



Phase II Investigation Report

Of

**3780-3860 Nostrand Avenue
Brooklyn, New York
CNS Job #: D196**

Prepared For:

Acadia Realty Trust LLC
1311 Mamaroneck Avenue – Suite 260
White Plains, NY 10605
Attn: Mr. Jonathan Asta

Prepared By:

CNS Management Corporation
208 Newtown Road
Plainview, New York 11803

On

May 28, 2013

Table of Contents

1.0 INTRODUCTION 1

2.0 BACKGROUND 1

3.0 GEOLOGY / HYDROGEOLOGY 2

4.0 FIELD ACTIVITIES 2

5.0 ANALYTICAL RESULTS 4

6.0 CONCLUSIONS AND RECOMMENDATIONS 9

7.0 PROJECT LIMITATIONS 11

Figure I: Site Location Map

Figure II: Soil Boring, and Air Sampling Locations

Appendix A: Soil Boring Logs

Appendix B: Site Photographs

Appendix C: Laboratory Analytical Data Sheets

1.0 INTRODUCTION

CNS Management Corp. (CNS) was retained by Acadia Realty Trust LLC to conduct a site investigation for the property located at 3780-3860 Nostrand Avenue in Brooklyn, New York; referred to hereafter as the subject site. See Figure I: Site Location Map. The purpose of this site investigation was to determine if historic site use that included a former drycleaner has impacted the environmental quality of the subject site.

The subject site is located on the west side of Nostrand Avenue, and is improved with six structures constructed in stages between 1959 through 1982, and spans the entire city-block from Avenue Y south to Avenue Z. The subject site is currently occupied by commercial tenants including banks, restaurants, retail stores, medical offices and a parking garage.

2.0 BACKGROUND

CNS Management Corp reviewed a Phase I Environmental Site Assessment (ESA) completed by LCS, Inc. (LCS) in December of 2012 for the subject site; where based on CNS' review of the ESA, LCS identified a former drycleaner as an on-site Recognized Environmental Condition (REC), which was said to have operated from at least 1968 through 1996. LCS based this conclusion on a review of historical Sanborn Fire Insurance Maps, which identified the structure improved at 3796 Nostrand Avenue as occupied by a drycleaner. CNS reviewed the historical Sanborn Maps included in the ESA, which depicts the "dry cleaner" notation on the 1968 through 2007 maps; however as stated within the ESA, City Directories for the property were not reviewed because it was LCS' opinion that historical use was adequately determined based on Sanborn maps. LCS concluded that unless sufficient documentation is provided, a subsurface investigation is warranted to assess the environmental conditions on the subject site due to historic use as a drycleaner.

Due to the absence of additional documentation confirming the existence of a drycleaner at the subject site; CNS ordered City Directories, which covered each potential past or current address that may have been used by the property since its construction.

The City Directories revealed that the address of 3796 Nostrand Avenue (currently occupied by Chop Stix Restaurant) was not identified with any drycleaning tenants based on its 1965 through 1992 listings; however a drycleaner by the name of "Debbie Cleaners" was identified under the address of 3804 Nostrand Avenue (currently occupied by Chase Bank). This address identifies the drycleaner in its 1965 through 1973 listings; however its actual occupancy may have occurred as early as 1959 when the building was constructed, through 1985 at which time the tenant is listed as "Flower Den".

Based upon these findings, CNS agreed with LCS' recommendation that a subsurface investigation was warranted to assess the environmental conditions on the subject site due to historic use as a drycleaner; however CNS recommended this investigation be completed within the vicinity of the current 3804 Nostrand Avenue occupant, Chase Bank, based upon its historical City Directory listings.

A site visit was conducted on Wednesday, February 27, 2013 to determine an appropriate investigation approach. During the site visit it was determined that access to the bank space would not be permitted due to the sensitivity of the operation; therefore it was determined that in lieu of conducting the investigation within 3804 Nostrand Avenue, the investigation would take place immediately downgradient of the bank within the basement of the neighboring tenant space located at 3806 Nostrand Avenue.

In response to the above-mentioned findings and recommendations, on Friday, April 12, 2013 CNS Management Corp. (CNS) conducted a site investigation at the 3806 Nostrand Avenue vacant tenant space. The investigation involved the collection of soil samples and a groundwater sample from one (1) soil boring to investigate soil and groundwater quality at the subject site. Additionally, CNS collected one soil-gas sample, one indoor air sample and one ambient air sample to investigate soil vapor and indoor air quality at the subject site.

3.0 GEOLOGY / HYDROGEOLOGY

The elevation of the subject site is approximately 9-feet above sea level with anticipated groundwater flow in a general southerly direction towards Sheepshead Bay.

Based on site observations, there is minimal topographic gradient. Based on observations made during the collection of the subsurface boring, the soil stratum consisted of fine to coarse brown sand with groundwater encountered approximately 12' below grade surface (bgs). See Appendix A for the Soil Boring Log and Appendix B for Site Photographs.

4.0 FIELD ACTIVITIES

On Friday, April 12, 2013, CNS oversaw the advancing of one (1) subsurface boring (SB01). The drilling was completed by PAL Environmental Services, utilizing a large bore soil sampler to collect soil samples. Additionally, PAL installed a 1" temporary well point within the soil boring for the collection of a groundwater sample.

SB01 was advanced within the basement of 3806 Nostrand Avenue; where composite soil samples SB01-S1A (0'-2') and SB01-S2A (2'-4') were collected, and a 1" temporary well point was installed to a terminal depth of 4.5' beneath the basement slab for the collection of grab groundwater sample SB01-GW1A (3.33'-4.5'). See Figure II: Soil Boring and Air Sampling Locations.

The soils were screened utilizing a RAE Systems Photo-Ionization Detector (PID) and a boring log was generated noting odors, physical characteristics and VOC concentrations. This PID was calibrated using both fresh air calibration (zero point) and single sensor calibration (second point). Single sensor calibration was conducted by applying a known amount of reference gas to each sensor. PID readings ranging from 1.7 ppm to 2.1 ppm were recorded within the boring. Additionally, there was no visible evidence of a product release encountered.

The soil and groundwater samples were collected and analyzed in accordance with USEPA "Test Methods for Evaluating Solid Waste, Physical/Chemical Methods" (SW-846) for Volatile Organic Compounds (VOCs) via USEPA Method 8260. The collected soil samples were compared against the NYSDEC's Part 375 Soil Cleanup Objectives (SCO's) – Commercial Use for the Protection of Public Health (Table 375-6.8(b)), and groundwater samples were compared against the NYSDEC's TOGS 1.1.1 Class GA Groundwater Standards.

The collected soil and groundwater samples were placed in laboratory-supplied glassware, packed in ice-filled coolers accompanied by chain-of-custody documentation and transported via courier to Phoenix Environmental Laboratories, Inc. located at 587 East Middle Turnpike, Manchester, CT 06040.

On Friday, April 12, 2013, CNS oversaw the installation of one soil-gas implant. The implant was installed by PAL to approximately 6-inches beneath the 3806 Nostrand Avenue basement slab utilizing a core drill. A porous, inert material was utilized to create a sampling zone 6" in length. The probe was then sealed above the sampling zone with bentonite slurry. An air quality survey was conducted which included a visual building inspection, ambient air screening utilizing a 5-gas Photo Ionizing Detector (PID) and the collection of TO-15 Volatile Organic Compound (VOC) air samples.

The 3806 Nostrand Avenue space is located in one-story retail structure with a basement and is located on the northern portion of the subject site. It is constructed with typical building materials consisting of brick and cinderblock walls, corrugated metal ceilings, with concrete floor slabs within the basement and vinyl asbestos tile over a wooden sub floor on the main level. The facility is supplied with electric for hot water and natural gas to fuel the HVAC equipment for heating.

Following the site inspection one location was selected for the collection of an indoor air sample and one location was selected for the collection of a sub-slab air sample. Additionally, an ambient air sample was collected on the western side of the building. See Figure II: Soil Boring and Air Sample Locations. The sampling locations were identified as:

- IA-1
- SS-1
- AA-1

Air quality monitoring was conducted during the collection of air samples utilizing a RAE Systems PID Meter. The PID is a real-time continuous data logger that monitors for Volatile Organic Compounds (VOCs). PID readings ranged from 0.0 ppm to 0.0 ppm within the 3806 Nostrand Avenue space.

The TO-15 air samples were calibrated and collected over a 4-hour sampling period at the above identified sampling locations. The SUMMA canisters utilized for the collection of the indoor air and ambient air samples were placed approximately 4 feet from the ground for the entire sampling period. The SUMMA canister utilized for the collection of the sub-slab air sample were connected to the soil gas implant installed by PAL.

One to three implant volumes were purged prior to the collection of the soil-gas sample and a tracer gas was used while collecting the soil gas sample to verify that adequate sampling techniques were being used. Immediately following the sample collection, the six-liter Summa canister valves were tightened and the flow controllers were removed.

The samples were collected in laboratory (Phoenix Environmental Laboratories) prepared 6-liter SUMMA canisters that were fitted with pre-calibrated regulators for the desired sampling period. A SUMMA canister is a stainless steel vessel that had the internal surfaces specially passivated using a "Summa" process. This process combines an electro-polishing step with chemical deactivation to produce a surface that is chemically inert.

The collected indoor air, ambient air and soil gas samples were placed in laboratory-supplied packaging accompanied by chain-of-custody documentation and delivered via courier to Phoenix Environmental Laboratories, Inc. located at 587 East Middle Turnpike, Manchester, CT 06040. The samples were collected in accordance with *NYSDOH Indoor Air Sampling & Analysis Guidance (February 1, 2005)*,

NYSDOH *Guidance for Evaluating Soil Vapor Intrusion in the State of New York* (10/06) and analyzed for VOCs in accordance with US EPA Method TO-15.

5.0 ANALYTICAL RESULTS

As noted herein, CNS advanced a total of one (1) subsurface boring at the subject site identified as SB01 where a total of two (2) soil samples (SB01-S1A through SB01-S2A) and one (1) groundwater sample (SB01-GW1A) were collected. Additionally, a vapor intrusion investigation was conducted that included the collection of one (1) soil gas sample (SS-1), one (1) indoor air sample (IA-1), and one (1) ambient air sample (AA-1).

Soil Sample Result Interpretation

Soil analytical results of the two (2) samples did not identify any VOC constituents above the laboratory's minimum detection limit except for the VOC constituent Tetrachloroethene, detected at 0.026 ppm within soil sample SB01-S1A. This detection however was below its respective NYSDEC's Part 375 Soil Cleanup Objectives (SCO's) – Commercial Use for the Protection of Public Health of 150 ppm. Analytical results above the laboratory minimum detection limit are presented in Table I below.

Table I: Summary of Soil Analytical Results above the Laboratory Minimum Detection Limit

Sampling Date: April 12, 2013					
Analyte	Contaminant	SB01-S1A (0' - 2')	SB01-S2A (2' - 4')	NYSDEC Commercial SCOs	NYSDEC Unrestricted SCOs
VOC	Tetrachloroethene	0.026	ND	150	1.3

Notes:	<p>All results and guidance values are presented in parts per million (ppm)</p> <p>ND = Not Detected above laboratory's Minimum Detection Limit or Method of analysis and instrumentation</p> <p>NYSDEC Commercial SCO's = New York State Department of Environmental Conservation's Subpart 375-6 Remedial Program Soil Cleanup Objectives Table 375-6.8 (b) Restricted-Commercial Use Soil Cleanup Objectives</p> <p>NYSDEC Unrestricted SCO's = New York State Department of Environmental Conservation's Subpart 375-6 Remedial Program Soil Cleanup Objectives Table 375-6.8 (a) Unrestricted Use Soil Cleanup Objectives</p> <p>Concentrations exceeding the NYSDEC Commercial SCOs are highlighted in bold RED</p>
---------------	--

Groundwater Result Interpretation

Groundwater analytical results of the one (1) collected groundwater sample identified two (2) VOC constituents above the laboratory's minimum detection limit. The VOC contaminant Tetrachloroethene was detected within the collected groundwater sample a concentration of 210 ppb in excess of its respective NYSDEC TOGS 1.1.1 GA Value of 5 ppb. Additionally, the VOC constituent Trichloroethene was detected within the collected groundwater sample at a concentration of 3.6 ppb below its respective NYSDEC TOGS 1.1.1 GA Value of 5 ppb. Analytical results above the laboratory minimum detection limits are presented in Table II on the following page. See Appendix C: Laboratory Analytical Data Sheets.

Table II: Summary of Groundwater Analytical Results above the Laboratory Minimum Detection Limit

Analyte	Contaminant	SB01-GW1A (3.33')	NYSDEC GW Standards
VOC	Tetrachloroethene	210	5
	Trichloroethene	3.6	5

Notes: All results and guidance values are presented in parts per billion (ppb)
 ND = Not Detected above laboratory's Minimum Detection Limit or Method of analysis and instrumentation
 NYSDEC GW Standards =
 NYSDEC Division of Water Technical and Operational Guidance Series (1.1.1)
 Ambient Water Quality Standards & Guidance Values
 Concentrations exceeding the NYSDEC GW Standards are highlighted in bold **RED**

Vapor Intrusion Result Interpretation

As noted, CNS completed a vapor intrusion investigation where one sub-slab soil gas sample (SS-1), one indoor air sample (IA-1), and one ambient air sample (AA-1) were collected.

The indoor and ambient air analytical results were compared to data collected by the NYSDOH between 1997 and 2003 as part of a study of the occurrence of VOCs in the indoor air of homes that heat with fuel oil. The purpose of the NYSDOH study was to characterize the indoor air of fuel oil heated homes as a means of evaluating post clean-up conditions in residences affected by petroleum spills. The data from the study was summarized as 25th, 50th, 75th, 90th percentile values and the upper fence value for each compound detected during the study.

The upper fence value for each compound was calculated by the NYSDOH as 1.5 times the interquartile range (difference between the 25th and 75th percentile values) above the 75th percentile value. The study included basement, living space and outdoor samples from 104 homes, tested during both during heating and non-heating seasons and is utilized to characterize commonly found concentrations of VOCs in the indoor and outdoor air. The purpose of the NYSDOH guideline is to help guide decisions about the nature and efforts to reduce exposure to the chemical. Reasonable and practical actions should be taken to reduce exposures when indoor air levels are above background, even when they are below the guideline values. Additionally, the results were compared against the Indoor Air Guidance Values derived by the NYSDOH within the Final NYSDOH Soil Vapor Intrusion Guidance (10/2006); and to the USEPA, November 2002 "OSWER Draft Guidance for Evaluating the Vapor Intrusion to Indoor Air Pathway from Groundwater and Soils (Subsurface Vapor Intrusion Guidance)" Table 2a Generic Screening Levels and Summary Sheet. Analytical results above the laboratory minimum detection limits are presented in Table III on the following page.

Analytical results did not identify any VOC contaminants exceeding the NYSDOH Air Guideline Values or USEPA Generic Screening Levels for Indoor Air; however one VOC constituent was identified within the collected indoor air sample that exceeded the NYSDOH 75th percentile levels. As indicated within Table III on the following page, Tetrachloroethene was detected at a concentration of 1.22 ug/M3 above its NYSDOH 75th percentile level of 1.1 ug/M3.

Table III: TO-15-Indoor Air Results above Laboratory Minimum Detection Limit

Sampling Date: April 12th, 2013										
Parameter	AA-1 ug/M3	IA-1 ug/M3	NYSDOH (Indoor Air)					NYSDOH	NYSDOH	USEPA
			25th Pctl	50th Pctl	75th Pctl	90th Pctl	Upper Fence	Table 3.1	Table 3.3	Indoor Air
Acetone	13.6	8.62	10	21	52	110	115	NA	NA	350
Carbon Tetrachloride	0.503	0.503	<0.25	<0.25	0.59	0.81	1.3	NA	Matrix 1	16
Chloromethane	1.16	1.09	<0.25	0.5	1.8	3.3	4.2	NA	NA	90
Dichlorodifluoromethane	2.42	2.42	<0.25	<0.25	4.1	15	10	NA	NA	200
Ethanol	29.8	31.8	27	160	540	1400	1300	NA	NA	NA
Isopropylalcohol	7.07	2.68	NA	NA	NA	NA	NA	NA	NA	NA
Methyl Ethyl Ketone	1.03	ND	1.4	3.4	7.3	16	16	NA	NA	1,000
Methylene Chloride	3.99	1.49	0.31	1.4	6.6	22	16	60	NA	90
Propylene	1.29	1.03	NA	NA	NA	NA	NA	NA	NA	NA
Tetrachloroethene (PCE)	0.474	1.22	<0.25	0.34	1.1	2.9	2.5	100	Matrix 2	81
Toluene	1.51	1.54	3.5	9.6	24.8	58	57	NA	NA	400
Trichlorofluoromethane	1.29	1.24	1.1	2.9	5.4	17	12	NA	NA	700

Notes:

All results are reported in micrograms per cubic meter ($\mu\text{g}/\text{m}^3$)

NA = Limit/Standard Not Available

ND = None Detected above Laboratory Minimum Detection Limit or Method of analysis and instrumentation

Concentrations exceeding the NYSDOH (Indoor Air) 75th Percentile Values are highlighted in bold **RED**

NYSDOH (Indoor Air) = NYSDOH Summary of Indoor and Outdoor Levels of Volatile Organic Compounds from Fuel Oil Heated Homes in NYS, 1997-2003 (November 14, 2005)

NYSDOH Table 3.1 = NYSDOH Final Guidance for Evaluation Soil Vapor Intrusion in the State of New York (10/06) Table 3.1 Air guideline values derived by the NYSDOH

NYSDOH Table 3.3 = NYSDOH Final Guidance for Evaluation Soil Vapor Intrusion in the State of New York (10/06) Table 3.3 Volatile chemicals and their decision matrices

USEPA Indoor Air = November 2002 "OSWER Draft Guidance for Evaluating the Vapor Intrusion to Indoor Air Pathway from Groundwater and Soils (Subsurface Vapor Intrusion Guidance)" Table 2a Generic Screening Levels and Summary Sheet.

Since the State of New York does not have any standards, criteria or guidance values for concentrations of VOCs in subsurface vapors, the sub-slab soil gas results were compared to the USEPA, November 2002 “OSWER Draft Guidance for Evaluating the Vapor Intrusion to Indoor Air Pathway from Groundwater and Soils (Subsurface Vapor Intrusion Guidance)” Table 2a Generic Screening Levels and Summary Sheet.

The collected sub-slab soil gas sample identified three (3) VOCs exceeding their respective USEPA Generic Screening Levels for Shallow Soil Gas. As indicated within Table IV below, 1,2,4-Trimethylbenzene was detected at a concentration of 88.4 ug/M3 above its USEPA screening level of 60 ug/M3; Tetrachloroethene was detected at a concentration of 120,000 ug/M3 above its USEPA screening level of 810 ug/M3; and Trichloroethene was detected at a concentration of 628 ug/M3 above its USEPA screening level of 22 ug/M3.

Table IV: TO-15-Sub-Slab Soil Gas Results above Laboratory Minimum Detection Limit

Sampling Date: April 12th, 2013			
Parameter	SS-1 ug/M3	NYSDOH Table 3.3	USEPA Shallow Soil Gas
1,2,4 - Trimethylbenzene	88.4	NA	60
1,3,5 - Trimethylbenzene	23.1	NA	60
4-Ethyltoluene	14	NA	NA
Acetone	23.5	NA	3,500
Benzene	11.6	NA	310
Carbon Disulfide	10.4	NA	7,000
Carbon Tetrachloride	0.314	Matrix 1	160
Chlorobenzene	4.37	NA	600
Chloroform	45.9	NA	110
Cis-1,2-Dichloroethene	6.54	NA	350
Cyclohexane	1.68	NA	NA
Dichlorodifluoromethane	2.42	NA	2,000
Ethyl acetate	8.35	NA	3,200
Ethylbenzene	15.8	NA	2,200
Heptane	7.9	NA	NA
Hexane	5.78	NA	2,000
Isopropylbenzene	3.19	NA	NA
m,p - Xylene	61.2	NA	70,000
Methyl Ethyl Ketone	8.61	NA	10,000
Methylene Chloride	9.37	NA	900
o - Xylene	31.1	NA	70,000
Propylene	10	NA	NA
sec-Butylbenzene	2.36	NA	1,400
Styrene	1.28	NA	10,000
Tetrachloroethene	120,000	Matrix 2	810
Tetrahydrofuran	5.95	NA	NA
Toulene	22.4	NA	4,000
Trans-1,2-Dichloroethene	4.72	NA	700
Trichloroethene	628	Matrix 1	22
Trichlorofluoromethane	1.63	NA	7,000

Notes:

All results are reported in micrograms per cubic meter ($\mu\text{g}/\text{m}^3$)

NA = Limit/Standard Not Available

ND = None Detected above Laboratory Minimum Detection Limit or Method of analysis and instrumentation

Concentrations exceeding the USEPA Shallow Soil Gas Values are highlighted in bold **RED**

NYSDOH Table 3.3 = NYSDOH Final Guidance for Evaluation Soil Vapor Intrusion in the State of New York (10/06) Table 3.3 Volatile chemicals and their decision matrices

USEPA Shallow Soil Gas = November 2002 “OSWER Draft Guidance for Evaluating the Vapor Intrusion to Indoor Air Pathway from Groundwater and Soils (Subsurface Vapor Intrusion Guidance)” Table 2a Generic Screening Levels and Summary Sheet.

In accordance with the guidelines set forth by the NYSDOH within the Final NYSDOH Soil Vapor Intrusion Guidance (10/2006), CNS compared the indoor air analytical results against the sub-slab soil gas results utilizing the decision matrices developed by the NYSDOH to provide guidance about actions that should be taken to address current and potential exposures related to soil vapor intrusion. The NYSDOH developed two matrices to use as tools in making decisions when soil vapor may be entering buildings. To date, only four VOCs have been assigned to the matrices by the NYSDOH. Carbon Tetrachloride and Trichloroethene have been assigned to Matrix 1 and Tetrachloroethene and 1,1,1-Trichloroethane are assigned to Matrix 2. The matrices consider human health risks, data gaps in toxicological data regarding chemicals of concern, background concentrations of VOCs in indoor air and current laboratory analytical capabilities to compare indoor and sub-slab air concentrations for the assigned chemicals and determine an appropriate response to manage the risk associated with the detected concentrations.

Based upon these matrices, CNS determined that no further action was required regarding 1,1,1-Trichloroethane; however due to the fact that Carbon Tetrachloride was detected at 0.503 ug/M3 within the indoor air sample, and 0.314 ug/M3 within the sub-slab soil gas sample, the matrix indicated that reasonable and practical actions to identify sources and reduce exposures is required in regard to Carbon Tetrachloride. Additionally, the matrices indicated that mitigation was required in regard to Trichloroethene and Tetrachloroethene due to their elevated detections within the soil gas sample at 628 ug/M3 and 120,000 ug/M3, respectively.

6.0 CONCLUSIONS AND RECOMMENDATIONS

As indicated herein, CNS advanced a total of one (1) subsurface boring at the subject site identified as SB01 where a total of two (2) soil samples (SB01-S1A through SB01-S2A) and one (1) groundwater sample (SB01-GW1A) were collected. Additionally, a vapor intrusion investigation was conducted that included the collection of one (1) sub-slab soil gas sample (SS-1), one (1) indoor air sample (IA-1), and one ambient air sample (AA-1).

Soil sample analytical results identified one (1) low-level VOC constituent in soil sample SB01-S1A; however this detection did not exceed its applicable remediation standard.

Groundwater analytical results identified Tetrachloroethene contamination that exceeded its respective NYSDEC TOGS 1.1.1 GA Values within the collected groundwater sample; which is consistent with a release from a dry cleaning operation.

Ambient air and indoor air analytical results did not identify any VOC contaminants exceeding the NYSDOH Air Guideline Values or USEPA Generic Screening Levels for Indoor Air; however Tetrachloroethene was identified within the collected indoor air sample that exceeded the NYSDOH 75th percentile level. Analytical results associated with the sub-slab soil gas sample identified the VOC constituents 1,2,4-Trimethylbenzene, Tetrachloroethene and Trichloroethene exceeding their respective USEPA Generic Screening Levels for Shallow Soil Gas.

CNS further compared the analytical results for both indoor air and sub-slab soil gas to the NYSDOH decision matrices, where it was determined that no further action was required for 1,1,1-Trichloroethane; however additional actions are required for the Carbon Tetrachloride, Tetrachloroethene and Trichloroethene contaminants. Although Carbon Tetrachloride was not identified as exceeding any of the standards to which it was compared against and its sub-slab soil gas concentration was below 5 ug/M3; this determination was made due to the fact that its indoor air concentration was above 0.25 ug/M3, which

requires that reasonable and practical actions be taken to identify sources and reduce exposures. The detected concentration can likely be attributed to indoor or outdoor sources rather than vapor intrusion based upon the level detected within the sub-slab soil gas sample. Additionally regarding Tetrachloroethene and Trichloroethene mitigation is required due to the fact that their sub-slab soil gas concentrations exceed 1,000 ug/M3 and 250 ug/M3, respectively.

Based on the findings of this Phase II Investigation CNS recommends the following:

1. Notification be provided to the NYSDEC regarding the on-site detection of chlorinated solvent contamination, in accordance with state regulations;
2. Identify and mitigate any potential source areas of the Indoor Air contaminant Carbon Tetrachloride and resample;
3. Conducting additional site investigation(s) under the direction of the NYSDEC to characterize the extent of the above identified contamination and develop an appropriate remedial approach.

If you have any questions or require additional information regarding this project please call (516) 932-3228.

Prepared by:



Jim Van Horn
Senior Project Manager

7.0 PROJECT LIMITATIONS

This report is written for the use of Acadia Realty Trust LLC and its partners. No other party shall have any right to rely on this report or any service provided by CNS Management Corp. without prior written consent by Acadia Realty Trust LLC and CNS Management Corp.

The subsurface investigation was performed in accordance with professional standards applicable to the industry today. The results of this assessment and the contents of this report are subject to revision based on future events and/or investigations. CNS Management Corporation assumes no responsibility for the property owner's actions related to the following:

- Violation of any federal, state or local statute or ordinance relating to identification or disposal of a hazardous substance or its constituents;
- Undertaking of, or arrangement for the handling, removal, treatment, storage, transportation, or disposal of hazardous substances or constituents found or identified, and;
- Changed conditions or hazardous substances or constituents introduced at the properties by Client or third persons to this contract during or after the completion of services provided by this report.

Therefore, the findings, conclusions and recommendations presented herein are based solely on the aforementioned scope of work and information gathering. Incomplete or outstanding information identified throughout this report is considered a limitation to the assessment.

All findings, conclusions and recommendations stated in this report are based upon facts, circumstances and industry-accepted procedures for such services, as they existed at the time this report was prepared. All findings, conclusions and recommendations stated in this reports are based on the data and information provided and observations and conditions that existed on the date and timework was performed. Responses received from local, state, or federal agencies or other out-sourced or other secondary sources of information after the issuance of this report may change certain facts, findings, conclusions or circumstances to the report. A change in fact, circumstance or industry-accepted procedure upon which this report was based may adversely affect the findings, conclusions and recommendations expressed in this report and is considered a limitation.

Figure I
Site Location Map

Subject Site

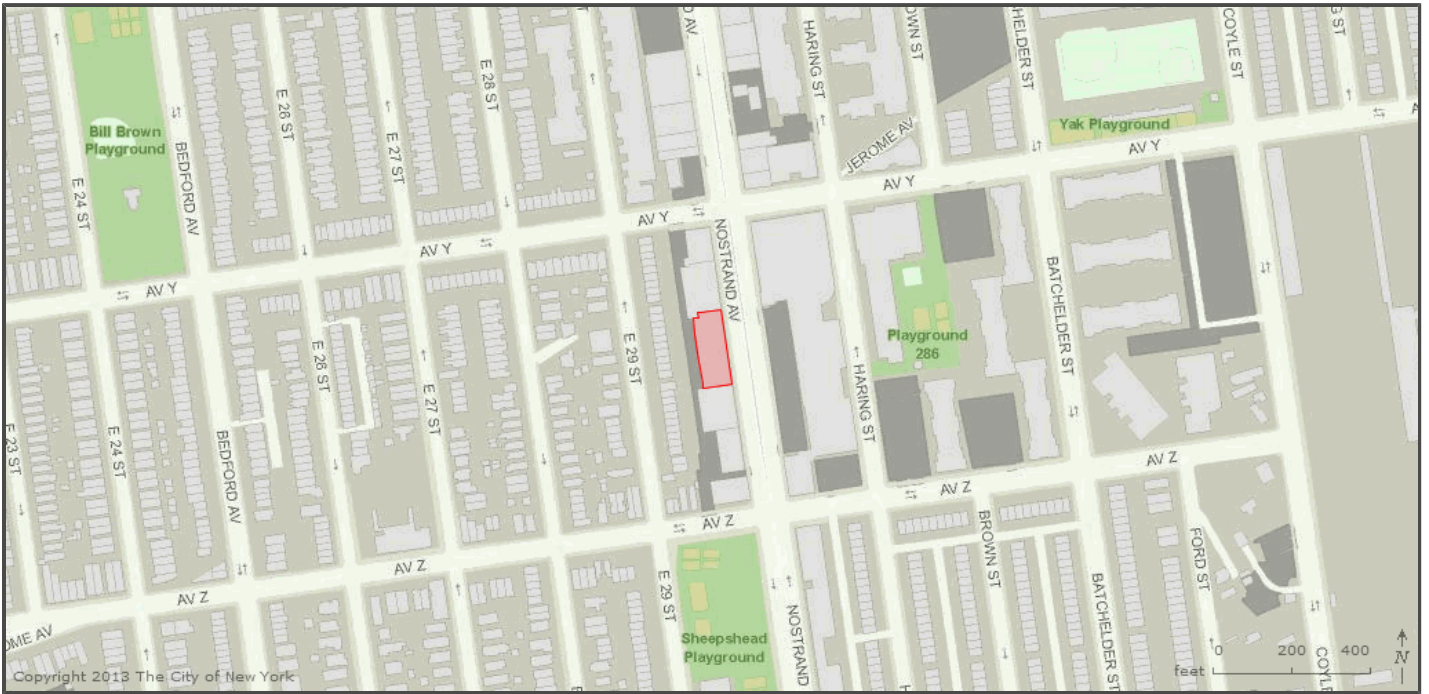
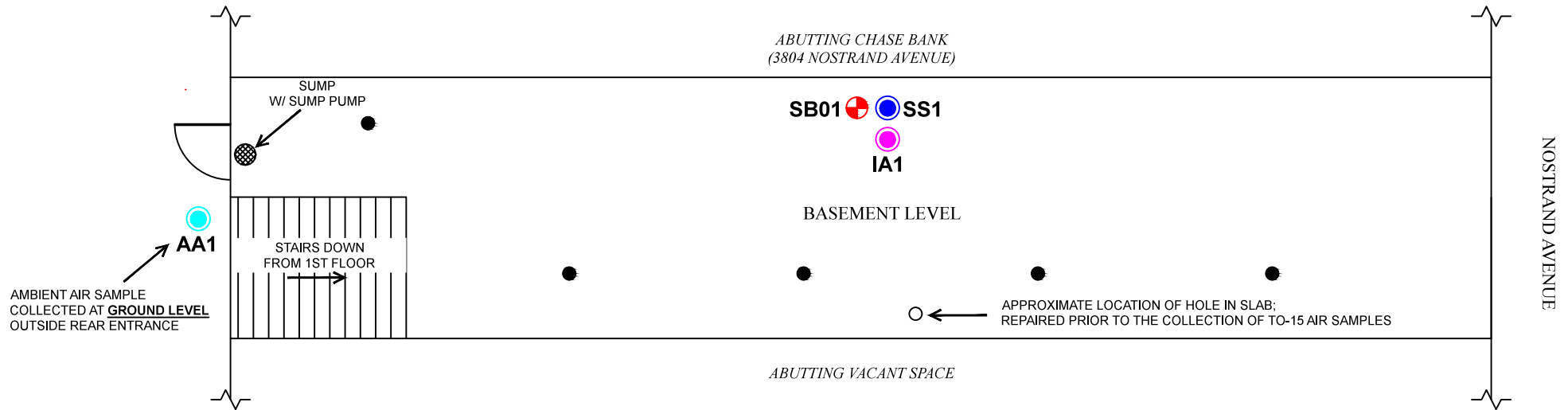


Figure II
Soil Boring and Air Sampling Locations



LEGEND:	
	= COLUMNS
	= SOIL BORING
	= AMBIENT AIR TO-15 SAMPLE
	= INDOOR AIR TO-15 SAMPLE
	= SUB-SLAB SOIL-GAS TO-15 SAMPLE


 208 NEWTOWN ROAD PLAINVIEW, NY 11803	PREPARED FOR: ACADIA REALTY TRUST LLC 1311 MAMARONECK AVE, WHITE PLAINS, NY 10605
	SUBJECT SITE: "FORMER" PICKERS PHOTO STUDIO AT NOSTRAND PLACE 3806 NOSTRAND AVENUE BROOKLYN, NEW YORK
FIGURE II SOIL BORING AND SOIL-GAS SAMPLE LOCATIONS	DATE: APRIL 19, 2013 CNS JOB #: D196
SCALE: 1" = 10'	DWN BY: JL CKD BY: JVH APPRVD BY: CP

Appendix A
Soil Boring Log

SOIL BORING # SB-01
BASEMENT LEVEL

DEPTH FT	SYMBOL	DESCRIPTION	PID SCREEN	SAMPLE		REMARKS
				#	TYPE*	
0'		6" CONCRETE TOP LAYER				
		FINE BROWN SAND; SATURATED AT 2.5- FEET	2.1	SB01-S1A	GS (0-2')	NO ODOR DETECTED
			1.7	SB01-S2A	GS (2-4')	
5'		GROUNDWATER ENCOUNTERED		SB01-GW1A	GW (3-4.5')	
10'						
15'						
20'						
25'						
30'						

* GS = GRAB SOIL SAMPLE
GW = GROUNDWATER SAMPLE

 208 Newtown Road Plainview, New York 11803 CNS JOB #: D196	SUBJECT SITE:	3806 NOSTRAND AVENUE, BROOKLYN, NY		
	CLIENT:	ACADIA REALTY TRUST 1311 MAMARONECK AVENUE, WHITE PLAINS, NY 10605		
	DRILLING CONTRACTOR:	PAL ENVIRONMENTAL	SAMPLING METHOD:	GEOPROBE
	DATE:	APRIL 12, 2013	TICKET #:	130670445

Appendix B
Site Photographs

Photograph # 1



3806 Nostrand Avenue where the investigation was conducted

Photograph # 2



Adjacent Chase bank identified as the former Debbie Cleaners

Photograph # 3



Chop Stix Restaurant located at 3796 Nostrand Avenue

Photograph # 4



3806 Nostrand Main Floor

Photograph # 5



3806 Nostrand Basement

Photograph # 6



PAL coring through the basement slab for the collection of soil and groundwater samples

Photograph # 7



Soil Sample SB01-S1A

Photograph # 8



Temporary well point installed in SB01 for the collection of a groundwater sample

Photograph # 9



Tracer gas test being performed

Photograph # 10



Outdoor ambient air sample AA-1 being collected at the west side of the retail space

Photograph # 11



Indoor air (IA-1) and sub-slab soil gas (SS-1) samples being collected

Photograph #12



Basement slab restored

Appendix C

Laboratory Analytical Data Sheets



Friday, April 19, 2013

Attn: Mr. Charles Powers
CNS Management Corp
208 Newtown Road
Plainview, NY 11803-4307

Project ID: 3806 NOSTRAND AVE
Sample ID#s: BD59370 - BD59372

This laboratory is in compliance with the NELAC requirements of procedures used except where indicated.

This report contains results for the parameters tested, under the sampling conditions described on the Chain Of Custody, as received by the laboratory.

All soils, solids and sludges are reported on a dry weight basis unless otherwise noted in the sample comments.

A scanned version of the COC form accompanies the analytical report and is an exact duplicate of the original.

If you have any questions concerning this testing, please do not hesitate to contact Phoenix Client Services at ext. 200.

Sincerely yours,

A handwritten signature in black ink that reads "Phyllis Shiller". The signature is written in a cursive style.

Phyllis Shiller
Laboratory Director

NELAC - #NY11301
CT Lab Registration #PH-0618
MA Lab Registration #MA-CT-007
ME Lab Registration #CT-007
NH Lab Registration #213693-A,B

NJ Lab Registration #CT-003
NY Lab Registration #11301
PA Lab Registration #68-03530
RI Lab Registration #63
VT Lab Registration #VT11301



Environmental Laboratories, Inc.
587 East Middle Turnpike, P.O.Box 370, Manchester, CT 06045
Tel. (860) 645-1102 Fax (860) 645-0823



SDG Comments

April 19, 2013

SDG I.D.: GBD59370

BD59370 - Client provided soil jar for volatile analysis. Phoenix prepared sample per method 5035.

BD59371 - Client provided soil jar for volatile analysis. Phoenix prepared sample per method 5035.



Environmental Laboratories, Inc.
 587 East Middle Turnpike, P.O.Box 370, Manchester, CT 06045
 Tel. (860) 645-1102 Fax (860) 645-0823



Analysis Report

April 19, 2013

FOR: Attn: Mr. Charles Powers
 CNS Management Corp
 208 Newtown Road
 Plainview, NY 11803-4307

Sample Information

Matrix: SOIL
 Location Code: CNS
 Rush Request: 72 Hour
 P.O.#:

Custody Information

Collected by:
 Received by: SW
 Analyzed by: see "By" below

Date Time
 04/12/13 10:03
 04/15/13 17:15

Laboratory Data

SDG ID: GBD59370
 Phoenix ID: BD59370

Project ID: 3806 NOSTRAND AVE
 Client ID: SB01-S1A

Parameter	Result	RL/ PQL	Units	Date/Time	By	Reference
Percent Solid	91		%	04/15/13	JL	E160.3
Field Extraction	Completed			04/12/13		SW5035

Volatiles

1,1,1,2-Tetrachloroethane	ND	0.0055	mg/Kg	04/16/13	R/P	SW8260
1,1,1-Trichloroethane	ND	0.0055	mg/Kg	04/16/13	R/P	SW8260
1,1,2,2-Tetrachloroethane	ND	0.0033	mg/Kg	04/16/13	R/P	SW8260
1,1,2-Trichloroethane	ND	0.0055	mg/Kg	04/16/13	R/P	SW8260
1,1-Dichloroethane	ND	0.0055	mg/Kg	04/16/13	R/P	SW8260
1,1-Dichloroethene	ND	0.0055	mg/Kg	04/16/13	R/P	SW8260
1,1-Dichloropropene	ND	0.0055	mg/Kg	04/16/13	R/P	SW8260
1,2,3-Trichlorobenzene	ND	0.0055	mg/Kg	04/16/13	R/P	SW8260
1,2,3-Trichloropropane	ND	0.0055	mg/Kg	04/16/13	R/P	SW8260
1,2,4-Trichlorobenzene	ND	0.0055	mg/Kg	04/16/13	R/P	SW8260
1,2,4-Trimethylbenzene	ND	0.0055	mg/Kg	04/16/13	R/P	SW8260
1,2-Dibromo-3-chloropropane	ND	0.0055	mg/Kg	04/16/13	R/P	SW8260
1,2-Dibromoethane	ND	0.0055	mg/Kg	04/16/13	R/P	SW8260
1,2-Dichlorobenzene	ND	0.0055	mg/Kg	04/16/13	R/P	SW8260
1,2-Dichloroethane	ND	0.0055	mg/Kg	04/16/13	R/P	SW8260
1,2-Dichloropropane	ND	0.0055	mg/Kg	04/16/13	R/P	SW8260
1,3,5-Trimethylbenzene	ND	0.0055	mg/Kg	04/16/13	R/P	SW8260
1,3-Dichlorobenzene	ND	0.0055	mg/Kg	04/16/13	R/P	SW8260
1,3-Dichloropropane	ND	0.0055	mg/Kg	04/16/13	R/P	SW8260
1,4-Dichlorobenzene	ND	0.0055	mg/Kg	04/16/13	R/P	SW8260
2,2-Dichloropropane	ND	0.0055	mg/Kg	04/16/13	R/P	SW8260
2-Chlorotoluene	ND	0.0055	mg/Kg	04/16/13	R/P	SW8260
2-Hexanone	ND	0.027	mg/Kg	04/16/13	R/P	SW8260
2-Isopropyltoluene	ND	0.0055	mg/Kg	04/16/13	R/P	SW8260
4-Chlorotoluene	ND	0.0055	mg/Kg	04/16/13	R/P	SW8260

Parameter	Result	RL/ PQL	Units	Date/Time	By	Reference
4-Methyl-2-pentanone	ND	0.027	mg/Kg	04/16/13	R/P	SW8260
Acetone	ND	0.11	mg/Kg	04/16/13	R/P	SW8260
Acrylonitrile	ND	0.0055	mg/Kg	04/16/13	R/P	SW8260
Benzene	ND	0.0055	mg/Kg	04/16/13	R/P	SW8260
Bromobenzene	ND	0.0055	mg/Kg	04/16/13	R/P	SW8260
Bromochloromethane	ND	0.0055	mg/Kg	04/16/13	R/P	SW8260
Bromodichloromethane	ND	0.0055	mg/Kg	04/16/13	R/P	SW8260
Bromoform	ND	0.0055	mg/Kg	04/16/13	R/P	SW8260
Bromomethane	ND	0.0055	mg/Kg	04/16/13	R/P	SW8260
Carbon Disulfide	ND	0.0055	mg/Kg	04/16/13	R/P	SW8260
Carbon tetrachloride	ND	0.0055	mg/Kg	04/16/13	R/P	SW8260
Chlorobenzene	ND	0.0055	mg/Kg	04/16/13	R/P	SW8260
Chloroethane	ND	0.0055	mg/Kg	04/16/13	R/P	SW8260
Chloroform	ND	0.0055	mg/Kg	04/16/13	R/P	SW8260
Chloromethane	ND	0.0055	mg/Kg	04/16/13	R/P	SW8260
cis-1,2-Dichloroethene	ND	0.0055	mg/Kg	04/16/13	R/P	SW8260
cis-1,3-Dichloropropene	ND	0.0055	mg/Kg	04/16/13	R/P	SW8260
Dibromochloromethane	ND	0.0033	mg/Kg	04/16/13	R/P	SW8260
Dibromomethane	ND	0.0055	mg/Kg	04/16/13	R/P	SW8260
Dichlorodifluoromethane	ND	0.0055	mg/Kg	04/16/13	R/P	SW8260
Ethylbenzene	ND	0.0055	mg/Kg	04/16/13	R/P	SW8260
Hexachlorobutadiene	ND	0.0055	mg/Kg	04/16/13	R/P	SW8260
Isopropylbenzene	ND	0.0055	mg/Kg	04/16/13	R/P	SW8260
m&p-Xylene	ND	0.0055	mg/Kg	04/16/13	R/P	SW8260
Methyl Ethyl Ketone	ND	0.033	mg/Kg	04/16/13	R/P	SW8260
Methyl t-butyl ether (MTBE)	ND	0.011	mg/Kg	04/16/13	R/P	SW8260
Methylene chloride	ND	0.0055	mg/Kg	04/16/13	R/P	SW8260
Naphthalene	ND	0.0055	mg/Kg	04/16/13	R/P	SW8260
n-Butylbenzene	ND	0.0055	mg/Kg	04/16/13	R/P	SW8260
n-Propylbenzene	ND	0.0055	mg/Kg	04/16/13	R/P	SW8260
o-Xylene	ND	0.0055	mg/Kg	04/16/13	R/P	SW8260
p-Isopropyltoluene	ND	0.0055	mg/Kg	04/16/13	R/P	SW8260
sec-Butylbenzene	ND	0.0055	mg/Kg	04/16/13	R/P	SW8260
Styrene	ND	0.0055	mg/Kg	04/16/13	R/P	SW8260
tert-Butylbenzene	ND	0.0055	mg/Kg	04/16/13	R/P	SW8260
Tetrachloroethene	0.026	0.0055	mg/Kg	04/16/13	R/P	SW8260
Tetrahydrofuran (THF)	ND	0.011	mg/Kg	04/16/13	R/P	SW8260
Toluene	ND	0.0055	mg/Kg	04/16/13	R/P	SW8260
Total Xylenes	ND	0.0055	mg/Kg	04/16/13	R/P	SW8260
trans-1,2-Dichloroethene	ND	0.0055	mg/Kg	04/16/13	R/P	SW8260
trans-1,3-Dichloropropene	ND	0.0055	mg/Kg	04/16/13	R/P	SW8260
trans-1,4-dichloro-2-butene	ND	0.011	mg/Kg	04/16/13	R/P	SW8260
Trichloroethene	ND	0.0055	mg/Kg	04/16/13	R/P	SW8260
Trichlorofluoromethane	ND	0.0055	mg/Kg	04/16/13	R/P	SW8260
Trichlorotrifluoroethane	ND	0.0055	mg/Kg	04/16/13	R/P	SW8260
Vinyl chloride	ND	0.0055	mg/Kg	04/16/13	R/P	SW8260
QA/QC Surrogates						
% 1,2-dichlorobenzene-d4	97		%	04/16/13	R/P	70 - 130 %
% Bromofluorobenzene	92		%	04/16/13	R/P	70 - 130 %
% Dibromofluoromethane	106		%	04/16/13	R/P	70 - 130 %

Parameter	Result	RL/ PQL	Units	Date/Time	By	Reference
% Toluene-d8	100		%	04/16/13	R/P	70 - 130 %

1 = This parameter is not certified by NY NELAC for this matrix. NY NELAC does not offer certification for all parameters at this time.

RL/PQL=Reporting/Practical Quantitation Level (Equivalent to NELAC LOQ, Limit of Quantitation) ND=Not Detected


BRL=Below Reporting Level

Comments:

All soils, solids and sludges are reported on a dry weight basis unless otherwise noted in the sample comments.

If there are any questions regarding this data, please call Phoenix Client Services at extension 200.

This report must not be reproduced except in full as defined by the attached chain of custody.



Phyllis Shiller, Laboratory Director

April 19, 2013

Reviewed and Released by: Kathleen Cressia, QA/QC Officer



Environmental Laboratories, Inc.
 587 East Middle Turnpike, P.O.Box 370, Manchester, CT 06045
 Tel. (860) 645-1102 Fax (860) 645-0823



Analysis Report

April 19, 2013

FOR: Attn: Mr. Charles Powers
 CNS Management Corp
 208 Newtown Road
 Plainview, NY 11803-4307

Sample Information

Matrix: SOIL
 Location Code: CNS
 Rush Request: 72 Hour
 P.O.#:

Custody Information

Collected by:
 Received by: SW
 Analyzed by: see "By" below

Date Time
 04/12/13 10:10
 04/15/13 17:15

Laboratory Data

SDG ID: GBD59370
 Phoenix ID: BD59371

Project ID: 3806 NOSTRAND AVE
 Client ID: SB01-S2A

Parameter	Result	RL/ PQL	Units	Date/Time	By	Reference
Percent Solid	89		%	04/15/13	JL	E160.3
Field Extraction	Completed			04/12/13		SW5035

Volatiles

1,1,1,2-Tetrachloroethane	ND	0.0056	mg/Kg	04/16/13	R/P	SW8260
1,1,1-Trichloroethane	ND	0.0056	mg/Kg	04/16/13	R/P	SW8260
1,1,2,2-Tetrachloroethane	ND	0.0034	mg/Kg	04/16/13	R/P	SW8260
1,1,2-Trichloroethane	ND	0.0056	mg/Kg	04/16/13	R/P	SW8260
1,1-Dichloroethane	ND	0.0056	mg/Kg	04/16/13	R/P	SW8260
1,1-Dichloroethene	ND	0.0056	mg/Kg	04/16/13	R/P	SW8260
1,1-Dichloropropene	ND	0.0056	mg/Kg	04/16/13	R/P	SW8260
1,2,3-Trichlorobenzene	ND	0.0056	mg/Kg	04/16/13	R/P	SW8260
1,2,3-Trichloropropane	ND	0.0056	mg/Kg	04/16/13	R/P	SW8260
1,2,4-Trichlorobenzene	ND	0.0056	mg/Kg	04/16/13	R/P	SW8260
1,2,4-Trimethylbenzene	ND	0.0056	mg/Kg	04/16/13	R/P	SW8260
1,2-Dibromo-3-chloropropane	ND	0.0056	mg/Kg	04/16/13	R/P	SW8260
1,2-Dibromoethane	ND	0.0056	mg/Kg	04/16/13	R/P	SW8260
1,2-Dichlorobenzene	ND	0.0056	mg/Kg	04/16/13	R/P	SW8260
1,2-Dichloroethane	ND	0.0056	mg/Kg	04/16/13	R/P	SW8260
1,2-Dichloropropane	ND	0.0056	mg/Kg	04/16/13	R/P	SW8260
1,3,5-Trimethylbenzene	ND	0.0056	mg/Kg	04/16/13	R/P	SW8260
1,3-Dichlorobenzene	ND	0.0056	mg/Kg	04/16/13	R/P	SW8260
1,3-Dichloropropane	ND	0.0056	mg/Kg	04/16/13	R/P	SW8260
1,4-Dichlorobenzene	ND	0.0056	mg/Kg	04/16/13	R/P	SW8260
2,2-Dichloropropane	ND	0.0056	mg/Kg	04/16/13	R/P	SW8260
2-Chlorotoluene	ND	0.0056	mg/Kg	04/16/13	R/P	SW8260
2-Hexanone	ND	0.028	mg/Kg	04/16/13	R/P	SW8260
2-Isopropyltoluene	ND	0.0056	mg/Kg	04/16/13	R/P	SW8260
4-Chlorotoluene	ND	0.0056	mg/Kg	04/16/13	R/P	SW8260

Parameter	Result	RL/ PQL	Units	Date/Time	By	Reference
4-Methyl-2-pentanone	ND	0.028	mg/Kg	04/16/13	R/P	SW8260
Acetone	ND	0.11	mg/Kg	04/16/13	R/P	SW8260
Acrylonitrile	ND	0.0056	mg/Kg	04/16/13	R/P	SW8260
Benzene	ND	0.0056	mg/Kg	04/16/13	R/P	SW8260
Bromobenzene	ND	0.0056	mg/Kg	04/16/13	R/P	SW8260
Bromochloromethane	ND	0.0056	mg/Kg	04/16/13	R/P	SW8260
Bromodichloromethane	ND	0.0056	mg/Kg	04/16/13	R/P	SW8260
Bromoform	ND	0.0056	mg/Kg	04/16/13	R/P	SW8260
Bromomethane	ND	0.0056	mg/Kg	04/16/13	R/P	SW8260
Carbon Disulfide	ND	0.0056	mg/Kg	04/16/13	R/P	SW8260
Carbon tetrachloride	ND	0.0056	mg/Kg	04/16/13	R/P	SW8260
Chlorobenzene	ND	0.0056	mg/Kg	04/16/13	R/P	SW8260
Chloroethane	ND	0.0056	mg/Kg	04/16/13	R/P	SW8260
Chloroform	ND	0.0056	mg/Kg	04/16/13	R/P	SW8260
Chloromethane	ND	0.0056	mg/Kg	04/16/13	R/P	SW8260
cis-1,2-Dichloroethene	ND	0.0056	mg/Kg	04/16/13	R/P	SW8260
cis-1,3-Dichloropropene	ND	0.0056	mg/Kg	04/16/13	R/P	SW8260
Dibromochloromethane	ND	0.0034	mg/Kg	04/16/13	R/P	SW8260
Dibromomethane	ND	0.0056	mg/Kg	04/16/13	R/P	SW8260
Dichlorodifluoromethane	ND	0.0056	mg/Kg	04/16/13	R/P	SW8260
Ethylbenzene	ND	0.0056	mg/Kg	04/16/13	R/P	SW8260
Hexachlorobutadiene	ND	0.0056	mg/Kg	04/16/13	R/P	SW8260
Isopropylbenzene	ND	0.0056	mg/Kg	04/16/13	R/P	SW8260
m&p-Xylene	ND	0.0056	mg/Kg	04/16/13	R/P	SW8260
Methyl Ethyl Ketone	ND	0.034	mg/Kg	04/16/13	R/P	SW8260
Methyl t-butyl ether (MTBE)	ND	0.011	mg/Kg	04/16/13	R/P	SW8260
Methylene chloride	ND	0.0056	mg/Kg	04/16/13	R/P	SW8260
Naphthalene	ND	0.0056	mg/Kg	04/16/13	R/P	SW8260
n-Butylbenzene	ND	0.0056	mg/Kg	04/16/13	R/P	SW8260
n-Propylbenzene	ND	0.0056	mg/Kg	04/16/13	R/P	SW8260
o-Xylene	ND	0.0056	mg/Kg	04/16/13	R/P	SW8260
p-Isopropyltoluene	ND	0.0056	mg/Kg	04/16/13	R/P	SW8260
sec-Butylbenzene	ND	0.0056	mg/Kg	04/16/13	R/P	SW8260
Styrene	ND	0.0056	mg/Kg	04/16/13	R/P	SW8260
tert-Butylbenzene	ND	0.0056	mg/Kg	04/16/13	R/P	SW8260
Tetrachloroethene	ND	0.0056	mg/Kg	04/16/13	R/P	SW8260
Tetrahydrofuran (THF)	ND	0.011	mg/Kg	04/16/13	R/P	SW8260
Toluene	ND	0.0056	mg/Kg	04/16/13	R/P	SW8260
Total Xylenes	ND	0.0056	mg/Kg	04/16/13	R/P	SW8260
trans-1,2-Dichloroethene	ND	0.0056	mg/Kg	04/16/13	R/P	SW8260
trans-1,3-Dichloropropene	ND	0.0056	mg/Kg	04/16/13	R/P	SW8260
trans-1,4-dichloro-2-butene	ND	0.011	mg/Kg	04/16/13	R/P	SW8260
Trichloroethene	ND	0.0056	mg/Kg	04/16/13	R/P	SW8260
Trichlorofluoromethane	ND	0.0056	mg/Kg	04/16/13	R/P	SW8260
Trichlorotrifluoroethane	ND	0.0056	mg/Kg	04/16/13	R/P	SW8260
Vinyl chloride	ND	0.0056	mg/Kg	04/16/13	R/P	SW8260
QA/QC Surrogates						
% 1,2-dichlorobenzene-d4	99		%	04/16/13	R/P	70 - 130 %
% Bromofluorobenzene	97		%	04/16/13	R/P	70 - 130 %
% Dibromofluoromethane	102		%	04/16/13	R/P	70 - 130 %

Parameter	Result	RL/ PQL	Units	Date/Time	By	Reference
% Toluene-d8	102		%	04/16/13	R/P	70 - 130 %

1 = This parameter is not certified by NY NELAC for this matrix. NY NELAC does not offer certification for all parameters at this time.

RL/PQL=Reporting/Practical Quantitation Level (Equivalent to NELAC LOQ, Limit of Quantitation) ND=Not Detected


BRL=Below Reporting Level

Comments:

All soils, solids and sludges are reported on a dry weight basis unless otherwise noted in the sample comments.

If there are any questions regarding this data, please call Phoenix Client Services at extension 200.

This report must not be reproduced except in full as defined by the attached chain of custody.



Phyllis Shiller, Laboratory Director

April 19, 2013

Reviewed and Released by: Kathleen Cressia, QA/QC Officer



Environmental Laboratories, Inc.
 587 East Middle Turnpike, P.O.Box 370, Manchester, CT 06045
 Tel. (860) 645-1102 Fax (860) 645-0823



Analysis Report

April 19, 2013

FOR: Attn: Mr. Charles Powers
 CNS Management Corp
 208 Newtown Road
 Plainview, NY 11803-4307

Sample Information

Matrix: GROUND WATER
 Location Code: CNS
 Rush Request: 72 Hour
 P.O.#:

Custody Information

Collected by:
 Received by: SW
 Analyzed by: see "By" below

Date: 04/12/13 11:00
 04/15/13 17:15

Laboratory Data

SDG ID: GBD59370
 Phoenix ID: BD59372

Project ID: 3806 NOSTRAND AVE
 Client ID: SB01-GW1A

Parameter	Result	RL/ PQL	Units	Date/Time	By	Reference
Volatiles						
1,1,1,2-Tetrachloroethane	ND	1.0	ug/L	04/15/13	R/T	SW8260
1,1,1-Trichloroethane	ND	1.0	ug/L	04/15/13	R/T	SW8260
1,1,2,2-Tetrachloroethane	ND	0.50	ug/L	04/15/13	R/T	SW8260
1,1,2-Trichloroethane	ND	1.0	ug/L	04/15/13	R/T	SW8260
1,1-Dichloroethane	ND	1.0	ug/L	04/15/13	R/T	SW8260
1,1-Dichloroethene	ND	1.0	ug/L	04/15/13	R/T	SW8260
1,1-Dichloropropene	ND	1.0	ug/L	04/15/13	R/T	SW8260
1,2,3-Trichlorobenzene	ND	1.0	ug/L	04/15/13	R/T	SW8260
1,2,3-Trichloropropane	ND	1.0	ug/L	04/15/13	R/T	SW8260
1,2,4-Trichlorobenzene	ND	1.0	ug/L	04/15/13	R/T	SW8260
1,2,4-Trimethylbenzene	ND	1.0	ug/L	04/15/13	R/T	SW8260
1,2-Dibromo-3-chloropropane	ND	1.0	ug/L	04/15/13	R/T	SW8260
1,2-Dibromoethane	ND	1.0	ug/L	04/15/13	R/T	SW8260
1,2-Dichlorobenzene	ND	1.0	ug/L	04/15/13	R/T	SW8260
1,2-Dichloroethane	ND	0.60	ug/L	04/15/13	R/T	SW8260
1,2-Dichloropropane	ND	1.0	ug/L	04/15/13	R/T	SW8260
1,3,5-Trimethylbenzene	ND	1.0	ug/L	04/15/13	R/T	SW8260
1,3-Dichlorobenzene	ND	1.0	ug/L	04/15/13	R/T	SW8260
1,3-Dichloropropane	ND	1.0	ug/L	04/15/13	R/T	SW8260
1,4-Dichlorobenzene	ND	1.0	ug/L	04/15/13	R/T	SW8260
2,2-Dichloropropane	ND	1.0	ug/L	04/15/13	R/T	SW8260
2-Chlorotoluene	ND	1.0	ug/L	04/15/13	R/T	SW8260
2-Hexanone	ND	5.0	ug/L	04/15/13	R/T	SW8260
2-Isopropyltoluene	ND	1.0	ug/L	04/15/13	R/T	SW8260
4-Chlorotoluene	ND	1.0	ug/L	04/15/13	R/T	SW8260
4-Methyl-2-pentanone	ND	5.0	ug/L	04/15/13	R/T	SW8260
Acetone	ND	25	ug/L	04/15/13	R/T	SW8260

Parameter	Result	RL/ PQL	Units	Date/Time	By	Reference
Acrylonitrile	ND	5.0	ug/L	04/15/13	R/T	SW8260
Benzene	ND	0.70	ug/L	04/15/13	R/T	SW8260
Bromobenzene	ND	1.0	ug/L	04/15/13	R/T	SW8260
Bromochloromethane	ND	1.0	ug/L	04/15/13	R/T	SW8260
Bromodichloromethane	ND	0.50	ug/L	04/15/13	R/T	SW8260
Bromoform	ND	1.0	ug/L	04/15/13	R/T	SW8260
Bromomethane	ND	1.0	ug/L	04/15/13	R/T	SW8260
Carbon Disulfide	ND	5.0	ug/L	04/15/13	R/T	SW8260
Carbon tetrachloride	ND	1.0	ug/L	04/15/13	R/T	SW8260
Chlorobenzene	ND	1.0	ug/L	04/15/13	R/T	SW8260
Chloroethane	ND	1.0	ug/L	04/15/13	R/T	SW8260
Chloroform	ND	1.0	ug/L	04/15/13	R/T	SW8260
Chloromethane	ND	1.0	ug/L	04/15/13	R/T	SW8260
cis-1,2-Dichloroethene	ND	1.0	ug/L	04/15/13	R/T	SW8260
cis-1,3-Dichloropropene	ND	0.50	ug/L	04/15/13	R/T	SW8260
Dibromochloromethane	ND	0.50	ug/L	04/15/13	R/T	SW8260
Dibromomethane	ND	1.0	ug/L	04/15/13	R/T	SW8260
Dichlorodifluoromethane	ND	1.0	ug/L	04/15/13	R/T	SW8260
Ethylbenzene	ND	1.0	ug/L	04/15/13	R/T	SW8260
Hexachlorobutadiene	ND	0.40	ug/L	04/15/13	R/T	SW8260
Isopropylbenzene	ND	1.0	ug/L	04/15/13	R/T	SW8260
m&p-Xylene	ND	1.0	ug/L	04/15/13	R/T	SW8260
Methyl ethyl ketone	ND	5.0	ug/L	04/15/13	R/T	SW8260
Methyl t-butyl ether (MTBE)	ND	1.0	ug/L	04/15/13	R/T	SW8260
Methylene chloride	ND	1.0	ug/L	04/15/13	R/T	SW8260
Naphthalene	ND	1.0	ug/L	04/15/13	R/T	SW8260
n-Butylbenzene	ND	1.0	ug/L	04/15/13	R/T	SW8260
n-Propylbenzene	ND	1.0	ug/L	04/15/13	R/T	SW8260
o-Xylene	ND	1.0	ug/L	04/15/13	R/T	SW8260
p-Isopropyltoluene	ND	1.0	ug/L	04/15/13	R/T	SW8260
sec-Butylbenzene	ND	1.0	ug/L	04/15/13	R/T	SW8260
Styrene	ND	1.0	ug/L	04/15/13	R/T	SW8260
tert-Butylbenzene	ND	1.0	ug/L	04/15/13	R/T	SW8260
Tetrachloroethene	210	10.0	ug/L	04/15/13	R/T	SW8260
Tetrahydrofuran (THF)	ND	2.5	ug/L	04/15/13	R/T	SW8260
Toluene	ND	1.0	ug/L	04/15/13	R/T	SW8260
Total Xylenes	ND	1.0	ug/L	04/15/13	R/T	SW8260
trans-1,2-Dichloroethene	ND	1.0	ug/L	04/15/13	R/T	SW8260
trans-1,3-Dichloropropene	ND	0.50	ug/L	04/15/13	R/T	SW8260
trans-1,4-dichloro-2-butene	ND	5.0	ug/L	04/15/13	R/T	SW8260
Trichloroethene	3.6	1.0	ug/L	04/15/13	R/T	SW8260
Trichlorofluoromethane	ND	1.0	ug/L	04/15/13	R/T	SW8260
Trichlorotrifluoroethane	ND	1.0	ug/L	04/15/13	R/T	SW8260
Vinyl chloride	ND	1.0	ug/L	04/15/13	R/T	SW8260
<u>QA/QC Surrogates</u>						
% 1,2-dichlorobenzene-d4	99		%	04/15/13	R/T	70 - 130 %
% Bromofluorobenzene	95		%	04/15/13	R/T	70 - 130 %
% Dibromofluoromethane	101		%	04/15/13	R/T	70 - 130 %
% Toluene-d8	100		%	04/15/13	R/T	70 - 130 %

Parameter	Result	RL/ PQL	Units	Date/Time	By	Reference
-----------	--------	------------	-------	-----------	----	-----------

1 = This parameter is not certified by NY NELAC for this matrix. NY NELAC does not offer certification for all parameters at this time.


RL/PQL=Reporting/Practical Quantitation Level (Equivalent to NELAC LOQ, Limit of Quantitation) ND=Not Detected

BRL=Below Reporting Level

Comments:

If there are any questions regarding this data, please call Phoenix Client Services at extension 200.

This report must not be reproduced except in full as defined by the attached chain of custody.



Phyllis Shiller, Laboratory Director

April 19, 2013

Reviewed and Released by: Kathleen Cressia, QA/QC Officer



Environmental Laboratories, Inc.
 587 East Middle Turnpike, P.O.Box 370, Manchester, CT 06045
 Tel. (860) 645-1102 Fax (860) 645-0823



QA/QC Report

April 19, 2013

QA/QC Data

SDG I.D.: GBD59370

Parameter	Blank	LCS %	LCSD %	LCS RPD	MS %	MSD %	MS RPD	% Rec Limits	% RPD Limits
QA/QC Batch 226674, QC Sample No: BD58040 (BD59372)									
<u>Volatiles - Ground Water</u>									
1,1,1,2-Tetrachloroethane	ND	95	97	2.1	107	103	3.8	70 - 130	30
1,1,1-Trichloroethane	ND	85	86	1.2	112	107	4.6	70 - 130	30
1,1,2,2-Tetrachloroethane	ND	97	98	1.0	105	99	5.9	70 - 130	30
1,1,2-Trichloroethane	ND	102	103	1.0	111	104	6.5	70 - 130	30
1,1-Dichloroethane	ND	86	85	1.2	112	105	6.5	70 - 130	30
1,1-Dichloroethene	ND	85	87	2.3	120	114	5.1	70 - 130	30
1,1-Dichloropropene	ND	77	78	1.3	110	103	6.6	70 - 130	30
1,2,3-Trichlorobenzene	ND	102	104	1.9	104	105	1.0	70 - 130	30
1,2,3-Trichloropropane	ND	97	97	0.0	106	100	5.8	70 - 130	30
1,2,4-Trichlorobenzene	ND	99	101	2.0	110	106	3.7	70 - 130	30
1,2,4-Trimethylbenzene	ND	98	100	2.0	120	111	7.8	70 - 130	30
1,2-Dibromo-3-chloropropane	ND	106	110	3.7	101	102	1.0	70 - 130	30
1,2-Dibromoethane	ND	102	104	1.9	114	106	7.3	70 - 130	30
1,2-Dichlorobenzene	ND	96	97	1.0	109	103	5.7	70 - 130	30
1,2-Dichloroethane	ND	88	89	1.1	106	95	10.9	70 - 130	30
1,2-Dichloropropane	ND	93	93	0.0	111	103	7.5	70 - 130	30
1,3,5-Trimethylbenzene	ND	97	97	0.0	121	113	6.8	70 - 130	30
1,3-Dichlorobenzene	ND	98	100	2.0	113	108	4.5	70 - 130	30
1,3-Dichloropropane	ND	99	99	0.0	107	101	5.8	70 - 130	30
1,4-Dichlorobenzene	ND	96	98	2.1	111	105	5.6	70 - 130	30
2,2-Dichloropropane	ND	122	120	1.7	144	144	0.0	70 - 130	30
2-Chlorotoluene	ND	99	99	0.0	119	112	6.1	70 - 130	30
2-Hexanone	ND	97	99	2.0	103	96	7.0	70 - 130	30
2-Isopropyltoluene	ND	94	96	2.1	121	113	6.8	70 - 130	30
4-Chlorotoluene	ND	96	97	1.0	119	111	7.0	70 - 130	30
4-Methyl-2-pentanone	ND	97	100	3.0	113	103	9.3	70 - 130	30
Acetone	ND	84	78	7.4	93	89	4.4	70 - 130	30
Acrylonitrile	ND	98	97	1.0	113	102	10.2	70 - 130	30
Benzene	ND	76	77	1.3	105	96	9.0	70 - 130	30
Bromobenzene	ND	96	98	2.1	113	106	6.4	70 - 130	30
Bromochloromethane	ND	99	97	2.0	114	107	6.3	70 - 130	30
Bromodichloromethane	ND	100	101	1.0	114	107	6.3	70 - 130	30
Bromoform	ND	117	120	2.5	124	121	2.4	70 - 130	30
Bromomethane	ND	112	113	0.9	112	129	14.1	70 - 130	30
Carbon Disulfide	ND	82	83	1.2	118	114	3.4	70 - 130	30
Carbon tetrachloride	ND	78	82	5.0	106	104	1.9	70 - 130	30
Chlorobenzene	ND	94	95	1.1	114	107	6.3	70 - 130	30
Chloroethane	ND	90	90	0.0	122	115	5.9	70 - 130	30
Chloroform	ND	90	89	1.1	112	105	6.5	70 - 130	30
Chloromethane	ND	97	97	0.0	121	116	4.2	70 - 130	30
cis-1,2-Dichloroethene	ND	93	92	1.1	113	106	6.4	70 - 130	30

m

QA/QC Data

SDG I.D.: GBD59370

Parameter	Blank	LCS %	LCSD %	LCS RPD	MS %	MSD %	MS RPD	% Rec Limits	% RPD Limits
cis-1,3-Dichloropropene	ND	103	105	1.9	115	109	5.4	70 - 130	30
Dibromochloromethane	ND	110	114	3.6	117	116	0.9	70 - 130	30
Dibromomethane	ND	102	102	0.0	113	105	7.3	70 - 130	30
Dichlorodifluoromethane	ND	111	116	4.4	123	121	1.6	70 - 130	30
Ethylbenzene	ND	90	92	2.2	118	110	7.0	70 - 130	30
Hexachlorobutadiene	ND	99	100	1.0	126	121	4.0	70 - 130	30
Isopropylbenzene	ND	96	98	2.1	122	113	7.7	70 - 130	30
m&p-Xylene	ND	92	95	3.2	121	112	7.7	70 - 130	30
Methyl ethyl ketone	ND	97	95	2.1	112	101	10.3	70 - 130	30
Methyl t-butyl ether (MTBE)	ND	81	81	0.0	NC	NC	NC	70 - 130	30
Methylene chloride	ND	92	90	2.2	109	104	4.7	70 - 130	30
Naphthalene	ND	100	103	3.0	100	101	1.0	70 - 130	30
n-Butylbenzene	ND	99	101	2.0	128	120	6.5	70 - 130	30
n-Propylbenzene	ND	100	103	3.0	125	116	7.5	70 - 130	30
o-Xylene	ND	93	94	1.1	117	109	7.1	70 - 130	30
p-Isopropyltoluene	ND	98	101	3.0	124	117	5.8	70 - 130	30
sec-Butylbenzene	ND	94	97	3.1	125	117	6.6	70 - 130	30
Styrene	ND	92	93	1.1	116	108	7.1	70 - 130	30
tert-Butylbenzene	ND	94	97	3.1	122	114	6.8	70 - 130	30
Tetrahydrofuran (THF)	ND	103	100	3.0	112	103	8.4	70 - 130	30
Toluene	ND	92	92	0.0	119	110	7.9	70 - 130	30
trans-1,2-Dichloroethene	ND	89	89	0.0	117	111	5.3	70 - 130	30
trans-1,3-Dichloropropene	ND	100	100	0.0	104	100	3.9	70 - 130	30
trans-1,4-dichloro-2-butene	ND	103	105	1.9	97	97	0.0	70 - 130	30
Trichloroethene	ND	92	95	3.2	115	105	9.1	70 - 130	30
Trichlorofluoromethane	ND	90	93	3.3	120	116	3.4	70 - 130	30
Trichlorotrifluoroethane	ND	87	92	5.6	120	114	5.1	70 - 130	30
Vinyl chloride	ND	97	99	2.0	123	122	0.8	70 - 130	30
% 1,2-dichlorobenzene-d4	98	101	101	0.0	97	100	3.0	70 - 130	30
% Bromofluorobenzene	95	99	99	0.0	101	101	0.0	70 - 130	30
% Dibromofluoromethane	101	104	102	1.9	100	102	2.0	70 - 130	30
% Toluene-d8	100	102	101	1.0	101	102	1.0	70 - 130	30

Comment:

Additional 8260 criteria: 10% of compounds can be outside of acceptance criteria as long as recovery is 40-160%.

QA/QC Batch 226661, QC Sample No: BD59371 (BD59370, BD59371)

Volatiles - Soil

1,1,1,2-Tetrachloroethane	ND	102	104	1.9	81	95	15.9	70 - 130	30
1,1,1-Trichloroethane	ND	103	106	2.9	83	100	18.6	70 - 130	30
1,1,2,2-Tetrachloroethane	ND	94	97	3.1	82	91	10.4	70 - 130	30
1,1,2-Trichloroethane	ND	101	104	2.9	82	89	8.2	70 - 130	30
1,1-Dichloroethane	ND	98	98	0.0	82	88	7.1	70 - 130	30
1,1-Dichloroethene	ND	94	96	2.1	81	97	18.0	70 - 130	30
1,1-Dichloropropene	ND	101	106	4.8	81	95	15.9	70 - 130	30
1,2,3-Trichlorobenzene	ND	102	99	3.0	70	76	8.2	70 - 130	30
1,2,3-Trichloropropane	ND	93	97	4.2	80	88	9.5	70 - 130	30
1,2,4-Trichlorobenzene	ND	102	100	2.0	69	77	11.0	70 - 130	30
1,2,4-Trimethylbenzene	ND	104	106	1.9	79	91	14.1	70 - 130	30
1,2-Dibromo-3-chloropropane	ND	93	95	2.1	74	82	10.3	70 - 130	30
1,2-Dibromoethane	ND	98	99	1.0	82	87	5.9	70 - 130	30
1,2-Dichlorobenzene	ND	100	101	1.0	76	87	13.5	70 - 130	30
1,2-Dichloroethane	ND	100	101	1.0	83	89	7.0	70 - 130	30
1,2-Dichloropropane	ND	99	102	3.0	81	92	12.7	70 - 130	30

QA/QC Data

SDG I.D.: GBD59370

Parameter	Blank	LCS %	LCSD %	LCS RPD	MS %	MSD %	MS RPD	% Rec Limits	% RPD Limits	
1,3,5-Trimethylbenzene	ND	101	105	3.9	78	92	16.5	70 - 130	30	
1,3-Dichlorobenzene	ND	103	104	1.0	76	87	13.5	70 - 130	30	
1,3-Dichloropropane	ND	100	100	0.0	81	91	11.6	70 - 130	30	
1,4-Dichlorobenzene	ND	101	102	1.0	75	86	13.7	70 - 130	30	
2,2-Dichloropropane	ND	117	107	8.9	79	96	19.4	70 - 130	30	
2-Chlorotoluene	ND	103	105	1.9	77	91	16.7	70 - 130	30	
2-Hexanone	ND	57	56	1.8	51	56	9.3	70 - 130	30	l,m
2-Isopropyltoluene	ND	102	104	1.9	79	93	16.3	70 - 130	30	
4-Chlorotoluene	ND	101	103	2.0	76	91	18.0	70 - 130	30	
4-Methyl-2-pentanone	ND	84	85	1.2	72	75	4.1	70 - 130	30	
Acetone	ND	43	44	2.3	50	54	7.7	70 - 130	30	l,m
Acrylonitrile	ND	93	93	0.0	81	80	1.2	70 - 130	30	
Benzene	ND	99	102	3.0	83	95	13.5	70 - 130	30	
Bromobenzene	ND	98	102	4.0	77	90	15.6	70 - 130	30	
Bromochloromethane	ND	105	102	2.9	83	95	13.5	70 - 130	30	
Bromodichloromethane	ND	103	104	1.0	81	94	14.9	70 - 130	30	
Bromoform	ND	97	99	2.0	79	93	16.3	70 - 130	30	
Bromomethane	ND	114	121	6.0	72	116	46.8	70 - 130	30	r
Carbon Disulfide	ND	87	89	2.3	82	97	16.8	70 - 130	30	
Carbon tetrachloride	ND	105	105	0.0	81	96	16.9	70 - 130	30	
Chlorobenzene	ND	102	101	1.0	80	93	15.0	70 - 130	30	
Chloroethane	ND	101	102	1.0	86	101	16.0	70 - 130	30	
Chloroform	ND	106	103	2.9	84	96	13.3	70 - 130	30	
Chloromethane	ND	103	99	4.0	95	100	5.1	70 - 130	30	
cis-1,2-Dichloroethene	ND	111	105	5.6	85	95	11.1	70 - 130	30	
cis-1,3-Dichloropropene	ND	102	102	0.0	81	90	10.5	70 - 130	30	
Dibromochloromethane	ND	102	102	0.0	80	93	15.0	70 - 130	30	
Dibromomethane	ND	99	100	1.0	83	88	5.8	70 - 130	30	
Dichlorodifluoromethane	ND	121	120	0.8	100	119	17.4	70 - 130	30	
Ethylbenzene	ND	100	101	1.0	80	96	18.2	70 - 130	30	
Hexachlorobutadiene	ND	99	102	3.0	66	81	20.4	70 - 130	30	m
Isopropylbenzene	ND	104	107	2.8	79	94	17.3	70 - 130	30	
m&p-Xylene	ND	102	101	1.0	80	94	16.1	70 - 130	30	
Methyl ethyl ketone	ND	48	49	2.1	55	59	7.0	70 - 130	30	l,m
Methyl t-butyl ether (MTBE)	ND	86	86	0.0	76	85	11.2	70 - 130	30	
Methylene chloride	ND	91	89	2.2	79	88	10.8	70 - 130	30	
Naphthalene	ND	107	95	11.9	73	77	5.3	70 - 130	30	
n-Butylbenzene	ND	104	104	0.0	73	87	17.5	70 - 130	30	
n-Propylbenzene	ND	106	109	2.8	76	91	18.0	70 - 130	30	
o-Xylene	ND	101	99	2.0	81	95	15.9	70 - 130	30	
p-Isopropyltoluene	ND	106	108	1.9	75	90	18.2	70 - 130	30	
sec-Butylbenzene	ND	102	104	1.9	77	93	18.8	70 - 130	30	
Styrene	ND	97	97	0.0	81	95	15.9	70 - 130	30	
tert-Butylbenzene	ND	102	106	3.8	78	93	17.5	70 - 130	30	
Tetrachloroethene	ND	100	102	2.0	78	97	21.7	70 - 130	30	
Tetrahydrofuran (THF)	ND	93	90	3.3	81	85	4.8	70 - 130	30	
Toluene	ND	101	102	1.0	83	95	13.5	70 - 130	30	
trans-1,2-Dichloroethene	ND	97	99	2.0	83	96	14.5	70 - 130	30	
trans-1,3-Dichloropropene	ND	101	101	0.0	81	89	9.4	70 - 130	30	
trans-1,4-dichloro-2-butene	ND	96	97	1.0	77	84	8.7	70 - 130	30	
Trichloroethene	ND	106	108	1.9	77	92	17.8	70 - 130	30	
Trichlorofluoromethane	ND	99	101	2.0	80	98	20.2	70 - 130	30	
Trichlorotrifluoroethane	ND	94	96	2.1	79	95	18.4	70 - 130	30	

QA/QC Data

SDG I.D.: GBD59370

Parameter	Blank	LCS %	LCSD %	LCS RPD	MS %	MSD %	MS RPD	% Rec Limits	% RPD Limits
Vinyl chloride	ND	102	100	2.0	87	101	14.9	70 - 130	30
% 1,2-dichlorobenzene-d4	97	98	97	1.0	98	97	1.0	70 - 130	30
% Bromofluorobenzene	96	101	99	2.0	101	99	2.0	70 - 130	30
% Dibromofluoromethane	102	100	98	2.0	102	97	5.0	70 - 130	30
% Toluene-d8	100	100	101	1.0	101	99	2.0	70 - 130	30

Comment:

Additional 8260 criteria: 10% of compounds can be outside of acceptance criteria as long as recovery is 40-160%.

QA/QC Batch 226727, QC Sample No: BD59568 (BD59372 (10X))

Volatiles - Ground Water

Tetrachloroethene	ND	89	88	1.1	84	92	9.1	70 - 130	30
-------------------	----	----	----	-----	----	----	-----	----------	----

Comment:

Additional 8260 criteria: 10% of compounds can be outside of acceptance criteria as long as recovery is 40-160%.

l = This parameter is outside laboratory lcs/lcsd specified recovery limits.
 m = This parameter is outside laboratory ms/msd specified recovery limits.
 r = This parameter is outside laboratory rpd specified recovery limits.

If there are any questions regarding this data, please call Phoenix Client Services at extension 200.

RPD - Relative Percent Difference

LCS - Laboratory Control Sample


LCSD - Laboratory Control Sample Duplicate

MS - Matrix Spike

MS Dup - Matrix Spike Duplicate

NC - No Criteria

Intf - Interference



Phyllis Shiller, Laboratory Director

April 19, 2013

Friday, April 19, 2013

Requested Criteria: None

State: NY

Sample Criteria Exceedences Report

Page 1 of 1

GBD59370 - CNS

SampNo	Acode	Phoenix Analyte	Criteria	Result	RL	Criteria	RL Criteria	Analysis Units
--------	-------	-----------------	----------	--------	----	----------	----------------	-------------------

*** No Data to Display ***

Phoenix Laboratories does not assume responsibility for the data contained in this report. It is provided as an additional tool to identify requested criteria exceedences. All efforts are made to ensure the accuracy of the data (obtained from appropriate agencies). A lack of exceedence information does not necessarily suggest conformance to the criteria. It is ultimately the site professional's responsibility to determine appropriate compliance.



Environmental Laboratories, Inc.
587 East Middle Turnpike, P.O.Box 370, Manchester, CT 06045
Tel. (860) 645-1102 Fax (860) 645-0823



NY Temperature Narration

April 19, 2013

SDG I.D.: GBD59370

The samples in this delivery group were received at 4°C.
(Note acceptance criteria is above freezing up to 6°C)



Wednesday, May 01, 2013

Attn: Mr. Charles Powers
CNS Management Corp
208 Newtown Road
Plainview, NY 11803-4307

Project ID: D-196
Sample ID#s: BD59367 - BD59369

This laboratory is in compliance with the NELAC requirements of procedures used except where indicated.

This report contains results for the parameters tested, under the sampling conditions described on the Chain Of Custody, as received by the laboratory.

A scanned version of the COC form accompanies the analytical report and is an exact duplicate of the original.

If you have any questions concerning this testing, please do not hesitate to contact Phoenix Client Services at ext. 200.

Sincerely yours,

A handwritten signature in black ink that reads "Phyllis Shiller". The signature is written in a cursive style.

Phyllis Shiller
Laboratory Director

NELAC - #NY11301
CT Lab Registration #PH-0618
MA Lab Registration #MA-CT-007
ME Lab Registration #CT-007
NH Lab Registration #213693-A,B

NJ Lab Registration #CT-003
NY Lab Registration #11301
PA Lab Registration #68-03530
RI Lab Registration #63
VT Lab Registration #VT11301



Environmental Laboratories, Inc.
 587 East Middle Turnpike, P.O.Box 370, Manchester, CT 06045
 Tel. (860) 645-1102 Fax (860) 645-0823



Analysis Report

May 01, 2013

FOR: Attn: Mr. Charles Powers
 CNS Management Corp
 208 Newtown Road
 Plainview, NY 11803-4307

Sample Information

Matrix: AIR
 Location Code: CNS
 Rush Request: 72 Hour
 P.O.#:

Custody Information

Collected by: JVH
 Received by: SW
 Analyzed by: see "By" below

Date: 04/12/13 15:57
 04/15/13 17:15

Laboratory Data

SDG ID: GBD59366
 Phoenix ID: BD59367

Project ID: D-196
 Client ID: IA-1

Parameter	ppbv Result	ppbv RL	ug/m3 Result	ug/m3 RL	Date/Time	By	Reference
Volatiles (TO15)							
1,1,1,2-Tetrachloroethane	ND	0.146	ND	1.00	04/22/13	KCA	TO15 1
1,1,1-Trichloroethane	ND	0.183	ND	1.00	04/22/13	KCA	TO15
1,1,2,2-Tetrachloroethane	ND	0.146	ND	1.00	04/22/13	KCA	TO15
1,1,2-Trichloroethane	ND	0.183	ND	1.00	04/22/13	KCA	TO15
1,1-Dichloroethane	ND	0.247	ND	1.00	04/22/13	KCA	TO15
1,1-Dichloroethene	ND	0.252	ND	1.00	04/22/13	KCA	TO15
1,2,4-Trichlorobenzene	ND	0.135	ND	1.00	04/22/13	KCA	TO15
1,2,4-Trimethylbenzene	ND	0.204	ND	1.00	04/22/13	KCA	TO15
1,2-Dibromoethane(EDB)	ND	0.130	ND	1.00	04/22/13	KCA	TO15
1,2-Dichlorobenzene	ND	0.166	ND	1.00	04/22/13	KCA	TO15
1,2-Dichloroethane	ND	0.247	ND	1.00	04/22/13	KCA	TO15
1,2-dichloropropane	ND	0.216	ND	1.00	04/22/13	KCA	TO15
1,2-Dichlorotetrafluoroethane	ND	0.143	ND	1.00	04/22/13	KCA	TO15
1,3,5-Trimethylbenzene	ND	0.204	ND	1.00	04/22/13	KCA	TO15
1,3-Butadiene	ND	0.452	ND	1.00	04/22/13	KCA	TO15
1,3-Dichlorobenzene	ND	0.166	ND	1.00	04/22/13	KCA	TO15
1,4-Dichlorobenzene	ND	0.166	ND	1.00	04/22/13	KCA	TO15
1,4-Dioxane	ND	0.278	ND	1.00	04/22/13	KCA	TO15
2-Hexanone(MBK)	ND	0.244	ND	1.00	04/22/13	KCA	TO15 1
4-Ethyltoluene	ND	0.204	ND	1.00	04/22/13	KCA	TO15 1
4-Isopropyltoluene	ND	0.182	ND	1.00	04/22/13	KCA	TO15 1
4-Methyl-2-pentanone(MIBK)	ND	0.244	ND	1.00	04/22/13	KCA	TO15
Acetone	3.63	0.421	8.62	1.00	04/22/13	KCA	TO15
Acrylonitrile	ND	0.461	ND	1.00	04/22/13	KCA	TO15
Benzene	ND	0.313	ND	1.00	04/22/13	KCA	TO15
Benzyl chloride	ND	0.193	ND	1.00	04/22/13	KCA	TO15
Bromodichloromethane	ND	0.149	ND	1.00	04/22/13	KCA	TO15

Parameter	ppbv Result	ppbv RL	ug/m3 Result	ug/m3 RL	Date/Time	By	Reference
Bromoform	ND	0.097	ND	1.00	04/22/13	KCA	TO15
Bromomethane	ND	0.258	ND	1.00	04/22/13	KCA	TO15
Carbon Disulfide	ND	0.321	ND	1.00	04/22/13	KCA	TO15
Carbon Tetrachloride	0.08	0.040	0.503	0.25	04/22/13	KCA	TO15
Chlorobenzene	ND	0.217	ND	1.00	04/22/13	KCA	TO15
Chloroethane	ND	0.379	ND	1.00	04/22/13	KCA	TO15
Chloroform	ND	0.205	ND	1.00	04/22/13	KCA	TO15
Chloromethane	0.53	0.484	1.09	1.00	04/22/13	KCA	TO15
Cis-1,2-Dichloroethene	ND	0.252	ND	1.00	04/22/13	KCA	TO15
cis-1,3-Dichloropropene	ND	0.220	ND	1.00	04/22/13	KCA	TO15 1
Cyclohexane	ND	0.291	ND	1.00	04/22/13	KCA	TO15
Dibromochloromethane	ND	0.117	ND	1.00	04/22/13	KCA	TO15
Dichlorodifluoromethane	0.49	0.202	2.42	1.00	04/22/13	KCA	TO15
Ethanol	16.9	0.531	31.8	1.00	04/22/13	KCA	TO15 1
Ethyl acetate	ND	0.278	ND	1.00	04/22/13	KCA	TO15 1
Ethylbenzene	ND	0.230	ND	1.00	04/22/13	KCA	TO15
Heptane	ND	0.244	ND	1.00	04/22/13	KCA	TO15
Hexachlorobutadiene	ND	0.094	ND	1.00	04/22/13	KCA	TO15
Hexane	ND	0.284	ND	1.00	04/22/13	KCA	TO15
Isopropylalcohol	1.09	0.407	2.68	1.00	04/22/13	KCA	TO15
Isopropylbenzene	ND	0.204	ND	1.00	04/22/13	KCA	TO15
m,p-Xylene	ND	0.230	ND	1.00	04/22/13	KCA	TO15
Methyl Ethyl Ketone	ND	0.339	ND	1.00	04/22/13	KCA	TO15
Methyl tert-butyl ether(MTBE)	ND	0.278	ND	1.00	04/22/13	KCA	TO15
Methylene Chloride	0.43	0.288	1.49	1.00	04/22/13	KCA	TO15
n-Butylbenzene	ND	0.182	ND	1.00	04/22/13	KCA	TO15 1
o-Xylene	ND	0.230	ND	1.00	04/22/13	KCA	TO15
Propylene	0.6	0.581	1.03	1.00	04/22/13	KCA	TO15 1
sec-Butylbenzene	ND	0.182	ND	1.00	04/22/13	KCA	TO15 1
Styrene	ND	0.235	ND	1.00	04/22/13	KCA	TO15
Tetrachloroethene	0.18	0.037	1.22	0.25	04/22/13	KCA	TO15
Tetrahydrofuran	ND	0.339	ND	1.00	04/22/13	KCA	TO15 1
Toluene	0.41	0.266	1.54	1.00	04/22/13	KCA	TO15
Trans-1,2-Dichloroethene	ND	0.252	ND	1.00	04/22/13	KCA	TO15
trans-1,3-Dichloropropene	ND	0.220	ND	1.00	04/22/13	KCA	TO15
Trichloroethene	ND	0.047	ND	0.25	04/22/13	KCA	TO15
Trichlorofluoromethane	0.22	0.178	1.24	1.00	04/22/13	KCA	TO15
Trichlorotrifluoroethane	ND	0.130	ND	1.00	04/22/13	KCA	TO15
Vinyl Chloride	ND	0.098	ND	0.25	04/22/13	KCA	TO15
<u>QA/QC Surrogates</u>							
% Bromofluorobenzene	100	%	100	%	04/22/13	KCA	TO15

Parameter	ppbv Result	ppbv RL	ug/m3 Result	ug/m3 RL	Date/Time	By	Reference
-----------	----------------	------------	-----------------	-------------	-----------	----	-----------

1 = This parameter is not certified by NY NELAC for this matrix. NY NELAC does not offer certification for all parameters at this time.


RL/PQL=Reporting/Practical Quantitation Level (Equivalent to NELAC LOQ, Limit of Quantitation) ND=Not Detected

BRL=Below Reporting Level

Comments:

If there are any questions regarding this data, please call Phoenix Client Services at extension 200.

This report must not be reproduced except in full as defined by the attached chain of custody.



Phyllis Shiller, Laboratory Director

May 01, 2013

Reviewed and Released by: Greg Lawrence, Assistant Lab Director



Environmental Laboratories, Inc.
 587 East Middle Turnpike, P.O.Box 370, Manchester, CT 06045
 Tel. (860) 645-1102 Fax (860) 645-0823



Analysis Report

May 01, 2013

FOR: Attn: Mr. Charles Powers
 CNS Management Corp
 208 Newtown Road
 Plainview, NY 11803-4307

Sample Information

Matrix: AIR
 Location Code: CNS
 Rush Request: 72 Hour
 P.O.#:

Custody Information

Collected by: JVH
 Received by: SW
 Analyzed by: see "By" below

Date: 04/12/13 16:04
 04/15/13 17:15

Laboratory Data

SDG ID: GBD59366
 Phoenix ID: BD59368

Project ID: D-196
 Client ID: AA-1

Parameter	ppbv Result	ppbv RL	ug/m3 Result	ug/m3 RL	Date/Time	By	Reference
Volatiles (TO15)							
1,1,1,2-Tetrachloroethane	ND	0.146	ND	1.00	04/22/13	KCA	TO15 1
1,1,1-Trichloroethane	ND	0.183	ND	1.00	04/22/13	KCA	TO15
1,1,2,2-Tetrachloroethane	ND	0.146	ND	1.00	04/22/13	KCA	TO15
1,1,2-Trichloroethane	ND	0.183	ND	1.00	04/22/13	KCA	TO15
1,1-Dichloroethane	ND	0.247	ND	1.00	04/22/13	KCA	TO15
1,1-Dichloroethene	ND	0.252	ND	1.00	04/22/13	KCA	TO15
1,2,4-Trichlorobenzene	ND	0.135	ND	1.00	04/22/13	KCA	TO15
1,2,4-Trimethylbenzene	ND	0.204	ND	1.00	04/22/13	KCA	TO15
1,2-Dibromoethane(EDB)	ND	0.130	ND	1.00	04/22/13	KCA	TO15
1,2-Dichlorobenzene	ND	0.166	ND	1.00	04/22/13	KCA	TO15
1,2-Dichloroethane	ND	0.247	ND	1.00	04/22/13	KCA	TO15
1,2-dichloropropane	ND	0.216	ND	1.00	04/22/13	KCA	TO15
1,2-Dichlorotetrafluoroethane	ND	0.143	ND	1.00	04/22/13	KCA	TO15
1,3,5-Trimethylbenzene	ND	0.204	ND	1.00	04/22/13	KCA	TO15
1,3-Butadiene	ND	0.452	ND	1.00	04/22/13	KCA	TO15
1,3-Dichlorobenzene	ND	0.166	ND	1.00	04/22/13	KCA	TO15
1,4-Dichlorobenzene	ND	0.166	ND	1.00	04/22/13	KCA	TO15
1,4-Dioxane	ND	0.278	ND	1.00	04/22/13	KCA	TO15
2-Hexanone(MBK)	ND	0.244	ND	1.00	04/22/13	KCA	TO15 1
4-Ethyltoluene	ND	0.204	ND	1.00	04/22/13	KCA	TO15 1
4-Isopropyltoluene	ND	0.182	ND	1.00	04/22/13	KCA	TO15 1
4-Methyl-2-pentanone(MIBK)	ND	0.244	ND	1.00	04/22/13	KCA	TO15
Acetone	5.75	0.421	13.6	1.00	04/22/13	KCA	TO15
Acrylonitrile	ND	0.461	ND	1.00	04/22/13	KCA	TO15
Benzene	ND	0.313	ND	1.00	04/22/13	KCA	TO15
Benzyl chloride	ND	0.193	ND	1.00	04/22/13	KCA	TO15
Bromodichloromethane	ND	0.149	ND	1.00	04/22/13	KCA	TO15

Parameter	ppbv Result	ppbv RL	ug/m3 Result	ug/m3 RL	Date/Time	By	Reference
Bromoform	ND	0.097	ND	1.00	04/22/13	KCA	TO15
Bromomethane	ND	0.258	ND	1.00	04/22/13	KCA	TO15
Carbon Disulfide	ND	0.321	ND	1.00	04/22/13	KCA	TO15
Carbon Tetrachloride	0.08	0.040	0.503	0.25	04/22/13	KCA	TO15
Chlorobenzene	ND	0.217	ND	1.00	04/22/13	KCA	TO15
Chloroethane	ND	0.379	ND	1.00	04/22/13	KCA	TO15
Chloroform	ND	0.205	ND	1.00	04/22/13	KCA	TO15
Chloromethane	0.56	0.484	1.16	1.00	04/22/13	KCA	TO15
Cis-1,2-Dichloroethene	ND	0.252	ND	1.00	04/22/13	KCA	TO15
cis-1,3-Dichloropropene	ND	0.220	ND	1.00	04/22/13	KCA	TO15 1
Cyclohexane	ND	0.291	ND	1.00	04/22/13	KCA	TO15
Dibromochloromethane	ND	0.117	ND	1.00	04/22/13	KCA	TO15
Dichlorodifluoromethane	0.49	0.202	2.42	1.00	04/22/13	KCA	TO15
Ethanol	15.8	0.531	29.8	1.00	04/22/13	KCA	TO15 1
Ethyl acetate	ND	0.278	ND	1.00	04/22/13	KCA	TO15 1
Ethylbenzene	ND	0.230	ND	1.00	04/22/13	KCA	TO15
Heptane	ND	0.244	ND	1.00	04/22/13	KCA	TO15
Hexachlorobutadiene	ND	0.094	ND	1.00	04/22/13	KCA	TO15
Hexane	ND	0.284	ND	1.00	04/22/13	KCA	TO15
Isopropylalcohol	2.88	0.407	7.07	1.00	04/22/13	KCA	TO15
Isopropylbenzene	ND	0.204	ND	1.00	04/22/13	KCA	TO15
m,p-Xylene	ND	0.230	ND	1.00	04/22/13	KCA	TO15
Methyl Ethyl Ketone	0.35	0.339	1.03	1.00	04/22/13	KCA	TO15
Methyl tert-butyl ether(MTBE)	ND	0.278	ND	1.00	04/22/13	KCA	TO15
Methylene Chloride	1.15	0.288	3.99	1.00	04/22/13	KCA	TO15
n-Butylbenzene	ND	0.182	ND	1.00	04/22/13	KCA	TO15 1
o-Xylene	ND	0.230	ND	1.00	04/22/13	KCA	TO15
Propylene	0.75	0.581	1.29	1.00	04/22/13	KCA	TO15 1
sec-Butylbenzene	ND	0.182	ND	1.00	04/22/13	KCA	TO15 1
Styrene	ND	0.235	ND	1.00	04/22/13	KCA	TO15
Tetrachloroethene	0.07	0.037	0.474	0.25	04/22/13	KCA	TO15
Tetrahydrofuran	ND	0.339	ND	1.00	04/22/13	KCA	TO15 1
Toluene	0.4	0.266	1.51	1.00	04/22/13	KCA	TO15
Trans-1,2-Dichloroethene	ND	0.252	ND	1.00	04/22/13	KCA	TO15
trans-1,3-Dichloropropene	ND	0.220	ND	1.00	04/22/13	KCA	TO15
Trichloroethene	ND	0.047	ND	0.25	04/22/13	KCA	TO15
Trichlorofluoromethane	0.23	0.178	1.29	1.00	04/22/13	KCA	TO15
Trichlorotrifluoroethane	ND	0.130	ND	1.00	04/22/13	KCA	TO15
Vinyl Chloride	ND	0.098	ND	0.25	04/22/13	KCA	TO15
<u>QA/QC Surrogates</u>							
% Bromofluorobenzene	101	%	101	%	04/22/13	KCA	TO15

Parameter	ppbv Result	ppbv RL	ug/m3 Result	ug/m3 RL	Date/Time	By	Reference
-----------	----------------	------------	-----------------	-------------	-----------	----	-----------

1 = This parameter is not certified by NY NELAC for this matrix. NY NELAC does not offer certification for all parameters at this time.


RL/PQL=Reporting/Practical Quantitation Level (Equivalent to NELAC LOQ, Limit of Quantitation) ND=Not Detected

BRL=Below Reporting Level

Comments:

If there are any questions regarding this data, please call Phoenix Client Services at extension 200.

This report must not be reproduced except in full as defined by the attached chain of custody.



Phyllis Shiller, Laboratory Director

May 01, 2013

Reviewed and Released by: Greg Lawrence, Assistant Lab Director



Environmental Laboratories, Inc.
 587 East Middle Turnpike, P.O.Box 370, Manchester, CT 06045
 Tel. (860) 645-1102 Fax (860) 645-0823



Analysis Report

May 01, 2013

FOR: Attn: Mr. Charles Powers
 CNS Management Corp
 208 Newtown Road
 Plainview, NY 11803-4307

Sample Information

Matrix: AIR
 Location Code: CNS
 Rush Request: 72 Hour
 P.O.#:

Custody Information

Collected by: JVH
 Received by: SW
 Analyzed by: see "By" below

Date: 04/12/13 17:24
 04/15/13 17:15

Laboratory Data

SDG ID: GBD59366
 Phoenix ID: BD59369

Project ID: D-196
 Client ID: SS-1 B

Parameter	ppbv Result	ppbv RL	ug/m3 Result	ug/m3 RL	Date/Time	By	Reference
Volatiles (TO15)							
1,1,1,2-Tetrachloroethane	ND	0.146	ND	1.00	04/22/13	KCA	TO15 1
1,1,1-Trichloroethane	ND	0.183	ND	1.00	04/22/13	KCA	TO15
1,1,2,2-Tetrachloroethane	ND	0.146	ND	1.00	04/22/13	KCA	TO15
1,1,2-Trichloroethane	ND	0.183	ND	1.00	04/22/13	KCA	TO15
1,1-Dichloroethane	ND	0.247	ND	1.00	04/22/13	KCA	TO15
1,1-Dichloroethene	ND	0.252	ND	1.00	04/22/13	KCA	TO15
1,2,4-Trichlorobenzene	ND	0.135	ND	1.00	04/22/13	KCA	TO15
1,2,4-Trimethylbenzene	18	0.204	88.4	1.00	04/22/13	KCA	TO15
1,2-Dibromoethane(EDB)	ND	0.130	ND	1.00	04/22/13	KCA	TO15
1,2-Dichlorobenzene	ND	0.166	ND	1.00	04/22/13	KCA	TO15
1,2-Dichloroethane	ND	0.247	ND	1.00	04/22/13	KCA	TO15
1,2-dichloropropane	ND	0.216	ND	1.00	04/22/13	KCA	TO15
1,2-Dichlorotetrafluoroethane	ND	0.143	ND	1.00	04/22/13	KCA	TO15
1,3,5-Trimethylbenzene	4.71	0.204	23.1	1.00	04/22/13	KCA	TO15
1,3-Butadiene	ND	0.452	ND	1.00	04/22/13	KCA	TO15
1,3-Dichlorobenzene	ND	0.166	ND	1.00	04/22/13	KCA	TO15
1,4-Dichlorobenzene	ND	0.166	ND	1.00	04/22/13	KCA	TO15
1,4-Dioxane	ND	0.278	ND	1.00	04/22/13	KCA	TO15
2-Hexanone(MBK)	ND	0.244	ND	1.00	04/22/13	KCA	TO15 1
4-Ethyltoluene	2.86	0.204	14.0	1.00	04/22/13	KCA	TO15 1
4-Isopropyltoluene	ND	0.182	ND	1.00	04/22/13	KCA	TO15 1
4-Methyl-2-pentanone(MIBK)	ND	0.244	ND	1.00	04/22/13	KCA	TO15
Acetone	9.92	0.421	23.5	1.00	04/22/13	KCA	TO15
Acrylonitrile	ND	0.461	ND	1.00	04/22/13	KCA	TO15
Benzene	3.63	0.313	11.6	1.00	04/22/13	KCA	TO15
Benzyl chloride	ND	0.193	ND	1.00	04/22/13	KCA	TO15
Bromodichloromethane	ND	0.149	ND	1.00	04/22/13	KCA	TO15

Parameter	ppbv Result	ppbv RL	ug/m3 Result	ug/m3 RL	Date/Time	By	Reference
Bromoform	ND	0.097	ND	1.00	04/22/13	KCA	TO15
Bromomethane	ND	0.258	ND	1.00	04/22/13	KCA	TO15
Carbon Disulfide	3.35	0.321	10.4	1.00	04/22/13	KCA	TO15
Carbon Tetrachloride	0.05	0.040	0.314	0.25	04/22/13	KCA	TO15
Chlorobenzene	0.95	0.217	4.37	1.00	04/22/13	KCA	TO15
Chloroethane	ND	0.379	ND	1.00	04/22/13	KCA	TO15
Chloroform	9.41	0.205	45.9	1.00	04/22/13	KCA	TO15
Chloromethane	ND	0.484	ND	1.00	04/22/13	KCA	TO15
Cis-1,2-Dichloroethene	1.65	0.252	6.54	1.00	04/22/13	KCA	TO15
cis-1,3-Dichloropropene	ND	0.220	ND	1.00	04/22/13	KCA	TO15 1
Cyclohexane	0.49	0.291	1.68	1.00	04/22/13	KCA	TO15
Dibromochloromethane	ND	0.117	ND	1.00	04/22/13	KCA	TO15
Dichlorodifluoromethane	0.49	0.202	2.42	1.00	04/22/13	KCA	TO15
Ethanol	ND	0.531	ND	1.00	04/22/13	KCA	TO15 1
Ethyl acetate	2.32	0.278	8.35	1.00	04/22/13	KCA	TO15 1
Ethylbenzene	3.64	0.230	15.8	1.00	04/22/13	KCA	TO15
Heptane	1.93	0.244	7.90	1.00	04/22/13	KCA	TO15
Hexachlorobutadiene	ND	0.094	ND	1.00	04/22/13	KCA	TO15
Hexane	1.64	0.284	5.78	1.00	04/22/13	KCA	TO15
Isopropylalcohol	ND	0.407	ND	1.00	04/22/13	KCA	TO15
Isopropylbenzene	0.65	0.204	3.19	1.00	04/22/13	KCA	TO15
m,p-Xylene	14.1	0.230	61.2	1.00	04/22/13	KCA	TO15
Methyl Ethyl Ketone	2.92	0.339	8.61	1.00	04/22/13	KCA	TO15
Methyl tert-butyl ether(MTBE)	ND	0.278	ND	1.00	04/22/13	KCA	TO15
Methylene Chloride	2.7	0.288	9.37	1.00	04/22/13	KCA	TO15
n-Butylbenzene	ND	0.182	ND	1.00	04/22/13	KCA	TO15 1
o-Xylene	7.16	0.230	31.1	1.00	04/22/13	KCA	TO15
Propylene	5.82	0.581	10.0	1.00	04/22/13	KCA	TO15 1
sec-Butylbenzene	0.43	0.182	2.36	1.00	04/22/13	KCA	TO15 1
Styrene	0.3	0.235	1.28	1.00	04/22/13	KCA	TO15
Tetrachloroethene	17700	0.037	120000	0.25	04/22/13	KCA	TO15
Tetrahydrofuran	2.02	0.339	5.95	1.00	04/22/13	KCA	TO15 1
Toluene	5.96	0.266	22.4	1.00	04/22/13	KCA	TO15
Trans-1,2-Dichloroethene	1.19	0.252	4.72	1.00	04/22/13	KCA	TO15
trans-1,3-Dichloropropene	ND	0.220	ND	1.00	04/22/13	KCA	TO15
Trichloroethene	117	0.047	628	0.25	04/22/13	KCA	TO15
Trichlorofluoromethane	0.29	0.178	1.63	1.00	04/22/13	KCA	TO15
Trichlorotrifluoroethane	ND	0.130	ND	1.00	04/22/13	KCA	TO15
Vinyl Chloride	ND	0.098	ND	0.25	04/22/13	KCA	TO15
<u>QA/QC Surrogates</u>							
% Bromofluorobenzene	115	%	115	%	04/22/13	KCA	TO15

Parameter	ppbv Result	ppbv RL	ug/m3 Result	ug/m3 RL	Date/Time	By	Reference
-----------	----------------	------------	-----------------	-------------	-----------	----	-----------


1 = This parameter is not certified by NY NELAC for this matrix. NY NELAC does not offer certification for all parameters at this time.

RL/PQL=Reporting/Practical Quantitation Level (Equivalent to NELAC LOQ, Limit of Quantitation) ND=Not Detected

BRL=Below Reporting Level

Comments:

If there are any questions regarding this data, please call Phoenix Client Services at extension 200.
This report must not be reproduced except in full as defined by the attached chain of custody.



Phyllis Shiller, Laboratory Director

May 01, 2013

Reviewed and Released by: Greg Lawrence, Assistant Lab Director



Environmental Laboratories, Inc.
 587 East Middle Turnpike, P.O.Box 370, Manchester, CT 06045
 Tel. (860) 645-1102 Fax (860) 645-0823



QA/QC Report

May 01, 2013

QA/QC Data

SDG I.D.: GBD59366

Parameter	Blank ppbv	Blank ug/m3	LCS %	Sample Result ug/m3	Sample Dup ug/m3	Sample Result ppbv	Sample Dup ppbv	DUP RPD	% Rec Limits	% RPD Limits
QA/QC Batch 227900, QC Sample No: BD59367 (BD59367, BD59368, BD59369)										
Volatiles										
1,1,1,2-Tetrachloroethane	ND	ND	109	ND	ND	ND	ND	NC	70 - 130	20
1,1,1-Trichloroethane	ND	ND	105	ND	ND	ND	ND	NC	70 - 130	20
1,1,2,2-Tetrachloroethane	ND	ND	102	ND	ND	ND	ND	NC	70 - 130	20
1,1,2-Trichloroethane	ND	ND	102	ND	ND	ND	ND	NC	70 - 130	20
1,1-Dichloroethane	ND	ND	103	ND	ND	ND	ND	NC	70 - 130	20
1,1-Dichloroethene	ND	ND	<60	ND	ND	ND	ND	NC	70 - 130	20
1,2,4-Trichlorobenzene	ND	ND	92	ND	ND	ND	ND	NC	70 - 130	20
1,2,4-Trimethylbenzene	ND	ND	112	ND	ND	ND	ND	NC	70 - 130	20
1,2-Dibromoethane(EDB)	ND	ND	104	ND	ND	ND	ND	NC	70 - 130	20
1,2-Dichlorobenzene	ND	ND	103	ND	ND	ND	ND	NC	70 - 130	20
1,2-Dichloroethane	ND	ND	104	ND	ND	ND	ND	NC	70 - 130	20
1,2-dichloropropane	ND	ND	100	ND	ND	ND	ND	NC	70 - 130	20
1,2-Dichlorotetrafluoroethane	ND	ND	106	ND	ND	ND	ND	NC	70 - 130	20
1,3,5-Trimethylbenzene	ND	ND	106	ND	ND	ND	ND	NC	70 - 130	20
1,3-Butadiene	ND	ND	102	ND	ND	ND	ND	NC	70 - 130	20
1,3-Dichlorobenzene	ND	ND	106	ND	ND	ND	ND	NC	70 - 130	20
1,4-Dichlorobenzene	ND	ND	104	ND	ND	ND	ND	NC	70 - 130	20
1,4-Dioxane	ND	ND	105	ND	ND	ND	ND	NC	70 - 130	20
2-Hexanone(MBK)	ND	ND	105	ND	ND	ND	ND	NC	70 - 130	20
4-Ethyltoluene	ND	ND	109	ND	ND	ND	ND	NC	70 - 130	20
4-Isopropyltoluene	ND	ND	86	ND	ND	ND	ND	NC	70 - 130	20
4-Methyl-2-pentanone(MIBK)	ND	ND	101	ND	ND	ND	ND	NC	70 - 130	20
Acetone	ND	ND	91	8.62	8.33	3.63	3.51	3.4	70 - 130	20
Acrylonitrile	ND	ND	94	ND	ND	ND	ND	NC	70 - 130	20
Benzene	ND	ND	98	ND	ND	ND	ND	NC	70 - 130	20
Benzyl chloride	ND	ND	110	ND	ND	ND	ND	NC	70 - 130	20
Bromodichloromethane	ND	ND	103	ND	ND	ND	ND	NC	70 - 130	20
Bromoform	ND	ND	105	ND	ND	ND	ND	NC	70 - 130	20
Bromomethane	ND	ND	105	ND	ND	ND	ND	NC	70 - 130	20
Carbon Disulfide	ND	ND	94	ND	ND	ND	ND	NC	70 - 130	20
Carbon Tetrachloride	ND	ND	108	0.503	0.566	0.08	0.09	11.8	70 - 130	20
Chlorobenzene	ND	ND	105	ND	ND	ND	ND	NC	70 - 130	20
Chloroethane	ND	ND	102	ND	ND	ND	ND	NC	70 - 130	20
Chloroform	ND	ND	106	ND	ND	ND	ND	NC	70 - 130	20
Chloromethane	ND	ND	97	1.09	ND	0.53	ND	NC	70 - 130	20
Cis-1,2-Dichloroethene	ND	ND	89	ND	ND	ND	ND	NC	70 - 130	20
cis-1,3-Dichloropropene	ND	ND	112	ND	ND	ND	ND	NC	70 - 130	20
Cyclohexane	ND	ND	97	ND	ND	ND	ND	NC	70 - 130	20
Dibromochloromethane	ND	ND	109	ND	ND	ND	ND	NC	70 - 130	20
Dichlorodifluoromethane	ND	ND	106	2.37	2.47	0.48	0.5	4.1	70 - 130	20
Ethanol	ND	ND	86	31.8	32.0	16.9	17	0.6	70 - 130	20

QA/QC Data

SDG I.D.: GBD59366

Parameter	Blank ppbv	Blank ug/m3	LCS %	Sample Result ug/m3	Sample Dup ug/m3	Sample Result ppbv	Sample Dup ppbv	DUP RPD	% Rec Limits	% RPD Limits
Ethyl acetate	ND	ND	98	ND	ND	ND	ND	NC	70 - 130	20
Ethylbenzene	ND	ND	110	ND	ND	ND	ND	NC	70 - 130	20
Heptane	ND	ND	96	ND	ND	ND	ND	NC	70 - 130	20
Hexachlorobutadiene	ND	ND	88	ND	ND	ND	ND	NC	70 - 130	20
Hexane	ND	ND	112	ND	1.13	ND	0.32	NC	70 - 130	20
Isopropylalcohol	ND	ND	86	2.68	2.65	1.09	1.08	0.9	70 - 130	20
Isopropylbenzene	ND	ND	110	ND	ND	ND	ND	NC	70 - 130	20
m,p-Xylene	ND	ND	110	ND	ND	ND	ND	NC	70 - 130	20
Methyl Ethyl Ketone	ND	ND	94	ND	ND	ND	ND	NC	70 - 130	20
Methyl tert-butyl ether(MTBE)	ND	ND	105	ND	ND	ND	ND	NC	70 - 130	20
Methylene Chloride	ND	ND	111	1.63	4.48	0.47	1.29	93.2	70 - 130	20
n-Butylbenzene	ND	ND	118	ND	ND	ND	ND	NC	70 - 130	20
o-Xylene	ND	ND	108	ND	ND	ND	ND	NC	70 - 130	20
Propylene	ND	ND	97	1.03	ND	0.6	ND	NC	70 - 130	20
sec-Butylbenzene	ND	ND	112	ND	ND	ND	ND	NC	70 - 130	20
Styrene	ND	ND	109	ND	ND	ND	ND	NC	70 - 130	20
Tetrachloroethene	ND	ND	107	1.02	4.27	0.15	0.63	123.1	70 - 130	20
Tetrahydrofuran	ND	ND	91	ND	ND	ND	ND	NC	70 - 130	20
Toluene	ND	ND	106	1.32	1.51	0.35	0.4	13.3	70 - 130	20
Trans-1,2-Dichloroethene	ND	ND	100	ND	ND	ND	ND	NC	70 - 130	20
trans-1,3-Dichloropropene	ND	ND	97	ND	ND	ND	ND	NC	70 - 130	20
Trichloroethene	ND	ND	107	ND	ND	ND	ND	NC	70 - 130	20
Trichlorofluoromethane	ND	ND	121	1.24	1.29	0.22	0.23	4.4	70 - 130	20
Trichlorotrifluoroethane	ND	ND	107	ND	ND	ND	ND	NC	70 - 130	20
Vinyl Chloride	ND	ND	103	ND	ND	ND	ND	NC	70 - 130	20
% Bromofluorobenzene	88	88	102	100	102	100	102	2.0	70 - 130	20

I = This parameter is outside laboratory lcs/lcsd specified recovery limits.

If there are any questions regarding this data, please call Phoenix Client Services at extension 200.

RPD - Relative Percent Difference

LCS - Laboratory Control Sample


LCS D - Laboratory Control Sample Duplicate

MS - Matrix Spike

MS Dup - Matrix Spike Duplicate

NC - No Criteria

Intf - Interference



Phyllis Shiller, Laboratory Director
May 01, 2013

Wednesday, May 01, 2013

Requested Criteria: None

State: NY

Sample Criteria Exceedences Report

Page 1 of 1

GBD59366 - CNS

SampNo	Acode	Phoenix Analyte	Criteria	Result	RL	Criteria	RL Criteria	Analysis Units
--------	-------	-----------------	----------	--------	----	----------	----------------	-------------------

*** No Data to Display ***

Phoenix Laboratories does not assume responsibility for the data contained in this report. It is provided as an additional tool to identify requested criteria exceedences. All efforts are made to ensure the accuracy of the data (obtained from appropriate agencies). A lack of exceedence information does not necessarily suggest conformance to the criteria. It is ultimately the site professional's responsibility to determine appropriate compliance.



Environmental Laboratories, Inc.
587 East Middle Turnpike, P.O.Box 370, Manchester, CT 06045
Tel. (860) 645-1102 Fax (860) 645-0823



NY Temperature Narration

May 01, 2013

SDG I.D.: GBD59366

The samples in this delivery group were received at 4°C.
(Note acceptance criteria is above freezing up to 6°C)



587 East Middle Turnpike, P.O. Box 370, Manchester, CT 06040
 Telephone: 860.645.1102 • Fax: 860.645.0823

**CHAIN OF CUSTODY RECORD
 AIR ANALYSES**

800-827-5426

email: greg@phoenixlabs.com

P.O. # _____ Page _____ of _____

Data Delivery: _____

Fax #: _____

Email: _____

Phone #: _____

Report to: Jim Van Horn
 Customer: CNS
 Address: _____

Invoice to: CNS
 Sampled by: JVH

Project Name: D-196 ^{380c} 11/21/15
 Criteria Requested: _____ Deliverable: RCP MCP
 State where samples collected: NY

Phoenix ID #	Client Sample ID	Canister ID #	Canister Size (L)	Outgoing Canister Pressure ("Hg)	Incoming Canister Pressure ("Hg)	Flow Regulator ID #	Flow Controller Setting (mL/min)	Sampling Start Time	Sampling End Time	Sample Start Date	Canister Pressure at Start ("Hg)	Canister Pressure at End ("Hg)	MATRIX		
													Ambient/Indoor Air	Soil Gas	Grab (G) Composite (C)
59366	SS-1A	224	6.0	-30	0	4955	20.5	12:02	13:16	4/12/13	29.0	5	X		ANALYSES
59367	IA-1	464			-5	2890		11:57	15:57	4/12/13	29.5	6.5	X		X
59368	AA-1	460			-4	2866		12:04	16:04	4/12/13	29.0	6.5	X		X
59369	SS-1B	480			-5	2869		13:17	19:00	4/12/13	26.0	2.0	X		X
	SS-1B	350			-5	2855		13:24	17:24	4/12/13	29.0	6.5	X		X
	6L* 4hr					5672									

Relinquished by: _____ Date: _____
 Accepted by: [Signature] Date: 4/15/15
 Data Format: Excel Equis GISKey
 PDF Other: _____

SPECIAL INSTRUCTIONS, REQUIREMENTS, REGULATORY INFORMATION:
Standard TAT

I attest that all media released by Phoenix Environmental Laboratories, Inc. have been received in good working condition and agree to the terms and conditions as listed on the back of this document.

Quote Number: _____ Signature: _____ Date: _____