APPENDIX G

Remediation-Related Permits
(SPDES Permit included on CD)

LANGAN

State Pollutant Discharge Elimination System (SPDES) DISCHARGE PERMIT Equivalent

Industrial Code:	**N/A**	SPDES Number: V00323	**NY**
Discharge Class (CL):	**N/A**	DEC Number:	**V00323**
Toxic Class (TX):	**N/A**	Effective Date (EDP):	**April 01, 2017**
Major Drainage Basin:	**Southern Atlantic Long Island Sound**	Expiration Date (ExDP):	**March 31, 2018**
Sub Drainage Basin:	**Jamaica Bay - Mill Basin**	Modification Dates: (EDPM)	
Water Index Number:	**(MW8.6a) JB-250b**		
Compact Area:	**N/A**		

This SPDES permit is issued in compliance with Title 8 of Article 17 of the Environmental Conservation Law of New York State and in compliance with the Clean Water Act, as amended (33 U.S.C. §1251 et.seq.), hereinafter referred to as "the Act".

PERMITTEE NAME AND ADDRESS					
Name:	Brooklyn Kings Plaza LLC	Attention:	Aladdin Ghafari		
Street:	401Wilshire Blvd., Suite 700				
City:	Santa Monica	State:	Ca	Zip Code:	90401-1452

is authorized to discharge from the facility described below:

FACILITY NAME AND ADDRESS															
Name:	Kings Plaza Shopping Center/Marina - Operable Unit 1														
Location (C,T,V):	South end of 55th St./Mall access Road								County:	Kings					
Facility Address:	5100 Kings Plaza														
City:	Brooklyn				State:				NY		Zip Code:	11234			
From Outfall No.:	CIRC 1963 UNK 24”	at Latitude:	40	°	36	′	40	″	& Longitude:	-73	°	55	′	07	″
into receiving waters known as:	Mill Basin										Class:	SB			

and in accordance with: effluent limitations; monitoring and reporting requirements; other provisions and conditions set forth in this permit; and 6 NYCRR Part 750-1and 750-2.

DISCHARGE MONITORING REPORT (DMR) MAILING ADDRESS					
Mailing Name:	NYSDEC – R2				
Street:	47-40 21st St.,				
City:	Long Island City	State:	NY	Zip Code:	11101
Responsible Official or Agent:	Ioana Munteanu-Ramnic		Phone:	(718) 482-4065	

This permit and the authorization to discharge shall expire on midnight of the expiration date shown above and the permittee shall not discharge after the expiration date unless this permit has been renewed, or extended pursuant to law. To be authorized to discharge beyond the expiration date, the permittee shall apply for permit renewal not less than 180 days prior to the expiration date shown above.

DISTRIBUTION:

CO BWP – Brian Baker
RWE – Bob Elburn
RPA – Steve Watts

Permit Equivalent Administrator:	NYSDEC R2 – Attn.: Jane O’Connell		
Address:	47-40 21st St., First Floor, LIC, NY 11101		
Signature:	Jane H. O’Connell	Date:	3/24/17

EFFLUENT LIMITATIONS AND MONITORING REQUIREMENTS

During the period beginning **April 01, 2017** and lasting until **March 31, 2018** the discharges from the treatment facility to Mill Basin, Class SB, shall be limited and monitored by the operator as specified below:

Pollutant Parameters	Discharge Limitations		Units	Minimum Monitoring Requirements		Footnote
	Monthly Average	Daily Maximum		Frequency	Sample Type	
Flow	Monitor	10,000	GPD	Continuous	Meter	
pH (Range)	6.5 – 8.5		SU	Monthly	Grab	
Solids, Total Suspended	Monitor	Monitor	mg/l	Weekly	Grab	
Oil & Grease	Monitor	Monitor	mg/l	Weekly	Grab	
Benzene	Monitor	5	µg/l	Weekly	Grab	
Vinyl Chloride	Monitor	5	µg/l	Weekly	Grab	
cis-1,2-Dichloroethene	Monitor	5	µg/l	Weekly	Grab	
trans-1,2-Dichloroethene	Monitor	5	µg/l	Weekly	Grab	
Trichloroethene	Monitor	5	µg/l	Weekly	Grab	
Tetrachloroethene	Monitor	5	µg/l	Weekly	Grab	
Copper, Total	Monitor	56	µg/l	Weekly	24-hr. Comp.	
Lead, Total	Monitor	80	µg/l	Weekly	24-hr. Comp.	
Zinc, Total	Monitor	660	µg/l	Weekly	24-hr. Comp.	

Additional Conditions:

1. Discharge is not authorized until such time as an engineering submission showing the method of treatment is approved by the Department. The discharge rate may not exceed the effective or design treatment system capacity. All monitoring data, engineering submissions and modification requests must be submitted to:

   Ioana Munteanu-Ramnic, P.E.
   NYSDEC
   Division of Environmental Remediation
   47-40 21st Street
   Long Island City, NY 11101

With a copy sent to:

   Jane H. O'Connell, Chief
   Superfund and Brownfield Cleanup Section
   NYSDEC
   Division of Environmental Remediation
   47-40 21st Street
   Long Island City, NY 11101.

2. Only site-generated wastewater is authorized for treatment and discharge.

3. Authorization to discharge is valid only for the period noted above but may be renewed if appropriate. A request for renewal must be received 1 month prior to the expiration date to allow for a review of monitoring data and reassessment of monitoring requirements.

4. Both concentration (mg/l or µg/l) and mass loadings (lbs/day) must be reported to the Department for all parameters except flow and pH.

5. Any use of corrosion/scale inhibitors, biocidal-type compounds, or other water treatment chemicals used in the treatment process must be approved by the department prior to use.

6. This discharge and administration of this discharge must comply with the substantive requirements of 6 NYCRR Part 750.

7. The construction dewatering treatment system will comprise 18,000-gallon and 21,000-gallon settling tanks operated in series, followed by duplex particulate bag filters, and two 1,000-pound GAC filters operated in series, with digital flow meters prior to discharge.

Discharge flow rate is not to exceed a maximum instantaneous flow rate of 25 gpm or a total discharge rate of approximately 10,000 gallons per day (gpd) to existing separate storm sewers on 55th Street near Avenue U, with the discharge eventually reaching Mill Basin, Class SB. The discharge shall be sampled at the effluent point of the dewatering system prior to discharge to the storm sewer.

MONITORING LOCATION

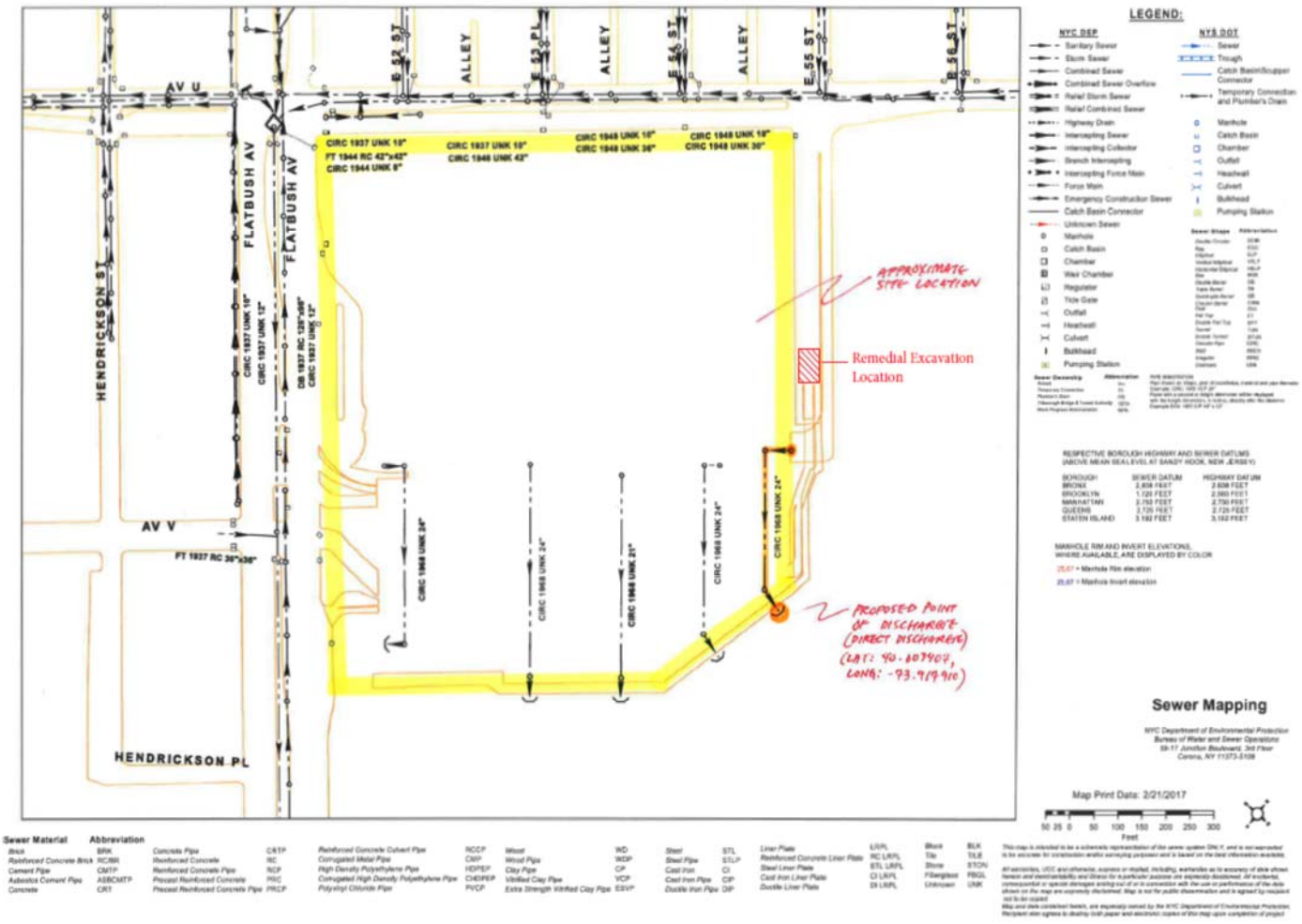

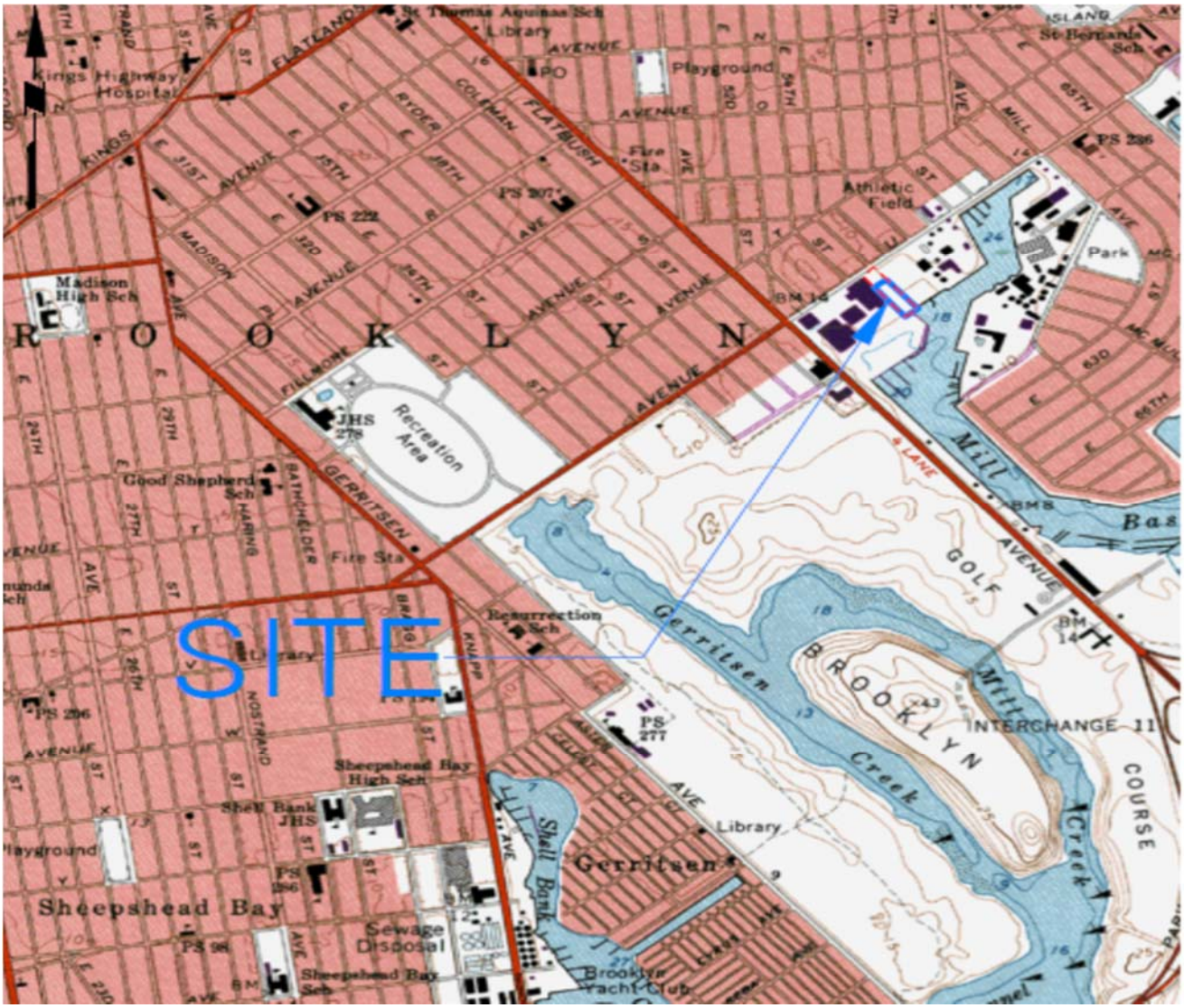
SITE
Kings Highway Hospital
Playground
Fire Sta
Athletic Field
Park
Madison High Sch
R O O K L Y N
Recreation Area
JHS 278
Good Shepherd Sch
Fire Sta
Resurrection Sch
Library
Sheepshead Bay High Sch
Shell Bank JHS
Playground
Sheepshead Bay
Sewage Disposal
Sheepshead Bay Sch
Gerritsen
Shell Bank
Library
Brooklyn Yacht Club
Gerritsen Creek
BROOKLYN
Mill Creek
Mill Basin
GOLF COURSE
INTERCHANGE 11
PS 277
PS 222
PS 207
PS 286
PS 98
FLATBUSH AVENUE
GERRITSEN AVENUE
KINGS HIGHWAY
NOSTRAND AVE
MILL AVE

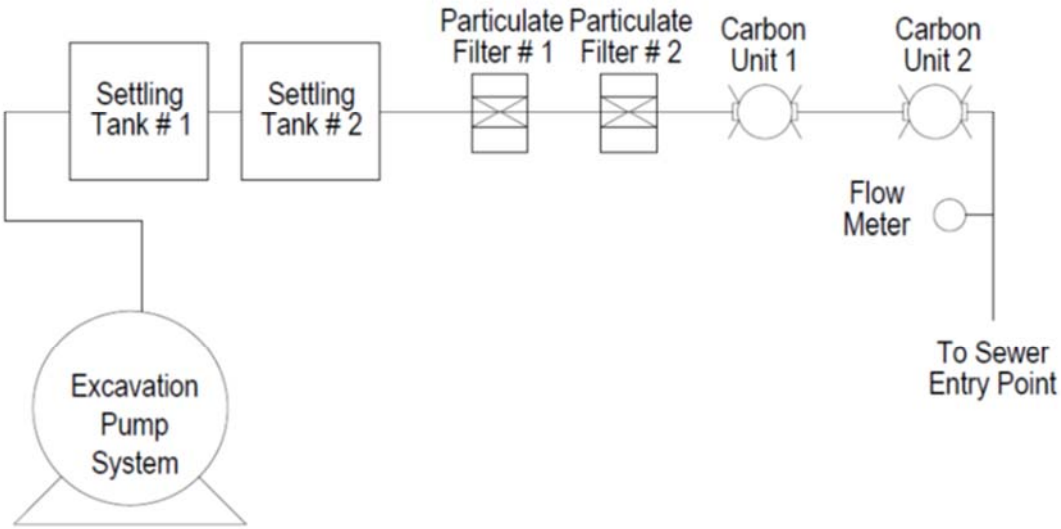
Settling Tank # 1
Settling Tank # 2
Particulate Filter # 1
Particulate Filter # 2
Carbon Unit 1
Carbon Unit 2
Flow Meter
To Sewer Entry Point
Excavation Pump System

NEW YORK STATE DEPARTMENT OF ENVIRONMENTAL CONSERVATION

Division of Environmental Remediation, Region 2
47-40 21st Street, Long Island City, NY 11101
P: (718) 482-4995
www.dec.ny.gov

March 24, 2017

Aladdin Ghafari
Brooklyn Kings Plaza LLC
c/o Macerich Management Company, LLC
401 Wilshire Blvd., Suite 700
Santa Monica, CA 90401-1452

Re: Kings Plaza Shopping Center/Marina, Operable Unit 1
Site ID No. V00323
SPDES Permit Equivalent

Dear Mr. Ghafari:

The New York State Department of Environmental Conservation (the Department) has reviewed the application for SPDES Permit Equivalency dated March 20, 2017, which was prepared by Langan Engineering, Environmental, Surveying, and Landscape Architecture, D.P.C. (Langan), on behalf of Brooklyn Kings Plaza LLC (Volunteer). The requirements and obligations of the permit will be administered through the Division of Environmental Remediation under the Voluntary Cleanup Agreement (the Agreement), Index #A2-D403-9911, and:

- ECL Article 17, Title 8
- Clean Water Act, as amended, 33 U.S.C. §1251 et seq.
- 6NYCRR Part 750-1 and 750-2

This letter and attachments constitute the “Permit Equivalent” for the site and must be attached to, and act as addendum to, the previously approved Remedial Action Work Plan.

In accordance with the requirements of the Agreement, the approved Permit Equivalent, including this letter and attachments, must be placed by the Volunteer in all publicly accessible repositories for the project within 5 business days. A certification that this document has been placed in project repositories, and that the repositories are complete with all project documents, must be submitted to the NYSDEC project manager. If you have any questions, please call me at (718) 482-4065 or email me at ioana.munteanu-ramnic@dec.ny.gov.

Sincerely,

Ioana Munteanu-Ramnic, P.E.
Environmental Engineer

Attachments

ec w/att: G. Burke, R. Elburn, S. Watts, J. O'Connell, K. Mintzer – NYSDEC
J. Deming, B. Boyd – NYSDOH
J. Barr, D. Granucci – Langan

20 March 2017

Ioana Munteanu-Ramnic
NYS DEC - Region 2 Office
Division of Environmental Remediation
47-40 21st Street
Long Island City, New York 11101

Re: SPDES Permit Equivalency
Kings Plaza Shopping Center
VCP No. A2-0403-9911
5102-5508 Avenue U
Brooklyn, New York
Langan Project No.: 140080114

Dear Ms. Munteanu-Ramnic:

On behalf of Macerich Management Company, LLC (Macerich), we have prepared this letter to summarize the request for a State Pollutant Discharge Elimination System (SPDES) permit equivalency to facilitate the implementation of the Remedial Action Work Plan (RAWP) at the above mentioned property. The information provided herein is based on requests from the New York State Department of Environmental Conservation (NYSDEC). The following documents are provided in this submittal, including all the responses already provided to NYSDEC DER:

Item	**Page Number**
SPDES Permit Equivalence Application form	3 - 5
Pilot Test Design and Performance Report, prepared by AKRF, dated March 17, 2017	6 - 20
Signed and stamped by a NYS PE	7
Description of the receiving stream	7
USGS map showing the stream and discharge location	15 - 17
Latitude and longitude of discharge point	7
Brief description of the proposed Treatment system	7
Map of location of the excavation	18 - 20
Map of discharge area, and geographical identification of the discharge point	15 - 17
Supplemental Dewatering and Discharge Permit Equivalency Request, prepared by AKRF, dated February 17, 2017	21 - 32
Discharge rate (i.e. treatment system design capacity)	21
Proposed treatment system flow diagram	25
Available wastewater monitoring data in tabular format (includes parameters detected in the aqueous phase)	22, and 27 - 32
The proposed first day of discharge	22

Proposed duration of discharge	22
NYSDEC Program	22
Contact information for responsible Department of Environmental Remediation (DER) project manager	22
DER Site number	22
The DER contact/address where compliance monitoring data is to be sent	22
Monitoring data for iron from both filtered and unfiltered samples from monitoring wells not influenced by site contamination	23 and 29
Dewatering and Discharge Permit Equivalency Request, prepared by AKRF, Inc. (AKRF), dated January 30, 2017	33 - 1659
Laboratory analytical data package	36 - 1659

Please advise if this request for SPDES permit equivalency is acceptable.

Sincerely,
Langan Engineering, Environmental, Surveying and Landscape Architecture, D.P.C.

Jamie P. Barr, L.E.P.
Senior Associate/Vice President

Attachments:

SPDES Permit Equivalence Application form, prepared by AKRF
Pilot Test Design and Performance Report, prepared by AKRF, dated March 17, 2017
Supplemental Dewatering and Discharge Permit Equivalency Request, prepared by AKRF, dated February 17, 2017
Dewatering and Discharge Permit Equivalency Request, prepared by AKRF, Inc. (AKRF), dated January 30, 2017

cc: Aladdin Ghafari – Macerich
David Granucci – Langan
Ryan Wohlstrom - Langan

\\langan.com\data\NHV\data1\140080104\Inbound Archive\2017-03-17 SPDES Permit\Permit Cover Letter.docx

APPLICATION FOR SPDES PERMIT EQUIVALENT REQUIREMENTS

1. Conventional Monitoring Information - Table 1

The following monitoring information must be included.

Parameter	Raw Wastewater or Monitoring Well				Projected or Actual Treated Wastewater (if available)		
	Units	Min	Max	Avg	Min	Max	Avg
Flow	GPM	0.2	0.2	0.2	10	10	10
pH	SU	7.5	7.5	7.5	6.4	6.4	6.4
BOD5	mg/L	4.3	4.3	4.3	ND	ND	ND
TSS	mg/L	341	341	341	ND	ND	ND
TDS	mg/L	3690	3690	3690	215	215	215
TKN	mg/L	3.2	3.2	3.2	ND	ND	ND
Ammonia	NA	NA	NA	NA	NA	NA	NA

MULTIPLE INFLUENT AND EFFLUENT SAMPES WERE NOT COLLECTED. AS SUCH, MINIMUM, MAXIMUM, AND AVERAGE VALUES ARE ALWAYS IDENTICAL THROUGHOUT THIS APPLICATION.

2. Sampling Information - Priority Pollutants, Toxic Pollutants, and Hazardous Substances

i. Do you know or have reason to believe that any of the pollutants listed in Tables 6, 7, or 8 of the instructions are present in the discharge from this outfall?

X	Yes - If yes, monitoring data must be included in table 2 (next pg)
	No - Go to Item ii. below.

**** ALL DETECTIONS ARE FROM PILOT SCALE DEWATERING SYSTEM INFLUENT AND EFFLUENT WATER SAMPLES. OUTFALLING DISCHARGE SAMPLING IS NOT APPLICABLE TO THE TESTING RESULTS PRESENTED IN THIS APPLICATION.***

ii. Do you know or have reason to believe that any of the pollutants listed in Table 9 or Table 10 of the instructions, or any other toxic, harmful, or injurious chemical substances not listed in Tables 6-10, are present in the discharge from this outfall?

	Yes - Source or reason for presence in discharge attached
	Yes - Quantitative or qualitative data attached
X	No

**** ALL DETECTIONS ARE FROM PILOT SCALE DEWATERING SYSTEM INFLUENT AND EFFLUENT WATER SAMPLES. OUTFALLING DISCHARGE SAMPLING IS NOT APPLICABLE TO THE TESTING RESULTS PRESENTED IN THIS APPLICATION.***

2. Monitoring Information for Priority Pollutants, Toxic Pollutants, and Hazardous Substances - Table 2

CAS #	Parameter	Raw Wastewater or Monitoring Well				Projected or Actual Treated Wastewater (if available)		
		Units	Min	Max	Avg	Min	Max	Avg
Priority Pollutants								
75-35-4	1,1-Dichloroethene	ug/L	23 J	23 J	23 J	ND	ND	ND
71-43-2	Benzene	ug/L	5.2 J	5.2 J	5.2 J	ND	ND	ND
127-18-4	Tetrachloroethene	ug/L	13,000	13,000	13,000	ND	ND	ND
108-88-3	Toluene	ug/L	18 J	18 J	18 J	ND	ND	ND
156-60-5	Trans-1,2-Dichloroethene	ug/L	700	700	700	ND	ND	ND
79-01-6	Trichloroethene	ug/L	4,200	4,200	4,200	ND	ND	ND
75-01-4	Vinyl chloride	ug/L	2,900	2,900	2,900	ND	ND	ND
117-81-7	Bis(2-ethylhexyl)pthalate	ug/L	6.7	6.7	6.7	ND	ND	ND
91-20-3	Napthalene	ug/L	2.5 J	2.5 J	2.5 J	ND	ND	ND
7440-38-2	Arsenic	ug/L	11.2	11.2	11.2	ND	ND	ND
7440-43-9	Cadmium	ug/L	2.6 J	2.6 J	2.6 J	ND	ND	ND
7440-47-3	Chromium	ug/L	8.6 J	8.6 J	8.6 J	ND	ND	ND
7440-50-8	Copper	ug/L	34.2	34.2	34.2	ND	ND	ND
7439-92-1	Lead	ug/L	16.1	16.1	16.1	ND	ND	ND
7440-02-0	Nickel	ug/L	8.6 J	8.6 J	8.6 J	ND	ND	ND
7440-28-0	Thallium	ug/L	9.4 J	9.4 J	9.4 J	ND	ND	ND
7440-66-6	Zinc	ug/L	267	267	267	46.3	46.3	46.3
64743-03-9	Total Phenols	mg/L	ND	ND	ND	0.087	0.087	0.087

2. Monitoring Information for Priority Pollutants, Toxic Pollutants, and Hazardous Substances - Table 2 (cont.)

CAS #	Parameter	Raw Wastewater or Monitoring Well				Projected or Actual Treated Wastewater (if available)		
		Units	Min	Max	Avg	Min	Max	Avg
Other Significant Pollutants								
16887-00-6	Chloride	mg/L	1,660	1,660	1,660	79.5	79.5	79.5
67-64-1	Acetone	ug/L	ND	ND	ND	51	51	51
156-59-2	Cis-1,2-Dichloroethene	ug/L	11,000	11,000	11,000	ND	ND	ND
91-57-6	2-Methylnapthalene	ug/L	4.5 J	4.5 J	4.5 J	ND	ND	ND
7429-90-5	Aluminum	ug/L	851	851	851	ND	ND	ND
7440-39-3	Barium	ug/L	259	259	259	8.9 J	8.9 J	8.9 J
7440-70-2	Calcium	ug/L	241,000	241,000	241,000	5,540	5,540	5,540
7439-89-6	Iron	ug/L	8,870	8,870	8,870	419	419	419
7439-95-4	Magnesium	ug/L	40,600	40,600	40,600	2,920 J	2,920 J	2,920 J
7439-96-5	Manganese	ug/L	610	610	610	140	140	140
7440-09-7	Potassium	ug/L	44,600	44,600	44,600	3,120 J	3,120 J	3,120 J
7440-23-5	Sodium	ug/L	915,000	915,000	915,000	67,100	67,100	67,100
7440-62-2	Vanadium	ug/L	8.3 J	8.3 J	8.3 J	ND	ND	ND
14797-55-8	Nitrate as N	mg/L	ND	ND	ND	0.38	0.38	0.38
	Nitrate Nitrite as N	mg/L	0.017 J	0.017 J	0.017 J	0.38	0.38	0.38
	SGT-HEM	mg/L	5.6	5.6	5.6	2.1 J	2.1 J	2.1 J
	Ignitability	Degrees F	> 160	> 160	> 160	> 160	> 160	> 160
	Nitrogen, Total	mg/L	3.2	3.2	3.2	0.38	0.38	0.38

****OTHER ANALYTICAL RESULTS PRESENTED IN ATTACHED SUMMARY TABLE***

AKRF, Inc.
Environmental, Planning, and Engineering Consultants
440 Park Avenue South, Floor 7
New York, NY 10016
tel: 212 696-0670
fax: 212 213-3191
www.akrf.com

March 17, 2017

Ioana Munteanu-Ramnic
Division of Environmental Remediation
NYSDEC Hazardous Waste Remediation
47-40 21st St., First Fl.
Long Island City, NY 11101

Re: Pilot Test Design and Performance Report
Kings Plaza Shopping Center
5100 Kings Plaza, Brooklyn, NY 11234
(Block 8470, Lot 55)
NYSDEC VCP# V00323

Dear Ms. Munteanu-Ramnic:

AKRF, Inc. (AKRF) has been contracted by AWT Environmental Services of Sayreville, NJ (AWT) to facilitate sewer and discharge approvals for proposed construction dewatering at the above project site. The project site is currently enrolled in the New York State Department of Environmental Conservation (NYSDEC) Voluntary Cleanup Program (VCP), Site # V00323. Construction dewatering of groundwater is expected to be required to facilitate remedial excavation work to satisfy the VCP requirements. Groundwater is expected to be treated using a settling tank, particulate filter and carbon filter, prior to discharge to sewers in an area of direct drainage.

On January 20, 2017, AWT conducted a dewatering pilot test, consisting of pumping groundwater from on-site monitoring wells through a pilot scale treatment system consisting of a settling tank, particulate filter, and a granular activated carbon (GAC) filter. Dewatering was conducted at monitoring well MW-39. Test results indicate that construction dewatering can be conducted at an approximate flow rate of 10 gallons per minute (gpm). Following treatment, water from the pilot test was containerized in 55-gallon drums for waste characterization and off-site disposal.

During the pilot test, AKRF collected a sample of the dewatering fluids from the pilot scale treatment system influent port (DW-INF, prior to particulate filtration), the post-particulate filter port (DW-PPF, following particulate treatment), and at the effluent port (DW-PCF, following GAC treatment). All samples were analyzed for New York City Department of Environmental Protection (NYCDEP) dewatering permit parameters. The groundwater samples were analyzed by TestAmerica, Inc. of Edison, New Jersey, a New York State Department of Health (NYSDOH) Environmental Laboratory Approval Program (ELAP)-certified analytical laboratory.

Laboratory analytical results are provided as Attachment A. The treatment system influent sample contained the following volatile organic compounds (VOCs): tetrachloroethylene (PCE), PCE-breakdown compounds (including trichloroethylene, cis- and trans-1,2-dicholoethylene, and vinyl chloride), and the petroleum-related compounds benzene and toluene. SVOCs (2-methylnaphthalene, bis (2-ethylhexyl) phthalate, and naphthalene) and various metals, including lead and zinc, were also detected in the influent sample. VOCs, SVOCs, and metals concentrations in the post-particulate filter samples remained

comparable to the influent concentrations. However, none of the VOCs or SVOCs detected in the influent and post-particulate filter samples were detected in the pilot scale treatment system effluent (post-GAC) sample. Metals were detected in the treatment system effluent sample at lower concentrations compared to the influent and intermediate samples. Acetone was also detected in the effluent sample at a concentration of 51 micrograms per liter (µg/L). However, as acetone is a common laboratory contaminant and was not detected in the influent or intermediate samples, it is likely that the detection in the effluent sample is not representative of actual treatment system effluent water quality.

Based on these conclusions, we are requesting a preliminary State Pollutant Discharge Elimination System (SPDES) Permit equivalency through the New York State Division of Water (DOW) to facilitate the receipt of the NYCDEP dewatering permit. The proposed full scale construction dewatering treatment system will comprise an 18,000-gallon settling tank, followed by a 20,000-gallon frac tank, followed by duplex particulate bag filters, and two 1,000-pound GAC filters operated in series, with digital flow meters prior to discharge.

Based on the observed groundwater flow from monitoring well MW-39 and throughout the pilot scale test, construction dewatering is expected to occur at a total maximum discharge rate of 10,000 gallons per day (gpd), not to exceed a maximum instantaneous flow rate of 25 gpm, to existing sewer manholes located on East 55th Street, east of Avenue U. Based on NYCDEP sewer maps, the sewer manhole terminates either at a separate storm water outfall located approximately at latitude 40.603584, longitude -73.91527, or a privately owned direct drainage outfall on the eastern portion of the site property located approximately at latitude 40.609407, longitude -73.917910.

Following NYSDEC review and approval, a sewer discharge permit for the dewatering activities may be sought from the NYCDEP for discharge to the city's separate storm sewer system.

Please do not hesitate to contact me at (646) 388-9520 if you have any questions or require additional information.

Sincerely,
AKRF, Inc.

STATE OF NEW YORK
MICHELLE LAPIN
No. 073934
LICENSED PROFESSIONAL ENGINEER

073934 3/17/17

Michelle Lapin, P.E. License No. Date
Senior Vice President

ATTACHMENT A

LABORATORY ANALYTICAL DATA SUMMARY TABLE

Table 1A
Kings Plaza
Brooklyn, NY
Dewatering Pilot Test Analytical Results
Volatile Organic Compounds

Client ID Lab Sample ID Date Sampled Dilution µg/L	NYSDEC Class GA Ambient Standard (Aesthetic Standard) µg/L	DW-INF 460-127124-1 01/20/2017 50	DW-PPF 460-127124-2 01/20/2017 25	DW-PCF 460-127124-3 01/20/2017 1
1,1,1-Trichloroethane	5	50 U	25 U	1.0 U
1,1,2,2-Tetrachloroethane	5	50 U	25 U	1.0 U
1,1,2-Trichloroethane	1	50 U	25 U	1.0 U
1,1-Dichloroethane	5	50 U	25 U	1.0 U
1,1-Dichloroethene	5	**23 J**	**13 J**	1.0 U
1,2,3-Trichlorobenzene	5 (10 TS)	50 U	25 U	1.0 U
1,2,4-Trichlorobenzene	5 (10 TS)	50 U	25 U	1.0 U
1,2-Dibromo-3-Chloropropane	0.04	50 U	25 U	1.0 U
1,2-Dibromoethane	0.0006	50 U	25 U	1.0 U
1,2-Dichlorobenzene	3	50 U	25 U	1.0 U
1,2-Dichloroethane	0.6	50 U	25 U	1.0 U
1,2-Dichloropropane	1	50 U	25 U	1.0 U
1,3-Dichlorobenzene	3	50 U	25 U	1.0 U
1,4-Dichlorobenzene	3	50 U	25 U	1.0 U
2-Butanone	50	250 U	130 U	5.0 U
2-Hexanone	50	250 U	130 U	5.0 U
4-Methyl-2-pentanone	NS	250 U	130 U	5.0 U
Acetone	50	250 U	130 U	**51**
Benzene	1	**5.2 J**	**4.5 J**	1.0 U
Bromodichloromethane	50	50 U	25 U	1.0 U
Bromoform	50	50 U	25 U	1.0 U
Bromomethane	5	50 U	25 U	1.0 U
Carbon disulfide	60	50 U	25 U	1.0 U
Carbon tetrachloride	5	50 U	25 U	1.0 U
Chlorobenzene	5	50 U	25 U	1.0 U
Chloroform	7	50 U	25 U	1.0 U
Chloromethane	5	50 U	25 U	1.0 U
cis-1,2-Dichloroethene	5	**11,000**	**6,600**	1.0 U
cis-1,3-Dichloropropene	0.4 TS	50 U	25 U	1.0 U
Cyclohexane	NS	50 U	25 U	1.0 U
Dibromochloromethane	50	50 U	25 U	1.0 U
Dichlorodifluoromethane	5	50 U	25 U	1.0 U
Ethyl Chloride	5	50 U	25 U	1.0 U
Ethylbenzene	5	50 U	25 U	1.0 U
Freon TF	5	50 U	25 U	1.0 U
Isopropylbenzene	5	50 U	25 U	1.0 U
Methyl acetate	NS	250 U	130 U	5.0 U
Methylcyclohexane	NS	50 U	25 U	1.0 U
Methylene Chloride	5	50 U	25 U	1.0 U
MTBE	10	50 U	25 U	1.0 U
m-Xylene & p-Xylene	5	50 U	25 U	1.0 U
o-Xylene	5	50 U	25 U	1.0 U
p-Dioxane	NS	2,500 U	1,300 U	50 U *
Styrene	5	50 U	25 U	1.0 U
Tetrachloroethene	5	**13,000**	**7,100**	1.0 U
Toluene	5	**18 J**	**9.3 J**	1.0 U
trans-1,2-Dichloroethene	5	**700**	**390**	1.0 U
trans-1,3-Dichloropropene	0.4 TS	50 U	25 U	1.0 U
Trichloroethene	5	**4,200**	**2,400**	1.0 U
Trichlorofluoromethane	5	50 U	25 U	1.0 U
Vinyl chloride	2	**2,900**	**1,600**	1.0 U
Total Conc	NS	31,846.20	18,116.80	51.0

Table 1B
Kings Plaza
Brooklyn, NY
Dewatering Pilot Test Analytical Results
Semi-Volatile Organic Compounds

Client ID Lab Sample ID Date Sampled Dilution µg/L	NYSDEC Class GA Ambient Standard (Aesthetic Standard) µg/L	DW-INF 460-127124-1-DL 01/20/2017 2	DW-PPF 460-127124-2 01/20/2017 1	DW-PCF 460-127124-3 01/20/2017 1
2,2'-oxybis[1-chloropropane]	5	20 U	10 U	10 U
2,4,5-Trichlorophenol	NS	20 U	10 U	10 U
2,4,6-Trichlorophenol	NS	20 U	10 U	10 U
2,4-Dichlorophenol	5 (1 TS)	20 U	10 U	10 U
2,4-Dimethylphenol	50 (1 TS)	20 U	10 U	10 U
2,4-Dinitrophenol	10 (1 TS)	40 U	20 U	20 U
2,4-Dinitrotoluene	5	4.0 U	2.0 U	2.0 U
2,6-Dinitrotoluene	5	4.0 U	2.0 U	2.0 U
2-Chloronaphthalene	NS (10)	20 U	10 U	10 U
2-Chlorophenol	NS	20 U	10 U	10 U
2-Methylnaphthalene	NS	4.5 J	6.5 J	10 U
2-Methylphenol	NS	20 U	10 U	10 U
2-Nitroaniline	5	20 U	10 U	10 U
2-Nitrophenol	NS	20 U	10 U	10 U
3,3'-Dichlorobenzidine	5	20 U	10 U	10 U
3-Nitroaniline	5	20 U	10 U	10 U
4,6-Dinitro-2-methylphenol	NS	40 U	20 U	20 U
4-Bromophenyl phenyl ether	NS	20 U	10 U	10 U
4-Chloro-3-methylphenol	NS	20 U	10 U	10 U
4-Chloroaniline	5	20 U	10 U	10 U
4-Chlorophenyl phenyl ether	NS	20 U	10 U	10 U
4-Methylphenol	NS	20 U	10 U	10 U
4-Nitroaniline	5	20 U	10 U	10 U
4-Nitrophenol	NS	40 U	20 U	20 U
Acenaphthene	NS (20)	20 U	10 U	10 U
Acenaphthylene	NS	20 U	10 U	10 U
Acetophenone	NS	20 U	10 U	10 U
Anthracene	50	20 U	10 U	10 U
Atrazine	7.5	4.0 U	2.0 U	2.0 U
Benzaldehyde	NS	20 U	10 U	10 U
Benzo[a]anthracene	0.002	2.0 U	1.0 U	1.0 U
Benzo[a]pyrene	ND	2.0 U	1.0 U	1.0 U
Benzo[b]fluoranthene	0.002	2.0 U	1.0 U	1.0 U
Benzo[g,h,i]perylene	NS	20 U	10 U	10 U
Benzo[k]fluoranthene	0.002	2.0 U	1.0 U	1.0 U
Bis(2-chloroethoxy)methane	5	20 U	10 U	10 U
Bis(2-chloroethyl)ether	1	2.0 U	1.0 U	1.0 U
Bis(2-ethylhexyl) phthalate	5	**6.7**	2.2	2.0 U
Butyl benzyl phthalate	50	20 U	10 U	10 U
Caprolactam	NS	20 U	10 U	10 U
Carbazole	NS	20 U	10 U	10 U
Chrysene	0.002	4.0 U	2.0 U	2.0 U
Dibenz(a,h)anthracene	NS	2.0 U	1.0 U	1.0 U
Dibenzofuran	NS	20 U	10 U	10 U
Diethyl phthalate	50	20 U	10 U	10 U
Dimethyl phthalate	50	20 U	10 U	10 U
Di-n-butyl phthalate	50	20 U	10 U	10 U
Di-n-octyl phthalate	50	20 U	10 U	10 U
Diphenyl	5	20 U	10 U	10 U
Fluoranthene	50	20 U	10 U	10 U
Fluorene	50	20 U	0.83 J	10 U
Hexachlorobenzene	0.04	2.0 U	1.0 U	1.0 U
Hexachlorobutadiene	0.5	2.0 U	1.0 U	1.0 U
Hexachlorocyclopentadiene	5	20 U	10 U	10 U
Hexachloroethane	5	2.0 U	1.0 U	1.0 U
Indeno[1,2,3-cd]pyrene	0.002	2.0 U	1.0 U	1.0 U
Isophorone	50	20 U	10 U	10 U
Naphthalene	NS (10)	2.5 J	3.3 J	10 U
Nitrobenzene	0.4	2.0 U	1.0 U	1.0 U
N-Nitrosodi-n-propylamine	NS	2.0 U	1.0 U	1.0 U
N-Nitrosodiphenylamine	50	20 U	10 U	10 U
Pentachlorophenol	NS (1 TS)	40 U	20 U	20 U
Phenanthrene	50	20 U	1.1 J	10 U
Phenol	NS (1 TS)	20 U	10 U	10 U
Pyrene	50	20 U *	10 U *	10 U *
Total Conc	NS	13.7	13.93	0.0

Table 1C
Kings Plaza
Brooklyn, NY

Dewatering Pilot Test Analytical Results

Metals

Client ID Lab Sample ID Date Sampled Dilution µg/L	NYSDEC Class GA Ambient Standard (Aesthetic Standard) µg/L	DW-INF 460-127124-1 01/20/2017 1/5 †	DW-PPF 460-127124-2 01/20/2017 1/5 †	DW-PCF 460-127124-3 01/20/2017 1
Aluminum	**NS**	851	500	200 U
Antimony	**3**	**11.2**	**6.8 J**	10.0 U
Arsenic	**25**	9.1	5.2	5.0 U
Barium	**1,000**	259	219	8.9 J
Beryllium	**3**	2.0 U	2.0 U	2.0 U
Cadmium	**5**	2.6 J	1.9 J	5.0 U
Calcium	**NS**	241,000	201,000	5,540
Chromium	**50**	8.6 J	5.1 J	10.0 U
Chromium (hexavalent)	**50**	10.0 U	10.0 U	10.0 U
Cobalt	**NS**	50.0 U	50.0 U	50.0 U
Copper	**200**	34.2	31.6	25.0 U
Iron	**NS (300)**	8,870	10,400	419
Lead	**25**	16.1	5.4	5.0 U
Magnesium	**35,000**	**40,600**	34,000	2,920 J
Manganese	**NS (300)**	610	542	140
Mercury	**0.7**	0.20 U	0.20 U	0.20 U
Nickel	**100**	8.6 J	6.9 J	40.0 U
Potassium	**NS**	44,600	36,700	3,120 J
Selenium	**10**	25.0 U	5.0 U	5.0 U
Silver	**50**	10.0 U	10.0 U	10.0 U
Sodium	**20,000**	**915,000**	**782,000**	**67,100**
Thallium	**0.5**	**9.4 J**	**9.0 J**	10.0 U
Vanadium	**NS**	8.3 J	50.0 U	50.0 U
Zinc	**2,000 (5,000)**	267	285	46.3

† Dilution factor varies

Table 1D
Kings Plaza
Brooklyn, NY

Dewatering Pilot Test Analytical Results

Polychlorinated Biphenyls

Client ID Lab Sample ID Date Sampled µg/L	NYSDEC Class GA Ambient Standard (Aesthetic Standard) µg/L	DW-INF 460-127124-1 01/20/2017	DW-PPF 460-127124-2 01/20/2017	DW-PCF 460-127124-3 01/20/2017
PCB-1016	**NS**	0.051 U	0.051 U	0.051 U
PCB-1221	**NS**	0.051 U	0.051 U	0.051 U
PCB-1232	**NS**	0.051 U	0.051 U	0.051 U
PCB-1242	**NS**	0.051 U	0.051 U	0.051 U
PCB-1248	**NS**	0.051 U	0.051 U	0.051 U
PCB-1254	**NS**	0.051 U	0.051 U	0.051 U
PCB-1260	**NS**	0.051 U	0.051 U	0.051 U
Polychlorinated biphenyls, Total	**0.09**	0.051 U	0.051 U	0.051 U

Table 1E
Kings Plaza
Brooklyn, NY

Dewatering Pilot Test Analytical Results

Wet Chemistry

Client ID Lab Sample ID Date Sampled Dilution	NYSDEC Class GA Ambient Standard (Aesthetic Standard) mg/L	DW-INF 460-127124-1 01/20/2017 1/40 †	DW-PPF 460-127124-2 01/20/2017 1/40 †	DW-PCF 460-127124-3 01/20/2017 1
Carbonaceous Biochemical Oxygen Demand 5 - mg/L	**NS**	4.3 H	1.5 U	1.5 U
Chloride - mg/L	**250**	**1,660**	**1,660**	79.5
Ignitability - degrees F	**NS**	>160	>160	>160
Nitrate as N - mg/L	**10**	0.10 U	0.023 J	0.38
Nitrate Nitrite as N - mg/L	**NS**	0.017 J	0.048 J	0.38
Nitrogen, Total - mg/L	**NS**	3.2	2.6	0.38
pH - NU	**NS**	7.5 HF	7.6 HF	6.4 HF
Phenols, Total - mg/L	**NS**	0.50 U	0.050 U	0.087
SGT-HEM - mg/L	**NS**	5.6	4.1 J	2.1 J
Total Kjeldahl Nitrogen - mg/L	**NS**	3.2	2.6	0.20 U
Total Solids - mg/L	**NS**	3,690	3,620	215
Total Suspended Solids - mg/L	**NS**	341	68.0	1.0 U

† *Dilution factor varies*

Tables 1A-1E
Kings Plaza
Brooklyn, NY

Dewatering Pilot Test Analytical Results

Notes

GENERAL

NS : No standard.

ND : The sample was not detected above the laboratory reporting limit.

U : The analyte was not detected at the indicated concentration.

J : The concentration given is an estimated value.

TS : Value represents a sum total standard.

HF : Field parameter with a holding time of 15 minutes. Test performed by laboratory at client's request.

GROUNDWATER

NYSDEC Class GA Ambient Standard : New York State Department of Environmental Conservation Technical and Operational Guidance Series (1.1.1): Class GA Ambient Water Quality Standards and Guidance Values. Class GA aesthetic values marked in parenthesis.

µg/L : micrograms per Liter = parts per billion (ppb)

mg/L : milligrams per Liter = parts per million (ppm)

Exceedances of NYSDEC Class GA Ambient Standards are highlighted in bold font.
Exceedances of NYSDEC Class GA Aesthetic Standards are highlighted in gray.

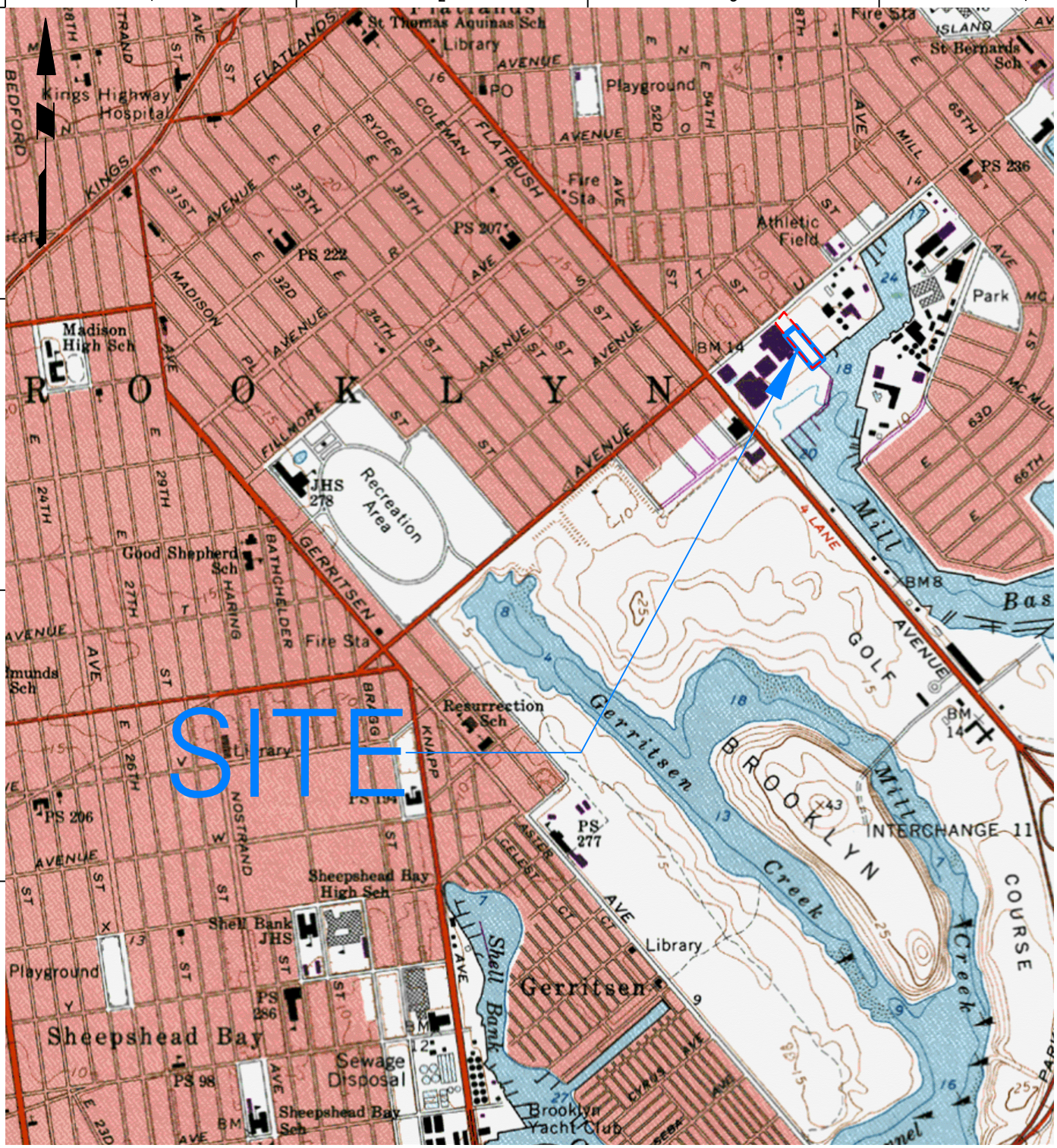

WARNING: IT IS A VIOLATION OF THE NYS EDUCATION LAW ARTICLE 145 FOR ANY PERSON, UNLESS HE IS ACTING UNDER THE DIRECTION OF A LICENSED PROFESSIONAL ENGINEER, TO ALTER THIS ITEM IN ANY WAY.

LEGEND

- VCP SITE BOUNDARY
- APPROXIMATE EXTENT OF OPERABLE UNIT OU–1

LANGAN

21 Penn Plaza, 360 West 31st Street, 8th Floor
New York, NY 10001
T: 212.479.5400 F: 212.479.5444 www.langan.com

Langan Engineering, Environmental, Surveying and Landscape Architecture, D.P.C.
Langan Engineering and Environmental Services, Inc.
Langan International LLC
Collectively known as Langan

Project: KINGS PLAZA

BLOCK No. 8470, LOT Nos. 50, 55, and 114

BROOKLYN NEW YORK

Drawing Title: VCP SITE LOCATION MAP

Project No. 140080104	Figure No. 1
Date 01/30/2015	
Scale NTS	
Drawn By HHG	
Submission Date 07/18/2016	Sheet 1 of 5

© 2013 Langan

Filename: \\langan.com\data\NYC\data1\140080101\Cadd Data - 140080101\OU-1-RIR\Updated RAWP Figures\Figure 1 - Site Location Map.dwg Date: 7/15/2016 Time: 15:26 User: dgranucci Style Table: Langan.stb Layout: ANSIA-BP (1)

2 SHEETS IN SET-SHEET-2

CITY OF NEW YORK BOROUGH OF BROOKLYN

OFFICE OF THE PRESIDENT

BUREAU OF SEWERS

CHANGE OF PLAN

MAP B B

SHOWING LOCATION, SIZES AND GRADES OF SEWERS IN

THE DISTRICT BOUNDED APPROXIMATELY BY AVENUE U, FLATBUSH AVE, MILL BASIN, JAMAICA BAY, ROCKAWAY INLET AND PUBLIC PARK.

ONE OF THREE SIMILAR MAPS OR PLANS PREPARED BY THE PRESIDENT OF THE BOROUGH OF BROOKLYN UNDER AUTHORITY OF CHAPTER 466 LAWS OF 1801

DATED: JUNE 14, 1935

SCALE: 1 INCH = 200 FT.

APPROVED BY THE BOARD OF ESTIMATE AND APPORTIONMENT Nov. 15, 1935

SECRETARY OF THE BOARD OF ESTIMATE AND APPORTIONMENT

8590F DATED NEW YORK Jan. 6, 1936

CHIEF ENGINEER OF HIGHWAYS AND SEWERS, BOROUGH OF BROOKLYN

COMMISSIONER OF PUBLIC WORKS, BOROUGH OF BROOKLYN

PRESIDENT OF THE BOROUGH OF BROOKLYN

CONSULTING ENGINEER, BOROUGH OF BROOKLYN

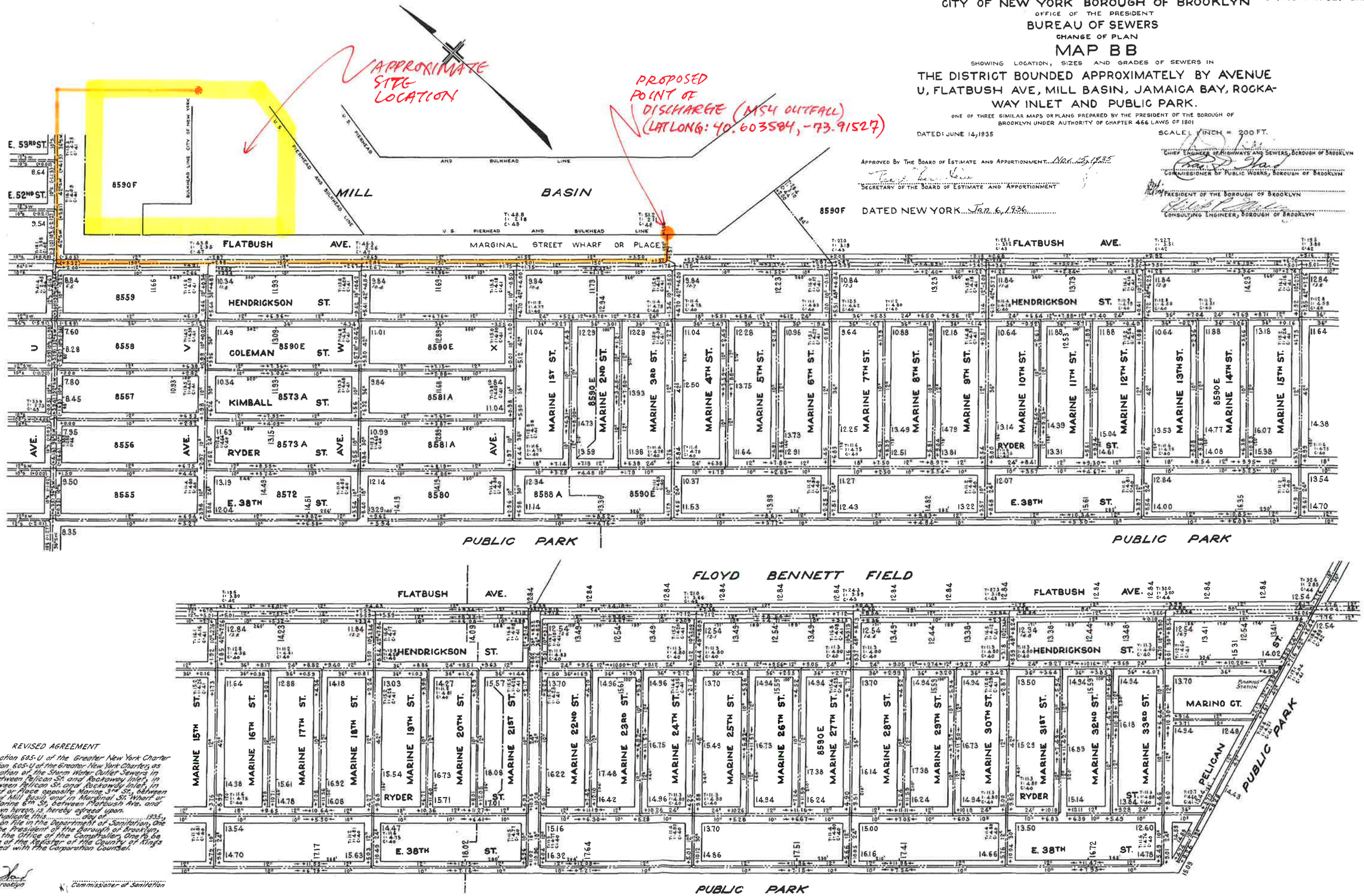

REVISED AGREEMENT

Pursuant to Section 605-U of the Greater New York Charter Pursuant to Section 605-U of the Greater New York Charter, as amended, the Location of the Storm Water Outlet Sewers in Flatbush Ave., between Pelican St. and Rockaway Inlet, in Hassock St., between Pelican St. and Rockaway Inlet, in Marginal St. Wharf or Place opposite Marine 3rd St., between Flatbush Ave. and Mill Basin, and in Marginal St. Wharf or Place opposite Marine 6th St., between Flatbush Ave. and Mill Basin, as shown hereon, is hereby agreed upon.

Executed in quintuplicate, this ..... day of ..... 1935, One Copy to remain on File in the Department of Sanitation, One to be Filed with the President of the Borough of Brooklyn, One to be Filed in the Office of the Comptroller, One to be Filed in the Office of the Register of the County of Kings and One to be Filed with the Corporation Counsel.

President, Borough of Brooklyn

Commissioner of Sanitation

DRAWN BY I. I. SEKIKI
CHECKED BY: H. HILLS

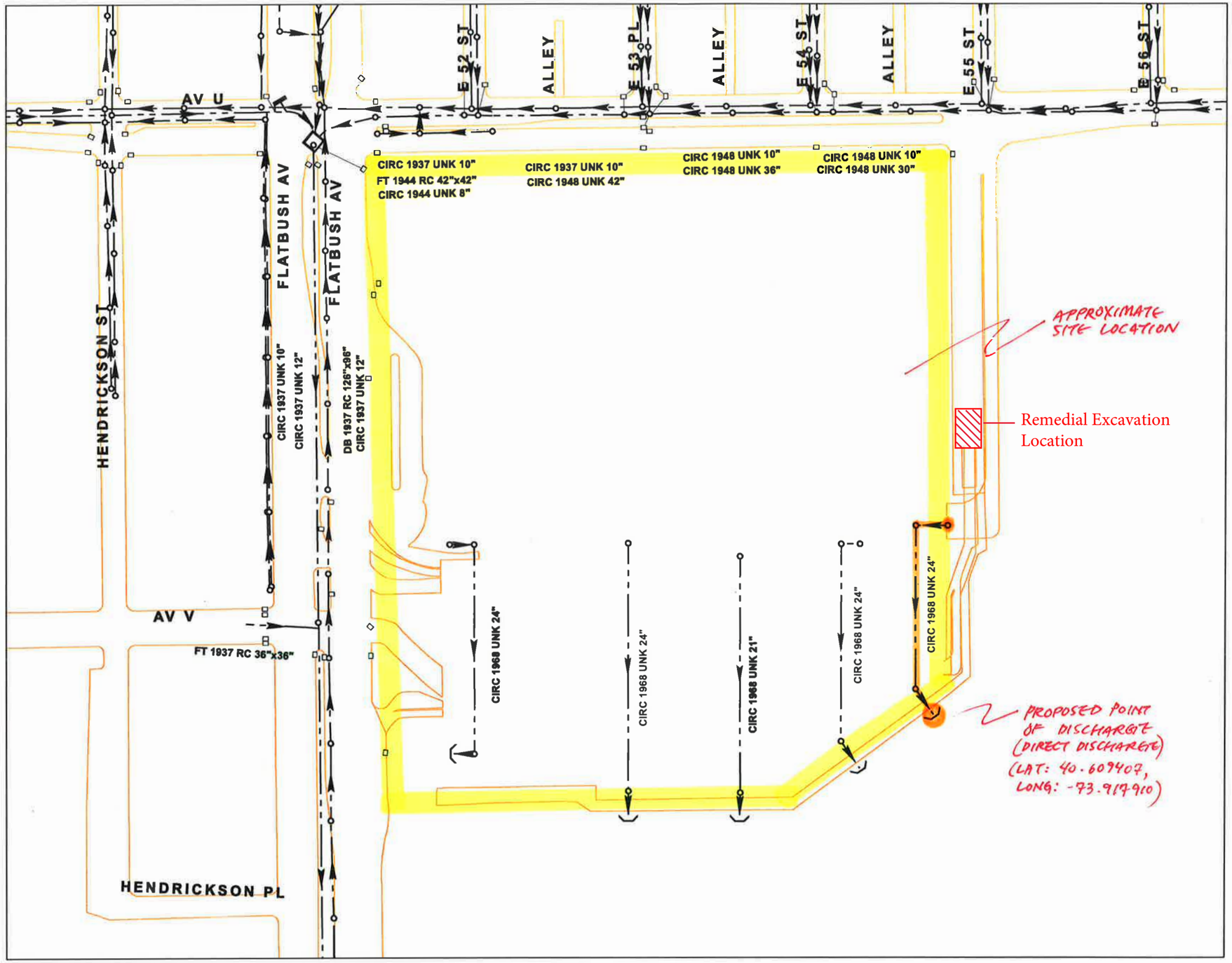

LEGEND:

NYC DEP

- Sanitary Sewer
- Storm Sewer
- Combined Sewer
- Combined Sewer Overflow
- Relief Storm Sewer
- Relief Combined Sewer
- Highway Drain
- Intercepting Sewer
- Intercepting Collector
- Branch Intercepting
- Intercepting Force Main
- Force Main
- Emergency Construction Sewer
- Catch Basin Connector
- Unknown Sewer
- Manhole
- Catch Basin
- Chamber
- Weir Chamber
- Regulator
- Tide Gate
- Outfall
- Headwall
- Culvert
- Bulkhead
- Pumping Station

NYS DOT

- Sewer
- Trough
- Catch Basin\Scupper Connector
- Temporary Connection and Plumber's Drain
- Manhole
- Catch Basin
- Chamber
- Outfall
- Headwall
- Culvert
- Bulkhead
- Pumping Station

Sewer Shape	Abbreviation
Double Circular	DCIR
Egg	EGG
Elliptical	ELP
Vertical Elliptical	VELP
Horizontal Elliptical	HELP
Box	BOX
Double Barrel	DB
Triple Barrel	TB
Quadruple Barrel	QB
Circular Barrel	CIRB
Oval	OVL
Flat Top	FT
Double Flat Top	DFT
Tunnel	TUN
Double Tunnel	DTUN
Circular Pipe	CIRC
Arch	ARCH
Irregular	IRRG
Unknown	UNK

Sewer Ownership	Abbreviation
Private	Pvt
Temporary Connection	TC
Plumber's Drain	PID
Triborough Bridge & Tunnel Authority	TBTA
Work Progress Administration	WPA

PIPE ANNOTATION
Pipe shown as shape, year of installation, material and pipe diameter.
Example; CIRC 1945 VCP 24"
Pipes with a second or height dimension will be displayed with the height dimension, in inches, directly after the diameter
Example BOX 1955 CIP 48" x 32"

RESPECTIVE BOROUGH HIGHWAY AND SEWER DATUMS
(ABOVE MEAN SEA LEVEL AT SANDY HOOK, NEW JERSEY)

BOROUGH	SEWER DATUM	HIGHWAY DATUM
BRONX	2.608 FEET	2.608 FEET
BROOKLYN	1.720 FEET	2.560 FEET
MANHATTAN	2.750 FEET	2.750 FEET
QUEENS	2.725 FEET	2.725 FEET
STATEN ISLAND	3.192 FEET	3.192 FEET

MANHOLE RIM AND INVERT ELEVATIONS,
WHERE AVAILABLE, ARE DISPLAYED BY COLOR

25 67 = Manhole Rim elevation

25 67 = Manhole Invert elevation

Sewer Mapping

NYC Department of Environmental Protection
Bureau of Water and Sewer Operations
59-17 Junction Boulevard, 3rd Floor
Corona, NY 11373-5108

Map Print Date: 2/21/2017

50 25 0 50 100 150 200 250 300
Feet

Sewer Material	Abbreviation														
Brick	BRK	*Concrete Pipe*	CRTP	*Reinforced Concrete Culvert Pipe*	RCCP	*Wood*	WD	*Steel*	STL	*Liner Plate*	LRPL	*Block*	BLK
Reinforced Concrete Brick	RC/BR	*Reinforced Concrete*	RC	*Corrugated Metal Pipe*	CMP	*Wood Pipe*	WDP	*Steel Pipe*	STLP	*Reinforced Concrete Liner Plate*	RC LRPL	*Tile*	TILE
Cement Pipe	CMTP	*Reinforced Concrete Pipe*	RCP	*High Density Polyethylene Pipe*	HDPEP	*Clay Pipe*	CP	*Cast Iron*	CI	*Steel Liner Plate*	STL LRPL	*Stone*	STON
Asbestos Cement Pipe	ASBCMTP	*Precast Reinforced Concrete*	PRC	*Corrugated High Density Polyethylene Pipe*	CHDPEP	*Vitrified Clay Pipe*	VCP	*Cast Iron Pipe*	CIP	*Cast Iron Liner Plate*	CI LRPL	*Fiberglass*	FBGL
Concrete	CRT	*Precast Reinforced Concrete Pipe*	PRCP	*Polyvinyl Chloride Pipe*	PVCP	*Extra Strength Vitrified Clay Pipe*	ESVP	*Ductile Iron Pipe*	DIP	*Ductile Liner Plate*	DI LRPL	*Unknown*	UNK

This map is intended to be a schematic representation of the sewer system ONLY, and is not warranted to be accurate for construction and/or surveying purposes and is based on the best information available.

All warranties, UCC and otherwise, express or implied, including, warranties as to accuracy of data shown hereon and merchantability and fitness for a particular purpose are expressly disclaimed. All incidental, consequential or special damages arising out of or in connection with the use or performance of the data shown on the map are expressly disclaimed. Map is not for public dissemination and is agreed by recipient not to be copied.
Map and data contained herein, are expressly owned by the NYC Department of Environmental Protection. Recipient also agrees to destroy both paper and electronic copies of this map upon completion of project

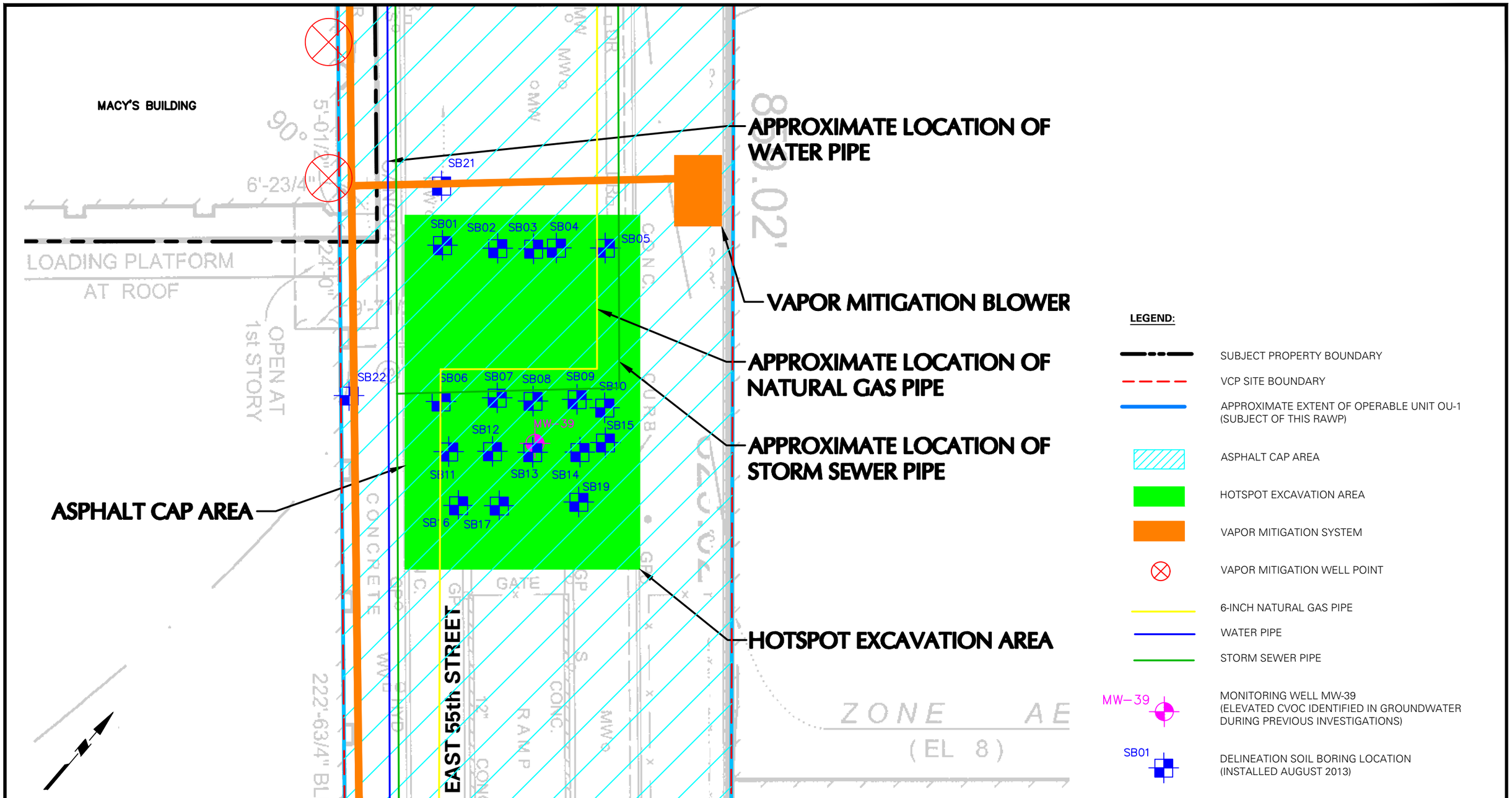

NOTES:

1. BASEMAP INFORMATION FROM ALTA/ASCM LAND TITLE SURVEY BY BARTLETT, LUDLAM & DILL ASSOCIATES DATED MAY 5, 2011.

20 0 5 10 20
SCALE IN FEET

WARNING: IT IS A VIOLATION OF THE NYS EDUCATION LAW ARTICLE 145 FOR ANY PERSON, UNLESS HE IS ACTING UNDER THE DIRECTION OF A LICENSED PROFESSIONAL ENGINEER, TO ALTER THIS ITEM IN ANY WAY.

LANGAN
21 Penn Plaza, 360 West 31st Street, 8th Floor
New York, NY 10001
T: 212.479.5400 F: 212.479.5444 www.langan.com
Langan Engineering, Environmental, Surveying and Landscape Architecture, D.P.C.
Langan Engineering and Environmental Services, Inc.
Langan International LLC
Collectively known as Langan

Project	Drawing Title	Project No. 140080104	Drawing No.
KINGS PLAZA BLOCK No. 8470, LOT Nos. 50, 55, and 114 BROOKLYN NEW YORK	HOTSPOT EXCAVATION PLAN	Date 12/1/2015 Scale 1" = 20' Drawn By KTZ Submission Date 07/18/2016	4B Sheet 4 of 5

© 2013 Langan

Filename: \\langan.com\data\NYC\data1\140080101\Cadd Data - 140080101\OU-1-RAWP\Figure 4A - Engineering Controls and Hotspot Remediation.dwg Date: 7/15/2016 Time: 15:16 User: dgranucci Style Table: Langan.stb Layout: Figure 4B

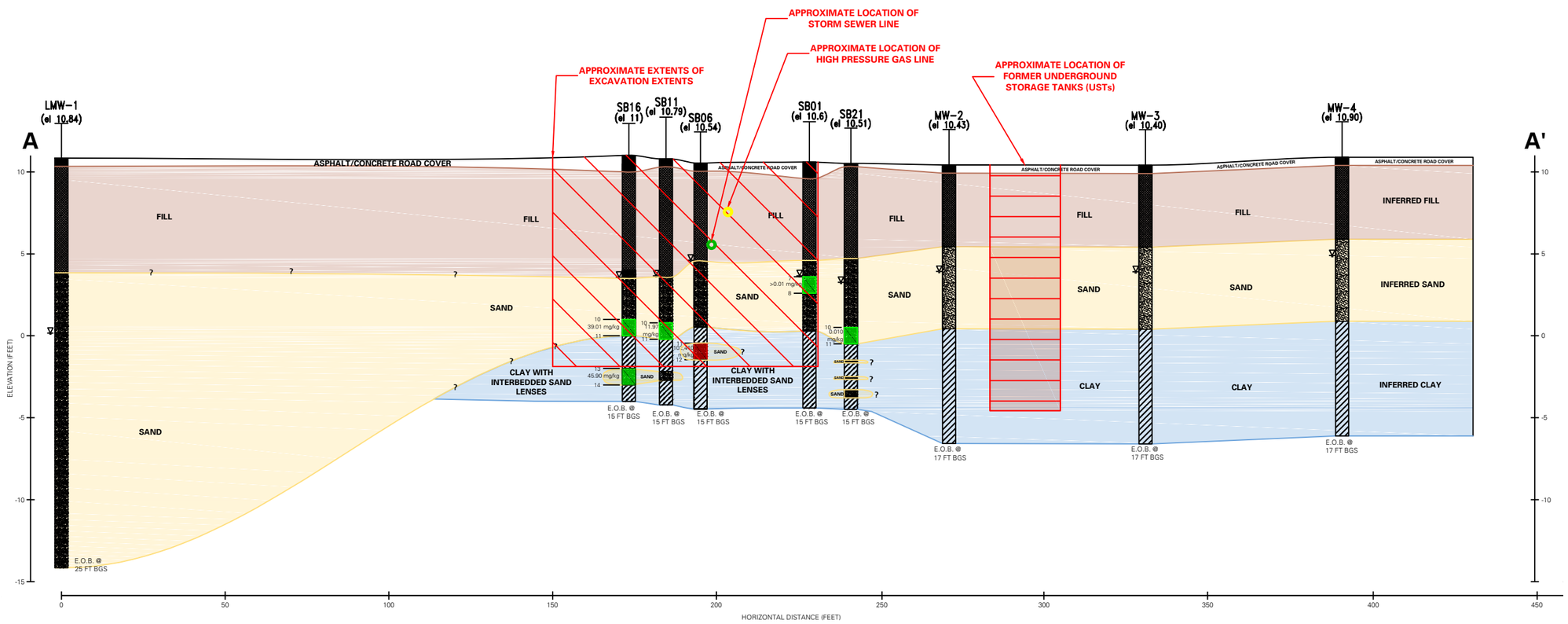

SECTION A - A'

SCALE = AS NOTED

KEY PLAN:

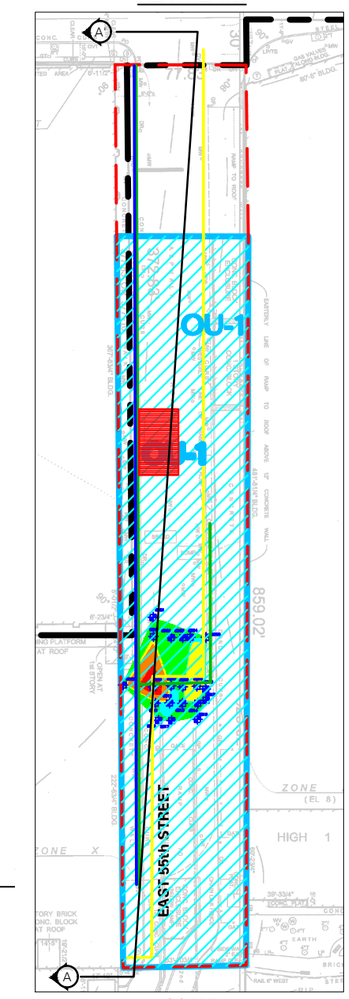

SCALE
1" = 50'

LEGEND:

- # — TOP OF SOIL SAMPLING INTERVAL
- # mg/kg — TOTAL CVOC CONCENTRATION IN SOIL
- # — BOTTOM OF SOIL SAMPLING INTERVAL
- ? — INFERRED CONTACT BETWEEN LITHOLOGIC UNITS
- APPROXIMATE LOCATION OF FORMER UNDERGROUND STORAGE TANKS (USTs)
- ASPHALT/CONCRETE ROAD COVER
- FILL
- SAND
- CLAY WITH INTERBEDDED SAND LENSES

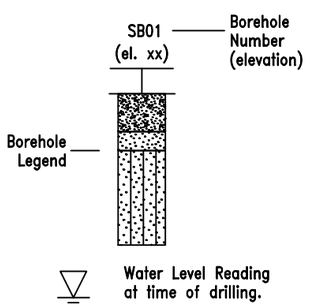

NOTES:

1. mg/kg = MILLIGRAMS PER KILOGRAM
2. E.O.B. = END OF BORING
3. FT BGS = FEET BELOW GRADE SURFACE
4. CVOC = CHLORINATED VOLATILE ORGANIC COMPOUNDS
5. ELEVATION (EL.) ARE WITH RESPECT TO THE NORTH AMERICAN VERTICAL DATUM of 1988 (NAVD88).

CVOC Isoconcentration Legend

Concentration Interval (µg/L)	Color Key
0 - 100	
100 - 1,000	
1000 - 10,000	
10,000 - 50,000	
50,000 - 100,000	
100,000 - 150,000	

LANGAN
21 Penn Plaza, 360 West 31st Street, 8th Floor
New York, NY 10001
T: 212.479.5400 F: 212.479.5444 www.langan.com
Langan Engineering, Environmental, Surveying and Landscape Architecture, D.P.C.
Langan Engineering and Environmental Services, Inc.
Langan International LLC
Collectively known as Langan

Project: KINGS PLAZA
BLOCK No. 8470, LOT Nos. 50, 55, and 114
BROOKLYN NEW YORK

Drawing Title: CROSS SECTION A-A'

Project No. 140080104
Date 01/30/2015
Scale AS NOTED
Drawn By HHG
Submission Date 07/18/2016

Drawing No. 5A
Sheet 5A of 5

© 2013 Langan

Filename: \\langan.com\data\NYC\data1\140080101\Cadd Data - 140080101\OU-1-RIR\Updated RAWP Figures\Figure 4 - Cross Sections.dwg Date: 7/15/2016 Time: 15:39 User: dgranucci Style Table: Langan.stb Layout: A-A'

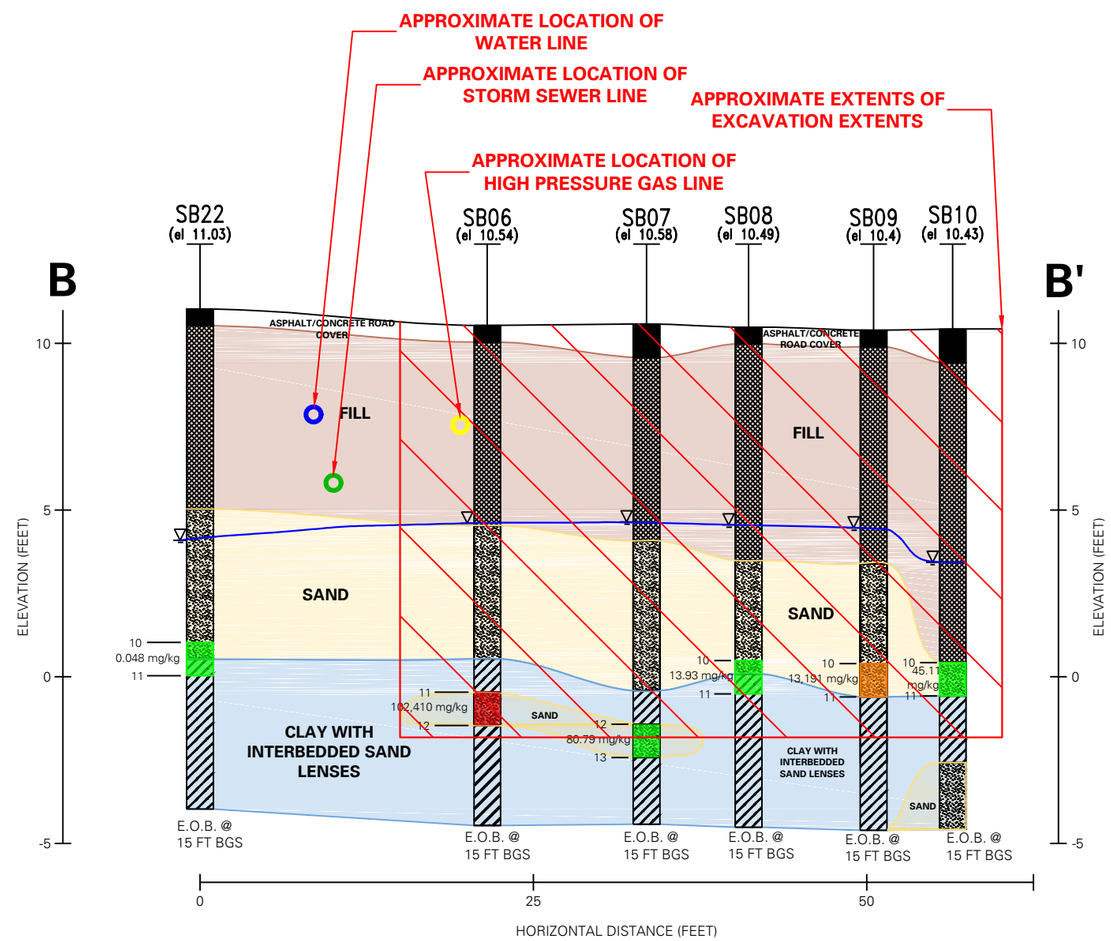

SECTION B - B'

SCALE = AS NOTED

KEY PLAN:

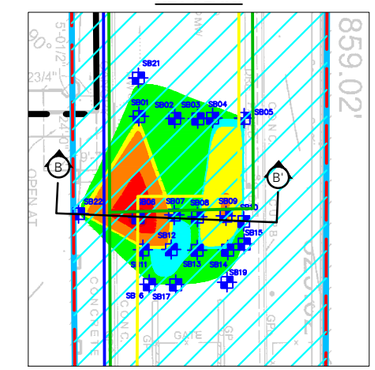

SCALE
1" = 50'

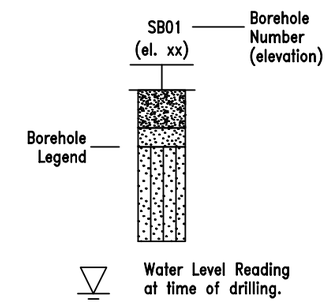

LEGEND:

- # — TOP OF SOIL SAMPLING INTERVAL
- # mg/kg TOTAL CVOC CONCENTRATION IN SOIL
- # — BOTTOM OF SOIL SAMPLING INTERVAL
- ? INFERRED CONTACT BETWEEN LITHOLOGIC UNITS

- ASPHALT/CONCRETE ROAD COVER
- FILL
- SAND
- CLAY WITH INTERBEDDED SAND LENSES

CVOC Isoconcentration Legend	
Concentration Interval (µg/L)	Color Key
0 - 100	
100 - 1,000	
1000 - 10,000	
10,000 - 50,000	
50,000 - 100,000	
100,000 - 150,000	

NOTES:

1. mg/kg = MILLIGRAMS PER KILOGRAM
2. E.O.B. = END OF BORING
3. FT BGS = FEET BELOW GRADE SURFACE
4. CVOC = CHLORINATED VOLATILE ORGANIC COMPOUNDS
5. ELEVATION (EL.) ARE WITH RESPECT TO THE NORTH AMERICAN VERTICAL DATUM of 1988 (NAVD88).

LANGAN
21 Penn Plaza, 360 West 31st Street, 8th Floor
New York, NY 10001
T: 212.479.5400 F: 212.479.5444 www.langan.com
Langan Engineering, Environmental, Surveying and Landscape Architecture, D.P.C.
Langan Engineering and Environmental Services, Inc.
Langan International LLC
Collectively known as Langan

Project: KINGS PLAZA
BLOCK No. 8470, LOT Nos. 50, 55, and 114
BROOKLYN NEW YORK

Drawing Title: CROSS SECTION B-B'

Project No. 140080104
Date 01/30/2015
Scale AS NOTED
Drawn By AT
Submission Date 07/18/2016

Drawing No. 5B
Sheet 5B of 5

© 2013 Langan

Filename: \\langan.com\data\NYC\data1\140080101\Cadd Data - 140080101\OU-1-RIR\Updated RAWP Figures\Figure 4 - Cross Sections.dwg Date: 7/15/2016 Time: 15:40 User: dgranucci Style Table: Langan.stb Layout: B-B'

AKRF, Inc.
Environmental, Planning, and Engineering Consultants
440 Park Avenue South
7th Floor
New York, NY 10016
tel: 212 696-0670
fax: 212 213-3191
www.akrf.com

February 17, 2017

Ioana Munteanu-Ramnic
Division of Environmental Remediation
NYSDEC Hazardous Waste Remediation
47-40 21st St., First Fl.
Long Island City, NY 11101

Re: Dewatering and Discharge Permit Equivalency
Kings Plaza Shopping Center
5100 Kings Plaza, Brooklyn, NY 11234
(Block 8470, Lot 55)
NYSDEC VCP# V00323

Dear Ms. Munteanu-Ramnic:

AKRF, Inc. (AKRF) has been contracted by AWT Environmental Services of Sayreville, NJ (AWT) to facilitate sewer and discharge approvals for proposed construction dewatering at the above project site. The project site is currently enrolled in the New York State Department of Environmental Conservation (NYSDEC) Voluntary Cleanup Program (VCP), Site # V00323. Construction dewatering of groundwater is expected to be required to facilitate remedial excavation work to satisfy the VCP requirements. Groundwater is expected to be treated using three influent tanks for primary solid settlement, duplex bag filters, and two carbon filters prior to discharge.

In response to your request for additional information, we are providing the following responses:

1) **Discharge rate (i.e. treatment system design capacity)**

We are currently expecting a total discharge rate of approximately 10,000 gallons per day (gpd), not to exceed a maximum instantaneous flow rate of 25 gallons per minute (gpm). A description of the receiving stream is provided in response number 3.

2) **A brief description with flow diagram for the proposed treatment system**

Groundwater is expected to be treated using the following elements, in series: three influent tanks for primary solid settlement, duplex bag filters, and two carbon filters, prior to discharge. A flow diagram is presented as Attachment A.

3) **A description of the receiving stream, including an accurate USGS map showing the stream and discharge location. When available, provide latitude and longitude of discharge point**

The discharge outfall location will be established and communicated to NYSDEC under separate cover. The site is located in an area of separate sewer systems connecting to a municipal separate storm sewer system outfall (MS4). All dewatering system effluent liquid will be sampled and monitored in accordance with NYSDEC requirements.

4) **Available wastewater monitoring data in tabular format**

Analytical data tables are provided as Attachment B. On January 20, 2017, AWT conducted a dewatering pilot test, consisting of pumping groundwater from on-site monitoring wells through a pilot scale treatment system consisting of a settling tank, particulate filter, and a granular activated carbon filter. Dewatering was conducted at monitoring well MW-39. Test results indicate that construction dewatering can be conducted at an approximate flow rate of 10 gpm. Following treatment, water from the pilot test was containerized in 55-gallon drums for waste characterization and off-site disposal.

During the pilot test, AKRF collected a sample of the dewatering fluids from the pilot scale treatment system influent port (prior to filtration), post-particulate filter port (following particulate treatment), and at the effluent port (following GAC treatment). All samples were analyzed for New York City Department of Environmental Protection (NYCDEP) dewatering permit parameters. The groundwater samples were analyzed by TestAmerica, Inc. of Edison, New Jersey, a New York State Department of Health (NYSDOH) Environmental Laboratory Approval Program (ELAP)-certified analytical laboratory.

The treatment system influent sample contained the following volatile organic compounds (VOCs): tetrachloroethylene (PCE), PCE-breakdown compounds (including trichloroethylene, cis- and trans-1,2-dicholoethylene, and vinyl chloride), and the petroleum-related compounds benzene and toluene. SVOCs (2-methylnaphthalene, bis (2-ethylhexyl) phthalate, and naphthalene) and various metals, including lead and zinc, were also detected in the influent sample. VOCs, SVOCs, and metals concentrations in the post-particulate filter samples remained comparable to the influent concentrations. None of the VOCs or SVOCs detected in the influent and post-particulate filter samples were detected in the effluent (post-GAC) sample. Metals were detected in the effluent sample (post-GAC) at lower concentrations compared to the influent and intermediate samples. Acetone was also detected in the effluent sample at a concentration of 51 micrograms per liter (µg/L). However, as acetone is a common laboratory contaminant and was not detected in either of the remaining samples, it is likely that the detection in the effluent sample is not representative of dewatering treatment system effluent water quality.

5) **The proposed first day of discharge**

The proposed first day of discharge is April 17, 2017.

6) **Proposed duration of discharge**

The proposed duration of discharge is approximately one month.

7) **State whether it is a potentially responsible party, federal superfund, state superfund, or Brownfields site**

The Site is a New York State Voluntary Cleanup Program (VCP) site, VCP ID: V00323.

8) **The name and telephone number of the responsible DER project manager to contact if we have questions**

The Site project manager is Ioana Munteanu-Ramnic (phone number: (718) 482-4065).

9) **The DER Site number**

The Site is a New York State Voluntary Cleanup Program (VCP) site, VCP ID: V00323.

10) **The DER contact/address where compliance monitoring data is to be sent.**

Ioana Munteanu-Ramnic, P.E.
NYSDEC Hazardous Waste Remediation
47-40 21st St., First Fl.
LIC, NY 11101

11) **For discharges that will have iron in excess of 0.3 mg/l:**

a. provide monitoring data for iron from both filtered and unfiltered samples.

b. If the discharge is to groundwater please provide monitoring data for iron from both filtered and unfiltered samples from monitoring wells not influenced by site contamination.

Based on a review of the monitoring data, dewatering fluids discharged on the effluent side of the pilot scale groundwater treatment system as represented by sample DW-PCF in Attachment B, contains iron at a concentration of 0.419 mg/L. Though this is slightly greater than the 0.3 mg/L threshold value, the pilot treatment system included only a single pilot scale settling tank and particulate filter, whereas the proposed full scale construction dewatering treatment system will comprise one 18,000-gallon and two 21,000-gallon settling tanks operated in series, followed by duplex particulate bag filters, and two 1,000-pound GAC filters operated in series, while pumping water at a relatively slow flow rate of approximately 15 gpm. As such, we do not anticipate that actual construction dewatering fluids generated during the construction activities will contain iron in excess of 0.3mg/L. Notwithstanding, dewatering procedures will include routine water sampling and reporting in accordance with NYSDEC requirements set forth as part of a permit equivalency approval.

Based on these conclusions, we are requesting a preliminary State Pollutant Discharge Elimination System (SPDES) Permit equivalency through the New York State Division of Water (DOW) to facilitate the receipt of the NYCDEP dewatering permit.

Following NYSDEC review and approval, a sewer discharge permit for the dewatering activities would be sought from the NYCDEP for discharging to an MS4 outfall.

Please do not hesitate to contact me at (646) 388-9532 if you have any questions or require additional information.

Sincerely,
AKRF, Inc.

Eric Park
Technical Director

ATTACHMENT A

GROUNDWATER TREATMENT SYSYEM FLOW DIAGRAM

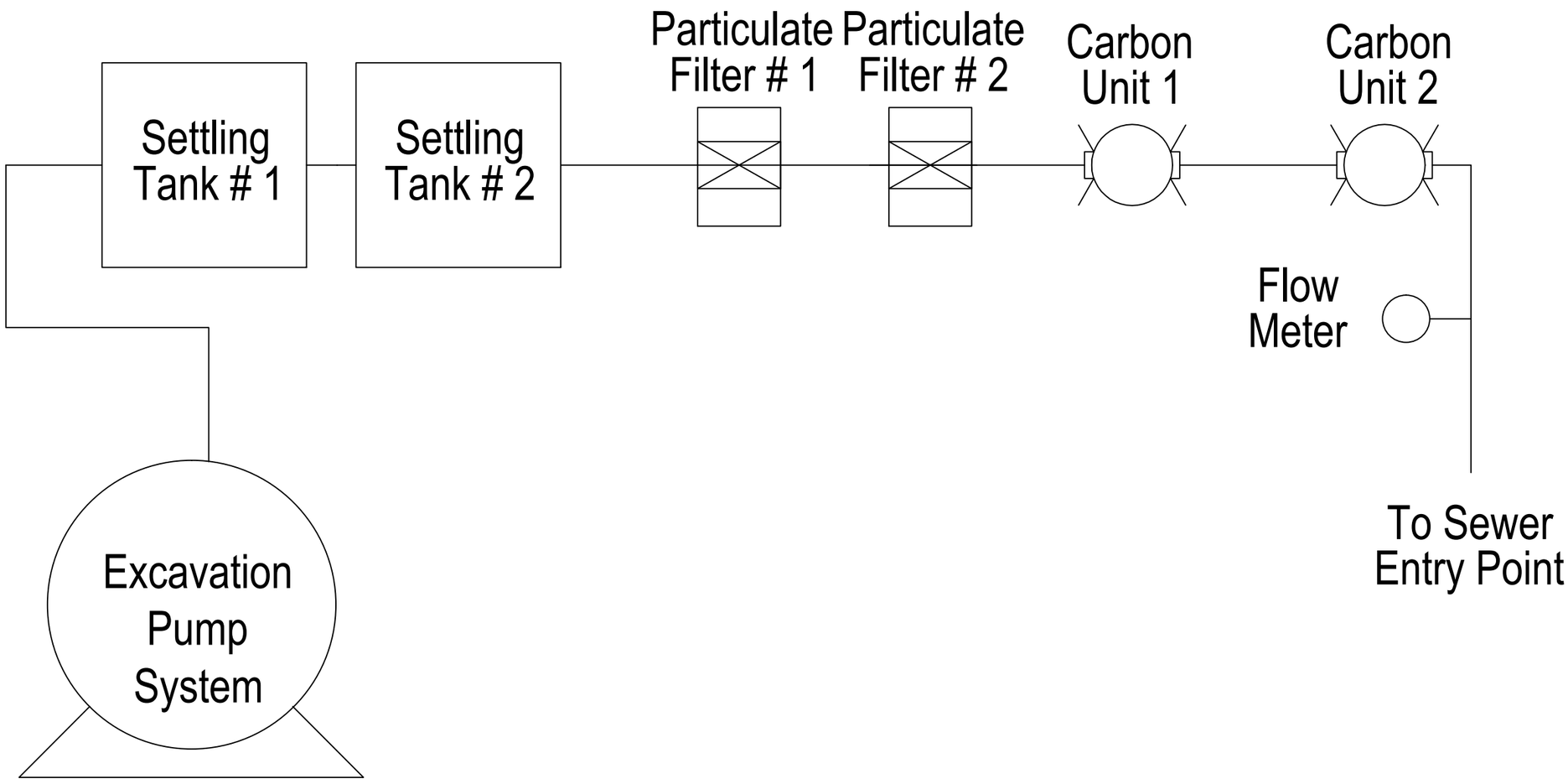

AKRF
Environmental Consultants
440 Park Avenue South, New York, NY 10016

5100 Kings Plaza, Brooklyn, New York

Proposed Dewatering System
Treatment Flow Diagram

DATE
2.10.2017

PROJECT NO.
170014

SCALE
as shown

FIGURE
A

©2017 AKRF, Inc. Environmental Consultants

ATTACHMENT B

LABORATORY ANALYTICAL DATA SUMMARY TABLE

Table 1A
Kings Plaza
Brooklyn, NY

Dewatering Pilot Test Analytical Results

Volatile Organic Compounds

Client ID Lab Sample ID Date Sampled Dilution µg/L	NYSDEC Class GA Ambient Standard (Aesthetic Standard) µg/L	DW-INF 460-127124-1 01/20/2017 50	DW-PPF 460-127124-2 01/20/2017 25	DW-PCF 460-127124-3 01/20/2017 1
1,1,1-Trichloroethane	5	50 U	25 U	1.0 U
1,1,2,2-Tetrachloroethane	5	50 U	25 U	1.0 U
1,1,2-Trichloroethane	1	50 U	25 U	1.0 U
1,1-Dichloroethane	5	50 U	25 U	1.0 U
1,1-Dichloroethene	5	**23 J**	**13 J**	1.0 U
1,2,3-Trichlorobenzene	5 (10 TS)	50 U	25 U	1.0 U
1,2,4-Trichlorobenzene	5 (10 TS)	50 U	25 U	1.0 U
1,2-Dibromo-3-Chloropropane	0.04	50 U	25 U	1.0 U
1,2-Dibromoethane	0.0006	50 U	25 U	1.0 U
1,2-Dichlorobenzene	3	50 U	25 U	1.0 U
1,2-Dichloroethane	0.6	50 U	25 U	1.0 U
1,2-Dichloropropane	1	50 U	25 U	1.0 U
1,3-Dichlorobenzene	3	50 U	25 U	1.0 U
1,4-Dichlorobenzene	3	50 U	25 U	1.0 U
2-Butanone	50	250 U	130 U	5.0 U
2-Hexanone	50	250 U	130 U	5.0 U
4-Methyl-2-pentanone	NS	250 U	130 U	5.0 U
Acetone	50	250 U	130 U	**51**
Benzene	1	**5.2 J**	**4.5 J**	1.0 U
Bromodichloromethane	50	50 U	25 U	1.0 U
Bromoform	50	50 U	25 U	1.0 U
Bromomethane	5	50 U	25 U	1.0 U
Carbon disulfide	60	50 U	25 U	1.0 U
Carbon tetrachloride	5	50 U	25 U	1.0 U
Chlorobenzene	5	50 U	25 U	1.0 U
Chloroform	7	50 U	25 U	1.0 U
Chloromethane	5	50 U	25 U	1.0 U
cis-1,2-Dichloroethene	5	**11,000**	**6,600**	1.0 U
cis-1,3-Dichloropropene	0.4 TS	50 U	25 U	1.0 U
Cyclohexane	NS	50 U	25 U	1.0 U
Dibromochloromethane	50	50 U	25 U	1.0 U
Dichlorodifluoromethane	5	50 U	25 U	1.0 U
Ethyl Chloride	5	50 U	25 U	1.0 U
Ethylbenzene	5	50 U	25 U	1.0 U
Freon TF	5	50 U	25 U	1.0 U
Isopropylbenzene	5	50 U	25 U	1.0 U
Methyl acetate	NS	250 U	130 U	5.0 U
Methylcyclohexane	NS	50 U	25 U	1.0 U
Methylene Chloride	5	50 U	25 U	1.0 U
MTBE	10	50 U	25 U	1.0 U
m-Xylene & p-Xylene	5	50 U	25 U	1.0 U
o-Xylene	5	50 U	25 U	1.0 U
p-Dioxane	NS	2,500 U	1,300 U	50 U *
Styrene	5	50 U	25 U	1.0 U
Tetrachloroethene	5	**13,000**	**7,100**	1.0 U
Toluene	5	**18 J**	**9.3 J**	1.0 U
trans-1,2-Dichloroethene	5	**700**	**390**	1.0 U
trans-1,3-Dichloropropene	0.4 TS	50 U	25 U	1.0 U
Trichloroethene	5	**4,200**	**2,400**	1.0 U
Trichlorofluoromethane	5	50 U	25 U	1.0 U
Vinyl chloride	2	**2,900**	**1,600**	1.0 U
Total Conc	NS	31,846.20	18,116.80	51.0

Table 1B
Kings Plaza
Brooklyn, NY
Dewatering Pilot Test Analytical Results
Semi-Volatile Organic Compounds

Client ID Lab Sample ID Date Sampled Dilution µg/L	NYSDEC Class GA Ambient Standard (Aesthetic Standard) µg/L	DW-INF 460-127124-1-DL 01/20/2017 2	DW-PPF 460-127124-2 01/20/2017 1	DW-PCF 460-127124-3 01/20/2017 1
2,2'-oxybis[1-chloropropane]	5	20 U	10 U	10 U
2,4,5-Trichlorophenol	NS	20 U	10 U	10 U
2,4,6-Trichlorophenol	NS	20 U	10 U	10 U
2,4-Dichlorophenol	5 (1 TS)	20 U	10 U	10 U
2,4-Dimethylphenol	50 (1 TS)	20 U	10 U	10 U
2,4-Dinitrophenol	10 (1 TS)	40 U	20 U	20 U
2,4-Dinitrotoluene	5	4.0 U	2.0 U	2.0 U
2,6-Dinitrotoluene	5	4.0 U	2.0 U	2.0 U
2-Chloronaphthalene	NS (10)	20 U	10 U	10 U
2-Chlorophenol	NS	20 U	10 U	10 U
2-Methylnaphthalene	NS	4.5 J	6.5 J	10 U
2-Methylphenol	NS	20 U	10 U	10 U
2-Nitroaniline	5	20 U	10 U	10 U
2-Nitrophenol	NS	20 U	10 U	10 U
3,3'-Dichlorobenzidine	5	20 U	10 U	10 U
3-Nitroaniline	5	20 U	10 U	10 U
4,6-Dinitro-2-methylphenol	NS	40 U	20 U	20 U
4-Bromophenyl phenyl ether	NS	20 U	10 U	10 U
4-Chloro-3-methylphenol	NS	20 U	10 U	10 U
4-Chloroaniline	5	20 U	10 U	10 U
4-Chlorophenyl phenyl ether	NS	20 U	10 U	10 U
4-Methylphenol	NS	20 U	10 U	10 U
4-Nitroaniline	5	20 U	10 U	10 U
4-Nitrophenol	NS	40 U	20 U	20 U
Acenaphthene	NS (20)	20 U	10 U	10 U
Acenaphthylene	NS	20 U	10 U	10 U
Acetophenone	NS	20 U	10 U	10 U
Anthracene	50	20 U	10 U	10 U
Atrazine	7.5	4.0 U	2.0 U	2.0 U
Benzaldehyde	NS	20 U	10 U	10 U
Benzo[a]anthracene	0.002	2.0 U	1.0 U	1.0 U
Benzo[a]pyrene	ND	2.0 U	1.0 U	1.0 U
Benzo[b]fluoranthene	0.002	2.0 U	1.0 U	1.0 U
Benzo[g,h,i]perylene	NS	20 U	10 U	10 U
Benzo[k]fluoranthene	0.002	2.0 U	1.0 U	1.0 U
Bis(2-chloroethoxy)methane	5	20 U	10 U	10 U
Bis(2-chloroethyl)ether	1	2.0 U	1.0 U	1.0 U
Bis(2-ethylhexyl) phthalate	5	**6.7**	2.2	2.0 U
Butyl benzyl phthalate	50	20 U	10 U	10 U
Caprolactam	NS	20 U	10 U	10 U
Carbazole	NS	20 U	10 U	10 U
Chrysene	0.002	4.0 U	2.0 U	2.0 U
Dibenz(a,h)anthracene	NS	2.0 U	1.0 U	1.0 U
Dibenzofuran	NS	20 U	10 U	10 U
Diethyl phthalate	50	20 U	10 U	10 U
Dimethyl phthalate	50	20 U	10 U	10 U
Di-n-butyl phthalate	50	20 U	10 U	10 U
Di-n-octyl phthalate	50	20 U	10 U	10 U
Diphenyl	5	20 U	10 U	10 U
Fluoranthene	50	20 U	10 U	10 U
Fluorene	50	20 U	0.83 J	10 U
Hexachlorobenzene	0.04	2.0 U	1.0 U	1.0 U
Hexachlorobutadiene	0.5	2.0 U	1.0 U	1.0 U
Hexachlorocyclopentadiene	5	20 U	10 U	10 U
Hexachloroethane	5	2.0 U	1.0 U	1.0 U
Indeno[1,2,3-cd]pyrene	0.002	2.0 U	1.0 U	1.0 U
Isophorone	50	20 U	10 U	10 U
Naphthalene	NS (10)	2.5 J	3.3 J	10 U
Nitrobenzene	0.4	2.0 U	1.0 U	1.0 U
N-Nitrosodi-n-propylamine	NS	2.0 U	1.0 U	1.0 U
N-Nitrosodiphenylamine	50	20 U	10 U	10 U
Pentachlorophenol	NS (1 TS)	40 U	20 U	20 U
Phenanthrene	50	20 U	1.1 J	10 U
Phenol	NS (1 TS)	20 U	10 U	10 U
Pyrene	50	20 U *	10 U *	10 U *
Total Conc	NS	13.7	13.93	0.0

Table 1C
Kings Plaza
Brooklyn, NY

Dewatering Pilot Test Analytical Results

Metals

Client ID Lab Sample ID Date Sampled Dilution µg/L	NYSDEC Class GA Ambient Standard (Aesthetic Standard) µg/L	DW-INF 460-127124-1 01/20/2017 1/5 †	DW-PPF 460-127124-2 01/20/2017 1/5 †	DW-PCF 460-127124-3 01/20/2017 1
Aluminum	**NS**	851	500	200 U
Antimony	**3**	**11.2**	**6.8 J**	10.0 U
Arsenic	**25**	9.1	5.2	5.0 U
Barium	**1,000**	259	219	8.9 J
Beryllium	**3**	2.0 U	2.0 U	2.0 U
Cadmium	**5**	2.6 J	1.9 J	5.0 U
Calcium	**NS**	241,000	201,000	5,540
Chromium	**50**	8.6 J	5.1 J	10.0 U
Chromium (hexavalent)	**50**	10.0 U	10.0 U	10.0 U
Cobalt	**NS**	50.0 U	50.0 U	50.0 U
Copper	**200**	34.2	31.6	25.0 U
Iron	**NS (300)**	8,870	10,400	419
Lead	**25**	16.1	5.4	5.0 U
Magnesium	**35,000**	**40,600**	34,000	2,920 J
Manganese	**NS (300)**	610	542	140
Mercury	**0.7**	0.20 U	0.20 U	0.20 U
Nickel	**100**	8.6 J	6.9 J	40.0 U
Potassium	**NS**	44,600	36,700	3,120 J
Selenium	**10**	25.0 U	5.0 U	5.0 U
Silver	**50**	10.0 U	10.0 U	10.0 U
Sodium	**20,000**	**915,000**	**782,000**	**67,100**
Thallium	**0.5**	**9.4 J**	**9.0 J**	10.0 U
Vanadium	**NS**	8.3 J	50.0 U	50.0 U
Zinc	**2,000 (5,000)**	267	285	46.3

† ***Dilution factor varies***

Table 1D
Kings Plaza
Brooklyn, NY

Dewatering Pilot Test Analytical Results

Polychlorinated Biphenyls

Client ID Lab Sample ID Date Sampled µg/L	NYSDEC Class GA Ambient Standard (Aesthetic Standard) µg/L	DW-INF 460-127124-1 01/20/2017	DW-PPF 460-127124-2 01/20/2017	DW-PCF 460-127124-3 01/20/2017
PCB-1016	**NS**	0.051 U	0.051 U	0.051 U
PCB-1221	**NS**	0.051 U	0.051 U	0.051 U
PCB-1232	**NS**	0.051 U	0.051 U	0.051 U
PCB-1242	**NS**	0.051 U	0.051 U	0.051 U
PCB-1248	**NS**	0.051 U	0.051 U	0.051 U
PCB-1254	**NS**	0.051 U	0.051 U	0.051 U
PCB-1260	**NS**	0.051 U	0.051 U	0.051 U
Polychlorinated biphenyls, Total	**0.09**	0.051 U	0.051 U	0.051 U

Table 1E
Kings Plaza
Brooklyn, NY

Dewatering Pilot Test Analytical Results

Wet Chemistry

Client ID Lab Sample ID Date Sampled Dilution	NYSDEC Class GA Ambient Standard (Aesthetic Standard) mg/L	DW-INF 460-127124-1 01/20/2017 1/40 †	DW-PPF 460-127124-2 01/20/2017 1/40 †	DW-PCF 460-127124-3 01/20/2017 1
Carbonaceous Biochemical Oxygen Demand 5 - mg/L	**NS**	4.3 H	1.5 U	1.5 U
Chloride - mg/L	**250**	**1,660**	**1,660**	79.5
Ignitability - degrees F	**NS**	>160	>160	>160
Nitrate as N - mg/L	**10**	0.10 U	0.023 J	0.38
Nitrate Nitrite as N - mg/L	**NS**	0.017 J	0.048 J	0.38
Nitrogen, Total - mg/L	**NS**	3.2	2.6	0.38
pH - NU	**NS**	7.5 HF	7.6 HF	6.4 HF
Phenols, Total - mg/L	**NS**	0.50 U	0.050 U	0.087
SGT-HEM - mg/L	**NS**	5.6	4.1 J	2.1 J
Total Kjeldahl Nitrogen - mg/L	**NS**	3.2	2.6	0.20 U
Total Solids - mg/L	**NS**	3,690	3,620	215
Total Suspended Solids - mg/L	**NS**	341	68.0	1.0 U

† ***Dilution factor varies***

Tables 1A-1E
Kings Plaza
Brooklyn, NY
Dewatering Pilot Test Analytical Results
Notes

GENERAL

NS : No standard.

ND : The sample was not detected above the laboratory reporting limit.

U : The analyte was not detected at the indicated concentration.

J : The concentration given is an estimated value.

TS : Value represents a sum total standard.

HF : Field parameter with a holding time of 15 minutes. Test performed by laboratory at client's request.

GROUNDWATER

NYSDEC Class GA Ambient Standard : New York State Department of Environmental Conservation Technical and Operational Guidance Series (1.1.1): Class GA Ambient Water Quality Standards and Guidance Values. Class GA aesthetic values marked in parenthesis.

µg/L : micrograms per Liter = parts per billion (ppb)

mg/L : milligrams per Liter = parts per million (ppm)

Exceedences of NYSDEC Class GA Ambient Standards are highlighted in bold font.
Exceedences of NYSDEC Class GA Aesthetic Standards are highlighted in gray.

AKRF, Inc.
Environmental, Planning, and Engineering Consultants
440 Park Avenue South
7th Floor
New York, NY 10016
tel: 212 696-0670
fax: 212 213-3191
www.akrf.com

January 30, 2017

Ioana Munteanu-Ramnic
Division of Environmental Remediation
NYSDEC Hazardous Waste Remediation
47-40 21st St., First Fl.
Long Island City, NY 11101

Re: Dewatering and Discharge Permit Equivalency
Kings Plaza Shopping Center
5100 Kings Plaza, Brooklyn, NY 11234
(Block 8470, Lot 55)
NYSDEC VCP# V00323

Dear Ms. Munteanu-Ramnic:

AKRF, Inc. (AKRF) has been contracted by AWT Environmental Services of Sayreville, NJ (AWT) to facilitate sewer and discharge approvals for proposed construction dewatering at the above project site. The project site is currently enrolled in the New York State Department of Environmental Conservation (NYSDEC) Voluntary Cleanup Program (VCP), Site # V00323. Construction dewatering of groundwater is expected to be required to facilitate remedial excavation work to satisfy the VCP requirements. Groundwater is expected to be treated using a settling tank, particulate filter and carbon filter, prior to discharge to a storm sewer in an area of direct drainage.

On January 20, 2017, AWT conducted a dewatering pilot test, consisting of pumping groundwater from on-site monitoring wells through a pilot scale treatment system consisting of a settling tank, particulate filter, and a granular activated carbon (GAC) filter. Dewatering was conducted at monitoring well MW-39. Test results indicate that construction dewatering can be conducted at an approximate flow rate of 10 gallons per minute (gpm). Following treatment, water from the pilot test was containerized in 55-gallon drums for waste characterization and off-site disposal.

During the pilot test, AKRF collected a sample of the dewatering fluids from the pilot scale treatment system influent port (prior to filtration), post-particulate filter port (following particulate treatment), and at the effluent port (following GAC treatment). All samples were analyzed for New York City Department of Environmental Protection (NYCDEP) dewatering permit parameters. The groundwater samples were analyzed by TestAmerica, Inc. of Edison, New Jersey, a New York State Department of Health (NYSDOH) Environmental Laboratory Approval Program (ELAP)-certified analytical laboratory.

Laboratory analytical results are provided as Attachment A. The treatment system influent sample contained the following volatile organic compounds (VOCs): tetrachloroethylene (PCE), PCE-breakdown compounds (including trichloroethylene, cis- and trans-1,2-dicholoethylene, and vinyl chloride), and the petroleum-related compounds benzene and toluene. SVOCs (2-methylnaphthalene, bis (2-ethylhexyl) phthalate, and naphthalene) and various metals, including lead and zinc, were also detected in the influent sample. VOCs, SVOCs, and metals concentrations in the post-particulate filter samples remained comparable to the influent concentrations. None of the VOCs or SVOCs detected in the influent and

post-particulate filter samples were detected in the effluent (post-GAC) sample. Metals were detected in the effluent sample (post-GAC) at lower concentrations compared to the influent and intermediate samples. Acetone was also detected in the effluent sample at a concentration of 51 micrograms per liter (µg/L). However, as acetone is a common laboratory contaminant and was not detected in either of the remaining samples, it is likely that the detection in the effluent sample is not representative of dewatering treatment system effluent water quality.

Based on these conclusions, we are requesting a preliminary State Pollutant Discharge Elimination System (SPDES) Permit equivalency through the New York State Division of Water (DOW) to facilitate the receipt of the NYCDEP dewatering permit. The proposed full scale construction dewatering treatment system will comprise 18,000-gallon and 21,000-gallon settling tanks operated in series, followed by duplex particulate bag filters, and two 1,000-pound GAC filters operated in series, with digital flow meters prior to discharge.

Based on the observed groundwater flow from monitoring well MW-39 and throughout the pilot scale test, construction dewatering is expected to occur at a total discharge rate of approximately 10,000 gallons per day (gpd), not to exceed a maximum instantaneous flow rate of 25 gpm, to existing separate storm sewers on 55th Street between Avenue U.

Following NYSDEC review and approval, a sewer discharge permit for the dewatering activities would be sought from the NYCDEP for discharge to the City storm sewer system. .

Please do not hesitate to contact me at (914) 922-2356 if you have any questions or require additional information.

Sincerely,
AKRF, Inc.

Marc S. Godick, LEP
Senior Vice President

ATTACHMENT A
LABORATORY ANALYTICAL DATA

ANALYTICAL REPORT

Job Number: 460-127124-1

Job Description: Kings Plaza Dewatering

For:
AKRF Inc
440 Park Avenue South
7th Floor
New York, NY 10016

Attention: Mr. Eric Park

Approved for release.
Allison L Bennett
Project Management Assistant II
1/30/2017 2:17 PM

Designee for
Melissa Haas, Project Manager I
777 New Durham Road, Edison, NJ, 08817
(203)944-1310
melissa.haas@testamericainc.com
01/30/2017

The test results in this report meet all NELAP requirements unless specified within the case narrative. Pursuant to NELAP, this report may not be reproduced, except in full, without the written approval of the laboratory. All questions regarding this report should be directed to the TestAmerica Edison Project Manager.

TestAmerica Edison Certifications and Approvals: Connecticut: CTDOH #PH-0200, New Jersey: NJDEP (NELAP) #12028, New York: NYDOH (NELAP) #11452, NYDOH (ELAP) #11452, Pennsylvania: PADEP (NELAP) 68-00522 and Rhode Island: RIDOH LAO00132

Job Number: 460-127124-1

Job Description: Kings Plaza Dewatering

I certify that this data package is in compliance with the terms and conditions of the contract, both technically and for completeness, for other than the conditions detailed within the body of this report. Release of the data contained in this sample data package and in the electronic data deliverable has been authorized by the Laboratory Manager or his/her designee, as verified by the following signature.

Approved for release.
Allison L Bennett
Project Management Assistant II
1/30/2017 2:17 PM

Designee for
Melissa Haas

Table of Contents

Cover Title Page 1

Data Summaries 7

Report Narrative 7

Sample Summary 11

Detection Summary 12

Method Summary 15

Client Sample Results 16

Surrogate Summary 28

QC Sample Results 30

Definitions 56

Chronicle 63

Certification Summary 66

Organic Sample Data 68

GC/MS VOA 68

Method 624 68

Method 624 QC Summary 69

Method 624 Sample Data 91

Standards Data 120

Method 624 ICAL Data 120

Method 624 CCAL Data 165

Raw QC Data 182

Method 624 Tune Data 182

Method 624 Blank Data 194

Method 624 LCS/LCSD Data 202

Method 624 MS/MSD Data 216

Method 624 Run Logs 244

Table of Contents

GC/MS Semi VOA 247

Method 625 247

Method 625 QC Summary 248

Method 625 Sample Data 260

Standards Data 283

Method 625 ICAL Data 283

Method 625 CCAL Data 355

Raw QC Data 365

Method 625 Tune Data 365

Method 625 Blank Data 381

Method 625 LCS/LCSD Data 386

Method 625 Run Logs 411

Method 625 Prep Data 413

GC Semi VOA 415

608_PCB_LL 415

608_PCB_LL QC Summary 416

608_PCB_LL Sample Data 424

Standards Data 449

608_PCB_LL ICAL Data 449

608_PCB_LL CCAL Data 604

Raw QC Data 641

608_PCB_LL Blank Data 641

608_PCB_LL LCS/LCSD Data 648

608_PCB_LL Run Logs 669

608_PCB_LL Prep Data 672

Inorganic Sample Data 673

Table of Contents

Metals Data 673

Met Cover Page 674

Met Sample Data 675

Met QC Data 681

Met ICV/CCV 681

Met Blanks 686

Met ICSA/ICSAB 692

Met MS/MSD/PDS 696

Met Dup/Trip 699

Met LCS/LCSD 701

Met Serial Dilution 703

Met MDL 705

Met Preparation Log 709

Met Analysis Run Log 711

Met Raw Data 729

Met Prep Data 1501

General Chemistry Data 1504

Gen Chem Cover Page 1505

Gen Chem Sample Data 1507

Gen Chem QC Data 1516

Gen Chem ICV/CCV 1516

Gen Chem Blanks 1521

Gen Chem MS/MSD/PDS 1525

Gen Chem Duplicates 1528

Gen Chem LCS/LCSD 1530

Gen Chem MDL 1534

Table of Contents

Gen Chem Preparation Log 1555
Gen Chem Analysis Run Log 1557
Gen Chem Raw Data 1571
Gen Chem Prep Data 1598
Shipping and Receiving Documents 1619
Client Chain of Custody 1620
Sample Receipt Checklist 1623

CASE NARRATIVE

Client: AKRF Inc

Project: Kings Plaza Dewatering

Report Number: 460-127124-1

This case narrative is in the form of an exception report, where only the anomalies related to this report, method specific performance and/or QA/QC issues are discussed. If there are no issues to report, this narrative will include a statement that documents that there are no relevant data issues.

It should be noted that samples with elevated Reporting Limits (RLs) as a result of a dilution may not be able to satisfy customer reporting limits in some cases. Such increases in the RLs are unavoidable but acceptable consequence of sample dilution that enables quantification of target analytes or interferences which exceed the calibration range of the instrument.

Calculations are performed before rounding to avoid round-off errors in calculated results.

All holding times were met and proper preservation noted for the methods performed on these samples, unless otherwise detailed in the individual sections below.

RECEIPT
The samples were received on 1/20/2017 7:55 AM; the samples arrived in good condition, properly preserved and, where required, on ice. The temperatures of the 2 coolers at receipt time were 4.5º C and 5.0º C.

Receipt Exceptions

The turnaround time (TAT) requested on the COC was 3 days; however, per client request, the TAT was changed to a standard 5 day.

Per client request, the TCL/TAL lists for volatiles, semi-volatiles, and metals were logged in for all samples, not NY Discharge lists as indicated on the COC.

The Chain-of-Custody (COC) was incomplete as received and/or improperly completed. Total nitrogen was not indicated on the COC but is required per original client request.

Note: All samples which require thermal preservation are considered acceptable if the arrival temperature is within 2C of the required temperature or method specified range. For samples with a specified temperature of 4C, samples with a temperature ranging from just above freezing temperature of water to 6C shall be acceptable. Samples that are hand delivered immediately following collection may not meet these criteria, however they will be deemed acceptable according to NELAC standards, if there is evidence that the chilling process has begun, such as arrival on ice, etc.

VOLATILE ORGANIC COMPOUNDS (GC-MS)
Samples DW-INF (460-127124-1), DW-PPF (460-127124-2) and DW-PCF (460-127124-3) were analyzed for volatile organic compounds (GC-MS) in accordance with EPA Method 624. The samples were analyzed on 01/24/2017 and 01/25/2017.

Internal standard (ISTD) response for 1,4-Dioxane-d8 for the following sample was outside of acceptance limits: DW-PCF (460-127124-3). The corresponding target analyte, 1,4-Dioxane, was not detected.

1,2-Dibromoethane and m-Xylene & p-Xylene failed the recovery criteria low for the MS of sample 460-127205-2 in batch 460-416336. 4-Methyl-2-pentanone, Cyclohexane, Isopropylbenzene and Methyl acetate failed the recovery criteria high.

p-Dioxane failed the recovery criteria low for the MSD of sample 460-127205-2 in batch 460-416336. 4-Methyl-2-pentanone, Cyclohexane, Isopropylbenzene and Methyl acetate failed the recovery criteria high.

Refer to the QC report for details.

The following sample was diluted to bring the concentration of target analytes within the calibration range: DW-INF (460-127124-1) and DW-PPF (460-127124-2). Elevated reporting limits (RLs) are provided.

No other difficulties were encountered during the volatiles analysis.

All other quality control parameters were within the acceptance limits.

SEMIVOLATILE ORGANIC COMPOUNDS (GC-MS)
Samples DW-INF (460-127124-1), DW-PPF (460-127124-2) and DW-PCF (460-127124-3) were analyzed for semivolatile organic compounds (GC-MS) in accordance with EPA Method 625. The samples were prepared on 01/23/2017 and analyzed on 01/26/2017.

Pyrene failed the recovery criteria high for LCSD 460-416046/3-A.

Refer to the QC report for details.

The following sample was diluted due to the nature of the sample matrix: DW-INF (460-127124-1). Elevated reporting limits (RLs) are provided.

No other difficulties were encountered during the semivolatiles analysis.

All other quality control parameters were within the acceptance limits.

PESTICIDES/PCBS
Samples DW-INF (460-127124-1), DW-PPF (460-127124-2) and DW-PCF (460-127124-3) were analyzed for pesticides/PCBs in accordance with EPA Method 608. The samples were prepared on 01/23/2017 and analyzed on 01/24/2017.

No difficulties were encountered during the pesticides/PCBs analysis.

All quality control parameters were within the acceptance limits.

TOTAL RECOVERABLE METALS
Samples DW-INF (460-127124-1), DW-PPF (460-127124-2) and DW-PCF (460-127124-3) were analyzed for total recoverable metals in accordance with EPA Method 200.7 (ICP). The samples were prepared on 01/20/2017 and analyzed on 01/22/2017 and 01/24/2017.

The presence of the '4' qualifier in the data indicates analytes where the concentration in the unspiked sample exceeded four times the spiking amount.

Refer to the QC report for details.

Samples DW-INF (460-127124-1)[5X] and DW-PPF (460-127124-2)[5X] required dilution prior to analysis. The reporting limits have been adjusted accordingly.

No difficulties were encountered during the metals analysis.

All other quality control parameters were within the acceptance limits.

TOTAL MERCURY
Samples DW-INF (460-127124-1), DW-PPF (460-127124-2) and DW-PCF (460-127124-3) were analyzed for total mercury in accordance with EPA Method 245.1. The samples were prepared and analyzed on 01/23/2017.

No difficulties were encountered during the mercury analysis.

All quality control parameters were within the acceptance limits.

IGNITABILITY
Samples DW-INF (460-127124-1), DW-PPF (460-127124-2) and DW-PCF (460-127124-3) were analyzed for ignitability in accordance with EPA SW-846 Method 1020B. The samples were analyzed on 01/23/2017.

No difficulties were encountered during the ignitability analysis.

All quality control parameters were within the acceptance limits.

SILICA GEL TREATED (SGT/PETROLEUM HYDROCARBON) AND N-HEXANE EXTRACTABLE MATERIAL (HEM/OIL&GREASE)
Samples DW-INF (460-127124-1), DW-PPF (460-127124-2) and DW-PCF (460-127124-3) were analyzed for Silica Gel Treated (SGT/Petroleum Hydrocarbon) and N-Hexane Extractable Material (HEM/Oil&Grease) in accordance with EPA SW-846 Method 1664A. The samples were analyzed on 01/25/2017.

No difficulties were encountered during the SGT-HEM/HEM analysis.

All quality control parameters were within the acceptance limits.

TOTAL SUSPENDED SOLIDS
Samples DW-INF (460-127124-1), DW-PPF (460-127124-2) and DW-PCF (460-127124-3) were analyzed for total suspended solids in accordance with SM 2540D. The samples were analyzed on 01/24/2017.

No difficulties were encountered during the TSS analysis.

All quality control parameters were within the acceptance limits.

TOTAL KJELDAHL NITROGEN
Samples DW-INF (460-127124-1), DW-PPF (460-127124-2) and DW-PCF (460-127124-3) were analyzed for total kjeldahl nitrogen in accordance with EPA Method 351.2. The samples were prepared and analyzed on 01/23/2017.

Total Kjeldahl Nitrogen failed the recovery criteria low for the MS of sample 460-126963-5 in batch 480-341058.

Refer to the QC report for details.

No other difficulties were encountered during the TKN analysis.

All other quality control parameters were within the acceptance limits.

NITRATE-NITRITE AS NITROGEN
Samples DW-INF (460-127124-1), DW-PPF (460-127124-2) and DW-PCF (460-127124-3) were analyzed for nitrate-nitrite as nitrogen in accordance with EPA Method 353.2. The samples were analyzed on 01/21/2017.

Nitrate as N and Nitrate Nitrite as N failed the recovery criteria low for the MS/MSD of sample 460-127158-7 in batch 460-415918. Nitrate as N and Nitrate Nitrite as N exceeded the RPD limit.

Refer to the QC report for details.

No other difficulties were encountered during the nitrate-nitrite analysis.

All other quality control parameters were within the acceptance limits.

TOTAL NITROGEN
Samples DW-INF (460-127124-1), DW-PPF (460-127124-2) and DW-PCF (460-127124-3) were analyzed for total nitrogen in accordance with Nitrogen (a calculated method). The samples were analyzed on 01/26/2017.

No difficulties were encountered during the total nitrogen analysis.

All quality control parameters were within the acceptance limits.

TOTAL RECOVERABLE PHENOLS
Samples DW-INF (460-127124-1), DW-PPF (460-127124-2) and DW-PCF (460-127124-3) were analyzed for total recoverable phenols in accordance with EPA Method 420.1. The samples were prepared and analyzed on 01/24/2017.

No difficulties were encountered during the phenol analysis.

All quality control parameters were within the acceptance limits.

CHLORIDE
Samples DW-INF (460-127124-1), DW-PPF (460-127124-2) and DW-PCF (460-127124-3) were analyzed for chloride in accordance with SM 4500 CL B. The samples were analyzed on 01/25/2017.

Samples DW-INF (460-127124-1)[40X] and DW-PPF (460-127124-2)[40X] required dilution prior to analysis. The reporting limits have been adjusted accordingly.

No difficulties were encountered during the chloride analysis.

All quality control parameters were within the acceptance limits.

TOTAL SOLIDS
Samples DW-INF (460-127124-1), DW-PPF (460-127124-2) and DW-PCF (460-127124-3) were analyzed for total solids in accordance with SM 2540B. The samples were analyzed on 01/24/2017.

No difficulties were encountered during the total solids analysis.

All quality control parameters were within the acceptance limits.

PH
Samples DW-INF (460-127124-1), DW-PPF (460-127124-2) and DW-PCF (460-127124-3) were analyzed for pH in accordance with SM 4500 H+. The samples were analyzed on 01/23/2017.

No difficulties were encountered during the pH analysis.

All quality control parameters were within the acceptance limits.

CARBONACEOUS BIOCHEMICAL OXYGEN DEMAND 5 DAY

Samples DW-INF (460-127124-1), DW-PPF (460-127124-2) and DW-PCF (460-127124-3) were analyzed for Carbonaceous Biochemical Oxygen Demand 5 Day in accordance with SM 5210B. The samples were analyzed on 01/20/2017 and 01/25/2017.

The following sample underdepleted: DW-INF (460-127124-1). The analysis was repeated out of hold.

Refer to the QC report for details.

No other difficulties were encountered during the CBOD5 analysis.

All quality control parameters were within the acceptance limits.

HEXAVALENT CHROMIUM (WATER)

Samples DW-INF (460-127124-1), DW-PPF (460-127124-2) and DW-PCF (460-127124-3) were analyzed for hexavalent chromium (water) in accordance with USGS Method I-1230. The samples were analyzed on 01/20/2017.

No difficulties were encountered during the hexchrome Cr6 analysis.

All quality control parameters were within the acceptance limits.

Sample Summary

Client: AKRF Inc
Project/Site: Kings Plaza Dewatering

TestAmerica Job ID: 460-127124-1

Lab Sample ID	Client Sample ID	Matrix	Collected	Received
460-127124-1	DW-INF	Water	01/20/17 01:55	01/20/17 07:55
460-127124-2	DW-PPF	Water	01/20/17 03:20	01/20/17 07:55
460-127124-3	DW-PCF	Water	01/20/17 03:46	01/20/17 07:55

Detection Summary

Client: AKRF Inc
Project/Site: Kings Plaza Dewatering

TestAmerica Job ID: 460-127124-1

Client Sample ID: DW-INF — Lab Sample ID: 460-127124-1

Analyte	Result	Qualifier	NONE	NONE	Unit	Dil Fac	D	Method	Prep Type
Ignitability	>160				Degrees F	1		1020B	Total/NA
pH	7.5	HF			SU	1		SM 4500 H+ B	Total/NA
Nitrogen, Total	3.2				mg/L	1		Total Nitrogen	Total/NA

Analyte	Result	Qualifier	RL	MDL	Unit	Dil Fac	D	Method	Prep Type
1,1-Dichloroethene	23	J	50	17	ug/L	50		624	Total/NA
Benzene	5.2	J	50	4.5	ug/L	50		624	Total/NA
cis-1,2-Dichloroethene	11000		50	13	ug/L	50		624	Total/NA
Tetrachloroethene	13000		50	6.0	ug/L	50		624	Total/NA
Toluene	18	J	50	13	ug/L	50		624	Total/NA
trans-1,2-Dichloroethene	700		50	9.0	ug/L	50		624	Total/NA
Trichloroethene	4200		50	11	ug/L	50		624	Total/NA
Vinyl chloride	2900		50	3.0	ug/L	50		624	Total/NA
2-Methylnaphthalene - DL	4.5	J	20	1.8	ug/L	2		625	Total/NA
Bis(2-ethylhexyl) phthalate - DL	6.7		4.0	1.4	ug/L	2		625	Total/NA
Naphthalene - DL	2.5	J	20	1.6	ug/L	2		625	Total/NA
Aluminum	851		200	63.9	ug/L	1		200.7 Rev 4.4	Total Recoverable
Antimony	11.2		10.0	5.1	ug/L	1		200.7 Rev 4.4	Total Recoverable
Arsenic	9.1		5.0	3.1	ug/L	1		200.7 Rev 4.4	Total Recoverable
Barium	259		200	5.2	ug/L	1		200.7 Rev 4.4	Total Recoverable
Cadmium	2.6	J	5.0	1.6	ug/L	1		200.7 Rev 4.4	Total Recoverable
Calcium	241000		5000	289	ug/L	1		200.7 Rev 4.4	Total Recoverable
Chromium	8.6	J	10.0	4.6	ug/L	1		200.7 Rev 4.4	Total Recoverable
Copper	34.2		25.0	5.6	ug/L	1		200.7 Rev 4.4	Total Recoverable
Iron	8870		150	78.3	ug/L	1		200.7 Rev 4.4	Total Recoverable
Lead	16.1		5.0	4.3	ug/L	1		200.7 Rev 4.4	Total Recoverable
Magnesium	40600		5000	249	ug/L	1		200.7 Rev 4.4	Total Recoverable
Manganese	610		15.0	4.9	ug/L	1		200.7 Rev 4.4	Total Recoverable
Nickel	8.6	J	40.0	5.5	ug/L	1		200.7 Rev 4.4	Total Recoverable
Potassium	44600		5000	117	ug/L	1		200.7 Rev 4.4	Total Recoverable
Sodium	915000		25000	1110	ug/L	5		200.7 Rev 4.4	Total Recoverable
Thallium	9.4	J	10.0	8.1	ug/L	1		200.7 Rev 4.4	Total Recoverable
Vanadium	8.3	J	50.0	4.6	ug/L	1		200.7 Rev 4.4	Total Recoverable
Zinc	267		30.0	5.2	ug/L	1		200.7 Rev 4.4	Total Recoverable
SGT-HEM	5.6		5.0	2.0	mg/L	1		1664A	Total/NA
Total Kjeldahl Nitrogen	3.2		0.20	0.15	mg/L	1		351.2	Total/NA
Nitrate Nitrite as N	0.017	J	0.10	0.0091	mg/L	1		353.2	Total/NA
Total Solids	3690		40.0	40.0	mg/L	1		SM 2540B	Total/NA

This Detection Summary does not include radiochemical test results.

Client Sample ID: DW-INF (Continued) — Lab Sample ID: 460-127124-1

Analyte	Result	Qualifier	RL	MDL	Unit	Dil Fac	D	Method	Prep Type
Total Suspended Solids	341		10.0	10.0	mg/L	1		SM 2540D	Total/NA
Chloride	1660		200	33.6	mg/L	40		SM 4500 Cl- B	Total/NA
Carbonaceous Biochemical Oxygen Demand 5	4.3	H	1.5	1.5	mg/L	1		SM 5210B	Total/NA

Client Sample ID: DW-PPF — Lab Sample ID: 460-127124-2

Analyte	Result	Qualifier	NONE	NONE	Unit	Dil Fac	D	Method	Prep Type
Ignitability	>160				Degrees F	1		1020B	Total/NA
pH	7.6	HF			SU	1		SM 4500 H+ B	Total/NA
Nitrogen, Total	2.6				mg/L	1		Total Nitrogen	Total/NA

Analyte	Result	Qualifier	RL	MDL	Unit	Dil Fac	D	Method	Prep Type
1,1-Dichloroethene	13	J	25	8.5	ug/L	25		624	Total/NA
Benzene	4.5	J	25	2.3	ug/L	25		624	Total/NA
cis-1,2-Dichloroethene	6600		25	6.5	ug/L	25		624	Total/NA
Tetrachloroethene	7100		25	3.0	ug/L	25		624	Total/NA
Toluene	9.3	J	25	6.3	ug/L	25		624	Total/NA
trans-1,2-Dichloroethene	390		25	4.5	ug/L	25		624	Total/NA
Trichloroethene	2400		25	5.5	ug/L	25		624	Total/NA
Vinyl chloride	1600		25	1.5	ug/L	25		624	Total/NA
2-Methylnaphthalene	6.5	J	10	0.88	ug/L	1		625	Total/NA
Bis(2-ethylhexyl) phthalate	2.2		2.0	0.72	ug/L	1		625	Total/NA
Fluorene	0.83	J	10	0.80	ug/L	1		625	Total/NA
Naphthalene	3.3	J	10	0.80	ug/L	1		625	Total/NA
Phenanthrene	1.1	J	10	0.65	ug/L	1		625	Total/NA
Aluminum	500		200	63.9	ug/L	1		200.7 Rev 4.4	Total Recoverable
Antimony	6.8	J	10.0	5.1	ug/L	1		200.7 Rev 4.4	Total Recoverable
Arsenic	5.2		5.0	3.1	ug/L	1		200.7 Rev 4.4	Total Recoverable
Barium	219		200	5.2	ug/L	1		200.7 Rev 4.4	Total Recoverable
Cadmium	1.9	J	5.0	1.6	ug/L	1		200.7 Rev 4.4	Total Recoverable
Calcium	201000		5000	289	ug/L	1		200.7 Rev 4.4	Total Recoverable
Chromium	5.1	J	10.0	4.6	ug/L	1		200.7 Rev 4.4	Total Recoverable
Copper	31.6		25.0	5.6	ug/L	1		200.7 Rev 4.4	Total Recoverable
Iron	10400		150	78.3	ug/L	1		200.7 Rev 4.4	Total Recoverable
Lead	5.4		5.0	4.3	ug/L	1		200.7 Rev 4.4	Total Recoverable
Magnesium	34000		5000	249	ug/L	1		200.7 Rev 4.4	Total Recoverable
Manganese	542		15.0	4.9	ug/L	1		200.7 Rev 4.4	Total Recoverable
Nickel	6.9	J	40.0	5.5	ug/L	1		200.7 Rev 4.4	Total Recoverable
Potassium	36700		5000	117	ug/L	1		200.7 Rev 4.4	Total Recoverable

This Detection Summary does not include radiochemical test results.

Detection Summary

Client: AKRF Inc
Project/Site: Kings Plaza Dewatering

TestAmerica Job ID: 460-127124-1

Client Sample ID: DW-PPF (Continued) — Lab Sample ID: 460-127124-2

Analyte	Result	Qualifier	RL	MDL	Unit	Dil Fac	D	Method	Prep Type
Sodium	782000		25000	1110	ug/L	5		200.7 Rev 4.4	Total Recoverable
Thallium	9.0	J	10.0	8.1	ug/L	1		200.7 Rev 4.4	Total Recoverable
Zinc	285		30.0	5.2	ug/L	1		200.7 Rev 4.4	Total Recoverable
SGT-HEM	4.1	J	5.0	2.0	mg/L	1		1664A	Total/NA
Total Kjeldahl Nitrogen	2.6		0.20	0.15	mg/L	1		351.2	Total/NA
Nitrate as N	0.023	J	0.10	0.010	mg/L	1		353.2	Total/NA
Nitrate Nitrite as N	0.048	J	0.10	0.0091	mg/L	1		353.2	Total/NA
Total Solids	3620		20.0	20.0	mg/L	1		SM 2540B	Total/NA
Total Suspended Solids	68.0		4.0	4.0	mg/L	1		SM 2540D	Total/NA
Chloride	1660		200	33.6	mg/L	40		SM 4500 Cl- B	Total/NA

Client Sample ID: DW-PCF — Lab Sample ID: 460-127124-3

Analyte	Result	Qualifier	NONE	NONE	Unit	Dil Fac	D	Method	Prep Type
Ignitability	>160				Degrees F	1		1020B	Total/NA
pH	6.4	HF			SU	1		SM 4500 H+ B	Total/NA
Nitrogen, Total	0.38				mg/L	1		Total Nitrogen	Total/NA

Analyte	Result	Qualifier	RL	MDL	Unit	Dil Fac	D	Method	Prep Type
Acetone	51		5.0	1.1	ug/L	1		624	Total/NA
Barium	8.9	J	200	5.2	ug/L	1		200.7 Rev 4.4	Total Recoverable
Calcium	5540		5000	289	ug/L	1		200.7 Rev 4.4	Total Recoverable
Iron	419		150	78.3	ug/L	1		200.7 Rev 4.4	Total Recoverable
Magnesium	2920	J	5000	249	ug/L	1		200.7 Rev 4.4	Total Recoverable
Manganese	140		15.0	4.9	ug/L	1		200.7 Rev 4.4	Total Recoverable
Potassium	3120	J	5000	117	ug/L	1		200.7 Rev 4.4	Total Recoverable
Sodium	67100		5000	221	ug/L	1		200.7 Rev 4.4	Total Recoverable
Zinc	46.3		30.0	5.2	ug/L	1		200.7 Rev 4.4	Total Recoverable
SGT-HEM	2.1	J	5.0	2.0	mg/L	1		1664A	Total/NA
Nitrate as N	0.38		0.10	0.010	mg/L	1		353.2	Total/NA
Nitrate Nitrite as N	0.38		0.10	0.0091	mg/L	1		353.2	Total/NA
Phenols, Total	0.087		0.050	0.012	mg/L	1		420.1	Total/NA
Total Solids	215		10.0	10.0	mg/L	1		SM 2540B	Total/NA
Chloride	79.5		5.0	0.84	mg/L	1		SM 4500 Cl- B	Total/NA

This Detection Summary does not include radiochemical test results.

Method Summary

Client: AKRF Inc
Project/Site: Kings Plaza Dewatering

TestAmerica Job ID: 460-127124-1

Method	Method Description	Protocol	Laboratory
624	Volatile Organic Compounds (GC/MS)	40CFR136A	TAL EDI
625	Semivolatile Organic Compounds (GC/MS)	40CFR136A	TAL EDI
608	Polychlorinated Biphenyls (PCBs) (GC)	40CFR136A	TAL EDI
200.7 Rev 4.4	Metals (ICP)	EPA	TAL EDI
245.1	Mercury (CVAA)	EPA	TAL EDI
1020B	Ignitability, Small Scale Closed-Cup Method	SW846	TAL EDI
1664A	HEM and SGT-HEM	1664A	TAL EDI
351.2	Nitrogen, Total Kjeldahl	MCAWW	TAL BUF
353.2	Nitrogen, Nitrate-Nitrite	MCAWW	TAL EDI
420.1	Phenolics, Total Recoverable	MCAWW	TAL EDI
I 1230	Chromium, Hexavalent	USGS	TAL EDI
SM 2540B	Solids, Total	SM	TAL EDI
SM 2540D	Solids, Total Suspended (TSS)	SM	TAL EDI
SM 4500 Cl- B	Chloride	SM	TAL EDI
SM 4500 H+ B	pH	SM	TAL EDI
SM 5210B	BOD, 5-Day	SM	TAL EDI
Total Nitrogen	Nitrogen, Total	EPA	TAL EDI

Protocol References:

1664A = EPA-821-98-002

40CFR136A = "Methods for Organic Chemical Analysis of Municipal Industrial Wastewater", 40CFR, Part 136, Appendix A, October 26, 1984 and subsequent revisions.

EPA = US Environmental Protection Agency

MCAWW = "Methods For Chemical Analysis Of Water And Wastes", EPA-600/4-79-020, March 1983 And Subsequent Revisions.

SM = "Standard Methods For The Examination Of Water And Wastewater",

SW846 = "Test Methods For Evaluating Solid Waste, Physical/Chemical Methods", Third Edition, November 1986 And Its Updates.

USGS = "Methods For Analysis Of Water And Fluvial Sediments", USGS, 1989

Laboratory References:

TAL BUF = TestAmerica Buffalo, 10 Hazelwood Drive, Amherst, NY 14228-2298, TEL (716)691-2600

TAL EDI = TestAmerica Edison, 777 New Durham Road, Edison, NJ 08817, TEL (732)549-3900

Client Sample Results

Client: AKRF Inc
Project/Site: Kings Plaza Dewatering

TestAmerica Job ID: 460-127124-1

Client Sample ID: DW-INF

Date Collected: 01/20/17 01:55
Date Received: 01/20/17 07:55

Lab Sample ID: 460-127124-1

Matrix: Water

Method: 624 - Volatile Organic Compounds (GC/MS)

Analyte	Result	Qualifier	RL	MDL	Unit	D	Prepared	Analyzed	Dil Fac
1,1,1-Trichloroethane	50	U	50	14	ug/L			01/25/17 19:32	50
1,1,2,2-Tetrachloroethane	50	U	50	9.5	ug/L			01/25/17 19:32	50
1,1,2-Trichloroethane	50	U	50	4.0	ug/L			01/25/17 19:32	50
1,1-Dichloroethane	50	U	50	12	ug/L			01/25/17 19:32	50
1,1-Dichloroethene	**23**	**J**	50	17	ug/L			01/25/17 19:32	50
1,2,3-Trichlorobenzene	50	U	50	18	ug/L			01/25/17 19:32	50
1,2,4-Trichlorobenzene	50	U	50	14	ug/L			01/25/17 19:32	50
1,2-Dibromo-3-Chloropropane	50	U	50	12	ug/L			01/25/17 19:32	50
1,2-Dibromoethane	50	U	50	9.5	ug/L			01/25/17 19:32	50
1,2-Dichlorobenzene	50	U	50	11	ug/L			01/25/17 19:32	50
1,2-Dichloroethane	50	U	50	13	ug/L			01/25/17 19:32	50
1,2-Dichloropropane	50	U	50	9.0	ug/L			01/25/17 19:32	50
1,3-Dichlorobenzene	50	U	50	17	ug/L			01/25/17 19:32	50
1,4-Dichlorobenzene	50	U	50	17	ug/L			01/25/17 19:32	50
2-Butanone	250	U	250	110	ug/L			01/25/17 19:32	50
2-Hexanone	250	U	250	36	ug/L			01/25/17 19:32	50
4-Methyl-2-pentanone	250	U	250	32	ug/L			01/25/17 19:32	50
Acetone	250	U	250	54	ug/L			01/25/17 19:32	50
Benzene	**5.2**	**J**	50	4.5	ug/L			01/25/17 19:32	50
Bromodichloromethane	50	U	50	7.5	ug/L			01/25/17 19:32	50
Bromoform	50	U	50	9.0	ug/L			01/25/17 19:32	50
Bromomethane	50	U	50	9.0	ug/L			01/25/17 19:32	50
Carbon disulfide	50	U	50	11	ug/L			01/25/17 19:32	50
Carbon tetrachloride	50	U	50	17	ug/L			01/25/17 19:32	50
Chlorobenzene	50	U	50	12	ug/L			01/25/17 19:32	50
Chloroform	50	U	50	11	ug/L			01/25/17 19:32	50
Chloromethane	50	U	50	11	ug/L			01/25/17 19:32	50
cis-1,2-Dichloroethene	**11000**		50	13	ug/L			01/25/17 19:32	50
cis-1,3-Dichloropropene	50	U	50	8.0	ug/L			01/25/17 19:32	50
Cyclohexane	50	U	50	13	ug/L			01/25/17 19:32	50
Dibromochloromethane	50	U	50	11	ug/L			01/25/17 19:32	50
Dichlorodifluoromethane	50	U	50	7.0	ug/L			01/25/17 19:32	50
Ethyl Chloride	50	U	50	19	ug/L			01/25/17 19:32	50
Ethylbenzene	50	U	50	15	ug/L			01/25/17 19:32	50
Freon TF	50	U	50	17	ug/L			01/25/17 19:32	50
Isopropylbenzene	50	U	50	16	ug/L			01/25/17 19:32	50
Methyl acetate	250	U	250	29	ug/L			01/25/17 19:32	50
Methylcyclohexane	50	U	50	11	ug/L			01/25/17 19:32	50
Methylene Chloride	50	U	50	11	ug/L			01/25/17 19:32	50
MTBE	50	U	50	6.5	ug/L			01/25/17 19:32	50
m-Xylene & p-Xylene	50	U	50	14	ug/L			01/25/17 19:32	50
o-Xylene	50	U	50	16	ug/L			01/25/17 19:32	50
p-Dioxane	2500	U	2500	440	ug/L			01/25/17 19:32	50
Styrene	50	U	50	8.5	ug/L			01/25/17 19:32	50
Tetrachloroethene	**13000**		50	6.0	ug/L			01/25/17 19:32	50
Toluene	**18**	**J**	50	13	ug/L			01/25/17 19:32	50
trans-1,2-Dichloroethene	**700**		50	9.0	ug/L			01/25/17 19:32	50
trans-1,3-Dichloropropene	50	U	50	9.5	ug/L			01/25/17 19:32	50
Trichloroethene	**4200**		50	11	ug/L			01/25/17 19:32	50

Client Sample ID: DW-INF

Date Collected: 01/20/17 01:55
Date Received: 01/20/17 07:55

Lab Sample ID: 460-127124-1

Matrix: Water

Method: 624 - Volatile Organic Compounds (GC/MS) (Continued)

Analyte	Result	Qualifier	RL	MDL	Unit	D	Prepared	Analyzed	Dil Fac
Trichlorofluoromethane	50	U	50	7.5	ug/L			01/25/17 19:32	50
Vinyl chloride	**2900**		50	3.0	ug/L			01/25/17 19:32	50

Surrogate	*%Recovery*	*Qualifier*	*Limits*	*Prepared*	*Analyzed*	*Dil Fac*
1,2-Dichloroethane-d4 (Surr)	*99*		*48 - 130*		*01/25/17 19:32*	*50*
Bromofluorobenzene	*93*		*71 - 131*		*01/25/17 19:32*	*50*
Dibromofluoromethane (Surr)	*111*		*80 - 120*		*01/25/17 19:32*	*50*
Toluene-d8 (Surr)	*98*		*80 - 120*		*01/25/17 19:32*	*50*

Method: 625 - Semivolatile Organic Compounds (GC/MS) - DL

Analyte	Result	Qualifier	RL	MDL	Unit	D	Prepared	Analyzed	Dil Fac
2,2'-oxybis[1-chloropropane]	20	U	20	1.9	ug/L		01/23/17 11:41	01/26/17 10:30	2
2,4,5-Trichlorophenol	20	U	20	0.98	ug/L		01/23/17 11:41	01/26/17 10:30	2
2,4,6-Trichlorophenol	20	U	20	1.1	ug/L		01/23/17 11:41	01/26/17 10:30	2
2,4-Dichlorophenol	20	U	20	1.3	ug/L		01/23/17 11:41	01/26/17 10:30	2
2,4-Dimethylphenol	20	U	20	1.8	ug/L		01/23/17 11:41	01/26/17 10:30	2
2,4-Dinitrophenol	40	U	40	4.7	ug/L		01/23/17 11:41	01/26/17 10:30	2
2,4-Dinitrotoluene	4.0	U	4.0	2.1	ug/L		01/23/17 11:41	01/26/17 10:30	2
2,6-Dinitrotoluene	4.0	U	4.0	1.8	ug/L		01/23/17 11:41	01/26/17 10:30	2
2-Chloronaphthalene	20	U	20	1.2	ug/L		01/23/17 11:41	01/26/17 10:30	2
2-Chlorophenol	20	U	20	1.5	ug/L		01/23/17 11:41	01/26/17 10:30	2
2-Methylnaphthalene	**4.5**	**J**	20	1.8	ug/L		01/23/17 11:41	01/26/17 10:30	2
2-Methylphenol	20	U	20	2.6	ug/L		01/23/17 11:41	01/26/17 10:30	2
2-Nitroaniline	20	U	20	1.3	ug/L		01/23/17 11:41	01/26/17 10:30	2
2-Nitrophenol	20	U	20	1.2	ug/L		01/23/17 11:41	01/26/17 10:30	2
3,3'-Dichlorobenzidine	20	U	20	2.1	ug/L		01/23/17 11:41	01/26/17 10:30	2
3-Nitroaniline	20	U	20	1.6	ug/L		01/23/17 11:41	01/26/17 10:30	2
4,6-Dinitro-2-methylphenol	40	U	40	4.0	ug/L		01/23/17 11:41	01/26/17 10:30	2
4-Bromophenyl phenyl ether	20	U	20	2.0	ug/L		01/23/17 11:41	01/26/17 10:30	2
4-Chloro-3-methylphenol	20	U	20	1.5	ug/L		01/23/17 11:41	01/26/17 10:30	2
4-Chloroaniline	20	U	20	1.5	ug/L		01/23/17 11:41	01/26/17 10:30	2
4-Chlorophenyl phenyl ether	20	U	20	1.9	ug/L		01/23/17 11:41	01/26/17 10:30	2
4-Methylphenol	20	U	20	1.7	ug/L		01/23/17 11:41	01/26/17 10:30	2
4-Nitroaniline	20	U	20	0.96	ug/L		01/23/17 11:41	01/26/17 10:30	2
4-Nitrophenol	40	U	40	9.3	ug/L		01/23/17 11:41	01/26/17 10:30	2
Acenaphthene	20	U	20	1.8	ug/L		01/23/17 11:41	01/26/17 10:30	2
Acenaphthylene	20	U	20	1.3	ug/L		01/23/17 11:41	01/26/17 10:30	2
Acetophenone	20	U	20	2.1	ug/L		01/23/17 11:41	01/26/17 10:30	2
Anthracene	20	U	20	1.1	ug/L		01/23/17 11:41	01/26/17 10:30	2
Atrazine	4.0	U	4.0	1.5	ug/L		01/23/17 11:41	01/26/17 10:30	2
Benzaldehyde	20	U	20	1.7	ug/L		01/23/17 11:41	01/26/17 10:30	2
Benzo[a]anthracene	2.0	U	2.0	1.1	ug/L		01/23/17 11:41	01/26/17 10:30	2
Benzo[a]pyrene	2.0	U	2.0	0.32	ug/L		01/23/17 11:41	01/26/17 10:30	2
Benzo[b]fluoranthene	2.0	U	2.0	0.88	ug/L		01/23/17 11:41	01/26/17 10:30	2
Benzo[g,h,i]perylene	20	U	20	1.5	ug/L		01/23/17 11:41	01/26/17 10:30	2
Benzo[k]fluoranthene	2.0	U	2.0	0.36	ug/L		01/23/17 11:41	01/26/17 10:30	2
Bis(2-chloroethoxy)methane	20	U	20	1.4	ug/L		01/23/17 11:41	01/26/17 10:30	2
Bis(2-chloroethyl)ether	2.0	U	2.0	0.24	ug/L		01/23/17 11:41	01/26/17 10:30	2
Bis(2-ethylhexyl) phthalate	**6.7**		4.0	1.4	ug/L		01/23/17 11:41	01/26/17 10:30	2
Butyl benzyl phthalate	20	U	20	1.2	ug/L		01/23/17 11:41	01/26/17 10:30	2

Client Sample ID: DW-INF

Date Collected: 01/20/17 01:55
Date Received: 01/20/17 07:55

Lab Sample ID: 460-127124-1

Matrix: Water

Method: 625 - Semivolatile Organic Compounds (GC/MS) - DL (Continued)

Analyte	Result	Qualifier	RL	MDL	Unit	D	Prepared	Analyzed	Dil Fac
Caprolactam	20	U	20	2.1	ug/L		01/23/17 11:41	01/26/17 10:30	2
Carbazole	20	U	20	1.7	ug/L		01/23/17 11:41	01/26/17 10:30	2
Chrysene	4.0	U	4.0	1.3	ug/L		01/23/17 11:41	01/26/17 10:30	2
Dibenz(a,h)anthracene	2.0	U	2.0	0.18	ug/L		01/23/17 11:41	01/26/17 10:30	2
Dibenzofuran	20	U	20	1.7	ug/L		01/23/17 11:41	01/26/17 10:30	2
Diethyl phthalate	20	U	20	2.0	ug/L		01/23/17 11:41	01/26/17 10:30	2
Dimethyl phthalate	20	U	20	2.0	ug/L		01/23/17 11:41	01/26/17 10:30	2
Di-n-butyl phthalate	20	U	20	1.6	ug/L		01/23/17 11:41	01/26/17 10:30	2
Di-n-octyl phthalate	20	U	20	1.4	ug/L		01/23/17 11:41	01/26/17 10:30	2
Diphenyl	20	U	20	1.3	ug/L		01/23/17 11:41	01/26/17 10:30	2
Fluoranthene	20	U	20	1.4	ug/L		01/23/17 11:41	01/26/17 10:30	2
Fluorene	20	U	20	1.6	ug/L		01/23/17 11:41	01/26/17 10:30	2
Hexachlorobenzene	2.0	U	2.0	0.94	ug/L		01/23/17 11:41	01/26/17 10:30	2
Hexachlorobutadiene	2.0	U	2.0	1.5	ug/L		01/23/17 11:41	01/26/17 10:30	2
Hexachlorocyclopentadiene	20	U	20	1.2	ug/L		01/23/17 11:41	01/26/17 10:30	2
Hexachloroethane	2.0	U	2.0	0.18	ug/L		01/23/17 11:41	01/26/17 10:30	2
Indeno[1,2,3-cd]pyrene	2.0	U	2.0	0.42	ug/L		01/23/17 11:41	01/26/17 10:30	2
Isophorone	20	U	20	1.3	ug/L		01/23/17 11:41	01/26/17 10:30	2
Naphthalene	**2.5**	**J**	20	1.6	ug/L		01/23/17 11:41	01/26/17 10:30	2
Nitrobenzene	2.0	U	2.0	0.98	ug/L		01/23/17 11:41	01/26/17 10:30	2
N-Nitrosodi-n-propylamine	2.0	U	2.0	1.7	ug/L		01/23/17 11:41	01/26/17 10:30	2
N-Nitrosodiphenylamine	20	U	20	1.5	ug/L		01/23/17 11:41	01/26/17 10:30	2
Pentachlorophenol	40	U	40	4.4	ug/L		01/23/17 11:41	01/26/17 10:30	2
Phenanthrene	20	U	20	1.3	ug/L		01/23/17 11:41	01/26/17 10:30	2
Phenol	20	U	20	0.82	ug/L		01/23/17 11:41	01/26/17 10:30	2
Pyrene	20	U *	20	1.7	ug/L		01/23/17 11:41	01/26/17 10:30	2

Surrogate	*%Recovery*	*Qualifier*	*Limits*	*Prepared*	*Analyzed*	*Dil Fac*
2,4,6-Tribromophenol	*86*		*14 - 149*	*01/23/17 11:41*	*01/26/17 10:30*	*2*
2-Fluorobiphenyl	*91*		*44 - 129*	*01/23/17 11:41*	*01/26/17 10:30*	*2*
2-Fluorophenol	*36*		*10 - 76*	*01/23/17 11:41*	*01/26/17 10:30*	*2*
Nitrobenzene-d5	*84*		*49 - 125*	*01/23/17 11:41*	*01/26/17 10:30*	*2*
Phenol-d5	*17*		*10 - 150*	*01/23/17 11:41*	*01/26/17 10:30*	*2*
Terphenyl-d14	*75*		*28 - 150*	*01/23/17 11:41*	*01/26/17 10:30*	*2*

Method: 608 - Polychlorinated Biphenyls (PCBs) (GC)

Analyte	Result	Qualifier	RL	MDL	Unit	D	Prepared	Analyzed	Dil Fac
PCB-1016	0.051	U	0.051	0.017	ug/L		01/23/17 08:28	01/24/17 10:43	1
PCB-1221	0.051	U	0.051	0.024	ug/L		01/23/17 08:28	01/24/17 10:43	1
PCB-1232	0.051	U	0.051	0.028	ug/L		01/23/17 08:28	01/24/17 10:43	1
PCB-1242	0.051	U	0.051	0.031	ug/L		01/23/17 08:28	01/24/17 10:43	1
PCB-1248	0.051	U	0.051	0.017	ug/L		01/23/17 08:28	01/24/17 10:43	1
PCB-1254	0.051	U	0.051	0.017	ug/L		01/23/17 08:28	01/24/17 10:43	1
PCB-1260	0.051	U	0.051	0.012	ug/L		01/23/17 08:28	01/24/17 10:43	1
Polychlorinated biphenyls, Total	0.051	U	0.051	0.012	ug/L		01/23/17 08:28	01/24/17 10:43	1

Surrogate	*%Recovery*	*Qualifier*	*Limits*	*Prepared*	*Analyzed*	*Dil Fac*
DCB Decachlorobiphenyl	*82*		*13 - 150*	*01/23/17 08:28*	*01/24/17 10:43*	*1*
DCB Decachlorobiphenyl	*86*		*13 - 150*	*01/23/17 08:28*	*01/24/17 10:43*	*1*
Tetrachloro-m-xylene (Surr)	*77*		*14 - 150*	*01/23/17 08:28*	*01/24/17 10:43*	*1*

Client Sample Results

Client: AKRF Inc
Project/Site: Kings Plaza Dewatering

TestAmerica Job ID: 460-127124-1

Client Sample ID: DW-INF

Date Collected: 01/20/17 01:55
Date Received: 01/20/17 07:55

Lab Sample ID: 460-127124-1

Matrix: Water

Method: 608 - Polychlorinated Biphenyls (PCBs) (GC) (Continued)

Surrogate	*%Recovery*	*Qualifier*	*Limits*	*Prepared*	*Analyzed*	*Dil Fac*
Tetrachloro-m-xylene (Surr)	*65*		*14 - 150*	*01/23/17 08:28*	*01/24/17 10:43*	*1*

Method: 200.7 Rev 4.4 - Metals (ICP) - Total Recoverable

Analyte	Result	Qualifier	RL	MDL	Unit	D	Prepared	Analyzed	Dil Fac
Aluminum	**851**		200	63.9	ug/L		01/20/17 20:20	01/22/17 19:37	1
Antimony	**11.2**		10.0	5.1	ug/L		01/20/17 20:20	01/22/17 19:37	1
Arsenic	**9.1**		5.0	3.1	ug/L		01/20/17 20:20	01/22/17 19:37	1
Barium	**259**		200	5.2	ug/L		01/20/17 20:20	01/22/17 19:37	1
Beryllium	2.0	U	2.0	1.3	ug/L		01/20/17 20:20	01/22/17 19:37	1
Cadmium	**2.6**	**J**	5.0	1.6	ug/L		01/20/17 20:20	01/22/17 19:37	1
Calcium	**241000**		5000	289	ug/L		01/20/17 20:20	01/22/17 19:37	1
Chromium	**8.6**	**J**	10.0	4.6	ug/L		01/20/17 20:20	01/22/17 19:37	1
Cobalt	50.0	U	50.0	4.6	ug/L		01/20/17 20:20	01/22/17 19:37	1
Copper	**34.2**		25.0	5.6	ug/L		01/20/17 20:20	01/22/17 19:37	1
Iron	**8870**		150	78.3	ug/L		01/20/17 20:20	01/22/17 19:37	1
Lead	**16.1**		5.0	4.3	ug/L		01/20/17 20:20	01/22/17 19:37	1
Magnesium	**40600**		5000	249	ug/L		01/20/17 20:20	01/22/17 19:37	1
Manganese	**610**		15.0	4.9	ug/L		01/20/17 20:20	01/22/17 19:37	1
Nickel	**8.6**	**J**	40.0	5.5	ug/L		01/20/17 20:20	01/22/17 19:37	1
Potassium	**44600**		5000	117	ug/L		01/20/17 20:20	01/22/17 19:37	1
Selenium	25.0	U	25.0	23.1	ug/L		01/20/17 20:20	01/24/17 11:08	5
Silver	10.0	U	10.0	2.0	ug/L		01/20/17 20:20	01/22/17 19:37	1
Sodium	**915000**		25000	1110	ug/L		01/20/17 20:20	01/24/17 11:08	5
Thallium	**9.4**	**J**	10.0	8.1	ug/L		01/20/17 20:20	01/22/17 19:37	1
Vanadium	**8.3**	**J**	50.0	4.6	ug/L		01/20/17 20:20	01/22/17 19:37	1
Zinc	**267**		30.0	5.2	ug/L		01/20/17 20:20	01/22/17 19:37	1

Method: 245.1 - Mercury (CVAA)

Analyte	Result	Qualifier	RL	MDL	Unit	D	Prepared	Analyzed	Dil Fac
Mercury	0.20	U	0.20	0.17	ug/L		01/23/17 12:01	01/23/17 15:34	1

General Chemistry

Analyte	Result	Qualifier	NONE	NONE	Unit	D	Prepared	Analyzed	Dil Fac
Ignitability	**>160**				Degrees F			01/23/17 11:11	1
pH	**7.5**	**HF**			SU			01/23/17 13:21	1
Nitrogen, Total	**3.2**				mg/L			01/26/17 12:25	1

Analyte	Result	Qualifier	RL	MDL	Unit	D	Prepared	Analyzed	Dil Fac
SGT-HEM	**5.6**		5.0	2.0	mg/L			01/25/17 11:19	1
Total Kjeldahl Nitrogen	**3.2**		0.20	0.15	mg/L		01/23/17 04:32	01/23/17 11:34	1
Nitrate as N	0.10	U	0.10	0.010	mg/L			01/21/17 18:21	1
Nitrate Nitrite as N	**0.017**	**J**	0.10	0.0091	mg/L			01/21/17 18:21	1
Phenols, Total	0.50	U	0.50	0.12	mg/L		01/24/17 10:00	01/24/17 14:00	1
Chromium (hexavalent)	10.0	U	10.0	8.8	ug/L			01/20/17 12:30	1
Total Solids	**3690**		40.0	40.0	mg/L			01/24/17 09:01	1
Total Suspended Solids	**341**		10.0	10.0	mg/L			01/24/17 07:51	1
Chloride	**1660**		200	33.6	mg/L			01/25/17 16:45	40
Carbonaceous Biochemical Oxygen Demand 5	**4.3**	**H**	1.5	1.5	mg/L			01/25/17 13:34	1

Client Sample Results

Client: AKRF Inc
Project/Site: Kings Plaza Dewatering

TestAmerica Job ID: 460-127124-1

Client Sample ID: DW-PPF

Date Collected: 01/20/17 03:20
Date Received: 01/20/17 07:55

Lab Sample ID: 460-127124-2

Matrix: Water

Method: 624 - Volatile Organic Compounds (GC/MS)

Analyte	Result	Qualifier	RL	MDL	Unit	D	Prepared	Analyzed	Dil Fac
1,1,1-Trichloroethane	25	U	25	7.0	ug/L			01/25/17 18:45	25
1,1,2,2-Tetrachloroethane	25	U	25	4.8	ug/L			01/25/17 18:45	25
1,1,2-Trichloroethane	25	U	25	2.0	ug/L			01/25/17 18:45	25
1,1-Dichloroethane	25	U	25	6.0	ug/L			01/25/17 18:45	25
1,1-Dichloroethene	**13**	**J**	25	8.5	ug/L			01/25/17 18:45	25
1,2,3-Trichlorobenzene	25	U	25	8.8	ug/L			01/25/17 18:45	25
1,2,4-Trichlorobenzene	25	U	25	6.8	ug/L			01/25/17 18:45	25
1,2-Dibromo-3-Chloropropane	25	U	25	5.8	ug/L			01/25/17 18:45	25
1,2-Dibromoethane	25	U	25	4.8	ug/L			01/25/17 18:45	25
1,2-Dichlorobenzene	25	U	25	5.5	ug/L			01/25/17 18:45	25
1,2-Dichloroethane	25	U	25	6.3	ug/L			01/25/17 18:45	25
1,2-Dichloropropane	25	U	25	4.5	ug/L			01/25/17 18:45	25
1,3-Dichlorobenzene	25	U	25	8.3	ug/L			01/25/17 18:45	25
1,4-Dichlorobenzene	25	U	25	8.3	ug/L			01/25/17 18:45	25
2-Butanone	130	U	130	55	ug/L			01/25/17 18:45	25
2-Hexanone	130	U	130	18	ug/L			01/25/17 18:45	25
4-Methyl-2-pentanone	130	U	130	16	ug/L			01/25/17 18:45	25
Acetone	130	U	130	27	ug/L			01/25/17 18:45	25
Benzene	**4.5**	**J**	25	2.3	ug/L			01/25/17 18:45	25
Bromodichloromethane	25	U	25	3.8	ug/L			01/25/17 18:45	25
Bromoform	25	U	25	4.5	ug/L			01/25/17 18:45	25
Bromomethane	25	U	25	4.5	ug/L			01/25/17 18:45	25
Carbon disulfide	25	U	25	5.5	ug/L			01/25/17 18:45	25
Carbon tetrachloride	25	U	25	8.3	ug/L			01/25/17 18:45	25
Chlorobenzene	25	U	25	6.0	ug/L			01/25/17 18:45	25
Chloroform	25	U	25	5.5	ug/L			01/25/17 18:45	25
Chloromethane	25	U	25	5.5	ug/L			01/25/17 18:45	25
cis-1,2-Dichloroethene	**6600**		25	6.5	ug/L			01/25/17 18:45	25
cis-1,3-Dichloropropene	25	U	25	4.0	ug/L			01/25/17 18:45	25
Cyclohexane	25	U	25	6.5	ug/L			01/25/17 18:45	25
Dibromochloromethane	25	U	25	5.5	ug/L			01/25/17 18:45	25
Dichlorodifluoromethane	25	U	25	3.5	ug/L			01/25/17 18:45	25
Ethyl Chloride	25	U	25	9.3	ug/L			01/25/17 18:45	25
Ethylbenzene	25	U	25	7.5	ug/L			01/25/17 18:45	25
Freon TF	25	U	25	8.5	ug/L			01/25/17 18:45	25
Isopropylbenzene	25	U	25	8.0	ug/L			01/25/17 18:45	25
Methyl acetate	130	U	130	15	ug/L			01/25/17 18:45	25
Methylcyclohexane	25	U	25	5.5	ug/L			01/25/17 18:45	25
Methylene Chloride	25	U	25	5.3	ug/L			01/25/17 18:45	25
MTBE	25	U	25	3.3	ug/L			01/25/17 18:45	25
m-Xylene & p-Xylene	25	U	25	7.0	ug/L			01/25/17 18:45	25
o-Xylene	25	U	25	8.0	ug/L			01/25/17 18:45	25
p-Dioxane	1300	U	1300	220	ug/L			01/25/17 18:45	25
Styrene	25	U	25	4.3	ug/L			01/25/17 18:45	25
Tetrachloroethene	**7100**		25	3.0	ug/L			01/25/17 18:45	25
Toluene	**9.3**	**J**	25	6.3	ug/L			01/25/17 18:45	25
trans-1,2-Dichloroethene	**390**		25	4.5	ug/L			01/25/17 18:45	25
trans-1,3-Dichloropropene	25	U	25	4.8	ug/L			01/25/17 18:45	25
Trichloroethene	**2400**		25	5.5	ug/L			01/25/17 18:45	25

Client Sample ID: DW-PPF

Date Collected: 01/20/17 03:20
Date Received: 01/20/17 07:55

Lab Sample ID: 460-127124-2

Matrix: Water

Method: 624 - Volatile Organic Compounds (GC/MS) (Continued)

Analyte	Result	Qualifier	RL	MDL	Unit	D	Prepared	Analyzed	Dil Fac
Trichlorofluoromethane	25	U	25	3.8	ug/L			01/25/17 18:45	25
Vinyl chloride	**1600**		25	1.5	ug/L			01/25/17 18:45	25

Surrogate	*%Recovery*	*Qualifier*	*Limits*	*Prepared*	*Analyzed*	*Dil Fac*
1,2-Dichloroethane-d4 (Surr)	*95*		*48 - 130*		*01/25/17 18:45*	*25*
Bromofluorobenzene	*94*		*71 - 131*		*01/25/17 18:45*	*25*
Dibromofluoromethane (Surr)	*102*		*80 - 120*		*01/25/17 18:45*	*25*
Toluene-d8 (Surr)	*92*		*80 - 120*		*01/25/17 18:45*	*25*

Method: 625 - Semivolatile Organic Compounds (GC/MS)

Analyte	Result	Qualifier	RL	MDL	Unit	D	Prepared	Analyzed	Dil Fac
2,2'-oxybis[1-chloropropane]	10	U	10	0.93	ug/L		01/23/17 11:41	01/26/17 06:53	1
2,4,5-Trichlorophenol	10	U	10	0.49	ug/L		01/23/17 11:41	01/26/17 06:53	1
2,4,6-Trichlorophenol	10	U	10	0.53	ug/L		01/23/17 11:41	01/26/17 06:53	1
2,4-Dichlorophenol	10	U	10	0.63	ug/L		01/23/17 11:41	01/26/17 06:53	1
2,4-Dimethylphenol	10	U	10	0.91	ug/L		01/23/17 11:41	01/26/17 06:53	1
2,4-Dinitrophenol	20	U	20	2.4	ug/L		01/23/17 11:41	01/26/17 06:53	1
2,4-Dinitrotoluene	2.0	U	2.0	1.0	ug/L		01/23/17 11:41	01/26/17 06:53	1
2,6-Dinitrotoluene	2.0	U	2.0	0.88	ug/L		01/23/17 11:41	01/26/17 06:53	1
2-Chloronaphthalene	10	U	10	0.61	ug/L		01/23/17 11:41	01/26/17 06:53	1
2-Chlorophenol	10	U	10	0.74	ug/L		01/23/17 11:41	01/26/17 06:53	1
2-Methylnaphthalene	**6.5**	**J**	10	0.88	ug/L		01/23/17 11:41	01/26/17 06:53	1
2-Methylphenol	10	U	10	1.3	ug/L		01/23/17 11:41	01/26/17 06:53	1
2-Nitroaniline	10	U	10	0.65	ug/L		01/23/17 11:41	01/26/17 06:53	1
2-Nitrophenol	10	U	10	0.59	ug/L		01/23/17 11:41	01/26/17 06:53	1
3,3'-Dichlorobenzidine	10	U	10	1.0	ug/L		01/23/17 11:41	01/26/17 06:53	1
3-Nitroaniline	10	U	10	0.82	ug/L		01/23/17 11:41	01/26/17 06:53	1
4,6-Dinitro-2-methylphenol	20	U	20	2.0	ug/L		01/23/17 11:41	01/26/17 06:53	1
4-Bromophenyl phenyl ether	10	U	10	1.0	ug/L		01/23/17 11:41	01/26/17 06:53	1
4-Chloro-3-methylphenol	10	U	10	0.76	ug/L		01/23/17 11:41	01/26/17 06:53	1
4-Chloroaniline	10	U	10	0.73	ug/L		01/23/17 11:41	01/26/17 06:53	1
4-Chlorophenyl phenyl ether	10	U	10	0.96	ug/L		01/23/17 11:41	01/26/17 06:53	1
4-Methylphenol	10	U	10	0.87	ug/L		01/23/17 11:41	01/26/17 06:53	1
4-Nitroaniline	10	U	10	0.48	ug/L		01/23/17 11:41	01/26/17 06:53	1
4-Nitrophenol	20	U	20	4.7	ug/L		01/23/17 11:41	01/26/17 06:53	1
Acenaphthene	10	U	10	0.88	ug/L		01/23/17 11:41	01/26/17 06:53	1
Acenaphthylene	10	U	10	0.65	ug/L		01/23/17 11:41	01/26/17 06:53	1
Acetophenone	10	U	10	1.0	ug/L		01/23/17 11:41	01/26/17 06:53	1
Anthracene	10	U	10	0.57	ug/L		01/23/17 11:41	01/26/17 06:53	1
Atrazine	2.0	U	2.0	0.77	ug/L		01/23/17 11:41	01/26/17 06:53	1
Benzaldehyde	10	U	10	0.86	ug/L		01/23/17 11:41	01/26/17 06:53	1
Benzo[a]anthracene	1.0	U	1.0	0.55	ug/L		01/23/17 11:41	01/26/17 06:53	1
Benzo[a]pyrene	1.0	U	1.0	0.16	ug/L		01/23/17 11:41	01/26/17 06:53	1
Benzo[b]fluoranthene	1.0	U	1.0	0.44	ug/L		01/23/17 11:41	01/26/17 06:53	1
Benzo[g,h,i]perylene	10	U	10	0.75	ug/L		01/23/17 11:41	01/26/17 06:53	1
Benzo[k]fluoranthene	1.0	U	1.0	0.18	ug/L		01/23/17 11:41	01/26/17 06:53	1
Bis(2-chloroethoxy)methane	10	U	10	0.69	ug/L		01/23/17 11:41	01/26/17 06:53	1
Bis(2-chloroethyl)ether	1.0	U	1.0	0.12	ug/L		01/23/17 11:41	01/26/17 06:53	1
Bis(2-ethylhexyl) phthalate	**2.2**		2.0	0.72	ug/L		01/23/17 11:41	01/26/17 06:53	1
Butyl benzyl phthalate	10	U	10	0.60	ug/L		01/23/17 11:41	01/26/17 06:53	1

Client Sample ID: DW-PPF

Date Collected: 01/20/17 03:20
Date Received: 01/20/17 07:55

Lab Sample ID: 460-127124-2

Matrix: Water

Method: 625 - Semivolatile Organic Compounds (GC/MS) (Continued)

Analyte	Result	Qualifier	RL	MDL	Unit	D	Prepared	Analyzed	Dil Fac
Caprolactam	10	U	10	1.1	ug/L		01/23/17 11:41	01/26/17 06:53	1
Carbazole	10	U	10	0.85	ug/L		01/23/17 11:41	01/26/17 06:53	1
Chrysene	2.0	U	2.0	0.67	ug/L		01/23/17 11:41	01/26/17 06:53	1
Dibenz(a,h)anthracene	1.0	U	1.0	0.090	ug/L		01/23/17 11:41	01/26/17 06:53	1
Dibenzofuran	10	U	10	0.85	ug/L		01/23/17 11:41	01/26/17 06:53	1
Diethyl phthalate	10	U	10	1.0	ug/L		01/23/17 11:41	01/26/17 06:53	1
Dimethyl phthalate	10	U	10	0.98	ug/L		01/23/17 11:41	01/26/17 06:53	1
Di-n-butyl phthalate	10	U	10	0.82	ug/L		01/23/17 11:41	01/26/17 06:53	1
Di-n-octyl phthalate	10	U	10	0.69	ug/L		01/23/17 11:41	01/26/17 06:53	1
Diphenyl	10	U	10	0.63	ug/L		01/23/17 11:41	01/26/17 06:53	1
Fluoranthene	10	U	10	0.72	ug/L		01/23/17 11:41	01/26/17 06:53	1
Fluorene	**0.83**	**J**	10	0.80	ug/L		01/23/17 11:41	01/26/17 06:53	1
Hexachlorobenzene	1.0	U	1.0	0.47	ug/L		01/23/17 11:41	01/26/17 06:53	1
Hexachlorobutadiene	1.0	U	1.0	0.76	ug/L		01/23/17 11:41	01/26/17 06:53	1
Hexachlorocyclopentadiene	10	U	10	0.61	ug/L		01/23/17 11:41	01/26/17 06:53	1
Hexachloroethane	1.0	U	1.0	0.090	ug/L		01/23/17 11:41	01/26/17 06:53	1
Indeno[1,2,3-cd]pyrene	1.0	U	1.0	0.21	ug/L		01/23/17 11:41	01/26/17 06:53	1
Isophorone	10	U	10	0.67	ug/L		01/23/17 11:41	01/26/17 06:53	1
Naphthalene	**3.3**	**J**	10	0.80	ug/L		01/23/17 11:41	01/26/17 06:53	1
Nitrobenzene	1.0	U	1.0	0.49	ug/L		01/23/17 11:41	01/26/17 06:53	1
N-Nitrosodi-n-propylamine	1.0	U	1.0	0.83	ug/L		01/23/17 11:41	01/26/17 06:53	1
N-Nitrosodiphenylamine	10	U	10	0.74	ug/L		01/23/17 11:41	01/26/17 06:53	1
Pentachlorophenol	20	U	20	2.2	ug/L		01/23/17 11:41	01/26/17 06:53	1
Phenanthrene	**1.1**	**J**	10	0.65	ug/L		01/23/17 11:41	01/26/17 06:53	1
Phenol	10	U	10	0.41	ug/L		01/23/17 11:41	01/26/17 06:53	1
Pyrene	10	U *	10	0.83	ug/L		01/23/17 11:41	01/26/17 06:53	1

Surrogate	*%Recovery*	*Qualifier*	*Limits*	*Prepared*	*Analyzed*	*Dil Fac*
2,4,6-Tribromophenol	*97*		*14 - 149*	*01/23/17 11:41*	*01/26/17 06:53*	*1*
2-Fluorobiphenyl	*109*		*44 - 129*	*01/23/17 11:41*	*01/26/17 06:53*	*1*
2-Fluorophenol	*36*		*10 - 76*	*01/23/17 11:41*	*01/26/17 06:53*	*1*
Nitrobenzene-d5	*95*		*49 - 125*	*01/23/17 11:41*	*01/26/17 06:53*	*1*
Phenol-d5	*18*		*10 - 150*	*01/23/17 11:41*	*01/26/17 06:53*	*1*
Terphenyl-d14	*84*		*28 - 150*	*01/23/17 11:41*	*01/26/17 06:53*	*1*

Method: 608 - Polychlorinated Biphenyls (PCBs) (GC)

Analyte	Result	Qualifier	RL	MDL	Unit	D	Prepared	Analyzed	Dil Fac
PCB-1016	0.051	U	0.051	0.017	ug/L		01/23/17 08:28	01/24/17 10:57	1
PCB-1221	0.051	U	0.051	0.024	ug/L		01/23/17 08:28	01/24/17 10:57	1
PCB-1232	0.051	U	0.051	0.028	ug/L		01/23/17 08:28	01/24/17 10:57	1
PCB-1242	0.051	U	0.051	0.031	ug/L		01/23/17 08:28	01/24/17 10:57	1
PCB-1248	0.051	U	0.051	0.017	ug/L		01/23/17 08:28	01/24/17 10:57	1
PCB-1254	0.051	U	0.051	0.017	ug/L		01/23/17 08:28	01/24/17 10:57	1
PCB-1260	0.051	U	0.051	0.012	ug/L		01/23/17 08:28	01/24/17 10:57	1
Polychlorinated biphenyls, Total	0.051	U	0.051	0.012	ug/L		01/23/17 08:28	01/24/17 10:57	1

Surrogate	*%Recovery*	*Qualifier*	*Limits*	*Prepared*	*Analyzed*	*Dil Fac*
DCB Decachlorobiphenyl	*97*		*13 - 150*	*01/23/17 08:28*	*01/24/17 10:57*	*1*
DCB Decachlorobiphenyl	*97*		*13 - 150*	*01/23/17 08:28*	*01/24/17 10:57*	*1*
Tetrachloro-m-xylene (Surr)	*69*		*14 - 150*	*01/23/17 08:28*	*01/24/17 10:57*	*1*

Client Sample ID: DW-PPF

Date Collected: 01/20/17 03:20
Date Received: 01/20/17 07:55

Lab Sample ID: 460-127124-2

Matrix: Water

Method: 608 - Polychlorinated Biphenyls (PCBs) (GC) (Continued)

Surrogate	*%Recovery*	*Qualifier*	*Limits*	*Prepared*	*Analyzed*	*Dil Fac*
Tetrachloro-m-xylene (Surr)	*60*		*14 - 150*	*01/23/17 08:28*	*01/24/17 10:57*	*1*

Method: 200.7 Rev 4.4 - Metals (ICP) - Total Recoverable

Analyte	Result	Qualifier	RL	MDL	Unit	D	Prepared	Analyzed	Dil Fac
Aluminum	**500**		200	63.9	ug/L		01/20/17 20:20	01/22/17 19:52	1
Antimony	**6.8**	**J**	10.0	5.1	ug/L		01/20/17 20:20	01/22/17 19:52	1
Arsenic	**5.2**		5.0	3.1	ug/L		01/20/17 20:20	01/22/17 19:52	1
Barium	**219**		200	5.2	ug/L		01/20/17 20:20	01/22/17 19:52	1
Beryllium	2.0	U	2.0	1.3	ug/L		01/20/17 20:20	01/22/17 19:52	1
Cadmium	**1.9**	**J**	5.0	1.6	ug/L		01/20/17 20:20	01/22/17 19:52	1
Calcium	**201000**		5000	289	ug/L		01/20/17 20:20	01/22/17 19:52	1
Chromium	**5.1**	**J**	10.0	4.6	ug/L		01/20/17 20:20	01/22/17 19:52	1
Cobalt	50.0	U	50.0	4.6	ug/L		01/20/17 20:20	01/22/17 19:52	1
Copper	**31.6**		25.0	5.6	ug/L		01/20/17 20:20	01/22/17 19:52	1
Iron	**10400**		150	78.3	ug/L		01/20/17 20:20	01/22/17 19:52	1
Lead	**5.4**		5.0	4.3	ug/L		01/20/17 20:20	01/22/17 19:52	1
Magnesium	**34000**		5000	249	ug/L		01/20/17 20:20	01/22/17 19:52	1
Manganese	**542**		15.0	4.9	ug/L		01/20/17 20:20	01/22/17 19:52	1
Nickel	**6.9**	**J**	40.0	5.5	ug/L		01/20/17 20:20	01/22/17 19:52	1
Potassium	**36700**		5000	117	ug/L		01/20/17 20:20	01/22/17 19:52	1
Selenium	5.0	U	5.0	4.6	ug/L		01/20/17 20:20	01/22/17 19:52	1
Silver	10.0	U	10.0	2.0	ug/L		01/20/17 20:20	01/22/17 19:52	1
Sodium	**782000**		25000	1110	ug/L		01/20/17 20:20	01/24/17 11:12	5
Thallium	**9.0**	**J**	10.0	8.1	ug/L		01/20/17 20:20	01/22/17 19:52	1
Vanadium	50.0	U	50.0	4.6	ug/L		01/20/17 20:20	01/22/17 19:52	1
Zinc	**285**		30.0	5.2	ug/L		01/20/17 20:20	01/22/17 19:52	1

Method: 245.1 - Mercury (CVAA)

Analyte	Result	Qualifier	RL	MDL	Unit	D	Prepared	Analyzed	Dil Fac
Mercury	0.20	U	0.20	0.17	ug/L		01/23/17 12:01	01/23/17 15:40	1

General Chemistry

Analyte	Result	Qualifier	NONE	NONE	Unit	D	Prepared	Analyzed	Dil Fac
Ignitability	**>160**				Degrees F			01/23/17 11:27	1
pH	**7.6**	**HF**			SU			01/23/17 13:23	1
Nitrogen, Total	**2.6**				mg/L			01/26/17 12:25	1

Analyte	Result	Qualifier	RL	MDL	Unit	D	Prepared	Analyzed	Dil Fac
SGT-HEM	**4.1**	**J**	5.0	2.0	mg/L			01/25/17 11:19	1
Total Kjeldahl Nitrogen	**2.6**		0.20	0.15	mg/L		01/23/17 04:32	01/23/17 11:34	1
Nitrate as N	**0.023**	**J**	0.10	0.010	mg/L			01/21/17 18:23	1
Nitrate Nitrite as N	**0.048**	**J**	0.10	0.0091	mg/L			01/21/17 18:23	1
Phenols, Total	0.050	U	0.050	0.012	mg/L		01/24/17 10:00	01/24/17 14:00	1
Chromium (hexavalent)	10.0	U	10.0	8.8	ug/L			01/20/17 12:30	1
Total Solids	**3620**		20.0	20.0	mg/L			01/24/17 09:01	1
Total Suspended Solids	**68.0**		4.0	4.0	mg/L			01/24/17 07:51	1
Chloride	**1660**		200	33.6	mg/L			01/25/17 16:45	40
Carbonaceous Biochemical Oxygen Demand 5	1.5	U	1.5	1.5	mg/L			01/20/17 20:38	1

Client Sample Results

Client: AKRF Inc
Project/Site: Kings Plaza Dewatering

TestAmerica Job ID: 460-127124-1

Client Sample ID: DW-PCF

Date Collected: 01/20/17 03:46
Date Received: 01/20/17 07:55

Lab Sample ID: 460-127124-3

Matrix: Water

Method: 624 - Volatile Organic Compounds (GC/MS)

Analyte	Result	Qualifier	RL	MDL	Unit	D	Prepared	Analyzed	Dil Fac
1,1,1-Trichloroethane	1.0	U	1.0	0.28	ug/L			01/24/17 17:08	1
1,1,2,2-Tetrachloroethane	1.0	U	1.0	0.19	ug/L			01/24/17 17:08	1
1,1,2-Trichloroethane	1.0	U	1.0	0.080	ug/L			01/24/17 17:08	1
1,1-Dichloroethane	1.0	U	1.0	0.24	ug/L			01/24/17 17:08	1
1,1-Dichloroethene	1.0	U	1.0	0.34	ug/L			01/24/17 17:08	1
1,2,3-Trichlorobenzene	1.0	U	1.0	0.35	ug/L			01/24/17 17:08	1
1,2,4-Trichlorobenzene	1.0	U	1.0	0.27	ug/L			01/24/17 17:08	1
1,2-Dibromo-3-Chloropropane	1.0	U	1.0	0.23	ug/L			01/24/17 17:08	1
1,2-Dibromoethane	1.0	U	1.0	0.19	ug/L			01/24/17 17:08	1
1,2-Dichlorobenzene	1.0	U	1.0	0.22	ug/L			01/24/17 17:08	1
1,2-Dichloroethane	1.0	U	1.0	0.25	ug/L			01/24/17 17:08	1
1,2-Dichloropropane	1.0	U	1.0	0.18	ug/L			01/24/17 17:08	1
1,3-Dichlorobenzene	1.0	U	1.0	0.33	ug/L			01/24/17 17:08	1
1,4-Dichlorobenzene	1.0	U	1.0	0.33	ug/L			01/24/17 17:08	1
2-Butanone	5.0	U	5.0	2.2	ug/L			01/24/17 17:08	1
2-Hexanone	5.0	U	5.0	0.72	ug/L			01/24/17 17:08	1
4-Methyl-2-pentanone	5.0	U	5.0	0.63	ug/L			01/24/17 17:08	1
Acetone	**51**		5.0	1.1	ug/L			01/24/17 17:08	1
Benzene	1.0	U	1.0	0.090	ug/L			01/24/17 17:08	1
Bromodichloromethane	1.0	U	1.0	0.15	ug/L			01/24/17 17:08	1
Bromoform	1.0	U	1.0	0.18	ug/L			01/24/17 17:08	1
Bromomethane	1.0	U	1.0	0.18	ug/L			01/24/17 17:08	1
Carbon disulfide	1.0	U	1.0	0.22	ug/L			01/24/17 17:08	1
Carbon tetrachloride	1.0	U	1.0	0.33	ug/L			01/24/17 17:08	1
Chlorobenzene	1.0	U	1.0	0.24	ug/L			01/24/17 17:08	1
Chloroform	1.0	U	1.0	0.22	ug/L			01/24/17 17:08	1
Chloromethane	1.0	U	1.0	0.22	ug/L			01/24/17 17:08	1
cis-1,2-Dichloroethene	1.0	U	1.0	0.26	ug/L			01/24/17 17:08	1
cis-1,3-Dichloropropene	1.0	U	1.0	0.16	ug/L			01/24/17 17:08	1
Cyclohexane	1.0	U	1.0	0.26	ug/L			01/24/17 17:08	1
Dibromochloromethane	1.0	U	1.0	0.22	ug/L			01/24/17 17:08	1
Dichlorodifluoromethane	1.0	U	1.0	0.14	ug/L			01/24/17 17:08	1
Ethyl Chloride	1.0	U	1.0	0.37	ug/L			01/24/17 17:08	1
Ethylbenzene	1.0	U	1.0	0.30	ug/L			01/24/17 17:08	1
Freon TF	1.0	U	1.0	0.34	ug/L			01/24/17 17:08	1
Isopropylbenzene	1.0	U	1.0	0.32	ug/L			01/24/17 17:08	1
Methyl acetate	5.0	U	5.0	0.58	ug/L			01/24/17 17:08	1
Methylcyclohexane	1.0	U	1.0	0.22	ug/L			01/24/17 17:08	1
Methylene Chloride	1.0	U	1.0	0.21	ug/L			01/24/17 17:08	1
MTBE	1.0	U	1.0	0.13	ug/L			01/24/17 17:08	1
m-Xylene & p-Xylene	1.0	U	1.0	0.28	ug/L			01/24/17 17:08	1
o-Xylene	1.0	U	1.0	0.32	ug/L			01/24/17 17:08	1
p-Dioxane	50	U *	50	8.7	ug/L			01/24/17 17:08	1
Styrene	1.0	U	1.0	0.17	ug/L			01/24/17 17:08	1
Tetrachloroethene	1.0	U	1.0	0.12	ug/L			01/24/17 17:08	1
Toluene	1.0	U	1.0	0.25	ug/L			01/24/17 17:08	1
trans-1,2-Dichloroethene	1.0	U	1.0	0.18	ug/L			01/24/17 17:08	1
trans-1,3-Dichloropropene	1.0	U	1.0	0.19	ug/L			01/24/17 17:08	1
Trichloroethene	1.0	U	1.0	0.22	ug/L			01/24/17 17:08	1

Client Sample ID: DW-PCF

Date Collected: 01/20/17 03:46
Date Received: 01/20/17 07:55

Lab Sample ID: 460-127124-3

Matrix: Water

Method: 624 - Volatile Organic Compounds (GC/MS) (Continued)

Analyte	Result	Qualifier	RL	MDL	Unit	D	Prepared	Analyzed	Dil Fac
Trichlorofluoromethane	1.0	U	1.0	0.15	ug/L			01/24/17 17:08	1
Vinyl chloride	1.0	U	1.0	0.060	ug/L			01/24/17 17:08	1

Surrogate	*%Recovery*	*Qualifier*	*Limits*	*Prepared*	*Analyzed*	*Dil Fac*
1,2-Dichloroethane-d4 (Surr)	*104*		*48 - 130*		*01/24/17 17:08*	*1*
Bromofluorobenzene	*94*		*71 - 131*		*01/24/17 17:08*	*1*
Dibromofluoromethane (Surr)	*103*		*80 - 120*		*01/24/17 17:08*	*1*
Toluene-d8 (Surr)	*91*		*80 - 120*		*01/24/17 17:08*	*1*

Method: 625 - Semivolatile Organic Compounds (GC/MS)

Analyte	Result	Qualifier	RL	MDL	Unit	D	Prepared	Analyzed	Dil Fac
2,2'-oxybis[1-chloropropane]	10	U	10	0.93	ug/L		01/23/17 11:41	01/26/17 07:57	1
2,4,5-Trichlorophenol	10	U	10	0.49	ug/L		01/23/17 11:41	01/26/17 07:57	1
2,4,6-Trichlorophenol	10	U	10	0.53	ug/L		01/23/17 11:41	01/26/17 07:57	1
2,4-Dichlorophenol	10	U	10	0.63	ug/L		01/23/17 11:41	01/26/17 07:57	1
2,4-Dimethylphenol	10	U	10	0.91	ug/L		01/23/17 11:41	01/26/17 07:57	1
2,4-Dinitrophenol	20	U	20	2.4	ug/L		01/23/17 11:41	01/26/17 07:57	1
2,4-Dinitrotoluene	2.0	U	2.0	1.0	ug/L		01/23/17 11:41	01/26/17 07:57	1
2,6-Dinitrotoluene	2.0	U	2.0	0.88	ug/L		01/23/17 11:41	01/26/17 07:57	1
2-Chloronaphthalene	10	U	10	0.61	ug/L		01/23/17 11:41	01/26/17 07:57	1
2-Chlorophenol	10	U	10	0.74	ug/L		01/23/17 11:41	01/26/17 07:57	1
2-Methylnaphthalene	10	U	10	0.88	ug/L		01/23/17 11:41	01/26/17 07:57	1
2-Methylphenol	10	U	10	1.3	ug/L		01/23/17 11:41	01/26/17 07:57	1
2-Nitroaniline	10	U	10	0.65	ug/L		01/23/17 11:41	01/26/17 07:57	1
2-Nitrophenol	10	U	10	0.59	ug/L		01/23/17 11:41	01/26/17 07:57	1
3,3'-Dichlorobenzidine	10	U	10	1.0	ug/L		01/23/17 11:41	01/26/17 07:57	1
3-Nitroaniline	10	U	10	0.82	ug/L		01/23/17 11:41	01/26/17 07:57	1
4,6-Dinitro-2-methylphenol	20	U	20	2.0	ug/L		01/23/17 11:41	01/26/17 07:57	1
4-Bromophenyl phenyl ether	10	U	10	1.0	ug/L		01/23/17 11:41	01/26/17 07:57	1
4-Chloro-3-methylphenol	10	U	10	0.76	ug/L		01/23/17 11:41	01/26/17 07:57	1
4-Chloroaniline	10	U	10	0.73	ug/L		01/23/17 11:41	01/26/17 07:57	1
4-Chlorophenyl phenyl ether	10	U	10	0.96	ug/L		01/23/17 11:41	01/26/17 07:57	1
4-Methylphenol	10	U	10	0.87	ug/L		01/23/17 11:41	01/26/17 07:57	1
4-Nitroaniline	10	U	10	0.48	ug/L		01/23/17 11:41	01/26/17 07:57	1
4-Nitrophenol	20	U	20	4.7	ug/L		01/23/17 11:41	01/26/17 07:57	1
Acenaphthene	10	U	10	0.88	ug/L		01/23/17 11:41	01/26/17 07:57	1
Acenaphthylene	10	U	10	0.65	ug/L		01/23/17 11:41	01/26/17 07:57	1
Acetophenone	10	U	10	1.0	ug/L		01/23/17 11:41	01/26/17 07:57	1
Anthracene	10	U	10	0.57	ug/L		01/23/17 11:41	01/26/17 07:57	1
Atrazine	2.0	U	2.0	0.77	ug/L		01/23/17 11:41	01/26/17 07:57	1
Benzaldehyde	10	U	10	0.86	ug/L		01/23/17 11:41	01/26/17 07:57	1
Benzo[a]anthracene	1.0	U	1.0	0.55	ug/L		01/23/17 11:41	01/26/17 07:57	1
Benzo[a]pyrene	1.0	U	1.0	0.16	ug/L		01/23/17 11:41	01/26/17 07:57	1
Benzo[b]fluoranthene	1.0	U	1.0	0.44	ug/L		01/23/17 11:41	01/26/17 07:57	1
Benzo[g,h,i]perylene	10	U	10	0.75	ug/L		01/23/17 11:41	01/26/17 07:57	1
Benzo[k]fluoranthene	1.0	U	1.0	0.18	ug/L		01/23/17 11:41	01/26/17 07:57	1
Bis(2-chloroethoxy)methane	10	U	10	0.69	ug/L		01/23/17 11:41	01/26/17 07:57	1
Bis(2-chloroethyl)ether	1.0	U	1.0	0.12	ug/L		01/23/17 11:41	01/26/17 07:57	1
Bis(2-ethylhexyl) phthalate	2.0	U	2.0	0.72	ug/L		01/23/17 11:41	01/26/17 07:57	1
Butyl benzyl phthalate	10	U	10	0.60	ug/L		01/23/17 11:41	01/26/17 07:57	1

Client Sample ID: DW-PCF

Date Collected: 01/20/17 03:46
Date Received: 01/20/17 07:55

Lab Sample ID: 460-127124-3

Matrix: Water

Method: 625 - Semivolatile Organic Compounds (GC/MS) (Continued)

Analyte	Result	Qualifier	RL	MDL	Unit	D	Prepared	Analyzed	Dil Fac
Caprolactam	10	U	10	1.1	ug/L		01/23/17 11:41	01/26/17 07:57	1
Carbazole	10	U	10	0.85	ug/L		01/23/17 11:41	01/26/17 07:57	1
Chrysene	2.0	U	2.0	0.67	ug/L		01/23/17 11:41	01/26/17 07:57	1
Dibenz(a,h)anthracene	1.0	U	1.0	0.090	ug/L		01/23/17 11:41	01/26/17 07:57	1
Dibenzofuran	10	U	10	0.85	ug/L		01/23/17 11:41	01/26/17 07:57	1
Diethyl phthalate	10	U	10	1.0	ug/L		01/23/17 11:41	01/26/17 07:57	1
Dimethyl phthalate	10	U	10	0.98	ug/L		01/23/17 11:41	01/26/17 07:57	1
Di-n-butyl phthalate	10	U	10	0.82	ug/L		01/23/17 11:41	01/26/17 07:57	1
Di-n-octyl phthalate	10	U	10	0.69	ug/L		01/23/17 11:41	01/26/17 07:57	1
Diphenyl	10	U	10	0.63	ug/L		01/23/17 11:41	01/26/17 07:57	1
Fluoranthene	10	U	10	0.72	ug/L		01/23/17 11:41	01/26/17 07:57	1
Fluorene	10	U	10	0.80	ug/L		01/23/17 11:41	01/26/17 07:57	1
Hexachlorobenzene	1.0	U	1.0	0.47	ug/L		01/23/17 11:41	01/26/17 07:57	1
Hexachlorobutadiene	1.0	U	1.0	0.76	ug/L		01/23/17 11:41	01/26/17 07:57	1
Hexachlorocyclopentadiene	10	U	10	0.61	ug/L		01/23/17 11:41	01/26/17 07:57	1
Hexachloroethane	1.0	U	1.0	0.090	ug/L		01/23/17 11:41	01/26/17 07:57	1
Indeno[1,2,3-cd]pyrene	1.0	U	1.0	0.21	ug/L		01/23/17 11:41	01/26/17 07:57	1
Isophorone	10	U	10	0.67	ug/L		01/23/17 11:41	01/26/17 07:57	1
Naphthalene	10	U	10	0.80	ug/L		01/23/17 11:41	01/26/17 07:57	1
Nitrobenzene	1.0	U	1.0	0.49	ug/L		01/23/17 11:41	01/26/17 07:57	1
N-Nitrosodi-n-propylamine	1.0	U	1.0	0.83	ug/L		01/23/17 11:41	01/26/17 07:57	1
N-Nitrosodiphenylamine	10	U	10	0.74	ug/L		01/23/17 11:41	01/26/17 07:57	1
Pentachlorophenol	20	U	20	2.2	ug/L		01/23/17 11:41	01/26/17 07:57	1
Phenanthrene	10	U	10	0.65	ug/L		01/23/17 11:41	01/26/17 07:57	1
Phenol	10	U	10	0.41	ug/L		01/23/17 11:41	01/26/17 07:57	1
Pyrene	10	U *	10	0.83	ug/L		01/23/17 11:41	01/26/17 07:57	1

Surrogate	*%Recovery*	*Qualifier*	*Limits*	*Prepared*	*Analyzed*	*Dil Fac*
2,4,6-Tribromophenol	*86*		*14 - 149*	*01/23/17 11:41*	*01/26/17 07:57*	*1*
2-Fluorobiphenyl	*99*		*44 - 129*	*01/23/17 11:41*	*01/26/17 07:57*	*1*
2-Fluorophenol	*33*		*10 - 76*	*01/23/17 11:41*	*01/26/17 07:57*	*1*
Nitrobenzene-d5	*90*		*49 - 125*	*01/23/17 11:41*	*01/26/17 07:57*	*1*
Phenol-d5	*19*		*10 - 150*	*01/23/17 11:41*	*01/26/17 07:57*	*1*
Terphenyl-d14	*115*		*28 - 150*	*01/23/17 11:41*	*01/26/17 07:57*	*1*

Method: 608 - Polychlorinated Biphenyls (PCBs) (GC)

Analyte	Result	Qualifier	RL	MDL	Unit	D	Prepared	Analyzed	Dil Fac
PCB-1016	0.051	U	0.051	0.017	ug/L		01/23/17 08:28	01/24/17 11:11	1
PCB-1221	0.051	U	0.051	0.024	ug/L		01/23/17 08:28	01/24/17 11:11	1
PCB-1232	0.051	U	0.051	0.028	ug/L		01/23/17 08:28	01/24/17 11:11	1
PCB-1242	0.051	U	0.051	0.031	ug/L		01/23/17 08:28	01/24/17 11:11	1
PCB-1248	0.051	U	0.051	0.017	ug/L		01/23/17 08:28	01/24/17 11:11	1
PCB-1254	0.051	U	0.051	0.017	ug/L		01/23/17 08:28	01/24/17 11:11	1
PCB-1260	0.051	U	0.051	0.012	ug/L		01/23/17 08:28	01/24/17 11:11	1
Polychlorinated biphenyls, Total	0.051	U	0.051	0.012	ug/L		01/23/17 08:28	01/24/17 11:11	1

Surrogate	*%Recovery*	*Qualifier*	*Limits*	*Prepared*	*Analyzed*	*Dil Fac*
DCB Decachlorobiphenyl	*108*		*13 - 150*	*01/23/17 08:28*	*01/24/17 11:11*	*1*
DCB Decachlorobiphenyl	*104*		*13 - 150*	*01/23/17 08:28*	*01/24/17 11:11*	*1*
Tetrachloro-m-xylene (Surr)	*80*		*14 - 150*	*01/23/17 08:28*	*01/24/17 11:11*	*1*

Client Sample ID: DW-PCF

Date Collected: 01/20/17 03:46
Date Received: 01/20/17 07:55

Lab Sample ID: 460-127124-3

Matrix: Water

Method: 608 - Polychlorinated Biphenyls (PCBs) (GC) (Continued)

Surrogate	*%Recovery*	*Qualifier*	*Limits*	*Prepared*	*Analyzed*	*Dil Fac*
Tetrachloro-m-xylene (Surr)	*82*		*14 - 150*	*01/23/17 08:28*	*01/24/17 11:11*	*1*

Method: 200.7 Rev 4.4 - Metals (ICP) - Total Recoverable

Analyte	Result	Qualifier	RL	MDL	Unit	D	Prepared	Analyzed	Dil Fac
Aluminum	200	U	200	63.9	ug/L		01/20/17 20:20	01/22/17 19:56	1
Antimony	10.0	U	10.0	5.1	ug/L		01/20/17 20:20	01/22/17 19:56	1
Arsenic	5.0	U	5.0	3.1	ug/L		01/20/17 20:20	01/22/17 19:56	1
Barium	**8.9**	**J**	200	5.2	ug/L		01/20/17 20:20	01/22/17 19:56	1
Beryllium	2.0	U	2.0	1.3	ug/L		01/20/17 20:20	01/22/17 19:56	1
Cadmium	5.0	U	5.0	1.6	ug/L		01/20/17 20:20	01/22/17 19:56	1
Calcium	**5540**		5000	289	ug/L		01/20/17 20:20	01/22/17 19:56	1
Chromium	10.0	U	10.0	4.6	ug/L		01/20/17 20:20	01/22/17 19:56	1
Cobalt	50.0	U	50.0	4.6	ug/L		01/20/17 20:20	01/22/17 19:56	1
Copper	25.0	U	25.0	5.6	ug/L		01/20/17 20:20	01/22/17 19:56	1
Iron	**419**		150	78.3	ug/L		01/20/17 20:20	01/22/17 19:56	1
Lead	5.0	U	5.0	4.3	ug/L		01/20/17 20:20	01/22/17 19:56	1
Magnesium	**2920**	**J**	5000	249	ug/L		01/20/17 20:20	01/22/17 19:56	1
Manganese	**140**		15.0	4.9	ug/L		01/20/17 20:20	01/22/17 19:56	1
Nickel	40.0	U	40.0	5.5	ug/L		01/20/17 20:20	01/22/17 19:56	1
Potassium	**3120**	**J**	5000	117	ug/L		01/20/17 20:20	01/22/17 19:56	1
Selenium	5.0	U	5.0	4.6	ug/L		01/20/17 20:20	01/22/17 19:56	1
Silver	10.0	U	10.0	2.0	ug/L		01/20/17 20:20	01/22/17 19:56	1
Sodium	**67100**		5000	221	ug/L		01/20/17 20:20	01/22/17 19:56	1
Thallium	10.0	U	10.0	8.1	ug/L		01/20/17 20:20	01/22/17 19:56	1
Vanadium	50.0	U	50.0	4.6	ug/L		01/20/17 20:20	01/22/17 19:56	1
Zinc	**46.3**		30.0	5.2	ug/L		01/20/17 20:20	01/22/17 19:56	1

Method: 245.1 - Mercury (CVAA)

Analyte	Result	Qualifier	RL	MDL	Unit	D	Prepared	Analyzed	Dil Fac
Mercury	0.20	U	0.20	0.17	ug/L		01/23/17 12:01	01/23/17 15:42	1

General Chemistry

Analyte	Result	Qualifier	NONE	NONE	Unit	D	Prepared	Analyzed	Dil Fac
Ignitability	**>160**				Degrees F			01/23/17 11:40	1
pH	**6.4**	**HF**			SU			01/23/17 13:27	1
Nitrogen, Total	**0.38**				mg/L			01/26/17 12:25	1

Analyte	Result	Qualifier	RL	MDL	Unit	D	Prepared	Analyzed	Dil Fac
SGT-HEM	**2.1**	**J**	5.0	2.0	mg/L			01/25/17 11:19	1
Total Kjeldahl Nitrogen	0.20	U	0.20	0.15	mg/L		01/23/17 04:32	01/23/17 11:34	1
Nitrate as N	**0.38**		0.10	0.010	mg/L			01/21/17 18:34	1
Nitrate Nitrite as N	**0.38**		0.10	0.0091	mg/L			01/21/17 18:34	1
Phenols, Total	**0.087**		0.050	0.012	mg/L		01/24/17 10:00	01/24/17 14:06	1
Chromium (hexavalent)	10.0	U	10.0	8.8	ug/L			01/20/17 12:30	1
Total Solids	**215**		10.0	10.0	mg/L			01/24/17 09:01	1
Total Suspended Solids	1.0	U	1.0	1.0	mg/L			01/24/17 07:51	1
Chloride	**79.5**		5.0	0.84	mg/L			01/25/17 16:45	1
Carbonaceous Biochemical Oxygen Demand 5	1.5	U	1.5	1.5	mg/L			01/20/17 20:30	1

Surrogate Summary

Client: AKRF Inc
Project/Site: Kings Plaza Dewatering

TestAmerica Job ID: 460-127124-1

Method: 624 - Volatile Organic Compounds (GC/MS)

Matrix: Water **Prep Type: Total/NA**

		Percent Surrogate Recovery (Acceptance Limits)			
		12DCE	BFB	DBFM	TOL
Lab Sample ID	Client Sample ID	(48-130)	(71-131)	(80-120)	(80-120)
460-127124-1	DW-INF	99	93	111	98
460-127124-2	DW-PPF	95	94	102	92
460-127124-3	DW-PCF	104	94	103	91
460-127124-3 MS	DW-PCF	99	99	100	102
460-127124-3 MSD	DW-PCF	94	101	99	97
460-127205-A-2 MS	Matrix Spike	93	99	96	96
460-127205-A-2 MSD	Matrix Spike Duplicate	94	101	98	102
LCS 460-416150/4	Lab Control Sample	90	102	93	99
LCS 460-416336/4	Lab Control Sample	99	102	99	104
MB 460-416150/7	Method Blank	96	88	94	100
MB 460-416336/8	Method Blank	104	84	109	96

Surrogate Legend

12DCE = 1,2-Dichloroethane-d4 (Surr)
BFB = Bromofluorobenzene
DBFM = Dibromofluoromethane (Surr)
TOL = Toluene-d8 (Surr)

Method: 625 - Semivolatile Organic Compounds (GC/MS)

Matrix: Water **Prep Type: Total/NA**

		Percent Surrogate Recovery (Acceptance Limits)					
		TBP	FBP	2FP	NBZ	PHL	TPH
Lab Sample ID	Client Sample ID	(14-149)	(44-129)	(10-76)	(49-125)	(10-150)	(28-150)
460-127124-1 - DL	DW-INF	86	91	36	84	17	75
460-127124-2	DW-PPF	97	109	36	95	18	84
460-127124-3	DW-PCF	86	99	33	90	19	115
LCS 460-416046/2-A	Lab Control Sample	86	100	38	82	22	102
LCS 460-416046/4-A	Lab Control Sample	89	106	36	88	24	117
LCSD 460-416046/3-A	Lab Control Sample Dup	95	100	32	82	20	110
LCSD 460-416046/5-A	Lab Control Sample Dup	85	94	35	84	20	109
MB 460-416046/1-A	Method Blank	81	96	35	87	22	107

Surrogate Legend

TBP = 2,4,6-Tribromophenol
FBP = 2-Fluorobiphenyl
2FP = 2-Fluorophenol
NBZ = Nitrobenzene-d5
PHL = Phenol-d5
TPH = Terphenyl-d14

Method: 608 - Polychlorinated Biphenyls (PCBs) (GC)

Matrix: Water **Prep Type: Total/NA**

		Percent Surrogate Recovery (Acceptance Limits)			
		DCB1	DCB2	TCX1	TCX2
Lab Sample ID	Client Sample ID	(13-150)	(13-150)	(14-150)	(14-150)
460-127124-1	DW-INF	82	86	77	65
460-127124-2	DW-PPF	97	97	69	60
460-127124-3	DW-PCF	108	104	80	82

Surrogate Summary

Client: AKRF Inc
Project/Site: Kings Plaza Dewatering

TestAmerica Job ID: 460-127124-1

Method: 608 - Polychlorinated Biphenyls (PCBs) (GC) (Continued)

Matrix: Water **Prep Type: Total/NA**

		Percent Surrogate Recovery (Acceptance Limits)			
		DCB1	DCB2	TCX1	TCX2
Lab Sample ID	**Client Sample ID**	**(13-150)**	**(13-150)**	**(14-150)**	**(14-150)**
LCS 460-416015/2-A	Lab Control Sample	97	94	69	70
LCSD 460-416015/3-A	Lab Control Sample Dup	85	83	65	67
MB 460-416015/1-A	Method Blank	79	76	63	64

Surrogate Legend

DCB = DCB Decachlorobiphenyl

TCX = Tetrachloro-m-xylene (Surr)

Method: 624 - Volatile Organic Compounds (GC/MS)

Lab Sample ID: MB 460-416150/7
Matrix: Water
Analysis Batch: 416150

Client Sample ID: Method Blank
Prep Type: Total/NA

Analyte	MB Result	MB Qualifier	RL	MDL	Unit	D	Prepared	Analyzed	Dil Fac
1,1,1-Trichloroethane	1.0	U	1.0	0.28	ug/L			01/24/17 08:54	1
1,1,2,2-Tetrachloroethane	1.0	U	1.0	0.19	ug/L			01/24/17 08:54	1
1,1,2-Trichloroethane	1.0	U	1.0	0.080	ug/L			01/24/17 08:54	1
1,1-Dichloroethane	1.0	U	1.0	0.24	ug/L			01/24/17 08:54	1
1,1-Dichloroethene	1.0	U	1.0	0.34	ug/L			01/24/17 08:54	1
1,2,3-Trichlorobenzene	1.0	U	1.0	0.35	ug/L			01/24/17 08:54	1
1,2,4-Trichlorobenzene	1.0	U	1.0	0.27	ug/L			01/24/17 08:54	1
1,2-Dibromo-3-Chloropropane	1.0	U	1.0	0.23	ug/L			01/24/17 08:54	1
1,2-Dibromoethane	1.0	U	1.0	0.19	ug/L			01/24/17 08:54	1
1,2-Dichlorobenzene	1.0	U	1.0	0.22	ug/L			01/24/17 08:54	1
1,2-Dichloroethane	1.0	U	1.0	0.25	ug/L			01/24/17 08:54	1
1,2-Dichloropropane	1.0	U	1.0	0.18	ug/L			01/24/17 08:54	1
1,3-Dichlorobenzene	1.0	U	1.0	0.33	ug/L			01/24/17 08:54	1
1,4-Dichlorobenzene	1.0	U	1.0	0.33	ug/L			01/24/17 08:54	1
2-Butanone	5.0	U	5.0	2.2	ug/L			01/24/17 08:54	1
2-Hexanone	5.0	U	5.0	0.72	ug/L			01/24/17 08:54	1
4-Methyl-2-pentanone	5.0	U	5.0	0.63	ug/L			01/24/17 08:54	1
Acetone	5.0	U	5.0	1.1	ug/L			01/24/17 08:54	1
Benzene	1.0	U	1.0	0.090	ug/L			01/24/17 08:54	1
Bromodichloromethane	1.0	U	1.0	0.15	ug/L			01/24/17 08:54	1
Bromoform	1.0	U	1.0	0.18	ug/L			01/24/17 08:54	1
Bromomethane	1.0	U	1.0	0.18	ug/L			01/24/17 08:54	1
Carbon disulfide	1.0	U	1.0	0.22	ug/L			01/24/17 08:54	1
Carbon tetrachloride	1.0	U	1.0	0.33	ug/L			01/24/17 08:54	1
Chlorobenzene	1.0	U	1.0	0.24	ug/L			01/24/17 08:54	1
Chloroform	1.0	U	1.0	0.22	ug/L			01/24/17 08:54	1
Chloromethane	1.0	U	1.0	0.22	ug/L			01/24/17 08:54	1
cis-1,2-Dichloroethene	1.0	U	1.0	0.26	ug/L			01/24/17 08:54	1
cis-1,3-Dichloropropene	1.0	U	1.0	0.16	ug/L			01/24/17 08:54	1
Cyclohexane	1.0	U	1.0	0.26	ug/L			01/24/17 08:54	1
Dibromochloromethane	1.0	U	1.0	0.22	ug/L			01/24/17 08:54	1
Dichlorodifluoromethane	1.0	U	1.0	0.14	ug/L			01/24/17 08:54	1
Ethyl Chloride	1.0	U	1.0	0.37	ug/L			01/24/17 08:54	1
Ethylbenzene	1.0	U	1.0	0.30	ug/L			01/24/17 08:54	1
Freon TF	1.0	U	1.0	0.34	ug/L			01/24/17 08:54	1
Isopropylbenzene	1.0	U	1.0	0.32	ug/L			01/24/17 08:54	1
Methyl acetate	5.0	U	5.0	0.58	ug/L			01/24/17 08:54	1
Methylcyclohexane	1.0	U	1.0	0.22	ug/L			01/24/17 08:54	1
Methylene Chloride	1.0	U	1.0	0.21	ug/L			01/24/17 08:54	1
MTBE	1.0	U	1.0	0.13	ug/L			01/24/17 08:54	1
m-Xylene & p-Xylene	1.0	U	1.0	0.28	ug/L			01/24/17 08:54	1
o-Xylene	1.0	U	1.0	0.32	ug/L			01/24/17 08:54	1
p-Dioxane	50	U	50	8.7	ug/L			01/24/17 08:54	1
Styrene	1.0	U	1.0	0.17	ug/L			01/24/17 08:54	1
Tetrachloroethene	1.0	U	1.0	0.12	ug/L			01/24/17 08:54	1
Toluene	1.0	U	1.0	0.25	ug/L			01/24/17 08:54	1
trans-1,2-Dichloroethene	1.0	U	1.0	0.18	ug/L			01/24/17 08:54	1
trans-1,3-Dichloropropene	1.0	U	1.0	0.19	ug/L			01/24/17 08:54	1

Method: 624 - Volatile Organic Compounds (GC/MS) (Continued)

Lab Sample ID: MB 460-416150/7
Matrix: Water
Analysis Batch: 416150

Client Sample ID: Method Blank
Prep Type: Total/NA

Analyte	MB Result	MB Qualifier	RL	MDL	Unit	D	Prepared	Analyzed	Dil Fac
Trichloroethene	1.0	U	1.0	0.22	ug/L			01/24/17 08:54	1
Trichlorofluoromethane	1.0	U	1.0	0.15	ug/L			01/24/17 08:54	1
Vinyl chloride	1.0	U	1.0	0.060	ug/L			01/24/17 08:54	1

Surrogate	*MB %Recovery*	*MB Qualifier*	*Limits*	*Prepared*	*Analyzed*	*Dil Fac*
1,2-Dichloroethane-d4 (Surr)	*96*		*48 - 130*		*01/24/17 08:54*	*1*
Bromofluorobenzene	*88*		*71 - 131*		*01/24/17 08:54*	*1*
Dibromofluoromethane (Surr)	*94*		*80 - 120*		*01/24/17 08:54*	*1*
Toluene-d8 (Surr)	*100*		*80 - 120*		*01/24/17 08:54*	*1*

Lab Sample ID: LCS 460-416150/4
Matrix: Water
Analysis Batch: 416150

Client Sample ID: Lab Control Sample
Prep Type: Total/NA

Analyte	Spike Added	LCS Result	LCS Qualifier	Unit	D	%Rec	%Rec. Limits
1,1,1-Trichloroethane	20.0	18.8		ug/L		94	52 - 162
1,1,2,2-Tetrachloroethane	20.0	21.7		ug/L		108	46 - 147
1,1,2-Trichloroethane	20.0	18.0		ug/L		90	52 - 150
1,1-Dichloroethane	20.0	19.4		ug/L		97	59 - 155
1,1-Dichloroethene	20.0	17.9		ug/L		90	0 - 234
1,2,3-Trichlorobenzene	20.0	20.2		ug/L		101	56 - 136
1,2,4-Trichlorobenzene	20.0	18.8		ug/L		94	64 - 124
1,2-Dibromo-3-Chloropropane	20.0	20.6		ug/L		103	48 - 129
1,2-Dibromoethane	20.0	17.6		ug/L		88	80 - 120
1,2-Dichlorobenzene	20.0	20.4		ug/L		102	18 - 190
1,2-Dichloroethane	20.0	17.8		ug/L		89	49 - 155
1,2-Dichloropropane	20.0	19.5		ug/L		98	0 - 210
1,3-Dichlorobenzene	20.0	19.5		ug/L		97	59 - 156
1,4-Dichlorobenzene	20.0	18.6		ug/L		93	18 - 190
2-Butanone	100	89.0		ug/L		89	57 - 144
2-Hexanone	100	90.7		ug/L		91	60 - 137
4-Methyl-2-pentanone	100	98.7		ug/L		99	73 - 124
Acetone	100	86.0		ug/L		86	48 - 143
Benzene	20.0	21.1		ug/L		105	37 - 151
Bromodichloromethane	20.0	18.4		ug/L		92	35 - 155
Bromoform	20.0	19.0		ug/L		95	45 - 169
Bromomethane	20.0	14.8		ug/L		74	0 - 242
Carbon disulfide	20.0	20.3		ug/L		102	51 - 144
Carbon tetrachloride	20.0	19.4		ug/L		97	70 - 140
Chlorobenzene	20.0	16.8		ug/L		84	37 - 160
Chloroform	20.0	17.7		ug/L		88	51 - 138
Chloromethane	20.0	17.7		ug/L		89	0 - 273
cis-1,2-Dichloroethene	20.0	18.3		ug/L		92	80 - 120
cis-1,3-Dichloropropene	20.0	18.1		ug/L		90	0 - 227
Cyclohexane	20.0	25.3		ug/L		126	59 - 150
Dibromochloromethane	20.0	18.1		ug/L		90	53 - 149
Dichlorodifluoromethane	20.0	17.4		ug/L		87	50 - 127
Ethyl Chloride	20.0	18.3		ug/L		91	14 - 230

Method: 624 - Volatile Organic Compounds (GC/MS) (Continued)

Lab Sample ID: LCS 460-416150/4
Matrix: Water
Analysis Batch: 416150

Client Sample ID: Lab Control Sample
Prep Type: Total/NA

Analyte	Spike Added	LCS Result	LCS Qualifier	Unit	D	%Rec	%Rec. Limits
Ethylbenzene	20.0	18.2		ug/L		91	37 - 162
Freon TF	20.0	20.1		ug/L		101	48 - 150
Isopropylbenzene	20.0	20.9		ug/L		104	80 - 120
Methyl acetate	100	116		ug/L		116	39 - 150
Methylcyclohexane	20.0	20.6		ug/L		103	77 - 150
Methylene Chloride	20.0	19.2		ug/L		96	0 - 221
MTBE	20.0	19.1		ug/L		95	63 - 128
m-Xylene & p-Xylene	20.0	19.1		ug/L		95	80 - 121
o-Xylene	20.0	19.9		ug/L		99	80 - 120
p-Dioxane	400	306		ug/L		77	71 - 150
Styrene	20.0	20.0		ug/L		100	80 - 126
Tetrachloroethene	20.0	20.1		ug/L		100	78 - 121
Toluene	20.0	19.2		ug/L		96	78 - 120
trans-1,2-Dichloroethene	20.0	20.7		ug/L		103	54 - 156
trans-1,3-Dichloropropene	20.0	16.6		ug/L		83	17 - 183
Trichloroethene	20.0	18.5		ug/L		92	71 - 157
Trichlorofluoromethane	20.0	17.8		ug/L		89	17 - 181
Vinyl chloride	20.0	18.2		ug/L		91	0 - 251

Surrogate	*LCS %Recovery*	*LCS Qualifier*	*Limits*
1,2-Dichloroethane-d4 (Surr)	*90*		*48 - 130*
Bromofluorobenzene	*102*		*71 - 131*
Dibromofluoromethane (Surr)	*93*		*80 - 120*
Toluene-d8 (Surr)	*99*		*80 - 120*

Lab Sample ID: 460-127124-3 MS
Matrix: Water
Analysis Batch: 416150

Client Sample ID: DW-PCF
Prep Type: Total/NA

Analyte	Sample Result	Sample Qualifier	Spike Added	MS Result	MS Qualifier	Unit	D	%Rec	%Rec. Limits
1,1,1-Trichloroethane	1.0	U	200	214		ug/L		107	52 - 162
1,1,2,2-Tetrachloroethane	1.0	U	200	194		ug/L		97	46 - 147
1,1,2-Trichloroethane	1.0	U	200	183		ug/L		91	52 - 150
1,1-Dichloroethane	1.0	U	200	216		ug/L		108	59 - 155
1,1-Dichloroethene	1.0	U	200	214		ug/L		107	0 - 234
1,2,3-Trichlorobenzene	1.0	U	200	244		ug/L		122	56 - 136
1,2,4-Trichlorobenzene	1.0	U	200	215		ug/L		108	64 - 124
1,2-Dibromo-3-Chloropropane	1.0	U	200	208		ug/L		104	48 - 129
1,2-Dibromoethane	1.0	U	200	170		ug/L		85	80 - 120
1,2-Dichlorobenzene	1.0	U	200	199		ug/L		99	18 - 190
1,2-Dichloroethane	1.0	U	200	183		ug/L		92	49 - 155
1,2-Dichloropropane	1.0	U	200	195		ug/L		98	0 - 210
1,3-Dichlorobenzene	1.0	U	200	200		ug/L		100	59 - 156
1,4-Dichlorobenzene	1.0	U	200	197		ug/L		98	18 - 190
2-Butanone	5.0	U	1000	888		ug/L		89	57 - 144
2-Hexanone	5.0	U	1000	833		ug/L		83	60 - 137
4-Methyl-2-pentanone	5.0	U	1000	1030		ug/L		103	73 - 124
Acetone	51		1000	973		ug/L		92	48 - 143

Method: 624 - Volatile Organic Compounds (GC/MS) (Continued)

Lab Sample ID: 460-127124-3 MS
Matrix: Water
Analysis Batch: 416150

Client Sample ID: DW-PCF
Prep Type: Total/NA

Analyte	Sample Result	Sample Qualifier	Spike Added	MS Result	MS Qualifier	Unit	D	%Rec	%Rec. Limits
Benzene	1.0	U	200	235		ug/L		118	37 - 151
Bromodichloromethane	1.0	U	200	180		ug/L		90	35 - 155
Bromoform	1.0	U	200	203		ug/L		101	45 - 169
Bromomethane	1.0	U	200	169		ug/L		85	0 - 242
Carbon disulfide	1.0	U	200	226		ug/L		113	51 - 144
Carbon tetrachloride	1.0	U	200	211		ug/L		106	70 - 140
Chlorobenzene	1.0	U	200	181		ug/L		91	37 - 160
Chloroform	1.0	U	200	197		ug/L		99	51 - 138
Chloromethane	1.0	U	200	218		ug/L		109	0 - 273
cis-1,2-Dichloroethene	1.0	U	200	196		ug/L		98	80 - 120
cis-1,3-Dichloropropene	1.0	U	200	164		ug/L		82	0 - 227
Cyclohexane	1.0	U	200	251		ug/L		126	59 - 150
Dibromochloromethane	1.0	U	200	183		ug/L		91	53 - 149
Dichlorodifluoromethane	1.0	U	200	201		ug/L		101	50 - 127
Ethyl Chloride	1.0	U	200	225		ug/L		113	14 - 230
Ethylbenzene	1.0	U	200	184		ug/L		92	37 - 162
Freon TF	1.0	U	200	210		ug/L		105	48 - 150
Isopropylbenzene	1.0	U	200	218		ug/L		109	80 - 120
Methyl acetate	5.0	U	1000	1220		ug/L		122	39 - 150
Methylcyclohexane	1.0	U	200	210		ug/L		105	77 - 150
Methylene Chloride	1.0	U	200	228		ug/L		114	0 - 221
MTBE	1.0	U	200	183		ug/L		91	63 - 128
m-Xylene & p-Xylene	1.0	U	200	179		ug/L		90	80 - 121
o-Xylene	1.0	U	200	209		ug/L		104	80 - 120
p-Dioxane	50	U *	4000	3540		ug/L		88	71 - 150
Styrene	1.0	U	200	216		ug/L		108	80 - 126
Tetrachloroethene	1.0	U	200	203		ug/L		101	78 - 121
Toluene	1.0	U	200	201		ug/L		101	78 - 120
trans-1,2-Dichloroethene	1.0	U	200	212		ug/L		106	54 - 156
trans-1,3-Dichloropropene	1.0	U	200	147		ug/L		74	17 - 183
Trichloroethene	1.0	U	200	189		ug/L		95	71 - 157
Trichlorofluoromethane	1.0	U	200	209		ug/L		104	17 - 181
Vinyl chloride	1.0	U	200	218		ug/L		109	0 - 251

Surrogate	*MS %Recovery*	*MS Qualifier*	*Limits*
1,2-Dichloroethane-d4 (Surr)	*99*		*48 - 130*
Bromofluorobenzene	*99*		*71 - 131*
Dibromofluoromethane (Surr)	*100*		*80 - 120*
Toluene-d8 (Surr)	*102*		*80 - 120*

Lab Sample ID: 460-127124-3 MSD
Matrix: Water
Analysis Batch: 416150

Client Sample ID: DW-PCF
Prep Type: Total/NA

Analyte	Sample Result	Sample Qualifier	Spike Added	MSD Result	MSD Qualifier	Unit	D	%Rec	%Rec. Limits	RPD	RPD Limit
1,1,1-Trichloroethane	1.0	U	200	220		ug/L		110	52 - 162	3	30
1,1,2,2-Tetrachloroethane	1.0	U	200	191		ug/L		95	46 - 147	2	30
1,1,2-Trichloroethane	1.0	U	200	172		ug/L		86	52 - 150	6	30

Method: 624 - Volatile Organic Compounds (GC/MS) (Continued)

Lab Sample ID: 460-127124-3 MSD
Matrix: Water
Analysis Batch: 416150

Client Sample ID: DW-PCF
Prep Type: Total/NA

Analyte	Sample Result	Sample Qualifier	Spike Added	MSD Result	MSD Qualifier	Unit	D	%Rec	%Rec. Limits	RPD	RPD Limit
1,1-Dichloroethane	1.0	U	200	205		ug/L		103	59 - 155	5	30
1,1-Dichloroethene	1.0	U	200	224		ug/L		112	0 - 234	5	30
1,2,3-Trichlorobenzene	1.0	U	200	249		ug/L		125	56 - 136	2	30
1,2,4-Trichlorobenzene	1.0	U	200	218		ug/L		109	64 - 124	1	30
1,2-Dibromo-3-Chloropropane	1.0	U	200	177		ug/L		89	48 - 129	16	30
1,2-Dibromoethane	1.0	U	200	163		ug/L		82	80 - 120	4	30
1,2-Dichlorobenzene	1.0	U	200	199		ug/L		100	18 - 190	0	30
1,2-Dichloroethane	1.0	U	200	188		ug/L		94	49 - 155	2	30
1,2-Dichloropropane	1.0	U	200	187		ug/L		93	0 - 210	4	30
1,3-Dichlorobenzene	1.0	U	200	205		ug/L		102	59 - 156	2	30
1,4-Dichlorobenzene	1.0	U	200	190		ug/L		95	18 - 190	4	30
2-Butanone	5.0	U	1000	909		ug/L		91	57 - 144	2	30
2-Hexanone	5.0	U	1000	893		ug/L		89	60 - 137	7	30
4-Methyl-2-pentanone	5.0	U	1000	1060		ug/L		106	73 - 124	2	30
Acetone	51		1000	1060		ug/L		101	48 - 143	9	30
Benzene	1.0	U	200	232		ug/L		116	37 - 151	1	30
Bromodichloromethane	1.0	U	200	172		ug/L		86	35 - 155	4	30
Bromoform	1.0	U	200	186		ug/L		93	45 - 169	9	30
Bromomethane	1.0	U	200	191		ug/L		95	0 - 242	12	30
Carbon disulfide	1.0	U	200	245		ug/L		123	51 - 144	8	30
Carbon tetrachloride	1.0	U	200	218		ug/L		109	70 - 140	3	30
Chlorobenzene	1.0	U	200	182		ug/L		91	37 - 160	1	30
Chloroform	1.0	U	200	195		ug/L		98	51 - 138	1	30
Chloromethane	1.0	U	200	231		ug/L		115	0 - 273	6	30
cis-1,2-Dichloroethene	1.0	U	200	191		ug/L		95	80 - 120	3	30
cis-1,3-Dichloropropene	1.0	U	200	154		ug/L		77	0 - 227	6	30
Cyclohexane	1.0	U	200	270		ug/L		135	59 - 150	7	30
Dibromochloromethane	1.0	U	200	178		ug/L		89	53 - 149	3	30
Dichlorodifluoromethane	1.0	U	200	207		ug/L		104	50 - 127	3	30
Ethyl Chloride	1.0	U	200	230		ug/L		115	14 - 230	2	30
Ethylbenzene	1.0	U	200	177		ug/L		89	37 - 162	4	30
Freon TF	1.0	U	200	235		ug/L		117	48 - 150	11	30
Isopropylbenzene	1.0	U	200	221		ug/L		111	80 - 120	2	30
Methyl acetate	5.0	U	1000	1140		ug/L		114	39 - 150	7	30
Methylcyclohexane	1.0	U	200	214		ug/L		107	77 - 150	2	30
Methylene Chloride	1.0	U	200	227		ug/L		113	0 - 221	0	30
MTBE	1.0	U	200	186		ug/L		93	63 - 128	2	30
m-Xylene & p-Xylene	1.0	U	200	182		ug/L		91	80 - 121	2	30
o-Xylene	1.0	U	200	211		ug/L		105	80 - 120	1	30
p-Dioxane	50	U *	4000	3150		ug/L		79	71 - 150	12	30
Styrene	1.0	U	200	210		ug/L		105	80 - 126	3	30
Tetrachloroethene	1.0	U	200	188		ug/L		94	78 - 121	7	30
Toluene	1.0	U	200	191		ug/L		95	78 - 120	5	30
trans-1,2-Dichloroethene	1.0	U	200	217		ug/L		109	54 - 156	2	30
trans-1,3-Dichloropropene	1.0	U	200	134		ug/L		67	17 - 183	10	30
Trichloroethene	1.0	U	200	176		ug/L		88	71 - 157	7	30
Trichlorofluoromethane	1.0	U	200	231		ug/L		115	17 - 181	10	30
Vinyl chloride	1.0	U	200	228		ug/L		114	0 - 251	5	30

Method: 624 - Volatile Organic Compounds (GC/MS) (Continued)

Lab Sample ID: 460-127124-3 MSD
Matrix: Water
Analysis Batch: 416150

Client Sample ID: DW-PCF
Prep Type: Total/NA

Surrogate	*MSD %Recovery*	*MSD Qualifier*	*Limits*
1,2-Dichloroethane-d4 (Surr)	*94*		*48 - 130*
Bromofluorobenzene	*101*		*71 - 131*
Dibromofluoromethane (Surr)	*99*		*80 - 120*
Toluene-d8 (Surr)	*97*		*80 - 120*

Lab Sample ID: MB 460-416336/8
Matrix: Water
Analysis Batch: 416336

Client Sample ID: Method Blank
Prep Type: Total/NA

Analyte	MB Result	MB Qualifier	RL	MDL	Unit	D	Prepared	Analyzed	Dil Fac
1,1,1-Trichloroethane	1.0	U	1.0	0.28	ug/L			01/25/17 08:56	1
1,1,2,2-Tetrachloroethane	1.0	U	1.0	0.19	ug/L			01/25/17 08:56	1
1,1,2-Trichloroethane	1.0	U	1.0	0.080	ug/L			01/25/17 08:56	1
1,1-Dichloroethane	1.0	U	1.0	0.24	ug/L			01/25/17 08:56	1
1,1-Dichloroethene	1.0	U	1.0	0.34	ug/L			01/25/17 08:56	1
1,2,3-Trichlorobenzene	1.0	U	1.0	0.35	ug/L			01/25/17 08:56	1
1,2,4-Trichlorobenzene	1.0	U	1.0	0.27	ug/L			01/25/17 08:56	1
1,2-Dibromo-3-Chloropropane	1.0	U	1.0	0.23	ug/L			01/25/17 08:56	1
1,2-Dibromoethane	1.0	U	1.0	0.19	ug/L			01/25/17 08:56	1
1,2-Dichlorobenzene	1.0	U	1.0	0.22	ug/L			01/25/17 08:56	1
1,2-Dichloroethane	1.0	U	1.0	0.25	ug/L			01/25/17 08:56	1
1,2-Dichloropropane	1.0	U	1.0	0.18	ug/L			01/25/17 08:56	1
1,3-Dichlorobenzene	1.0	U	1.0	0.33	ug/L			01/25/17 08:56	1
1,4-Dichlorobenzene	1.0	U	1.0	0.33	ug/L			01/25/17 08:56	1
2-Butanone	5.0	U	5.0	2.2	ug/L			01/25/17 08:56	1
2-Hexanone	5.0	U	5.0	0.72	ug/L			01/25/17 08:56	1
4-Methyl-2-pentanone	5.0	U	5.0	0.63	ug/L			01/25/17 08:56	1
Acetone	5.0	U	5.0	1.1	ug/L			01/25/17 08:56	1
Benzene	1.0	U	1.0	0.090	ug/L			01/25/17 08:56	1
Bromodichloromethane	1.0	U	1.0	0.15	ug/L			01/25/17 08:56	1
Bromoform	1.0	U	1.0	0.18	ug/L			01/25/17 08:56	1
Bromomethane	1.0	U	1.0	0.18	ug/L			01/25/17 08:56	1
Carbon disulfide	1.0	U	1.0	0.22	ug/L			01/25/17 08:56	1
Carbon tetrachloride	1.0	U	1.0	0.33	ug/L			01/25/17 08:56	1
Chlorobenzene	1.0	U	1.0	0.24	ug/L			01/25/17 08:56	1
Chloroform	1.0	U	1.0	0.22	ug/L			01/25/17 08:56	1
Chloromethane	1.0	U	1.0	0.22	ug/L			01/25/17 08:56	1
cis-1,2-Dichloroethene	1.0	U	1.0	0.26	ug/L			01/25/17 08:56	1
cis-1,3-Dichloropropene	1.0	U	1.0	0.16	ug/L			01/25/17 08:56	1
Cyclohexane	1.0	U	1.0	0.26	ug/L			01/25/17 08:56	1
Dibromochloromethane	1.0	U	1.0	0.22	ug/L			01/25/17 08:56	1
Dichlorodifluoromethane	1.0	U	1.0	0.14	ug/L			01/25/17 08:56	1
Ethyl Chloride	1.0	U	1.0	0.37	ug/L			01/25/17 08:56	1
Ethylbenzene	1.0	U	1.0	0.30	ug/L			01/25/17 08:56	1
Freon TF	1.0	U	1.0	0.34	ug/L			01/25/17 08:56	1
Isopropylbenzene	1.0	U	1.0	0.32	ug/L			01/25/17 08:56	1
Methyl acetate	5.0	U	5.0	0.58	ug/L			01/25/17 08:56	1
Methylcyclohexane	1.0	U	1.0	0.22	ug/L			01/25/17 08:56	1

Method: 624 - Volatile Organic Compounds (GC/MS) (Continued)

Lab Sample ID: MB 460-416336/8
Matrix: Water
Analysis Batch: 416336

Client Sample ID: Method Blank
Prep Type: Total/NA

Analyte	MB Result	MB Qualifier	RL	MDL	Unit	D	Prepared	Analyzed	Dil Fac
Methylene Chloride	1.0	U	1.0	0.21	ug/L			01/25/17 08:56	1
MTBE	1.0	U	1.0	0.13	ug/L			01/25/17 08:56	1
m-Xylene & p-Xylene	1.0	U	1.0	0.28	ug/L			01/25/17 08:56	1
o-Xylene	1.0	U	1.0	0.32	ug/L			01/25/17 08:56	1
p-Dioxane	50	U	50	8.7	ug/L			01/25/17 08:56	1
Styrene	1.0	U	1.0	0.17	ug/L			01/25/17 08:56	1
Tetrachloroethene	1.0	U	1.0	0.12	ug/L			01/25/17 08:56	1
Toluene	1.0	U	1.0	0.25	ug/L			01/25/17 08:56	1
trans-1,2-Dichloroethene	1.0	U	1.0	0.18	ug/L			01/25/17 08:56	1
trans-1,3-Dichloropropene	1.0	U	1.0	0.19	ug/L			01/25/17 08:56	1
Trichloroethene	1.0	U	1.0	0.22	ug/L			01/25/17 08:56	1
Trichlorofluoromethane	1.0	U	1.0	0.15	ug/L			01/25/17 08:56	1
Vinyl chloride	1.0	U	1.0	0.060	ug/L			01/25/17 08:56	1

Surrogate	*MB %Recovery*	*MB Qualifier*	*Limits*	*Prepared*	*Analyzed*	*Dil Fac*
1,2-Dichloroethane-d4 (Surr)	*104*		*48 - 130*		*01/25/17 08:56*	*1*
Bromofluorobenzene	*84*		*71 - 131*		*01/25/17 08:56*	*1*
Dibromofluoromethane (Surr)	*109*		*80 - 120*		*01/25/17 08:56*	*1*
Toluene-d8 (Surr)	*96*		*80 - 120*		*01/25/17 08:56*	*1*

Lab Sample ID: LCS 460-416336/4
Matrix: Water
Analysis Batch: 416336

Client Sample ID: Lab Control Sample
Prep Type: Total/NA

Analyte	Spike Added	LCS Result	LCS Qualifier	Unit	D	%Rec	%Rec. Limits
1,1,1-Trichloroethane	20.0	21.3		ug/L		107	52 - 162
1,1,2,2-Tetrachloroethane	20.0	22.1		ug/L		111	46 - 147
1,1,2-Trichloroethane	20.0	20.1		ug/L		101	52 - 150
1,1-Dichloroethane	20.0	19.8		ug/L		99	59 - 155
1,1-Dichloroethene	20.0	21.0		ug/L		105	0 - 234
1,2,3-Trichlorobenzene	20.0	20.3		ug/L		102	56 - 136
1,2,4-Trichlorobenzene	20.0	17.7		ug/L		89	64 - 124
1,2-Dibromo-3-Chloropropane	20.0	20.5		ug/L		103	48 - 129
1,2-Dibromoethane	20.0	18.4		ug/L		92	80 - 120
1,2-Dichlorobenzene	20.0	21.0		ug/L		105	18 - 190
1,2-Dichloroethane	20.0	20.5		ug/L		102	49 - 155
1,2-Dichloropropane	20.0	20.3		ug/L		102	0 - 210
1,3-Dichlorobenzene	20.0	20.5		ug/L		103	59 - 156
1,4-Dichlorobenzene	20.0	19.7		ug/L		99	18 - 190
2-Butanone	100	108		ug/L		108	57 - 144
2-Hexanone	100	100		ug/L		100	60 - 137
4-Methyl-2-pentanone	100	118		ug/L		118	73 - 124
Acetone	100	115		ug/L		115	48 - 143
Benzene	20.0	23.7		ug/L		119	37 - 151
Bromodichloromethane	20.0	20.7		ug/L		103	35 - 155
Bromoform	20.0	22.2		ug/L		111	45 - 169
Bromomethane	20.0	18.4		ug/L		92	0 - 242
Carbon disulfide	20.0	22.6		ug/L		113	51 - 144

Method: 624 - Volatile Organic Compounds (GC/MS) (Continued)

Lab Sample ID: LCS 460-416336/4
Matrix: Water
Analysis Batch: 416336

Client Sample ID: Lab Control Sample
Prep Type: Total/NA

Analyte	Spike Added	LCS Result	LCS Qualifier	Unit	D	%Rec	%Rec. Limits
Carbon tetrachloride	20.0	20.2		ug/L		101	70 - 140
Chlorobenzene	20.0	19.7		ug/L		98	37 - 160
Chloroform	20.0	20.0		ug/L		100	51 - 138
Chloromethane	20.0	21.9		ug/L		110	0 - 273
cis-1,2-Dichloroethene	20.0	17.7		ug/L		88	80 - 120
cis-1,3-Dichloropropene	20.0	19.4		ug/L		97	0 - 227
Cyclohexane	20.0	25.5		ug/L		128	59 - 150
Dibromochloromethane	20.0	19.9		ug/L		100	53 - 149
Dichlorodifluoromethane	20.0	23.1		ug/L		116	50 - 127
Ethyl Chloride	20.0	22.8		ug/L		114	14 - 230
Ethylbenzene	20.0	18.0		ug/L		90	37 - 162
Freon TF	20.0	20.4		ug/L		102	48 - 150
Isopropylbenzene	20.0	21.1		ug/L		105	80 - 120
Methyl acetate	100	121		ug/L		121	39 - 150
Methylcyclohexane	20.0	20.5		ug/L		102	77 - 150
Methylene Chloride	20.0	22.4		ug/L		112	0 - 221
MTBE	20.0	17.4		ug/L		87	63 - 128
m-Xylene & p-Xylene	20.0	18.0		ug/L		90	80 - 121
o-Xylene	20.0	21.1		ug/L		106	80 - 120
p-Dioxane	400	303		ug/L		76	71 - 150
Styrene	20.0	21.4		ug/L		107	80 - 126
Tetrachloroethene	20.0	20.9		ug/L		105	78 - 121
Toluene	20.0	21.2		ug/L		106	78 - 120
trans-1,2-Dichloroethene	20.0	20.3		ug/L		102	54 - 156
trans-1,3-Dichloropropene	20.0	16.3		ug/L		82	17 - 183
Trichloroethene	20.0	18.9		ug/L		95	71 - 157
Trichlorofluoromethane	20.0	20.4		ug/L		102	17 - 181
Vinyl chloride	20.0	23.1		ug/L		116	0 - 251

Surrogate	*LCS %Recovery*	*LCS Qualifier*	*Limits*
1,2-Dichloroethane-d4 (Surr)	*99*		*48 - 130*
Bromofluorobenzene	*102*		*71 - 131*
Dibromofluoromethane (Surr)	*99*		*80 - 120*
Toluene-d8 (Surr)	*104*		*80 - 120*

Lab Sample ID: 460-127205-A-2 MS
Matrix: Water
Analysis Batch: 416336

Client Sample ID: Matrix Spike
Prep Type: Total/NA

Analyte	Sample Result	Sample Qualifier	Spike Added	MS Result	MS Qualifier	Unit	D	%Rec	%Rec. Limits
1,1,1-Trichloroethane	5.0	U	100	113		ug/L		113	52 - 162
1,1,2,2-Tetrachloroethane	5.0	U	100	99.8		ug/L		100	46 - 147
1,1,2-Trichloroethane	5.0	U	100	90.5		ug/L		90	52 - 150
1,1-Dichloroethane	5.0	U	100	101		ug/L		101	59 - 155
1,1-Dichloroethene	5.0	U	100	109		ug/L		109	0 - 234
1,2,3-Trichlorobenzene	5.0	U	100	106		ug/L		106	56 - 136
1,2,4-Trichlorobenzene	5.0	U	100	110		ug/L		110	64 - 124
1,2-Dibromo-3-Chloropropane	5.0	U	100	86.1		ug/L		86	48 - 129

Method: 624 - Volatile Organic Compounds (GC/MS) (Continued)

Lab Sample ID: 460-127205-A-2 MS
Matrix: Water
Analysis Batch: 416336

Client Sample ID: Matrix Spike
Prep Type: Total/NA

Analyte	Sample Result	Sample Qualifier	Spike Added	MS Result	MS Qualifier	Unit	D	%Rec	%Rec. Limits
1,2-Dibromoethane	5.0	U	100	75.6	*	ug/L		76	80 - 120
1,2-Dichlorobenzene	5.0	U	100	103		ug/L		103	18 - 190
1,2-Dichloroethane	5.0	U	100	91.0		ug/L		91	49 - 155
1,2-Dichloropropane	5.0	U	100	99.0		ug/L		99	0 - 210
1,3-Dichlorobenzene	5.0	U	100	102		ug/L		102	59 - 156
1,4-Dichlorobenzene	5.0	U	100	98.8		ug/L		99	18 - 190
2-Butanone	25	U	500	601		ug/L		120	57 - 144
2-Hexanone	25	U	500	643		ug/L		129	60 - 137
4-Methyl-2-pentanone	25	U	500	792	*	ug/L		158	73 - 124
Acetone	25	U	500	630		ug/L		126	48 - 143
Benzene	680		100	760		ug/L		83	37 - 151
Bromodichloromethane	5.0	U	100	88.5		ug/L		89	35 - 155
Bromoform	5.0	U	100	85.3		ug/L		85	45 - 169
Bromomethane	5.0	U	100	102		ug/L		102	0 - 242
Carbon disulfide	5.0	U	100	121		ug/L		121	51 - 144
Carbon tetrachloride	5.0	U	100	106		ug/L		106	70 - 140
Chlorobenzene	5.0	U	100	88.8		ug/L		89	37 - 160
Chloroform	5.0	U	100	91.8		ug/L		92	51 - 138
Chloromethane	5.0	U	100	117		ug/L		117	0 - 273
cis-1,2-Dichloroethene	5.0	U	100	97.7		ug/L		98	80 - 120
cis-1,3-Dichloropropene	5.0	U	100	71.7		ug/L		72	0 - 227
Cyclohexane	97		100	262	*	ug/L		166	59 - 150
Dibromochloromethane	5.0	U	100	83.4		ug/L		83	53 - 149
Dichlorodifluoromethane	5.0	U	100	113		ug/L		113	50 - 127
Ethyl Chloride	5.0	U	100	120		ug/L		120	14 - 230
Ethylbenzene	540		100	640		ug/L		103	37 - 162
Freon TF	5.0	U	100	114		ug/L		114	48 - 150
Isopropylbenzene	27		100	157	*	ug/L		130	80 - 120
Methyl acetate	25	U	500	988	*	ug/L		198	39 - 150
Methylcyclohexane	36		100	170		ug/L		134	77 - 150
Methylene Chloride	5.0	U	100	132		ug/L		132	0 - 221
MTBE	16		100	110		ug/L		94	63 - 128
m-Xylene & p-Xylene	1100		100	1190	*	ug/L		73	80 - 121
o-Xylene	660		100	756		ug/L		94	80 - 120
p-Dioxane	250	U	2000	1470		ug/L		73	71 - 150
Styrene	5.0	U	100	104		ug/L		104	80 - 126
Tetrachloroethene	5.0	U	100	93.2		ug/L		93	78 - 121
Toluene	680		100	770		ug/L		95	78 - 120
trans-1,2-Dichloroethene	5.0	U	100	109		ug/L		109	54 - 156
trans-1,3-Dichloropropene	5.0	U	100	64.5		ug/L		64	17 - 183
Trichloroethene	5.0	U	100	93.4		ug/L		93	71 - 157
Trichlorofluoromethane	5.0	U	100	104		ug/L		104	17 - 181
Vinyl chloride	5.0	U	100	115		ug/L		115	0 - 251

Surrogate	*MS %Recovery*	*MS Qualifier*	*Limits*
1,2-Dichloroethane-d4 (Surr)	*93*		*48 - 130*
Bromofluorobenzene	*99*		*71 - 131*
Dibromofluoromethane (Surr)	*96*		*80 - 120*

Method: 624 - Volatile Organic Compounds (GC/MS) (Continued)

Lab Sample ID: 460-127205-A-2 MS
Matrix: Water
Analysis Batch: 416336

Client Sample ID: Matrix Spike
Prep Type: Total/NA

Surrogate	*MS %Recovery*	*MS Qualifier*	*Limits*
Toluene-d8 (Surr)	*96*		*80 - 120*

Lab Sample ID: 460-127205-A-2 MSD
Matrix: Water
Analysis Batch: 416336

Client Sample ID: Matrix Spike Duplicate
Prep Type: Total/NA

Analyte	Sample Result	Sample Qualifier	Spike Added	MSD Result	MSD Qualifier	Unit	D	%Rec	%Rec. Limits	RPD	RPD Limit
1,1,1-Trichloroethane	5.0	U	100	105		ug/L		105	52 - 162	7	30
1,1,2,2-Tetrachloroethane	5.0	U	100	93.7		ug/L		94	46 - 147	6	30
1,1,2-Trichloroethane	5.0	U	100	81.1		ug/L		81	52 - 150	11	30
1,1-Dichloroethane	5.0	U	100	97.3		ug/L		97	59 - 155	4	30
1,1-Dichloroethene	5.0	U	100	112		ug/L		112	0 - 234	3	30
1,2,3-Trichlorobenzene	5.0	U	100	122		ug/L		122	56 - 136	14	30
1,2,4-Trichlorobenzene	5.0	U	100	107		ug/L		107	64 - 124	2	30
1,2-Dibromo-3-Chloropropane	5.0	U	100	94.5		ug/L		94	48 - 129	9	30
1,2-Dibromoethane	5.0	U	100	79.7		ug/L		80	80 - 120	5	30
1,2-Dichlorobenzene	5.0	U	100	95.2		ug/L		95	18 - 190	8	30
1,2-Dichloroethane	5.0	U	100	78.3		ug/L		78	49 - 155	15	30
1,2-Dichloropropane	5.0	U	100	109		ug/L		109	0 - 210	10	30
1,3-Dichlorobenzene	5.0	U	100	98.9		ug/L		99	59 - 156	3	30
1,4-Dichlorobenzene	5.0	U	100	96.3		ug/L		96	18 - 190	3	30
2-Butanone	25	U	500	620		ug/L		124	57 - 144	3	30
2-Hexanone	25	U	500	674		ug/L		135	60 - 137	5	30
4-Methyl-2-pentanone	25	U	500	854	*	ug/L		171	73 - 124	8	30
Acetone	25	U	500	624		ug/L		125	48 - 143	1	30
Benzene	680		100	760		ug/L		84	37 - 151	0	30
Bromodichloromethane	5.0	U	100	84.4		ug/L		84	35 - 155	5	30
Bromoform	5.0	U	100	74.9		ug/L		75	45 - 169	13	30
Bromomethane	5.0	U	100	96.5		ug/L		97	0 - 242	6	30
Carbon disulfide	5.0	U	100	127		ug/L		127	51 - 144	5	30
Carbon tetrachloride	5.0	U	100	106		ug/L		106	70 - 140	0	30
Chlorobenzene	5.0	U	100	87.3		ug/L		87	37 - 160	2	30
Chloroform	5.0	U	100	100		ug/L		100	51 - 138	9	30
Chloromethane	5.0	U	100	121		ug/L		121	0 - 273	4	30
cis-1,2-Dichloroethene	5.0	U	100	94.5		ug/L		95	80 - 120	3	30
cis-1,3-Dichloropropene	5.0	U	100	76.9		ug/L		77	0 - 227	7	30
Cyclohexane	97		100	271	*	ug/L		174	59 - 150	3	30
Dibromochloromethane	5.0	U	100	84.3		ug/L		84	53 - 149	1	30
Dichlorodifluoromethane	5.0	U	100	121		ug/L		121	50 - 127	7	30
Ethyl Chloride	5.0	U	100	122		ug/L		122	14 - 230	2	30
Ethylbenzene	540		100	659		ug/L		122	37 - 162	3	30
Freon TF	5.0	U	100	109		ug/L		109	48 - 150	5	30
Isopropylbenzene	27		100	156	*	ug/L		129	80 - 120	1	30
Methyl acetate	25	U	500	978	*	ug/L		196	39 - 150	1	30
Methylcyclohexane	36		100	170		ug/L		134	77 - 150	0	30
Methylene Chloride	5.0	U	100	132		ug/L		132	0 - 221	0	30
MTBE	16		100	114		ug/L		98	63 - 128	4	30
m-Xylene & p-Xylene	1100		100	1200		ug/L		90	80 - 121	1	30

Method: 624 - Volatile Organic Compounds (GC/MS) (Continued)

Lab Sample ID: 460-127205-A-2 MSD
Matrix: Water
Analysis Batch: 416336

Client Sample ID: Matrix Spike Duplicate
Prep Type: Total/NA

Analyte	Sample Result	Sample Qualifier	Spike Added	MSD Result	MSD Qualifier	Unit	D	%Rec	%Rec. Limits	RPD	RPD Limit
o-Xylene	660		100	780		ug/L		118	80 - 120	3	30
p-Dioxane	250	U	2000	1190	*	ug/L		59	71 - 150	21	30
Styrene	5.0	U	100	103		ug/L		103	80 - 126	2	30
Tetrachloroethene	5.0	U	100	96.3		ug/L		96	78 - 121	3	30
Toluene	680		100	760		ug/L		85	78 - 120	1	30
trans-1,2-Dichloroethene	5.0	U	100	106		ug/L		106	54 - 156	3	30
trans-1,3-Dichloropropene	5.0	U	100	67.2		ug/L		67	17 - 183	4	30
Trichloroethene	5.0	U	100	93.6		ug/L		94	71 - 157	0	30
Trichlorofluoromethane	5.0	U	100	113		ug/L		113	17 - 181	8	30
Vinyl chloride	5.0	U	100	123		ug/L		123	0 - 251	7	30

Surrogate	*MSD %Recovery*	*MSD Qualifier*	*Limits*
1,2-Dichloroethane-d4 (Surr)	*94*		*48 - 130*
Bromofluorobenzene	*101*		*71 - 131*
Dibromofluoromethane (Surr)	*98*		*80 - 120*
Toluene-d8 (Surr)	*102*		*80 - 120*

Method: 625 - Semivolatile Organic Compounds (GC/MS)

Lab Sample ID: MB 460-416046/1-A
Matrix: Water
Analysis Batch: 416442

Client Sample ID: Method Blank
Prep Type: Total/NA
Prep Batch: 416046

Analyte	MB Result	MB Qualifier	RL	MDL	Unit	D	Prepared	Analyzed	Dil Fac
2,2'-oxybis[1-chloropropane]	10	U	10	0.93	ug/L		01/23/17 11:41	01/26/17 03:48	1
2,4,5-Trichlorophenol	10	U	10	0.49	ug/L		01/23/17 11:41	01/26/17 03:48	1
2,4,6-Trichlorophenol	10	U	10	0.53	ug/L		01/23/17 11:41	01/26/17 03:48	1
2,4-Dichlorophenol	10	U	10	0.63	ug/L		01/23/17 11:41	01/26/17 03:48	1
2,4-Dimethylphenol	10	U	10	0.91	ug/L		01/23/17 11:41	01/26/17 03:48	1
2,4-Dinitrophenol	20	U	20	2.4	ug/L		01/23/17 11:41	01/26/17 03:48	1
2,4-Dinitrotoluene	2.0	U	2.0	1.0	ug/L		01/23/17 11:41	01/26/17 03:48	1
2,6-Dinitrotoluene	2.0	U	2.0	0.88	ug/L		01/23/17 11:41	01/26/17 03:48	1
2-Chloronaphthalene	10	U	10	0.61	ug/L		01/23/17 11:41	01/26/17 03:48	1
2-Chlorophenol	10	U	10	0.74	ug/L		01/23/17 11:41	01/26/17 03:48	1
2-Methylnaphthalene	10	U	10	0.88	ug/L		01/23/17 11:41	01/26/17 03:48	1
2-Methylphenol	10	U	10	1.3	ug/L		01/23/17 11:41	01/26/17 03:48	1
2-Nitroaniline	10	U	10	0.65	ug/L		01/23/17 11:41	01/26/17 03:48	1
2-Nitrophenol	10	U	10	0.59	ug/L		01/23/17 11:41	01/26/17 03:48	1
3,3'-Dichlorobenzidine	10	U	10	1.0	ug/L		01/23/17 11:41	01/26/17 03:48	1
3-Nitroaniline	10	U	10	0.82	ug/L		01/23/17 11:41	01/26/17 03:48	1
4,6-Dinitro-2-methylphenol	20	U	20	2.0	ug/L		01/23/17 11:41	01/26/17 03:48	1
4-Bromophenyl phenyl ether	10	U	10	1.0	ug/L		01/23/17 11:41	01/26/17 03:48	1
4-Chloro-3-methylphenol	10	U	10	0.76	ug/L		01/23/17 11:41	01/26/17 03:48	1
4-Chloroaniline	10	U	10	0.73	ug/L		01/23/17 11:41	01/26/17 03:48	1
4-Chlorophenyl phenyl ether	10	U	10	0.96	ug/L		01/23/17 11:41	01/26/17 03:48	1
4-Methylphenol	10	U	10	0.87	ug/L		01/23/17 11:41	01/26/17 03:48	1
4-Nitroaniline	10	U	10	0.48	ug/L		01/23/17 11:41	01/26/17 03:48	1
4-Nitrophenol	20	U	20	4.7	ug/L		01/23/17 11:41	01/26/17 03:48	1

Method: 625 - Semivolatile Organic Compounds (GC/MS) (Continued)

Lab Sample ID: MB 460-416046/1-A
Matrix: Water
Analysis Batch: 416442

Client Sample ID: Method Blank
Prep Type: Total/NA
Prep Batch: 416046

Analyte	MB Result	MB Qualifier	RL	MDL	Unit	D	Prepared	Analyzed	Dil Fac
Acenaphthene	10	U	10	0.88	ug/L		01/23/17 11:41	01/26/17 03:48	1
Acenaphthylene	10	U	10	0.65	ug/L		01/23/17 11:41	01/26/17 03:48	1
Acetophenone	10	U	10	1.0	ug/L		01/23/17 11:41	01/26/17 03:48	1
Anthracene	10	U	10	0.57	ug/L		01/23/17 11:41	01/26/17 03:48	1
Atrazine	2.0	U	2.0	0.77	ug/L		01/23/17 11:41	01/26/17 03:48	1
Benzaldehyde	10	U	10	0.86	ug/L		01/23/17 11:41	01/26/17 03:48	1
Benzo[a]anthracene	1.0	U	1.0	0.55	ug/L		01/23/17 11:41	01/26/17 03:48	1
Benzo[a]pyrene	1.0	U	1.0	0.16	ug/L		01/23/17 11:41	01/26/17 03:48	1
Benzo[b]fluoranthene	1.0	U	1.0	0.44	ug/L		01/23/17 11:41	01/26/17 03:48	1
Benzo[g,h,i]perylene	10	U	10	0.75	ug/L		01/23/17 11:41	01/26/17 03:48	1
Benzo[k]fluoranthene	1.0	U	1.0	0.18	ug/L		01/23/17 11:41	01/26/17 03:48	1
Bis(2-chloroethoxy)methane	10	U	10	0.69	ug/L		01/23/17 11:41	01/26/17 03:48	1
Bis(2-chloroethyl)ether	1.0	U	1.0	0.12	ug/L		01/23/17 11:41	01/26/17 03:48	1
Bis(2-ethylhexyl) phthalate	2.0	U	2.0	0.72	ug/L		01/23/17 11:41	01/26/17 03:48	1
Butyl benzyl phthalate	10	U	10	0.60	ug/L		01/23/17 11:41	01/26/17 03:48	1
Caprolactam	10	U	10	1.1	ug/L		01/23/17 11:41	01/26/17 03:48	1
Carbazole	10	U	10	0.85	ug/L		01/23/17 11:41	01/26/17 03:48	1
Chrysene	2.0	U	2.0	0.67	ug/L		01/23/17 11:41	01/26/17 03:48	1
Dibenz(a,h)anthracene	1.0	U	1.0	0.090	ug/L		01/23/17 11:41	01/26/17 03:48	1
Dibenzofuran	10	U	10	0.85	ug/L		01/23/17 11:41	01/26/17 03:48	1
Diethyl phthalate	10	U	10	1.0	ug/L		01/23/17 11:41	01/26/17 03:48	1
Dimethyl phthalate	10	U	10	0.98	ug/L		01/23/17 11:41	01/26/17 03:48	1
Di-n-butyl phthalate	10	U	10	0.82	ug/L		01/23/17 11:41	01/26/17 03:48	1
Di-n-octyl phthalate	10	U	10	0.69	ug/L		01/23/17 11:41	01/26/17 03:48	1
Diphenyl	10	U	10	0.63	ug/L		01/23/17 11:41	01/26/17 03:48	1
Fluoranthene	10	U	10	0.72	ug/L		01/23/17 11:41	01/26/17 03:48	1
Fluorene	10	U	10	0.80	ug/L		01/23/17 11:41	01/26/17 03:48	1
Hexachlorobenzene	1.0	U	1.0	0.47	ug/L		01/23/17 11:41	01/26/17 03:48	1
Hexachlorobutadiene	1.0	U	1.0	0.76	ug/L		01/23/17 11:41	01/26/17 03:48	1
Hexachlorocyclopentadiene	10	U	10	0.61	ug/L		01/23/17 11:41	01/26/17 03:48	1
Hexachloroethane	1.0	U	1.0	0.090	ug/L		01/23/17 11:41	01/26/17 03:48	1
Indeno[1,2,3-cd]pyrene	1.0	U	1.0	0.21	ug/L		01/23/17 11:41	01/26/17 03:48	1
Isophorone	10	U	10	0.67	ug/L		01/23/17 11:41	01/26/17 03:48	1
Naphthalene	10	U	10	0.80	ug/L		01/23/17 11:41	01/26/17 03:48	1
Nitrobenzene	1.0	U	1.0	0.49	ug/L		01/23/17 11:41	01/26/17 03:48	1
N-Nitrosodi-n-propylamine	1.0	U	1.0	0.83	ug/L		01/23/17 11:41	01/26/17 03:48	1
N-Nitrosodiphenylamine	10	U	10	0.74	ug/L		01/23/17 11:41	01/26/17 03:48	1
Pentachlorophenol	20	U	20	2.2	ug/L		01/23/17 11:41	01/26/17 03:48	1
Phenanthrene	10	U	10	0.65	ug/L		01/23/17 11:41	01/26/17 03:48	1
Phenol	10	U	10	0.41	ug/L		01/23/17 11:41	01/26/17 03:48	1
Pyrene	10	U	10	0.83	ug/L		01/23/17 11:41	01/26/17 03:48	1

Surrogate	*MB %Recovery*	*MB Qualifier*	*Limits*	*Prepared*	*Analyzed*	*Dil Fac*
2,4,6-Tribromophenol	*81*		*14 - 149*	*01/23/17 11:41*	*01/26/17 03:48*	*1*
2-Fluorobiphenyl	*96*		*44 - 129*	*01/23/17 11:41*	*01/26/17 03:48*	*1*
2-Fluorophenol	*35*		*10 - 76*	*01/23/17 11:41*	*01/26/17 03:48*	*1*
Nitrobenzene-d5	*87*		*49 - 125*	*01/23/17 11:41*	*01/26/17 03:48*	*1*
Phenol-d5	*22*		*10 - 150*	*01/23/17 11:41*	*01/26/17 03:48*	*1*

Method: 625 - Semivolatile Organic Compounds (GC/MS) (Continued)

Lab Sample ID: MB 460-416046/1-A
Matrix: Water
Analysis Batch: 416442

Client Sample ID: Method Blank
Prep Type: Total/NA
Prep Batch: 416046

Surrogate	*MB %Recovery*	*MB Qualifier*	*Limits*	*Prepared*	*Analyzed*	*Dil Fac*
Terphenyl-d14	*107*		*28 - 150*	*01/23/17 11:41*	*01/26/17 03:48*	*1*

Lab Sample ID: LCS 460-416046/2-A
Matrix: Water
Analysis Batch: 416442

Client Sample ID: Lab Control Sample
Prep Type: Total/NA
Prep Batch: 416046

Analyte	Spike Added	LCS Result	LCS Qualifier	Unit	D	%Rec	%Rec. Limits
2,2'-oxybis[1-chloropropane]	80.0	62.3		ug/L		78	36 - 166
2,4,5-Trichlorophenol	80.0	80.8		ug/L		101	54 - 123
2,4,6-Trichlorophenol	80.0	86.4		ug/L		108	37 - 144
2,4-Dichlorophenol	80.0	62.3		ug/L		78	39 - 135
2,4-Dimethylphenol	80.0	59.8		ug/L		75	32 - 119
2,4-Dinitrophenol	160	148		ug/L		92	0.1 - 191
2,4-Dinitrotoluene	80.0	76.7		ug/L		96	39 - 139
2,6-Dinitrotoluene	80.0	84.2		ug/L		105	50 - 158
2-Chloronaphthalene	80.0	79.7		ug/L		100	60 - 118
2-Chlorophenol	80.0	49.5		ug/L		62	23 - 134
2-Methylnaphthalene	80.0	71.3		ug/L		89	56 - 113
2-Methylphenol	80.0	45.3		ug/L		57	39 - 96
2-Nitroaniline	80.0	73.5		ug/L		92	54 - 128
2-Nitrophenol	80.0	65.2		ug/L		81	29 - 182
3,3'-Dichlorobenzidine	80.0	89.2		ug/L		112	0.1 - 262
3-Nitroaniline	80.0	73.0		ug/L		91	51 - 130
4,6-Dinitro-2-methylphenol	160	150		ug/L		93	0.1 - 181
4-Bromophenyl phenyl ether	80.0	70.7		ug/L		88	53 - 127
4-Chloro-3-methylphenol	80.0	56.6		ug/L		71	22 - 147
4-Chloroaniline	80.0	62.7		ug/L		78	49 - 117
4-Chlorophenyl phenyl ether	80.0	79.7		ug/L		100	25 - 158
4-Methylphenol	80.0	36.7		ug/L		46	32 - 90
4-Nitroaniline	80.0	81.9		ug/L		102	48 - 136
4-Nitrophenol	160	38.9		ug/L		24	0.1 - 132
Acenaphthene	80.0	68.0		ug/L		85	47 - 145
Acenaphthylene	80.0	75.9		ug/L		95	33 - 145
Acetophenone	80.0	66.0		ug/L		83	59 - 123
Anthracene	80.0	73.4		ug/L		92	27 - 133
Benzo[a]anthracene	80.0	82.6		ug/L		103	33 - 143
Benzo[a]pyrene	80.0	84.0		ug/L		105	17 - 163
Benzo[b]fluoranthene	80.0	82.1		ug/L		103	24 - 159
Benzo[g,h,i]perylene	80.0	85.5		ug/L		107	0.1 - 219
Benzo[k]fluoranthene	80.0	83.4		ug/L		104	11 - 162
Bis(2-chloroethoxy)methane	80.0	67.6		ug/L		85	33 - 184
Bis(2-chloroethyl)ether	80.0	71.0		ug/L		89	12 - 158
Bis(2-ethylhexyl) phthalate	80.0	86.8		ug/L		109	8 - 158
Butyl benzyl phthalate	80.0	93.0		ug/L		116	0.1 - 152
Carbazole	80.0	78.5		ug/L		98	64 - 129
Chrysene	80.0	94.0		ug/L		118	17 - 168
Dibenz(a,h)anthracene	80.0	88.3		ug/L		110	0.1 - 227
Dibenzofuran	80.0	74.6		ug/L		93	59 - 121

Method: 625 - Semivolatile Organic Compounds (GC/MS) (Continued)

Lab Sample ID: LCS 460-416046/2-A — **Client Sample ID: Lab Control Sample**
Matrix: Water — **Prep Type: Total/NA**
Analysis Batch: 416442 — **Prep Batch: 416046**

Analyte	Spike Added	LCS Result	LCS Qualifier	Unit	D	%Rec	%Rec. Limits
Diethyl phthalate	80.0	74.5		ug/L		93	0.1 - 114
Dimethyl phthalate	80.0	73.9		ug/L		92	0.1 - 112
Di-n-butyl phthalate	80.0	70.9		ug/L		89	1 - 118
Di-n-octyl phthalate	80.0	84.9		ug/L		106	4 - 146
Diphenyl	80.0	74.5		ug/L		93	56 - 121
Fluoranthene	80.0	73.2		ug/L		91	26 - 137
Fluorene	80.0	76.3		ug/L		95	59 - 121
Hexachlorobenzene	80.0	69.7		ug/L		87	0.1 - 152
Hexachlorobutadiene	80.0	65.3		ug/L		82	24 - 116
Hexachlorocyclopentadiene	80.0	57.0		ug/L		71	27 - 124
Hexachloroethane	80.0	65.3		ug/L		82	40 - 113
Indeno[1,2,3-cd]pyrene	80.0	89.4		ug/L		112	0.1 - 171
Isophorone	80.0	50.6		ug/L		63	21 - 196
Naphthalene	80.0	66.8		ug/L		83	21 - 133
Nitrobenzene	80.0	65.6		ug/L		82	35 - 180
N-Nitrosodi-n-propylamine	80.0	62.2		ug/L		78	0.1 - 230
N-Nitrosodiphenylamine	80.0	78.9		ug/L		99	53 - 130
Pentachlorophenol	160	152		ug/L		95	14 - 176
Phenanthrene	80.0	71.6		ug/L		89	54 - 120
Phenol	80.0	19.0		ug/L		24	5 - 112
Pyrene	80.0	81.7		ug/L		102	52 - 115

Surrogate	*LCS %Recovery*	*LCS Qualifier*	*Limits*
2,4,6-Tribromophenol	*86*		*14 - 149*
2-Fluorobiphenyl	*100*		*44 - 129*
2-Fluorophenol	*38*		*10 - 76*
Nitrobenzene-d5	*82*		*49 - 125*
Phenol-d5	*22*		*10 - 150*
Terphenyl-d14	*102*		*28 - 150*

Lab Sample ID: LCS 460-416046/4-A — **Client Sample ID: Lab Control Sample**
Matrix: Water — **Prep Type: Total/NA**
Analysis Batch: 416442 — **Prep Batch: 416046**

Analyte	Spike Added	LCS Result	LCS Qualifier	Unit	D	%Rec	%Rec. Limits
Atrazine	160	126		ug/L		79	47 - 150
Benzaldehyde	160	151		ug/L		94	50 - 126
Caprolactam	160	28.6		ug/L		18	10 - 59

Surrogate	*LCS %Recovery*	*LCS Qualifier*	*Limits*
2,4,6-Tribromophenol	*89*		*14 - 149*
2-Fluorobiphenyl	*106*		*44 - 129*
2-Fluorophenol	*36*		*10 - 76*
Nitrobenzene-d5	*88*		*49 - 125*
Phenol-d5	*24*		*10 - 150*
Terphenyl-d14	*117*		*28 - 150*

Method: 625 - Semivolatile Organic Compounds (GC/MS) (Continued)

Lab Sample ID: LCSD 460-416046/3-A
Matrix: Water
Analysis Batch: 416442

Client Sample ID: Lab Control Sample Dup
Prep Type: Total/NA
Prep Batch: 416046

Analyte	Spike Added	LCSD Result	LCSD Qualifier	Unit	D	%Rec	%Rec. Limits	RPD	RPD Limit
2,2'-oxybis[1-chloropropane]	80.0	64.4		ug/L		81	36 - 166	3	40
2,4,5-Trichlorophenol	80.0	70.2		ug/L		88	54 - 123	14	40
2,4,6-Trichlorophenol	80.0	83.0		ug/L		104	37 - 144	4	40
2,4-Dichlorophenol	80.0	62.0		ug/L		78	39 - 135	0	40
2,4-Dimethylphenol	80.0	61.9		ug/L		77	32 - 119	3	40
2,4-Dinitrophenol	160	159		ug/L		99	0.1 - 191	7	40
2,4-Dinitrotoluene	80.0	82.1		ug/L		103	39 - 139	7	40
2,6-Dinitrotoluene	80.0	86.7		ug/L		108	50 - 158	3	40
2-Chloronaphthalene	80.0	75.6		ug/L		94	60 - 118	5	40
2-Chlorophenol	80.0	57.6		ug/L		72	23 - 134	15	40
2-Methylnaphthalene	80.0	68.8		ug/L		86	56 - 113	4	40
2-Methylphenol	80.0	41.7		ug/L		52	39 - 96	8	40
2-Nitroaniline	80.0	73.2		ug/L		92	54 - 128	0	40
2-Nitrophenol	80.0	72.3		ug/L		90	29 - 182	10	40
3,3'-Dichlorobenzidine	80.0	84.1		ug/L		105	0.1 - 262	6	40
3-Nitroaniline	80.0	82.5		ug/L		103	51 - 130	12	40
4,6-Dinitro-2-methylphenol	160	155		ug/L		97	0.1 - 181	4	40
4-Bromophenyl phenyl ether	80.0	67.9		ug/L		85	53 - 127	4	40
4-Chloro-3-methylphenol	80.0	56.0		ug/L		70	22 - 147	1	40
4-Chloroaniline	80.0	70.4		ug/L		88	49 - 117	12	40
4-Chlorophenyl phenyl ether	80.0	76.9		ug/L		96	25 - 158	4	40
4-Methylphenol	80.0	34.8		ug/L		44	32 - 90	5	40
4-Nitroaniline	80.0	89.7		ug/L		112	48 - 136	9	40
4-Nitrophenol	160	34.4		ug/L		21	0.1 - 132	13	40
Acenaphthene	80.0	65.9		ug/L		82	47 - 145	3	40
Acenaphthylene	80.0	76.0		ug/L		95	33 - 145	0	40
Acetophenone	80.0	67.1		ug/L		84	59 - 123	2	40
Anthracene	80.0	71.3		ug/L		89	27 - 133	3	40
Benzo[a]anthracene	80.0	79.5		ug/L		99	33 - 143	4	40
Benzo[a]pyrene	80.0	78.2		ug/L		98	17 - 163	7	40
Benzo[b]fluoranthene	80.0	75.2		ug/L		94	24 - 159	9	40
Benzo[g,h,i]perylene	80.0	79.8		ug/L		100	0.1 - 219	7	40
Benzo[k]fluoranthene	80.0	84.1		ug/L		105	11 - 162	1	40
Bis(2-chloroethoxy)methane	80.0	68.2		ug/L		85	33 - 184	1	40
Bis(2-chloroethyl)ether	80.0	75.1		ug/L		94	12 - 158	6	40
Bis(2-ethylhexyl) phthalate	80.0	89.3		ug/L		112	8 - 158	3	40
Butyl benzyl phthalate	80.0	96.3		ug/L		120	0.1 - 152	4	40
Carbazole	80.0	73.8		ug/L		92	64 - 129	6	40
Chrysene	80.0	93.0		ug/L		116	17 - 168	1	40
Dibenz(a,h)anthracene	80.0	84.8		ug/L		106	0.1 - 227	4	40
Dibenzofuran	80.0	76.3		ug/L		95	59 - 121	2	40
Diethyl phthalate	80.0	76.0		ug/L		95	0.1 - 114	2	40
Dimethyl phthalate	80.0	75.7		ug/L		95	0.1 - 112	2	40
Di-n-butyl phthalate	80.0	62.9		ug/L		79	1 - 118	12	40
Di-n-octyl phthalate	80.0	84.0		ug/L		105	4 - 146	1	40
Diphenyl	80.0	71.2		ug/L		89	56 - 121	5	40
Fluoranthene	80.0	63.2		ug/L		79	26 - 137	15	40
Fluorene	80.0	82.5		ug/L		103	59 - 121	8	40

Method: 625 - Semivolatile Organic Compounds (GC/MS) (Continued)

Lab Sample ID: LCSD 460-416046/3-A
Matrix: Water
Analysis Batch: 416442

Client Sample ID: Lab Control Sample Dup
Prep Type: Total/NA
Prep Batch: 416046

Analyte	Spike Added	LCSD Result	LCSD Qualifier	Unit	D	%Rec	%Rec. Limits	RPD	RPD Limit
Hexachlorobenzene	80.0	65.7		ug/L		82	0.1 - 152	6	40
Hexachlorobutadiene	80.0	60.8		ug/L		76	24 - 116	7	40
Hexachlorocyclopentadiene	80.0	55.4		ug/L		69	27 - 124	3	40
Hexachloroethane	80.0	70.7		ug/L		88	40 - 113	8	40
Indeno[1,2,3-cd]pyrene	80.0	84.4		ug/L		105	0.1 - 171	6	40
Isophorone	80.0	50.9		ug/L		64	21 - 196	1	40
Naphthalene	80.0	69.2		ug/L		86	21 - 133	4	40
Nitrobenzene	80.0	66.9		ug/L		84	35 - 180	2	40
N-Nitrosodi-n-propylamine	80.0	64.4		ug/L		80	0.1 - 230	3	40
N-Nitrosodiphenylamine	80.0	73.7		ug/L		92	53 - 130	7	40
Pentachlorophenol	160	134		ug/L		84	14 - 176	12	40
Phenanthrene	80.0	69.5		ug/L		87	54 - 120	3	40
Phenol	80.0	18.9		ug/L		24	5 - 112	1	40
Pyrene	80.0	93.6	*	ug/L		117	52 - 115	14	40

Surrogate	*LCSD %Recovery*	*LCSD Qualifier*	*Limits*
2,4,6-Tribromophenol	*95*		*14 - 149*
2-Fluorobiphenyl	*100*		*44 - 129*
2-Fluorophenol	*32*		*10 - 76*
Nitrobenzene-d5	*82*		*49 - 125*
Phenol-d5	*20*		*10 - 150*
Terphenyl-d14	*110*		*28 - 150*

Lab Sample ID: LCSD 460-416046/5-A
Matrix: Water
Analysis Batch: 416442

Client Sample ID: Lab Control Sample Dup
Prep Type: Total/NA
Prep Batch: 416046

Analyte	Spike Added	LCSD Result	LCSD Qualifier	Unit	D	%Rec	%Rec. Limits	RPD	RPD Limit
Atrazine	160	165		ug/L		103	47 - 150	27	40
Benzaldehyde	160	143		ug/L		89	50 - 126	5	40
Caprolactam	160	32.3		ug/L		20	10 - 59	12	40

Surrogate	*LCSD %Recovery*	*LCSD Qualifier*	*Limits*
2,4,6-Tribromophenol	*85*		*14 - 149*
2-Fluorobiphenyl	*94*		*44 - 129*
2-Fluorophenol	*35*		*10 - 76*
Nitrobenzene-d5	*84*		*49 - 125*
Phenol-d5	*20*		*10 - 150*
Terphenyl-d14	*109*		*28 - 150*

Method: 608 - Polychlorinated Biphenyls (PCBs) (GC)

Lab Sample ID: MB 460-416015/1-A — **Client Sample ID: Method Blank**
Matrix: Water — **Prep Type: Total/NA**
Analysis Batch: 416166 — **Prep Batch: 416015**

Analyte	MB Result	MB Qualifier	RL	MDL	Unit	D	Prepared	Analyzed	Dil Fac
PCB-1016	0.050	U	0.050	0.017	ug/L		01/23/17 08:28	01/24/17 09:52	1
PCB-1221	0.050	U	0.050	0.024	ug/L		01/23/17 08:28	01/24/17 09:52	1
PCB-1232	0.050	U	0.050	0.028	ug/L		01/23/17 08:28	01/24/17 09:52	1
PCB-1242	0.050	U	0.050	0.031	ug/L		01/23/17 08:28	01/24/17 09:52	1
PCB-1248	0.050	U	0.050	0.017	ug/L		01/23/17 08:28	01/24/17 09:52	1
PCB-1254	0.050	U	0.050	0.017	ug/L		01/23/17 08:28	01/24/17 09:52	1
PCB-1260	0.050	U	0.050	0.012	ug/L		01/23/17 08:28	01/24/17 09:52	1
Polychlorinated biphenyls, Total	0.050	U	0.050	0.012	ug/L		01/23/17 08:28	01/24/17 09:52	1

Surrogate	*MB %Recovery*	*MB Qualifier*	*Limits*	*Prepared*	*Analyzed*	*Dil Fac*
DCB Decachlorobiphenyl	*79*		*13 - 150*	*01/23/17 08:28*	*01/24/17 09:52*	*1*
DCB Decachlorobiphenyl	*76*		*13 - 150*	*01/23/17 08:28*	*01/24/17 09:52*	*1*
Tetrachloro-m-xylene (Surr)	*63*		*14 - 150*	*01/23/17 08:28*	*01/24/17 09:52*	*1*
Tetrachloro-m-xylene (Surr)	*64*		*14 - 150*	*01/23/17 08:28*	*01/24/17 09:52*	*1*

Lab Sample ID: LCS 460-416015/2-A — **Client Sample ID: Lab Control Sample**
Matrix: Water — **Prep Type: Total/NA**
Analysis Batch: 416166 — **Prep Batch: 416015**

Analyte	Spike Added	LCS Result	LCS Qualifier	Unit	D	%Rec	%Rec. Limits
PCB-1016	1.00	1.07		ug/L		107	50 - 114
PCB-1016	1.00	1.06		ug/L		106	50 - 114
PCB-1260	1.00	1.21		ug/L		121	8 - 127
PCB-1260	1.00	1.18		ug/L		118	8 - 127

Surrogate	*LCS %Recovery*	*LCS Qualifier*	*Limits*
DCB Decachlorobiphenyl	*97*		*13 - 150*
DCB Decachlorobiphenyl	*94*		*13 - 150*
Tetrachloro-m-xylene (Surr)	*69*		*14 - 150*
Tetrachloro-m-xylene (Surr)	*70*		*14 - 150*

Lab Sample ID: LCSD 460-416015/3-A — **Client Sample ID: Lab Control Sample Dup**
Matrix: Water — **Prep Type: Total/NA**
Analysis Batch: 416166 — **Prep Batch: 416015**

Analyte	Spike Added	LCSD Result	LCSD Qualifier	Unit	D	%Rec	%Rec. Limits	RPD	RPD Limit
PCB-1016	1.00	0.994		ug/L		99	50 - 114	7	40
PCB-1016	1.00	0.999		ug/L		100	50 - 114	7	40
PCB-1260	1.00	1.00		ug/L		100	8 - 127	19	40
PCB-1260	1.00	0.966		ug/L		97	8 - 127	20	40

Surrogate	*LCSD %Recovery*	*LCSD Qualifier*	*Limits*
DCB Decachlorobiphenyl	*85*		*13 - 150*
DCB Decachlorobiphenyl	*83*		*13 - 150*
Tetrachloro-m-xylene (Surr)	*65*		*14 - 150*
Tetrachloro-m-xylene (Surr)	*67*		*14 - 150*

Method: 200.7 Rev 4.4 - Metals (ICP)

Lab Sample ID: MB 460-415853/1-A
Matrix: Water
Analysis Batch: 415930

Client Sample ID: Method Blank
Prep Type: Total Recoverable
Prep Batch: 415853

Analyte	MB Result	MB Qualifier	RL	MDL	Unit	D	Prepared	Analyzed	Dil Fac
Aluminum	200	U	200	63.9	ug/L		01/20/17 20:20	01/22/17 19:03	1
Antimony	10.0	U	10.0	5.1	ug/L		01/20/17 20:20	01/22/17 19:03	1
Arsenic	5.0	U	5.0	3.1	ug/L		01/20/17 20:20	01/22/17 19:03	1
Barium	200	U	200	5.2	ug/L		01/20/17 20:20	01/22/17 19:03	1
Beryllium	2.0	U	2.0	1.3	ug/L		01/20/17 20:20	01/22/17 19:03	1
Cadmium	5.0	U	5.0	1.6	ug/L		01/20/17 20:20	01/22/17 19:03	1
Calcium	5000	U	5000	289	ug/L		01/20/17 20:20	01/22/17 19:03	1
Chromium	10.0	U	10.0	4.6	ug/L		01/20/17 20:20	01/22/17 19:03	1
Cobalt	50.0	U	50.0	4.6	ug/L		01/20/17 20:20	01/22/17 19:03	1
Copper	25.0	U	25.0	5.6	ug/L		01/20/17 20:20	01/22/17 19:03	1
Iron	150	U	150	78.3	ug/L		01/20/17 20:20	01/22/17 19:03	1
Lead	5.0	U	5.0	4.3	ug/L		01/20/17 20:20	01/22/17 19:03	1
Magnesium	5000	U	5000	249	ug/L		01/20/17 20:20	01/22/17 19:03	1
Manganese	15.0	U	15.0	4.9	ug/L		01/20/17 20:20	01/22/17 19:03	1
Nickel	40.0	U	40.0	5.5	ug/L		01/20/17 20:20	01/22/17 19:03	1
Potassium	5000	U	5000	117	ug/L		01/20/17 20:20	01/22/17 19:03	1
Selenium	5.0	U	5.0	4.6	ug/L		01/20/17 20:20	01/22/17 19:03	1
Silver	10.0	U	10.0	2.0	ug/L		01/20/17 20:20	01/22/17 19:03	1
Sodium	5000	U	5000	221	ug/L		01/20/17 20:20	01/22/17 19:03	1
Thallium	10.0	U	10.0	8.1	ug/L		01/20/17 20:20	01/22/17 19:03	1
Vanadium	50.0	U	50.0	4.6	ug/L		01/20/17 20:20	01/22/17 19:03	1
Zinc	30.0	U	30.0	5.2	ug/L		01/20/17 20:20	01/22/17 19:03	1

Lab Sample ID: LCS 460-415853/2-A
Matrix: Water
Analysis Batch: 415930

Client Sample ID: Lab Control Sample
Prep Type: Total Recoverable
Prep Batch: 415853

Analyte	Spike Added	LCS Result	LCS Qualifier	Unit	D	%Rec	%Rec. Limits
Aluminum	2000	2020		ug/L		101	85 - 115
Antimony	500	497.3		ug/L		99	85 - 115
Arsenic	2000	2009		ug/L		100	85 - 115
Barium	2000	2121		ug/L		106	85 - 115
Beryllium	50.0	47.42		ug/L		95	85 - 115
Cadmium	50.0	51.87		ug/L		104	85 - 115
Calcium	20000	19820		ug/L		99	85 - 115
Chromium	200	211.5		ug/L		106	85 - 115
Cobalt	500	518.3		ug/L		104	85 - 115
Copper	250	252.8		ug/L		101	85 - 115
Iron	1000	1026		ug/L		103	85 - 115
Lead	500	527.2		ug/L		105	85 - 115
Magnesium	20000	19300		ug/L		97	85 - 115
Manganese	500	524.6		ug/L		105	85 - 115
Nickel	500	525.9		ug/L		105	85 - 115
Potassium	20000	20210		ug/L		101	85 - 115
Selenium	2000	2020		ug/L		101	85 - 115
Silver	50.0	51.84		ug/L		104	85 - 115
Sodium	20000	20990		ug/L		105	85 - 115
Thallium	2000	2141		ug/L		107	85 - 115

Method: 200.7 Rev 4.4 - Metals (ICP) (Continued)

Lab Sample ID: LCS 460-415853/2-A — **Client Sample ID: Lab Control Sample**
Matrix: Water — **Prep Type: Total Recoverable**
Analysis Batch: 415930 — **Prep Batch: 415853**

Analyte	Spike Added	LCS Result	LCS Qualifier	Unit	D	%Rec	%Rec. Limits
Vanadium	500	521.6		ug/L		104	85 - 115
Zinc	500	534.0		ug/L		107	85 - 115

Lab Sample ID: 460-126929-D-1-C MS — **Client Sample ID: Matrix Spike**
Matrix: Water — **Prep Type: Total Recoverable**
Analysis Batch: 415930 — **Prep Batch: 415853**

Analyte	Sample Result	Sample Qualifier	Spike Added	MS Result	MS Qualifier	Unit	D	%Rec	%Rec. Limits
Aluminum	200	U	2000	2099		ug/L		105	70 - 130
Antimony	10.0	U	500	520.5		ug/L		104	70 - 130
Arsenic	5.0	U	2000	2103		ug/L		105	70 - 130
Barium	492		2000	2586		ug/L		105	70 - 130
Beryllium	2.0	U	50.0	49.56		ug/L		99	70 - 130
Cadmium	5.0	U	50.0	52.29		ug/L		105	70 - 130
Calcium	139000		20000	159000	4	ug/L		98	70 - 130
Chromium	10.0	U	200	207.9		ug/L		104	70 - 130
Cobalt	50.0	U	500	518.3		ug/L		104	70 - 130
Copper	25.0	U	250	264.0		ug/L		106	70 - 130
Iron	149	J	1000	1160		ug/L		101	70 - 130
Lead	5.0	U	500	525.0		ug/L		105	70 - 130
Magnesium	10800		20000	30350		ug/L		98	70 - 130
Manganese	5490		500	5957	4	ug/L		94	70 - 130
Nickel	40.0	U	500	528.2		ug/L		106	70 - 130
Potassium	616	J	20000	21880		ug/L		106	70 - 130
Selenium	5.0	U	2000	2192		ug/L		110	70 - 130
Silver	10.0	U	50.0	55.00		ug/L		110	70 - 130
Sodium	28900		20000	51110		ug/L		111	70 - 130
Thallium	10.0	U	2000	2156		ug/L		108	70 - 130
Vanadium	50.0	U	500	527.7		ug/L		106	70 - 130
Zinc	16.9	J	500	546.3		ug/L		106	70 - 130

Lab Sample ID: 460-126929-D-1-B DU — **Client Sample ID: Duplicate**
Matrix: Water — **Prep Type: Total Recoverable**
Analysis Batch: 415930 — **Prep Batch: 415853**

Analyte	Sample Result	Sample Qualifier	DU Result	DU Qualifier	Unit	D	RPD	RPD Limit
Aluminum	200	U	200	U	ug/L		NC	20
Antimony	10.0	U	10.0	U	ug/L		NC	20
Arsenic	5.0	U	5.0	U	ug/L		NC	20
Barium	492		491.7		ug/L		0.1	20
Beryllium	2.0	U	2.0	U	ug/L		NC	20
Cadmium	5.0	U	5.0	U	ug/L		NC	20
Calcium	139000		139000		ug/L		0.3	20
Chromium	10.0	U	10.0	U	ug/L		NC	20
Cobalt	50.0	U	50.0	U	ug/L		NC	20
Copper	25.0	U	5.85	J	ug/L		NC	20
Iron	149	J	154.6		ug/L		3	20
Lead	5.0	U	5.0	U	ug/L		NC	20
Magnesium	10800		10800		ug/L		0.2	20

Method: 200.7 Rev 4.4 - Metals (ICP) (Continued)

Lab Sample ID: 460-126929-D-1-B DU — **Client Sample ID: Duplicate**
Matrix: Water — **Prep Type: Total Recoverable**
Analysis Batch: 415930 — **Prep Batch: 415853**

Analyte	Sample Result	Sample Qualifier	DU Result	DU Qualifier	Unit	D	RPD	RPD Limit
Manganese	5490		5463		ug/L		0.4	20
Nickel	40.0	U	40.0	U	ug/L		NC	20
Potassium	616	J	609.1	J	ug/L		1	20
Selenium	5.0	U	5.0	U	ug/L		NC	20
Silver	10.0	U	10.0	U	ug/L		NC	20
Sodium	28900		28870		ug/L		0	20
Thallium	10.0	U	9.17	J	ug/L		NC	20
Vanadium	50.0	U	50.0	U	ug/L		NC	20
Zinc	16.9	J	16.59	J	ug/L		2	20

Method: 245.1 - Mercury (CVAA)

Lab Sample ID: MB 460-416049/1-A — **Client Sample ID: Method Blank**
Matrix: Water — **Prep Type: Total/NA**
Analysis Batch: 416085 — **Prep Batch: 416049**

Analyte	MB Result	MB Qualifier	RL	MDL	Unit	D	Prepared	Analyzed	Dil Fac
Mercury	0.20	U	0.20	0.17	ug/L		01/23/17 12:01	01/23/17 15:21	1

Lab Sample ID: LCS 460-416049/2-A — **Client Sample ID: Lab Control Sample**
Matrix: Water — **Prep Type: Total/NA**
Analysis Batch: 416085 — **Prep Batch: 416049**

Analyte	Spike Added	LCS Result	LCS Qualifier	Unit	D	%Rec	%Rec. Limits
Mercury	1.00	0.939		ug/L		94	85 - 115

Lab Sample ID: 460-127202-E-3-B MS — **Client Sample ID: Matrix Spike**
Matrix: Water — **Prep Type: Total/NA**
Analysis Batch: 416085 — **Prep Batch: 416049**

Analyte	Sample Result	Sample Qualifier	Spike Added	MS Result	MS Qualifier	Unit	D	%Rec	%Rec. Limits
Mercury	0.20	U	1.00	0.932		ug/L		93	70 - 130

Lab Sample ID: 460-127202-B-3-A DU — **Client Sample ID: Duplicate**
Matrix: Water — **Prep Type: Total/NA**
Analysis Batch: 416085 — **Prep Batch: 416049**

Analyte	Sample Result	Sample Qualifier	DU Result	DU Qualifier	Unit	D	RPD	RPD Limit
Mercury	0.20	U	0.20	U	ug/L		NC	20

Method: 1020B - Ignitability, Small Scale Closed-Cup Method

Lab Sample ID: 460-127124-1 DU — **Client Sample ID: DW-INF**
Matrix: Water — **Prep Type: Total/NA**
Analysis Batch: 416065

Analyte	Sample Result	Sample Qualifier	DU Result	DU Qualifier	Unit	D	RPD	RPD Limit
Ignitability	>160		>160		Degrees F		NC	10

Method: 1664A - HEM and SGT-HEM

Lab Sample ID: MB 460-416399/1 — **Client Sample ID: Method Blank**
Matrix: Water — **Prep Type: Total/NA**
Analysis Batch: 416399

Analyte	MB Result	MB Qualifier	RL	MDL	Unit	D	Prepared	Analyzed	Dil Fac
SGT-HEM	5.0	U	5.0	2.0	mg/L			01/25/17 11:19	1

Lab Sample ID: LCS 460-416399/2 — **Client Sample ID: Lab Control Sample**
Matrix: Water — **Prep Type: Total/NA**
Analysis Batch: 416399

Analyte	Spike Added	LCS Result	LCS Qualifier	Unit	D	%Rec	%Rec. Limits
SGT-HEM	20.0	13.40		mg/L		67	64 - 132

Lab Sample ID: LCSD 460-416399/3 — **Client Sample ID: Lab Control Sample Dup**
Matrix: Water — **Prep Type: Total/NA**
Analysis Batch: 416399

Analyte	Spike Added	LCSD Result	LCSD Qualifier	Unit	D	%Rec	%Rec. Limits	RPD	RPD Limit
SGT-HEM	20.0	15.20		mg/L		76	64 - 132	13	34

Lab Sample ID: 460-126897-G-1 MS — **Client Sample ID: Matrix Spike**
Matrix: Water — **Prep Type: Total/NA**
Analysis Batch: 416399

Analyte	Sample Result	Sample Qualifier	Spike Added	MS Result	MS Qualifier	Unit	D	%Rec	%Rec. Limits
SGT-HEM	5.1	U	20.2	13.64		mg/L		68	64 - 132

Method: 351.2 - Nitrogen, Total Kjeldahl

Lab Sample ID: MB 480-340954/1-A — **Client Sample ID: Method Blank**
Matrix: Water — **Prep Type: Total/NA**
Analysis Batch: 341058 — **Prep Batch: 340954**

Analyte	MB Result	MB Qualifier	RL	MDL	Unit	D	Prepared	Analyzed	Dil Fac
Total Kjeldahl Nitrogen	0.20	U	0.20	0.15	mg/L		01/23/17 04:32	01/23/17 11:04	1

Lab Sample ID: LCS 480-340954/2-A — **Client Sample ID: Lab Control Sample**
Matrix: Water — **Prep Type: Total/NA**
Analysis Batch: 341058 — **Prep Batch: 340954**

Analyte	Spike Added	LCS Result	LCS Qualifier	Unit	D	%Rec	%Rec. Limits
Total Kjeldahl Nitrogen	2.50	2.37		mg/L		95	90 - 110

Lab Sample ID: 460-126963-F-5-B MS — **Client Sample ID: Matrix Spike**
Matrix: Water — **Prep Type: Total/NA**
Analysis Batch: 341058 — **Prep Batch: 340954**

Analyte	Sample Result	Sample Qualifier	Spike Added	MS Result	MS Qualifier	Unit	D	%Rec	%Rec. Limits
Total Kjeldahl Nitrogen	0.99		1.00	1.38	N	mg/L		39	90 - 110

Method: 351.2 - Nitrogen, Total Kjeldahl (Continued)

Lab Sample ID: 460-126963-F-4-B DU — **Client Sample ID: Duplicate**
Matrix: Water — **Prep Type: Total/NA**
Analysis Batch: 341058 — **Prep Batch: 340954**

Analyte	Sample Result	Sample Qualifier		DU Result	DU Qualifier	Unit	D			RPD	RPD Limit
Total Kjeldahl Nitrogen	0.84			0.835		mg/L				0.6	20

Method: 353.2 - Nitrogen, Nitrate-Nitrite

Lab Sample ID: MB 460-415918/9 — **Client Sample ID: Method Blank**
Matrix: Water — **Prep Type: Total/NA**
Analysis Batch: 415918

Analyte	MB Result	MB Qualifier	RL	MDL	Unit	D	Prepared	Analyzed	Dil Fac
Nitrate as N	0.10	U	0.10	0.010	mg/L			01/21/17 18:09	1
Nitrate Nitrite as N	0.10	U	0.10	0.0091	mg/L			01/21/17 18:09	1

Lab Sample ID: LCSSRM 460-415918/10 — **Client Sample ID: Lab Control Sample**
Matrix: Water — **Prep Type: Total/NA**
Analysis Batch: 415918

Analyte			Spike Added	LCSSRM Result	LCSSRM Qualifier	Unit	D	%Rec	%Rec. Limits		
Nitrate as N			1.81	1.82		mg/L		100.3	87.3 - 111.0		
Nitrate Nitrite as N			1.81	1.82		mg/L		100.3	87.8 - 111.0		

Lab Sample ID: 460-127158-H-7 MS ^2 — **Client Sample ID: Matrix Spike**
Matrix: Water — **Prep Type: Total/NA**
Analysis Batch: 415918

Analyte	Sample Result	Sample Qualifier	Spike Added	MS Result	MS Qualifier	Unit	D	%Rec	%Rec. Limits		
Nitrate as N	0.67		1.00	1.15	N	mg/L		48	53 - 135		
Nitrate Nitrite as N	0.67		2.00	1.60	N	mg/L		47	77 - 114		

Lab Sample ID: 460-127158-H-7 MSD ^2 — **Client Sample ID: Matrix Spike Duplicate**
Matrix: Water — **Prep Type: Total/NA**
Analysis Batch: 415918

Analyte	Sample Result	Sample Qualifier	Spike Added	MSD Result	MSD Qualifier	Unit	D	%Rec	%Rec. Limits	RPD	RPD Limit
Nitrate as N	0.67		1.00	2.52	N	mg/L		185	53 - 135	75	12
Nitrate Nitrite as N	0.67		2.00	2.98	N	mg/L		115	77 - 114	60	10

Method: 420.1 - Phenolics, Total Recoverable

Lab Sample ID: MB 460-416216/1-A — **Client Sample ID: Method Blank**
Matrix: Water — **Prep Type: Total/NA**
Analysis Batch: 416247 — **Prep Batch: 416216**

Analyte	MB Result	MB Qualifier	RL	MDL	Unit	D	Prepared	Analyzed	Dil Fac
Phenols, Total	0.050	U	0.050	0.012	mg/L		01/24/17 10:00	01/24/17 14:00	1

Method: 420.1 - Phenolics, Total Recoverable (Continued)

Lab Sample ID: LCS 460-416216/2-A — **Client Sample ID: Lab Control Sample**
Matrix: Water — **Prep Type: Total/NA**
Analysis Batch: 416247 — **Prep Batch: 416216**

Analyte			Spike Added	LCS Result	LCS Qualifier	Unit	D	%Rec	%Rec. Limits		
Phenols, Total			0.400	0.424		mg/L		106	83 - 115		

Lab Sample ID: 460-126717-F-1-B MS — **Client Sample ID: Matrix Spike**
Matrix: Water — **Prep Type: Total/NA**
Analysis Batch: 416247 — **Prep Batch: 416216**

Analyte	Sample Result	Sample Qualifier	Spike Added	MS Result	MS Qualifier	Unit	D	%Rec	%Rec. Limits		
Phenols, Total	0.050	U	0.400	0.420		mg/L		105	62 - 133		

Lab Sample ID: 460-126717-F-1-C MSD — **Client Sample ID: Matrix Spike Duplicate**
Matrix: Water — **Prep Type: Total/NA**
Analysis Batch: 416247 — **Prep Batch: 416216**

Analyte	Sample Result	Sample Qualifier	Spike Added	MSD Result	MSD Qualifier	Unit	D	%Rec	%Rec. Limits	RPD	RPD Limit
Phenols, Total	0.050	U	0.400	0.421		mg/L		105	62 - 133	0	15

Method: I 1230 - Chromium, Hexavalent

Lab Sample ID: MB 460-415769/9 — **Client Sample ID: Method Blank**
Matrix: Water — **Prep Type: Total/NA**
Analysis Batch: 415769

Analyte	MB Result	MB Qualifier	RL	MDL	Unit	D	Prepared	Analyzed	Dil Fac
Chromium (hexavalent)	10.0	U	10.0	8.8	ug/L			01/20/17 12:30	1

Lab Sample ID: LCSSRM 460-415769/10 — **Client Sample ID: Lab Control Sample**
Matrix: Water — **Prep Type: Total/NA**
Analysis Batch: 415769

Analyte			Spike Added	LCSSRM Result	LCSSRM Qualifier	Unit	D	%Rec	%Rec. Limits		
Chromium (hexavalent)			63.8	64.24		ug/L		100.7	88.7 - 110.0		

Lab Sample ID: 460-127124-3 MS — **Client Sample ID: DW-PCF**
Matrix: Water — **Prep Type: Total/NA**
Analysis Batch: 415769

Analyte	Sample Result	Sample Qualifier	Spike Added	MS Result	MS Qualifier	Unit	D	%Rec	%Rec. Limits		
Chromium (hexavalent)	10.0	U	30.0	29.90		ug/L		100	85 - 115		

Lab Sample ID: 460-127124-3 DU — **Client Sample ID: DW-PCF**
Matrix: Water — **Prep Type: Total/NA**
Analysis Batch: 415769

Analyte	Sample Result	Sample Qualifier		DU Result	DU Qualifier	Unit	D			RPD	RPD Limit
Chromium (hexavalent)	10.0	U		10.0	U	ug/L				NC	20

Method: SM 2540B - Solids, Total

Lab Sample ID: LB 460-415793/1-A
Matrix: Water
Analysis Batch: 416191

Client Sample ID: Method Blank
Prep Type: Total/NA

Analyte	LB Result	LB Qualifier	RL	MDL	Unit	D	Prepared	Analyzed	Dil Fac
Total Solids	10.0	U	10.0	10.0	mg/L			01/24/17 09:01	1

Lab Sample ID: MB 460-416191/1
Matrix: Water
Analysis Batch: 416191

Client Sample ID: Method Blank
Prep Type: Total/NA

Analyte	MB Result	MB Qualifier	RL	MDL	Unit	D	Prepared	Analyzed	Dil Fac
Total Solids	10.0	U	10.0	10.0	mg/L			01/24/17 09:01	1

Lab Sample ID: LCSSRM 460-416191/2
Matrix: Water
Analysis Batch: 416191

Client Sample ID: Lab Control Sample
Prep Type: Total/NA

Analyte	Spike Added	LCSSRM Result	LCSSRM Qualifier	Unit	D	%Rec	%Rec. Limits
Total Solids	581	564.0		mg/L		97.1	90.0 - 110.0

Method: SM 2540D - Solids, Total Suspended (TSS)

Lab Sample ID: MB 460-416181/1
Matrix: Water
Analysis Batch: 416181

Client Sample ID: Method Blank
Prep Type: Total/NA

Analyte	MB Result	MB Qualifier	RL	MDL	Unit	D	Prepared	Analyzed	Dil Fac
Total Suspended Solids	1.0	U	1.0	1.0	mg/L			01/24/17 07:51	1

Lab Sample ID: LCSSRM 460-416181/2
Matrix: Water
Analysis Batch: 416181

Client Sample ID: Lab Control Sample
Prep Type: Total/NA

Analyte	Spike Added	LCSSRM Result	LCSSRM Qualifier	Unit	D	%Rec	%Rec. Limits
Total Suspended Solids	84.9	94.00		mg/L		110.7	82.0 - 111.2

Lab Sample ID: 460-127124-1 DU
Matrix: Water
Analysis Batch: 416181

Client Sample ID: DW-INF
Prep Type: Total/NA

Analyte	Sample Result	Sample Qualifier	DU Result	DU Qualifier	Unit	D	RPD	RPD Limit
Total Suspended Solids	341		330.0		mg/L		3	5

Lab Sample ID: 460-127124-2 DU
Matrix: Water
Analysis Batch: 416181

Client Sample ID: DW-PPF
Prep Type: Total/NA

Analyte	Sample Result	Sample Qualifier	DU Result	DU Qualifier	Unit	D	RPD	RPD Limit
Total Suspended Solids	68.0		70.80		mg/L		4	5

Method: SM 4500 Cl- B - Chloride

Lab Sample ID: MB 460-416458/1 — **Client Sample ID: Method Blank**
Matrix: Water — **Prep Type: Total/NA**
Analysis Batch: 416458

Analyte	MB Result	MB Qualifier	RL	MDL	Unit	D	Prepared	Analyzed	Dil Fac
Chloride	5.0	U	5.0	0.84	mg/L			01/25/17 16:45	1

Lab Sample ID: LCSSRM 460-416458/2 ^2 — **Client Sample ID: Lab Control Sample**
Matrix: Water — **Prep Type: Total/NA**
Analysis Batch: 416458

Analyte			Spike Added	LCSSRM Result	LCSSRM Qualifier	Unit	D	%Rec	%Rec. Limits		
Chloride			79.6	77.98		mg/L		98.0	91.0 - 109.0		

Lab Sample ID: 460-127124-3 MS — **Client Sample ID: DW-PCF**
Matrix: Water — **Prep Type: Total/NA**
Analysis Batch: 416458

Analyte	Sample Result	Sample Qualifier	Spike Added	MS Result	MS Qualifier	Unit	D	%Rec	%Rec. Limits		
Chloride	79.5		50.0	133.0		mg/L		107	90 - 110		

Lab Sample ID: 460-127124-3 MSD — **Client Sample ID: DW-PCF**
Matrix: Water — **Prep Type: Total/NA**
Analysis Batch: 416458

Analyte	Sample Result	Sample Qualifier	Spike Added	MSD Result	MSD Qualifier	Unit	D	%Rec	%Rec. Limits	RPD	RPD Limit
Chloride	79.5		50.0	134.0		mg/L		109	90 - 110	1	10

Method: SM 4500 H+ B - pH

Lab Sample ID: MB 460-416060/2 — **Client Sample ID: Method Blank**
Matrix: Water — **Prep Type: Total/NA**
Analysis Batch: 416060

Analyte	MB Result	MB Qualifier	NONE	NONE	Unit	D	Prepared	Analyzed	Dil Fac
pH	5.9				SU			01/23/17 13:01	1

Lab Sample ID: LCSSRM 460-416060/3 — **Client Sample ID: Lab Control Sample**
Matrix: Water — **Prep Type: Total/NA**
Analysis Batch: 416060

Analyte			Spike Added	LCSSRM Result	LCSSRM Qualifier	Unit	D	%Rec	%Rec. Limits		
pH			6.06	6.0		SU		99.5	98.2 - 102.0		

Lab Sample ID: 460-127011-D-1 DU — **Client Sample ID: Duplicate**
Matrix: Water — **Prep Type: Total/NA**
Analysis Batch: 416060

Analyte	Sample Result	Sample Qualifier		DU Result	DU Qualifier	Unit	D			RPD	RPD Limit
pH	6.4			6.4		SU				0.6	10

Method: SM 5210B - BOD, 5-Day

Lab Sample ID: USB 460-415808/1
Matrix: Water
Analysis Batch: 415808

Client Sample ID: Method Blank
Prep Type: Total/NA

Analyte	USB Result	USB Qualifier	RL	MDL	Unit	D	Prepared	Analyzed	Dil Fac
Carbonaceous Biochemical Oxygen Demand 5	1.0	U	1.0	1.0	mg/L			01/20/17 20:15	1

Lab Sample ID: LCS 460-415808/2
Matrix: Water
Analysis Batch: 415808

Client Sample ID: Lab Control Sample
Prep Type: Total/NA

Analyte	Spike Added	LCS Result	LCS Qualifier	Unit	D	%Rec	%Rec. Limits
Carbonaceous Biochemical Oxygen Demand 5	111	106.0		mg/L		95	84.6 - 115.4

Lab Sample ID: 460-127124-3 DU
Matrix: Water
Analysis Batch: 415808

Client Sample ID: DW-PCF
Prep Type: Total/NA

Analyte	Sample Result	Sample Qualifier	DU Result	DU Qualifier	Unit	D	RPD	RPD Limit
Carbonaceous Biochemical Oxygen Demand 5	1.5	U	1.5	U	mg/L		NC	23

Lab Sample ID: USB 460-416416/5
Matrix: Water
Analysis Batch: 416416

Client Sample ID: Method Blank
Prep Type: Total/NA

Analyte	USB Result	USB Qualifier	RL	MDL	Unit	D	Prepared	Analyzed	Dil Fac
Carbonaceous Biochemical Oxygen Demand 5	1.0	U	1.0	1.0	mg/L			01/25/17 13:30	1

Lab Sample ID: LCS 460-416416/2
Matrix: Water
Analysis Batch: 416416

Client Sample ID: Lab Control Sample
Prep Type: Total/NA

Analyte	Spike Added	LCS Result	LCS Qualifier	Unit	D	%Rec	%Rec. Limits
Carbonaceous Biochemical Oxygen Demand 5	111	111.0		mg/L		100	84.6 - 115.4

Lab Sample ID: 460-127252-A-1 DU
Matrix: Water
Analysis Batch: 416416

Client Sample ID: Duplicate
Prep Type: Total/NA

Analyte	Sample Result	Sample Qualifier	DU Result	DU Qualifier	Unit	D	RPD	RPD Limit
Carbonaceous Biochemical Oxygen Demand 5	6140		5790		mg/L		6	23

Qualifiers

GC/MS VOA

Qualifier	Qualifier Description
U	Analyzed for but not detected.
J	Indicates an estimated value.
*	ISTD response or retention time outside acceptable limits
*	MS or MSD is outside acceptance limits.

GC/MS Semi VOA

Qualifier	Qualifier Description
U	Analyzed for but not detected.
J	Indicates an estimated value.
*	LCS or LCSD is outside acceptance limits.

GC Semi VOA

Qualifier	Qualifier Description
U	Analyzed for but not detected.

Metals

Qualifier	Qualifier Description
N	PDS exceeds control limits
U	Indicates analyzed for but not detected.
J	Sample result is greater than the MDL but below the CRDL
4	MS, MSD: The analyte present in the original sample is greater than 4 times the matrix spike concentration; therefore, control limits are not applicable.

General Chemistry

Qualifier	Qualifier Description
N	Spiked sample recovery is not within control limits.
U	Indicates analyzed for but not detected.
J	Sample result is greater than the MDL but below the CRDL
HF	Field parameter with a holding time of 15 minutes. Test performed by laboratory at client's request.
H	Sample was prepped or analyzed beyond the specified holding time

Glossary

Abbreviation	These commonly used abbreviations may or may not be present in this report.
¤	Listed under the "D" column to designate that the result is reported on a dry weight basis
%R	Percent Recovery
CFL	Contains Free Liquid
CNF	Contains no Free Liquid
DER	Duplicate error ratio (normalized absolute difference)
Dil Fac	Dilution Factor
DL, RA, RE, IN	Indicates a Dilution, Re-analysis, Re-extraction, or additional Initial metals/anion analysis of the sample
DLC	Decision level concentration
MDA	Minimum detectable activity
EDL	Estimated Detection Limit
MDC	Minimum detectable concentration
MDL	Method Detection Limit
ML	Minimum Level (Dioxin)
NC	Not Calculated
ND	Not detected at the reporting limit (or MDL or EDL if shown)
PQL	Practical Quantitation Limit
QC	Quality Control
RER	Relative error ratio
RL	Reporting Limit or Requested Limit (Radiochemistry)

Glossary (Continued)

Abbreviation	These commonly used abbreviations may or may not be present in this report.
RPD	Relative Percent Difference, a measure of the relative difference between two points
TEF	Toxicity Equivalent Factor (Dioxin)
TEQ	Toxicity Equivalent Quotient (Dioxin)

QC Association Summary

Client: AKRF Inc
Project/Site: Kings Plaza Dewatering

TestAmerica Job ID: 460-127124-1

GC/MS VOA

Analysis Batch: 416150

Lab Sample ID	Client Sample ID	Prep Type	Matrix	Method	Prep Batch
460-127124-3	DW-PCF	Total/NA	Water	624	
MB 460-416150/7	Method Blank	Total/NA	Water	624	
LCS 460-416150/4	Lab Control Sample	Total/NA	Water	624	
460-127124-3 MS	DW-PCF	Total/NA	Water	624	
460-127124-3 MSD	DW-PCF	Total/NA	Water	624	

Analysis Batch: 416336

Lab Sample ID	Client Sample ID	Prep Type	Matrix	Method	Prep Batch
460-127124-1	DW-INF	Total/NA	Water	624	
460-127124-2	DW-PPF	Total/NA	Water	624	
MB 460-416336/8	Method Blank	Total/NA	Water	624	
LCS 460-416336/4	Lab Control Sample	Total/NA	Water	624	
460-127205-A-2 MS	Matrix Spike	Total/NA	Water	624	
460-127205-A-2 MSD	Matrix Spike Duplicate	Total/NA	Water	624	

GC/MS Semi VOA

Prep Batch: 416046

Lab Sample ID	Client Sample ID	Prep Type	Matrix	Method	Prep Batch
460-127124-1 - DL	DW-INF	Total/NA	Water	625	
460-127124-2	DW-PPF	Total/NA	Water	625	
460-127124-3	DW-PCF	Total/NA	Water	625	
MB 460-416046/1-A	Method Blank	Total/NA	Water	625	
LCS 460-416046/2-A	Lab Control Sample	Total/NA	Water	625	
LCS 460-416046/4-A	Lab Control Sample	Total/NA	Water	625	
LCSD 460-416046/3-A	Lab Control Sample Dup	Total/NA	Water	625	
LCSD 460-416046/5-A	Lab Control Sample Dup	Total/NA	Water	625	

Analysis Batch: 416442

Lab Sample ID	Client Sample ID	Prep Type	Matrix	Method	Prep Batch
460-127124-1 - DL	DW-INF	Total/NA	Water	625	416046
460-127124-2	DW-PPF	Total/NA	Water	625	416046
460-127124-3	DW-PCF	Total/NA	Water	625	416046
MB 460-416046/1-A	Method Blank	Total/NA	Water	625	416046
LCS 460-416046/2-A	Lab Control Sample	Total/NA	Water	625	416046
LCS 460-416046/4-A	Lab Control Sample	Total/NA	Water	625	416046
LCSD 460-416046/3-A	Lab Control Sample Dup	Total/NA	Water	625	416046
LCSD 460-416046/5-A	Lab Control Sample Dup	Total/NA	Water	625	416046

GC Semi VOA

Prep Batch: 416015

Lab Sample ID	Client Sample ID	Prep Type	Matrix	Method	Prep Batch
460-127124-1	DW-INF	Total/NA	Water	608	
460-127124-2	DW-PPF	Total/NA	Water	608	
460-127124-3	DW-PCF	Total/NA	Water	608	
MB 460-416015/1-A	Method Blank	Total/NA	Water	608	
LCS 460-416015/2-A	Lab Control Sample	Total/NA	Water	608	
LCSD 460-416015/3-A	Lab Control Sample Dup	Total/NA	Water	608	

GC Semi VOA (Continued)

Analysis Batch: 416166

Lab Sample ID	Client Sample ID	Prep Type	Matrix	Method	Prep Batch
460-127124-1	DW-INF	Total/NA	Water	608	416015
460-127124-2	DW-PPF	Total/NA	Water	608	416015
460-127124-3	DW-PCF	Total/NA	Water	608	416015
MB 460-416015/1-A	Method Blank	Total/NA	Water	608	416015
LCS 460-416015/2-A	Lab Control Sample	Total/NA	Water	608	416015
LCSD 460-416015/3-A	Lab Control Sample Dup	Total/NA	Water	608	416015

Metals

Prep Batch: 415853

Lab Sample ID	Client Sample ID	Prep Type	Matrix	Method	Prep Batch
460-127124-1	DW-INF	Total Recoverable	Water	200.7	
460-127124-2	DW-PPF	Total Recoverable	Water	200.7	
460-127124-3	DW-PCF	Total Recoverable	Water	200.7	
MB 460-415853/1-A	Method Blank	Total Recoverable	Water	200.7	
LCS 460-415853/2-A	Lab Control Sample	Total Recoverable	Water	200.7	
460-126929-D-1-C MS	Matrix Spike	Total Recoverable	Water	200.7	
460-126929-D-1-B DU	Duplicate	Total Recoverable	Water	200.7	

Analysis Batch: 415930

Lab Sample ID	Client Sample ID	Prep Type	Matrix	Method	Prep Batch
460-127124-1	DW-INF	Total Recoverable	Water	200.7 Rev 4.4	415853
460-127124-2	DW-PPF	Total Recoverable	Water	200.7 Rev 4.4	415853
460-127124-3	DW-PCF	Total Recoverable	Water	200.7 Rev 4.4	415853
MB 460-415853/1-A	Method Blank	Total Recoverable	Water	200.7 Rev 4.4	415853
LCS 460-415853/2-A	Lab Control Sample	Total Recoverable	Water	200.7 Rev 4.4	415853
460-126929-D-1-C MS	Matrix Spike	Total Recoverable	Water	200.7 Rev 4.4	415853
460-126929-D-1-B DU	Duplicate	Total Recoverable	Water	200.7 Rev 4.4	415853

Prep Batch: 416049

Lab Sample ID	Client Sample ID	Prep Type	Matrix	Method	Prep Batch
460-127124-1	DW-INF	Total/NA	Water	245.1	
460-127124-2	DW-PPF	Total/NA	Water	245.1	
460-127124-3	DW-PCF	Total/NA	Water	245.1	
MB 460-416049/1-A	Method Blank	Total/NA	Water	245.1	
LCS 460-416049/2-A	Lab Control Sample	Total/NA	Water	245.1	
460-127202-E-3-B MS	Matrix Spike	Total/NA	Water	245.1	
460-127202-B-3-A DU	Duplicate	Total/NA	Water	245.1	

Analysis Batch: 416085

Lab Sample ID	Client Sample ID	Prep Type	Matrix	Method	Prep Batch
460-127124-1	DW-INF	Total/NA	Water	245.1	416049
460-127124-2	DW-PPF	Total/NA	Water	245.1	416049
460-127124-3	DW-PCF	Total/NA	Water	245.1	416049
MB 460-416049/1-A	Method Blank	Total/NA	Water	245.1	416049
LCS 460-416049/2-A	Lab Control Sample	Total/NA	Water	245.1	416049
460-127202-E-3-B MS	Matrix Spike	Total/NA	Water	245.1	416049
460-127202-B-3-A DU	Duplicate	Total/NA	Water	245.1	416049

Metals (Continued)

Analysis Batch: 416230

Lab Sample ID	Client Sample ID	Prep Type	Matrix	Method	Prep Batch
460-127124-1	DW-INF	Total Recoverable	Water	200.7 Rev 4.4	415853
460-127124-2	DW-PPF	Total Recoverable	Water	200.7 Rev 4.4	415853

General Chemistry

Prep Batch: 340954

Lab Sample ID	Client Sample ID	Prep Type	Matrix	Method	Prep Batch
460-127124-1	DW-INF	Total/NA	Water	351.2	
460-127124-2	DW-PPF	Total/NA	Water	351.2	
460-127124-3	DW-PCF	Total/NA	Water	351.2	
MB 480-340954/1-A	Method Blank	Total/NA	Water	351.2	
LCS 480-340954/2-A	Lab Control Sample	Total/NA	Water	351.2	
460-126963-F-5-B MS	Matrix Spike	Total/NA	Water	351.2	
460-126963-F-4-B DU	Duplicate	Total/NA	Water	351.2	

Analysis Batch: 341058

Lab Sample ID	Client Sample ID	Prep Type	Matrix	Method	Prep Batch
460-127124-1	DW-INF	Total/NA	Water	351.2	340954
460-127124-2	DW-PPF	Total/NA	Water	351.2	340954
460-127124-3	DW-PCF	Total/NA	Water	351.2	340954
MB 480-340954/1-A	Method Blank	Total/NA	Water	351.2	340954
LCS 480-340954/2-A	Lab Control Sample	Total/NA	Water	351.2	340954
460-126963-F-5-B MS	Matrix Spike	Total/NA	Water	351.2	340954
460-126963-F-4-B DU	Duplicate	Total/NA	Water	351.2	340954

Analysis Batch: 415769

Lab Sample ID	Client Sample ID	Prep Type	Matrix	Method	Prep Batch
460-127124-1	DW-INF	Total/NA	Water	I 1230	
460-127124-2	DW-PPF	Total/NA	Water	I 1230	
460-127124-3	DW-PCF	Total/NA	Water	I 1230	
MB 460-415769/9	Method Blank	Total/NA	Water	I 1230	
LCSSRM 460-415769/10	Lab Control Sample	Total/NA	Water	I 1230	
460-127124-3 MS	DW-PCF	Total/NA	Water	I 1230	
460-127124-3 DU	DW-PCF	Total/NA	Water	I 1230	

Leach Batch: 415793

Lab Sample ID	Client Sample ID	Prep Type	Matrix	Method	Prep Batch
LB 460-415793/1-A	Method Blank	Total/NA	Water	D3987-85	

Analysis Batch: 415808

Lab Sample ID	Client Sample ID	Prep Type	Matrix	Method	Prep Batch
460-127124-2	DW-PPF	Total/NA	Water	SM 5210B	
460-127124-3	DW-PCF	Total/NA	Water	SM 5210B	
USB 460-415808/1	Method Blank	Total/NA	Water	SM 5210B	
LCS 460-415808/2	Lab Control Sample	Total/NA	Water	SM 5210B	
460-127124-3 DU	DW-PCF	Total/NA	Water	SM 5210B	

Analysis Batch: 415918

Lab Sample ID	Client Sample ID	Prep Type	Matrix	Method	Prep Batch
460-127124-1	DW-INF	Total/NA	Water	353.2	

General Chemistry (Continued)

Analysis Batch: 415918 (Continued)

Lab Sample ID	Client Sample ID	Prep Type	Matrix	Method	Prep Batch
460-127124-2	DW-PPF	Total/NA	Water	353.2	
460-127124-3	DW-PCF	Total/NA	Water	353.2	
MB 460-415918/9	Method Blank	Total/NA	Water	353.2	
LCSSRM 460-415918/10	Lab Control Sample	Total/NA	Water	353.2	
LCSSRM 460-415918/11	Lab Control Sample	Total/NA	Water	353.2	
460-127158-H-7 MS ^2	Matrix Spike	Total/NA	Water	353.2	
460-127158-H-7 MSD ^2	Matrix Spike Duplicate	Total/NA	Water	353.2	

Analysis Batch: 416060

Lab Sample ID	Client Sample ID	Prep Type	Matrix	Method	Prep Batch
460-127124-1	DW-INF	Total/NA	Water	SM 4500 H+ B	
460-127124-2	DW-PPF	Total/NA	Water	SM 4500 H+ B	
460-127124-3	DW-PCF	Total/NA	Water	SM 4500 H+ B	
MB 460-416060/2	Method Blank	Total/NA	Water	SM 4500 H+ B	
LCSSRM 460-416060/3	Lab Control Sample	Total/NA	Water	SM 4500 H+ B	
460-127011-D-1 DU	Duplicate	Total/NA	Water	SM 4500 H+ B	

Analysis Batch: 416065

Lab Sample ID	Client Sample ID	Prep Type	Matrix	Method	Prep Batch
460-127124-1	DW-INF	Total/NA	Water	1020B	
460-127124-2	DW-PPF	Total/NA	Water	1020B	
460-127124-3	DW-PCF	Total/NA	Water	1020B	
460-127124-1 DU	DW-INF	Total/NA	Water	1020B	

Analysis Batch: 416181

Lab Sample ID	Client Sample ID	Prep Type	Matrix	Method	Prep Batch
460-127124-1	DW-INF	Total/NA	Water	SM 2540D	
460-127124-2	DW-PPF	Total/NA	Water	SM 2540D	
460-127124-3	DW-PCF	Total/NA	Water	SM 2540D	
MB 460-416181/1	Method Blank	Total/NA	Water	SM 2540D	
LCSSRM 460-416181/2	Lab Control Sample	Total/NA	Water	SM 2540D	
460-127124-1 DU	DW-INF	Total/NA	Water	SM 2540D	
460-127124-2 DU	DW-PPF	Total/NA	Water	SM 2540D	

Analysis Batch: 416191

Lab Sample ID	Client Sample ID	Prep Type	Matrix	Method	Prep Batch
460-127124-1	DW-INF	Total/NA	Water	SM 2540B	
460-127124-2	DW-PPF	Total/NA	Water	SM 2540B	
460-127124-3	DW-PCF	Total/NA	Water	SM 2540B	
LB 460-415793/1-A	Method Blank	Total/NA	Water	SM 2540B	415793
MB 460-416191/1	Method Blank	Total/NA	Water	SM 2540B	
LCSSRM 460-416191/2	Lab Control Sample	Total/NA	Water	SM 2540B	

Prep Batch: 416216

Lab Sample ID	Client Sample ID	Prep Type	Matrix	Method	Prep Batch
460-127124-1	DW-INF	Total/NA	Water	Distill/Phenol	
460-127124-2	DW-PPF	Total/NA	Water	Distill/Phenol	
460-127124-3	DW-PCF	Total/NA	Water	Distill/Phenol	
MB 460-416216/1-A	Method Blank	Total/NA	Water	Distill/Phenol	
LCS 460-416216/2-A	Lab Control Sample	Total/NA	Water	Distill/Phenol	
460-126717-F-1-B MS	Matrix Spike	Total/NA	Water	Distill/Phenol	

General Chemistry (Continued)

Prep Batch: 416216 (Continued)

Lab Sample ID	Client Sample ID	Prep Type	Matrix	Method	Prep Batch
460-126717-F-1-C MSD	Matrix Spike Duplicate	Total/NA	Water	Distill/Phenol	

Analysis Batch: 416247

Lab Sample ID	Client Sample ID	Prep Type	Matrix	Method	Prep Batch
460-127124-1	DW-INF	Total/NA	Water	420.1	416216
460-127124-2	DW-PPF	Total/NA	Water	420.1	416216
460-127124-3	DW-PCF	Total/NA	Water	420.1	416216
MB 460-416216/1-A	Method Blank	Total/NA	Water	420.1	416216
LCS 460-416216/2-A	Lab Control Sample	Total/NA	Water	420.1	416216
460-126717-F-1-B MS	Matrix Spike	Total/NA	Water	420.1	416216
460-126717-F-1-C MSD	Matrix Spike Duplicate	Total/NA	Water	420.1	416216

Analysis Batch: 416399

Lab Sample ID	Client Sample ID	Prep Type	Matrix	Method	Prep Batch
460-127124-1	DW-INF	Total/NA	Water	1664A	
460-127124-2	DW-PPF	Total/NA	Water	1664A	
460-127124-3	DW-PCF	Total/NA	Water	1664A	
MB 460-416399/1	Method Blank	Total/NA	Water	1664A	
LCS 460-416399/2	Lab Control Sample	Total/NA	Water	1664A	
LCSD 460-416399/3	Lab Control Sample Dup	Total/NA	Water	1664A	
460-126897-G-1 MS	Matrix Spike	Total/NA	Water	1664A	

Analysis Batch: 416416

Lab Sample ID	Client Sample ID	Prep Type	Matrix	Method	Prep Batch
460-127124-1	DW-INF	Total/NA	Water	SM 5210B	
USB 460-416416/5	Method Blank	Total/NA	Water	SM 5210B	
LCS 460-416416/2	Lab Control Sample	Total/NA	Water	SM 5210B	
460-127252-A-1 DU	Duplicate	Total/NA	Water	SM 5210B	

Analysis Batch: 416458

Lab Sample ID	Client Sample ID	Prep Type	Matrix	Method	Prep Batch
460-127124-1	DW-INF	Total/NA	Water	SM 4500 Cl- B	
460-127124-2	DW-PPF	Total/NA	Water	SM 4500 Cl- B	
460-127124-3	DW-PCF	Total/NA	Water	SM 4500 Cl- B	
MB 460-416458/1	Method Blank	Total/NA	Water	SM 4500 Cl- B	
LCSSRM 460-416458/2 ^2	Lab Control Sample	Total/NA	Water	SM 4500 Cl- B	
460-127124-3 MS	DW-PCF	Total/NA	Water	SM 4500 Cl- B	
460-127124-3 MSD	DW-PCF	Total/NA	Water	SM 4500 Cl- B	

Analysis Batch: 416628

Lab Sample ID	Client Sample ID	Prep Type	Matrix	Method	Prep Batch
460-127124-1	DW-INF	Total/NA	Water	Total Nitrogen	
460-127124-2	DW-PPF	Total/NA	Water	Total Nitrogen	
460-127124-3	DW-PCF	Total/NA	Water	Total Nitrogen	

Client Sample ID: DW-INF
Lab Sample ID: 460-127124-1

Date Collected: 01/20/17 01:55
Date Received: 01/20/17 07:55
Matrix: Water

Prep Type	Batch Type	Batch Method	Run	Dilution Factor	Batch Number	Prepared or Analyzed	Analyst	Lab
Total/NA	Analysis	624		50	416336	01/25/17 19:32	CJM	TAL EDI
Total/NA	Prep	625	DL		416046	01/23/17 11:41	YXZ	TAL EDI
Total/NA	Analysis	625	DL	2	416442	01/26/17 10:30	MMC	TAL EDI
Total/NA	Prep	608			416015	01/23/17 08:28	HAW	TAL EDI
Total/NA	Analysis	608		1	416166	01/24/17 10:43	JHP	TAL EDI
Total Recoverable	Prep	200.7			415853	01/20/17 20:20	EAE	TAL EDI
Total Recoverable	Analysis	200.7 Rev 4.4		1	415930	01/22/17 19:37	CDC	TAL EDI
Total Recoverable	Prep	200.7			415853	01/20/17 20:20	EAE	TAL EDI
Total Recoverable	Analysis	200.7 Rev 4.4		5	416230	01/24/17 11:08	CDC	TAL EDI
Total/NA	Prep	245.1			416049	01/23/17 12:01	RBS	TAL EDI
Total/NA	Analysis	245.1		1	416085	01/23/17 15:34	RBS	TAL EDI
Total/NA	Analysis	1020B		1	416065	01/23/17 11:11	YAH	TAL EDI
Total/NA	Analysis	1664A		1	416399	01/25/17 11:19	MAL	TAL EDI
Total/NA	Prep	351.2			340954	01/23/17 04:32	LAW	TAL BUF
Total/NA	Analysis	351.2		1	341058	01/23/17 11:34	CLT	TAL BUF
Total/NA	Analysis	353.2		1	415918	01/21/17 18:21	MAL	TAL EDI
Total/NA	Prep	Distill/Phenol			416216	01/24/17 10:00	IAA	TAL EDI
Total/NA	Analysis	420.1		1	416247	01/24/17 14:00	RAK	TAL EDI
Total/NA	Analysis	I 1230		1	415769	01/20/17 12:30	PXP	TAL EDI
Total/NA	Analysis	SM 2540B		1	416191	01/24/17 09:01	PLS	TAL EDI
Total/NA	Analysis	SM 2540D		1	416181	01/24/17 07:51	PLS	TAL EDI
Total/NA	Analysis	SM 4500 Cl- B		40	416458	01/25/17 16:45	HTV	TAL EDI
Total/NA	Analysis	SM 4500 H+ B		1	416060	01/23/17 13:21	YAH	TAL EDI
Total/NA	Analysis	SM 5210B		1	416416	01/25/17 13:34	PLS	TAL EDI
Total/NA	Analysis	Total Nitrogen		1	416628	01/26/17 12:25	JMP	TAL EDI

Client Sample ID: DW-PPF
Lab Sample ID: 460-127124-2

Date Collected: 01/20/17 03:20
Date Received: 01/20/17 07:55
Matrix: Water

Prep Type	Batch Type	Batch Method	Run	Dilution Factor	Batch Number	Prepared or Analyzed	Analyst	Lab
Total/NA	Analysis	624		25	416336	01/25/17 18:45	CJM	TAL EDI
Total/NA	Prep	625			416046	01/23/17 11:41	YXZ	TAL EDI
Total/NA	Analysis	625		1	416442	01/26/17 06:53	MMC	TAL EDI
Total/NA	Prep	608			416015	01/23/17 08:28	HAW	TAL EDI
Total/NA	Analysis	608		1	416166	01/24/17 10:57	JHP	TAL EDI
Total Recoverable	Prep	200.7			415853	01/20/17 20:20	EAE	TAL EDI
Total Recoverable	Analysis	200.7 Rev 4.4		1	415930	01/22/17 19:52	CDC	TAL EDI
Total Recoverable	Prep	200.7			415853	01/20/17 20:20	EAE	TAL EDI
Total Recoverable	Analysis	200.7 Rev 4.4		5	416230	01/24/17 11:12	CDC	TAL EDI
Total/NA	Prep	245.1			416049	01/23/17 12:01	RBS	TAL EDI
Total/NA	Analysis	245.1		1	416085	01/23/17 15:40	RBS	TAL EDI

Client Sample ID: DW-PPF
Lab Sample ID: 460-127124-2

Date Collected: 01/20/17 03:20
Date Received: 01/20/17 07:55
Matrix: Water

Prep Type	Batch Type	Batch Method	Run	Dilution Factor	Batch Number	Prepared or Analyzed	Analyst	Lab
Total/NA	Analysis	1020B		1	416065	01/23/17 11:27	YAH	TAL EDI
Total/NA	Analysis	1664A		1	416399	01/25/17 11:19	MAL	TAL EDI
Total/NA	Prep	351.2			340954	01/23/17 04:32	LAW	TAL BUF
Total/NA	Analysis	351.2		1	341058	01/23/17 11:34	CLT	TAL BUF
Total/NA	Analysis	353.2		1	415918	01/21/17 18:23	MAL	TAL EDI
Total/NA	Prep	Distill/Phenol			416216	01/24/17 10:00	IAA	TAL EDI
Total/NA	Analysis	420.1		1	416247	01/24/17 14:00	RAK	TAL EDI
Total/NA	Analysis	I 1230		1	415769	01/20/17 12:30	PXP	TAL EDI
Total/NA	Analysis	SM 2540B		1	416191	01/24/17 09:01	PLS	TAL EDI
Total/NA	Analysis	SM 2540D		1	416181	01/24/17 07:51	PLS	TAL EDI
Total/NA	Analysis	SM 4500 Cl- B		40	416458	01/25/17 16:45	HTV	TAL EDI
Total/NA	Analysis	SM 4500 H+ B		1	416060	01/23/17 13:23	YAH	TAL EDI
Total/NA	Analysis	SM 5210B		1	415808	01/20/17 20:38	MBE	TAL EDI
Total/NA	Analysis	Total Nitrogen		1	416628	01/26/17 12:25	JMP	TAL EDI

Client Sample ID: DW-PCF
Lab Sample ID: 460-127124-3

Date Collected: 01/20/17 03:46
Date Received: 01/20/17 07:55
Matrix: Water

Prep Type	Batch Type	Batch Method	Run	Dilution Factor	Batch Number	Prepared or Analyzed	Analyst	Lab
Total/NA	Analysis	624		1	416150	01/24/17 17:08	CJM	TAL EDI
Total/NA	Prep	625			416046	01/23/17 11:41	YXZ	TAL EDI
Total/NA	Analysis	625		1	416442	01/26/17 07:57	MMC	TAL EDI
Total/NA	Prep	608			416015	01/23/17 08:28	HAW	TAL EDI
Total/NA	Analysis	608		1	416166	01/24/17 11:11	JHP	TAL EDI
Total Recoverable	Prep	200.7			415853	01/20/17 20:20	EAE	TAL EDI
Total Recoverable	Analysis	200.7 Rev 4.4		1	415930	01/22/17 19:56	CDC	TAL EDI
Total/NA	Prep	245.1			416049	01/23/17 12:01	RBS	TAL EDI
Total/NA	Analysis	245.1		1	416085	01/23/17 15:42	RBS	TAL EDI
Total/NA	Analysis	1020B		1	416065	01/23/17 11:40	YAH	TAL EDI
Total/NA	Analysis	1664A		1	416399	01/25/17 11:19	MAL	TAL EDI
Total/NA	Prep	351.2			340954	01/23/17 04:32	LAW	TAL BUF
Total/NA	Analysis	351.2		1	341058	01/23/17 11:34	CLT	TAL BUF
Total/NA	Analysis	353.2		1	415918	01/21/17 18:34	MAL	TAL EDI
Total/NA	Prep	Distill/Phenol			416216	01/24/17 10:00	IAA	TAL EDI
Total/NA	Analysis	420.1		1	416247	01/24/17 14:06	RAK	TAL EDI
Total/NA	Analysis	I 1230		1	415769	01/20/17 12:30	PXP	TAL EDI
Total/NA	Analysis	SM 2540B		1	416191	01/24/17 09:01	PLS	TAL EDI
Total/NA	Analysis	SM 2540D		1	416181	01/24/17 07:51	PLS	TAL EDI
Total/NA	Analysis	SM 4500 Cl- B		1	416458	01/25/17 16:45	HTV	TAL EDI
Total/NA	Analysis	SM 4500 H+ B		1	416060	01/23/17 13:27	YAH	TAL EDI

Lab Chronicle

Client: AKRF Inc
Project/Site: Kings Plaza Dewatering

TestAmerica Job ID: 460-127124-1

Client Sample ID: DW-PCF

Date Collected: 01/20/17 03:46
Date Received: 01/20/17 07:55

Lab Sample ID: 460-127124-3

Matrix: Water

Prep Type	Batch Type	Batch Method	Run	Dilution Factor	Batch Number	Prepared or Analyzed	Analyst	Lab
Total/NA	Analysis	SM 5210B		1	415808	01/20/17 20:30	MBE	TAL EDI
Total/NA	Analysis	Total Nitrogen		1	416628	01/26/17 12:25	JMP	TAL EDI

Laboratory References:

TAL BUF = TestAmerica Buffalo, 10 Hazelwood Drive, Amherst, NY 14228-2298, TEL (716)691-2600

TAL EDI = TestAmerica Edison, 777 New Durham Road, Edison, NJ 08817, TEL (732)549-3900

Certification Summary

Client: AKRF Inc
Project/Site: Kings Plaza Dewatering

TestAmerica Job ID: 460-127124-1

Laboratory: TestAmerica Edison

Unless otherwise noted, all analytes for this laboratory were covered under each certification below.

Authority	Program	EPA Region	Certification ID	Expiration Date
New York	NELAP	2	11452	03-31-17

The following analytes are included in this report, but certification is not offered by the governing authority:

Analysis Method	Prep Method	Matrix	Analyte
608	608	Water	PCB-1016
608	608	Water	PCB-1221
608	608	Water	PCB-1232
608	608	Water	PCB-1242
608	608	Water	PCB-1248
608	608	Water	PCB-1254
608	608	Water	PCB-1260
608	608	Water	Polychlorinated biphenyls, Total
624		Water	1,2,3-Trichlorobenzene
624		Water	1,2,4-Trichlorobenzene
624		Water	1,2-Dibromo-3-Chloropropane
624		Water	1,2-Dibromoethane
624		Water	2-Butanone
624		Water	2-Hexanone
624		Water	4-Methyl-2-pentanone
624		Water	Acetone
624		Water	Carbon disulfide
624		Water	Cyclohexane
624		Water	Freon TF
624		Water	Isopropylbenzene
624		Water	Methyl acetate
624		Water	Methylcyclohexane
624		Water	MTBE
624		Water	p-Dioxane
625	625	Water	2-Methylnaphthalene
625	625	Water	2-Nitroaniline
625	625	Water	3-Nitroaniline
625	625	Water	4-Chloroaniline
625	625	Water	4-Nitroaniline
625	625	Water	Atrazine
625	625	Water	Benzaldehyde
625	625	Water	Caprolactam
625	625	Water	Dibenzofuran
625	625	Water	Diphenyl
SM 4500 H+ B		Water	pH
SM 5210B		Water	Carbonaceous Biochemical Oxygen Demand 5
Total Nitrogen		Water	Nitrogen, Total

Laboratory: TestAmerica Buffalo

All certifications held by this laboratory are listed. Not all certifications are applicable to this report.

Authority	Program	EPA Region	Certification ID	Expiration Date
Arkansas DEQ	State Program	6	88-0686	07-06-17
California	State Program	9	1169CA	09-30-17
Connecticut	State Program	1	PH-0568	09-30-18
Florida	NELAP	4	E87672	06-30-17

Certification Summary

Client: AKRF Inc
Project/Site: Kings Plaza Dewatering

TestAmerica Job ID: 460-127124-1

Laboratory: TestAmerica Buffalo (Continued)

All certifications held by this laboratory are listed. Not all certifications are applicable to this report.

Authority	Program	EPA Region	Certification ID	Expiration Date
Georgia	State Program	4	N/A	03-31-17 *
Georgia	State Program	4	956	03-31-17 *
Illinois	NELAP	5	200003	09-30-17
Iowa	State Program	7	374	03-01-17 *
Kansas	NELAP	7	E-10187	11-30-16 *
Kentucky (DW)	State Program	4	90029	12-31-17
Kentucky (UST)	State Program	4	30	03-31-17 *
Kentucky (WW)	State Program	4	90029	12-31-16 *
Louisiana	NELAP	6	02031	06-30-17
Maine	State Program	1	NY00044	12-04-18
Maryland	State Program	3	294	03-31-17 *
Massachusetts	State Program	1	M-NY044	06-30-17
Michigan	State Program	5	9937	03-31-17 *
Minnesota	NELAP	5	036-999-337	12-31-17
New Hampshire	NELAP Primary AB	1	2973	09-11-17
New Hampshire	NELAP Secondary AB	1	2337	11-17-17
New Jersey	NELAP	2	NY455	06-30-17
New York	NELAP	2	10026	03-31-17 *
North Dakota	State Program	8	R-176	03-31-17 *
Oklahoma	State Program	6	9421	08-31-17
Oregon	NELAP	10	NY200003	06-09-17
Pennsylvania	NELAP	3	68-00281	07-31-17
Rhode Island	State Program	1	LAO00328	12-30-17
Tennessee	State Program	4	TN02970	03-31-17 *
Texas	NELAP	6	T104704412-15-6	07-31-17
USDA	Federal		P330-11-00386	11-26-17
Virginia	NELAP	3	460185	09-14-17
Washington	State Program	10	C784	02-10-17 *
West Virginia DEP	State Program	3	252	09-30-16 *
Wisconsin	State Program	5	998310390	08-31-17

* Certification renewal pending - certification considered valid.

Method 624

Volatile Organic Compounds (GC/MS) by Method 624

FORM II
GC/MS VOA SURROGATE RECOVERY

Lab Name: TestAmerica Edison Job No.: 460-127124-1

SDG No.:

Matrix: Water Level: Low

GC Column (1): Rtx-624 ID: 0.25(mm)

Client Sample ID	Lab Sample ID	DBFM #	DCA #	TOL #	BFB #
DW-INF	460-127124-1	111	99	98	93
DW-PPF	460-127124-2	102	95	92	94
DW-PCF	460-127124-3	103	104	91	94
	MB 460-416150/7	94	96	100	88
	MB 460-416336/8	109	104	96	84
	LCS 460-416150/4	93	90	99	102
	LCS 460-416336/4	99	99	104	102
DW-PCF MS	460-127124-3 MS	100	99	102	99
	460-127205-A-2 MS	96	93	96	99
DW-PCF MSD	460-127124-3 MSD	99	94	97	101
	460-127205-A-2 MSD	98	94	102	101

	QC LIMITS
DBFM = Dibromofluoromethane (Surr)	80-120
DCA = 1,2-Dichloroethane-d4 (Surr)	48-130
TOL = Toluene-d8 (Surr)	80-120
BFB = Bromofluorobenzene	71-131

Column to be used to flag recovery values

FORM II 624

FORM III
GC/MS VOA LAB CONTROL SAMPLE RECOVERY

Lab Name: TestAmerica Edison Job No.: 460-127124-1

SDG No.:

Matrix: Water Level: Low Lab File ID: F43290.D

Lab ID: LCS 460-416150/4 Client ID:

COMPOUND	SPIKE ADDED (ug/L)	LCS CONCENTRATION (ug/L)	LCS % REC	QC LIMITS REC	#
1,1,1-Trichloroethane	20.0	18.8	94	52-162	
1,1,2,2-Tetrachloroethane	20.0	21.7	108	46-147	
1,1,2-Trichloroethane	20.0	18.0	90	52-150	
1,1-Dichloroethane	20.0	19.4	97	59-155	
1,1-Dichloroethene	20.0	17.9	90	0-234	
1,2,3-Trichlorobenzene	20.0	20.2	101	56-136	
1,2,4-Trichlorobenzene	20.0	18.8	94	64-124	
1,2-Dibromo-3-Chloropropane	20.0	20.6	103	48-129	
1,2-Dibromoethane	20.0	17.6	88	80-120	
1,2-Dichlorobenzene	20.0	20.4	102	18-190	
1,2-Dichloroethane	20.0	17.8	89	49-155	
1,2-Dichloropropane	20.0	19.5	98	0-210	
1,3-Dichlorobenzene	20.0	19.5	97	59-156	
1,4-Dichlorobenzene	20.0	18.6	93	18-190	
2-Butanone	100	89.0	89	57-144	
2-Hexanone	100	90.7	91	60-137	
4-Methyl-2-pentanone	100	98.7	99	73-124	
Acetone	100	86.0	86	48-143	
Benzene	20.0	21.1	105	37-151	
Bromodichloromethane	20.0	18.4	92	35-155	
Bromoform	20.0	19.0	95	45-169	
Bromomethane	20.0	14.8	74	0-242	
Carbon disulfide	20.0	20.3	102	51-144	
Carbon tetrachloride	20.0	19.4	97	70-140	
Chlorobenzene	20.0	16.8	84	37-160	
Chloroform	20.0	17.7	88	51-138	
Chloromethane	20.0	17.7	89	0-273	
cis-1,2-Dichloroethene	20.0	18.3	92	80-120	
cis-1,3-Dichloropropene	20.0	18.1	90	0-227	
Cyclohexane	20.0	25.3	126	59-150	
Dibromochloromethane	20.0	18.1	90	53-149	
Dichlorodifluoromethane	20.0	17.4	87	50-127	
Ethyl Chloride	20.0	18.3	91	14-230	
Ethylbenzene	20.0	18.2	91	37-162	
Freon TF	20.0	20.1	101	48-150	
Isopropylbenzene	20.0	20.9	104	80-120	
Methyl acetate	100	116	116	39-150	
Methylcyclohexane	20.0	20.6	103	77-150	
Methylene Chloride	20.0	19.2	96	0-221	
MTBE	20.0	19.1	95	63-128	
m-Xylene & p-Xylene	20.0	19.1	95	80-121	
o-Xylene	20.0	19.9	99	80-120	

Column to be used to flag recovery and RPD values

FORM III 624

FORM III
GC/MS VOA LAB CONTROL SAMPLE RECOVERY

Lab Name: TestAmerica Edison Job No.: 460-127124-1

SDG No.:

Matrix: Water Level: Low Lab File ID: F43290.D

Lab ID: LCS 460-416150/4 Client ID:

COMPOUND	SPIKE ADDED (ug/L)	LCS CONCENTRATION (ug/L)	LCS % REC	QC LIMITS REC	#
p-Dioxane	400	306	77	71-150	
Styrene	20.0	20.0	100	80-126	
Tetrachloroethene	20.0	20.1	100	78-121	
Toluene	20.0	19.2	96	78-120	
trans-1,2-Dichloroethene	20.0	20.7	103	54-156	
trans-1,3-Dichloropropene	20.0	16.6	83	17-183	
Trichloroethene	20.0	18.5	92	71-157	
Trichlorofluoromethane	20.0	17.8	89	17-181	
Vinyl chloride	20.0	18.2	91	0-251	

Column to be used to flag recovery and RPD values

FORM III 624

FORM III
GC/MS VOA LAB CONTROL SAMPLE RECOVERY

Lab Name: TestAmerica Edison Job No.: 460-127124-1

SDG No.:

Matrix: Water Level: Low Lab File ID: F43335.D

Lab ID: LCS 460-416336/4 Client ID:

COMPOUND	SPIKE ADDED (ug/L)	LCS CONCENTRATION (ug/L)	LCS % REC	QC LIMITS REC	#
1,1,1-Trichloroethane	20.0	21.3	107	52-162	
1,1,2,2-Tetrachloroethane	20.0	22.1	111	46-147	
1,1,2-Trichloroethane	20.0	20.1	101	52-150	
1,1-Dichloroethane	20.0	19.8	99	59-155	
1,1-Dichloroethene	20.0	21.0	105	0-234	
1,2,3-Trichlorobenzene	20.0	20.3	102	56-136	
1,2,4-Trichlorobenzene	20.0	17.7	89	64-124	
1,2-Dibromo-3-Chloropropane	20.0	20.5	103	48-129	
1,2-Dibromoethane	20.0	18.4	92	80-120	
1,2-Dichlorobenzene	20.0	21.0	105	18-190	
1,2-Dichloroethane	20.0	20.5	102	49-155	
1,2-Dichloropropane	20.0	20.3	102	0-210	
1,3-Dichlorobenzene	20.0	20.5	103	59-156	
1,4-Dichlorobenzene	20.0	19.7	99	18-190	
2-Butanone	100	108	108	57-144	
2-Hexanone	100	100	100	60-137	
4-Methyl-2-pentanone	100	118	118	73-124	
Acetone	100	115	115	48-143	
Benzene	20.0	23.7	119	37-151	
Bromodichloromethane	20.0	20.7	103	35-155	
Bromoform	20.0	22.2	111	45-169	
Bromomethane	20.0	18.4	92	0-242	
Carbon disulfide	20.0	22.6	113	51-144	
Carbon tetrachloride	20.0	20.2	101	70-140	
Chlorobenzene	20.0	19.7	98	37-160	
Chloroform	20.0	20.0	100	51-138	
Chloromethane	20.0	21.9	110	0-273	
cis-1,2-Dichloroethene	20.0	17.7	88	80-120	
cis-1,3-Dichloropropene	20.0	19.4	97	0-227	
Cyclohexane	20.0	25.5	128	59-150	
Dibromochloromethane	20.0	19.9	100	53-149	
Dichlorodifluoromethane	20.0	23.1	116	50-127	
Ethyl Chloride	20.0	22.8	114	14-230	
Ethylbenzene	20.0	18.0	90	37-162	
Freon TF	20.0	20.4	102	48-150	
Isopropylbenzene	20.0	21.1	105	80-120	
Methyl acetate	100	121	121	39-150	
Methylcyclohexane	20.0	20.5	102	77-150	
Methylene Chloride	20.0	22.4	112	0-221	
MTBE	20.0	17.4	87	63-128	
m-Xylene & p-Xylene	20.0	18.0	90	80-121	
o-Xylene	20.0	21.1	106	80-120	

Column to be used to flag recovery and RPD values

FORM III 624

FORM III
GC/MS VOA LAB CONTROL SAMPLE RECOVERY

Lab Name: TestAmerica Edison Job No.: 460-127124-1

SDG No.:

Matrix: Water Level: Low Lab File ID: F43335.D

Lab ID: LCS 460-416336/4 Client ID:

COMPOUND	SPIKE ADDED (ug/L)	LCS CONCENTRATION (ug/L)	LCS % REC	QC LIMITS REC	#
p-Dioxane	400	303	76	71-150	
Styrene	20.0	21.4	107	80-126	
Tetrachloroethene	20.0	20.9	105	78-121	
Toluene	20.0	21.2	106	78-120	
trans-1,2-Dichloroethene	20.0	20.3	102	54-156	
trans-1,3-Dichloropropene	20.0	16.3	82	17-183	
Trichloroethene	20.0	18.9	95	71-157	
Trichlorofluoromethane	20.0	20.4	102	17-181	
Vinyl chloride	20.0	23.1	116	0-251	

Column to be used to flag recovery and RPD values

FORM III 624

FORM III
GC/MS VOA MATRIX SPIKE RECOVERY

Lab Name: TestAmerica Edison Job No.: 460-127124-1

SDG No.:

Matrix: Water Level: Low Lab File ID: F43310.D

Lab ID: 460-127124-3 MS Client ID: DW-PCF MS

COMPOUND	SPIKE ADDED (ug/L)	SAMPLE CONCENTRATION (ug/L)	MS CONCENTRATION (ug/L)	MS % REC	QC LIMITS REC	#
1,1,1-Trichloroethane	200	1.0 U	214	107	52-162	
1,1,2,2-Tetrachloroethane	200	1.0 U	194	97	46-147	
1,1,2-Trichloroethane	200	1.0 U	183	91	52-150	
1,1-Dichloroethane	200	1.0 U	216	108	59-155	
1,1-Dichloroethene	200	1.0 U	214	107	0-234	
1,2,3-Trichlorobenzene	200	1.0 U	244	122	56-136	
1,2,4-Trichlorobenzene	200	1.0 U	215	108	64-124	
1,2-Dibromo-3-Chloropropane	200	1.0 U	208	104	48-129	
1,2-Dibromoethane	200	1.0 U	170	85	80-120	
1,2-Dichlorobenzene	200	1.0 U	199	99	18-190	
1,2-Dichloroethane	200	1.0 U	183	92	49-155	
1,2-Dichloropropane	200	1.0 U	195	98	0-210	
1,3-Dichlorobenzene	200	1.0 U	200	100	59-156	
1,4-Dichlorobenzene	200	1.0 U	197	98	18-190	
2-Butanone	1000	5.0 U	888	89	57-144	
2-Hexanone	1000	5.0 U	833	83	60-137	
4-Methyl-2-pentanone	1000	5.0 U	1030	103	73-124	
Acetone	1000	51	973	92	48-143	
Benzene	200	1.0 U	235	118	37-151	
Bromodichloromethane	200	1.0 U	180	90	35-155	
Bromoform	200	1.0 U	203	101	45-169	
Bromomethane	200	1.0 U	169	85	0-242	
Carbon disulfide	200	1.0 U	226	113	51-144	
Carbon tetrachloride	200	1.0 U	211	106	70-140	
Chlorobenzene	200	1.0 U	181	91	37-160	
Chloroform	200	1.0 U	197	99	51-138	
Chloromethane	200	1.0 U	218	109	0-273	
cis-1,2-Dichloroethene	200	1.0 U	196	98	80-120	
cis-1,3-Dichloropropene	200	1.0 U	164	82	0-227	
Cyclohexane	200	1.0 U	251	126	59-150	
Dibromochloromethane	200	1.0 U	183	91	53-149	
Dichlorodifluoromethane	200	1.0 U	201	101	50-127	
Ethyl Chloride	200	1.0 U	225	113	14-230	
Ethylbenzene	200	1.0 U	184	92	37-162	
Freon TF	200	1.0 U	210	105	48-150	
Isopropylbenzene	200	1.0 U	218	109	80-120	
Methyl acetate	1000	5.0 U	1220	122	39-150	
Methylcyclohexane	200	1.0 U	210	105	77-150	
Methylene Chloride	200	1.0 U	228	114	0-221	
MTBE	200	1.0 U	183	91	63-128	
m-Xylene & p-Xylene	200	1.0 U	179	90	80-121	
o-Xylene	200	1.0 U	209	104	80-120	

Column to be used to flag recovery and RPD values

FORM III 624

FORM III
GC/MS VOA MATRIX SPIKE RECOVERY

Lab Name: TestAmerica Edison Job No.: 460-127124-1

SDG No.:

Matrix: Water Level: Low Lab File ID: F43310.D

Lab ID: 460-127124-3 MS Client ID: DW-PCF MS

COMPOUND	SPIKE ADDED (ug/L)	SAMPLE CONCENTRATION (ug/L)	MS CONCENTRATION (ug/L)	MS % REC	QC LIMITS REC	#
p-Dioxane	4000	50 U	3540	88	71-150	
Styrene	200	1.0 U	216	108	80-126	
Tetrachloroethene	200	1.0 U	203	101	78-121	
Toluene	200	1.0 U	201	101	78-120	
trans-1,2-Dichloroethene	200	1.0 U	212	106	54-156	
trans-1,3-Dichloropropene	200	1.0 U	147	74	17-183	
Trichloroethene	200	1.0 U	189	95	71-157	
Trichlorofluoromethane	200	1.0 U	209	104	17-181	
Vinyl chloride	200	1.0 U	218	109	0-251	

Column to be used to flag recovery and RPD values

FORM III 624

FORM III
GC/MS VOA MATRIX SPIKE RECOVERY

Lab Name: TestAmerica Edison Job No.: 460-127124-1

SDG No.:

Matrix: Water Level: Low Lab File ID: F43358.D

Lab ID: 460-127205-A-2 MS Client ID:

COMPOUND	SPIKE ADDED (ug/L)	SAMPLE CONCENTRATION (ug/L)	MS CONCENTRATION (ug/L)	MS % REC	QC LIMITS REC	#
1,1,1-Trichloroethane	100	5.0 U	113	113	52-162	
1,1,2,2-Tetrachloroethane	100	5.0 U	99.8	100	46-147	
1,1,2-Trichloroethane	100	5.0 U	90.5	90	52-150	
1,1-Dichloroethane	100	5.0 U	101	101	59-155	
1,1-Dichloroethene	100	5.0 U	109	109	0-234	
1,2,3-Trichlorobenzene	100	5.0 U	106	106	56-136	
1,2,4-Trichlorobenzene	100	5.0 U	110	110	64-124	
1,2-Dibromo-3-Chloropropane	100	5.0 U	86.1	86	48-129	
1,2-Dibromoethane	100	5.0 U	75.6	76	80-120	*
1,2-Dichlorobenzene	100	5.0 U	103	103	18-190	
1,2-Dichloroethane	100	5.0 U	91.0	91	49-155	
1,2-Dichloropropane	100	5.0 U	99.0	99	0-210	
1,3-Dichlorobenzene	100	5.0 U	102	102	59-156	
1,4-Dichlorobenzene	100	5.0 U	98.8	99	18-190	
2-Butanone	500	25 U	601	120	57-144	
2-Hexanone	500	25 U	643	129	60-137	
4-Methyl-2-pentanone	500	25 U	792	158	73-124	*
Acetone	500	25 U	630	126	48-143	
Benzene	100	680	760	83	37-151	
Bromodichloromethane	100	5.0 U	88.5	89	35-155	
Bromoform	100	5.0 U	85.3	85	45-169	
Bromomethane	100	5.0 U	102	102	0-242	
Carbon disulfide	100	5.0 U	121	121	51-144	
Carbon tetrachloride	100	5.0 U	106	106	70-140	
Chlorobenzene	100	5.0 U	88.8	89	37-160	
Chloroform	100	5.0 U	91.8	92	51-138	
Chloromethane	100	5.0 U	117	117	0-273	
cis-1,2-Dichloroethene	100	5.0 U	97.7	98	80-120	
cis-1,3-Dichloropropene	100	5.0 U	71.7	72	0-227	
Cyclohexane	100	97	262	166	59-150	*
Dibromochloromethane	100	5.0 U	83.4	83	53-149	
Dichlorodifluoromethane	100	5.0 U	113	113	50-127	
Ethyl Chloride	100	5.0 U	120	120	14-230	
Ethylbenzene	100	540	640	103	37-162	
Freon TF	100	5.0 U	114	114	48-150	
Isopropylbenzene	100	27	157	130	80-120	*
Methyl acetate	500	25 U	988	198	39-150	*
Methylcyclohexane	100	36	170	134	77-150	
Methylene Chloride	100	5.0 U	132	132	0-221	
MTBE	100	16	110	94	63-128	
m-Xylene & p-Xylene	100	1100	1190	73	80-121	*
o-Xylene	100	660	756	94	80-120	

Column to be used to flag recovery and RPD values

FORM III 624

FORM III
GC/MS VOA MATRIX SPIKE RECOVERY

Lab Name: TestAmerica Edison Job No.: 460-127124-1

SDG No.:

Matrix: Water Level: Low Lab File ID: F43358.D

Lab ID: 460-127205-A-2 MS Client ID:

COMPOUND	SPIKE ADDED (ug/L)	SAMPLE CONCENTRATION (ug/L)	MS CONCENTRATION (ug/L)	MS % REC	QC LIMITS REC	#
p-Dioxane	2000	250 U	1470	73	71-150	
Styrene	100	5.0 U	104	104	80-126	
Tetrachloroethene	100	5.0 U	93.2	93	78-121	
Toluene	100	680	770	95	78-120	
trans-1,2-Dichloroethene	100	5.0 U	109	109	54-156	
trans-1,3-Dichloropropene	100	5.0 U	64.5	64	17-183	
Trichloroethene	100	5.0 U	93.4	93	71-157	
Trichlorofluoromethane	100	5.0 U	104	104	17-181	
Vinyl chloride	100	5.0 U	115	115	0-251	

Column to be used to flag recovery and RPD values

FORM III 624

FORM III
GC/MS VOA MATRIX SPIKE DUPLICATE RECOVERY

Lab Name: TestAmerica Edison Job No.: 460-127124-1

SDG No.:

Matrix: Water Level: Low Lab File ID: F43311.D

Lab ID: 460-127124-3 MSD Client ID: DW-PCF MSD

COMPOUND	SPIKE ADDED (ug/L)	MSD CONCENTRATION (ug/L)	MSD % REC	% RPD	QC LIMITS RPD	QC LIMITS REC	#
1,1,1-Trichloroethane	200	220	110	3	30	52-162	
1,1,2,2-Tetrachloroethane	200	191	95	2	30	46-147	
1,1,2-Trichloroethane	200	172	86	6	30	52-150	
1,1-Dichloroethane	200	205	103	5	30	59-155	
1,1-Dichloroethene	200	224	112	5	30	0-234	
1,2,3-Trichlorobenzene	200	249	125	2	30	56-136	
1,2,4-Trichlorobenzene	200	218	109	1	30	64-124	
1,2-Dibromo-3-Chloropropane	200	177	89	16	30	48-129	
1,2-Dibromoethane	200	163	82	4	30	80-120	
1,2-Dichlorobenzene	200	199	100	0	30	18-190	
1,2-Dichloroethane	200	188	94	2	30	49-155	
1,2-Dichloropropane	200	187	93	4	30	0-210	
1,3-Dichlorobenzene	200	205	102	2	30	59-156	
1,4-Dichlorobenzene	200	190	95	4	30	18-190	
2-Butanone	1000	909	91	2	30	57-144	
2-Hexanone	1000	893	89	7	30	60-137	
4-Methyl-2-pentanone	1000	1060	106	2	30	73-124	
Acetone	1000	1060	101	9	30	48-143	
Benzene	200	232	116	1	30	37-151	
Bromodichloromethane	200	172	86	4	30	35-155	
Bromoform	200	186	93	9	30	45-169	
Bromomethane	200	191	95	12	30	0-242	
Carbon disulfide	200	245	123	8	30	51-144	
Carbon tetrachloride	200	218	109	3	30	70-140	
Chlorobenzene	200	182	91	1	30	37-160	
Chloroform	200	195	98	1	30	51-138	
Chloromethane	200	231	115	6	30	0-273	
cis-1,2-Dichloroethene	200	191	95	3	30	80-120	
cis-1,3-Dichloropropene	200	154	77	6	30	0-227	
Cyclohexane	200	270	135	7	30	59-150	
Dibromochloromethane	200	178	89	3	30	53-149	
Dichlorodifluoromethane	200	207	104	3	30	50-127	
Ethyl Chloride	200	230	115	2	30	14-230	
Ethylbenzene	200	177	89	4	30	37-162	
Freon TF	200	235	117	11	30	48-150	
Isopropylbenzene	200	221	111	2	30	80-120	
Methyl acetate	1000	1140	114	7	30	39-150	
Methylcyclohexane	200	214	107	2	30	77-150	
Methylene Chloride	200	227	113	0	30	0-221	
MTBE	200	186	93	2	30	63-128	
m-Xylene & p-Xylene	200	182	91	2	30	80-121	
o-Xylene	200	211	105	1	30	80-120	

Column to be used to flag recovery and RPD values

FORM III 624

FORM III
GC/MS VOA MATRIX SPIKE DUPLICATE RECOVERY

Lab Name: TestAmerica Edison Job No.: 460-127124-1

SDG No.:

Matrix: Water Level: Low Lab File ID: F43311.D

Lab ID: 460-127124-3 MSD Client ID: DW-PCF MSD

COMPOUND	SPIKE ADDED (ug/L)	MSD CONCENTRATION (ug/L)	MSD % REC	% RPD	QC LIMITS RPD	QC LIMITS REC	#
p-Dioxane	4000	3150	79	12	30	71-150	
Styrene	200	210	105	3	30	80-126	
Tetrachloroethene	200	188	94	7	30	78-121	
Toluene	200	191	95	5	30	78-120	
trans-1,2-Dichloroethene	200	217	109	2	30	54-156	
trans-1,3-Dichloropropene	200	134	67	10	30	17-183	
Trichloroethene	200	176	88	7	30	71-157	
Trichlorofluoromethane	200	231	115	10	30	17-181	
Vinyl chloride	200	228	114	5	30	0-251	

Column to be used to flag recovery and RPD values

FORM III 624

FORM III
GC/MS VOA MATRIX SPIKE DUPLICATE RECOVERY

Lab Name: TestAmerica Edison Job No.: 460-127124-1

SDG No.:

Matrix: Water Level: Low Lab File ID: F43359.D

Lab ID: 460-127205-A-2 MSD Client ID:

COMPOUND	SPIKE ADDED (ug/L)	MSD CONCENTRATION (ug/L)	MSD % REC	% RPD	QC LIMITS RPD	QC LIMITS REC	#
1,1,1-Trichloroethane	100	105	105	7	30	52-162	
1,1,2,2-Tetrachloroethane	100	93.7	94	6	30	46-147	
1,1,2-Trichloroethane	100	81.1	81	11	30	52-150	
1,1-Dichloroethane	100	97.3	97	4	30	59-155	
1,1-Dichloroethene	100	112	112	3	30	0-234	
1,2,3-Trichlorobenzene	100	122	122	14	30	56-136	
1,2,4-Trichlorobenzene	100	107	107	2	30	64-124	
1,2-Dibromo-3-Chloropropane	100	94.5	94	9	30	48-129	
1,2-Dibromoethane	100	79.7	80	5	30	80-120	
1,2-Dichlorobenzene	100	95.2	95	8	30	18-190	
1,2-Dichloroethane	100	78.3	78	15	30	49-155	
1,2-Dichloropropane	100	109	109	10	30	0-210	
1,3-Dichlorobenzene	100	98.9	99	3	30	59-156	
1,4-Dichlorobenzene	100	96.3	96	3	30	18-190	
2-Butanone	500	620	124	3	30	57-144	
2-Hexanone	500	674	135	5	30	60-137	
4-Methyl-2-pentanone	500	854	171	8	30	73-124	*
Acetone	500	624	125	1	30	48-143	
Benzene	100	760	84	0	30	37-151	
Bromodichloromethane	100	84.4	84	5	30	35-155	
Bromoform	100	74.9	75	13	30	45-169	
Bromomethane	100	96.5	97	6	30	0-242	
Carbon disulfide	100	127	127	5	30	51-144	
Carbon tetrachloride	100	106	106	0	30	70-140	
Chlorobenzene	100	87.3	87	2	30	37-160	
Chloroform	100	100	100	9	30	51-138	
Chloromethane	100	121	121	4	30	0-273	
cis-1,2-Dichloroethene	100	94.5	95	3	30	80-120	
cis-1,3-Dichloropropene	100	76.9	77	7	30	0-227	
Cyclohexane	100	271	174	3	30	59-150	*
Dibromochloromethane	100	84.3	84	1	30	53-149	
Dichlorodifluoromethane	100	121	121	7	30	50-127	
Ethyl Chloride	100	122	122	2	30	14-230	
Ethylbenzene	100	659	122	3	30	37-162	
Freon TF	100	109	109	5	30	48-150	
Isopropylbenzene	100	156	129	1	30	80-120	*
Methyl acetate	500	978	196	1	30	39-150	*
Methylcyclohexane	100	170	134	0	30	77-150	
Methylene Chloride	100	132	132	0	30	0-221	
MTBE	100	114	98	4	30	63-128	
m-Xylene & p-Xylene	100	1200	90	1	30	80-121	
o-Xylene	100	780	118	3	30	80-120	

Column to be used to flag recovery and RPD values

FORM III 624

FORM III
GC/MS VOA MATRIX SPIKE DUPLICATE RECOVERY

Lab Name: TestAmerica Edison Job No.: 460-127124-1

SDG No.:

Matrix: Water Level: Low Lab File ID: F43359.D

Lab ID: 460-127205-A-2 MSD Client ID:

COMPOUND	SPIKE ADDED (ug/L)	MSD CONCENTRATION (ug/L)	MSD % REC	% RPD	QC LIMITS RPD	QC LIMITS REC	#
p-Dioxane	2000	1190	59	21	30	71-150	*
Styrene	100	103	103	2	30	80-126	
Tetrachloroethene	100	96.3	96	3	30	78-121	
Toluene	100	760	85	1	30	78-120	
trans-1,2-Dichloroethene	100	106	106	3	30	54-156	
trans-1,3-Dichloropropene	100	67.2	67	4	30	17-183	
Trichloroethene	100	93.6	94	0	30	71-157	
Trichlorofluoromethane	100	113	113	8	30	17-181	
Vinyl chloride	100	123	123	7	30	0-251	

Column to be used to flag recovery and RPD values

FORM III 624

FORM IV
GC/MS VOA METHOD BLANK SUMMARY

Lab Name: TestAmerica Edison Job No.: 460-127124-1

SDG No.:

Lab File ID: F43293.D Lab Sample ID: MB 460-416150/7

Matrix: Water Heated Purge:(Y/N) N

Instrument ID: CVOAMS6 Date Analyzed: 01/24/2017 08:54

GC Column: Rtx-624 ID: 0.25(mm)

THIS METHOD BLANK APPLIES TO THE FOLLOWING SAMPLES:

CLIENT SAMPLE ID	LAB SAMPLE ID	LAB FILE ID	DATE ANALYZED
	LCS 460-416150/4	F43290.D	01/24/2017 07:42
DW-PCF MS	460-127124-3 MS	F43310.D	01/24/2017 15:34
DW-PCF MSD	460-127124-3 MSD	F43311.D	01/24/2017 15:58
DW-PCF	460-127124-3	F43314.D	01/24/2017 17:08

FORM IV
GC/MS VOA METHOD BLANK SUMMARY

Lab Name: TestAmerica Edison Job No.: 460-127124-1

SDG No.:

Lab File ID: F43339.D Lab Sample ID: MB 460-416336/8

Matrix: Water Heated Purge:(Y/N) N

Instrument ID: CVOAMS6 Date Analyzed: 01/25/2017 08:56

GC Column: Rtx-624 ID: 0.25(mm)

THIS METHOD BLANK APPLIES TO THE FOLLOWING SAMPLES:

CLIENT SAMPLE ID	LAB SAMPLE ID	LAB FILE ID	DATE ANALYZED
	LCS 460-416336/4	F43335.D	01/25/2017 07:23
	460-127205-A-2 MS	F43358.D	01/25/2017 16:24
	460-127205-A-2 MSD	F43359.D	01/25/2017 16:47
DW-PPF	460-127124-2	F43364.D	01/25/2017 18:45
DW-INF	460-127124-1	F43366.D	01/25/2017 19:32

FORM V
GC/MS VOA INSTRUMENT PERFORMANCE CHECK
BROMOFLUOROBENZENE (BFB)

Lab Name: TestAmerica Edison Job No.: 460-127124-1

SDG No.:

Lab File ID: F42542.D BFB Injection Date: 12/30/2016

Instrument ID: CVOAMS6 BFB Injection Time: 04:34

Analysis Batch No.: 412559

M/E	ION ABUNDANCE CRITERIA	% RELATIVE ABUNDANCE	
50	15.0 - 40.0 % of mass 95	16.5	
75	30.0 - 60.0 % of mass 95	51.1	
95	Base Peak, 100% relative abundance	100.0	
96	5.0 - 9.0 % of mass 95	7.0	
173	Less than 2.0 % of mass 174	0.0	(0.0) 1
174	50.0 - 120.00 % of mass 95	101.0	
175	5.0 - 9.0 % of mass 174	6.6	(6.5) 1
176	95.0 - 101.0 % of mass 174	97.2	(96.2) 1
177	5.0 - 9.0 % of mass 176	5.4	(5.6) 2

1-Value is % mass 174 2-Value is % mass 176

THIS CHECK APPLIES TO THE FOLLOWING SAMPLES, MS, MSD, BLANKS AND STANDARDS:

CLIENT SAMPLE ID	LAB SAMPLE ID	LAB FILE ID	DATE ANALYZED	TIME ANALYZED
	STD7 460-412559/3	F42544.D	12/30/2016	05:38
	STD1 460-412559/5	F42546.D	12/30/2016	06:25
	STD5 460-412559/6	F42547.D	12/30/2016	06:48
	STD20 460-412559/7	F42548.D	12/30/2016	07:12
	STD50 460-412559/8	F42549.D	12/30/2016	07:35
	STD200 460-412559/9	F42550.D	12/30/2016	07:59
	STD500 460-412559/10	F42551.D	12/30/2016	08:23

FORM V
GC/MS VOA INSTRUMENT PERFORMANCE CHECK
BROMOFLUOROBENZENE (BFB)

Lab Name: TestAmerica Edison Job No.: 460-127124-1

SDG No.:

Lab File ID: F43287.D BFB Injection Date: 01/24/2017

Instrument ID: CVOAMS6 BFB Injection Time: 06:32

Analysis Batch No.: 416150

M/E	ION ABUNDANCE CRITERIA	% RELATIVE ABUNDANCE	
50	15.0 - 40.0 % of mass 95	18.6	
75	30.0 - 60.0 % of mass 95	45.4	
95	Base Peak, 100% relative abundance	100.0	
96	5.0 - 9.0 % of mass 95	5.7	
173	Less than 2.0 % of mass 174	0.4	(0.5) 1
174	50.0 - 120.00 % of mass 95	87.6	
175	5.0 - 9.0 % of mass 174	6.0	(6.9) 1
176	95.0 - 101.0 % of mass 174	84.6	(96.6) 1
177	5.0 - 9.0 % of mass 176	5.6	(6.6) 2

1-Value is % mass 174 2-Value is % mass 176

THIS CHECK APPLIES TO THE FOLLOWING SAMPLES, MS, MSD, BLANKS AND STANDARDS:

CLIENT SAMPLE ID	LAB SAMPLE ID	LAB FILE ID	DATE ANALYZED	TIME ANALYZED
	CCVIS 460-416150/3	F43289.D	01/24/2017	07:16
	LCS 460-416150/4	F43290.D	01/24/2017	07:42
	MB 460-416150/7	F43293.D	01/24/2017	08:54
DW-PCF MS	460-127124-3 MS	F43310.D	01/24/2017	15:34
DW-PCF MSD	460-127124-3 MSD	F43311.D	01/24/2017	15:58
DW-PCF	460-127124-3	F43314.D	01/24/2017	17:08

FORM V
GC/MS VOA INSTRUMENT PERFORMANCE CHECK
BROMOFLUOROBENZENE (BFB)

Lab Name: TestAmerica Edison Job No.: 460-127124-1

SDG No.:

Lab File ID: F43332.D BFB Injection Date: 01/25/2017

Instrument ID: CVOAMS6 BFB Injection Time: 06:14

Analysis Batch No.: 416336

M/E	ION ABUNDANCE CRITERIA	% RELATIVE ABUNDANCE	
50	15.0 - 40.0 % of mass 95	21.2	
75	30.0 - 60.0 % of mass 95	51.8	
95	Base Peak, 100% relative abundance	100.0	
96	5.0 - 9.0 % of mass 95	5.8	
173	Less than 2.0 % of mass 174	0.8	(0.8) 1
174	50.0 - 120.00 % of mass 95	95.6	
175	5.0 - 9.0 % of mass 174	5.7	(5.9) 1
176	95.0 - 101.0 % of mass 174	94.5	(98.9) 1
177	5.0 - 9.0 % of mass 176	6.2	(6.6) 2

1-Value is % mass 174 2-Value is % mass 176

THIS CHECK APPLIES TO THE FOLLOWING SAMPLES, MS, MSD, BLANKS AND STANDARDS:

CLIENT SAMPLE ID	LAB SAMPLE ID	LAB FILE ID	DATE ANALYZED	TIME ANALYZED
	CCVIS 460-416336/3	F43334.D	01/25/2017	06:58
	LCS 460-416336/4	F43335.D	01/25/2017	07:23
	MB 460-416336/8	F43339.D	01/25/2017	08:56
	460-127205-A-2 MS	F43358.D	01/25/2017	16:24
	460-127205-A-2 MSD	F43359.D	01/25/2017	16:47
DW-PPF	460-127124-2	F43364.D	01/25/2017	18:45
DW-INF	460-127124-1	F43366.D	01/25/2017	19:32

FORM VIII
GC/MS VOA INTERNAL STANDARD AREA AND RETENTION TIME SUMMARY

Lab Name: TestAmerica Edison Job No.: 460-127124-1

SDG No.:

Sample No.: CCVIS 460-416150/3 Date Analyzed: 01/24/2017 07:16

Instrument ID: CVOAMS6 GC Column: Rtx-624 ID: 0.25(mm)

Lab File ID (Standard): F43289.D Heated Purge: (Y/N) N

Calibration ID: 60177

		TBAd9		BUT		FB	
		AREA #	RT #	AREA #	RT #	AREA #	RT #
12/24 HOUR STD		49142	3.28	99781	4.39	288608	5.50
UPPER LIMIT		98284	3.78	199562	4.89	577216	6.00
LOWER LIMIT		24571	2.78	49891	3.89	144304	5.00
LAB SAMPLE ID	CLIENT SAMPLE ID						
LCS 460-416150/4		60375	3.29	108313	4.39	304222	5.50
MB 460-416150/7		51315	3.28	102281	4.39	287452	5.50
460-127124-3 MS	DW-PCF MS	47320	3.28	77295	4.38	259639	5.50
460-127124-3 MSD	DW-PCF MSD	45675	3.28	69238	4.38	250500	5.50
460-127124-3	DW-PCF	41040	3.28	62481	4.38	214756	5.50

TBAd9 = TBA-d9 (IS)
BUT = 2-Butanone-d5
FB = Fluorobenzene

Area Limit = 50%-200% of internal standard area
RT Limit = ± 0.5 minutes of internal standard RT

Column used to flag values outside QC limits

FORM VIII 624

FORM VIII
GC/MS VOA INTERNAL STANDARD AREA AND RETENTION TIME SUMMARY

Lab Name: TestAmerica Edison Job No.: 460-127124-1

SDG No.:

Sample No.: CCVIS 460-416150/3 Date Analyzed: 01/24/2017 07:16

Instrument ID: CVOAMS6 GC Column: Rtx-624 ID: 0.25(mm)

Lab File ID (Standard): F43289.D Heated Purge: (Y/N) N

Calibration ID: 60177

		DXE		CBNZd5		DCBd4	
		AREA #	RT #	AREA #	RT #	AREA #	RT #
12/24 HOUR STD		13083	6.21	186809	9.00	151082	11.06
UPPER LIMIT		26166	6.71	373618	9.50	302164	11.56
LOWER LIMIT		6542	5.71	93405	8.50	75541	10.56
LAB SAMPLE ID	CLIENT SAMPLE ID						
LCS 460-416150/4		14684	6.22	204009	9.00	168637	11.06
MB 460-416150/7		9043	6.22	161015	9.00	126576	11.06
460-127124-3 MS	DW-PCF MS	10616	6.21	165757	9.00	149542	11.05
460-127124-3 MSD	DW-PCF MSD	10898	6.21	162959	9.00	151754	11.05
460-127124-3	DW-PCF	5055*	6.22	121670	9.00	114977	11.05

DXE = 1,4-Dioxane-d8
CBNZd5 = Chlorobenzene-d5
DCBd4 = 1,4-Dichlorobenzene-d4

Area Limit = 50%-200% of internal standard area
RT Limit = ± 0.5 minutes of internal standard RT

Column used to flag values outside QC limits

FORM VIII 624

FORM VIII
GC/MS VOA INTERNAL STANDARD AREA AND RETENTION TIME SUMMARY

Lab Name: TestAmerica Edison Job No.: 460-127124-1

SDG No.:

Sample No.: CCVIS 460-416336/3 Date Analyzed: 01/25/2017 06:58

Instrument ID: CVOAMS6 GC Column: Rtx-624 ID: 0.25(mm)

Lab File ID (Standard): F43334.D Heated Purge: (Y/N) N

Calibration ID: 60177

		TBAd9		BUT		FB	
		AREA #	RT #	AREA #	RT #	AREA #	RT #
12/24 HOUR STD		44977	3.28	73260	4.39	247410	5.50
UPPER LIMIT		89954	3.78	146520	4.89	494820	6.00
LOWER LIMIT		22489	2.78	36630	3.89	123705	5.00
LAB SAMPLE ID	CLIENT SAMPLE ID						
LCS 460-416336/4		46664	3.28	75618	4.39	257135	5.50
MB 460-416336/8		47964	3.28	61806	4.39	211755	5.50
460-127205-A-2 MS		41679	3.28	50565	4.38	250401	5.50
460-127205-A-2 MSD		37433	3.28	49561	4.38	252813	5.50
460-127124-2	DW-PPF	36190	3.28	43158	4.38	229003	5.50
460-127124-1	DW-INF	33878	3.28	37779	4.38	201247	5.50

TBAd9 = TBA-d9 (IS)
BUT = 2-Butanone-d5
FB = Fluorobenzene

Area Limit = 50%-200% of internal standard area
RT Limit = ± 0.5 minutes of internal standard RT

Column used to flag values outside QC limits

FORM VIII 624

FORM VIII
GC/MS VOA INTERNAL STANDARD AREA AND RETENTION TIME SUMMARY

Lab Name: TestAmerica Edison Job No.: 460-127124-1

SDG No.:

Sample No.: CCVIS 460-416336/3 Date Analyzed: 01/25/2017 06:58

Instrument ID: CVOAMS6 GC Column: Rtx-624 ID: 0.25(mm)

Lab File ID (Standard): F43334.D Heated Purge: (Y/N) N

Calibration ID: 60177

		DXE		CBNZd5		DCBd4	
		AREA #	RT #	AREA #	RT #	AREA #	RT #
12/24 HOUR STD		10549	6.22	160156	9.00	140977	11.05
UPPER LIMIT		21098	6.72	320312	9.50	281954	11.55
LOWER LIMIT		5275	5.72	80078	8.50	70489	10.55
LAB SAMPLE ID	CLIENT SAMPLE ID						
LCS 460-416336/4		10876	6.22	167495	9.00	146538	11.06
MB 460-416336/8		6943	6.22	114962	9.00	101247	11.06
460-127205-A-2 MS		12270	6.21	171503	8.99	145157	11.05
460-127205-A-2 MSD		11839	6.21	170478	8.99	153675	11.05
460-127124-2	DW-PPF	5895	6.21	140477	9.00	125613	11.05
460-127124-1	DW-INF	5362	6.22	114681	8.99	101756	11.05

DXE = 1,4-Dioxane-d8
CBNZd5 = Chlorobenzene-d5
DCBd4 = 1,4-Dichlorobenzene-d4

Area Limit = 50%-200% of internal standard area
RT Limit = ± 0.5 minutes of internal standard RT

Column used to flag values outside QC limits

FORM VIII 624

FORM I
GC/MS VOA ORGANICS ANALYSIS DATA SHEET

Lab Name: TestAmerica Edison | Job No.: 460-127124-1
SDG No.:
Client Sample ID: DW-INF | Lab Sample ID: 460-127124-1
Matrix: Water | Lab File ID: F43366.D
Analysis Method: 624 | Date Collected: 01/20/2017 01:55
Sample wt/vol: 5(mL) | Date Analyzed: 01/25/2017 19:32
Soil Aliquot Vol: | Dilution Factor: 50
Soil Extract Vol.: | GC Column: Rtx-624 ID: 0.25(mm)
% Moisture: | Level: (low/med) Low
Analysis Batch No.: 416336 | Units: ug/L

CAS NO.	COMPOUND NAME	RESULT	Q	RL	MDL
71-55-6	1,1,1-Trichloroethane	50	U	50	14
79-34-5	1,1,2,2-Tetrachloroethane	50	U	50	9.5
79-00-5	1,1,2-Trichloroethane	50	U	50	4.0
75-34-3	1,1-Dichloroethane	50	U	50	12
75-35-4	1,1-Dichloroethene	23	J	50	17
87-61-6	1,2,3-Trichlorobenzene	50	U	50	18
120-82-1	1,2,4-Trichlorobenzene	50	U	50	14
96-12-8	1,2-Dibromo-3-Chloropropane	50	U	50	12
106-93-4	1,2-Dibromoethane	50	U	50	9.5
95-50-1	1,2-Dichlorobenzene	50	U	50	11
107-06-2	1,2-Dichloroethane	50	U	50	13
78-87-5	1,2-Dichloropropane	50	U	50	9.0
541-73-1	1,3-Dichlorobenzene	50	U	50	17
106-46-7	1,4-Dichlorobenzene	50	U	50	17
78-93-3	2-Butanone	250	U	250	110
591-78-6	2-Hexanone	250	U	250	36
108-10-1	4-Methyl-2-pentanone	250	U	250	32
67-64-1	Acetone	250	U	250	54
71-43-2	Benzene	5.2	J	50	4.5
75-27-4	Bromodichloromethane	50	U	50	7.5
75-25-2	Bromoform	50	U	50	9.0
74-83-9	Bromomethane	50	U	50	9.0
75-15-0	Carbon disulfide	50	U	50	11
56-23-5	Carbon tetrachloride	50	U	50	17
108-90-7	Chlorobenzene	50	U	50	12
67-66-3	Chloroform	50	U	50	11
74-87-3	Chloromethane	50	U	50	11
156-59-2	cis-1,2-Dichloroethene	11000		50	13
10061-01-5	cis-1,3-Dichloropropene	50	U	50	8.0
110-82-7	Cyclohexane	50	U	50	13
124-48-1	Dibromochloromethane	50	U	50	11
75-71-8	Dichlorodifluoromethane	50	U	50	7.0
75-00-3	Ethyl Chloride	50	U	50	19
100-41-4	Ethylbenzene	50	U	50	15
76-13-1	Freon TF	50	U	50	17
98-82-8	Isopropylbenzene	50	U	50	16

FORM I
GC/MS VOA ORGANICS ANALYSIS DATA SHEET

Lab Name: TestAmerica Edison | Job No.: 460-127124-1
SDG No.:
Client Sample ID: DW-INF | Lab Sample ID: 460-127124-1
Matrix: Water | Lab File ID: F43366.D
Analysis Method: 624 | Date Collected: 01/20/2017 01:55
Sample wt/vol: 5(mL) | Date Analyzed: 01/25/2017 19:32
Soil Aliquot Vol: | Dilution Factor: 50
Soil Extract Vol.: | GC Column: Rtx-624 ID: 0.25(mm)
% Moisture: | Level: (low/med) Low
Analysis Batch No.: 416336 | Units: ug/L

CAS NO.	COMPOUND NAME	RESULT	Q	RL	MDL
79-20-9	Methyl acetate	250	U	250	29
108-87-2	Methylcyclohexane	50	U	50	11
75-09-2	Methylene Chloride	50	U	50	11
1634-04-4	MTBE	50	U	50	6.5
179601-23-1	m-Xylene & p-Xylene	50	U	50	14
95-47-6	o-Xylene	50	U	50	16
123-91-1	p-Dioxane	2500	U	2500	440
100-42-5	Styrene	50	U	50	8.5
127-18-4	Tetrachloroethene	13000		50	6.0
108-88-3	Toluene	18	J	50	13
156-60-5	trans-1,2-Dichloroethene	700		50	9.0
10061-02-6	trans-1,3-Dichloropropene	50	U	50	9.5
79-01-6	Trichloroethene	4200		50	11
75-69-4	Trichlorofluoromethane	50	U	50	7.5
75-01-4	Vinyl chloride	2900		50	3.0

CAS NO.	SURROGATE	%REC	Q	LIMITS
17060-07-0	1,2-Dichloroethane-d4 (Surr)	99		48-130
460-00-4	Bromofluorobenzene	93		71-131
1868-53-7	Dibromofluoromethane (Surr)	111		80-120
2037-26-5	Toluene-d8 (Surr)	98		80-120

TestAmerica Edison
Target Compound Quantitation Report

Data File: \\ChromNA\Edison\ChromData\CVOAMS6\20170125-50801.b\F43366.D
Lims ID: 460-127124-C-1
Client ID: DW-INF
Sample Type: Client
Inject. Date: 25-Jan-2017 19:32:30 ALS Bottle#: 34 Worklist Smp#: 35
Purge Vol: 5.000 mL Dil. Factor: 50.0000
Sample Info: 460-127124-C-1
Misc. Info.: 460-0050801-035
Operator ID: Instrument ID: CVOAMS6

Method: \\ChromNA\Edison\ChromData\CVOAMS6\20170125-50801.b\8260624W6.m
Limit Group: VOA 624 ICAL
Last Update: 26-Jan-2017 16:06:25 Calib Date: 30-Dec-2016 08:23:30
Integrator: RTE ID Type: Deconvolution ID
Quant Method: Internal Standard Quant By: Initial Calibration
Last ICal File: \\ChromNA\Edison\ChromData\CVOAMS6\20161230-50008.b\F42551.D

Column 1 : Rtx-624 (0.25 mm) Det: MS SCAN
Process Host: XAWRK014

First Level Reviewer: baronm Date: 26-Jan-2017 16:06:25

Compound	Sig	RT (min.)	Exp RT (min.)	Dlt RT (min.)	Q	Response	OnCol Amt ug/l	Flags
4 Vinyl chloride	62	1.812	1.820	-0.008	97	76603	58.6	
17 1,1-Dichloroethene	96	2.839	2.839	0.000	32	665	0.4604	
* 26 TBA-d9 (IS)	46	3.275	3.283	-0.008	99	33878	1000.0	
29 trans-1,2-Dichloroethene	96	3.480	3.480	0.000	92	21243	13.9	
* 38 2-Butanone-d5	46	4.384	4.392	-0.008	78	37779	250.0	
40 cis-1,2-Dichloroethene	96	4.417	4.417	0.000	99	388338	229.6	
$ 51 Dibromofluoromethane (Surr	113	4.860	4.861	-0.001	96	64858	55.7	
55 Benzene	78	5.206	5.206	0.000	1	368	0.1040	
$ 56 1,2-Dichloroethane-d4 (Sur	65	5.222	5.222	0.000	96	68702	49.7	
* 61 Fluorobenzene	96	5.501	5.502	-0.001	99	201247	50.0	
63 Trichloroethene	95	5.855	5.855	0.000	96	97128	84.7	
* 67 1,4-Dioxane-d8	96	6.216	6.216	0.000	94	5362	1000.0	
$ 78 Toluene-d8 (Surr)	98	7.194	7.194	0.000	98	113624	48.9	
79 Toluene	91	7.260	7.276	-0.016	21	1042	0.3653	
83 Tetrachloroethene	166	7.884	7.884	0.000	98	237988	257.8	
* 89 Chlorobenzene-d5	117	8.994	9.002	-0.008	84	114681	50.0	
$ 100 4-Bromofluorobenzene	174	10.193	10.193	0.000	94	43277	46.6	
* 116 1,4-Dichlorobenzene-d4	152	11.048	11.048	0.000	94	101756	50.0	

Reagents:

8260ISNEW_00099 Amount Added: 1.00 Units: uL Run Reagent
8260SURR250_00149 Amount Added: 1.00 Units: uL Run Reagent

Report Date: 26-Jan-2017 16:06:27 Chrom Revision: 2.2 10-Jan-2017 11:26:10

TestAmerica Edison

Data File:	\\ChromNA\Edison\ChromData\CVOAMS6\20170125-50801.b\F43366.D				
Injection Date:	25-Jan-2017 19:32:30	Instrument ID:	CVOAMS6	Operator ID:	
Lims ID:	460-127124-C-1	Lab Sample ID:	460-127124-1	Worklist Smp#:	35
Client ID:	DW-INF				
Purge Vol:	5.000 mL	Dil. Factor:	50.0000	ALS Bottle#:	34
Method:	8260624W6	Limit Group:	VOA 624 ICAL		
Column: Rtx-624 (0.25 mm)					

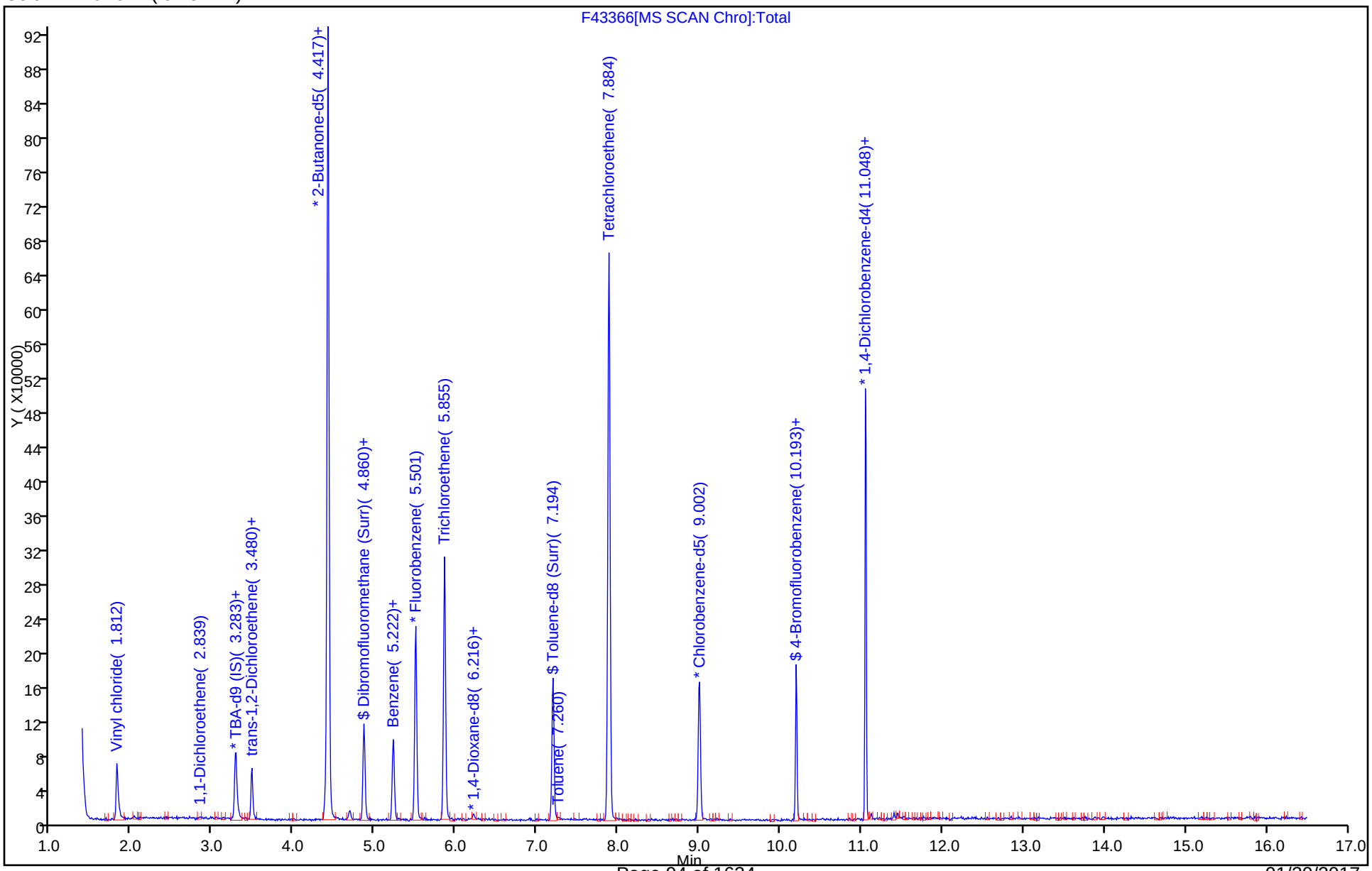

Report Date: 26-Jan-2017 16:06:27 Chrom Revision: 2.2 10-Jan-2017 11:26:10

TestAmerica Edison

Data File:	\\ChromNA\Edison\ChromData\CVOAMS6\20170125-50801.b\F43366.D				
Injection Date:	25-Jan-2017 19:32:30	Instrument ID:	CVOAMS6		
Lims ID:	460-127124-C-1	Lab Sample ID:	460-127124-1		
Client ID:	DW-INF				
Operator ID:		ALS Bottle#:	34	Worklist Smp#:	35
Purge Vol:	5.000 mL	Dil. Factor:	50.0000		
Method:	8260624W6	Limit Group:	VOA 624 ICAL		
Column:	Rtx-624 (0.25 mm)	Detector	MS SCAN		

17 1,1-Dichloroethene, CAS: 75-35-4

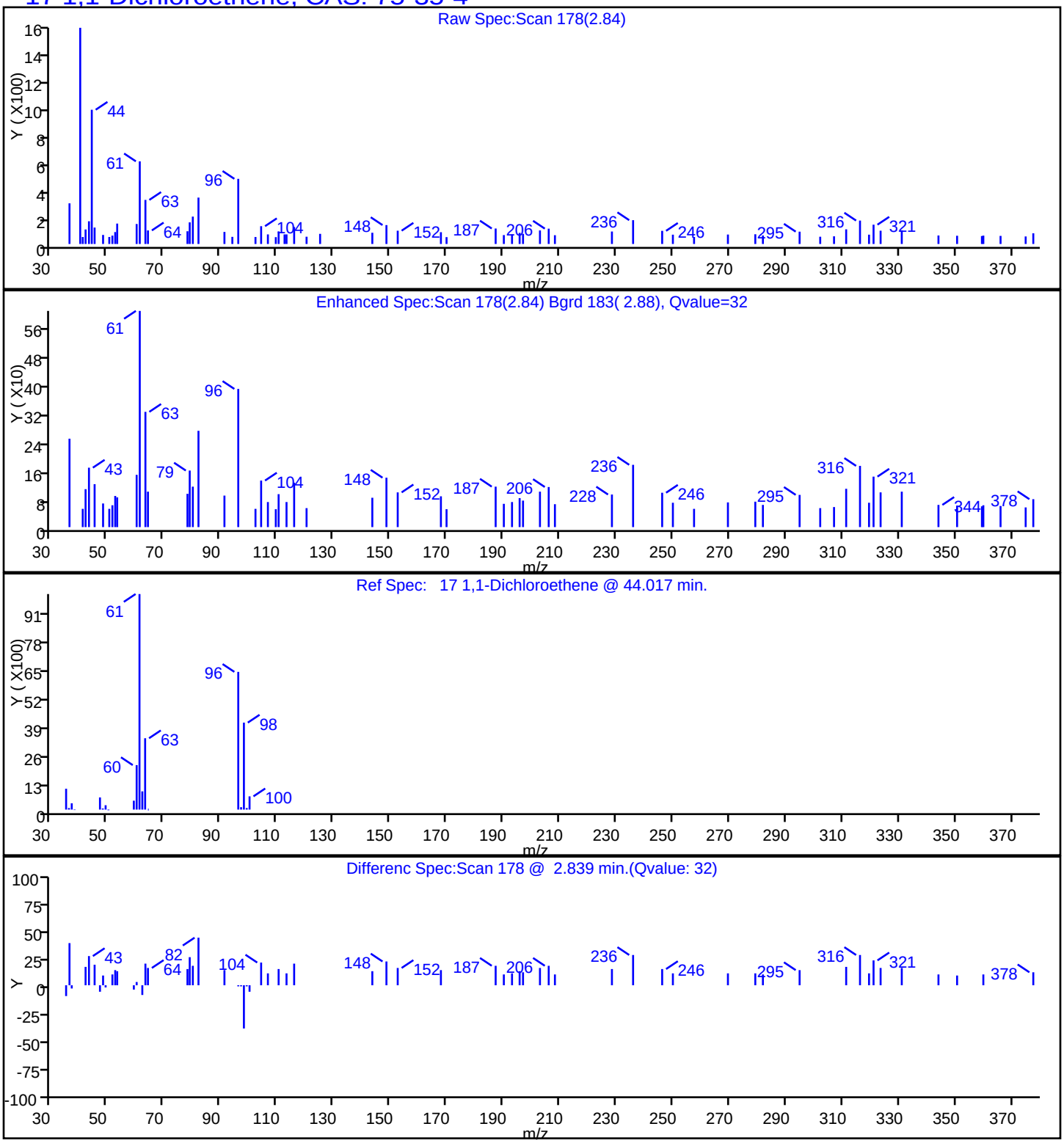

Report Date: 26-Jan-2017 16:06:27 Chrom Revision: 2.2 10-Jan-2017 11:26:10

TestAmerica Edison

Data File:	\\ChromNA\Edison\ChromData\CVOAMS6\20170125-50801.b\F43366.D				
Injection Date:	25-Jan-2017 19:32:30	Instrument ID:	CVOAMS6		
Lims ID:	460-127124-C-1	Lab Sample ID:	460-127124-1		
Client ID:	DW-INF				
Operator ID:		ALS Bottle#:	34	Worklist Smp#:	35
Purge Vol:	5.000 mL	Dil. Factor:	50.0000		
Method:	8260624W6	Limit Group:	VOA 624 ICAL		
Column:	Rtx-624 (0.25 mm)	Detector	MS SCAN		

55 Benzene, CAS: 71-43-2

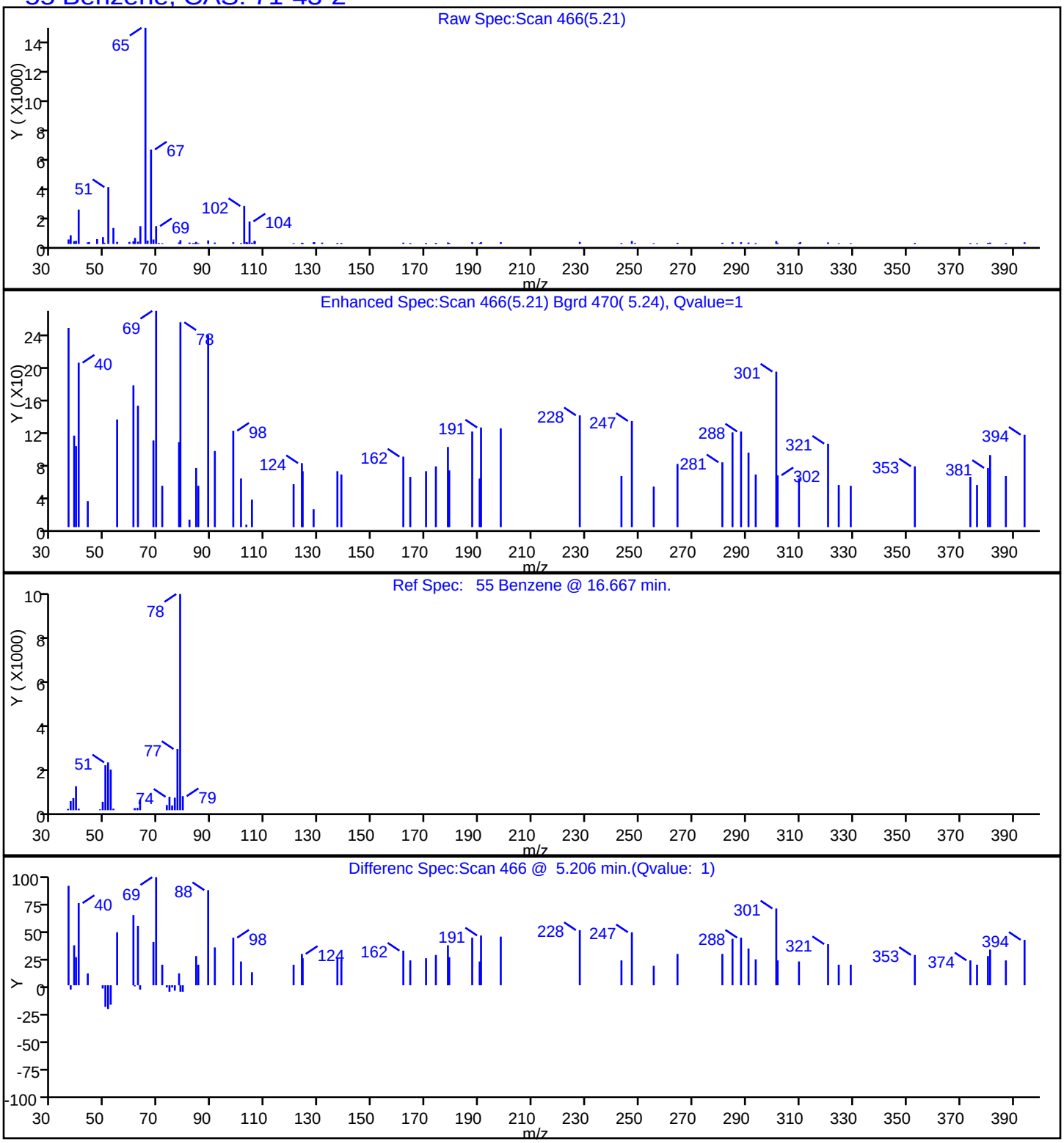

Report Date: 26-Jan-2017 16:06:27 Chrom Revision: 2.2 10-Jan-2017 11:26:10

TestAmerica Edison

Data File:	\\ChromNA\Edison\ChromData\CVOAMS6\20170125-50801.b\F43366.D				
Injection Date:	25-Jan-2017 19:32:30	Instrument ID:	CVOAMS6		
Lims ID:	460-127124-C-1	Lab Sample ID:	460-127124-1		
Client ID:	DW-INF				
Operator ID:		ALS Bottle#:	34	Worklist Smp#:	35
Purge Vol:	5.000 mL	Dil. Factor:	50.0000		
Method:	8260624W6	Limit Group:	VOA 624 ICAL		
Column:	Rtx-624 (0.25 mm)	Detector	MS SCAN		

40 cis-1,2-Dichloroethene, CAS: 156-59-2

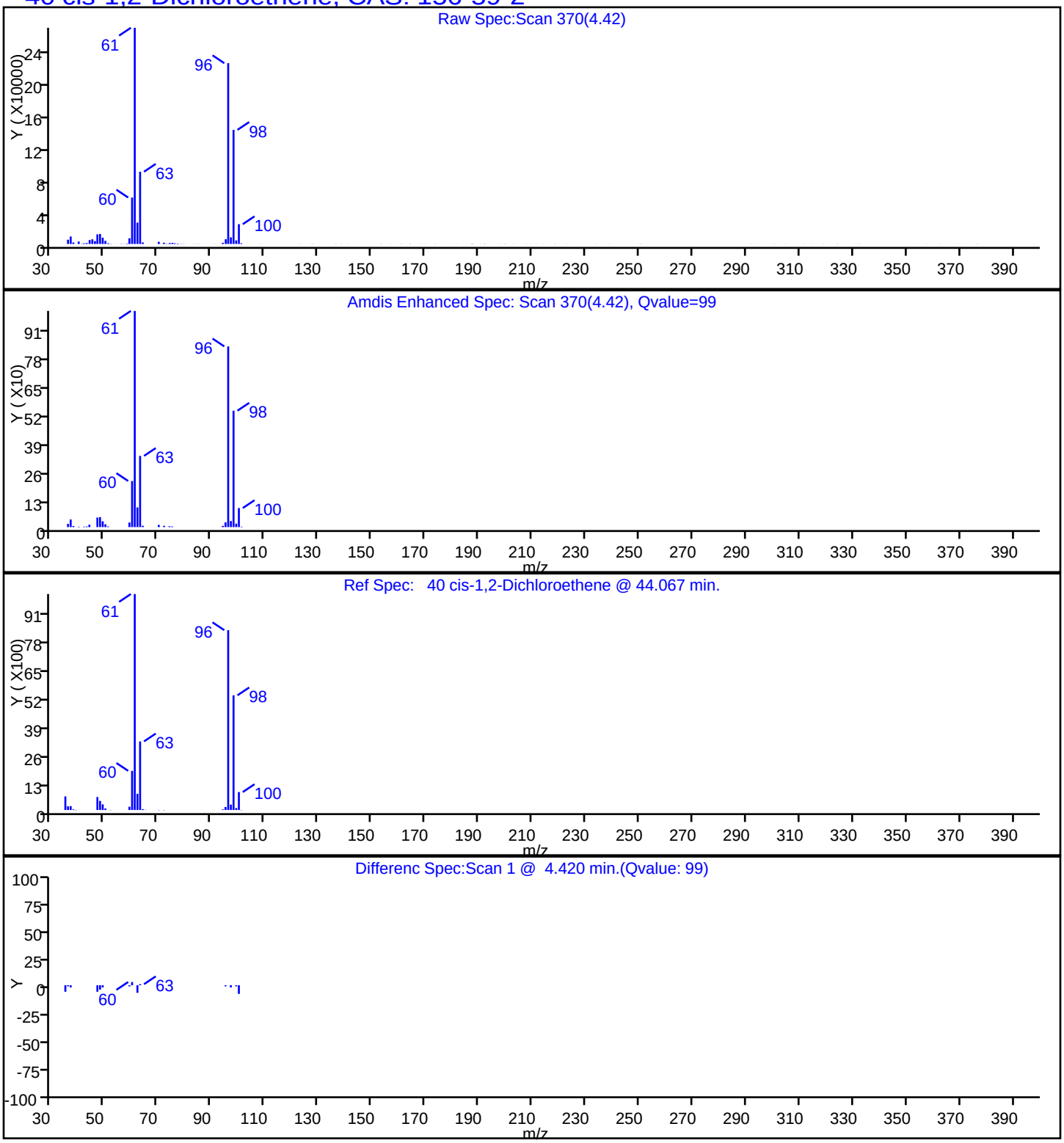

Report Date: 26-Jan-2017 16:06:27 Chrom Revision: 2.2 10-Jan-2017 11:26:10

TestAmerica Edison

Data File:	\\ChromNA\Edison\ChromData\CVOAMS6\20170125-50801.b\F43366.D				
Injection Date:	25-Jan-2017 19:32:30	Instrument ID:	CVOAMS6		
Lims ID:	460-127124-C-1	Lab Sample ID:	460-127124-1		
Client ID:	DW-INF				
Operator ID:		ALS Bottle#:	34	Worklist Smp#:	35
Purge Vol:	5.000 mL	Dil. Factor:	50.0000		
Method:	8260624W6	Limit Group:	VOA 624 ICAL		
Column:	Rtx-624 (0.25 mm)	Detector	MS SCAN		

83 Tetrachloroethene, CAS: 127-18-4

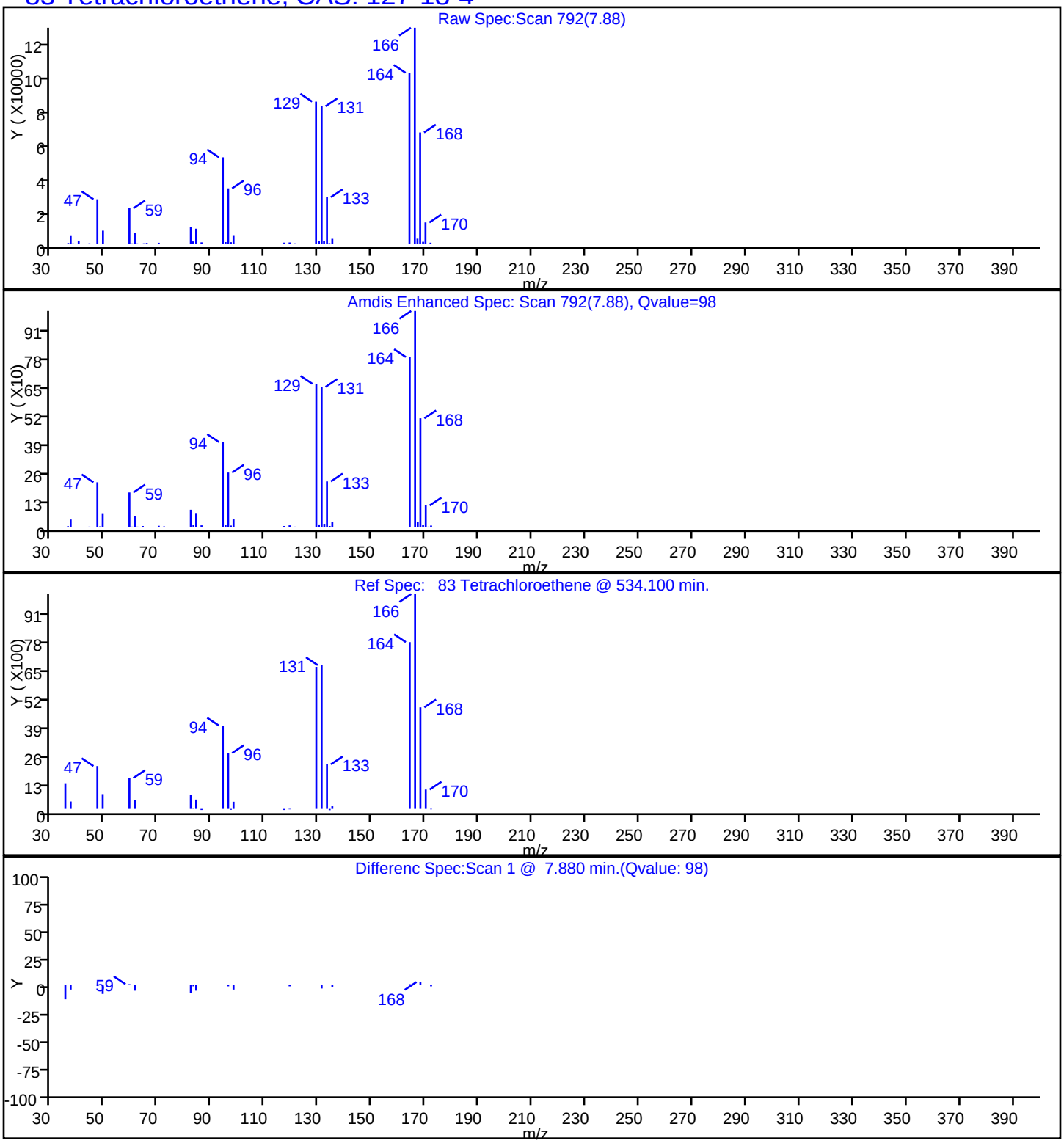

Report Date: 26-Jan-2017 16:06:27 Chrom Revision: 2.2 10-Jan-2017 11:26:10

TestAmerica Edison

Data File:	\\ChromNA\Edison\ChromData\CVOAMS6\20170125-50801.b\F43366.D				
Injection Date:	25-Jan-2017 19:32:30	Instrument ID:	CVOAMS6		
Lims ID:	460-127124-C-1	Lab Sample ID:	460-127124-1		
Client ID:	DW-INF				
Operator ID:		ALS Bottle#:	34	Worklist Smp#:	35
Purge Vol:	5.000 mL	Dil. Factor:	50.0000		
Method:	8260624W6	Limit Group:	VOA 624 ICAL		
Column:	Rtx-624 (0.25 mm)	Detector	MS SCAN		

79 Toluene, CAS: 108-88-3

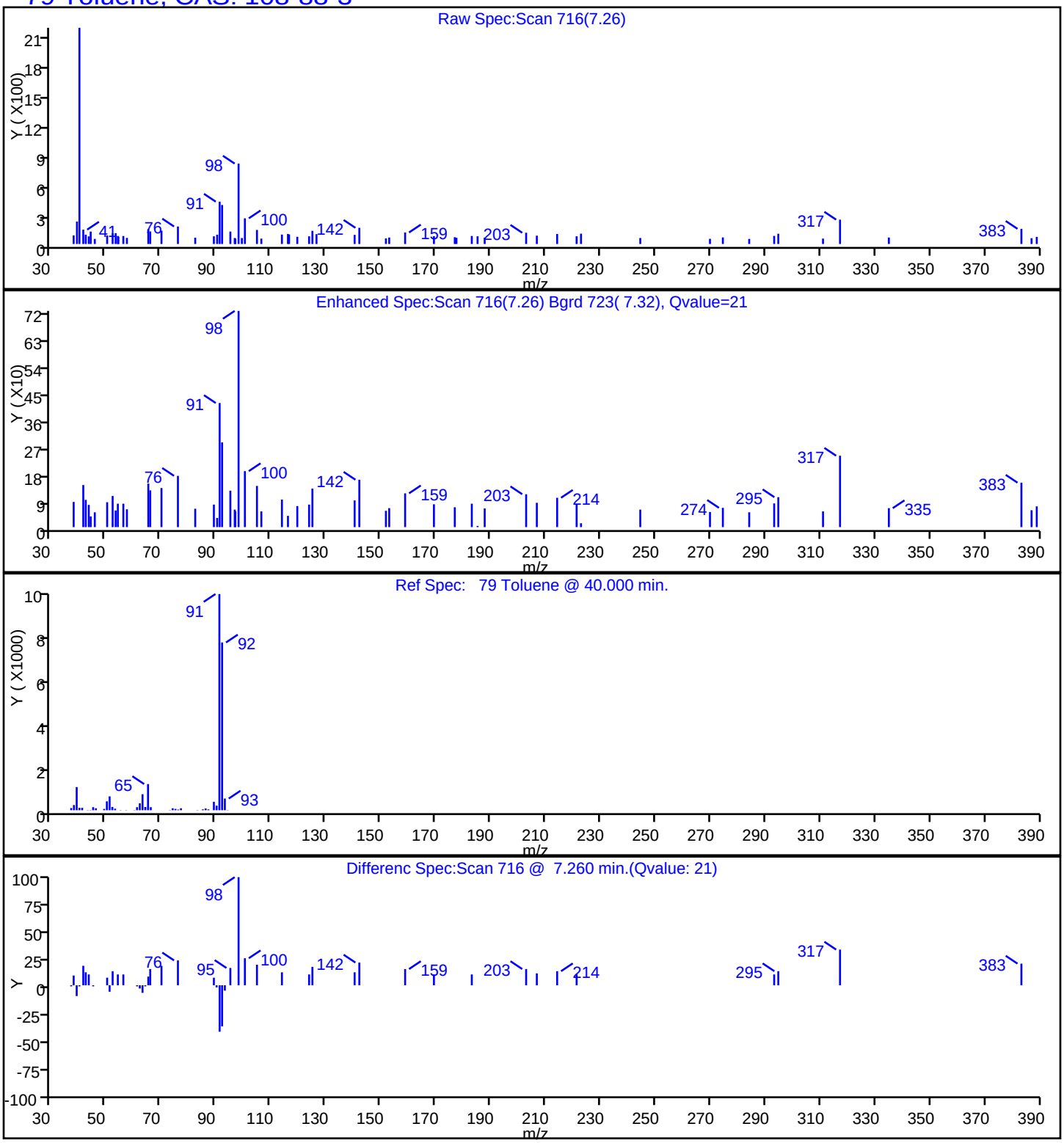

Report Date: 26-Jan-2017 16:06:27 Chrom Revision: 2.2 10-Jan-2017 11:26:10

TestAmerica Edison

Data File:	\\ChromNA\Edison\ChromData\CVOAMS6\20170125-50801.b\F43366.D				
Injection Date:	25-Jan-2017 19:32:30	Instrument ID:	CVOAMS6		
Lims ID:	460-127124-C-1	Lab Sample ID:	460-127124-1		
Client ID:	DW-INF				
Operator ID:		ALS Bottle#:	34	Worklist Smp#:	35
Purge Vol:	5.000 mL	Dil. Factor:	50.0000		
Method:	8260624W6	Limit Group:	VOA 624 ICAL		
Column:	Rtx-624 (0.25 mm)	Detector	MS SCAN		

29 trans-1,2-Dichloroethene, CAS: 156-60-5

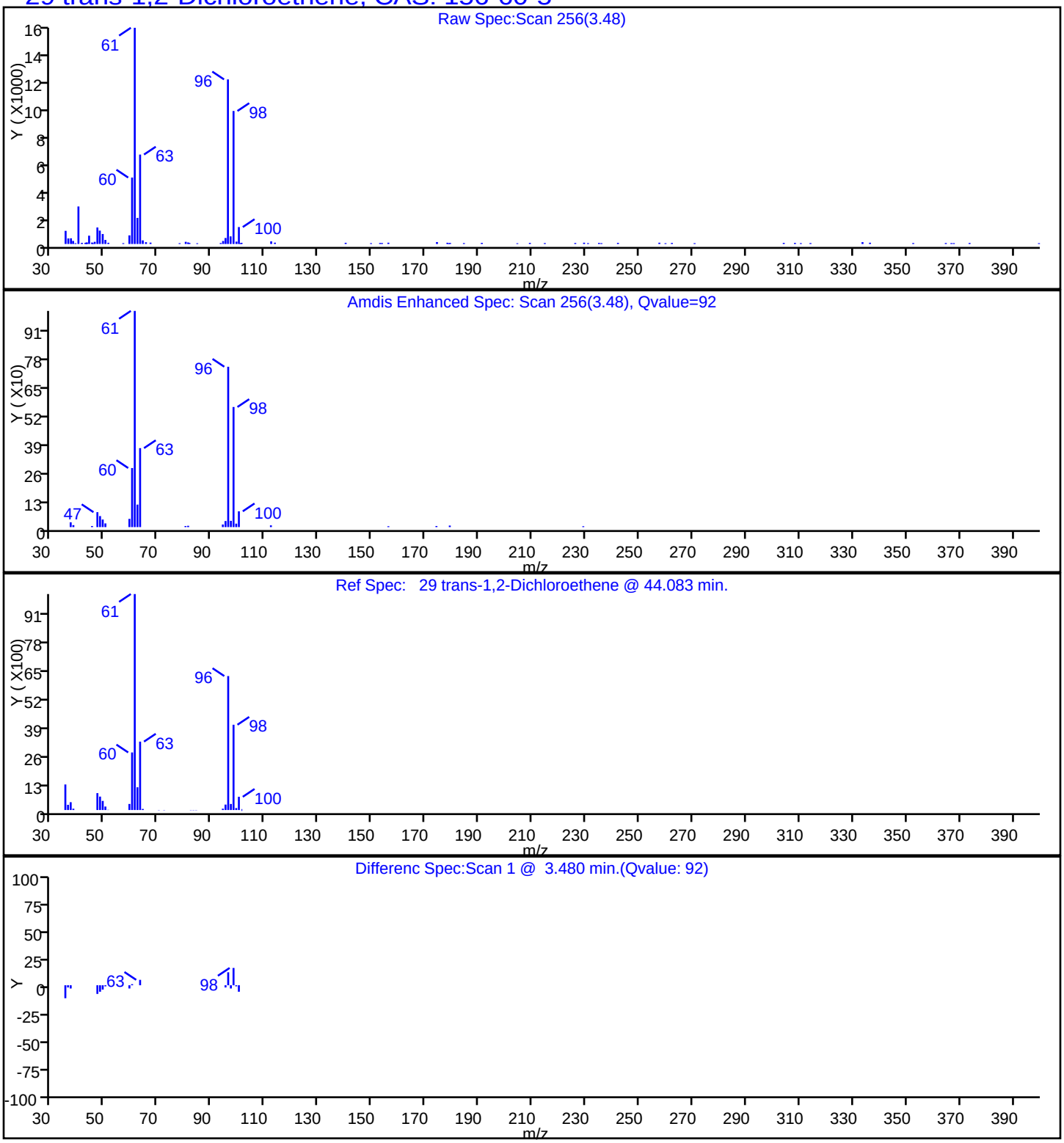

Report Date: 26-Jan-2017 16:06:27 Chrom Revision: 2.2 10-Jan-2017 11:26:10

TestAmerica Edison

Data File:	\\ChromNA\Edison\ChromData\CVOAMS6\20170125-50801.b\F43366.D				
Injection Date:	25-Jan-2017 19:32:30	Instrument ID:	CVOAMS6		
Lims ID:	460-127124-C-1	Lab Sample ID:	460-127124-1		
Client ID:	DW-INF				
Operator ID:		ALS Bottle#:	34	Worklist Smp#:	35
Purge Vol:	5.000 mL	Dil. Factor:	50.0000		
Method:	8260624W6	Limit Group:	VOA 624 ICAL		
Column:	Rtx-624 (0.25 mm)	Detector	MS SCAN		

63 Trichloroethene, CAS: 79-01-6

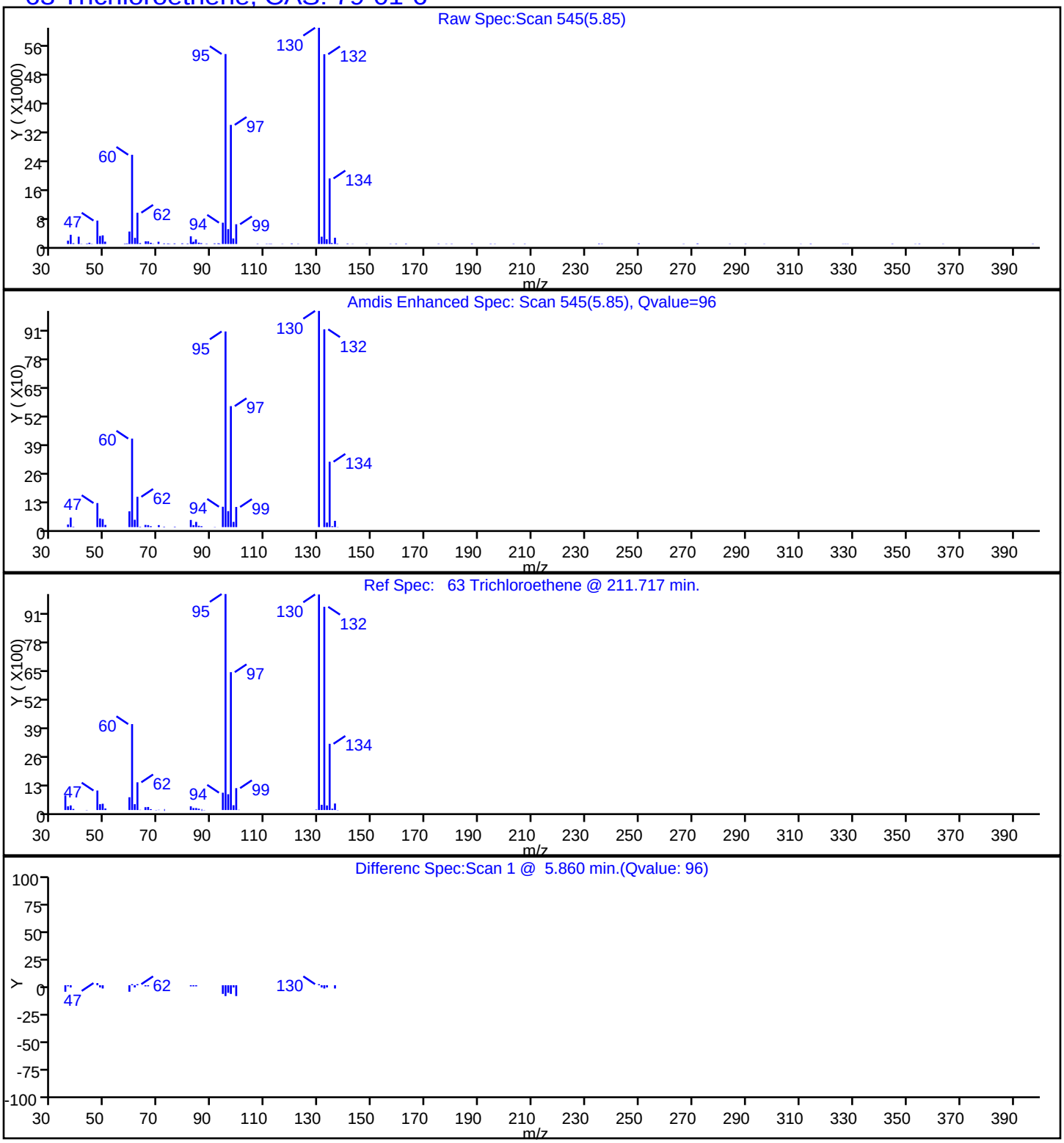

Report Date: 26-Jan-2017 16:06:27 Chrom Revision: 2.2 10-Jan-2017 11:26:10

TestAmerica Edison

Data File:	\\ChromNA\Edison\ChromData\CVOAMS6\20170125-50801.b\F43366.D				
Injection Date:	25-Jan-2017 19:32:30	Instrument ID:	CVOAMS6		
Lims ID:	460-127124-C-1	Lab Sample ID:	460-127124-1		
Client ID:	DW-INF				
Operator ID:		ALS Bottle#:	34	Worklist Smp#:	35
Purge Vol:	5.000 mL	Dil. Factor:	50.0000		
Method:	8260624W6	Limit Group:	VOA 624 ICAL		
Column:	Rtx-624 (0.25 mm)	Detector	MS SCAN		

4 Vinyl chloride, CAS: 75-01-4

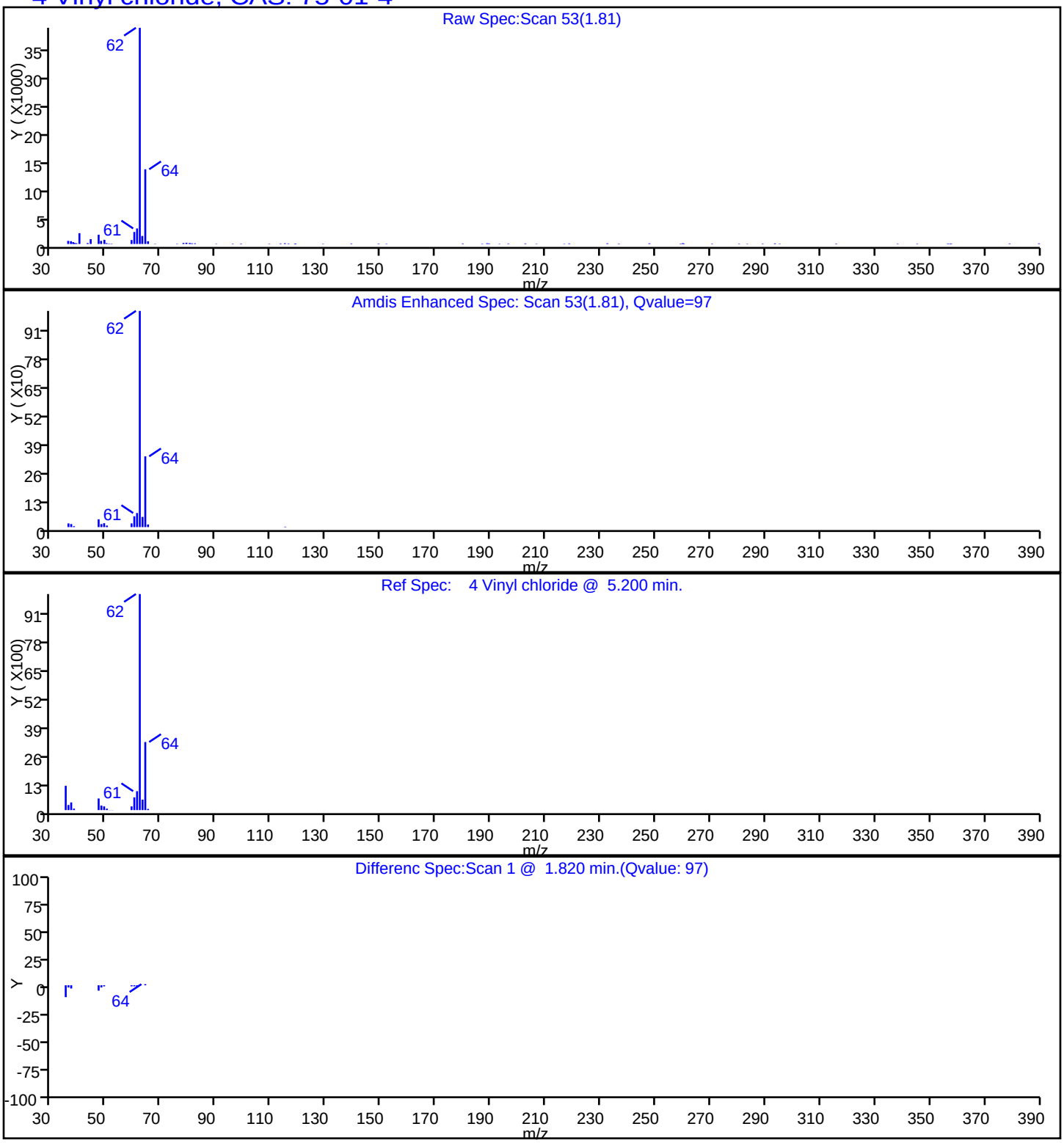

FORM I
GC/MS VOA ORGANICS ANALYSIS DATA SHEET

Lab Name: TestAmerica Edison | Job No.: 460-127124-1
SDG No.:
Client Sample ID: DW-PPF | Lab Sample ID: 460-127124-2
Matrix: Water | Lab File ID: F43364.D
Analysis Method: 624 | Date Collected: 01/20/2017 03:20
Sample wt/vol: 5(mL) | Date Analyzed: 01/25/2017 18:45
Soil Aliquot Vol: | Dilution Factor: 25
Soil Extract Vol.: | GC Column: Rtx-624 ID: 0.25(mm)
% Moisture: | Level: (low/med) Low
Analysis Batch No.: 416336 | Units: ug/L

CAS NO.	COMPOUND NAME	RESULT	Q	RL	MDL
71-55-6	1,1,1-Trichloroethane	25	U	25	7.0
79-34-5	1,1,2,2-Tetrachloroethane	25	U	25	4.8
79-00-5	1,1,2-Trichloroethane	25	U	25	2.0
75-34-3	1,1-Dichloroethane	25	U	25	6.0
75-35-4	1,1-Dichloroethene	13	J	25	8.5
87-61-6	1,2,3-Trichlorobenzene	25	U	25	8.8
120-82-1	1,2,4-Trichlorobenzene	25	U	25	6.8
96-12-8	1,2-Dibromo-3-Chloropropane	25	U	25	5.8
106-93-4	1,2-Dibromoethane	25	U	25	4.8
95-50-1	1,2-Dichlorobenzene	25	U	25	5.5
107-06-2	1,2-Dichloroethane	25	U	25	6.3
78-87-5	1,2-Dichloropropane	25	U	25	4.5
541-73-1	1,3-Dichlorobenzene	25	U	25	8.3
106-46-7	1,4-Dichlorobenzene	25	U	25	8.3
78-93-3	2-Butanone	130	U	130	55
591-78-6	2-Hexanone	130	U	130	18
108-10-1	4-Methyl-2-pentanone	130	U	130	16
67-64-1	Acetone	130	U	130	27
71-43-2	Benzene	4.5	J	25	2.3
75-27-4	Bromodichloromethane	25	U	25	3.8
75-25-2	Bromoform	25	U	25	4.5
74-83-9	Bromomethane	25	U	25	4.5
75-15-0	Carbon disulfide	25	U	25	5.5
56-23-5	Carbon tetrachloride	25	U	25	8.3
108-90-7	Chlorobenzene	25	U	25	6.0
67-66-3	Chloroform	25	U	25	5.5
74-87-3	Chloromethane	25	U	25	5.5
156-59-2	cis-1,2-Dichloroethene	6600		25	6.5
10061-01-5	cis-1,3-Dichloropropene	25	U	25	4.0
110-82-7	Cyclohexane	25	U	25	6.5
124-48-1	Dibromochloromethane	25	U	25	5.5
75-71-8	Dichlorodifluoromethane	25	U	25	3.5
75-00-3	Ethyl Chloride	25	U	25	9.3
100-41-4	Ethylbenzene	25	U	25	7.5
76-13-1	Freon TF	25	U	25	8.5
98-82-8	Isopropylbenzene	25	U	25	8.0

FORM I
GC/MS VOA ORGANICS ANALYSIS DATA SHEET

Lab Name: TestAmerica Edison | Job No.: 460-127124-1
SDG No.:
Client Sample ID: DW-PPF | Lab Sample ID: 460-127124-2
Matrix: Water | Lab File ID: F43364.D
Analysis Method: 624 | Date Collected: 01/20/2017 03:20
Sample wt/vol: 5(mL) | Date Analyzed: 01/25/2017 18:45
Soil Aliquot Vol: | Dilution Factor: 25
Soil Extract Vol.: | GC Column: Rtx-624 ID: 0.25(mm)
% Moisture: | Level: (low/med) Low
Analysis Batch No.: 416336 | Units: ug/L

CAS NO.	COMPOUND NAME	RESULT	Q	RL	MDL
79-20-9	Methyl acetate	130	U	130	15
108-87-2	Methylcyclohexane	25	U	25	5.5
75-09-2	Methylene Chloride	25	U	25	5.3
1634-04-4	MTBE	25	U	25	3.3
179601-23-1	m-Xylene & p-Xylene	25	U	25	7.0
95-47-6	o-Xylene	25	U	25	8.0
123-91-1	p-Dioxane	1300	U	1300	220
100-42-5	Styrene	25	U	25	4.3
127-18-4	Tetrachloroethene	7100		25	3.0
108-88-3	Toluene	9.3	J	25	6.3
156-60-5	trans-1,2-Dichloroethene	390		25	4.5
10061-02-6	trans-1,3-Dichloropropene	25	U	25	4.8
79-01-6	Trichloroethene	2400		25	5.5
75-69-4	Trichlorofluoromethane	25	U	25	3.8
75-01-4	Vinyl chloride	1600		25	1.5

CAS NO.	SURROGATE	%REC	Q	LIMITS
17060-07-0	1,2-Dichloroethane-d4 (Surr)	95		48-130
460-00-4	Bromofluorobenzene	94		71-131
1868-53-7	Dibromofluoromethane (Surr)	102		80-120
2037-26-5	Toluene-d8 (Surr)	92		80-120

TestAmerica Edison
Target Compound Quantitation Report

Data File: \\ChromNA\Edison\ChromData\CVOAMS6\20170125-50801.b\F43364.D
Lims ID: 460-127124-C-2
Client ID: DW-PPF
Sample Type: Client
Inject. Date: 25-Jan-2017 18:45:30 ALS Bottle#: 32 Worklist Smp#: 33
Purge Vol: 5.000 mL Dil. Factor: 25.0000
Sample Info: 460-127124-C-2
Misc. Info.: 460-0050801-033
Operator ID: Instrument ID: CVOAMS6

Method: \\ChromNA\Edison\ChromData\CVOAMS6\20170125-50801.b\8260624W6.m
Limit Group: VOA 624 ICAL
Last Update: 26-Jan-2017 16:06:07 Calib Date: 30-Dec-2016 08:23:30
Integrator: RTE ID Type: Deconvolution ID
Quant Method: Internal Standard Quant By: Initial Calibration
Last ICal File: \\ChromNA\Edison\ChromData\CVOAMS6\20161230-50008.b\F42551.D

Column 1 : Rtx-624 (0.25 mm) Det: MS SCAN
Process Host: XAWRK014

First Level Reviewer: baronm Date: 26-Jan-2017 16:06:07

Compound	Sig	RT (min.)	Exp RT (min.)	Dlt RT (min.)	Q	Response	OnCol Amt ug/l	Flags
4 Vinyl chloride	62	1.812	1.820	-0.008	98	93863	63.1	
17 1,1-Dichloroethene	96	2.840	2.839	0.001	40	841	0.5117	
* 26 TBA-d9 (IS)	46	3.275	3.283	-0.008	99	36190	1000.0	
29 trans-1,2-Dichloroethene	96	3.480	3.480	0.000	93	26752	15.4	
* 38 2-Butanone-d5	46	4.384	4.392	-0.008	76	43158	250.0	
40 cis-1,2-Dichloroethene	96	4.417	4.417	0.000	99	508928	264.4	
$ 51 Dibromofluoromethane (Surr	113	4.861	4.861	0.000	97	67503	50.9	
55 Benzene	78	5.198	5.206	-0.008	14	787	0.1815	
$ 56 1,2-Dichloroethane-d4 (Sur	65	5.222	5.222	0.000	96	74738	47.5	
* 61 Fluorobenzene	96	5.502	5.502	0.000	99	229003	50.0	
63 Trichloroethene	95	5.855	5.855	0.000	96	127672	97.9	
* 67 1,4-Dioxane-d8	96	6.208	6.216	-0.008	86	5895	1000.0	
$ 78 Toluene-d8 (Surr)	98	7.195	7.194	0.000	98	130600	45.9	
79 Toluene	91	7.268	7.276	-0.008	40	1295	0.3707	
83 Tetrachloroethene	166	7.885	7.884	0.001	99	319221	282.3	
* 89 Chlorobenzene-d5	117	9.002	9.002	0.000	84	140477	50.0	
$ 100 4-Bromofluorobenzene	174	10.194	10.193	0.001	94	53604	47.1	
* 116 1,4-Dichlorobenzene-d4	152	11.048	11.048	0.000	94	125613	50.0	

Reagents:

8260ISNEW_00099 Amount Added: 1.00 Units: uL Run Reagent
8260SURR250_00149 Amount Added: 1.00 Units: uL Run Reagent

Report Date: 26-Jan-2017 16:06:08 Chrom Revision: 2.2 10-Jan-2017 11:26:10

TestAmerica Edison

Data File:	\\ChromNA\Edison\ChromData\CVOAMS6\20170125-50801.b\F43364.D				
Injection Date:	25-Jan-2017 18:45:30	Instrument ID:	CVOAMS6	Operator ID:	
Lims ID:	460-127124-C-2	Lab Sample ID:	460-127124-2	Worklist Smp#:	33
Client ID:	DW-PPF				
Purge Vol:	5.000 mL	Dil. Factor:	25.0000	ALS Bottle#:	32
Method:	8260624W6	Limit Group:	VOA 624 ICAL		
Column: Rtx-624 (0.25 mm)					

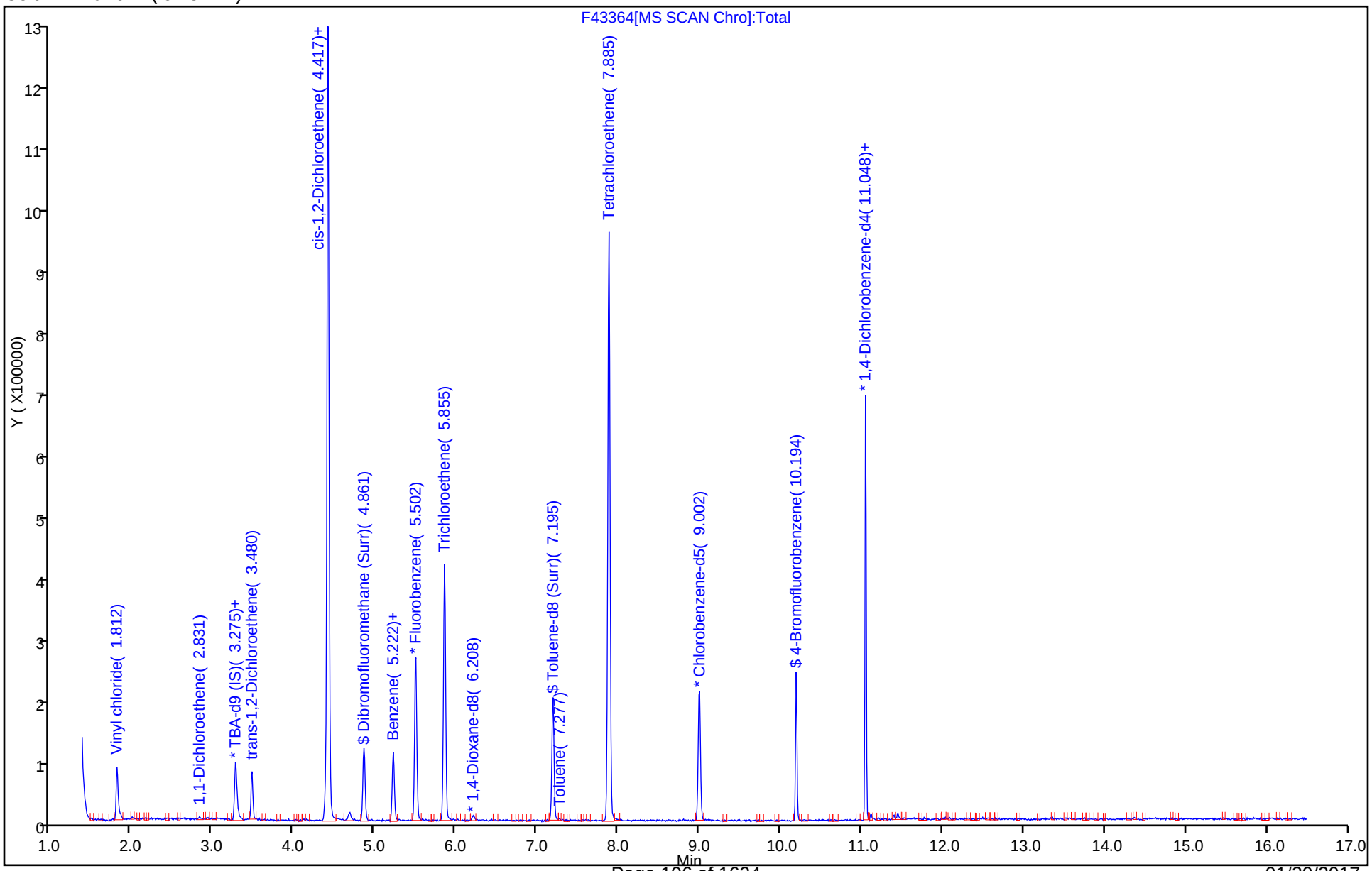

Report Date: 26-Jan-2017 16:06:08 Chrom Revision: 2.2 10-Jan-2017 11:26:10

TestAmerica Edison

Data File:	\\ChromNA\Edison\ChromData\CVOAMS6\20170125-50801.b\F43364.D				
Injection Date:	25-Jan-2017 18:45:30	Instrument ID:	CVOAMS6		
Lims ID:	460-127124-C-2	Lab Sample ID:	460-127124-2		
Client ID:	DW-PPF				
Operator ID:		ALS Bottle#:	32	Worklist Smp#:	33
Purge Vol:	5.000 mL	Dil. Factor:	25.0000		
Method:	8260624W6	Limit Group:	VOA 624 ICAL		
Column:	Rtx-624 (0.25 mm)	Detector	MS SCAN		

17 1,1-Dichloroethene, CAS: 75-35-4

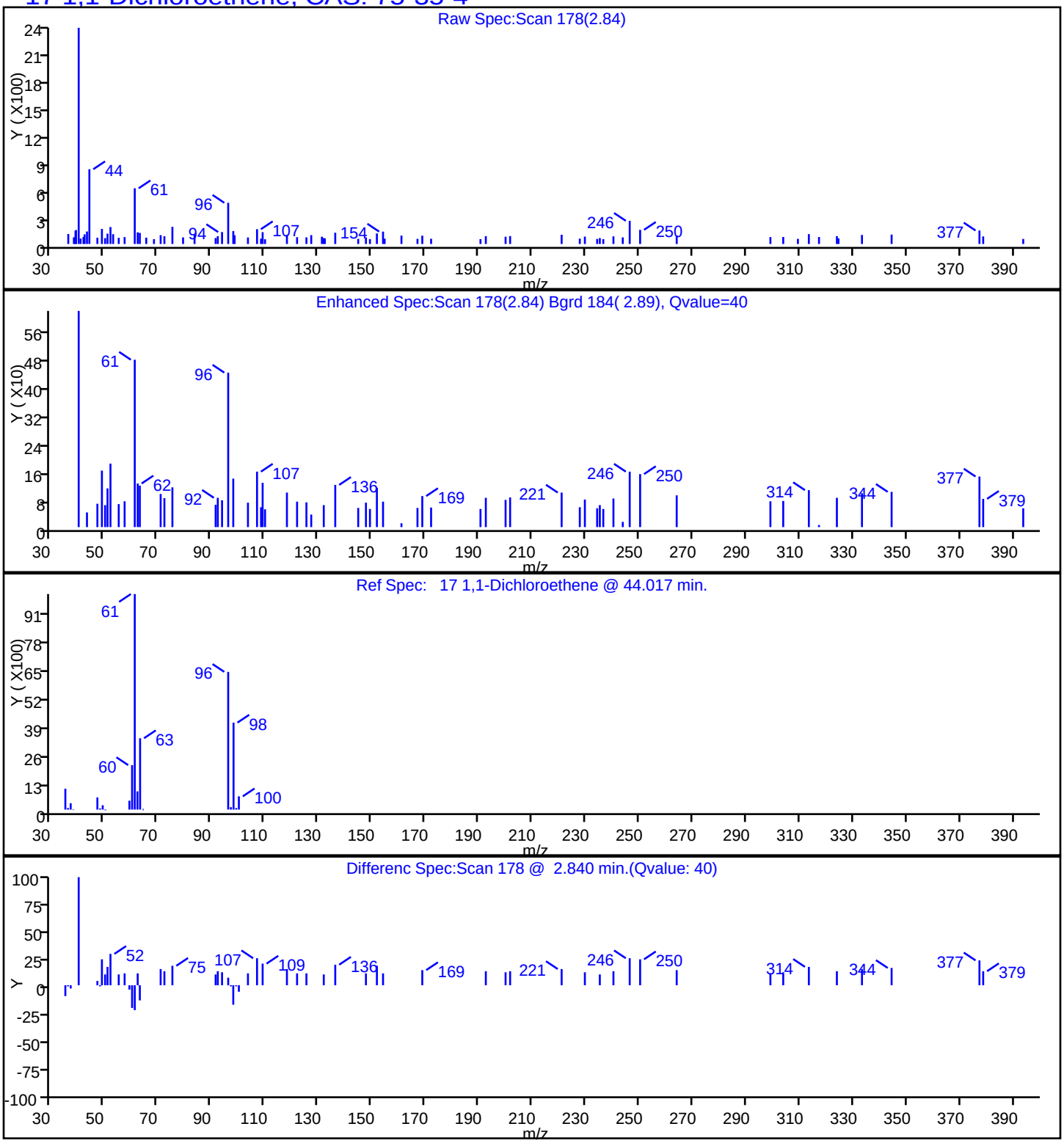

Report Date: 26-Jan-2017 16:06:08 Chrom Revision: 2.2 10-Jan-2017 11:26:10

TestAmerica Edison

Data File:	\\ChromNA\Edison\ChromData\CVOAMS6\20170125-50801.b\F43364.D				
Injection Date:	25-Jan-2017 18:45:30	Instrument ID:	CVOAMS6		
Lims ID:	460-127124-C-2	Lab Sample ID:	460-127124-2		
Client ID:	DW-PPF				
Operator ID:		ALS Bottle#:	32	Worklist Smp#:	33
Purge Vol:	5.000 mL	Dil. Factor:	25.0000		
Method:	8260624W6	Limit Group:	VOA 624 ICAL		
Column:	Rtx-624 (0.25 mm)	Detector	MS SCAN		

55 Benzene, CAS: 71-43-2

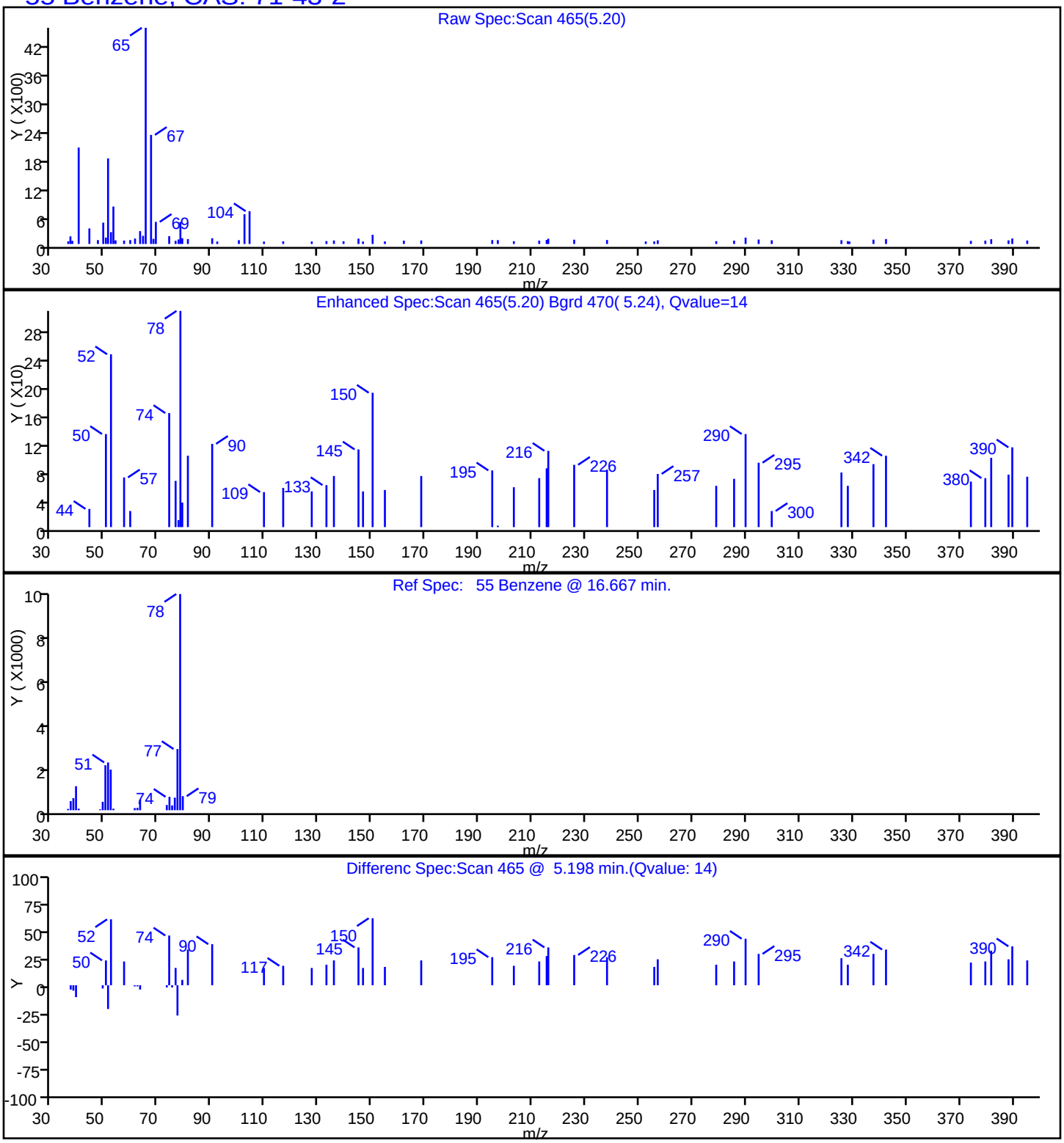

Report Date: 26-Jan-2017 16:06:08 Chrom Revision: 2.2 10-Jan-2017 11:26:10

TestAmerica Edison

Data File:	\\ChromNA\Edison\ChromData\CVOAMS6\20170125-50801.b\F43364.D				
Injection Date:	25-Jan-2017 18:45:30	Instrument ID:	CVOAMS6		
Lims ID:	460-127124-C-2	Lab Sample ID:	460-127124-2		
Client ID:	DW-PPF				
Operator ID:		ALS Bottle#:	32	Worklist Smp#:	33
Purge Vol:	5.000 mL	Dil. Factor:	25.0000		
Method:	8260624W6	Limit Group:	VOA 624 ICAL		
Column:	Rtx-624 (0.25 mm)	Detector	MS SCAN		

40 cis-1,2-Dichloroethene, CAS: 156-59-2

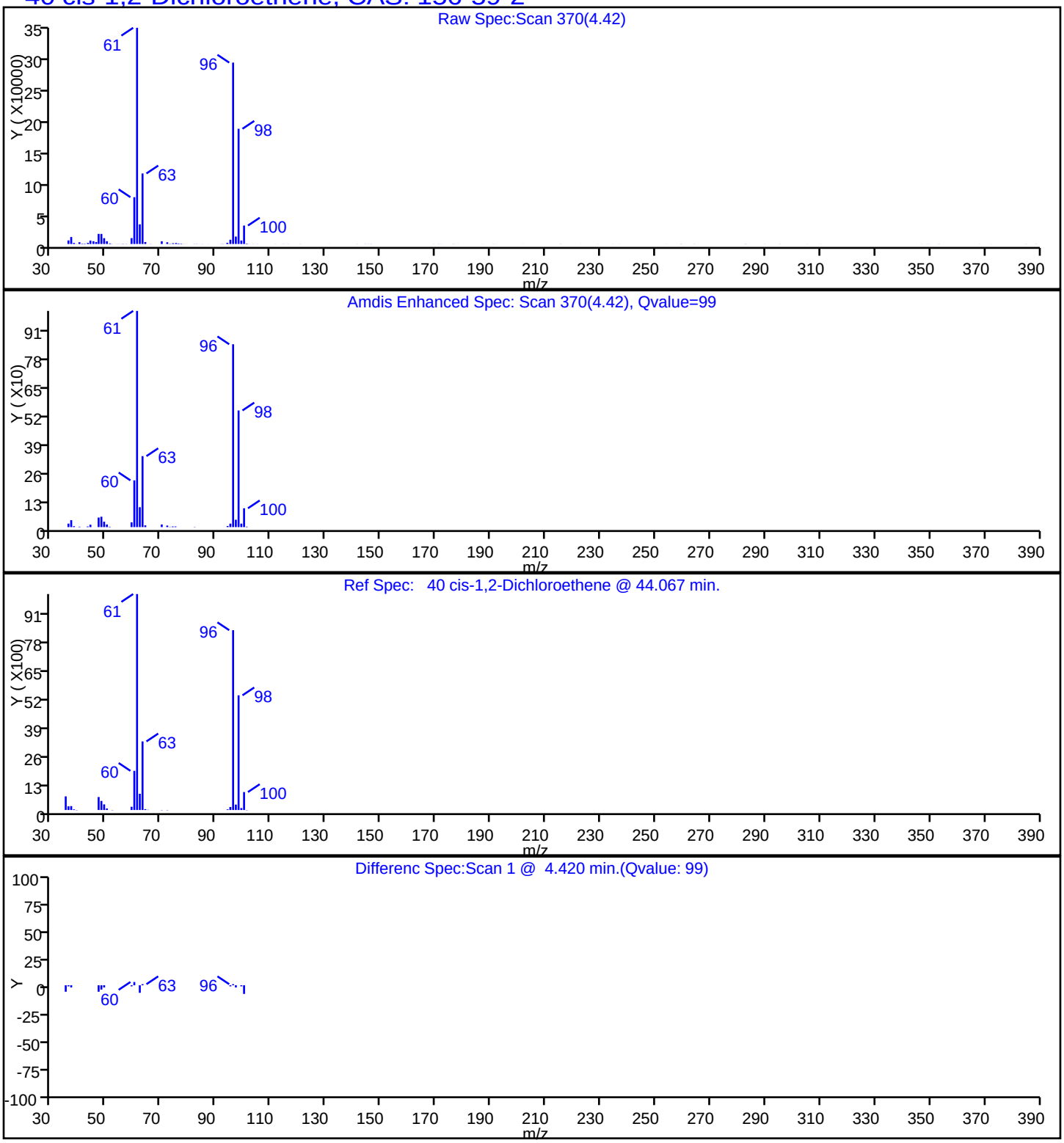

Report Date: 26-Jan-2017 16:06:08 Chrom Revision: 2.2 10-Jan-2017 11:26:10

TestAmerica Edison

Data File:	\\ChromNA\Edison\ChromData\CVOAMS6\20170125-50801.b\F43364.D				
Injection Date:	25-Jan-2017 18:45:30	Instrument ID:	CVOAMS6		
Lims ID:	460-127124-C-2	Lab Sample ID:	460-127124-2		
Client ID:	DW-PPF				
Operator ID:		ALS Bottle#:	32	Worklist Smp#:	33
Purge Vol:	5.000 mL	Dil. Factor:	25.0000		
Method:	8260624W6	Limit Group:	VOA 624 ICAL		
Column:	Rtx-624 (0.25 mm)	Detector	MS SCAN		

83 Tetrachloroethene, CAS: 127-18-4

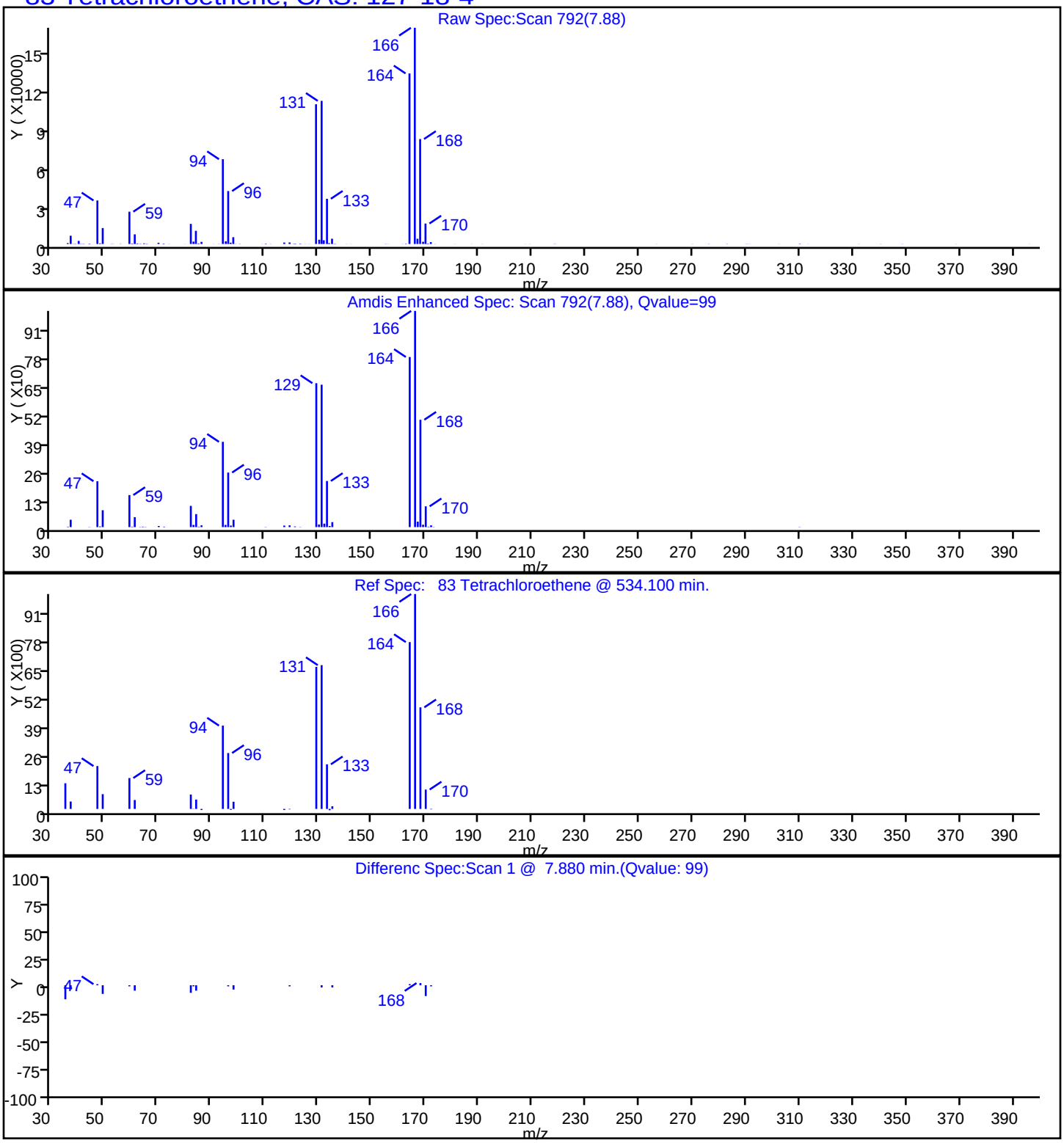

Report Date: 26-Jan-2017 16:06:08 Chrom Revision: 2.2 10-Jan-2017 11:26:10

TestAmerica Edison

Data File:	\\ChromNA\Edison\ChromData\CVOAMS6\20170125-50801.b\F43364.D				
Injection Date:	25-Jan-2017 18:45:30	Instrument ID:	CVOAMS6		
Lims ID:	460-127124-C-2	Lab Sample ID:	460-127124-2		
Client ID:	DW-PPF				
Operator ID:		ALS Bottle#:	32	Worklist Smp#:	33
Purge Vol:	5.000 mL	Dil. Factor:	25.0000		
Method:	8260624W6	Limit Group:	VOA 624 ICAL		
Column:	Rtx-624 (0.25 mm)	Detector	MS SCAN		

79 Toluene, CAS: 108-88-3

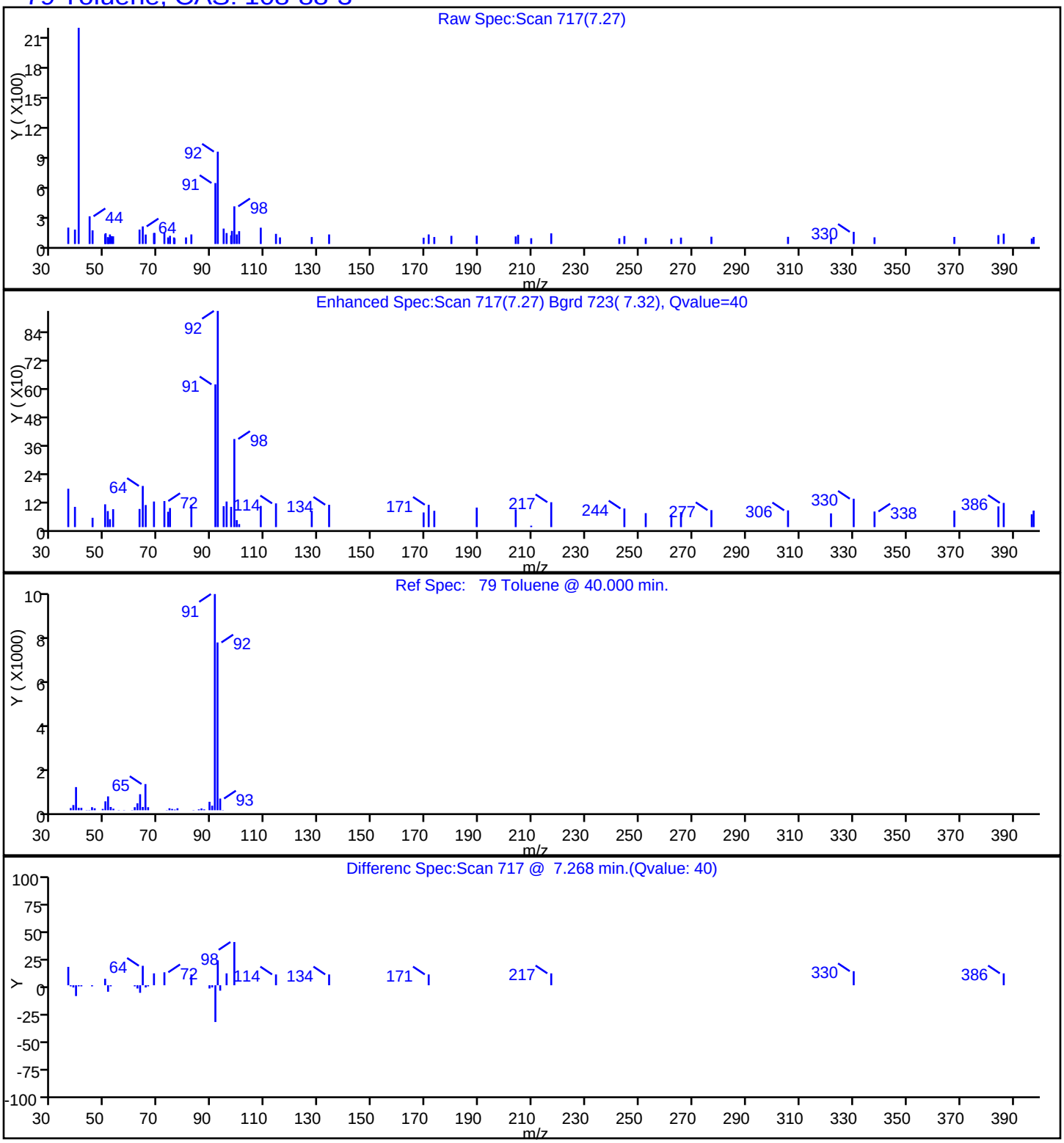

Report Date: 26-Jan-2017 16:06:08 Chrom Revision: 2.2 10-Jan-2017 11:26:10

TestAmerica Edison

Data File:	\\ChromNA\Edison\ChromData\CVOAMS6\20170125-50801.b\F43364.D				
Injection Date:	25-Jan-2017 18:45:30	Instrument ID:	CVOAMS6		
Lims ID:	460-127124-C-2	Lab Sample ID:	460-127124-2		
Client ID:	DW-PPF				
Operator ID:		ALS Bottle#:	32	Worklist Smp#:	33
Purge Vol:	5.000 mL	Dil. Factor:	25.0000		
Method:	8260624W6	Limit Group:	VOA 624 ICAL		
Column:	Rtx-624 (0.25 mm)	Detector	MS SCAN		

29 trans-1,2-Dichloroethene, CAS: 156-60-5

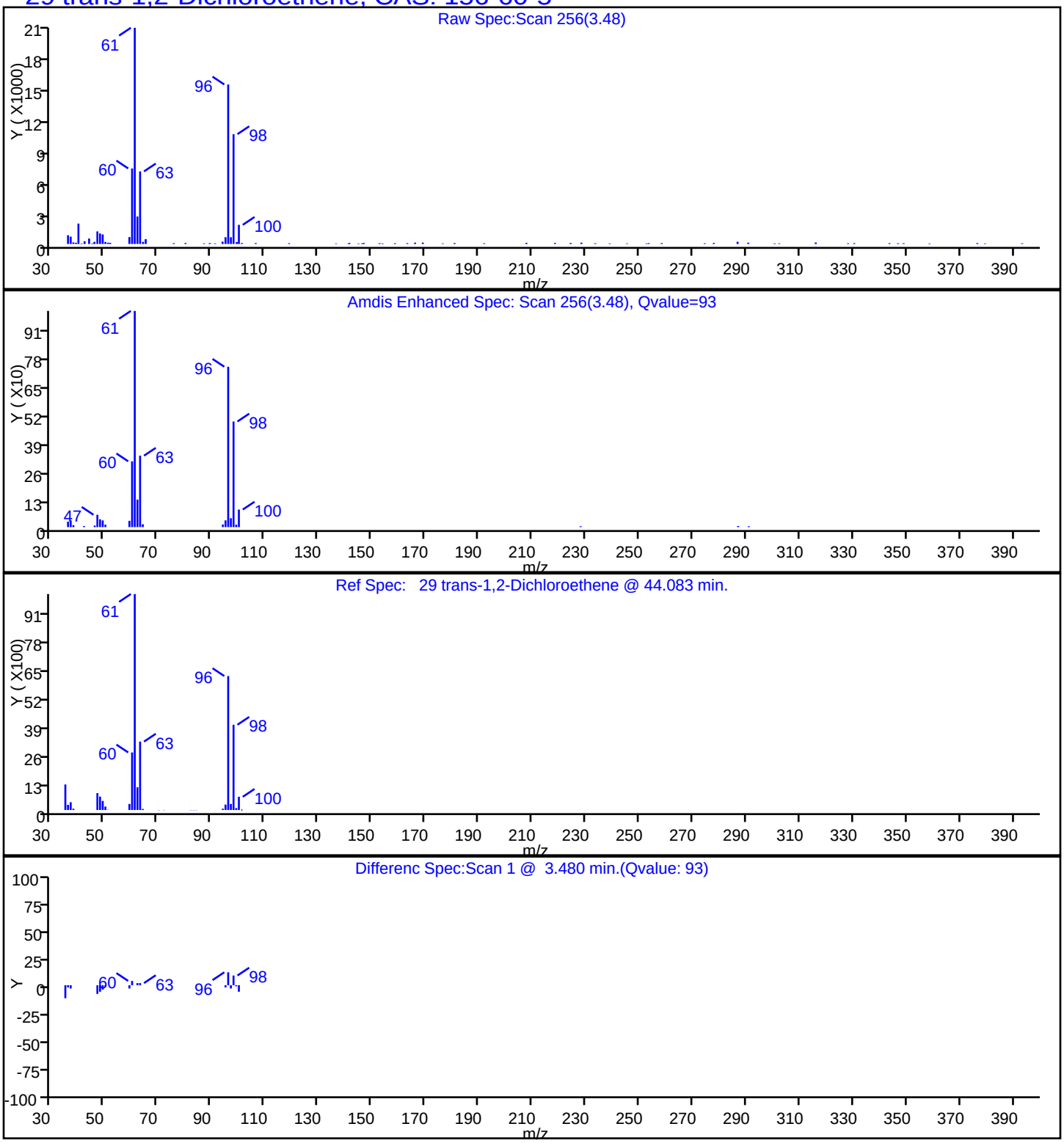

Report Date: 26-Jan-2017 16:06:08 Chrom Revision: 2.2 10-Jan-2017 11:26:10

TestAmerica Edison

Data File:	\\ChromNA\Edison\ChromData\CVOAMS6\20170125-50801.b\F43364.D				
Injection Date:	25-Jan-2017 18:45:30	Instrument ID:	CVOAMS6		
Lims ID:	460-127124-C-2	Lab Sample ID:	460-127124-2		
Client ID:	DW-PPF				
Operator ID:		ALS Bottle#:	32	Worklist Smp#:	33
Purge Vol:	5.000 mL	Dil. Factor:	25.0000		
Method:	8260624W6	Limit Group:	VOA 624 ICAL		
Column:	Rtx-624 (0.25 mm)	Detector	MS SCAN		

63 Trichloroethene, CAS: 79-01-6

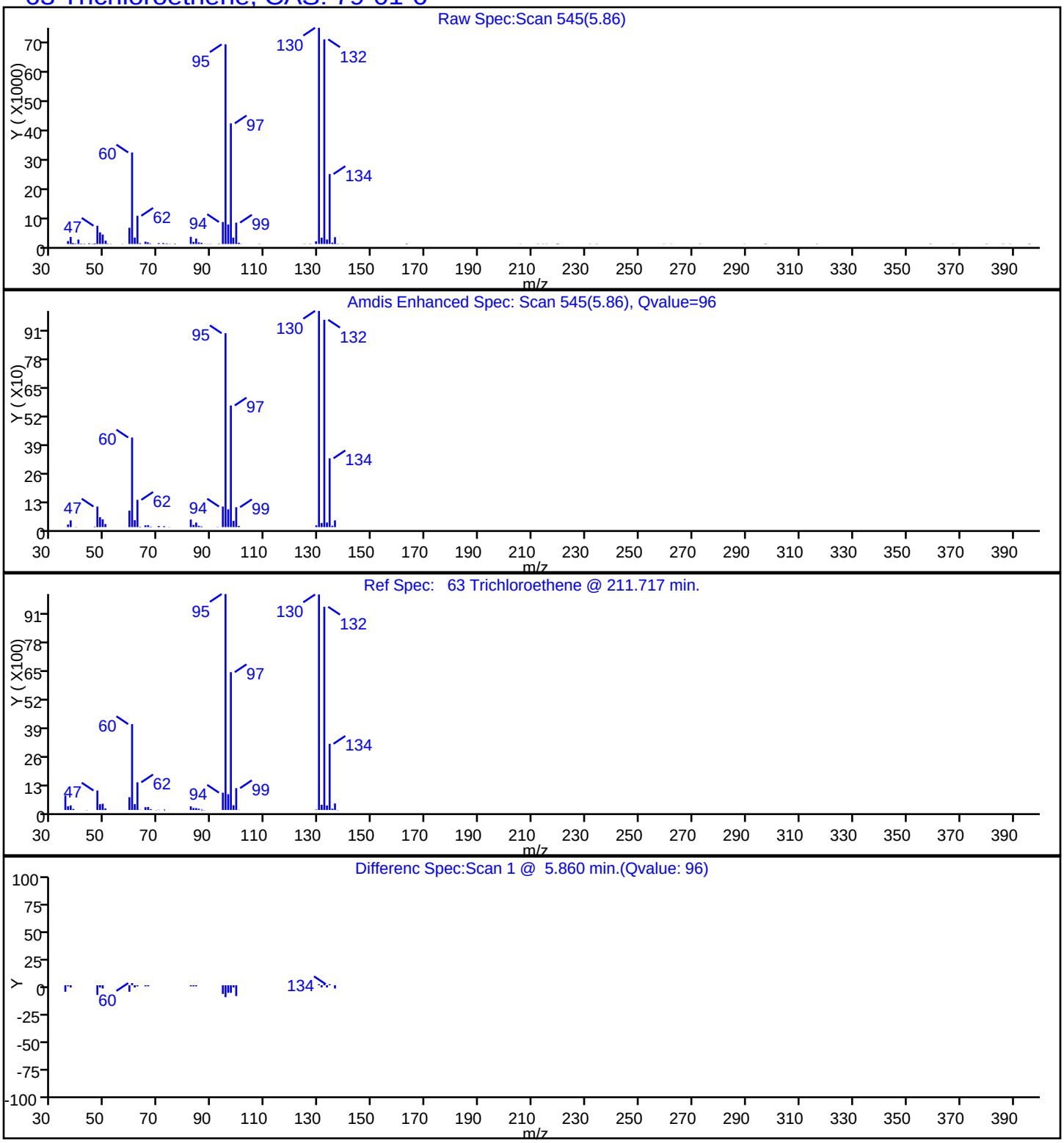

Report Date: 26-Jan-2017 16:06:08 Chrom Revision: 2.2 10-Jan-2017 11:26:10

TestAmerica Edison

Data File:	\\ChromNA\Edison\ChromData\CVOAMS6\20170125-50801.b\F43364.D				
Injection Date:	25-Jan-2017 18:45:30	Instrument ID:	CVOAMS6		
Lims ID:	460-127124-C-2	Lab Sample ID:	460-127124-2		
Client ID:	DW-PPF				
Operator ID:		ALS Bottle#:	32	Worklist Smp#:	33
Purge Vol:	5.000 mL	Dil. Factor:	25.0000		
Method:	8260624W6	Limit Group:	VOA 624 ICAL		
Column:	Rtx-624 (0.25 mm)	Detector	MS SCAN		

4 Vinyl chloride, CAS: 75-01-4

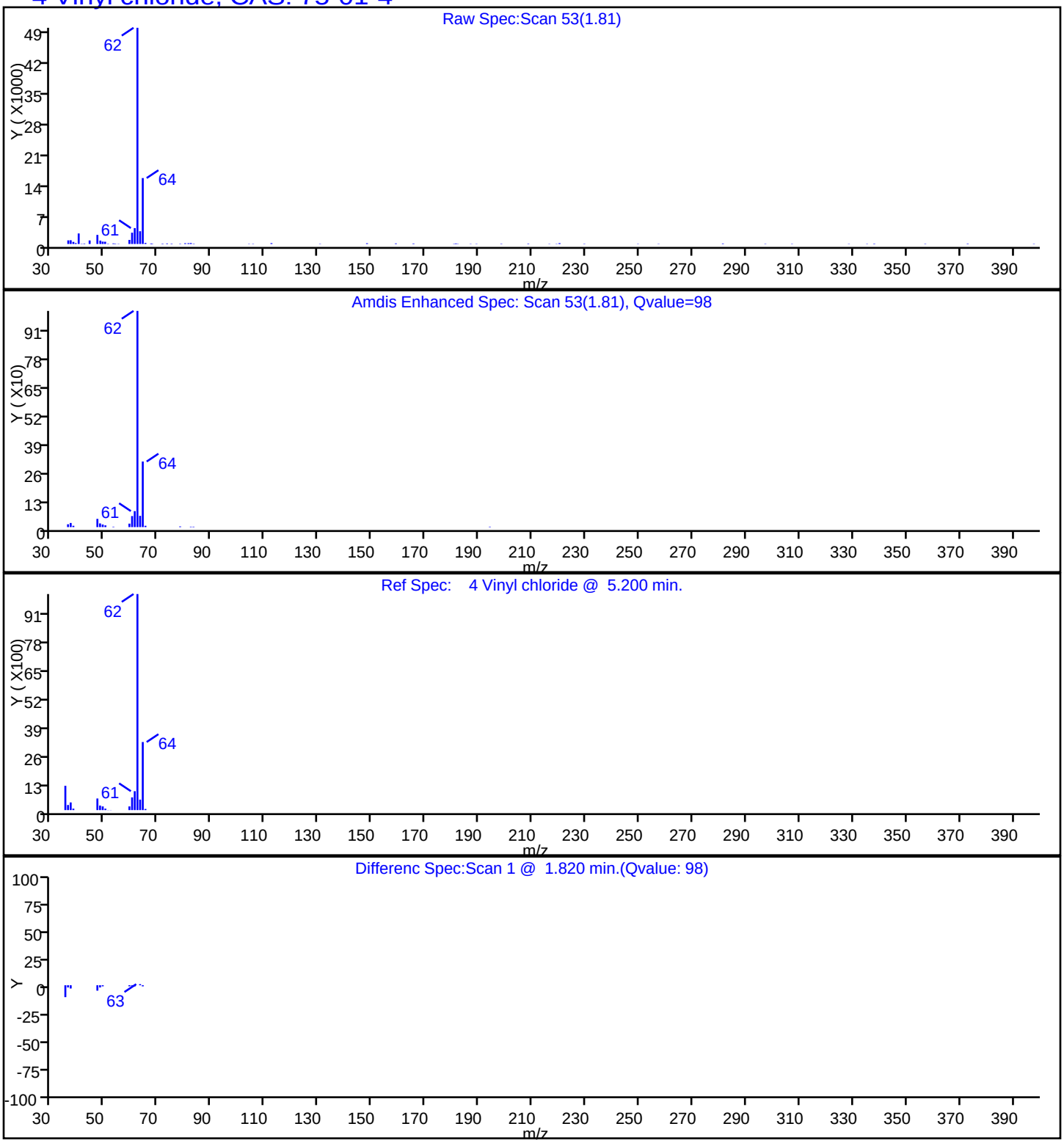

FORM I
GC/MS VOA ORGANICS ANALYSIS DATA SHEET

Lab Name: TestAmerica Edison | Job No.: 460-127124-1
SDG No.:
Client Sample ID: DW-PCF | Lab Sample ID: 460-127124-3
Matrix: Water | Lab File ID: F43314.D
Analysis Method: 624 | Date Collected: 01/20/2017 03:46
Sample wt/vol: 5(mL) | Date Analyzed: 01/24/2017 17:08
Soil Aliquot Vol: | Dilution Factor: 1
Soil Extract Vol.: | GC Column: Rtx-624 ID: 0.25(mm)
% Moisture: | Level: (low/med) Low
Analysis Batch No.: 416150 | Units: ug/L

CAS NO.	COMPOUND NAME	RESULT	Q	RL	MDL
71-55-6	1,1,1-Trichloroethane	1.0	U	1.0	0.28
79-34-5	1,1,2,2-Tetrachloroethane	1.0	U	1.0	0.19
79-00-5	1,1,2-Trichloroethane	1.0	U	1.0	0.080
75-34-3	1,1-Dichloroethane	1.0	U	1.0	0.24
75-35-4	1,1-Dichloroethene	1.0	U	1.0	0.34
87-61-6	1,2,3-Trichlorobenzene	1.0	U	1.0	0.35
120-82-1	1,2,4-Trichlorobenzene	1.0	U	1.0	0.27
96-12-8	1,2-Dibromo-3-Chloropropane	1.0	U	1.0	0.23
106-93-4	1,2-Dibromoethane	1.0	U	1.0	0.19
95-50-1	1,2-Dichlorobenzene	1.0	U	1.0	0.22
107-06-2	1,2-Dichloroethane	1.0	U	1.0	0.25
78-87-5	1,2-Dichloropropane	1.0	U	1.0	0.18
541-73-1	1,3-Dichlorobenzene	1.0	U	1.0	0.33
106-46-7	1,4-Dichlorobenzene	1.0	U	1.0	0.33
78-93-3	2-Butanone	5.0	U	5.0	2.2
591-78-6	2-Hexanone	5.0	U	5.0	0.72
108-10-1	4-Methyl-2-pentanone	5.0	U	5.0	0.63
67-64-1	Acetone	51		5.0	1.1
71-43-2	Benzene	1.0	U	1.0	0.090
75-27-4	Bromodichloromethane	1.0	U	1.0	0.15
75-25-2	Bromoform	1.0	U	1.0	0.18
74-83-9	Bromomethane	1.0	U	1.0	0.18
75-15-0	Carbon disulfide	1.0	U	1.0	0.22
56-23-5	Carbon tetrachloride	1.0	U	1.0	0.33
108-90-7	Chlorobenzene	1.0	U	1.0	0.24
67-66-3	Chloroform	1.0	U	1.0	0.22
74-87-3	Chloromethane	1.0	U	1.0	0.22
156-59-2	cis-1,2-Dichloroethene	1.0	U	1.0	0.26
10061-01-5	cis-1,3-Dichloropropene	1.0	U	1.0	0.16
110-82-7	Cyclohexane	1.0	U	1.0	0.26
124-48-1	Dibromochloromethane	1.0	U	1.0	0.22
75-71-8	Dichlorodifluoromethane	1.0	U	1.0	0.14
75-00-3	Ethyl Chloride	1.0	U	1.0	0.37
100-41-4	Ethylbenzene	1.0	U	1.0	0.30
76-13-1	Freon TF	1.0	U	1.0	0.34
98-82-8	Isopropylbenzene	1.0	U	1.0	0.32

FORM I
GC/MS VOA ORGANICS ANALYSIS DATA SHEET

Lab Name: TestAmerica Edison | Job No.: 460-127124-1
SDG No.:
Client Sample ID: DW-PCF | Lab Sample ID: 460-127124-3
Matrix: Water | Lab File ID: F43314.D
Analysis Method: 624 | Date Collected: 01/20/2017 03:46
Sample wt/vol: 5(mL) | Date Analyzed: 01/24/2017 17:08
Soil Aliquot Vol: | Dilution Factor: 1
Soil Extract Vol.: | GC Column: Rtx-624 ID: 0.25(mm)
% Moisture: | Level: (low/med) Low
Analysis Batch No.: 416150 | Units: ug/L

CAS NO.	COMPOUND NAME	RESULT	Q	RL	MDL
79-20-9	Methyl acetate	5.0	U	5.0	0.58
108-87-2	Methylcyclohexane	1.0	U	1.0	0.22
75-09-2	Methylene Chloride	1.0	U	1.0	0.21
1634-04-4	MTBE	1.0	U	1.0	0.13
179601-23-1	m-Xylene & p-Xylene	1.0	U	1.0	0.28
95-47-6	o-Xylene	1.0	U	1.0	0.32
123-91-1	p-Dioxane	50	U *	50	8.7
100-42-5	Styrene	1.0	U	1.0	0.17
127-18-4	Tetrachloroethene	1.0	U	1.0	0.12
108-88-3	Toluene	1.0	U	1.0	0.25
156-60-5	trans-1,2-Dichloroethene	1.0	U	1.0	0.18
10061-02-6	trans-1,3-Dichloropropene	1.0	U	1.0	0.19
79-01-6	Trichloroethene	1.0	U	1.0	0.22
75-69-4	Trichlorofluoromethane	1.0	U	1.0	0.15
75-01-4	Vinyl chloride	1.0	U	1.0	0.060

CAS NO.	SURROGATE	%REC	Q	LIMITS
17060-07-0	1,2-Dichloroethane-d4 (Surr)	104		48-130
460-00-4	Bromofluorobenzene	94		71-131
1868-53-7	Dibromofluoromethane (Surr)	103		80-120
2037-26-5	Toluene-d8 (Surr)	91		80-120

TestAmerica Edison
Target Compound Quantitation Report

Data File: \\ChromNA\Edison\ChromData\CVOAMS6\20170124-50761.b\F43314.D
Lims ID: 460-127124-A-3
Client ID: DW-PCF
Sample Type: Client
Inject. Date: 24-Jan-2017 17:08:30 ALS Bottle#: 27 Worklist Smp#: 28
Purge Vol: 5.000 mL Dil. Factor: 1.0000
Sample Info: 460-127124-A-3
Misc. Info.: 460-0050761-028
Operator ID: Instrument ID: CVOAMS6

Method: \\ChromNA\Edison\ChromData\CVOAMS6\20170124-50761.b\8260624W6.m
Limit Group: VOA 624 ICAL
Last Update: 25-Jan-2017 06:26:18 Calib Date: 30-Dec-2016 08:23:30
Integrator: RTE ID Type: Deconvolution ID
Quant Method: Internal Standard Quant By: Initial Calibration
Last ICal File: \\ChromNA\Edison\ChromData\CVOAMS6\20161230-50008.b\F42551.D

Column 1 : Rtx-624 (0.25 mm) Det: MS SCAN
Process Host: XAWRK005

First Level Reviewer: moroneyc Date: 25-Jan-2017 06:23:17

Compound	Sig	RT (min.)	Exp RT (min.)	Dlt RT (min.)	Q	Response	OnCol Amt ug/l	Flags
18 Acetone	43	2.922	2.930	-0.008	88	20092	50.7	
* 26 TBA-d9 (IS)	46	3.275	3.283	-0.008	98	41040	1000.0	
* 38 2-Butanone-d5	46	4.384	4.392	-0.008	81	62481	250.0	
$ 51 Dibromofluoromethane (Surr	113	4.861	4.861	0.000	95	64154	51.6	
$ 56 1,2-Dichloroethane-d4 (Sur	65	5.222	5.230	-0.008	96	76529	51.9	
* 61 Fluorobenzene	96	5.502	5.502	0.000	99	214756	50.0	
* 67 1,4-Dioxane-d8	96	6.217	6.208	0.009	90	5055	1000.0	s
$ 78 Toluene-d8 (Surr)	98	7.194	7.194	0.000	97	111617	45.3	
* 89 Chlorobenzene-d5	117	9.002	9.002	0.000	84	121670	50.0	
$ 100 4-Bromofluorobenzene	174	10.194	10.193	0.001	95	46335	47.0	
* 116 1,4-Dichlorobenzene-d4	152	11.048	11.056	-0.008	95	114977	50.0	

QC Flag Legend

Processing Flags
s - Failed ISTD Recovery Test

Reagents:

8260ISNEW_00099 Amount Added: 1.00 Units: uL Run Reagent
8260SURR250_00149 Amount Added: 1.00 Units: uL Run Reagent

Report Date: 25-Jan-2017 06:26:56 Chrom Revision: 2.2 10-Jan-2017 11:26:10

TestAmerica Edison

Data File:	\\ChromNA\Edison\ChromData\CVOAMS6\20170124-50761.b\F43314.D				
Injection Date:	24-Jan-2017 17:08:30	Instrument ID:	CVOAMS6	Operator ID:	
Lims ID:	460-127124-A-3	Lab Sample ID:	460-127124-3	Worklist Smp#:	28
Client ID:	DW-PCF				
Purge Vol:	5.000 mL	Dil. Factor:	1.0000	ALS Bottle#:	27
Method:	8260624W6	Limit Group:	VOA 624 ICAL		
Column: Rtx-624 (0.25 mm)					

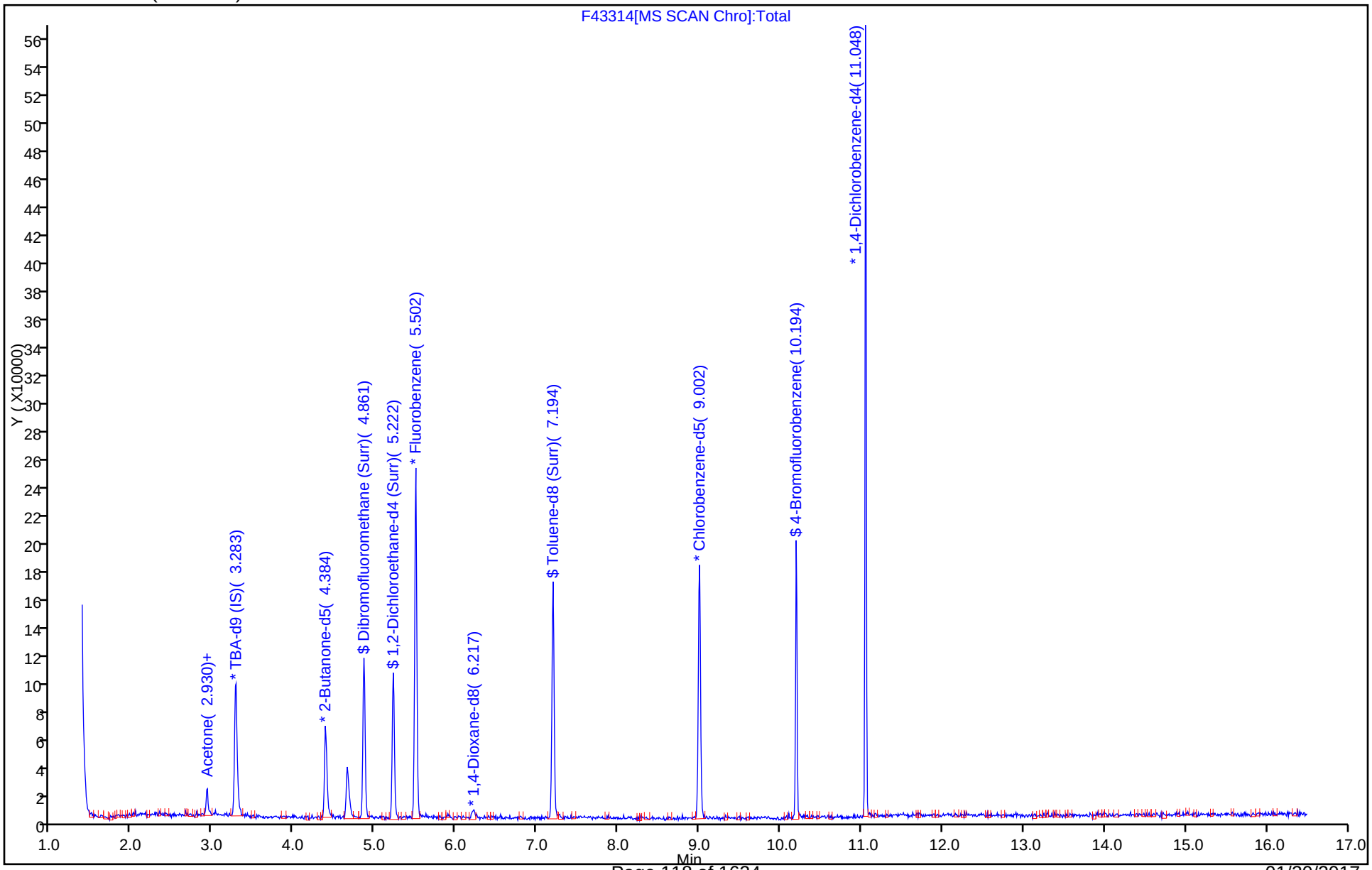

Report Date: 25-Jan-2017 06:26:56 Chrom Revision: 2.2 10-Jan-2017 11:26:10

TestAmerica Edison

Data File:	\\ChromNA\Edison\ChromData\CVOAMS6\20170124-50761.b\F43314.D				
Injection Date:	24-Jan-2017 17:08:30	Instrument ID:	CVOAMS6		
Lims ID:	460-127124-A-3	Lab Sample ID:	460-127124-3		
Client ID:	DW-PCF				
Operator ID:		ALS Bottle#:	27	Worklist Smp#:	28
Purge Vol:	5.000 mL	Dil. Factor:	1.0000		
Method:	8260624W6	Limit Group:	VOA 624 ICAL		
Column:	Rtx-624 (0.25 mm)	Detector	MS SCAN		

18 Acetone, CAS: 67-64-1

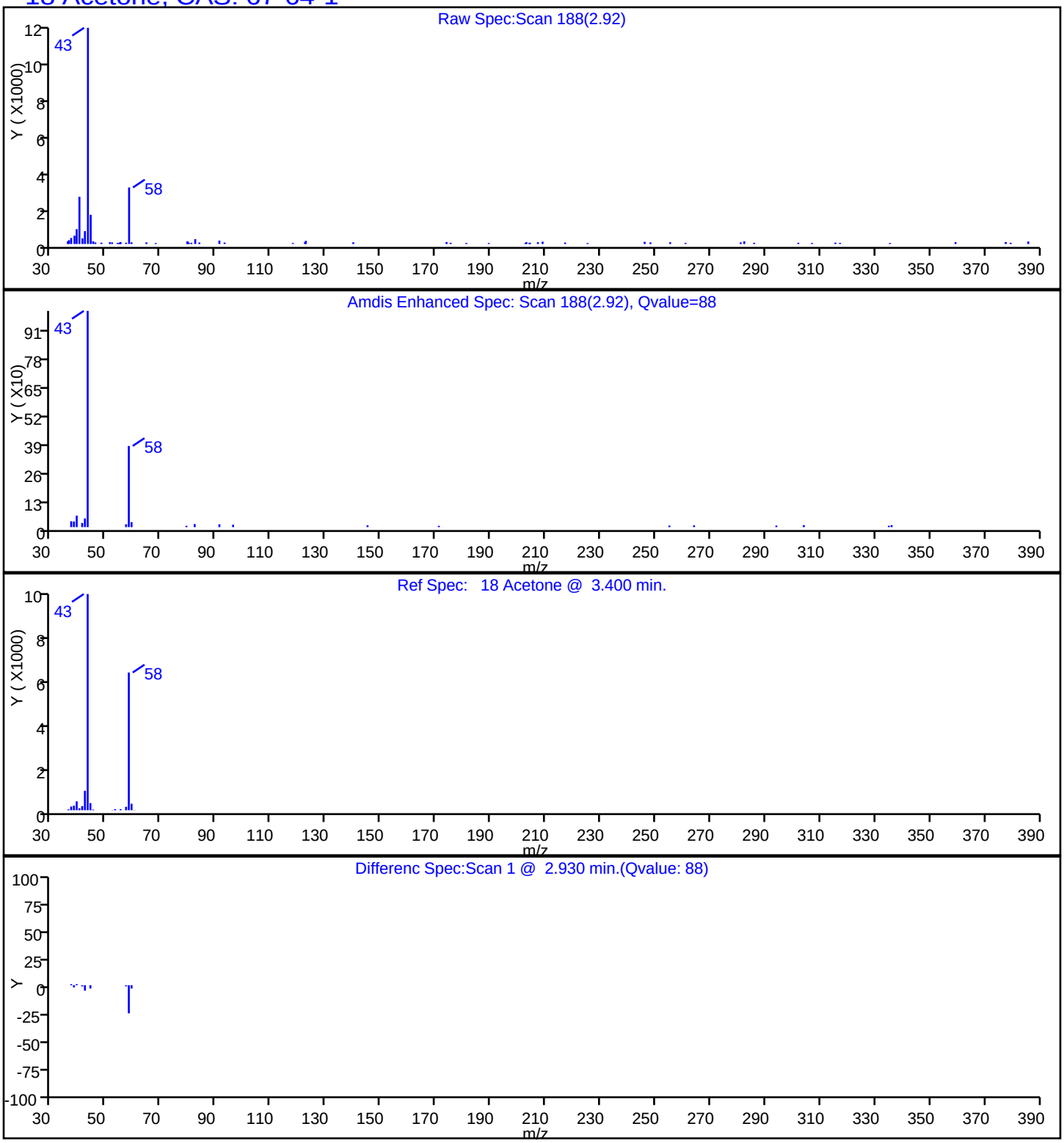

FORM VI
GC/MS VOA BY INTERNAL STANDARD - INITIAL CALIBRATION DATA
CURVE EVALUATION

Lab Name: TestAmerica Edison Job No.: 460-127124-1 Analy Batch No.: 412559

SDG No.:

Instrument ID: CVOAMS6 GC Column: Rtx-624 ID: 0.25(mm) Heated Purge: (Y/N) N

Calibration Start Date: 12/30/2016 05:38 Calibration End Date: 12/30/2016 08:23 Calibration ID: 60177

Calibration Files:

LEVEL:	LAB SAMPLE ID:	LAB FILE ID:
Level 1	STD7 460-412559/3	F42544.D
Level 2	STD1 460-412559/5	F42546.D
Level 3	STD5 460-412559/6	F42547.D
Level 4	STD20 460-412559/7	F42548.D
Level 5	STD50 460-412559/8	F42549.D
Level 6	STD200 460-412559/9	F42550.D
Level 7	STD500 460-412559/10	F42551.D

ANALYTE	RRF					CURVE TYPE	COEFFICIENT			#	MIN RRF	%RSD	#	MAX %RSD	R^2 OR COD	#	MIN R^2 OR COD
	LVL 1 LVL 6	LVL 2 LVL 7	LVL 3	LVL 4	LVL 5		B	M1	M2								
Dichlorodifluoromethane	+++++ 0.3315	0.4686 0.3266	0.3044	0.3702	0.4382	Ave		0.3733				17.8		35.0			
Chloromethane	+++++ 0.2468	0.4022 0.2636	0.2664	0.2679	0.3199	Ave		0.2945				19.8		35.0			
Vinyl chloride	+++++ 0.2980	0.3869 0.3053	0.2773	0.3095	0.3724	Ave		0.3249				13.6		35.0			
Butadiene	+++++ 0.3241	0.4756 0.3331	0.3507	0.3723	0.4323	Ave		0.3814				15.8		35.0			
Bromomethane	+++++ 0.2226	0.3701 0.2168	0.3318	0.2880	0.3121	Ave		0.2902				21.0		35.0			
Ethyl Chloride	+++++ 0.1939	0.2837 0.1999	0.2449	0.2274	0.2634	Ave		0.2355				15.0		35.0			
Trichlorofluoromethane	+++++ 0.4542	0.5777 0.4129	0.5363	0.5129	0.6250	Ave		0.5199				15.0		35.0			
n-Pentane	+++++ 0.0535	0.0641 0.0513	0.0578	0.0583	0.0633	Ave		0.0580				8.8		35.0			
Ethanol	+++++ 0.1338	0.3874 0.1571	0.1969	0.1303	0.1344	LinF		0.1537							0.9960		0.9900
Ethyl ether	+++++ 0.2163	0.3368 0.2148	0.2928	0.2537	0.2596	Ave		0.2623				17.8		35.0			
Isoprene	+++++ 0.2602	0.3056 0.2604	0.2392	0.2452	0.2977	Ave		0.2681				10.2		35.0			
Acrolein	+++++ 6.0992	9.0033 6.1898	5.4192	5.4548	5.1732	Ave		6.2233				22.8		35.0			
Freon TF	+++++ 0.2790	0.2159 0.2592	0.3529	0.3594	0.3233	Ave		0.2983				19.0		35.0			
1,1-Dichloroethene	+++++ 0.2990	0.4631 0.2889	0.3565	0.3699	0.3755	Ave		0.3588				17.5		35.0			

Note: The m1 coefficient is the same as Ave RRF for an Ave curve type.

FORM VI
GC/MS VOA BY INTERNAL STANDARD - INITIAL CALIBRATION DATA
CURVE EVALUATION

Lab Name: TestAmerica Edison Job No.: 460-127124-1 Analy Batch No.: 412559

SDG No.:

Instrument ID: CVOAMS6 GC Column: Rtx-624 ID: 0.25(mm) Heated Purge: (Y/N) N

Calibration Start Date: 12/30/2016 05:38 Calibration End Date: 12/30/2016 08:23 Calibration ID: 60177

ANALYTE	RRF					CURVE TYPE	COEFFICIENT			#	MIN RRF	%RSD	#	MAX %RSD	R^2 OR COD	#	MIN R^2 OR COD
	LVL 1 LVL 6	LVL 2 LVL 7	LVL 3	LVL 4	LVL 5		B	M1	M2								
Acetone	+++++ 1.1893	1.9900 1.0990	1.6559	1.8142	1.7748	Ave		1.5872				22.7		35.0			
Iodomethane	+++++ 0.5593	0.8163 0.5071	0.7529	0.7392	0.7336	Ave		0.6847				17.8		35.0			
Isopropanol	+++++ 2.0684	3.8093 2.3671	2.4829	2.1639	2.1993	Ave		2.5151				25.9		35.0			
Carbon disulfide	+++++ 0.8143	0.9035 0.8187	0.9193	0.9144	0.9867	Ave		0.8928				7.4		35.0			
Allyl chloride	+++++ 0.4538	0.5822 0.5003	0.5441	0.5138	0.5479	Ave		0.5237				8.5		35.0			
Methyl acetate	+++++ 0.1452	0.1996 0.1506	0.1749	0.1765	0.1717	Ave		0.1697				11.6		35.0			
Acetonitrile	+++++ 0.0227	0.0247 0.0248	0.0294	0.0238	0.0250	Ave		0.0251				9.1		35.0			
Methylene Chloride	+++++ 0.2935	0.3979 0.2992	0.4237	0.3737	0.3918	Ave		0.3633				14.9		35.0			
TBA	+++++ 3.4776	3.9158 4.1003	4.5056	3.7986	3.9040	Ave		3.9503				8.6		35.0			
MTBE	+++++ 0.8267	0.9877 0.8504	0.9809	0.9688	0.9982	Ave		0.9355				8.1		35.0			
trans-1,2-Dichloroethene	+++++ 0.3356	0.3787 0.3386	0.4014	0.4126	0.4080	Ave		0.3792				9.1		35.0			
Acrylonitrile	0.1572 0.0829	0.0977 0.0841	0.0899	0.0969	0.0962	Ave		0.1007				25.5		35.0			
Hexane	+++++ 0.1566	0.1209 0.1664	0.1738	0.1878	0.1467	Ave		0.1587				14.7		35.0			
DIPE	+++++ 0.5665	0.5656 0.6190	0.5222	0.5616	0.6273	Ave		0.5770				6.8		35.0			
1,1-Dichloroethane	+++++ 0.5076	0.6539 0.5207	0.6774	0.6261	0.6079	Ave		0.5989				11.7		35.0			
Vinyl acetate	+++++ 7.0651	7.4563 7.9996	7.2132	5.9342	6.9408	Ave		7.1015				9.6		35.0			
2,2-Dichloropropane	+++++ 0.0841	0.1696 0.0803	0.1059	0.1071	0.0966	Ave		0.1073				30.3		35.0			
cis-1,2-Dichloroethene	+++++ 0.3505	0.5381 0.3599	0.4005	0.4300	0.4426	Ave		0.4203				16.3		35.0			
2-Butanone	+++++ 0.3980	0.4815 0.4113	0.3914	0.5309	0.5050	Ave		0.4530				13.3		35.0			
Ethyl acetate	+++++ 0.3271	0.6245 0.3412	0.3779	0.4881	0.4087	Ave		0.4279				26.2		35.0			

Note: The m1 coefficient is the same as Ave RRF for an Ave curve type.

FORM VI
GC/MS VOA BY INTERNAL STANDARD - INITIAL CALIBRATION DATA
CURVE EVALUATION

Lab Name: TestAmerica Edison Job No.: 460-127124-1 Analy Batch No.: 412559

SDG No.:

Instrument ID: CVOAMS6 GC Column: Rtx-624 ID: 0.25(mm) Heated Purge: (Y/N) N

Calibration Start Date: 12/30/2016 05:38 Calibration End Date: 12/30/2016 08:23 Calibration ID: 60177

ANALYTE	RRF					CURVE TYPE	COEFFICIENT			#	MIN RRF	%RSD	#	MAX %RSD	R^2 OR COD	#	MIN R^2 OR COD
	LVL 1 LVL 6	LVL 2 LVL 7	LVL 3	LVL 4	LVL 5		B	M1	M2								
Bromochloromethane	+++++ 0.1780	0.2835 0.1722	0.1975	0.2223	0.2223	Ave		0.2126				19.1		35.0			
Tetrahydrofuran	+++++ 1.1108	1.9343 1.1357	0.6950	1.2541	1.2937	Ave		1.2373				32.5		35.0			
Chloroform	+++++ 0.5577	0.8639 0.5286	0.7279	0.6709	0.6885	Ave		0.6729				18.1		35.0			
Cyclohexane	+++++ 0.3833	0.2359 0.3895	0.3377	0.4317	0.3781	Ave		0.3593				18.8		35.0			
1,1,1-Trichloroethane	+++++ 0.4719	0.5840 0.4202	0.6325	0.5737	0.5461	Ave		0.5381				14.5		35.0			
Carbon tetrachloride	+++++ 0.4206	0.5438 0.3775	0.4999	0.5080	0.4897	Ave		0.4732				13.1		35.0			
1,1-Dichloropropene	+++++ 0.3783	0.3575 0.3832	0.3847	0.3994	0.3779	Ave		0.3802				3.6		35.0			
Benzene	+++++ 1.2664	1.7395 1.2747	1.7668	1.6651	1.5473	Ave		1.5433				14.6		35.0			
Isopropyl acetate	+++++ 0.5386	0.4890 0.5614	0.4268	0.5418	0.5361	Ave		0.5156				9.6		35.0			
1,2-Dichloroethane	+++++ 0.4308	0.5150 0.4120	0.5058	0.5127	0.4981	Ave		0.4791				9.5		35.0			
n-Heptane	+++++ 0.1326	0.1371 0.1331	0.1114	0.1404	0.1181	Ave		0.1288				8.9		35.0			
n-Butanol	+++++ 0.8242	0.5093 1.0433	0.7027	0.6123	0.6755	Ave		0.7279				25.6		35.0			
Trichloroethene	+++++ 0.2809	0.2905 0.2790	0.2692	0.2994	0.2895	Ave		0.2848				3.7		35.0			
Ethyl acrylate	+++++ 0.4717	0.2696 0.4935	0.3770	0.4473	0.4471	Ave		0.4177				19.7		35.0			
Methylcyclohexane	+++++ 0.4649	0.3199 0.4396	0.3894	0.5057	0.4557	Ave		0.4292				15.3		35.0			
1,2-Dichloropropane	+++++ 0.2075	0.2406 0.2222	0.2105	0.2048	0.2118	Ave		0.2162				6.2		35.0			
Methyl methacrylate	+++++ 0.0553	0.0558 0.0604	0.0513	0.0414	0.0476	Ave		0.0520				13.0		35.0			
p-Dioxane	+++++ 1.0401	1.8498 0.9106	1.6895	1.2120	1.1178	Ave		1.3033				29.0		35.0			
Propyl acetate	+++++ 0.1834	0.1642 0.2198	0.1263	0.1462	0.1519	Ave		0.1653				19.8		35.0			
Dibromomethane	+++++ 0.1721	0.2223 0.1623	0.1830	0.1856	0.1926	Ave		0.1863				11.1		35.0			

Note: The m1 coefficient is the same as Ave RRF for an Ave curve type.

FORM VI
GC/MS VOA BY INTERNAL STANDARD - INITIAL CALIBRATION DATA
CURVE EVALUATION

Lab Name: TestAmerica Edison Job No.: 460-127124-1 Analy Batch No.: 412559

SDG No.:

Instrument ID: CVOAMS6 GC Column: Rtx-624 ID: 0.25(mm) Heated Purge: (Y/N) N

Calibration Start Date: 12/30/2016 05:38 Calibration End Date: 12/30/2016 08:23 Calibration ID: 60177

ANALYTE	RRF					CURVE TYPE	COEFFICIENT			#	MIN RRF	%RSD	#	MAX %RSD	R^2 OR COD	#	MIN R^2 OR COD
	LVL 1 LVL 6	LVL 2 LVL 7	LVL 3	LVL 4	LVL 5		B	M1	M2								
Bromodichloromethane	+++++ 0.3518	0.3397 0.3506	0.3247	0.3448	0.3621	Ave		0.3456				3.7		35.0			
2-Chloroethyl vinyl ether	+++++ 0.1002	0.0803 0.1215	0.0591	0.0651	0.0781	Ave		0.0841				27.6		35.0			
Epichlorohydrin	0.2081 0.2639	0.2611 0.2596	0.2588	0.2928	0.3013	Ave		0.2636				11.4		35.0			
cis-1,3-Dichloropropene	+++++ 0.4836	0.5268 0.5209	0.4229	0.4413	0.4990	Ave		0.4824				8.8		35.0			
4-Methyl-2-pentanone	+++++ 2.3748	1.8612 2.3939	1.8610	2.3923	2.6446	Ave		2.2547				14.2		35.0			
Toluene	+++++ 1.1728	1.3831 1.1742	1.2747	1.2180	1.2385	Ave		1.2436				6.3		35.0			
trans-1,3-Dichloropropene	+++++ 0.4080	0.4246 0.4481	0.3998	0.3643	0.4031	Ave		0.4080				6.8		35.0			
1,1,2-Trichloroethane	+++++ 0.2035	0.3215 0.2136	0.2198	0.2163	0.2183	Ave		0.2322				19.0		35.0			
Tetrachloroethene	+++++ 0.3780	0.4132 0.3604	0.4095	0.4374	0.4168	Ave		0.4025				7.0		35.0			
1,3-Dichloropropane	+++++ 0.4088	0.4545 0.4363	0.4113	0.3931	0.4133	Ave		0.4195				5.2		35.0			
2-Hexanone	+++++ 1.3057	0.8308 1.4566	0.8739	1.1866	1.2716	Ave		1.1542				21.7		35.0			
Butyl acetate	+++++ 0.2285	0.2654 0.2952	0.1425	0.1889	0.2044	Ave		0.2208				24.8		35.0			
Dibromochloromethane	+++++ 0.3347	0.3383 0.3436	0.3187	0.3344	0.3499	Ave		0.3366				3.1		35.0			
1,2-Dibromoethane	+++++ 0.2668	0.2835 0.2820	0.2783	0.2798	0.2884	Ave		0.2798				2.6		35.0			
Chlorobenzene	+++++ 0.9264	1.4026 0.9142	1.0430	0.9918	1.0194	Ave		1.0495				17.2		35.0			
Ethylbenzene	+++++ 0.5100	0.5765 0.5093	0.4520	0.4825	0.5233	Ave		0.5089				8.2		35.0			
1,1,1,2-Tetrachloroethane	+++++ 0.3704	0.4535 0.3517	0.4130	0.4317	0.4338	Ave		0.4090				9.7		35.0			
m-Xylene & p-Xylene	+++++ 0.6420	0.5153 0.6489	0.5344	0.6741	0.6711	Ave		0.6143				11.5		35.0			
n-Butyl acrylate	+++++ 0.1799	0.1266 0.2116	0.1120	0.1148	0.1672	Ave		0.1520				26.6		35.0			
o-Xylene	+++++ 0.7005	0.5637 0.6675	0.6499	0.7731	0.8042	Ave		0.6931				12.6		35.0			

Note: The m1 coefficient is the same as Ave RRF for an Ave curve type.

FORM VI
GC/MS VOA BY INTERNAL STANDARD - INITIAL CALIBRATION DATA
CURVE EVALUATION

Lab Name: TestAmerica Edison Job No.: 460-127124-1 Analy Batch No.: 412559

SDG No.:

Instrument ID: CVOAMS6 GC Column: Rtx-624 ID: 0.25(mm) Heated Purge: (Y/N) N

Calibration Start Date: 12/30/2016 05:38 Calibration End Date: 12/30/2016 08:23 Calibration ID: 60177

ANALYTE	RRF					CURVE TYPE	COEFFICIENT			#	MIN RRF	%RSD	#	MAX %RSD	R^2 OR COD	#	MIN R^2 OR COD
	LVL 1 LVL 6	LVL 2 LVL 7	LVL 3	LVL 4	LVL 5		B	M1	M2								
Styrene	+++++ 1.0623	0.7579 1.0399	0.8721	1.1055	1.1543	Ave		0.9987				15.2		35.0			
Amyl acetate	+++++ 0.5720	0.3204 0.7692	0.3484	0.3676	0.4720	QuaF		0.4382	0.0006621						1.0000		0.9900
Bromoform	+++++ 0.2361	0.3138 0.2396	0.2255	0.2151	0.2498	Ave		0.2466				14.2		35.0			
Isopropylbenzene	+++++ 1.6300	1.3804 1.4372	1.5507	1.8612	1.8173	Ave		1.6128				12.2		35.0			
Bromobenzene	+++++ 0.7013	0.6666 0.7681	0.6736	0.6982	0.7420	Ave		0.7083				5.6		35.0			
1,1,2,2-Tetrachloroethane	+++++ 0.5688	0.4933 0.6582	0.5626	0.5417	0.5874	Ave		0.5687				9.6		35.0			
N-Propylbenzene	+++++ 2.5847	2.1046 2.6303	1.9906	2.3485	2.4114	Ave		2.3450				10.9		35.0			
1,2,3-Trichloropropane	+++++ 0.1943	0.2187 0.2117	0.2090	0.2115	0.2156	Ave		0.2101				4.0		35.0			
2-Chlorotoluene	+++++ 1.9448	1.6546 2.0253	1.8361	1.9465	1.9810	Ave		1.8980				7.1		35.0			
1,3,5-Trimethylbenzene	+++++ 2.1354	1.3632 2.1310	1.8739	2.1155	2.1468	Ave		1.9609				15.8		35.0			
4-Chlorotoluene	+++++ 1.7477	1.4763 1.8527	1.5498	1.7438	1.8037	Ave		1.6957				8.8		35.0			
Butyl Methacrylate	+++++ 0.7286	0.3165 0.8324	0.4101	0.5160	0.6292	Ave		0.5721				34.1		35.0			
tert-Butylbenzene	+++++ 1.9882	1.1033 1.9625	1.6212	2.0110	2.0123	Ave		1.7831				20.5		35.0			
1,2,4-Trimethylbenzene	+++++ 2.2221	1.3109 2.1381	1.9223	2.2693	2.4100	Ave		2.0455				19.3		35.0			
sec-Butylbenzene	+++++ 2.6694	1.5271 2.4875	2.3827	2.7601	2.7410	Ave		2.4280				19.2		35.0			
p-Isopropyltoluene	+++++ 2.4348	1.6517 2.2332	2.1099	2.5318	2.5493	Ave		2.2518				15.1		35.0			
1,3-Dichlorobenzene	+++++ 1.3783	1.2322 1.3601	1.6011	1.5911	1.6005	Ave		1.4606				10.8		35.0			
1,4-Dichlorobenzene	+++++ 1.3966	1.6481 1.3929	1.6058	1.6473	1.6072	Ave		1.5496				7.8		35.0			
Benzyl chloride	+++++ 1.3343	1.0192 1.3982	0.9929	1.1319	1.3030	Ave		1.1966				14.4		35.0			
n-Butylbenzene	+++++ 1.2070	1.0668 1.1961	1.1512	1.3341	1.2767	Ave		1.2053				7.8		35.0			

Note: The m1 coefficient is the same as Ave RRF for an Ave curve type.

FORM VI
GC/MS VOA BY INTERNAL STANDARD - INITIAL CALIBRATION DATA
CURVE EVALUATION

Lab Name: TestAmerica Edison Job No.: 460-127124-1 Analy Batch No.: 412559

SDG No.:

Instrument ID: CVOAMS6 GC Column: Rtx-624 ID: 0.25(mm) Heated Purge: (Y/N) N

Calibration Start Date: 12/30/2016 05:38 Calibration End Date: 12/30/2016 08:23 Calibration ID: 60177

ANALYTE	RRF					CURVE TYPE	COEFFICIENT			#	MIN RRF	%RSD	#	MAX %RSD	R^2 OR COD	#	MIN R^2 OR COD
	LVL 1 LVL 6	LVL 2 LVL 7	LVL 3	LVL 4	LVL 5		B	M1	M2								
1,2-Dichlorobenzene	+++++ 1.3636	1.3331 1.3526	1.6512	1.6922	1.6154	Ave		1.5014				11.2		35.0			
1,2-Dibromo-3-Chloropropane	+++++ 0.1344	0.1106 0.1504	0.1445	0.1223	0.1425	Ave		0.1341				11.2		35.0			
1,2,4-Trichlorobenzene	+++++ 0.9877	0.8835 0.9974	1.0313	1.0838	1.1326	Ave		1.0194				8.4		35.0			
Hexachlorobutadiene	+++++ 0.3733	0.4045 0.3787	0.4375	0.4495	0.4102	Ave		0.4089				7.5		35.0			
Naphthalene	+++++ 2.2518	1.5443 2.2195	1.6191	2.3131	2.4827	Ave		2.0718				18.9		35.0			
1,2,3-Trichlorobenzene	+++++ 0.9144	0.9107 0.9144	0.9407	1.0244	1.0286	Ave		0.9555				5.9		35.0			
Dibromofluoromethane (Surr)	0.3127 0.2712	0.3085 0.2458	0.2921	0.3016	0.2949	Ave		0.2895				8.1		35.0			
1,2-Dichloroethane-d4 (Surr)	0.3495 0.3379	0.3553 0.3119	0.3485	0.3468	0.3541	Ave		0.3434				4.4		35.0			
Toluene-d8 (Surr)	1.0426 0.9504	1.0833 0.9770	1.0571	1.0053	0.9783	Ave		1.0134				4.8		35.0			
Bromofluorobenzene	0.4216 0.3753	0.4193 0.3592	0.4186	0.4143	0.4271	Ave		0.4050				6.5		35.0			

Note: The m1 coefficient is the same as Ave RRF for an Ave curve type.

FORM VI
GC/MS VOA BY INTERNAL STANDARD - INITIAL CALIBRATION DATA
RESPONSE AND CONCENTRATION

Lab Name: TestAmerica Edison Job No.: 460-127124-1 Analy Batch No.: 412559

SDG No.:

Instrument ID: CVOAMS6 GC Column: Rtx-624 ID: 0.25(mm) Heated Purge: (Y/N) N

Calibration Start Date: 12/30/2016 05:38 Calibration End Date: 12/30/2016 08:23 Calibration ID: 60177

Calibration Files:

LEVEL:	LAB SAMPLE ID:	LAB FILE ID:
Level 1	STD7 460-412559/3	F42544.D
Level 2	STD1 460-412559/5	F42546.D
Level 3	STD5 460-412559/6	F42547.D
Level 4	STD20 460-412559/7	F42548.D
Level 5	STD50 460-412559/8	F42549.D
Level 6	STD200 460-412559/9	F42550.D
Level 7	STD500 460-412559/10	F42551.D

ANALYTE	IS REF	CURVE TYPE	RESPONSE					CONCENTRATION (UG/L)				
			LVL 1 LVL 6	LVL 2 LVL 7	LVL 3	LVL 4	LVL 5	LVL 1 LVL 6	LVL 2 LVL 7	LVL 3	LVL 4	LVL 5
Dichlorodifluoromethane	FB	Ave	+++++ 433244	2392 1255892	8066	38726	111405	+++++ 200	1.00 500	5.00	20.0	50.0
Chloromethane	FB	Ave	+++++ 322462	2053 1013706	7060	28022	81311	+++++ 200	1.00 500	5.00	20.0	50.0
Vinyl chloride	FB	Ave	+++++ 389460	1975 1174025	7350	32368	94673	+++++ 200	1.00 500	5.00	20.0	50.0
Butadiene	FB	Ave	+++++ 423521	2428 1280790	9294	38943	109903	+++++ 200	1.00 500	5.00	20.0	50.0
Bromomethane	FB	Ave	+++++ 290883	1889 833777	8793	30124	79334	+++++ 200	1.00 500	5.00	20.0	50.0
Ethyl Chloride	FB	Ave	+++++ 253417	1448 768614	6489	23782	66964	+++++ 200	1.00 500	5.00	20.0	50.0
Trichlorofluoromethane	FB	Ave	+++++ 593601	2949 1587790	14212	53653	158896	+++++ 200	1.00 500	5.00	20.0	50.0
n-Pentane	FB	Ave	+++++ 139781	654 394904	3064	12194	32175	+++++ 400	2.00 1000	10.0	40.0	100
Ethanol	TBAd 9	LinF	+++++ 48551	611 154446	1472	4152	10432	+++++ 8000	40.0 20000	200	800	2000
Ethyl ether	FB	Ave	+++++ 282648	1719 826054	7760	26532	65983	+++++ 200	1.00 500	5.00	20.0	50.0
Isoprene	FB	Ave	+++++ 339989	1560 1001312	6340	25648	75682	+++++ 200	1.00 500	5.00	20.0	50.0
Acrolein	TBAd 9	Ave	+++++ 55337	1420 121705	4051	8693	20081	+++++ 200	4.00 400	20.0	40.0	100
Freon TF	FB	Ave	+++++ 364609	1102 996762	9353	37594	82179	+++++ 200	1.00 500	5.00	20.0	50.0
1,1-Dichloroethene	FB	Ave	+++++ 390795	2364 1110980	9448	38687	95465	+++++ 200	1.00 500	5.00	20.0	50.0
Acetone	BUT	Ave	+++++ 517220	2860 1514826	12663	51454	130798	+++++ 1000	5.00 2500	25.0	100	250

FORM VI
GC/MS VOA BY INTERNAL STANDARD - INITIAL CALIBRATION DATA
RESPONSE AND CONCENTRATION

Lab Name: TestAmerica Edison Job No.: 460-127124-1 Analy Batch No.: 412559

SDG No.:

Instrument ID: CVOAMS6 GC Column: Rtx-624 ID: 0.25(mm) Heated Purge: (Y/N) N

Calibration Start Date: 12/30/2016 05:38 Calibration End Date: 12/30/2016 08:23 Calibration ID: 60177

ANALYTE	IS REF	CURVE TYPE	RESPONSE					CONCENTRATION (UG/L)				
			LVL 1 LVL 6	LVL 2 LVL 7	LVL 3	LVL 4	LVL 5	LVL 1 LVL 6	LVL 2 LVL 7	LVL 3	LVL 4	LVL 5
Iodomethane	FB	Ave	+++++ 730874	4167 1950237	19953	77314	186488	+++++ 200	1.00 500	5.00	20.0	50.0
Isopropanol	TBAd9	Ave	+++++ 187663	1502 581765	4640	17242	42686	+++++ 2000	10.0 5000	50.0	200	500
Carbon disulfide	FB	Ave	+++++ 1064097	4612 3148453	24364	95645	250824	+++++ 200	1.00 500	5.00	20.0	50.0
Allyl chloride	FB	Ave	+++++ 593012	2972 1923836	14419	53740	139274	+++++ 200	1.00 500	5.00	20.0	50.0
Methyl acetate	FB	Ave	+++++ 948473	5095 2895069	23169	92284	218188	+++++ 1000	5.00 2500	25.0	100	250
Acetonitrile	FB	Ave	+++++ 296156	1262 955473	7790	24888	63555	+++++ 2000	10.0 5000	50.0	200	500
Methylene Chloride	FB	Ave	+++++ 383572	2031 1150583	11229	39089	99613	+++++ 200	1.00 500	5.00	20.0	50.0
TBA	TBAd9	Ave	+++++ 315516	1544 1007760	8420	30268	75770	+++++ 2000	10.0 5000	50.0	200	500
MTBE	FB	Ave	+++++ 1080290	5042 3270258	25995	101337	253762	+++++ 200	1.00 500	5.00	20.0	50.0
trans-1,2-Dichloroethene	FB	Ave	+++++ 438566	1933 1302275	10637	43162	103719	+++++ 200	1.00 500	5.00	20.0	50.0
Acrylonitrile	FB	Ave	1552 1083431	4988 3232377	23822	101358	244522	2.00 2000	10.0 5000	50.0	200	500
Hexane	FB	Ave	+++++ 204583	617 639910	4605	19648	37290	+++++ 200	1.00 500	5.00	20.0	50.0
DIPE	FB	Ave	+++++ 740258	2887 2380445	13839	58741	159463	+++++ 200	1.00 500	5.00	20.0	50.0
1,1-Dichloroethane	FB	Ave	+++++ 663309	3338 2002432	17951	65486	154527	+++++ 200	1.00 500	5.00	20.0	50.0
Vinyl acetate	TBAd9	Ave	+++++ 128201	588 393219	2696	9457	26942	+++++ 400	2.00 1000	10.0	40.0	100
2,2-Dichloropropane	FB	Ave	+++++ 109897	866 308971	2806	11200	24569	+++++ 200	1.00 500	5.00	20.0	50.0
cis-1,2-Dichloroethene	FB	Ave	+++++ 457992	2747 1384201	10614	44973	112517	+++++ 200	1.00 500	5.00	20.0	50.0
2-Butanone	BUT	Ave	+++++ 173096	692 567013	2993	15056	37217	+++++ 1000	5.00 2500	25.0	100	250
Ethyl acetate	BUT	Ave	+++++ 56902	359 188150	1156	5537	12047	+++++ 400	2.00 1000	10.0	40.0	100
Bromochloromethane	FB	Ave	+++++ 232580	1447 662308	5235	23254	56504	+++++ 200	1.00 500	5.00	20.0	50.0
Tetrahydrofuran	BUT	Ave	+++++ 193221	1112 626195	2126	14227	38136	+++++ 400	2.00 1000	10.0	40.0	100

FORM VI
GC/MS VOA BY INTERNAL STANDARD - INITIAL CALIBRATION DATA
RESPONSE AND CONCENTRATION

Lab Name: TestAmerica Edison Job No.: 460-127124-1 Analy Batch No.: 412559

SDG No.:

Instrument ID: CVOAMS6 GC Column: Rtx-624 ID: 0.25(mm) Heated Purge: (Y/N) N

Calibration Start Date: 12/30/2016 05:38 Calibration End Date: 12/30/2016 08:23 Calibration ID: 60177

ANALYTE	IS REF	CURVE TYPE	RESPONSE					CONCENTRATION (UG/L)				
			LVL 1 LVL 6	LVL 2 LVL 7	LVL 3	LVL 4	LVL 5	LVL 1 LVL 6	LVL 2 LVL 7	LVL 3	LVL 4	LVL 5
Chloroform	FB	Ave	+++++ 728819	4410 2032878	19290	70175	175036	+++++ 200	1.00 500	5.00	20.0	50.0
Cyclohexane	FB	Ave	+++++ 500885	1204 1497759	8949	45150	96115	+++++ 200	1.00 500	5.00	20.0	50.0
1,1,1-Trichloroethane	FB	Ave	+++++ 616632	2981 1615865	16762	60009	138828	+++++ 200	1.00 500	5.00	20.0	50.0
Carbon tetrachloride	FB	Ave	+++++ 549590	2776 1451617	13247	53137	124497	+++++ 200	1.00 500	5.00	20.0	50.0
1,1-Dichloropropene	FB	Ave	+++++ 494399	1825 1473730	10196	41775	96080	+++++ 200	1.00 500	5.00	20.0	50.0
Benzene	CBNZ d5	Ave	+++++ 1307791	5178 3811666	29439	119661	289001	+++++ 200	1.00 500	5.00	20.0	50.0
Isopropyl acetate	FB	Ave	+++++ 703882	2496 2159008	11312	56666	136274	+++++ 200	1.00 500	5.00	20.0	50.0
1,2-Dichloroethane	FB	Ave	+++++ 563020	2629 1584177	13405	53630	126612	+++++ 200	1.00 500	5.00	20.0	50.0
n-Heptane	FB	Ave	+++++ 173325	700 511731	2953	14683	30029	+++++ 200	1.00 500	5.00	20.0	50.0
n-Butanol	TBAd 9	Ave	+++++ 186950	502 641073	3283	12198	32778	+++++ 5000	25.0 12500	125	500	1250
Trichloroethene	FB	Ave	+++++ 367039	1483 1072953	7134	31321	73601	+++++ 200	1.00 500	5.00	20.0	50.0
Ethyl acrylate	FB	Ave	+++++ 616352	1376 1897680	9990	46786	113662	+++++ 200	1.00 500	5.00	20.0	50.0
Methylcyclohexane	FB	Ave	+++++ 607551	1633 1690574	10320	52894	115849	+++++ 200	1.00 500	5.00	20.0	50.0
1,2-Dichloropropane	FB	Ave	+++++ 271222	1228 854590	5578	21425	53845	+++++ 200	1.00 500	5.00	20.0	50.0
Methyl methacrylate	FB	Ave	+++++ 144462	570 464332	2719	8670	24178	+++++ 400	2.00 1000	10.0	40.0	100
p-Dioxane	DXE	Ave	+++++ 76103	887 231234	1655	5245	14856	+++++ 4000	50.0 10000	100	400	1000
Propyl acetate	FB	Ave	+++++ 239690	838 845399	3346	15289	38627	+++++ 200	1.00 500	5.00	20.0	50.0
Dibromomethane	FB	Ave	+++++ 224855	1135 624322	4849	19412	48951	+++++ 200	1.00 500	5.00	20.0	50.0
Bromodichloromethane	FB	Ave	+++++ 459665	1734 1348172	8604	36064	92044	+++++ 200	1.00 500	5.00	20.0	50.0
2-Chloroethyl vinyl ether	FB	Ave	+++++ 130964	410 467157	1567	6809	19856	+++++ 200	1.00 500	5.00	20.0	50.0
Epichlorohydrin	BUT	Ave	279 459099	1501 1431437	7916	33217	88804	5.00 4000	20.0 10000	100	400	1000

FORM VI
GC/MS VOA BY INTERNAL STANDARD - INITIAL CALIBRATION DATA
RESPONSE AND CONCENTRATION

Lab Name: TestAmerica Edison Job No.: 460-127124-1 Analy Batch No.: 412559

SDG No.:

Instrument ID: CVOAMS6 GC Column: Rtx-624 ID: 0.25(mm) Heated Purge: (Y/N) N

Calibration Start Date: 12/30/2016 05:38 Calibration End Date: 12/30/2016 08:23 Calibration ID: 60177

ANALYTE	IS REF	CURVE TYPE	RESPONSE					CONCENTRATION (UG/L)				
			LVL 1 LVL 6	LVL 2 LVL 7	LVL 3	LVL 4	LVL 5	LVL 1 LVL 6	LVL 2 LVL 7	LVL 3	LVL 4	LVL 5
cis-1,3-Dichloropropene	CBNZ d5	Ave	+++++ 499382	1568 1557810	7047	31714	93195	+++++ 200	1.00 500	5.00	20.0	50.0
4-Methyl-2-pentanone	BUT	Ave	+++++ 1032766	2675 3299789	14232	67849	194900	+++++ 1000	5.00 2500	25.0	100	250
Toluene	CBNZ d5	Ave	+++++ 1211174	4117 3511293	21240	87529	231327	+++++ 200	1.00 500	5.00	20.0	50.0
trans-1,3-Dichloropropene	CBNZ d5	Ave	+++++ 421349	1264 1339941	6662	26179	75286	+++++ 200	1.00 500	5.00	20.0	50.0
1,1,2-Trichloroethane	CBNZ d5	Ave	+++++ 210161	957 638715	3663	15544	40777	+++++ 200	1.00 500	5.00	20.0	50.0
Tetrachloroethene	CBNZ d5	Ave	+++++ 390321	1230 1077617	6824	31431	77846	+++++ 200	1.00 500	5.00	20.0	50.0
1,3-Dichloropropane	CBNZ d5	Ave	+++++ 422117	1353 1304649	6853	28252	77192	+++++ 200	1.00 500	5.00	20.0	50.0
2-Hexanone	BUT	Ave	+++++ 567816	1194 2007789	6683	33652	93715	+++++ 1000	5.00 2500	25.0	100	250
Butyl acetate	CBNZ d5	Ave	+++++ 235981	790 882612	2374	13576	38180	+++++ 200	1.00 500	5.00	20.0	50.0
Dibromochloromethane	CBNZ d5	Ave	+++++ 345690	1007 1027393	5310	24029	65356	+++++ 200	1.00 500	5.00	20.0	50.0
1,2-Dibromoethane	CBNZ d5	Ave	+++++ 275561	844 843220	4637	20108	53873	+++++ 200	1.00 500	5.00	20.0	50.0
Chlorobenzene	CBNZ d5	Ave	+++++ 956637	4175 2733621	17378	71273	190403	+++++ 200	1.00 500	5.00	20.0	50.0
Ethylbenzene	CBNZ d5	Ave	+++++ 526619	1716 1523077	7531	34671	97734	+++++ 200	1.00 500	5.00	20.0	50.0
1,1,1,2-Tetrachloroethane	CBNZ d5	Ave	+++++ 382456	1350 1051826	6881	31021	81025	+++++ 200	1.00 500	5.00	20.0	50.0
m-Xylene & p-Xylene	CBNZ d5	Ave	+++++ 662946	1534 1940475	8905	48443	125339	+++++ 200	1.00 500	5.00	20.0	50.0
n-Butyl acrylate	CBNZ d5	Ave	+++++ 185790	377 632695	1866	8250	31230	+++++ 200	1.00 500	5.00	20.0	50.0
o-Xylene	CBNZ d5	Ave	+++++ 723358	1678 1996043	10829	55555	150211	+++++ 200	1.00 500	5.00	20.0	50.0
Styrene	CBNZ d5	Ave	+++++ 1096977	2256 3109588	14531	79443	215601	+++++ 200	1.00 500	5.00	20.0	50.0
Amyl acetate	DCBd 4	QuaF	+++++ 403550	895 1329832	5011	22697	70925	+++++ 200	1.00 500	5.00	20.0	50.0
Bromoform	CBNZ d5	Ave	+++++ 243794	934 716364	3757	15455	46648	+++++ 200	1.00 500	5.00	20.0	50.0
Isopropylbenzene	CBNZ d5	Ave	+++++ 1683302	4109 4297574	25839	133747	339427	+++++ 200	1.00 500	5.00	20.0	50.0

FORM VI
GC/MS VOA BY INTERNAL STANDARD - INITIAL CALIBRATION DATA
RESPONSE AND CONCENTRATION

Lab Name: TestAmerica Edison Job No.: 460-127124-1 Analy Batch No.: 412559

SDG No.:

Instrument ID: CVOAMS6 GC Column: Rtx-624 ID: 0.25(mm) Heated Purge: (Y/N) N

Calibration Start Date: 12/30/2016 05:38 Calibration End Date: 12/30/2016 08:23 Calibration ID: 60177

ANALYTE	IS REF	CURVE TYPE	RESPONSE					CONCENTRATION (UG/L)				
			LVL 1 LVL 6	LVL 2 LVL 7	LVL 3	LVL 4	LVL 5	LVL 1 LVL 6	LVL 2 LVL 7	LVL 3	LVL 4	LVL 5
Bromobenzene	DCBd 4	Ave	+++++ 494763	1862 1327884	9688	43115	111494	+++++ 200	1.00 500	5.00	20.0	50.0
1,1,2,2-Tetrachloroethane	DCBd 4	Ave	+++++ 401305	1378 1137886	8092	33453	88269	+++++ 200	1.00 500	5.00	20.0	50.0
N-Propylbenzene	DCBd 4	Ave	+++++ 1823455	5879 4547486	28630	145017	362348	+++++ 200	1.00 500	5.00	20.0	50.0
1,2,3-Trichloropropane	DCBd 4	Ave	+++++ 137056	611 366067	3006	13059	32402	+++++ 200	1.00 500	5.00	20.0	50.0
2-Chlorotoluene	DCBd 4	Ave	+++++ 1372025	4622 3501491	26408	120196	297674	+++++ 200	1.00 500	5.00	20.0	50.0
1,3,5-Trimethylbenzene	DCBd 4	Ave	+++++ 1506462	3808 3684194	26951	130631	322593	+++++ 200	1.00 500	5.00	20.0	50.0
4-Chlorotoluene	DCBd 4	Ave	+++++ 1232985	4124 3203123	22290	107678	271042	+++++ 200	1.00 500	5.00	20.0	50.0
Butyl Methacrylate	DCBd 4	Ave	+++++ 514001	884 1439066	5898	31860	94544	+++++ 200	1.00 500	5.00	20.0	50.0
tert-Butylbenzene	DCBd 4	Ave	+++++ 1402630	3082 3392912	23317	124179	302378	+++++ 200	1.00 500	5.00	20.0	50.0
1,2,4-Trimethylbenzene	DCBd 4	Ave	+++++ 1567647	3662 3696554	27648	140132	362143	+++++ 200	1.00 500	5.00	20.0	50.0
sec-Butylbenzene	DCBd 4	Ave	+++++ 1883210	4266 4300636	34269	170438	411874	+++++ 200	1.00 500	5.00	20.0	50.0
p-Isopropyltoluene	DCBd 4	Ave	+++++ 1717680	4614 3860871	30346	156341	383078	+++++ 200	1.00 500	5.00	20.0	50.0
1,3-Dichlorobenzene	DCBd 4	Ave	+++++ 972373	3442 2351501	23028	98251	240505	+++++ 200	1.00 500	5.00	20.0	50.0
1,4-Dichlorobenzene	DCBd 4	Ave	+++++ 985275	4604 2408099	23095	101721	241503	+++++ 200	1.00 500	5.00	20.0	50.0
Benzyl chloride	DCBd 4	Ave	+++++ 941314	2847 2417335	14280	69897	195791	+++++ 200	1.00 500	5.00	20.0	50.0
n-Butylbenzene	DCBd 4	Ave	+++++ 851532	2980 2067914	16557	82378	191841	+++++ 200	1.00 500	5.00	20.0	50.0
1,2-Dichlorobenzene	DCBd 4	Ave	+++++ 962030	3724 2338473	23748	104495	242738	+++++ 200	1.00 500	5.00	20.0	50.0
1,2-Dibromo-3-Chloropropane	DCBd 4	Ave	+++++ 94804	309 259995	2078	7552	21414	+++++ 200	1.00 500	5.00	20.0	50.0
1,2,4-Trichlorobenzene	DCBd 4	Ave	+++++ 696799	2468 1724300	14833	66922	170196	+++++ 200	1.00 500	5.00	20.0	50.0
Hexachlorobutadiene	DCBd 4	Ave	+++++ 263347	1130 654745	6292	27754	61632	+++++ 200	1.00 500	5.00	20.0	50.0
Naphthalene	DCBd 4	Ave	+++++ 1588610	4314 3837233	23287	142834	373071	+++++ 200	1.00 500	5.00	20.0	50.0

FORM VI
GC/MS VOA BY INTERNAL STANDARD - INITIAL CALIBRATION DATA
RESPONSE AND CONCENTRATION

Lab Name: TestAmerica Edison Job No.: 460-127124-1 Analy Batch No.: 412559

SDG No.:

Instrument ID: CVOAMS6 GC Column: Rtx-624 ID: 0.25(mm) Heated Purge: (Y/N) N

Calibration Start Date: 12/30/2016 05:38 Calibration End Date: 12/30/2016 08:23 Calibration ID: 60177

ANALYTE	IS REF	CURVE TYPE	RESPONSE					CONCENTRATION (UG/L)				
			LVL 1 LVL 6	LVL 2 LVL 7	LVL 3	LVL 4	LVL 5	LVL 1 LVL 6	LVL 2 LVL 7	LVL 3	LVL 4	LVL 5
1,2,3-Trichlorobenzene	DCBd 4	Ave	+++++ 645128	2544 1580855	13529	63257	154567	+++++ 200	1.00 500	5.00	20.0	50.0
Dibromofluoromethane (Surr)	FB	Ave	77185 88604	78731 94541	77412	78864	74957	50.0 50.0	50.0 50.0	50.0	50.0	50.0
1,2-Dichloroethane-d4 (Surr)	FB	Ave	86293 110384	90683 119928	92347	90688	90010	50.0 50.0	50.0 50.0	50.0	50.0	50.0
Toluene-d8 (Surr)	CBNZ d5	Ave	149714 245357	161227 292159	176142	180609	182719	50.0 50.0	50.0 50.0	50.0	50.0	50.0
Bromofluorobenzene	CBNZ d5	Ave	60545 96882	62400 107411	69750	74427	79763	50.0 50.0	50.0 50.0	50.0	50.0	50.0

Curve Type Legend:

Ave = Average ISTD
LinF = Linear ISTD forced zero
QuaF = Quadratic ISTD forced zero

TestAmerica Edison
Target Compound Quantitation Report

Data File: \\ChromNA\Edison\ChromData\CVOAMS6\20161230-50008.b\F42544.D
Lims ID: STD7
Client ID:
Sample Type: IC Calib Level: 7
Inject. Date: 30-Dec-2016 05:38:30 ALS Bottle#: 2 Worklist Smp#: 3
Purge Vol: 5.000 mL Dil. Factor: 1.0000
Sample Info: STD7
Misc. Info.: 460-0050008-003
Operator ID: Instrument ID: CVOAMS6
Sublist: chrom-8260624W6*sub42

Method: \\ChromNA\Edison\ChromData\CVOAMS6\20161230-50008.b\8260624W6.m
Limit Group: VOA 624 ICAL
Last Update: 31-Dec-2016 09:53:36 Calib Date: 30-Dec-2016 08:23:30
Integrator: RTE ID Type: Deconvolution ID
Quant Method: Internal Standard Quant By: Initial Calibration
Last ICal File: \\ChromNA\Edison\ChromData\CVOAMS6\20161230-50008.b\F42551.D

Column 1 : Rtx-624 (0.25 mm) Det: MS SCAN
Process Host: XAWRK028

First Level Reviewer: tupayachia Date: 30-Dec-2016 09:09:15

Compound	Sig	RT (min.)	Exp RT (min.)	Dlt RT (min.)	Q	Response	Cal Amt ug/l	OnCol Amt ug/l	Flags
* 26 TBA-d9 (IS)	46	3.285	3.293	-0.008	97	37000	1000.0	1000.0	
30 Acrylonitrile	53	3.564	3.564	0.000	86	1552	2.00	3.12	
* 38 2-Butanone-d5	46	4.386	4.394	-0.008	83	67040	250.0	250.0	
$ 51 Dibromofluoromethane (Surr	113	4.871	4.870	0.001	97	77185	50.0	54.0	
$ 56 1,2-Dichloroethane-d4 (Sur	65	5.224	5.232	-0.008	94	86293	50.0	50.9	
* 61 Fluorobenzene	96	5.503	5.511	-0.008	99	246873	50.0	50.0	
* 67 1,4-Dioxane-d8	96	6.218	6.210	0.008	94	8099	1000.0	1000.0	
75 Epichlorohydrin	57	6.884	6.892	-0.008	4	279	5.00	3.95	
$ 78 Toluene-d8 (Surr)	98	7.204	7.204	0.000	97	149714	50.0	51.4	
* 89 Chlorobenzene-d5	117	9.004	9.004	0.000	84	143599	50.0	50.0	
$ 100 4-Bromofluorobenzene	174	10.203	10.203	0.000	98	60545	50.0	52.0	
* 116 1,4-Dichlorobenzene-d4	152	11.058	11.058	0.000	92	130952	50.0	50.0	

Reagents:

GAS Hi_00180	Amount Added:	0.00	Units: uL	
MIX I Hi_00067	Amount Added:	0.00	Units: uL	
MIX 2 Hi_00051	Amount Added:	0.00	Units: uL	
14DIOXINTER_00065	Amount Added:	0.00	Units: uL	
ACRY/EPIH MIX_00029	Amount Added:	2.00	Units: uL	
ACROLEIN W_00059	Amount Added:	0.00	Units: uL	
8260ISNEW_00099	Amount Added:	1.00	Units: uL	Run Reagent
8260SURR250_00149	Amount Added:	1.00	Units: uL	Run Reagent

Report Date: 31-Dec-2016 09:53:46 Chrom Revision: 2.2 05-Dec-2016 12:37:22

TestAmerica Edison

Data File: \\ChromNA\Edison\ChromData\CVOAMS6\20161230-50008.b\F42544.D

Injection Date: 30-Dec-2016 05:38:30 Instrument ID: CVOAMS6 Operator ID:

Lims ID: STD7 Worklist Smp#: 3

Client ID:

Purge Vol: 5.000 mL Dil. Factor: 1.0000 ALS Bottle#: 2

Method: 8260624W6 Limit Group: VOA 624 ICAL

Column: Rtx-624 (0.25 mm)

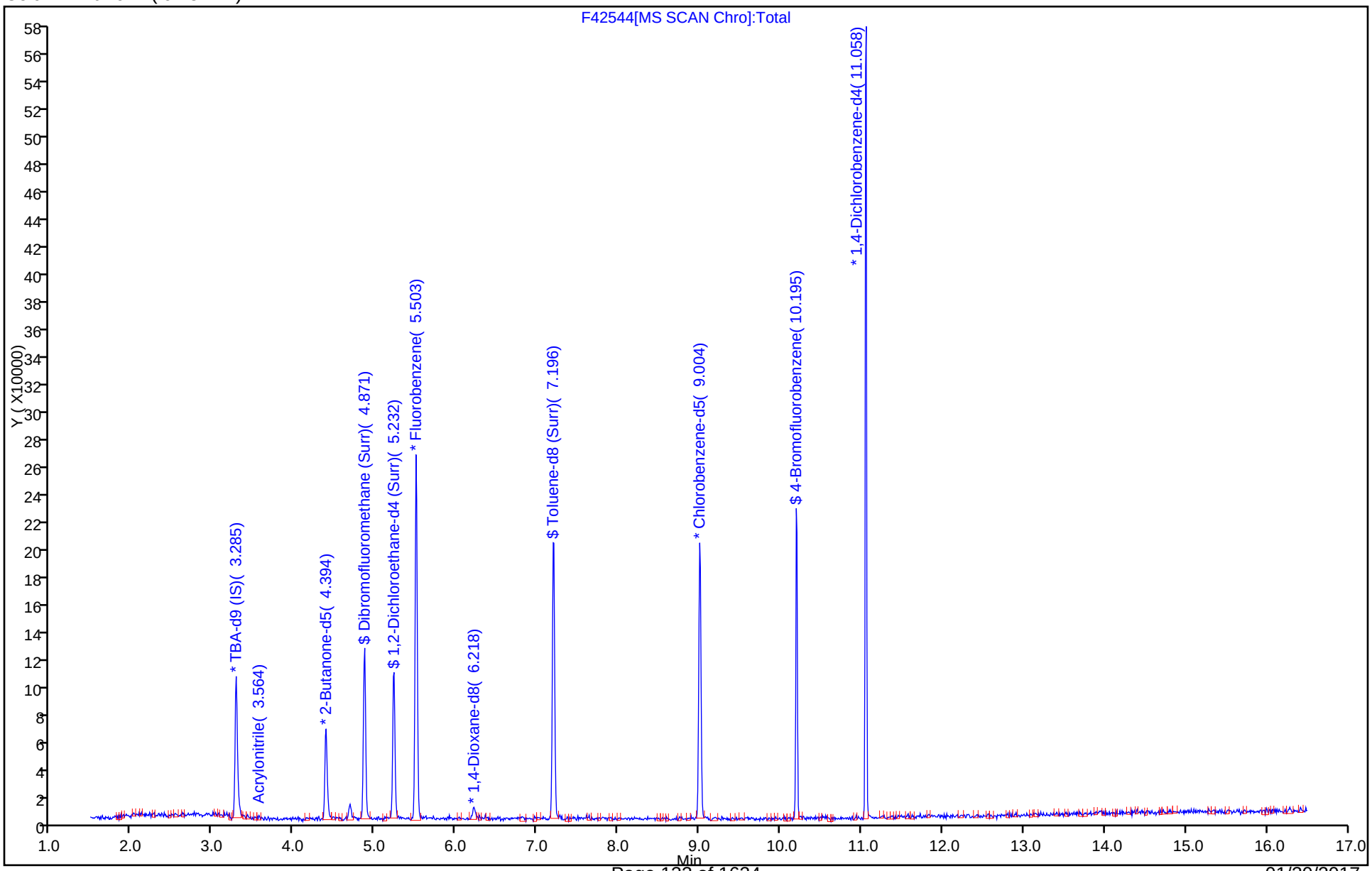

TestAmerica Edison
Target Compound Quantitation Report

Data File: \\ChromNA\Edison\ChromData\CVOAMS6\20161230-50008.b\F42546.D
Lims ID: STD1
Client ID:
Sample Type: IC Calib Level: 1
Inject. Date: 30-Dec-2016 06:25:30 ALS Bottle#: 4 Worklist Smp#: 5
Purge Vol: 5.000 mL Dil. Factor: 1.0000
Sample Info: STD1
Misc. Info.: 460-0050008-005
Operator ID: Instrument ID: CVOAMS6
Sublist: chrom-8260624W6*sub42

Method: \\ChromNA\Edison\ChromData\CVOAMS6\20161230-50008.b\8260624W6.m
Limit Group: VOA 624 ICAL
Last Update: 31-Dec-2016 09:53:54 Calib Date: 30-Dec-2016 08:23:30
Integrator: RTE ID Type: Deconvolution ID
Quant Method: Internal Standard Quant By: Initial Calibration
Last ICal File: \\ChromNA\Edison\ChromData\CVOAMS6\20161230-50008.b\F42551.D

Column 1 : Rtx-624 (0.25 mm) Det: MS SCAN
Process Host: XAWRK028

First Level Reviewer: tupayachia Date: 30-Dec-2016 09:01:42

Compound	Sig	RT (min.)	Exp RT (min.)	Dlt RT (min.)	Q	Response	Cal Amt ug/l	OnCol Amt ug/l	Flags
1 Chlorotrifluoroethene	66	1.510	1.510	0.000	1	114	NC	NC	
2 Dichlorodifluoromethane	85	1.543	1.543	0.000	63	2392	1.00	1.26	
3 Chloromethane	50	1.707	1.715	-0.008	79	2053	1.00	1.37	
4 Vinyl chloride	62	1.822	1.822	0.000	74	1975	1.00	1.19	
5 Butadiene	54	1.830	1.830	0.000	87	2428	1.00	1.25	
6 Bromomethane	94	2.101	2.110	-0.009	62	1889	1.00	1.28	
7 Chloroethane	64	2.192	2.192	0.000	61	1448	1.00	1.20	
8 Dichlorofluoromethane	67	2.389	2.381	0.008	97	3635	NC	NC	
9 Trichlorofluoromethane	101	2.397	2.397	0.000	61	2949	1.00	1.11	
10 Pentane	72	2.447	2.422	0.025	88	654	2.00	2.21	
11 Ethanol	46	2.636	2.611	0.025	71	611	40.0	100.8	
12 Ethyl ether	59	2.627	2.627	0.000	79	1719	1.00	1.28	
13 2-Methyl-1,3-butadiene	53	2.652	2.644	0.008	92	1560	1.00	1.14	
14 1,2-Dichloro-1,1,2-trifluo	117	2.677	2.677	0.000	68	2013	NC	NC	
15 Acrolein	56	2.800	2.808	-0.008	62	1420	4.00	5.79	
16 1,1,2-Trichloro-1,2,2-trif	101	2.808	2.808	0.000	51	1102	1.00	0.7237	
17 1,1-Dichloroethene	96	2.841	2.841	0.000	92	2364	1.00	1.29	
18 Acetone	43	2.931	2.931	0.000	70	2860	5.00	6.27	
19 Iodomethane	142	2.989	2.997	-0.008	92	4167	1.00	1.19	
20 Isopropyl alcohol	45	3.014	3.022	-0.008	41	1502	10.0	15.1	
21 Carbon disulfide	76	3.030	3.030	0.000	99	4612	1.00	1.01	
22 3-Chloro-1-propene	41	3.161	3.161	0.000	74	2972	1.00	1.11	
24 Methyl acetate	43	3.178	3.178	0.000	99	5095	5.00	5.88	
23 Cyclopentene	67	3.178	3.186	-0.008	73	4098	NC	NC	
31 Acetonitrile	41	3.244	3.235	0.009	52	1262	10.0	9.86	
* 26 TBA-d9 (IS)	46	3.285	3.293	-0.008	98	39430	1000.0	1000.0	
25 Methylene Chloride	84	3.301	3.293	0.008	31	2031	1.00	1.10	
27 2-Methyl-2-propanol	59	3.375	3.359	0.016	1	1544	10.0	9.91	
28 Methyl tert-butyl ether	73	3.457	3.457	0.000	90	5042	1.00	1.06	
29 trans-1,2-Dichloroethene	96	3.490	3.482	0.008	92	1933	1.00	1.00	

Compound	Sig	RT (min.)	Exp RT (min.)	Dlt RT (min.)	Q	Response	Cal Amt ug/l	OnCol Amt ug/l	Flags
30 Acrylonitrile	53	3.564	3.564	0.000	97	4988	10.0	9.70	
32 Hexane	43	3.638	3.646	-0.008	53	617	1.00	0.7617	
33 Isopropyl ether	45	3.860	3.860	0.000	51	2887	1.00	0.9801	
34 1,1-Dichloroethane	63	3.893	3.893	0.000	72	3338	1.00	1.09	
35 Vinyl acetate	86	3.909	3.909	0.000	80	588	2.00	2.10	
36 2-Chloro-1,3-butadiene	88	3.942	3.942	0.000	88	1653	NC	NC	
37 Tert-butyl ethyl ether	59	4.189	4.188	0.001	84	3422	NC	NC	
* 38 2-Butanone-d5	46	4.394	4.394	0.000	85	71861	250.0	250.0	
39 2,2-Dichloropropane	97	4.402	4.402	0.000	49	866	1.00	1.58	
40 cis-1,2-Dichloroethene	96	4.427	4.427	0.000	67	2747	1.00	1.28	
42 2-Butanone (MEK)	72	4.460	4.451	0.009	84	692	5.00	5.31	
41 Ethyl acetate	70	4.452	4.451	0.001	64	359	2.00	2.92	
43 Methyl acrylate	55	4.501	4.509	-0.008	26	1047	NC	NC	
44 Propionitrile	54	4.575	4.583	-0.008	59	1657	NC	NC	
45 Chlorobromomethane	128	4.657	4.657	0.000	14	1447	1.00	1.33	
46 Tetrahydrofuran	42	4.673	4.665	0.008	42	1112	2.00	3.13	
47 Methacrylonitrile	67	4.690	4.690	0.000	82	4941	NC	NC	
48 Chloroform	83	4.706	4.706	0.000	96	4410	1.00	1.28	
49 Cyclohexane	56	4.846	4.846	0.000	31	1204	1.00	0.6564	
50 1,1,1-Trichloroethane	97	4.854	4.854	0.000	35	2981	1.00	1.09	
$ 51 Dibromofluoromethane (Surr	113	4.871	4.870	0.001	97	78731	50.0	53.3	
52 Carbon tetrachloride	117	4.977	4.977	0.000	74	2776	1.00	1.15	
53 1,1-Dichloropropene	75	5.010	5.010	0.000	61	1825	1.00	0.9404	
54 Isobutyl alcohol	43	5.183	5.142	0.041	1	1529	NC	NC	
55 Benzene	78	5.207	5.216	-0.009	45	5178	1.00	1.13	
$ 56 1,2-Dichloroethane-d4 (Sur	65	5.224	5.232	-0.008	94	90683	50.0	51.7	
57 Isopropyl acetate	43	5.273	5.273	0.000	31	2496	1.00	0.9483	
58 Tert-amyl methyl ether	73	5.281	5.281	0.000	51	3923	NC	NC	
59 1,2-Dichloroethane	62	5.306	5.306	0.000	59	2629	1.00	1.08	
60 n-Heptane	57	5.380	5.364	0.016	9	700	1.00	1.06	
* 61 Fluorobenzene	96	5.503	5.511	-0.008	99	255233	50.0	50.0	
62 n-Butanol	56	5.799	5.799	0.000	44	502	25.0	17.5	
63 Trichloroethene	95	5.857	5.865	-0.008	67	1483	1.00	1.02	
64 Ethyl acrylate	55	5.996	5.988	0.008	35	1376	1.00	0.6454	
65 Methylcyclohexane	83	5.980	5.996	-0.016	35	1633	1.00	0.7453	
66 1,2-Dichloropropane	63	6.161	6.161	0.000	29	1228	1.00	1.11	
* 67 1,4-Dioxane-d8	96	6.210	6.210	0.000	98	9590	1000.0	1000.0	
68 Methyl methacrylate	100	6.243	6.234	0.009	41	570	2.00	2.15	
69 1,4-Dioxane	88	6.309	6.267	0.042	1	887	50.0	71.0	
70 n-Propyl acetate	43	6.292	6.292	0.000	8	838	1.00	0.99	
71 Dibromomethane	93	6.292	6.292	0.000	67	1135	1.00	1.19	
72 Dichlorobromomethane	83	6.440	6.440	0.000	61	1734	1.00	0.9829	
73 2-Chloroethyl vinyl ether	63	6.785	6.785	0.000	24	410	1.00	0.9555	
74 2-Nitropropane	41	6.777	6.785	-0.008	73	651	NC	NC	
75 Epichlorohydrin	57	6.892	6.892	0.000	56	1501	20.0	19.8	
76 cis-1,3-Dichloropropene	75	6.958	6.949	0.009	34	1568	1.00	1.09	
77 4-Methyl-2-pentanone (MIBK	43	7.114	7.122	-0.008	56	2675	5.00	4.13	
$ 78 Toluene-d8 (Surr)	98	7.196	7.204	-0.008	97	161227	50.0	53.4	
79 Toluene	91	7.286	7.278	0.008	87	4117	1.00	1.11	
80 trans-1,3-Dichloropropene	75	7.623	7.623	0.000	24	1264	1.00	1.04	
81 Ethyl methacrylate	69	7.648	7.656	-0.008	1	354	NC	NC	
82 1,1,2-Trichloroethane	83	7.837	7.845	-0.008	49	957	1.00	1.38	

Compound	Sig	RT (min.)	Exp RT (min.)	Dlt RT (min.)	Q	Response	Cal Amt ug/l	OnCol Amt ug/l	Flags
83 Tetrachloroethene	166	7.894	7.894	0.000	67	1230	1.00	1.03	
84 1,3-Dichloropropane	76	8.067	8.067	0.000	43	1353	1.00	1.08	
85 2-Hexanone	43	8.116	8.124	-0.008	62	1194	5.00	3.60	
86 n-Butyl acetate	43	8.231	8.239	-0.008	56	790	1.00	1.20	
87 Chlorodibromomethane	129	8.297	8.297	0.000	24	1007	1.00	1.01	
88 Ethylene Dibromide	107	8.461	8.453	0.008	46	844	1.00	1.01	
* 89 Chlorobenzene-d5	117	9.004	9.004	0.000	83	148836	50.0	50.0	
90 Chlorobenzene	112	9.053	9.045	0.008	55	4175	1.00	1.34	
91 Ethylbenzene	106	9.135	9.143	-0.008	95	1716	1.00	1.13	
92 1,1,1,2-Tetrachloroethane	131	9.160	9.152	0.008	58	1350	1.00	1.11	
93 m-Xylene & p-Xylene	106	9.283	9.283	0.000	58	1534	1.00	0.8389	
94 n-Butyl acrylate	73	9.686	9.677	0.009	26	377	1.00	0.8331	
95 o-Xylene	106	9.702	9.702	0.000	33	1678	1.00	0.8133	
96 Styrene	104	9.727	9.727	0.000	65	2256	1.00	0.7589	
97 Amyl acetate (mixed isomer	43	9.891	9.891	0.000	63	895	1.00	0.7303	
98 Bromoform	173	9.916	9.916	0.000	50	934	1.00	1.27	
99 Isopropylbenzene	105	10.023	10.031	-0.008	92	4109	1.00	0.8559	
$ 100 4-Bromofluorobenzene	174	10.195	10.203	-0.008	96	62400	50.0	51.8	
101 Bromobenzene	156	10.318	10.318	0.000	78	1862	1.00	0.9411	
102 1,1,2,2-Tetrachloroethane	83	10.351	10.343	0.008	65	1378	1.00	0.8674	
103 N-Propylbenzene	91	10.368	10.368	0.000	99	5879	1.00	0.8975	
104 1,2,3-Trichloropropane	110	10.392	10.384	0.008	50	611	1.00	1.04	
105 trans-1,4-Dichloro-2-buten	53	10.401	10.400	0.001	33	217	NC	NC	
107 2-Chlorotoluene	91	10.458	10.458	0.000	95	4622	1.00	0.8717	
106 4-Ethyltoluene	105	10.458	10.466	-0.008	78	4195	NC	NC	
108 1,3,5-Trimethylbenzene	105	10.516	10.516	0.000	94	3808	1.00	0.6952	
109 4-Chlorotoluene	91	10.548	10.548	0.000	94	4124	1.00	0.8706	
110 Butyl Methacrylate	87	10.590	10.589	0.001	56	884	1.00	0.5531	
111 tert-Butylbenzene	119	10.746	10.746	0.000	93	3082	1.00	0.6188	
112 1,2,4-Trimethylbenzene	105	10.795	10.795	0.000	92	3662	1.00	0.6409	
113 sec-Butylbenzene	105	10.902	10.902	0.000	94	4266	1.00	0.6290	
115 4-Isopropyltoluene	119	11.000	11.000	0.000	96	4614	1.00	0.7335	
114 1,3-Dichlorobenzene	146	11.009	11.009	0.000	82	3442	1.00	0.8436	
* 116 1,4-Dichlorobenzene-d4	152	11.058	11.058	0.000	92	139673	50.0	50.0	
117 1,4-Dichlorobenzene	146	11.074	11.074	0.000	74	4604	1.00	1.06	
118 Benzyl chloride	91	11.173	11.173	0.000	41	2847	1.00	0.8517	
119 2,3-Dihydroindene	117	11.214	11.214	0.000	91	5214	NC	NC	
120 p-Diethylbenzene	119	11.247	11.247	0.000	95	2713	NC	NC	
121 n-Butylbenzene	92	11.263	11.263	0.000	85	2980	1.00	0.8851	
122 1,2-Dichlorobenzene	146	11.313	11.313	0.000	95	3724	1.00	0.8879	
123 1,2,4,5-Tetramethylbenzene	119	11.723	11.732	-0.009	96	4801	NC	NC	
124 1,2-Dibromo-3-Chloropropan	75	11.806	11.806	0.000	38	309	1.00	0.8248	
125 1,3,5-Trichlorobenzene	180	11.896	11.896	0.000	93	3016	NC	NC	
126 1,2,4-Trichlorobenzene	180	12.315	12.307	0.008	92	2468	1.00	0.8667	
127 Hexachlorobutadiene	225	12.381	12.373	0.008	88	1130	1.00	0.9892	
128 Naphthalene	128	12.496	12.496	0.000	95	4314	1.00	0.7454	
129 1,2,3-Trichlorobenzene	180	12.660	12.660	0.000	92	2544	1.00	0.9531	
S 130 1,2-Dichloroethene, Total	100				0		2.00	2.28	
S 131 Xylenes, Total	100				0		2.00	1.65	

QC Flag Legend

Processing Flags

NC - Not Calibrated

Reagents:

GAS Hi_00180	Amount Added:	1.00	Units: uL	
MIX I Hi_00067	Amount Added:	1.00	Units: uL	
MIX 2 Hi_00051	Amount Added:	1.00	Units: uL	
14DIOXINTER_00065	Amount Added:	30.00	Units: uL	
ACROLEIN W_00059	Amount Added:	4.00	Units: uL	
8260ISNEW_00099	Amount Added:	1.00	Units: uL	Run Reagent
8260SURR250_00149	Amount Added:	1.00	Units: uL	Run Reagent

Report Date: 31-Dec-2016 09:53:56 Chrom Revision: 2.2 05-Dec-2016 12:37:22

TestAmerica Edison

Data File: \\ChromNA\Edison\ChromData\CVOAMS6\20161230-50008.b\F42546.D

Injection Date: 30-Dec-2016 06:25:30 Instrument ID: CVOAMS6 Operator ID:

Lims ID: STD1 Worklist Smp#: 5

Client ID:

Purge Vol: 5.000 mL Dil. Factor: 1.0000 ALS Bottle#: 4

Method: 8260624W6 Limit Group: VOA 624 ICAL

Column: Rtx-624 (0.25 mm)

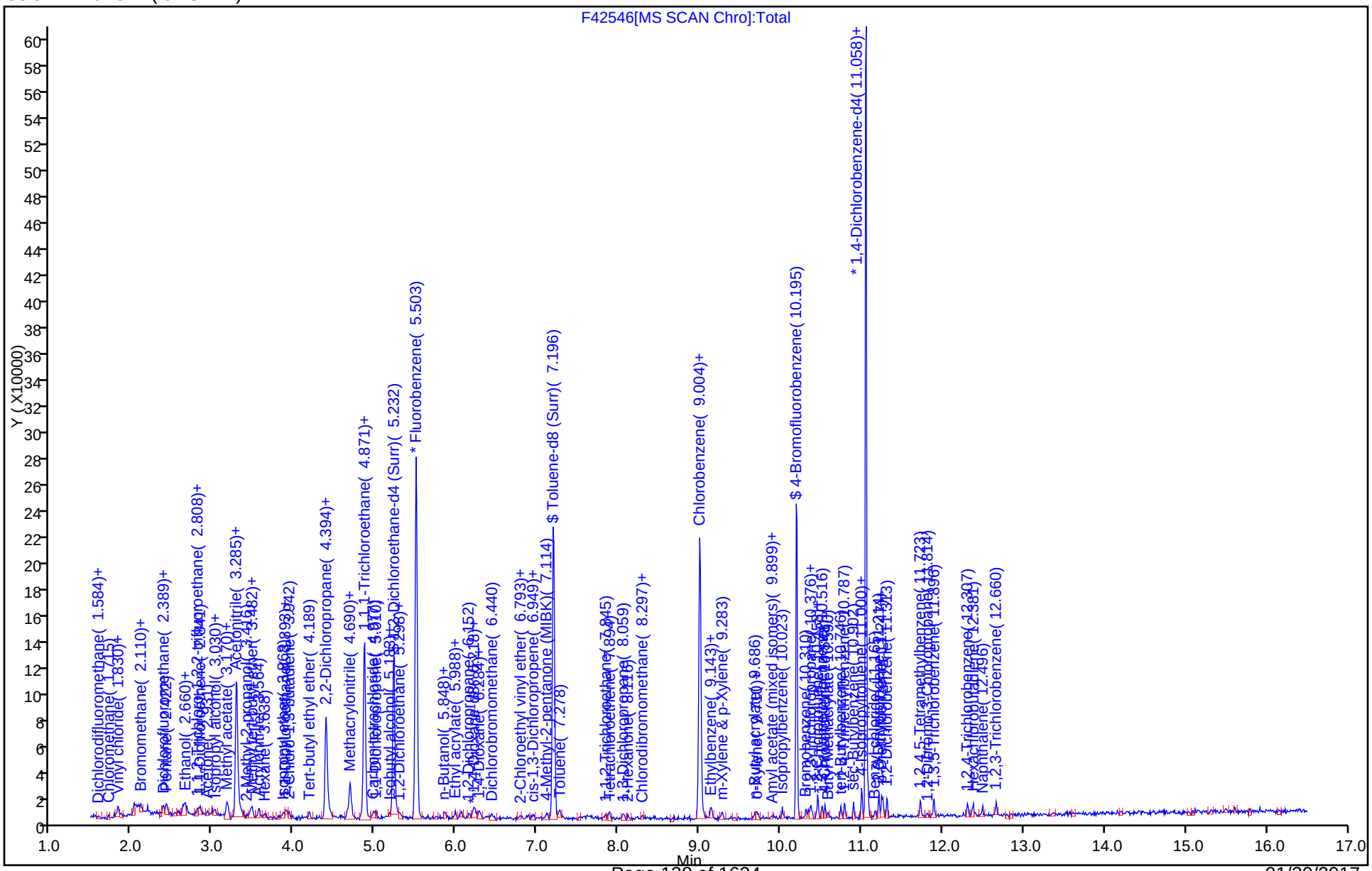

TestAmerica Edison
Target Compound Quantitation Report

Data File: \\ChromNA\Edison\ChromData\CVOAMS6\20161230-50008.b\F42547.D
Lims ID: STD5
Client ID:
Sample Type: IC Calib Level: 2
Inject. Date: 30-Dec-2016 06:48:30 ALS Bottle#: 5 Worklist Smp#: 6
Purge Vol: 5.000 mL Dil. Factor: 1.0000
Sample Info: STD5
Misc. Info.: 460-0050008-006
Operator ID: Instrument ID: CVOAMS6
Sublist: chrom-8260624W6*sub42

Method: \\ChromNA\Edison\ChromData\CVOAMS6\20161230-50008.b\8260624W6.m
Limit Group: VOA 624 ICAL
Last Update: 31-Dec-2016 09:53:58 Calib Date: 30-Dec-2016 08:23:30
Integrator: RTE ID Type: Deconvolution ID
Quant Method: Internal Standard Quant By: Initial Calibration
Last ICal File: \\ChromNA\Edison\ChromData\CVOAMS6\20161230-50008.b\F42551.D

Column 1 : Rtx-624 (0.25 mm) Det: MS SCAN
Process Host: XAWRK028

First Level Reviewer: tupayachia Date: 30-Dec-2016 08:56:32

Compound	Sig	RT (min.)	Exp RT (min.)	Dlt RT (min.)	Q	Response	Cal Amt ug/l	OnCol Amt ug/l	Flags
1 Chlorotrifluoroethene	66	1.510	1.510	0.000	1	1604	NC	NC	M
2 Dichlorodifluoromethane	85	1.543	1.543	0.000	97	8066	5.00	4.08	
3 Chloromethane	50	1.707	1.715	-0.008	96	7060	5.00	4.52	
4 Vinyl chloride	62	1.822	1.822	0.000	71	7350	5.00	4.27	
5 Butadiene	54	1.830	1.830	0.000	92	9294	5.00	4.60	
6 Bromomethane	94	2.110	2.110	0.000	94	8793	5.00	5.72	
7 Chloroethane	64	2.192	2.192	0.000	98	6489	5.00	5.20	
8 Dichlorofluoromethane	67	2.381	2.381	0.000	97	16663	NC	NC	
9 Trichlorofluoromethane	101	2.381	2.397	-0.016	51	14212	5.00	5.16	
10 Pentane	72	2.422	2.422	0.000	95	3064	10.0	9.96	
11 Ethanol	46	2.578	2.611	-0.033	68	1472	200.0	256.3	
12 Ethyl ether	59	2.627	2.627	0.000	92	7760	5.00	5.58	
13 2-Methyl-1,3-butadiene	53	2.644	2.644	0.000	89	6340	5.00	4.46	
14 1,2-Dichloro-1,1,2-trifluo	117	2.677	2.677	0.000	78	8063	NC	NC	
15 Acrolein	56	2.800	2.808	-0.008	88	4051	20.0	17.4	
16 1,1,2-Trichloro-1,2,2-trif	101	2.808	2.808	0.000	95	9353	5.00	5.92	
17 1,1-Dichloroethene	96	2.833	2.841	-0.008	98	9448	5.00	4.97	
18 Acetone	43	2.931	2.931	0.000	88	12663	25.0	26.1	
19 Iodomethane	142	2.997	2.997	0.000	96	19953	5.00	5.50	
20 Isopropyl alcohol	45	3.022	3.022	0.000	37	4640	50.0	49.4	
21 Carbon disulfide	76	3.030	3.030	0.000	99	24364	5.00	5.15	
22 3-Chloro-1-propene	41	3.161	3.161	0.000	82	14419	5.00	5.19	
24 Methyl acetate	43	3.178	3.178	0.000	98	23169	25.0	25.8	
23 Cyclopentene	67	3.178	3.186	-0.008	83	17987	NC	NC	
31 Acetonitrile	41	3.235	3.235	0.000	94	7790	50.0	58.6	
* 26 TBA-d9 (IS)	46	3.285	3.293	-0.008	96	37376	1000.0	1000.0	
25 Methylene Chloride	84	3.293	3.293	0.000	40	11229	5.00	5.83	
27 2-Methyl-2-propanol	59	3.359	3.359	0.000	15	8420	50.0	57.0	
28 Methyl tert-butyl ether	73	3.457	3.457	0.000	94	25995	5.00	5.24	
29 trans-1,2-Dichloroethene	96	3.482	3.482	0.000	90	10637	5.00	5.29	

Compound	Sig	RT (min.)	Exp RT (min.)	Dlt RT (min.)	Q	Response	Cal Amt ug/l	OnCol Amt ug/l	Flags
30 Acrylonitrile	53	3.564	3.564	0.000	96	23822	50.0	44.6	
32 Hexane	43	3.646	3.646	0.000	90	4605	5.00	5.48	
33 Isopropyl ether	45	3.860	3.860	0.000	90	13839	5.00	4.52	
34 1,1-Dichloroethane	63	3.893	3.893	0.000	98	17951	5.00	5.65	
35 Vinyl acetate	86	3.909	3.909	0.000	88	2696	10.0	10.2	
36 2-Chloro-1,3-butadiene	88	3.942	3.942	0.000	89	7918	NC	NC	
37 Tert-butyl ethyl ether	59	4.188	4.188	0.000	89	17795	NC	NC	
* 38 2-Butanone-d5	46	4.394	4.394	0.000	90	76474	250.0	250.0	
39 2,2-Dichloropropane	97	4.402	4.402	0.000	62	2806	5.00	4.93	
40 cis-1,2-Dichloroethene	96	4.427	4.427	0.000	92	10614	5.00	4.76	
42 2-Butanone (MEK)	72	4.443	4.451	-0.008	98	2993	25.0	21.6	
41 Ethyl acetate	70	4.451	4.451	0.000	98	1156	10.0	8.83	
43 Methyl acrylate	55	4.501	4.509	-0.008	87	3333	NC	NC	
44 Propionitrile	54	4.575	4.583	-0.008	93	6115	NC	NC	
45 Chlorobromomethane	128	4.657	4.657	0.000	64	5235	5.00	4.65	
46 Tetrahydrofuran	42	4.657	4.665	-0.008	46	2126	10.0	5.62	
47 Methacrylonitrile	67	4.690	4.690	0.000	88	23678	NC	NC	
48 Chloroform	83	4.706	4.706	0.000	98	19290	5.00	5.41	
49 Cyclohexane	56	4.846	4.846	0.000	66	8949	5.00	4.70	
50 1,1,1-Trichloroethane	97	4.854	4.854	0.000	49	16762	5.00	5.88	
$ 51 Dibromofluoromethane (Surr	113	4.870	4.870	0.000	97	77412	50.0	50.4	
52 Carbon tetrachloride	117	4.977	4.977	0.000	87	13247	5.00	5.28	
53 1,1-Dichloropropene	75	5.010	5.010	0.000	90	10196	5.00	5.06	
54 Isobutyl alcohol	43	5.125	5.142	-0.017	48	5441	NC	NC	
55 Benzene	78	5.216	5.216	0.000	73	29439	5.00	5.72	
$ 56 1,2-Dichloroethane-d4 (Sur	65	5.232	5.232	0.000	96	92347	50.0	50.7	
57 Isopropyl acetate	43	5.273	5.273	0.000	71	11312	5.00	4.14	
58 Tert-amyl methyl ether	73	5.281	5.281	0.000	94	19747	NC	NC	
59 1,2-Dichloroethane	62	5.306	5.306	0.000	96	13405	5.00	5.28	
60 n-Heptane	57	5.363	5.364	-0.001	72	2953	5.00	4.33	
* 61 Fluorobenzene	96	5.503	5.511	-0.008	99	265015	50.0	50.0	
62 n-Butanol	56	5.807	5.799	0.008	84	3283	125.0	120.7	
63 Trichloroethene	95	5.865	5.865	0.000	88	7134	5.00	4.73	
64 Ethyl acrylate	55	5.996	5.988	0.008	90	9990	5.00	4.51	
65 Methylcyclohexane	83	5.988	5.996	-0.008	88	10320	5.00	4.54	
66 1,2-Dichloropropane	63	6.161	6.161	0.000	69	5578	5.00	4.87	
* 67 1,4-Dioxane-d8	96	6.210	6.210	0.000	90	9796	1000.0	1000.0	
68 Methyl methacrylate	100	6.243	6.234	0.009	89	2719	10.0	9.87	
69 1,4-Dioxane	88	6.267	6.267	0.000	21	1655	100.0	129.6	
70 n-Propyl acetate	43	6.284	6.292	-0.008	61	3346	5.00	3.82	
71 Dibromomethane	93	6.292	6.292	0.000	89	4849	5.00	4.91	
72 Dichlorobromomethane	83	6.448	6.440	0.008	97	8604	5.00	4.70	
73 2-Chloroethyl vinyl ether	63	6.785	6.785	0.000	60	1567	5.00	3.52	
74 2-Nitropropane	41	6.777	6.785	-0.008	79	1683	NC	NC	
75 Epichlorohydrin	57	6.892	6.892	0.000	98	7916	100.0	98.2	
76 cis-1,3-Dichloropropene	75	6.949	6.949	0.000	93	7047	5.00	4.38	
77 4-Methyl-2-pentanone (MIBK	43	7.122	7.122	0.000	89	14232	25.0	20.6	
$ 78 Toluene-d8 (Surr)	98	7.204	7.204	0.000	98	176142	50.0	52.2	
79 Toluene	91	7.278	7.278	0.000	97	21240	5.00	5.13	
80 trans-1,3-Dichloropropene	75	7.631	7.623	0.008	96	6662	5.00	4.90	
81 Ethyl methacrylate	69	7.656	7.656	0.000	76	3188	NC	NC	
82 1,1,2-Trichloroethane	83	7.845	7.845	0.000	87	3663	5.00	4.73	

Compound	Sig	RT (min.)	Exp RT (min.)	Dlt RT (min.)	Q	Response	Cal Amt ug/l	OnCol Amt ug/l	Flags
83 Tetrachloroethene	166	7.886	7.894	-0.008	95	6824	5.00	5.09	
84 1,3-Dichloropropane	76	8.059	8.067	-0.008	94	6853	5.00	4.90	
85 2-Hexanone	43	8.124	8.124	0.000	96	6683	25.0	18.9	
86 n-Butyl acetate	43	8.231	8.239	-0.008	72	2374	5.00	3.23	
87 Chlorodibromomethane	129	8.289	8.297	-0.008	90	5310	5.00	4.73	
88 Ethylene Dibromide	107	8.453	8.453	0.000	89	4637	5.00	4.97	
* 89 Chlorobenzene-d5	117	9.004	9.004	0.000	82	166623	50.0	50.0	
90 Chlorobenzene	112	9.045	9.045	0.000	97	17378	5.00	4.97	
91 Ethylbenzene	106	9.143	9.143	0.000	97	7531	5.00	4.44	
92 1,1,1,2-Tetrachloroethane	131	9.151	9.152	-0.001	89	6881	5.00	5.05	
93 m-Xylene & p-Xylene	106	9.283	9.283	0.000	96	8905	5.00	4.35	
94 n-Butyl acrylate	73	9.677	9.677	0.000	66	1866	5.00	3.68	
95 o-Xylene	106	9.702	9.702	0.000	93	10829	5.00	4.69	
96 Styrene	104	9.727	9.727	0.000	94	14531	5.00	4.37	
97 Amyl acetate (mixed isomer	43	9.891	9.891	0.000	89	5011	5.00	3.95	
98 Bromoform	173	9.916	9.916	0.000	93	3757	5.00	4.57	
99 Isopropylbenzene	105	10.031	10.031	0.000	93	25839	5.00	4.81	
$ 100 4-Bromofluorobenzene	174	10.203	10.203	0.000	95	69750	50.0	51.7	
101 Bromobenzene	156	10.318	10.318	0.000	87	9688	5.00	4.76	
102 1,1,2,2-Tetrachloroethane	83	10.351	10.343	0.008	94	8092	5.00	4.95	
103 N-Propylbenzene	91	10.368	10.368	0.000	98	28630	5.00	4.24	
104 1,2,3-Trichloropropane	110	10.384	10.384	0.000	90	3006	5.00	4.97	
105 trans-1,4-Dichloro-2-buten	53	10.400	10.400	0.000	71	1259	NC	NC	
107 2-Chlorotoluene	91	10.458	10.458	0.000	96	26408	5.00	4.84	
106 4-Ethyltoluene	105	10.466	10.466	0.000	96	26252	NC	NC	
108 1,3,5-Trimethylbenzene	105	10.515	10.516	-0.001	95	26951	5.00	4.78	
109 4-Chlorotoluene	91	10.548	10.548	0.000	95	22290	5.00	4.57	
110 Butyl Methacrylate	87	10.589	10.589	0.000	93	5898	5.00	3.58	
111 tert-Butylbenzene	119	10.746	10.746	0.000	95	23317	5.00	4.55	
112 1,2,4-Trimethylbenzene	105	10.795	10.795	0.000	96	27648	5.00	4.70	
113 sec-Butylbenzene	105	10.902	10.902	0.000	99	34269	5.00	4.91	
115 4-Isopropyltoluene	119	11.000	11.000	0.000	97	30346	5.00	4.69	
114 1,3-Dichlorobenzene	146	11.009	11.009	-0.001	97	23028	5.00	5.48	
* 116 1,4-Dichlorobenzene-d4	152	11.058	11.058	0.000	92	143824	50.0	50.0	
117 1,4-Dichlorobenzene	146	11.074	11.074	0.000	93	23095	5.00	5.18	
118 Benzyl chloride	91	11.173	11.173	0.000	99	14280	5.00	4.15	
119 2,3-Dihydroindene	117	11.214	11.214	0.000	95	30278	NC	NC	
120 p-Diethylbenzene	119	11.247	11.247	0.000	93	18087	NC	NC	
121 n-Butylbenzene	92	11.263	11.263	0.000	96	16557	5.00	4.78	
122 1,2-Dichlorobenzene	146	11.313	11.313	0.000	96	23748	5.00	5.50	
123 1,2,4,5-Tetramethylbenzene	119	11.732	11.732	0.000	96	23774	NC	NC	
124 1,2-Dibromo-3-Chloropropan	75	11.806	11.806	0.000	91	2078	5.00	5.39	
125 1,3,5-Trichlorobenzene	180	11.896	11.896	0.000	94	14755	NC	NC	
126 1,2,4-Trichlorobenzene	180	12.307	12.307	0.000	90	14833	5.00	5.06	
127 Hexachlorobutadiene	225	12.373	12.373	0.000	93	6292	5.00	5.35	
128 Naphthalene	128	12.488	12.496	-0.008	98	23287	5.00	3.91	
129 1,2,3-Trichlorobenzene	180	12.660	12.660	0.000	95	13529	5.00	4.92	
S 130 1,2-Dichloroethene, Total	100				0		10.0	10.1	
S 131 Xylenes, Total	100				0		10.0	9.04	

QC Flag Legend

Processing Flags

NC - Not Calibrated

Review Flags

M - Manually Integrated

Reagents:

GAS Hi_00180	Amount Added:	1.00	Units: uL	
MIX I Hi_00067	Amount Added:	1.00	Units: uL	
MIX 2 Hi_00051	Amount Added:	1.00	Units: uL	
ACROLEIN W_00059	Amount Added:	4.00	Units: uL	
8260ISNEW_00099	Amount Added:	1.00	Units: uL	Run Reagent
8260SURR250_00149	Amount Added:	1.00	Units: uL	Run Reagent

Report Date: 31-Dec-2016 09:54:00 Chrom Revision: 2.2 05-Dec-2016 12:37:22

TestAmerica Edison

Data File: \\ChromNA\Edison\ChromData\CVOAMS6\20161230-50008.b\F42547.D

Injection Date: 30-Dec-2016 06:48:30 Instrument ID: CVOAMS6 Operator ID:

Lims ID: STD5 Worklist Smp#: 6

Client ID:

Purge Vol: 5.000 mL Dil. Factor: 1.0000 ALS Bottle#: 5

Method: 8260624W6 Limit Group: VOA 624 ICAL

Column: Rtx-624 (0.25 mm)

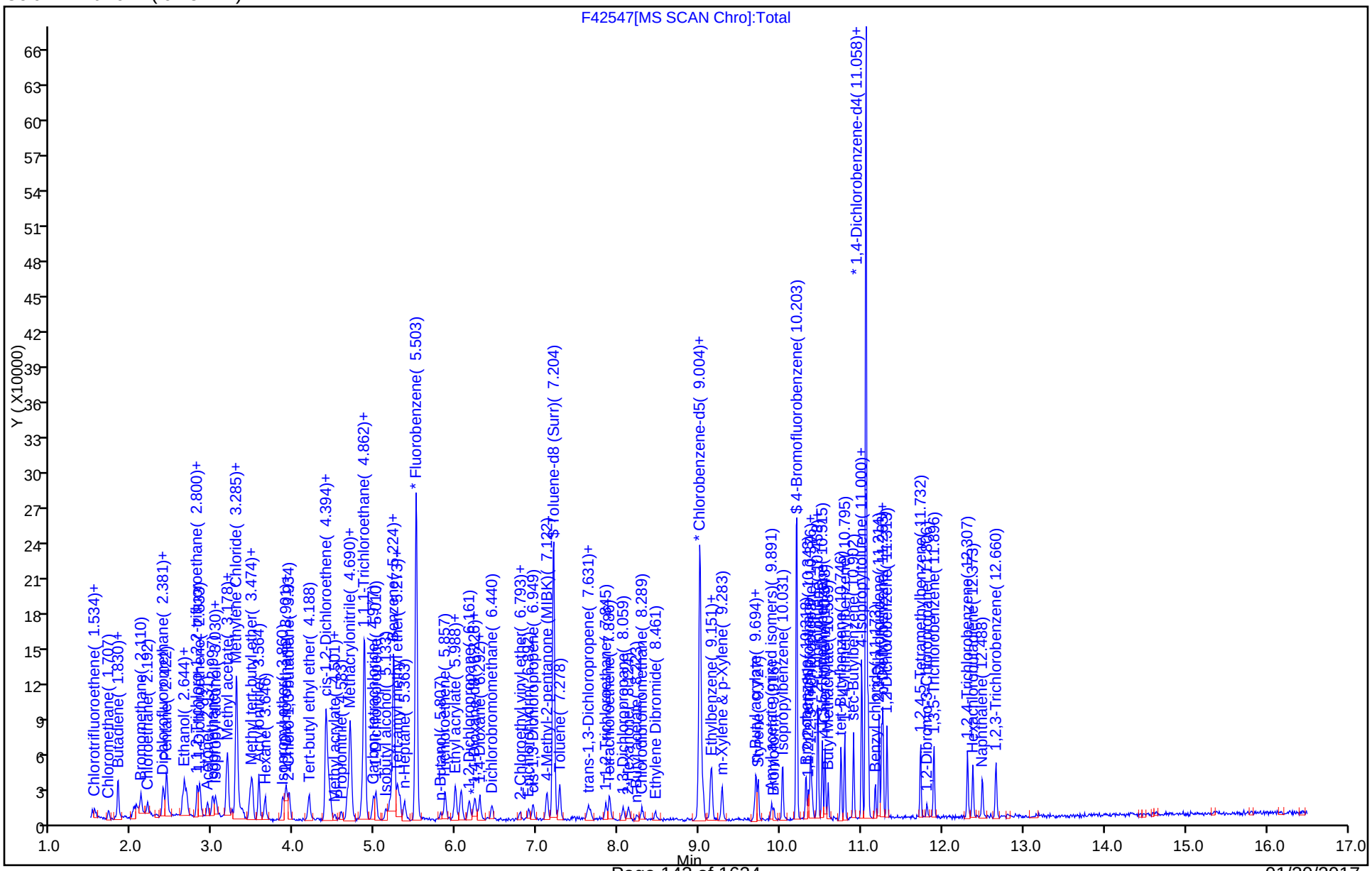

TestAmerica Edison
Target Compound Quantitation Report

Data File: \\ChromNA\Edison\ChromData\CVOAMS6\20161230-50008.b\F42548.D
Lims ID: STD20
Client ID:
Sample Type: ICIS Calib Level: 3
Inject. Date: 30-Dec-2016 07:12:30 ALS Bottle#: 6 Worklist Smp#: 7
Purge Vol: 5.000 mL Dil. Factor: 1.0000
Sample Info: STD20
Misc. Info.: 460-0050008-007
Operator ID: Instrument ID: CVOAMS6
Sublist: chrom-8260624W6*sub42

Method: \\ChromNA\Edison\ChromData\CVOAMS6\20161230-50008.b\8260624W6.m
Limit Group: VOA 624 ICAL
Last Update: 31-Dec-2016 09:54:02 Calib Date: 30-Dec-2016 08:23:30
Integrator: RTE ID Type: Deconvolution ID
Quant Method: Internal Standard Quant By: Initial Calibration
Last ICal File: \\ChromNA\Edison\ChromData\CVOAMS6\20161230-50008.b\F42551.D

Column 1 : Rtx-624 (0.25 mm) Det: MS SCAN
Process Host: XAWRK028

First Level Reviewer: tupayachia Date: 30-Dec-2016 08:50:31

Compound	Sig	RT (min.)	Exp RT (min.)	Dlt RT (min.)	Q	Response	Cal Amt ug/l	OnCol Amt ug/l	Flags
1 Chlorotrifluoroethene	66	1.510	1.510	0.000	1	6829	NC	NC	M
2 Dichlorodifluoromethane	85	1.543	1.543	0.000	98	38726	20.0	19.8	
3 Chloromethane	50	1.715	1.715	0.000	98	28022	20.0	18.2	
4 Vinyl chloride	62	1.822	1.822	0.000	95	32368	20.0	19.0	
5 Butadiene	54	1.830	1.830	0.000	92	38943	20.0	19.5	
6 Bromomethane	94	2.110	2.110	0.000	96	30124	20.0	19.8	
7 Chloroethane	64	2.192	2.192	0.000	98	23782	20.0	19.3	
8 Dichlorofluoromethane	67	2.381	2.381	0.000	98	62197	NC	NC	
9 Trichlorofluoromethane	101	2.397	2.397	0.000	78	53653	20.0	19.7	
10 Pentane	72	2.422	2.422	0.000	90	12194	40.0	40.2	
11 Ethanol	46	2.611	2.611	0.000	56	4152	800.0	678.1	M
12 Ethyl ether	59	2.627	2.627	0.000	88	26532	20.0	19.3	
13 2-Methyl-1,3-butadiene	53	2.644	2.644	0.000	91	25648	20.0	18.3	
14 1,2-Dichloro-1,1,2-trifluo	117	2.677	2.677	0.000	94	32130	NC	NC	
15 Acrolein	56	2.808	2.808	0.000	48	8693	40.0	35.1	
16 1,1,2-Trichloro-1,2,2-trif	101	2.808	2.808	0.000	98	37594	20.0	24.1	
17 1,1-Dichloroethene	96	2.841	2.841	0.000	96	38687	20.0	20.6	
18 Acetone	43	2.931	2.931	0.000	85	51454	100.0	114.3	
19 Iodomethane	142	2.997	2.997	0.000	97	77314	20.0	21.6	
20 Isopropyl alcohol	45	3.022	3.022	0.000	46	17242	200.0	172.1	
21 Carbon disulfide	76	3.030	3.030	0.000	99	95645	20.0	20.5	
22 3-Chloro-1-propene	41	3.161	3.161	0.000	85	53740	20.0	19.6	
24 Methyl acetate	43	3.178	3.178	0.000	96	92284	100.0	104.0	
23 Cyclopentene	67	3.186	3.186	0.000	92	72434	NC	NC	
31 Acetonitrile	41	3.235	3.235	0.000	93	24888	200.0	189.8	
* 26 TBA-d9 (IS)	46	3.293	3.293	0.000	95	39841	1000.0	1000.0	
25 Methylene Chloride	84	3.293	3.293	0.000	74	39089	20.0	20.6	
27 2-Methyl-2-propanol	59	3.359	3.359	0.000	98	30268	200.0	192.3	
28 Methyl tert-butyl ether	73	3.457	3.457	0.000	95	101337	20.0	20.7	
29 trans-1,2-Dichloroethene	96	3.482	3.482	0.000	93	43162	20.0	21.8	

Compound	Sig	RT (min.)	Exp RT (min.)	Dlt RT (min.)	Q	Response	Cal Amt ug/l	OnCol Amt ug/l	Flags
30 Acrylonitrile	53	3.564	3.564	0.000	95	101358	200.0	192.5	
32 Hexane	43	3.646	3.646	0.000	89	19648	20.0	23.7	
33 Isopropyl ether	45	3.860	3.860	0.000	92	58741	20.0	19.5	
34 1,1-Dichloroethane	63	3.893	3.893	0.000	100	65486	20.0	20.9	
35 Vinyl acetate	86	3.909	3.909	0.000	92	9457	40.0	33.4	
36 2-Chloro-1,3-butadiene	88	3.942	3.942	0.000	93	29444	NC	NC	
37 Tert-butyl ethyl ether	59	4.188	4.188	0.000	93	75605	NC	NC	
* 38 2-Butanone-d5	46	4.394	4.394	0.000	92	70903	250.0	250.0	
39 2,2-Dichloropropane	97	4.402	4.402	0.000	93	11200	20.0	20.0	
40 cis-1,2-Dichloroethene	96	4.427	4.427	0.000	96	44973	20.0	20.5	
42 2-Butanone (MEK)	72	4.451	4.451	0.000	98	15056	100.0	117.2	
41 Ethyl acetate	70	4.451	4.451	0.000	94	5537	40.0	45.6	
43 Methyl acrylate	55	4.509	4.509	0.000	98	14921	NC	NC	
44 Propionitrile	54	4.583	4.583	0.000	98	27303	NC	NC	
45 Chlorobromomethane	128	4.657	4.657	0.000	68	23254	20.0	20.9	
46 Tetrahydrofuran	42	4.665	4.665	0.000	50	14227	40.0	40.5	
47 Methacrylonitrile	67	4.690	4.690	0.000	89	93228	NC	NC	
48 Chloroform	83	4.706	4.706	0.000	99	70175	20.0	19.9	
49 Cyclohexane	56	4.846	4.846	0.000	84	45150	20.0	24.0	
50 1,1,1-Trichloroethane	97	4.854	4.854	0.000	97	60009	20.0	21.3	
$ 51 Dibromofluoromethane (Surr	113	4.870	4.870	0.000	97	78864	50.0	52.1	
52 Carbon tetrachloride	117	4.977	4.977	0.000	97	53137	20.0	21.5	
53 1,1-Dichloropropene	75	5.010	5.010	0.000	94	41775	20.0	21.0	
54 Isobutyl alcohol	43	5.142	5.142	0.000	96	21211	NC	NC	
55 Benzene	78	5.216	5.216	0.000	95	119661	20.0	21.6	
$ 56 1,2-Dichloroethane-d4 (Sur	65	5.232	5.232	0.000	97	90688	50.0	50.5	
57 Isopropyl acetate	43	5.273	5.273	0.000	70	56666	20.0	21.0	
58 Tert-amyl methyl ether	73	5.281	5.281	0.000	94	85146	NC	NC	
59 1,2-Dichloroethane	62	5.306	5.306	0.000	99	53630	20.0	21.4	
60 n-Heptane	57	5.364	5.364	0.000	69	14683	20.0	21.8	
* 61 Fluorobenzene	96	5.511	5.511	0.000	99	261493	50.0	50.0	
62 n-Butanol	56	5.799	5.799	0.000	88	12198	500.0	420.6	
63 Trichloroethene	95	5.865	5.865	0.000	92	31321	20.0	21.0	
64 Ethyl acrylate	55	5.988	5.988	0.000	87	46786	20.0	21.4	
65 Methylcyclohexane	83	5.996	5.996	0.000	92	52894	20.0	23.6	
66 1,2-Dichloropropane	63	6.161	6.161	0.000	84	21425	20.0	18.9	
* 67 1,4-Dioxane-d8	96	6.210	6.210	0.000	72	10819	1000.0	1000.0	
68 Methyl methacrylate	100	6.234	6.234	0.000	79	8670	40.0	31.9	
69 1,4-Dioxane	88	6.267	6.267	0.000	76	5245	400.0	372.0	
70 n-Propyl acetate	43	6.292	6.292	0.000	69	15289	20.0	17.7	
71 Dibromomethane	93	6.292	6.292	0.000	89	19412	20.0	19.9	
72 Dichlorobromomethane	83	6.440	6.440	0.000	97	36064	20.0	20.0	
73 2-Chloroethyl vinyl ether	63	6.785	6.785	0.000	69	6809	20.0	15.5	
74 2-Nitropropane	41	6.785	6.785	0.000	89	7756	NC	NC	
75 Epichlorohydrin	57	6.892	6.892	0.000	98	33217	400.0	444.2	
76 cis-1,3-Dichloropropene	75	6.949	6.949	0.000	94	31714	20.0	18.3	
77 4-Methyl-2-pentanone (MIBK	43	7.122	7.122	0.000	90	67849	100.0	106.1	
$ 78 Toluene-d8 (Surr)	98	7.204	7.204	0.000	97	180609	50.0	49.6	
79 Toluene	91	7.278	7.278	0.000	98	87529	20.0	19.6	
80 trans-1,3-Dichloropropene	75	7.623	7.623	0.000	98	26179	20.0	17.9	
81 Ethyl methacrylate	69	7.656	7.656	0.000	88	14747	NC	NC	
82 1,1,2-Trichloroethane	83	7.845	7.845	0.000	93	15544	20.0	18.6	

Compound	Sig	RT (min.)	Exp RT (min.)	Dlt RT (min.)	Q	Response	Cal Amt ug/l	OnCol Amt ug/l	Flags
83 Tetrachloroethene	166	7.894	7.894	0.000	95	31431	20.0	21.7	
84 1,3-Dichloropropane	76	8.067	8.067	0.000	91	28252	20.0	18.7	
85 2-Hexanone	43	8.124	8.124	0.000	93	33652	100.0	102.8	
86 n-Butyl acetate	43	8.239	8.239	0.000	97	13576	20.0	17.1	
87 Chlorodibromomethane	129	8.297	8.297	0.000	96	24029	20.0	19.9	
88 Ethylene Dibromide	107	8.453	8.453	0.000	100	20108	20.0	20.0	
* 89 Chlorobenzene-d5	117	9.004	9.004	0.000	83	179656	50.0	50.0	
90 Chlorobenzene	112	9.045	9.045	0.000	96	71273	20.0	18.9	
91 Ethylbenzene	106	9.143	9.143	0.000	98	34671	20.0	19.0	
92 1,1,1,2-Tetrachloroethane	131	9.152	9.152	0.000	94	31021	20.0	21.1	
93 m-Xylene & p-Xylene	106	9.283	9.283	0.000	93	48443	20.0	21.9	
94 n-Butyl acrylate	73	9.677	9.677	0.000	97	8250	20.0	15.1	
95 o-Xylene	106	9.702	9.702	0.000	97	55555	20.0	22.3	
96 Styrene	104	9.727	9.727	0.000	99	79443	20.0	22.1	
97 Amyl acetate (mixed isomer	43	9.891	9.891	0.000	95	22697	20.0	16.4	
98 Bromoform	173	9.916	9.916	0.000	97	15455	20.0	17.4	
99 Isopropylbenzene	105	10.031	10.031	0.000	94	133747	20.0	23.1	
$ 100 4-Bromofluorobenzene	174	10.203	10.203	0.000	95	74427	50.0	51.1	
101 Bromobenzene	156	10.318	10.318	0.000	82	43115	20.0	19.7	
102 1,1,2,2-Tetrachloroethane	83	10.343	10.343	0.000	97	33453	20.0	19.1	
103 N-Propylbenzene	91	10.368	10.368	0.000	98	145017	20.0	20.0	
104 1,2,3-Trichloropropane	110	10.384	10.384	0.000	94	13059	20.0	20.1	
105 trans-1,4-Dichloro-2-buten	53	10.400	10.400	0.000	73	5541	NC	NC	
107 2-Chlorotoluene	91	10.458	10.458	0.000	97	120196	20.0	20.5	
106 4-Ethyltoluene	105	10.466	10.466	0.000	96	129379	NC	NC	
108 1,3,5-Trimethylbenzene	105	10.516	10.516	0.000	96	130631	20.0	21.6	
109 4-Chlorotoluene	91	10.548	10.548	0.000	95	107678	20.0	20.6	
110 Butyl Methacrylate	87	10.589	10.589	0.000	89	31860	20.0	18.0	
111 tert-Butylbenzene	119	10.746	10.746	0.000	96	124179	20.0	22.6	
112 1,2,4-Trimethylbenzene	105	10.795	10.795	0.000	95	140132	20.0	22.2	
113 sec-Butylbenzene	105	10.902	10.902	0.000	98	170438	20.0	22.7	
115 4-Isopropyltoluene	119	11.000	11.000	0.000	97	156341	20.0	22.5	
114 1,3-Dichlorobenzene	146	11.009	11.009	0.000	99	98251	20.0	21.8	
* 116 1,4-Dichlorobenzene-d4	152	11.058	11.058	0.000	92	154375	50.0	50.0	
117 1,4-Dichlorobenzene	146	11.074	11.074	0.000	97	101721	20.0	21.3	
118 Benzyl chloride	91	11.173	11.173	0.000	99	69897	20.0	18.9	
119 2,3-Dihydroindene	117	11.214	11.214	0.000	96	144009	NC	NC	
120 p-Diethylbenzene	119	11.247	11.247	0.000	94	88700	NC	NC	
121 n-Butylbenzene	92	11.263	11.263	0.000	98	82378	20.0	22.1	
122 1,2-Dichlorobenzene	146	11.313	11.313	0.000	97	104495	20.0	22.5	
123 1,2,4,5-Tetramethylbenzene	119	11.732	11.732	0.000	98	140208	NC	NC	
124 1,2-Dibromo-3-Chloropropan	75	11.806	11.806	0.000	93	7552	20.0	18.2	
125 1,3,5-Trichlorobenzene	180	11.896	11.896	0.000	96	70536	NC	NC	
126 1,2,4-Trichlorobenzene	180	12.307	12.307	0.000	93	66922	20.0	21.3	
127 Hexachlorobutadiene	225	12.373	12.373	0.000	94	27754	20.0	22.0	
128 Naphthalene	128	12.496	12.496	0.000	99	142834	20.0	22.3	
129 1,2,3-Trichlorobenzene	180	12.660	12.660	0.000	95	63257	20.0	21.4	
S 130 1,2-Dichloroethene, Total	100				0		40.0	42.2	
S 131 Xylenes, Total	100				0		40.0	44.3	

QC Flag Legend

Processing Flags

NC - Not Calibrated

Review Flags

M - Manually Integrated

Reagents:

GAS Hi_00180	Amount Added:	2.00	Units: uL	
MIX I Hi_00067	Amount Added:	2.00	Units: uL	
MIX 2 Hi_00051	Amount Added:	2.00	Units: uL	
ACROLEIN W_00059	Amount Added:	4.00	Units: uL	
8260ISNEW_00099	Amount Added:	1.00	Units: uL	Run Reagent
8260SURR250_00149	Amount Added:	1.00	Units: uL	Run Reagent

Report Date: 31-Dec-2016 09:54:05 Chrom Revision: 2.2 05-Dec-2016 12:37:22

TestAmerica Edison

Data File: \\ChromNA\Edison\ChromData\CVOAMS6\20161230-50008.b\F42548.D

Injection Date: 30-Dec-2016 07:12:30 Instrument ID: CVOAMS6 Operator ID:

Lims ID: STD20 Worklist Smp#: 7

Client ID:

Purge Vol: 5.000 mL Dil. Factor: 1.0000 ALS Bottle#: 6

Method: 8260624W6 Limit Group: VOA 624 ICAL

Column: Rtx-624 (0.25 mm)

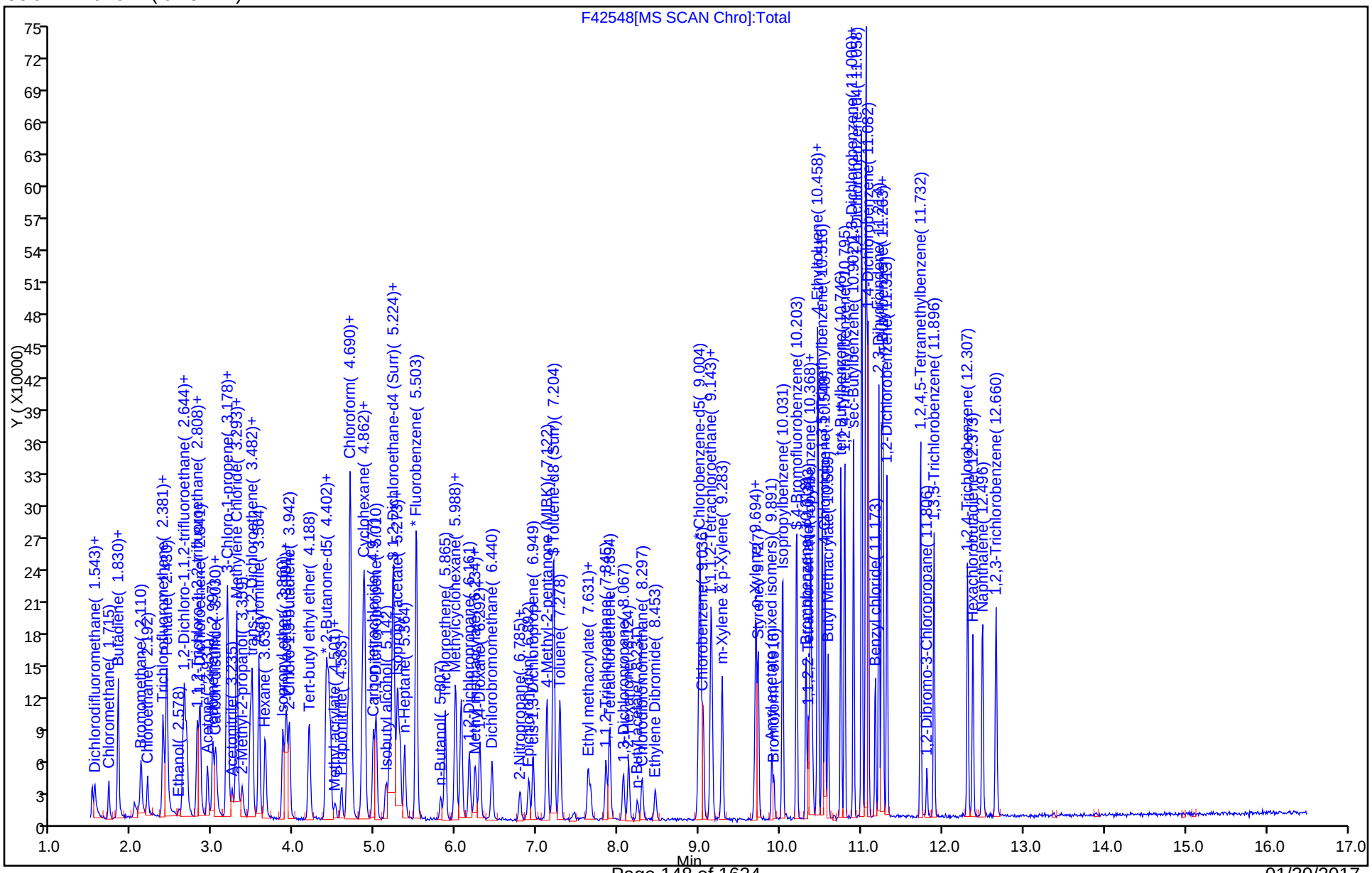

Manual Integration/User Assign Peak Report

TestAmerica Edison

Data File:	\\ChromNA\Edison\ChromData\CVOAMS6\20161230-50008.b\F42548.D				
Injection Date:	30-Dec-2016 07:12:30	Instrument ID:	CVOAMS6		
Lims ID:	STD20				
Client ID:					
Operator ID:		ALS Bottle#:	6	Worklist Smp#:	7
Purge Vol:	5.000 mL	Dil. Factor:	1.0000		
Method:	8260624W6	Limit Group:	VOA 624 ICAL		
Column:	Rtx-624 (0.25 mm)	Detector	MS SCAN		

11 Ethanol, CAS: 64-17-5

Signal: 1

Processing Integration Results

RT: 2.64
Area: 1553
Amount: 327.5179
Amount Units: ug/l

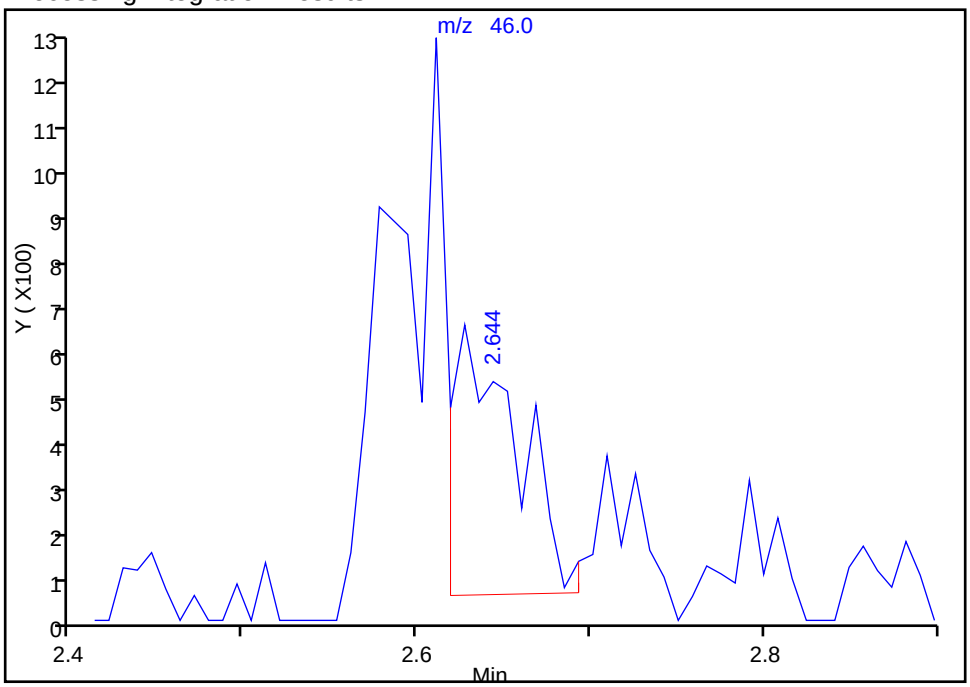

Manual Integration Results

RT: 2.61
Area: 4152
Amount: 678.0797
Amount Units: ug/l

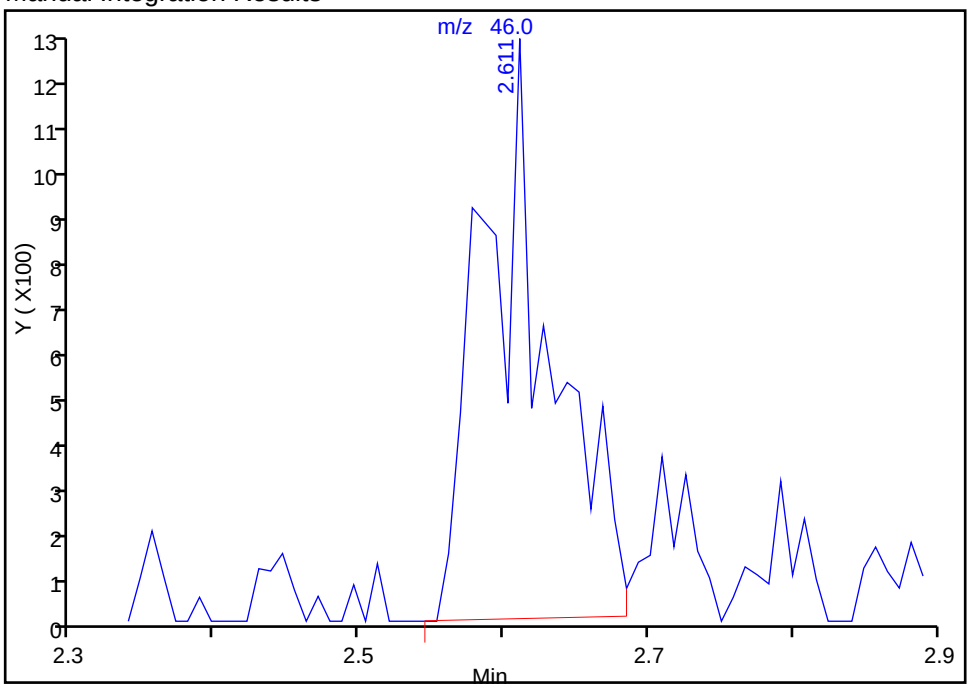

Reviewer: baronm, 30-Dec-2016 19:28:13

Audit Action: Manually Integrated Audit Reason: Incomplete Integration

TestAmerica Edison
Target Compound Quantitation Report

Data File: \\ChromNA\Edison\ChromData\CVOAMS6\20161230-50008.b\F42549.D
Lims ID: STD50
Client ID:
Sample Type: IC Calib Level: 4
Inject. Date: 30-Dec-2016 07:35:30 ALS Bottle#: 7 Worklist Smp#: 8
Purge Vol: 5.000 mL Dil. Factor: 1.0000
Sample Info: STD50
Misc. Info.: 460-0050008-008
Operator ID: Instrument ID: CVOAMS6
Sublist: chrom-8260624W6*sub42

Method: \\ChromNA\Edison\ChromData\CVOAMS6\20161230-50008.b\8260624W6.m
Limit Group: VOA 624 ICAL
Last Update: 31-Dec-2016 09:54:07 Calib Date: 30-Dec-2016 08:23:30
Integrator: RTE ID Type: Deconvolution ID
Quant Method: Internal Standard Quant By: Initial Calibration
Last ICal File: \\ChromNA\Edison\ChromData\CVOAMS6\20161230-50008.b\F42551.D

Column 1 : Rtx-624 (0.25 mm) Det: MS SCAN
Process Host: XAWRK028

First Level Reviewer: tupayachia Date: 30-Dec-2016 08:52:20

Compound	Sig	RT (min.)	Exp RT (min.)	Dlt RT (min.)	Q	Response	Cal Amt ug/l	OnCol Amt ug/l	Flags
1 Chlorotrifluoroethene	66	1.510	1.510	0.000	1	16367	NC	NC	M
2 Dichlorodifluoromethane	85	1.543	1.543	0.000	99	111405	50.0	58.7	
3 Chloromethane	50	1.715	1.715	0.000	99	81311	50.0	54.3	
4 Vinyl chloride	62	1.822	1.822	0.000	83	94673	50.0	57.3	
5 Butadiene	54	1.830	1.830	0.000	93	109903	50.0	56.7	
6 Bromomethane	94	2.118	2.110	0.008	97	79334	50.0	53.8	
7 Chloroethane	64	2.192	2.192	0.000	99	66964	50.0	55.9	
8 Dichlorofluoromethane	67	2.381	2.381	0.000	99	165052	NC	NC	
9 Trichlorofluoromethane	101	2.397	2.397	0.000	95	158896	50.0	60.1	
10 Pentane	72	2.430	2.422	0.008	90	32175	100.0	109.0	
11 Ethanol	46	2.586	2.611	-0.025	89	10432	2000.0	1748.6	
12 Ethyl ether	59	2.627	2.627	0.000	91	65983	50.0	49.5	
13 2-Methyl-1,3-butadiene	53	2.644	2.644	0.000	95	75682	50.0	55.5	
14 1,2-Dichloro-1,1,2-trifluo	117	2.676	2.677	-0.001	84	78479	NC	NC	
15 Acrolein	56	2.808	2.808	0.000	47	20081	100.0	83.1	
16 1,1,2-Trichloro-1,2,2-trif	101	2.808	2.808	0.000	97	82179	50.0	54.2	
17 1,1-Dichloroethene	96	2.841	2.841	0.000	97	95465	50.0	52.3	
18 Acetone	43	2.931	2.931	0.000	88	130798	250.0	279.6	
19 Iodomethane	142	2.997	2.997	0.000	96	186488	50.0	53.6	
20 Isopropyl alcohol	45	3.022	3.022	0.000	100	42686	500.0	437.2	
21 Carbon disulfide	76	3.038	3.030	0.008	99	250824	50.0	55.3	
22 3-Chloro-1-propene	41	3.161	3.161	0.000	85	139274	50.0	52.3	
24 Methyl acetate	43	3.178	3.178	0.000	97	218188	250.0	252.9	
23 Cyclopentene	67	3.186	3.186	0.000	93	198928	NC	NC	
31 Acetonitrile	41	3.235	3.235	0.000	99	63555	500.0	498.6	
* 26 TBA-d9 (IS)	46	3.285	3.293	-0.009	95	38817	1000.0	1000.0	
25 Methylene Chloride	84	3.293	3.293	0.000	84	99613	50.0	53.9	
27 2-Methyl-2-propanol	59	3.358	3.359	-0.001	98	75770	500.0	494.1	
28 Methyl tert-butyl ether	73	3.465	3.457	0.008	95	253762	50.0	53.4	
29 trans-1,2-Dichloroethene	96	3.482	3.482	0.000	91	103719	50.0	53.8	

Compound	Sig	RT (min.)	Exp RT (min.)	Dlt RT (min.)	Q	Response	Cal Amt ug/l	OnCol Amt ug/l	Flags
30 Acrylonitrile	53	3.564	3.564	0.000	93	244522	500.0	477.6	
32 Hexane	43	3.646	3.646	0.000	90	37290	50.0	46.2	
33 Isopropyl ether	45	3.860	3.860	0.000	92	159463	50.0	54.4	
34 1,1-Dichloroethane	63	3.901	3.893	0.008	100	154527	50.0	50.7	
35 Vinyl acetate	86	3.909	3.909	0.000	94	26942	100.0	97.7	
36 2-Chloro-1,3-butadiene	88	3.942	3.942	0.000	89	86234	NC	NC	
37 Tert-butyl ethyl ether	59	4.188	4.188	0.000	93	200867	NC	NC	
* 38 2-Butanone-d5	46	4.394	4.394	0.000	64	73696	250.0	250.0	
39 2,2-Dichloropropane	97	4.402	4.402	0.000	92	24569	50.0	45.0	
40 cis-1,2-Dichloroethene	96	4.427	4.427	0.000	99	112517	50.0	52.7	
42 2-Butanone (MEK)	72	4.451	4.451	0.000	98	37217	250.0	278.7	
41 Ethyl acetate	70	4.451	4.451	0.000	97	12047	100.0	95.5	
43 Methyl acrylate	55	4.501	4.509	-0.008	98	37875	NC	NC	
44 Propionitrile	54	4.583	4.583	0.000	98	67902	NC	NC	
45 Chlorobromomethane	128	4.657	4.657	0.000	67	56504	50.0	52.3	
46 Tetrahydrofuran	42	4.665	4.665	0.000	59	38136	100.0	104.6	
47 Methacrylonitrile	67	4.690	4.690	0.000	89	250678	NC	NC	
48 Chloroform	83	4.706	4.706	0.000	99	175036	50.0	51.2	
49 Cyclohexane	56	4.846	4.846	0.000	88	96115	50.0	52.6	
50 1,1,1-Trichloroethane	97	4.862	4.854	0.008	96	138828	50.0	50.7	
$ 51 Dibromofluoromethane (Surr	113	4.870	4.870	0.000	96	74957	50.0	50.9	
52 Carbon tetrachloride	117	4.977	4.977	0.000	97	124497	50.0	51.7	
53 1,1-Dichloropropene	75	5.010	5.010	0.000	94	96080	50.0	49.7	
54 Isobutyl alcohol	43	5.133	5.142	-0.009	91	49886	NC	NC	
55 Benzene	78	5.215	5.216	-0.001	94	289001	50.0	50.1	
$ 56 1,2-Dichloroethane-d4 (Sur	65	5.232	5.232	0.000	97	90010	50.0	51.6	
57 Isopropyl acetate	43	5.273	5.273	0.000	91	136274	50.0	52.0	
58 Tert-amyl methyl ether	73	5.281	5.281	0.000	94	211182	NC	NC	
59 1,2-Dichloroethane	62	5.306	5.306	0.000	98	126612	50.0	52.0	
60 n-Heptane	57	5.363	5.364	-0.001	79	30029	50.0	45.9	
* 61 Fluorobenzene	96	5.511	5.511	0.000	99	254215	50.0	50.0	
62 n-Butanol	56	5.807	5.799	0.008	90	32778	1250.0	1160.1	
63 Trichloroethene	95	5.865	5.865	0.000	92	73601	50.0	50.8	
64 Ethyl acrylate	55	5.988	5.988	0.000	93	113662	50.0	53.5	
65 Methylcyclohexane	83	5.996	5.996	0.000	90	115849	50.0	53.1	
66 1,2-Dichloropropane	63	6.160	6.161	-0.001	83	53845	50.0	49.0	
* 67 1,4-Dioxane-d8	96	6.218	6.210	0.008	35	13290	1000.0	1000.0	
68 Methyl methacrylate	100	6.234	6.234	0.000	85	24178	100.0	91.5	
69 1,4-Dioxane	88	6.275	6.267	0.008	44	14856	1000.0	857.7	
70 n-Propyl acetate	43	6.292	6.292	0.000	72	38627	50.0	46.0	
71 Dibromomethane	93	6.292	6.292	0.000	92	48951	50.0	51.7	
72 Dichlorobromomethane	83	6.440	6.440	0.000	98	92044	50.0	52.4	
73 2-Chloroethyl vinyl ether	63	6.785	6.785	0.000	67	19856	50.0	46.5	
74 2-Nitropropane	41	6.793	6.785	0.008	89	23118	NC	NC	
75 Epichlorohydrin	57	6.892	6.892	0.000	98	88804	1000.0	1142.6	
76 cis-1,3-Dichloropropene	75	6.949	6.949	0.000	93	93195	50.0	51.7	
77 4-Methyl-2-pentanone (MIBK	43	7.122	7.122	0.000	92	194900	250.0	293.2	
$ 78 Toluene-d8 (Surr)	98	7.204	7.204	0.000	99	182719	50.0	48.3	
79 Toluene	91	7.278	7.278	0.000	97	231327	50.0	49.8	
80 trans-1,3-Dichloropropene	75	7.631	7.623	0.008	97	75286	50.0	49.4	
81 Ethyl methacrylate	69	7.656	7.656	0.000	90	44793	NC	NC	
82 1,1,2-Trichloroethane	83	7.853	7.845	0.008	94	40777	50.0	47.0	

Compound	Sig	RT (min.)	Exp RT (min.)	Dlt RT (min.)	Q	Response	Cal Amt ug/l	OnCol Amt ug/l	Flags
83 Tetrachloroethene	166	7.894	7.894	0.000	95	77846	50.0	51.8	
84 1,3-Dichloropropane	76	8.059	8.067	-0.008	92	77192	50.0	49.3	
85 2-Hexanone	43	8.124	8.124	0.000	93	93715	250.0	275.4	
86 n-Butyl acetate	43	8.239	8.239	0.000	94	38180	50.0	46.3	
87 Chlorodibromomethane	129	8.289	8.297	-0.008	97	65356	50.0	52.0	
88 Ethylene Dibromide	107	8.453	8.453	0.000	99	53873	50.0	51.5	
* 89 Chlorobenzene-d5	117	9.003	9.004	-0.001	82	186776	50.0	50.0	
90 Chlorobenzene	112	9.045	9.045	0.000	98	190403	50.0	48.6	
91 Ethylbenzene	106	9.143	9.143	0.000	96	97734	50.0	51.4	
92 1,1,1,2-Tetrachloroethane	131	9.151	9.152	-0.001	94	81025	50.0	53.0	
93 m-Xylene & p-Xylene	106	9.283	9.283	0.000	93	125339	50.0	54.6	
94 n-Butyl acrylate	73	9.677	9.677	0.000	97	31230	50.0	55.0	
95 o-Xylene	106	9.702	9.702	0.000	96	150211	50.0	58.0	
96 Styrene	104	9.727	9.727	0.000	98	215601	50.0	57.8	
97 Amyl acetate (mixed isomer	43	9.891	9.891	0.000	93	70925	50.0	50.1	
98 Bromoform	173	9.924	9.916	0.008	97	46648	50.0	50.6	
99 Isopropylbenzene	105	10.031	10.031	0.000	94	339427	50.0	56.3	
$ 100 4-Bromofluorobenzene	174	10.203	10.203	0.000	97	79763	50.0	52.7	
101 Bromobenzene	156	10.318	10.318	0.000	83	111494	50.0	52.4	
102 1,1,2,2-Tetrachloroethane	83	10.343	10.343	0.000	97	88269	50.0	51.6	
103 N-Propylbenzene	91	10.376	10.368	0.008	98	362348	50.0	51.4	
104 1,2,3-Trichloropropane	110	10.384	10.384	0.000	96	32402	50.0	51.3	
105 trans-1,4-Dichloro-2-buten	53	10.400	10.400	0.000	83	14927	NC	NC	
107 2-Chlorotoluene	91	10.458	10.458	0.000	97	297674	50.0	52.2	
106 4-Ethyltoluene	105	10.466	10.466	0.000	97	365462	NC	NC	
108 1,3,5-Trimethylbenzene	105	10.515	10.516	-0.001	97	322593	50.0	54.7	
109 4-Chlorotoluene	91	10.548	10.548	0.000	94	271042	50.0	53.2	
110 Butyl Methacrylate	87	10.589	10.589	0.000	90	94544	50.0	55.0	
111 tert-Butylbenzene	119	10.745	10.746	-0.001	96	302378	50.0	56.4	
112 1,2,4-Trimethylbenzene	105	10.795	10.795	0.000	95	362143	50.0	58.9	
113 sec-Butylbenzene	105	10.902	10.902	0.000	98	411874	50.0	56.4	
115 4-Isopropyltoluene	119	11.000	11.000	0.000	97	383078	50.0	56.6	
114 1,3-Dichlorobenzene	146	11.008	11.009	-0.001	99	240505	50.0	54.8	
* 116 1,4-Dichlorobenzene-d4	152	11.058	11.058	0.000	92	150266	50.0	50.0	
117 1,4-Dichlorobenzene	146	11.074	11.074	0.000	96	241503	50.0	51.9	
118 Benzyl chloride	91	11.173	11.173	0.000	100	195791	50.0	54.4	
119 2,3-Dihydroindene	117	11.214	11.214	0.000	96	403568	NC	NC	
120 p-Diethylbenzene	119	11.247	11.247	0.000	95	242924	NC	NC	
121 n-Butylbenzene	92	11.263	11.263	0.000	97	191841	50.0	53.0	
122 1,2-Dichlorobenzene	146	11.312	11.313	-0.001	98	242738	50.0	53.8	
123 1,2,4,5-Tetramethylbenzene	119	11.731	11.732	-0.001	99	407100	NC	NC	
124 1,2-Dibromo-3-Chloropropan	75	11.805	11.806	-0.001	97	21414	50.0	53.1	
125 1,3,5-Trichlorobenzene	180	11.896	11.896	0.000	97	188358	NC	NC	
126 1,2,4-Trichlorobenzene	180	12.307	12.307	0.000	92	170196	50.0	55.6	
127 Hexachlorobutadiene	225	12.372	12.373	-0.001	95	61632	50.0	50.1	
128 Naphthalene	128	12.496	12.496	0.000	99	373071	50.0	59.9	
129 1,2,3-Trichlorobenzene	180	12.660	12.660	0.000	96	154567	50.0	53.8	
S 130 1,2-Dichloroethene, Total	100				0		100.0	106.5	
S 131 Xylenes, Total	100				0		100.0	112.6	

QC Flag Legend

Processing Flags

NC - Not Calibrated

Review Flags

M - Manually Integrated

Reagents:

GAS Hi_00180	Amount Added:	5.00	Units: uL	
MIX I Hi_00067	Amount Added:	5.00	Units: uL	
MIX 2 Hi_00051	Amount Added:	5.00	Units: uL	
ACROLEIN W_00059	Amount Added:	10.00	Units: uL	
8260ISNEW_00099	Amount Added:	1.00	Units: uL	Run Reagent
8260SURR250_00149	Amount Added:	1.00	Units: uL	Run Reagent

Report Date: 31-Dec-2016 09:54:10 Chrom Revision: 2.2 05-Dec-2016 12:37:22

TestAmerica Edison

Data File: \\ChromNA\Edison\ChromData\CVOAMS6\20161230-50008.b\F42549.D

Injection Date: 30-Dec-2016 07:35:30 Instrument ID: CVOAMS6 Operator ID:

Lims ID: STD50 Worklist Smp#: 8

Client ID:

Purge Vol: 5.000 mL Dil. Factor: 1.0000 ALS Bottle#: 7

Method: 8260624W6 Limit Group: VOA 624 ICAL

Column: Rtx-624 (0.25 mm)

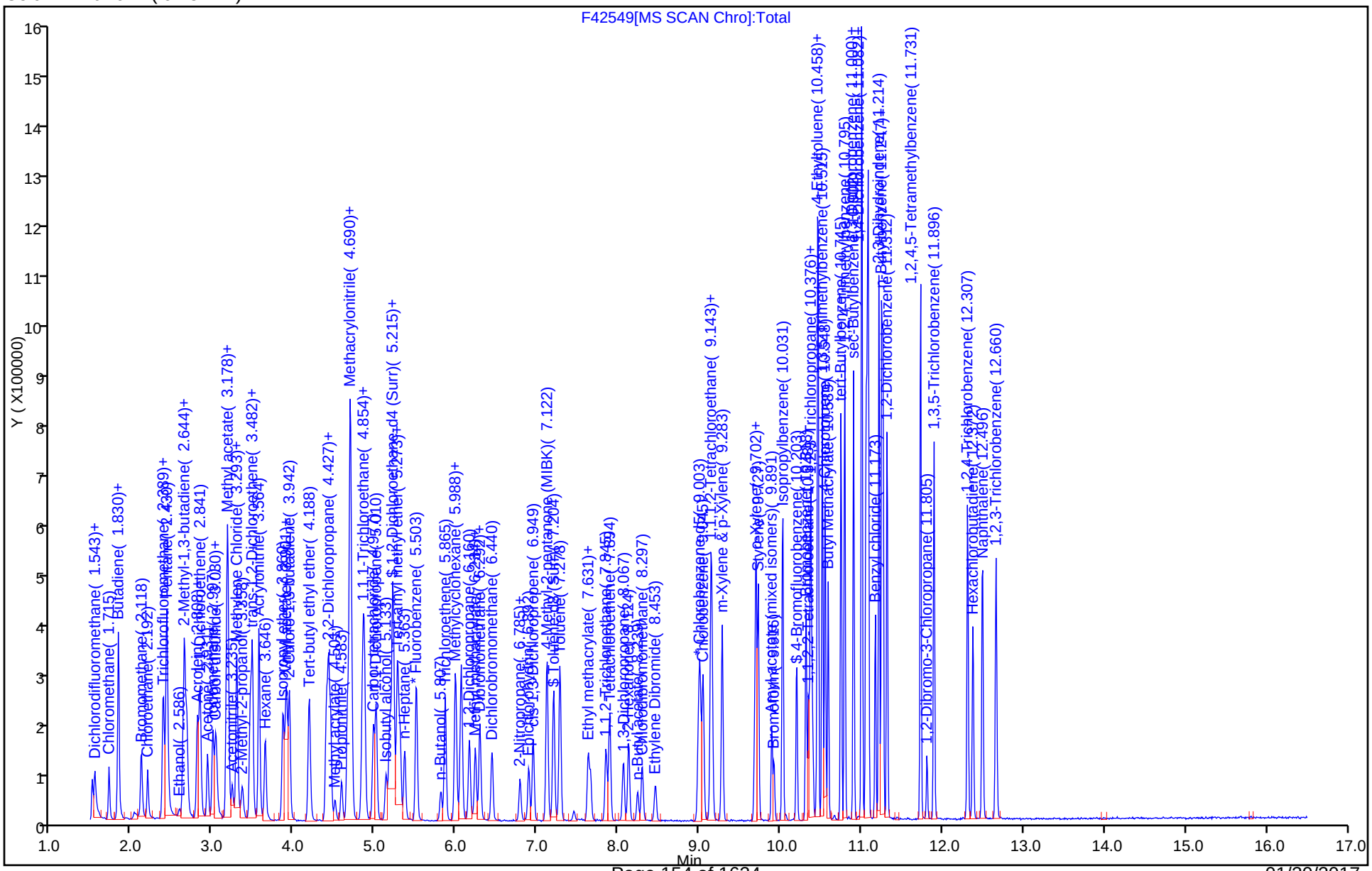

TestAmerica Edison
Target Compound Quantitation Report

Data File: \\ChromNA\Edison\ChromData\CVOAMS6\20161230-50008.b\F42550.D
Lims ID: STD200
Client ID:
Sample Type: IC Calib Level: 5
Inject. Date: 30-Dec-2016 07:59:30 ALS Bottle#: 8 Worklist Smp#: 9
Purge Vol: 5.000 mL Dil. Factor: 1.0000
Sample Info: STD200
Misc. Info.: 460-0050008-009
Operator ID: Instrument ID: CVOAMS6
Sublist: chrom-8260624W6*sub42

Method: \\ChromNA\Edison\ChromData\CVOAMS6\20161230-50008.b\8260624W6.m
Limit Group: VOA 624 ICAL
Last Update: 31-Dec-2016 09:54:11 Calib Date: 30-Dec-2016 08:23:30
Integrator: RTE ID Type: Deconvolution ID
Quant Method: Internal Standard Quant By: Initial Calibration
Last ICal File: \\ChromNA\Edison\ChromData\CVOAMS6\20161230-50008.b\F42551.D

Column 1 : Rtx-624 (0.25 mm) Det: MS SCAN
Process Host: XAWRK028

First Level Reviewer: tupayachia Date: 30-Dec-2016 08:53:14

Compound	Sig	RT (min.)	Exp RT (min.)	Dlt RT (min.)	Q	Response	Cal Amt ug/l	OnCol Amt ug/l	Flags
1 Chlorotrifluoroethene	66	1.510	1.510	0.000	1	69910	NC	NC	M
2 Dichlorodifluoromethane	85	1.543	1.543	0.000	99	433244	200.0	177.6	
3 Chloromethane	50	1.723	1.715	0.008	99	322462	200.0	167.6	
4 Vinyl chloride	62	1.822	1.822	0.000	98	389460	200.0	183.5	
5 Butadiene	54	1.838	1.830	0.008	93	423521	200.0	170.0	
6 Bromomethane	94	2.118	2.110	0.008	99	290883	200.0	153.4	
7 Chloroethane	64	2.192	2.192	0.000	99	253417	200.0	164.7	
8 Dichlorofluoromethane	67	2.389	2.381	0.008	98	637681	NC	NC	
9 Trichlorofluoromethane	101	2.405	2.397	0.008	86	593601	200.0	174.8	
10 Pentane	72	2.430	2.422	0.008	92	139781	400.0	368.6	
11 Ethanol	46	2.578	2.611	-0.033	98	48551	8000.0	6963.7	
12 Ethyl ether	59	2.627	2.627	0.000	92	282648	200.0	164.9	
13 2-Methyl-1,3-butadiene	53	2.644	2.644	0.000	95	339989	200.0	194.1	
14 1,2-Dichloro-1,1,2-trifluo	117	2.677	2.677	0.000	91	316768	NC	NC	
15 Acrolein	56	2.808	2.808	0.000	93	55337	200.0	196.0	
16 1,1,2-Trichloro-1,2,2-trif	101	2.808	2.808	0.000	98	364609	200.0	187.1	
17 1,1-Dichloroethene	96	2.841	2.841	0.000	97	390795	200.0	166.7	
18 Acetone	43	2.931	2.931	0.000	86	517220	1000.0	749.3	
19 Iodomethane	142	2.997	2.997	0.000	97	730874	200.0	163.4	
20 Isopropyl alcohol	45	3.022	3.022	0.000	100	187663	2000.0	1644.8	
21 Carbon disulfide	76	3.038	3.030	0.008	99	1064097	200.0	182.4	
22 3-Chloro-1-propene	41	3.161	3.161	0.000	86	593012	200.0	173.3	
24 Methyl acetate	43	3.178	3.178	0.000	97	948473	1000.0	855.3	
23 Cyclopentene	67	3.186	3.186	0.000	92	874295	NC	NC	
31 Acetonitrile	41	3.235	3.235	0.000	98	296156	2000.0	1808.0	
* 26 TBA-d9 (IS)	46	3.285	3.293	-0.008	54	45364	1000.0	1000.0	
25 Methylene Chloride	84	3.293	3.293	0.000	85	383572	200.0	161.6	
27 2-Methyl-2-propanol	59	3.359	3.359	0.000	99	315516	2000.0	1760.7	
28 Methyl tert-butyl ether	73	3.457	3.457	0.000	95	1080290	200.0	176.7	
29 trans-1,2-Dichloroethene	96	3.482	3.482	0.000	92	438566	200.0	177.0	

Compound	Sig	RT (min.)	Exp RT (min.)	Dlt RT (min.)	Q	Response	Cal Amt ug/l	OnCol Amt ug/l	Flags
30 Acrylonitrile	53	3.564	3.564	0.000	95	1083431	2000.0	1646.8	
32 Hexane	43	3.646	3.646	0.000	89	204583	200.0	197.3	
33 Isopropyl ether	45	3.860	3.860	0.000	93	740258	200.0	196.3	
34 1,1-Dichloroethane	63	3.893	3.893	0.000	99	663309	200.0	169.5	
35 Vinyl acetate	86	3.909	3.909	0.000	95	128201	400.0	398.0	
36 2-Chloro-1,3-butadiene	88	3.942	3.942	0.000	90	385684	NC	NC	
37 Tert-butyl ethyl ether	59	4.188	4.188	0.000	91	940953	NC	NC	
* 38 2-Butanone-d5	46	4.394	4.394	0.000	53	108720	250.0	250.0	
39 2,2-Dichloropropane	97	4.410	4.402	0.008	96	109897	200.0	156.8	
40 cis-1,2-Dichloroethene	96	4.427	4.427	0.000	99	457992	200.0	166.8	
42 2-Butanone (MEK)	72	4.451	4.451	0.000	98	173096	1000.0	878.6	
41 Ethyl acetate	70	4.451	4.451	0.000	96	56902	400.0	305.8	
43 Methyl acrylate	55	4.501	4.509	-0.008	99	208868	NC	NC	
44 Propionitrile	54	4.583	4.583	0.000	97	329606	NC	NC	
45 Chlorobromomethane	128	4.657	4.657	0.000	79	232580	200.0	167.4	
46 Tetrahydrofuran	42	4.665	4.665	0.000	90	193221	400.0	359.1	
47 Methacrylonitrile	67	4.690	4.690	0.000	89	1233113	NC	NC	
48 Chloroform	83	4.706	4.706	0.000	99	728819	200.0	165.8	
49 Cyclohexane	56	4.846	4.846	0.000	87	500885	200.0	213.3	
50 1,1,1-Trichloroethane	97	4.862	4.854	0.008	97	616632	200.0	175.4	
$ 51 Dibromofluoromethane (Surr	113	4.870	4.870	0.000	97	88604	50.0	46.8	
52 Carbon tetrachloride	117	4.977	4.977	0.000	98	549590	200.0	177.7	
53 1,1-Dichloropropene	75	5.010	5.010	0.000	95	494399	200.0	199.0	
54 Isobutyl alcohol	43	5.133	5.142	-0.009	97	263545	NC	NC	
55 Benzene	78	5.216	5.216	0.000	95	1307791	200.0	164.1	
$ 56 1,2-Dichloroethane-d4 (Sur	65	5.232	5.232	0.000	95	110384	50.0	49.2	
57 Isopropyl acetate	43	5.273	5.273	0.000	96	703882	200.0	208.9	
58 Tert-amyl methyl ether	73	5.281	5.281	0.000	92	1029748	NC	NC	
59 1,2-Dichloroethane	62	5.306	5.306	0.000	98	563020	200.0	179.9	
60 n-Heptane	57	5.363	5.364	-0.001	87	173325	200.0	206.0	
* 61 Fluorobenzene	96	5.511	5.511	0.000	99	326698	50.0	50.0	
62 n-Butanol	56	5.807	5.799	0.008	87	186950	5000.0	5661.6	
63 Trichloroethene	95	5.865	5.865	0.000	95	367039	200.0	197.3	
64 Ethyl acrylate	55	5.988	5.988	0.000	93	616352	200.0	225.8	
65 Methylcyclohexane	83	5.988	5.996	-0.008	88	607551	200.0	216.6	
66 1,2-Dichloropropane	63	6.160	6.161	-0.001	86	271222	200.0	192.0	
* 67 1,4-Dioxane-d8	96	6.218	6.210	0.008	38	18293	1000.0	1000.0	
68 Methyl methacrylate	100	6.234	6.234	0.000	85	144462	400.0	425.5	
69 1,4-Dioxane	88	6.276	6.267	0.009	89	76103	4000.0	3192.1	
70 n-Propyl acetate	43	6.292	6.292	0.000	92	239690	200.0	221.9	
71 Dibromomethane	93	6.292	6.292	0.000	93	224855	200.0	184.7	
72 Dichlorobromomethane	83	6.440	6.440	0.000	99	459665	200.0	203.6	
73 2-Chloroethyl vinyl ether	63	6.785	6.785	0.000	85	130964	200.0	238.4	
74 2-Nitropropane	41	6.785	6.785	0.000	87	134827	NC	NC	
75 Epichlorohydrin	57	6.900	6.892	0.008	99	459099	4000.0	4004.1	
76 cis-1,3-Dichloropropene	75	6.949	6.949	0.000	92	499382	200.0	200.5	
77 4-Methyl-2-pentanone (MIBK	43	7.122	7.122	0.000	92	1032766	1000.0	1053.3	
$ 78 Toluene-d8 (Surr)	98	7.204	7.204	0.000	98	245357	50.0	46.9	
79 Toluene	91	7.278	7.278	0.000	96	1211174	200.0	188.6	
80 trans-1,3-Dichloropropene	75	7.631	7.623	0.008	97	421349	200.0	200.0	
81 Ethyl methacrylate	69	7.656	7.656	0.000	88	277856	NC	NC	
82 1,1,2-Trichloroethane	83	7.845	7.845	0.000	94	210161	200.0	175.3	

Compound	Sig	RT (min.)	Exp RT (min.)	Dlt RT (min.)	Q	Response	Cal Amt ug/l	OnCol Amt ug/l	Flags
83 Tetrachloroethene	166	7.894	7.894	0.000	97	390321	200.0	187.8	
84 1,3-Dichloropropane	76	8.059	8.067	-0.008	93	422117	200.0	194.9	
85 2-Hexanone	43	8.124	8.124	0.000	93	567816	1000.0	1131.3	
86 n-Butyl acetate	43	8.239	8.239	0.000	95	235981	200.0	207.0	
87 Chlorodibromomethane	129	8.297	8.297	0.000	98	345690	200.0	198.9	
88 Ethylene Dibromide	107	8.461	8.453	0.008	98	275561	200.0	190.7	
* 89 Chlorobenzene-d5	117	9.012	9.004	0.008	84	258171	50.0	50.0	
90 Chlorobenzene	112	9.045	9.045	0.000	97	956637	200.0	176.5	
91 Ethylbenzene	106	9.143	9.143	0.000	96	526619	200.0	200.4	
92 1,1,1,2-Tetrachloroethane	131	9.151	9.152	-0.001	97	382456	200.0	181.1	
93 m-Xylene & p-Xylene	106	9.283	9.283	0.000	93	662946	200.0	209.0	
94 n-Butyl acrylate	73	9.677	9.677	0.000	99	185790	200.0	236.7	
95 o-Xylene	106	9.702	9.702	0.000	97	723358	200.0	202.1	
96 Styrene	104	9.727	9.727	0.000	97	1096977	200.0	212.7	
97 Amyl acetate (mixed isomer	43	9.891	9.891	0.000	93	403550	200.0	200.4	
98 Bromoform	173	9.924	9.916	0.008	97	243794	200.0	191.5	
99 Isopropylbenzene	105	10.031	10.031	0.000	94	1683302	200.0	202.1	
$ 100 4-Bromofluorobenzene	174	10.203	10.203	0.000	97	96882	50.0	46.3	
101 Bromobenzene	156	10.318	10.318	0.000	90	494763	200.0	198.0	
102 1,1,2,2-Tetrachloroethane	83	10.351	10.343	0.008	97	401305	200.0	200.1	
103 N-Propylbenzene	91	10.376	10.368	0.008	98	1823455	200.0	220.4	
104 1,2,3-Trichloropropane	110	10.392	10.384	0.008	97	137056	200.0	184.9	
105 trans-1,4-Dichloro-2-buten	53	10.400	10.400	0.000	77	88437	NC	NC	
107 2-Chlorotoluene	91	10.458	10.458	0.000	97	1372025	200.0	204.9	
106 4-Ethyltoluene	105	10.466	10.466	0.000	96	1709535	NC	NC	
108 1,3,5-Trimethylbenzene	105	10.515	10.516	-0.001	96	1506462	200.0	217.8	
109 4-Chlorotoluene	91	10.548	10.548	0.000	95	1232985	200.0	206.1	
110 Butyl Methacrylate	87	10.589	10.589	0.000	90	514001	200.0	254.7	
111 tert-Butylbenzene	119	10.746	10.746	0.000	95	1402630	200.0	223.0	
112 1,2,4-Trimethylbenzene	105	10.795	10.795	0.000	95	1567647	200.0	217.3	
113 sec-Butylbenzene	105	10.902	10.902	0.000	98	1883210	200.0	219.9	
115 4-Isopropyltoluene	119	11.000	11.000	0.000	97	1717680	200.0	216.3	
114 1,3-Dichlorobenzene	146	11.008	11.009	-0.001	97	972373	200.0	188.7	
* 116 1,4-Dichlorobenzene-d4	152	11.058	11.058	0.000	91	176371	50.0	50.0	
117 1,4-Dichlorobenzene	146	11.074	11.074	0.000	96	985275	200.0	180.2	
118 Benzyl chloride	91	11.173	11.173	0.000	100	941314	200.0	223.0	
119 2,3-Dihydroindene	117	11.214	11.214	0.000	96	1679638	NC	NC	
120 p-Diethylbenzene	119	11.247	11.247	0.000	96	1020695	NC	NC	
121 n-Butylbenzene	92	11.263	11.263	0.000	96	851532	200.0	200.3	
122 1,2-Dichlorobenzene	146	11.313	11.313	-0.001	97	962030	200.0	181.7	
123 1,2,4,5-Tetramethylbenzene	119	11.732	11.732	0.000	99	1712728	NC	NC	
124 1,2-Dibromo-3-Chloropropan	75	11.806	11.806	0.000	97	94804	200.0	200.4	
125 1,3,5-Trichlorobenzene	180	11.896	11.896	0.000	97	749156	NC	NC	
126 1,2,4-Trichlorobenzene	180	12.307	12.307	0.000	94	696799	200.0	193.8	
127 Hexachlorobutadiene	225	12.372	12.373	-0.001	96	263347	200.0	182.6	
128 Naphthalene	128	12.496	12.496	0.000	99	1588610	200.0	217.4	
129 1,2,3-Trichlorobenzene	180	12.660	12.660	0.000	96	645128	200.0	191.4	
S 130 1,2-Dichloroethene, Total	100				0		400.0	343.8	
S 131 Xylenes, Total	100				0		400.0	411.1	

QC Flag Legend

Processing Flags

NC - Not Calibrated

Review Flags

M - Manually Integrated

Reagents:

GAS Hi_00180	Amount Added:	20.00	Units: uL	
MIX I Hi_00067	Amount Added:	20.00	Units: uL	
MIX 2 Hi_00051	Amount Added:	20.00	Units: uL	
ACROLEIN W_00059	Amount Added:	20.00	Units: uL	
8260ISNEW_00099	Amount Added:	1.00	Units: uL	Run Reagent
8260SURR250_00149	Amount Added:	1.00	Units: uL	Run Reagent

Report Date: 31-Dec-2016 09:54:14 Chrom Revision: 2.2 05-Dec-2016 12:37:22

TestAmerica Edison

Data File: \\ChromNA\Edison\ChromData\CVOAMS6\20161230-50008.b\F42550.D

Injection Date: 30-Dec-2016 07:59:30 Instrument ID: CVOAMS6 Operator ID:

Lims ID: STD200 Worklist Smp#: 9

Client ID:

Purge Vol: 5.000 mL Dil. Factor: 1.0000 ALS Bottle#: 8

Method: 8260624W6 Limit Group: VOA 624 ICAL

Column: Rtx-624 (0.25 mm)

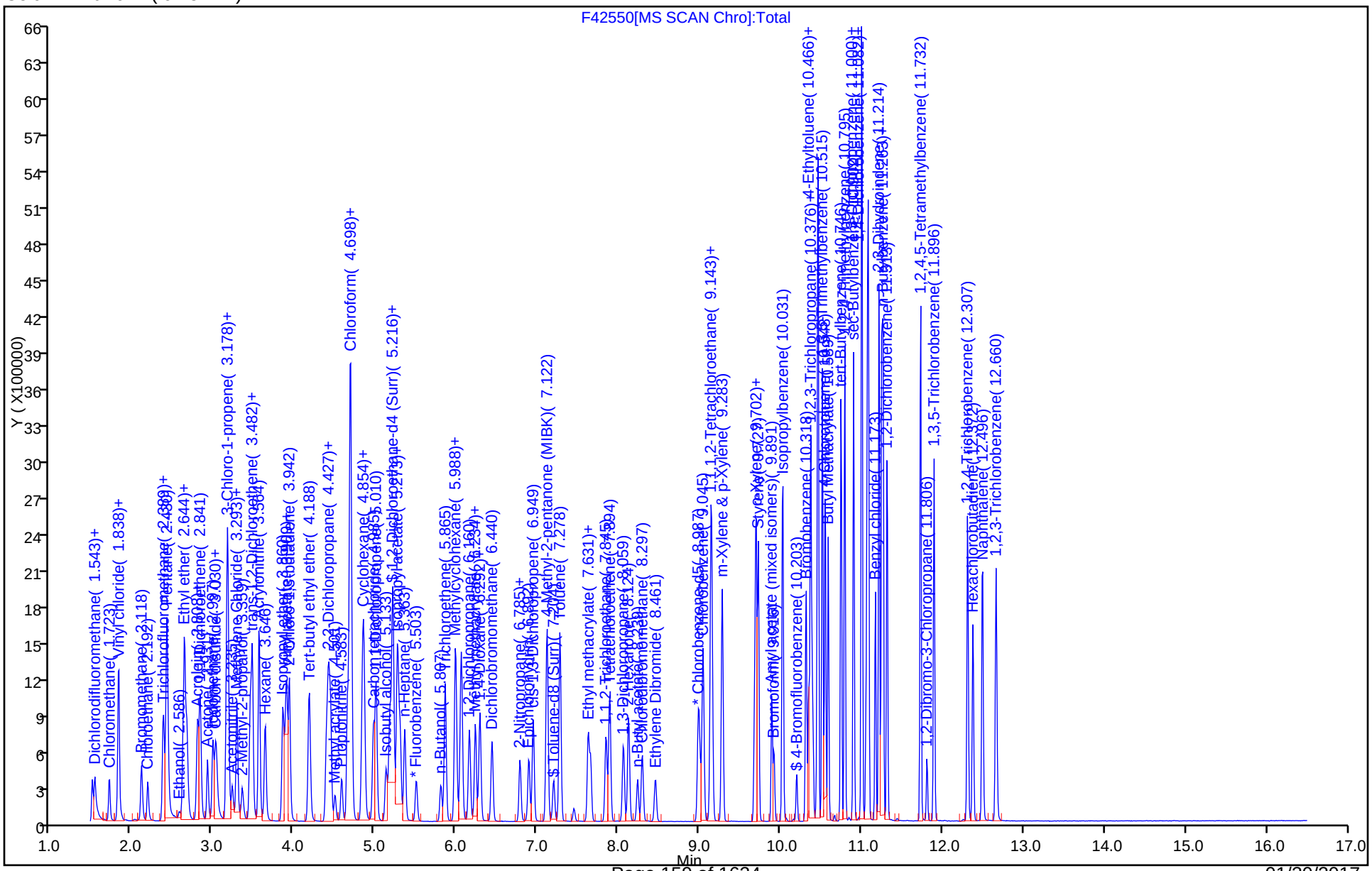

TestAmerica Edison
Target Compound Quantitation Report

Data File: \\ChromNA\Edison\ChromData\CVOAMS6\20161230-50008.b\F42551.D
Lims ID: STD500
Client ID:
Sample Type: IC Calib Level: 6
Inject. Date: 30-Dec-2016 08:23:30 ALS Bottle#: 9 Worklist Smp#: 10
Purge Vol: 5.000 mL Dil. Factor: 1.0000
Sample Info: STD500
Misc. Info.: 460-0050008-010
Operator ID: Instrument ID: CVOAMS6
Sublist: chrom-8260624W6*sub42

Method: \\ChromNA\Edison\ChromData\CVOAMS6\20161230-50008.b\8260624W6.m
Limit Group: VOA 624 ICAL
Last Update: 31-Dec-2016 09:54:15 Calib Date: 30-Dec-2016 08:23:30
Integrator: RTE ID Type: Deconvolution ID
Quant Method: Internal Standard Quant By: Initial Calibration
Last ICal File: \\ChromNA\Edison\ChromData\CVOAMS6\20161230-50008.b\F42551.D

Column 1 : Rtx-624 (0.25 mm) Det: MS SCAN
Process Host: XAWRK028

First Level Reviewer: tupayachia Date: 30-Dec-2016 08:54:48

Compound	Sig	RT (min.)	Exp RT (min.)	Dlt RT (min.)	Q	Response	Cal Amt ug/l	OnCol Amt ug/l	Flags
1 Chlorotrifluoroethene	66	1.510	1.510	0.000	1	192158	NC	NC	M
2 Dichlorodifluoromethane	85	1.543	1.543	0.000	99	1255892	500.0	437.5	
3 Chloromethane	50	1.723	1.715	0.008	99	1013706	500.0	447.6	
4 Vinyl chloride	62	1.822	1.822	0.000	98	1174025	500.0	469.8	
5 Butadiene	54	1.838	1.830	0.008	94	1280790	500.0	436.7	
6 Bromomethane	94	2.118	2.110	0.008	99	833777	500.0	373.5	
7 Chloroethane	64	2.192	2.192	0.000	99	768614	500.0	424.3	
8 Dichlorofluoromethane	67	2.389	2.381	0.008	99	1856632	NC	NC	
9 Trichlorofluoromethane	101	2.397	2.397	0.000	97	1587790	500.0	397.1	
10 Pentane	72	2.430	2.422	0.008	91	394904	1000.0	884.6	
11 Ethanol	46	2.586	2.611	-0.025	97	154446	20000	20444	
12 Ethyl ether	59	2.627	2.627	0.000	94	826054	500.0	409.5	
13 2-Methyl-1,3-butadiene	53	2.644	2.644	0.000	95	1001312	500.0	485.7	
14 1,2-Dichloro-1,1,2-trifluo	117	2.677	2.677	0.000	90	842224	NC	NC	
15 Acrolein	56	2.808	2.808	0.000	96	121705	400.0	397.9	
16 1,1,2-Trichloro-1,2,2-trif	101	2.808	2.808	0.000	99	996762	500.0	434.5	
17 1,1-Dichloroethene	96	2.841	2.841	0.000	97	1110980	500.0	402.6	
18 Acetone	43	2.931	2.931	0.000	87	1514826	2500.0	1731.0	
19 Iodomethane	142	2.997	2.997	0.000	97	1950237	500.0	370.3	
20 Isopropyl alcohol	45	3.022	3.022	0.000	100	581765	5000.0	4705.6	
21 Carbon disulfide	76	3.038	3.030	0.008	99	3148453	500.0	458.5	
22 3-Chloro-1-propene	41	3.161	3.161	0.000	90	1923836	500.0	477.7	
24 Methyl acetate	43	3.178	3.178	0.000	97	2895069	2500.0	2217.9	
23 Cyclopentene	67	3.186	3.186	0.000	94	2658853	NC	NC	
31 Acetonitrile	41	3.235	3.235	0.000	99	955473	5000.0	4955.4	
* 26 TBA-d9 (IS)	46	3.293	3.293	0.000	34	49155	1000.0	1000.0	
25 Methylene Chloride	84	3.293	3.293	0.000	88	1150583	500.0	411.8	
27 2-Methyl-2-propanol	59	3.359	3.359	0.000	99	1007760	5000.0	5189.9	
28 Methyl tert-butyl ether	73	3.457	3.457	0.000	97	3270258	500.0	454.5	
29 trans-1,2-Dichloroethene	96	3.482	3.482	0.000	92	1302275	500.0	446.6	

Compound	Sig	RT (min.)	Exp RT (min.)	Dlt RT (min.)	Q	Response	Cal Amt ug/l	OnCol Amt ug/l	Flags
30 Acrylonitrile	53	3.572	3.564	0.008	93	3232377	5000.0	4174.0	
32 Hexane	43	3.646	3.646	0.000	91	639910	500.0	524.3	
33 Isopropyl ether	45	3.860	3.860	0.000	94	2380445	500.0	536.4	
34 1,1-Dichloroethane	63	3.893	3.893	0.000	99	2002432	500.0	434.7	
35 Vinyl acetate	86	3.909	3.909	0.000	95	393219	1000.0	1126.5	
36 2-Chloro-1,3-butadiene	88	3.942	3.942	0.000	91	1150113	NC	NC	
37 Tert-butyl ethyl ether	59	4.189	4.188	0.001	92	2873234	NC	NC	
* 38 2-Butanone-d5	46	4.394	4.394	0.000	83	137842	250.0	250.0	
39 2,2-Dichloropropane	97	4.402	4.402	0.000	96	308971	500.0	374.5	
40 cis-1,2-Dichloroethene	96	4.427	4.427	0.000	96	1384201	500.0	428.2	
42 2-Butanone (MEK)	72	4.451	4.451	0.000	98	567013	2500.0	2270.0	
41 Ethyl acetate	70	4.451	4.451	0.000	97	188150	1000.0	797.5	
43 Methyl acrylate	55	4.509	4.509	0.000	99	693327	NC	NC	
44 Propionitrile	54	4.591	4.583	0.008	98	1049454	NC	NC	
45 Chlorobromomethane	128	4.657	4.657	0.000	86	662308	500.0	405.0	
46 Tetrahydrofuran	42	4.665	4.665	0.000	90	626195	1000.0	917.9	
47 Methacrylonitrile	67	4.698	4.690	0.008	91	3701597	NC	NC	
48 Chloroform	83	4.714	4.706	0.008	99	2032878	500.0	392.8	
49 Cyclohexane	56	4.846	4.846	0.000	87	1497759	500.0	541.9	
50 1,1,1-Trichloroethane	97	4.862	4.854	0.008	98	1615865	500.0	390.5	
$ 51 Dibromofluoromethane (Surr	113	4.871	4.870	0.001	97	94541	50.0	42.5	
52 Carbon tetrachloride	117	4.977	4.977	0.000	97	1451617	500.0	398.8	
53 1,1-Dichloropropene	75	5.010	5.010	0.000	95	1473730	500.0	504.0	
54 Isobutyl alcohol	43	5.142	5.142	0.000	94	861204	NC	NC	
55 Benzene	78	5.216	5.216	0.000	96	3811666	500.0	413.0	
$ 56 1,2-Dichloroethane-d4 (Sur	65	5.232	5.232	0.000	87	119928	50.0	45.4	
57 Isopropyl acetate	43	5.273	5.273	0.000	96	2159008	500.0	544.4	
58 Tert-amyl methyl ether	73	5.281	5.281	0.000	94	2725454	NC	NC	
59 1,2-Dichloroethane	62	5.306	5.306	0.000	98	1584177	500.0	430.0	
60 n-Heptane	57	5.364	5.364	0.000	86	511731	500.0	516.6	
* 61 Fluorobenzene	96	5.511	5.511	0.000	99	384554	50.0	50.0	
62 n-Butanol	56	5.815	5.799	0.016	87	641073	12500	17917	
63 Trichloroethene	95	5.865	5.865	0.000	97	1072953	500.0	489.9	
64 Ethyl acrylate	55	5.988	5.988	0.000	94	1897680	500.0	590.7	
65 Methylcyclohexane	83	5.996	5.996	0.000	86	1690574	500.0	512.1	
66 1,2-Dichloropropane	63	6.161	6.161	0.000	86	854590	500.0	513.8	
* 67 1,4-Dioxane-d8	96	6.218	6.210	0.008	37	25393	1000.0	1000.0	
68 Methyl methacrylate	100	6.235	6.234	0.001	86	464332	1000.0	1161.9	
69 1,4-Dioxane	88	6.284	6.267	0.017	32	231234	10000	6987.0	
70 n-Propyl acetate	43	6.292	6.292	0.000	97	845399	500.0	665.0	
71 Dibromomethane	93	6.292	6.292	0.000	87	624322	500.0	435.7	
72 Dichlorobromomethane	83	6.440	6.440	0.000	99	1348172	500.0	507.2	
73 2-Chloroethyl vinyl ether	63	6.785	6.785	0.000	85	467157	500.0	722.6	
74 2-Nitropropane	41	6.793	6.785	0.008	83	446000	NC	NC	
75 Epichlorohydrin	57	6.900	6.892	0.008	98	1431437	10000	9847.0	
76 cis-1,3-Dichloropropene	75	6.949	6.949	0.000	92	1557810	500.0	539.9	
77 4-Methyl-2-pentanone (MIBK	43	7.122	7.122	0.000	91	3299789	2500.0	2654.4	
$ 78 Toluene-d8 (Surr)	98	7.204	7.204	0.000	98	292159	50.0	48.2	
79 Toluene	91	7.286	7.278	0.008	97	3511293	500.0	472.1	
80 trans-1,3-Dichloropropene	75	7.631	7.623	0.008	97	1339941	500.0	549.1	
81 Ethyl methacrylate	69	7.656	7.656	0.000	88	935344	NC	NC	
82 1,1,2-Trichloroethane	83	7.845	7.845	0.000	94	638715	500.0	460.0	

Compound	Sig	RT (min.)	Exp RT (min.)	Dlt RT (min.)	Q	Response	Cal Amt ug/l	OnCol Amt ug/l	Flags
83 Tetrachloroethene	166	7.894	7.894	0.000	97	1077617	500.0	447.6	
84 1,3-Dichloropropane	76	8.067	8.067	0.000	94	1304649	500.0	520.0	
85 2-Hexanone	43	8.133	8.124	0.009	92	2007789	2500.0	3155.0	
86 n-Butyl acetate	43	8.239	8.239	0.000	96	882612	500.0	668.3	
87 Chlorodibromomethane	129	8.297	8.297	0.000	98	1027393	500.0	510.4	
88 Ethylene Dibromide	107	8.461	8.453	0.008	99	843220	500.0	503.9	
* 89 Chlorobenzene-d5	117	9.012	9.004	0.008	83	299034	50.0	50.0	
90 Chlorobenzene	112	9.045	9.045	0.000	96	2733621	500.0	435.5	
91 Ethylbenzene	106	9.143	9.143	0.000	97	1523077	500.0	500.4	
92 1,1,1,2-Tetrachloroethane	131	9.160	9.152	0.008	95	1051826	500.0	430.0	
93 m-Xylene & p-Xylene	106	9.283	9.283	0.000	93	1940475	500.0	528.2	
94 n-Butyl acrylate	73	9.677	9.677	0.000	99	632695	500.0	695.9	
95 o-Xylene	106	9.702	9.702	0.000	97	1996043	500.0	481.5	
96 Styrene	104	9.727	9.727	0.000	96	3109588	500.0	520.6	
97 Amyl acetate (mixed isomer	43	9.891	9.891	0.000	94	1329832	500.0	500.0	
98 Bromoform	173	9.924	9.916	0.008	97	716364	500.0	485.7	
99 Isopropylbenzene	105	10.031	10.031	0.000	95	4297574	500.0	445.5	
$ 100 4-Bromofluorobenzene	174	10.203	10.203	0.000	96	107411	50.0	44.3	
101 Bromobenzene	156	10.318	10.318	0.000	91	1327884	500.0	542.2	
102 1,1,2,2-Tetrachloroethane	83	10.351	10.343	0.008	97	1137886	500.0	578.7	
103 N-Propylbenzene	91	10.376	10.368	0.008	98	4547486	500.0	560.8	
104 1,2,3-Trichloropropane	110	10.392	10.384	0.008	98	366067	500.0	503.8	
105 trans-1,4-Dichloro-2-buten	53	10.401	10.400	0.001	75	276724	NC	NC	
107 2-Chlorotoluene	91	10.466	10.458	0.008	96	3501491	500.0	533.5	
106 4-Ethyltoluene	105	10.466	10.466	0.000	85	4262353	NC	NC	
108 1,3,5-Trimethylbenzene	105	10.516	10.516	0.000	97	3684194	500.0	543.4	
109 4-Chlorotoluene	91	10.557	10.548	0.009	95	3203123	500.0	546.3	
110 Butyl Methacrylate	87	10.590	10.589	0.001	91	1439066	500.0	727.5	
111 tert-Butylbenzene	119	10.746	10.746	0.000	94	3392912	500.0	550.3	
112 1,2,4-Trimethylbenzene	105	10.795	10.795	0.000	95	3696554	500.0	522.6	
113 sec-Butylbenzene	105	10.902	10.902	0.000	96	4300636	500.0	512.3	
115 4-Isopropyltoluene	119	11.000	11.000	0.000	95	3860871	500.0	495.9	
114 1,3-Dichlorobenzene	146	11.009	11.009	0.000	96	2351501	500.0	465.6	
* 116 1,4-Dichlorobenzene-d4	152	11.058	11.058	0.000	92	172888	50.0	50.0	
117 1,4-Dichlorobenzene	146	11.074	11.074	0.000	94	2408099	500.0	449.4	
118 Benzyl chloride	91	11.173	11.173	0.000	99	2417335	500.0	584.3	
119 2,3-Dihydroindene	117	11.214	11.214	0.000	96	3856690	NC	NC	
120 p-Diethylbenzene	119	11.255	11.247	0.008	95	2446936	NC	NC	
121 n-Butylbenzene	92	11.263	11.263	0.000	94	2067914	500.0	496.2	
122 1,2-Dichlorobenzene	146	11.321	11.313	0.008	97	2338473	500.0	450.5	
123 1,2,4,5-Tetramethylbenzene	119	11.732	11.732	0.000	97	3795351	NC	NC	
124 1,2-Dibromo-3-Chloropropan	75	11.806	11.806	0.000	98	259995	500.0	560.7	
125 1,3,5-Trichlorobenzene	180	11.896	11.896	0.000	98	1781199	NC	NC	
126 1,2,4-Trichlorobenzene	180	12.307	12.307	0.000	94	1724300	500.0	489.2	
127 Hexachlorobutadiene	225	12.373	12.373	0.000	95	654745	500.0	463.0	
128 Naphthalene	128	12.496	12.496	0.000	98	3837233	500.0	535.7	
129 1,2,3-Trichlorobenzene	180	12.660	12.660	0.000	95	1580855	500.0	478.5	
S 130 1,2-Dichloroethene, Total	100				0		1000.0	874.8	
S 131 Xylenes, Total	100				0		1000.0	1009.7	

QC Flag Legend

Processing Flags

NC - Not Calibrated

Review Flags

M - Manually Integrated

Reagents:

GAS Hi_00180	Amount Added:	50.00	Units: uL	
MIX I Hi_00067	Amount Added:	50.00	Units: uL	
MIX 2 Hi_00051	Amount Added:	50.00	Units: uL	
ACROLEIN W_00059	Amount Added:	40.00	Units: uL	
8260ISNEW_00099	Amount Added:	1.00	Units: uL	Run Reagent
8260SURR250_00149	Amount Added:	1.00	Units: uL	Run Reagent

Report Date: 31-Dec-2016 09:54:18 Chrom Revision: 2.2 05-Dec-2016 12:37:22

TestAmerica Edison

Data File: \\ChromNA\Edison\ChromData\CVOAMS6\20161230-50008.b\F42551.D

Injection Date: 30-Dec-2016 08:23:30 Instrument ID: CVOAMS6 Operator ID:

Lims ID: STD500 Worklist Smp#: 10

Client ID:

Purge Vol: 5.000 mL Dil. Factor: 1.0000 ALS Bottle#: 9

Method: 8260624W6 Limit Group: VOA 624 ICAL

Column: Rtx-624 (0.25 mm)

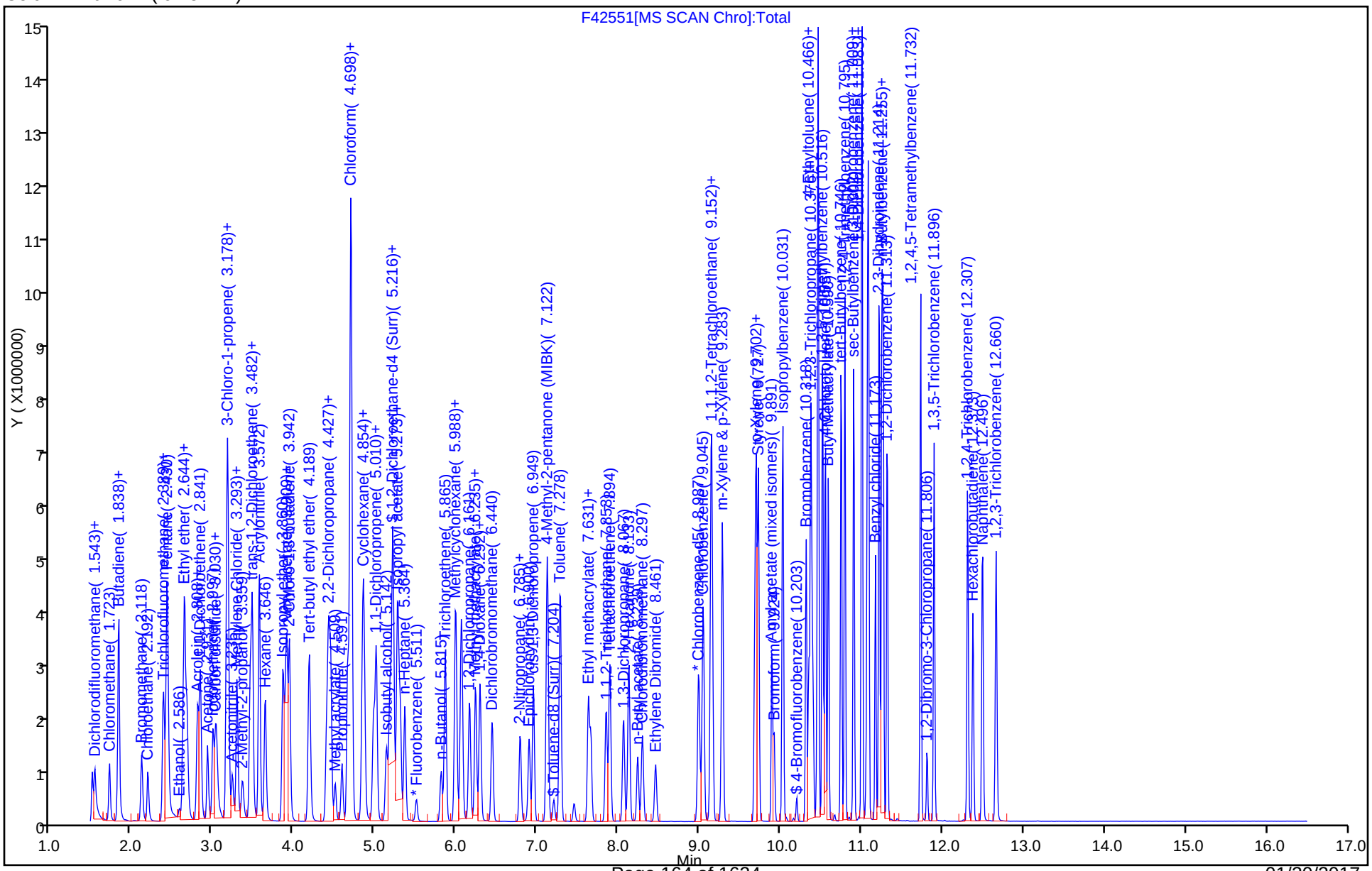

FORM VII
GC/MS VOA CONTINUING CALIBRATION DATA

Lab Name: TestAmerica Edison Job No.: 460-127124-1

SDG No.:

Lab Sample ID: CCVIS 460-416150/3 Calibration Date: 01/24/2017 07:16

Instrument ID: CVOAMS6 Calib Start Date: 12/30/2016 05:38

GC Column: Rtx-624 ID: 0.25(mm) Calib End Date: 12/30/2016 08:23

Lab File ID: F43289.D Conc. Units: ug/L Heated Purge: (Y/N) N

ANALYTE	CURVE TYPE	AVE RRF	RRF	MIN RRF	CALC AMOUNT	SPIKE AMOUNT	%D	MAX %D
Dichlorodifluoromethane	Ave	0.3733	0.3696		19.8	20.0	-1.0	50.0
Chloromethane	Ave	0.2945	0.2873	0.1000	19.5	20.0	-2.4	104.0
Vinyl chloride	Ave	0.3249	0.3162		19.5	20.0	-2.7	96.0
Butadiene	Ave	0.3814	0.3739		19.6	20.0	-1.9	50.0
Bromomethane	Ave	0.2902	0.2506		17.3	20.0	-13.6	86.0
Ethyl Chloride	Ave	0.2355	0.2484		21.1	20.0	5.4	62.0
Trichlorofluoromethane	Ave	0.5199	0.5025		19.3	20.0	-3.3	52.0
n-Pentane	Ave	0.0580	0.0529		36.5	40.0	-8.8	50.0
Ethanol	LinF		0.1566		815	800	1.9	50.0
Ethyl ether	Ave	0.2623	0.2295		17.5	20.0	-12.5	50.0
Isoprene	Ave	0.2681	0.2877		21.5	20.0	7.3	50.0
Acrolein	Ave	6.223	4.809		30.9	40.0	-22.7	99.0
Freon TF	Ave	0.2983	0.3039		20.4	20.0	1.9	50.0
1,1-Dichloroethene	Ave	0.3588	0.3396		18.9	20.0	-5.4	49.5
Acetone	Ave	1.587	1.337		84.2	100	-15.8	50.0
Iodomethane	Ave	0.6847	0.5794		16.9	20.0	-15.4	50.0
Isopropanol	Ave	2.515	1.819		145	200	-27.7	50.0
Carbon disulfide	Ave	0.8928	0.9292		20.8	20.0	4.1	50.0
Allyl chloride	Ave	0.5237	0.6068		23.2	20.0	15.9	50.0
Methyl acetate	Ave	0.1697	0.1937		114	100	14.2	50.0
Acetonitrile	Ave	0.0251	0.0277		221	200	10.6	50.0
Methylene Chloride	Ave	0.3633	0.3561		19.6	20.0	-2.0	39.5
TBA	Ave	3.950	3.115		158	200	-21.1	50.0
MTBE	Ave	0.9355	0.8284		17.7	20.0	-11.4	50.0
trans-1,2-Dichloroethene	Ave	0.3792	0.3867		20.4	20.0	2.0	30.5
Acrylonitrile	Ave	0.1007	0.1002		199	200	-0.5	50.0
Hexane	Ave	0.1587	0.1918		24.2	20.0	20.9	50.0
DIPE	Ave	0.5770	0.7180		24.9	20.0	24.4	50.0
1,1-Dichloroethane	Ave	0.5989	0.5884	0.1000	19.6	20.0	-1.8	27.5
Vinyl acetate	Ave	7.102	4.904		27.6	40.0	-30.9	50.0
2,2-Dichloropropane	Ave	0.1073	0.0947		17.7	20.0	-11.7	50.0
cis-1,2-Dichloroethene	Ave	0.4203	0.3915		18.6	20.0	-6.8	50.0
2-Butanone	Ave	0.4530	0.3855		85.1	100	-14.9	50.0
Ethyl acetate	Ave	0.4279	0.2685		25.1	40.0	-37.3	50.0
Bromochloromethane	Ave	0.2126	0.1951		18.4	20.0	-8.2	50.0
Tetrahydrofuran	Ave	1.237	1.116		36.1	40.0	-9.8	50.0
Chloroform	Ave	0.6729	0.6285		18.7	20.0	-6.6	32.5
Cyclohexane	Ave	0.3593	0.4461		24.8	20.0	24.2	50.0
1,1,1-Trichloroethane	Ave	0.5381	0.4988		18.5	20.0	-7.3	25.0
Carbon tetrachloride	Ave	0.4732	0.4479		18.9	20.0	-5.4	27.0
1,1-Dichloropropene	Ave	0.3802	0.3312		17.4	20.0	-12.9	50.0

FORM VII
GC/MS VOA CONTINUING CALIBRATION DATA

Lab Name: TestAmerica Edison Job No.: 460-127124-1

SDG No.:

Lab Sample ID: CCVIS 460-416150/3 Calibration Date: 01/24/2017 07:16

Instrument ID: CVOAMS6 Calib Start Date: 12/30/2016 05:38

GC Column: Rtx-624 ID: 0.25(mm) Calib End Date: 12/30/2016 08:23

Lab File ID: F43289.D Conc. Units: ug/L Heated Purge: (Y/N) N

ANALYTE	CURVE TYPE	AVE RRF	RRF	MIN RRF	CALC AMOUNT	SPIKE AMOUNT	%D	MAX %D
Benzene	Ave	1.543	1.745		22.6	20.0	13.1	36.0
Isopropyl acetate	Ave	0.5156	0.5676		22.0	20.0	10.1	50.0
1,2-Dichloroethane	Ave	0.4791	0.4316		18.0	20.0	-9.9	32.0
n-Heptane	Ave	0.1288	0.1309		20.3	20.0	1.7	50.0
n-Butanol	Ave	0.7279	0.5056		347	500	-30.5	50.0
Trichloroethene	Ave	0.2848	0.2545		17.9	20.0	-10.6	33.5
Ethyl acrylate	Ave	0.4177	0.4441		21.3	20.0	6.3	50.0
Methylcyclohexane	Ave	0.4292	0.4385		20.4	20.0	2.2	50.0
1,2-Dichloropropane	Ave	0.2162	0.1955		18.1	20.0	-9.6	66.0
Methyl methacrylate	Ave	0.0520	0.0383		29.5	40.0	-26.3	50.0
p-Dioxane	Ave	1.303	1.099		337	400	-15.7	50.0
Dibromomethane	Ave	0.1863	0.1583		17.0	20.0	-15.0	50.0
Propyl acetate	Ave	0.1653	0.1437		17.4	20.0	-13.1	50.0
Bromodichloromethane	Ave	0.3456	0.2931		17.0	20.0	-15.2	34.5
2-Chloroethyl vinyl ether	Ave	0.0841	0.0444		10.6	20.0	-47.2	124.0
Epichlorohydrin	Ave	0.2636	0.2293		348	400	-13.0	50.0
cis-1,3-Dichloropropene	Ave	0.4824	0.4480		18.6	20.0	-7.1	76.0
4-Methyl-2-pentanone	Ave	2.255	2.026		89.8	100	-10.2	50.0
Toluene	Ave	1.244	1.207		19.4	20.0	-2.9	25.5
trans-1,3-Dichloropropene	Ave	0.4080	0.3209		15.7	20.0	-21.3	50.0
1,1,2-Trichloroethane	Ave	0.2322	0.1843		15.9	20.0	-20.6	29.0
Tetrachloroethene	Ave	0.4025	0.3875		19.3	20.0	-3.7	26.5
1,3-Dichloropropane	Ave	0.4195	0.3460		16.5	20.0	-17.5	50.0
2-Hexanone	Ave	1.154	0.9024		78.2	100	-21.8	50.0
Butyl acetate	Ave	0.2208	0.2113		19.1	20.0	-4.3	50.0
Dibromochloromethane	Ave	0.3366	0.3092		18.4	20.0	-8.2	32.5
1,2-Dibromoethane	Ave	0.2798	0.2343		16.7	20.0	-16.3	50.0
Chlorobenzene	Ave	1.050	0.8847	0.3000	16.9	20.0	-15.7	34.0
Ethylbenzene	Ave	0.5089	0.4382		17.2	20.0	-13.9	41.0
1,1,1,2-Tetrachloroethane	Ave	0.4090	0.4069		19.9	20.0	-0.5	50.0
m-Xylene & p-Xylene	Ave	0.6143	0.5598		18.2	20.0	-8.9	50.0
n-Butyl acrylate	Ave	0.1520	0.1180		15.5	20.0	-22.4	50.0
o-Xylene	Ave	0.6931	0.7039		20.3	20.0	1.5	50.0
Styrene	Ave	0.999	0.9607		19.2	20.0	-3.8	50.0
Amyl acetate	QuaF		0.4617		20.4	20.0	2.2	50.0
Bromoform	Ave	0.2466	0.2194	0.1000	17.8	20.0	-11.0	29.0
Isopropylbenzene	Ave	1.613	1.658		20.6	20.0	2.8	50.0
Bromobenzene	Ave	0.7083	0.6408		18.1	20.0	-9.5	50.0
1,1,2,2-Tetrachloroethane	Ave	0.5687	0.5740	0.3000	20.2	20.0	0.9	39.5
N-Propylbenzene	Ave	2.345	2.191		18.7	20.0	-6.6	50.0
1,2,3-Trichloropropane	Ave	0.2101	0.1826		17.4	20.0	-13.1	50.0

FORM VII
GC/MS VOA CONTINUING CALIBRATION DATA

Lab Name: TestAmerica Edison Job No.: 460-127124-1

SDG No.:

Lab Sample ID: CCVIS 460-416150/3 Calibration Date: 01/24/2017 07:16

Instrument ID: CVOAMS6 Calib Start Date: 12/30/2016 05:38

GC Column: Rtx-624 ID: 0.25(mm) Calib End Date: 12/30/2016 08:23

Lab File ID: F43289.D Conc. Units: ug/L Heated Purge: (Y/N) N

ANALYTE	CURVE TYPE	AVE RRF	RRF	MIN RRF	CALC AMOUNT	SPIKE AMOUNT	%D	MAX %D
2-Chlorotoluene	Ave	1.898	1.898		20.0	20.0	0.0	50.0
1,3,5-Trimethylbenzene	Ave	1.961	2.084		21.3	20.0	6.3	50.0
4-Chlorotoluene	Ave	1.696	1.654		19.5	20.0	-2.5	50.0
Butyl Methacrylate	Ave	0.5721	0.5352		18.7	20.0	-6.5	50.0
tert-Butylbenzene	Ave	1.783	1.762		19.8	20.0	-1.2	50.0
1,2,4-Trimethylbenzene	Ave	2.045	2.193		21.4	20.0	7.2	50.0
sec-Butylbenzene	Ave	2.428	2.489		20.5	20.0	2.5	50.0
p-Isopropyltoluene	Ave	2.252	2.257		20.0	20.0	0.2	50.0
1,3-Dichlorobenzene	Ave	1.461	1.510		20.7	20.0	3.4	27.0
1,4-Dichlorobenzene	Ave	1.550	1.490		19.2	20.0	-3.9	37.0
Benzyl chloride	Ave	1.197	1.226		20.5	20.0	2.5	50.0
n-Butylbenzene	Ave	1.205	1.256		20.8	20.0	4.2	50.0
1,2-Dichlorobenzene	Ave	1.501	1.484		19.8	20.0	-1.2	37.0
1,2-Dibromo-3-Chloropropane	Ave	0.1341	0.1194		17.8	20.0	-11.0	50.0
1,2,4-Trichlorobenzene	Ave	1.019	1.053		20.7	20.0	3.3	50.0
Hexachlorobutadiene	Ave	0.4089	0.4539		22.2	20.0	11.0	50.0
Naphthalene	Ave	2.072	2.244		21.7	20.0	8.3	50.0
1,2,3-Trichlorobenzene	Ave	0.9555	1.096		22.9	20.0	14.7	50.0
Dibromofluoromethane (Surr)	Ave	0.2895	0.2776		47.9	50.0	-4.1	50.0
1,2-Dichloroethane-d4 (Surr)	Ave	0.3434	0.3282		47.8	50.0	-4.4	
Toluene-d8 (Surr)	Ave	1.013	0.996		49.1	50.0	-1.7	
Bromofluorobenzene	Ave	0.4050	0.4149		51.2	50.0	2.4	

TestAmerica Edison
Target Compound Quantitation Report

Data File: \\ChromNA\Edison\ChromData\CVOAMS6\20170124-50761.b\F43289.D
Lims ID: CCVIS
Client ID:
Sample Type: CCVIS
Inject. Date: 24-Jan-2017 07:16:30 ALS Bottle#: 2 Worklist Smp#: 3
Purge Vol: 5.000 mL Dil. Factor: 1.0000
Sample Info: CCVIS
Misc. Info.: 460-0050761-003
Operator ID: Instrument ID: CVOAMS6
Sublist: chrom-8260624W6*sub42

Method: \\ChromNA\Edison\ChromData\CVOAMS6\20170124-50761.b\8260624W6.m
Limit Group: VOA 624 ICAL
Last Update: 26-Jan-2017 15:52:36 Calib Date: 30-Dec-2016 08:23:30
Integrator: RTE ID Type: Deconvolution ID
Quant Method: Internal Standard Quant By: Initial Calibration
Last ICal File: \\ChromNA\Edison\ChromData\CVOAMS6\20161230-50008.b\F42551.D

Column 1 : Rtx-624 (0.25 mm) Det: MS SCAN
Process Host: XAWRK014

First Level Reviewer: moroneyc Date: 24-Jan-2017 07:41:45

Compound	Sig	RT (min.)	Exp RT (min.)	Dlt RT (min.)	Q	Response	Cal Amt ug/l	OnCol Amt ug/l	Flags
1 Chlorotrifluoroethene	66	1.508	1.508	0.000	52	5235	NC	NC	
2 Dichlorodifluoromethane	85	1.541	1.541	0.000	98	42665	20.0	19.8	
3 Chloromethane	50	1.714	1.714	0.000	99	33170	20.0	19.5	
4 Vinyl chloride	62	1.820	1.820	0.000	97	36501	20.0	19.5	
5 Butadiene	54	1.829	1.829	0.000	96	43169	20.0	19.6	
6 Bromomethane	94	2.108	2.108	0.000	96	28932	20.0	17.3	
7 Chloroethane	64	2.190	2.190	0.000	99	28670	20.0	21.1	
8 Dichlorofluoromethane	67	2.379	2.379	0.000	97	68922	NC	NC	
9 Trichlorofluoromethane	101	2.396	2.396	0.000	72	58009	20.0	19.3	
10 Pentane	72	2.428	2.428	0.000	93	12218	40.0	36.5	
11 Ethanol	46	2.576	2.576	0.000	95	6158	800.0	815.3	
12 Ethyl ether	59	2.626	2.626	0.000	91	26490	20.0	17.5	
13 2-Methyl-1,3-butadiene	53	2.642	2.642	0.000	95	33211	20.0	21.5	
14 1,2-Dichloro-1,1,2-trifluo	117	2.667	2.667	0.000	90	30985	NC	NC	
15 Acrolein	56	2.798	2.798	0.000	57	9453	40.0	30.9	
16 1,1,2-Trichloro-1,2,2-trif	101	2.806	2.806	0.000	98	35085	20.0	20.4	
17 1,1-Dichloroethene	96	2.839	2.839	0.000	95	39201	20.0	18.9	
18 Acetone	43	2.930	2.930	0.000	86	53357	100.0	84.2	
19 Iodomethane	142	2.995	2.995	0.000	96	66889	20.0	16.9	
20 Isopropyl alcohol	45	3.020	3.020	0.000	45	17876	200.0	144.6	
21 Carbon disulfide	76	3.028	3.028	0.000	100	107264	20.0	20.8	
22 3-Chloro-1-propene	41	3.160	3.160	0.000	91	70055	20.0	23.2	
24 Methyl acetate	43	3.176	3.176	0.000	98	111827	100.0	114.2	
23 Cyclopentene	67	3.176	3.176	0.000	92	86294	NC	NC	
31 Acetonitrile	41	3.234	3.234	0.000	99	32016	200.0	221.2	
* 26 TBA-d9 (IS)	46	3.283	3.283	0.000	96	49142	1000.0	1000.0	
25 Methylene Chloride	84	3.291	3.291	0.000	69	41109	20.0	19.6	
27 2-Methyl-2-propanol	59	3.357	3.357	0.000	97	30620	200.0	157.7	
28 Methyl tert-butyl ether	73	3.456	3.456	0.000	97	95633	20.0	17.7	
29 trans-1,2-Dichloroethene	96	3.480	3.480	0.000	92	44639	20.0	20.4	

Compound	Sig	RT (min.)	Exp RT (min.)	Dlt RT (min.)	Q	Response	Cal Amt ug/l	OnCol Amt ug/l	Flags
30 Acrylonitrile	53	3.562	3.562	0.000	94	115633	200.0	199.0	
32 Hexane	43	3.636	3.636	0.000	89	22145	20.0	24.2	
33 Isopropyl ether	45	3.858	3.858	0.000	95	82893	20.0	24.9	
34 1,1-Dichloroethane	63	3.891	3.891	0.000	99	67921	20.0	19.6	
35 Vinyl acetate	86	3.907	3.907	0.000	97	9639	40.0	27.6	
36 2-Chloro-1,3-butadiene	88	3.932	3.932	0.000	92	33481	NC	NC	
37 Tert-butyl ethyl ether	59	4.187	4.187	0.000	91	85530	NC	NC	
* 38 2-Butanone-d5	46	4.392	4.392	0.000	97	99781	250.0	250.0	
39 2,2-Dichloropropane	97	4.392	4.392	0.000	85	10930	20.0	17.7	
40 cis-1,2-Dichloroethene	96	4.417	4.417	0.000	99	45201	20.0	18.6	
42 2-Butanone (MEK)	72	4.442	4.442	0.000	97	15385	100.0	85.1	
41 Ethyl acetate	70	4.450	4.450	0.000	96	4286	40.0	25.1	
43 Methyl acrylate	55	4.499	4.499	0.000	98	15995	NC	NC	
44 Propionitrile	54	4.581	4.581	0.000	98	36821	NC	NC	
45 Chlorobromomethane	128	4.647	4.647	0.000	77	22528	20.0	18.4	
47 Methacrylonitrile	67	4.688	4.688	0.000	91	107140	NC	NC	
48 Chloroform	83	4.705	4.705	0.000	97	72558	20.0	18.7	
46 Tetrahydrofuran	42	4.663	4.663	0.000	42	17812	40.0	36.1	
49 Cyclohexane	56	4.844	4.844	0.000	90	51504	20.0	24.8	
50 1,1,1-Trichloroethane	97	4.852	4.852	0.000	96	57581	20.0	18.5	
$ 51 Dibromofluoromethane (Surr	113	4.861	4.861	0.000	96	80104	50.0	47.9	
52 Carbon tetrachloride	117	4.976	4.976	0.000	95	51705	20.0	18.9	
53 1,1-Dichloropropene	75	5.009	5.009	0.000	93	38231	20.0	17.4	
54 Isobutyl alcohol	43	5.124	5.124	0.000	91	28857	NC	NC	
55 Benzene	78	5.214	5.214	0.000	95	130422	20.0	22.6	
$ 56 1,2-Dichloroethane-d4 (Sur	65	5.230	5.230	0.000	97	94731	50.0	47.8	
57 Isopropyl acetate	43	5.263	5.263	0.000	81	65522	20.0	22.0	
58 Tert-amyl methyl ether	73	5.271	5.271	0.000	92	90426	NC	NC	
59 1,2-Dichloroethane	62	5.304	5.304	0.000	98	49819	20.0	18.0	
60 n-Heptane	57	5.362	5.362	0.000	87	15115	20.0	20.3	
* 61 Fluorobenzene	96	5.502	5.502	0.000	99	288608	50.0	50.0	
62 n-Butanol	56	5.806	5.806	0.000	92	12424	500.0	347.3	
63 Trichloroethene	95	5.855	5.855	0.000	94	29374	20.0	17.9	
64 Ethyl acrylate	55	5.986	5.986	0.000	91	51265	20.0	21.3	
65 Methylcyclohexane	83	5.986	5.986	0.000	90	50622	20.0	20.4	
66 1,2-Dichloropropane	63	6.159	6.159	0.000	88	22570	20.0	18.1	
* 67 1,4-Dioxane-d8	96	6.208	6.208	0.000	93	13083	1000.0	1000.0	
68 Methyl methacrylate	100	6.233	6.233	0.000	87	8848	40.0	29.5	
69 1,4-Dioxane	88	6.274	6.274	0.000	46	5750	400.0	337.2	
71 Dibromomethane	93	6.282	6.282	0.000	93	18272	20.0	17.0	
70 n-Propyl acetate	43	6.290	6.290	0.000	80	16586	20.0	17.4	
72 Dichlorobromomethane	83	6.438	6.438	0.000	99	33837	20.0	17.0	
73 2-Chloroethyl vinyl ether	63	6.783	6.783	0.000	60	5126	20.0	10.6	
74 2-Nitropropane	41	6.783	6.783	0.000	88	9776	NC	NC	
75 Epichlorohydrin	57	6.890	6.890	0.000	98	36609	400.0	347.9	
76 cis-1,3-Dichloropropene	75	6.940	6.940	0.000	94	33474	20.0	18.6	
77 4-Methyl-2-pentanone (MIBK	43	7.112	7.112	0.000	95	80852	100.0	89.8	
$ 78 Toluene-d8 (Surr)	98	7.194	7.194	0.000	97	186084	50.0	49.1	
79 Toluene	91	7.268	7.268	0.000	96	90218	20.0	19.4	
80 trans-1,3-Dichloropropene	75	7.622	7.622	0.000	95	23980	20.0	15.7	
81 Ethyl methacrylate	69	7.654	7.654	0.000	89	13611	NC	NC	
82 1,1,2-Trichloroethane	83	7.843	7.843	0.000	92	13771	20.0	15.9	

Compound	Sig	RT (min.)	Exp RT (min.)	Dlt RT (min.)	Q	Response	Cal Amt ug/l	OnCol Amt ug/l	Flags
83 Tetrachloroethene	166	7.884	7.884	0.000	96	28953	20.0	19.3	
84 1,3-Dichloropropane	76	8.057	8.057	0.000	93	25854	20.0	16.5	
85 2-Hexanone	43	8.123	8.123	0.000	95	36016	100.0	78.2	
86 n-Butyl acetate	43	8.230	8.230	0.000	97	15785	20.0	19.1	
87 Chlorodibromomethane	129	8.287	8.287	0.000	95	23101	20.0	18.4	
88 Ethylene Dibromide	107	8.451	8.451	0.000	99	17505	20.0	16.7	
* 89 Chlorobenzene-d5	117	9.002	9.002	0.000	84	186809	50.0	50.0	
90 Chlorobenzene	112	9.035	9.035	0.000	94	66110	20.0	16.9	
91 Ethylbenzene	106	9.133	9.133	0.000	97	32746	20.0	17.2	
92 1,1,1,2-Tetrachloroethane	131	9.150	9.150	0.000	93	30403	20.0	19.9	
93 m-Xylene & p-Xylene	106	9.273	9.273	0.000	94	41828	20.0	18.2	
94 n-Butyl acrylate	73	9.676	9.676	0.000	95	8820	20.0	15.5	
95 o-Xylene	106	9.692	9.692	0.000	96	52597	20.0	20.3	
96 Styrene	104	9.725	9.725	0.000	97	71788	20.0	19.2	
97 Amyl acetate (mixed isomer	43	9.889	9.889	0.000	93	27901	20.0	20.4	
98 Bromoform	173	9.914	9.914	0.000	96	16392	20.0	17.8	
99 Isopropylbenzene	105	10.021	10.021	0.000	95	123887	20.0	20.6	
$ 100 4-Bromofluorobenzene	174	10.193	10.193	0.000	96	77500	50.0	51.2	
101 Bromobenzene	156	10.317	10.317	0.000	91	38725	20.0	18.1	
102 1,1,2,2-Tetrachloroethane	83	10.341	10.341	0.000	96	34690	20.0	20.2	
103 N-Propylbenzene	91	10.366	10.366	0.000	99	132398	20.0	18.7	
104 1,2,3-Trichloropropane	110	10.382	10.382	0.000	96	11034	20.0	17.4	
105 trans-1,4-Dichloro-2-buten	53	10.399	10.399	0.000	85	8475	NC	NC	
107 2-Chlorotoluene	91	10.456	10.456	0.000	97	114730	20.0	20.0	
106 4-Ethyltoluene	105	10.456	10.456	0.000	97	134260	NC	NC	
108 1,3,5-Trimethylbenzene	105	10.514	10.514	0.000	95	125943	20.0	21.3	
109 4-Chlorotoluene	91	10.547	10.547	0.000	95	99927	20.0	19.5	
110 Butyl Methacrylate	87	10.588	10.588	0.000	92	32341	20.0	18.7	
111 tert-Butylbenzene	119	10.744	10.744	0.000	96	106494	20.0	19.8	
112 1,2,4-Trimethylbenzene	105	10.785	10.785	0.000	96	132529	20.0	21.4	
113 sec-Butylbenzene	105	10.900	10.900	0.000	99	150419	20.0	20.5	
115 4-Isopropyltoluene	119	10.999	10.999	0.000	97	136382	20.0	20.0	
114 1,3-Dichlorobenzene	146	11.007	11.007	0.000	97	91242	20.0	20.7	
* 116 1,4-Dichlorobenzene-d4	152	11.056	11.056	0.000	94	151082	50.0	50.0	
117 1,4-Dichlorobenzene	146	11.064	11.064	0.000	96	90031	20.0	19.2	
118 Benzyl chloride	91	11.171	11.171	0.000	99	74115	20.0	20.5	
119 2,3-Dihydroindene	117	11.212	11.212	0.000	96	145956	NC	NC	
120 p-Diethylbenzene	119	11.245	11.245	0.000	95	84168	NC	NC	
121 n-Butylbenzene	92	11.262	11.262	0.000	99	75930	20.0	20.8	
122 1,2-Dichlorobenzene	146	11.311	11.311	0.000	96	89674	20.0	19.8	
123 1,2,4,5-Tetramethylbenzene	119	11.722	11.722	0.000	99	126202	NC	NC	
124 1,2-Dibromo-3-Chloropropan	75	11.804	11.804	0.000	94	7215	20.0	17.8	
125 1,3,5-Trichlorobenzene	180	11.894	11.894	0.000	97	69473	NC	NC	
126 1,2,4-Trichlorobenzene	180	12.305	12.305	0.000	93	63632	20.0	20.7	
127 Hexachlorobutadiene	225	12.371	12.371	0.000	95	27432	20.0	22.2	
128 Naphthalene	128	12.486	12.486	0.000	99	135610	20.0	21.7	
129 1,2,3-Trichlorobenzene	180	12.658	12.658	0.000	96	66227	20.0	22.9	
S 130 1,2-Dichloroethene, Total	100				0		40.0	39.0	
S 131 Xylenes, Total	100				0		40.0	38.5	

QC Flag Legend

Processing Flags

NC - Not Calibrated

Reagents:

ACROLEIN W_00060	Amount Added:	4.00	Units: uL	
GASES Li_00189	Amount Added:	20.00	Units: uL	
8260MIX1COMB_00049	Amount Added:	20.00	Units: uL	
8260ISNEW_00099	Amount Added:	1.00	Units: uL	Run Reagent
8260SURR250_00149	Amount Added:	1.00	Units: uL	Run Reagent

Report Date: 26-Jan-2017 15:52:38 Chrom Revision: 2.2 10-Jan-2017 11:26:10

TestAmerica Edison

Data File: \\ChromNA\Edison\ChromData\CVOAMS6\20170124-50761.b\F43289.D

Injection Date: 24-Jan-2017 07:16:30 Instrument ID: CVOAMS6 Operator ID:

Lims ID: CCVIS Worklist Smp#: 3

Client ID:

Purge Vol: 5.000 mL Dil. Factor: 1.0000 ALS Bottle#: 2

Method: 8260624W6 Limit Group: VOA 624 ICAL

Column: Rtx-624 (0.25 mm)

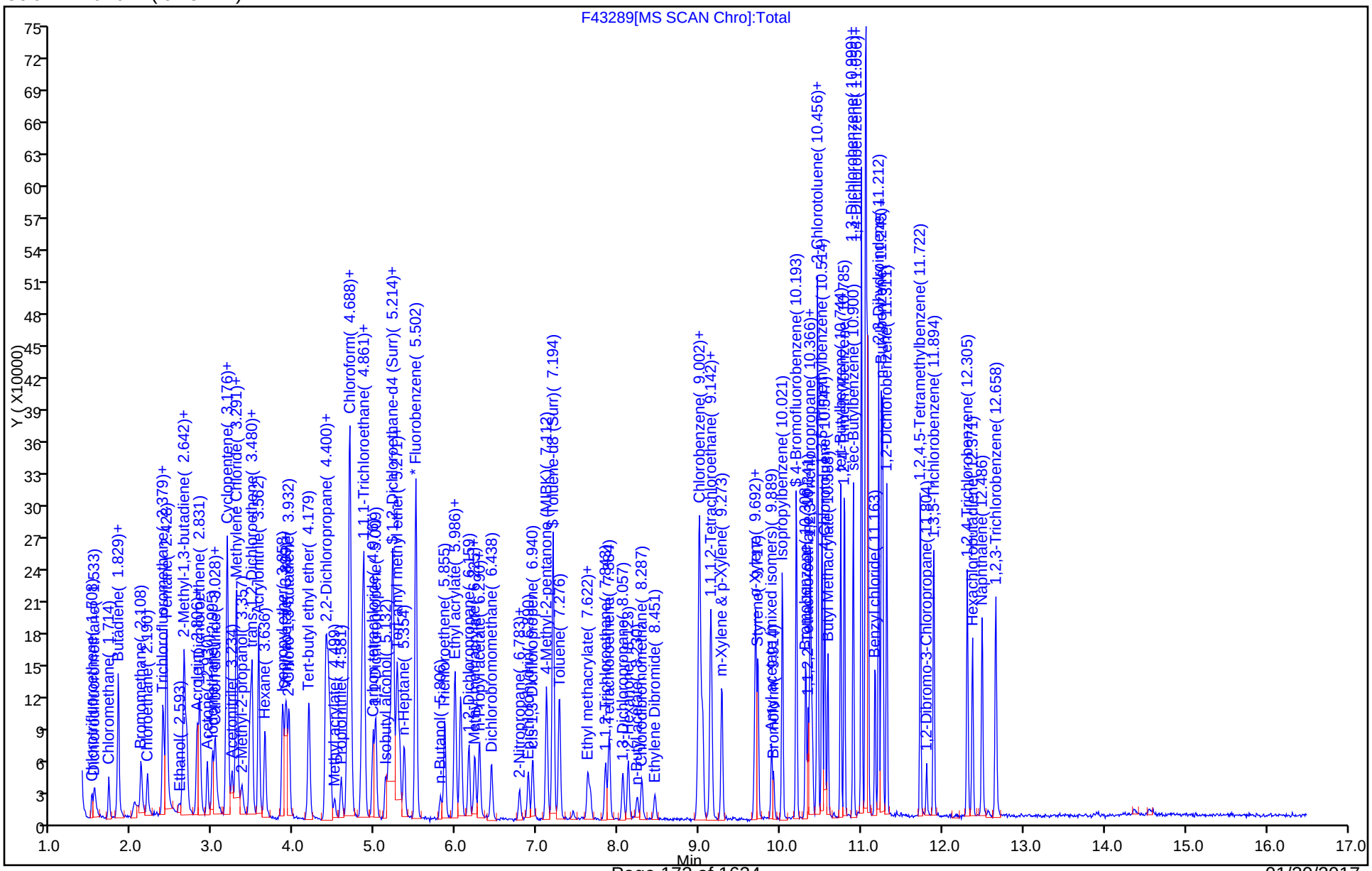

FORM VII
GC/MS VOA CONTINUING CALIBRATION DATA

Lab Name: TestAmerica Edison Job No.: 460-127124-1

SDG No.:

Lab Sample ID: CCVIS 460-416336/3 Calibration Date: 01/25/2017 06:58

Instrument ID: CVOAMS6 Calib Start Date: 12/30/2016 05:38

GC Column: Rtx-624 ID: 0.25(mm) Calib End Date: 12/30/2016 08:23

Lab File ID: F43334.D Conc. Units: ug/L Heated Purge: (Y/N) N

ANALYTE	CURVE TYPE	AVE RRF	RRF	MIN RRF	CALC AMOUNT	SPIKE AMOUNT	%D	MAX %D
Dichlorodifluoromethane	Ave	0.3733	0.3758		20.1	20.0	0.7	50.0
Chloromethane	Ave	0.2945	0.3111	0.1000	21.1	20.0	5.6	104.0
Vinyl chloride	Ave	0.3249	0.3468		21.3	20.0	6.7	96.0
Butadiene	Ave	0.3814	0.3933		20.6	20.0	3.1	50.0
Bromomethane	Ave	0.2902	0.2785		19.2	20.0	-4.1	86.0
Ethyl Chloride	Ave	0.2355	0.2544		21.6	20.0	8.0	62.0
Trichlorofluoromethane	Ave	0.5199	0.5337		20.5	20.0	2.7	52.0
n-Pentane	Ave	0.0580	0.0543		37.4	40.0	-6.5	50.0
Ethanol	LinF		0.1780		926	800	15.8	50.0
Ethyl ether	Ave	0.2623	0.2502		19.1	20.0	-4.6	50.0
Isoprene	Ave	0.2681	0.2989		22.3	20.0	11.5	50.0
Acrolein	Ave	6.223	4.083		26.2	40.0	-34.4	99.0
Freon TF	Ave	0.2983	0.3425		23.0	20.0	14.8	50.0
1,1-Dichloroethene	Ave	0.3588	0.3488		19.4	20.0	-2.8	49.5
Acetone	Ave	1.587	1.729		109	100	9.0	50.0
Iodomethane	Ave	0.6847	0.6072		17.7	20.0	-11.3	50.0
Isopropanol	Ave	2.515	1.688		134	200	-32.9	50.0
Carbon disulfide	Ave	0.8928	0.9916		22.2	20.0	11.1	50.0
Allyl chloride	Ave	0.5237	0.6153		23.5	20.0	17.5	50.0
Methyl acetate	Ave	0.1697	0.2108		124	100	24.2	50.0
Acetonitrile	Ave	0.0251	0.0281		224	200	12.0	50.0
Methylene Chloride	Ave	0.3633	0.3798		20.9	20.0	4.5	39.5
TBA	Ave	3.950	2.530		128	200	-36.0	50.0
MTBE	Ave	0.9355	0.7710		16.5	20.0	-17.6	50.0
trans-1,2-Dichloroethene	Ave	0.3792	0.4090		21.6	20.0	7.9	30.5
Acrylonitrile	Ave	0.1007	0.1067		212	200	6.0	50.0
Hexane	Ave	0.1587	0.1867		23.5	20.0	17.6	50.0
DIPE	Ave	0.5770	0.6337		22.0	20.0	9.8	50.0
1,1-Dichloroethane	Ave	0.5989	0.6430	0.1000	21.5	20.0	7.4	27.5
Vinyl acetate	Ave	7.102	4.539		25.6	40.0	-36.1	50.0
2,2-Dichloropropane	Ave	0.1073	0.1077		20.1	20.0	0.4	50.0
cis-1,2-Dichloroethene	Ave	0.4203	0.4122		19.6	20.0	-1.9	50.0
2-Butanone	Ave	0.4530	0.4525		99.9	100	-0.1	50.0
Ethyl acetate	Ave	0.4279	0.4279		40.0	40.0	0.0	50.0
Bromochloromethane	Ave	0.2126	0.2130		20.0	20.0	0.2	50.0
Tetrahydrofuran	Ave	1.237	1.416		45.8	40.0	14.4	50.0
Chloroform	Ave	0.6729	0.7131		21.2	20.0	6.0	32.5
Cyclohexane	Ave	0.3593	0.4026		22.4	20.0	12.0	50.0
1,1,1-Trichloroethane	Ave	0.5381	0.5814		21.6	20.0	8.0	25.0
Carbon tetrachloride	Ave	0.4732	0.5153		21.8	20.0	8.9	27.0
1,1-Dichloropropene	Ave	0.3802	0.3164		16.6	20.0	-16.8	50.0

FORM VII
GC/MS VOA CONTINUING CALIBRATION DATA

Lab Name: TestAmerica Edison Job No.: 460-127124-1

SDG No.:

Lab Sample ID: CCVIS 460-416336/3 Calibration Date: 01/25/2017 06:58

Instrument ID: CVOAMS6 Calib Start Date: 12/30/2016 05:38

GC Column: Rtx-624 ID: 0.25(mm) Calib End Date: 12/30/2016 08:23

Lab File ID: F43334.D Conc. Units: ug/L Heated Purge: (Y/N) N

ANALYTE	CURVE TYPE	AVE RRF	RRF	MIN RRF	CALC AMOUNT	SPIKE AMOUNT	%D	MAX %D
Benzene	Ave	1.543	1.839		23.8	20.0	19.2	36.0
Isopropyl acetate	Ave	0.5156	0.5678		22.0	20.0	10.1	50.0
1,2-Dichloroethane	Ave	0.4791	0.4684		19.6	20.0	-2.2	32.0
n-Heptane	Ave	0.1288	0.1229		19.1	20.0	-4.6	50.0
n-Butanol	Ave	0.7279	0.4849		333	500	-33.4	50.0
Trichloroethene	Ave	0.2848	0.2677		18.8	20.0	-6.0	33.5
Ethyl acrylate	Ave	0.4177	0.4399		21.1	20.0	5.3	50.0
Methylcyclohexane	Ave	0.4292	0.4206		19.6	20.0	-2.0	50.0
1,2-Dichloropropane	Ave	0.2162	0.2247		20.8	20.0	3.9	66.0
Methyl methacrylate	Ave	0.0520	0.0335		25.8	40.0	-35.5	50.0
p-Dioxane	Ave	1.303	1.036		318	400	-20.5	50.0
Dibromomethane	Ave	0.1863	0.1864		20.0	20.0	0.0	50.0
Propyl acetate	Ave	0.1653	0.1537		18.6	20.0	-7.0	50.0
Bromodichloromethane	Ave	0.3456	0.3496		20.2	20.0	1.2	34.5
2-Chloroethyl vinyl ether	Ave	0.0841	0.0396		9.42	20.0	-52.9	124.0
Epichlorohydrin	Ave	0.2636	0.2773		421	400	5.2	50.0
cis-1,3-Dichloropropene	Ave	0.4824	0.4345		18.0	20.0	-9.9	76.0
4-Methyl-2-pentanone	Ave	2.255	2.469		110	100	9.5	50.0
Toluene	Ave	1.244	1.258		20.2	20.0	1.2	25.5
trans-1,3-Dichloropropene	Ave	0.4080	0.2980		14.6	20.0	-27.0	50.0
1,1,2-Trichloroethane	Ave	0.2322	0.2172		18.7	20.0	-6.4	29.0
Tetrachloroethene	Ave	0.4025	0.3854		19.1	20.0	-4.3	26.5
1,3-Dichloropropane	Ave	0.4195	0.3570		17.0	20.0	-14.9	50.0
2-Hexanone	Ave	1.154	1.025		88.8	100	-11.2	50.0
Butyl acetate	Ave	0.2208	0.1911		17.3	20.0	-13.5	50.0
Dibromochloromethane	Ave	0.3366	0.3231		19.2	20.0	-4.0	32.5
1,2-Dibromoethane	Ave	0.2798	0.2603		18.6	20.0	-7.0	50.0
Chlorobenzene	Ave	1.050	0.9278	0.3000	17.7	20.0	-11.6	34.0
Ethylbenzene	Ave	0.5089	0.4462		17.5	20.0	-12.3	41.0
1,1,1,2-Tetrachloroethane	Ave	0.4090	0.4520		22.1	20.0	10.5	50.0
m-Xylene & p-Xylene	Ave	0.6143	0.5395		17.6	20.0	-12.2	50.0
n-Butyl acrylate	Ave	0.1520	0.1094		14.4	20.0	-28.1	50.0
o-Xylene	Ave	0.6931	0.6828		19.7	20.0	-1.5	50.0
Styrene	Ave	0.999	0.9865		19.8	20.0	-1.2	50.0
Amyl acetate	QuaF		0.3985		17.7	20.0	-11.4	50.0
Bromoform	Ave	0.2466	0.2331	0.1000	18.9	20.0	-5.5	29.0
Isopropylbenzene	Ave	1.613	1.572		19.5	20.0	-2.5	50.0
Bromobenzene	Ave	0.7083	0.5759		16.3	20.0	-18.7	50.0
1,1,2,2-Tetrachloroethane	Ave	0.5687	0.5740	0.3000	20.2	20.0	0.9	39.5
N-Propylbenzene	Ave	2.345	2.188		18.7	20.0	-6.7	50.0
1,2,3-Trichloropropane	Ave	0.2101	0.1887		18.0	20.0	-10.2	50.0

FORM VII
GC/MS VOA CONTINUING CALIBRATION DATA

Lab Name: TestAmerica Edison Job No.: 460-127124-1

SDG No.:

Lab Sample ID: CCVIS 460-416336/3 Calibration Date: 01/25/2017 06:58

Instrument ID: CVOAMS6 Calib Start Date: 12/30/2016 05:38

GC Column: Rtx-624 ID: 0.25(mm) Calib End Date: 12/30/2016 08:23

Lab File ID: F43334.D Conc. Units: ug/L Heated Purge: (Y/N) N

ANALYTE	CURVE TYPE	AVE RRF	RRF	MIN RRF	CALC AMOUNT	SPIKE AMOUNT	%D	MAX %D
2-Chlorotoluene	Ave	1.898	1.921		20.2	20.0	1.2	50.0
1,3,5-Trimethylbenzene	Ave	1.961	2.011		20.5	20.0	2.6	50.0
4-Chlorotoluene	Ave	1.696	1.728		20.4	20.0	1.9	50.0
Butyl Methacrylate	Ave	0.5721	0.4578		16.0	20.0	-20.0	50.0
tert-Butylbenzene	Ave	1.783	1.659		18.6	20.0	-7.0	50.0
1,2,4-Trimethylbenzene	Ave	2.045	2.105		20.6	20.0	2.9	50.0
sec-Butylbenzene	Ave	2.428	2.389		19.7	20.0	-1.6	50.0
1,3-Dichlorobenzene	Ave	1.461	1.507		20.6	20.0	3.2	27.0
p-Isopropyltoluene	Ave	2.252	2.123		18.9	20.0	-5.7	50.0
1,4-Dichlorobenzene	Ave	1.550	1.531		19.8	20.0	-1.2	37.0
Benzyl chloride	Ave	1.197	1.166		19.5	20.0	-2.5	50.0
n-Butylbenzene	Ave	1.205	1.273		21.1	20.0	5.6	50.0
1,2-Dichlorobenzene	Ave	1.501	1.553		20.7	20.0	3.4	37.0
1,2-Dibromo-3-Chloropropane	Ave	0.1341	0.1422		21.2	20.0	6.0	50.0
1,2,4-Trichlorobenzene	Ave	1.019	0.9606		18.8	20.0	-5.8	50.0
Hexachlorobutadiene	Ave	0.4089	0.4471		21.9	20.0	9.3	50.0
Naphthalene	Ave	2.072	2.055		19.8	20.0	-0.8	50.0
1,2,3-Trichlorobenzene	Ave	0.9555	1.062		22.2	20.0	11.1	50.0
Dibromofluoromethane (Surr)	Ave	0.2895	0.2976		51.4	50.0	2.8	50.0
1,2-Dichloroethane-d4 (Surr)	Ave	0.3434	0.3563		51.9	50.0	3.7	
Toluene-d8 (Surr)	Ave	1.013	1.014		50.0	50.0	0.0	
Bromofluorobenzene	Ave	0.4050	0.3917		48.4	50.0	-3.3	

TestAmerica Edison
Target Compound Quantitation Report

Data File: \\ChromNA\Edison\ChromData\CVOAMS6\20170125-50801.b\F43334.D
Lims ID: CCVIS
Client ID:
Sample Type: CCVIS
Inject. Date: 25-Jan-2017 06:58:30 ALS Bottle#: 2 Worklist Smp#: 3
Purge Vol: 5.000 mL Dil. Factor: 1.0000
Sample Info: CCVIS
Misc. Info.: 460-0050801-003
Operator ID: Instrument ID: CVOAMS6
Sublist: chrom-8260624W6*sub42

Method: \\ChromNA\Edison\ChromData\CVOAMS6\20170125-50801.b\8260624W6.m
Limit Group: VOA 624 ICAL
Last Update: 26-Jan-2017 15:58:23 Calib Date: 30-Dec-2016 08:23:30
Integrator: RTE ID Type: Deconvolution ID
Quant Method: Internal Standard Quant By: Initial Calibration
Last ICal File: \\ChromNA\Edison\ChromData\CVOAMS6\20161230-50008.b\F42551.D

Column 1 : Rtx-624 (0.25 mm) Det: MS SCAN
Process Host: XAWRK014

First Level Reviewer: moroneyc Date: 25-Jan-2017 07:20:47

Compound	Sig	RT (min.)	Exp RT (min.)	Dlt RT (min.)	Q	Response	Cal Amt ug/l	OnCol Amt ug/l	Flags
1 Chlorotrifluoroethene	66	1.508	1.508	0.000	76	5227	NC	NC	
2 Dichlorodifluoromethane	85	1.541	1.541	0.000	99	37193	20.0	20.1	
3 Chloromethane	50	1.714	1.714	0.000	100	30785	20.0	21.1	
4 Vinyl chloride	62	1.820	1.820	0.000	98	34323	20.0	21.3	
5 Butadiene	54	1.829	1.829	0.000	93	38918	20.0	20.6	
6 Bromomethane	94	2.116	2.116	0.000	95	27558	20.0	19.2	
7 Chloroethane	64	2.190	2.190	0.000	99	25178	20.0	21.6	
8 Dichlorofluoromethane	67	2.379	2.379	0.000	98	63091	NC	NC	
9 Trichlorofluoromethane	101	2.387	2.387	0.000	52	52816	20.0	20.5	
10 Pentane	72	2.428	2.428	0.000	92	10747	40.0	37.4	
11 Ethanol	46	2.585	2.585	0.000	98	6404	800.0	926.4	
12 Ethyl ether	59	2.626	2.626	0.000	93	24763	20.0	19.1	
13 2-Methyl-1,3-butadiene	53	2.642	2.642	0.000	94	29578	20.0	22.3	
14 1,2-Dichloro-1,1,2-trifluo	117	2.675	2.675	0.000	90	28020	NC	NC	
15 Acrolein	56	2.798	2.798	0.000	47	7346	40.0	26.2	
16 1,1,2-Trichloro-1,2,2-trif	101	2.806	2.806	0.000	98	33896	20.0	23.0	
17 1,1-Dichloroethene	96	2.839	2.839	0.000	99	34516	20.0	19.4	
18 Acetone	43	2.930	2.930	0.000	87	50675	100.0	109.0	
19 Iodomethane	142	2.987	2.987	0.000	98	60086	20.0	17.7	
20 Isopropyl alcohol	45	3.020	3.020	0.000	50	15186	200.0	134.2	
21 Carbon disulfide	76	3.028	3.028	0.000	100	98129	20.0	22.2	
22 3-Chloro-1-propene	41	3.160	3.160	0.000	90	60889	20.0	23.5	
24 Methyl acetate	43	3.176	3.176	0.000	99	104301	100.0	124.2	
23 Cyclopentene	67	3.176	3.176	0.000	95	69673	NC	NC	
31 Acetonitrile	41	3.234	3.234	0.000	99	27794	200.0	224.1	
* 26 TBA-d9 (IS)	46	3.283	3.283	0.000	98	44977	1000.0	1000.0	
25 Methylene Chloride	84	3.291	3.291	0.000	77	37590	20.0	20.9	
27 2-Methyl-2-propanol	59	3.357	3.357	0.000	97	22758	200.0	128.1	
28 Methyl tert-butyl ether	73	3.456	3.456	0.000	96	76301	20.0	16.5	
29 trans-1,2-Dichloroethene	96	3.480	3.480	0.000	91	40479	20.0	21.6	

Compound	Sig	RT (min.)	Exp RT (min.)	Dlt RT (min.)	Q	Response	Cal Amt ug/l	OnCol Amt ug/l	Flags
30 Acrylonitrile	53	3.562	3.562	0.000	94	105638	200.0	212.0	
32 Hexane	43	3.636	3.636	0.000	89	18474	20.0	23.5	
33 Isopropyl ether	45	3.858	3.858	0.000	89	62712	20.0	22.0	
34 1,1-Dichloroethane	63	3.891	3.891	0.000	99	63629	20.0	21.5	
35 Vinyl acetate	86	3.899	3.899	0.000	92	8166	40.0	25.6	
36 2-Chloro-1,3-butadiene	88	3.932	3.932	0.000	93	27122	NC	NC	
37 Tert-butyl ethyl ether	59	4.179	4.179	0.000	90	68044	NC	NC	
* 38 2-Butanone-d5	46	4.392	4.392	0.000	91	73260	250.0	250.0	
39 2,2-Dichloropropane	97	4.401	4.401	0.000	95	10660	20.0	20.1	
40 cis-1,2-Dichloroethene	96	4.417	4.417	0.000	98	40792	20.0	19.6	
42 2-Butanone (MEK)	72	4.442	4.442	0.000	97	13260	100.0	99.9	
41 Ethyl acetate	70	4.442	4.442	0.000	95	5016	40.0	40.0	
43 Methyl acrylate	55	4.499	4.499	0.000	98	13980	NC	NC	
44 Propionitrile	54	4.581	4.581	0.000	96	34404	NC	NC	
45 Chlorobromomethane	128	4.655	4.655	0.000	75	21076	20.0	20.0	
46 Tetrahydrofuran	42	4.655	4.655	0.000	29	16593	40.0	45.8	M
47 Methacrylonitrile	67	4.680	4.680	0.000	91	101212	NC	NC	
48 Chloroform	83	4.705	4.705	0.000	97	70569	20.0	21.2	
49 Cyclohexane	56	4.836	4.836	0.000	91	39840	20.0	22.4	
50 1,1,1-Trichloroethane	97	4.852	4.852	0.000	96	57534	20.0	21.6	
$ 51 Dibromofluoromethane (Surr	113	4.861	4.861	0.000	97	73625	50.0	51.4	
52 Carbon tetrachloride	117	4.967	4.967	0.000	97	50991	20.0	21.8	
53 1,1-Dichloropropene	75	5.000	5.000	0.000	91	31312	20.0	16.6	
54 Isobutyl alcohol	43	5.140	5.140	0.000	93	38989	NC	NC	
55 Benzene	78	5.206	5.206	0.000	96	117825	20.0	23.8	
$ 56 1,2-Dichloroethane-d4 (Sur	65	5.222	5.222	0.000	98	88150	50.0	51.9	
57 Isopropyl acetate	43	5.263	5.263	0.000	82	56193	20.0	22.0	
58 Tert-amyl methyl ether	73	5.272	5.272	0.000	90	73515	NC	NC	
59 1,2-Dichloroethane	62	5.304	5.304	0.000	98	46353	20.0	19.6	
60 n-Heptane	57	5.362	5.362	0.000	85	12160	20.0	19.1	
* 61 Fluorobenzene	96	5.502	5.502	0.000	99	247410	50.0	50.0	
62 n-Butanol	56	5.797	5.797	0.000	91	10905	500.0	333.1	
63 Trichloroethene	95	5.855	5.855	0.000	96	26491	20.0	18.8	
64 Ethyl acrylate	55	5.986	5.986	0.000	92	43536	20.0	21.1	
65 Methylcyclohexane	83	5.986	5.986	0.000	88	41626	20.0	19.6	
66 1,2-Dichloropropane	63	6.151	6.151	0.000	81	22240	20.0	20.8	
* 67 1,4-Dioxane-d8	96	6.216	6.216	0.000	52	10549	1000.0	1000.0	
68 Methyl methacrylate	100	6.233	6.233	0.000	89	6634	40.0	25.8	
69 1,4-Dioxane	88	6.274	6.274	0.000	39	4370	400.0	317.9	
71 Dibromomethane	93	6.282	6.282	0.000	94	18442	20.0	20.0	
70 n-Propyl acetate	43	6.282	6.282	0.000	78	15207	20.0	18.6	
72 Dichlorobromomethane	83	6.430	6.430	0.000	98	34599	20.0	20.2	
73 2-Chloroethyl vinyl ether	63	6.775	6.775	0.000	55	3918	20.0	9.42	
74 2-Nitropropane	41	6.783	6.783	0.000	94	9455	NC	NC	
75 Epichlorohydrin	57	6.890	6.890	0.000	99	32504	400.0	420.7	
76 cis-1,3-Dichloropropene	75	6.940	6.940	0.000	96	27837	20.0	18.0	
77 4-Methyl-2-pentanone (MIBK	43	7.112	7.112	0.000	97	72362	100.0	109.5	
$ 78 Toluene-d8 (Surr)	98	7.194	7.194	0.000	97	162430	50.0	50.0	
79 Toluene	91	7.276	7.276	0.000	95	80592	20.0	20.2	
80 trans-1,3-Dichloropropene	75	7.622	7.622	0.000	97	19091	20.0	14.6	
81 Ethyl methacrylate	69	7.646	7.646	0.000	92	10660	NC	NC	
82 1,1,2-Trichloroethane	83	7.843	7.843	0.000	90	13916	20.0	18.7	

Compound	Sig	RT (min.)	Exp RT (min.)	Dlt RT (min.)	Q	Response	Cal Amt ug/l	OnCol Amt ug/l	Flags
83 Tetrachloroethene	166	7.884	7.884	0.000	92	24691	20.0	19.1	
84 1,3-Dichloropropane	76	8.057	8.057	0.000	92	22867	20.0	17.0	
85 2-Hexanone	43	8.123	8.123	0.000	94	30037	100.0	88.8	
86 n-Butyl acetate	43	8.230	8.230	0.000	95	12240	20.0	17.3	
87 Chlorodibromomethane	129	8.287	8.287	0.000	97	20696	20.0	19.2	
88 Ethylene Dibromide	107	8.451	8.451	0.000	98	16677	20.0	18.6	
* 89 Chlorobenzene-d5	117	9.002	9.002	0.000	84	160156	50.0	50.0	
90 Chlorobenzene	112	9.035	9.035	0.000	94	59436	20.0	17.7	
91 Ethylbenzene	106	9.142	9.142	0.000	98	28586	20.0	17.5	
92 1,1,1,2-Tetrachloroethane	131	9.150	9.150	0.000	92	28954	20.0	22.1	
93 m-Xylene & p-Xylene	106	9.273	9.273	0.000	93	34560	20.0	17.6	
94 n-Butyl acrylate	73	9.676	9.676	0.000	96	7007	20.0	14.4	
95 o-Xylene	106	9.692	9.692	0.000	96	43742	20.0	19.7	
96 Styrene	104	9.725	9.725	0.000	96	63196	20.0	19.8	
97 Amyl acetate (mixed isomer	43	9.889	9.889	0.000	96	22472	20.0	17.7	
98 Bromoform	173	9.914	9.914	0.000	97	14934	20.0	18.9	
99 Isopropylbenzene	105	10.021	10.021	0.000	95	100715	20.0	19.5	
$ 100 4-Bromofluorobenzene	174	10.193	10.193	0.000	95	62733	50.0	48.4	
101 Bromobenzene	156	10.317	10.317	0.000	92	32477	20.0	16.3	
102 1,1,2,2-Tetrachloroethane	83	10.341	10.341	0.000	97	32367	20.0	20.2	
103 N-Propylbenzene	91	10.366	10.366	0.000	99	123399	20.0	18.7	
104 1,2,3-Trichloropropane	110	10.382	10.382	0.000	95	10638	20.0	18.0	
105 trans-1,4-Dichloro-2-buten	53	10.399	10.399	0.000	86	6268	NC	NC	
107 2-Chlorotoluene	91	10.456	10.456	0.000	97	108323	20.0	20.2	
106 4-Ethyltoluene	105	10.456	10.456	0.000	97	117130	NC	NC	
108 1,3,5-Trimethylbenzene	105	10.514	10.514	0.000	95	113429	20.0	20.5	
109 4-Chlorotoluene	91	10.547	10.547	0.000	96	97417	20.0	20.4	
110 Butyl Methacrylate	87	10.588	10.588	0.000	95	25818	20.0	16.0	
111 tert-Butylbenzene	119	10.744	10.744	0.000	95	93544	20.0	18.6	
112 1,2,4-Trimethylbenzene	105	10.785	10.785	0.000	96	118703	20.0	20.6	
113 sec-Butylbenzene	105	10.900	10.900	0.000	98	134690	20.0	19.7	
115 4-Isopropyltoluene	119	10.999	10.999	0.000	97	119725	20.0	18.9	
114 1,3-Dichlorobenzene	146	10.999	10.999	0.000	98	84991	20.0	20.6	
* 116 1,4-Dichlorobenzene-d4	152	11.048	11.048	0.000	93	140977	50.0	50.0	
117 1,4-Dichlorobenzene	146	11.064	11.064	0.000	96	86351	20.0	19.8	
118 Benzyl chloride	91	11.163	11.163	0.000	99	65763	20.0	19.5	
119 2,3-Dihydroindene	117	11.212	11.212	0.000	95	133327	NC	NC	
120 p-Diethylbenzene	119	11.245	11.245	0.000	95	78531	NC	NC	
121 n-Butylbenzene	92	11.262	11.262	0.000	99	71774	20.0	21.1	
122 1,2-Dichlorobenzene	146	11.311	11.311	0.000	97	87557	20.0	20.7	
123 1,2,4,5-Tetramethylbenzene	119	11.722	11.722	0.000	99	101248	NC	NC	
124 1,2-Dibromo-3-Chloropropan	75	11.804	11.804	0.000	94	8016	20.0	21.2	
125 1,3,5-Trichlorobenzene	180	11.886	11.886	0.000	97	64425	NC	NC	
126 1,2,4-Trichlorobenzene	180	12.305	12.305	0.000	94	54169	20.0	18.8	
127 Hexachlorobutadiene	225	12.371	12.371	0.000	95	25213	20.0	21.9	
128 Naphthalene	128	12.486	12.486	0.000	99	115899	20.0	19.8	
129 1,2,3-Trichlorobenzene	180	12.659	12.659	0.000	96	59859	20.0	22.2	
S 130 1,2-Dichloroethene, Total	100				0		40.0	41.2	
S 131 Xylenes, Total	100				0		40.0	37.3	

QC Flag Legend

Processing Flags

NC - Not Calibrated

Review Flags

M - Manually Integrated

Reagents:

ACROLEIN W_00060	Amount Added:	4.00	Units: uL	
GASES Li_00190	Amount Added:	20.00	Units: uL	
8260MIX1COMB_00049	Amount Added:	20.00	Units: uL	
8260ISNEW_00099	Amount Added:	1.00	Units: uL	Run Reagent
8260SURR250_00149	Amount Added:	1.00	Units: uL	Run Reagent

Report Date: 26-Jan-2017 15:58:24 Chrom Revision: 2.2 10-Jan-2017 11:26:10

TestAmerica Edison

Data File: \\ChromNA\Edison\ChromData\CVOAMS6\20170125-50801.b\F43334.D

Injection Date: 25-Jan-2017 06:58:30 Instrument ID: CVOAMS6 Operator ID:

Lims ID: CCVIS Worklist Smp#: 3

Client ID:

Purge Vol: 5.000 mL Dil. Factor: 1.0000 ALS Bottle#: 2

Method: 8260624W6 Limit Group: VOA 624 ICAL

Column: Rtx-624 (0.25 mm)

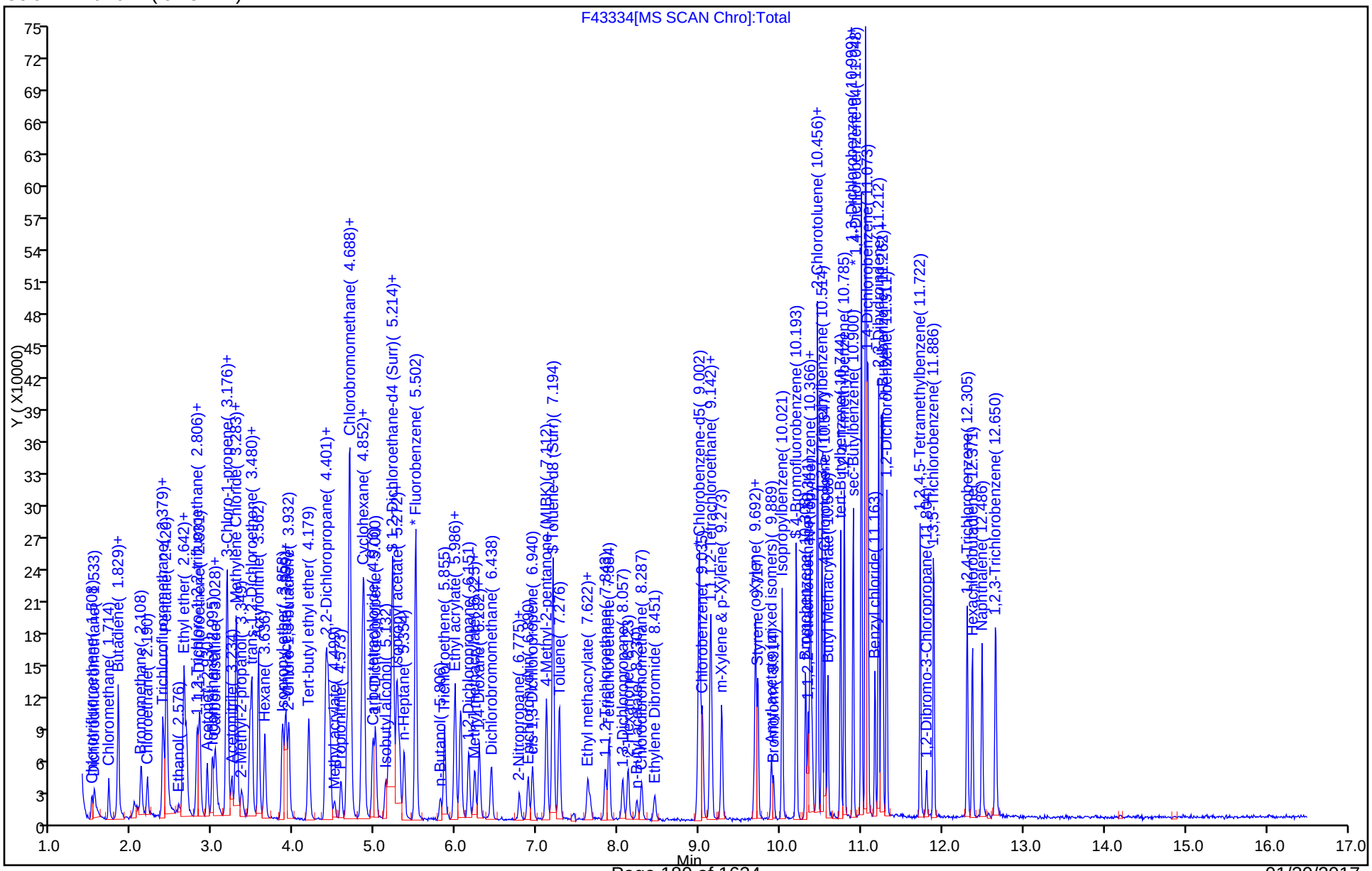

Manual Integration/User Assign Peak Report

TestAmerica Edison

Data File:	\\ChromNA\Edison\ChromData\CVOAMS6\20170125-50801.b\F43334.D				
Injection Date:	25-Jan-2017 06:58:30	Instrument ID:	CVOAMS6		
Lims ID:	CCVIS				
Client ID:					
Operator ID:		ALS Bottle#:	2	Worklist Smp#:	3
Purge Vol:	5.000 mL	Dil. Factor:	1.0000		
Method:	8260624W6	Limit Group:	VOA 624 ICAL		
Column:	Rtx-624 (0.25 mm)	Detector	MS SCAN		

46 Tetrahydrofuran, CAS: 109-99-9

Signal: 1

Processing Integration Results

RT: 4.68
Area: 8098
Amount: 24.581918
Amount Units: ug/l

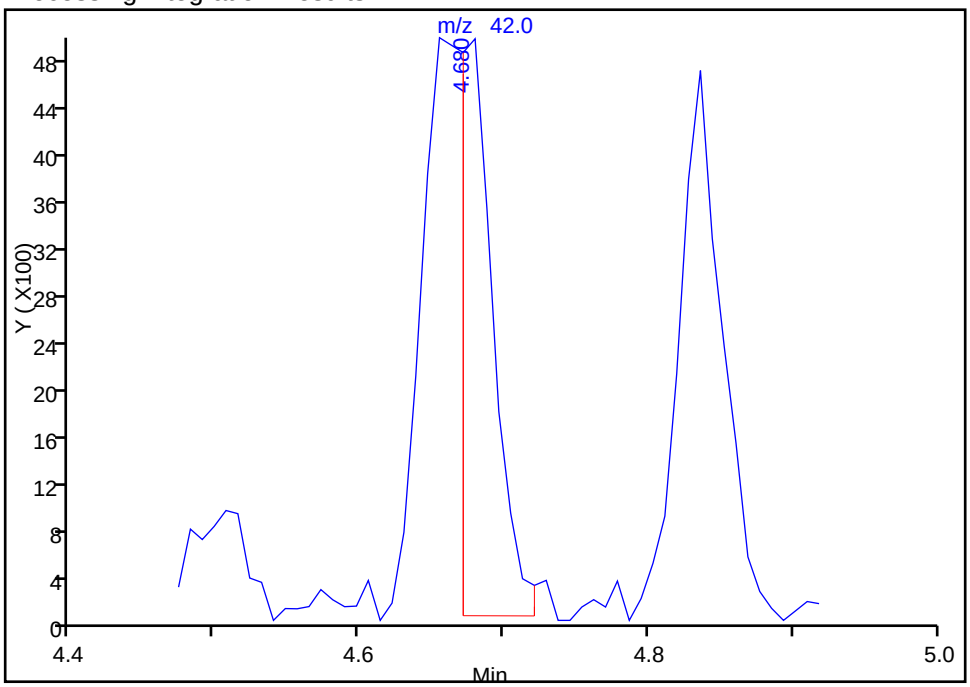

Manual Integration Results

RT: 4.66
Area: 16593
Amount: 45.765352
Amount Units: ug/l

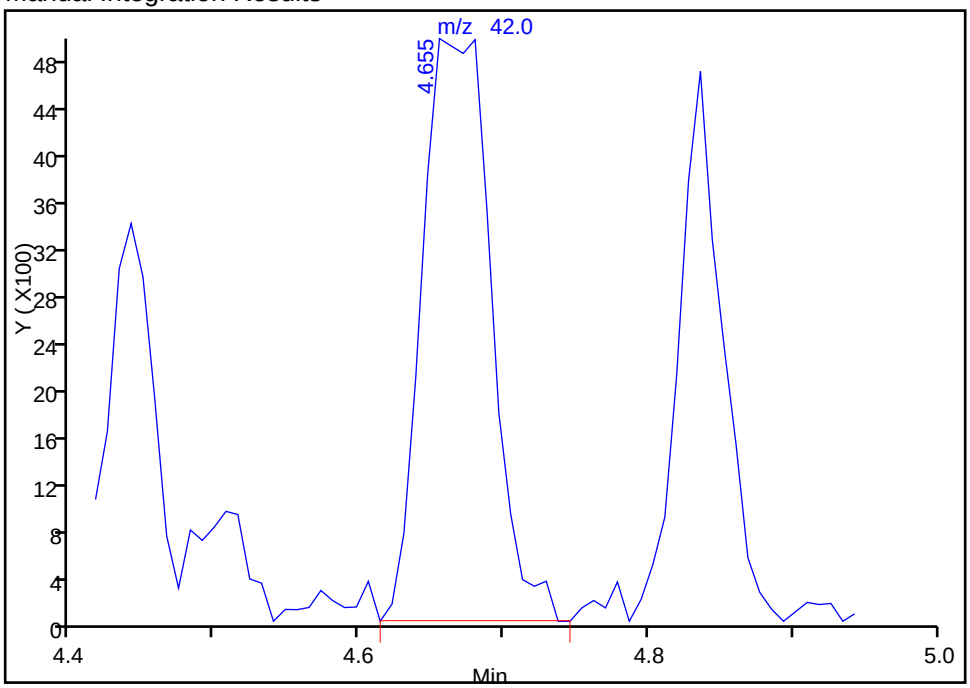

Reviewer: moroneyc, 25-Jan-2017 07:21:34

Audit Action: Manually Integrated Audit Reason: Incomplete Integration

TestAmerica Edison
Target Compound Quantitation Report

Data File:	\\ChromNA\Edison\ChromData\CVOAMS6\20161230-50008.b\F42542.D				
Lims ID:	BFB				
Client ID:					
Sample Type:	BFB				
Inject. Date:	30-Dec-2016 04:34:30	ALS Bottle#:	99	Worklist Smp#:	1
Injection Vol:	5.0 mL	Dil. Factor:	1.0000		
Sample Info:	BFB				
Misc. Info.:	460-0050008-001				
Operator ID:		Instrument ID:	CVOAMS6		
Method:	\\ChromNA\Edison\ChromData\CVOAMS6\20161230-50008.b\8260624W6.m				
Limit Group:	VOA 624 ICAL				
Last Update:	30-Dec-2016 12:28:08	Calib Date:	30-Dec-2016 08:23:30		
Integrator:	RTE	ID Type:	Deconvolution ID		
Quant Method:	Internal Standard	Quant By:	Initial Calibration		
Last ICal File:	\\ChromNA\Edison\ChromData\CVOAMS6\20161230-50008.b\F42551.D				
Column 1 :	Rtx-624 (0.25 mm)		Det: MS SCAN		
Process Host:	XAWRK013				
First Level Reviewer: tupayachia		Date:	30-Dec-2016 05:00:25		

Compound	Sig	RT (min.)	Exp RT (min.)	Dlt RT (min.)	Q	Response	Cal Amt ug/l	OnCol Amt ug/l	Flags
$ 132 BFB	95	3.614	3.614	0.000	93	48677	NR	NR	

QC Flag Legend

Processing Flags

NR - Missing Quant Standard

Reagents:

BFB_00013 Amount Added: 1.00 Units: uL

MS Tune Report

TestAmerica Edison

Data File:	\\ChromNA\Edison\ChromData\CVOAMS6\20161230-50008.b\F42542.D				
Injection Date:	30-Dec-2016 04:34:30	Instrument ID:	CVOAMS6		
Lims ID:	BFB				
Client ID:					
Operator ID:		ALS Bottle#:	99	Worklist Smp#:	1
Injection Vol:	5.0 mL	Dil. Factor:	1.0000		
Method:	8260624W6	Limit Group:	VOA 624 ICAL		
Tune Method:	BFB Method 8260				

$ 132 BFB

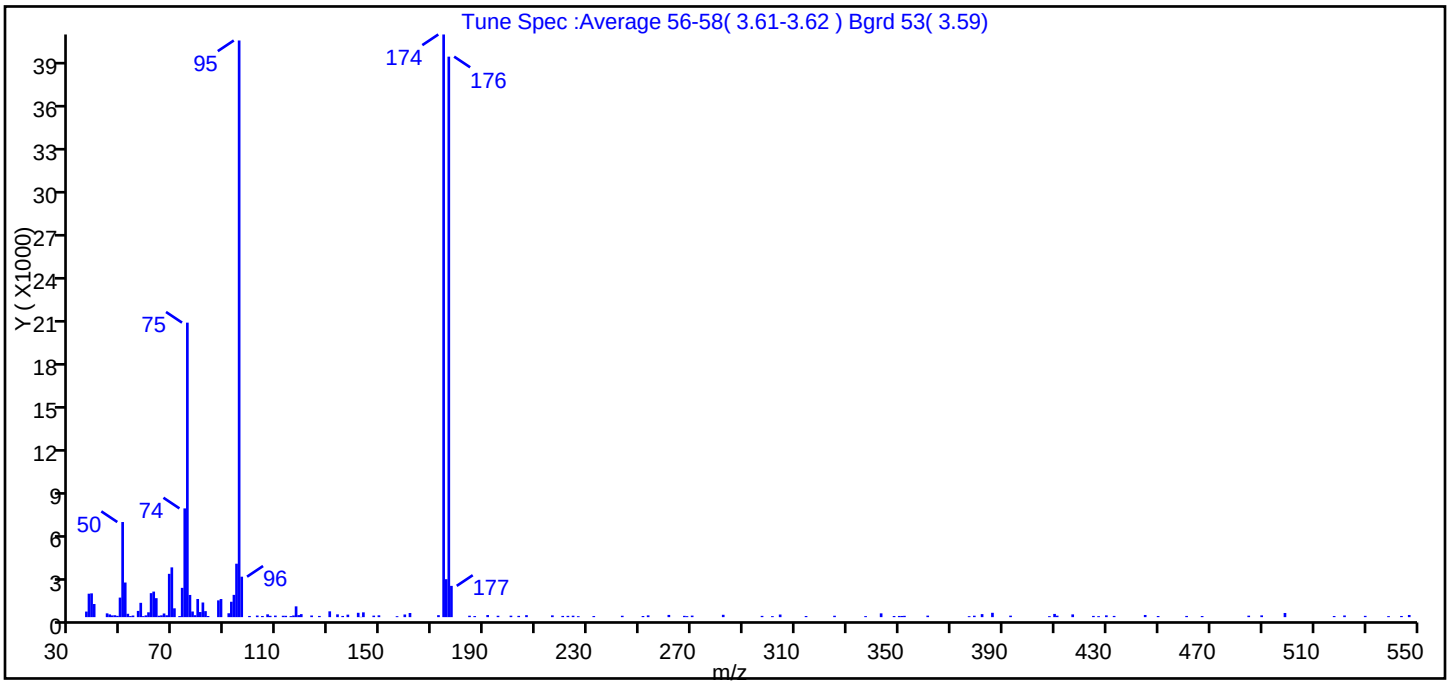

m/z	Ion Abundance Criteria	% Relative Abundance
95	Base peak, 100% relative abundance	100.0
50	15 to 40% of m/z 95	16.5
75	30 to 60% of m/z 95	51.1
96	5 to 9% of m/z 95	7.0
173	Less than 2% of m/z 174	0.0 (0.0)
174	50 to 120% of m/z 95	101.0
175	5 to 9% of m/z 174	6.6 (6.5)
176	Greater than 95% but less than 101% of m/z 174	97.2 (96.2)
177	5 to 9% of m/z 176	5.4 (5.6)

Data File: \\ChromNA\Edison\ChromData\CVOAMS6\20161230-50008.b\F42542.D\8260624W6.rslt\spectra.d
Injection Date: 30-Dec-2016 04:34:30
Spectrum: Tune Spec :Average 56-58(3.61-3.62) Bgrd 53(3.59)
Base Peak: 174.00
Minimum % Base Peak: 0
Number of Points: 141

m/z	Y	m/z	Y	m/z	Y	m/z	Y
36.00	387	78.00	134	147.00	106	337.00	73
37.00	1625	79.00	1258	149.00	127	343.00	263
38.00	1648	80.00	353	156.00	67	348.00	78
39.00	909	81.00	1015	159.00	184	350.00	82
44.00	263	82.00	416	161.00	287	351.00	82
45.00	190	83.00	79	172.00	137	352.00	91
46.00	120	87.00	1163	174.00	40376	361.00	105
47.00	132	88.00	1255	175.00	2629	377.00	67
48.00	89	91.00	269	176.00	38840	379.00	100
49.00	1355	92.00	1067	177.00	2167	382.00	211
50.00	6591	93.00	1544	184.00	99	386.00	301
51.00	2399	94.00	3703	186.00	75	393.00	104
52.00	233	95.00	39960	191.00	145	408.00	67
53.00	73	96.00	2803	195.00	97	410.00	223
54.00	112	99.00	82	200.00	102	411.00	101
56.00	431	102.00	111	203.00	90	417.00	191
57.00	992	104.00	81	206.00	137	425.00	86
58.00	69	106.00	195	216.00	123	427.00	69
59.00	123	107.00	93	220.00	86	430.00	124
60.00	335	109.00	108	222.00	90	433.00	85
61.00	1663	112.00	96	224.00	100	445.00	150
62.00	1770	113.00	93	226.00	66	450.00	78
63.00	1315	115.00	72	232.00	76	461.00	83
64.00	98	116.00	115	243.00	96	467.00	77
65.00	125	117.00	748	251.00	79	485.00	102
66.00	254	118.00	140	253.00	123	490.00	123
67.00	130	119.00	210	261.00	154	499.00	288
68.00	3001	123.00	114	267.00	90	518.00	78
69.00	3449	126.00	84	268.00	69	522.00	115
70.00	611	130.00	403	270.00	107	530.00	90
72.00	74	133.00	193	282.00	164	539.00	70
73.00	2030	135.00	84	297.00	88	544.00	81
74.00	7535	137.00	173	301.00	70	547.00	150

Report Date: 30-Dec-2016 12:28:10 Chrom Revision: 2.2 05-Dec-2016 12:37:22
Data File: \\ChromNA\Edison\ChromData\CVOAMS6\20161230-50008.b\F42542.D\8260624W6.rslt\spectra.d
Injection Date: 30-Dec-2016 04:34:30
Spectrum: Tune Spec :Average 56-58(3.61-3.62) Bgrd 53(3.59)
Base Peak: 174.00
Minimum % Base Peak: 0
Number of Points: 141

m/z	Y	m/z	Y	m/z	Y	m/z	Y
75.00	20408	141.00	301	304.00	180		
76.00	1538	142.00	16	314.00	79		
77.00	391	143.00	333	325.00	97		

TestAmerica Edison
Target Compound Quantitation Report

Data File:	\\ChromNA\Edison\ChromData\CVOAMS6\20170124-50761.b\F43287.D				
Lims ID:	BFB				
Client ID:					
Sample Type:	BFB				
Inject. Date:	24-Jan-2017 06:32:30	ALS Bottle#:	99	Worklist Smp#:	1
Injection Vol:	5.0 mL	Dil. Factor:	1.0000		
Sample Info:	BFB				
Misc. Info.:	460-0050761-001				
Operator ID:		Instrument ID:	CVOAMS6		
Method:	\\ChromNA\Edison\ChromData\CVOAMS6\20170124-50761.b\8260624W6.m				
Limit Group:	VOA 624 ICAL				
Last Update:	24-Jan-2017 08:48:15	Calib Date:	30-Dec-2016 08:23:30		
Integrator:	RTE	ID Type:	Deconvolution ID		
Quant Method:	Internal Standard	Quant By:	Initial Calibration		
Last ICal File:	\\ChromNA\Edison\ChromData\CVOAMS6\20161230-50008.b\F42551.D				
Column 1 :	Rtx-624 (0.25 mm)		Det: MS SCAN		
Process Host:	XAWRK011				
First Level Reviewer: moroneyc		Date:	24-Jan-2017 06:42:01		

Compound	Sig	RT (min.)	Exp RT (min.)	Dlt RT (min.)	Q	Response	Cal Amt ug/l	OnCol Amt ug/l	Flags
$ 132 BFB	95	3.597	3.597	0.000	90	63901	NR	NR	

QC Flag Legend

Processing Flags

NR - Missing Quant Standard

Reagents:

BFB_00013 Amount Added: 1.00 Units: uL

MS Tune Report

TestAmerica Edison

Data File:	\\ChromNA\Edison\ChromData\CVOAMS6\20170124-50761.b\F43287.D				
Injection Date:	24-Jan-2017 06:32:30	Instrument ID:	CVOAMS6		
Lims ID:	BFB				
Client ID:					
Operator ID:		ALS Bottle#:	99	Worklist Smp#:	1
Injection Vol:	5.0 mL	Dil. Factor:	1.0000		
Method:	8260624W6	Limit Group:	VOA 624 ICAL		
Tune Method:	BFB Method 8260				

$ 132 BFB

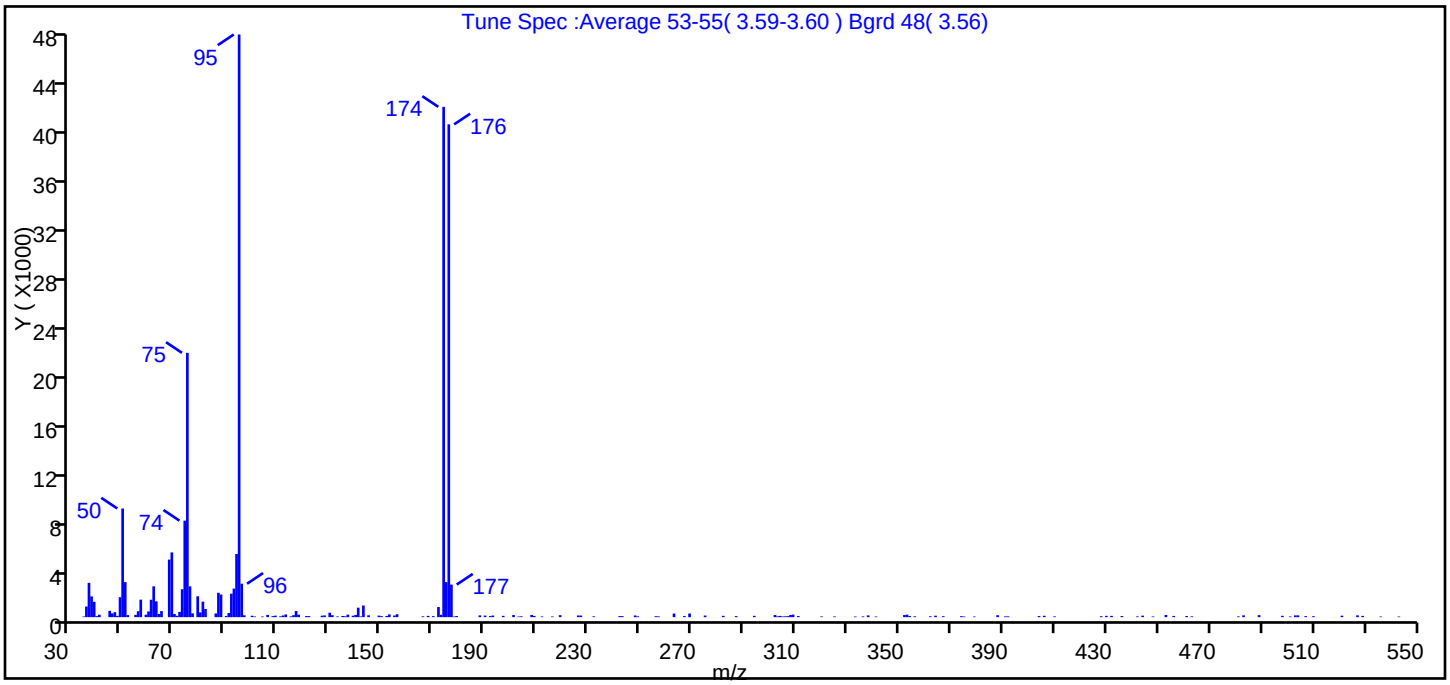

m/z	Ion Abundance Criteria	% Relative Abundance
95	Base peak, 100% relative abundance	100.0
50	15 to 40% of m/z 95	18.6
75	30 to 60% of m/z 95	45.4
96	5 to 9% of m/z 95	5.7
173	Less than 2% of m/z 174	0.4 (0.5)
174	50 to 120% of m/z 95	87.6
175	5 to 9% of m/z 174	6.0 (6.9)
176	Greater than 95% but less than 101% of m/z 174	84.6 (96.6)
177	5 to 9% of m/z 176	5.6 (6.6)

Data File: \\ChromNA\Edison\ChromData\CVOAMS6\20170124-50761.b\F43287.D\8260624W6.rslt\spectra.d
Injection Date: 24-Jan-2017 06:32:30
Spectrum: Tune Spec :Average 53-55(3.59-3.60) Bgrd 48(3.56)
Base Peak: 95.00
Minimum % Base Peak: 0
Number of Points: 181

m/z	Y	m/z	Y	m/z	Y	m/z	Y
35.00	52	94.00	5164	176.00	40304	338.00	142
36.00	870	95.00	47656	177.00	2664	341.00	52
37.00	2804	96.00	2733	178.00	50	352.00	175
38.00	1694	97.00	151	179.00	96	353.00	204
39.00	1253	100.00	114	188.00	144	354.00	92
40.00	84	101.00	53	190.00	127	356.00	68
41.00	196	104.00	54	192.00	86	362.00	69
45.00	516	106.00	182	193.00	132	364.00	119
46.00	308	108.00	84	197.00	107	367.00	75
47.00	408	109.00	121	201.00	171	374.00	80
48.00	107	111.00	67	203.00	51	375.00	53
49.00	1632	112.00	137	204.00	66	379.00	52
50.00	8885	113.00	218	208.00	183	388.00	158
51.00	2869	115.00	65	209.00	96	391.00	61
52.00	166	116.00	161	212.00	55	392.00	66
55.00	188	117.00	499	216.00	53	404.00	90
56.00	480	118.00	202	219.00	163	406.00	112
57.00	1431	121.00	96	226.00	136	410.00	62
59.00	201	122.00	85	227.00	131	428.00	79
60.00	466	127.00	117	232.00	66	430.00	106
61.00	1424	128.00	141	242.00	82	432.00	104
62.00	2521	130.00	362	243.00	84	436.00	92
63.00	1289	131.00	155	248.00	136	442.00	61
64.00	256	133.00	54	249.00	65	444.00	123
65.00	497	135.00	97	256.00	78	448.00	55
68.00	4707	136.00	69	257.00	64	453.00	175
69.00	5294	137.00	206	263.00	292	456.00	100
70.00	260	139.00	117	267.00	88	461.00	91
71.00	113	140.00	182	269.00	296	463.00	63
72.00	428	141.00	774	275.00	132	481.00	62
73.00	2282	142.00	56	282.00	107	483.00	147
74.00	7892	143.00	951	287.00	86	489.00	163
75.00	21616	145.00	152	294.00	106	498.00	109

Report Date: 24-Jan-2017 08:48:16 Chrom Revision: 2.2 10-Jan-2017 11:26:10
Data File: \\ChromNA\Edison\ChromData\CVOAMS6\20170124-50761.b\F43287.D\8260624W6.rslt\spectra.d
Injection Date: 24-Jan-2017 06:32:30
Spectrum: Tune Spec :Average 53-55(3.59-3.60) Bgrd 48(3.56)
Base Peak: 95.00
Minimum % Base Peak: 0
Number of Points: 181

m/z	Y	m/z	Y	m/z	Y	m/z	Y
76.00	2521	149.00	128	302.00	171	501.00	55
77.00	309	150.00	79	303.00	67	503.00	143
79.00	1706	152.00	90	304.00	101	504.00	146
80.00	384	153.00	224	305.00	56	507.00	82
81.00	1267	155.00	133	306.00	68	510.00	78
82.00	669	156.00	238	307.00	83	521.00	119
86.00	300	166.00	66	308.00	175	527.00	148
87.00	1992	168.00	104	309.00	208	529.00	104
88.00	1848	170.00	81	311.00	87	536.00	51
90.00	97	172.00	826	320.00	55	543.00	52
91.00	341	173.00	190	325.00	58		
92.00	1921	174.00	41736	333.00	54		
93.00	2335	175.00	2868	336.00	59		

TestAmerica Edison
Target Compound Quantitation Report

Data File:	\\ChromNA\Edison\ChromData\CVOAMS6\20170125-50801.b\F43332.D				
Lims ID:	BFB				
Client ID:					
Sample Type:	BFB				
Inject. Date:	25-Jan-2017 06:14:30	ALS Bottle#:	99	Worklist Smp#:	1
Injection Vol:	5.0 mL	Dil. Factor:	1.0000		
Sample Info:	BFB				
Misc. Info.:	460-0050801-001				
Operator ID:		Instrument ID:	CVOAMS6		
Method:	\\ChromNA\Edison\ChromData\CVOAMS6\20170125-50801.b\8260624W6.m				
Limit Group:	VOA 624 ICAL				
Last Update:	25-Jan-2017 08:34:05	Calib Date:	30-Dec-2016 08:23:30		
Integrator:	RTE	ID Type:	Deconvolution ID		
Quant Method:	Internal Standard	Quant By:	Initial Calibration		
Last ICal File:	\\ChromNA\Edison\ChromData\CVOAMS6\20161230-50008.b\F42551.D				
Column 1 :	Rtx-624 (0.25 mm)		Det: MS SCAN		
Process Host:	XAWRK005				
First Level Reviewer: moroneyc		Date:	25-Jan-2017 06:20:10		

Compound	Sig	RT (min.)	Exp RT (min.)	Dlt RT (min.)	Q	Response	Cal Amt ug/l	OnCol Amt ug/l	Flags
$ 132 BFB	95	3.597	3.597	0.000	87	39442	NR	NR	

QC Flag Legend

Processing Flags

NR - Missing Quant Standard

Reagents:

BFB_00013 Amount Added: 1.00 Units: uL

MS Tune Report

TestAmerica Edison

Data File:	\\ChromNA\Edison\ChromData\CVOAMS6\20170125-50801.b\F43332.D				
Injection Date:	25-Jan-2017 06:14:30	Instrument ID:	CVOAMS6		
Lims ID:	BFB				
Client ID:					
Operator ID:		ALS Bottle#:	99	Worklist Smp#:	1
Injection Vol:	5.0 mL	Dil. Factor:	1.0000		
Method:	8260624W6	Limit Group:	VOA 624 ICAL		
Tune Method:	BFB Method 8260				

$ 132 BFB

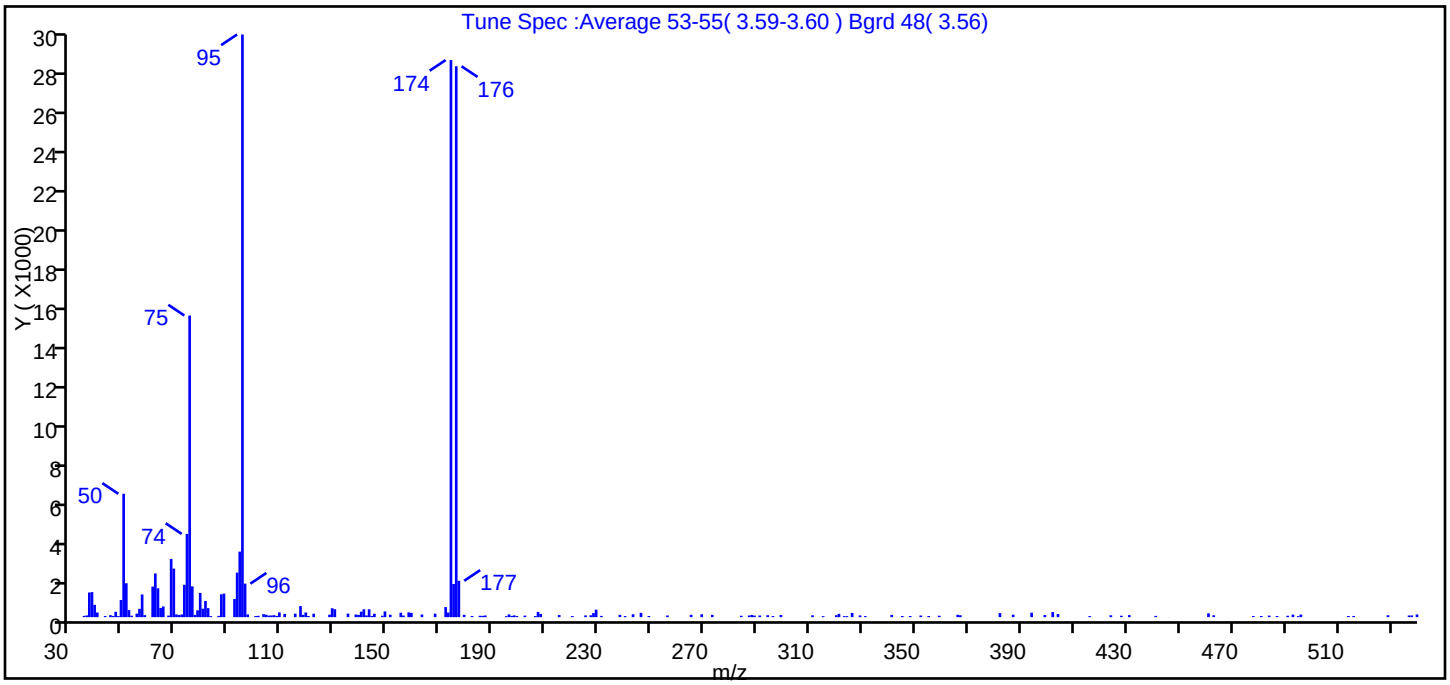

m/z	Ion Abundance Criteria	% Relative Abundance
95	Base peak, 100% relative abundance	100.0
50	15 to 40% of m/z 95	21.2
75	30 to 60% of m/z 95	51.8
96	5 to 9% of m/z 95	5.8
173	Less than 2% of m/z 174	0.8 (0.8)
174	50 to 120% of m/z 95	95.6
175	5 to 9% of m/z 174	5.7 (5.9)
176	Greater than 95% but less than 101% of m/z 174	94.5 (98.9)
177	5 to 9% of m/z 176	6.2 (6.6)

Data File: \\ChromNA\Edison\ChromData\CVOAMS6\20170125-50801.b\F43332.D\8260624W6.rslt\spectra.d
Injection Date: 25-Jan-2017 06:14:30
Spectrum: Tune Spec :Average 53-55(3.59-3.60) Bgrd 48(3.56)
Base Peak: 95.00
Minimum % Base Peak: 0
Number of Points: 177

m/z	Y	m/z	Y	m/z	Y	m/z	Y
35.00	64	92.00	913	174.00	28024	321.00	166
36.00	87	93.00	2241	175.00	1666	323.00	50
37.00	1239	94.00	3297	176.00	27712	324.00	51
38.00	1260	95.00	29312	177.00	1829	326.00	210
39.00	618	96.00	1686	179.00	116	329.00	86
40.00	233	97.00	136	182.00	57	331.00	53
43.00	59	100.00	56	185.00	68	341.00	112
45.00	99	101.00	69	186.00	65	345.00	55
46.00	61	103.00	150	187.00	85	348.00	57
47.00	270	104.00	122	195.00	51	352.00	82
48.00	52	105.00	79	196.00	139	355.00	58
49.00	863	106.00	86	197.00	64	359.00	72
50.00	6206	107.00	98	198.00	89	366.00	120
51.00	1705	108.00	62	199.00	54	367.00	94
52.00	354	109.00	238	202.00	78	382.00	203
53.00	72	111.00	165	206.00	56	387.00	123
55.00	178	115.00	175	207.00	263	394.00	223
56.00	417	117.00	556	208.00	164	399.00	105
57.00	1142	118.00	117	215.00	105	402.00	254
58.00	101	119.00	235	220.00	54	404.00	158
61.00	1538	120.00	57	225.00	87	416.00	52
62.00	2198	122.00	172	227.00	95	424.00	94
63.00	1452	128.00	124	228.00	203	428.00	71
64.00	460	129.00	449	229.00	378	431.00	102
65.00	540	130.00	400	231.00	63	441.00	63
67.00	77	135.00	177	238.00	117	446.00	4
68.00	2929	138.00	133	240.00	55	461.00	192
69.00	2440	139.00	114	243.00	144	463.00	94
70.00	135	140.00	275	246.00	218	478.00	56
71.00	110	141.00	397	249.00	59	481.00	56
72.00	134	142.00	85	256.00	83	484.00	77
73.00	1628	143.00	395	265.00	118	487.00	58
74.00	4187	144.00	62	269.00	143	491.00	70

Report Date: 25-Jan-2017 08:34:06 Chrom Revision: 2.2 10-Jan-2017 11:26:10
Data File: \\ChromNA\Edison\ChromData\CVOAMS6\20170125-50801.b\F43332.D\8260624W6.rslt\spectra.d
Injection Date: 25-Jan-2017 06:14:30
Spectrum: Tune Spec :Average 53-55(3.59-3.60) Bgrd 48(3.56)
Base Peak: 95.00
Minimum % Base Peak: 0
Number of Points: 177

m/z	Y	m/z	Y	m/z	Y	m/z	Y
75.00	15175	145.00	170	273.00	116	493.00	128
76.00	1547	148.00	72	284.00	70	495.00	50
77.00	115	149.00	289	287.00	84	496.00	130
78.00	342	151.00	121	288.00	110	514.00	56
79.00	1218	155.00	224	289.00	78	516.00	59
80.00	425	156.00	80	291.00	83	529.00	95
81.00	815	158.00	240	294.00	97	537.00	84
82.00	452	159.00	216	296.00	55	538.00	86
83.00	52	163.00	133	299.00	108	540.00	135
86.00	64	168.00	174	311.00	92		
87.00	1149	172.00	507	315.00	51		
88.00	1184	173.00	232	320.00	97		

FORM I
GC/MS VOA ORGANICS ANALYSIS DATA SHEET

Lab Name: TestAmerica Edison | Job No.: 460-127124-1
SDG No.:
Client Sample ID: | Lab Sample ID: MB 460-416150/7
Matrix: Water | Lab File ID: F43293.D
Analysis Method: 624 | Date Collected:
Sample wt/vol: 5(mL) | Date Analyzed: 01/24/2017 08:54
Soil Aliquot Vol: | Dilution Factor: 1
Soil Extract Vol.: | GC Column: Rtx-624 ID: 0.25(mm)
% Moisture: | Level: (low/med) Low
Analysis Batch No.: 416150 | Units: ug/L

CAS NO.	COMPOUND NAME	RESULT	Q	RL	MDL
71-55-6	1,1,1-Trichloroethane	1.0	U	1.0	0.28
79-34-5	1,1,2,2-Tetrachloroethane	1.0	U	1.0	0.19
79-00-5	1,1,2-Trichloroethane	1.0	U	1.0	0.080
75-34-3	1,1-Dichloroethane	1.0	U	1.0	0.24
75-35-4	1,1-Dichloroethene	1.0	U	1.0	0.34
87-61-6	1,2,3-Trichlorobenzene	1.0	U	1.0	0.35
120-82-1	1,2,4-Trichlorobenzene	1.0	U	1.0	0.27
96-12-8	1,2-Dibromo-3-Chloropropane	1.0	U	1.0	0.23
106-93-4	1,2-Dibromoethane	1.0	U	1.0	0.19
95-50-1	1,2-Dichlorobenzene	1.0	U	1.0	0.22
107-06-2	1,2-Dichloroethane	1.0	U	1.0	0.25
78-87-5	1,2-Dichloropropane	1.0	U	1.0	0.18
541-73-1	1,3-Dichlorobenzene	1.0	U	1.0	0.33
106-46-7	1,4-Dichlorobenzene	1.0	U	1.0	0.33
78-93-3	2-Butanone	5.0	U	5.0	2.2
591-78-6	2-Hexanone	5.0	U	5.0	0.72
108-10-1	4-Methyl-2-pentanone	5.0	U	5.0	0.63
67-64-1	Acetone	5.0	U	5.0	1.1
71-43-2	Benzene	1.0	U	1.0	0.090
75-27-4	Bromodichloromethane	1.0	U	1.0	0.15
75-25-2	Bromoform	1.0	U	1.0	0.18
74-83-9	Bromomethane	1.0	U	1.0	0.18
75-15-0	Carbon disulfide	1.0	U	1.0	0.22
56-23-5	Carbon tetrachloride	1.0	U	1.0	0.33
108-90-7	Chlorobenzene	1.0	U	1.0	0.24
67-66-3	Chloroform	1.0	U	1.0	0.22
74-87-3	Chloromethane	1.0	U	1.0	0.22
156-59-2	cis-1,2-Dichloroethene	1.0	U	1.0	0.26
10061-01-5	cis-1,3-Dichloropropene	1.0	U	1.0	0.16
110-82-7	Cyclohexane	1.0	U	1.0	0.26
124-48-1	Dibromochloromethane	1.0	U	1.0	0.22
75-71-8	Dichlorodifluoromethane	1.0	U	1.0	0.14
75-00-3	Ethyl Chloride	1.0	U	1.0	0.37
100-41-4	Ethylbenzene	1.0	U	1.0	0.30
76-13-1	Freon TF	1.0	U	1.0	0.34
98-82-8	Isopropylbenzene	1.0	U	1.0	0.32

FORM I
GC/MS VOA ORGANICS ANALYSIS DATA SHEET

Lab Name: TestAmerica Edison
Job No.: 460-127124-1
SDG No.:
Client Sample ID:
Lab Sample ID: MB 460-416150/7
Matrix: Water
Lab File ID: F43293.D
Analysis Method: 624
Date Collected:
Sample wt/vol: 5(mL)
Date Analyzed: 01/24/2017 08:54
Soil Aliquot Vol:
Dilution Factor: 1
Soil Extract Vol.:
GC Column: Rtx-624 ID: 0.25(mm)
% Moisture:
Level: (low/med) Low
Analysis Batch No.: 416150
Units: ug/L

CAS NO.	COMPOUND NAME	RESULT	Q	RL	MDL
79-20-9	Methyl acetate	5.0	U	5.0	0.58
108-87-2	Methylcyclohexane	1.0	U	1.0	0.22
75-09-2	Methylene Chloride	1.0	U	1.0	0.21
1634-04-4	MTBE	1.0	U	1.0	0.13
179601-23-1	m-Xylene & p-Xylene	1.0	U	1.0	0.28
95-47-6	o-Xylene	1.0	U	1.0	0.32
123-91-1	p-Dioxane	50	U	50	8.7
100-42-5	Styrene	1.0	U	1.0	0.17
127-18-4	Tetrachloroethene	1.0	U	1.0	0.12
108-88-3	Toluene	1.0	U	1.0	0.25
156-60-5	trans-1,2-Dichloroethene	1.0	U	1.0	0.18
10061-02-6	trans-1,3-Dichloropropene	1.0	U	1.0	0.19
79-01-6	Trichloroethene	1.0	U	1.0	0.22
75-69-4	Trichlorofluoromethane	1.0	U	1.0	0.15
75-01-4	Vinyl chloride	1.0	U	1.0	0.060

CAS NO.	SURROGATE	%REC	Q	LIMITS
17060-07-0	1,2-Dichloroethane-d4 (Surr)	96		48-130
460-00-4	Bromofluorobenzene	88		71-131
1868-53-7	Dibromofluoromethane (Surr)	94		80-120
2037-26-5	Toluene-d8 (Surr)	100		80-120

TestAmerica Edison
Target Compound Quantitation Report

Data File: \\ChromNA\Edison\ChromData\CVOAMS6\20170124-50761.b\F43293.D
Lims ID: MB
Client ID:
Sample Type: MB
Inject. Date: 24-Jan-2017 08:54:30 ALS Bottle#: 6 Worklist Smp#: 7
Purge Vol: 5.000 mL Dil. Factor: 1.0000
Sample Info: MB
Misc. Info.: 460-0050761-007
Operator ID: Instrument ID: CVOAMS6

Method: \\ChromNA\Edison\ChromData\CVOAMS6\20170124-50761.b\8260624W6.m
Limit Group: VOA 624 ICAL
Last Update: 24-Jan-2017 09:43:54 Calib Date: 30-Dec-2016 08:23:30
Integrator: RTE ID Type: Deconvolution ID
Quant Method: Internal Standard Quant By: Initial Calibration
Last ICal File: \\ChromNA\Edison\ChromData\CVOAMS6\20161230-50008.b\F42551.D

Column 1 : Rtx-624 (0.25 mm) Det: MS SCAN
Process Host: XAWRK011

First Level Reviewer: moroneyc Date: 24-Jan-2017 09:43:59

Compound	Sig	RT (min.)	Exp RT (min.)	Dlt RT (min.)	Q	Response	Cal Amt ug/l	OnCol Amt ug/l	Flags
* 26 TBA-d9 (IS)	46	3.283	3.283	0.000	97	51315	1000.0	1000.0	
* 38 2-Butanone-d5	46	4.392	4.392	0.000	82	102281	250.0	250.0	
$ 51 Dibromofluoromethane (Surr	113	4.861	4.861	0.000	95	78348	50.0	47.1	
$ 56 1,2-Dichloroethane-d4 (Sur	65	5.230	5.230	0.000	97	94947	50.0	48.1	
* 61 Fluorobenzene	96	5.502	5.502	0.000	99	287452	50.0	50.0	
* 67 1,4-Dioxane-d8	96	6.216	6.208	0.008	95	9043	1000.0	1000.0	
$ 78 Toluene-d8 (Surr)	98	7.202	7.194	0.008	98	163711	50.0	50.2	
* 89 Chlorobenzene-d5	117	9.002	9.002	0.000	84	161015	50.0	50.0	
$ 100 4-Bromofluorobenzene	174	10.202	10.193	0.009	96	57318	50.0	43.9	
* 116 1,4-Dichlorobenzene-d4	152	11.056	11.056	0.000	94	126576	50.0	50.0	

Reagents:

8260ISNEW_00099 Amount Added: 1.00 Units: uL Run Reagent
8260SURR250_00149 Amount Added: 1.00 Units: uL Run Reagent

Report Date: 24-Jan-2017 09:43:59 Chrom Revision: 2.2 10-Jan-2017 11:26:10

TestAmerica Edison

Data File: \\ChromNA\Edison\ChromData\CVOAMS6\20170124-50761.b\F43293.D

Injection Date: 24-Jan-2017 08:54:30 Instrument ID: CVOAMS6 Operator ID:

Lims ID: MB Worklist Smp#: 7

Client ID:

Purge Vol: 5.000 mL Dil. Factor: 1.0000 ALS Bottle#: 6

Method: 8260624W6 Limit Group: VOA 624 ICAL

Column: Rtx-624 (0.25 mm)

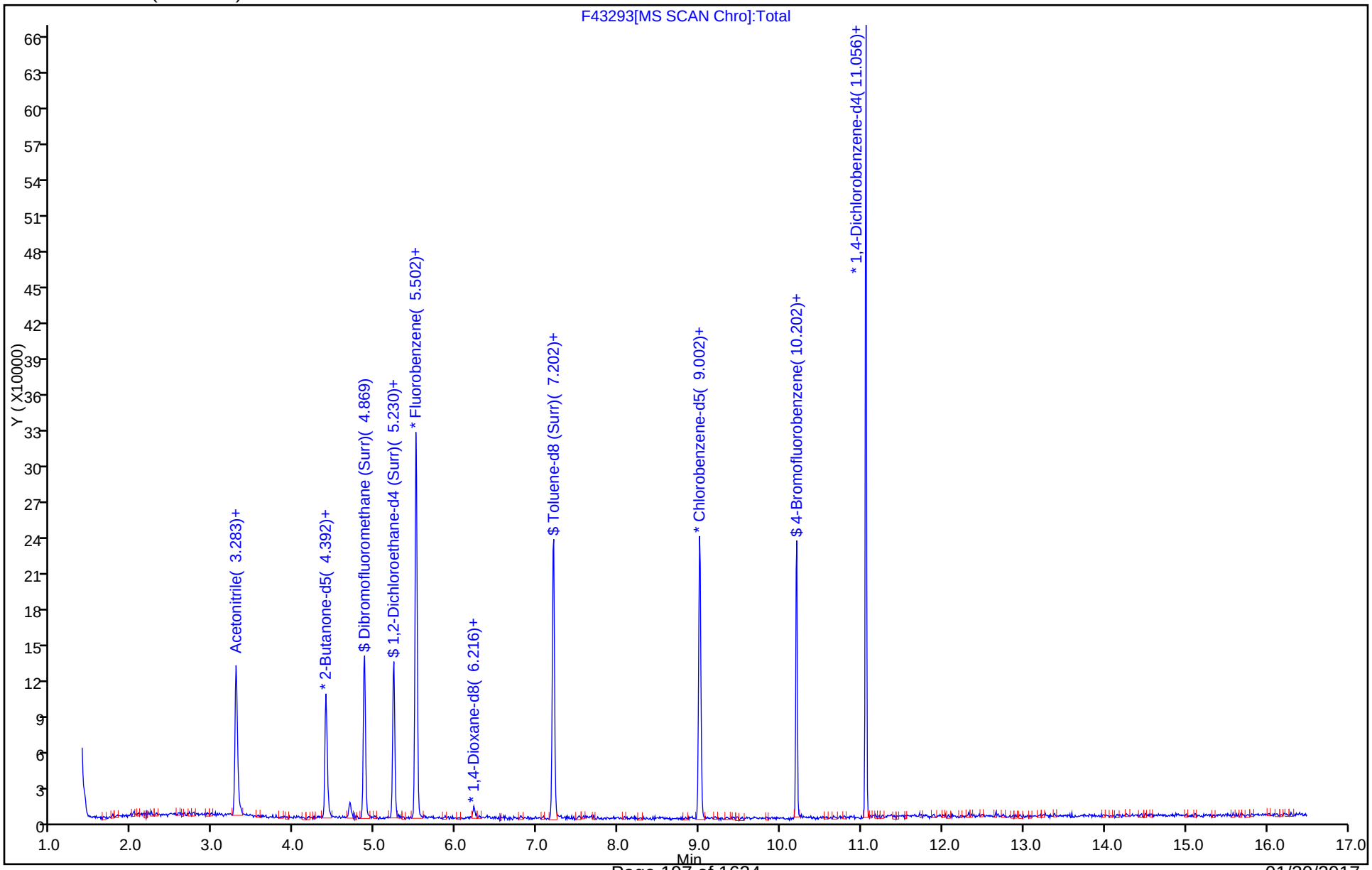

FORM I
GC/MS VOA ORGANICS ANALYSIS DATA SHEET

Lab Name: TestAmerica Edison
Job No.: 460-127124-1
SDG No.:
Client Sample ID:
Lab Sample ID: MB 460-416336/8
Matrix: Water
Lab File ID: F43339.D
Analysis Method: 624
Date Collected:
Sample wt/vol: 5(mL)
Date Analyzed: 01/25/2017 08:56
Soil Aliquot Vol:
Dilution Factor: 1
Soil Extract Vol.:
GC Column: Rtx-624 ID: 0.25(mm)
% Moisture:
Level: (low/med) Low
Analysis Batch No.: 416336
Units: ug/L

CAS NO.	COMPOUND NAME	RESULT	Q	RL	MDL
71-55-6	1,1,1-Trichloroethane	1.0	U	1.0	0.28
79-34-5	1,1,2,2-Tetrachloroethane	1.0	U	1.0	0.19
79-00-5	1,1,2-Trichloroethane	1.0	U	1.0	0.080
75-34-3	1,1-Dichloroethane	1.0	U	1.0	0.24
75-35-4	1,1-Dichloroethene	1.0	U	1.0	0.34
87-61-6	1,2,3-Trichlorobenzene	1.0	U	1.0	0.35
120-82-1	1,2,4-Trichlorobenzene	1.0	U	1.0	0.27
96-12-8	1,2-Dibromo-3-Chloropropane	1.0	U	1.0	0.23
106-93-4	1,2-Dibromoethane	1.0	U	1.0	0.19
95-50-1	1,2-Dichlorobenzene	1.0	U	1.0	0.22
107-06-2	1,2-Dichloroethane	1.0	U	1.0	0.25
78-87-5	1,2-Dichloropropane	1.0	U	1.0	0.18
541-73-1	1,3-Dichlorobenzene	1.0	U	1.0	0.33
106-46-7	1,4-Dichlorobenzene	1.0	U	1.0	0.33
78-93-3	2-Butanone	5.0	U	5.0	2.2
591-78-6	2-Hexanone	5.0	U	5.0	0.72
108-10-1	4-Methyl-2-pentanone	5.0	U	5.0	0.63
67-64-1	Acetone	5.0	U	5.0	1.1
71-43-2	Benzene	1.0	U	1.0	0.090
75-27-4	Bromodichloromethane	1.0	U	1.0	0.15
75-25-2	Bromoform	1.0	U	1.0	0.18
74-83-9	Bromomethane	1.0	U	1.0	0.18
75-15-0	Carbon disulfide	1.0	U	1.0	0.22
56-23-5	Carbon tetrachloride	1.0	U	1.0	0.33
108-90-7	Chlorobenzene	1.0	U	1.0	0.24
67-66-3	Chloroform	1.0	U	1.0	0.22
74-87-3	Chloromethane	1.0	U	1.0	0.22
156-59-2	cis-1,2-Dichloroethene	1.0	U	1.0	0.26
10061-01-5	cis-1,3-Dichloropropene	1.0	U	1.0	0.16
110-82-7	Cyclohexane	1.0	U	1.0	0.26
124-48-1	Dibromochloromethane	1.0	U	1.0	0.22
75-71-8	Dichlorodifluoromethane	1.0	U	1.0	0.14
75-00-3	Ethyl Chloride	1.0	U	1.0	0.37
100-41-4	Ethylbenzene	1.0	U	1.0	0.30
76-13-1	Freon TF	1.0	U	1.0	0.34
98-82-8	Isopropylbenzene	1.0	U	1.0	0.32

FORM I
GC/MS VOA ORGANICS ANALYSIS DATA SHEET

Lab Name: TestAmerica Edison
Job No.: 460-127124-1
SDG No.:
Client Sample ID:
Lab Sample ID: MB 460-416336/8
Matrix: Water
Lab File ID: F43339.D
Analysis Method: 624
Date Collected:
Sample wt/vol: 5(mL)
Date Analyzed: 01/25/2017 08:56
Soil Aliquot Vol:
Dilution Factor: 1
Soil Extract Vol.:
GC Column: Rtx-624 ID: 0.25(mm)
% Moisture:
Level: (low/med) Low
Analysis Batch No.: 416336
Units: ug/L

CAS NO.	COMPOUND NAME	RESULT	Q	RL	MDL
79-20-9	Methyl acetate	5.0	U	5.0	0.58
108-87-2	Methylcyclohexane	1.0	U	1.0	0.22
75-09-2	Methylene Chloride	1.0	U	1.0	0.21
1634-04-4	MTBE	1.0	U	1.0	0.13
179601-23-1	m-Xylene & p-Xylene	1.0	U	1.0	0.28
95-47-6	o-Xylene	1.0	U	1.0	0.32
123-91-1	p-Dioxane	50	U	50	8.7
100-42-5	Styrene	1.0	U	1.0	0.17
127-18-4	Tetrachloroethene	1.0	U	1.0	0.12
108-88-3	Toluene	1.0	U	1.0	0.25
156-60-5	trans-1,2-Dichloroethene	1.0	U	1.0	0.18
10061-02-6	trans-1,3-Dichloropropene	1.0	U	1.0	0.19
79-01-6	Trichloroethene	1.0	U	1.0	0.22
75-69-4	Trichlorofluoromethane	1.0	U	1.0	0.15
75-01-4	Vinyl chloride	1.0	U	1.0	0.060

CAS NO.	SURROGATE	%REC	Q	LIMITS
17060-07-0	1,2-Dichloroethane-d4 (Surr)	104		48-130
460-00-4	Bromofluorobenzene	84		71-131
1868-53-7	Dibromofluoromethane (Surr)	109		80-120
2037-26-5	Toluene-d8 (Surr)	96		80-120

TestAmerica Edison
Target Compound Quantitation Report

Data File: \\ChromNA\Edison\ChromData\CVOAMS6\20170125-50801.b\F43339.D
Lims ID: MB
Client ID:
Sample Type: MB
Inject. Date: 25-Jan-2017 08:56:30 ALS Bottle#: 7 Worklist Smp#: 8
Purge Vol: 5.000 mL Dil. Factor: 1.0000
Sample Info: MB
Misc. Info.: 460-0050801-008
Operator ID: Instrument ID: CVOAMS6

Method: \\ChromNA\Edison\ChromData\CVOAMS6\20170125-50801.b\8260624W6.m
Limit Group: VOA 624 ICAL
Last Update: 25-Jan-2017 09:24:01 Calib Date: 30-Dec-2016 08:23:30
Integrator: RTE ID Type: Deconvolution ID
Quant Method: Internal Standard Quant By: Initial Calibration
Last ICal File: \\ChromNA\Edison\ChromData\CVOAMS6\20161230-50008.b\F42551.D

Column 1 : Rtx-624 (0.25 mm) Det: MS SCAN
Process Host: XAWRK005

First Level Reviewer: moroneyc Date: 25-Jan-2017 09:24:10

Compound	Sig	RT (min.)	Exp RT (min.)	Dlt RT (min.)	Q	Response	Cal Amt ug/l	OnCol Amt ug/l	Flags
* 26 TBA-d9 (IS)	46	3.283	3.283	0.000	98	47964	1000.0	1000.0	
* 38 2-Butanone-d5	46	4.392	4.392	0.000	79	61806	250.0	250.0	
$ 51 Dibromofluoromethane (Surr	113	4.869	4.861	0.008	95	67101	50.0	54.7	
$ 56 1,2-Dichloroethane-d4 (Sur	65	5.231	5.222	0.008	97	75767	50.0	52.1	
* 61 Fluorobenzene	96	5.502	5.502	0.000	99	211755	50.0	50.0	
* 67 1,4-Dioxane-d8	96	6.217	6.216	0.001	97	6943	1000.0	1000.0	
$ 78 Toluene-d8 (Surr)	98	7.203	7.194	0.009	98	111938	50.0	48.0	
* 89 Chlorobenzene-d5	117	9.002	9.002	0.000	85	114962	50.0	50.0	
$ 100 4-Bromofluorobenzene	174	10.202	10.193	0.009	96	39182	50.0	42.1	
* 116 1,4-Dichlorobenzene-d4	152	11.056	11.048	0.008	93	101247	50.0	50.0	

Reagents:

8260ISNEW_00099 Amount Added: 1.00 Units: uL Run Reagent
8260SURR250_00149 Amount Added: 1.00 Units: uL Run Reagent

Report Date: 25-Jan-2017 09:24:11 Chrom Revision: 2.2 10-Jan-2017 11:26:10

TestAmerica Edison

Data File: \\ChromNA\Edison\ChromData\CVOAMS6\20170125-50801.b\F43339.D

Injection Date: 25-Jan-2017 08:56:30 Instrument ID: CVOAMS6 Operator ID:

Lims ID: MB Worklist Smp#: 8

Client ID:

Purge Vol: 5.000 mL Dil. Factor: 1.0000 ALS Bottle#: 7

Method: 8260624W6 Limit Group: VOA 624 ICAL

Column: Rtx-624 (0.25 mm)

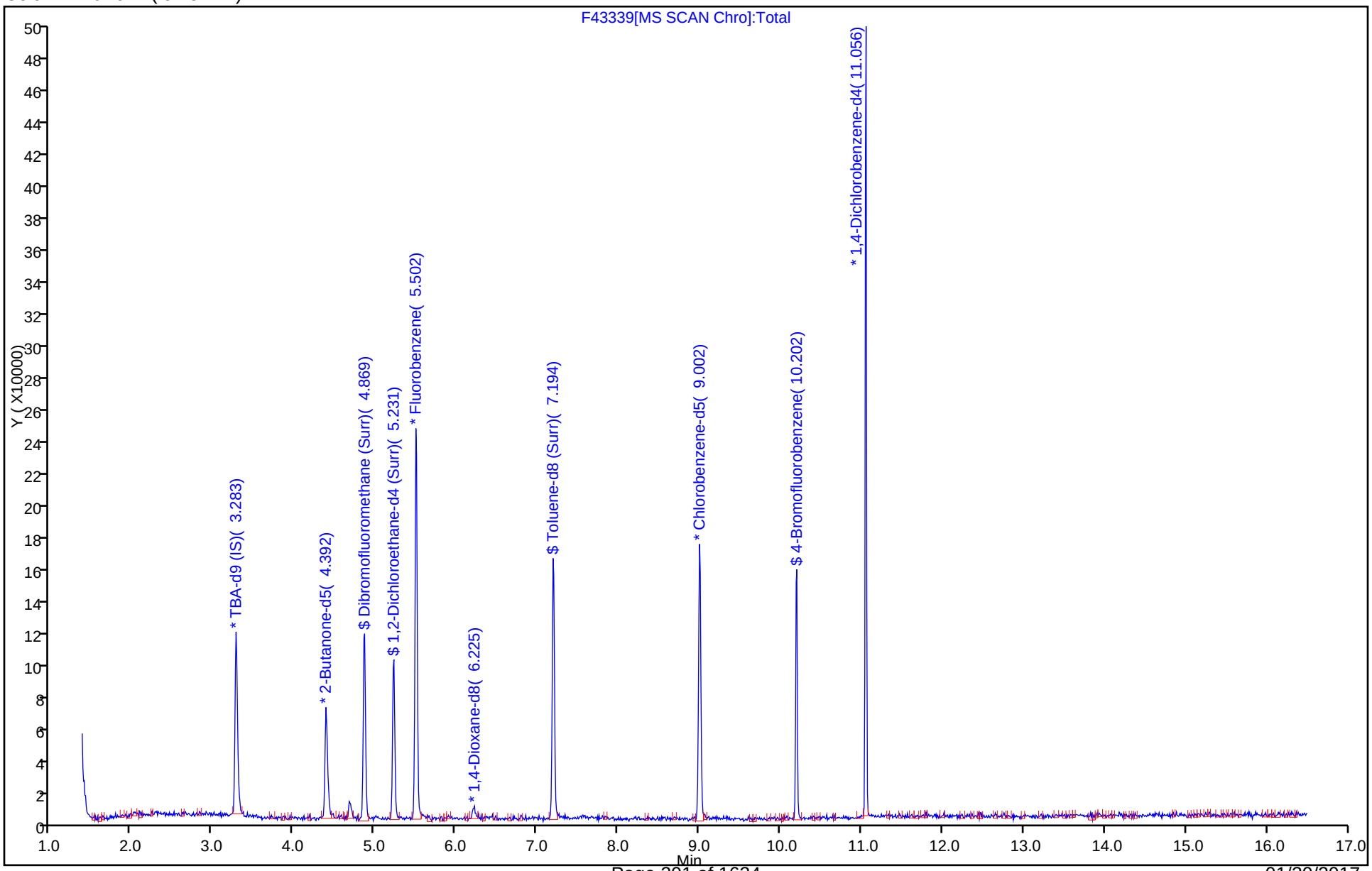

FORM I
GC/MS VOA ORGANICS ANALYSIS DATA SHEET

Lab Name: TestAmerica Edison | Job No.: 460-127124-1
SDG No.:
Client Sample ID: | Lab Sample ID: LCS 460-416150/4
Matrix: Water | Lab File ID: F43290.D
Analysis Method: 624 | Date Collected:
Sample wt/vol: 5(mL) | Date Analyzed: 01/24/2017 07:42
Soil Aliquot Vol: | Dilution Factor: 1
Soil Extract Vol.: | GC Column: Rtx-624 ID: 0.25(mm)
% Moisture: | Level: (low/med) Low
Analysis Batch No.: 416150 | Units: ug/L

CAS NO.	COMPOUND NAME	RESULT	Q	RL	MDL
71-55-6	1,1,1-Trichloroethane	18.8		1.0	0.28
79-34-5	1,1,2,2-Tetrachloroethane	21.7		1.0	0.19
79-00-5	1,1,2-Trichloroethane	18.0		1.0	0.080
75-34-3	1,1-Dichloroethane	19.4		1.0	0.24
75-35-4	1,1-Dichloroethene	17.9		1.0	0.34
87-61-6	1,2,3-Trichlorobenzene	20.2		1.0	0.35
120-82-1	1,2,4-Trichlorobenzene	18.8		1.0	0.27
96-12-8	1,2-Dibromo-3-Chloropropane	20.6		1.0	0.23
106-93-4	1,2-Dibromoethane	17.6		1.0	0.19
95-50-1	1,2-Dichlorobenzene	20.4		1.0	0.22
107-06-2	1,2-Dichloroethane	17.8		1.0	0.25
78-87-5	1,2-Dichloropropane	19.5		1.0	0.18
541-73-1	1,3-Dichlorobenzene	19.5		1.0	0.33
106-46-7	1,4-Dichlorobenzene	18.6		1.0	0.33
78-93-3	2-Butanone	89.0		5.0	2.2
591-78-6	2-Hexanone	90.7		5.0	0.72
108-10-1	4-Methyl-2-pentanone	98.7		5.0	0.63
67-64-1	Acetone	86.0		5.0	1.1
71-43-2	Benzene	21.1		1.0	0.090
75-27-4	Bromodichloromethane	18.4		1.0	0.15
75-25-2	Bromoform	19.0		1.0	0.18
74-83-9	Bromomethane	14.8		1.0	0.18
75-15-0	Carbon disulfide	20.3		1.0	0.22
56-23-5	Carbon tetrachloride	19.4		1.0	0.33
108-90-7	Chlorobenzene	16.8		1.0	0.24
67-66-3	Chloroform	17.7		1.0	0.22
74-87-3	Chloromethane	17.7		1.0	0.22
156-59-2	cis-1,2-Dichloroethene	18.3		1.0	0.26
10061-01-5	cis-1,3-Dichloropropene	18.1		1.0	0.16
110-82-7	Cyclohexane	25.3		1.0	0.26
124-48-1	Dibromochloromethane	18.1		1.0	0.22
75-71-8	Dichlorodifluoromethane	17.4		1.0	0.14
75-00-3	Ethyl Chloride	18.3		1.0	0.37
100-41-4	Ethylbenzene	18.2		1.0	0.30
76-13-1	Freon TF	20.1		1.0	0.34
98-82-8	Isopropylbenzene	20.9		1.0	0.32

FORM I
GC/MS VOA ORGANICS ANALYSIS DATA SHEET

Lab Name: TestAmerica Edison
Job No.: 460-127124-1
SDG No.:
Client Sample ID:
Lab Sample ID: LCS 460-416150/4
Matrix: Water
Lab File ID: F43290.D
Analysis Method: 624
Date Collected:
Sample wt/vol: 5(mL)
Date Analyzed: 01/24/2017 07:42
Soil Aliquot Vol:
Dilution Factor: 1
Soil Extract Vol.:
GC Column: Rtx-624 ID: 0.25(mm)
% Moisture:
Level: (low/med) Low
Analysis Batch No.: 416150
Units: ug/L

CAS NO.	COMPOUND NAME	RESULT	Q	RL	MDL
79-20-9	Methyl acetate	116		5.0	0.58
108-87-2	Methylcyclohexane	20.6		1.0	0.22
75-09-2	Methylene Chloride	19.2		1.0	0.21
1634-04-4	MTBE	19.1		1.0	0.13
179601-23-1	m-Xylene & p-Xylene	19.1		1.0	0.28
95-47-6	o-Xylene	19.9		1.0	0.32
123-91-1	p-Dioxane	306		50	8.7
100-42-5	Styrene	20.0		1.0	0.17
127-18-4	Tetrachloroethene	20.1		1.0	0.12
108-88-3	Toluene	19.2		1.0	0.25
156-60-5	trans-1,2-Dichloroethene	20.7		1.0	0.18
10061-02-6	trans-1,3-Dichloropropene	16.6		1.0	0.19
79-01-6	Trichloroethene	18.5		1.0	0.22
75-69-4	Trichlorofluoromethane	17.8		1.0	0.15
75-01-4	Vinyl chloride	18.2		1.0	0.060

CAS NO.	SURROGATE	%REC	Q	LIMITS
17060-07-0	1,2-Dichloroethane-d4 (Surr)	90		48-130
460-00-4	Bromofluorobenzene	102		71-131
1868-53-7	Dibromofluoromethane (Surr)	93		80-120
2037-26-5	Toluene-d8 (Surr)	99		80-120

TestAmerica Edison
Target Compound Quantitation Report

Data File: \\ChromNA\Edison\ChromData\CVOAMS6\20170124-50761.b\F43290.D
Lims ID: LCS
Client ID:
Sample Type: LCS
Inject. Date: 24-Jan-2017 07:42:30 ALS Bottle#: 3 Worklist Smp#: 4
Purge Vol: 5.000 mL Dil. Factor: 1.0000
Sample Info: LCS
Misc. Info.: 460-0050761-004
Operator ID: Instrument ID: CVOAMS6

Method: \\ChromNA\Edison\ChromData\CVOAMS6\20170124-50761.b\8260624W6.m
Limit Group: VOA 624 ICAL
Last Update: 26-Jan-2017 15:52:36 Calib Date: 30-Dec-2016 08:23:30
Integrator: RTE ID Type: Deconvolution ID
Quant Method: Internal Standard Quant By: Initial Calibration
Last ICal File: \\ChromNA\Edison\ChromData\CVOAMS6\20161230-50008.b\F42551.D

Column 1 : Rtx-624 (0.25 mm) Det: MS SCAN
Process Host: XAWRK014

First Level Reviewer: moroneyc Date: 24-Jan-2017 08:17:16

Compound	Sig	RT (min.)	Exp RT (min.)	Dlt RT (min.)	Q	Response	Cal Amt ug/l	OnCol Amt ug/l	Flags
1 Chlorotrifluoroethene	66	1.508	1.508	0.000	88	5492	NC	NC	
2 Dichlorodifluoromethane	85	1.533	1.541	-0.008	98	39604	20.0	17.4	
3 Chloromethane	50	1.714	1.714	0.000	98	31732	20.0	17.7	
4 Vinyl chloride	62	1.821	1.820	0.001	98	35887	20.0	18.2	
5 Butadiene	54	1.829	1.829	0.000	97	39062	20.0	16.8	
6 Bromomethane	94	2.117	2.108	0.009	94	26215	20.0	14.8	
7 Chloroethane	64	2.190	2.190	0.000	99	26164	20.0	18.3	
8 Dichlorofluoromethane	67	2.379	2.379	0.000	98	67055	NC	NC	
9 Trichlorofluoromethane	101	2.388	2.396	-0.008	56	56411	20.0	17.8	
10 Pentane	72	2.421	2.428	-0.007	93	12680	40.0	35.9	
11 Ethanol	46	2.585	2.576	0.009	91	7356	800.0	792.8	
12 Ethyl ether	59	2.626	2.626	0.000	92	28876	20.0	18.1	
13 2-Methyl-1,3-butadiene	53	2.642	2.642	0.000	93	32608	20.0	20.0	
14 1,2-Dichloro-1,1,2-trifluo	117	2.675	2.667	0.008	90	30388	NC	NC	
15 Acrolein	56	2.799	2.798	0.001	60	11594	40.0	30.9	
16 1,1,2-Trichloro-1,2,2-trif	101	2.807	2.806	0.001	97	36501	20.0	20.1	
17 1,1-Dichloroethene	96	2.840	2.839	0.001	96	39145	20.0	17.9	
18 Acetone	43	2.930	2.930	0.000	84	59141	100.0	86.0	
19 Iodomethane	142	2.996	2.995	0.001	98	68091	20.0	16.3	
20 Isopropyl alcohol	45	3.020	3.020	0.000	42	21572	200.0	142.1	
21 Carbon disulfide	76	3.029	3.028	0.001	99	110528	20.0	20.3	
22 3-Chloro-1-propene	41	3.160	3.160	0.000	92	75080	20.0	23.6	
24 Methyl acetate	43	3.177	3.176	0.000	99	120228	100.0	116.4	
23 Cyclopentene	67	3.177	3.176	0.000	93	87814	NC	NC	
31 Acetonitrile	41	3.234	3.234	0.000	98	33336	200.0	218.5	
* 26 TBA-d9 (IS)	46	3.292	3.283	0.009	98	60375	1000.0	1000.0	
25 Methylene Chloride	84	3.292	3.291	0.001	86	42420	20.0	19.2	
27 2-Methyl-2-propanol	59	3.357	3.357	0.000	96	34108	200.0	143.0	
28 Methyl tert-butyl ether	73	3.456	3.456	0.000	96	108483	20.0	19.1	
29 trans-1,2-Dichloroethene	96	3.489	3.480	0.009	93	47743	20.0	20.7	
30 Acrylonitrile	53	3.563	3.562	0.001	96	131254	200.0	214.2	

Compound	Sig	RT (min.)	Exp RT (min.)	Dlt RT (min.)	Q	Response	Cal Amt ug/l	OnCol Amt ug/l	Flags
32 Hexane	43	3.637	3.636	0.001	91	25545	20.0	26.5	
33 Isopropyl ether	45	3.859	3.858	0.000	95	92637	20.0	26.4	
34 1,1-Dichloroethane	63	3.891	3.891	0.000	98	70597	20.0	19.4	
35 Vinyl acetate	86	3.908	3.907	0.001	96	9648	40.0	22.5	
36 2-Chloro-1,3-butadiene	88	3.941	3.932	0.009	91	34683	NC	NC	
37 Tert-butyl ethyl ether	59	4.179	4.187	-0.008	90	96570	NC	NC	
* 38 2-Butanone-d5	46	4.393	4.392	0.001	97	108313	250.0	250.0	
39 2,2-Dichloropropane	97	4.401	4.392	0.009	80	11926	20.0	18.3	
40 cis-1,2-Dichloroethene	96	4.425	4.417	0.008	98	46913	20.0	18.3	
42 2-Butanone (MEK)	72	4.442	4.442	0.000	98	17468	100.0	89.0	
41 Ethyl acetate	70	4.450	4.450	0.000	95	5158	40.0	27.8	
43 Methyl acrylate	55	4.499	4.499	0.000	97	18551	NC	NC	
44 Propionitrile	54	4.582	4.581	0.001	97	41100	NC	NC	
45 Chlorobromomethane	128	4.656	4.647	0.009	87	21396	20.0	16.5	
46 Tetrahydrofuran	42	4.664	4.663	0.001	78	20267	40.0	37.8	
47 Methacrylonitrile	67	4.688	4.688	0.000	94	118929	NC	NC	
48 Chloroform	83	4.705	4.705	0.000	98	72434	20.0	17.7	
49 Cyclohexane	56	4.845	4.844	0.001	93	55270	20.0	25.3	
50 1,1,1-Trichloroethane	97	4.853	4.852	0.001	96	61482	20.0	18.8	
$ 51 Dibromofluoromethane (Surr	113	4.869	4.861	0.008	97	82300	50.0	46.7	
52 Carbon tetrachloride	117	4.976	4.976	0.000	97	55882	20.0	19.4	
53 1,1-Dichloropropene	75	5.009	5.009	0.000	90	39406	20.0	17.0	
54 Isobutyl alcohol	43	5.132	5.124	0.008	97	28020	NC	NC	
55 Benzene	78	5.214	5.214	0.000	96	132855	20.0	21.1	
$ 56 1,2-Dichloroethane-d4 (Sur	65	5.231	5.230	0.001	97	94049	50.0	45.0	
57 Isopropyl acetate	43	5.264	5.263	0.001	89	75824	20.0	24.2	
58 Tert-amyl methyl ether	73	5.272	5.271	0.001	89	94513	NC	NC	
59 1,2-Dichloroethane	62	5.305	5.304	0.001	98	51875	20.0	17.8	
60 n-Heptane	57	5.362	5.362	0.000	86	15947	20.0	20.3	
* 61 Fluorobenzene	96	5.502	5.502	0.000	99	304222	50.0	50.0	
62 n-Butanol	56	5.806	5.806	0.000	92	15581	500.0	354.5	
63 Trichloroethene	95	5.855	5.855	0.000	94	32045	20.0	18.5	
64 Ethyl acrylate	55	5.987	5.986	0.001	91	56012	20.0	22.0	
65 Methylcyclohexane	83	5.987	5.986	0.001	87	53731	20.0	20.6	
66 1,2-Dichloropropane	63	6.159	6.159	0.000	87	25691	20.0	19.5	
* 67 1,4-Dioxane-d8	96	6.217	6.208	0.009	64	14684	1000.0	1000.0	
68 Methyl methacrylate	100	6.233	6.233	0.000	89	10370	40.0	32.8	
69 1,4-Dioxane	88	6.274	6.274	0.000	42	5862	400.0	306.3	
71 Dibromomethane	93	6.291	6.282	0.009	94	19735	20.0	17.4	
70 n-Propyl acetate	43	6.283	6.290	-0.008	98	20674	20.0	20.6	
72 Dichlorobromomethane	83	6.439	6.438	0.001	98	38781	20.0	18.4	
73 2-Chloroethyl vinyl ether	63	6.776	6.783	-0.007	59	6862	20.0	13.4	
74 2-Nitropropane	41	6.784	6.783	0.001	86	11037	NC	NC	
75 Epichlorohydrin	57	6.891	6.890	0.001	99	44146	400.0	386.5	
76 cis-1,3-Dichloropropene	75	6.948	6.940	0.008	94	35603	20.0	18.1	
77 4-Methyl-2-pentanone (MIBK	43	7.112	7.112	0.000	95	96398	100.0	98.7	
$ 78 Toluene-d8 (Surr)	98	7.195	7.194	0.001	98	205553	50.0	49.7	
79 Toluene	91	7.277	7.268	0.009	96	97427	20.0	19.2	
80 trans-1,3-Dichloropropene	75	7.622	7.622	0.000	98	27643	20.0	16.6	
81 Ethyl methacrylate	69	7.655	7.654	0.001	88	15743	NC	NC	
82 1,1,2-Trichloroethane	83	7.844	7.843	0.001	93	17085	20.0	18.0	
83 Tetrachloroethene	166	7.885	7.884	0.001	93	32940	20.0	20.1	

Compound	Sig	RT (min.)	Exp RT (min.)	Dlt RT (min.)	Q	Response	Cal Amt ug/l	OnCol Amt ug/l	Flags
84 1,3-Dichloropropane	76	8.066	8.057	0.009	97	29649	20.0	17.3	
85 2-Hexanone	43	8.123	8.123	0.000	97	45353	100.0	90.7	
86 n-Butyl acetate	43	8.230	8.230	0.000	97	20074	20.0	22.3	
87 Chlorodibromomethane	129	8.296	8.287	0.009	98	24835	20.0	18.1	
88 Ethylene Dibromide	107	8.452	8.451	0.001	99	20050	20.0	17.6	
* 89 Chlorobenzene-d5	117	9.002	9.002	0.000	84	204009	50.0	50.0	
90 Chlorobenzene	112	9.043	9.035	0.008	94	72048	20.0	16.8	
91 Ethylbenzene	106	9.134	9.133	0.001	97	37759	20.0	18.2	
92 1,1,1,2-Tetrachloroethane	131	9.150	9.150	0.000	90	34625	20.0	20.7	
93 m-Xylene & p-Xylene	106	9.282	9.273	0.009	94	47786	20.0	19.1	
94 n-Butyl acrylate	73	9.676	9.676	0.000	97	11703	20.0	18.9	
95 o-Xylene	106	9.701	9.692	0.009	96	56157	20.0	19.9	
96 Styrene	104	9.725	9.725	0.000	99	81433	20.0	20.0	
97 Amyl acetate (mixed isomer	43	9.890	9.889	0.001	93	33961	20.0	22.2	
98 Bromoform	173	9.914	9.914	0.000	97	19113	20.0	19.0	
99 Isopropylbenzene	105	10.029	10.021	0.008	95	137517	20.0	20.9	
$ 100 4-Bromofluorobenzene	174	10.202	10.193	0.009	96	84522	50.0	51.1	
101 Bromobenzene	156	10.317	10.317	0.000	89	43430	20.0	18.2	
102 1,1,2,2-Tetrachloroethane	83	10.342	10.341	0.001	96	41595	20.0	21.7	
103 N-Propylbenzene	91	10.366	10.366	0.000	99	151306	20.0	19.1	
104 1,2,3-Trichloropropane	110	10.383	10.382	0.001	96	12041	20.0	17.0	
105 trans-1,4-Dichloro-2-buten	53	10.399	10.399	0.000	84	8402	NC	NC	
107 2-Chlorotoluene	91	10.457	10.456	0.001	97	131605	20.0	20.6	
106 4-Ethyltoluene	105	10.465	10.456	0.009	97	146922	NC	NC	
108 1,3,5-Trimethylbenzene	105	10.514	10.514	0.000	96	135422	20.0	20.5	
109 4-Chlorotoluene	91	10.547	10.547	0.000	96	113941	20.0	19.9	
110 Butyl Methacrylate	87	10.588	10.588	0.000	95	34309	20.0	17.8	
111 tert-Butylbenzene	119	10.744	10.744	0.000	95	115872	20.0	19.3	
112 1,2,4-Trimethylbenzene	105	10.794	10.785	0.009	96	144889	20.0	21.0	
113 sec-Butylbenzene	105	10.900	10.900	0.000	98	164482	20.0	20.1	
115 4-Isopropyltoluene	119	10.999	10.999	0.000	97	150167	20.0	19.8	
114 1,3-Dichlorobenzene	146	11.007	11.007	0.000	98	95829	20.0	19.5	
* 116 1,4-Dichlorobenzene-d4	152	11.057	11.056	0.001	93	168637	50.0	50.0	
117 1,4-Dichlorobenzene	146	11.073	11.064	0.009	96	97013	20.0	18.6	
118 Benzyl chloride	91	11.172	11.171	0.001	99	82387	20.0	20.4	
119 2,3-Dihydroindene	117	11.213	11.212	0.001	95	160867	NC	NC	
120 p-Diethylbenzene	119	11.246	11.245	0.001	94	92671	NC	NC	
121 n-Butylbenzene	92	11.262	11.262	0.000	98	79542	20.0	19.6	
122 1,2-Dichlorobenzene	146	11.311	11.311	0.000	98	103106	20.0	20.4	
123 1,2,4,5-Tetramethylbenzene	119	11.722	11.722	0.000	98	139605	NC	NC	
124 1,2-Dibromo-3-Chloropropan	75	11.804	11.804	0.000	93	9332	20.0	20.6	
125 1,3,5-Trichlorobenzene	180	11.895	11.894	0.001	98	75703	NC	NC	
126 1,2,4-Trichlorobenzene	180	12.305	12.305	0.000	94	64739	20.0	18.8	
127 Hexachlorobutadiene	225	12.371	12.371	0.000	95	31583	20.0	22.9	
128 Naphthalene	128	12.486	12.486	0.000	99	143281	20.0	20.5	
129 1,2,3-Trichlorobenzene	180	12.659	12.658	0.001	96	65111	20.0	20.2	
S 130 1,2-Dichloroethene, Total	100				0		40.0	39.0	
S 131 Xylenes, Total	100				0		40.0	38.9	

QC Flag Legend

Processing Flags

NC - Not Calibrated

Reagents:

ACROLEIN W_00060	Amount Added:	4.00	Units: uL	
GASES Li_00189	Amount Added:	20.00	Units: uL	
8260MIX1COMB_00049	Amount Added:	20.00	Units: uL	
8260ISNEW_00099	Amount Added:	1.00	Units: uL	Run Reagent
8260SURR250_00149	Amount Added:	1.00	Units: uL	Run Reagent

Report Date: 26-Jan-2017 15:53:05 Chrom Revision: 2.2 10-Jan-2017 11:26:10

TestAmerica Edison

Data File: \\ChromNA\Edison\ChromData\CVOAMS6\20170124-50761.b\F43290.D

Injection Date: 24-Jan-2017 07:42:30 Instrument ID: CVOAMS6 Operator ID:

Lims ID: LCS Worklist Smp#: 4

Client ID:

Purge Vol: 5.000 mL Dil. Factor: 1.0000 ALS Bottle#: 3

Method: 8260624W6 Limit Group: VOA 624 ICAL

Column: Rtx-624 (0.25 mm)

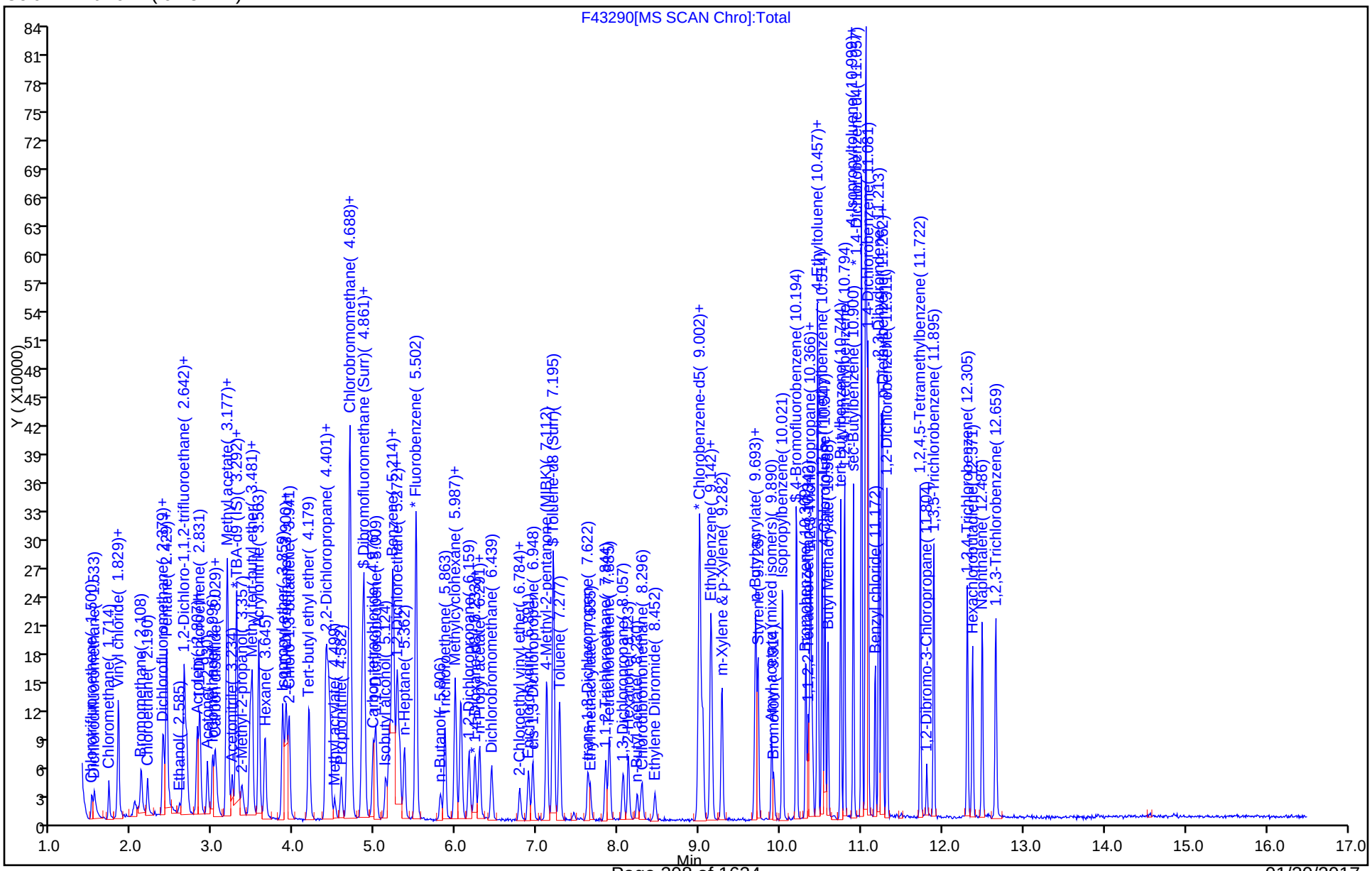

FORM I
GC/MS VOA ORGANICS ANALYSIS DATA SHEET

Lab Name: TestAmerica Edison | Job No.: 460-127124-1
SDG No.:
Client Sample ID: | Lab Sample ID: LCS 460-416336/4
Matrix: Water | Lab File ID: F43335.D
Analysis Method: 624 | Date Collected:
Sample wt/vol: 5(mL) | Date Analyzed: 01/25/2017 07:23
Soil Aliquot Vol: | Dilution Factor: 1
Soil Extract Vol.: | GC Column: Rtx-624 ID: 0.25(mm)
% Moisture: | Level: (low/med) Low
Analysis Batch No.: 416336 | Units: ug/L

CAS NO.	COMPOUND NAME	RESULT	Q	RL	MDL
71-55-6	1,1,1-Trichloroethane	21.3		1.0	0.28
79-34-5	1,1,2,2-Tetrachloroethane	22.1		1.0	0.19
79-00-5	1,1,2-Trichloroethane	20.1		1.0	0.080
75-34-3	1,1-Dichloroethane	19.8		1.0	0.24
75-35-4	1,1-Dichloroethene	21.0		1.0	0.34
87-61-6	1,2,3-Trichlorobenzene	20.3		1.0	0.35
120-82-1	1,2,4-Trichlorobenzene	17.7		1.0	0.27
96-12-8	1,2-Dibromo-3-Chloropropane	20.5		1.0	0.23
106-93-4	1,2-Dibromoethane	18.4		1.0	0.19
95-50-1	1,2-Dichlorobenzene	21.0		1.0	0.22
107-06-2	1,2-Dichloroethane	20.5		1.0	0.25
78-87-5	1,2-Dichloropropane	20.3		1.0	0.18
541-73-1	1,3-Dichlorobenzene	20.5		1.0	0.33
106-46-7	1,4-Dichlorobenzene	19.7		1.0	0.33
78-93-3	2-Butanone	108		5.0	2.2
591-78-6	2-Hexanone	100		5.0	0.72
108-10-1	4-Methyl-2-pentanone	118		5.0	0.63
67-64-1	Acetone	115		5.0	1.1
71-43-2	Benzene	23.7		1.0	0.090
75-27-4	Bromodichloromethane	20.7		1.0	0.15
75-25-2	Bromoform	22.2		1.0	0.18
74-83-9	Bromomethane	18.4		1.0	0.18
75-15-0	Carbon disulfide	22.6		1.0	0.22
56-23-5	Carbon tetrachloride	20.2		1.0	0.33
108-90-7	Chlorobenzene	19.7		1.0	0.24
67-66-3	Chloroform	20.0		1.0	0.22
74-87-3	Chloromethane	21.9		1.0	0.22
156-59-2	cis-1,2-Dichloroethene	17.7		1.0	0.26
10061-01-5	cis-1,3-Dichloropropene	19.4		1.0	0.16
110-82-7	Cyclohexane	25.5		1.0	0.26
124-48-1	Dibromochloromethane	19.9		1.0	0.22
75-71-8	Dichlorodifluoromethane	23.1		1.0	0.14
75-00-3	Ethyl Chloride	22.8		1.0	0.37
100-41-4	Ethylbenzene	18.0		1.0	0.30
76-13-1	Freon TF	20.4		1.0	0.34
98-82-8	Isopropylbenzene	21.1		1.0	0.32

FORM I
GC/MS VOA ORGANICS ANALYSIS DATA SHEET

Lab Name: TestAmerica Edison
Job No.: 460-127124-1
SDG No.:
Client Sample ID:
Lab Sample ID: LCS 460-416336/4
Matrix: Water
Lab File ID: F43335.D
Analysis Method: 624
Date Collected:
Sample wt/vol: 5(mL)
Date Analyzed: 01/25/2017 07:23
Soil Aliquot Vol:
Dilution Factor: 1
Soil Extract Vol.:
GC Column: Rtx-624 ID: 0.25(mm)
% Moisture:
Level: (low/med) Low
Analysis Batch No.: 416336
Units: ug/L

CAS NO.	COMPOUND NAME	RESULT	Q	RL	MDL
79-20-9	Methyl acetate	121		5.0	0.58
108-87-2	Methylcyclohexane	20.5		1.0	0.22
75-09-2	Methylene Chloride	22.4		1.0	0.21
1634-04-4	MTBE	17.4		1.0	0.13
179601-23-1	m-Xylene & p-Xylene	18.0		1.0	0.28
95-47-6	o-Xylene	21.1		1.0	0.32
123-91-1	p-Dioxane	303		50	8.7
100-42-5	Styrene	21.4		1.0	0.17
127-18-4	Tetrachloroethene	20.9		1.0	0.12
108-88-3	Toluene	21.2		1.0	0.25
156-60-5	trans-1,2-Dichloroethene	20.3		1.0	0.18
10061-02-6	trans-1,3-Dichloropropene	16.3		1.0	0.19
79-01-6	Trichloroethene	18.9		1.0	0.22
75-69-4	Trichlorofluoromethane	20.4		1.0	0.15
75-01-4	Vinyl chloride	23.1		1.0	0.060

CAS NO.	SURROGATE	%REC	Q	LIMITS
17060-07-0	1,2-Dichloroethane-d4 (Surr)	99		48-130
460-00-4	Bromofluorobenzene	102		71-131
1868-53-7	Dibromofluoromethane (Surr)	99		80-120
2037-26-5	Toluene-d8 (Surr)	104		80-120

TestAmerica Edison
Target Compound Quantitation Report

Data File: \\ChromNA\Edison\ChromData\CVOAMS6\20170125-50801.b\F43335.D
Lims ID: LCS
Client ID:
Sample Type: LCS
Inject. Date: 25-Jan-2017 07:23:30 ALS Bottle#: 3 Worklist Smp#: 4
Purge Vol: 5.000 mL Dil. Factor: 1.0000
Sample Info: LCS
Misc. Info.: 460-0050801-004
Operator ID: Instrument ID: CVOAMS6

Method: \\ChromNA\Edison\ChromData\CVOAMS6\20170125-50801.b\8260624W6.m
Limit Group: VOA 624 ICAL
Last Update: 25-Jan-2017 08:34:07 Calib Date: 30-Dec-2016 08:23:30
Integrator: RTE ID Type: Deconvolution ID
Quant Method: Internal Standard Quant By: Initial Calibration
Last ICal File: \\ChromNA\Edison\ChromData\CVOAMS6\20161230-50008.b\F42551.D

Column 1 : Rtx-624 (0.25 mm) Det: MS SCAN
Process Host: XAWRK005

First Level Reviewer: moroneyc Date: 25-Jan-2017 07:46:34

Compound	Sig	RT (min.)	Exp RT (min.)	Dlt RT (min.)	Q	Response	Cal Amt ug/l	OnCol Amt ug/l	Flags
1 Chlorotrifluoroethene	66	1.500	1.508	-0.008	87	6306	NC	NC	
2 Dichlorodifluoromethane	85	1.533	1.541	-0.008	98	44415	20.0	23.1	
3 Chloromethane	50	1.714	1.714	0.000	99	33165	20.0	21.9	
4 Vinyl chloride	62	1.820	1.820	0.000	97	38658	20.0	23.1	
5 Butadiene	54	1.829	1.829	0.000	96	40568	20.0	20.7	
6 Bromomethane	94	2.108	2.116	-0.008	99	27537	20.0	18.4	
7 Chloroethane	64	2.190	2.190	0.000	98	27620	20.0	22.8	
8 Dichlorofluoromethane	67	2.379	2.379	0.000	98	66348	NC	NC	
9 Trichlorofluoromethane	101	2.404	2.387	0.017	80	54654	20.0	20.4	
10 Pentane	72	2.429	2.428	0.000	93	10190	40.0	34.1	
11 Ethanol	46	2.576	2.585	-0.009	95	6026	800.0	840.2	
12 Ethyl ether	59	2.626	2.626	0.000	94	28154	20.0	20.9	
13 2-Methyl-1,3-butadiene	53	2.642	2.642	0.000	92	30440	20.0	22.1	
14 1,2-Dichloro-1,1,2-trifluo	117	2.675	2.675	0.000	91	29017	NC	NC	
15 Acrolein	56	2.806	2.798	0.008	48	7929	40.0	27.3	
16 1,1,2-Trichloro-1,2,2-trif	101	2.806	2.806	0.000	96	31351	20.0	20.4	
17 1,1-Dichloroethene	96	2.831	2.839	-0.008	97	38780	20.0	21.0	
18 Acetone	43	2.930	2.930	0.000	86	55323	100.0	115.2	
19 Iodomethane	142	2.987	2.987	0.000	97	63133	20.0	17.9	
20 Isopropyl alcohol	45	3.012	3.020	-0.008	70	17160	200.0	146.2	
21 Carbon disulfide	76	3.028	3.028	0.000	100	103986	20.0	22.6	
22 3-Chloro-1-propene	41	3.160	3.160	0.000	91	62746	20.0	23.3	
24 Methyl acetate	43	3.176	3.176	0.000	98	105249	100.0	120.6	
23 Cyclopentene	67	3.176	3.176	0.000	93	75836	NC	NC	
31 Acetonitrile	41	3.234	3.234	0.000	98	37204	200.0	288.6	
* 26 TBA-d9 (IS)	46	3.283	3.283	0.000	98	46664	1000.0	1000.0	
25 Methylene Chloride	84	3.291	3.291	0.000	86	41945	20.0	22.4	
27 2-Methyl-2-propanol	59	3.357	3.357	0.000	94	26764	200.0	145.2	
28 Methyl tert-butyl ether	73	3.456	3.456	0.000	96	83633	20.0	17.4	
29 trans-1,2-Dichloroethene	96	3.480	3.480	0.000	93	39607	20.0	20.3	
30 Acrylonitrile	53	3.562	3.562	0.000	94	111763	200.0	215.8	

Compound	Sig	RT (min.)	Exp RT (min.)	Dlt RT (min.)	Q	Response	Cal Amt ug/l	OnCol Amt ug/l	Flags
32 Hexane	43	3.645	3.636	0.009	90	19474	20.0	23.9	
33 Isopropyl ether	45	3.858	3.858	0.000	92	70220	20.0	23.7	
34 1,1-Dichloroethane	63	3.891	3.891	0.000	99	60955	20.0	19.8	
35 Vinyl acetate	86	3.908	3.899	0.009	93	7709	40.0	23.3	
36 2-Chloro-1,3-butadiene	88	3.940	3.932	0.008	92	29896	NC	NC	
37 Tert-butyl ethyl ether	59	4.179	4.179	0.000	90	76163	NC	NC	
* 38 2-Butanone-d5	46	4.392	4.392	0.000	87	75618	250.0	250.0	
39 2,2-Dichloropropane	97	4.392	4.401	-0.009	88	11188	20.0	20.3	
40 cis-1,2-Dichloroethene	96	4.425	4.417	0.008	95	38255	20.0	17.7	
42 2-Butanone (MEK)	72	4.442	4.442	0.000	97	14857	100.0	108.4	
41 Ethyl acetate	70	4.442	4.442	0.000	96	4568	40.0	35.3	
43 Methyl acrylate	55	4.499	4.499	0.000	93	15320	NC	NC	
44 Propionitrile	54	4.581	4.581	0.000	96	34295	NC	NC	
45 Chlorobromomethane	128	4.655	4.655	0.000	87	20956	20.0	19.2	
46 Tetrahydrofuran	42	4.664	4.655	0.009	43	17718	40.0	47.3	
47 Methacrylonitrile	67	4.688	4.680	0.008	92	105217	NC	NC	
48 Chloroform	83	4.705	4.705	0.000	97	69167	20.0	20.0	
49 Cyclohexane	56	4.836	4.836	0.000	91	47146	20.0	25.5	
50 1,1,1-Trichloroethane	97	4.852	4.852	0.000	96	59061	20.0	21.3	
$ 51 Dibromofluoromethane (Surr	113	4.861	4.861	0.000	97	73524	50.0	49.4	
52 Carbon tetrachloride	117	4.976	4.967	0.009	95	49154	20.0	20.2	
53 1,1-Dichloropropene	75	5.009	5.000	0.009	88	34314	20.0	17.6	
54 Isobutyl alcohol	43	5.124	5.140	-0.016	92	21969	NC	NC	
55 Benzene	78	5.214	5.206	0.008	95	122775	20.0	23.7	
$ 56 1,2-Dichloroethane-d4 (Sur	65	5.222	5.222	0.000	97	87516	50.0	49.6	
57 Isopropyl acetate	43	5.263	5.263	0.000	88	59972	20.0	22.6	
58 Tert-amyl methyl ether	73	5.272	5.272	0.000	91	78141	NC	NC	
59 1,2-Dichloroethane	62	5.304	5.304	0.000	96	50491	20.0	20.5	
60 n-Heptane	57	5.362	5.362	0.000	90	13433	20.0	20.3	
* 61 Fluorobenzene	96	5.502	5.502	0.000	99	257135	50.0	50.0	
62 n-Butanol	56	5.797	5.797	0.000	96	12383	500.0	364.6	
63 Trichloroethene	95	5.855	5.855	0.000	93	27731	20.0	18.9	
64 Ethyl acrylate	55	5.986	5.986	0.000	92	48265	20.0	22.5	
65 Methylcyclohexane	83	5.986	5.986	0.000	90	45212	20.0	20.5	
66 1,2-Dichloropropane	63	6.151	6.151	0.000	81	22630	20.0	20.3	
* 67 1,4-Dioxane-d8	96	6.216	6.216	0.000	54	10876	1000.0	1000.0	
68 Methyl methacrylate	100	6.233	6.233	0.000	88	7244	40.0	27.1	
69 1,4-Dioxane	88	6.274	6.274	0.000	38	4298	400.0	303.2	
71 Dibromomethane	93	6.282	6.282	0.000	94	18466	20.0	19.3	
70 n-Propyl acetate	43	6.282	6.282	0.000	83	17023	20.0	20.0	
72 Dichlorobromomethane	83	6.438	6.430	0.008	98	36738	20.0	20.7	
73 2-Chloroethyl vinyl ether	63	6.775	6.775	0.000	57	5179	20.0	12.0	
74 2-Nitropropane	41	6.783	6.783	0.000	90	9256	NC	NC	
75 Epichlorohydrin	57	6.890	6.890	0.000	99	37032	400.0	464.4	
76 cis-1,3-Dichloropropene	75	6.948	6.940	0.008	93	31332	20.0	19.4	
77 4-Methyl-2-pentanone (MIBK	43	7.112	7.112	0.000	97	80473	100.0	118.0	
$ 78 Toluene-d8 (Surr)	98	7.194	7.194	0.000	98	175827	50.0	51.8	
79 Toluene	91	7.276	7.276	0.000	94	88255	20.0	21.2	
80 trans-1,3-Dichloropropene	75	7.622	7.622	0.000	96	22328	20.0	16.3	
81 Ethyl methacrylate	69	7.646	7.646	0.000	87	12077	NC	NC	
82 1,1,2-Trichloroethane	83	7.843	7.843	0.000	90	15644	20.0	20.1	
83 Tetrachloroethene	166	7.885	7.884	0.001	95	28247	20.0	20.9	

Compound	Sig	RT (min.)	Exp RT (min.)	Dlt RT (min.)	Q	Response	Cal Amt ug/l	OnCol Amt ug/l	Flags
84 1,3-Dichloropropane	76	8.057	8.057	0.000	95	24595	20.0	17.5	
85 2-Hexanone	43	8.123	8.123	0.000	96	35034	100.0	100.4	
86 n-Butyl acetate	43	8.230	8.230	0.000	95	13760	20.0	18.6	
87 Chlorodibromomethane	129	8.287	8.287	0.000	97	22449	20.0	19.9	
88 Ethylene Dibromide	107	8.451	8.451	0.000	99	17284	20.0	18.4	
* 89 Chlorobenzene-d5	117	9.002	9.002	0.000	84	167495	50.0	50.0	
90 Chlorobenzene	112	9.035	9.035	0.000	96	69261	20.0	19.7	
91 Ethylbenzene	106	9.142	9.142	0.000	98	30750	20.0	18.0	
92 1,1,1,2-Tetrachloroethane	131	9.150	9.150	0.000	93	30258	20.0	22.1	
93 m-Xylene & p-Xylene	106	9.281	9.273	0.008	94	37089	20.0	18.0	
94 n-Butyl acrylate	73	9.676	9.676	0.000	94	8369	20.0	16.4	
95 o-Xylene	106	9.692	9.692	0.000	95	49105	20.0	21.1	
96 Styrene	104	9.725	9.725	0.000	98	71526	20.0	21.4	
97 Amyl acetate (mixed isomer	43	9.889	9.889	0.000	94	25087	20.0	19.0	
98 Bromoform	173	9.914	9.914	0.000	96	18361	20.0	22.2	
99 Isopropylbenzene	105	10.021	10.021	0.000	96	113891	20.0	21.1	
$ 100 4-Bromofluorobenzene	174	10.202	10.193	0.009	96	69092	50.0	50.9	
101 Bromobenzene	156	10.317	10.317	0.000	93	37932	20.0	18.3	
102 1,1,2,2-Tetrachloroethane	83	10.341	10.341	0.000	96	36839	20.0	22.1	
103 N-Propylbenzene	91	10.366	10.366	0.000	99	131479	20.0	19.1	
104 1,2,3-Trichloropropane	110	10.382	10.382	0.000	97	11133	20.0	18.1	
105 trans-1,4-Dichloro-2-buten	53	10.399	10.399	0.000	76	7666	NC	NC	
107 2-Chlorotoluene	91	10.456	10.456	0.000	97	114954	20.0	20.7	
106 4-Ethyltoluene	105	10.456	10.456	0.000	97	127180	NC	NC	
108 1,3,5-Trimethylbenzene	105	10.514	10.514	0.000	94	121853	20.0	21.2	
109 4-Chlorotoluene	91	10.547	10.547	0.000	96	106884	20.0	21.5	
110 Butyl Methacrylate	87	10.588	10.588	0.000	94	30080	20.0	17.9	
111 tert-Butylbenzene	119	10.744	10.744	0.000	95	100952	20.0	19.3	
112 1,2,4-Trimethylbenzene	105	10.785	10.785	0.000	96	134007	20.0	22.4	
113 sec-Butylbenzene	105	10.900	10.900	0.000	98	144078	20.0	20.2	
115 4-Isopropyltoluene	119	10.999	10.999	0.000	97	130153	20.0	19.7	
114 1,3-Dichlorobenzene	146	10.999	10.999	0.000	96	87812	20.0	20.5	
* 116 1,4-Dichlorobenzene-d4	152	11.056	11.048	0.008	94	146538	50.0	50.0	
117 1,4-Dichlorobenzene	146	11.073	11.064	0.009	97	89568	20.0	19.7	
118 Benzyl chloride	91	11.163	11.163	0.000	99	73026	20.0	20.8	
119 2,3-Dihydroindene	117	11.212	11.212	0.000	95	141193	NC	NC	
120 p-Diethylbenzene	119	11.245	11.245	0.000	95	85303	NC	NC	
121 n-Butylbenzene	92	11.262	11.262	0.000	97	74079	20.0	21.0	
122 1,2-Dichlorobenzene	146	11.311	11.311	0.000	98	92266	20.0	21.0	
123 1,2,4,5-Tetramethylbenzene	119	11.722	11.722	0.000	99	114881	NC	NC	
124 1,2-Dibromo-3-Chloropropan	75	11.804	11.804	0.000	90	8068	20.0	20.5	
125 1,3,5-Trichlorobenzene	180	11.894	11.886	0.008	97	66401	NC	NC	
126 1,2,4-Trichlorobenzene	180	12.305	12.305	0.000	93	53027	20.0	17.7	
127 Hexachlorobutadiene	225	12.371	12.371	0.000	95	26333	20.0	22.0	
128 Naphthalene	128	12.486	12.486	0.000	99	119541	20.0	19.7	
129 1,2,3-Trichlorobenzene	180	12.659	12.659	0.001	95	56878	20.0	20.3	
S 130 1,2-Dichloroethene, Total	100				0		40.0	38.0	
S 131 Xylenes, Total	100				0		40.0	39.2	

QC Flag Legend

Processing Flags

NC - Not Calibrated

Reagents:

ACROLEIN W_00060	Amount Added:	4.00	Units: uL	
GASES Li_00190	Amount Added:	20.00	Units: uL	
8260MIX1COMB_00049	Amount Added:	20.00	Units: uL	
8260ISNEW_00099	Amount Added:	1.00	Units: uL	Run Reagent
8260SURR250_00149	Amount Added:	1.00	Units: uL	Run Reagent

Report Date: 25-Jan-2017 08:34:10 Chrom Revision: 2.2 10-Jan-2017 11:26:10

TestAmerica Edison

Data File: \\ChromNA\Edison\ChromData\CVOAMS6\20170125-50801.b\F43335.D

Injection Date: 25-Jan-2017 07:23:30 Instrument ID: CVOAMS6 Operator ID:

Lims ID: LCS Worklist Smp#: 4

Client ID:

Purge Vol: 5.000 mL Dil. Factor: 1.0000 ALS Bottle#: 3

Method: 8260624W6 Limit Group: VOA 624 ICAL

Column: Rtx-624 (0.25 mm)

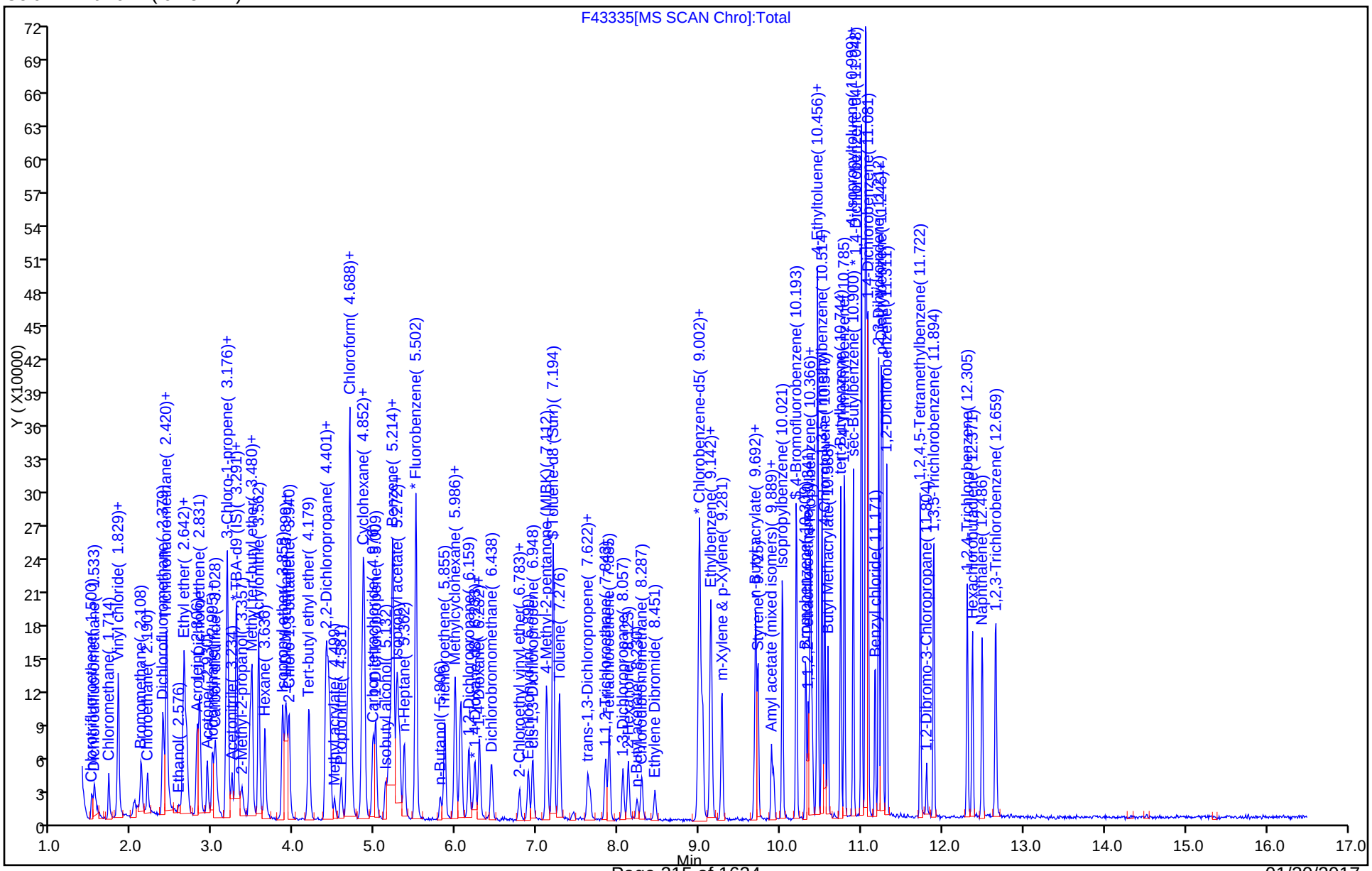

FORM I
GC/MS VOA ORGANICS ANALYSIS DATA SHEET

Lab Name: TestAmerica Edison | Job No.: 460-127124-1

SDG No.:

Client Sample ID: DW-PCF MS | Lab Sample ID: 460-127124-3 MS

Matrix: Water | Lab File ID: F43310.D

Analysis Method: 624 | Date Collected: 01/20/2017 03:46

Sample wt/vol: 5(mL) | Date Analyzed: 01/24/2017 15:34

Soil Aliquot Vol: | Dilution Factor: 10

Soil Extract Vol.: | GC Column: Rtx-624 ID: 0.25(mm)

% Moisture: | Level: (low/med) Low

Analysis Batch No.: 416150 | Units: ug/L

CAS NO.	COMPOUND NAME	RESULT	Q	RL	MDL
71-55-6	1,1,1-Trichloroethane	214		10	2.8
79-34-5	1,1,2,2-Tetrachloroethane	194		10	1.9
79-00-5	1,1,2-Trichloroethane	183		10	0.80
75-34-3	1,1-Dichloroethane	216		10	2.4
75-35-4	1,1-Dichloroethene	214		10	3.4
87-61-6	1,2,3-Trichlorobenzene	244		10	3.5
120-82-1	1,2,4-Trichlorobenzene	215		10	2.7
96-12-8	1,2-Dibromo-3-Chloropropane	208		10	2.3
106-93-4	1,2-Dibromoethane	170		10	1.9
95-50-1	1,2-Dichlorobenzene	199		10	2.2
107-06-2	1,2-Dichloroethane	183		10	2.5
78-87-5	1,2-Dichloropropane	195		10	1.8
541-73-1	1,3-Dichlorobenzene	200		10	3.3
106-46-7	1,4-Dichlorobenzene	197		10	3.3
78-93-3	2-Butanone	888		50	22
591-78-6	2-Hexanone	833		50	7.2
108-10-1	4-Methyl-2-pentanone	1030		50	6.3
67-64-1	Acetone	973		50	11
71-43-2	Benzene	235		10	0.90
75-27-4	Bromodichloromethane	180		10	1.5
75-25-2	Bromoform	203		10	1.8
74-83-9	Bromomethane	169		10	1.8
75-15-0	Carbon disulfide	226		10	2.2
56-23-5	Carbon tetrachloride	211		10	3.3
108-90-7	Chlorobenzene	181		10	2.4
67-66-3	Chloroform	197		10	2.2
74-87-3	Chloromethane	218		10	2.2
156-59-2	cis-1,2-Dichloroethene	196		10	2.6
10061-01-5	cis-1,3-Dichloropropene	164		10	1.6
110-82-7	Cyclohexane	251		10	2.6
124-48-1	Dibromochloromethane	183		10	2.2
75-71-8	Dichlorodifluoromethane	201		10	1.4
75-00-3	Ethyl Chloride	225		10	3.7
100-41-4	Ethylbenzene	184		10	3.0
76-13-1	Freon TF	210		10	3.4
98-82-8	Isopropylbenzene	218		10	3.2

FORM I
GC/MS VOA ORGANICS ANALYSIS DATA SHEET

Lab Name: TestAmerica Edison | Job No.: 460-127124-1

SDG No.:

Client Sample ID: DW-PCF MS | Lab Sample ID: 460-127124-3 MS

Matrix: Water | Lab File ID: F43310.D

Analysis Method: 624 | Date Collected: 01/20/2017 03:46

Sample wt/vol: 5(mL) | Date Analyzed: 01/24/2017 15:34

Soil Aliquot Vol: | Dilution Factor: 10

Soil Extract Vol.: | GC Column: Rtx-624 ID: 0.25(mm)

% Moisture: | Level: (low/med) Low

Analysis Batch No.: 416150 | Units: ug/L

CAS NO.	COMPOUND NAME	RESULT	Q	RL	MDL
79-20-9	Methyl acetate	1220		50	5.8
108-87-2	Methylcyclohexane	210		10	2.2
75-09-2	Methylene Chloride	228		10	2.1
1634-04-4	MTBE	183		10	1.3
179601-23-1	m-Xylene & p-Xylene	179		10	2.8
95-47-6	o-Xylene	209		10	3.2
123-91-1	p-Dioxane	3540		500	87
100-42-5	Styrene	216		10	1.7
127-18-4	Tetrachloroethene	203		10	1.2
108-88-3	Toluene	201		10	2.5
156-60-5	trans-1,2-Dichloroethene	212		10	1.8
10061-02-6	trans-1,3-Dichloropropene	147		10	1.9
79-01-6	Trichloroethene	189		10	2.2
75-69-4	Trichlorofluoromethane	209		10	1.5
75-01-4	Vinyl chloride	218		10	0.60

CAS NO.	SURROGATE	%REC	Q	LIMITS
17060-07-0	1,2-Dichloroethane-d4 (Surr)	99		48-130
460-00-4	Bromofluorobenzene	99		71-131
1868-53-7	Dibromofluoromethane (Surr)	100		80-120
2037-26-5	Toluene-d8 (Surr)	102		80-120

TestAmerica Edison
Target Compound Quantitation Report

Data File: \\ChromNA\Edison\ChromData\CVOAMS6\20170124-50761.b\F43310.D
Lims ID: 460-127124-B-3 MS
Client ID:
Sample Type: MS
Inject. Date: 24-Jan-2017 15:34:30 ALS Bottle#: 23 Worklist Smp#: 24
Purge Vol: 5.000 mL Dil. Factor: 10.0000
Sample Info: 460-127124-B-3 MS
Misc. Info.: 460-0050761-024
Operator ID: Instrument ID: CVOAMS6

Method: \\ChromNA\Edison\ChromData\CVOAMS6\20170124-50761.b\8260624W6.m
Limit Group: VOA 624 ICAL
Last Update: 26-Jan-2017 15:54:28 Calib Date: 30-Dec-2016 08:23:30
Integrator: RTE ID Type: Deconvolution ID
Quant Method: Internal Standard Quant By: Initial Calibration
Last ICal File: \\ChromNA\Edison\ChromData\CVOAMS6\20161230-50008.b\F42551.D

Column 1 : Rtx-624 (0.25 mm) Det: MS SCAN
Process Host: XAWRK014

First Level Reviewer: moroneyc Date: 25-Jan-2017 06:22:10

Compound	Sig	RT (min.)	Exp RT (min.)	Dlt RT (min.)	Q	Response	Cal Amt ug/l	OnCol Amt ug/l	Flags
2 Dichlorodifluoromethane	85	1.533	1.541	-0.008	98	38982	20.0	20.1	
3 Chloromethane	50	1.705	1.714	-0.009	97	33308	20.0	21.8	
4 Vinyl chloride	62	1.812	1.820	-0.008	83	36709	20.0	21.8	
5 Butadiene	54	1.829	1.829	0.000	95	41766	20.0	21.1	
6 Bromomethane	94	2.108	2.108	0.000	94	25531	20.0	16.9	
7 Chloroethane	64	2.190	2.190	0.000	98	27555	20.0	22.5	
8 Dichlorofluoromethane	67	2.379	2.379	0.000	97	65065	NC	NC	
9 Trichlorofluoromethane	101	2.379	2.396	-0.017	52	56378	20.0	20.9	
10 Pentane	72	2.420	2.428	-0.008	96	12194	40.0	40.5	
11 Ethanol	46	2.576	2.576	0.000	83	6245	800.0	858.7	
12 Ethyl ether	59	2.626	2.626	0.000	94	25663	20.0	18.8	
13 2-Methyl-1,3-butadiene	53	2.642	2.642	0.000	97	30943	20.0	22.2	
14 1,2-Dichloro-1,1,2-trifluo	117	2.667	2.667	0.000	91	29784	NC	NC	
15 Acrolein	56	2.798	2.798	0.000	63	10911	40.0	37.1	
16 1,1,2-Trichloro-1,2,2-trif	101	2.807	2.806	0.000	93	32569	20.0	21.0	
17 1,1-Dichloroethene	96	2.831	2.839	-0.008	97	39902	20.0	21.4	
18 Acetone	43	2.930	2.930	0.000	88	47762	100.0	97.3	
19 Iodomethane	142	2.987	2.995	-0.008	96	67713	20.0	19.0	
20 Isopropyl alcohol	45	3.012	3.020	-0.008	52	17815	200.0	149.7	
21 Carbon disulfide	76	3.028	3.028	0.000	100	104855	20.0	22.6	
22 3-Chloro-1-propene	41	3.160	3.160	0.000	93	64717	20.0	23.8	
24 Methyl acetate	43	3.168	3.176	-0.008	99	107261	100.0	121.7	
23 Cyclopentene	67	3.176	3.176	0.000	82	80083	NC	NC	
31 Acetonitrile	41	3.234	3.234	0.000	98	33893	200.0	260.3	
* 26 TBA-d9 (IS)	46	3.283	3.283	0.000	97	47320	1000.0	1000.0	
25 Methylene Chloride	84	3.283	3.291	-0.008	88	42920	20.0	22.8	
27 2-Methyl-2-propanol	59	3.357	3.357	0.000	95	24365	200.0	130.3	
28 Methyl tert-butyl ether	73	3.456	3.456	0.000	97	88851	20.0	18.3	
29 trans-1,2-Dichloroethene	96	3.480	3.480	0.000	93	41720	20.0	21.2	
30 Acrylonitrile	53	3.562	3.562	0.000	96	109905	200.0	210.2	
32 Hexane	43	3.636	3.636	0.000	90	19630	20.0	23.8	

Compound	Sig	RT (min.)	Exp RT (min.)	Dlt RT (min.)	Q	Response	Cal Amt ug/l	OnCol Amt ug/l	Flags
33 Isopropyl ether	45	3.858	3.858	0.000	95	75584	20.0	25.2	
34 1,1-Dichloroethane	63	3.891	3.891	0.000	98	67296	20.0	21.6	
35 Vinyl acetate	86	3.908	3.907	0.001	95	8795	40.0	26.2	
36 2-Chloro-1,3-butadiene	88	3.940	3.932	0.008	91	30816	NC	NC	
37 Tert-butyl ethyl ether	59	4.179	4.187	-0.008	91	77832	NC	NC	
* 38 2-Butanone-d5	46	4.384	4.392	-0.008	92	77295	250.0	250.0	
39 2,2-Dichloropropane	97	4.401	4.392	0.009	89	11233	20.0	20.2	
40 cis-1,2-Dichloroethene	96	4.417	4.417	0.000	90	42801	20.0	19.6	
42 2-Butanone (MEK)	72	4.442	4.442	0.000	97	12432	100.0	88.8	
41 Ethyl acetate	70	4.442	4.450	-0.008	96	4534	40.0	34.3	
43 Methyl acrylate	55	4.499	4.499	0.000	86	14106	NC	NC	
44 Propionitrile	54	4.581	4.581	0.000	96	35187	NC	NC	
45 Chlorobromomethane	128	4.647	4.647	0.000	78	20152	20.0	18.3	
46 Tetrahydrofuran	42	4.655	4.663	-0.008	66	19959	40.0	52.2	
47 Methacrylonitrile	67	4.680	4.688	-0.008	92	99046	NC	NC	
48 Chloroform	83	4.696	4.705	-0.009	98	68966	20.0	19.7	
49 Cyclohexane	56	4.836	4.844	-0.008	89	46840	20.0	25.1	
50 1,1,1-Trichloroethane	97	4.853	4.852	0.001	95	59856	20.0	21.4	
$ 51 Dibromofluoromethane (Surr	113	4.861	4.861	0.000	98	75388	50.0	50.1	
52 Carbon tetrachloride	117	4.968	4.976	-0.008	96	51879	20.0	21.1	
53 1,1-Dichloropropene	75	5.009	5.009	0.000	95	32958	20.0	16.7	
54 Isobutyl alcohol	43	5.124	5.124	0.000	92	23194	NC	NC	
55 Benzene	78	5.214	5.214	0.000	96	120361	20.0	23.5	
$ 56 1,2-Dichloroethane-d4 (Sur	65	5.222	5.230	-0.008	98	88713	50.0	49.7	
57 Isopropyl acetate	43	5.263	5.263	0.000	84	62421	20.0	23.3	
58 Tert-amyl methyl ether	73	5.272	5.271	0.001	92	81042	NC	NC	
59 1,2-Dichloroethane	62	5.304	5.304	0.000	98	45619	20.0	18.3	
60 n-Heptane	57	5.354	5.362	-0.008	81	11914	20.0	17.8	
* 61 Fluorobenzene	96	5.502	5.502	0.000	99	259639	50.0	50.0	
62 n-Butanol	56	5.806	5.806	0.000	84	10106	500.0	293.4	
63 Trichloroethene	95	5.855	5.855	0.000	95	27984	20.0	18.9	
64 Ethyl acrylate	55	5.986	5.986	0.000	91	48263	20.0	22.3	
65 Methylcyclohexane	83	5.986	5.986	0.000	89	46826	20.0	21.0	
66 1,2-Dichloropropane	63	6.159	6.159	0.000	85	21936	20.0	19.5	
* 67 1,4-Dioxane-d8	96	6.208	6.208	0.000	89	10616	1000.0	1000.0	
68 Methyl methacrylate	100	6.225	6.233	-0.008	89	6465	40.0	24.0	
69 1,4-Dioxane	88	6.266	6.274	-0.008	57	4893	400.0	353.6	
71 Dibromomethane	93	6.282	6.282	0.000	94	18225	20.0	18.8	
70 n-Propyl acetate	43	6.282	6.290	-0.008	78	14580	20.0	17.0	
72 Dichlorobromomethane	83	6.430	6.438	-0.008	97	32306	20.0	18.0	
74 2-Nitropropane	41	6.775	6.783	-0.008	98	8818	NC	NC	
75 Epichlorohydrin	57	6.890	6.890	0.000	99	28696	400.0	352.0	
76 cis-1,3-Dichloropropene	75	6.940	6.940	0.000	95	26186	20.0	16.4	
77 4-Methyl-2-pentanone (MIBK	43	7.112	7.112	0.000	94	72093	100.0	103.4	
$ 78 Toluene-d8 (Surr)	98	7.194	7.194	0.000	98	171405	50.0	51.0	
79 Toluene	91	7.268	7.268	0.000	95	83001	20.0	20.1	
80 trans-1,3-Dichloropropene	75	7.622	7.622	0.000	98	19944	20.0	14.7	
81 Ethyl methacrylate	69	7.654	7.654	0.000	91	10915	NC	NC	
82 1,1,2-Trichloroethane	83	7.843	7.843	0.000	92	14057	20.0	18.3	
83 Tetrachloroethene	166	7.885	7.884	0.001	93	27032	20.0	20.3	
84 1,3-Dichloropropane	76	8.057	8.057	0.000	97	22092	20.0	15.9	
85 2-Hexanone	43	8.115	8.123	-0.008	95	29730	100.0	83.3	

Compound	Sig	RT (min.)	Exp RT (min.)	Dlt RT (min.)	Q	Response	Cal Amt ug/l	OnCol Amt ug/l	Flags
86 n-Butyl acetate	43	8.230	8.230	0.000	95	14243	20.0	19.5	
87 Chlorodibromomethane	129	8.287	8.287	0.000	96	20398	20.0	18.3	
88 Ethylene Dibromide	107	8.452	8.451	0.001	97	15812	20.0	17.0	
* 89 Chlorobenzene-d5	117	9.002	9.002	0.000	85	165757	50.0	50.0	
90 Chlorobenzene	112	9.035	9.035	0.000	96	62987	20.0	18.1	
91 Ethylbenzene	106	9.134	9.133	0.001	98	31102	20.0	18.4	
92 1,1,1,2-Tetrachloroethane	131	9.150	9.150	0.000	91	30685	20.0	22.6	
93 m-Xylene & p-Xylene	106	9.281	9.273	0.008	94	36471	20.0	17.9	
94 n-Butyl acrylate	73	9.676	9.676	0.000	95	7901	20.0	15.7	
95 o-Xylene	106	9.692	9.692	0.000	96	47940	20.0	20.9	
96 Styrene	104	9.725	9.725	0.000	99	71513	20.0	21.6	
97 Amyl acetate (mixed isomer	43	9.889	9.889	0.000	94	24059	20.0	17.9	
98 Bromoform	173	9.914	9.914	0.000	98	16568	20.0	20.3	
99 Isopropylbenzene	105	10.021	10.021	0.000	95	116297	20.0	21.8	
$ 100 4-Bromofluorobenzene	174	10.194	10.193	0.001	93	66798	50.0	49.7	
101 Bromobenzene	156	10.317	10.317	0.000	92	36459	20.0	17.2	
102 1,1,2,2-Tetrachloroethane	83	10.341	10.341	0.000	95	33019	20.0	19.4	
103 N-Propylbenzene	91	10.366	10.366	0.000	99	129580	20.0	18.5	
104 1,2,3-Trichloropropane	110	10.383	10.382	0.000	96	10237	20.0	16.3	
105 trans-1,4-Dichloro-2-buten	53	10.399	10.399	0.000	74	6743	NC	NC	
107 2-Chlorotoluene	91	10.456	10.456	0.000	98	118259	20.0	20.8	
106 4-Ethyltoluene	105	10.456	10.456	0.000	97	124791	NC	NC	
108 1,3,5-Trimethylbenzene	105	10.514	10.514	0.000	96	119137	20.0	20.3	
109 4-Chlorotoluene	91	10.547	10.547	0.000	95	104286	20.0	20.6	
110 Butyl Methacrylate	87	10.588	10.588	0.000	96	29441	20.0	17.2	
111 tert-Butylbenzene	119	10.744	10.744	0.000	95	94411	20.0	17.7	
112 1,2,4-Trimethylbenzene	105	10.785	10.785	0.000	97	128110	20.0	20.9	
113 sec-Butylbenzene	105	10.900	10.900	0.000	98	140875	20.0	19.4	
115 4-Isopropyltoluene	119	10.999	10.999	0.000	98	127909	20.0	19.0	
114 1,3-Dichlorobenzene	146	10.999	11.007	-0.008	98	87565	20.0	20.0	
* 116 1,4-Dichlorobenzene-d4	152	11.048	11.056	-0.008	93	149542	50.0	50.0	
117 1,4-Dichlorobenzene	146	11.065	11.064	0.000	95	91201	20.0	19.7	
118 Benzyl chloride	91	11.163	11.171	-0.008	99	57051	20.0	15.9	
119 2,3-Dihydroindene	117	11.212	11.212	0.000	96	140498	NC	NC	
120 p-Diethylbenzene	119	11.245	11.245	0.000	94	82204	NC	NC	
121 n-Butylbenzene	92	11.262	11.262	0.000	98	72113	20.0	20.0	
122 1,2-Dichlorobenzene	146	11.311	11.311	0.000	97	89321	20.0	19.9	
123 1,2,4,5-Tetramethylbenzene	119	11.722	11.722	0.000	99	114430	NC	NC	
124 1,2-Dibromo-3-Chloropropan	75	11.804	11.804	0.000	94	8340	20.0	20.8	
125 1,3,5-Trichlorobenzene	180	11.894	11.894	0.000	98	69996	NC	NC	
126 1,2,4-Trichlorobenzene	180	12.305	12.305	0.000	92	65661	20.0	21.5	
127 Hexachlorobutadiene	225	12.371	12.371	0.000	96	29684	20.0	24.3	
128 Naphthalene	128	12.486	12.486	0.000	99	132505	20.0	21.4	
129 1,2,3-Trichlorobenzene	180	12.659	12.658	0.001	96	69707	20.0	24.4	
S 130 1,2-Dichloroethene, Total	100				0		40.0	40.8	
S 131 Xylenes, Total	100				0		40.0	38.8	

QC Flag Legend

Processing Flags

NC - Not Calibrated

Reagents:

GASES Li_00189	Amount Added:	20.00	Units: uL	
8260MIX1COMB_00049	Amount Added:	20.00	Units: uL	
ACROLEIN W_00060	Amount Added:	4.00	Units: uL	
8260ISNEW_00099	Amount Added:	1.00	Units: uL	Run Reagent
8260SURR250_00149	Amount Added:	1.00	Units: uL	Run Reagent

Report Date: 26-Jan-2017 15:54:29 Chrom Revision: 2.2 10-Jan-2017 11:26:10

TestAmerica Edison

Data File: \\ChromNA\Edison\ChromData\CVOAMS6\20170124-50761.b\F43310.D

Injection Date: 24-Jan-2017 15:34:30 Instrument ID: CVOAMS6 Operator ID:

Lims ID: 460-127124-B-3 MS Worklist Smp#: 24

Client ID:

Purge Vol: 5.000 mL Dil. Factor: 10.0000 ALS Bottle#: 23

Method: 8260624W6 Limit Group: VOA 624 ICAL

Column: Rtx-624 (0.25 mm)

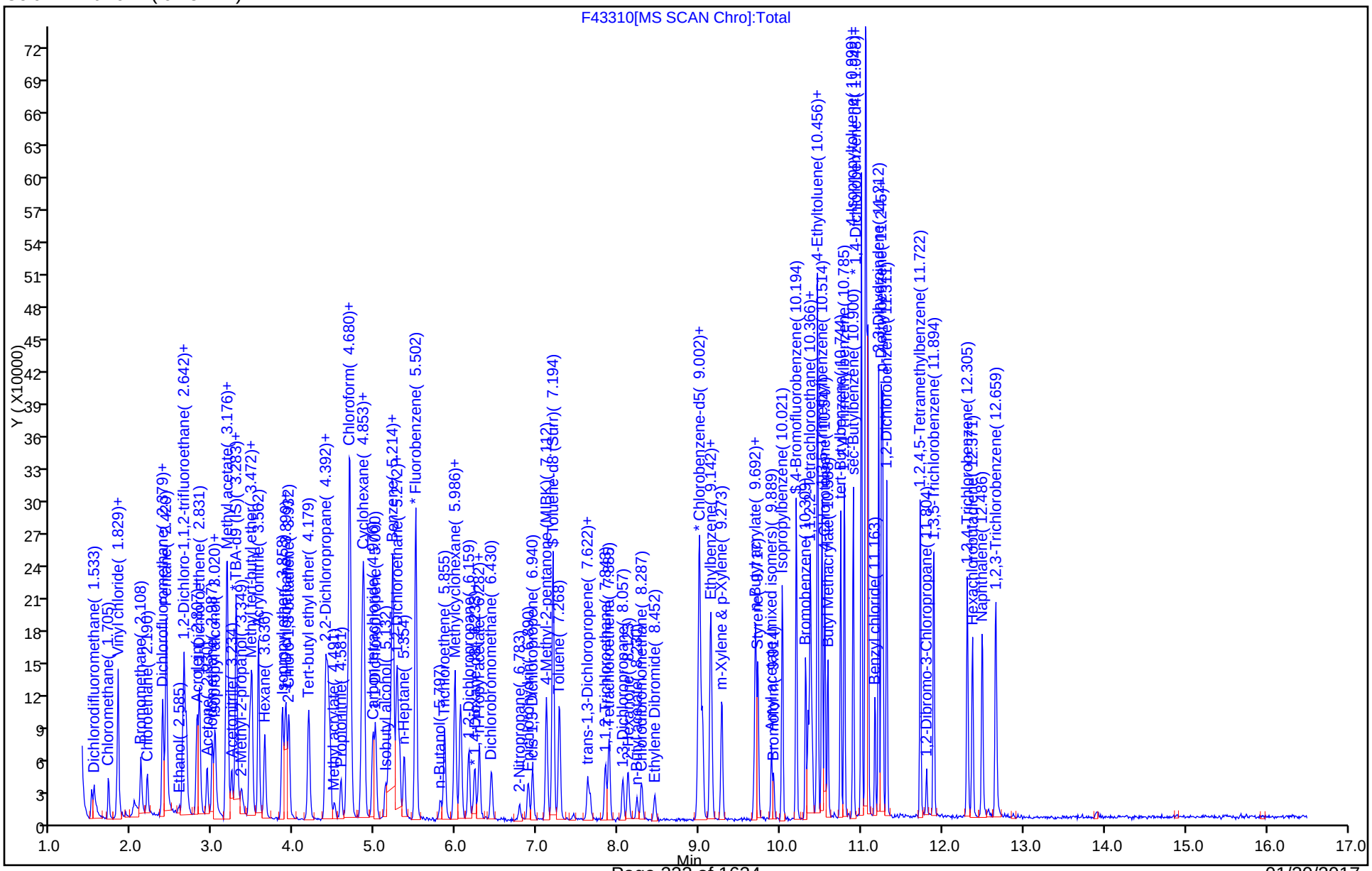

FORM I
GC/MS VOA ORGANICS ANALYSIS DATA SHEET

Lab Name: TestAmerica Edison | Job No.: 460-127124-1
SDG No.:
Client Sample ID: | Lab Sample ID: 460-127205-A-2 MS
Matrix: Water | Lab File ID: F43358.D
Analysis Method: 624 | Date Collected: 01/19/2017 11:20
Sample wt/vol: 5(mL) | Date Analyzed: 01/25/2017 16:24
Soil Aliquot Vol: | Dilution Factor: 5
Soil Extract Vol.: | GC Column: Rtx-624 ID: 0.25(mm)
% Moisture: | Level: (low/med) Low
Analysis Batch No.: 416336 | Units: ug/L

CAS NO.	COMPOUND NAME	RESULT	Q	RL	MDL
71-55-6	1,1,1-Trichloroethane	113		5.0	1.4
79-34-5	1,1,2,2-Tetrachloroethane	99.8		5.0	0.95
79-00-5	1,1,2-Trichloroethane	90.5		5.0	0.40
75-34-3	1,1-Dichloroethane	101		5.0	1.2
75-35-4	1,1-Dichloroethene	109		5.0	1.7
87-61-6	1,2,3-Trichlorobenzene	106		5.0	1.8
120-82-1	1,2,4-Trichlorobenzene	110		5.0	1.4
96-12-8	1,2-Dibromo-3-Chloropropane	86.1		5.0	1.2
106-93-4	1,2-Dibromoethane	75.6		5.0	0.95
95-50-1	1,2-Dichlorobenzene	103		5.0	1.1
107-06-2	1,2-Dichloroethane	91.0		5.0	1.3
78-87-5	1,2-Dichloropropane	99.0		5.0	0.90
541-73-1	1,3-Dichlorobenzene	102		5.0	1.7
106-46-7	1,4-Dichlorobenzene	98.8		5.0	1.7
78-93-3	2-Butanone	601		25	11
591-78-6	2-Hexanone	643		25	3.6
108-10-1	4-Methyl-2-pentanone	792		25	3.2
67-64-1	Acetone	630		25	5.4
71-43-2	Benzene	760		5.0	0.45
75-27-4	Bromodichloromethane	88.5		5.0	0.75
75-25-2	Bromoform	85.3		5.0	0.90
74-83-9	Bromomethane	102		5.0	0.90
75-15-0	Carbon disulfide	121		5.0	1.1
56-23-5	Carbon tetrachloride	106		5.0	1.7
108-90-7	Chlorobenzene	88.8		5.0	1.2
67-66-3	Chloroform	91.8		5.0	1.1
74-87-3	Chloromethane	117		5.0	1.1
156-59-2	cis-1,2-Dichloroethene	97.7		5.0	1.3
10061-01-5	cis-1,3-Dichloropropene	71.7		5.0	0.80
110-82-7	Cyclohexane	262		5.0	1.3
124-48-1	Dibromochloromethane	83.4		5.0	1.1
75-71-8	Dichlorodifluoromethane	113		5.0	0.70
75-00-3	Ethyl Chloride	120		5.0	1.9
100-41-4	Ethylbenzene	640		5.0	1.5
76-13-1	Freon TF	114		5.0	1.7
98-82-8	Isopropylbenzene	157		5.0	1.6

FORM I
GC/MS VOA ORGANICS ANALYSIS DATA SHEET

Lab Name: TestAmerica Edison | Job No.: 460-127124-1

SDG No.:

Client Sample ID: | Lab Sample ID: 460-127205-A-2 MS

Matrix: Water | Lab File ID: F43358.D

Analysis Method: 624 | Date Collected: 01/19/2017 11:20

Sample wt/vol: 5(mL) | Date Analyzed: 01/25/2017 16:24

Soil Aliquot Vol: | Dilution Factor: 5

Soil Extract Vol.: | GC Column: Rtx-624 ID: 0.25(mm)

% Moisture: | Level: (low/med) Low

Analysis Batch No.: 416336 | Units: ug/L

CAS NO.	COMPOUND NAME	RESULT	Q	RL	MDL
79-20-9	Methyl acetate	988		25	2.9
108-87-2	Methylcyclohexane	170		5.0	1.1
75-09-2	Methylene Chloride	132		5.0	1.1
1634-04-4	MTBE	110		5.0	0.65
179601-23-1	m-Xylene & p-Xylene	1190		5.0	1.4
95-47-6	o-Xylene	756		5.0	1.6
123-91-1	p-Dioxane	1470		250	44
100-42-5	Styrene	104		5.0	0.85
127-18-4	Tetrachloroethene	93.2		5.0	0.60
108-88-3	Toluene	770		5.0	1.3
156-60-5	trans-1,2-Dichloroethene	109		5.0	0.90
10061-02-6	trans-1,3-Dichloropropene	64.5		5.0	0.95
79-01-6	Trichloroethene	93.4		5.0	1.1
75-69-4	Trichlorofluoromethane	104		5.0	0.75
75-01-4	Vinyl chloride	115		5.0	0.30

CAS NO.	SURROGATE	%REC	Q	LIMITS
17060-07-0	1,2-Dichloroethane-d4 (Surr)	93		48-130
460-00-4	Bromofluorobenzene	99		71-131
1868-53-7	Dibromofluoromethane (Surr)	96		80-120
2037-26-5	Toluene-d8 (Surr)	96		80-120

TestAmerica Edison
Target Compound Quantitation Report

Data File: \\ChromNA\Edison\ChromData\CVOAMS6\20170125-50801.b\F43358.D
Lims ID: 460-127205-A-2 MS
Client ID:
Sample Type: MS
Inject. Date: 25-Jan-2017 16:24:30 ALS Bottle#: 26 Worklist Smp#: 27
Purge Vol: 5.000 mL Dil. Factor: 5.0000
Sample Info: 460-127205-A-2 MS
Misc. Info.: 460-0050801-027
Operator ID: Instrument ID: CVOAMS6

Method: \\ChromNA\Edison\ChromData\CVOAMS6\20170125-50801.b\8260624W6.m
Limit Group: VOA 624 ICAL
Last Update: 26-Jan-2017 16:01:33 Calib Date: 30-Dec-2016 08:23:30
Integrator: RTE ID Type: Deconvolution ID
Quant Method: Internal Standard Quant By: Initial Calibration
Last ICal File: \\ChromNA\Edison\ChromData\CVOAMS6\20161230-50008.b\F42551.D

Column 1 : Rtx-624 (0.25 mm) Det: MS SCAN
Process Host: XAWRK014

First Level Reviewer: kaewink Date: 26-Jan-2017 11:18:57

Compound	Sig	RT (min.)	Exp RT (min.)	Dlt RT (min.)	Q	Response	Cal Amt ug/l	OnCol Amt ug/l	Flags
2 Dichlorodifluoromethane	85	1.533	1.541	-0.008	98	42198	20.0	22.6	
3 Chloromethane	50	1.706	1.714	-0.008	98	34454	20.0	23.4	
4 Vinyl chloride	62	1.812	1.820	-0.008	97	37441	20.0	23.0	
5 Butadiene	54	1.829	1.829	0.000	96	43682	20.0	22.9	
6 Bromomethane	94	2.108	2.116	-0.008	98	29716	20.0	20.4	
7 Chloroethane	64	2.190	2.190	0.000	95	28334	20.0	24.0	
8 Dichlorofluoromethane	67	2.371	2.379	-0.008	98	70965	NC	NC	
9 Trichlorofluoromethane	101	2.379	2.387	-0.008	55	54379	20.0	20.9	
10 Pentane	72	2.420	2.428	-0.008	95	22850	40.0	78.6	
11 Ethanol	46	2.577	2.585	-0.008	71	4961	800.0	774.5	
12 Ethyl ether	59	2.618	2.626	-0.008	86	23421	20.0	17.8	
13 2-Methyl-1,3-butadiene	53	2.634	2.642	-0.008	80	30574	20.0	22.8	
14 1,2-Dichloro-1,1,2-trifluo	117	2.667	2.675	-0.008	83	30136	NC	NC	
15 Acrolein	56	2.798	2.798	0.000	47	7528	40.0	29.0	
16 1,1,2-Trichloro-1,2,2-trif	101	2.798	2.806	-0.008	98	34029	20.0	22.8	
17 1,1-Dichloroethene	96	2.831	2.839	-0.008	97	39285	20.0	21.9	
18 Acetone	43	2.922	2.930	-0.008	86	40443	100.0	126.0	
19 Iodomethane	142	2.987	2.987	0.000	97	67178	20.0	19.6	
20 Isopropyl alcohol	45	3.012	3.020	-0.008	33	13846	200.0	132.1	
21 Carbon disulfide	76	3.020	3.028	-0.008	99	108474	20.0	24.3	
22 3-Chloro-1-propene	41	3.160	3.160	0.000	57	99411	20.0	37.9	
24 Methyl acetate	43	3.168	3.176	-0.008	98	167869	100.0	197.5	
23 Cyclopentene	67	3.176	3.176	0.000	90	101470	NC	NC	
31 Acetonitrile	41	3.234	3.234	0.000	99	63303	200.0	504.2	
* 26 TBA-d9 (IS)	46	3.283	3.283	0.000	96	41679	1000.0	1000.0	
25 Methylene Chloride	84	3.283	3.291	-0.008	93	47964	20.0	26.4	
27 2-Methyl-2-propanol	59	3.357	3.357	0.000	10	31995	200.0	194.3	
28 Methyl tert-butyl ether	73	3.456	3.456	0.000	95	103242	20.0	22.0	
29 trans-1,2-Dichloroethene	96	3.480	3.480	0.000	93	41498	20.0	21.9	
30 Acrylonitrile	53	3.554	3.562	-0.008	93	91802	200.0	182.1	
32 Hexane	43	3.637	3.636	0.001	91	25951	20.0	32.7	

Compound	Sig	RT (min.)	Exp RT (min.)	Dlt RT (min.)	Q	Response	Cal Amt ug/l	OnCol Amt ug/l	Flags
33 Isopropyl ether	45	3.850	3.858	-0.008	92	80945	20.0	28.0	
34 1,1-Dichloroethane	63	3.883	3.891	-0.008	100	60852	20.0	20.3	
35 Vinyl acetate	86	3.900	3.899	0.001	88	7775	40.0	26.3	
36 2-Chloro-1,3-butadiene	88	3.932	3.932	0.000	92	26585	NC	NC	
37 Tert-butyl ethyl ether	59	4.179	4.179	0.000	90	79656	NC	NC	
* 38 2-Butanone-d5	46	4.384	4.392	-0.008	83	50565	250.0	250.0	
39 2,2-Dichloropropane	97	4.393	4.401	-0.008	93	9344	20.0	17.4	
40 cis-1,2-Dichloroethene	96	4.417	4.417	0.000	98	41111	20.0	19.5	
42 2-Butanone (MEK)	72	4.442	4.442	0.000	94	11005	100.0	120.1	
41 Ethyl acetate	70	4.442	4.442	0.000	96	4294	40.0	49.6	
43 Methyl acrylate	55	4.499	4.499	0.000	92	10791	NC	NC	
44 Propionitrile	54	4.573	4.581	-0.008	96	27269	NC	NC	
45 Chlorobromomethane	128	4.647	4.655	-0.008	79	19581	20.0	18.4	
46 Tetrahydrofuran	42	4.664	4.655	0.009	36	14287	40.0	57.1	
47 Methacrylonitrile	67	4.680	4.680	0.000	90	93808	NC	NC	
48 Chloroform	83	4.697	4.705	-0.008	91	61846	20.0	18.4	
49 Cyclohexane	56	4.836	4.836	0.000	94	94428	20.0	52.5	
50 1,1,1-Trichloroethane	97	4.853	4.852	0.001	97	60633	20.0	22.5	
$ 51 Dibromofluoromethane (Surr	113	4.861	4.861	0.000	97	69323	50.0	47.8	
52 Carbon tetrachloride	117	4.968	4.967	0.001	96	50234	20.0	21.2	
53 1,1-Dichloropropene	75	5.001	5.000	0.001	93	34635	20.0	18.2	
54 Isobutyl alcohol	43	5.124	5.140	-0.016	90	16079	NC	NC	
55 Benzene	78	5.206	5.206	0.000	95	804234	20.0	151.9	
$ 56 1,2-Dichloroethane-d4 (Sur	65	5.222	5.222	0.000	95	80318	50.0	46.7	
57 Isopropyl acetate	43	5.264	5.263	0.001	90	60694	20.0	23.5	
58 Tert-amyl methyl ether	73	5.272	5.272	0.000	89	79432	NC	NC	
59 1,2-Dichloroethane	62	5.296	5.304	-0.008	85	43645	20.0	18.2	
60 n-Heptane	57	5.354	5.362	-0.008	87	12986	20.0	20.1	
* 61 Fluorobenzene	96	5.502	5.502	0.000	99	250401	50.0	50.0	
62 n-Butanol	56	5.798	5.797	0.001	90	8933	500.0	294.4	
63 Trichloroethene	95	5.855	5.855	0.000	98	26644	20.0	18.7	
64 Ethyl acrylate	55	5.978	5.986	-0.008	88	67439	20.0	32.2	
65 Methylcyclohexane	83	5.978	5.986	-0.008	92	73148	20.0	34.0	
66 1,2-Dichloropropane	63	6.151	6.151	0.000	84	21438	20.0	19.8	
* 67 1,4-Dioxane-d8	96	6.208	6.216	-0.008	86	12270	1000.0	1000.0	
68 Methyl methacrylate	100	6.233	6.233	0.000	83	6440	40.0	24.7	
69 1,4-Dioxane	88	6.274	6.274	0.000	33	4688	400.0	293.2	
71 Dibromomethane	93	6.282	6.282	0.000	93	16549	20.0	17.7	
70 n-Propyl acetate	43	6.282	6.282	0.000	80	12033	20.0	14.5	
72 Dichlorobromomethane	83	6.430	6.430	0.000	100	30639	20.0	17.7	
74 2-Nitropropane	41	6.775	6.783	-0.008	99	8294	NC	NC	
75 Epichlorohydrin	57	6.882	6.890	-0.008	98	24829	400.0	465.6	
76 cis-1,3-Dichloropropene	75	6.940	6.940	0.000	96	23738	20.0	14.3	
77 4-Methyl-2-pentanone (MIBK	43	7.112	7.112	0.000	95	72195	100.0	158.3	
$ 78 Toluene-d8 (Surr)	98	7.195	7.194	0.000	99	167667	50.0	48.2	
79 Toluene	91	7.268	7.276	-0.008	96	657148	20.0	154.1	
80 trans-1,3-Dichloropropene	75	7.614	7.622	-0.008	97	18050	20.0	12.9	
81 Ethyl methacrylate	69	7.655	7.646	0.009	80	11478	NC	NC	
82 1,1,2-Trichloroethane	83	7.835	7.843	-0.008	92	14409	20.0	18.1	
83 Tetrachloroethene	166	7.885	7.884	0.001	95	25738	20.0	18.6	
84 1,3-Dichloropropane	76	8.057	8.057	0.000	95	21810	20.0	15.2	
85 2-Hexanone	43	8.115	8.123	-0.008	96	30027	100.0	128.6	

Compound	Sig	RT (min.)	Exp RT (min.)	Dlt RT (min.)	Q	Response	Cal Amt ug/l	OnCol Amt ug/l	Flags
86 n-Butyl acetate	43	8.222	8.230	-0.008	98	14848	20.0	19.6	
87 Chlorodibromomethane	129	8.287	8.287	0.000	96	19252	20.0	16.7	
88 Ethylene Dibromide	107	8.443	8.451	-0.008	98	14510	20.0	15.1	
* 89 Chlorobenzene-d5	117	8.994	9.002	-0.008	85	171503	50.0	50.0	
90 Chlorobenzene	112	9.035	9.035	0.000	96	63903	20.0	17.8	
91 Ethylbenzene	106	9.134	9.142	-0.008	97	223427	20.0	128.0	
92 1,1,1,2-Tetrachloroethane	131	9.150	9.150	0.000	93	30531	20.0	21.8	
93 m-Xylene & p-Xylene	106	9.273	9.273	0.000	94	500157	20.0	237.4	
94 n-Butyl acrylate	73	9.676	9.676	0.000	96	11076	20.0	21.2	
95 o-Xylene	106	9.692	9.692	0.000	97	359369	20.0	151.2	
96 Styrene	104	9.717	9.725	-0.008	96	71431	20.0	20.9	
97 Amyl acetate (mixed isomer	43	9.890	9.889	0.001	92	28495	20.0	21.7	
98 Bromoform	173	9.914	9.914	0.000	93	14426	20.0	17.1	
99 Isopropylbenzene	105	10.021	10.021	0.000	95	174023	20.0	31.5	
$ 100 4-Bromofluorobenzene	174	10.194	10.193	0.001	96	68705	50.0	49.5	
101 Bromobenzene	156	10.309	10.317	-0.008	91	36903	20.0	17.9	
102 1,1,2,2-Tetrachloroethane	83	10.342	10.341	0.001	97	32941	20.0	20.0	
103 N-Propylbenzene	91	10.366	10.366	0.000	100	272967	20.0	40.1	
104 1,2,3-Trichloropropane	110	10.383	10.382	0.001	95	10264	20.0	16.8	
105 trans-1,4-Dichloro-2-buten	53	10.391	10.399	-0.008	74	5960	NC	NC	
107 2-Chlorotoluene	91	10.457	10.456	0.001	71	156674	20.0	28.4	
106 4-Ethyltoluene	105	10.457	10.456	0.001	93	474601	NC	NC	
108 1,3,5-Trimethylbenzene	105	10.506	10.514	-0.008	96	248781	20.0	43.7	
109 4-Chlorotoluene	91	10.547	10.547	0.000	96	103747	20.0	21.1	
110 Butyl Methacrylate	87	10.588	10.588	0.000	94	29191	20.0	17.6	
111 tert-Butylbenzene	119	10.744	10.744	0.000	95	107295	20.0	20.7	
112 1,2,4-Trimethylbenzene	105	10.785	10.785	0.000	96	738379	20.0	124.3	
113 sec-Butylbenzene	105	10.892	10.900	-0.008	98	160013	20.0	22.7	
115 4-Isopropyltoluene	119	10.999	10.999	0.000	97	144683	20.0	22.1	
114 1,3-Dichlorobenzene	146	10.999	10.999	0.000	96	86332	20.0	20.4	
* 116 1,4-Dichlorobenzene-d4	152	11.048	11.048	0.000	93	145157	50.0	50.0	
117 1,4-Dichlorobenzene	146	11.065	11.064	0.001	96	88916	20.0	19.8	
118 Benzyl chloride	91	11.163	11.163	0.000	99	54580	20.0	15.7	
119 2,3-Dihydroindene	117	11.213	11.212	0.001	96	360410	NC	NC	
120 p-Diethylbenzene	119	11.245	11.245	0.000	96	118703	NC	NC	
121 n-Butylbenzene	92	11.262	11.262	0.000	98	77722	20.0	22.2	
122 1,2-Dichlorobenzene	146	11.311	11.311	0.000	98	90118	20.0	20.7	
123 1,2,4,5-Tetramethylbenzene	119	11.722	11.722	0.000	99	189019	NC	NC	
124 1,2-Dibromo-3-Chloropropan	75	11.804	11.804	0.000	92	6704	20.0	17.2	
125 1,3,5-Trichlorobenzene	180	11.895	11.886	0.009	96	69760	NC	NC	
126 1,2,4-Trichlorobenzene	180	12.305	12.305	0.000	94	65103	20.0	22.0	
127 Hexachlorobutadiene	225	12.371	12.371	0.000	95	27616	20.0	23.3	
128 Naphthalene	128	12.486	12.486	0.000	99	379708	20.0	63.1	
129 1,2,3-Trichlorobenzene	180	12.651	12.659	-0.007	96	58550	20.0	21.1	
S 130 1,2-Dichloroethene, Total	100				0		40.0	41.4	
S 131 Xylenes, Total	100				0		40.0	388.5	

QC Flag Legend

Processing Flags

NC - Not Calibrated

Reagents:

GASES Li_00190	Amount Added:	20.00	Units: uL	
8260MIX1COMB_00049	Amount Added:	20.00	Units: uL	
ACROLEIN W_00060	Amount Added:	4.00	Units: uL	
8260ISNEW_00099	Amount Added:	1.00	Units: uL	Run Reagent
8260SURR250_00149	Amount Added:	1.00	Units: uL	Run Reagent

Report Date: 26-Jan-2017 16:01:34 Chrom Revision: 2.2 10-Jan-2017 11:26:10

TestAmerica Edison

Data File: \\ChromNA\Edison\ChromData\CVOAMS6\20170125-50801.b\F43358.D

Injection Date: 25-Jan-2017 16:24:30 Instrument ID: CVOAMS6 Operator ID:

Lims ID: 460-127205-A-2 MS Worklist Smp#: 27

Client ID:

Purge Vol: 5.000 mL Dil. Factor: 5.0000 ALS Bottle#: 26

Method: 8260624W6 Limit Group: VOA 624 ICAL

Column: Rtx-624 (0.25 mm)

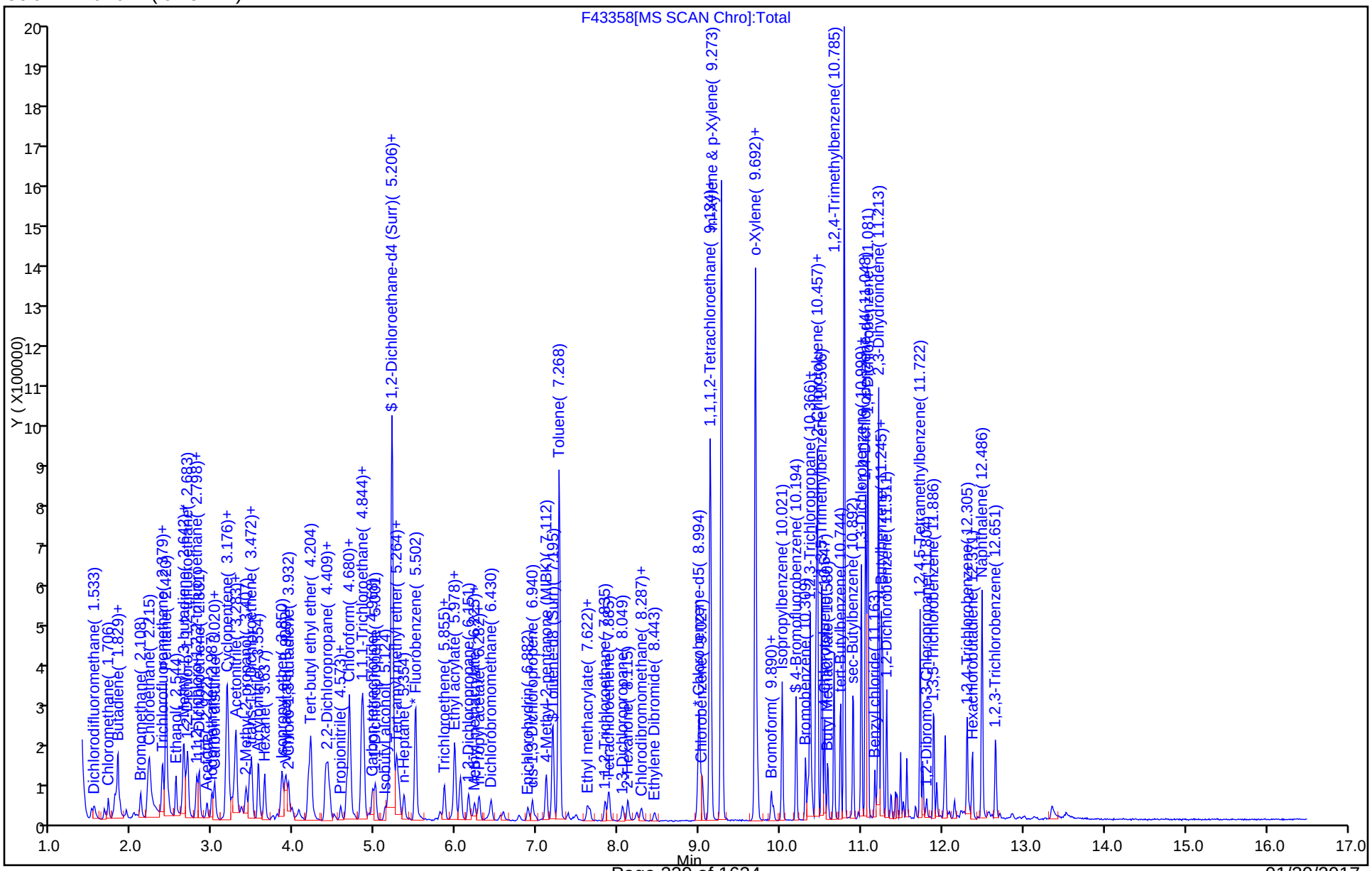

FORM I
GC/MS VOA ORGANICS ANALYSIS DATA SHEET

Lab Name: TestAmerica Edison | Job No.: 460-127124-1

SDG No.:

Client Sample ID: DW-PCF MSD | Lab Sample ID: 460-127124-3 MSD

Matrix: Water | Lab File ID: F43311.D

Analysis Method: 624 | Date Collected: 01/20/2017 03:46

Sample wt/vol: 5(mL) | Date Analyzed: 01/24/2017 15:58

Soil Aliquot Vol: | Dilution Factor: 10

Soil Extract Vol.: | GC Column: Rtx-624 ID: 0.25(mm)

% Moisture: | Level: (low/med) Low

Analysis Batch No.: 416150 | Units: ug/L

CAS NO.	COMPOUND NAME	RESULT	Q	RL	MDL
71-55-6	1,1,1-Trichloroethane	220		10	2.8
79-34-5	1,1,2,2-Tetrachloroethane	191		10	1.9
79-00-5	1,1,2-Trichloroethane	172		10	0.80
75-34-3	1,1-Dichloroethane	205		10	2.4
75-35-4	1,1-Dichloroethene	224		10	3.4
87-61-6	1,2,3-Trichlorobenzene	249		10	3.5
120-82-1	1,2,4-Trichlorobenzene	218		10	2.7
96-12-8	1,2-Dibromo-3-Chloropropane	177		10	2.3
106-93-4	1,2-Dibromoethane	163		10	1.9
95-50-1	1,2-Dichlorobenzene	199		10	2.2
107-06-2	1,2-Dichloroethane	188		10	2.5
78-87-5	1,2-Dichloropropane	187		10	1.8
541-73-1	1,3-Dichlorobenzene	205		10	3.3
106-46-7	1,4-Dichlorobenzene	190		10	3.3
78-93-3	2-Butanone	909		50	22
591-78-6	2-Hexanone	893		50	7.2
108-10-1	4-Methyl-2-pentanone	1060		50	6.3
67-64-1	Acetone	1060		50	11
71-43-2	Benzene	232		10	0.90
75-27-4	Bromodichloromethane	172		10	1.5
75-25-2	Bromoform	186		10	1.8
74-83-9	Bromomethane	191		10	1.8
75-15-0	Carbon disulfide	245		10	2.2
56-23-5	Carbon tetrachloride	218		10	3.3
108-90-7	Chlorobenzene	182		10	2.4
67-66-3	Chloroform	195		10	2.2
74-87-3	Chloromethane	231		10	2.2
156-59-2	cis-1,2-Dichloroethene	191		10	2.6
10061-01-5	cis-1,3-Dichloropropene	154		10	1.6
110-82-7	Cyclohexane	270		10	2.6
124-48-1	Dibromochloromethane	178		10	2.2
75-71-8	Dichlorodifluoromethane	207		10	1.4
75-00-3	Ethyl Chloride	230		10	3.7
100-41-4	Ethylbenzene	177		10	3.0
76-13-1	Freon TF	235		10	3.4
98-82-8	Isopropylbenzene	221		10	3.2

FORM I
GC/MS VOA ORGANICS ANALYSIS DATA SHEET

Lab Name: TestAmerica Edison | Job No.: 460-127124-1

SDG No.:

Client Sample ID: DW-PCF MSD | Lab Sample ID: 460-127124-3 MSD

Matrix: Water | Lab File ID: F43311.D

Analysis Method: 624 | Date Collected: 01/20/2017 03:46

Sample wt/vol: 5(mL) | Date Analyzed: 01/24/2017 15:58

Soil Aliquot Vol: | Dilution Factor: 10

Soil Extract Vol.: | GC Column: Rtx-624 ID: 0.25(mm)

% Moisture: | Level: (low/med) Low

Analysis Batch No.: 416150 | Units: ug/L

CAS NO.	COMPOUND NAME	RESULT	Q	RL	MDL
79-20-9	Methyl acetate	1140		50	5.8
108-87-2	Methylcyclohexane	214		10	2.2
75-09-2	Methylene Chloride	227		10	2.1
1634-04-4	MTBE	186		10	1.3
179601-23-1	m-Xylene & p-Xylene	182		10	2.8
95-47-6	o-Xylene	211		10	3.2
123-91-1	p-Dioxane	3150		500	87
100-42-5	Styrene	210		10	1.7
127-18-4	Tetrachloroethene	188		10	1.2
108-88-3	Toluene	191		10	2.5
156-60-5	trans-1,2-Dichloroethene	217		10	1.8
10061-02-6	trans-1,3-Dichloropropene	134		10	1.9
79-01-6	Trichloroethene	176		10	2.2
75-69-4	Trichlorofluoromethane	231		10	1.5
75-01-4	Vinyl chloride	228		10	0.60

CAS NO.	SURROGATE	%REC	Q	LIMITS
17060-07-0	1,2-Dichloroethane-d4 (Surr)	94		48-130
460-00-4	Bromofluorobenzene	101		71-131
1868-53-7	Dibromofluoromethane (Surr)	99		80-120
2037-26-5	Toluene-d8 (Surr)	97		80-120

TestAmerica Edison
Target Compound Quantitation Report

Data File: \\ChromNA\Edison\ChromData\CVOAMS6\20170124-50761.b\F43311.D
Lims ID: 460-127124-B-3 MSD
Client ID:
Sample Type: MSD
Inject. Date: 24-Jan-2017 15:58:30 ALS Bottle#: 24 Worklist Smp#: 25
Purge Vol: 5.000 mL Dil. Factor: 10.0000
Sample Info: 460-127124-B-3 MSD
Misc. Info.: 460-0050761-025
Operator ID: Instrument ID: CVOAMS6

Method: \\ChromNA\Edison\ChromData\CVOAMS6\20170124-50761.b\8260624W6.m
Limit Group: VOA 624 ICAL
Last Update: 26-Jan-2017 15:55:15 Calib Date: 30-Dec-2016 08:23:30
Integrator: RTE ID Type: Deconvolution ID
Quant Method: Internal Standard Quant By: Initial Calibration
Last ICal File: \\ChromNA\Edison\ChromData\CVOAMS6\20161230-50008.b\F42551.D

Column 1 : Rtx-624 (0.25 mm) Det: MS SCAN
Process Host: XAWRK014

First Level Reviewer: baronm Date: 26-Jan-2017 15:55:36

Compound	Sig	RT (min.)	Exp RT (min.)	Dlt RT (min.)	Q	Response	Cal Amt ug/l	OnCol Amt ug/l	Flags
2 Dichlorodifluoromethane	85	1.533	1.541	-0.008	98	38784	20.0	20.7	
3 Chloromethane	50	1.706	1.714	-0.008	98	34010	20.0	23.1	
4 Vinyl chloride	62	1.812	1.820	-0.008	98	37094	20.0	22.8	
5 Butadiene	54	1.829	1.829	0.000	97	42941	20.0	22.5	
6 Bromomethane	94	2.108	2.108	0.000	96	27747	20.0	19.1	
7 Chloroethane	64	2.190	2.190	0.000	99	27197	20.0	23.0	
8 Dichlorofluoromethane	67	2.379	2.379	0.000	97	67682	NC	NC	
9 Trichlorofluoromethane	101	2.388	2.396	-0.008	68	60136	20.0	23.1	
10 Pentane	72	2.420	2.428	-0.008	95	11687	40.0	40.2	
11 Ethanol	46	2.568	2.576	-0.008	96	6423	800.0	915.0	
12 Ethyl ether	59	2.626	2.626	0.000	93	24478	20.0	18.6	
13 2-Methyl-1,3-butadiene	53	2.642	2.642	0.000	96	30730	20.0	22.9	
14 1,2-Dichloro-1,1,2-trifluo	117	2.667	2.667	0.000	91	29872	NC	NC	
15 Acrolein	56	2.798	2.798	0.000	50	8774	40.0	30.9	
16 1,1,2-Trichloro-1,2,2-trif	101	2.798	2.806	-0.008	94	35083	20.0	23.5	
17 1,1-Dichloroethene	96	2.831	2.839	-0.008	97	40301	20.0	22.4	
18 Acetone	43	2.922	2.930	-0.008	88	46740	100.0	106.3	
19 Iodomethane	142	2.987	2.995	-0.008	98	71813	20.0	20.9	
20 Isopropyl alcohol	45	3.012	3.020	-0.008	45	16975	200.0	147.8	
21 Carbon disulfide	76	3.020	3.028	-0.008	100	109759	20.0	24.5	
22 3-Chloro-1-propene	41	3.160	3.160	0.000	91	65519	20.0	25.0	
24 Methyl acetate	43	3.168	3.176	-0.008	100	96655	100.0	113.7	
23 Cyclopentene	67	3.176	3.176	0.000	95	81911	NC	NC	
31 Acetonitrile	41	3.226	3.234	-0.008	98	37231	200.0	296.4	
* 26 TBA-d9 (IS)	46	3.283	3.283	0.000	97	45675	1000.0	1000.0	
25 Methylene Chloride	84	3.283	3.291	-0.008	86	41274	20.0	22.7	
27 2-Methyl-2-propanol	59	3.349	3.357	-0.008	97	27747	200.0	153.8	
28 Methyl tert-butyl ether	73	3.456	3.456	0.000	96	87361	20.0	18.6	
29 trans-1,2-Dichloroethene	96	3.480	3.480	0.000	91	41252	20.0	21.7	
30 Acrylonitrile	53	3.563	3.562	0.001	95	108040	200.0	214.2	
32 Hexane	43	3.645	3.636	0.009	87	17109	20.0	21.5	

Compound	Sig	RT (min.)	Exp RT (min.)	Dlt RT (min.)	Q	Response	Cal Amt ug/l	OnCol Amt ug/l	Flags
33 Isopropyl ether	45	3.858	3.858	0.000	93	72505	20.0	25.1	
34 1,1-Dichloroethane	63	3.891	3.891	0.000	99	61629	20.0	20.5	
35 Vinyl acetate	86	3.899	3.907	-0.008	92	6987	40.0	21.5	
36 2-Chloro-1,3-butadiene	88	3.932	3.932	0.000	92	27958	NC	NC	
37 Tert-butyl ethyl ether	59	4.179	4.187	-0.008	89	76480	NC	NC	
* 38 2-Butanone-d5	46	4.384	4.392	-0.008	93	69238	250.0	250.0	
39 2,2-Dichloropropane	97	4.393	4.392	0.000	91	9854	20.0	18.3	
40 cis-1,2-Dichloroethene	96	4.417	4.417	0.000	96	40130	20.0	19.1	
42 2-Butanone (MEK)	72	4.442	4.442	0.000	97	11408	100.0	90.9	
41 Ethyl acetate	70	4.450	4.450	0.000	96	4245	40.0	35.8	
43 Methyl acrylate	55	4.499	4.499	0.000	99	12888	NC	NC	
44 Propionitrile	54	4.573	4.581	-0.008	97	32324	NC	NC	
45 Chlorobromomethane	128	4.647	4.647	0.000	80	20924	20.0	19.6	
46 Tetrahydrofuran	42	4.655	4.663	-0.008	63	18289	40.0	53.4	
47 Methacrylonitrile	67	4.680	4.688	-0.008	92	87210	NC	NC	
48 Chloroform	83	4.697	4.705	-0.008	98	65852	20.0	19.5	
49 Cyclohexane	56	4.836	4.844	-0.008	87	48682	20.0	27.0	
50 1,1,1-Trichloroethane	97	4.853	4.852	0.001	97	59272	20.0	22.0	
$ 51 Dibromofluoromethane (Surr	113	4.861	4.861	0.000	97	71546	50.0	49.3	
52 Carbon tetrachloride	117	4.976	4.976	0.000	98	51689	20.0	21.8	
53 1,1-Dichloropropene	75	5.009	5.009	0.000	94	32561	20.0	17.1	
54 Isobutyl alcohol	43	5.124	5.124	0.000	92	20213	NC	NC	
55 Benzene	78	5.206	5.214	-0.008	96	116820	20.0	23.2	
$ 56 1,2-Dichloroethane-d4 (Sur	65	5.222	5.230	-0.008	98	80907	50.0	47.0	
57 Isopropyl acetate	43	5.264	5.263	0.001	82	60757	20.0	23.5	
58 Tert-amyl methyl ether	73	5.272	5.271	0.001	90	81895	NC	NC	
59 1,2-Dichloroethane	62	5.305	5.304	0.001	95	45056	20.0	18.8	
60 n-Heptane	57	5.354	5.362	-0.008	84	10755	20.0	16.7	
* 61 Fluorobenzene	96	5.502	5.502	0.000	99	250500	50.0	50.0	
62 n-Butanol	56	5.806	5.806	0.000	92	9803	500.0	294.9	
63 Trichloroethene	95	5.855	5.855	0.000	93	25049	20.0	17.6	
64 Ethyl acrylate	55	5.987	5.986	0.001	90	46463	20.0	22.2	
65 Methylcyclohexane	83	5.987	5.986	0.001	90	45977	20.0	21.4	
66 1,2-Dichloropropane	63	6.151	6.159	-0.008	83	20243	20.0	18.7	
* 67 1,4-Dioxane-d8	96	6.208	6.208	0.000	73	10898	1000.0	1000.0	
68 Methyl methacrylate	100	6.225	6.233	-0.008	88	6298	40.0	24.2	
69 1,4-Dioxane	88	6.274	6.274	0.000	40	4472	400.0	314.9	
71 Dibromomethane	93	6.282	6.282	0.000	93	16734	20.0	17.9	
70 n-Propyl acetate	43	6.282	6.290	-0.008	69	12339	20.0	14.9	
72 Dichlorobromomethane	83	6.430	6.438	-0.008	99	29838	20.0	17.2	
74 2-Nitropropane	41	6.784	6.783	0.001	93	7154	NC	NC	
75 Epichlorohydrin	57	6.890	6.890	0.000	97	25801	400.0	353.3	
76 cis-1,3-Dichloropropene	75	6.940	6.940	0.000	93	24186	20.0	15.4	
77 4-Methyl-2-pentanone (MIBK	43	7.112	7.112	0.000	96	66022	100.0	105.7	
$ 78 Toluene-d8 (Surr)	98	7.194	7.194	0.000	98	159827	50.0	48.4	
79 Toluene	91	7.268	7.268	0.000	96	77373	20.0	19.1	
80 trans-1,3-Dichloropropene	75	7.622	7.622	0.000	98	17816	20.0	13.4	
81 Ethyl methacrylate	69	7.646	7.654	-0.008	88	10412	NC	NC	
82 1,1,2-Trichloroethane	83	7.835	7.843	-0.008	93	13041	20.0	17.2	
83 Tetrachloroethene	166	7.885	7.884	0.001	95	24691	20.0	18.8	
84 1,3-Dichloropropane	76	8.049	8.057	-0.008	92	21380	20.0	15.6	
85 2-Hexanone	43	8.123	8.123	0.000	96	28537	100.0	89.3	

Compound	Sig	RT (min.)	Exp RT (min.)	Dlt RT (min.)	Q	Response	Cal Amt ug/l	OnCol Amt ug/l	Flags
86 n-Butyl acetate	43	8.230	8.230	0.000	97	13530	20.0	18.8	
87 Chlorodibromomethane	129	8.287	8.287	0.000	97	19537	20.0	17.8	
88 Ethylene Dibromide	107	8.452	8.451	0.001	96	14897	20.0	16.3	
* 89 Chlorobenzene-d5	117	9.002	9.002	0.000	84	162959	50.0	50.0	
90 Chlorobenzene	112	9.035	9.035	0.000	97	62333	20.0	18.2	
91 Ethylbenzene	106	9.134	9.133	0.001	98	29358	20.0	17.7	
92 1,1,1,2-Tetrachloroethane	131	9.150	9.150	0.000	91	30762	20.0	23.1	
93 m-Xylene & p-Xylene	106	9.273	9.273	0.000	95	36493	20.0	18.2	
94 n-Butyl acrylate	73	9.676	9.676	0.000	96	8222	20.0	16.6	
95 o-Xylene	106	9.692	9.692	0.000	95	47635	20.0	21.1	
96 Styrene	104	9.725	9.725	0.000	98	68278	20.0	21.0	
97 Amyl acetate (mixed isomer	43	9.890	9.889	0.001	94	24885	20.0	18.2	
98 Bromoform	173	9.914	9.914	0.000	97	14931	20.0	18.6	
99 Isopropylbenzene	105	10.021	10.021	0.000	95	116187	20.0	22.1	
$ 100 4-Bromofluorobenzene	174	10.194	10.193	0.001	93	66563	50.0	50.4	
101 Bromobenzene	156	10.309	10.317	-0.008	91	36591	20.0	17.0	
102 1,1,2,2-Tetrachloroethane	83	10.342	10.341	0.001	97	32909	20.0	19.1	
103 N-Propylbenzene	91	10.366	10.366	0.000	99	130214	20.0	18.3	
104 1,2,3-Trichloropropane	110	10.383	10.382	0.001	96	10272	20.0	16.1	
105 trans-1,4-Dichloro-2-buten	53	10.399	10.399	0.000	73	6283	NC	NC	
107 2-Chlorotoluene	91	10.457	10.456	0.001	97	115535	20.0	20.1	
106 4-Ethyltoluene	105	10.457	10.456	0.001	98	125099	NC	NC	
108 1,3,5-Trimethylbenzene	105	10.514	10.514	0.000	96	125140	20.0	21.0	
109 4-Chlorotoluene	91	10.547	10.547	0.000	96	102822	20.0	20.0	
110 Butyl Methacrylate	87	10.588	10.588	0.000	95	29653	20.0	17.1	
111 tert-Butylbenzene	119	10.744	10.744	0.000	95	101990	20.0	18.8	
112 1,2,4-Trimethylbenzene	105	10.785	10.785	0.000	96	127947	20.0	20.6	
113 sec-Butylbenzene	105	10.900	10.900	0.000	98	143851	20.0	19.5	
115 4-Isopropyltoluene	119	10.999	10.999	0.000	97	132463	20.0	19.4	
114 1,3-Dichlorobenzene	146	10.999	11.007	-0.008	98	90747	20.0	20.5	
* 116 1,4-Dichlorobenzene-d4	152	11.048	11.056	-0.008	93	151754	50.0	50.0	
117 1,4-Dichlorobenzene	146	11.065	11.064	0.001	95	89149	20.0	19.0	
118 Benzyl chloride	91	11.163	11.171	-0.008	98	55672	20.0	15.3	
119 2,3-Dihydroindene	117	11.213	11.212	0.001	94	141035	NC	NC	
120 p-Diethylbenzene	119	11.245	11.245	0.000	94	85481	NC	NC	
121 n-Butylbenzene	92	11.262	11.262	0.000	97	72443	20.0	19.8	
122 1,2-Dichlorobenzene	146	11.311	11.311	0.000	95	90706	20.0	19.9	
123 1,2,4,5-Tetramethylbenzene	119	11.722	11.722	0.000	99	120551	NC	NC	
124 1,2-Dibromo-3-Chloropropan	75	11.804	11.804	0.000	93	7206	20.0	17.7	
125 1,3,5-Trichlorobenzene	180	11.895	11.894	0.001	97	70398	NC	NC	
126 1,2,4-Trichlorobenzene	180	12.305	12.305	0.000	93	67331	20.0	21.8	
127 Hexachlorobutadiene	225	12.371	12.371	0.000	95	30083	20.0	24.2	
128 Naphthalene	128	12.486	12.486	0.000	99	140581	20.0	22.4	
129 1,2,3-Trichlorobenzene	180	12.659	12.658	0.001	97	72269	20.0	24.9	
S 130 1,2-Dichloroethene, Total	100				0		40.0	40.8	
S 131 Xylenes, Total	100				0		40.0	39.3	

QC Flag Legend

Processing Flags

NC - Not Calibrated

Reagents:

GASES Li_00189	Amount Added:	20.00	Units: uL	
8260MIX1COMB_00049	Amount Added:	20.00	Units: uL	
ACROLEIN W_00060	Amount Added:	4.00	Units: uL	
8260ISNEW_00099	Amount Added:	1.00	Units: uL	Run Reagent
8260SURR250_00149	Amount Added:	1.00	Units: uL	Run Reagent

Report Date: 26-Jan-2017 15:55:37 Chrom Revision: 2.2 10-Jan-2017 11:26:10

TestAmerica Edison

Data File: \\ChromNA\Edison\ChromData\CVOAMS6\20170124-50761.b\F43311.D

Injection Date: 24-Jan-2017 15:58:30 Instrument ID: CVOAMS6 Operator ID:

Lims ID: 460-127124-B-3 MSD Worklist Smp#: 25

Client ID:

Purge Vol: 5.000 mL Dil. Factor: 10.0000 ALS Bottle#: 24

Method: 8260624W6 Limit Group: VOA 624 ICAL

Column: Rtx-624 (0.25 mm)

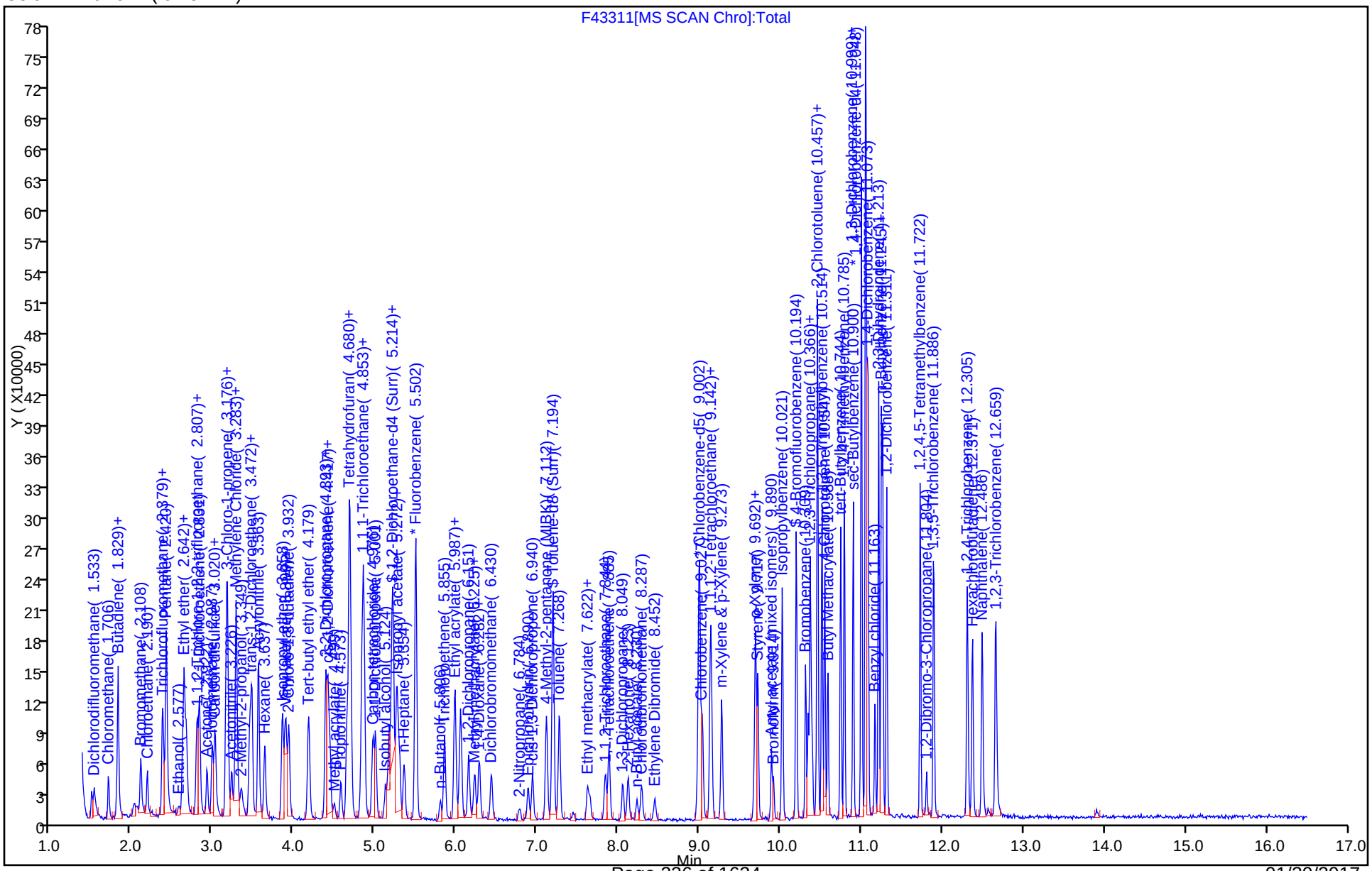

FORM I
GC/MS VOA ORGANICS ANALYSIS DATA SHEET

Lab Name: TestAmerica Edison
Job No.: 460-127124-1
SDG No.:
Client Sample ID:
Lab Sample ID: 460-127205-A-2 MSD
Matrix: Water
Lab File ID: F43359.D
Analysis Method: 624
Date Collected: 01/19/2017 11:20
Sample wt/vol: 5(mL)
Date Analyzed: 01/25/2017 16:47
Soil Aliquot Vol:
Dilution Factor: 5
Soil Extract Vol.:
GC Column: Rtx-624 ID: 0.25(mm)
% Moisture:
Level: (low/med) Low
Analysis Batch No.: 416336
Units: ug/L

CAS NO.	COMPOUND NAME	RESULT	Q	RL	MDL
71-55-6	1,1,1-Trichloroethane	105		5.0	1.4
79-34-5	1,1,2,2-Tetrachloroethane	93.7		5.0	0.95
79-00-5	1,1,2-Trichloroethane	81.1		5.0	0.40
75-34-3	1,1-Dichloroethane	97.3		5.0	1.2
75-35-4	1,1-Dichloroethene	112		5.0	1.7
87-61-6	1,2,3-Trichlorobenzene	122		5.0	1.8
120-82-1	1,2,4-Trichlorobenzene	107		5.0	1.4
96-12-8	1,2-Dibromo-3-Chloropropane	94.5		5.0	1.2
106-93-4	1,2-Dibromoethane	79.7		5.0	0.95
95-50-1	1,2-Dichlorobenzene	95.2		5.0	1.1
107-06-2	1,2-Dichloroethane	78.3		5.0	1.3
78-87-5	1,2-Dichloropropane	109		5.0	0.90
541-73-1	1,3-Dichlorobenzene	98.9		5.0	1.7
106-46-7	1,4-Dichlorobenzene	96.3		5.0	1.7
78-93-3	2-Butanone	620		25	11
591-78-6	2-Hexanone	674		25	3.6
108-10-1	4-Methyl-2-pentanone	854		25	3.2
67-64-1	Acetone	624		25	5.4
71-43-2	Benzene	760		5.0	0.45
75-27-4	Bromodichloromethane	84.4		5.0	0.75
75-25-2	Bromoform	74.9		5.0	0.90
74-83-9	Bromomethane	96.5		5.0	0.90
75-15-0	Carbon disulfide	127		5.0	1.1
56-23-5	Carbon tetrachloride	106		5.0	1.7
108-90-7	Chlorobenzene	87.3		5.0	1.2
67-66-3	Chloroform	100		5.0	1.1
74-87-3	Chloromethane	121		5.0	1.1
156-59-2	cis-1,2-Dichloroethene	94.5		5.0	1.3
10061-01-5	cis-1,3-Dichloropropene	76.9		5.0	0.80
110-82-7	Cyclohexane	271		5.0	1.3
124-48-1	Dibromochloromethane	84.3		5.0	1.1
75-71-8	Dichlorodifluoromethane	121		5.0	0.70
75-00-3	Ethyl Chloride	122		5.0	1.9
100-41-4	Ethylbenzene	659		5.0	1.5
76-13-1	Freon TF	109		5.0	1.7
98-82-8	Isopropylbenzene	156		5.0	1.6

FORM I
GC/MS VOA ORGANICS ANALYSIS DATA SHEET

Lab Name: TestAmerica Edison | Job No.: 460-127124-1

SDG No.:

Client Sample ID: | Lab Sample ID: 460-127205-A-2 MSD

Matrix: Water | Lab File ID: F43359.D

Analysis Method: 624 | Date Collected: 01/19/2017 11:20

Sample wt/vol: 5(mL) | Date Analyzed: 01/25/2017 16:47

Soil Aliquot Vol: | Dilution Factor: 5

Soil Extract Vol.: | GC Column: Rtx-624 ID: 0.25(mm)

% Moisture: | Level: (low/med) Low

Analysis Batch No.: 416336 | Units: ug/L

CAS NO.	COMPOUND NAME	RESULT	Q	RL	MDL
79-20-9	Methyl acetate	978		25	2.9
108-87-2	Methylcyclohexane	170		5.0	1.1
75-09-2	Methylene Chloride	132		5.0	1.1
1634-04-4	MTBE	114		5.0	0.65
179601-23-1	m-Xylene & p-Xylene	1200		5.0	1.4
95-47-6	o-Xylene	780		5.0	1.6
123-91-1	p-Dioxane	1190		250	44
100-42-5	Styrene	103		5.0	0.85
127-18-4	Tetrachloroethene	96.3		5.0	0.60
108-88-3	Toluene	760		5.0	1.3
156-60-5	trans-1,2-Dichloroethene	106		5.0	0.90
10061-02-6	trans-1,3-Dichloropropene	67.2		5.0	0.95
79-01-6	Trichloroethene	93.6		5.0	1.1
75-69-4	Trichlorofluoromethane	113		5.0	0.75
75-01-4	Vinyl chloride	123		5.0	0.30

CAS NO.	SURROGATE	%REC	Q	LIMITS
17060-07-0	1,2-Dichloroethane-d4 (Surr)	94		48-130
460-00-4	Bromofluorobenzene	101		71-131
1868-53-7	Dibromofluoromethane (Surr)	98		80-120
2037-26-5	Toluene-d8 (Surr)	102		80-120

TestAmerica Edison
Target Compound Quantitation Report

Data File: \\ChromNA\Edison\ChromData\CVOAMS6\20170125-50801.b\F43359.D
Lims ID: 460-127205-A-2 MSD
Client ID:
Sample Type: MSD
Inject. Date: 25-Jan-2017 16:47:30 ALS Bottle#: 27 Worklist Smp#: 28
Purge Vol: 5.000 mL Dil. Factor: 5.0000
Sample Info: 460-127205-A-2 MSD
Misc. Info.: 460-0050801-028
Operator ID: Instrument ID: CVOAMS6

Method: \\ChromNA\Edison\ChromData\CVOAMS6\20170125-50801.b\8260624W6.m
Limit Group: VOA 624 ICAL
Last Update: 26-Jan-2017 16:01:33 Calib Date: 30-Dec-2016 08:23:30
Integrator: RTE ID Type: Deconvolution ID
Quant Method: Internal Standard Quant By: Initial Calibration
Last ICal File: \\ChromNA\Edison\ChromData\CVOAMS6\20161230-50008.b\F42551.D

Column 1 : Rtx-624 (0.25 mm) Det: MS SCAN
Process Host: XAWRK014

First Level Reviewer: kaewink Date: 26-Jan-2017 11:21:14

Compound	Sig	RT (min.)	Exp RT (min.)	Dlt RT (min.)	Q	Response	Cal Amt ug/l	OnCol Amt ug/l	Flags
2 Dichlorodifluoromethane	85	1.533	1.541	-0.008	98	45757	20.0	24.2	
3 Chloromethane	50	1.705	1.714	-0.009	99	36081	20.0	24.2	
4 Vinyl chloride	62	1.812	1.820	-0.008	83	40572	20.0	24.7	
5 Butadiene	54	1.829	1.829	0.000	96	45234	20.0	23.5	
6 Bromomethane	94	2.108	2.116	-0.008	97	28329	20.0	19.3	
7 Chloroethane	64	2.190	2.190	0.000	100	29162	20.0	24.5	
8 Dichlorofluoromethane	67	2.371	2.379	-0.008	97	72875	NC	NC	
9 Trichlorofluoromethane	101	2.379	2.387	-0.008	52	59408	20.0	22.6	
10 Pentane	72	2.420	2.428	-0.008	94	20566	40.0	70.1	
11 Ethanol	46	2.576	2.585	-0.009	89	5389	800.0	936.7	
12 Ethyl ether	59	2.618	2.626	-0.008	94	23606	20.0	17.8	
13 2-Methyl-1,3-butadiene	53	2.642	2.642	0.000	87	31449	20.0	23.2	
14 1,2-Dichloro-1,1,2-trifluo	117	2.667	2.675	-0.008	90	30543	NC	NC	
15 Acrolein	56	2.798	2.798	0.000	48	8381	40.0	36.0	
16 1,1,2-Trichloro-1,2,2-trif	101	2.798	2.806	-0.008	95	32811	20.0	21.8	
17 1,1-Dichloroethene	96	2.831	2.839	-0.008	97	40822	20.0	22.5	
18 Acetone	43	2.922	2.930	-0.008	89	39298	100.0	124.9	
19 Iodomethane	142	2.987	2.987	0.000	96	68750	20.0	19.9	
20 Isopropyl alcohol	45	3.012	3.020	-0.008	36	14696	200.0	156.1	
21 Carbon disulfide	76	3.020	3.028	-0.008	100	114849	20.0	25.4	
22 3-Chloro-1-propene	41	3.160	3.160	0.000	89	79952	20.0	30.2	
24 Methyl acetate	43	3.176	3.176	0.000	97	167859	100.0	195.6	
23 Cyclopentene	67	3.176	3.176	0.000	87	107247	NC	NC	
31 Acetonitrile	41	3.250	3.234	0.016	77	30761	200.0	242.7	
* 26 TBA-d9 (IS)	46	3.275	3.283	-0.008	96	37433	1000.0	1000.0	
25 Methylene Chloride	84	3.283	3.291	-0.008	93	48502	20.0	26.4	
27 2-Methyl-2-propanol	59	3.349	3.357	-0.008	14	31256	200.0	211.4	
28 Methyl tert-butyl ether	73	3.456	3.456	0.000	94	108292	20.0	22.9	
29 trans-1,2-Dichloroethene	96	3.472	3.480	-0.008	93	40613	20.0	21.2	
30 Acrylonitrile	53	3.563	3.562	0.000	94	92170	200.0	181.0	
32 Hexane	43	3.636	3.636	0.000	87	25754	20.0	32.1	

Compound	Sig	RT (min.)	Exp RT (min.)	Dlt RT (min.)	Q	Response	Cal Amt ug/l	OnCol Amt ug/l	Flags
33 Isopropyl ether	45	3.850	3.858	-0.008	93	83583	20.0	28.6	
34 1,1-Dichloroethane	63	3.891	3.891	0.000	99	58926	20.0	19.5	
35 Vinyl acetate	86	3.908	3.899	0.009	99	6972	40.0	26.2	
36 2-Chloro-1,3-butadiene	88	3.932	3.932	0.000	92	25511	NC	NC	
37 Tert-butyl ethyl ether	59	4.179	4.179	0.000	88	86664	NC	NC	
* 38 2-Butanone-d5	46	4.384	4.392	-0.008	80	49561	250.0	250.0	
39 2,2-Dichloropropane	97	4.392	4.401	-0.009	94	9415	20.0	17.4	
40 cis-1,2-Dichloroethene	96	4.417	4.417	0.000	98	40174	20.0	18.9	
42 2-Butanone (MEK)	72	4.442	4.442	0.000	97	11135	100.0	124.0	
41 Ethyl acetate	70	4.442	4.442	0.000	96	3632	40.0	42.8	
43 Methyl acrylate	55	4.491	4.499	-0.008	93	11711	NC	NC	
44 Propionitrile	54	4.573	4.581	-0.008	97	29482	NC	NC	
45 Chlorobromomethane	128	4.655	4.655	0.000	79	19073	20.0	17.7	
46 Tetrahydrofuran	42	4.655	4.655	0.000	43	14447	40.0	58.9	
47 Methacrylonitrile	67	4.680	4.680	0.000	94	92979	NC	NC	
48 Chloroform	83	4.696	4.705	-0.009	98	68281	20.0	20.1	
49 Cyclohexane	56	4.836	4.836	0.000	94	98540	20.0	54.2	
50 1,1,1-Trichloroethane	97	4.853	4.852	0.001	94	57286	20.0	21.1	
$ 51 Dibromofluoromethane (Surr	113	4.861	4.861	0.000	97	71821	50.0	49.1	
52 Carbon tetrachloride	117	4.968	4.967	0.001	89	50548	20.0	21.1	
53 1,1-Dichloropropene	75	5.000	5.000	0.000	92	36251	20.0	18.9	
54 Isobutyl alcohol	43	5.124	5.140	-0.016	88	23982	NC	NC	
55 Benzene	78	5.206	5.206	0.000	95	800121	20.0	152.1	
$ 56 1,2-Dichloroethane-d4 (Sur	65	5.222	5.222	0.000	98	81779	50.0	47.1	
57 Isopropyl acetate	43	5.263	5.263	0.000	77	59795	20.0	22.9	
58 Tert-amyl methyl ether	73	5.263	5.272	-0.009	85	86275	NC	NC	
59 1,2-Dichloroethane	62	5.296	5.304	-0.008	84	37947	20.0	15.7	
60 n-Heptane	57	5.354	5.362	-0.008	79	12735	20.0	19.6	
* 61 Fluorobenzene	96	5.502	5.502	0.000	99	252813	50.0	50.0	
62 n-Butanol	56	5.806	5.797	0.009	91	9241	500.0	339.2	
63 Trichloroethene	95	5.855	5.855	0.000	95	26940	20.0	18.7	
64 Ethyl acrylate	55	5.978	5.986	-0.008	83	68774	20.0	32.6	
65 Methylcyclohexane	83	5.987	5.986	0.000	92	73810	20.0	34.0	
66 1,2-Dichloropropane	63	6.151	6.151	0.000	88	23912	20.0	21.9	
* 67 1,4-Dioxane-d8	96	6.208	6.216	-0.008	73	11839	1000.0	1000.0	
68 Methyl methacrylate	100	6.233	6.233	0.000	92	5916	40.0	22.5	
69 1,4-Dioxane	88	6.258	6.274	-0.016	70	3666	400.0	237.6	
71 Dibromomethane	93	6.282	6.282	0.000	94	16098	20.0	17.1	
70 n-Propyl acetate	43	6.282	6.282	0.000	74	11387	20.0	13.6	
72 Dichlorobromomethane	83	6.430	6.430	0.000	99	29508	20.0	16.9	
74 2-Nitropropane	41	6.784	6.783	0.001	96	6381	NC	NC	
75 Epichlorohydrin	57	6.890	6.890	0.000	98	23882	400.0	456.9	
76 cis-1,3-Dichloropropene	75	6.940	6.940	0.000	97	25281	20.0	15.4	
77 4-Methyl-2-pentanone (MIBK	43	7.112	7.112	0.000	97	76375	100.0	170.9	
$ 78 Toluene-d8 (Surr)	98	7.194	7.194	0.000	99	176047	50.0	50.9	
79 Toluene	91	7.268	7.276	-0.008	97	644707	20.0	152.1	
80 trans-1,3-Dichloropropene	75	7.622	7.622	0.000	95	18706	20.0	13.4	
81 Ethyl methacrylate	69	7.646	7.646	0.000	82	12520	NC	NC	
82 1,1,2-Trichloroethane	83	7.835	7.843	-0.008	92	12838	20.0	16.2	
83 Tetrachloroethene	166	7.885	7.884	0.001	95	26442	20.0	19.3	
84 1,3-Dichloropropane	76	8.049	8.057	-0.008	96	22121	20.0	15.5	
85 2-Hexanone	43	8.115	8.123	-0.008	96	30821	100.0	134.7	

Compound	Sig	RT (min.)	Exp RT (min.)	Dlt RT (min.)	Q	Response	Cal Amt ug/l	OnCol Amt ug/l	Flags
86 n-Butyl acetate	43	8.230	8.230	0.000	97	14204	20.0	18.9	
87 Chlorodibromomethane	129	8.287	8.287	0.000	97	19338	20.0	16.9	
88 Ethylene Dibromide	107	8.443	8.451	-0.008	95	15207	20.0	15.9	
* 89 Chlorobenzene-d5	117	8.994	9.002	-0.008	85	170478	50.0	50.0	
90 Chlorobenzene	112	9.035	9.035	0.000	95	62473	20.0	17.5	
91 Ethylbenzene	106	9.134	9.142	-0.008	97	228571	20.0	131.7	
92 1,1,1,2-Tetrachloroethane	131	9.150	9.150	0.000	89	32796	20.0	23.5	
93 m-Xylene & p-Xylene	106	9.273	9.273	0.000	94	504317	20.0	240.8	
94 n-Butyl acrylate	73	9.676	9.676	0.000	95	11090	20.0	21.4	
95 o-Xylene	106	9.692	9.692	0.000	96	368581	20.0	156.0	
96 Styrene	104	9.717	9.725	-0.008	97	69895	20.0	20.5	
97 Amyl acetate (mixed isomer	43	9.890	9.889	0.001	94	28303	20.0	20.4	
98 Bromoform	173	9.914	9.914	0.000	97	12593	20.0	15.0	
99 Isopropylbenzene	105	10.021	10.021	0.000	95	171487	20.0	31.2	
$ 100 4-Bromofluorobenzene	174	10.194	10.193	0.001	93	69601	50.0	50.4	
101 Bromobenzene	156	10.309	10.317	-0.008	94	36726	20.0	16.9	
102 1,1,2,2-Tetrachloroethane	83	10.341	10.341	0.000	96	32753	20.0	18.7	
103 N-Propylbenzene	91	10.366	10.366	0.000	99	269762	20.0	37.4	
104 1,2,3-Trichloropropane	110	10.383	10.382	0.001	96	11026	20.0	17.1	
105 trans-1,4-Dichloro-2-buten	53	10.399	10.399	0.000	68	5860	NC	NC	
107 2-Chlorotoluene	91	10.457	10.456	0.000	74	160022	20.0	27.4	
106 4-Ethyltoluene	105	10.457	10.456	0.000	94	479504	NC	NC	
108 1,3,5-Trimethylbenzene	105	10.514	10.514	0.000	96	259403	20.0	43.0	
109 4-Chlorotoluene	91	10.547	10.547	0.000	96	107710	20.0	20.7	
110 Butyl Methacrylate	87	10.588	10.588	0.000	95	29150	20.0	16.6	
111 tert-Butylbenzene	119	10.744	10.744	0.000	96	112910	20.0	20.6	
112 1,2,4-Trimethylbenzene	105	10.785	10.785	0.000	96	744487	20.0	118.4	
113 sec-Butylbenzene	105	10.900	10.900	0.000	98	167847	20.0	22.5	
115 4-Isopropyltoluene	119	10.999	10.999	0.000	98	146410	20.0	21.2	
114 1,3-Dichlorobenzene	146	10.999	10.999	0.000	98	88812	20.0	19.8	
* 116 1,4-Dichlorobenzene-d4	152	11.048	11.048	0.000	93	153675	50.0	50.0	
117 1,4-Dichlorobenzene	146	11.065	11.064	0.001	96	91705	20.0	19.3	
118 Benzyl chloride	91	11.163	11.163	0.000	99	55432	20.0	15.1	
119 2,3-Dihydroindene	117	11.212	11.212	0.000	96	373926	NC	NC	
120 p-Diethylbenzene	119	11.245	11.245	0.000	96	118840	NC	NC	
121 n-Butylbenzene	92	11.262	11.262	0.000	97	80939	20.0	21.8	
122 1,2-Dichlorobenzene	146	11.311	11.311	0.000	97	87896	20.0	19.0	
123 1,2,4,5-Tetramethylbenzene	119	11.730	11.722	0.008	98	187298	NC	NC	
124 1,2-Dibromo-3-Chloropropan	75	11.804	11.804	0.000	93	7789	20.0	18.9	
125 1,3,5-Trichlorobenzene	180	11.894	11.886	0.008	97	68482	NC	NC	
126 1,2,4-Trichlorobenzene	180	12.305	12.305	0.000	94	67240	20.0	21.5	
127 Hexachlorobutadiene	225	12.371	12.371	0.000	95	29353	20.0	23.4	
128 Naphthalene	128	12.494	12.486	0.008	99	447345	20.0	70.3	
129 1,2,3-Trichlorobenzene	180	12.659	12.659	0.001	94	71490	20.0	24.3	
S 130 1,2-Dichloroethene, Total	100				0		40.0	40.1	
S 131 Xylenes, Total	100				0		40.0	396.7	

QC Flag Legend

Processing Flags

NC - Not Calibrated

Reagents:

GASES Li_00190	Amount Added:	20.00	Units: uL	
8260MIX1COMB_00049	Amount Added:	20.00	Units: uL	
ACROLEIN W_00060	Amount Added:	4.00	Units: uL	
8260ISNEW_00099	Amount Added:	1.00	Units: uL	Run Reagent
8260SURR250_00149	Amount Added:	1.00	Units: uL	Run Reagent

Report Date: 26-Jan-2017 16:02:25 Chrom Revision: 2.2 10-Jan-2017 11:26:10

TestAmerica Edison

Data File:	\\ChromNA\Edison\ChromData\CVOAMS6\20170125-50801.b\F43359.D				
Injection Date:	25-Jan-2017 16:47:30	Instrument ID:	CVOAMS6	Operator ID:	
Lims ID:	460-127205-A-2 MSD			Worklist Smp#:	28
Client ID:					
Purge Vol:	5.000 mL	Dil. Factor:	5.0000	ALS Bottle#:	27
Method:	8260624W6	Limit Group:	VOA 624 ICAL		
Column: Rtx-624 (0.25 mm)					

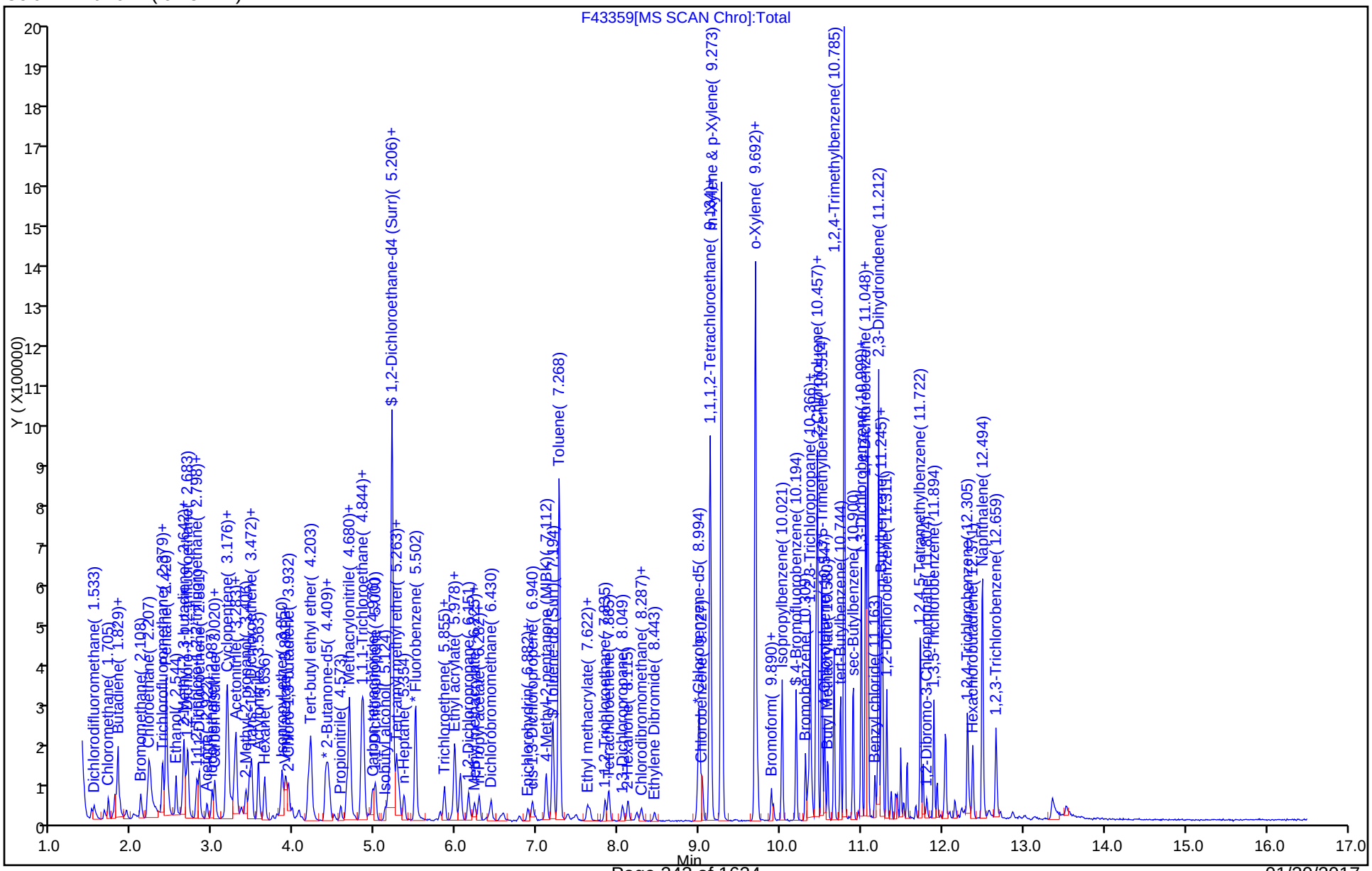

GC/MS VOA ANALYSIS RUN LOG

Lab Name: TestAmerica Edison Job No.: 460-127124-1

SDG No.:

Instrument ID: CVOAMS6 Start Date: 12/30/2016 04:34

Analysis Batch Number: 412559 End Date: 12/30/2016 11:33

LAB SAMPLE ID	CLIENT SAMPLE ID	DATE ANALYZED	DILUTION FACTOR	LAB FILE ID	COLUMN ID
BFB 460-412559/1		12/30/2016 04:34	1	F42542.D	Rtx-624 0.25(mm)
STD7 460-412559/3 IC		12/30/2016 05:38	1	F42544.D	Rtx-624 0.25(mm)
STD1 460-412559/5 IC		12/30/2016 06:25	1	F42546.D	Rtx-624 0.25(mm)
STD5 460-412559/6 IC		12/30/2016 06:48	1	F42547.D	Rtx-624 0.25(mm)
STD20 460-412559/7 ICIS		12/30/2016 07:12	1	F42548.D	Rtx-624 0.25(mm)
STD50 460-412559/8 IC		12/30/2016 07:35	1	F42549.D	Rtx-624 0.25(mm)
STD200 460-412559/9 IC		12/30/2016 07:59	1	F42550.D	Rtx-624 0.25(mm)
STD500 460-412559/10 IC		12/30/2016 08:23	1	F42551.D	Rtx-624 0.25(mm)
ICV 460-412559/15		12/30/2016 10:22	1		Rtx-624 0.25(mm)
ZZZZZ		12/30/2016 10:46	1		Rtx-624 0.25(mm)
ZZZZZ		12/30/2016 11:33	1		Rtx-624 0.25(mm)

GC/MS VOA ANALYSIS RUN LOG

Lab Name: TestAmerica Edison Job No.: 460-127124-1

SDG No.:

Instrument ID: CVOAMS6 Start Date: 01/24/2017 06:32

Analysis Batch Number: 416150 End Date: 01/24/2017 18:42

LAB SAMPLE ID	CLIENT SAMPLE ID	DATE ANALYZED	DILUTION FACTOR	LAB FILE ID	COLUMN ID
BFB 460-416150/1		01/24/2017 06:32	1	F43287.D	Rtx-624 0.25(mm)
CCVIS 460-416150/3		01/24/2017 07:16	1	F43289.D	Rtx-624 0.25(mm)
LCS 460-416150/4		01/24/2017 07:42	1	F43290.D	Rtx-624 0.25(mm)
MB 460-416150/7		01/24/2017 08:54	1	F43293.D	Rtx-624 0.25(mm)
460-127124-3 MS		01/24/2017 15:34	10	F43310.D	Rtx-624 0.25(mm)
460-127124-3 MSD		01/24/2017 15:58	10	F43311.D	Rtx-624 0.25(mm)
460-127124-3		01/24/2017 17:08	1	F43314.D	Rtx-624 0.25(mm)
ZZZZZ		01/24/2017 18:42	2		Rtx-624 0.25(mm)

GC/MS VOA ANALYSIS RUN LOG

Lab Name: TestAmerica Edison Job No.: 460-127124-1

SDG No.:

Instrument ID: CVOAMS6 Start Date: 01/25/2017 06:14

Analysis Batch Number: 416336 End Date: 01/25/2017 19:32

LAB SAMPLE ID	CLIENT SAMPLE ID	DATE ANALYZED	DILUTION FACTOR	LAB FILE ID	COLUMN ID
BFB 460-416336/1		01/25/2017 06:14	1	F43332.D	Rtx-624 0.25(mm)
CCVIS 460-416336/3		01/25/2017 06:58	1	F43334.D	Rtx-624 0.25(mm)
LCS 460-416336/4		01/25/2017 07:23	1	F43335.D	Rtx-624 0.25(mm)
MB 460-416336/8		01/25/2017 08:56	1	F43339.D	Rtx-624 0.25(mm)
460-127205-A-2 MS		01/25/2017 16:24	5	F43358.D	Rtx-624 0.25(mm)
460-127205-A-2 MSD		01/25/2017 16:47	5	F43359.D	Rtx-624 0.25(mm)
ZZZZZ		01/25/2017 17:58	5		Rtx-624 0.25(mm)
460-127124-2		01/25/2017 18:45	25	F43364.D	Rtx-624 0.25(mm)
460-127124-1		01/25/2017 19:32	50	F43366.D	Rtx-624 0.25(mm)

624

Method 625

Semivolatile Organic Compounds (GC/MS) by Method 625

FORM II
GC/MS SEMI VOA SURROGATE RECOVERY

Lab Name: TestAmerica Edison Job No.: 460-127124-1

SDG No.:

Matrix: Water Level: Low

GC Column (1): Rtxi-5Sil M ID: 0.25(mm)

Client Sample ID	Lab Sample ID	2FP #	PHL #	NBZ #	FBP #	TBP #	TPHL #
DW-INF DL	460-127124-1 DL	36	17	84	91	86	75
DW-PPF	460-127124-2	36	18	95	109	97	84
DW-PCF	460-127124-3	33	19	90	99	86	115
	MB 460-416046/1-A	35	22	87	96	81	107
	LCS 460-416046/2-A	38	22	82	100	86	102
	LCS 460-416046/4-A	36	24	88	106	89	117
	LCSD 460-416046/3-A	32	20	82	100	95	110
	LCSD 460-416046/5-A	35	20	84	94	85	109

	QC LIMITS
2FP = 2-Fluorophenol	10-76
PHL = Phenol-d5	10-150
NBZ = Nitrobenzene-d5	49-125
FBP = 2-Fluorobiphenyl	44-129
TBP = 2,4,6-Tribromophenol	14-149
TPHL = Terphenyl-d14	28-150

Column to be used to flag recovery values

FORM II 625

FORM III
GC/MS SEMI VOA LAB CONTROL SAMPLE RECOVERY

Lab Name: TestAmerica Edison Job No.: 460-127124-1

SDG No.:

Matrix: Water Level: Low Lab File ID: M237816.D

Lab ID: LCS 460-416046/2-A Client ID:

COMPOUND	SPIKE ADDED (ug/L)	LCS CONCENTRATION (ug/L)	LCS % REC	QC LIMITS REC	#
2,2'-oxybis[1-chloropropane]	80.0	62.3	78	36-166	
2,4,5-Trichlorophenol	80.0	80.8	101	54-123	
2,4,6-Trichlorophenol	80.0	86.4	108	37-144	
2,4-Dichlorophenol	80.0	62.3	78	39-135	
2,4-Dimethylphenol	80.0	59.8	75	32-119	
2,4-Dinitrophenol	160	148	92	0.1-191	
2,4-Dinitrotoluene	80.0	76.7	96	39-139	
2,6-Dinitrotoluene	80.0	84.2	105	50-158	
2-Chloronaphthalene	80.0	79.7	100	60-118	
2-Chlorophenol	80.0	49.5	62	23-134	
2-Methylnaphthalene	80.0	71.3	89	56-113	
2-Methylphenol	80.0	45.3	57	39-96	
2-Nitroaniline	80.0	73.5	92	54-128	
2-Nitrophenol	80.0	65.2	81	29-182	
3,3'-Dichlorobenzidine	80.0	89.2	112	0.1-262	
3-Nitroaniline	80.0	73.0	91	51-130	
4,6-Dinitro-2-methylphenol	160	150	93	0.1-181	
4-Bromophenyl phenyl ether	80.0	70.7	88	53-127	
4-Chloro-3-methylphenol	80.0	56.6	71	22-147	
4-Chloroaniline	80.0	62.7	78	49-117	
4-Chlorophenyl phenyl ether	80.0	79.7	100	25-158	
4-Methylphenol	80.0	36.7	46	32-90	
4-Nitroaniline	80.0	81.9	102	48-136	
4-Nitrophenol	160	38.9	24	0.1-132	
Acenaphthene	80.0	68.0	85	47-145	
Acenaphthylene	80.0	75.9	95	33-145	
Acetophenone	80.0	66.0	83	59-123	
Anthracene	80.0	73.4	92	27-133	
Benzo[a]anthracene	80.0	82.6	103	33-143	
Benzo[a]pyrene	80.0	84.0	105	17-163	
Benzo[b]fluoranthene	80.0	82.1	103	24-159	
Benzo[g,h,i]perylene	80.0	85.5	107	0.1-219	
Benzo[k]fluoranthene	80.0	83.4	104	11-162	
Bis(2-chloroethoxy)methane	80.0	67.6	85	33-184	
Bis(2-chloroethyl)ether	80.0	71.0	89	12-158	
Bis(2-ethylhexyl) phthalate	80.0	86.8	109	8-158	
Butyl benzyl phthalate	80.0	93.0	116	0.1-152	
Carbazole	80.0	78.5	98	64-129	
Chrysene	80.0	94.0	118	17-168	
Dibenz(a,h)anthracene	80.0	88.3	110	0.1-227	
Dibenzofuran	80.0	74.6	93	59-121	
Diethyl phthalate	80.0	74.5	93	0.1-114	

Column to be used to flag recovery and RPD values

FORM III 625

FORM III
GC/MS SEMI VOA LAB CONTROL SAMPLE RECOVERY

Lab Name: TestAmerica Edison Job No.: 460-127124-1

SDG No.:

Matrix: Water Level: Low Lab File ID: M237816.D

Lab ID: LCS 460-416046/2-A Client ID:

COMPOUND	SPIKE ADDED (ug/L)	LCS CONCENTRATION (ug/L)	LCS % REC	QC LIMITS REC	#
Dimethyl phthalate	80.0	73.9	92	0.1-112	
Di-n-butyl phthalate	80.0	70.9	89	1-118	
Di-n-octyl phthalate	80.0	84.9	106	4-146	
Diphenyl	80.0	74.5	93	56-121	
Fluoranthene	80.0	73.2	91	26-137	
Fluorene	80.0	76.3	95	59-121	
Hexachlorobenzene	80.0	69.7	87	0.1-152	
Hexachlorobutadiene	80.0	65.3	82	24-116	
Hexachlorocyclopentadiene	80.0	57.0	71	27-124	
Hexachloroethane	80.0	65.3	82	40-113	
Indeno[1,2,3-cd]pyrene	80.0	89.4	112	0.1-171	
Isophorone	80.0	50.6	63	21-196	
Naphthalene	80.0	66.8	83	21-133	
Nitrobenzene	80.0	65.6	82	35-180	
N-Nitrosodi-n-propylamine	80.0	62.2	78	0.1-230	
N-Nitrosodiphenylamine	80.0	78.9	99	53-130	
Pentachlorophenol	160	152	95	14-176	
Phenanthrene	80.0	71.6	89	54-120	
Phenol	80.0	19.0	24	5-112	
Pyrene	80.0	81.7	102	52-115	

Column to be used to flag recovery and RPD values

FORM III 625

FORM III
GC/MS SEMI VOA LAB CONTROL SAMPLE RECOVERY

Lab Name: TestAmerica Edison Job No.: 460-127124-1

SDG No.:

Matrix: Water Level: Low Lab File ID: M237818.D

Lab ID: LCS 460-416046/4-A Client ID:

COMPOUND	SPIKE ADDED (ug/L)	LCS CONCENTRATION (ug/L)	LCS % REC	QC LIMITS REC	#
Atrazine	160	126	79	47-150	
Benzaldehyde	160	151	94	50-126	
Caprolactam	160	28.6	18	10-59	

Column to be used to flag recovery and RPD values

FORM III 625

FORM III
GC/MS SEMI VOA LAB CONTROL SAMPLE DUPLICATE RECOVERY

Lab Name: TestAmerica Edison Job No.: 460-127124-1

SDG No.:

Matrix: Water Level: Low Lab File ID: M237817.D

Lab ID: LCSD 460-416046/3-A Client ID:

COMPOUND	SPIKE ADDED (ug/L)	LCSD CONCENTRATION (ug/L)	LCSD % REC	% RPD	QC LIMITS RPD	QC LIMITS REC	#
2,2'-oxybis[1-chloropropane]	80.0	64.4	81	3	40	36-166	
2,4,5-Trichlorophenol	80.0	70.2	88	14	40	54-123	
2,4,6-Trichlorophenol	80.0	83.0	104	4	40	37-144	
2,4-Dichlorophenol	80.0	62.0	78	0	40	39-135	
2,4-Dimethylphenol	80.0	61.9	77	3	40	32-119	
2,4-Dinitrophenol	160	159	99	7	40	0.1-191	
2,4-Dinitrotoluene	80.0	82.1	103	7	40	39-139	
2,6-Dinitrotoluene	80.0	86.7	108	3	40	50-158	
2-Chloronaphthalene	80.0	75.6	94	5	40	60-118	
2-Chlorophenol	80.0	57.6	72	15	40	23-134	
2-Methylnaphthalene	80.0	68.8	86	4	40	56-113	
2-Methylphenol	80.0	41.7	52	8	40	39-96	
2-Nitroaniline	80.0	73.2	92	0	40	54-128	
2-Nitrophenol	80.0	72.3	90	10	40	29-182	
3,3'-Dichlorobenzidine	80.0	84.1	105	6	40	0.1-262	
3-Nitroaniline	80.0	82.5	103	12	40	51-130	
4,6-Dinitro-2-methylphenol	160	155	97	4	40	0.1-181	
4-Bromophenyl phenyl ether	80.0	67.9	85	4	40	53-127	
4-Chloro-3-methylphenol	80.0	56.0	70	1	40	22-147	
4-Chloroaniline	80.0	70.4	88	12	40	49-117	
4-Chlorophenyl phenyl ether	80.0	76.9	96	4	40	25-158	
4-Methylphenol	80.0	34.8	44	5	40	32-90	
4-Nitroaniline	80.0	89.7	112	9	40	48-136	
4-Nitrophenol	160	34.4	21	13	40	0.1-132	
Acenaphthene	80.0	65.9	82	3	40	47-145	
Acenaphthylene	80.0	76.0	95	0	40	33-145	
Acetophenone	80.0	67.1	84	2	40	59-123	
Anthracene	80.0	71.3	89	3	40	27-133	
Benzo[a]anthracene	80.0	79.5	99	4	40	33-143	
Benzo[a]pyrene	80.0	78.2	98	7	40	17-163	
Benzo[b]fluoranthene	80.0	75.2	94	9	40	24-159	
Benzo[g,h,i]perylene	80.0	79.8	100	7	40	0.1-219	
Benzo[k]fluoranthene	80.0	84.1	105	1	40	11-162	
Bis(2-chloroethoxy)methane	80.0	68.2	85	1	40	33-184	
Bis(2-chloroethyl)ether	80.0	75.1	94	6	40	12-158	
Bis(2-ethylhexyl) phthalate	80.0	89.3	112	3	40	8-158	
Butyl benzyl phthalate	80.0	96.3	120	4	40	0.1-152	
Carbazole	80.0	73.8	92	6	40	64-129	
Chrysene	80.0	93.0	116	1	40	17-168	
Dibenz(a,h)anthracene	80.0	84.8	106	4	40	0.1-227	
Dibenzofuran	80.0	76.3	95	2	40	59-121	
Diethyl phthalate	80.0	76.0	95	2	40	0.1-114	

Column to be used to flag recovery and RPD values

FORM III 625

FORM III
GC/MS SEMI VOA LAB CONTROL SAMPLE DUPLICATE RECOVERY

Lab Name: TestAmerica Edison Job No.: 460-127124-1

SDG No.:

Matrix: Water Level: Low Lab File ID: M237817.D

Lab ID: LCSD 460-416046/3-A Client ID:

COMPOUND	SPIKE ADDED (ug/L)	LCSD CONCENTRATION (ug/L)	LCSD % REC	% RPD	QC LIMITS RPD	QC LIMITS REC	#
Dimethyl phthalate	80.0	75.7	95	2	40	0.1-112	
Di-n-butyl phthalate	80.0	62.9	79	12	40	1-118	
Di-n-octyl phthalate	80.0	84.0	105	1	40	4-146	
Diphenyl	80.0	71.2	89	5	40	56-121	
Fluoranthene	80.0	63.2	79	15	40	26-137	
Fluorene	80.0	82.5	103	8	40	59-121	
Hexachlorobenzene	80.0	65.7	82	6	40	0.1-152	
Hexachlorobutadiene	80.0	60.8	76	7	40	24-116	
Hexachlorocyclopentadiene	80.0	55.4	69	3	40	27-124	
Hexachloroethane	80.0	70.7	88	8	40	40-113	
Indeno[1,2,3-cd]pyrene	80.0	84.4	105	6	40	0.1-171	
Isophorone	80.0	50.9	64	1	40	21-196	
Naphthalene	80.0	69.2	86	4	40	21-133	
Nitrobenzene	80.0	66.9	84	2	40	35-180	
N-Nitrosodi-n-propylamine	80.0	64.4	80	3	40	0.1-230	
N-Nitrosodiphenylamine	80.0	73.7	92	7	40	53-130	
Pentachlorophenol	160	134	84	12	40	14-176	
Phenanthrene	80.0	69.5	87	3	40	54-120	
Phenol	80.0	18.9	24	1	40	5-112	
Pyrene	80.0	93.6	117	14	40	52-115	*

Column to be used to flag recovery and RPD values

FORM III 625

FORM III
GC/MS SEMI VOA LAB CONTROL SAMPLE DUPLICATE RECOVERY

Lab Name: TestAmerica Edison Job No.: 460-127124-1

SDG No.:

Matrix: Water Level: Low Lab File ID: M237819.D

Lab ID: LCSD 460-416046/5-A Client ID:

COMPOUND	SPIKE ADDED (ug/L)	LCSD CONCENTRATION (ug/L)	LCSD % REC	% RPD	QC LIMITS		#
					RPD	REC	
Atrazine	160	165	103	27	40	47-150	
Benzaldehyde	160	143	89	5	40	50-126	
Caprolactam	160	32.3	20	12	40	10-59	

Column to be used to flag recovery and RPD values

FORM III 625

FORM IV
GC/MS SEMI VOA METHOD BLANK SUMMARY

Lab Name: TestAmerica Edison Job No.: 460-127124-1

SDG No.:

Lab File ID: M237815.D Lab Sample ID: MB 460-416046/1-A

Matrix: Water Date Extracted: 01/23/2017 11:41

Instrument ID: CBNAMS6 Date Analyzed: 01/26/2017 03:48

Level:(Low/Med) Low

THIS METHOD BLANK APPLIES TO THE FOLLOWING SAMPLES:

CLIENT SAMPLE ID	LAB SAMPLE ID	LAB FILE ID	DATE ANALYZED
	LCS 460-416046/2-A	M237816.D	01/26/2017 04:09
	LCSD 460-416046/3-A	M237817.D	01/26/2017 04:29
	LCS 460-416046/4-A	M237818.D	01/26/2017 04:50
	LCSD 460-416046/5-A	M237819.D	01/26/2017 05:10
DW-PPF	460-127124-2	M237824.D	01/26/2017 06:53
DW-PCF	460-127124-3	M237825.D	01/26/2017 07:57
DW-INF DL	460-127124-1 DL	M237829.D	01/26/2017 10:30

FORM V
GC/MS SEMI VOA INSTRUMENT PERFORMANCE CHECK
DECAFLUOROTRIPHENYLPHOSPHINE (DFTPP)

Lab Name: TestAmerica Edison Job No.: 460-127124-1

SDG No.:

Lab File ID: M237526.D DFTPP Injection Date: 01/18/2017

Instrument ID: CBNAMS6 DFTPP Injection Time: 11:05

Analysis Batch No.: 415169

M/E	ION ABUNDANCE CRITERIA	% RELATIVE ABUNDANCE	
51	30.0 - 60.0 % of mass 198	53.7	
68	Less than 2.0 % of mass 69	0.0	(0.0) 1
69	Mass 69 relative abundance	72.3	
70	Less than 2.0 % of mass 69	0.3	(0.4) 1
127	40.0 - 60.0 % of mass 198	41.6	
197	Less than 1.0 % of mass 198	0.0	
198	Base Peak, 100 % relative abundance	100.0	
199	5.0- 9.0 % of mass 198	6.9	
275	10.0 - 30.0 % of mass 198	25.4	
365	Greater than 1.0 % of mass 198	3.2	
441	Present but less than mass 443	6.8	(49.8) 3
442	Greater than 40.0 % of mass 198	72.2	
443	17.0 - 23.0 % of mass 442	13.7	(19.0) 2

1-Value is % mass 69 2-Value is % mass 442 3-Value is % mass 443

THIS CHECK APPLIES TO THE FOLLOWING SAMPLES, MS, MSD, BLANKS AND STANDARDS:

CLIENT SAMPLE ID	LAB SAMPLE ID	LAB FILE ID	DATE ANALYZED	TIME ANALYZED
	STD10 460-415169/10	M237535.D	01/18/2017	14:56
	STD24 460-415169/11	M237536.D	01/18/2017	15:18
	STD16 460-415169/12	M237537.D	01/18/2017	15:41
	STD4 460-415169/13	M237538.D	01/18/2017	16:03
	STD2 460-415169/14	M237539.D	01/18/2017	16:25
	STD1 460-415169/15	M237540.D	01/18/2017	16:48
	STD02 460-415169/16	M237541.D	01/18/2017	17:10

FORM V
GC/MS SEMI VOA INSTRUMENT PERFORMANCE CHECK
DECAFLUOROTRIPHENYLPHOSPHINE (DFTPP)

Lab Name: TestAmerica Edison Job No.: 460-127124-1

SDG No.:

Lab File ID: M237794.D DFTPP Injection Date: 01/25/2017

Instrument ID: CBNAMS6 DFTPP Injection Time: 15:53

Analysis Batch No.: 416442

M/E	ION ABUNDANCE CRITERIA	% RELATIVE ABUNDANCE	
51	30.0 - 60.0 % of mass 198	53.7	
68	Less than 2.0 % of mass 69	0.0	(0.0) 1
69	Mass 69 relative abundance	76.5	
70	Less than 2.0 % of mass 69	0.2	(0.2) 1
127	40.0 - 60.0 % of mass 198	44.6	
197	Less than 1.0 % of mass 198	0.0	
198	Base Peak, 100 % relative abundance	100.0	
199	5.0- 9.0 % of mass 198	7.2	
275	10.0 - 30.0 % of mass 198	29.0	
365	Greater than 1.0 % of mass 198	4.3	
441	Present but less than mass 443	7.0	(69.8) 3
442	Greater than 40.0 % of mass 198	56.0	
443	17.0 - 23.0 % of mass 442	10.1	(18.0) 2

1-Value is % mass 69 2-Value is % mass 442 3-Value is % mass 443

THIS CHECK APPLIES TO THE FOLLOWING SAMPLES, MS, MSD, BLANKS AND STANDARDS:

CLIENT SAMPLE ID	LAB SAMPLE ID	LAB FILE ID	DATE ANALYZED	TIME ANALYZED
	ICIS 460-416442/2	M237795.D	01/25/2017	16:11
	STD24 460-416442/3	M237796.D	01/25/2017	16:33
	STD16 460-416442/4	M237797.D	01/25/2017	16:56
	STD4 460-416442/5	M237798.D	01/25/2017	17:19
	STD2 460-416442/6	M237799.D	01/25/2017	17:41
	STD1 460-416442/7	M237800.D	01/25/2017	18:04
	STD02 460-416442/8	M237801.D	01/25/2017	18:27
	STD01 460-416442/9	M237802.D	01/25/2017	18:49
	CCV 460-416442/10	M237803.D	01/25/2017	19:12
	ICV 460-416442/11	M237804.D	01/25/2017	23:58
	MB 460-416046/1-A	M237815.D	01/26/2017	03:48
	LCS 460-416046/2-A	M237816.D	01/26/2017	04:09
	LCSD 460-416046/3-A	M237817.D	01/26/2017	04:29
	LCS 460-416046/4-A	M237818.D	01/26/2017	04:50
	LCSD 460-416046/5-A	M237819.D	01/26/2017	05:10
DW-PPF	460-127124-2	M237824.D	01/26/2017	06:53
DW-PCF	460-127124-3	M237825.D	01/26/2017	07:57
DW-INF DL	460-127124-1 DL	M237829.D	01/26/2017	10:30

FORM VIII
GC/MS SEMI VOA INTERNAL STANDARD AREA AND RETENTION TIME SUMMARY

Lab Name: TestAmerica Edison Job No.: 460-127124-1

SDG No.:

Sample No.: ICIS 460-416442/2 Date Analyzed: 01/25/2017 16:11

Instrument ID: CBNAMS6 GC Column: Rtxi-5Sil MS ID: 0.25(mm)

Lab File ID (Standard): M237795.D Heated Purge: (Y/N) N

Calibration ID: 60584

		DCBd4		NPT		ANT	
		AREA #	RT #	AREA #	RT #	AREA #	RT #
INITIAL CALIBRATION MID-POINT		469004	4.27	1407499	5.56	917158	7.32
UPPER LIMIT		938008	4.77	2814998	6.06	1834316	7.82
LOWER LIMIT		234502	3.77	703750	5.06	458579	6.82
LAB SAMPLE ID	CLIENT SAMPLE ID						
CCV 460-416442/10		562931	4.26	1949046	5.55	1336318	7.31
ICV 460-416442/11		461147	4.26	1628679	5.56	1033277	7.32
MB 460-416046/1-A		539328	4.26	1923941	5.55	1400841	7.31
LCS 460-416046/2-A		579825	4.27	1833505	5.56	1057094	7.32
LCSD 460-416046/3-A		666163	4.27	2148734	5.56	1315767	7.32
LCS 460-416046/4-A		552872	4.26	1889414	5.56	1271126	7.31
LCSD 460-416046/5-A		635658	4.27	2049026	5.55	1435308	7.31
460-127124-2	DW-PPF	661336	4.27	1956850	5.56	1212248	7.32
460-127124-3	DW-PCF	688461	4.27	2361553	5.56	1633082	7.32
460-127124-1 DL	DW-INF DL	818015	4.27	2459064	5.56	1566234	7.31

DCBd4 = 1,4-Dichlorobenzene-d4
NPT = Naphthalene-d8
ANT = Acenaphthene-d10

Area Limit = 50%-200% of internal standard area
RT Limit = ± 0.5 minutes of internal standard RT

Column used to flag values outside QC limits

FORM VIII 625

FORM VIII
GC/MS SEMI VOA INTERNAL STANDARD AREA AND RETENTION TIME SUMMARY

Lab Name: TestAmerica Edison Job No.: 460-127124-1

SDG No.:

Sample No.: ICIS 460-416442/2 Date Analyzed: 01/25/2017 16:11

Instrument ID: CBNAMS6 GC Column: Rtxi-5Sil MS ID: 0.25(mm)

Lab File ID (Standard): M237795.D Heated Purge: (Y/N) N

Calibration ID: 60584

		PHN		CRY		PRY	
		AREA #	RT #	AREA #	RT #	AREA #	RT #
INITIAL CALIBRATION MID-POINT		1594686	8.78	2471842	11.50	2596923	13.36
UPPER LIMIT		3189372	9.28	4943684	12.00	5193846	13.86
LOWER LIMIT		797343	8.28	1235921	11.00	1298462	12.86
LAB SAMPLE ID	CLIENT SAMPLE ID						
CCV 460-416442/10		2612558	8.77	3099822	11.49	3495580	13.35
ICV 460-416442/11		1888774	8.77	2728161	11.49	2985681	13.36
MB 460-416046/1-A		2764953	8.77	3235019	11.49	3412305	13.36
LCS 460-416046/2-A		1869664	8.78	2836665	11.50	3224782	13.37
LCSD 460-416046/3-A		2479021	8.78	2911111	11.50	3246102	13.36
LCS 460-416046/4-A		2522124	8.77	2828458	11.49	3494154	13.36
LCSD 460-416046/5-A		2599694	8.77	3300704	11.49	3358597	13.36
460-127124-2	DW-PPF	1984257	8.78	2391273	11.49	2244355	13.37
460-127124-3	DW-PCF	2930257	8.78	2999804	11.49	3122916	13.37
460-127124-1 DL	DW-INF DL	2539082	8.78	2621445	11.49	2918512	13.37

PHN = Phenanthrene-d10
CRY = Chrysene-d12
PRY = Perylene-d12

Area Limit = 50%-200% of internal standard area
RT Limit = ± 0.5 minutes of internal standard RT

Column used to flag values outside QC limits

FORM VIII 625

FORM I
GC/MS SEMI VOA ORGANICS ANALYSIS DATA SHEET

Lab Name: TestAmerica Edison | Job No.: 460-127124-1
SDG No.:
Client Sample ID: DW-INF DL | Lab Sample ID: 460-127124-1 DL
Matrix: Water | Lab File ID: M237829.D
Analysis Method: 625 | Date Collected: 01/20/2017 01:55
Extract. Method: 625 | Date Extracted: 01/23/2017 11:41
Sample wt/vol: 250(mL) | Date Analyzed: 01/26/2017 10:30
Con. Extract Vol.: 2(mL) | Dilution Factor: 2
Injection Volume: 5(uL) | Level: (low/med) Low
% Moisture: | GPC Cleanup:(Y/N) N
Analysis Batch No.: 416442 | Units: ug/L

CAS NO.	COMPOUND NAME	RESULT	Q	RL	MDL
108-60-1	2,2'-oxybis[1-chloropropane]	20	U	20	1.9
95-95-4	2,4,5-Trichlorophenol	20	U	20	0.98
88-06-2	2,4,6-Trichlorophenol	20	U	20	1.1
120-83-2	2,4-Dichlorophenol	20	U	20	1.3
105-67-9	2,4-Dimethylphenol	20	U	20	1.8
51-28-5	2,4-Dinitrophenol	40	U	40	4.7
121-14-2	2,4-Dinitrotoluene	4.0	U	4.0	2.1
606-20-2	2,6-Dinitrotoluene	4.0	U	4.0	1.8
91-58-7	2-Chloronaphthalene	20	U	20	1.2
95-57-8	2-Chlorophenol	20	U	20	1.5
91-57-6	2-Methylnaphthalene	4.5	J	20	1.8
95-48-7	2-Methylphenol	20	U	20	2.6
88-74-4	2-Nitroaniline	20	U	20	1.3
88-75-5	2-Nitrophenol	20	U	20	1.2
91-94-1	3,3'-Dichlorobenzidine	20	U	20	2.1
99-09-2	3-Nitroaniline	20	U	20	1.6
534-52-1	4,6-Dinitro-2-methylphenol	40	U	40	4.0
101-55-3	4-Bromophenyl phenyl ether	20	U	20	2.0
59-50-7	4-Chloro-3-methylphenol	20	U	20	1.5
106-47-8	4-Chloroaniline	20	U	20	1.5
7005-72-3	4-Chlorophenyl phenyl ether	20	U	20	1.9
106-44-5	4-Methylphenol	20	U	20	1.7
100-01-6	4-Nitroaniline	20	U	20	0.96
100-02-7	4-Nitrophenol	40	U	40	9.3
83-32-9	Acenaphthene	20	U	20	1.8
208-96-8	Acenaphthylene	20	U	20	1.3
98-86-2	Acetophenone	20	U	20	2.1
120-12-7	Anthracene	20	U	20	1.1
1912-24-9	Atrazine	4.0	U	4.0	1.5
100-52-7	Benzaldehyde	20	U	20	1.7
56-55-3	Benzo[a]anthracene	2.0	U	2.0	1.1
50-32-8	Benzo[a]pyrene	2.0	U	2.0	0.32
205-99-2	Benzo[b]fluoranthene	2.0	U	2.0	0.88
191-24-2	Benzo[g,h,i]perylene	20	U	20	1.5

FORM I
GC/MS SEMI VOA ORGANICS ANALYSIS DATA SHEET

Lab Name: TestAmerica Edison | Job No.: 460-127124-1
SDG No.:
Client Sample ID: DW-INF DL | Lab Sample ID: 460-127124-1 DL
Matrix: Water | Lab File ID: M237829.D
Analysis Method: 625 | Date Collected: 01/20/2017 01:55
Extract. Method: 625 | Date Extracted: 01/23/2017 11:41
Sample wt/vol: 250(mL) | Date Analyzed: 01/26/2017 10:30
Con. Extract Vol.: 2(mL) | Dilution Factor: 2
Injection Volume: 5(uL) | Level: (low/med) Low
% Moisture: | GPC Cleanup:(Y/N) N
Analysis Batch No.: 416442 | Units: ug/L

CAS NO.	COMPOUND NAME	RESULT	Q	RL	MDL
207-08-9	Benzo[k]fluoranthene	2.0	U	2.0	0.36
111-91-1	Bis(2-chloroethoxy)methane	20	U	20	1.4
111-44-4	Bis(2-chloroethyl)ether	2.0	U	2.0	0.24
117-81-7	Bis(2-ethylhexyl) phthalate	6.7		4.0	1.4
85-68-7	Butyl benzyl phthalate	20	U	20	1.2
105-60-2	Caprolactam	20	U	20	2.1
86-74-8	Carbazole	20	U	20	1.7
218-01-9	Chrysene	4.0	U	4.0	1.3
53-70-3	Dibenz(a,h)anthracene	2.0	U	2.0	0.18
132-64-9	Dibenzofuran	20	U	20	1.7
84-66-2	Diethyl phthalate	20	U	20	2.0
131-11-3	Dimethyl phthalate	20	U	20	2.0
84-74-2	Di-n-butyl phthalate	20	U	20	1.6
117-84-0	Di-n-octyl phthalate	20	U	20	1.4
92-52-4	Diphenyl	20	U	20	1.3
206-44-0	Fluoranthene	20	U	20	1.4
86-73-7	Fluorene	20	U	20	1.6
118-74-1	Hexachlorobenzene	2.0	U	2.0	0.94
87-68-3	Hexachlorobutadiene	2.0	U	2.0	1.5
77-47-4	Hexachlorocyclopentadiene	20	U	20	1.2
67-72-1	Hexachloroethane	2.0	U	2.0	0.18
193-39-5	Indeno[1,2,3-cd]pyrene	2.0	U	2.0	0.42
78-59-1	Isophorone	20	U	20	1.3
91-20-3	Naphthalene	2.5	J	20	1.6
98-95-3	Nitrobenzene	2.0	U	2.0	0.98
621-64-7	N-Nitrosodi-n-propylamine	2.0	U	2.0	1.7
86-30-6	N-Nitrosodiphenylamine	20	U	20	1.5
87-86-5	Pentachlorophenol	40	U	40	4.4
85-01-8	Phenanthrene	20	U	20	1.3
108-95-2	Phenol	20	U	20	0.82
129-00-0	Pyrene	20	U *	20	1.7

FORM I
GC/MS SEMI VOA ORGANICS ANALYSIS DATA SHEET

Lab Name: TestAmerica Edison | Job No.: 460-127124-1

SDG No.:

Client Sample ID: DW-INF DL | Lab Sample ID: 460-127124-1 DL

Matrix: Water | Lab File ID: M237829.D

Analysis Method: 625 | Date Collected: 01/20/2017 01:55

Extract. Method: 625 | Date Extracted: 01/23/2017 11:41

Sample wt/vol: 250(mL) | Date Analyzed: 01/26/2017 10:30

Con. Extract Vol.: 2(mL) | Dilution Factor: 2

Injection Volume: 5(uL) | Level: (low/med) Low

% Moisture: | GPC Cleanup:(Y/N) N

Analysis Batch No.: 416442 | Units: ug/L

CAS NO.	SURROGATE	%REC	Q	LIMITS
118-79-6	2,4,6-Tribromophenol	86		14-149
321-60-8	2-Fluorobiphenyl	91		44-129
367-12-4	2-Fluorophenol	36		10-76
4165-60-0	Nitrobenzene-d5	84		49-125
4165-62-2	Phenol-d5	17		10-150
1718-51-0	Terphenyl-d14	75		28-150

TestAmerica Edison
Target Compound Quantitation Report

Data File: \\ChromNA\Edison\ChromData\CBNAMS6\20170125-50828.b\M237829.D
Lims ID: 460-127124-N-1-A
Client ID: DW-INF
Sample Type: Client
Inject. Date: 26-Jan-2017 10:30:30 ALS Bottle#: 36 Worklist Smp#: 36
Injection Vol: 5.0 ul Dil. Factor: 2.0000
Sample Info: 460-0050828-036
Operator ID: Instrument ID: CBNAMS6

Method: \\ChromNA\Edison\ChromData\CBNAMS6\20170125-50828.b\8270LVI_R6.m
Limit Group: SV 625 ICAL
Last Update: 26-Jan-2017 12:27:54 Calib Date: 25-Jan-2017 18:49:30
Integrator: RTE ID Type: Deconvolution ID
Quant Method: Internal Standard Quant By: Initial Calibration
Last ICal File: \\ChromNA\Edison\ChromData\CBNAMS6\20170125-50828.b\M237802.D

Column 1 : Rtxi-5Sil MS (0.25 mm) Det: MS SCAN
Process Host: XAWRK014

First Level Reviewer: bayoumiw Date: 26-Jan-2017 12:27:54

Compound	Sig	RT (min.)	Adj RT (min.)	Dlt RT (min.)	Q	Response	OnCol Amt ug/ml	Flags
$ 4 2-Fluorophenol	112	2.998	2.984	0.014	59	177232	1.78	
$ 6 Phenol-d5	99	3.920	3.929	-0.009	58	134468	0.8404	
* 14 1,4-Dichlorobenzene-d4	152	4.270	4.260	0.010	87	818015	8.00	
$ 28 Nitrobenzene-d5	82	4.831	4.838	-0.007	95	1051773	4.22	
* 38 Naphthalene-d8	136	5.556	5.548	0.008	93	2459064	8.00	
39 Naphthalene	128	5.572	5.576	-0.004	57	42192	0.1538	
45 2-Methylnaphthalene	142	6.274	6.275	-0.001	71	63397	0.2842	
$ 52 2-Fluorobiphenyl	172	6.651	6.650	0.001	95	1284241	4.56	
* 64 Acenaphthene-d10	164	7.311	7.306	0.005	93	1566234	8.00	
$ 80 2,4,6-Tribromophenol	330	8.098	8.099	-0.001	92	607580	4.30	
* 87 Phenanthrene-d10	188	8.778	8.766	0.012	95	2539082	8.00	
$ 96 Terphenyl-d14	244	10.341	10.344	-0.003	98	1009507	3.76	
* 102 Chrysene-d12	240	11.493	11.485	0.008	96	2621445	8.00	
103 Bis(2-ethylhexyl) phthalat	149	11.539	11.533	0.006	86	73194	0.4208	
* 109 Perylene-d12	264	13.366	13.352	0.014	97	2918512	8.00	

Reagents:

SM_ISTD_LVI_00157 Amount Added: 20.00 Units: uL Run Reagent

Report Date: 26-Jan-2017 12:27:55 Chrom Revision: 2.2 10-Jan-2017 11:26:10

TestAmerica Edison

Data File:	\\ChromNA\Edison\ChromData\CBNAMS6\20170125-50828.b\M237829.D				
Injection Date:	26-Jan-2017 10:30:30	Instrument ID:	CBNAMS6	Operator ID:	
Lims ID:	460-127124-N-1-A	Lab Sample ID:	460-127124-1	Worklist Smp#:	36
Client ID:	DW-INF				
Injection Vol:	5.0 ul	Dil. Factor:	2.0000	ALS Bottle#:	36
Method:	8270LVI_R6	Limit Group:	SV 625 ICAL		

Column: Rtxi-5Sil MS (0.25 mm)

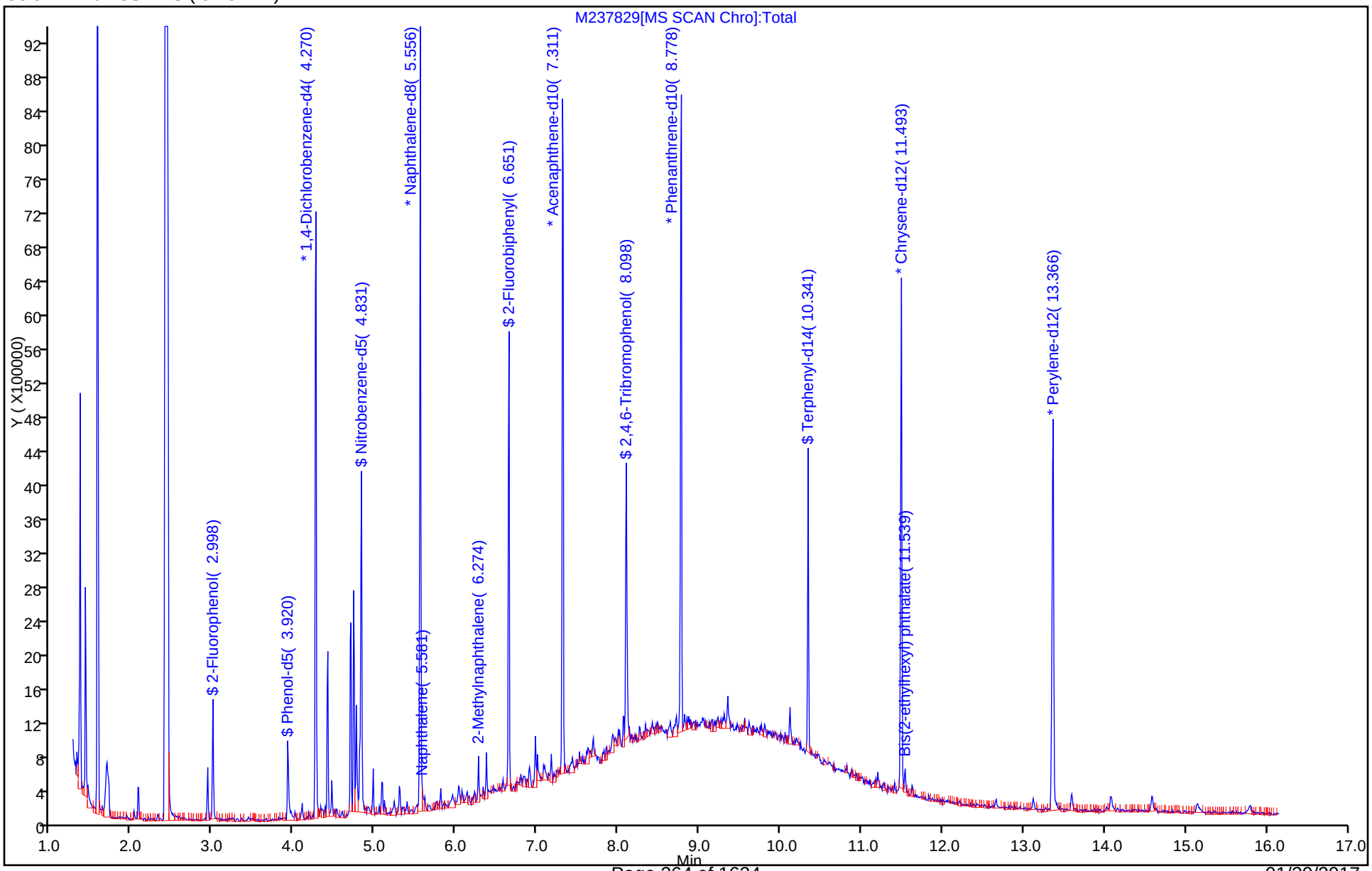

Report Date: 26-Jan-2017 12:27:55 Chrom Revision: 2.2 10-Jan-2017 11:26:10

TestAmerica Edison

Data File:	\\ChromNA\Edison\ChromData\CBNAMS6\20170125-50828.b\M237829.D				
Injection Date:	26-Jan-2017 10:30:30	Instrument ID:	CBNAMS6		
Lims ID:	460-127124-N-1-A	Lab Sample ID:	460-127124-1		
Client ID:	DW-INF				
Operator ID:		ALS Bottle#:	36	Worklist Smp#:	36
Injection Vol:	5.0 ul	Dil. Factor:	2.0000		
Method:	8270LVI_R6	Limit Group:	SV 625 ICAL		
Column:	Rtxi-5Sil MS (0.25 mm)	Detector	MS SCAN		

45 2-Methylnaphthalene, CAS: 91-57-6

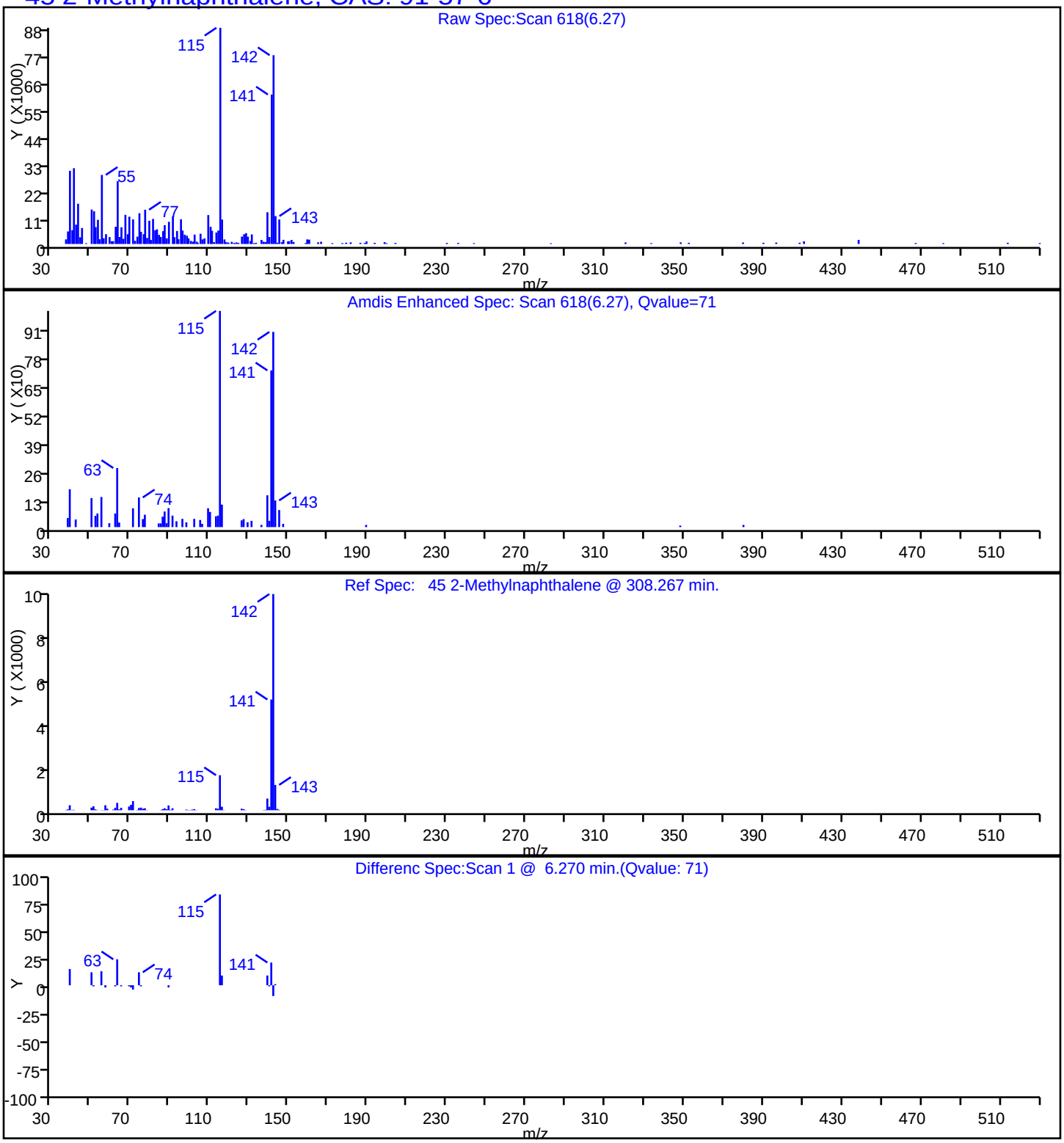

Report Date: 26-Jan-2017 12:27:55 Chrom Revision: 2.2 10-Jan-2017 11:26:10

TestAmerica Edison

Data File:	\\ChromNA\Edison\ChromData\CBNAMS6\20170125-50828.b\M237829.D				
Injection Date:	26-Jan-2017 10:30:30	Instrument ID:	CBNAMS6		
Lims ID:	460-127124-N-1-A	Lab Sample ID:	460-127124-1		
Client ID:	DW-INF				
Operator ID:		ALS Bottle#:	36	Worklist Smp#:	36
Injection Vol:	5.0 ul	Dil. Factor:	2.0000		
Method:	8270LVI_R6	Limit Group:	SV 625 ICAL		
Column:	Rtxi-5Sil MS (0.25 mm)	Detector	MS SCAN		

103 Bis(2-ethylhexyl) phthalate, CAS: 117-81-7

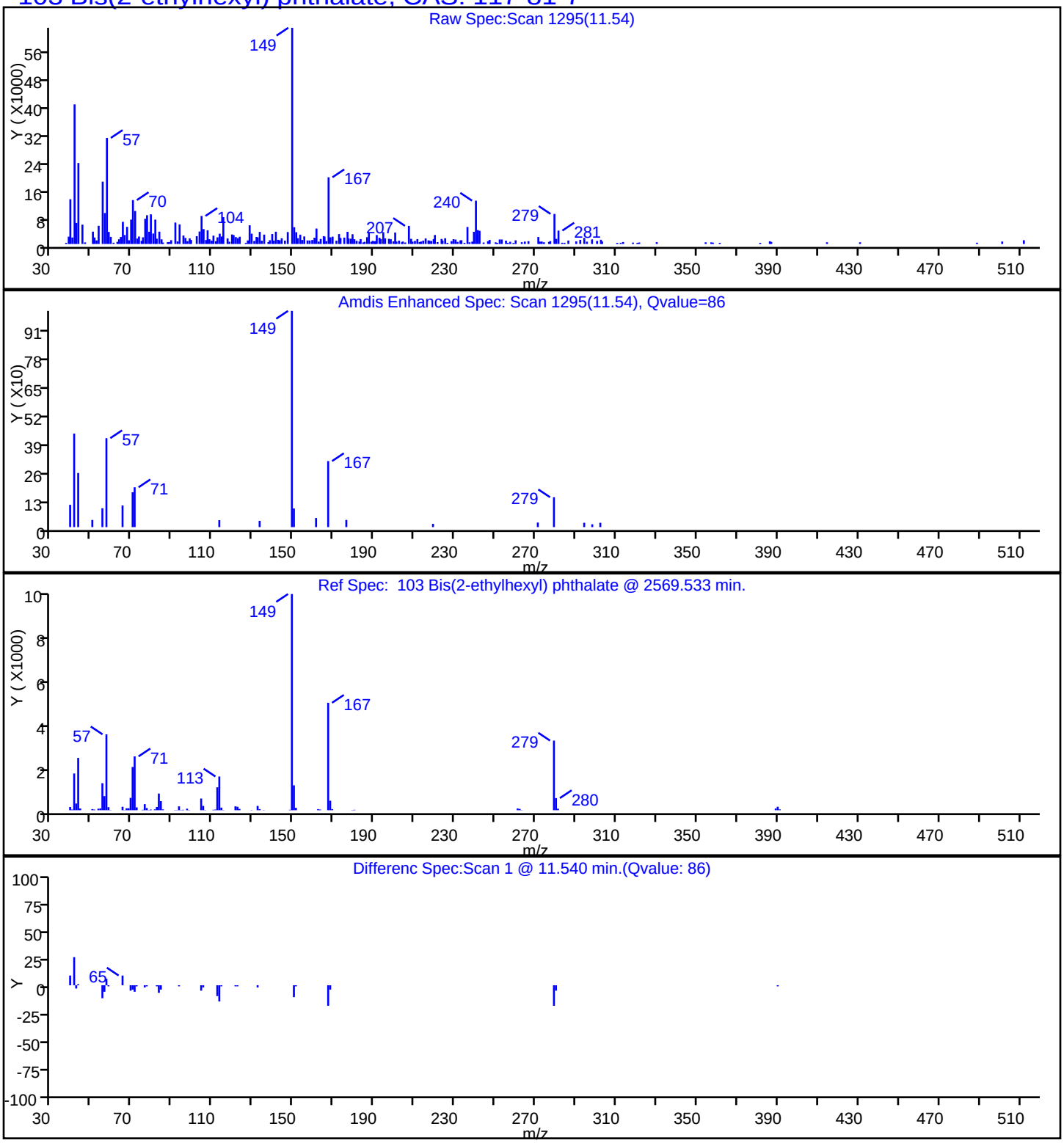

Report Date: 26-Jan-2017 12:27:55 Chrom Revision: 2.2 10-Jan-2017 11:26:10

TestAmerica Edison

Data File:	\\ChromNA\Edison\ChromData\CBNAMS6\20170125-50828.b\M237829.D				
Injection Date:	26-Jan-2017 10:30:30	Instrument ID:	CBNAMS6		
Lims ID:	460-127124-N-1-A	Lab Sample ID:	460-127124-1		
Client ID:	DW-INF				
Operator ID:		ALS Bottle#:	36	Worklist Smp#:	36
Injection Vol:	5.0 ul	Dil. Factor:	2.0000		
Method:	8270LVI_R6	Limit Group:	SV 625 ICAL		
Column:	Rtxi-5Sil MS (0.25 mm)	Detector	MS SCAN		

39 Naphthalene, CAS: 91-20-3

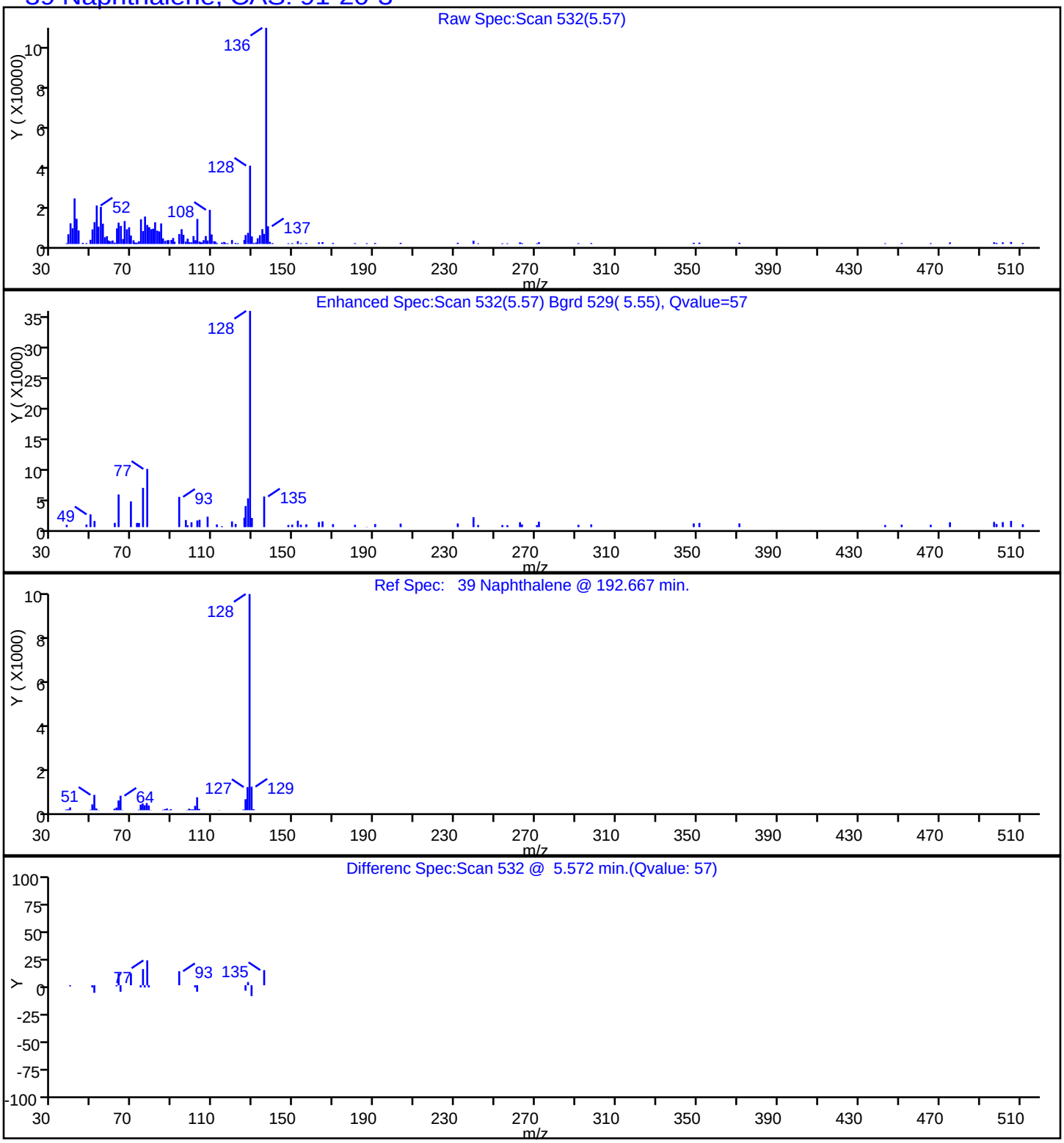

FORM I
GC/MS SEMI VOA ORGANICS ANALYSIS DATA SHEET

Lab Name: TestAmerica Edison | Job No.: 460-127124-1
SDG No.:
Client Sample ID: DW-PPF | Lab Sample ID: 460-127124-2
Matrix: Water | Lab File ID: M237824.D
Analysis Method: 625 | Date Collected: 01/20/2017 03:20
Extract. Method: 625 | Date Extracted: 01/23/2017 11:41
Sample wt/vol: 250(mL) | Date Analyzed: 01/26/2017 06:53
Con. Extract Vol.: 2(mL) | Dilution Factor: 1
Injection Volume: 5(uL) | Level: (low/med) Low
% Moisture: | GPC Cleanup:(Y/N) N
Analysis Batch No.: 416442 | Units: ug/L

CAS NO.	COMPOUND NAME	RESULT	Q	RL	MDL
108-60-1	2,2'-oxybis[1-chloropropane]	10	U	10	0.93
95-95-4	2,4,5-Trichlorophenol	10	U	10	0.49
88-06-2	2,4,6-Trichlorophenol	10	U	10	0.53
120-83-2	2,4-Dichlorophenol	10	U	10	0.63
105-67-9	2,4-Dimethylphenol	10	U	10	0.91
51-28-5	2,4-Dinitrophenol	20	U	20	2.4
121-14-2	2,4-Dinitrotoluene	2.0	U	2.0	1.0
606-20-2	2,6-Dinitrotoluene	2.0	U	2.0	0.88
91-58-7	2-Chloronaphthalene	10	U	10	0.61
95-57-8	2-Chlorophenol	10	U	10	0.74
91-57-6	2-Methylnaphthalene	6.5	J	10	0.88
95-48-7	2-Methylphenol	10	U	10	1.3
88-74-4	2-Nitroaniline	10	U	10	0.65
88-75-5	2-Nitrophenol	10	U	10	0.59
91-94-1	3,3'-Dichlorobenzidine	10	U	10	1.0
99-09-2	3-Nitroaniline	10	U	10	0.82
534-52-1	4,6-Dinitro-2-methylphenol	20	U	20	2.0
101-55-3	4-Bromophenyl phenyl ether	10	U	10	1.0
59-50-7	4-Chloro-3-methylphenol	10	U	10	0.76
106-47-8	4-Chloroaniline	10	U	10	0.73
7005-72-3	4-Chlorophenyl phenyl ether	10	U	10	0.96
106-44-5	4-Methylphenol	10	U	10	0.87
100-01-6	4-Nitroaniline	10	U	10	0.48
100-02-7	4-Nitrophenol	20	U	20	4.7
83-32-9	Acenaphthene	10	U	10	0.88
208-96-8	Acenaphthylene	10	U	10	0.65
98-86-2	Acetophenone	10	U	10	1.0
120-12-7	Anthracene	10	U	10	0.57
1912-24-9	Atrazine	2.0	U	2.0	0.77
100-52-7	Benzaldehyde	10	U	10	0.86
56-55-3	Benzo[a]anthracene	1.0	U	1.0	0.55
50-32-8	Benzo[a]pyrene	1.0	U	1.0	0.16
205-99-2	Benzo[b]fluoranthene	1.0	U	1.0	0.44
191-24-2	Benzo[g,h,i]perylene	10	U	10	0.75

FORM I
GC/MS SEMI VOA ORGANICS ANALYSIS DATA SHEET

Lab Name: TestAmerica Edison | Job No.: 460-127124-1
SDG No.:
Client Sample ID: DW-PPF | Lab Sample ID: 460-127124-2
Matrix: Water | Lab File ID: M237824.D
Analysis Method: 625 | Date Collected: 01/20/2017 03:20
Extract. Method: 625 | Date Extracted: 01/23/2017 11:41
Sample wt/vol: 250(mL) | Date Analyzed: 01/26/2017 06:53
Con. Extract Vol.: 2(mL) | Dilution Factor: 1
Injection Volume: 5(uL) | Level: (low/med) Low
% Moisture: | GPC Cleanup:(Y/N) N
Analysis Batch No.: 416442 | Units: ug/L

CAS NO.	COMPOUND NAME	RESULT	Q	RL	MDL
207-08-9	Benzo[k]fluoranthene	1.0	U	1.0	0.18
111-91-1	Bis(2-chloroethoxy)methane	10	U	10	0.69
111-44-4	Bis(2-chloroethyl)ether	1.0	U	1.0	0.12
117-81-7	Bis(2-ethylhexyl) phthalate	2.2		2.0	0.72
85-68-7	Butyl benzyl phthalate	10	U	10	0.60
105-60-2	Caprolactam	10	U	10	1.1
86-74-8	Carbazole	10	U	10	0.85
218-01-9	Chrysene	2.0	U	2.0	0.67
53-70-3	Dibenz(a,h)anthracene	1.0	U	1.0	0.090
132-64-9	Dibenzofuran	10	U	10	0.85
84-66-2	Diethyl phthalate	10	U	10	1.0
131-11-3	Dimethyl phthalate	10	U	10	0.98
84-74-2	Di-n-butyl phthalate	10	U	10	0.82
117-84-0	Di-n-octyl phthalate	10	U	10	0.69
92-52-4	Diphenyl	10	U	10	0.63
206-44-0	Fluoranthene	10	U	10	0.72
86-73-7	Fluorene	0.83	J	10	0.80
118-74-1	Hexachlorobenzene	1.0	U	1.0	0.47
87-68-3	Hexachlorobutadiene	1.0	U	1.0	0.76
77-47-4	Hexachlorocyclopentadiene	10	U	10	0.61
67-72-1	Hexachloroethane	1.0	U	1.0	0.090
193-39-5	Indeno[1,2,3-cd]pyrene	1.0	U	1.0	0.21
78-59-1	Isophorone	10	U	10	0.67
91-20-3	Naphthalene	3.3	J	10	0.80
98-95-3	Nitrobenzene	1.0	U	1.0	0.49
621-64-7	N-Nitrosodi-n-propylamine	1.0	U	1.0	0.83
86-30-6	N-Nitrosodiphenylamine	10	U	10	0.74
87-86-5	Pentachlorophenol	20	U	20	2.2
85-01-8	Phenanthrene	1.1	J	10	0.65
108-95-2	Phenol	10	U	10	0.41
129-00-0	Pyrene	10	U *	10	0.83

FORM I
GC/MS SEMI VOA ORGANICS ANALYSIS DATA SHEET

Lab Name: TestAmerica Edison | Job No.: 460-127124-1

SDG No.:

Client Sample ID: DW-PPF | Lab Sample ID: 460-127124-2

Matrix: Water | Lab File ID: M237824.D

Analysis Method: 625 | Date Collected: 01/20/2017 03:20

Extract. Method: 625 | Date Extracted: 01/23/2017 11:41

Sample wt/vol: 250(mL) | Date Analyzed: 01/26/2017 06:53

Con. Extract Vol.: 2(mL) | Dilution Factor: 1

Injection Volume: 5(uL) | Level: (low/med) Low

% Moisture: | GPC Cleanup:(Y/N) N

Analysis Batch No.: 416442 | Units: ug/L

CAS NO.	SURROGATE	%REC	Q	LIMITS
118-79-6	2,4,6-Tribromophenol	97		14-149
321-60-8	2-Fluorobiphenyl	109		44-129
367-12-4	2-Fluorophenol	36		10-76
4165-60-0	Nitrobenzene-d5	95		49-125
4165-62-2	Phenol-d5	18		10-150
1718-51-0	Terphenyl-d14	84		28-150

TestAmerica Edison
Target Compound Quantitation Report

Data File: \\ChromNA\Edison\ChromData\CBNAMS6\20170125-50828.b\M237824.D
Lims ID: 460-127124-Q-2-A
Client ID: DW-PPF
Sample Type: Client
Inject. Date: 26-Jan-2017 06:53:30 ALS Bottle#: 31 Worklist Smp#: 31
Injection Vol: 5.0 ul Dil. Factor: 1.0000
Sample Info: 460-0050828-031
Operator ID: Instrument ID: CBNAMS6

Method: \\ChromNA\Edison\ChromData\CBNAMS6\20170125-50828.b\8270LVI_R6.m
Limit Group: SV 625 ICAL
Last Update: 26-Jan-2017 12:23:11 Calib Date: 25-Jan-2017 18:49:30
Integrator: RTE ID Type: Deconvolution ID
Quant Method: Internal Standard Quant By: Initial Calibration
Last ICal File: \\ChromNA\Edison\ChromData\CBNAMS6\20170125-50828.b\M237802.D

Column 1 : Rtxi-5Sil MS (0.25 mm) Det: MS SCAN
Process Host: XAWRK014

First Level Reviewer: bayoumiw Date: 26-Jan-2017 12:23:11

Compound	Sig	RT (min.)	Adj RT (min.)	Dlt RT (min.)	Q	Response	OnCol Amt ug/ml	Flags
$ 4 2-Fluorophenol	112	2.987	2.984	0.003	64	293432	3.64	
$ 6 Phenol-d5	99	3.927	3.929	-0.002	61	237641	1.84	
* 14 1,4-Dichlorobenzene-d4	152	4.268	4.260	0.008	85	661336	8.00	
$ 28 Nitrobenzene-d5	82	4.829	4.838	-0.009	96	1881357	9.48	
* 38 Naphthalene-d8	136	5.557	5.548	0.009	94	1956850	8.00	
39 Naphthalene	128	5.574	5.576	-0.002	92	89081	0.4080	
45 2-Methylnaphthalene	142	6.277	6.275	0.002	81	143206	0.8066	
$ 52 2-Fluorobiphenyl	172	6.652	6.650	0.002	94	2380150	10.9	
* 64 Acenaphthene-d10	164	7.318	7.306	0.012	94	1212248	8.00	
75 Fluorene	166	7.851	7.854	-0.003	40	22208	0.1041	
$ 80 2,4,6-Tribromophenol	330	8.096	8.099	-0.003	94	1059443	9.70	
* 87 Phenanthrene-d10	188	8.776	8.766	0.010	95	1984257	8.00	
88 Phenanthrene	178	8.799	8.803	-0.004	67	34396	0.1398	
$ 96 Terphenyl-d14	244	10.344	10.344	0.000	98	2046848	8.36	
* 102 Chrysene-d12	240	11.494	11.485	0.009	96	2391273	8.00	
103 Bis(2-ethylhexyl) phthalat	149	11.540	11.533	0.007	32	44580	0.2810	
* 109 Perylene-d12	264	13.370	13.352	0.018	96	2244355	8.00	

Reagents:

SM_ISTD_LVI_00157 Amount Added: 20.00 Units: uL Run Reagent

Report Date: 26-Jan-2017 12:23:12 Chrom Revision: 2.2 10-Jan-2017 11:26:10

TestAmerica Edison

Data File:	\\ChromNA\Edison\ChromData\CBNAMS6\20170125-50828.b\M237824.D				
Injection Date:	26-Jan-2017 06:53:30	Instrument ID:	CBNAMS6	Operator ID:	
Lims ID:	460-127124-Q-2-A	Lab Sample ID:	460-127124-2	Worklist Smp#:	31
Client ID:	DW-PPF				
Injection Vol:	5.0 ul	Dil. Factor:	1.0000	ALS Bottle#:	31
Method:	8270LVI_R6	Limit Group:	SV 625 ICAL		

Column: Rtxi-5Sil MS (0.25 mm)

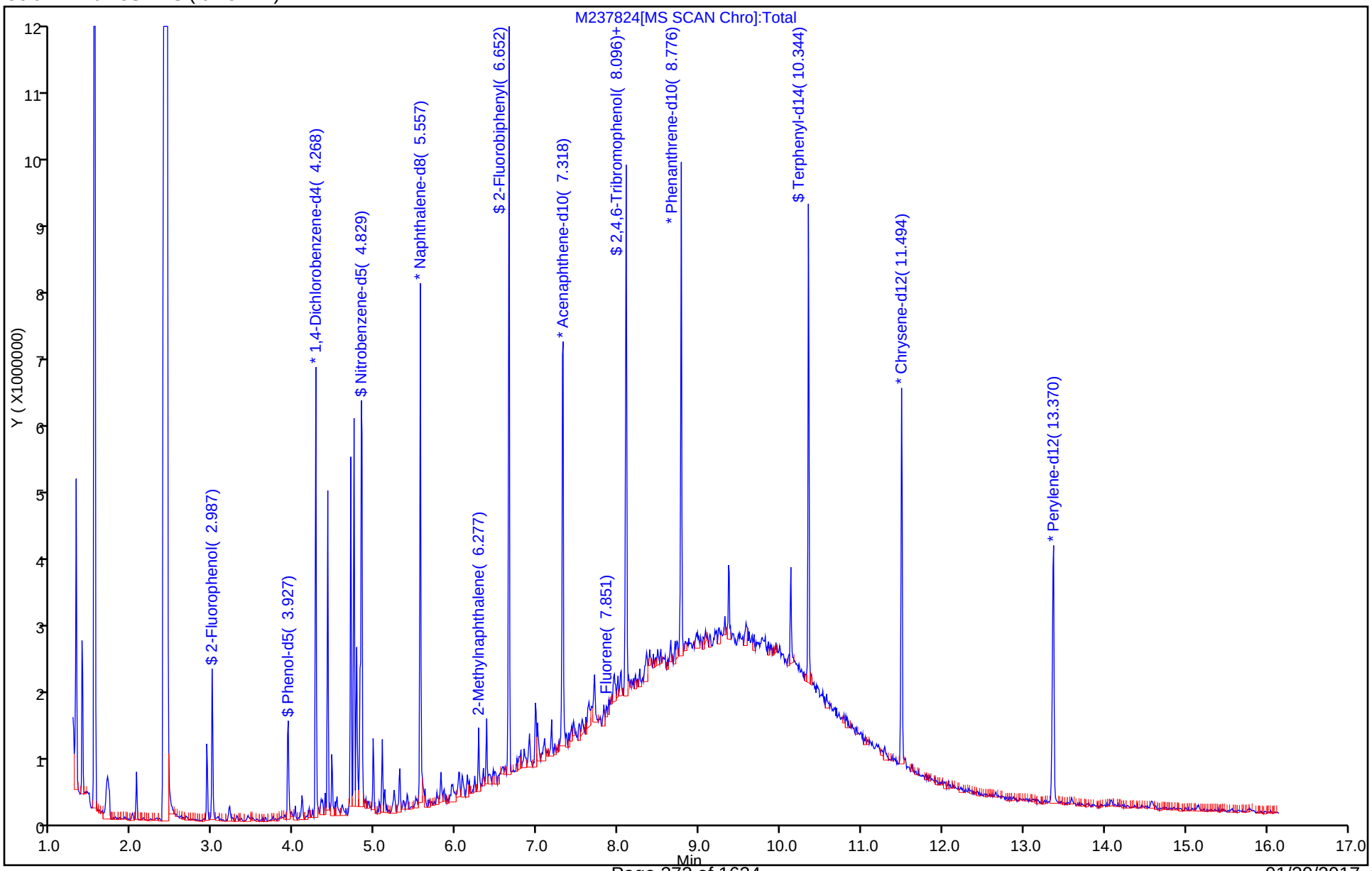

Report Date: 26-Jan-2017 12:23:12 Chrom Revision: 2.2 10-Jan-2017 11:26:10

TestAmerica Edison

Data File:	\\ChromNA\Edison\ChromData\CBNAMS6\20170125-50828.b\M237824.D				
Injection Date:	26-Jan-2017 06:53:30	Instrument ID:	CBNAMS6		
Lims ID:	460-127124-Q-2-A	Lab Sample ID:	460-127124-2		
Client ID:	DW-PPF				
Operator ID:		ALS Bottle#:	31	Worklist Smp#:	31
Injection Vol:	5.0 ul	Dil. Factor:	1.0000		
Method:	8270LVI_R6	Limit Group:	SV 625 ICAL		
Column:	Rtxi-5Sil MS (0.25 mm)	Detector	MS SCAN		

45 2-Methylnaphthalene, CAS: 91-57-6

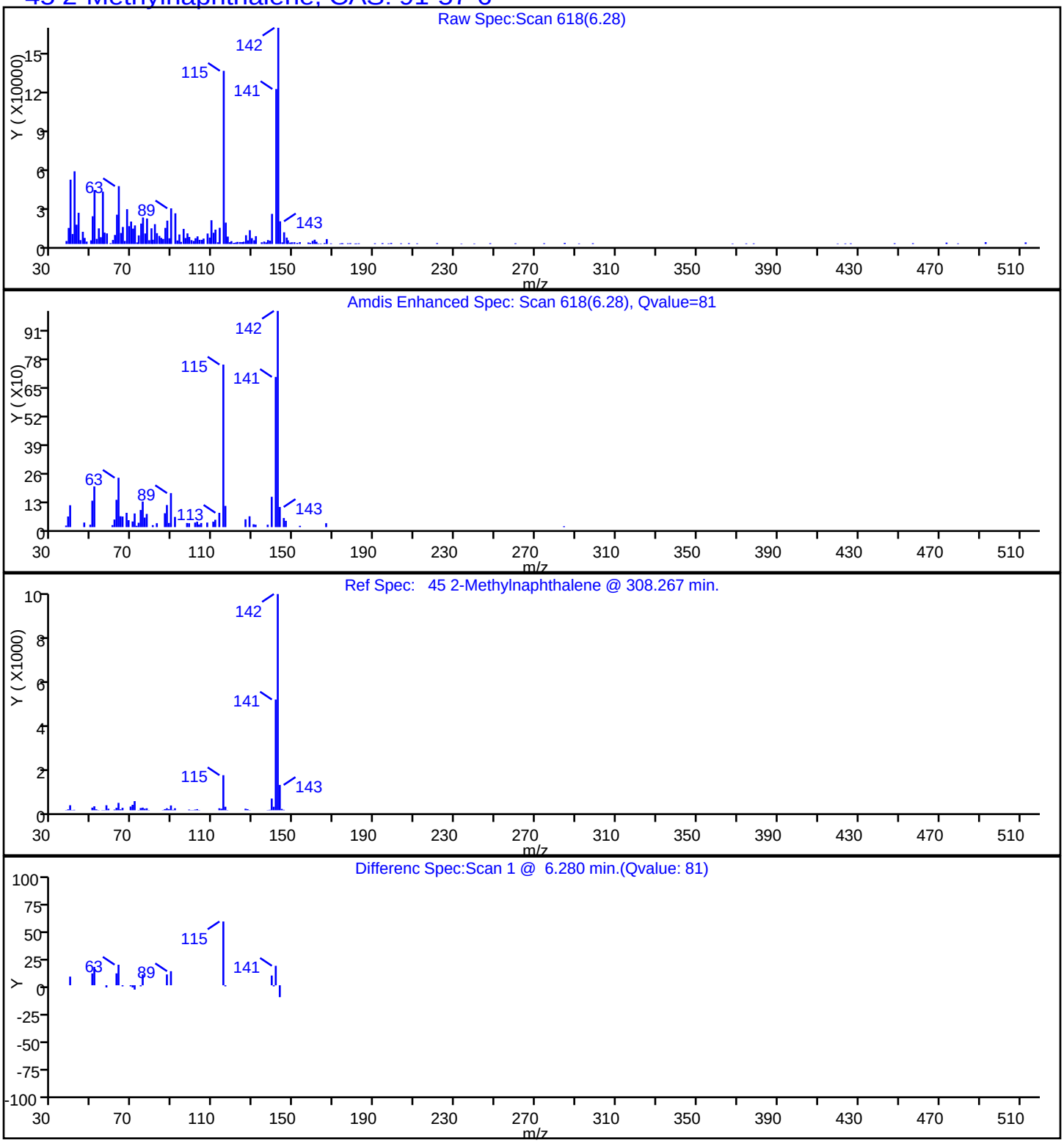

Report Date: 26-Jan-2017 12:23:12 Chrom Revision: 2.2 10-Jan-2017 11:26:10

TestAmerica Edison

Data File:	\\ChromNA\Edison\ChromData\CBNAMS6\20170125-50828.b\M237824.D				
Injection Date:	26-Jan-2017 06:53:30	Instrument ID:	CBNAMS6		
Lims ID:	460-127124-Q-2-A	Lab Sample ID:	460-127124-2		
Client ID:	DW-PPF				
Operator ID:		ALS Bottle#:	31	Worklist Smp#:	31
Injection Vol:	5.0 ul	Dil. Factor:	1.0000		
Method:	8270LVI_R6	Limit Group:	SV 625 ICAL		
Column:	Rtxi-5Sil MS (0.25 mm)	Detector	MS SCAN		

103 Bis(2-ethylhexyl) phthalate, CAS: 117-81-7

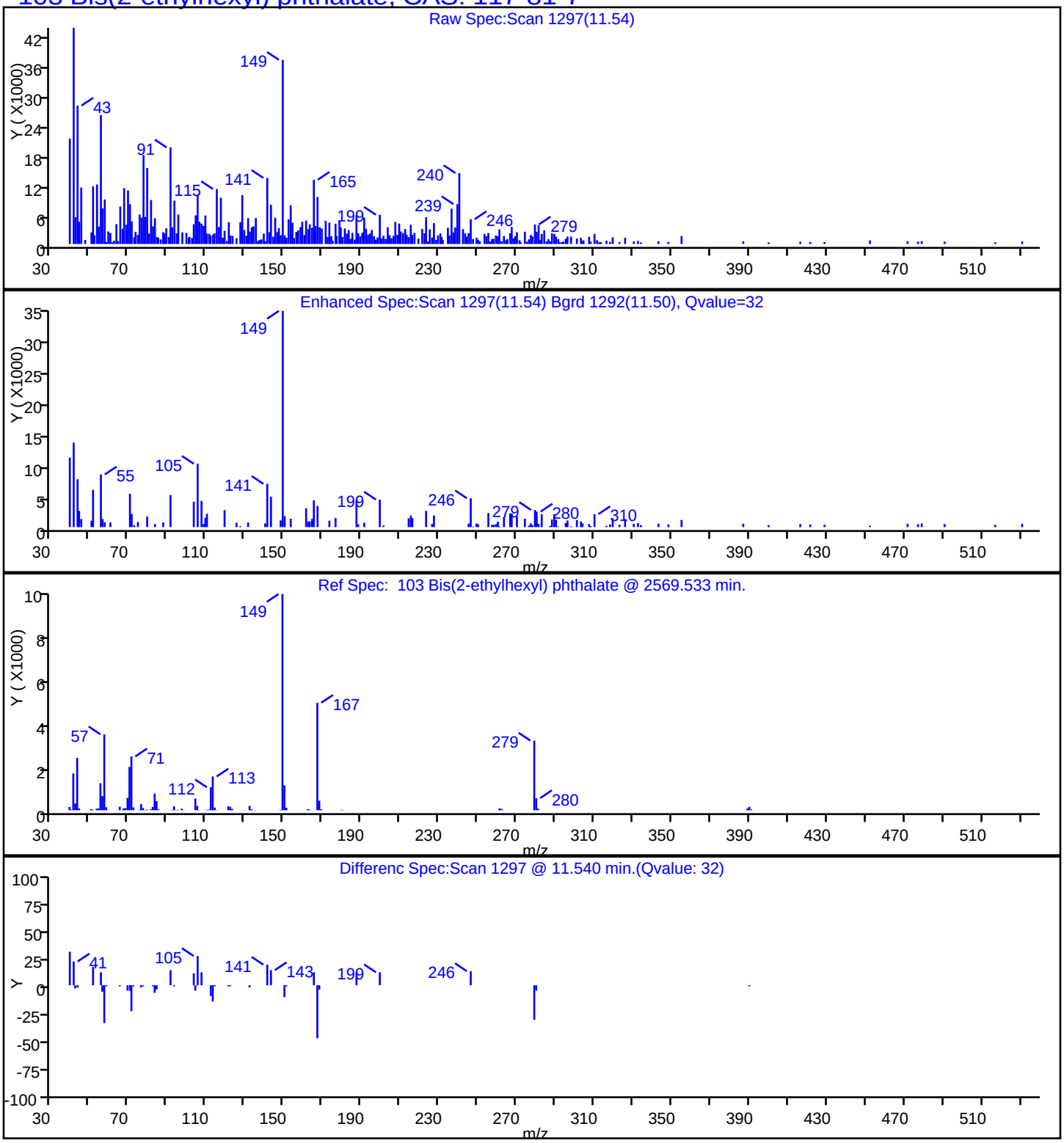

Report Date: 26-Jan-2017 12:23:12 Chrom Revision: 2.2 10-Jan-2017 11:26:10

TestAmerica Edison

Data File:	\\ChromNA\Edison\ChromData\CBNAMS6\20170125-50828.b\M237824.D				
Injection Date:	26-Jan-2017 06:53:30	Instrument ID:	CBNAMS6		
Lims ID:	460-127124-Q-2-A	Lab Sample ID:	460-127124-2		
Client ID:	DW-PPF				
Operator ID:		ALS Bottle#:	31	Worklist Smp#:	31
Injection Vol:	5.0 ul	Dil. Factor:	1.0000		
Method:	8270LVI_R6	Limit Group:	SV 625 ICAL		
Column:	Rtxi-5Sil MS (0.25 mm)	Detector	MS SCAN		

75 Fluorene, CAS: 86-73-7

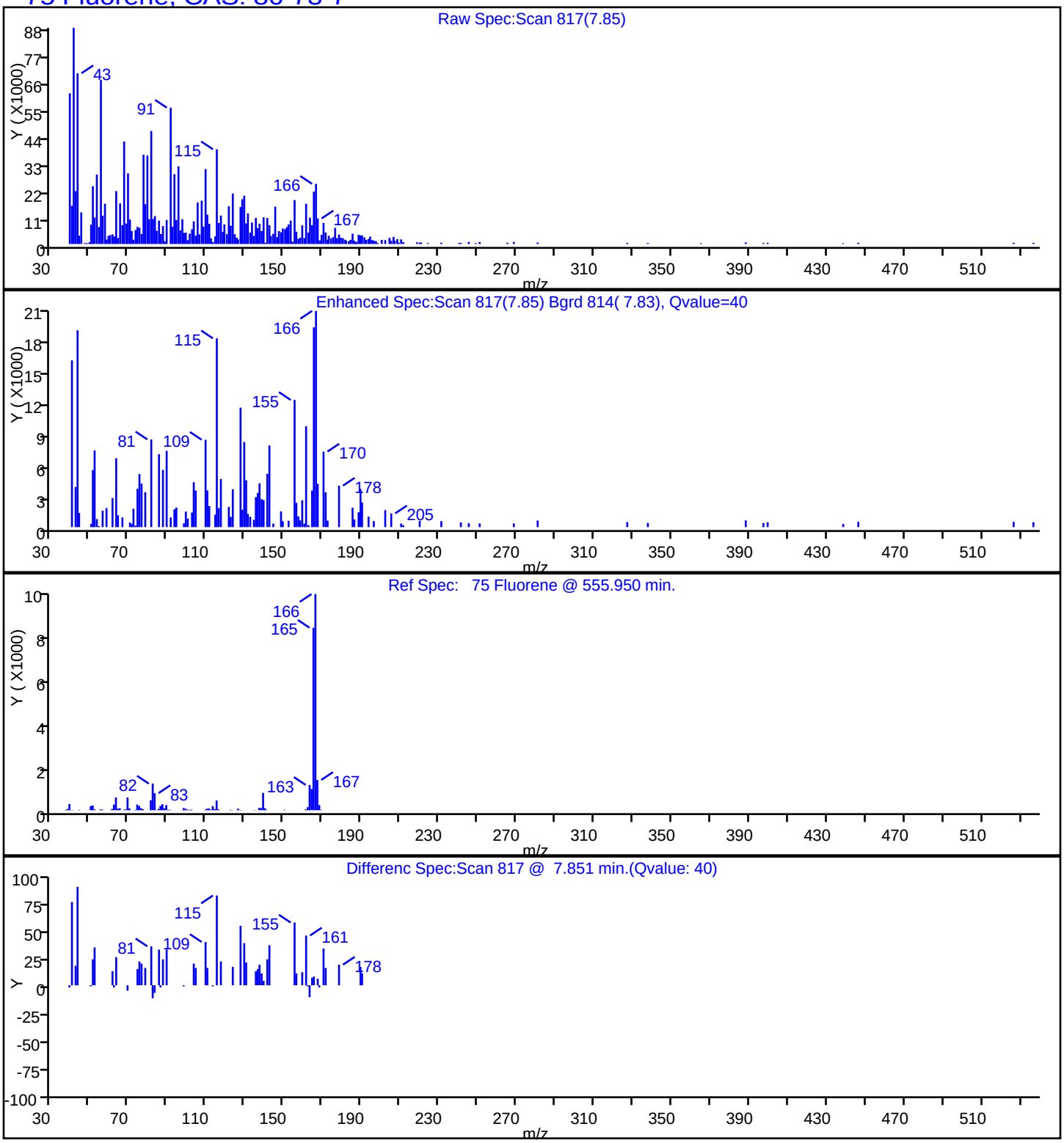

Report Date: 26-Jan-2017 12:23:12 Chrom Revision: 2.2 10-Jan-2017 11:26:10

TestAmerica Edison

Data File:	\\ChromNA\Edison\ChromData\CBNAMS6\20170125-50828.b\M237824.D				
Injection Date:	26-Jan-2017 06:53:30	Instrument ID:	CBNAMS6		
Lims ID:	460-127124-Q-2-A	Lab Sample ID:	460-127124-2		
Client ID:	DW-PPF				
Operator ID:		ALS Bottle#:	31	Worklist Smp#:	31
Injection Vol:	5.0 ul	Dil. Factor:	1.0000		
Method:	8270LVI_R6	Limit Group:	SV 625 ICAL		
Column:	Rtxi-5Sil MS (0.25 mm)	Detector	MS SCAN		

39 Naphthalene, CAS: 91-20-3

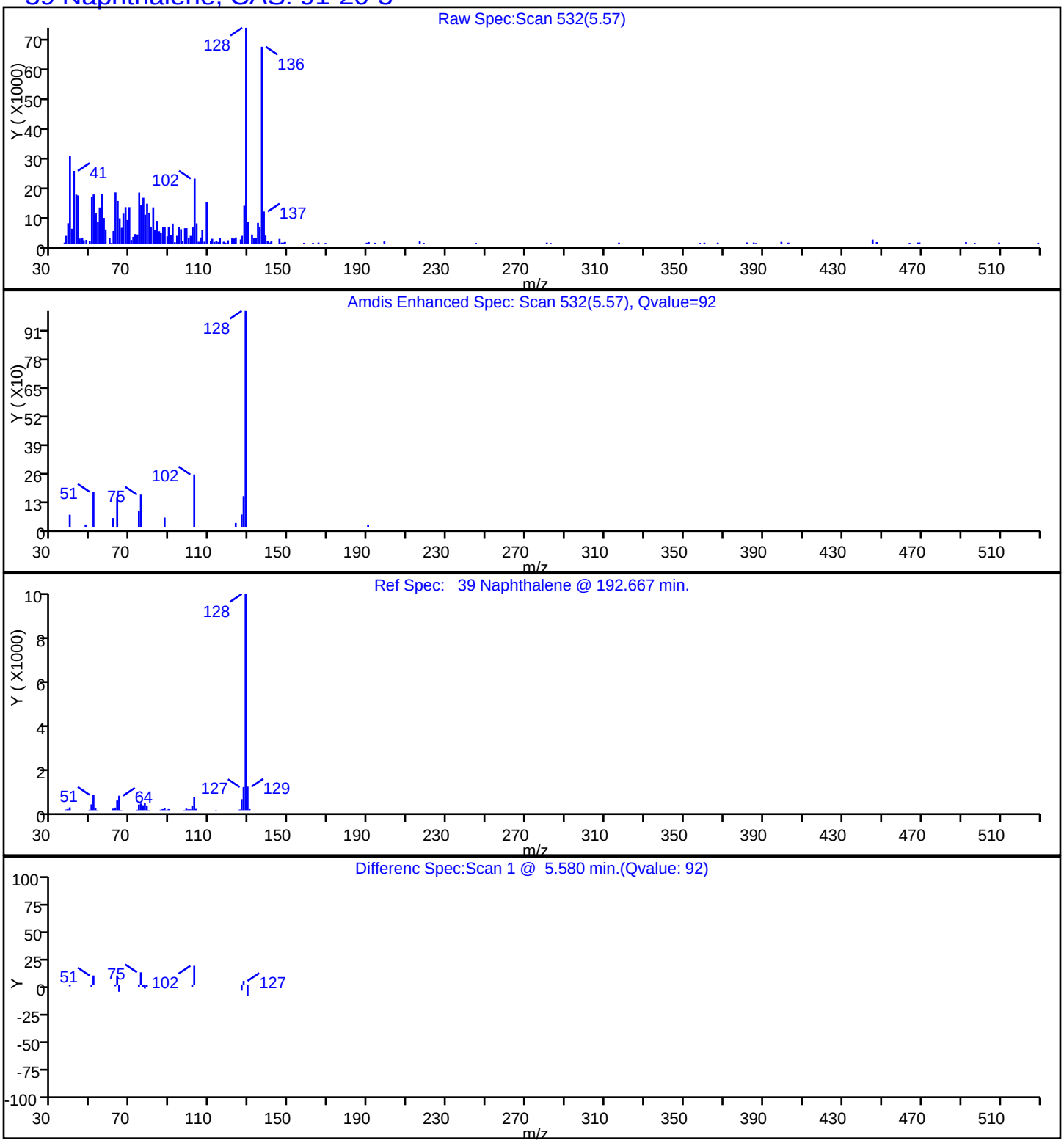

Report Date: 26-Jan-2017 12:23:12 Chrom Revision: 2.2 10-Jan-2017 11:26:10

TestAmerica Edison

Data File:	\\ChromNA\Edison\ChromData\CBNAMS6\20170125-50828.b\M237824.D				
Injection Date:	26-Jan-2017 06:53:30	Instrument ID:	CBNAMS6		
Lims ID:	460-127124-Q-2-A	Lab Sample ID:	460-127124-2		
Client ID:	DW-PPF				
Operator ID:		ALS Bottle#:	31	Worklist Smp#:	31
Injection Vol:	5.0 ul	Dil. Factor:	1.0000		
Method:	8270LVI_R6	Limit Group:	SV 625 ICAL		
Column:	Rtxi-5Sil MS (0.25 mm)	Detector	MS SCAN		

88 Phenanthrene, CAS: 85-01-8

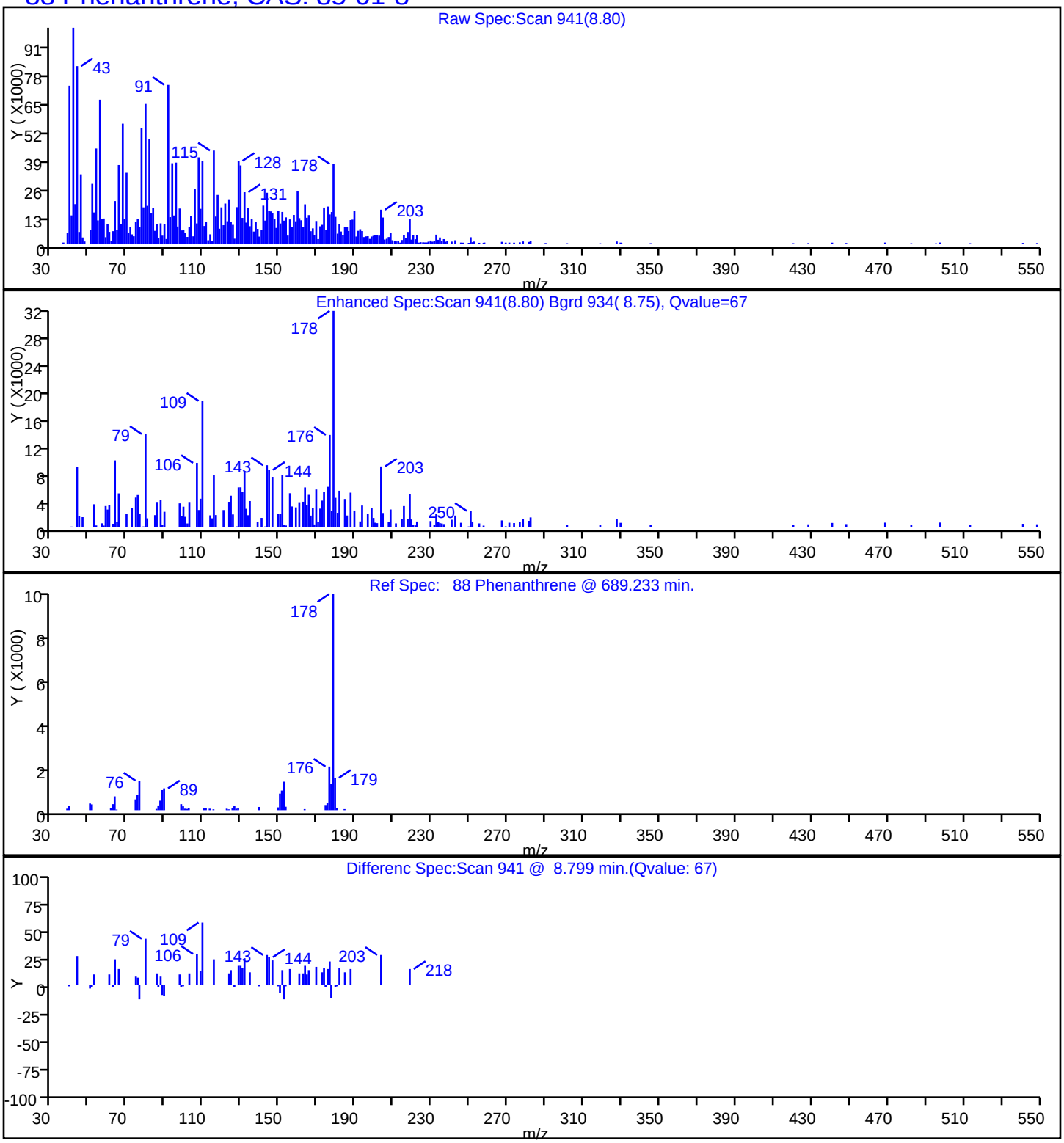

FORM I
GC/MS SEMI VOA ORGANICS ANALYSIS DATA SHEET

Lab Name: TestAmerica Edison | Job No.: 460-127124-1
SDG No.:
Client Sample ID: DW-PCF | Lab Sample ID: 460-127124-3
Matrix: Water | Lab File ID: M237825.D
Analysis Method: 625 | Date Collected: 01/20/2017 03:46
Extract. Method: 625 | Date Extracted: 01/23/2017 11:41
Sample wt/vol: 250(mL) | Date Analyzed: 01/26/2017 07:57
Con. Extract Vol.: 2(mL) | Dilution Factor: 1
Injection Volume: 5(uL) | Level: (low/med) Low
% Moisture: | GPC Cleanup:(Y/N) N
Analysis Batch No.: 416442 | Units: ug/L

CAS NO.	COMPOUND NAME	RESULT	Q	RL	MDL
108-60-1	2,2'-oxybis[1-chloropropane]	10	U	10	0.93
95-95-4	2,4,5-Trichlorophenol	10	U	10	0.49
88-06-2	2,4,6-Trichlorophenol	10	U	10	0.53
120-83-2	2,4-Dichlorophenol	10	U	10	0.63
105-67-9	2,4-Dimethylphenol	10	U	10	0.91
51-28-5	2,4-Dinitrophenol	20	U	20	2.4
121-14-2	2,4-Dinitrotoluene	2.0	U	2.0	1.0
606-20-2	2,6-Dinitrotoluene	2.0	U	2.0	0.88
91-58-7	2-Chloronaphthalene	10	U	10	0.61
95-57-8	2-Chlorophenol	10	U	10	0.74
91-57-6	2-Methylnaphthalene	10	U	10	0.88
95-48-7	2-Methylphenol	10	U	10	1.3
88-74-4	2-Nitroaniline	10	U	10	0.65
88-75-5	2-Nitrophenol	10	U	10	0.59
91-94-1	3,3'-Dichlorobenzidine	10	U	10	1.0
99-09-2	3-Nitroaniline	10	U	10	0.82
534-52-1	4,6-Dinitro-2-methylphenol	20	U	20	2.0
101-55-3	4-Bromophenyl phenyl ether	10	U	10	1.0
59-50-7	4-Chloro-3-methylphenol	10	U	10	0.76
106-47-8	4-Chloroaniline	10	U	10	0.73
7005-72-3	4-Chlorophenyl phenyl ether	10	U	10	0.96
106-44-5	4-Methylphenol	10	U	10	0.87
100-01-6	4-Nitroaniline	10	U	10	0.48
100-02-7	4-Nitrophenol	20	U	20	4.7
83-32-9	Acenaphthene	10	U	10	0.88
208-96-8	Acenaphthylene	10	U	10	0.65
98-86-2	Acetophenone	10	U	10	1.0
120-12-7	Anthracene	10	U	10	0.57
1912-24-9	Atrazine	2.0	U	2.0	0.77
100-52-7	Benzaldehyde	10	U	10	0.86
56-55-3	Benzo[a]anthracene	1.0	U	1.0	0.55
50-32-8	Benzo[a]pyrene	1.0	U	1.0	0.16
205-99-2	Benzo[b]fluoranthene	1.0	U	1.0	0.44
191-24-2	Benzo[g,h,i]perylene	10	U	10	0.75

FORM I
GC/MS SEMI VOA ORGANICS ANALYSIS DATA SHEET

Lab Name: TestAmerica Edison | Job No.: 460-127124-1
SDG No.:
Client Sample ID: DW-PCF | Lab Sample ID: 460-127124-3
Matrix: Water | Lab File ID: M237825.D
Analysis Method: 625 | Date Collected: 01/20/2017 03:46
Extract. Method: 625 | Date Extracted: 01/23/2017 11:41
Sample wt/vol: 250(mL) | Date Analyzed: 01/26/2017 07:57
Con. Extract Vol.: 2(mL) | Dilution Factor: 1
Injection Volume: 5(uL) | Level: (low/med) Low
% Moisture: | GPC Cleanup:(Y/N) N
Analysis Batch No.: 416442 | Units: ug/L

CAS NO.	COMPOUND NAME	RESULT	Q	RL	MDL
207-08-9	Benzo[k]fluoranthene	1.0	U	1.0	0.18
111-91-1	Bis(2-chloroethoxy)methane	10	U	10	0.69
111-44-4	Bis(2-chloroethyl)ether	1.0	U	1.0	0.12
117-81-7	Bis(2-ethylhexyl) phthalate	2.0	U	2.0	0.72
85-68-7	Butyl benzyl phthalate	10	U	10	0.60
105-60-2	Caprolactam	10	U	10	1.1
86-74-8	Carbazole	10	U	10	0.85
218-01-9	Chrysene	2.0	U	2.0	0.67
53-70-3	Dibenz(a,h)anthracene	1.0	U	1.0	0.090
132-64-9	Dibenzofuran	10	U	10	0.85
84-66-2	Diethyl phthalate	10	U	10	1.0
131-11-3	Dimethyl phthalate	10	U	10	0.98
84-74-2	Di-n-butyl phthalate	10	U	10	0.82
117-84-0	Di-n-octyl phthalate	10	U	10	0.69
92-52-4	Diphenyl	10	U	10	0.63
206-44-0	Fluoranthene	10	U	10	0.72
86-73-7	Fluorene	10	U	10	0.80
118-74-1	Hexachlorobenzene	1.0	U	1.0	0.47
87-68-3	Hexachlorobutadiene	1.0	U	1.0	0.76
77-47-4	Hexachlorocyclopentadiene	10	U	10	0.61
67-72-1	Hexachloroethane	1.0	U	1.0	0.090
193-39-5	Indeno[1,2,3-cd]pyrene	1.0	U	1.0	0.21
78-59-1	Isophorone	10	U	10	0.67
91-20-3	Naphthalene	10	U	10	0.80
98-95-3	Nitrobenzene	1.0	U	1.0	0.49
621-64-7	N-Nitrosodi-n-propylamine	1.0	U	1.0	0.83
86-30-6	N-Nitrosodiphenylamine	10	U	10	0.74
87-86-5	Pentachlorophenol	20	U	20	2.2
85-01-8	Phenanthrene	10	U	10	0.65
108-95-2	Phenol	10	U	10	0.41
129-00-0	Pyrene	10	U *	10	0.83

FORM I
GC/MS SEMI VOA ORGANICS ANALYSIS DATA SHEET

Lab Name: TestAmerica Edison | Job No.: 460-127124-1

SDG No.:

Client Sample ID: DW-PCF | Lab Sample ID: 460-127124-3

Matrix: Water | Lab File ID: M237825.D

Analysis Method: 625 | Date Collected: 01/20/2017 03:46

Extract. Method: 625 | Date Extracted: 01/23/2017 11:41

Sample wt/vol: 250(mL) | Date Analyzed: 01/26/2017 07:57

Con. Extract Vol.: 2(mL) | Dilution Factor: 1

Injection Volume: 5(uL) | Level: (low/med) Low

% Moisture: | GPC Cleanup:(Y/N) N

Analysis Batch No.: 416442 | Units: ug/L

CAS NO.	SURROGATE	%REC	Q	LIMITS
118-79-6	2,4,6-Tribromophenol	86		14-149
321-60-8	2-Fluorobiphenyl	99		44-129
367-12-4	2-Fluorophenol	33		10-76
4165-60-0	Nitrobenzene-d5	90		49-125
4165-62-2	Phenol-d5	19		10-150
1718-51-0	Terphenyl-d14	115		28-150

TestAmerica Edison
Target Compound Quantitation Report

Data File: \\ChromNA\Edison\ChromData\CBNAMS6\20170125-50828.b\M237825.D
Lims ID: 460-127124-O-3-A
Client ID: DW-PCF
Sample Type: Client
Inject. Date: 26-Jan-2017 07:57:30 ALS Bottle#: 32 Worklist Smp#: 32
Injection Vol: 5.0 ul Dil. Factor: 1.0000
Sample Info: 460-0050828-032
Operator ID: Instrument ID: CBNAMS6

Method: \\ChromNA\Edison\ChromData\CBNAMS6\20170125-50828.b\8270LVI_R6.m
Limit Group: SV 625 ICAL
Last Update: 26-Jan-2017 12:24:42 Calib Date: 25-Jan-2017 18:49:30
Integrator: RTE ID Type: Deconvolution ID
Quant Method: Internal Standard Quant By: Initial Calibration
Last ICal File: \\ChromNA\Edison\ChromData\CBNAMS6\20170125-50828.b\M237802.D

Column 1 : Rtxi-5Sil MS (0.25 mm) Det: MS SCAN
Process Host: XAWRK014

First Level Reviewer: bayoumiw Date: 26-Jan-2017 12:24:42

Compound	Sig	RT (min.)	Adj RT (min.)	Dlt RT (min.)	Q	Response	OnCol Amt ug/ml	Flags
$ 4 2-Fluorophenol	112	2.995	2.984	0.011	59	274649	3.27	
$ 6 Phenol-d5	99	3.925	3.929	-0.004	66	261118	1.94	
* 14 1,4-Dichlorobenzene-d4	152	4.273	4.260	0.013	87	688461	8.00	
$ 28 Nitrobenzene-d5	82	4.833	4.838	-0.005	96	2151038	8.98	
* 38 Naphthalene-d8	136	5.556	5.548	0.008	93	2361553	8.00	
$ 52 2-Fluorobiphenyl	172	6.657	6.650	0.007	93	2912910	9.92	
* 64 Acenaphthene-d10	164	7.315	7.306	0.009	94	1633082	8.00	
$ 80 2,4,6-Tribromophenol	330	8.100	8.099	0.001	92	1261790	8.57	
* 87 Phenanthrene-d10	188	8.779	8.766	0.013	95	2930257	8.00	
$ 96 Terphenyl-d14	244	10.345	10.344	0.001	97	3536617	11.5	
* 102 Chrysene-d12	240	11.490	11.485	0.005	96	2999804	8.00	
* 109 Perylene-d12	264	13.368	13.352	0.016	96	3122916	8.00	

Reagents:

SM_ISTD_LVI_00157 Amount Added: 20.00 Units: uL Run Reagent

Report Date: 26-Jan-2017 12:24:43 Chrom Revision: 2.2 10-Jan-2017 11:26:10

TestAmerica Edison

Data File:	\\ChromNA\Edison\ChromData\CBNAMS6\20170125-50828.b\M237825.D				
Injection Date:	26-Jan-2017 07:57:30	Instrument ID:	CBNAMS6	Operator ID:	
Lims ID:	460-127124-O-3-A	Lab Sample ID:	460-127124-3	Worklist Smp#:	32
Client ID:	DW-PCF				
Injection Vol:	5.0 ul	Dil. Factor:	1.0000	ALS Bottle#:	32
Method:	8270LVI_R6	Limit Group:	SV 625 ICAL		

Column: Rtxi-5Sil MS (0.25 mm)

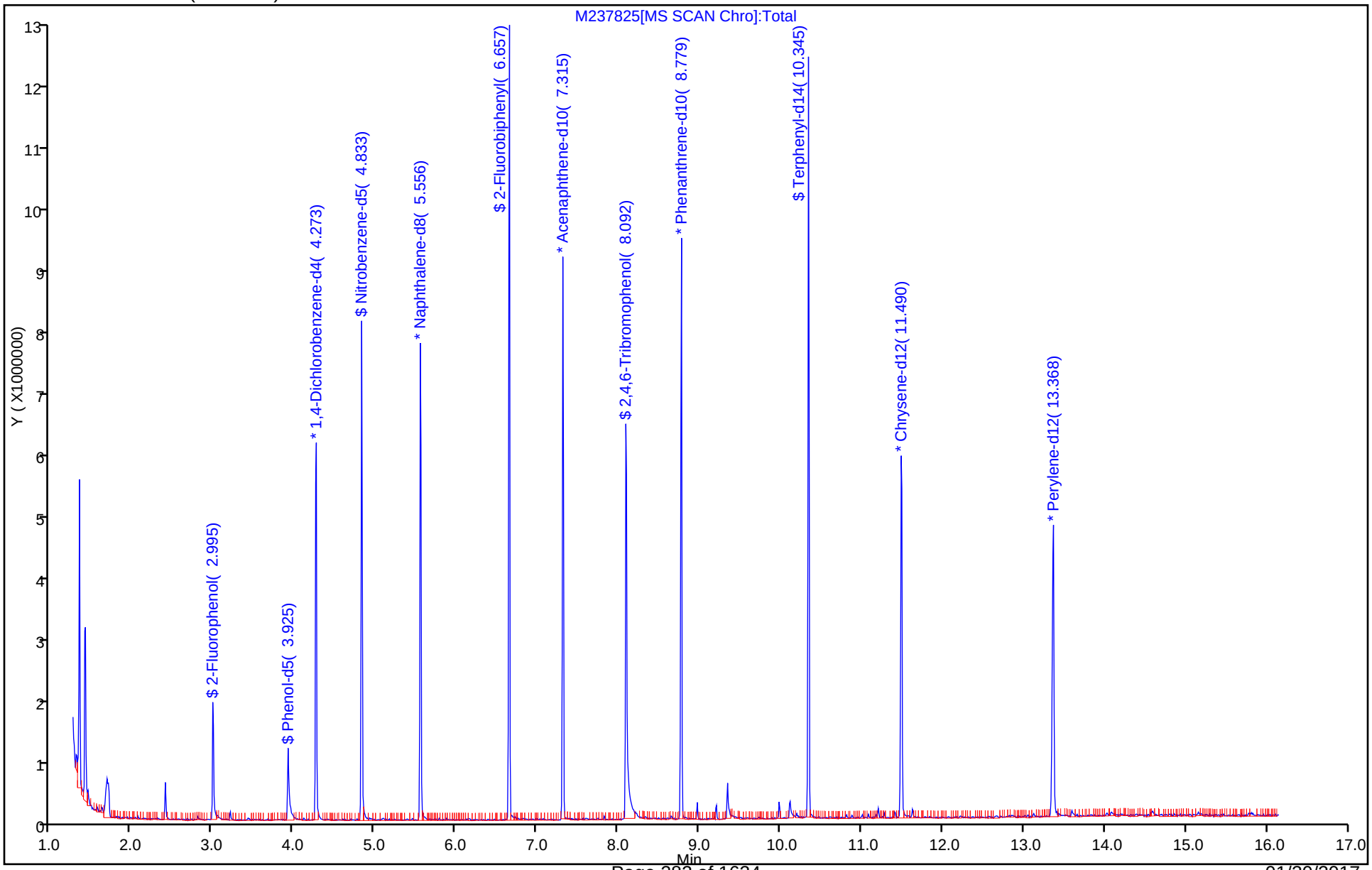

FORM VI
GC/MS SEMI VOA BY INTERNAL STANDARD - INITIAL CALIBRATION DATA
CURVE EVALUATION

Lab Name: TestAmerica Edison Job No.: 460-127124-1 Analy Batch No.: 415169

SDG No.:

Instrument ID: CBNAMS6 GC Column: Rtxi-5Sil M ID: 0.25(mm) Heated Purge: (Y/N) N

Calibration Start Date: 01/18/2017 14:56 Calibration End Date: 01/18/2017 17:10 Calibration ID: 60479

Calibration Files:

LEVEL:	LAB SAMPLE ID:	LAB FILE ID:
Level 1	STD02 460-415169/16	M237541.D
Level 2	STD1 460-415169/15	M237540.D
Level 3	STD2 460-415169/14	M237539.D
Level 4	STD4 460-415169/13	M237538.D
Level 5	STD10 460-415169/10	M237535.D
Level 6	STD16 460-415169/12	M237537.D
Level 7	STD24 460-415169/11	M237536.D

ANALYTE	RRF					CURVE TYPE	COEFFICIENT			#	MIN RRF	%RSD	#	MAX %RSD	R^2 OR COD	#	MIN R^2 OR COD
	LVL 1 LVL 6	LVL 2 LVL 7	LVL 3	LVL 4	LVL 5		B	M1	M2								
Benzaldehyde	1.4720	1.7052 1.2722	1.7327	1.7104	1.4955	Ave		1.5647				11.7		35.0			
Caprolactam	0.1258	0.1074 0.1281	0.1316	0.1223	0.1273	Ave		0.1237				6.9		35.0			
Atrazine	0.3330 0.2702	0.3167 0.2610	0.3020	0.3050	0.2667	Ave		0.2935				9.5		35.0			

Note: The m1 coefficient is the same as Ave RRF for an Ave curve type.

FORM VI
GC/MS SEMI VOA BY INTERNAL STANDARD - INITIAL CALIBRATION DATA
RESPONSE AND CONCENTRATION

Lab Name: TestAmerica Edison Job No.: 460-127124-1 Analy Batch No.: 415169

SDG No.:

Instrument ID: CBNAMS6 GC Column: Rtxi-5Sil M ID: 0.25(mm) Heated Purge: (Y/N) N

Calibration Start Date: 01/18/2017 14:56 Calibration End Date: 01/18/2017 17:10 Calibration ID: 60479

Calibration Files:

LEVEL:	LAB SAMPLE ID:	LAB FILE ID:
Level 1	STD02 460-415169/16	M237541.D
Level 2	STD1 460-415169/15	M237540.D
Level 3	STD2 460-415169/14	M237539.D
Level 4	STD4 460-415169/13	M237538.D
Level 5	STD10 460-415169/10	M237535.D
Level 6	STD16 460-415169/12	M237537.D
Level 7	STD24 460-415169/11	M237536.D

ANALYTE	IS REF	CURVE TYPE	RESPONSE					CONCENTRATION (UG/ML)				
			LVL 1 LVL 6	LVL 2 LVL 7	LVL 3	LVL 4	LVL 5	LVL 6	LVL 2 LVL 7	LVL 3	LVL 4	LVL 5
Benzaldehyde	DCBd 4	Ave	2445522	208099 3722062	406670	811309	1737618	16.0	1.00 24.0	2.00	4.00	10.0
Caprolactam	NPT	Ave	675065	38044 1099009	98944	182735	444582	16.0	1.00 24.0	2.00	4.00	10.0
Atrazine	PHN	Ave	25345 1553742	121863 2375833	234336	492145	986515	0.200 16.0	1.00 24.0	2.00	4.00	10.0

Curve Type Legend:

Ave = Average ISTD

TestAmerica Edison
Target Compound Quantitation Report

Data File: \\ChromNA\Edison\ChromData\CBNAMS6\20170117-50565.b\M237535.D
Lims ID: std10
Client ID:
Sample Type: IC Calib Level: 6
Inject. Date: 18-Jan-2017 14:56:30 ALS Bottle#: 10 Worklist Smp#: 10
Injection Vol: 5.0 ul Dil. Factor: 1.0000
Sample Info: 460-0050565-010
Operator ID: Instrument ID: CBNAMS6
Sublist: chrom-8270LVI_R6*sub20

Method: \\ChromNA\Edison\ChromData\CBNAMS6\20170117-50565.b\8270LVI_R6.m
Limit Group: SV 625 ICAL
Last Update: 19-Jan-2017 07:46:38 Calib Date: 18-Jan-2017 17:10:30
Integrator: RTE ID Type: Deconvolution ID
Quant Method: Internal Standard Quant By: Initial Calibration
Last ICal File: \\ChromNA\Edison\ChromData\CBNAMS6\20170117-50565.b\M237541.D

Column 1 : Rtxi-5Sil MS (0.25 mm) Det: MS SCAN
Process Host: XAWRK028

First Level Reviewer: croccom Date: 18-Jan-2017 16:05:45

Compound	Sig	RT (min.)	Adj RT (min.)	Dlt RT (min.)	Q	Response	Cal Amt ug/ml	OnCol Amt ug/ml	Flags
5 Benzaldehyde	77	4.108	4.108	0.000	81	1737618	10.0	9.56	
* 14 1,4-Dichlorobenzene-d4	152	4.537	4.537	0.000	91	929500	8.00	8.00	
* 38 Naphthalene-d8	136	5.827	5.827	0.000	95	2794057	8.00	8.00	
42 Caprolactam	113	6.247	6.247	0.000	77	444582	10.0	10.3	
* 64 Acenaphthene-d10	164	7.591	7.591	0.000	94	1720562	8.00	8.00	
83 Atrazine	200	8.774	8.774	0.000	85	986515	10.0	9.08	
* 87 Phenanthrene-d10	188	9.059	9.059	0.000	96	2959720	8.00	8.00	
* 102 Chrysene-d12	240	11.873	11.873	0.000	97	2985253	8.00	8.00	
* 109 Perylene-d12	264	13.837	13.837	0.000	97	2748835	8.00	8.00	

Reagents:

SM_BNAL5B_00029 Amount Added: 1.00 Units: mL

Report Date: 19-Jan-2017 07:46:41 Chrom Revision: 2.2 10-Jan-2017 11:26:10

TestAmerica Edison

Data File: \\ChromNA\Edison\ChromData\CBNAMS6\20170117-50565.b\M237535.D

Injection Date: 18-Jan-2017 14:56:30 Instrument ID: CBNAMS6 Operator ID:

Lims ID: std10 Worklist Smp#: 10

Client ID:

Injection Vol: 5.0 ul Dil. Factor: 1.0000 ALS Bottle#: 10

Method: 8270LVI_R6 Limit Group: SV 625 ICAL

Column: Rtxi-5Sil MS (0.25 mm)

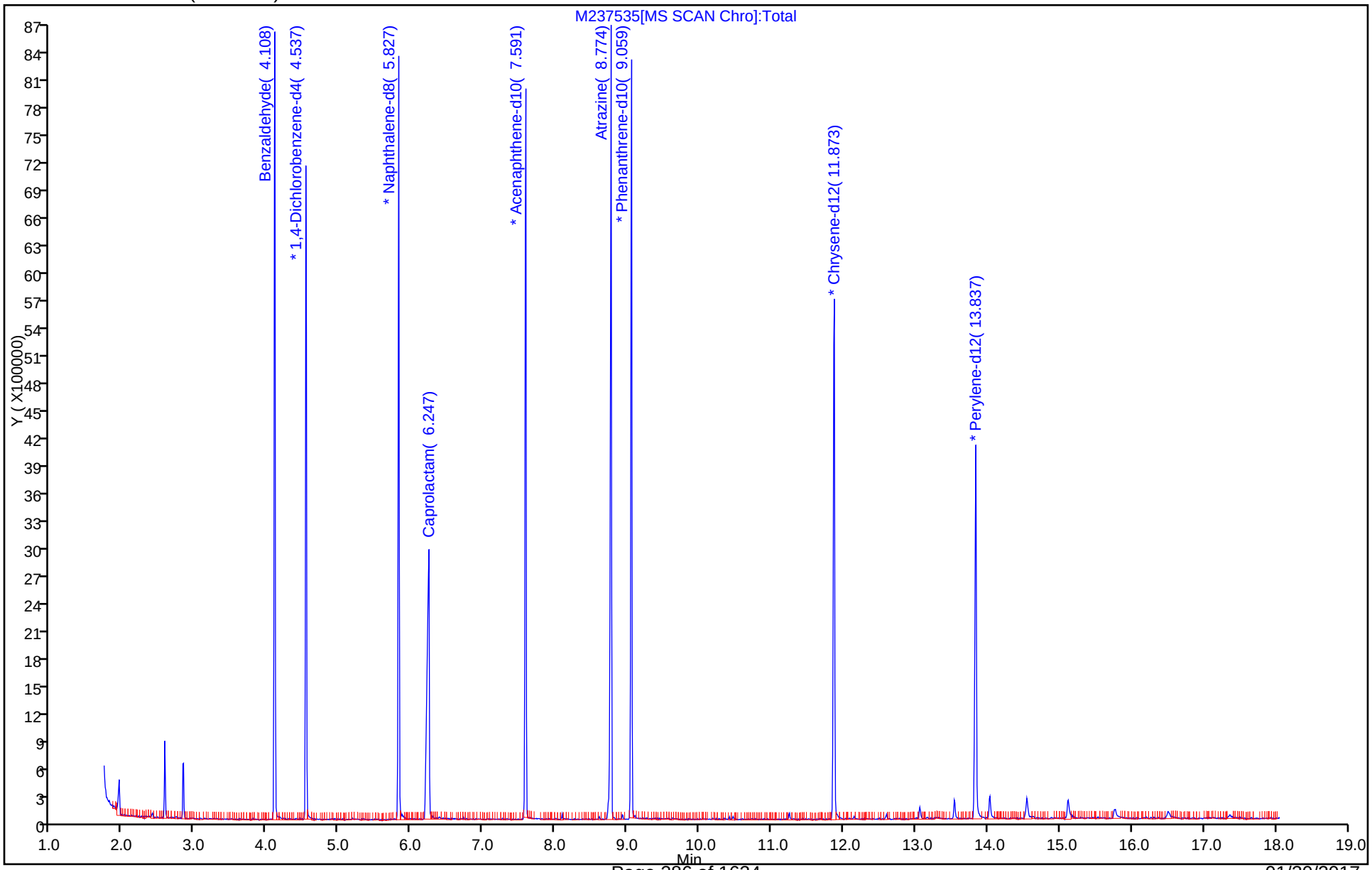

TestAmerica Edison
Target Compound Quantitation Report

Data File: \\ChromNA\Edison\ChromData\CBNAMS6\20170117-50565.b\M237536.D
Lims ID: std24
Client ID:
Sample Type: IC Calib Level: 8
Inject. Date: 18-Jan-2017 15:18:30 ALS Bottle#: 11 Worklist Smp#: 11
Injection Vol: 5.0 ul Dil. Factor: 1.0000
Sample Info: 460-0050565-011
Operator ID: Instrument ID: CBNAMS6
Sublist: chrom-8270LVI_R6*sub20

Method: \\ChromNA\Edison\ChromData\CBNAMS6\20170117-50565.b\8270LVI_R6.m
Limit Group: SV 625 ICAL
Last Update: 19-Jan-2017 07:46:44 Calib Date: 18-Jan-2017 17:10:30
Integrator: RTE ID Type: Deconvolution ID
Quant Method: Internal Standard Quant By: Initial Calibration
Last ICal File: \\ChromNA\Edison\ChromData\CBNAMS6\20170117-50565.b\M237541.D

Column 1 : Rtxi-5Sil MS (0.25 mm) Det: MS SCAN
Process Host: XAWRK028

First Level Reviewer: bayoumiw Date: 18-Jan-2017 20:04:10

Compound	Sig	RT (min.)	Adj RT (min.)	Dlt RT (min.)	Q	Response	Cal Amt ug/ml	OnCol Amt ug/ml	Flags
5 Benzaldehyde	77	4.120	4.108	0.012	83	3722062	24.0	19.5	
* 14 1,4-Dichlorobenzene-d4	152	4.541	4.537	0.004	91	975255	8.00	8.00	
* 38 Naphthalene-d8	136	5.831	5.827	0.004	95	2860145	8.00	8.00	
42 Caprolactam	113	6.276	6.247	0.029	77	1099009	24.0	24.8	
* 64 Acenaphthene-d10	164	7.590	7.591	-0.001	93	1785869	8.00	8.00	
83 Atrazine	200	8.790	8.774	0.016	86	2375833	24.0	21.3	
* 87 Phenanthrene-d10	188	9.058	9.059	-0.001	96	3034479	8.00	8.00	
* 102 Chrysene-d12	240	11.874	11.873	0.001	97	3120910	8.00	8.00	
* 109 Perylene-d12	264	13.841	13.837	0.004	97	2841176	8.00	8.00	

Reagents:

SM_BNAL7B_00007 Amount Added: 1.00 Units: mL

Report Date: 19-Jan-2017 07:46:47 Chrom Revision: 2.2 10-Jan-2017 11:26:10

TestAmerica Edison

Data File: \\ChromNA\Edison\ChromData\CBNAMS6\20170117-50565.b\M237536.D

Injection Date: 18-Jan-2017 15:18:30 Instrument ID: CBNAMS6 Operator ID:

Lims ID: std24 Worklist Smp#: 11

Client ID:

Injection Vol: 5.0 ul Dil. Factor: 1.0000 ALS Bottle#: 11

Method: 8270LVI_R6 Limit Group: SV 625 ICAL

Column: Rtxi-5Sil MS (0.25 mm)

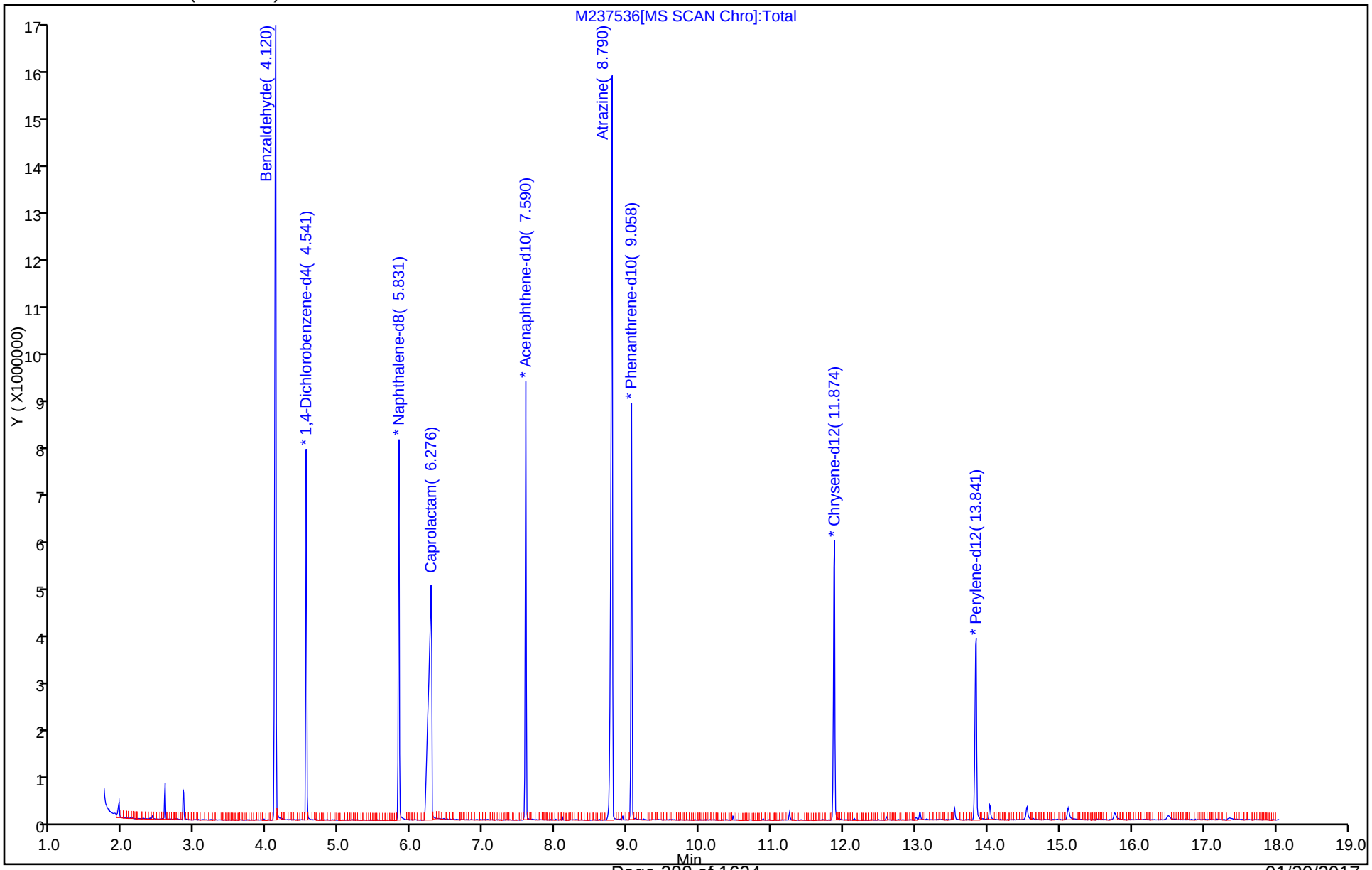

TestAmerica Edison
Target Compound Quantitation Report

Data File: \\ChromNA\Edison\ChromData\CBNAMS6\20170117-50565.b\M237537.D
Lims ID: std16
Client ID:
Sample Type: IC Calib Level: 7
Inject. Date: 18-Jan-2017 15:41:30 ALS Bottle#: 12 Worklist Smp#: 12
Injection Vol: 5.0 ul Dil. Factor: 1.0000
Sample Info: 460-0050565-012
Operator ID: Instrument ID: CBNAMS6
Sublist: chrom-8270LVI_R6*sub20

Method: \\ChromNA\Edison\ChromData\CBNAMS6\20170117-50565.b\8270LVI_R6.m
Limit Group: SV 625 ICAL
Last Update: 19-Jan-2017 07:46:49 Calib Date: 18-Jan-2017 17:10:30
Integrator: RTE ID Type: Deconvolution ID
Quant Method: Internal Standard Quant By: Initial Calibration
Last ICal File: \\ChromNA\Edison\ChromData\CBNAMS6\20170117-50565.b\M237541.D

Column 1 : Rtxi-5Sil MS (0.25 mm) Det: MS SCAN
Process Host: XAWRK028

First Level Reviewer: bayoumiw Date: 18-Jan-2017 16:57:50

Compound	Sig	RT (min.)	Adj RT (min.)	Dlt RT (min.)	Q	Response	Cal Amt ug/ml	OnCol Amt ug/ml	Flags
5 Benzaldehyde	77	4.107	4.108	-0.001	82	2445522	16.0	15.1	
* 14 1,4-Dichlorobenzene-d4	152	4.545	4.537	0.007	92	830657	8.00	8.00	
* 38 Naphthalene-d8	136	5.828	5.827	0.001	95	2683312	8.00	8.00	
42 Caprolactam	113	6.258	6.247	0.011	76	675065	16.0	16.3	
* 64 Acenaphthene-d10	164	7.587	7.591	-0.004	94	1663316	8.00	8.00	
83 Atrazine	200	8.779	8.774	0.005	87	1553742	16.0	14.7	
* 87 Phenanthrene-d10	188	9.055	9.059	-0.004	96	2875521	8.00	8.00	
* 102 Chrysene-d12	240	11.873	11.873	0.000	97	2999321	8.00	8.00	
* 109 Perylene-d12	264	13.833	13.837	-0.004	97	2647258	8.00	8.00	

Reagents:

SM_BNAL6B_00014 Amount Added: 1.00 Units: mL

Report Date: 19-Jan-2017 07:46:51 Chrom Revision: 2.2 10-Jan-2017 11:26:10

TestAmerica Edison

Data File: \\ChromNA\Edison\ChromData\CBNAMS6\20170117-50565.b\M237537.D

Injection Date: 18-Jan-2017 15:41:30 Instrument ID: CBNAMS6 Operator ID:

Lims ID: std16 Worklist Smp#: 12

Client ID:

Injection Vol: 5.0 ul Dil. Factor: 1.0000 ALS Bottle#: 12

Method: 8270LVI_R6 Limit Group: SV 625 ICAL

Column: Rtxi-5Sil MS (0.25 mm)

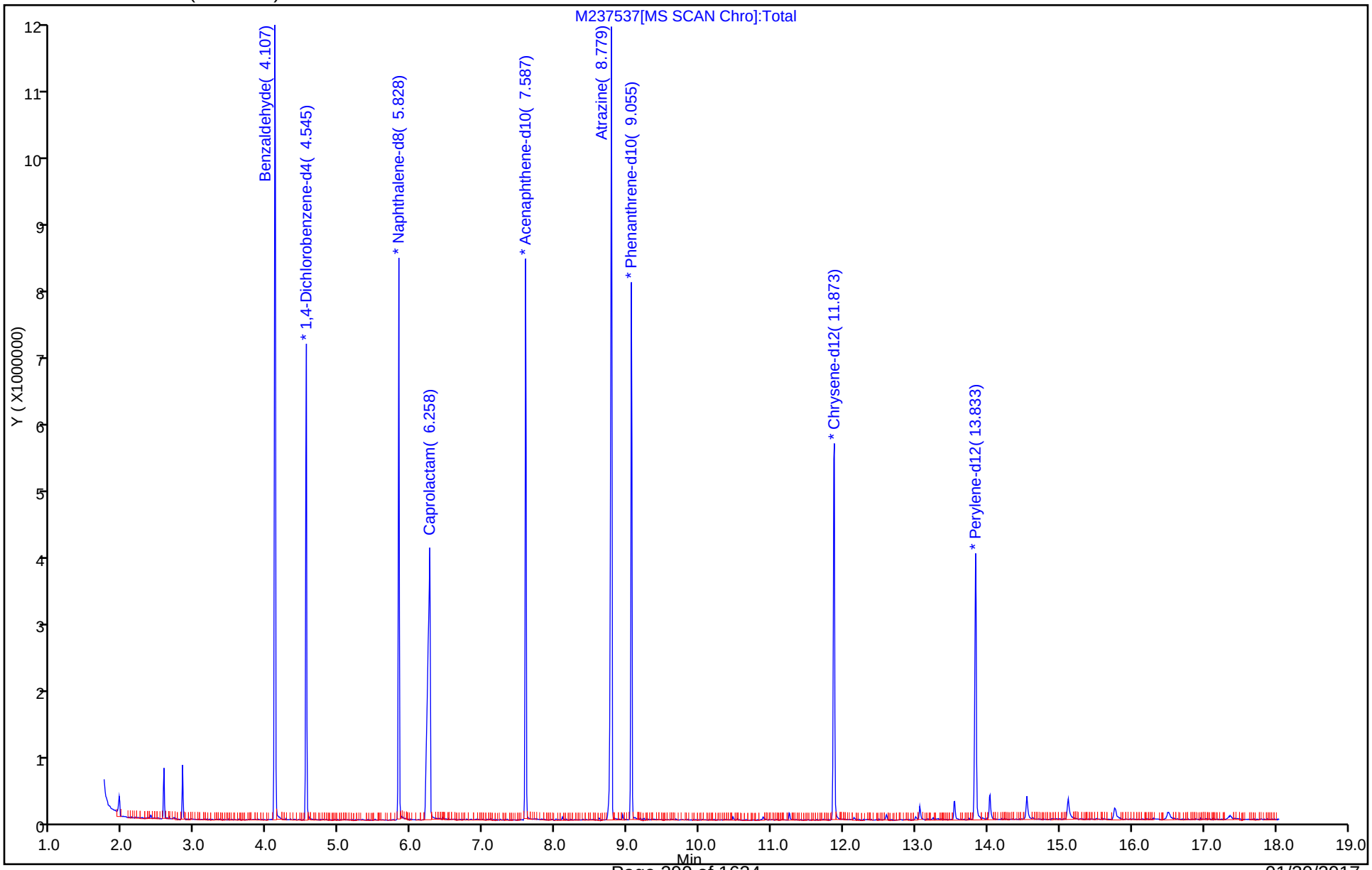

TestAmerica Edison
Target Compound Quantitation Report

Data File: \\ChromNA\Edison\ChromData\CBNAMS6\20170117-50565.b\M237538.D
Lims ID: std4
Client ID:
Sample Type: IC Calib Level: 5
Inject. Date: 18-Jan-2017 16:03:30 ALS Bottle#: 13 Worklist Smp#: 13
Injection Vol: 5.0 ul Dil. Factor: 1.0000
Sample Info: 460-0050565-013
Operator ID: Instrument ID: CBNAMS6
Sublist: chrom-8270LVI_R6*sub20

Method: \\ChromNA\Edison\ChromData\CBNAMS6\20170117-50565.b\8270LVI_R6.m
Limit Group: SV 625 ICAL
Last Update: 19-Jan-2017 07:46:54 Calib Date: 18-Jan-2017 17:10:30
Integrator: RTE ID Type: Deconvolution ID
Quant Method: Internal Standard Quant By: Initial Calibration
Last ICal File: \\ChromNA\Edison\ChromData\CBNAMS6\20170117-50565.b\M237541.D

Column 1 : Rtxi-5Sil MS (0.25 mm) Det: MS SCAN
Process Host: XAWRK028

First Level Reviewer: bayoumiw Date: 18-Jan-2017 16:57:56

Compound	Sig	RT (min.)	Adj RT (min.)	Dlt RT (min.)	Q	Response	Cal Amt ug/ml	OnCol Amt ug/ml	Flags
5 Benzaldehyde	77	4.107	4.108	-0.001	79	811309	4.00	4.37	
* 14 1,4-Dichlorobenzene-d4	152	4.544	4.537	0.007	91	948694	8.00	8.00	
* 38 Naphthalene-d8	136	5.827	5.827	0.000	95	2988279	8.00	8.00	
42 Caprolactam	113	6.226	6.247	-0.021	76	182735	4.00	3.95	
* 64 Acenaphthene-d10	164	7.586	7.591	-0.005	95	1858267	8.00	8.00	
83 Atrazine	200	8.766	8.774	-0.008	86	492145	4.00	4.16	
* 87 Phenanthrene-d10	188	9.058	9.059	-0.001	96	3226753	8.00	8.00	
* 102 Chrysene-d12	240	11.872	11.873	-0.001	97	3069122	8.00	8.00	
* 109 Perylene-d12	264	13.838	13.837	0.001	97	2870193	8.00	8.00	

Reagents:

SM_BNAL4B_00023 Amount Added: 1.00 Units: mL

Report Date: 19-Jan-2017 07:46:56 Chrom Revision: 2.2 10-Jan-2017 11:26:10

TestAmerica Edison

Data File: \\ChromNA\Edison\ChromData\CBNAMS6\20170117-50565.b\M237538.D

Injection Date: 18-Jan-2017 16:03:30 Instrument ID: CBNAMS6 Operator ID:

Lims ID: std4 Worklist Smp#: 13

Client ID:

Injection Vol: 5.0 ul Dil. Factor: 1.0000 ALS Bottle#: 13

Method: 8270LVI_R6 Limit Group: SV 625 ICAL

Column: Rtxi-5Sil MS (0.25 mm)

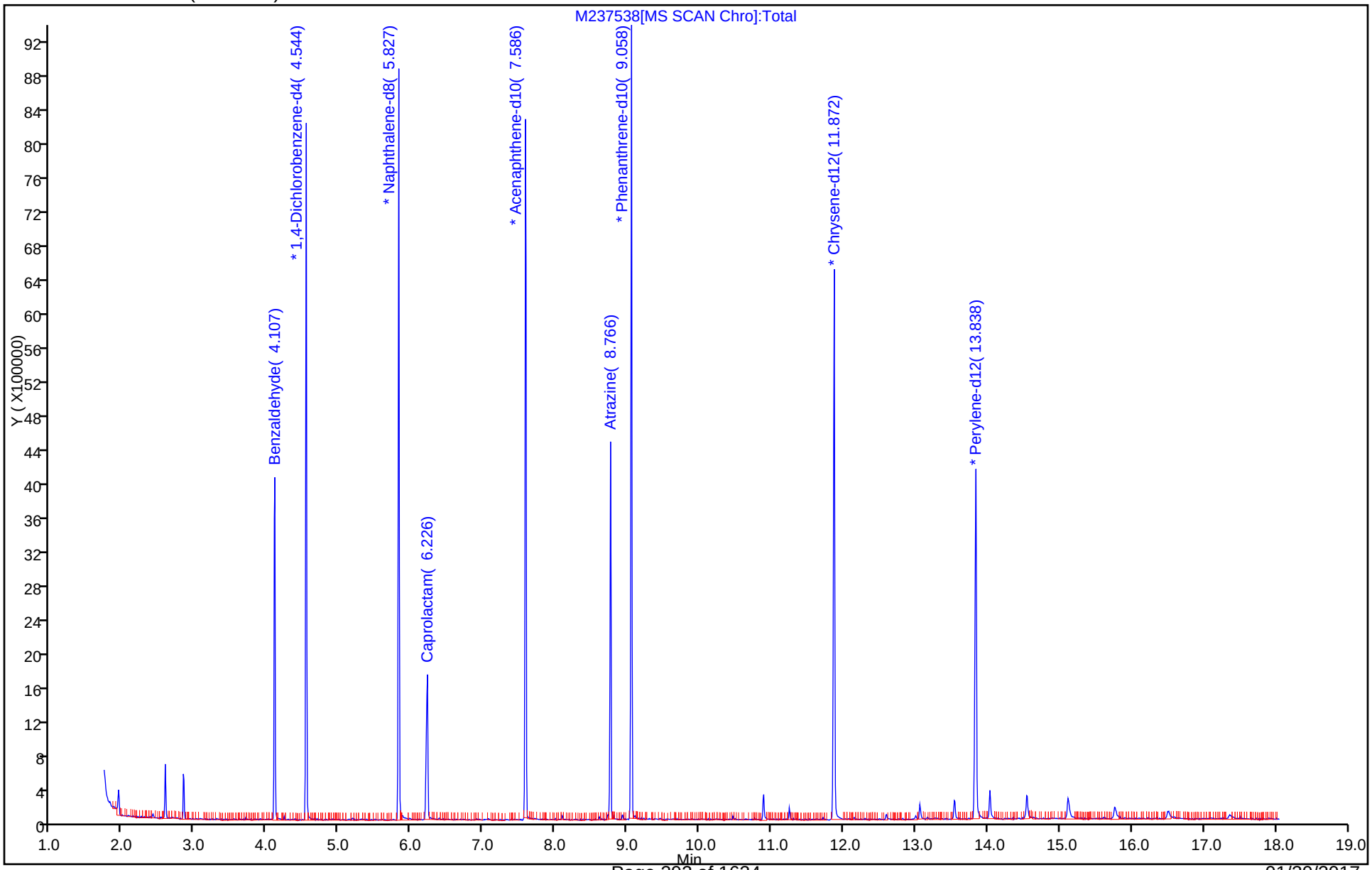

TestAmerica Edison
Target Compound Quantitation Report

Data File: \\ChromNA\Edison\ChromData\CBNAMS6\20170117-50565.b\M237539.D
Lims ID: std2
Client ID:
Sample Type: IC Calib Level: 4
Inject. Date: 18-Jan-2017 16:25:30 ALS Bottle#: 14 Worklist Smp#: 14
Injection Vol: 5.0 ul Dil. Factor: 1.0000
Sample Info: 460-0050565-014
Operator ID: Instrument ID: CBNAMS6
Sublist: chrom-8270LVI_R6*sub20

Method: \\ChromNA\Edison\ChromData\CBNAMS6\20170117-50565.b\8270LVI_R6.m
Limit Group: SV 625 ICAL
Last Update: 19-Jan-2017 07:46:58 Calib Date: 18-Jan-2017 17:10:30
Integrator: RTE ID Type: Deconvolution ID
Quant Method: Internal Standard Quant By: Initial Calibration
Last ICal File: \\ChromNA\Edison\ChromData\CBNAMS6\20170117-50565.b\M237541.D

Column 1 : Rtxi-5Sil MS (0.25 mm) Det: MS SCAN
Process Host: XAWRK028

First Level Reviewer: bayoumiw Date: 18-Jan-2017 17:00:12

Compound	Sig	RT (min.)	Adj RT (min.)	Dlt RT (min.)	Q	Response	Cal Amt ug/ml	OnCol Amt ug/ml	Flags
5 Benzaldehyde	77	4.100	4.108	-0.008	77	406670	2.00	2.21	
* 14 1,4-Dichlorobenzene-d4	152	4.538	4.537	0.001	91	938820	8.00	8.00	
* 38 Naphthalene-d8	136	5.828	5.827	0.001	95	3008479	8.00	8.00	
42 Caprolactam	113	6.217	6.247	-0.030	79	98944	2.00	2.13	
* 64 Acenaphthene-d10	164	7.591	7.591	0.000	93	1766944	8.00	8.00	
83 Atrazine	200	8.765	8.774	-0.009	87	234336	2.00	2.06	
* 87 Phenanthrene-d10	188	9.057	9.059	-0.002	96	3103442	8.00	8.00	
* 102 Chrysene-d12	240	11.868	11.873	-0.005	97	3062107	8.00	8.00	
* 109 Perylene-d12	264	13.839	13.837	0.002	97	2718941	8.00	8.00	

Reagents:

SM_BNAL3B_00014 Amount Added: 1.00 Units: mL

Report Date: 19-Jan-2017 07:47:00 Chrom Revision: 2.2 10-Jan-2017 11:26:10

TestAmerica Edison

Data File: \\ChromNA\Edison\ChromData\CBNAMS6\20170117-50565.b\M237539.D

Injection Date: 18-Jan-2017 16:25:30 Instrument ID: CBNAMS6 Operator ID:

Lims ID: std2 Worklist Smp#: 14

Client ID:

Injection Vol: 5.0 ul Dil. Factor: 1.0000 ALS Bottle#: 14

Method: 8270LVI_R6 Limit Group: SV 625 ICAL

Column: Rtxi-5Sil MS (0.25 mm)

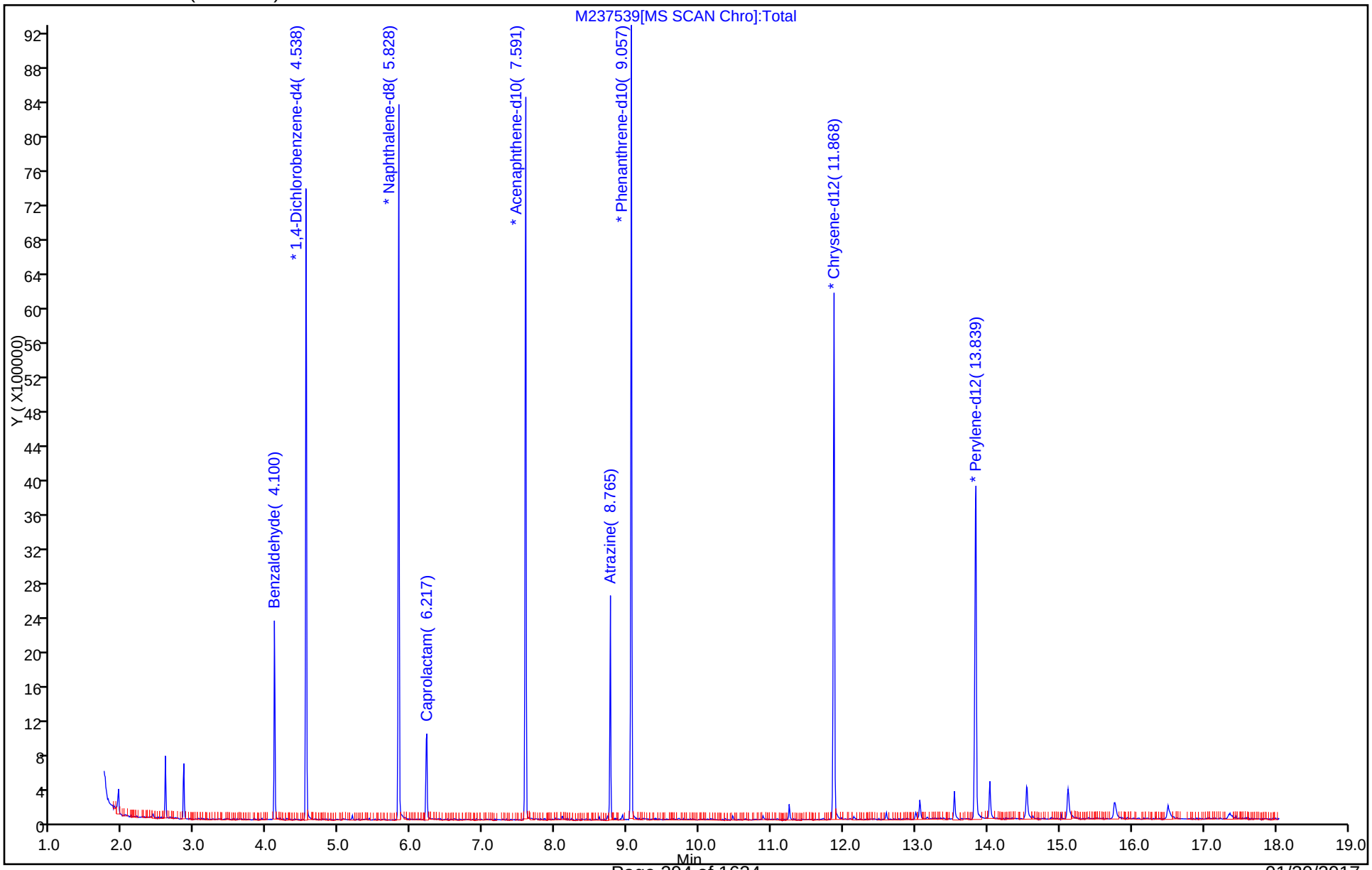

TestAmerica Edison
Target Compound Quantitation Report

Data File: \\ChromNA\Edison\ChromData\CBNAMS6\20170117-50565.b\M237540.D
Lims ID: std1
Client ID:
Sample Type: IC Calib Level: 3
Inject. Date: 18-Jan-2017 16:48:30 ALS Bottle#: 15 Worklist Smp#: 15
Injection Vol: 5.0 ul Dil. Factor: 1.0000
Sample Info: 460-0050565-015
Operator ID: Instrument ID: CBNAMS6
Sublist: chrom-8270LVI_R6*sub20

Method: \\ChromNA\Edison\ChromData\CBNAMS6\20170117-50565.b\8270LVI_R6.m
Limit Group: SV 625 ICAL
Last Update: 19-Jan-2017 07:47:02 Calib Date: 18-Jan-2017 17:10:30
Integrator: RTE ID Type: Deconvolution ID
Quant Method: Internal Standard Quant By: Initial Calibration
Last ICal File: \\ChromNA\Edison\ChromData\CBNAMS6\20170117-50565.b\M237541.D

Column 1 : Rtxi-5Sil MS (0.25 mm) Det: MS SCAN
Process Host: XAWRK028

Compound	Sig	RT (min.)	Adj RT (min.)	Dlt RT (min.)	Q	Response	Cal Amt ug/ml	OnCol Amt ug/ml	Flags
5 Benzaldehyde	77	4.101	4.108	-0.007	77	208099	1.00	1.09	
* 14 1,4-Dichlorobenzene-d4	152	4.539	4.537	0.002	91	976287	8.00	8.00	
* 38 Naphthalene-d8	136	5.824	5.827	-0.003	96	2833276	8.00	8.00	
42 Caprolactam	113	6.205	6.247	-0.042	71	38044	1.00	0.8681	
* 64 Acenaphthene-d10	164	7.591	7.591	0.000	94	1784032	8.00	8.00	
83 Atrazine	200	8.766	8.774	-0.008	86	121863	1.00	1.08	
* 87 Phenanthrene-d10	188	9.059	9.059	0.000	96	3078425	8.00	8.00	
* 102 Chrysene-d12	240	11.870	11.873	-0.003	97	3038252	8.00	8.00	
* 109 Perylene-d12	264	13.832	13.837	-0.005	97	2680175	8.00	8.00	

Reagents:

SM_BNAL2B_00017 Amount Added: 1.00 Units: mL

Report Date: 19-Jan-2017 07:47:05 Chrom Revision: 2.2 10-Jan-2017 11:26:10

TestAmerica Edison

Data File: \\ChromNA\Edison\ChromData\CBNAMS6\20170117-50565.b\M237540.D

Injection Date: 18-Jan-2017 16:48:30 Instrument ID: CBNAMS6 Operator ID:

Lims ID: std1 Worklist Smp#: 15

Client ID:

Injection Vol: 5.0 ul Dil. Factor: 1.0000 ALS Bottle#: 15

Method: 8270LVI_R6 Limit Group: SV 625 ICAL

Column: Rtxi-5Sil MS (0.25 mm)

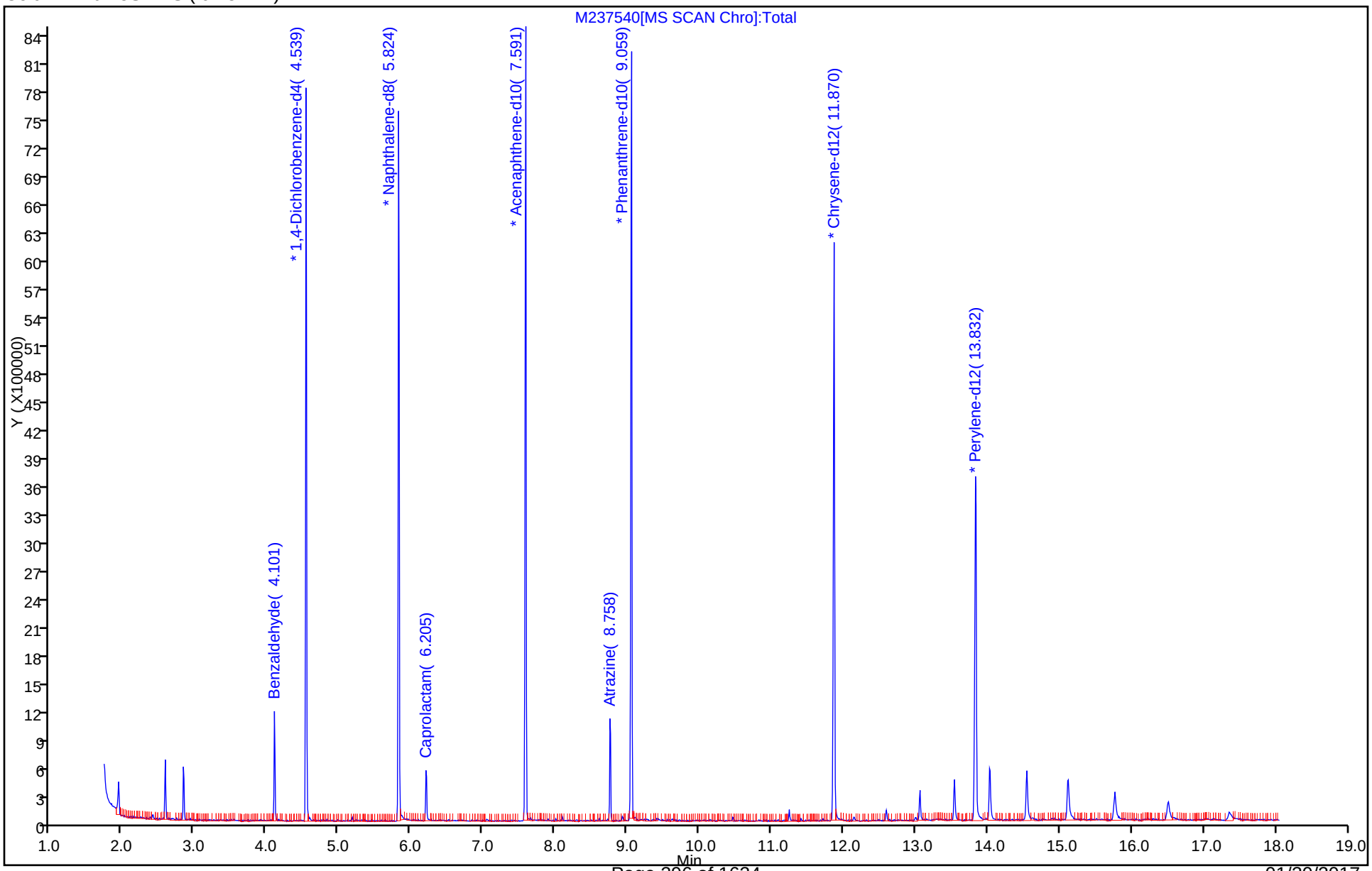

TestAmerica Edison
Target Compound Quantitation Report

Data File: \\ChromNA\Edison\ChromData\CBNAMS6\20170117-50565.b\M237541.D
Lims ID: std02
Client ID:
Sample Type: IC Calib Level: 1
Inject. Date: 18-Jan-2017 17:10:30 ALS Bottle#: 16 Worklist Smp#: 16
Injection Vol: 5.0 ul Dil. Factor: 1.0000
Sample Info: 460-0050565-016
Operator ID: Instrument ID: CBNAMS6
Sublist: chrom-8270LVI_R6*sub20

Method: \\ChromNA\Edison\ChromData\CBNAMS6\20170117-50565.b\8270LVI_R6.m
Limit Group: SV 625 ICAL
Last Update: 19-Jan-2017 07:47:07 Calib Date: 18-Jan-2017 17:10:30
Integrator: RTE ID Type: Deconvolution ID
Quant Method: Internal Standard Quant By: Initial Calibration
Last ICal File: \\ChromNA\Edison\ChromData\CBNAMS6\20170117-50565.b\M237541.D

Column 1 : Rtxi-5Sil MS (0.25 mm) Det: MS SCAN
Process Host: XAWRK028

First Level Reviewer: bayoumiw Date: 18-Jan-2017 19:36:51

Compound	Sig	RT (min.)	Adj RT (min.)	Dlt RT (min.)	Q	Response	Cal Amt ug/ml	OnCol Amt ug/ml	Flags
* 14 1,4-Dichlorobenzene-d4	152	4.542	4.537	0.005	90	898332	8.00	8.00	
* 38 Naphthalene-d8	136	5.829	5.827	0.002	96	2791122	8.00	8.00	
* 64 Acenaphthene-d10	164	7.586	7.591	-0.005	93	1740245	8.00	8.00	
83 Atrazine	200	8.761	8.774	-0.013	80	25345	0.2000	0.2269	
* 87 Phenanthrene-d10	188	9.052	9.059	-0.007	96	3044487	8.00	8.00	
* 102 Chrysene-d12	240	11.866	11.873	-0.007	97	3179278	8.00	8.00	
* 109 Perylene-d12	264	13.835	13.837	-0.002	96	2747502	8.00	8.00	

Reagents:

SM_BNAL1B_00015 Amount Added: 1.00 Units: mL

Report Date: 19-Jan-2017 07:47:09 Chrom Revision: 2.2 10-Jan-2017 11:26:10

TestAmerica Edison

Data File: \\ChromNA\Edison\ChromData\CBNAMS6\20170117-50565.b\M237541.D

Injection Date: 18-Jan-2017 17:10:30 Instrument ID: CBNAMS6 Operator ID:

Lims ID: std02 Worklist Smp#: 16

Client ID:

Injection Vol: 5.0 ul Dil. Factor: 1.0000 ALS Bottle#: 16

Method: 8270LVI_R6 Limit Group: SV 625 ICAL

Column: Rtxi-5Sil MS (0.25 mm)

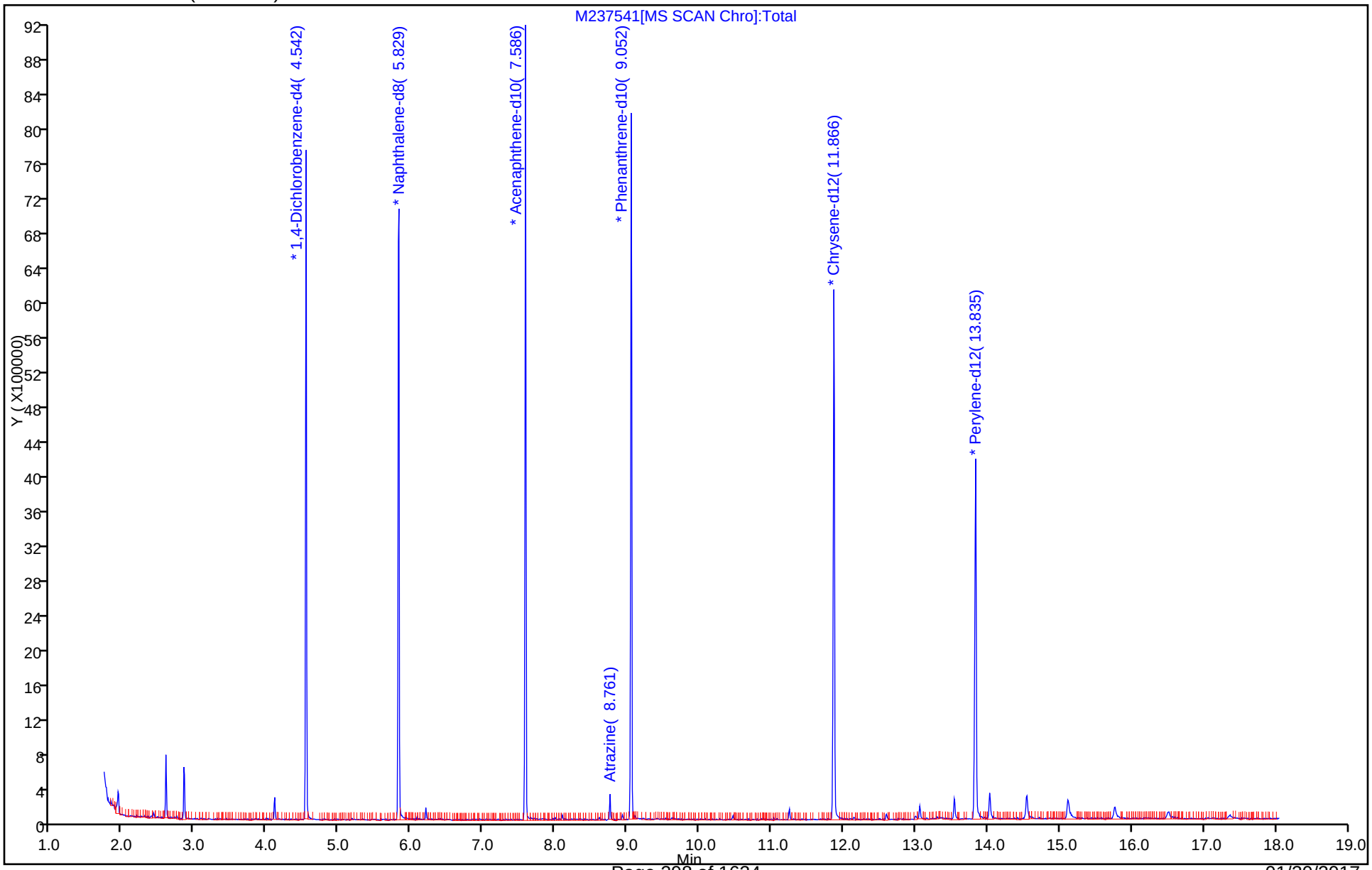

FORM VI
GC/MS SEMI VOA BY INTERNAL STANDARD - INITIAL CALIBRATION DATA
CURVE EVALUATION

Lab Name: TestAmerica Edison Job No.: 460-127124-1 Analy Batch No.: 416442

SDG No.:

Instrument ID: CBNAMS6 GC Column: Rtxi-5Sil M ID: 0.25(mm) Heated Purge: (Y/N) N

Calibration Start Date: 01/25/2017 16:11 Calibration End Date: 01/25/2017 18:49 Calibration ID: 60584

Calibration Files:

LEVEL:	LAB SAMPLE ID:	LAB FILE ID:
Level 1	STD01 460-416442/9	M237802.D
Level 2	STD02 460-416442/8	M237801.D
Level 3	STD1 460-416442/7	M237800.D
Level 4	STD2 460-416442/6	M237799.D
Level 5	STD4 460-416442/5	M237798.D
Level 6	ICIS 460-416442/2	M237795.D
Level 7	STD16 460-416442/4	M237797.D
Level 8	STD24 460-416442/3	M237796.D

ANALYTE	RRF					CURVE TYPE	COEFFICIENT			#	MIN RRF	%RSD	#	MAX %RSD	R^2 OR COD	#	MIN R^2 OR COD
	LVL 1 LVL 6	LVL 2 LVL 7	LVL 3 LVL 8	LVL 4	LVL 5		B	M1	M2								
1,4-Dioxane	0.4071	0.4232	0.3877 0.4756	0.4097	0.4619	Ave		0.4276				8.0		35.0			
N-Nitrosodimethylamine	0.8821	0.8172	0.7795 0.8985	0.9159	1.0075	Ave		0.8834				9.0		35.0			
Pyridine	1.1041	0.9806	0.9097 1.0339	1.0584	1.2489	Ave		1.0559				11.0		35.0			
Aniline	1.8250	1.7212	1.8184 2.0052	1.7924	1.9479	Ave		1.8517				5.7		35.0			
Phenol	1.7697	1.7174	1.5437 1.9932	1.7248	1.8504	Ave		1.7665				8.5		35.0			
Bis(2-chloroethyl)ether	1.0355 1.3219	1.2362 1.2833	1.1355 1.5022	1.1156	1.3799	Ave		1.2513				12.2		35.0			
Benzonitrile	2.2293	2.1373	2.6232 2.3741	2.1917	2.5635	Ave		2.3532				8.6		35.0			
2-Chlorophenol	1.0092	0.9681	1.0009 1.1628	1.0136	1.1018	Ave		1.0428				7.1		35.0			
Decane	1.8115	1.5584	2.2741 1.8784	1.9818	2.1078	Ave		1.9353				12.8		35.0			
1,3-Dichlorobenzene	1.2809	1.2090	1.2094 1.5058	1.3198	1.2532	Ave		1.2963				8.6		35.0			
1,4-Dichlorobenzene	1.4330	1.2984	1.2206 1.6466	1.1663	1.3492	Ave		1.3523				12.7		35.0			
Benzyl alcohol	0.7220	0.7218	0.6384 0.9111	0.7897	0.7776	Ave		0.7601				12.0		35.0			
1,2-Dichlorobenzene	1.3435	1.3464	1.0475 +++++	1.2463	1.3197	Ave		1.2607				10.0		35.0			
2-Methylphenol	1.0682	1.0465	1.0107 1.3210	1.0716	1.1420	Ave		1.1100				10.1		35.0			

Note: The m1 coefficient is the same as Ave RRF for an Ave curve type.

FORM VI
GC/MS SEMI VOA BY INTERNAL STANDARD - INITIAL CALIBRATION DATA
CURVE EVALUATION

Lab Name: TestAmerica Edison Job No.: 460-127124-1 Analy Batch No.: 416442

SDG No.:

Instrument ID: CBNAMS6 GC Column: Rtxi-5Sil M ID: 0.25(mm) Heated Purge: (Y/N) N

Calibration Start Date: 01/25/2017 16:11 Calibration End Date: 01/25/2017 18:49 Calibration ID: 60584

ANALYTE	RRF					CURVE TYPE	COEFFICIENT			#	MIN RRF	%RSD	#	MAX %RSD	R^2 OR COD	#	MIN R^2 OR COD
	LVL 1 LVL 6	LVL 2 LVL 7	LVL 3 LVL 8	LVL 4	LVL 5		B	M1	M2								
2,2'-oxybis[1-chloropropane]	2.3799	2.0383	2.5999 2.3968	2.4848	2.8522	Ave		2.4587				10.9		35.0			
N-Methylaniline	1.9637	1.8035	2.2291 +++++	1.9492	2.2840	Ave		2.0459				9.9		35.0			
Acetophenone	2.6267	2.2131	2.6060 2.5350	2.6033	2.4542	Ave		2.5064				6.3		35.0			
N-Nitrosodi-n-propylamine	1.6675 1.7385	1.6606 1.4966	2.1184 1.7063	1.9465	1.8741	Ave		1.7760			0.0500	11.0		35.0			
4-Methylphenol	1.2081	1.0210	1.2738 1.2498	1.0358	1.1230	Ave		1.1519				9.4		35.0			
Hexachloroethane	0.2445 0.9602	0.7889 0.8163	0.9579 0.9854	0.9973	1.0150	Ave		0.8457				30.4		35.0			
Nitrobenzene	0.8585 1.1967	0.8392 1.0315	1.1791 1.1525	1.1695	1.1520	Ave		1.0724				13.7		35.0			
n,n'-Dimethylaniline	1.4387 1.9144	1.8393 1.8276	1.5531 2.2583	1.7230	1.8213	Ave		1.7970				13.7		35.0			
Isophorone	1.2616	1.4554 1.1046	1.4346 1.1689	1.4156	1.3550	Ave		1.3137				10.5		35.0			
2-Nitrophenol	0.2126	0.2050	0.1786 0.2397	0.1890	0.2183	Ave		0.2072				10.5		35.0			
2,4-Dimethylphenol	0.3308	0.3027	0.2773 0.3340	0.2969	0.3207	Ave		0.3104				7.1		35.0			
Bis(2-chloroethoxy)methane	0.5093	0.4539	0.6172 0.5218	0.5309	0.5321	Ave		0.5275				10.0		35.0			
Benzoic acid	0.1828	0.1643	0.0903 0.2039	0.1251	0.1707	Qua	0.0186	0.1337	0.0027687						0.9930		0.9900
2,4-Dichlorophenol	0.4199	0.4112	0.3467 0.4670	0.3933	0.3746	Ave		0.4021				10.3		35.0			
1,2,4-Trichlorobenzene	0.3704 0.5442	0.4659 0.4965	0.5282 0.5840	0.4517	0.4951	Ave		0.4920				13.2		35.0			
Naphthalene	0.8991	0.8820	0.8215 1.0320	0.8755	0.8460	Ave		0.8927				8.2		35.0			
4-Chloroaniline	0.4376	0.4236	0.3520 0.5102	0.4151	0.3986	Ave		0.4228				12.3		35.0			
Hexachlorobutadiene	0.4396 0.5801	0.3708 0.5166	0.5629 0.5700	0.5401	0.5633	Ave		0.5179				14.4		35.0			
4-Chloro-3-methylphenol	0.5076	0.4366	0.5470 0.4732	0.5278	0.5204	Ave		0.5021				8.0		35.0			
2-Methylnaphthalene	0.7626	0.6965	0.6691 0.8376	0.6585	0.7306	Ave		0.7258				9.2		35.0			

Note: The m1 coefficient is the same as Ave RRF for an Ave curve type.

FORM VI
GC/MS SEMI VOA BY INTERNAL STANDARD - INITIAL CALIBRATION DATA
CURVE EVALUATION

Lab Name: TestAmerica Edison Job No.: 460-127124-1 Analy Batch No.: 416442

SDG No.:

Instrument ID: CBNAMS6 GC Column: Rtxi-5Sil M ID: 0.25(mm) Heated Purge: (Y/N) N

Calibration Start Date: 01/25/2017 16:11 Calibration End Date: 01/25/2017 18:49 Calibration ID: 60584

ANALYTE	RRF					CURVE TYPE	COEFFICIENT			#	MIN RRF	%RSD	#	MAX %RSD	R^2 OR COD	#	MIN R^2 OR COD
	LVL 1 LVL 6	LVL 2 LVL 7	LVL 3 LVL 8	LVL 4	LVL 5		B	M1	M2								
1-Methylnaphthalene	0.7108	0.5862 0.6902	0.6648 0.7742	0.6675	0.6890	Ave		0.6832				8.3		35.0			
Hexachlorocyclopentadiene	0.9667	0.9011	0.5358 +++++	0.7816	0.8517	Lin	-0.273	0.9381			0.0500				0.9970		0.9900
1,2,4,5-Tetrachlorobenzene	1.2119	1.0943	0.8895 1.3421	1.0570	1.1224	Ave		1.1195				13.6		35.0			
2,4,6-Trichlorophenol	0.5656	0.3353 0.5494	0.3462 +++++	0.5186	0.5353	Ave		0.4751				22.2		35.0			
2,4,5-Trichlorophenol	0.5787	0.5432	0.4708 0.6757	0.5599	0.5379	Ave		0.5610				11.9		35.0			
Diphenyl	1.6009	1.6136	1.2061 1.8178	1.4260	1.3608	Ave		1.5042				14.4		35.0			
2-Chloronaphthalene	1.1888	1.2943	1.0290 +++++	1.0588	1.1439	Ave		1.1430				9.3		35.0			
Diphenyl ether	0.8812	0.8860	0.7734 1.0728	0.7847	0.8777	Ave		0.8793				12.2		35.0			
2-Nitroaniline	0.9379	0.8645	0.7566 0.9752	0.9063	0.9288	Ave		0.8949				8.6		35.0			
Dimethylnaphthalene, total	0.9659	0.9517	0.6624 +++++	0.8502	0.9036	Ave		0.8667				14.2		35.0			
Dimethyl phthalate	1.5276	1.4272	1.5096 1.7374	1.5211	1.4630	Ave		1.5310				7.1		35.0			
Coumarin	0.2519	0.2339	0.3018 0.2690	0.2820	0.2592	Ave		0.2663				8.9		35.0			
2,6-Dinitrotoluene	0.3217	0.2330 0.3086	0.2598 0.3392	0.3123	0.3101	Ave		0.2978				12.6		35.0			
Acenaphthylene	1.4656	1.4230	1.2783 1.6352	1.4168	1.4800	Ave		1.4498				8.0		35.0			
3-Nitroaniline	0.2523	0.2430	0.2125 0.2792	0.2769	0.2427	Ave		0.2511				9.9		35.0			
Acenaphthene	1.3857	1.3550	1.0528 1.6315	1.2745	1.5460	Ave		1.3743				14.9		35.0			
2,4-Dinitrophenol	0.2618	0.2366	0.0991 0.2856	0.1579	0.2076	Qua	-0.143	0.2088	0.0015912		0.0500				0.9950		0.9900
4-Nitrophenol	0.5755	0.4853	0.4059 0.5934	0.5604	0.5541	Ave		0.5291			0.0500	13.4		35.0			
2,4-Dinitrotoluene	0.5103	0.2938 0.5018	0.4167 +++++	0.4454	0.4168	Qua	-0.110	0.4946	0.0010726						0.9980		0.9900
Dibenzofuran	1.7164	1.7045	1.4910 1.9526	1.6862	1.5828	Ave		1.6889				9.2		35.0			

Note: The m1 coefficient is the same as Ave RRF for an Ave curve type.

FORM VI
GC/MS SEMI VOA BY INTERNAL STANDARD - INITIAL CALIBRATION DATA
CURVE EVALUATION

Lab Name: TestAmerica Edison Job No.: 460-127124-1 Analy Batch No.: 416442

SDG No.:

Instrument ID: CBNAMS6 GC Column: Rtxi-5Sil M ID: 0.25(mm) Heated Purge: (Y/N) N

Calibration Start Date: 01/25/2017 16:11 Calibration End Date: 01/25/2017 18:49 Calibration ID: 60584

ANALYTE	RRF					CURVE TYPE	COEFFICIENT			#	MIN RRF	%RSD	#	MAX %RSD	R^2 OR COD	#	MIN R^2 OR COD
	LVL 1 LVL 6	LVL 2 LVL 7	LVL 3 LVL 8	LVL 4	LVL 5		B	M1	M2								
2,3,4,6-Tetrachlorophenol	0.6635	0.6081	0.5333 0.7012	0.5905	0.6407	Ave		0.6229				9.5		35.0			
Diethyl phthalate	1.6021	1.5816	1.5947 1.8094	1.6358	1.5483	Ave		1.6286				5.7		35.0			
Fluorene	1.5443	1.3835	1.1612 1.8165	1.3054	1.2327	Ave		1.4073				17.1		35.0			
4-Chlorophenyl phenyl ether	1.0387	0.8989	0.7527 1.1181	0.8271	0.8387	Ave		0.9124				15.2		35.0			
4-Nitroaniline	0.2512	0.2581	0.2014 0.2659	0.2290	0.2196	Ave		0.2375				10.5		35.0			
4,6-Dinitro-2-methylphenol	0.2145	0.0630 0.2040	0.1538 0.2384	0.1766	0.1829	Qua	-0.003	0.1717	0.0013473						0.9980		0.9900
N-Nitrosodiphenylamine	0.5241	0.4900	0.4886 0.5902	0.5411	0.4840	Ave		0.5197				8.0		35.0			
1,2-Diphenylhydrazine	1.0629	0.9497	1.2519 1.0685	1.2691	1.2528	Ave		1.1425				11.7		35.0			
4-Bromophenyl phenyl ether	0.4616	0.4086	0.4264 0.4678	0.5222	0.4615	Ave		0.4580				8.6		35.0			
Hexachlorobenzene	0.5503 0.6702	0.7600 0.5341	0.7158 0.6115	0.6679	0.6235	Ave		0.6417				12.1		35.0			
Pentachlorophenol	0.4058	0.3409	0.2782 0.3838	0.3363	0.3989	Ave		0.3573				13.6		35.0			
n-Octadecane	0.5947	0.5110	0.5946 0.6702	0.6677	0.5627	Ave		0.6002				10.2		35.0			
Phenanthrene	0.9965	0.9283	0.9558 1.0646	1.0247	0.9816	Ave		0.9919				4.9		35.0			
Anthracene	1.0512	0.9583	1.0396 1.1117	1.0618	0.9683	Ave		1.0318				5.7		35.0			
Carbazole	0.8948	0.8466	0.8741 0.9965	0.8931	0.8522	Ave		0.8929				6.1		35.0			
Di-n-butyl phthalate	1.3339	1.1930	1.5704 1.2617	1.5966	1.3824	Ave		1.3897				11.8		35.0			
Fluoranthene	1.3162	1.2311	1.3229 1.4459	1.3309	1.3502	Ave		1.3328				5.2		35.0			
Benzidine	0.5910	0.6766	0.3694 +++++	0.4481	0.5391	Ave		0.5248				22.9		35.0			
Pyrene	0.8089	0.6628	0.9317 0.6870	0.9359	0.8434	Ave		0.8116				14.4		35.0			
Butyl benzyl phthalate	0.4188	0.3739	0.4021 0.4007	0.4329	0.4318	Ave		0.4100				5.5		35.0			

Note: The m1 coefficient is the same as Ave RRF for an Ave curve type.

FORM VI
GC/MS SEMI VOA BY INTERNAL STANDARD - INITIAL CALIBRATION DATA
CURVE EVALUATION

Lab Name: TestAmerica Edison Job No.: 460-127124-1 Analy Batch No.: 416442

SDG No.:

Instrument ID: CBNAMS6 GC Column: Rtxi-5Sil M ID: 0.25(mm) Heated Purge: (Y/N) N

Calibration Start Date: 01/25/2017 16:11 Calibration End Date: 01/25/2017 18:49 Calibration ID: 60584

ANALYTE	RRF					CURVE TYPE	COEFFICIENT			#	MIN RRF	%RSD	#	MAX %RSD	R^2 OR COD	#	MIN R^2 OR COD
	LVL 1 LVL 6	LVL 2 LVL 7	LVL 3 LVL 8	LVL 4	LVL 5		B	M1	M2								
2,3,7,8-TCDD	0.4010					Ave		0.4010						35.0			
Carbamazepine	0.2687	0.3182	0.0953 0.3550	0.2193	0.3295	Qua	-0.019	0.2395	0.0048352						0.9970		0.9900
3,3'-Dichlorobenzidine	0.4636	0.4190	0.3786 0.4665	0.4797	0.5370	Ave		0.4574				11.8		35.0			
Benzo[a]anthracene	1.2214 0.9358	1.0843 0.8081	1.0602 0.8990	1.0417	1.0053	Ave		1.0070				12.6		35.0			
Chrysene	0.8578	0.7300 0.7513	0.8544 0.7992	0.8773	0.9280	Ave		0.8283				8.6		35.0			
Bis(2-ethylhexyl) phthalate	0.5345	0.5100 0.5308	0.4776 0.5792	0.5308	0.5525	Ave		0.5308				6.0		35.0			
Di-n-octyl phthalate	0.7910	0.7806	0.8010 0.8453	0.8504	0.8182	Ave		0.8144				3.5		35.0			
Benzo[b]fluoranthene	1.0473 0.9909	1.1192 0.9537	1.1028 1.1522	1.1508	1.0735	Ave		1.0738				6.8		35.0			
Benzo[k]fluoranthene	1.1072 1.0241	0.9975 0.8760	1.2730 0.7193	1.0544	1.0238	Ave		1.0094				16.0		35.0			
Benzo[a]pyrene	0.9608 0.9619	1.0116 0.8783	1.0081 0.9720	1.1147	1.0321	Ave		0.9924				6.9		35.0			
Indeno[1,2,3-cd]pyrene	0.8765 0.9937	0.8740 0.9273	1.0006 1.0635	1.1614	1.0251	Ave		0.9903				9.8		35.0			
Dibenz(a,h)anthracene	0.9397 0.9643	0.9846 0.8631	0.9011 0.9818	1.0803	1.0582	Ave		0.9716				7.5		35.0			
Benzo[g,h,i]perylene	0.9524	0.8956	1.0661 1.0141	1.1393	1.1061	Ave		1.0289				9.1		35.0			
2-Fluorophenol	0.9999	1.0585 0.9184	0.8390 1.0963	0.9177	1.0022	Ave		0.9760				9.2		35.0			
Phenol-d5	1.5925	1.1530 1.5075	1.4799 1.9465	1.5127	1.7616	Ave		1.5648				15.8		35.0			
Nitrobenzene-d5	0.8105 0.8936	0.6516 0.7581	0.7897 0.8749	0.7831	0.9288	Ave		0.8113				10.8		35.0			
2-Fluorobiphenyl	1.2157 1.5250	1.1918 1.4781	1.3151 1.7781	1.4440	1.5556	Ave		1.4379				13.5		35.0			
2,4,6-Tribromophenol	0.8126	0.4322 0.6463	0.5652 0.7363	0.7043	0.7607	Lin	0.0125	0.7195							0.9900		0.9900
Terphenyl-d14	0.7583 0.8590	0.9547 0.6381	0.8823 0.6496	0.8833	0.9297	Ave		0.8194				15.0		35.0			

Note: The m1 coefficient is the same as Ave RRF for an Ave curve type.

FORM VI
GC/MS SEMI VOA BY INTERNAL STANDARD - INITIAL CALIBRATION DATA
RESPONSE AND CONCENTRATION

Lab Name: TestAmerica Edison Job No.: 460-127124-1 Analy Batch No.: 416442

SDG No.:

Instrument ID: CBNAMS6 GC Column: Rtxi-5Sil M ID: 0.25(mm) Heated Purge: (Y/N) N

Calibration Start Date: 01/25/2017 16:11 Calibration End Date: 01/25/2017 18:49 Calibration ID: 60584

Calibration Files:

LEVEL:	LAB SAMPLE ID:	LAB FILE ID:
Level 1	STD01 460-416442/9	M237802.D
Level 2	STD02 460-416442/8	M237801.D
Level 3	STD1 460-416442/7	M237800.D
Level 4	STD2 460-416442/6	M237799.D
Level 5	STD4 460-416442/5	M237798.D
Level 6	ICIS 460-416442/2	M237795.D
Level 7	STD16 460-416442/4	M237797.D
Level 8	STD24 460-416442/3	M237796.D

ANALYTE	IS REF	CURVE TYPE	RESPONSE					CONCENTRATION (UG/ML)				
			LVL 1 LVL 6	LVL 2 LVL 7	LVL 3 LVL 8	LVL 4	LVL 5	LVL 6	LVL 2 LVL 7	LVL 3 LVL 8	LVL 4	LVL 5
1,4-Dioxane	DCBd 4	Ave	238684	446978	23579 618965	46126	99820	10.0	16.0	1.00 24.0	2.00	4.00
N-Nitrosodimethylamine	DCBd 4	Ave	517140	862969	47406 1169201	103111	217744	10.0	16.0	1.00 24.0	2.00	4.00
Pyridine	DCBd 4	Ave	647261	1035528	55322 1345421	119150	269917	10.0	16.0	1.00 24.0	2.00	4.00
Aniline	DCBd 4	Ave	1069889	1817719	110580 2609423	201793	420976	10.0	16.0	1.00 24.0	2.00	4.00
Phenol	DCBd 4	Ave	1037488	1813672	93878 2593852	194184	399902	10.0	16.0	1.00 24.0	2.00	4.00
Bis(2-chloroethyl)ether	DCBd 4	Ave	5967 774985	15452 1355222	69055 1954790	125599	298215	0.100 10.0	0.200 16.0	1.00 24.0	2.00	4.00
Benzonitrile	DCBd 4	Ave	1306926	2257152	159526 3089532	246739	554028	10.0	16.0	1.00 24.0	2.00	4.00
2-Chlorophenol	DCBd 4	Ave	591670	1022394	60870 1513150	114117	238116	10.0	16.0	1.00 24.0	2.00	4.00
Decane	DCBd 4	Ave	1062002	1645794	138296 2444406	223107	455531	10.0	16.0	1.00 24.0	2.00	4.00
1,3-Dichlorobenzene	DCBd 4	Ave	750914	1276806	73548 1959529	148579	270839	10.0	16.0	1.00 24.0	2.00	4.00
1,4-Dichlorobenzene	DCBd 4	Ave	840109	1371182	74226 2142702	131306	291592	10.0	16.0	1.00 24.0	2.00	4.00
Benzyl alcohol	DCBd 4	Ave	423288	762271	38823 1185610	88904	168056	10.0	16.0	1.00 24.0	2.00	4.00
1,2-Dichlorobenzene	DCBd 4	Ave	787634	1421900	63702 +++++	140315	285202	10.0	16.0	1.00 +++++	2.00	4.00
2-Methylphenol	DCBd 4	Ave	626252	1105138	61462 1719023	120639	246817	10.0	16.0	1.00 24.0	2.00	4.00
2,2'-oxybis[1-chloropropane]	DCBd 4	Ave	1395242	2152607	158104 3119076	279740	616404	10.0	16.0	1.00 24.0	2.00	4.00

FORM VI
GC/MS SEMI VOA BY INTERNAL STANDARD - INITIAL CALIBRATION DATA
RESPONSE AND CONCENTRATION

Lab Name: TestAmerica Edison Job No.: 460-127124-1 Analy Batch No.: 416442

SDG No.:

Instrument ID: CBNAMS6 GC Column: Rtxi-5Sil M ID: 0.25(mm) Heated Purge: (Y/N) N

Calibration Start Date: 01/25/2017 16:11 Calibration End Date: 01/25/2017 18:49 Calibration ID: 60584

ANALYTE	IS REF	CURVE TYPE	RESPONSE					CONCENTRATION (UG/ML)				
			LVL 1 LVL 6	LVL 2 LVL 7	LVL 3 LVL 8	LVL 4	LVL 5	LVL 6	LVL 2 LVL 7	LVL 3 LVL 8	LVL 4	LVL 5
N-Methylaniline	DCBd 4	Ave	1151244	1904627	135554 +++++	219441	493614	10.0	16.0	1.00 +++++	2.00	4.00
Acetophenone	DCBd 4	Ave	1539903	2337203	158475 3298849	293084	530395	10.0	16.0	1.00 24.0	2.00	4.00
N-Nitrosodi-n-propylamine	DCBd 4	Ave	9609 1019227	20756 1580461	128823 2220438	219135	405018	0.100 10.0	0.200 16.0	1.00 24.0	2.00	4.00
4-Methylphenol	DCBd 4	Ave	708256	1078278	77463 1626443	116606	242691	10.0	16.0	1.00 24.0	2.00	4.00
Hexachloroethane	DCBd 4	Ave	1409 562947	9861 862024	58255 1282370	112273	219370	0.100 10.0	0.200 16.0	1.00 24.0	2.00	4.00
Nitrobenzene	NPT	Ave	18790 2105492	37444 3178322	248579 4422737	452340	854348	0.100 10.0	0.200 16.0	1.00 24.0	2.00	4.00
n,n'-Dimethylaniline	DCBd 4	Ave	8291 1122306	22990 1930053	94449 2938721	193980	393613	0.100 10.0	0.200 16.0	1.00 24.0	2.00	4.00
Isophorone	NPT	Ave	2219570	64939 3403526	302436 4485691	547537	1004895	10.0	0.200 16.0	1.00 24.0	2.00	4.00
2-Nitrophenol	NPT	Ave	374037	631637	37656 919845	73089	161917	10.0	16.0	1.00 24.0	2.00	4.00
2,4-Dimethylphenol	NPT	Ave	582045	932743	58452 1281829	114851	237854	10.0	16.0	1.00 24.0	2.00	4.00
Bis(2-chloroethoxy)methane	NPT	Ave	896125	1398427	130110 2002399	205339	394566	10.0	16.0	1.00 24.0	2.00	4.00
Benzoic acid	NPT	Qua	321575	506089	19045 782376	48392	126593	10.0	16.0	1.00 24.0	2.00	4.00
2,4-Dichlorophenol	NPT	Ave	738841	1267107	73093 1792017	152112	277774	10.0	16.0	1.00 24.0	2.00	4.00
1,2,4-Trichlorobenzene	NPT	Ave	8107 957444	20790 1529799	111344 2241187	174701	367146	0.100 10.0	0.200 16.0	1.00 24.0	2.00	4.00
Naphthalene	NPT	Ave	1581801	2717484	173181 3960514	338627	627377	10.0	16.0	1.00 24.0	2.00	4.00
4-Chloroaniline	NPT	Ave	769823	1305025	74216 1957770	160566	295615	10.0	16.0	1.00 24.0	2.00	4.00
Hexachlorobutadiene	NPT	Ave	9622 1020554	16546 1591809	118666 2187634	208888	417733	0.100 10.0	0.200 16.0	1.00 24.0	2.00	4.00
4-Chloro-3-methylphenol	NPT	Ave	893129	1345230	115312 1815961	204153	385959	10.0	16.0	1.00 24.0	2.00	4.00
2-Methylnaphthalene	NPT	Ave	1341700	2146120	141057 3214213	254707	541836	10.0	16.0	1.00 24.0	2.00	4.00
1-Methylnaphthalene	NPT	Ave	1250553	26156 2126663	140140 2971044	258192	510923	10.0	0.200 16.0	1.00 24.0	2.00	4.00
Hexachlorocyclopentadiene	ANT	Lin	1108252	1663744	88208 +++++	214363	431413	10.0	16.0	1.00 +++++	2.00	4.00

FORM VI
GC/MS SEMI VOA BY INTERNAL STANDARD - INITIAL CALIBRATION DATA
RESPONSE AND CONCENTRATION

Lab Name: TestAmerica Edison Job No.: 460-127124-1 Analy Batch No.: 416442

SDG No.:

Instrument ID: CBNAMS6 GC Column: Rtxi-5Sil M ID: 0.25(mm) Heated Purge: (Y/N) N

Calibration Start Date: 01/25/2017 16:11 Calibration End Date: 01/25/2017 18:49 Calibration ID: 60584

ANALYTE	IS REF	CURVE TYPE	RESPONSE					CONCENTRATION (UG/ML)				
			LVL 1 LVL 6	LVL 2 LVL 7	LVL 3 LVL 8	LVL 4	LVL 5	LVL 6	LVL 2 LVL 7	LVL 3 LVL 8	LVL 4	LVL 5
1,2,4,5-Tetrachlorobenzene	ANT	Ave	1389342	2020445	146434 2842724	289883	568516	10.0	16.0	1.00 24.0	2.00	4.00
2,4,6-Trichlorophenol	ANT	Ave	648461	10884 1014386	56996 +++++	142234	271145	10.0	0.200 16.0	1.00 +++++	2.00	4.00
2,4,5-Trichlorophenol	ANT	Ave	663402	1003005	77510 1431239	153558	272482	10.0	16.0	1.00 24.0	2.00	4.00
Diphenyl	ANT	Ave	1835369	2979364	198550 3850273	391068	689296	10.0	16.0	1.00 24.0	2.00	4.00
2-Chloronaphthalene	ANT	Ave	1362883	2389867	169392 +++++	290360	579408	10.0	16.0	1.00 +++++	2.00	4.00
Diphenyl ether	ANT	Ave	1010280	1635913	127314 2272289	215204	444574	10.0	16.0	1.00 24.0	2.00	4.00
2-Nitroaniline	ANT	Ave	1075219	1596186	124547 2065575	248549	470458	10.0	16.0	1.00 24.0	2.00	4.00
Dimethylnaphthalene, total	ANT	Ave	1107310	1757160	109042 +++++	233174	457677	10.0	16.0	1.00 +++++	2.00	4.00
Dimethyl phthalate	ANT	Ave	1751289	2635252	248512 3679982	417147	741050	10.0	16.0	1.00 24.0	2.00	4.00
Coumarin	NPT	Ave	443115	720819	63621 1032355	109076	192257	10.0	16.0	1.00 24.0	2.00	4.00
2,6-Dinitrotoluene	ANT	Ave	368799	7564 569886	42763 718544	85657	157090	10.0	0.200 16.0	1.00 24.0	2.00	4.00
Acenaphthylene	ANT	Ave	1680215	2627379	210426 3463662	388546	749654	10.0	16.0	1.00 24.0	2.00	4.00
3-Nitroaniline	ANT	Ave	289278	448726	34975 591472	75928	122912	10.0	16.0	1.00 24.0	2.00	4.00
Acenaphthene	ANT	Ave	1588686	2501925	173316 3455724	349538	783084	10.0	16.0	1.00 24.0	2.00	4.00
2,4-Dinitrophenol	ANT	Qua	600345	873765	32639 1210028	86583	210298	20.0	32.0	2.00 48.0	4.00	8.00
4-Nitrophenol	ANT	Ave	1319612	1792155	133625 2513694	307388	561295	20.0	32.0	2.00 48.0	4.00	8.00
2,4-Dinitrotoluene	ANT	Qua	585039	9538 926506	68600 +++++	122141	211131	10.0	0.200 16.0	1.00 +++++	2.00	4.00
Dibenzofuran	ANT	Ave	1967781	3147225	245450 4135935	462437	801736	10.0	16.0	1.00 24.0	2.00	4.00
2,3,4,6-Tetrachlorophenol	ANT	Ave	760651	1122823	87792 1485301	161941	324514	10.0	16.0	1.00 24.0	2.00	4.00
Diethyl phthalate	ANT	Ave	1836726	2920244	262515 3832496	448610	784256	10.0	16.0	1.00 24.0	2.00	4.00
Fluorene	ANT	Ave	1770419	2554524	191152 3847641	358013	624396	10.0	16.0	1.00 24.0	2.00	4.00

FORM VI
GC/MS SEMI VOA BY INTERNAL STANDARD - INITIAL CALIBRATION DATA
RESPONSE AND CONCENTRATION

Lab Name: TestAmerica Edison Job No.: 460-127124-1 Analy Batch No.: 416442

SDG No.:

Instrument ID: CBNAMS6 GC Column: Rtxi-5Sil M ID: 0.25(mm) Heated Purge: (Y/N) N

Calibration Start Date: 01/25/2017 16:11 Calibration End Date: 01/25/2017 18:49 Calibration ID: 60584

ANALYTE	IS REF	CURVE TYPE	RESPONSE					CONCENTRATION (UG/ML)				
			LVL 1 LVL 6	LVL 2 LVL 7	LVL 3 LVL 8	LVL 4	LVL 5	LVL 6	LVL 2 LVL 7	LVL 3 LVL 8	LVL 4	LVL 5
4-Chlorophenyl phenyl ether	ANT	Ave	1190831	1659759	123915 2368369	226824	424833	10.0	16.0	1.00 24.0	2.00	4.00
4-Nitroaniline	ANT	Ave	287956	476546	33150 563312	62796	111249	10.0	16.0	1.00 24.0	2.00	4.00
4,6-Dinitro-2-methylphenol	PHN	Qua	854989	8234 1309555	79359 1723548	154279	319984	20.0	0.400 32.0	2.00 48.0	4.00	8.00
N-Nitrosodiphenylamine	PHN	Ave	1044660	1572643	126092 2133653	236401	423480	10.0	16.0	1.00 24.0	2.00	4.00
1,2-Diphenylhydrazine	PHN	Ave	2118683	3048138	323049 3862577	554452	1096152	10.0	16.0	1.00 24.0	2.00	4.00
4-Bromophenyl phenyl ether	PHN	Ave	920113	1311275	110017 1691066	228156	403777	10.0	16.0	1.00 24.0	2.00	4.00
Hexachlorobenzene	PHN	Ave	16454 1336041	49665 1714063	184709 2210623	291803	545515	0.100 10.0	0.200 16.0	1.00 24.0	2.00	4.00
Pentachlorophenol	PHN	Ave	1617614	2188269	143559 2775277	293849	698037	20.0	32.0	2.00 48.0	4.00	8.00
n-Octadecane	PHN	Ave	1185387	1639921	153444 2422782	291713	492360	10.0	16.0	1.00 24.0	2.00	4.00
Phenanthrene	PHN	Ave	1986443	2979194	246627 3848629	447657	858821	10.0	16.0	1.00 24.0	2.00	4.00
Anthracene	PHN	Ave	2095334	3075468	268265 4018843	463876	847163	10.0	16.0	1.00 24.0	2.00	4.00
Carbazole	PHN	Ave	1783575	2717146	225555 3602402	390167	745631	10.0	16.0	1.00 24.0	2.00	4.00
Di-n-butyl phthalate	PHN	Ave	2658891	3828780	405220 4561184	697515	1209531	10.0	16.0	1.00 24.0	2.00	4.00
Fluoranthene	PHN	Ave	2623568	3951025	341374 5226989	581436	1181306	10.0	16.0	1.00 24.0	2.00	4.00
Benzidine	PHN	Ave	1178043	2171495	95326 +++++	195779	471676	10.0	16.0	1.00 +++++	2.00	4.00
Pyrene	CRY	Ave	2499452	3918628	351429 5272981	592527	1136835	10.0	16.0	1.00 24.0	2.00	4.00
Butyl benzyl phthalate	CRY	Ave	1293906	2210557	151652 3075780	274048	582104	10.0	16.0	1.00 24.0	2.00	4.00
2,3,7,8-TCDD	CRY	Ave	12389					0.100				
Carbamazepine	CRY	Qua	830218	1881087	35956 2724796	138813	444205	10.0	16.0	1.00 24.0	2.00	4.00
3,3'-Dichlorobenzidine	CRY	Ave	1432409	2477518	142801 3580208	303691	723902	10.0	16.0	1.00 24.0	2.00	4.00
Benzo[a]anthracene	CRY	Ave	43400 2891454	81078 4777426	399897 6899869	659496	1355095	0.100 10.0	0.200 16.0	1.00 24.0	2.00	4.00

FORM VI
GC/MS SEMI VOA BY INTERNAL STANDARD - INITIAL CALIBRATION DATA
RESPONSE AND CONCENTRATION

Lab Name: TestAmerica Edison Job No.: 460-127124-1 Analy Batch No.: 416442

SDG No.:

Instrument ID: CBNAMS6 GC Column: Rtxi-5Sil M ID: 0.25(mm) Heated Purge: (Y/N) N

Calibration Start Date: 01/25/2017 16:11 Calibration End Date: 01/25/2017 18:49 Calibration ID: 60584

ANALYTE	IS REF	CURVE TYPE	RESPONSE					CONCENTRATION (UG/ML)				
			LVL 1 LVL 6	LVL 2 LVL 7	LVL 3 LVL 8	LVL 4	LVL 5	LVL 6	LVL 2 LVL 7	LVL 3 LVL 8	LVL 4	LVL 5
Chrysene	CRY	Ave	2650564	54590 4441837	322264 6134425	555414	1250865	10.0	0.200 16.0	1.00 24.0	2.00	4.00
Bis(2-ethylhexyl) phthalate	CRY	Ave	1651585	38136 3138058	180154 4445276	336033	744738	10.0	0.200 16.0	1.00 24.0	2.00	4.00
Di-n-octyl phthalate	PRY	Ave	2567791	4682842	322920 6762987	582367	1208623	10.0	16.0	1.00 24.0	2.00	4.00
Benzo[b]fluoranthene	PRY	Ave	38726 3216525	87063 5721253	444576 9218998	788078	1585713	0.100 10.0	0.200 16.0	1.00 24.0	2.00	4.00
Benzo[k]fluoranthene	PRY	Ave	40939 3324368	77592 5255041	513165 5754894	722065	1512264	0.100 10.0	0.200 16.0	1.00 24.0	2.00	4.00
Benzo[a]pyrene	PRY	Ave	35527 3122600	78691 5268810	406392 7777324	763322	1524511	0.100 10.0	0.200 16.0	1.00 24.0	2.00	4.00
Indeno[1,2,3-cd]pyrene	PRY	Ave	32411 3225640	67987 5562757	403382 8509467	795311	1514219	0.100 10.0	0.200 16.0	1.00 24.0	2.00	4.00
Dibenz(a,h)anthracene	PRY	Ave	34747 3130172	76591 5177753	363254 7855229	739797	1563065	0.100 10.0	0.200 16.0	1.00 24.0	2.00	4.00
Benzo[g,h,i]perylene	PRY	Ave	3091651	5372272	429760 8114302	780198	1633805	10.0	16.0	1.00 24.0	2.00	4.00
2-Fluorophenol	DCBd 4	Ave	586193	13231 969923	51023 1426664	103314	216604	10.0	0.200 16.0	1.00 24.0	2.00	4.00
Phenol-d5	DCBd 4	Ave	933591	14412 1592016	89995 2533069	170301	380703	10.0	0.200 16.0	1.00 24.0	2.00	4.00
Nitrobenzene-d5	NPT	Ave	17740 1572229	29074 2335739	166489 3357622	302884	688767	0.100 10.0	0.200 16.0	1.00 24.0	2.00	4.00
2-Fluorobiphenyl	ANT	Ave	17600 1748329	38688 2729254	216491 3766316	396001	787944	0.100 10.0	0.200 16.0	1.00 24.0	2.00	4.00
2,4,6-Tribromophenol	ANT	Lin	931568	14029 1193352	93040 1559634	193159	385305	10.0	0.200 16.0	1.00 24.0	2.00	4.00
Terphenyl-d14	CRY	Ave	26945 2654105	71388 3772436	332791 4985704	559211	1253226	0.100 10.0	0.200 16.0	1.00 24.0	2.00	4.00

Curve Type Legend:

Ave = Average ISTD
Lin = Linear ISTD
Qua = Quadratic ISTD

TestAmerica Edison
Target Compound Quantitation Report

Data File: \\ChromNA\Edison\ChromData\CBNAMS6\20170125-50828.b\M237795.D
Lims ID: icis
Client ID:
Sample Type: ICIS Calib Level: 6
Inject. Date: 25-Jan-2017 16:11:30 ALS Bottle#: 2 Worklist Smp#: 2
Injection Vol: 5.0 ul Dil. Factor: 1.0000
Sample Info: 460-0050828-002
Operator ID: Instrument ID: CBNAMS6
Sublist: chrom-8270LVI_R6*sub31

Method: \\ChromNA\Edison\ChromData\CBNAMS6\20170125-50828.b\8270LVI_R6.m
Limit Group: SV 625 ICAL
Last Update: 25-Jan-2017 23:57:50 Calib Date: 25-Jan-2017 18:49:30
Integrator: RTE ID Type: Deconvolution ID
Quant Method: Internal Standard Quant By: Initial Calibration
Last ICal File: \\ChromNA\Edison\ChromData\CBNAMS6\20170125-50828.b\M237802.D

Column 1 : Rtxi-5Sil MS (0.25 mm) Det: MS SCAN
Process Host: XAWRK007

First Level Reviewer: bayoumiw Date: 25-Jan-2017 16:53:59

Compound	Sig	RT (min.)	Adj RT (min.)	Dlt RT (min.)	Q	Response	Cal Amt ug/ml	OnCol Amt ug/ml	Flags
1 1,4-Dioxane	88	1.583	1.583	0.000	73	238684	10.0	9.52	
2 N-Nitrosodimethylamine	74	1.817	1.817	0.000	46	517140	10.0	9.98	
3 Pyridine	79	1.850	1.850	0.000	58	647261	10.0	10.5	
$ 4 2-Fluorophenol	112	2.984	2.984	0.000	55	586193	10.0	10.2	
$ 6 Phenol-d5	99	3.929	3.929	0.000	61	933591	10.0	10.2	
7 Phenol	94	3.946	3.946	0.000	53	1037488	10.0	10.0	
8 Aniline	93	3.946	3.946	0.000	43	1069889	10.0	9.86	
9 Bis(2-chloroethyl)ether	93	4.011	4.011	0.000	78	774985	10.0	10.6	
10 Benzonitrile	103	4.027	4.027	0.000	76	1306926	10.0	9.47	
11 2-Chlorophenol	128	4.068	4.068	0.000	57	591670	10.0	9.68	
12 n-Decane	43	4.116	4.116	0.000	83	1062002	10.0	9.36	
13 1,3-Dichlorobenzene	146	4.212	4.212	0.000	67	750914	10.0	9.88	
* 14 1,4-Dichlorobenzene-d4	152	4.270	4.270	0.000	82	469004	8.00	8.00	
15 1,4-Dichlorobenzene	146	4.286	4.286	0.000	73	840109	10.0	10.6	
17 Benzyl alcohol	108	4.423	4.423	0.000	72	423288	10.0	9.50	
18 1,2-Dichlorobenzene	146	4.439	4.439	0.000	76	787634	10.0	10.7	
19 2-Methylphenol	108	4.553	4.553	0.000	56	626252	10.0	9.62	
20 2,2'-oxybis[1-chloropropan	45	4.553	4.553	0.000	70	1395242	10.0	9.68	
23 N-Methylaniline	106	4.675	4.675	0.000	71	1151244	10.0	9.60	
24 Acetophenone	105	4.691	4.691	0.000	94	1539903	10.0	10.5	
25 N-Nitrosodi-n-propylamine	70	4.699	4.699	0.000	94	1019227	10.0	9.79	
26 3 & 4 Methylphenol	108	4.707	4.707	0.000	66	654410	NC	NC	
21 4-Methylphenol	108	4.707	4.707	0.000	78	708256	10.0	10.5	
27 Hexachloroethane	117	4.781	4.781	0.000	82	562947	10.0	11.4	
$ 28 Nitrobenzene-d5	82	4.838	4.838	0.000	96	1572229	10.0	11.0	
29 Nitrobenzene	77	4.854	4.854	0.000	75	2105492	10.0	11.2	
30 n,n'-Dimethylaniline	120	4.863	4.863	0.000	72	1122306	10.0	10.7	
31 Isophorone	82	5.106	5.106	0.000	89	2219570	10.0	9.60	
32 2-Nitrophenol	139	5.179	5.179	0.000	35	374037	10.0	10.3	
33 2,4-Dimethylphenol	122	5.243	5.243	0.000	68	582045	10.0	10.7	
34 Bis(2-chloroethoxy)methane	93	5.325	5.325	0.000	74	896125	10.0	9.66	

Compound	Sig	RT (min.)	Adj RT (min.)	Dlt RT (min.)	Q	Response	Cal Amt ug/ml	OnCol Amt ug/ml	Flags
35 Benzoic acid	122	5.413	5.413	0.000	83	321575	10.0	11.0	M
36 2,4-Dichlorophenol	162	5.429	5.429	0.000	75	738841	10.0	10.4	
37 1,2,4-Trichlorobenzene	180	5.503	5.503	0.000	86	957444	10.0	11.1	
* 38 Naphthalene-d8	136	5.560	5.560	0.000	93	1407499	8.00	8.00	
39 Naphthalene	128	5.576	5.576	0.000	90	1581801	10.0	10.1	
40 4-Chloroaniline	127	5.650	5.650	0.000	63	769823	10.0	10.3	M
41 Hexachlorobutadiene	225	5.716	5.716	0.000	91	1020554	10.0	11.2	
44 4-Chloro-3-methylphenol	107	6.147	6.147	0.000	78	893129	10.0	10.1	
45 2-Methylnaphthalene	142	6.275	6.275	0.000	78	1341700	10.0	10.5	
46 1-Methylnaphthalene	142	6.373	6.373	0.000	84	1250553	10.0	10.4	
47 Hexachlorocyclopentadiene	237	6.446	6.446	0.000	94	1108252	10.0	10.6	
48 1,2,4,5-Tetrachlorobenzene	216	6.453	6.453	0.000	92	1389342	10.0	10.8	
49 2-tertbutyl-4-methylphenol	149	6.502	6.502	0.000	78	1257403	NC	NC	
50 2,4,6-Trichlorophenol	196	6.568	6.568	0.000	81	648461	10.0	11.9	
51 2,4,5-Trichlorophenol	196	6.609	6.609	0.000	86	663402	10.0	10.3	
$ 52 2-Fluorobiphenyl	172	6.650	6.650	0.000	94	1748329	10.0	10.6	
53 1,1'-Biphenyl	154	6.745	6.745	0.000	95	1835369	10.0	10.6	
54 2-Chloronaphthalene	162	6.761	6.761	0.000	93	1362883	10.0	10.4	
55 Phenyl ether	170	6.851	6.851	0.000	78	1010280	10.0	10.0	
57 2-Nitroaniline	65	6.875	6.875	0.000	76	1075219	10.0	10.5	
58 1,3-Dimethylnaphthalene	156	6.980	6.980	0.000	83	1107310	10.0	11.1	
59 Dimethyl phthalate	163	7.070	7.070	0.000	93	1751289	10.0	9.98	
60 Coumarin	146	7.078	7.078	0.000	73	443115	10.0	9.46	
61 2,6-Dinitrotoluene	165	7.119	7.119	0.000	71	368799	10.0	10.8	
62 Acenaphthylene	152	7.177	7.177	0.000	94	1680215	10.0	10.1	
63 3-Nitroaniline	138	7.291	7.291	0.000	76	289278	10.0	10.0	
* 64 Acenaphthene-d10	164	7.316	7.316	0.000	89	917158	8.00	8.00	
65 3,5-di-tert-butyl-4-hydrox	205	7.348	7.348	0.000	95	1982050	NC	NC	
66 Acenaphthene	154	7.348	7.348	0.000	93	1588686	10.0	10.1	
67 2,4-Dinitrophenol	184	7.390	7.390	0.000	75	600345	20.0	22.1	
69 4-Nitrophenol	65	7.480	7.480	0.000	77	1319612	20.0	21.8	
70 2,4-Dinitrotoluene	165	7.520	7.520	0.000	73	585039	10.0	10.3	
71 Dibenzofuran	168	7.520	7.520	0.000	89	1967781	10.0	10.2	
72 2,3,4,6-Tetrachlorophenol	232	7.651	7.651	0.000	93	760651	10.0	10.7	
73 Diethyl phthalate	149	7.766	7.766	0.000	93	1836726	10.0	9.84	
75 Fluorene	166	7.854	7.854	0.000	93	1770419	10.0	11.0	
74 4-Chlorophenyl phenyl ethe	204	7.862	7.862	0.000	85	1190831	10.0	11.4	
76 4-Nitroaniline	138	7.903	7.903	0.000	72	287956	10.0	10.6	
77 4,6-Dinitro-2-methylphenol	198	7.927	7.927	0.000	75	854989	20.0	21.4	
78 N-Nitrosodiphenylamine	169	7.985	7.985	0.000	66	1044660	10.0	10.1	
79 1,2-Diphenylhydrazine	77	8.017	8.017	0.000	89	2118683	10.0	9.30	
$ 80 2,4,6-Tribromophenol	330	8.099	8.099	0.000	93	931568	10.0	11.3	
81 4-Bromophenyl phenyl ether	248	8.342	8.342	0.000	91	920113	10.0	10.1	
82 Hexachlorobenzene	284	8.399	8.399	0.000	92	1336041	10.0	10.4	
84 Pentachlorophenol	266	8.601	8.601	0.000	91	1617614	20.0	22.7	
85 Pentachloronitrobenzene	237	8.616	8.616	0.000	93	509668	NC	NC	
86 n-Octadecane	57	8.690	8.690	0.000	89	1185387	10.0	9.91	
* 87 Phenanthrene-d10	188	8.778	8.778	0.000	95	1594686	8.00	8.00	
88 Phenanthrene	178	8.803	8.803	0.000	96	1986443	10.0	10.0	
89 Anthracene	178	8.852	8.852	0.000	96	2095334	10.0	10.2	
90 Carbazole	167	9.014	9.014	0.000	97	1783575	10.0	10.0	
91 Di-n-butyl phthalate	149	9.362	9.362	0.000	96	2658891	10.0	9.60	

Compound	Sig	RT (min.)	Adj RT (min.)	Dlt RT (min.)	Q	Response	Cal Amt ug/ml	OnCol Amt ug/ml	Flags
92 Fluoranthene	202	9.964	9.964	0.000	96	2623568	10.0	9.87	
93 Benzidine	184	10.094	10.094	0.000	96	1178043	10.0	11.3	
94 Pyrene	202	10.183	10.183	0.000	94	2499452	10.0	9.97	
95 Bisphenol-A	213	10.240	10.240	0.000	0	1349963	NC	NC	
$ 96 Terphenyl-d14	244	10.344	10.344	0.000	98	2654105	10.0	10.5	
97 Butyl benzyl phthalate	149	10.858	10.858	0.000	93	1293906	10.0	10.2	
98 2,3,7,8-TCDD	320	10.947	10.947	0.000	89	12389	0.1000	0.1000	
99 Carbamazepine	193	10.979	10.979	0.000	83	830218	10.0	9.48	
100 3,3'-Dichlorobenzidine	252	11.464	11.464	0.000	95	1432409	10.0	10.1	
101 Benzo[a]anthracene	228	11.480	11.480	0.000	95	2891454	10.0	9.29	
* 102 Chrysene-d12	240	11.495	11.495	0.000	96	2471842	8.00	8.00	
104 Chrysene	228	11.525	11.525	0.000	97	2650564	10.0	10.4	
103 Bis(2-ethylhexyl) phthalat	149	11.533	11.533	0.000	88	1651585	10.0	10.1	
105 Di-n-octyl phthalate	149	12.370	12.370	0.000	95	2567791	10.0	9.71	
106 Benzo[b]fluoranthene	252	12.849	12.849	0.000	93	3216525	10.0	9.23	
107 Benzo[k]fluoranthene	252	12.888	12.888	0.000	94	3324368	10.0	10.1	
108 Benzo[a]pyrene	252	13.280	13.280	0.000	96	3122600	10.0	9.69	
* 109 Perylene-d12	264	13.358	13.358	0.000	95	2596923	8.00	8.00	
110 Indeno[1,2,3-cd]pyrene	276	14.808	14.808	0.000	92	3225640	10.0	10.0	
111 Dibenz(a,h)anthracene	278	14.846	14.846	0.000	96	3130172	10.0	9.92	
112 Benzo[g,h,i]perylene	276	15.206	15.206	0.000	91	3091651	10.0	9.26	

QC Flag Legend

Processing Flags

NC - Not Calibrated

Review Flags

M - Manually Integrated

Reagents:

SM_BNAL6_00045 Amount Added: 1.00 Units: mL

Report Date: 25-Jan-2017 23:57:53 Chrom Revision: 2.2 10-Jan-2017 11:26:10

TestAmerica Edison

Data File: \\ChromNA\Edison\ChromData\CBNAMS6\20170125-50828.b\M237795.D

Injection Date: 25-Jan-2017 16:11:30 Instrument ID: CBNAMS6 Operator ID:

Lims ID: icis Worklist Smp#: 2

Client ID:

Injection Vol: 5.0 ul Dil. Factor: 1.0000 ALS Bottle#: 2

Method: 8270LVI_R6 Limit Group: SV 625 ICAL

Column: Rtxi-5Sil MS (0.25 mm)

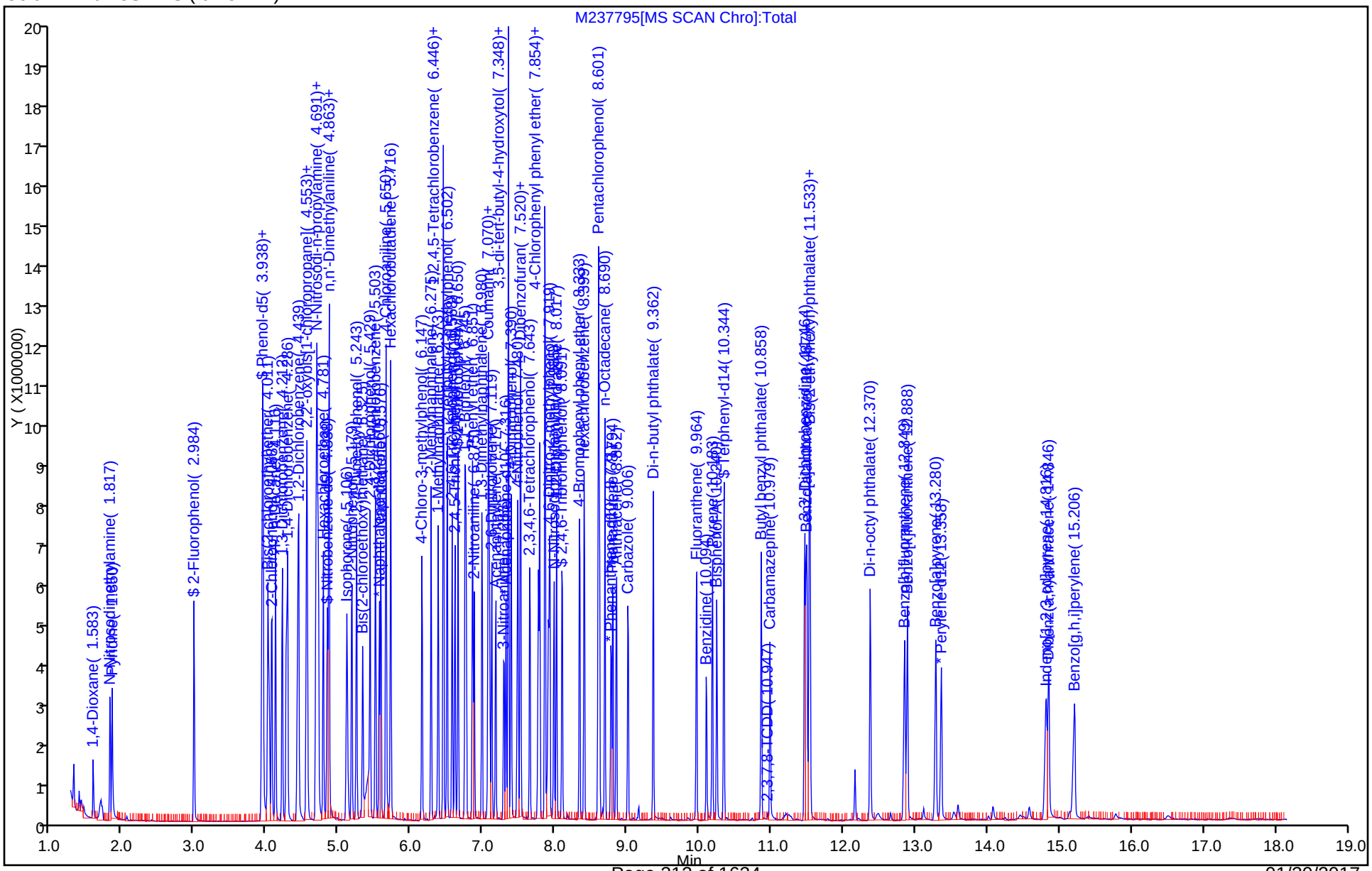

Manual Integration/User Assign Peak Report

TestAmerica Edison

Data File:	\\ChromNA\Edison\ChromData\CBNAMS6\20170125-50828.b\M237795.D				
Injection Date:	25-Jan-2017 16:11:30	Instrument ID:	CBNAMS6		
Lims ID:	icis				
Client ID:					
Operator ID:		ALS Bottle#:	2	Worklist Smp#:	2
Injection Vol:	5.0 ul	Dil. Factor:	1.0000		
Method:	8270LVI_R6	Limit Group:	SV 625 ICAL		
Column:	Rtxi-5Sil MS (0.25 mm)	Detector	MS SCAN		

35 Benzoic acid, CAS: 65-85-0

Signal: 1

Processing Integration Results

RT: 5.41
Area: 241642
Amount: 10.000000
Amount Units: ug/ml

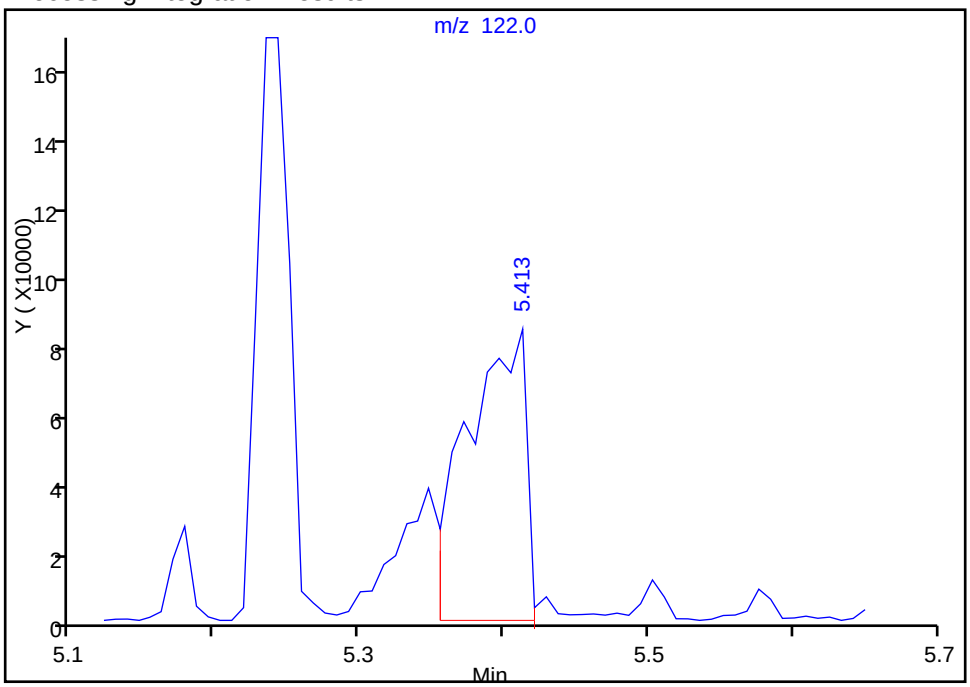

Manual Integration Results

RT: 5.41
Area: 321575
Amount: 11.016827
Amount Units: ug/ml

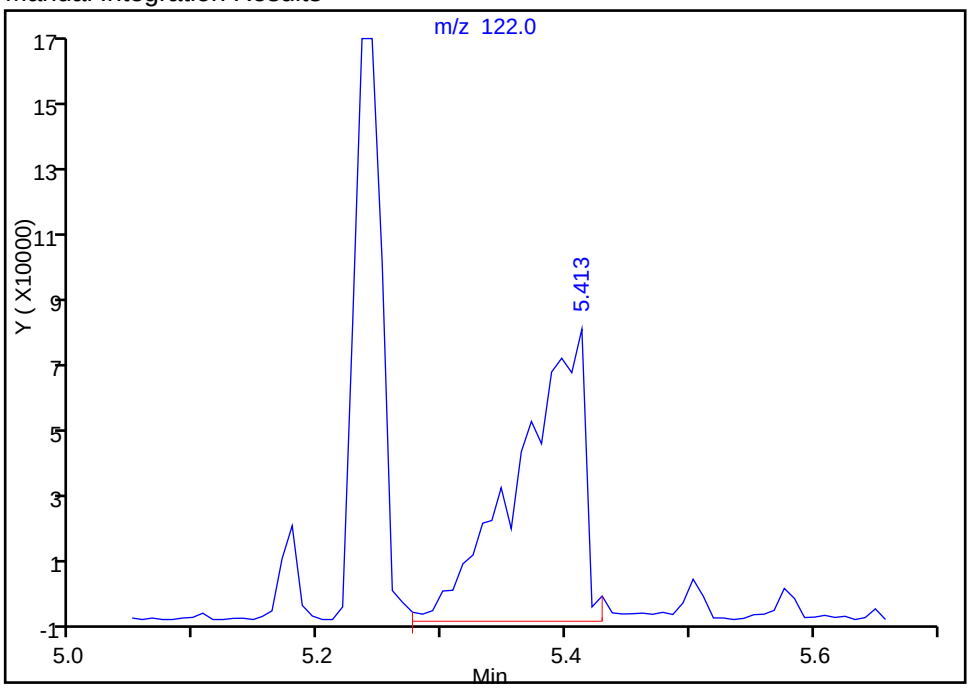

Reviewer: bayoumiw, 25-Jan-2017 16:53:59

Audit Action: Manually Integrated Audit Reason: Baseline

Manual Integration/User Assign Peak Report

TestAmerica Edison

Data File:	\\ChromNA\Edison\ChromData\CBNAMS6\20170125-50828.b\M237795.D				
Injection Date:	25-Jan-2017 16:11:30	Instrument ID:	CBNAMS6		
Lims ID:	icis				
Client ID:					
Operator ID:		ALS Bottle#:	2	Worklist Smp#:	2
Injection Vol:	5.0 ul	Dil. Factor:	1.0000		
Method:	8270LVI_R6	Limit Group:	SV 625 ICAL		
Column:	Rtxi-5Sil MS (0.25 mm)	Detector	MS SCAN		

40 4-Chloroaniline, CAS: 106-47-8

Signal: 1

Processing Integration Results

RT: 5.65
Area: 1038925
Amount: 10.000000
Amount Units: ug/ml

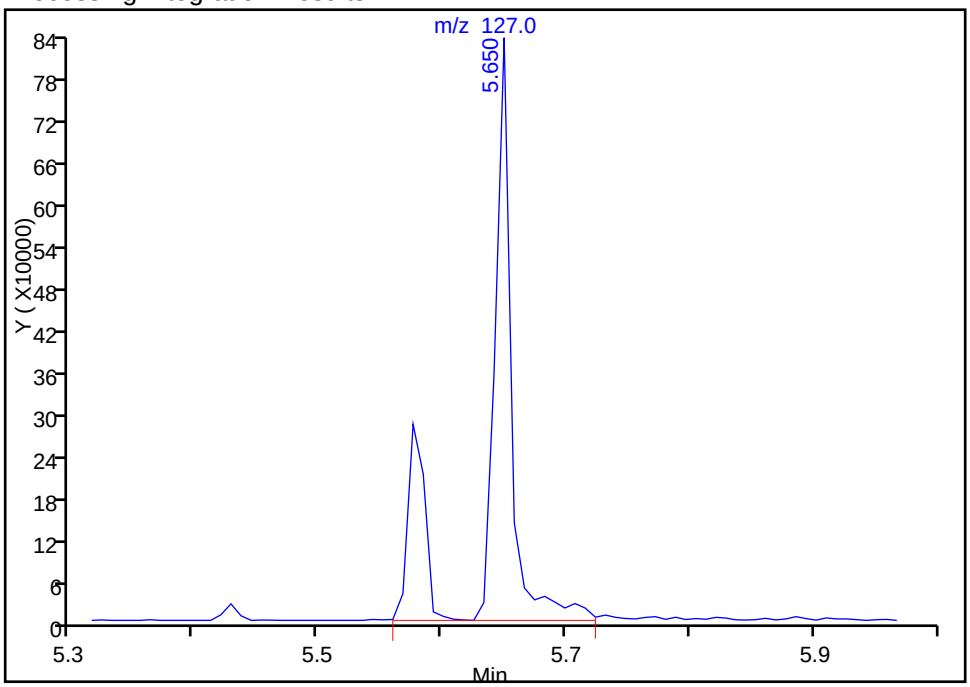

Manual Integration Results

RT: 5.65
Area: 769823
Amount: 10.347972
Amount Units: ug/ml

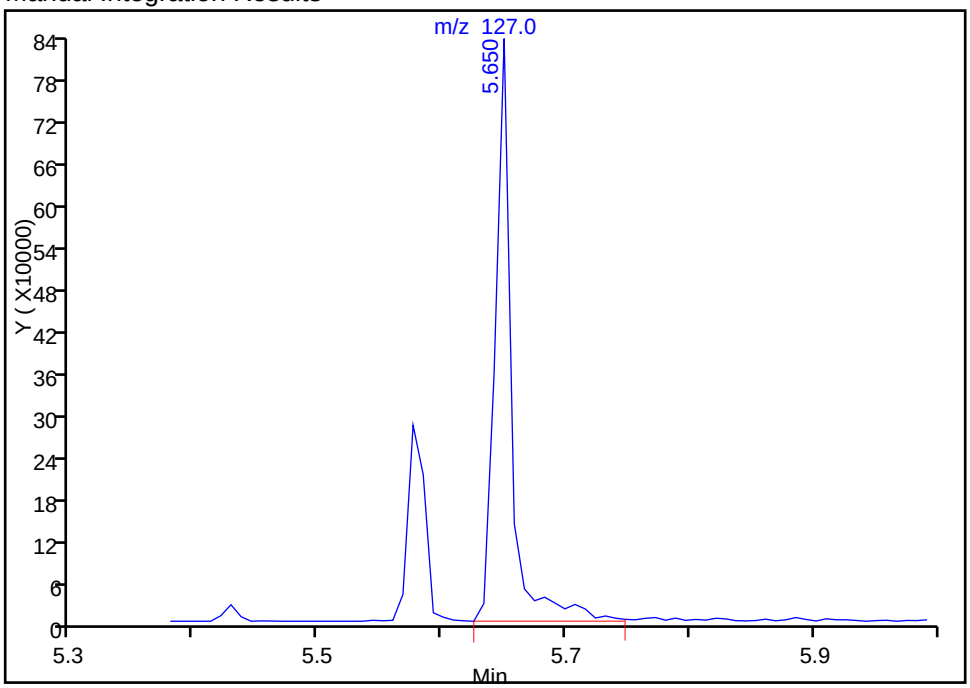

Reviewer: bayoumiw, 25-Jan-2017 16:53:59

Audit Action: Manually Integrated Audit Reason: Baseline

TestAmerica Edison
Target Compound Quantitation Report

Data File: \\ChromNA\Edison\ChromData\CBNAMS6\20170125-50828.b\M237796.D
Lims ID: STD24
Client ID:
Sample Type: IC Calib Level: 8
Inject. Date: 25-Jan-2017 16:33:30 ALS Bottle#: 3 Worklist Smp#: 3
Injection Vol: 5.0 ul Dil. Factor: 1.0000
Sample Info: 460-0050828-003
Operator ID: Instrument ID: CBNAMS6
Sublist: chrom-8270LVI_R6*sub31

Method: \\ChromNA\Edison\ChromData\CBNAMS6\20170125-50828.b\8270LVI_R6.m
Limit Group: SV 625 ICAL
Last Update: 25-Jan-2017 23:57:54 Calib Date: 25-Jan-2017 18:49:30
Integrator: RTE ID Type: Deconvolution ID
Quant Method: Internal Standard Quant By: Initial Calibration
Last ICal File: \\ChromNA\Edison\ChromData\CBNAMS6\20170125-50828.b\M237802.D

Column 1 : Rtxi-5Sil MS (0.25 mm) Det: MS SCAN
Process Host: XAWRK007

First Level Reviewer: bayoumiw Date: 25-Jan-2017 17:10:47

Compound	Sig	RT (min.)	Adj RT (min.)	Dlt RT (min.)	Q	Response	Cal Amt ug/ml	OnCol Amt ug/ml	Flags
1 1,4-Dioxane	88	1.569	1.583	-0.014	77	618965	24.0	26.7	
2 N-Nitrosodimethylamine	74	1.819	1.817	0.002	49	1169201	24.0	24.4	
3 Pyridine	79	1.836	1.850	-0.014	58	1345421	24.0	23.5	
$ 4 2-Fluorophenol	112	2.986	2.984	0.002	64	1426664	24.0	27.0	
$ 6 Phenol-d5	99	3.950	3.929	0.021	69	2533069	24.0	29.9	
8 Aniline	93	3.950	3.946	0.004	82	2609423	24.0	26.0	
7 Phenol	94	3.958	3.946	0.012	60	2593852	24.0	27.1	
9 Bis(2-chloroethyl)ether	93	4.024	4.011	0.013	80	1954790	24.0	28.8	
10 Benzonitrile	103	4.047	4.027	0.020	80	3089532	24.0	24.2	
11 2-Chlorophenol	128	4.071	4.068	0.003	88	1513150	24.0	26.8	
12 n-Decane	43	4.120	4.116	0.004	81	2444406	24.0	23.3	
13 1,3-Dichlorobenzene	146	4.218	4.212	0.006	76	1959529	24.0	27.9	
* 14 1,4-Dichlorobenzene-d4	152	4.266	4.270	-0.004	80	433775	8.00	8.00	
15 1,4-Dichlorobenzene	146	4.283	4.286	-0.003	77	2142702	24.0	29.2	
17 Benzyl alcohol	108	4.436	4.423	0.013	61	1185610	24.0	28.8	
18 1,2-Dichlorobenzene	146	4.436	4.439	-0.003	80	2355524	24.0	34.5	
20 2,2'-oxybis[1-chloropropan	45	4.558	4.553	0.005	65	3119076	24.0	23.4	
19 2-Methylphenol	108	4.558	4.553	0.005	62	1719023	24.0	28.6	
24 Acetophenone	105	4.705	4.691	0.014	93	3298849	24.0	24.3	
25 N-Nitrosodi-n-propylamine	70	4.713	4.699	0.014	95	2220438	24.0	23.1	
21 4-Methylphenol	108	4.730	4.707	0.023	80	1626443	24.0	26.0	
26 3 & 4 Methylphenol	108	4.730	4.707	0.023	63	1644562	NC	NC	
27 Hexachloroethane	117	4.779	4.781	-0.002	81	1282370	24.0	28.0	
$ 28 Nitrobenzene-d5	82	4.852	4.838	0.014	96	3357622	24.0	25.9	
29 Nitrobenzene	77	4.869	4.854	0.015	80	4422737	24.0	25.8	
30 n,n'-Dimethylaniline	120	4.877	4.863	0.014	93	2938721	24.0	30.2	
31 Isophorone	82	5.130	5.106	0.024	90	4485691	24.0	21.4	
32 2-Nitrophenol	139	5.179	5.179	0.000	37	919845	24.0	27.8	
33 2,4-Dimethylphenol	122	5.252	5.243	0.009	70	1281829	24.0	25.8	
34 Bis(2-chloroethoxy)methane	93	5.340	5.325	0.015	85	2002399	24.0	23.7	
35 Benzoic acid	122	5.438	5.413	0.025	83	782376	24.0	24.3	M

Compound	Sig	RT (min.)	Adj RT (min.)	Dlt RT (min.)	Q	Response	Cal Amt ug/ml	OnCol Amt ug/ml	Flags
36 2,4-Dichlorophenol	162	5.438	5.429	0.009	82	1792017	24.0	27.9	
37 1,2,4-Trichlorobenzene	180	5.512	5.503	0.009	88	2241187	24.0	28.5	
* 38 Naphthalene-d8	136	5.561	5.560	0.001	93	1279209	8.00	8.00	
39 Naphthalene	128	5.585	5.576	0.009	89	3960514	24.0	27.7	
40 4-Chloroaniline	127	5.659	5.650	0.009	79	1957770	24.0	29.0	M
41 Hexachlorobutadiene	225	5.722	5.716	0.006	90	2187634	24.0	26.4	
44 4-Chloro-3-methylphenol	107	6.153	6.147	0.006	84	1815961	24.0	22.6	
45 2-Methylnaphthalene	142	6.282	6.275	0.007	80	3214213	24.0	27.7	
46 1-Methylnaphthalene	142	6.381	6.373	0.008	85	2971044	24.0	27.2	
47 Hexachlorocyclopentadiene	237	6.452	6.446	0.006	91	2220721	24.0	27.1	
48 1,2,4,5-Tetrachlorobenzene	216	6.452	6.453	-0.001	89	2842724	24.0	28.8	
49 2-tertbutyl-4-methylphenol	149	6.508	6.502	0.006	82	2691641	NC	NC	
50 2,4,6-Trichlorophenol	196	6.573	6.568	0.005	82	1426960	24.0	34.0	
51 2,4,5-Trichlorophenol	196	6.614	6.609	0.005	88	1431239	24.0	28.9	
$ 52 2-Fluorobiphenyl	172	6.655	6.650	0.005	91	3766316	24.0	29.7	
53 1,1'-Biphenyl	154	6.752	6.745	0.007	94	3850273	24.0	29.0	
54 2-Chloronaphthalene	162	6.769	6.761	0.008	96	3367351	24.0	33.4	
55 Phenyl ether	170	6.859	6.851	0.008	85	2272289	24.0	29.3	
57 2-Nitroaniline	65	6.884	6.875	0.009	77	2065575	24.0	26.2	
58 1,3-Dimethylnaphthalene	156	6.990	6.980	0.010	86	2609522	24.0	34.1	
59 Dimethyl phthalate	163	7.086	7.070	0.016	96	3679982	24.0	27.2	
60 Coumarin	146	7.086	7.078	0.008	72	1032355	24.0	24.2	
61 2,6-Dinitrotoluene	165	7.128	7.119	0.009	72	718544	24.0	27.3	
62 Acenaphthylene	152	7.177	7.177	0.000	94	3463662	24.0	27.1	
63 3-Nitroaniline	138	7.296	7.291	0.005	77	591472	24.0	26.7	
* 64 Acenaphthene-d10	164	7.313	7.316	-0.003	91	706048	8.00	8.00	
66 Acenaphthene	154	7.354	7.348	0.006	92	3455724	24.0	28.5	
65 3,5-di-tert-butyl-4-hydrox	205	7.354	7.348	0.006	92	3789774	NC	NC	
67 2,4-Dinitrophenol	184	7.401	7.390	0.011	76	1210028	48.0	48.5	
69 4-Nitrophenol	65	7.499	7.480	0.019	78	2513694	48.0	53.8	
71 Dibenzofuran	168	7.524	7.520	0.004	86	4135935	24.0	27.7	
70 2,4-Dinitrotoluene	165	7.524	7.520	0.004	72	1335428	24.0	29.0	
72 2,3,4,6-Tetrachlorophenol	232	7.653	7.651	0.002	91	1485301	24.0	27.0	
73 Diethyl phthalate	149	7.775	7.766	0.009	94	3832496	24.0	26.7	
75 Fluorene	166	7.865	7.854	0.011	89	3847641	24.0	31.0	
74 4-Chlorophenyl phenyl ethe	204	7.865	7.862	0.003	81	2368369	24.0	29.4	
76 4-Nitroaniline	138	7.929	7.903	0.026	75	563312	24.0	26.9	
77 4,6-Dinitro-2-methylphenol	198	7.937	7.927	0.010	65	1723548	48.0	48.3	
78 N-Nitrosodiphenylamine	169	7.994	7.985	0.009	68	2133653	24.0	27.3	
79 1,2-Diphenylhydrazine	77	8.027	8.017	0.010	88	3862577	24.0	22.4	
$ 80 2,4,6-Tribromophenol	330	8.099	8.099	0.000	94	1559634	24.0	24.5	
81 4-Bromophenyl phenyl ether	248	8.341	8.342	-0.001	85	1691066	24.0	24.5	
82 Hexachlorobenzene	284	8.406	8.399	0.007	94	2210623	24.0	22.9	
84 Pentachlorophenol	266	8.607	8.601	0.006	89	2775277	48.0	51.6	
85 Pentachloronitrobenzene	237	8.615	8.616	-0.001	88	929822	NC	NC	
86 n-Octadecane	57	8.692	8.690	0.002	89	2422782	24.0	26.8	
* 87 Phenanthrene-d10	188	8.772	8.778	-0.006	95	1205034	8.00	8.00	
88 Phenanthrene	178	8.802	8.803	-0.001	95	3848629	24.0	25.8	
89 Anthracene	178	8.858	8.852	0.006	94	4018843	24.0	25.9	
90 Carbazole	167	9.013	9.014	-0.001	97	3602402	24.0	26.8	
91 Di-n-butyl phthalate	149	9.361	9.362	-0.001	94	4561184	24.0	21.8	
92 Fluoranthene	202	9.963	9.964	-0.001	93	5226989	24.0	26.0	

Compound	Sig	RT (min.)	Adj RT (min.)	Dlt RT (min.)	Q	Response	Cal Amt ug/ml	OnCol Amt ug/ml	Flags
93 Benzidine	184	10.107	10.094	0.013	96	3428429	24.0	43.4	
94 Pyrene	202	10.188	10.183	0.005	92	5272981	24.0	20.3	
95 Bisphenol-A	213	10.250	10.240	0.010	0	3167009	NC	NC	
$ 96 Terphenyl-d14	244	10.345	10.344	0.001	95	4985704	24.0	19.0	
97 Butyl benzyl phthalate	149	10.864	10.858	0.006	95	3075780	24.0	23.5	
99 Carbamazepine	193	10.994	10.979	0.015	86	2724796	24.0	24.0	
100 3,3'-Dichlorobenzidine	252	11.480	11.464	0.016	94	3580208	24.0	24.5	
101 Benzo[a]anthracene	228	11.487	11.480	0.007	95	6899869	24.0	21.4	
* 102 Chrysene-d12	240	11.503	11.495	0.008	96	2558431	8.00	8.00	
104 Chrysene	228	11.541	11.525	0.016	87	6134425	24.0	23.2	
103 Bis(2-ethylhexyl) phthalat	149	11.541	11.533	0.008	89	4445276	24.0	26.2	
105 Di-n-octyl phthalate	149	12.380	12.370	0.010	94	6762987	24.0	24.9	
106 Benzo[b]fluoranthene	252	12.873	12.849	0.024	93	9218998	24.0	25.8	
107 Benzo[k]fluoranthene	252	12.911	12.888	0.023	92	5754894	24.0	17.1	
108 Benzo[a]pyrene	252	13.305	13.280	0.025	94	7777324	24.0	23.5	
* 109 Perylene-d12	264	13.369	13.358	0.011	96	2667046	8.00	8.00	
110 Indeno[1,2,3-cd]pyrene	276	14.843	14.808	0.035	91	8509467	24.0	25.8	M
111 Dibenz(a,h)anthracene	278	14.881	14.846	0.035	94	7855229	24.0	24.3	
112 Benzo[g,h,i]perylene	276	15.248	15.206	0.042	91	8114302	24.0	23.7	
S 119 Total Cresols	1				0			28.6	

QC Flag Legend

Processing Flags

NC - Not Calibrated

Review Flags

M - Manually Integrated

Reagents:

SM_BNAL8_00014 Amount Added: 1.00 Units: mL

Report Date: 25-Jan-2017 23:57:57 Chrom Revision: 2.2 10-Jan-2017 11:26:10

TestAmerica Edison

Data File: \\ChromNA\Edison\ChromData\CBNAMS6\20170125-50828.b\M237796.D

Injection Date: 25-Jan-2017 16:33:30 Instrument ID: CBNAMS6 Operator ID:

Lims ID: STD24 Worklist Smp#: 3

Client ID:

Injection Vol: 5.0 ul Dil. Factor: 1.0000 ALS Bottle#: 3

Method: 8270LVI_R6 Limit Group: SV 625 ICAL

Column: Rtxi-5Sil MS (0.25 mm)

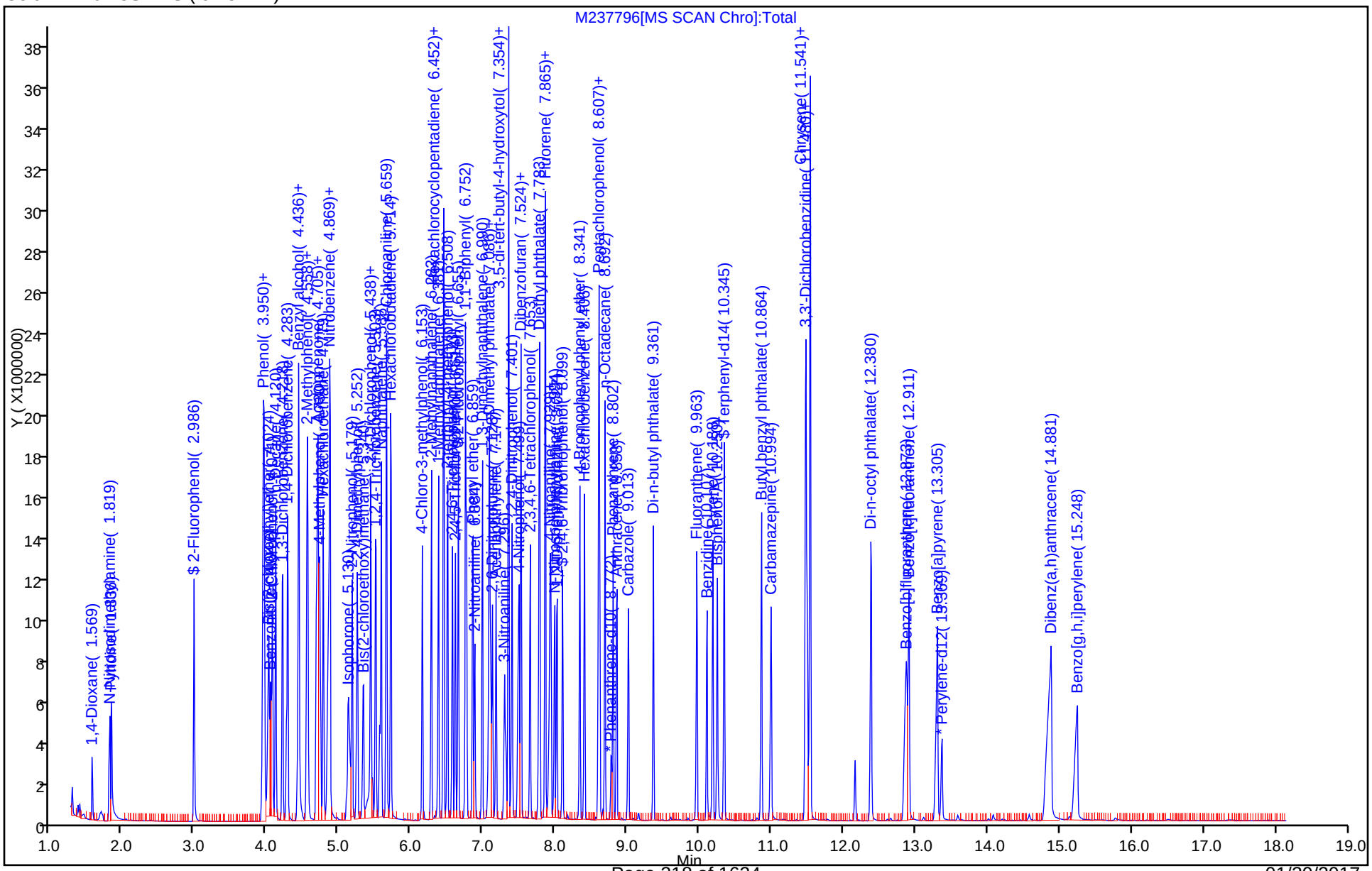

Manual Integration/User Assign Peak Report

TestAmerica Edison

Data File:	\\ChromNA\Edison\ChromData\CBNAMS6\20170125-50828.b\M237796.D				
Injection Date:	25-Jan-2017 16:33:30	Instrument ID:	CBNAMS6		
Lims ID:	STD24				
Client ID:					
Operator ID:		ALS Bottle#:	3	Worklist Smp#:	3
Injection Vol:	5.0 ul	Dil. Factor:	1.0000		
Method:	8270LVI_R6	Limit Group:	SV 625 ICAL		
Column:	Rtxi-5Sil MS (0.25 mm)	Detector	MS SCAN		

35 Benzoic acid, CAS: 65-85-0

Signal: 1

Processing Integration Results

RT: 5.44
Area: 473229
Amount: 24.000000
Amount Units: ug/ml

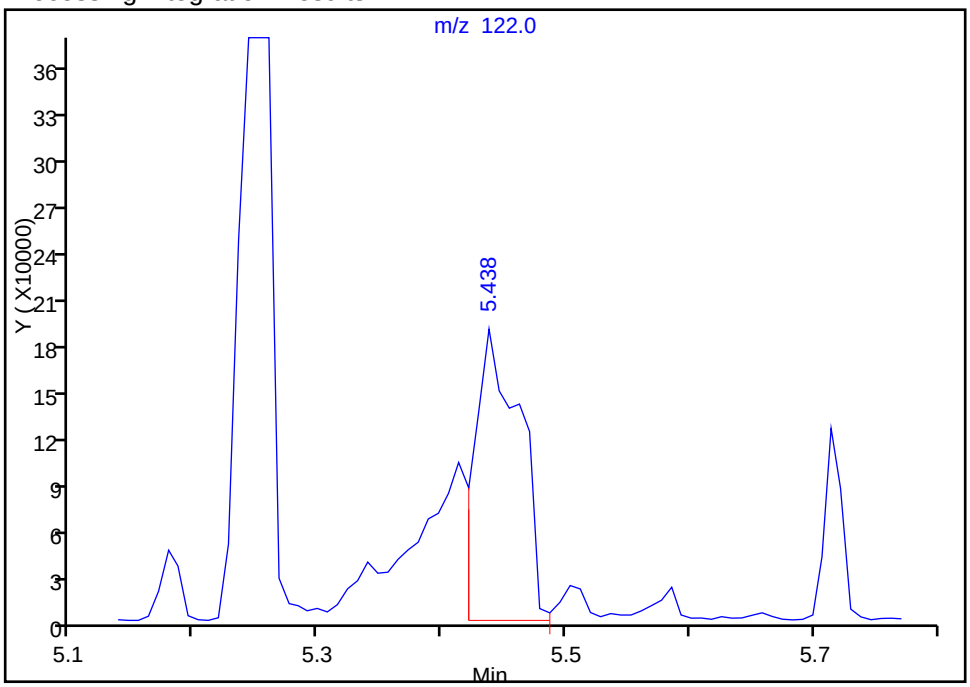

Manual Integration Results

RT: 5.44
Area: 782376
Amount: 24.263085
Amount Units: ug/ml

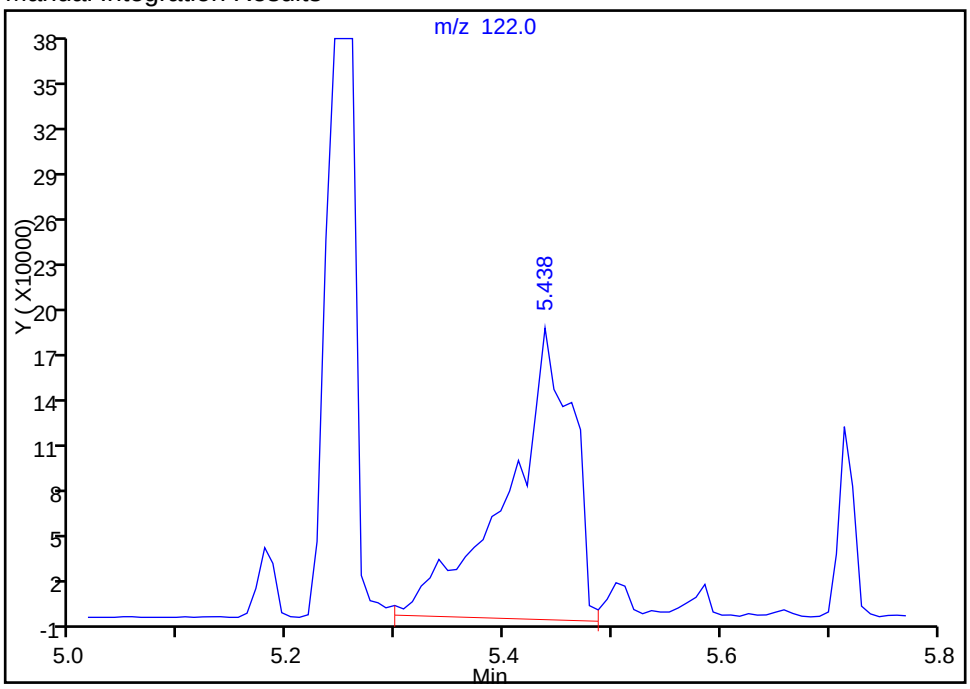

Reviewer: bayoumiw, 25-Jan-2017 17:10:47

Audit Action: Manually Integrated Audit Reason: Baseline

Manual Integration/User Assign Peak Report

TestAmerica Edison

Data File:	\\ChromNA\Edison\ChromData\CBNAMS6\20170125-50828.b\M237796.D				
Injection Date:	25-Jan-2017 16:33:30	Instrument ID:	CBNAMS6		
Lims ID:	STD24				
Client ID:					
Operator ID:		ALS Bottle#:	3	Worklist Smp#:	3
Injection Vol:	5.0 ul	Dil. Factor:	1.0000		
Method:	8270LVI_R6	Limit Group:	SV 625 ICAL		
Column:	Rtxi-5Sil MS (0.25 mm)	Detector	MS SCAN		

40 4-Chloroaniline, CAS: 106-47-8

Signal: 1

Processing Integration Results

RT: 5.67
Area: 2096331
Amount: 24.000000
Amount Units: ug/ml

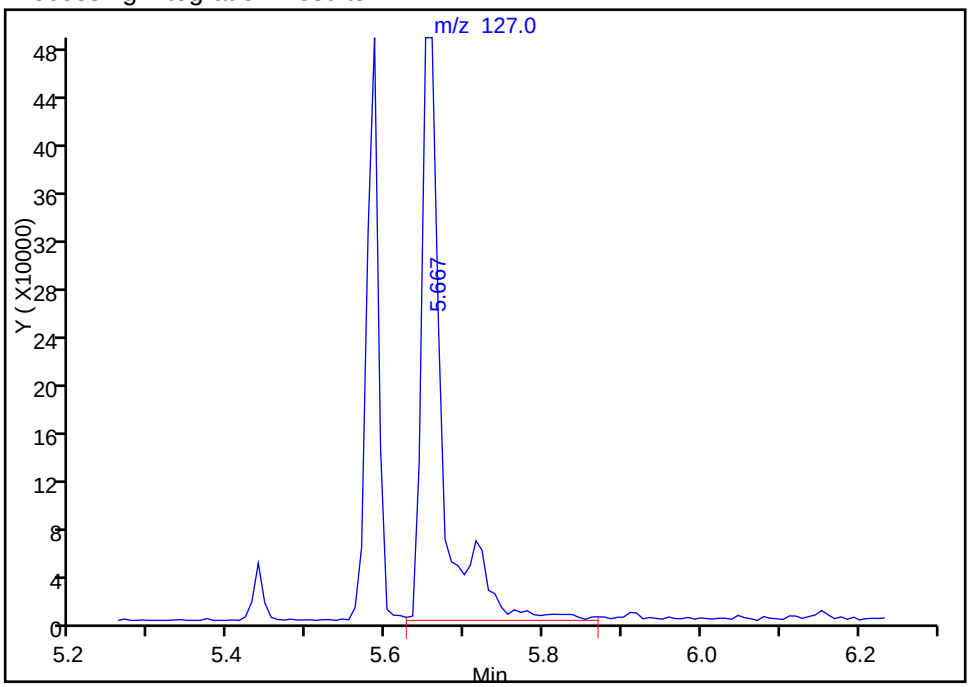

Manual Integration Results

RT: 5.66
Area: 1957770
Amount: 28.955604
Amount Units: ug/ml

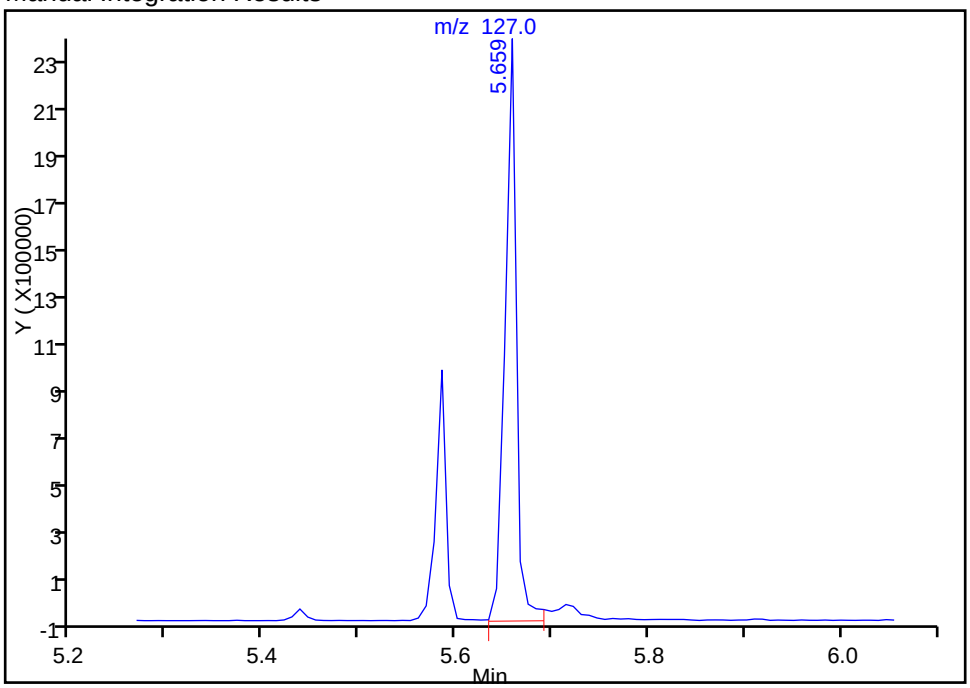

Reviewer: bayoumiw, 25-Jan-2017 17:10:47

Audit Action: Manually Integrated Audit Reason: Baseline

Manual Integration/User Assign Peak Report

TestAmerica Edison

Data File:	\\ChromNA\Edison\ChromData\CBNAMS6\20170125-50828.b\M237796.D				
Injection Date:	25-Jan-2017 16:33:30	Instrument ID:	CBNAMS6		
Lims ID:	STD24				
Client ID:					
Operator ID:		ALS Bottle#:	3	Worklist Smp#:	3
Injection Vol:	5.0 ul	Dil. Factor:	1.0000		
Method:	8270LVI_R6	Limit Group:	SV 625 ICAL		
Column:	Rtxi-5Sil MS (0.25 mm)	Detector	MS SCAN		

110 Indeno[1,2,3-cd]pyrene, CAS: 193-39-5

Signal: 1

Processing Integration Results

Not Detected
Expected RT: 14.81

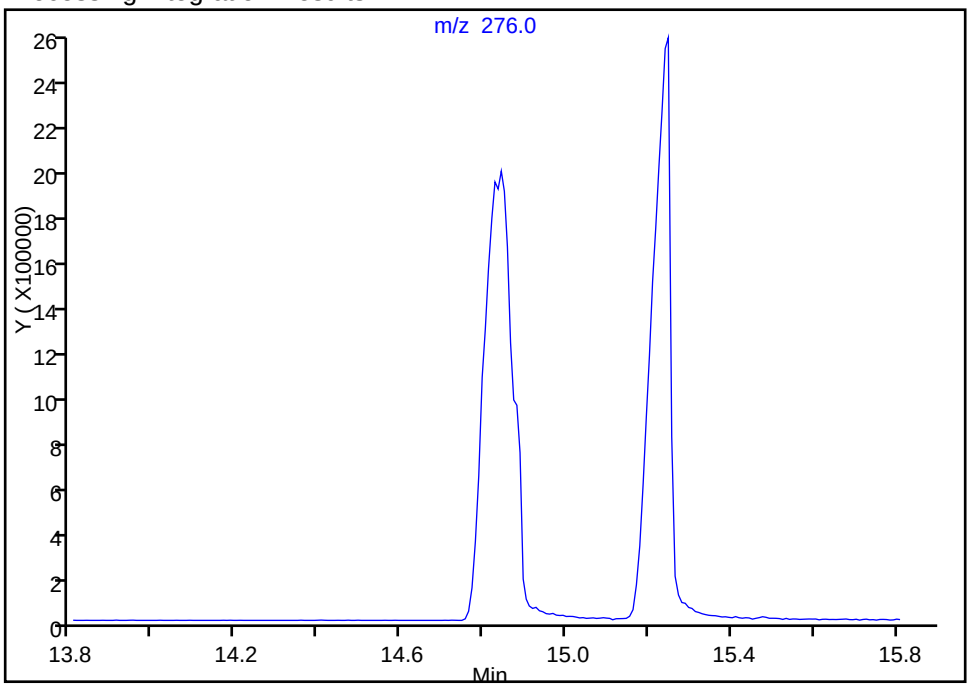

Manual Integration Results

RT: 14.84
Area: 8509467
Amount: 25.775390
Amount Units: ug/ml

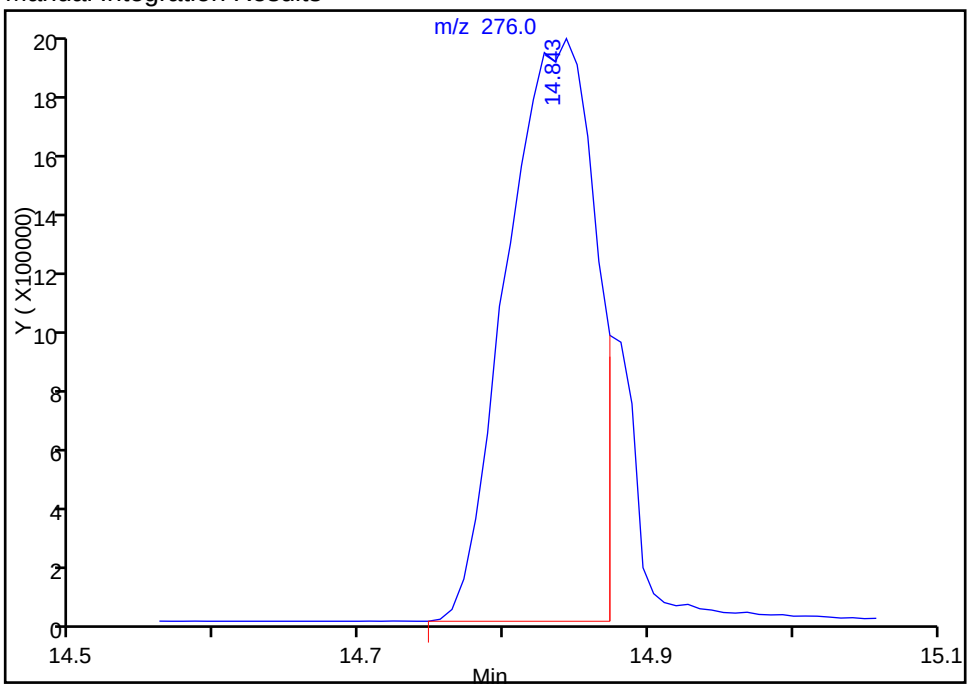

Reviewer: bayoumiw, 25-Jan-2017 17:10:47
Audit Action: Assigned Compound ID Audit Reason: Baseline

Manual Integration/User Assign Peak Report

TestAmerica Edison

Data File:	\\ChromNA\Edison\ChromData\CBNAMS6\20170125-50828.b\M237796.D				
Injection Date:	25-Jan-2017 16:33:30	Instrument ID:	CBNAMS6		
Lims ID:	STD24				
Client ID:					
Operator ID:		ALS Bottle#:	3	Worklist Smp#:	3
Injection Vol:	5.0 ul	Dil. Factor:	1.0000		
Method:	8270LVI_R6	Limit Group:	SV 625 ICAL		
Column:	Rtxi-5Sil MS (0.25 mm)	Detector	MS SCAN		

110 Indeno[1,2,3-cd]pyrene, CAS: 193-39-5

Signal: 1

Processing Integration Results

Not Detected
Expected RT: 14.81

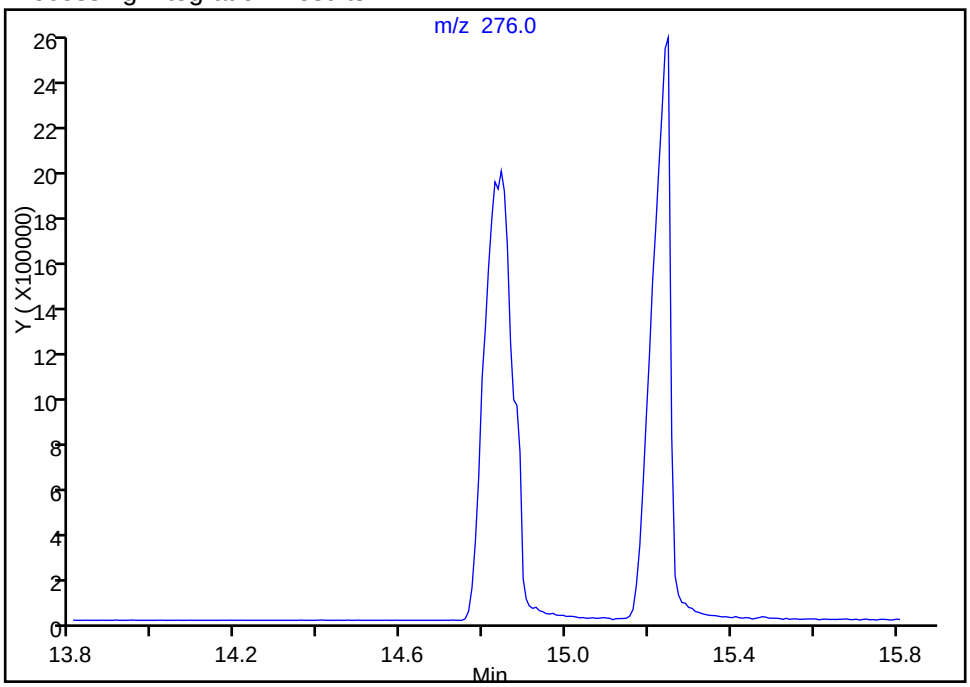

Manual Integration Results

RT: 14.84
Area: 8509467
Amount: 25.775390
Amount Units: ug/ml

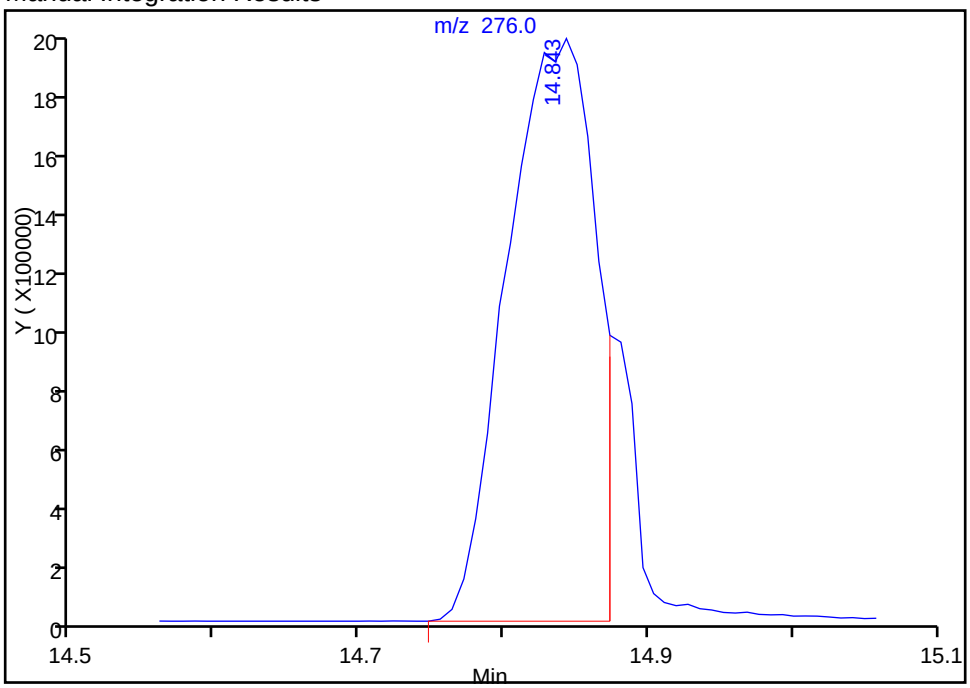

Reviewer: bayoumiw, 25-Jan-2017 17:10:47
Audit Action: Split an Integrated Peak Audit Reason: Split Peak

TestAmerica Edison
Target Compound Quantitation Report

Data File: \\ChromNA\Edison\ChromData\CBNAMS6\20170125-50828.b\M237797.D
Lims ID: STD16
Client ID:
Sample Type: IC Calib Level: 7
Inject. Date: 25-Jan-2017 16:56:30 ALS Bottle#: 4 Worklist Smp#: 4
Injection Vol: 5.0 ul Dil. Factor: 1.0000
Sample Info: 460-0050828-004
Operator ID: Instrument ID: CBNAMS6
Sublist: chrom-8270LVI_R6*sub31

Method: \\ChromNA\Edison\ChromData\CBNAMS6\20170125-50828.b\8270LVI_R6.m
Limit Group: SV 625 ICAL
Last Update: 25-Jan-2017 23:57:58 Calib Date: 25-Jan-2017 18:49:30
Integrator: RTE ID Type: Deconvolution ID
Quant Method: Internal Standard Quant By: Initial Calibration
Last ICal File: \\ChromNA\Edison\ChromData\CBNAMS6\20170125-50828.b\M237802.D

Column 1 : Rtxi-5Sil MS (0.25 mm) Det: MS SCAN
Process Host: XAWRK007

First Level Reviewer: bayoumiw Date: 25-Jan-2017 21:27:11

Compound	Sig	RT (min.)	Adj RT (min.)	Dlt RT (min.)	Q	Response	Cal Amt ug/ml	OnCol Amt ug/ml	Flags
1 1,4-Dioxane	88	1.569	1.583	-0.014	81	446978	16.0	15.8	
2 N-Nitrosodimethylamine	74	1.811	1.817	-0.006	48	862969	16.0	14.8	
3 Pyridine	79	1.835	1.850	-0.015	59	1035528	16.0	14.9	
$ 4 2-Fluorophenol	112	2.985	2.984	0.001	60	969923	16.0	15.1	
$ 6 Phenol-d5	99	3.937	3.929	0.008	64	1592016	16.0	15.4	
7 Phenol	94	3.945	3.946	-0.001	60	1813672	16.0	15.6	
8 Aniline	93	3.945	3.946	-0.001	81	1817719	16.0	14.9	
9 Bis(2-chloroethyl)ether	93	4.017	4.011	0.006	79	1355222	16.0	16.4	
10 Benzonitrile	103	4.033	4.027	0.006	81	2257152	16.0	14.5	
11 2-Chlorophenol	128	4.066	4.068	-0.002	62	1022394	16.0	14.9	
12 n-Decane	43	4.115	4.116	-0.001	81	1645794	16.0	12.9	
13 1,3-Dichlorobenzene	146	4.211	4.212	-0.001	73	1276806	16.0	14.9	
* 14 1,4-Dichlorobenzene-d4	152	4.268	4.270	-0.002	84	528034	8.00	8.00	
15 1,4-Dichlorobenzene	146	4.284	4.286	-0.002	74	1371182	16.0	15.4	
17 Benzyl alcohol	108	4.431	4.423	0.008	75	762271	16.0	15.2	
18 1,2-Dichlorobenzene	146	4.439	4.439	0.000	77	1421900	16.0	17.1	
19 2-Methylphenol	108	4.552	4.553	-0.001	61	1105138	16.0	15.1	
20 2,2'-oxybis[1-chloropropan	45	4.560	4.553	0.007	72	2152607	16.0	13.3	
23 N-Methylaniline	106	4.682	4.675	0.007	71	1904627	16.0	14.1	
24 Acetophenone	105	4.691	4.691	0.000	82	2337203	16.0	14.1	
25 N-Nitrosodi-n-propylamine	70	4.707	4.699	0.008	94	1580461	16.0	13.5	
26 3 & 4 Methylphenol	108	4.715	4.707	0.008	69	1086156	NC	NC	
21 4-Methylphenol	108	4.715	4.707	0.008	87	1078278	16.0	14.2	
27 Hexachloroethane	117	4.780	4.781	-0.001	81	862024	16.0	15.4	
$ 28 Nitrobenzene-d5	82	4.837	4.838	-0.001	96	2335739	16.0	15.0	
29 Nitrobenzene	77	4.861	4.854	0.007	79	3178322	16.0	15.4	
30 n,n'-Dimethylaniline	120	4.869	4.863	0.006	89	1930053	16.0	16.3	
31 Isophorone	82	5.112	5.106	0.006	90	3403526	16.0	13.5	
32 2-Nitrophenol	139	5.175	5.179	-0.004	37	631637	16.0	15.8	
33 2,4-Dimethylphenol	122	5.248	5.243	0.005	71	932743	16.0	15.6	
34 Bis(2-chloroethoxy)methane	93	5.329	5.325	0.004	81	1398427	16.0	13.8	

Compound	Sig	RT (min.)	Adj RT (min.)	Dlt RT (min.)	Q	Response	Cal Amt ug/ml	OnCol Amt ug/ml	Flags
35 Benzoic acid	122	5.435	5.413	0.022	38	506089	16.0	14.9	
36 2,4-Dichlorophenol	162	5.435	5.429	0.006	81	1267107	16.0	16.4	
37 1,2,4-Trichlorobenzene	180	5.508	5.503	0.005	88	1529799	16.0	16.1	
* 38 Naphthalene-d8	136	5.558	5.560	-0.002	94	1540577	8.00	8.00	
39 Naphthalene	128	5.582	5.576	0.006	91	2717484	16.0	15.8	
40 4-Chloroaniline	127	5.648	5.650	-0.002	45	1305025	16.0	16.0	M
41 Hexachlorobutadiene	225	5.713	5.716	-0.003	91	1591809	16.0	16.0	
44 4-Chloro-3-methylphenol	107	6.150	6.147	0.003	82	1345230	16.0	13.9	
45 2-Methylnaphthalene	142	6.281	6.275	0.006	76	2146120	16.0	15.4	
46 1-Methylnaphthalene	142	6.379	6.373	0.006	88	2126663	16.0	16.2	
47 Hexachlorocyclopentadiene	237	6.444	6.446	-0.002	92	1663744	16.0	15.7	
48 1,2,4,5-Tetrachlorobenzene	216	6.452	6.453	-0.001	91	2020445	16.0	15.6	
49 2-tertbutyl-4-methylphenol	149	6.500	6.502	-0.002	80	1890373	NC	NC	
50 2,4,6-Trichlorophenol	196	6.574	6.568	0.006	84	1014386	16.0	18.5	
51 2,4,5-Trichlorophenol	196	6.607	6.609	-0.002	86	1003005	16.0	15.5	
$ 52 2-Fluorobiphenyl	172	6.656	6.650	0.006	94	2729254	16.0	16.4	
53 1,1'-Biphenyl	154	6.753	6.745	0.008	96	2979364	16.0	17.2	
54 2-Chloronaphthalene	162	6.769	6.761	0.008	97	2389867	16.0	18.1	
55 Phenyl ether	170	6.849	6.851	-0.002	83	1635913	16.0	16.1	
57 2-Nitroaniline	65	6.874	6.875	-0.001	77	1596186	16.0	15.5	
58 1,3-Dimethylnaphthalene	156	6.988	6.980	0.008	85	1757160	16.0	17.6	
59 Dimethyl phthalate	163	7.078	7.070	0.008	95	2635252	16.0	14.9	
60 Coumarin	146	7.078	7.078	0.000	72	720819	16.0	14.1	
61 2,6-Dinitrotoluene	165	7.127	7.119	0.008	74	569886	16.0	16.6	
62 Acenaphthylene	152	7.176	7.177	-0.001	94	2627379	16.0	15.7	
63 3-Nitroaniline	138	7.290	7.291	-0.001	76	448726	16.0	15.5	
* 64 Acenaphthene-d10	164	7.313	7.316	-0.003	90	923205	8.00	8.00	
65 3,5-di-tert-butyl-4-hydrox	205	7.354	7.348	0.006	94	2791665	NC	NC	
66 Acenaphthene	154	7.346	7.348	-0.002	92	2501925	16.0	15.8	
67 2,4-Dinitrophenol	184	7.394	7.390	0.004	75	873765	32.0	30.1	
69 4-Nitrophenol	65	7.484	7.480	0.004	77	1792155	32.0	29.4	
70 2,4-Dinitrotoluene	165	7.517	7.520	-0.003	73	926506	16.0	15.9	
71 Dibenzofuran	168	7.525	7.520	0.005	89	3147225	16.0	16.1	
72 2,3,4,6-Tetrachlorophenol	232	7.646	7.651	-0.005	91	1122823	16.0	15.6	
73 Diethyl phthalate	149	7.768	7.766	0.002	94	2920244	16.0	15.5	
75 Fluorene	166	7.856	7.854	0.002	90	2554524	16.0	15.7	
74 4-Chlorophenyl phenyl ethe	204	7.856	7.862	-0.006	75	1659759	16.0	15.8	
76 4-Nitroaniline	138	7.913	7.903	0.010	75	476546	16.0	17.4	
77 4,6-Dinitro-2-methylphenol	198	7.928	7.927	0.001	65	1309555	32.0	30.7	
78 N-Nitrosodiphenylamine	169	7.985	7.985	0.000	66	1572643	16.0	15.1	
79 1,2-Diphenylhydrazine	77	8.017	8.017	0.000	90	3048138	16.0	13.3	
$ 80 2,4,6-Tribromophenol	330	8.099	8.099	0.000	93	1193352	16.0	14.4	
81 4-Bromophenyl phenyl ether	248	8.341	8.342	-0.002	88	1311275	16.0	14.3	
82 Hexachlorobenzene	284	8.404	8.399	0.005	94	1714063	16.0	13.3	
84 Pentachlorophenol	266	8.606	8.601	0.005	91	2188269	32.0	30.5	
85 Pentachloronitrobenzene	237	8.614	8.616	-0.002	89	717536	NC	NC	
86 n-Octadecane	57	8.685	8.690	-0.005	89	1639921	16.0	13.6	
* 87 Phenanthrene-d10	188	8.772	8.778	-0.006	95	1604727	8.00	8.00	
88 Phenanthrene	178	8.796	8.803	-0.007	96	2979194	16.0	15.0	
89 Anthracene	178	8.853	8.852	0.001	96	3075468	16.0	14.9	
90 Carbazole	167	9.014	9.014	0.000	97	2717146	16.0	15.2	
91 Di-n-butyl phthalate	149	9.363	9.362	0.001	96	3828780	16.0	13.7	

Compound	Sig	RT (min.)	Adj RT (min.)	Dlt RT (min.)	Q	Response	Cal Amt ug/ml	OnCol Amt ug/ml	Flags
92 Fluoranthene	202	9.964	9.964	0.000	94	3951025	16.0	14.8	
93 Benzidine	184	10.103	10.094	0.009	90	2171495	16.0	20.6	
94 Pyrene	202	10.185	10.183	0.002	93	3918628	16.0	13.1	
95 Bisphenol-A	213	10.241	10.240	0.001	0	2340437	NC	NC	
$ 96 Terphenyl-d14	244	10.344	10.344	0.000	96	3772436	16.0	12.5	
97 Butyl benzyl phthalate	149	10.864	10.858	0.006	95	2210557	16.0	14.6	
99 Carbamazepine	193	10.992	10.979	0.013	87	1881087	16.0	16.1	
100 3,3'-Dichlorobenzidine	252	11.470	11.464	0.006	95	2477518	16.0	14.7	
101 Benzo[a]anthracene	228	11.485	11.480	0.005	95	4777426	16.0	12.8	
* 102 Chrysene-d12	240	11.501	11.495	0.006	96	2956118	8.00	8.00	
104 Chrysene	228	11.531	11.525	0.006	95	4441837	16.0	14.5	
103 Bis(2-ethylhexyl) phthalat	149	11.539	11.533	0.006	90	3138058	16.0	16.0	
105 Di-n-octyl phthalate	149	12.371	12.370	0.001	93	4682842	16.0	15.3	
106 Benzo[b]fluoranthene	252	12.857	12.849	0.008	94	5721253	16.0	14.2	
107 Benzo[k]fluoranthene	252	12.895	12.888	0.007	93	5255041	16.0	13.9	
108 Benzo[a]pyrene	252	13.293	13.280	0.013	95	5268810	16.0	14.2	
* 109 Perylene-d12	264	13.363	13.358	0.005	96	2999375	8.00	8.00	
110 Indeno[1,2,3-cd]pyrene	276	14.822	14.808	0.014	92	5562757	16.0	15.0	
111 Dibenz(a,h)anthracene	278	14.868	14.846	0.022	94	5177753	16.0	14.2	
112 Benzo[g,h,i]perylene	276	15.223	15.206	0.017	91	5372272	16.0	13.9	
S 119 Total Cresols	1				0			15.1	

QC Flag Legend

Processing Flags

NC - Not Calibrated

Review Flags

M - Manually Integrated

Reagents:

SM_BNAL7_00014 Amount Added: 1.00 Units: mL

Report Date: 25-Jan-2017 23:58:01 Chrom Revision: 2.2 10-Jan-2017 11:26:10

TestAmerica Edison

Data File: \\ChromNA\Edison\ChromData\CBNAMS6\20170125-50828.b\M237797.D

Injection Date: 25-Jan-2017 16:56:30 Instrument ID: CBNAMS6 Operator ID:

Lims ID: STD16 Worklist Smp#: 4

Client ID:

Injection Vol: 5.0 ul Dil. Factor: 1.0000 ALS Bottle#: 4

Method: 8270LVI_R6 Limit Group: SV 625 ICAL

Column: Rtxi-5Sil MS (0.25 mm)

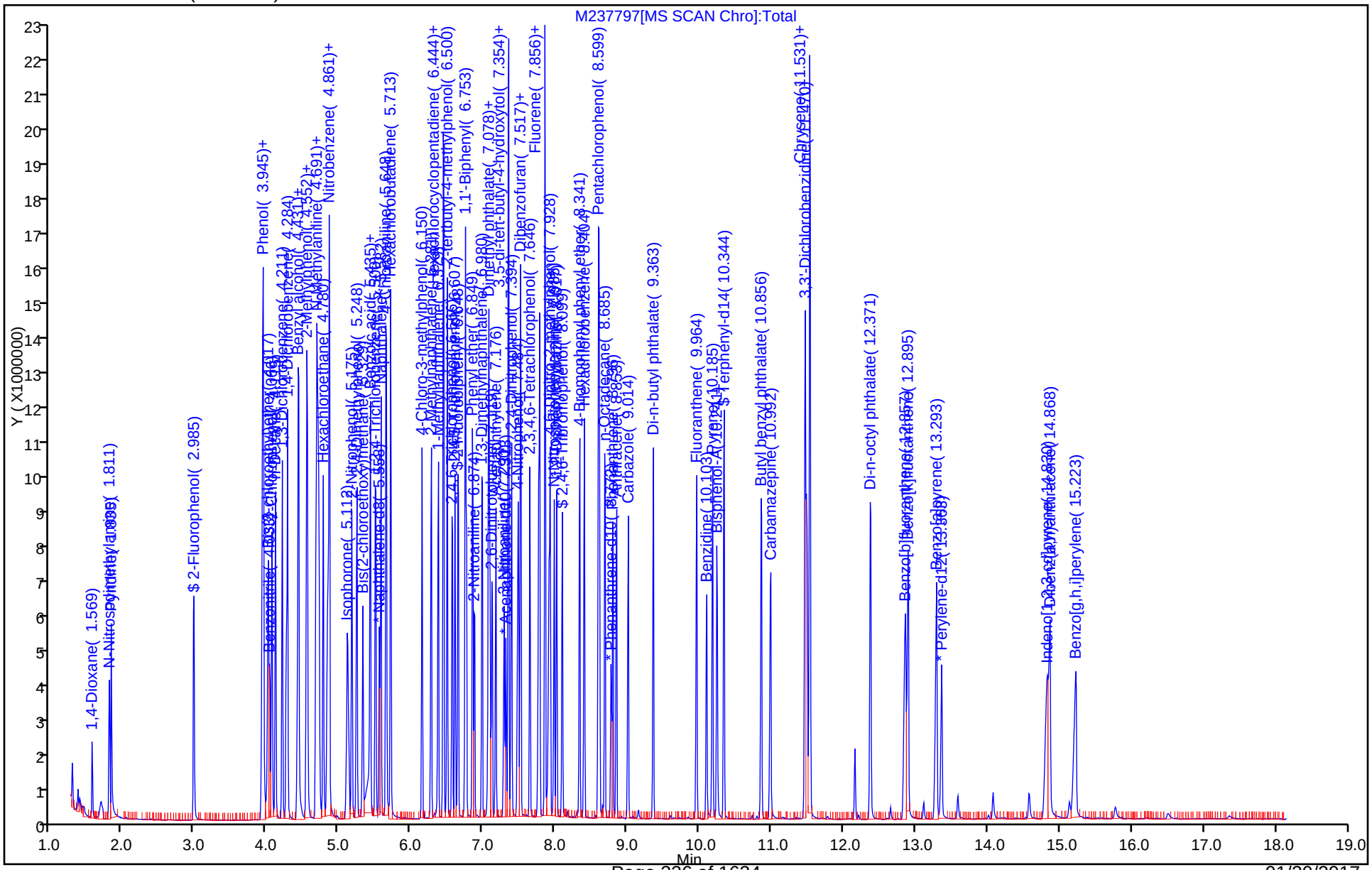

Manual Integration/User Assign Peak Report

TestAmerica Edison

Data File:	\\ChromNA\Edison\ChromData\CBNAMS6\20170125-50828.b\M237797.D				
Injection Date:	25-Jan-2017 16:56:30	Instrument ID:	CBNAMS6		
Lims ID:	STD16				
Client ID:					
Operator ID:		ALS Bottle#:	4	Worklist Smp#:	4
Injection Vol:	5.0 ul	Dil. Factor:	1.0000		
Method:	8270LVI_R6	Limit Group:	SV 625 ICAL		
Column:	Rtxi-5Sil MS (0.25 mm)	Detector	MS SCAN		

40 4-Chloroaniline, CAS: 106-47-8

Signal: 1

Processing Integration Results

RT: 5.58
Area: 485947
Amount: 7.042181
Amount Units: ug/ml

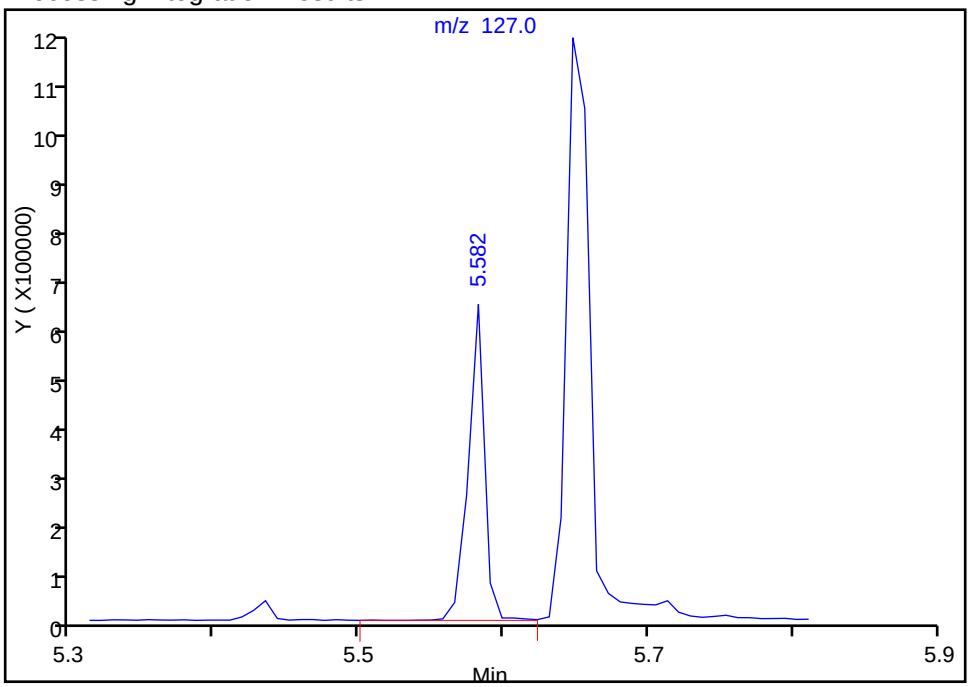

Manual Integration Results

RT: 5.65
Area: 1305025
Amount: 16.026840
Amount Units: ug/ml

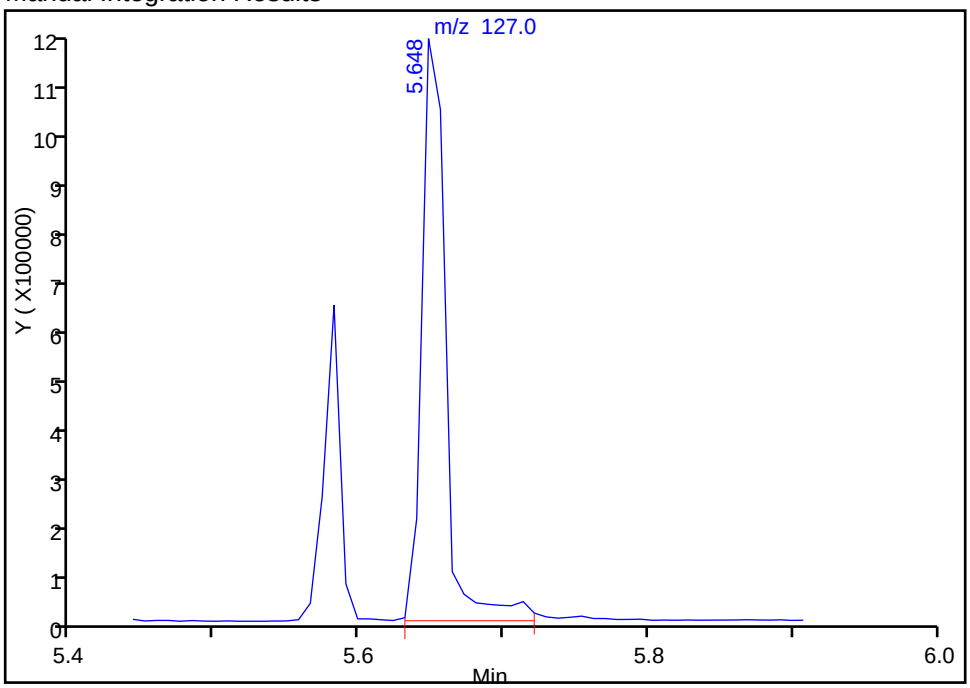

Reviewer: bayoumiw, 25-Jan-2017 21:27:11

Audit Action: Manually Integrated Audit Reason: Baseline

TestAmerica Edison
Target Compound Quantitation Report

Data File: \\ChromNA\Edison\ChromData\CBNAMS6\20170125-50828.b\M237798.D
Lims ID: STD4
Client ID:
Sample Type: IC Calib Level: 5
Inject. Date: 25-Jan-2017 17:19:30 ALS Bottle#: 5 Worklist Smp#: 5
Injection Vol: 5.0 ul Dil. Factor: 1.0000
Sample Info: 460-0050828-005
Operator ID: Instrument ID: CBNAMS6
Sublist: chrom-8270LVI_R6*sub31

Method: \\ChromNA\Edison\ChromData\CBNAMS6\20170125-50828.b\8270LVI_R6.m
Limit Group: SV 625 ICAL
Last Update: 25-Jan-2017 23:58:03 Calib Date: 25-Jan-2017 18:49:30
Integrator: RTE ID Type: Deconvolution ID
Quant Method: Internal Standard Quant By: Initial Calibration
Last ICal File: \\ChromNA\Edison\ChromData\CBNAMS6\20170125-50828.b\M237802.D

Column 1 : Rtxi-5Sil MS (0.25 mm) Det: MS SCAN
Process Host: XAWRK007

First Level Reviewer: bayoumiw Date: 25-Jan-2017 21:29:16

Compound	Sig	RT (min.)	Adj RT (min.)	Dlt RT (min.)	Q	Response	Cal Amt ug/ml	OnCol Amt ug/ml	Flags
1 1,4-Dioxane	88	1.578	1.583	-0.005	75	99820	4.00	4.32	
2 N-Nitrosodimethylamine	74	1.804	1.817	-0.013	47	217744	4.00	4.56	
3 Pyridine	79	1.837	1.850	-0.013	55	269917	4.00	4.73	
$ 4 2-Fluorophenol	112	2.983	2.984	-0.001	55	216604	4.00	4.11	
$ 6 Phenol-d5	99	3.912	3.929	-0.017	62	380703	4.00	4.50	
8 Aniline	93	3.928	3.946	-0.018	43	420976	4.00	4.21	
7 Phenol	94	3.928	3.946	-0.018	53	399902	4.00	4.19	
9 Bis(2-chloroethyl)ether	93	3.993	4.011	-0.018	76	298215	4.00	4.41	
10 Benzonitrile	103	4.010	4.027	-0.017	77	554028	4.00	4.36	
11 2-Chlorophenol	128	4.058	4.068	-0.010	60	238116	4.00	4.23	
12 n-Decane	43	4.114	4.116	-0.002	84	455531	4.00	4.36	
13 1,3-Dichlorobenzene	146	4.204	4.212	-0.008	66	270839	4.00	3.87	
* 14 1,4-Dichlorobenzene-d4	152	4.259	4.270	-0.011	81	432236	8.00	8.00	
15 1,4-Dichlorobenzene	146	4.275	4.286	-0.011	69	291592	4.00	3.99	
17 Benzyl alcohol	108	4.413	4.423	-0.010	74	168056	4.00	4.09	
18 1,2-Dichlorobenzene	146	4.429	4.439	-0.010	73	285202	4.00	4.19	
20 2,2'-oxybis[1-chloropropan	45	4.551	4.553	-0.002	71	616404	4.00	4.64	
19 2-Methylphenol	108	4.535	4.553	-0.018	57	246817	4.00	4.12	
23 N-Methylaniline	106	4.664	4.675	-0.011	69	493614	4.00	4.47	
24 Acetophenone	105	4.672	4.691	-0.019	89	530395	4.00	3.92	
25 N-Nitrosodi-n-propylamine	70	4.680	4.699	-0.019	93	405018	4.00	4.22	
21 4-Methylphenol	108	4.697	4.707	-0.010	71	242691	4.00	3.90	
26 3 & 4 Methylphenol	108	4.697	4.707	-0.010	67	242418	NC	NC	
27 Hexachloroethane	117	4.770	4.781	-0.011	84	219370	4.00	4.80	
$ 28 Nitrobenzene-d5	82	4.827	4.838	-0.011	96	688767	4.00	4.58	
29 Nitrobenzene	77	4.843	4.854	-0.011	76	854348	4.00	4.30	
30 n,n'-Dimethylaniline	120	4.852	4.863	-0.011	88	393613	4.00	4.05	
31 Isophorone	82	5.088	5.106	-0.018	91	1004895	4.00	4.13	
32 2-Nitrophenol	139	5.169	5.179	-0.010	34	161917	4.00	4.21	
33 2,4-Dimethylphenol	122	5.234	5.243	-0.009	67	237854	4.00	4.13	
34 Bis(2-chloroethoxy)methane	93	5.315	5.325	-0.010	76	394566	4.00	4.03	

Compound	Sig	RT (min.)	Adj RT (min.)	Dlt RT (min.)	Q	Response	Cal Amt ug/ml	OnCol Amt ug/ml	Flags
35 Benzoic acid	122	5.355	5.413	-0.058	77	126593	4.00	4.54	
36 2,4-Dichlorophenol	162	5.420	5.429	-0.009	71	277774	4.00	3.73	
37 1,2,4-Trichlorobenzene	180	5.501	5.503	-0.002	86	367146	4.00	4.03	
* 38 Naphthalene-d8	136	5.550	5.560	-0.010	93	1483189	8.00	8.00	
39 Naphthalene	128	5.574	5.576	-0.002	90	627377	4.00	3.79	
40 4-Chloroaniline	127	5.640	5.650	-0.010	44	295615	4.00	3.77	
41 Hexachlorobutadiene	225	5.713	5.716	-0.003	93	417733	4.00	4.35	
44 4-Chloro-3-methylphenol	107	6.144	6.147	-0.003	80	385959	4.00	4.15	
45 2-Methylnaphthalene	142	6.266	6.275	-0.009	76	541836	4.00	4.03	
46 1-Methylnaphthalene	142	6.364	6.373	-0.009	83	510923	4.00	4.03	
47 Hexachlorocyclopentadiene	237	6.438	6.446	-0.008	94	431413	4.00	3.92	
48 1,2,4,5-Tetrachlorobenzene	216	6.446	6.453	-0.007	94	568516	4.00	4.01	
49 2-tertbutyl-4-methylphenol	149	6.495	6.502	-0.007	76	531854	NC	NC	
50 2,4,6-Trichlorophenol	196	6.560	6.568	-0.008	82	271145	4.00	4.51	
51 2,4,5-Trichlorophenol	196	6.601	6.609	-0.008	87	272482	4.00	3.84	
$ 52 2-Fluorobiphenyl	172	6.642	6.650	-0.008	95	787944	4.00	4.33	
53 1,1'-Biphenyl	154	6.740	6.745	-0.005	95	689296	4.00	3.62	
54 2-Chloronaphthalene	162	6.756	6.761	-0.005	90	579408	4.00	4.00	
55 Phenyl ether	170	6.846	6.851	-0.005	78	444574	4.00	3.99	
57 2-Nitroaniline	65	6.862	6.875	-0.013	76	470458	4.00	4.15	
58 1,3-Dimethylnaphthalene	156	6.976	6.980	-0.004	82	457677	4.00	4.17	
59 Dimethyl phthalate	163	7.056	7.070	-0.014	93	741050	4.00	3.82	
60 Coumarin	146	7.064	7.078	-0.014	60	192257	4.00	3.89	
61 2,6-Dinitrotoluene	165	7.104	7.119	-0.015	71	157090	4.00	4.17	
62 Acenaphthylene	152	7.169	7.177	-0.008	95	749654	4.00	4.08	
63 3-Nitroaniline	138	7.275	7.291	-0.016	76	122912	4.00	3.87	
* 64 Acenaphthene-d10	164	7.308	7.316	-0.008	91	1013039	8.00	8.00	
66 Acenaphthene	154	7.340	7.348	-0.008	83	783084	4.00	4.50	
65 3,5-di-tert-butyl-4-hydrox	205	7.340	7.348	-0.008	96	894316	NC	NC	
67 2,4-Dinitrophenol	184	7.373	7.390	-0.017	73	210298	8.00	8.13	
69 4-Nitrophenol	65	7.462	7.480	-0.018	76	561295	8.00	8.38	
71 Dibenzofuran	168	7.511	7.520	-0.009	88	801736	4.00	3.75	
70 2,4-Dinitrotoluene	165	7.503	7.520	-0.017	71	211131	4.00	3.57	
72 2,3,4,6-Tetrachlorophenol	232	7.640	7.651	-0.011	93	324514	4.00	4.11	
73 Diethyl phthalate	149	7.753	7.766	-0.013	91	784256	4.00	3.80	
75 Fluorene	166	7.851	7.854	-0.003	93	624396	4.00	3.50	
74 4-Chlorophenyl phenyl ethe	204	7.851	7.862	-0.011	78	424833	4.00	3.68	
76 4-Nitroaniline	138	7.884	7.903	-0.019	71	111249	4.00	3.70	
77 4,6-Dinitro-2-methylphenol	198	7.906	7.927	-0.021	64	319984	8.00	8.03	
78 N-Nitrosodiphenylamine	169	7.972	7.985	-0.013	66	423480	4.00	3.73	
79 1,2-Diphenylhydrazine	77	8.011	8.017	-0.006	89	1096152	4.00	4.39	
$ 80 2,4,6-Tribromophenol	330	8.084	8.099	-0.015	93	385305	4.00	4.21	
81 4-Bromophenyl phenyl ether	248	8.329	8.342	-0.013	87	403777	4.00	4.03	
82 Hexachlorobenzene	284	8.394	8.399	-0.005	93	545515	4.00	3.89	
84 Pentachlorophenol	266	8.589	8.601	-0.012	93	698037	8.00	8.93	
85 Pentachloronitrobenzene	237	8.605	8.616	-0.011	90	239120	NC	NC	
86 n-Octadecane	57	8.685	8.690	-0.005	86	492360	4.00	3.75	
* 87 Phenanthrene-d10	188	8.767	8.778	-0.011	96	1749871	8.00	8.00	
88 Phenanthrene	178	8.792	8.803	-0.011	96	858821	4.00	3.96	
89 Anthracene	178	8.841	8.852	-0.011	96	847163	4.00	3.75	
90 Carbazole	167	9.002	9.014	-0.012	97	745631	4.00	3.82	
91 Di-n-butyl phthalate	149	9.352	9.362	-0.010	97	1209531	4.00	3.98	

Compound	Sig	RT (min.)	Adj RT (min.)	Dlt RT (min.)	Q	Response	Cal Amt ug/ml	OnCol Amt ug/ml	Flags
92 Fluoranthene	202	9.953	9.964	-0.011	97	1181306	4.00	4.05	
93 Benzidine	184	10.091	10.094	-0.003	96	471676	4.00	4.11	
94 Pyrene	202	10.173	10.183	-0.010	96	1136835	4.00	4.16	
95 Bisphenol-A	213	10.238	10.240	-0.002	0	547470	NC	NC	
$ 96 Terphenyl-d14	244	10.335	10.344	-0.009	98	1253226	4.00	4.54	
97 Butyl benzyl phthalate	149	10.852	10.858	-0.006	93	582104	4.00	4.21	
99 Carbamazepine	193	10.965	10.979	-0.014	86	444205	4.00	5.06	
100 3,3'-Dichlorobenzidine	252	11.449	11.464	-0.015	97	723902	4.00	4.70	
101 Benzo[a]anthracene	228	11.472	11.480	-0.008	95	1355095	4.00	3.99	
* 102 Chrysene-d12	240	11.487	11.495	-0.008	96	2695913	8.00	8.00	
104 Chrysene	228	11.517	11.525	-0.008	99	1250865	4.00	4.48	
103 Bis(2-ethylhexyl) phthalat	149	11.533	11.533	0.000	87	744738	4.00	4.16	
105 Di-n-octyl phthalate	149	12.364	12.370	-0.006	96	1208623	4.00	4.02	
106 Benzo[b]fluoranthene	252	12.837	12.849	-0.012	95	1585713	4.00	4.00	
107 Benzo[k]fluoranthene	252	12.870	12.888	-0.018	94	1512264	4.00	4.06	
108 Benzo[a]pyrene	252	13.267	13.280	-0.013	97	1524511	4.00	4.16	
* 109 Perylene-d12	264	13.356	13.358	-0.002	95	2954232	8.00	8.00	
110 Indeno[1,2,3-cd]pyrene	276	14.795	14.808	-0.013	92	1514219	4.00	4.14	
111 Dibenz(a,h)anthracene	278	14.835	14.846	-0.011	97	1563065	4.00	4.36	
112 Benzo[g,h,i]perylene	276	15.188	15.206	-0.018	91	1633805	4.00	4.30	
S 119 Total Cresols	1				0			4.12	

QC Flag Legend

Processing Flags

NC - Not Calibrated

Reagents:

SM_BNAL5_00022 Amount Added: 1.00 Units: mL

Report Date: 25-Jan-2017 23:58:05 Chrom Revision: 2.2 10-Jan-2017 11:26:10

TestAmerica Edison

Data File: \\ChromNA\Edison\ChromData\CBNAMS6\20170125-50828.b\M237798.D

Injection Date: 25-Jan-2017 17:19:30 Instrument ID: CBNAMS6 Operator ID:

Lims ID: STD4 Worklist Smp#: 5

Client ID:

Injection Vol: 5.0 ul Dil. Factor: 1.0000 ALS Bottle#: 5

Method: 8270LVI_R6 Limit Group: SV 625 ICAL

Column: Rtxi-5Sil MS (0.25 mm)

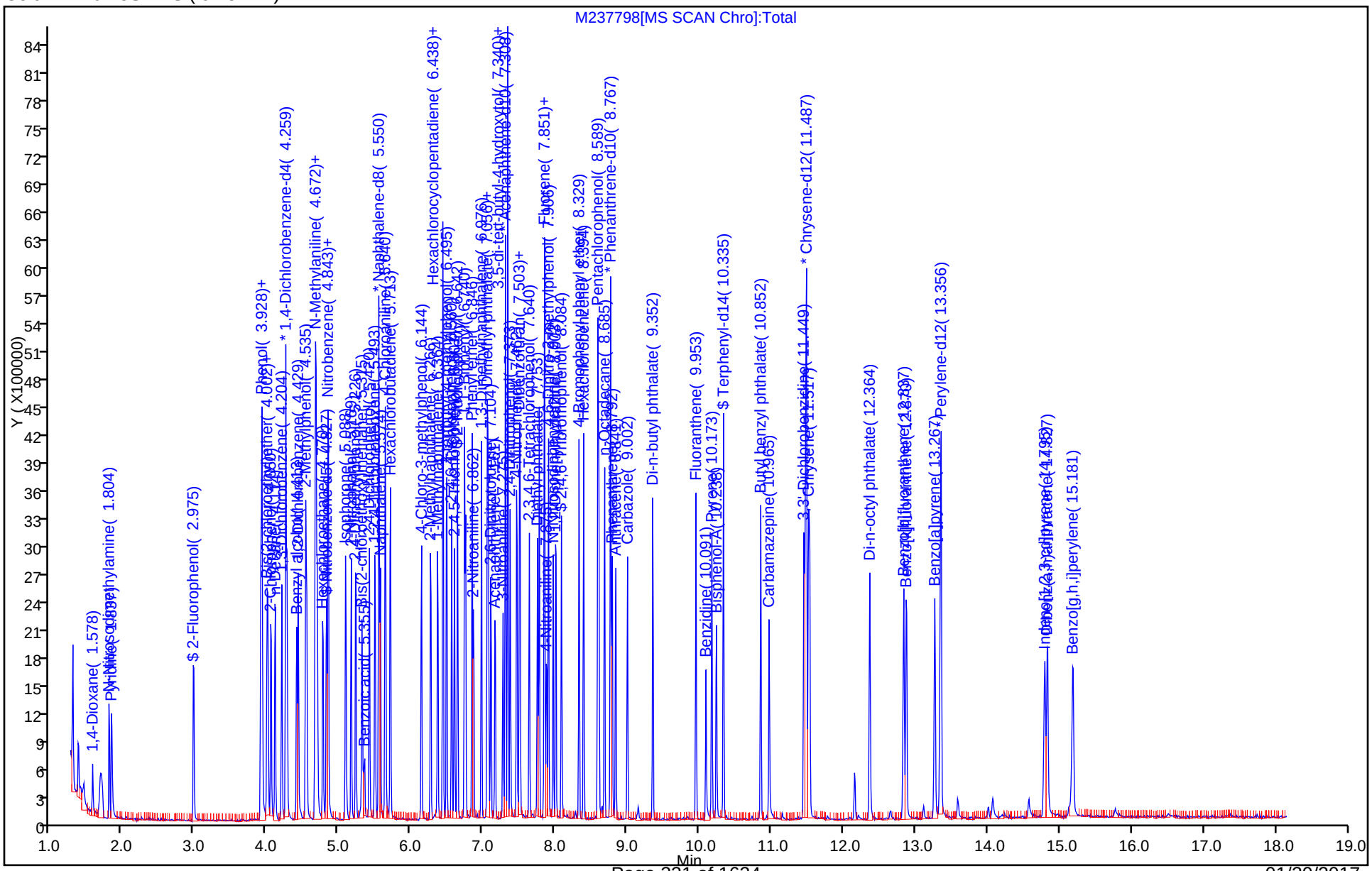

TestAmerica Edison
Target Compound Quantitation Report

Data File: \\ChromNA\Edison\ChromData\CBNAMS6\20170125-50828.b\M237799.D
Lims ID: STD2
Client ID:
Sample Type: IC Calib Level: 4
Inject. Date: 25-Jan-2017 17:41:30 ALS Bottle#: 6 Worklist Smp#: 6
Injection Vol: 5.0 ul Dil. Factor: 1.0000
Sample Info: 460-0050828-006
Operator ID: Instrument ID: CBNAMS6
Sublist: chrom-8270LVI_R6*sub31

Method: \\ChromNA\Edison\ChromData\CBNAMS6\20170125-50828.b\8270LVI_R6.m
Limit Group: SV 625 ICAL
Last Update: 25-Jan-2017 23:58:07 Calib Date: 25-Jan-2017 18:49:30
Integrator: RTE ID Type: Deconvolution ID
Quant Method: Internal Standard Quant By: Initial Calibration
Last ICal File: \\ChromNA\Edison\ChromData\CBNAMS6\20170125-50828.b\M237802.D

Column 1 : Rtxi-5Sil MS (0.25 mm) Det: MS SCAN
Process Host: XAWRK007

First Level Reviewer: bayoumiw Date: 25-Jan-2017 21:29:43

Compound	Sig	RT (min.)	Adj RT (min.)	Dlt RT (min.)	Q	Response	Cal Amt ug/ml	OnCol Amt ug/ml	Flags
1 1,4-Dioxane	88	1.567	1.583	-0.016	81	46126	2.00	1.92	
2 N-Nitrosodimethylamine	74	1.802	1.817	-0.015	46	103111	2.00	2.07	
3 Pyridine	79	1.835	1.850	-0.015	54	119150	2.00	2.00	
$ 4 2-Fluorophenol	112	2.979	2.984	-0.005	54	103314	2.00	1.88	
$ 6 Phenol-d5	99	3.909	3.929	-0.020	63	170301	2.00	1.93	
7 Phenol	94	3.925	3.946	-0.021	51	194184	2.00	1.95	
8 Aniline	93	3.925	3.946	-0.021	44	201793	2.00	1.94	
9 Bis(2-chloroethyl)ether	93	3.999	4.011	-0.012	70	125599	2.00	1.78	
10 Benzonitrile	103	4.007	4.027	-0.020	76	246739	2.00	1.86	
11 2-Chlorophenol	128	4.055	4.068	-0.013	56	114117	2.00	1.94	
12 n-Decane	43	4.112	4.116	-0.004	80	223107	2.00	2.05	
13 1,3-Dichlorobenzene	146	4.201	4.212	-0.011	68	148579	2.00	2.04	
* 14 1,4-Dichlorobenzene-d4	152	4.258	4.270	-0.012	84	450323	8.00	8.00	
15 1,4-Dichlorobenzene	146	4.275	4.286	-0.011	67	131306	2.00	1.72	
17 Benzyl alcohol	108	4.404	4.423	-0.019	75	88904	2.00	2.08	
18 1,2-Dichlorobenzene	146	4.428	4.439	-0.011	76	140315	2.00	1.98	
19 2-Methylphenol	108	4.534	4.553	-0.019	56	120639	2.00	1.93	
20 2,2'-oxybis[1-chloropropan	45	4.550	4.553	-0.003	67	279740	2.00	2.02	
23 N-Methylaniline	106	4.664	4.675	-0.011	66	219441	2.00	1.91	
24 Acetophenone	105	4.672	4.691	-0.019	90	293084	2.00	2.08	
25 N-Nitrosodi-n-propylamine	70	4.680	4.699	-0.019	93	219135	2.00	2.19	
26 3 & 4 Methylphenol	108	4.688	4.707	-0.019	67	104027	NC	NC	
21 4-Methylphenol	108	4.688	4.707	-0.019	59	116606	2.00	1.80	
27 Hexachloroethane	117	4.769	4.781	-0.012	83	112273	2.00	2.36	
$ 28 Nitrobenzene-d5	82	4.818	4.838	-0.020	92	302884	2.00	1.93	
29 Nitrobenzene	77	4.843	4.854	-0.011	75	452340	2.00	2.18	
30 n,n'-Dimethylaniline	120	4.851	4.863	-0.012	89	193980	2.00	1.92	
31 Isophorone	82	5.087	5.106	-0.019	91	547537	2.00	2.16	
32 2-Nitrophenol	139	5.167	5.179	-0.012	37	73089	2.00	1.82	
33 2,4-Dimethylphenol	122	5.232	5.243	-0.011	67	114851	2.00	1.91	
34 Bis(2-chloroethoxy)methane	93	5.320	5.325	-0.005	79	205339	2.00	2.01	

Compound	Sig	RT (min.)	Adj RT (min.)	Dlt RT (min.)	Q	Response	Cal Amt ug/ml	OnCol Amt ug/ml	Flags
35 Benzoic acid	122	5.312	5.413	-0.101	38	48392	2.00	1.67	
36 2,4-Dichlorophenol	162	5.418	5.429	-0.011	71	152112	2.00	1.96	
37 1,2,4-Trichlorobenzene	180	5.499	5.503	-0.004	84	174701	2.00	1.84	
* 38 Naphthalene-d8	136	5.548	5.560	-0.012	93	1547164	8.00	8.00	
39 Naphthalene	128	5.571	5.576	-0.005	91	338627	2.00	1.96	
40 4-Chloroaniline	127	5.661	5.650	0.011	77	160566	2.00	1.96	
41 Hexachlorobutadiene	225	5.710	5.716	-0.006	91	208888	2.00	2.09	
44 4-Chloro-3-methylphenol	107	6.139	6.147	-0.008	76	204153	2.00	2.10	
45 2-Methylnaphthalene	142	6.269	6.275	-0.006	66	254707	2.00	1.81	
46 1-Methylnaphthalene	142	6.367	6.373	-0.006	82	258192	2.00	1.95	
47 Hexachlorocyclopentadiene	237	6.439	6.446	-0.007	86	214363	2.00	1.96	
48 1,2,4,5-Tetrachlorobenzene	216	6.439	6.453	-0.014	92	289883	2.00	1.89	
49 2-tertbutyl-4-methylphenol	149	6.488	6.502	-0.014	71	267803	NC	NC	
50 2,4,6-Trichlorophenol	196	6.561	6.568	-0.007	81	142234	2.00	2.18	
51 2,4,5-Trichlorophenol	196	6.602	6.609	-0.007	88	153558	2.00	2.00	
$ 52 2-Fluorobiphenyl	172	6.642	6.650	-0.008	95	396001	2.00	2.01	
53 1,1'-Biphenyl	154	6.738	6.745	-0.007	94	391068	2.00	1.90	
54 2-Chloronaphthalene	162	6.754	6.761	-0.007	91	290360	2.00	1.85	
55 Phenyl ether	170	6.843	6.851	-0.008	74	215204	2.00	1.78	
57 2-Nitroaniline	65	6.859	6.875	-0.016	76	248549	2.00	2.03	
58 1,3-Dimethylnaphthalene	156	6.973	6.980	-0.007	81	233174	2.00	1.96	
59 Dimethyl phthalate	163	7.055	7.070	-0.015	92	417147	2.00	1.99	
60 Coumarin	146	7.063	7.078	-0.015	64	109076	2.00	2.12	
61 2,6-Dinitrotoluene	165	7.104	7.119	-0.015	71	85657	2.00	2.10	
62 Acenaphthylene	152	7.161	7.177	-0.016	95	388546	2.00	1.95	
63 3-Nitroaniline	138	7.275	7.291	-0.016	80	75928	2.00	2.21	
* 64 Acenaphthene-d10	164	7.308	7.316	-0.008	90	1096991	8.00	8.00	
65 3,5-di-tert-butyl-4-hydrox	205	7.340	7.348	-0.008	95	400316	NC	NC	
66 Acenaphthene	154	7.340	7.348	-0.008	74	349538	2.00	1.85	
67 2,4-Dinitrophenol	184	7.373	7.390	-0.017	76	86583	4.00	3.61	
69 4-Nitrophenol	65	7.462	7.480	-0.018	80	307388	4.00	4.24	
70 2,4-Dinitrotoluene	165	7.503	7.520	-0.017	71	122141	2.00	2.01	
71 Dibenzofuran	168	7.511	7.520	-0.009	88	462437	2.00	2.00	
72 2,3,4,6-Tetrachlorophenol	232	7.639	7.651	-0.012	92	161941	2.00	1.90	
73 Diethyl phthalate	149	7.753	7.766	-0.013	93	448610	2.00	2.01	
75 Fluorene	166	7.841	7.854	-0.013	96	358013	2.00	1.86	
74 4-Chlorophenyl phenyl ethe	204	7.850	7.862	-0.012	79	226824	2.00	1.81	
76 4-Nitroaniline	138	7.874	7.903	-0.029	72	62796	2.00	1.93	
77 4,6-Dinitro-2-methylphenol	198	7.899	7.927	-0.028	57	154279	4.00	4.00	
78 N-Nitrosodiphenylamine	169	7.964	7.985	-0.021	62	236401	2.00	2.08	
79 1,2-Diphenylhydrazine	77	8.005	8.017	-0.012	88	554452	2.00	2.22	
$ 80 2,4,6-Tribromophenol	330	8.087	8.099	-0.013	92	193159	2.00	1.94	
81 4-Bromophenyl phenyl ether	248	8.330	8.342	-0.012	89	228156	2.00	2.28	
82 Hexachlorobenzene	284	8.394	8.399	-0.005	90	291803	2.00	2.08	
84 Pentachlorophenol	266	8.589	8.601	-0.012	93	293849	4.00	3.76	
85 Pentachloronitrobenzene	237	8.604	8.616	-0.012	89	101185	NC	NC	
86 n-Octadecane	57	8.686	8.690	-0.004	87	291713	2.00	2.23	
* 87 Phenanthrene-d10	188	8.767	8.778	-0.011	95	1747504	8.00	8.00	
88 Phenanthrene	178	8.792	8.803	-0.011	96	447657	2.00	2.07	
89 Anthracene	178	8.841	8.852	-0.011	97	463876	2.00	2.06	
90 Carbazole	167	9.001	9.014	-0.013	97	390167	2.00	2.00	
91 Di-n-butyl phthalate	149	9.355	9.362	-0.007	97	697515	2.00	2.30	

Compound	Sig	RT (min.)	Adj RT (min.)	Dlt RT (min.)	Q	Response	Cal Amt ug/ml	OnCol Amt ug/ml	Flags
92 Fluoranthene	202	9.952	9.964	-0.012	98	581436	2.00	2.00	
93 Benzidine	184	10.090	10.094	-0.004	74	195779	2.00	1.71	
94 Pyrene	202	10.171	10.183	-0.012	97	592527	2.00	2.31	
95 Bisphenol-A	213	10.235	10.240	-0.005	0	221543	NC	NC	
$ 96 Terphenyl-d14	244	10.332	10.344	-0.012	96	559211	2.00	2.16	
97 Butyl benzyl phthalate	149	10.850	10.858	-0.008	92	274048	2.00	2.11	
99 Carbamazepine	193	10.965	10.979	-0.014	90	138813	2.00	1.84	
100 3,3'-Dichlorobenzidine	252	11.449	11.464	-0.015	95	303691	2.00	2.10	
101 Benzo[a]anthracene	228	11.464	11.480	-0.016	92	659496	2.00	2.07	
* 102 Chrysene-d12	240	11.479	11.495	-0.016	96	2532464	8.00	8.00	
104 Chrysene	228	11.510	11.525	-0.015	98	555414	2.00	2.12	
103 Bis(2-ethylhexyl) phthalat	149	11.526	11.533	-0.007	87	336033	2.00	2.00	
105 Di-n-octyl phthalate	149	12.365	12.370	-0.005	96	582367	2.00	2.09	
106 Benzo[b]fluoranthene	252	12.834	12.849	-0.015	94	788078	2.00	2.14	
107 Benzo[k]fluoranthene	252	12.867	12.888	-0.021	93	722065	2.00	2.09	
108 Benzo[a]pyrene	252	13.264	13.280	-0.016	96	763322	2.00	2.25	
* 109 Perylene-d12	264	13.353	13.358	-0.005	96	2739143	8.00	8.00	
110 Indeno[1,2,3-cd]pyrene	276	14.788	14.808	-0.020	92	795311	2.00	2.35	
111 Dibenz(a,h)anthracene	278	14.821	14.846	-0.025	96	739797	2.00	2.22	
112 Benzo[g,h,i]perylene	276	15.172	15.206	-0.034	91	780198	2.00	2.21	
S 119 Total Cresols	1				0			1.93	

QC Flag Legend

Processing Flags

NC - Not Calibrated

Reagents:

SM_BNAL4_00035 Amount Added: 1.00 Units: mL

Report Date: 25-Jan-2017 23:58:09 Chrom Revision: 2.2 10-Jan-2017 11:26:10

TestAmerica Edison

Data File: \\ChromNA\Edison\ChromData\CBNAMS6\20170125-50828.b\M237799.D

Injection Date: 25-Jan-2017 17:41:30 Instrument ID: CBNAMS6 Operator ID:

Lims ID: STD2 Worklist Smp#: 6

Client ID:

Injection Vol: 5.0 ul Dil. Factor: 1.0000 ALS Bottle#: 6

Method: 8270LVI_R6 Limit Group: SV 625 ICAL

Column: Rtxi-5Sil MS (0.25 mm)

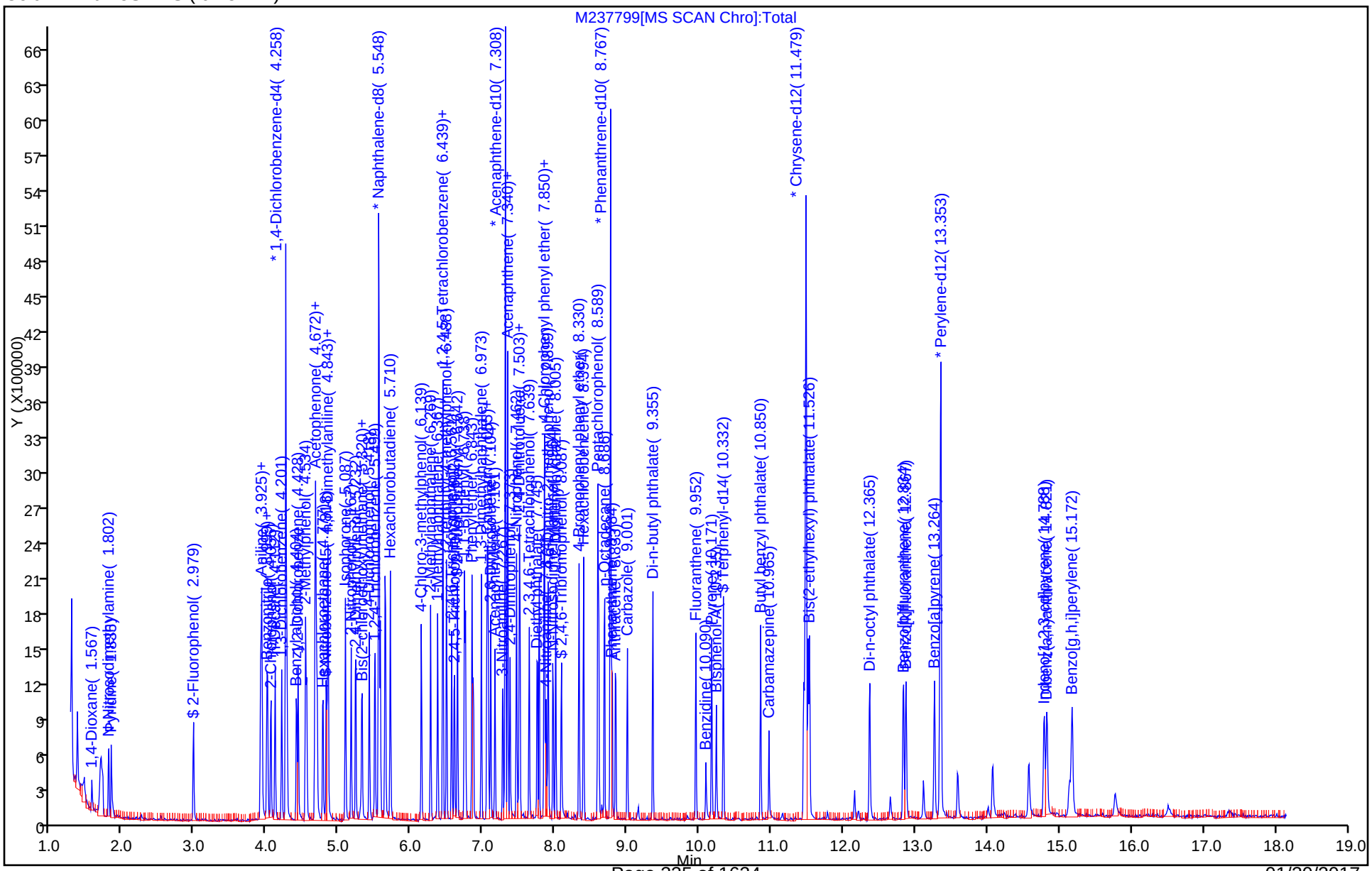

TestAmerica Edison
Target Compound Quantitation Report

Data File: \\ChromNA\Edison\ChromData\CBNAMS6\20170125-50828.b\M237800.D
Lims ID: STD1
Client ID:
Sample Type: IC Calib Level: 3
Inject. Date: 25-Jan-2017 18:04:30 ALS Bottle#: 7 Worklist Smp#: 7
Injection Vol: 5.0 ul Dil. Factor: 1.0000
Sample Info: 460-0050828-007
Operator ID: Instrument ID: CBNAMS6
Sublist: chrom-8270LVI_R6*sub31

Method: \\ChromNA\Edison\ChromData\CBNAMS6\20170125-50828.b\8270LVI_R6.m
Limit Group: SV 625 ICAL
Last Update: 25-Jan-2017 23:58:11 Calib Date: 25-Jan-2017 18:49:30
Integrator: RTE ID Type: Deconvolution ID
Quant Method: Internal Standard Quant By: Initial Calibration
Last ICal File: \\ChromNA\Edison\ChromData\CBNAMS6\20170125-50828.b\M237802.D

Column 1 : Rtxi-5Sil MS (0.25 mm) Det: MS SCAN
Process Host: XAWRK007

First Level Reviewer: bayoumiw Date: 25-Jan-2017 21:35:01

Compound	Sig	RT (min.)	Adj RT (min.)	Dlt RT (min.)	Q	Response	Cal Amt ug/ml	OnCol Amt ug/ml	Flags
1 1,4-Dioxane	88	1.568	1.583	-0.015	64	23579	1.00	0.9069	
2 N-Nitrosodimethylamine	74	1.802	1.817	-0.015	47	47406	1.00	0.8824	
3 Pyridine	79	1.843	1.850	-0.007	56	55322	1.00	0.8615	
$ 4 2-Fluorophenol	112	2.975	2.984	-0.009	63	51023	1.00	0.8596	
$ 6 Phenol-d5	99	3.907	3.929	-0.022	60	89995	1.00	0.9457	
8 Aniline	93	3.931	3.946	-0.015	83	110580	1.00	0.9820	
7 Phenol	94	3.923	3.946	-0.023	49	93878	1.00	0.8739	
9 Bis(2-chloroethyl)ether	93	3.996	4.011	-0.015	71	69055	1.00	0.9075	
10 Benzonitrile	103	4.004	4.027	-0.023	84	159526	1.00	1.11	
11 2-Chlorophenol	128	4.051	4.068	-0.017	55	60870	1.00	0.9599	
12 n-Decane	43	4.108	4.116	-0.008	86	138296	1.00	1.18	
13 1,3-Dichlorobenzene	146	4.206	4.212	-0.006	74	73548	1.00	0.9330	
* 14 1,4-Dichlorobenzene-d4	152	4.263	4.270	-0.007	86	486499	8.00	8.00	
15 1,4-Dichlorobenzene	146	4.279	4.286	-0.007	80	74226	1.00	0.9026	
17 Benzyl alcohol	108	4.408	4.423	-0.015	69	38823	1.00	0.8399	
18 1,2-Dichlorobenzene	146	4.433	4.439	-0.006	64	63702	1.00	0.8309	
20 2,2'-oxybis[1-chloropropan	45	4.547	4.553	-0.006	68	158104	1.00	1.06	
19 2-Methylphenol	108	4.530	4.553	-0.023	57	61462	1.00	0.9105	
23 N-Methylaniline	106	4.668	4.675	-0.007	71	135554	1.00	1.09	
24 Acetophenone	105	4.668	4.691	-0.023	78	158475	1.00	1.04	
25 N-Nitrosodi-n-propylamine	70	4.676	4.699	-0.023	91	128823	1.00	1.19	
21 4-Methylphenol	108	4.692	4.707	-0.015	80	77463	1.00	1.11	
26 3 & 4 Methylphenol	108	4.692	4.707	-0.015	60	77463	NC	NC	
27 Hexachloroethane	117	4.773	4.781	-0.008	74	58255	1.00	1.13	
$ 28 Nitrobenzene-d5	82	4.821	4.838	-0.017	90	166489	1.00	0.9734	
29 Nitrobenzene	77	4.845	4.854	-0.009	77	248579	1.00	1.10	
30 n,n'-Dimethylaniline	120	4.845	4.863	-0.018	88	94449	1.00	0.8643	
31 Isophorone	82	5.089	5.106	-0.017	93	302436	1.00	1.09	
32 2-Nitrophenol	139	5.170	5.179	-0.009	44	37656	1.00	0.8621	
33 2,4-Dimethylphenol	122	5.227	5.243	-0.016	65	58452	1.00	0.8932	
34 Bis(2-chloroethoxy)methane	93	5.317	5.325	-0.008	84	130110	1.00	1.17	

Compound	Sig	RT (min.)	Adj RT (min.)	Dlt RT (min.)	Q	Response	Cal Amt ug/ml	OnCol Amt ug/ml	Flags
35 Benzoic acid	122	5.301	5.413	-0.112	69	19045	1.00	0.5305	
36 2,4-Dichlorophenol	162	5.415	5.429	-0.014	68	73093	1.00	0.8622	
37 1,2,4-Trichlorobenzene	180	5.496	5.503	-0.007	88	111344	1.00	1.07	
* 38 Naphthalene-d8	136	5.553	5.560	-0.007	94	1686501	8.00	8.00	
39 Naphthalene	128	5.570	5.576	-0.006	92	173181	1.00	0.9203	
40 4-Chloroaniline	127	5.635	5.650	-0.015	80	74216	1.00	0.8326	M
41 Hexachlorobutadiene	225	5.708	5.716	-0.008	92	118666	1.00	1.09	
44 4-Chloro-3-methylphenol	107	6.138	6.147	-0.009	80	115312	1.00	1.09	
45 2-Methylnaphthalene	142	6.268	6.275	-0.007	69	141057	1.00	0.9219	
46 1-Methylnaphthalene	142	6.366	6.373	-0.007	83	140140	1.00	0.9730	
47 Hexachlorocyclopentadiene	237	6.439	6.446	-0.007	80	88208	1.00	0.8624	
48 1,2,4,5-Tetrachlorobenzene	216	6.439	6.453	-0.014	92	146434	1.00	0.7946	
49 2-tertbutyl-4-methylphenol	149	6.488	6.502	-0.014	70	130253	NC	NC	
50 2,4,6-Trichlorophenol	196	6.561	6.568	-0.007	78	56996	1.00	0.7288	
51 2,4,5-Trichlorophenol	196	6.602	6.609	-0.007	83	77510	1.00	0.8392	
$ 52 2-Fluorobiphenyl	172	6.643	6.650	-0.007	96	216491	1.00	0.9146	
53 1,1'-Biphenyl	154	6.740	6.745	-0.005	95	198550	1.00	0.8018	
54 2-Chloronaphthalene	162	6.756	6.761	-0.005	93	169392	1.00	0.9003	
55 Phenyl ether	170	6.846	6.851	-0.005	76	127314	1.00	0.8795	
57 2-Nitroaniline	65	6.862	6.875	-0.013	71	124547	1.00	0.8455	
58 1,3-Dimethylnaphthalene	156	6.976	6.980	-0.004	76	109042	1.00	0.7642	
59 Dimethyl phthalate	163	7.049	7.070	-0.021	94	248512	1.00	0.9860	
60 Coumarin	146	7.057	7.078	-0.021	60	63621	1.00	1.13	
61 2,6-Dinitrotoluene	165	7.106	7.119	-0.013	66	42763	1.00	0.8722	
62 Acenaphthylene	152	7.163	7.177	-0.014	95	210426	1.00	0.8817	
63 3-Nitroaniline	138	7.269	7.291	-0.022	74	34975	1.00	0.8461	
* 64 Acenaphthene-d10	164	7.309	7.316	-0.007	90	1316956	8.00	8.00	
66 Acenaphthene	154	7.342	7.348	-0.006	71	173316	1.00	0.7661	
65 3,5-di-tert-butyl-4-hydrox	205	7.342	7.348	-0.006	95	217070	NC	NC	
67 2,4-Dinitrophenol	184	7.374	7.390	-0.016	77	32639	2.00	1.61	
69 4-Nitrophenol	65	7.462	7.480	-0.018	77	133625	2.00	1.53	
71 Dibenzofuran	168	7.511	7.520	-0.009	88	245450	1.00	0.8828	
70 2,4-Dinitrotoluene	165	7.503	7.520	-0.017	74	68600	1.00	1.06	
72 2,3,4,6-Tetrachlorophenol	232	7.641	7.651	-0.010	91	87792	1.00	0.8562	
73 Diethyl phthalate	149	7.747	7.766	-0.019	90	262515	1.00	0.9791	
75 Fluorene	166	7.844	7.854	-0.010	95	191152	1.00	0.8251	
74 4-Chlorophenyl phenyl ethe	204	7.852	7.862	-0.010	76	123915	1.00	0.8250	
76 4-Nitroaniline	138	7.868	7.903	-0.035	82	33150	1.00	0.8478	
77 4,6-Dinitro-2-methylphenol	198	7.901	7.927	-0.026	66	79359	2.00	1.78	
78 N-Nitrosodiphenylamine	169	7.966	7.985	-0.019	59	126092	1.00	0.9403	
79 1,2-Diphenylhydrazine	77	8.007	8.017	-0.010	89	323049	1.00	1.10	
$ 80 2,4,6-Tribromophenol	330	8.088	8.099	-0.011	92	93040	1.00	0.7682	
81 4-Bromophenyl phenyl ether	248	8.332	8.342	-0.010	87	110017	1.00	0.9309	
82 Hexachlorobenzene	284	8.389	8.399	-0.010	92	184709	1.00	1.12	
84 Pentachlorophenol	266	8.591	8.601	-0.010	94	143559	2.00	1.56	
85 Pentachloronitrobenzene	237	8.599	8.616	-0.017	89	62439	NC	NC	
86 n-Octadecane	57	8.680	8.690	-0.010	85	153444	1.00	0.99	
* 87 Phenanthrene-d10	188	8.768	8.778	-0.010	96	2064341	8.00	8.00	
88 Phenanthrene	178	8.784	8.803	-0.019	95	246627	1.00	0.9636	
89 Anthracene	178	8.839	8.852	-0.013	97	268265	1.00	1.01	
90 Carbazole	167	9.002	9.014	-0.012	97	225555	1.00	0.9790	
91 Di-n-butyl phthalate	149	9.350	9.362	-0.012	97	405220	1.00	1.13	

Compound	Sig	RT (min.)	Adj RT (min.)	Dlt RT (min.)	Q	Response	Cal Amt ug/ml	OnCol Amt ug/ml	Flags
92 Fluoranthene	202	9.950	9.964	-0.014	96	341374	1.00	0.99	
93 Benzidine	184	10.095	10.094	0.001	87	95326	1.00	0.7039	
94 Pyrene	202	10.168	10.183	-0.015	97	351429	1.00	1.15	
95 Bisphenol-A	213	10.233	10.240	-0.007	0	122893	NC	NC	
$ 96 Terphenyl-d14	244	10.329	10.344	-0.015	92	332791	1.00	1.08	
97 Butyl benzyl phthalate	149	10.849	10.858	-0.009	93	151652	1.00	0.9806	
99 Carbamazepine	193	10.964	10.979	-0.015	90	35956	1.00	0.4710	
100 3,3'-Dichlorobenzidine	252	11.449	11.464	-0.015	94	142801	1.00	0.8277	
101 Benzo[a]anthracene	228	11.465	11.480	-0.015	93	399897	1.00	1.05	
* 102 Chrysene-d12	240	11.480	11.495	-0.015	96	3017487	8.00	8.00	
104 Chrysene	228	11.512	11.525	-0.013	98	322264	1.00	1.03	
103 Bis(2-ethylhexyl) phthalat	149	11.527	11.533	-0.006	85	180154	1.00	0.8999	
105 Di-n-octyl phthalate	149	12.360	12.370	-0.010	95	322920	1.00	0.9836	
106 Benzo[b]fluoranthene	252	12.832	12.849	-0.017	94	444576	1.00	1.03	
107 Benzo[k]fluoranthene	252	12.865	12.888	-0.023	93	513165	1.00	1.26	
108 Benzo[a]pyrene	252	13.263	13.280	-0.017	94	406392	1.00	1.02	
* 109 Perylene-d12	264	13.351	13.358	-0.007	96	3224988	8.00	8.00	
110 Indeno[1,2,3-cd]pyrene	276	14.787	14.808	-0.021	92	403382	1.00	1.01	
111 Dibenz(a,h)anthracene	278	14.820	14.846	-0.026	95	363254	1.00	0.9274	
112 Benzo[g,h,i]perylene	276	15.168	15.206	-0.038	92	429760	1.00	1.04	
S 119 Total Cresols	1				0			0.9105	

QC Flag Legend

Processing Flags

NC - Not Calibrated

Review Flags

M - Manually Integrated

Reagents:

SM_BNAL3_00031 Amount Added: 1.00 Units: mL

Report Date: 25-Jan-2017 23:58:13 Chrom Revision: 2.2 10-Jan-2017 11:26:10

TestAmerica Edison

Data File: \\ChromNA\Edison\ChromData\CBNAMS6\20170125-50828.b\M237800.D

Injection Date: 25-Jan-2017 18:04:30 Instrument ID: CBNAMS6 Operator ID:

Lims ID: STD1 Worklist Smp#: 7

Client ID:

Injection Vol: 5.0 ul Dil. Factor: 1.0000 ALS Bottle#: 7

Method: 8270LVI_R6 Limit Group: SV 625 ICAL

Column: Rtxi-5Sil MS (0.25 mm)

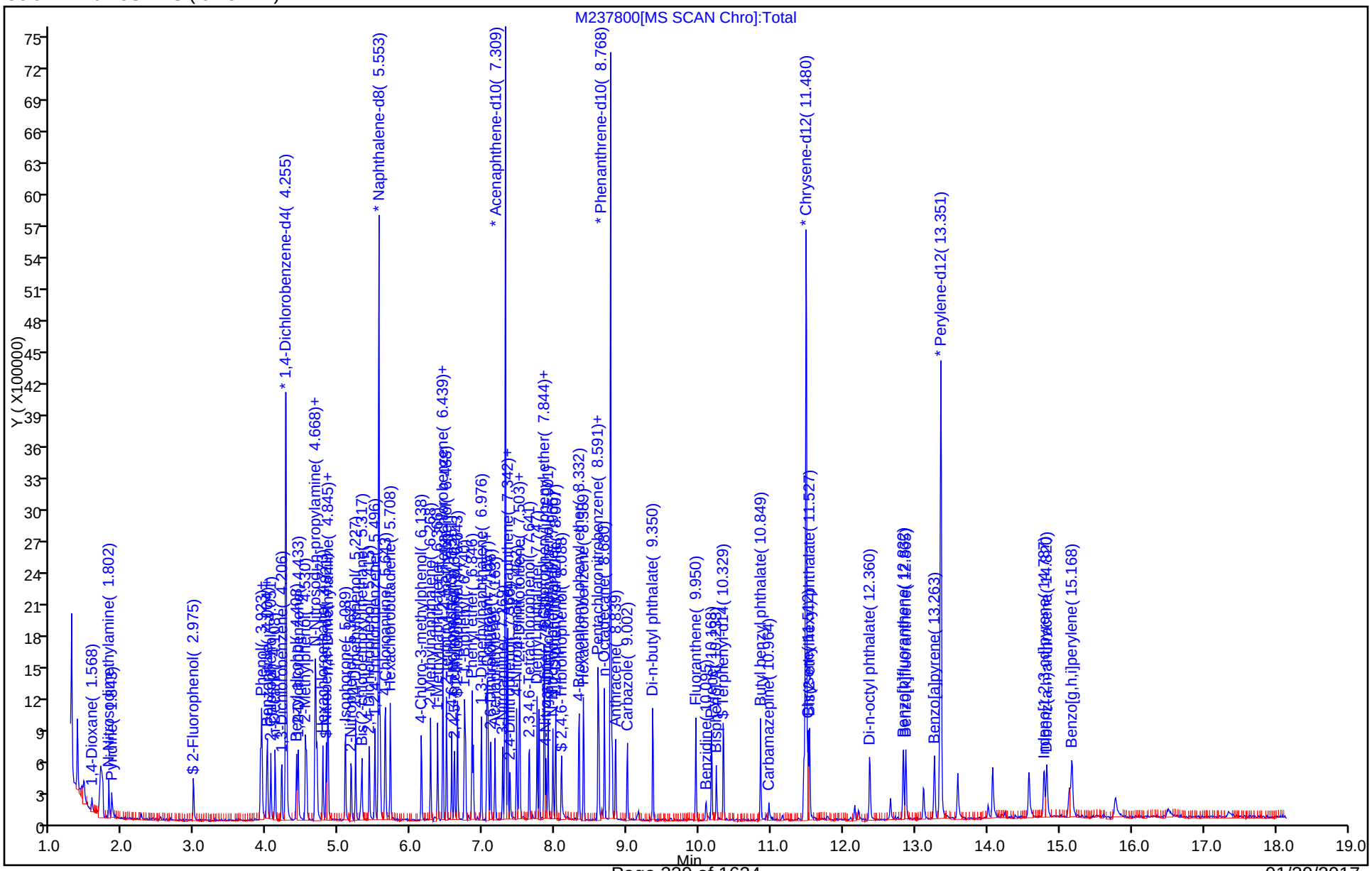

Manual Integration/User Assign Peak Report

TestAmerica Edison

Data File:	\\ChromNA\Edison\ChromData\CBNAMS6\20170125-50828.b\M237800.D				
Injection Date:	25-Jan-2017 18:04:30	Instrument ID:	CBNAMS6		
Lims ID:	STD1				
Client ID:					
Operator ID:		ALS Bottle#:	7	Worklist Smp#:	7
Injection Vol:	5.0 ul	Dil. Factor:	1.0000		
Method:	8270LVI_R6	Limit Group:	SV 625 ICAL		
Column:	Rtxi-5Sil MS (0.25 mm)	Detector	MS SCAN		

40 4-Chloroaniline, CAS: 106-47-8

Signal: 1

Processing Integration Results

RT: 5.57
Area: 102727
Amount: 1.094096
Amount Units: ug/ml

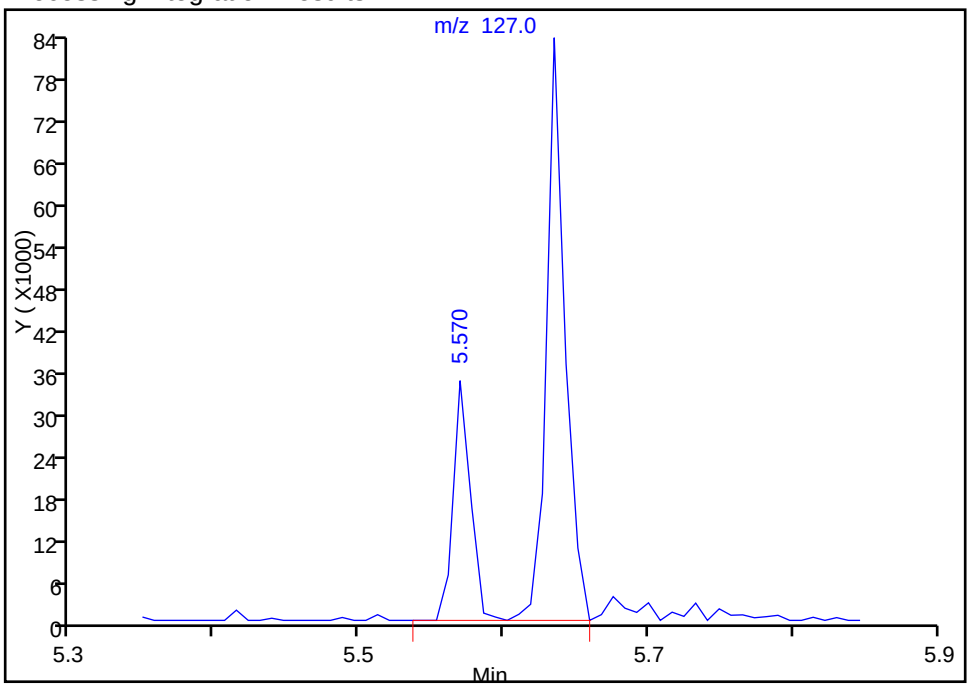

Manual Integration Results

RT: 5.63
Area: 74216
Amount: 0.832575
Amount Units: ug/ml

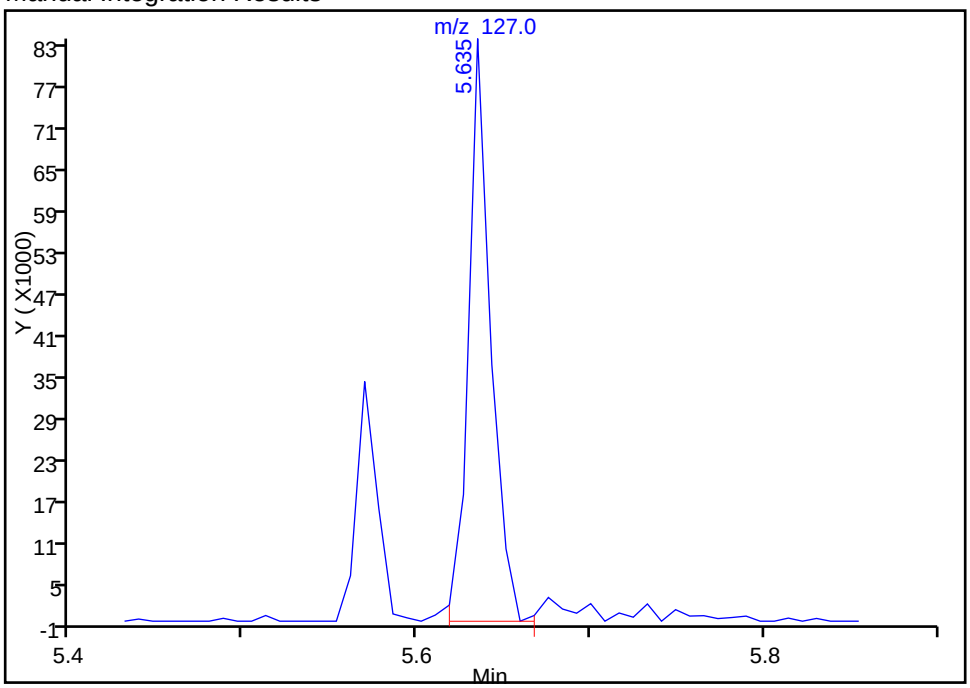

Reviewer: bayoumiw, 25-Jan-2017 21:35:01

Audit Action: Manually Integrated Audit Reason: Baseline

TestAmerica Edison
Target Compound Quantitation Report

Data File: \\ChromNA\Edison\ChromData\CBNAMS6\20170125-50828.b\M237801.D
Lims ID: STD02
Client ID:
Sample Type: IC Calib Level: 2
Inject. Date: 25-Jan-2017 18:27:30 ALS Bottle#: 8 Worklist Smp#: 8
Injection Vol: 5.0 ul Dil. Factor: 1.0000
Sample Info: 460-0050828-008
Operator ID: Instrument ID: CBNAMS6
Sublist: chrom-8270LVI_R6*sub31

Method: \\ChromNA\Edison\ChromData\CBNAMS6\20170125-50828.b\8270LVI_R6.m
Limit Group: SV 625 ICAL
Last Update: 25-Jan-2017 23:58:15 Calib Date: 25-Jan-2017 18:49:30
Integrator: RTE ID Type: Deconvolution ID
Quant Method: Internal Standard Quant By: Initial Calibration
Last ICal File: \\ChromNA\Edison\ChromData\CBNAMS6\20170125-50828.b\M237802.D

Column 1 : Rtxi-5Sil MS (0.25 mm) Det: MS SCAN
Process Host: XAWRK007

First Level Reviewer: bayoumiw Date: 25-Jan-2017 21:37:07

Compound	Sig	RT (min.)	Adj RT (min.)	Dlt RT (min.)	Q	Response	Cal Amt ug/ml	OnCol Amt ug/ml	Flags
$ 4 2-Fluorophenol	112	2.984	2.984	0.000	75	13231	0.2000	0.2169	
$ 6 Phenol-d5	99	3.905	3.929	-0.024	33	14412	0.2000	0.1474	
9 Bis(2-chloroethyl)ether	93	3.994	4.011	-0.017	64	15452	0.2000	0.1976	
* 14 1,4-Dichlorobenzene-d4	152	4.263	4.270	-0.007	85	499968	8.00	8.00	
25 N-Nitrosodi-n-propylamine	70	4.673	4.699	-0.026	80	20756	0.2000	0.1870	
27 Hexachloroethane	117	4.770	4.781	-0.011	76	9861	0.2000	0.1866	
$ 28 Nitrobenzene-d5	82	4.819	4.838	-0.019	87	29074	0.2000	0.1606	
29 Nitrobenzene	77	4.842	4.854	-0.012	69	37444	0.2000	0.1565	
30 n,n'-Dimethylaniline	120	4.842	4.863	-0.021	55	22990	0.2000	0.2047	
31 Isophorone	82	5.085	5.106	-0.021	95	64939	0.2000	0.2216	
37 1,2,4-Trichlorobenzene	180	5.498	5.503	-0.005	81	20790	0.2000	0.1894	
* 38 Naphthalene-d8	136	5.547	5.560	-0.013	94	1784772	8.00	8.00	
41 Hexachlorobutadiene	225	5.710	5.716	-0.006	87	16546	0.2000	0.1432	
46 1-Methylnaphthalene	142	6.364	6.373	-0.009	77	26156	0.2000	0.1716	
50 2,4,6-Trichlorophenol	196	6.604	6.568	0.036	82	10884	0.2000	0.1411	M
$ 52 2-Fluorobiphenyl	172	6.645	6.650	-0.006	95	38688	0.2000	0.1658	
61 2,6-Dinitrotoluene	165	7.099	7.119	-0.020	67	7564	0.2000	0.1565	
* 64 Acenaphthene-d10	164	7.309	7.316	-0.008	93	1298523	8.00	8.00	
70 2,4-Dinitrotoluene	165	7.495	7.520	-0.025	31	9538	0.2000	0.3404	
77 4,6-Dinitro-2-methylphenol	198	7.901	7.927	-0.026	59	8234	0.4000	0.1649	
$ 80 2,4,6-Tribromophenol	330	8.094	8.099	-0.005	1	14029	0.2000	0.1028	M
82 Hexachlorobenzene	284	8.394	8.399	-0.005	84	49665	0.2000	0.2369	
* 87 Phenanthrene-d10	188	8.765	8.778	-0.013	95	2614089	8.00	8.00	
$ 96 Terphenyl-d14	244	10.330	10.344	-0.014	77	71388	0.2000	0.2330	M
101 Benzo[a]anthracene	228	11.466	11.480	-0.014	48	81078	0.2000	0.2154	
* 102 Chrysene-d12	240	11.481	11.495	-0.014	96	2991105	8.00	8.00	
104 Chrysene	228	11.505	11.525	-0.020	56	54590	0.2000	0.1763	
103 Bis(2-ethylhexyl) phthalat	149	11.529	11.533	-0.004	78	38136	0.2000	0.1922	
106 Benzo[b]fluoranthene	252	12.831	12.849	-0.018	94	87063	0.2000	0.2085	
107 Benzo[k]fluoranthene	252	12.863	12.888	-0.025	92	77592	0.2000	0.1976	
108 Benzo[a]pyrene	252	13.260	13.280	-0.020	68	78691	0.2000	0.2039	

Compound	Sig	RT (min.)	Adj RT (min.)	Dlt RT (min.)	Q	Response	Cal Amt ug/ml	OnCol Amt ug/ml	Flags
* 109 Perylene-d12	264	13.348	13.358	-0.010	96	3111568	8.00	8.00	
110 Indeno[1,2,3-cd]pyrene	276	14.786	14.808	-0.022	91	67987	0.2000	0.1765	
111 Dibenz(a,h)anthracene	278	14.819	14.846	-0.028	92	76591	0.2000	0.2027	

QC Flag Legend

Review Flags

M - Manually Integrated

Reagents:

SM_BNAL2_00026 Amount Added: 1.00 Units: mL

Report Date: 25-Jan-2017 23:58:17 Chrom Revision: 2.2 10-Jan-2017 11:26:10

TestAmerica Edison

Data File: \\ChromNA\Edison\ChromData\CBNAMS6\20170125-50828.b\M237801.D

Injection Date: 25-Jan-2017 18:27:30 Instrument ID: CBNAMS6 Operator ID:

Lims ID: STD02 Worklist Smp#: 8

Client ID:

Injection Vol: 5.0 ul Dil. Factor: 1.0000 ALS Bottle#: 8

Method: 8270LVI_R6 Limit Group: SV 625 ICAL

Column: Rtxi-5Sil MS (0.25 mm)

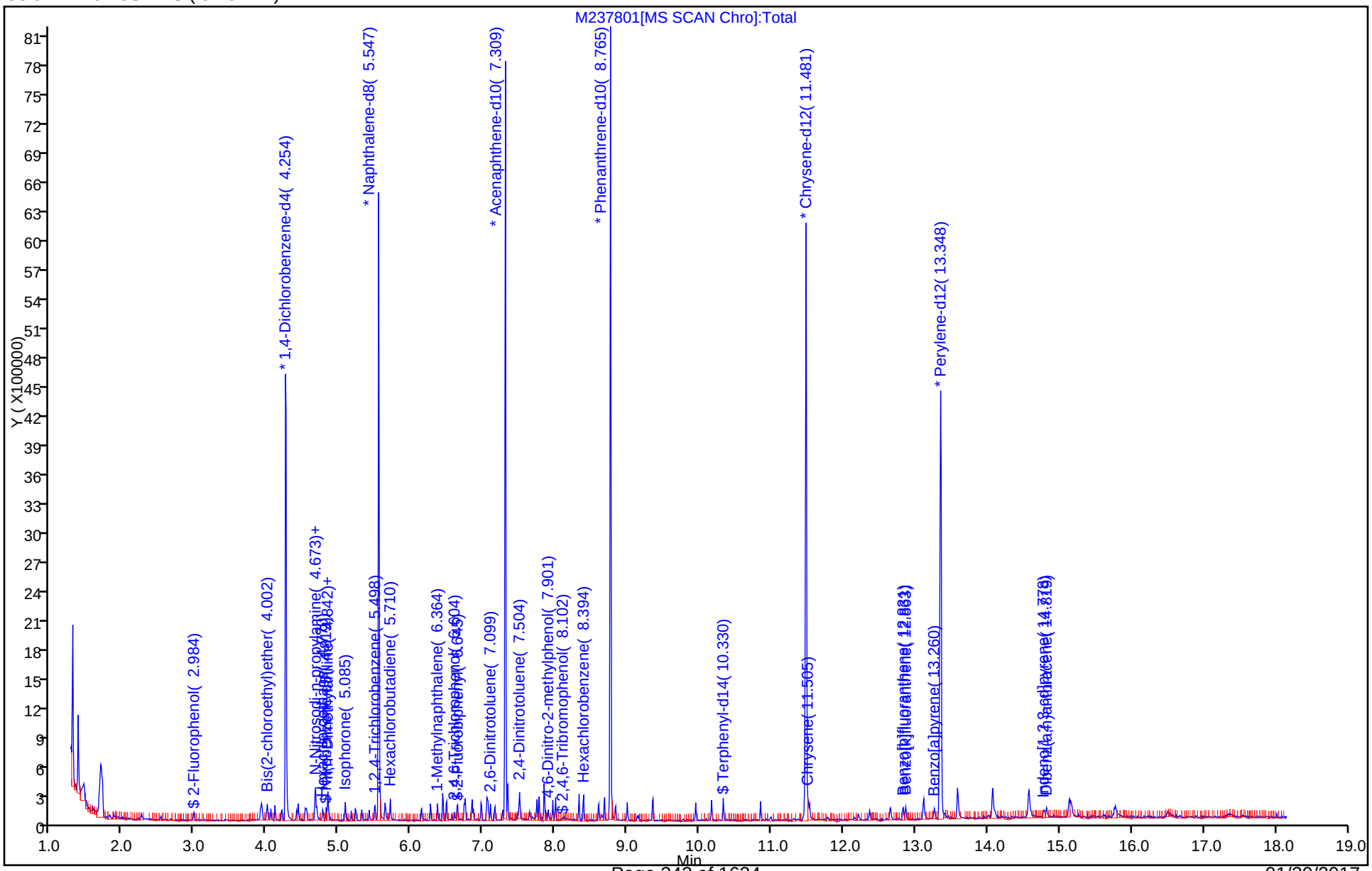

Manual Integration/User Assign Peak Report

TestAmerica Edison

Data File:	\\ChromNA\Edison\ChromData\CBNAMS6\20170125-50828.b\M237801.D				
Injection Date:	25-Jan-2017 18:27:30	Instrument ID:	CBNAMS6		
Lims ID:	STD02				
Client ID:					
Operator ID:		ALS Bottle#:	8	Worklist Smp#:	8
Injection Vol:	5.0 ul	Dil. Factor:	1.0000		
Method:	8270LVI_R6	Limit Group:	SV 625 ICAL		
Column:	Rtxi-5Sil MS (0.25 mm)	Detector	MS SCAN		

50 2,4,6-Trichlorophenol, CAS: 88-06-2

Signal: 1

Processing Integration Results

RT: 6.60
Area: 8768
Amount: -0.117029
Amount Units: ug/ml

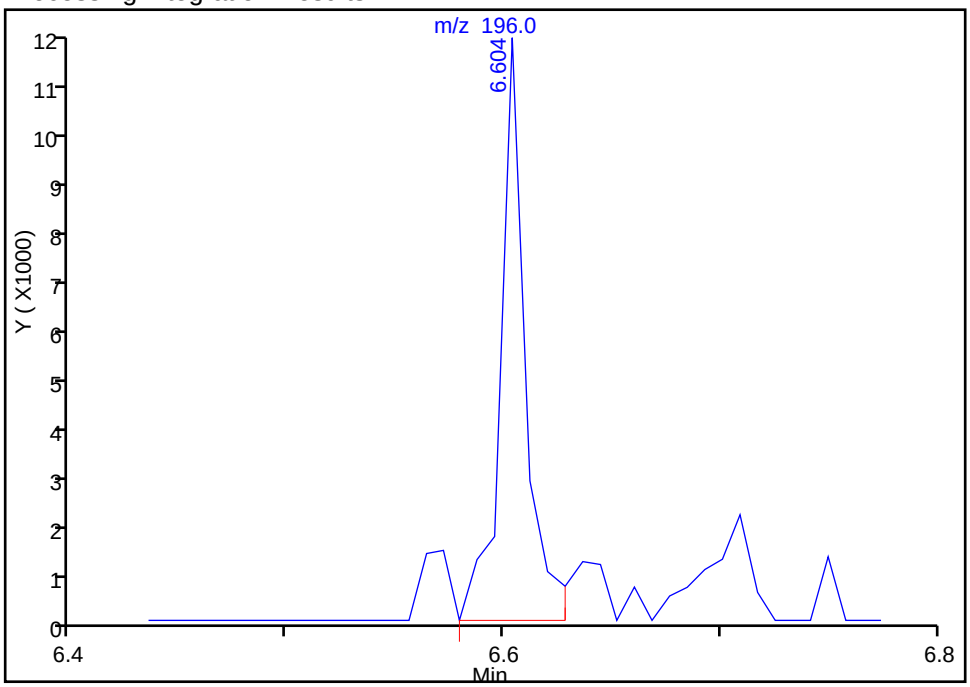

Manual Integration Results

RT: 6.60
Area: 10884
Amount: 0.141145
Amount Units: ug/ml

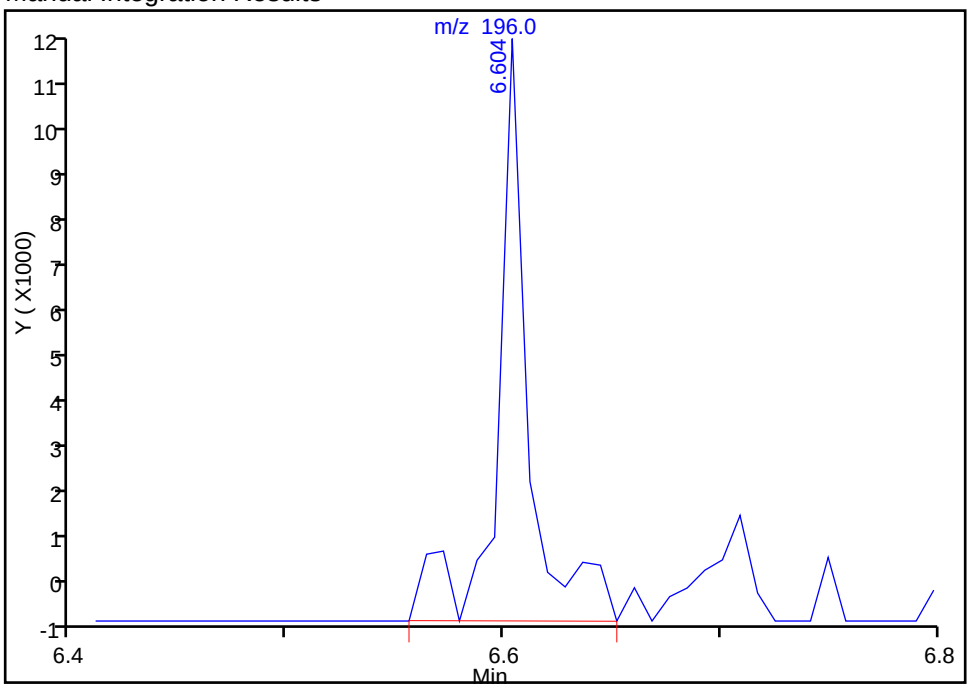

Reviewer: bayoumiw, 25-Jan-2017 21:46:22
Audit Action: Assigned Compound ID Audit Reason: Baseline

Manual Integration/User Assign Peak Report

TestAmerica Edison

Data File:	\\ChromNA\Edison\ChromData\CBNAMS6\20170125-50828.b\M237801.D				
Injection Date:	25-Jan-2017 18:27:30	Instrument ID:	CBNAMS6		
Lims ID:	STD02				
Client ID:					
Operator ID:		ALS Bottle#:	8	Worklist Smp#:	8
Injection Vol:	5.0 ul	Dil. Factor:	1.0000		
Method:	8270LVI_R6	Limit Group:	SV 625 ICAL		
Column:	Rtxi-5Sil MS (0.25 mm)	Detector	MS SCAN		

50 2,4,6-Trichlorophenol, CAS: 88-06-2

Signal: 1

Processing Integration Results

RT: 6.60
Area: 8768
Amount: -0.117029
Amount Units: ug/ml

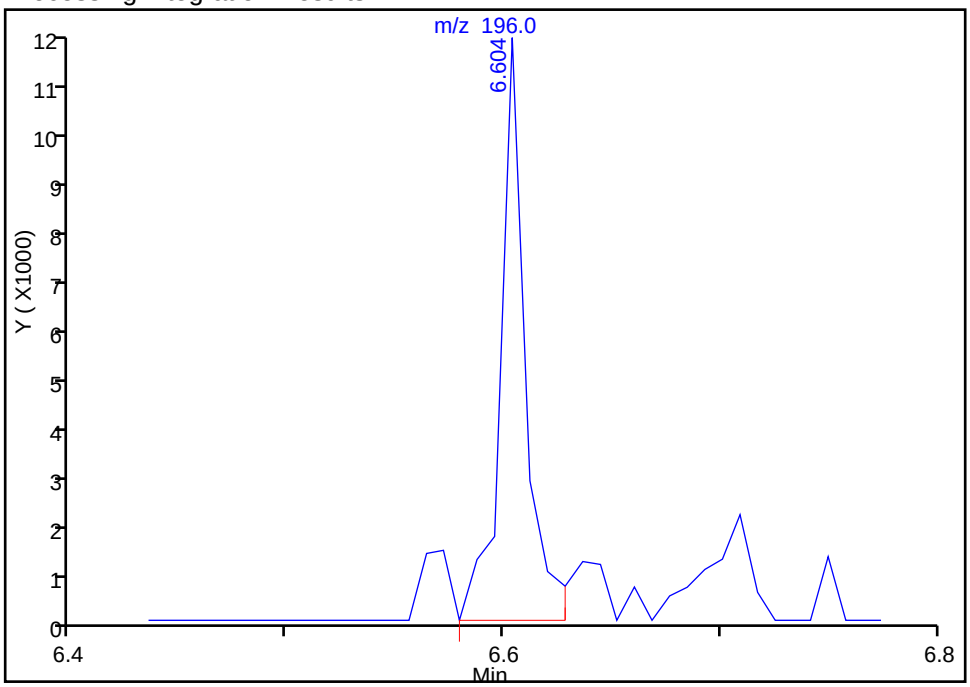

Manual Integration Results

RT: 6.60
Area: 10884
Amount: 0.141145
Amount Units: ug/ml

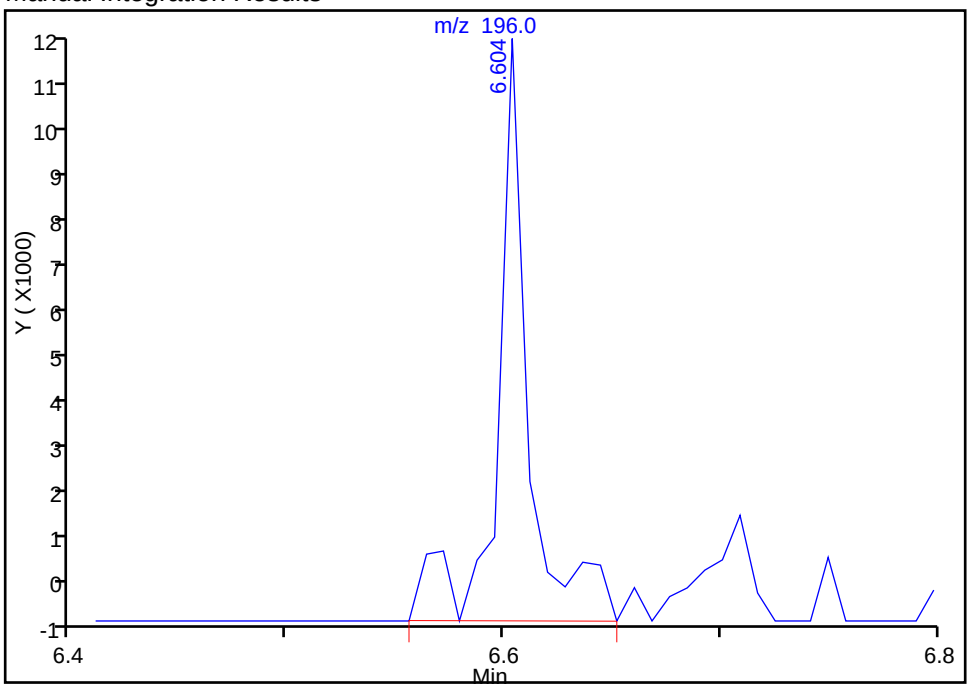

Reviewer: bayoumiw, 25-Jan-2017 21:46:22

Audit Action: Manually Integrated Audit Reason: Baseline

Manual Integration/User Assign Peak Report

TestAmerica Edison

Data File:	\\ChromNA\Edison\ChromData\CBNAMS6\20170125-50828.b\M237801.D				
Injection Date:	25-Jan-2017 18:27:30	Instrument ID:	CBNAMS6		
Lims ID:	STD02				
Client ID:					
Operator ID:		ALS Bottle#:	8	Worklist Smp#:	8
Injection Vol:	5.0 ul	Dil. Factor:	1.0000		
Method:	8270LVI_R6	Limit Group:	SV 625 ICAL		
Column:	Rtxi-5Sil MS (0.25 mm)	Detector	MS SCAN		

$ 80 2,4,6-Tribromophenol, CAS: 118-79-6

Signal: 1

Processing Integration Results

RT: 8.09
Area: 5974
Amount: 0.202188
Amount Units: ug/ml

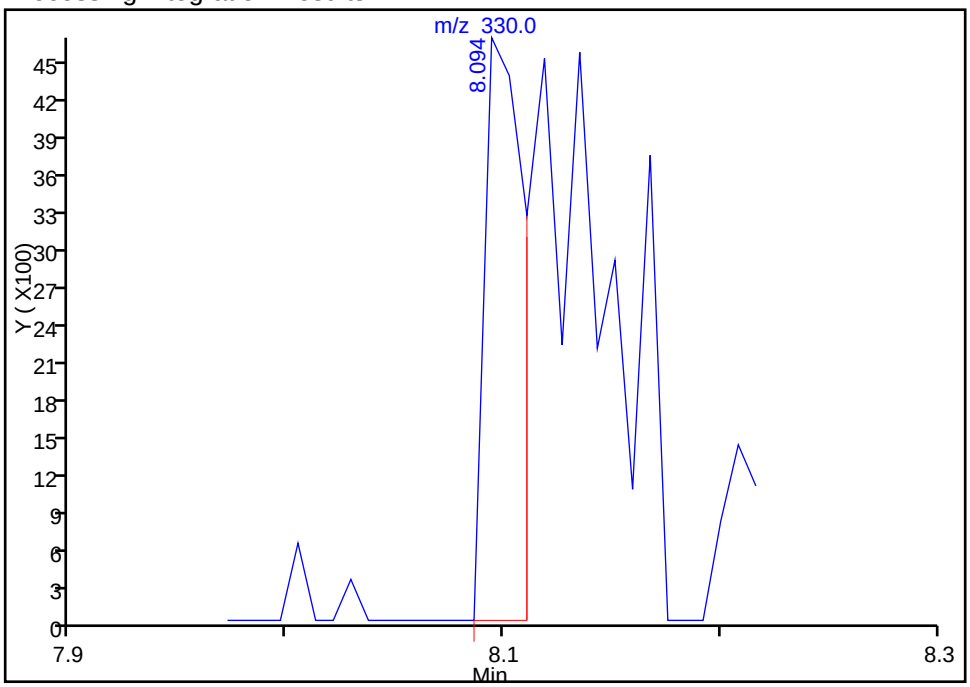

Manual Integration Results

RT: 8.09
Area: 14029
Amount: 0.102804
Amount Units: ug/ml

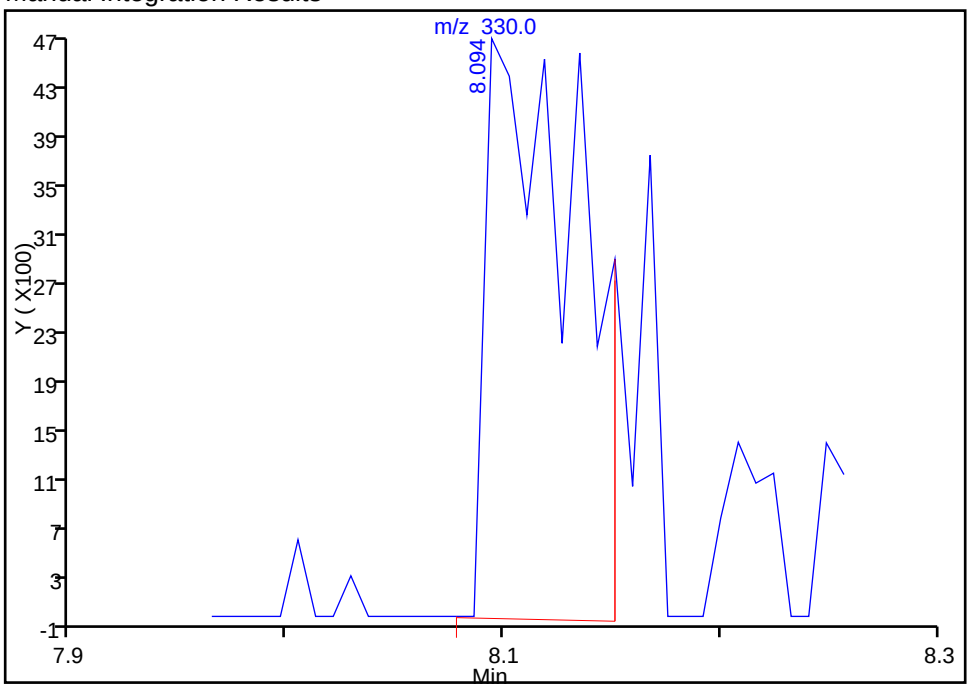

Reviewer: bayoumiw, 25-Jan-2017 21:37:07

Audit Action: Manually Integrated Audit Reason: Baseline

Manual Integration/User Assign Peak Report

TestAmerica Edison

Data File:	\\ChromNA\Edison\ChromData\CBNAMS6\20170125-50828.b\M237801.D				
Injection Date:	25-Jan-2017 18:27:30	Instrument ID:	CBNAMS6		
Lims ID:	STD02				
Client ID:					
Operator ID:		ALS Bottle#:	8	Worklist Smp#:	8
Injection Vol:	5.0 ul	Dil. Factor:	1.0000		
Method:	8270LVI_R6	Limit Group:	SV 625 ICAL		
Column:	Rtxi-5Sil MS (0.25 mm)	Detector	MS SCAN		

$ 96 Terphenyl-d14, CAS: 1718-51-0

Signal: 1

Processing Integration Results

Not Detected
Expected RT: 10.34

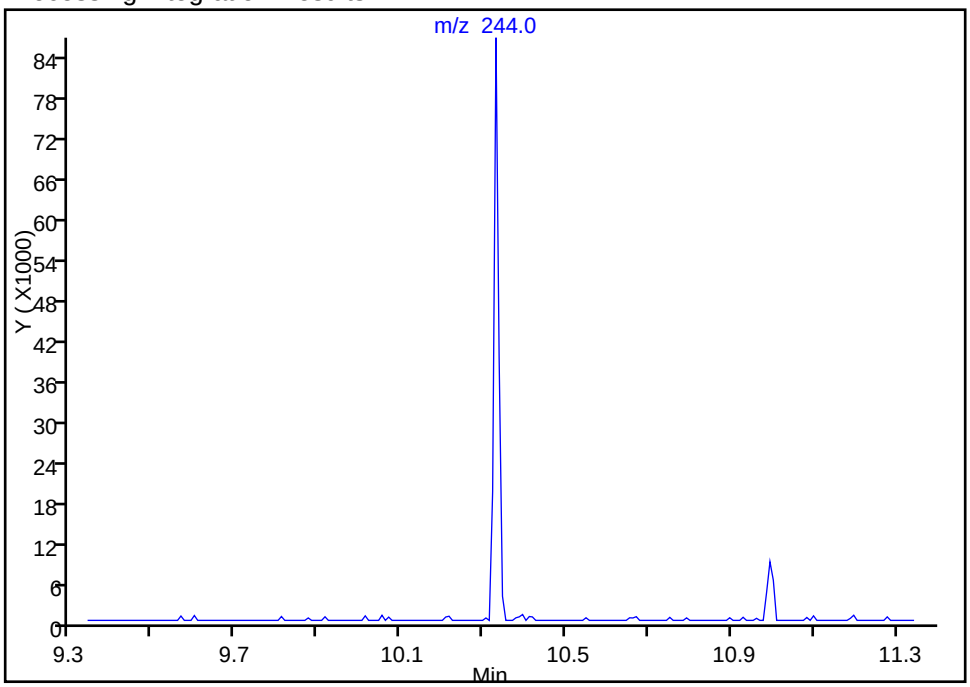

Manual Integration Results

RT: 10.33
Area: 71388
Amount: 0.233027
Amount Units: ug/ml

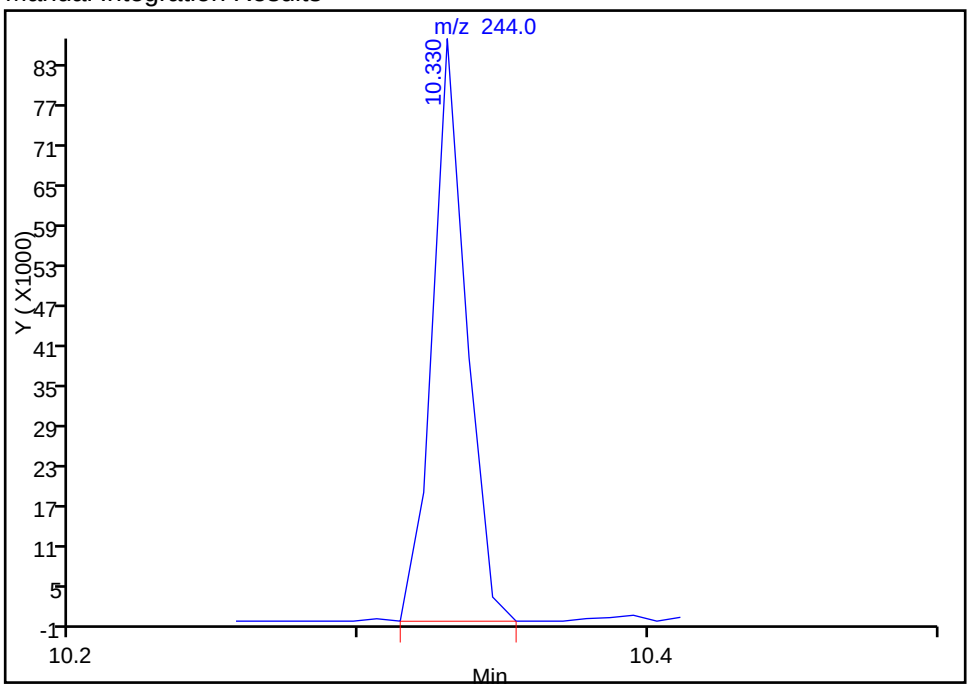

Reviewer: bayoumiw, 25-Jan-2017 21:37:07
Audit Action: Assigned Compound ID Audit Reason: Baseline

Manual Integration/User Assign Peak Report

TestAmerica Edison

Data File:	\\ChromNA\Edison\ChromData\CBNAMS6\20170125-50828.b\M237801.D				
Injection Date:	25-Jan-2017 18:27:30	Instrument ID:	CBNAMS6		
Lims ID:	STD02				
Client ID:					
Operator ID:		ALS Bottle#:	8	Worklist Smp#:	8
Injection Vol:	5.0 ul	Dil. Factor:	1.0000		
Method:	8270LVI_R6	Limit Group:	SV 625 ICAL		
Column:	Rtxi-5Sil MS (0.25 mm)	Detector	MS SCAN		

$ 96 Terphenyl-d14, CAS: 1718-51-0

Signal: 1

Processing Integration Results

Not Detected
Expected RT: 10.34

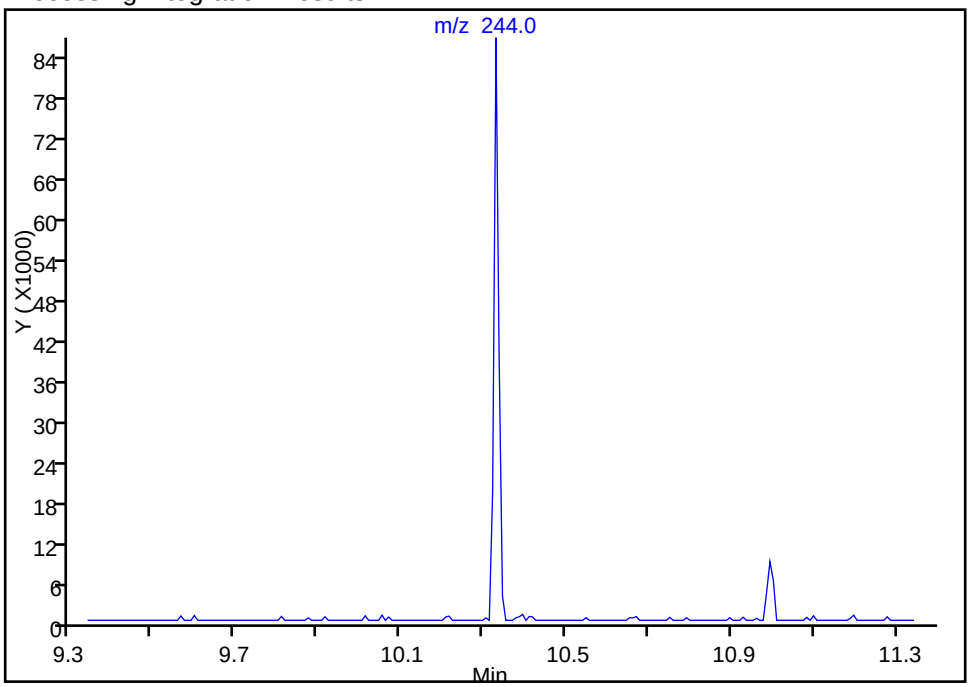

Manual Integration Results

RT: 10.33
Area: 71388
Amount: 0.233027
Amount Units: ug/ml

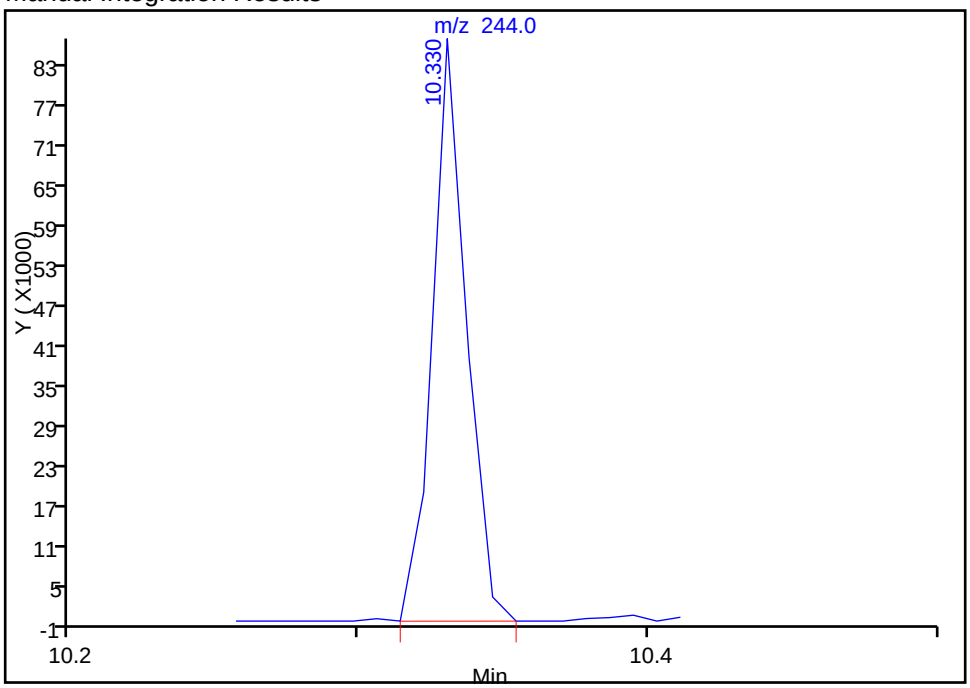

Reviewer: bayoumiw, 25-Jan-2017 21:40:26
Audit Action: Manually Integrated Audit Reason: Baseline

TestAmerica Edison
Target Compound Quantitation Report

Data File: \\ChromNA\Edison\ChromData\CBNAMS6\20170125-50828.b\M237802.D
Lims ID: STD01
Client ID:
Sample Type: IC Calib Level: 1
Inject. Date: 25-Jan-2017 18:49:30 ALS Bottle#: 9 Worklist Smp#: 9
Injection Vol: 5.0 ul Dil. Factor: 1.0000
Sample Info: 460-0050828-009
Operator ID: Instrument ID: CBNAMS6
Sublist: chrom-8270LVI_R6*sub31

Method: \\ChromNA\Edison\ChromData\CBNAMS6\20170125-50828.b\8270LVI_R6.m
Limit Group: SV 625 ICAL
Last Update: 25-Jan-2017 23:58:19 Calib Date: 25-Jan-2017 18:49:30
Integrator: RTE ID Type: Deconvolution ID
Quant Method: Internal Standard Quant By: Initial Calibration
Last ICal File: \\ChromNA\Edison\ChromData\CBNAMS6\20170125-50828.b\M237802.D

Column 1 : Rtxi-5Sil MS (0.25 mm) Det: MS SCAN
Process Host: XAWRK007

First Level Reviewer: bayoumiw Date: 25-Jan-2017 21:38:29

Compound	Sig	RT (min.)	Adj RT (min.)	Dlt RT (min.)	Q	Response	Cal Amt ug/ml	OnCol Amt ug/ml	Flags
9 Bis(2-chloroethyl)ether	93	3.996	4.011	-0.015	39	5967	0.1000	0.0828	
* 14 1,4-Dichlorobenzene-d4	152	4.263	4.270	-0.007	85	461014	8.00	8.00	
25 N-Nitrosodi-n-propylamine	70	4.674	4.699	-0.025	71	9609	0.1000	0.0939	
27 Hexachloroethane	117	4.780	4.781	-0.001	36	1409	0.1000	0.0289	M
$ 28 Nitrobenzene-d5	82	4.820	4.838	-0.018	73	17740	0.1000	0.0999	
29 Nitrobenzene	77	4.845	4.854	-0.009	70	18790	0.1000	0.0801	
30 n,n'-Dimethylaniline	120	4.845	4.863	-0.018	49	8291	0.1000	0.0801	
37 1,2,4-Trichlorobenzene	180	5.500	5.503	-0.003	53	8107	0.1000	0.0753	
* 38 Naphthalene-d8	136	5.548	5.560	-0.012	93	1750936	8.00	8.00	
41 Hexachlorobutadiene	225	5.716	5.716	0.000	80	9622	0.1000	0.0849	
$ 52 2-Fluorobiphenyl	172	6.646	6.650	-0.004	95	17600	0.1000	0.0845	
* 64 Acenaphthene-d10	164	7.305	7.316	-0.011	93	1158178	8.00	8.00	
82 Hexachlorobenzene	284	8.391	8.399	-0.008	81	16454	0.1000	0.0858	
* 87 Phenanthrene-d10	188	8.764	8.778	-0.014	96	2391823	8.00	8.00	
$ 96 Terphenyl-d14	244	10.333	10.344	-0.011	1	26945	0.1000	0.0925	M
101 Benzo[a]anthracene	228	11.468	11.480	-0.012	16	43400	0.1000	0.1213	
* 102 Chrysene-d12	240	11.483	11.495	-0.012	96	2842590	8.00	8.00	
106 Benzo[b]fluoranthene	252	12.834	12.849	-0.015	45	38726	0.1000	0.0975	
107 Benzo[k]fluoranthene	252	12.867	12.888	-0.021	1	40939	0.1000	0.1097	
108 Benzo[a]pyrene	252	13.263	13.280	-0.017	42	35527	0.1000	0.0968	
* 109 Perylene-d12	264	13.350	13.358	-0.008	96	2958116	8.00	8.00	
110 Indeno[1,2,3-cd]pyrene	276	14.785	14.808	-0.023	90	32411	0.1000	0.0885	
111 Dibenz(a,h)anthracene	278	14.818	14.846	-0.028	39	34747	0.1000	0.0967	

QC Flag Legend

Review Flags

M - Manually Integrated

Reagents:

SM_BNAL1_00024 Amount Added: 1.00 Units: mL

Report Date: 25-Jan-2017 23:58:21 Chrom Revision: 2.2 10-Jan-2017 11:26:10

TestAmerica Edison

Data File: \\ChromNA\Edison\ChromData\CBNAMS6\20170125-50828.b\M237802.D

Injection Date: 25-Jan-2017 18:49:30 Instrument ID: CBNAMS6 Operator ID:

Lims ID: STD01 Worklist Smp#: 9

Client ID:

Injection Vol: 5.0 ul Dil. Factor: 1.0000 ALS Bottle#: 9

Method: 8270LVI_R6 Limit Group: SV 625 ICAL

Column: Rtxi-5Sil MS (0.25 mm)

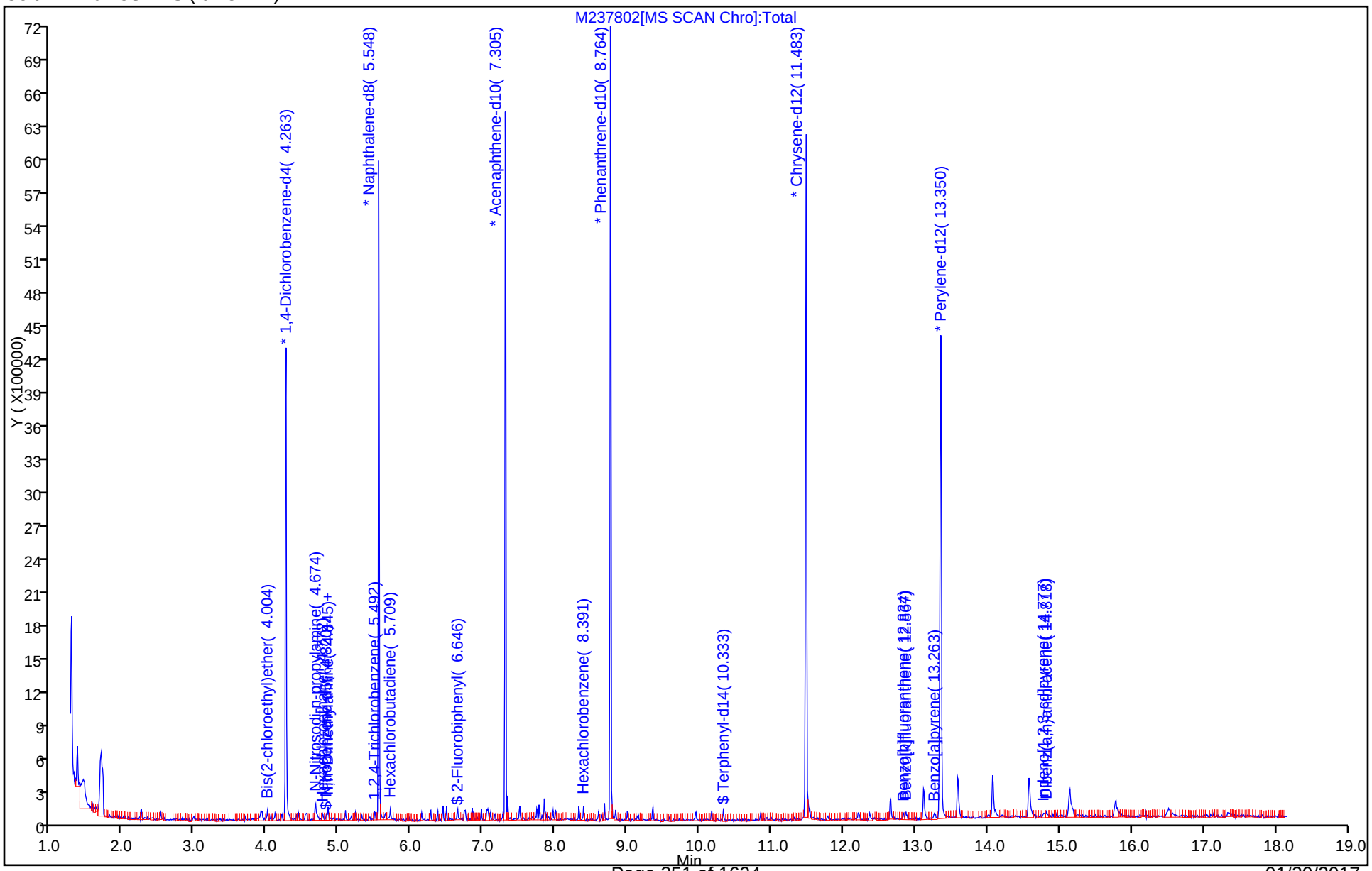

Manual Integration/User Assign Peak Report

TestAmerica Edison

Data File:	\\ChromNA\Edison\ChromData\CBNAMS6\20170125-50828.b\M237802.D				
Injection Date:	25-Jan-2017 18:49:30	Instrument ID:	CBNAMS6		
Lims ID:	STD01				
Client ID:					
Operator ID:		ALS Bottle#:	9	Worklist Smp#:	9
Injection Vol:	5.0 ul	Dil. Factor:	1.0000		
Method:	8270LVI_R6	Limit Group:	SV 625 ICAL		
Column:	Rtxi-5Sil MS (0.25 mm)	Detector	MS SCAN		

27 Hexachloroethane, CAS: 67-72-1

Signal: 1

Processing Integration Results

RT: 4.78
Area: 1389
Amount: 0.028516
Amount Units: ug/ml

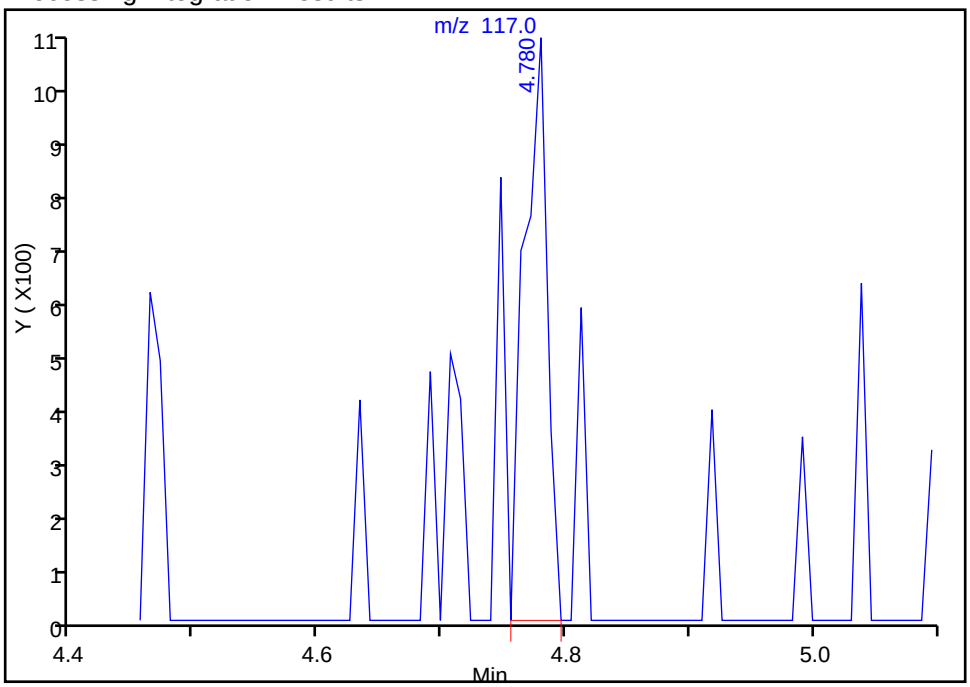

Manual Integration Results

RT: 4.78
Area: 1409
Amount: 0.028911
Amount Units: ug/ml

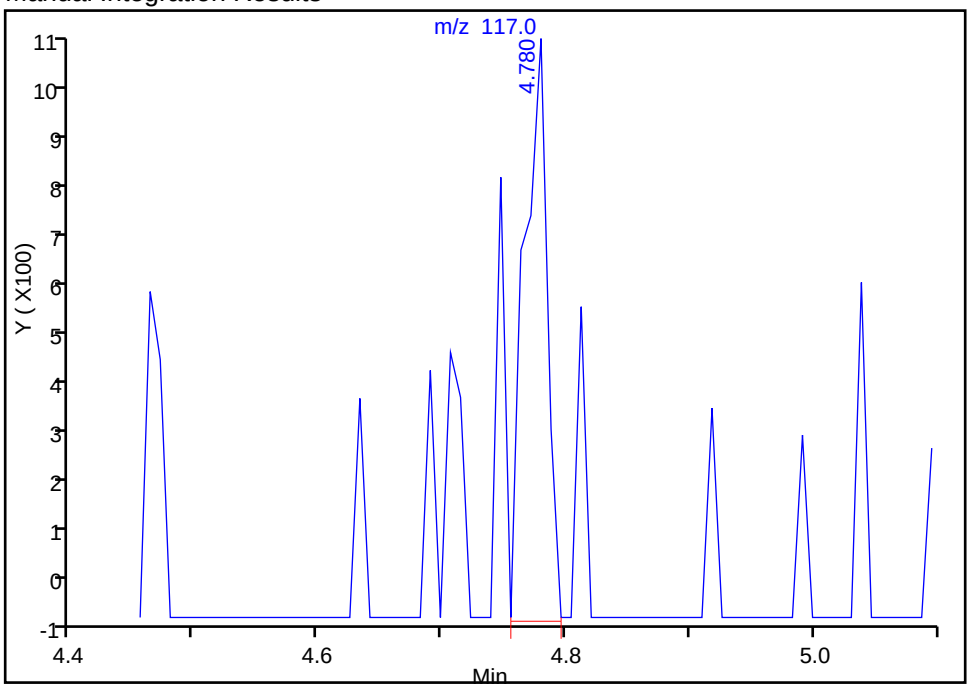

Reviewer: bayoumiw, 25-Jan-2017 22:13:50

Audit Action: Manually Integrated Audit Reason: Baseline

Manual Integration/User Assign Peak Report

TestAmerica Edison

Data File:	\\ChromNA\Edison\ChromData\CBNAMS6\20170125-50828.b\M237802.D				
Injection Date:	25-Jan-2017 18:49:30	Instrument ID:	CBNAMS6		
Lims ID:	STD01				
Client ID:					
Operator ID:		ALS Bottle#:	9	Worklist Smp#:	9
Injection Vol:	5.0 ul	Dil. Factor:	1.0000		
Method:	8270LVI_R6	Limit Group:	SV 625 ICAL		
Column:	Rtxi-5Sil MS (0.25 mm)	Detector	MS SCAN		

$ 96 Terphenyl-d14, CAS: 1718-51-0

Signal: 1

Not Detected
Expected RT: 10.34

Processing Integration Results

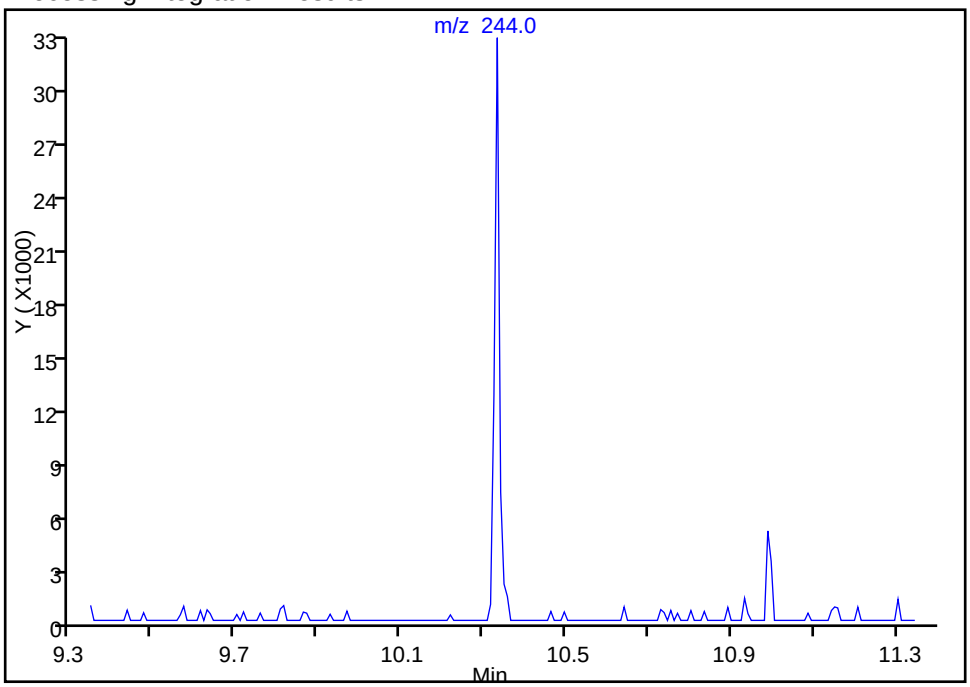

Manual Integration Results

RT: 10.33
Area: 26945
Amount: 0.092550
Amount Units: ug/ml

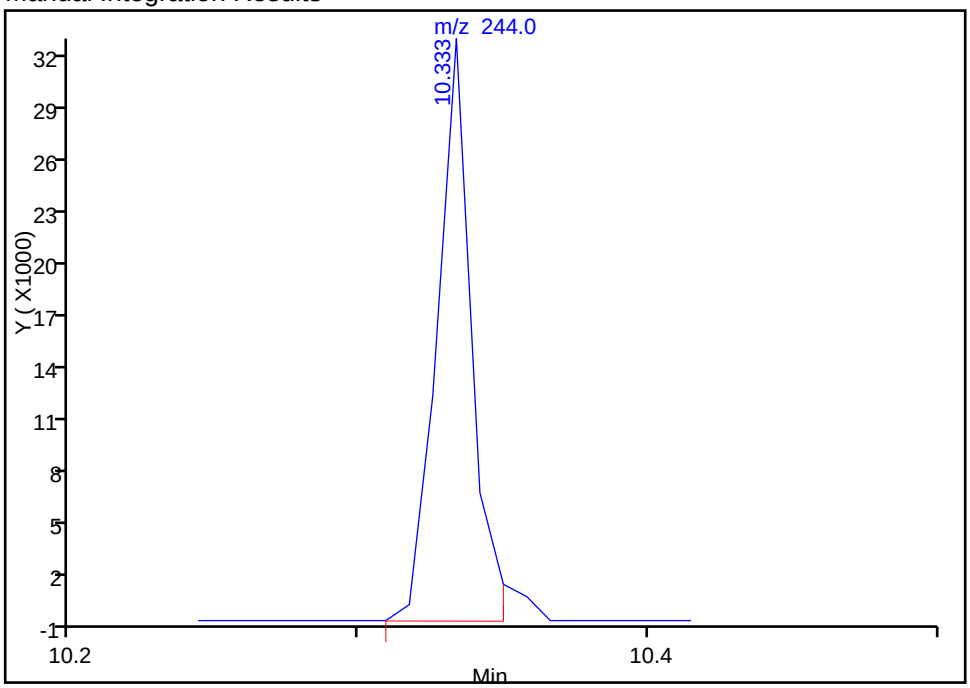

Reviewer: bayoumiw, 25-Jan-2017 21:38:29
Audit Action: Assigned Compound ID Audit Reason: Baseline

Manual Integration/User Assign Peak Report

TestAmerica Edison

Data File:	\\ChromNA\Edison\ChromData\CBNAMS6\20170125-50828.b\M237802.D				
Injection Date:	25-Jan-2017 18:49:30	Instrument ID:	CBNAMS6		
Lims ID:	STD01				
Client ID:					
Operator ID:		ALS Bottle#:	9	Worklist Smp#:	9
Injection Vol:	5.0 ul	Dil. Factor:	1.0000		
Method:	8270LVI_R6	Limit Group:	SV 625 ICAL		
Column:	Rtxi-5Sil MS (0.25 mm)	Detector	MS SCAN		

$ 96 Terphenyl-d14, CAS: 1718-51-0

Signal: 1

Processing Integration Results

Not Detected
Expected RT: 10.34

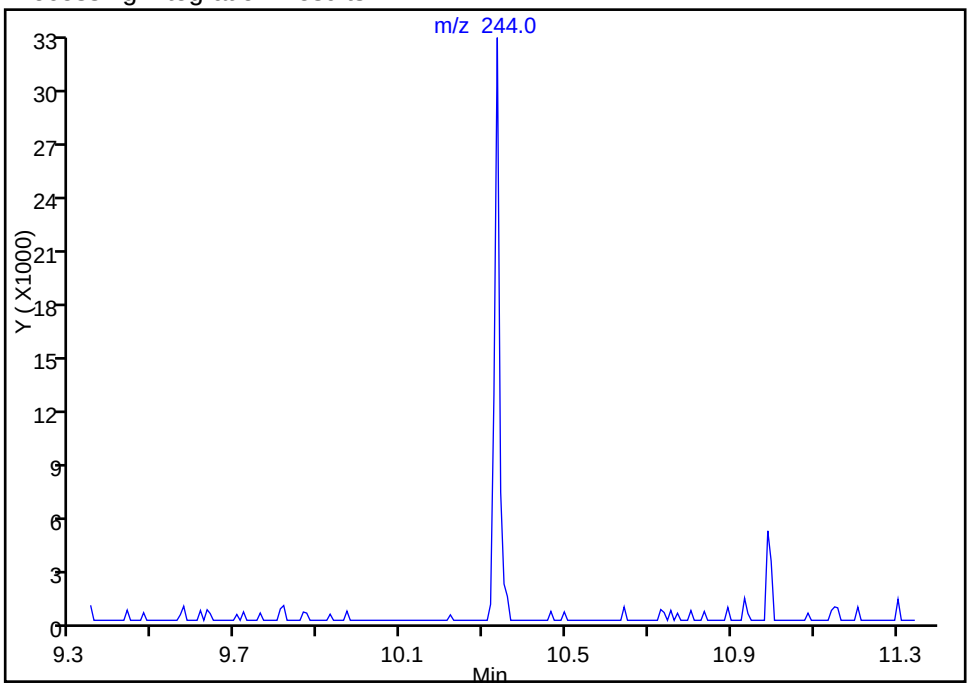

Manual Integration Results

RT: 10.33
Area: 26945
Amount: 0.092550
Amount Units: ug/ml

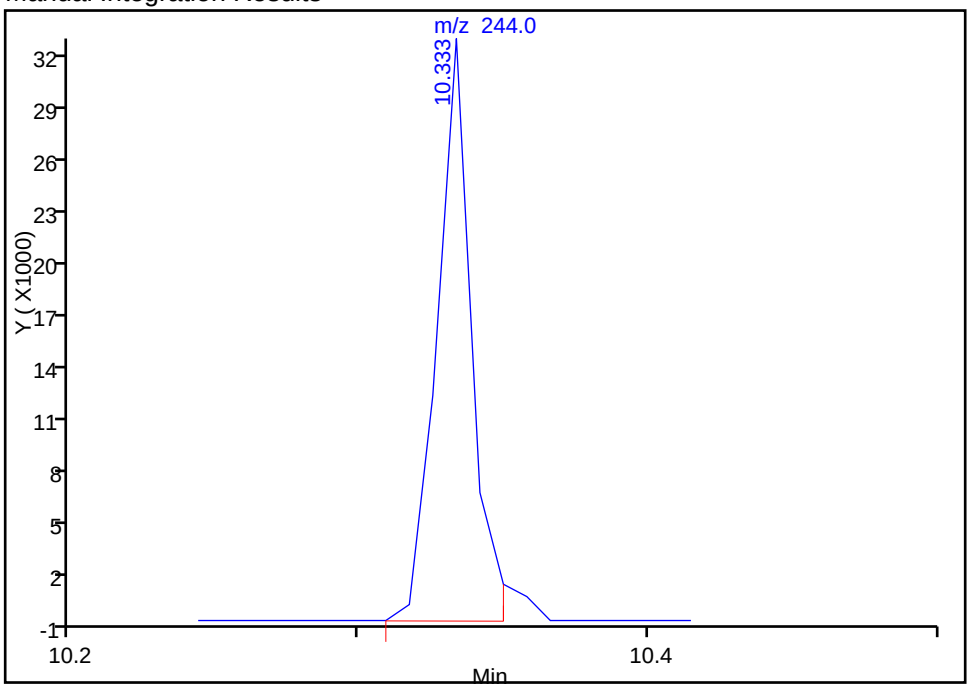

Reviewer: bayoumiw, 25-Jan-2017 21:38:29
Audit Action: Manually Integrated Audit Reason: Baseline

FORM VII
GC/MS SEMI VOA CONTINUING CALIBRATION DATA

Lab Name: TestAmerica Edison Job No.: 460-127124-1

SDG No.:

Lab Sample ID: CCV 460-416442/10 Calibration Date: 01/25/2017 19:12

Instrument ID: CBNAMS6 Calib Start Date: 01/18/2017 14:56

GC Column: Rtxi-5Sil MS ID: 0.25(mm) Calib End Date: 01/18/2017 17:10

Lab File ID: M237803.D Conc. Units: ug/L

ANALYTE	CURVE TYPE	AVE RRF	RRF	MIN RRF	CALC AMOUNT	SPIKE AMOUNT	%D	MAX %D
Benzaldehyde	Ave	1.565	1.537		9820	10000	-1.8	20.0
Caprolactam	Ave	0.1237	0.1012		8180	10000	-18.2	20.0
Atrazine	Ave	0.2935	0.2669		9090	10000	-9.1	20.0

TestAmerica Edison
Target Compound Quantitation Report

Data File: \\ChromNA\Edison\ChromData\CBNAMS6\20170125-50828.b\M237803.D
Lims ID: ccv
Client ID:
Sample Type: CCV
Inject. Date: 25-Jan-2017 19:12:30 ALS Bottle#: 10 Worklist Smp#: 10
Injection Vol: 5.0 ul Dil. Factor: 1.0000
Sample Info: 460-0050828-010
Operator ID: Instrument ID: CBNAMS6
Sublist: chrom-8270LVI_R6*sub20

Method: \\ChromNA\Edison\ChromData\CBNAMS6\20170125-50828.b\8270LVI_R6.m
Limit Group: SV 625 ICAL
Last Update: 26-Jan-2017 00:21:07 Calib Date: 25-Jan-2017 18:49:30
Integrator: RTE ID Type: Deconvolution ID
Quant Method: Internal Standard Quant By: Initial Calibration
Last ICal File: \\ChromNA\Edison\ChromData\CBNAMS6\20170125-50828.b\M237802.D

Column 1 : Rtxi-5Sil MS (0.25 mm) Det: MS SCAN
Process Host: XAWRK007

First Level Reviewer: bayoumiw Date: 25-Jan-2017 23:57:45

Compound	Sig	RT (min.)	Adj RT (min.)	Dlt RT (min.)	Q	Response	Cal Amt ug/ml	OnCol Amt ug/ml	Flags
5 Benzaldehyde	77	3.823	3.823	0.000	71	1081407	10.0	9.82	
* 14 1,4-Dichlorobenzene-d4	152	4.260	4.260	0.000	87	562931	8.00	8.00	
* 38 Naphthalene-d8	136	5.548	5.548	0.000	94	1949046	8.00	8.00	
42 Caprolactam	113	5.986	5.986	0.000	69	246643	10.0	8.18	
* 64 Acenaphthene-d10	164	7.306	7.306	0.000	92	1336318	8.00	8.00	
83 Atrazine	200	8.513	8.513	0.000	88	871662	10.0	9.09	
* 87 Phenanthrene-d10	188	8.766	8.766	0.000	95	2612558	8.00	8.00	
* 102 Chrysene-d12	240	11.485	11.485	0.000	96	3099822	8.00	8.00	
* 109 Perylene-d12	264	13.352	13.352	0.000	96	3495580	8.00	8.00	

Reagents:

SM_BNAL5B_00029 Amount Added: 1.00 Units: mL

Report Date: 26-Jan-2017 00:21:09 Chrom Revision: 2.2 10-Jan-2017 11:26:10

TestAmerica Edison

Data File: \\ChromNA\Edison\ChromData\CBNAMS6\20170125-50828.b\M237803.D

Injection Date: 25-Jan-2017 19:12:30 Instrument ID: CBNAMS6 Operator ID:

Lims ID: ccv Worklist Smp#: 10

Client ID:

Injection Vol: 5.0 ul Dil. Factor: 1.0000 ALS Bottle#: 10

Method: 8270LVI_R6 Limit Group: SV 625 ICAL

Column: Rtxi-5Sil MS (0.25 mm)

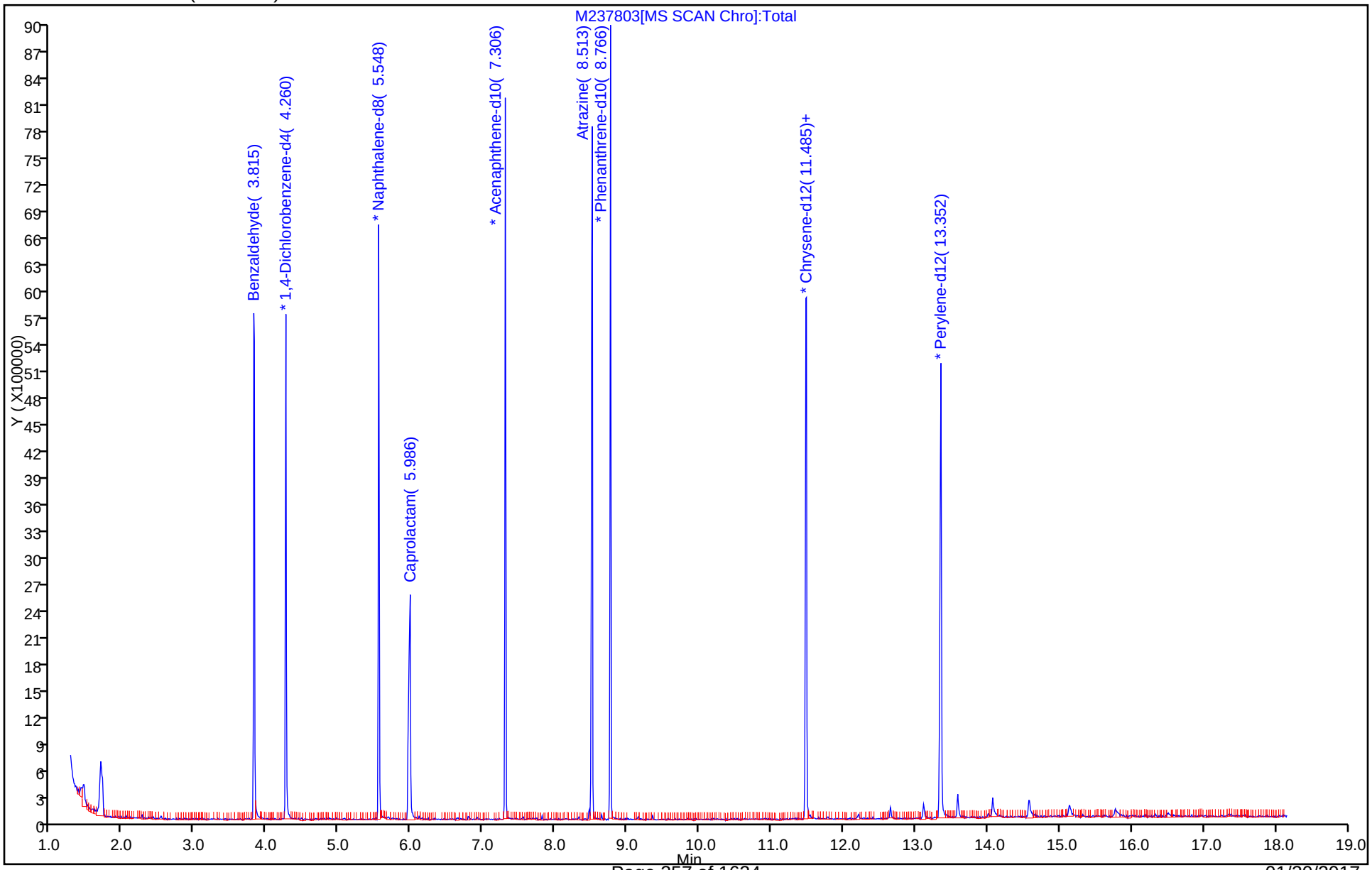

FORM VII
GC/MS SEMI VOA CONTINUING CALIBRATION DATA

Lab Name: TestAmerica Edison Job No.: 460-127124-1

SDG No.:

Lab Sample ID: ICV 460-416442/11 Calibration Date: 01/25/2017 23:58

Instrument ID: CBNAMS6 Calib Start Date: 01/25/2017 16:11

GC Column: Rtxi-5Sil MS ID: 0.25(mm) Calib End Date: 01/25/2017 18:49

Lab File ID: M237804.D Conc. Units: ug/L

ANALYTE	CURVE TYPE	AVE RRF	RRF	MIN RRF	CALC AMOUNT	SPIKE AMOUNT	%D	MAX %D
1,4-Dioxane	Ave	0.4276	0.3563		4170	5000	-16.7	20.0
N-Nitrosodimethylamine	Ave	0.8834	0.7526		4260	5000	-14.8	20.0
Pyridine	Ave	1.056	1.092		5170	5000	3.4	20.0
Aniline	Ave	1.852	1.678		4530	5000	-9.4	20.0
Phenol	Ave	1.767	1.622		4590	5000	-8.2	20.0
Bis(2-chloroethyl)ether	Ave	1.251	1.167		4660	5000	-6.8	20.0
Benzonitrile	Ave	2.353	2.286		4860	5000	-2.9	20.0
2-Chlorophenol	Ave	1.043	1.027		4930	5000	-1.5	20.0
Decane	Ave	1.935	1.682		4340	5000	-13.1	20.0
1,3-Dichlorobenzene	Ave	1.296	1.251		4830	5000	-3.5	20.0
1,4-Dichlorobenzene	Ave	1.352	1.226		4530	5000	-9.4	20.0
Benzyl alcohol	Ave	0.7601	0.7477		4920	5000	-1.6	20.0
1,2-Dichlorobenzene	Ave	1.261	1.140		4520	5000	-9.6	20.0
2-Methylphenol	Ave	1.110	0.9328		4200	5000	-16.0	20.0
2,2'-oxybis[1-chloropropane]	Ave	2.459	2.236		4550	5000	-9.1	20.0
Acetophenone	Ave	2.506	2.263		4510	5000	-9.7	20.0
N-Nitrosodi-n-propylamine	Ave	1.776	1.692	0.0500	4760	5000	-4.8	20.0
4-Methylphenol	Ave	1.152	1.039		4510	5000	-9.8	20.0
Hexachloroethane	Ave	0.8457	0.7946		4700	5000	-6.0	20.0
Nitrobenzene	Ave	1.072	0.997		4650	5000	-7.1	20.0
n,n'-Dimethylaniline	Ave	1.797	1.625		4520	5000	-9.6	20.0
Isophorone	Ave	1.314	1.198		4560	5000	-8.8	20.0
2-Nitrophenol	Ave	0.2072	0.1892		4570	5000	-8.7	20.0
2,4-Dimethylphenol	Ave	0.3104	0.2554		4110	5000	-17.7	20.0
Bis(2-chloroethoxy)methane	Ave	0.5275	0.4616		4370	5000	-12.5	20.0
Benzoic acid	Qua		0.1549		5110	5000	2.2	20.0
2,4-Dichlorophenol	Ave	0.4021	0.3366		4190	5000	-16.3	20.0
1,2,4-Trichlorobenzene	Ave	0.4920	0.4223		4290	5000	-14.2	20.0
Naphthalene	Ave	0.8927	0.7533		4220	5000	-15.6	20.0
4-Chloroaniline	Ave	0.4228	0.4557		5390	5000	7.8	20.0
Hexachlorobutadiene	Ave	0.5179	0.4836		4670	5000	-6.6	20.0
4-Chloro-3-methylphenol	Ave	0.5021	0.4502		4480	5000	-10.3	20.0
2-Methylnaphthalene	Ave	0.7258	0.6223		4290	5000	-14.3	20.0
1-Methylnaphthalene	Ave	0.6832	0.5612		4110	5000	-17.9	20.0
1,2,4,5-Tetrachlorobenzene	Ave	1.120	1.000		4470	5000	-10.6	20.0
Hexachlorocyclopentadiene	Lin		0.6638	0.0500	3830	5000	-23.4*	20.0
2,4,6-Trichlorophenol	Ave	0.4751	0.4844		5100	5000	2.0	20.0
2,4,5-Trichlorophenol	Ave	0.5610	0.5333		4750	5000	-4.9	20.0
Diphenyl	Ave	1.504	1.280		4250	5000	-14.9	20.0
2-Chloronaphthalene	Ave	1.143	1.059		4630	5000	-7.4	20.0
Diphenyl ether	Ave	0.8793	0.8481		4820	5000	-3.5	20.0

FORM VII
GC/MS SEMI VOA CONTINUING CALIBRATION DATA

Lab Name: TestAmerica Edison Job No.: 460-127124-1

SDG No.:

Lab Sample ID: ICV 460-416442/11 Calibration Date: 01/25/2017 23:58

Instrument ID: CBNAMS6 Calib Start Date: 01/25/2017 16:11

GC Column: Rtxi-5Sil MS ID: 0.25(mm) Calib End Date: 01/25/2017 18:49

Lab File ID: M237804.D Conc. Units: ug/L

ANALYTE	CURVE TYPE	AVE RRF	RRF	MIN RRF	CALC AMOUNT	SPIKE AMOUNT	%D	MAX %D
2-Nitroaniline	Ave	0.8949	0.8881		4960	5000	-0.8	20.0
Dimethylnaphthalene, total	Ave	0.8667	0.8199		4730	5000	-5.4	20.0
Dimethyl phthalate	Ave	1.531	1.422		4640	5000	-7.1	20.0
Coumarin	Ave	0.2663	0.2185		4100	5000	-17.9	20.0
2,6-Dinitrotoluene	Ave	0.2978	0.3284		5510	5000	10.3	20.0
Acenaphthylene	Ave	1.450	1.439		4960	5000	-0.8	20.0
3-Nitroaniline	Ave	0.2511	0.2408		4790	5000	-4.1	20.0
Acenaphthene	Ave	1.374	1.100		4000	5000	-20.0	20.0
2,4-Dinitrophenol	Qua		0.1869	0.0500	9020	10000	-9.8	20.0
4-Nitrophenol	Ave	0.5291	0.4567	0.0500	8630	10000	-13.7	20.0
2,4-Dinitrotoluene	Qua		0.4185		4410	5000	-11.8	20.0
Dibenzofuran	Ave	1.689	1.519		4500	5000	-10.1	20.0
2,3,4,6-Tetrachlorophenol	Ave	0.6229	0.5899		4740	5000	-5.3	20.0
Diethyl phthalate	Ave	1.629	1.558		4780	5000	-4.3	20.0
Fluorene	Ave	1.407	1.307		4640	5000	-7.1	20.0
4-Chlorophenyl phenyl ether	Ave	0.9124	0.8238		4510	5000	-9.7	20.0
4-Nitroaniline	Ave	0.2375	0.2276		4790	5000	-4.2	20.0
4,6-Dinitro-2-methylphenol	Qua		0.1534		8400	10000	-16.0	20.0
N-Nitrosodiphenylamine	Ave	0.5197	0.4402		4240	5000	-15.3	20.0
1,2-Diphenylhydrazine	Ave	1.142	0.9435		4130	5000	-17.4	20.0
4-Bromophenyl phenyl ether	Ave	0.4580	0.4288		4680	5000	-6.4	20.0
Hexachlorobenzene	Ave	0.6417	0.5881		4580	5000	-8.4	20.0
Pentachlorophenol	Ave	0.3573	0.3284		9190	10000	-8.1	20.0
n-Octadecane	Ave	0.6002	0.5295		4410	5000	-11.8	20.0
Phenanthrene	Ave	0.9919	0.8480		4270	5000	-14.5	20.0
Anthracene	Ave	1.032	0.8823		4280	5000	-14.5	20.0
Carbazole	Ave	0.8929	0.7508		4200	5000	-15.9	20.0
Di-n-butyl phthalate	Ave	1.390	1.119		4020	5000	-19.5	20.0
Fluoranthene	Ave	1.333	1.072		4020	5000	-19.6	20.0
Benzidine	Ave	0.5248	0.4574		4360	5000	-12.8	20.0
Pyrene	Ave	0.8116	0.7724		4760	5000	-4.8	20.0
Butyl benzyl phthalate	Ave	0.4100	0.3842		4690	5000	-6.3	20.0
Carbamazepine	Qua		0.2759		5270	5000	5.5	20.0
3,3'-Dichlorobenzidine	Ave	0.4574	0.4707		5150	5000	2.9	20.0
Benzo[a]anthracene	Ave	1.007	0.9301		4620	5000	-7.6	20.0
Chrysene	Ave	0.8283	0.8734		5270	5000	5.5	20.0
Bis(2-ethylhexyl) phthalate	Ave	0.5308	0.4444		4190	5000	-16.3	20.0
Di-n-octyl phthalate	Ave	0.8144	0.7370		4520	5000	-9.5	20.0
Benzo[b]fluoranthene	Ave	1.074	0.9632		4480	5000	-10.3	20.0
Benzo[k]fluoranthene	Ave	1.009	0.9759		4830	5000	-3.3	20.0
Benzo[a]pyrene	Ave	0.9924	0.8875		4470	5000	-10.6	20.0

FORM VII
GC/MS SEMI VOA CONTINUING CALIBRATION DATA

Lab Name: TestAmerica Edison Job No.: 460-127124-1

SDG No.:

Lab Sample ID: ICV 460-416442/11 Calibration Date: 01/25/2017 23:58

Instrument ID: CBNAMS6 Calib Start Date: 01/25/2017 16:11

GC Column: Rtxi-5Sil MS ID: 0.25(mm) Calib End Date: 01/25/2017 18:49

Lab File ID: M237804.D Conc. Units: ug/L

ANALYTE	CURVE TYPE	AVE RRF	RRF	MIN RRF	CALC AMOUNT	SPIKE AMOUNT	%D	MAX %D
Indeno[1,2,3-cd]pyrene	Ave	0.9903	0.8418		4250	5000	-15.0	20.0
Dibenz(a,h)anthracene	Ave	0.9716	0.9573		4930	5000	-1.5	20.0
Benzo[g,h,i]perylene	Ave	1.029	0.9299		4520	5000	-9.6	20.0

TestAmerica Edison
Target Compound Quantitation Report

Data File: \\ChromNA\Edison\ChromData\CBNAMS6\20170125-50828.b\M237804.D
Lims ID: icv
Client ID:
Sample Type: ICV
Inject. Date: 25-Jan-2017 23:58:30 ALS Bottle#: 11 Worklist Smp#: 11
Injection Vol: 5.0 ul Dil. Factor: 1.0000
Sample Info: 460-0050828-011
Operator ID: Instrument ID: CBNAMS6
Sublist:

Method: \\ChromNA\Edison\ChromData\CBNAMS6\20170125-50828.b\8270LVI_R6.m
Limit Group: SV 625 ICAL
Last Update: 26-Jan-2017 00:21:07 Calib Date: 25-Jan-2017 18:49:30
Integrator: RTE ID Type: Deconvolution ID
Quant Method: Internal Standard Quant By: Initial Calibration
Last ICal File: \\ChromNA\Edison\ChromData\CBNAMS6\20170125-50828.b\M237802.D

Column 1 : Rtxi-5Sil MS (0.25 mm) Det: MS SCAN
Process Host: XAWRK007

First Level Reviewer: bayoumiw Date: 26-Jan-2017 00:20:57

Compound	Sig	RT (min.)	Adj RT (min.)	Dlt RT (min.)	Q	Response	Cal Amt ug/ml	OnCol Amt ug/ml	Flags
1 1,4-Dioxane	88	1.574	1.583	-0.009	76	102684	5.00	4.17	
2 N-Nitrosodimethylamine	74	1.800	1.817	-0.017	50	216920	5.00	4.26	
3 Pyridine	79	1.833	1.850	-0.018	58	314787	5.00	5.17	
7 Phenol	94	3.931	3.946	-0.015	53	467429	5.00	4.59	
8 Aniline	93	3.931	3.946	-0.015	83	483602	5.00	4.53	
9 Bis(2-chloroethyl)ether	93	3.996	4.011	-0.015	77	336221	5.00	4.66	
10 Benzonitrile	103	4.012	4.027	-0.015	82	658765	5.00	4.86	
11 2-Chlorophenol	128	4.053	4.068	-0.015	72	296048	5.00	4.93	
12 n-Decane	43	4.110	4.116	-0.006	86	484646	5.00	4.34	
13 1,3-Dichlorobenzene	146	4.207	4.212	-0.005	74	360683	5.00	4.83	
* 14 1,4-Dichlorobenzene-d4	152	4.264	4.260	0.004	84	461147	8.00	8.00	
15 1,4-Dichlorobenzene	146	4.280	4.286	-0.006	71	353294	5.00	4.53	
17 Benzyl alcohol	108	4.409	4.423	-0.014	75	215493	5.00	4.92	
18 1,2-Dichlorobenzene	146	4.433	4.439	-0.006	70	328614	5.00	4.52	
19 2-Methylphenol	108	4.539	4.553	-0.014	60	268837	5.00	4.20	
20 2,2'-oxybis[1-chloropropan	45	4.556	4.553	0.003	71	644453	5.00	4.55	
23 N-Methylaniline	106	4.670	4.675	-0.005	72	539528	5.00	4.57	
24 Acetophenone	105	4.678	4.691	-0.013	87	652154	5.00	4.51	
25 N-Nitrosodi-n-propylamine	70	4.685	4.699	-0.014	93	487526	5.00	4.76	
26 3 & 4 Methylphenol	108	4.701	4.707	-0.006	67	273391	NC	NC	
21 4-Methylphenol	108	4.701	4.707	-0.006	67	299464	5.00	4.51	
27 Hexachloroethane	117	4.774	4.781	-0.007	82	229020	5.00	4.70	
29 Nitrobenzene	77	4.847	4.854	-0.007	79	1014518	5.00	4.65	
30 n,n'-Dimethylaniline	120	4.856	4.863	-0.007	86	468328	5.00	4.52	
31 Isophorone	82	5.090	5.106	-0.016	92	1219707	5.00	4.56	
32 2-Nitrophenol	139	5.169	5.179	-0.010	41	192615	5.00	4.57	
33 2,4-Dimethylphenol	122	5.234	5.243	-0.009	68	260019	5.00	4.11	
34 Bis(2-chloroethoxy)methane	93	5.322	5.325	-0.003	81	469828	5.00	4.37	
35 Benzoic acid	122	5.355	5.413	-0.058	83	157636	5.00	5.11	
36 2,4-Dichlorophenol	162	5.420	5.429	-0.009	74	342629	5.00	4.19	
37 1,2,4-Trichlorobenzene	180	5.500	5.503	-0.003	88	429871	5.00	4.29	

Compound	Sig	RT (min.)	Adj RT (min.)	Dlt RT (min.)	Q	Response	Cal Amt ug/ml	OnCol Amt ug/ml	Flags
* 38 Naphthalene-d8	136	5.557	5.548	0.009	95	1628679	8.00	8.00	
39 Naphthalene	128	5.574	5.576	-0.002	91	766812	5.00	4.22	
40 4-Chloroaniline	127	5.639	5.650	-0.011	77	463839	5.00	5.39	
41 Hexachlorobutadiene	225	5.713	5.716	-0.003	94	492275	5.00	4.67	
44 4-Chloro-3-methylphenol	107	6.144	6.147	-0.003	82	458285	5.00	4.48	
45 2-Methylnaphthalene	142	6.274	6.275	-0.001	76	633483	5.00	4.29	
46 1-Methylnaphthalene	142	6.372	6.373	-0.001	82	571267	5.00	4.11	
47 Hexachlorocyclopentadiene	237	6.444	6.446	-0.002	85	428673	5.00	3.83	
48 1,2,4,5-Tetrachlorobenzene	216	6.444	6.453	-0.009	91	645996	5.00	4.47	
49 2-tertbutyl-4-methylphenol	149	6.492	6.502	-0.010	75	589798	NC	NC	
50 2,4,6-Trichlorophenol	196	6.566	6.568	-0.002	83	312800	5.00	5.10	
51 2,4,5-Trichlorophenol	196	6.599	6.609	-0.010	87	344423	5.00	4.75	
53 1,1'-Biphenyl	154	6.744	6.745	-0.001	97	826484	5.00	4.25	
54 2-Chloronaphthalene	162	6.760	6.761	-0.001	92	683718	5.00	4.63	
55 Phenyl ether	170	6.850	6.851	-0.001	83	547702	5.00	4.82	
57 2-Nitroaniline	65	6.867	6.875	-0.008	78	573511	5.00	4.96	
58 1,3-Dimethylnaphthalene	156	6.981	6.980	0.001	83	529498	5.00	4.73	
59 Dimethyl phthalate	163	7.054	7.070	-0.016	93	918389	5.00	4.64	
60 Coumarin	146	7.071	7.078	-0.007	65	222436	5.00	4.10	
61 2,6-Dinitrotoluene	165	7.112	7.119	-0.007	73	212078	5.00	5.51	
62 Acenaphthylene	152	7.169	7.177	-0.008	95	929042	5.00	4.96	
63 3-Nitroaniline	138	7.274	7.291	-0.017	77	155496	5.00	4.79	
* 64 Acenaphthene-d10	164	7.315	7.306	0.009	93	1033277	8.00	8.00	
65 3,5-di-tert-butyl-4-hydrox	205	7.346	7.348	-0.002	96	1055330	NC	NC	
66 Acenaphthene	154	7.331	7.348	-0.017	63	710079	5.00	4.00	
67 2,4-Dinitrophenol	184	7.379	7.390	-0.011	76	241457	10.0	9.02	
69 4-Nitrophenol	65	7.469	7.480	-0.012	79	589826	10.0	8.63	
70 2,4-Dinitrotoluene	165	7.509	7.520	-0.011	81	270247	5.00	4.41	
71 Dibenzofuran	168	7.509	7.520	-0.011	94	980683	5.00	4.50	
72 2,3,4,6-Tetrachlorophenol	232	7.640	7.651	-0.011	93	380953	5.00	4.74	
73 Diethyl phthalate	149	7.754	7.766	-0.012	94	1006258	5.00	4.78	
75 Fluorene	166	7.850	7.854	-0.004	96	844098	5.00	4.64	
74 4-Chlorophenyl phenyl ethe	204	7.857	7.862	-0.005	81	532005	5.00	4.51	
76 4-Nitroaniline	138	7.882	7.903	-0.021	73	146996	5.00	4.79	
77 4,6-Dinitro-2-methylphenol	198	7.907	7.927	-0.020	64	362254	10.0	8.40	
78 N-Nitrosodiphenylamine	169	7.972	7.985	-0.013	68	519645	5.00	4.24	
79 1,2-Diphenylhydrazine	77	8.013	8.017	-0.004	90	1113828	5.00	4.13	
81 4-Bromophenyl phenyl ether	248	8.329	8.342	-0.013	90	506167	5.00	4.68	
82 Hexachlorobenzene	284	8.395	8.399	-0.005	92	694194	5.00	4.58	
84 Pentachlorophenol	266	8.596	8.601	-0.005	94	775248	10.0	9.19	
85 Pentachloronitrobenzene	237	8.604	8.616	-0.012	90	260105	NC	NC	
86 n-Octadecane	57	8.684	8.690	-0.006	90	625010	5.00	4.41	
* 87 Phenanthrene-d10	188	8.774	8.766	0.008	96	1888774	8.00	8.00	
88 Phenanthrene	178	8.791	8.803	-0.012	96	1001097	5.00	4.27	
89 Anthracene	178	8.840	8.852	-0.012	97	1041574	5.00	4.28	
90 Carbazole	167	9.003	9.014	-0.011	97	886259	5.00	4.20	
91 Di-n-butyl phthalate	149	9.353	9.362	-0.009	97	1320562	5.00	4.02	
92 Fluoranthene	202	9.958	9.964	-0.006	96	1265115	5.00	4.02	
93 Benzidine	184	10.089	10.094	-0.005	97	539978	5.00	4.36	
94 Pyrene	202	10.178	10.183	-0.005	96	1317008	5.00	4.76	
95 Bisphenol-A	213	10.243	10.240	0.003	0	630997	NC	NC	
97 Butyl benzyl phthalate	149	10.851	10.858	-0.007	95	655166	5.00	4.69	

Compound	Sig	RT (min.)	Adj RT (min.)	Dlt RT (min.)	Q	Response	Cal Amt ug/ml	OnCol Amt ug/ml	Flags
99 Carbamazepine	193	10.973	10.979	-0.006	86	470392	5.00	5.27	
100 3,3'-Dichlorobenzidine	252	11.451	11.464	-0.013	96	802624	5.00	5.15	
101 Benzo[a]anthracene	228	11.474	11.480	-0.006	95	1585886	5.00	4.62	
* 102 Chrysene-d12	240	11.489	11.485	0.004	96	2728161	8.00	8.00	
104 Chrysene	228	11.520	11.525	-0.005	99	1489301	5.00	5.27	
103 Bis(2-ethylhexyl) phthalat	149	11.535	11.533	0.002	88	757714	5.00	4.19	
105 Di-n-octyl phthalate	149	12.365	12.370	-0.005	93	1375352	5.00	4.52	
106 Benzo[b]fluoranthene	252	12.843	12.849	-0.006	94	1797308	5.00	4.48	
107 Benzo[k]fluoranthene	252	12.876	12.888	-0.012	93	1820989	5.00	4.83	
108 Benzo[a]pyrene	252	13.271	13.280	-0.009	96	1656165	5.00	4.47	
* 109 Perylene-d12	264	13.360	13.352	0.008	96	2985681	8.00	8.00	
110 Indeno[1,2,3-cd]pyrene	276	14.798	14.808	-0.010	91	1570786	5.00	4.25	
111 Dibenz(a,h)anthracene	278	14.837	14.846	-0.009	97	1786385	5.00	4.93	
112 Benzo[g,h,i]perylene	276	15.189	15.206	-0.017	92	1735244	5.00	4.52	

QC Flag Legend

Processing Flags

NC - Not Calibrated

Reagents:

SM_ICV LVI_00017 Amount Added: 1.00 Units: mL

Report Date: 26-Jan-2017 00:21:11 Chrom Revision: 2.2 10-Jan-2017 11:26:10

TestAmerica Edison

Data File: \\ChromNA\Edison\ChromData\CBNAMS6\20170125-50828.b\M237804.D

Injection Date: 25-Jan-2017 23:58:30 Instrument ID: CBNAMS6 Operator ID:

Lims ID: icv Worklist Smp#: 11

Client ID:

Injection Vol: 5.0 ul Dil. Factor: 1.0000 ALS Bottle#: 11

Method: 8270LVI_R6 Limit Group: SV 625 ICAL

Column: Rtxi-5Sil MS (0.25 mm)

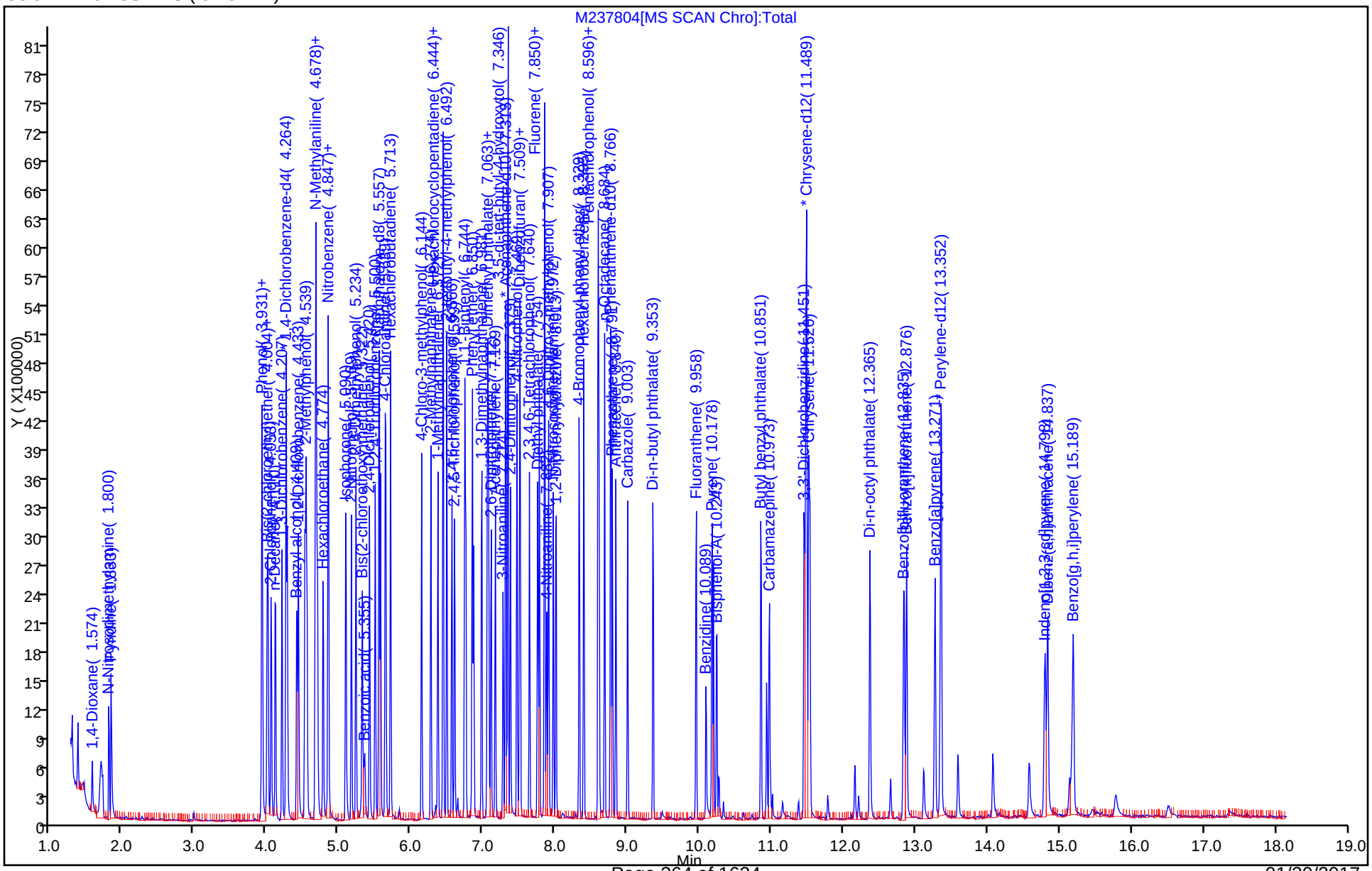

TestAmerica Edison
Target Compound Quantitation Report

Data File: \\ChromNA\Edison\ChromData\CBNAMS6\20170117-50565.b\M237526.D
Lims ID: dftpp
Client ID:
Sample Type: DFTPP
Inject. Date: 18-Jan-2017 11:05:30 ALS Bottle#: 1 Worklist Smp#: 1
Injection Vol: 5.0 ul Dil. Factor: 1.0000
Sample Info: 460-0050565-001
Misc. Info.: dftpp
Operator ID: Instrument ID: CBNAMS6

Method: \\ChromNA\Edison\ChromData\CBNAMS6\20170117-50565.b\8270LVI_R6.m
Limit Group: SV 625 ICAL
Last Update: 19-Jan-2017 07:45:41 Calib Date: 18-Jan-2017 17:10:30
Integrator: RTE ID Type: Deconvolution ID
Quant Method: Internal Standard Quant By: Initial Calibration
Last ICal File: \\ChromNA\Edison\ChromData\CBNAMS6\20170117-50565.b\M237541.D

Column 1 : Rtxi-5Sil MS (0.25 mm) Det: MS SCAN
Process Host: XAWRK028

First Level Reviewer: croccom Date: 18-Jan-2017 11:25:26

Compound	Sig	RT (min.)	Adj RT (min.)	Dlt RT (min.)	Q	Response	Cal Amt ug/ml	OnCol Amt ug/ml	Flags
16 Pentachlorophenol_T	266	4.697	4.697	0.000	94	531720	NR	NR	
43 Benzidine_T	184	6.373	6.373	0.000	98	1556707	NR	NR	
124 DFTPP									
125 4,4'-DDE	246	6.587	6.587	0.000	88	3020		NR	
126 4,4'-DDD	235	6.990	6.990	0.000	95	15470		NR	
127 4,4'-DDT	235	7.293	7.293	0.000	98	1164686	NR	NR	

QC Flag Legend

Processing Flags
NR - Missing Quant Standard

Reagents:

SMDFTP_CH_00019 Amount Added: 1.00 Units: mL

MS Tune Report

TestAmerica Edison

Data File: \\ChromNA\Edison\ChromData\CBNAMS6\20170117-50565.b\M237526.D
Injection Date: 18-Jan-2017 11:05:30 Instrument ID: CBNAMS6
Lims ID: dftpp
Client ID:
Operator ID: ALS Bottle#: 1 Worklist Smp#: 1
Injection Vol: 5.0 ul Dil. Factor: 1.0000
Method: 8270LVI_R6 Limit Group: SV 625 ICAL
Tune Method: DFTPP Method 625

124 DFTPP

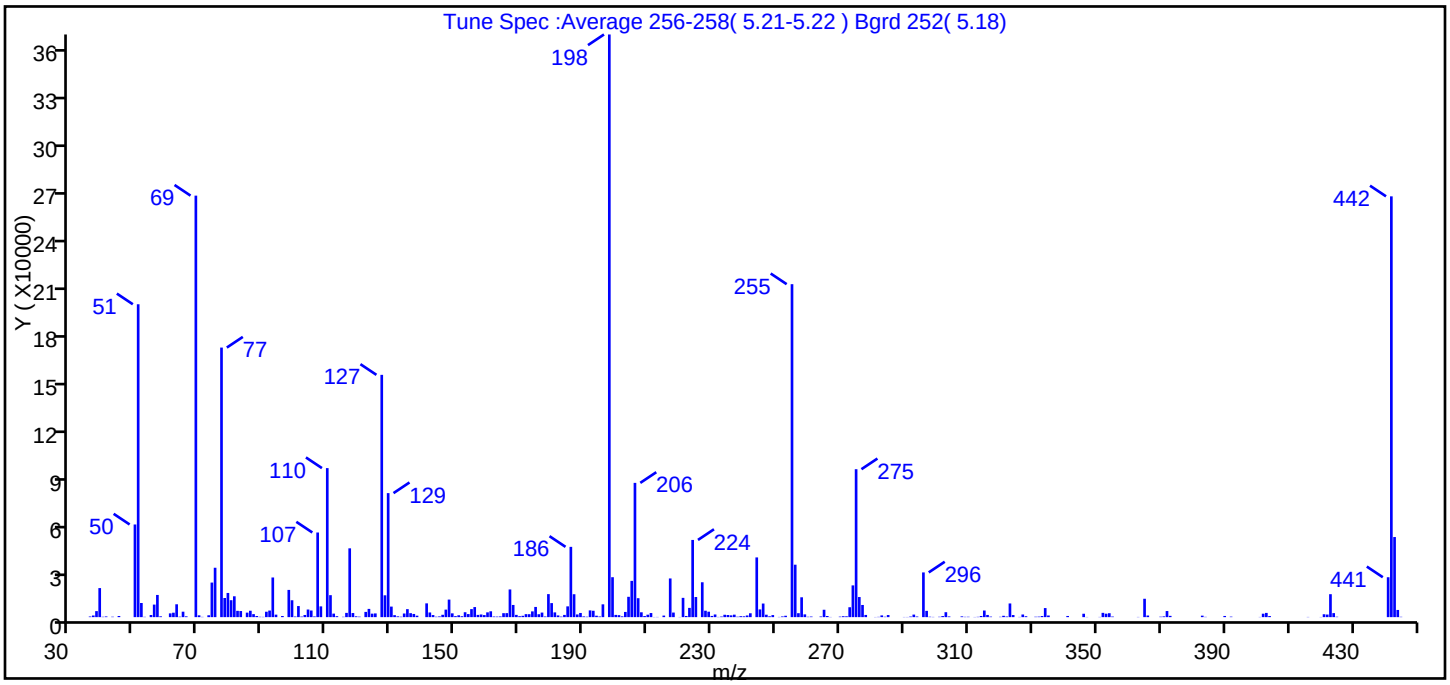

m/z	Ion Abundance Criteria	% Relative Abundance
198	Base peak, 100 percent relative abundance	100.0
51	30-60 percent of Mass 198	53.7
68	Less than 2 percent of Mass 69	0.0 (0.0)
69	Present	72.3
70	Less than 2 percent of Mass 69	0.3 (0.4)
127	40-60 percent of Mass 198	41.6
197	Less than 1 percent of Mass 198	0.0
199	5-9 percent of Mass 198	6.9
275	10-30 percent of Mass 198	25.4
365	Greater than 1 percent of Mass 198	3.2
441	Present but less than Mass 443	6.8 (49.8)
442	Greater than 40 percent of Mass 198	72.2
443	17-23 percent of Mass 442	13.7 (19.0)

Data File: \\ChromNA\Edison\ChromData\CBNAMS6\20170117-50565.b\M237526.D\8270LVI_R6.rslt\spectra.d
Injection Date: 18-Jan-2017 11:05:30
Spectrum: Tune Spec :Average 256-258(5.21-5.22) Bgrd 252(5.18)
Base Peak: 198.00
Minimum % Base Peak: 0
Number of Points: 284

m/z	Y	m/z	Y	m/z	Y	m/z	Y
36.00	406	127.00	152896	201.00	1250	285.00	1328
37.00	1033	128.00	13782	202.00	501	290.00	110
38.00	3803	129.00	78264	203.00	3283	291.00	111
39.00	18336	130.00	6657	204.00	12832	292.00	371
40.00	236	131.00	1254	205.00	22888	293.00	1609
41.00	439	132.00	502	206.00	84728	294.00	392
43.00	264	133.00	259	207.00	11958	296.00	28224
45.00	721	134.00	2297	208.00	3067	297.00	3965
50.00	58472	135.00	5051	209.00	684	298.00	260
51.00	197440	136.00	2508	210.00	1546	299.00	144
52.00	8923	137.00	2012	211.00	2586	301.00	234
53.00	194	138.00	922	212.00	102	302.00	677
55.00	1342	141.00	8697	213.00	129	303.00	3119
56.00	7922	142.00	2947	215.00	982	304.00	441
57.00	14005	143.00	1313	217.00	24416	308.00	485
58.00	514	144.00	259	218.00	2895	309.00	196
61.00	2384	145.00	456	220.00	106	310.00	238
62.00	2797	146.00	1487	221.00	12174	312.00	107
63.00	8120	147.00	4753	222.00	733	313.00	198
64.00	286	148.00	11081	223.00	5840	314.00	731
65.00	3443	149.00	2399	224.00	48720	315.00	4182
66.00	503	150.00	636	225.00	12704	316.00	1384
69.00	265984	151.00	1171	227.00	22008	317.00	334
70.00	1139	152.00	574	228.00	4052	320.00	210
71.00	161	153.00	3099	229.00	3431	321.00	848
73.00	1174	154.00	1925	230.00	768	322.00	390
74.00	21816	155.00	5069	231.00	1684	323.00	8636
75.00	31168	156.00	6353	232.00	135	324.00	1320
77.00	170112	157.00	1419	233.00	376	326.00	136
78.00	12082	158.00	1680	234.00	1498	327.00	1669
79.00	15256	159.00	1299	235.00	1337	328.00	570
80.00	10687	160.00	3017	236.00	1130	331.00	254
81.00	13159	161.00	3695	237.00	1560	332.00	324

Report Date: 19-Jan-2017 07:45:43 Chrom Revision: 2.2 10-Jan-2017 11:26:10
Data File: \\ChromNA\Edison\ChromData\CBNAMS6\20170117-50565.b\M237526.D\8270LVI_R6.rslt\spectra.d
Injection Date: 18-Jan-2017 11:05:30
Spectrum: Tune Spec :Average 256-258(5.21-5.22) Bgrd 252(5.18)
Base Peak: 198.00
Minimum % Base Peak: 0
Number of Points: 284

m/z	Y	m/z	Y	m/z	Y	m/z	Y
82.00	3973	162.00	387	238.00	271	333.00	690
83.00	3852	163.00	338	239.00	606	334.00	5723
85.00	2843	164.00	435	240.00	518	335.00	1031
86.00	4040	165.00	2502	241.00	1052	341.00	739
87.00	1900	166.00	2534	242.00	2447	346.00	2148
88.00	705	167.00	17472	244.00	37688	347.00	120
89.00	213	168.00	7693	245.00	4868	351.00	133
90.00	165	169.00	1426	246.00	8587	352.00	2713
91.00	3413	170.00	599	247.00	1530	353.00	2177
92.00	4157	171.00	854	248.00	532	354.00	2477
93.00	25024	172.00	1897	249.00	1302	355.00	374
94.00	1572	173.00	1859	251.00	133	363.00	126
96.00	713	174.00	3640	252.00	445	365.00	11599
98.00	17184	175.00	6437	253.00	873	366.00	1017
99.00	10657	176.00	1838	255.00	210112	370.00	288
100.00	378	177.00	2879	256.00	33096	371.00	477
101.00	6999	178.00	398	257.00	2491	372.00	3850
102.00	350	179.00	14529	258.00	12531	373.00	813
103.00	1365	180.00	8860	259.00	1752	383.00	934
104.00	4810	181.00	2999	260.00	235	384.00	174
105.00	4186	182.00	1088	261.00	371	390.00	742
106.00	429	183.00	327	264.00	413	392.00	322
107.00	53416	184.00	1407	265.00	4662	401.00	125
108.00	6794	185.00	6804	266.00	715	402.00	2177
110.00	94048	186.00	44352	267.00	116	403.00	2676
111.00	13862	187.00	14462	270.00	322	404.00	697
112.00	2225	188.00	1696	271.00	578	416.00	127
113.00	602	189.00	2634	272.00	522	420.00	111
115.00	225	190.00	443	273.00	6253	421.00	1828
116.00	2687	191.00	265	274.00	20040	422.00	1641
117.00	43424	192.00	4254	275.00	93352	423.00	14485
118.00	2596	193.00	4029	276.00	12687	424.00	2538
119.00	524	194.00	905	277.00	7681	425.00	254
120.00	306	195.00	411	278.00	1392	441.00	25184

Report Date: 19-Jan-2017 07:45:43 Chrom Revision: 2.2 10-Jan-2017 11:26:10
Data File: \\ChromNA\Edison\ChromData\CBNAMS6\20170117-50565.b\M237526.D\8270LVI_R6.rslt\spectra.d
Injection Date: 18-Jan-2017 11:05:30
Spectrum: Tune Spec :Average 256-258(5.21-5.22) Bgrd 252(5.18)
Base Peak: 198.00
Minimum % Base Peak: 0
Number of Points: 284

m/z	Y	m/z	Y	m/z	Y	m/z	Y
122.00	3304	196.00	8087	281.00	105	442.00	265536
123.00	5202	198.00	367680	282.00	179	443.00	50552
124.00	2201	199.00	25200	283.00	1099	444.00	4539
125.00	2344	200.00	1418	284.00	256	445.00	212

Breakdown Report

TestAmerica Edison

Data File:	\\ChromNA\Edison\ChromData\CBNAMS6\20170117-50565.b\M237526.D				
Injection Date:	18-Jan-2017 11:05:30	Instrument ID:	CBNAMS6		
Lims ID:	dftpp				
Client ID:					
Operator ID:		ALS Bottle#:	1	Worklist Smp#:	1
Injection Vol:	5.0 ul	Dil. Factor:	1.0000		
Method:	8270LVI_R6	Limit Group:	SV 625 ICAL		

127 4,4'-DDT, Detector: MS SCAN

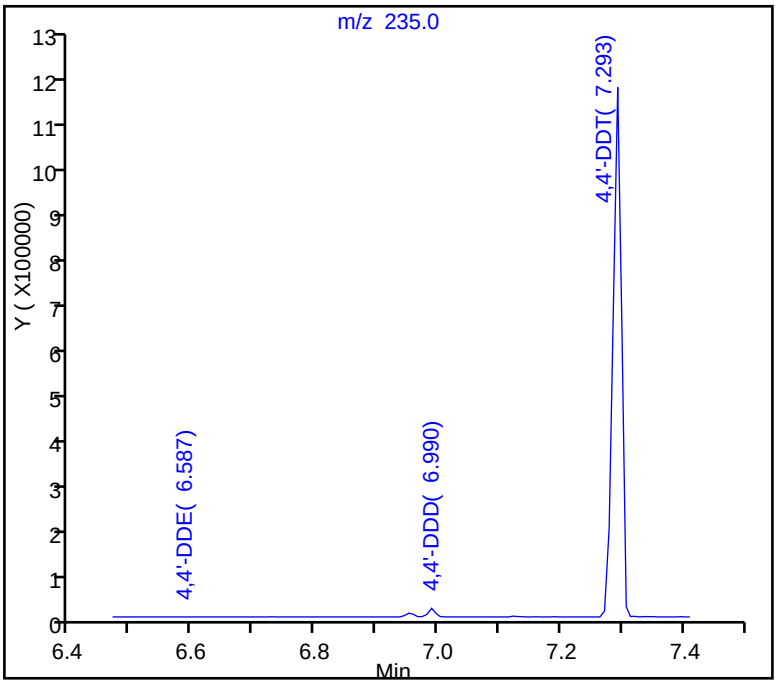

SW-846 Method

%Breakdown =
(Area Breakdown Cpnds/
Total Area Breakdown Cpnds) * 100

127 4,4'-DDT, Area = 1164686
126 4,4'-DDD, Area = 15470
125 4,4'-DDE, Area = 3020

%Breakdown: 1.56%, Max Limit: 20.00%
Passed

Peak Tailing Report

TestAmerica Edison

Data File:	\\ChromNA\Edison\ChromData\CBNAMS6\20170117-50565.b\M237526.D				
Injection Date:	18-Jan-2017 11:05:30	Instrument ID:	CBNAMS6		
Lims ID:	dftpp				
Client ID:					
Operator ID:		ALS Bottle#:	1	Worklist Smp#:	1
Injection Vol:	5.0 ul	Dil. Factor:	1.0000		
Method:	8270LVI_R6	Limit Group:	SV 625 ICAL		

43 Benzidine_T, Detector: MS SCAN

Peak Tailing Factor =
BackWidth/FrontWidth @ 10% Peak Height

Back Width = 0.014 (min.)
Front Width = 0.021 (min.)

Tailing Factor = 0.7, Max. Tailing < 3.00
Passed

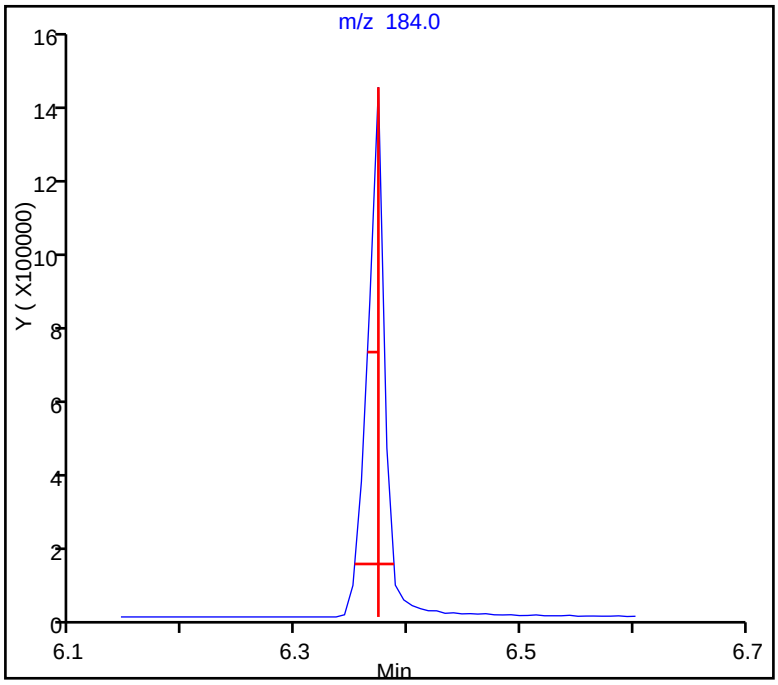

Peak Tailing Report

TestAmerica Edison

Data File:	\\ChromNA\Edison\ChromData\CBNAMS6\20170117-50565.b\M237526.D				
Injection Date:	18-Jan-2017 11:05:30	Instrument ID:	CBNAMS6		
Lims ID:	dftpp				
Client ID:					
Operator ID:		ALS Bottle#:	1	Worklist Smp#:	1
Injection Vol:	5.0 ul	Dil. Factor:	1.0000		
Method:	8270LVI_R6	Limit Group:	SV 625 ICAL		

16 Pentachlorophenol_T, Detector: MS SCAN

Peak Tailing Factor =
BackWidth/FrontWidth @ 10% Peak Height

Back Width = 0.014 (min.)
Front Width = 0.020 (min.)

Tailing Factor = 0.7, Max. Tailing < 3.00
Passed

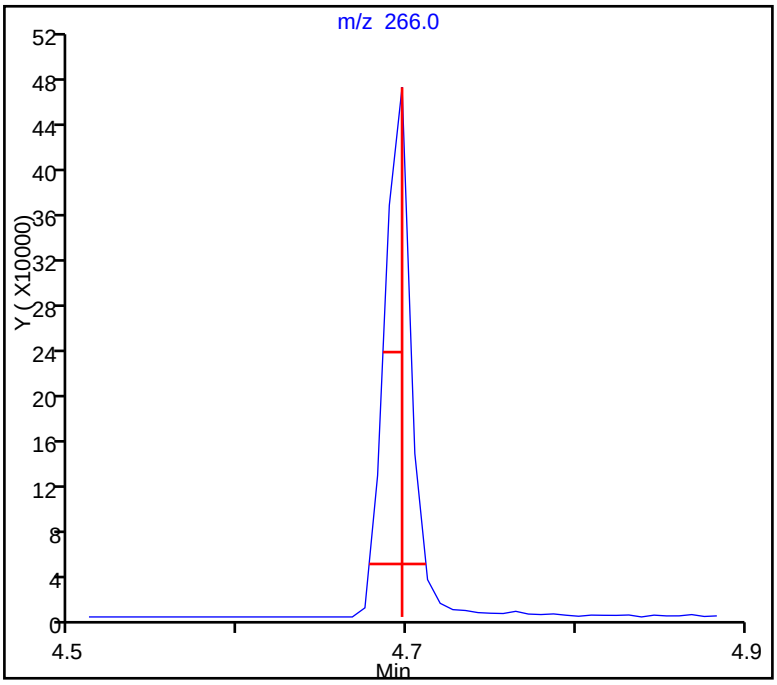

TestAmerica Edison
Target Compound Quantitation Report

Data File: \\ChromNA\Edison\ChromData\CBNAMS6\20170125-50828.b\M237794.D
Lims ID: dftpp
Client ID:
Sample Type: DFTPP
Inject. Date: 25-Jan-2017 15:53:30 ALS Bottle#: 1 Worklist Smp#: 1
Injection Vol: 5.0 ul Dil. Factor: 1.0000
Sample Info: 460-0050828-001
Misc. Info.: dftpp
Operator ID: Instrument ID: CBNAMS6

Method: \\ChromNA\Edison\ChromData\CBNAMS6\20170125-50828.b\8270LVI_R6.m
Limit Group: SV 625 ICAL
Last Update: 25-Jan-2017 23:57:47 Calib Date: 25-Jan-2017 18:49:30
Integrator: RTE ID Type: Deconvolution ID
Quant Method: Internal Standard Quant By: Initial Calibration
Last ICal File: \\ChromNA\Edison\ChromData\CBNAMS6\20170125-50828.b\M237802.D

Column 1 : Rtxi-5Sil MS (0.25 mm) Det: MS SCAN
Process Host: XAWRK007

First Level Reviewer: croccom Date: 25-Jan-2017 16:02:36

Compound	Sig	RT (min.)	Adj RT (min.)	Dlt RT (min.)	Q	Response	Cal Amt ug/ml	OnCol Amt ug/ml	Flags
16 Pentachlorophenol_T	266	4.303	4.303	0.000	92	666234	NR	NR	
43 Benzidine_T	184	5.977	5.977	0.000	97	1580079	NR	NR	
124 DFTPP									
125 4,4'-DDE	246	6.186	6.186	0.000	10	3208		NR	
126 4,4'-DDD	235	6.586	6.586	0.000	90	14579		NR	
127 4,4'-DDT	235	6.887	6.887	0.000	96	1277850	NR	NR	

QC Flag Legend

Processing Flags
NR - Missing Quant Standard

Reagents:

SMDFTP_CH_00019 Amount Added: 1.00 Units: mL

MS Tune Report

TestAmerica Edison

Data File:	\\ChromNA\Edison\ChromData\CBNAMS6\20170125-50828.b\M237794.D				
Injection Date:	25-Jan-2017 15:53:30	Instrument ID:	CBNAMS6		
Lims ID:	dftpp				
Client ID:					
Operator ID:		ALS Bottle#:	1	Worklist Smp#:	1
Injection Vol:	5.0 ul	Dil. Factor:	1.0000		
Method:	8270LVI_R6	Limit Group:	SV 625 ICAL		
Tune Method:	DFTPP Method 625				

124 DFTPP

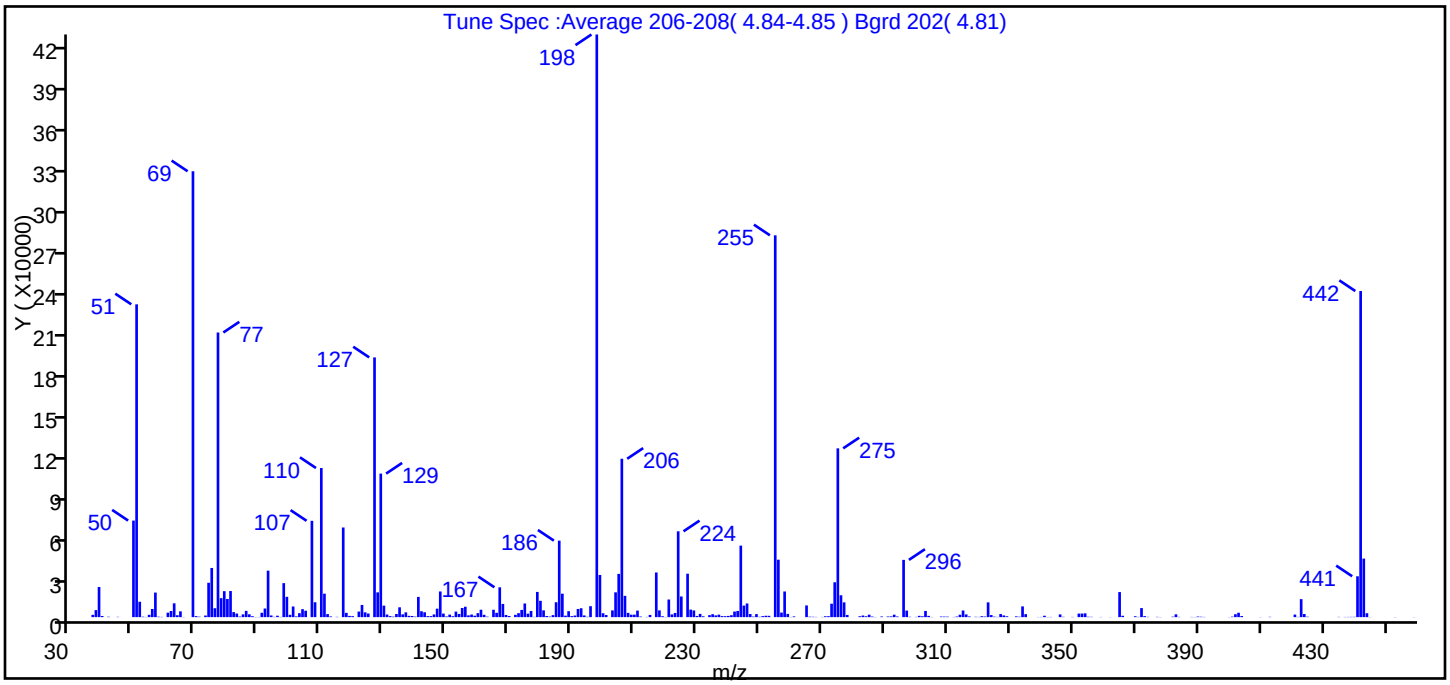

m/z	Ion Abundance Criteria	% Relative Abundance
198	Base peak, 100 percent relative abundance	100.0
51	30-60 percent of Mass 198	53.7
68	Less than 2 percent of Mass 69	0.0 (0.0)
69	Present	76.5
70	Less than 2 percent of Mass 69	0.2 (0.2)
127	40-60 percent of Mass 198	44.6
197	Less than 1 percent of Mass 198	0.0
199	5-9 percent of Mass 198	7.2
275	10-30 percent of Mass 198	29.0
365	Greater than 1 percent of Mass 198	4.3
441	Present but less than Mass 443	7.0 (69.8)
442	Greater than 40 percent of Mass 198	56.0
443	17-23 percent of Mass 442	10.1 (18.0)

Data File: \\ChromNA\Edison\ChromData\CBNAMS6\20170125-50828.b\M237794.D\8270LVI_R6.rslt\spectra.d
Injection Date: 25-Jan-2017 15:53:30
Spectrum: Tune Spec :Average 206-208(4.84-4.85) Bgrd 202(4.81)
Base Peak: 198.00
Minimum % Base Peak: 0
Number of Points: 313

m/z	Y	m/z	Y	m/z	Y	m/z	Y
37.00	1679	132.00	736	217.00	32272	313.00	421
38.00	5102	133.00	352	218.00	4875	314.00	1748
39.00	21776	134.00	2288	219.00	652	315.00	4811
40.00	822	135.00	7115	220.00	130	316.00	1964
42.00	299	136.00	2020	221.00	12736	317.00	510
43.00	12	137.00	3462	222.00	1967	319.00	247
45.00	213	138.00	958	223.00	3016	320.00	163
50.00	69760	139.00	834	224.00	62008	321.00	659
51.00	225984	140.00	356	225.00	14915	322.00	423
52.00	11118	141.00	14624	227.00	31376	323.00	10679
53.00	335	142.00	4254	228.00	5441	324.00	1498
54.00	131	143.00	3519	229.00	4835	325.00	349
55.00	1691	144.00	726	230.00	860	326.00	159
56.00	5902	145.00	742	231.00	2342	327.00	2238
57.00	17760	146.00	1950	232.00	610	328.00	1232
58.00	322	147.00	6129	234.00	1440	329.00	618
59.00	180	148.00	18560	235.00	2132	332.00	559
61.00	3227	149.00	2574	236.00	1271	333.00	295
62.00	4440	150.00	476	237.00	1797	334.00	7770
63.00	9988	151.00	1838	238.00	753	335.00	2155
64.00	1388	152.00	661	239.00	695	339.00	122
65.00	4209	153.00	3993	240.00	881	340.00	155
66.00	129	154.00	2296	241.00	1386	341.00	1012
69.00	322112	155.00	6613	242.00	4034	342.00	127
70.00	739	156.00	7507	243.00	4481	343.00	150
71.00	330	157.00	1292	244.00	51664	346.00	1983
73.00	1160	158.00	1886	245.00	8361	347.00	230
74.00	24840	159.00	1039	246.00	9880	350.00	155
75.00	35528	160.00	2883	247.00	2243	352.00	2562
76.00	6443	161.00	5359	248.00	384	353.00	2593
77.00	205632	162.00	1679	249.00	2203	354.00	2744
78.00	13733	163.00	350	250.00	241	355.00	294
79.00	18776	165.00	5328	251.00	733	356.00	223

Report Date: 25-Jan-2017 23:57:48 Chrom Revision: 2.2 10-Jan-2017 11:26:10
Data File: \\ChromNA\Edison\ChromData\CBNAMS6\20170125-50828.b\M237794.D\8270LVI_R6.rslt\spectra.d
Injection Date: 25-Jan-2017 15:53:30
Spectrum: Tune Spec :Average 206-208(4.84-4.85) Bgrd 202(4.81)
Base Peak: 198.00
Minimum % Base Peak: 0
Number of Points: 313

m/z	Y	m/z	Y	m/z	Y	m/z	Y
80.00	13134	166.00	3148	252.00	1011	359.00	138
81.00	18864	167.00	21568	253.00	962	362.00	109
82.00	3656	168.00	9555	255.00	275840	365.00	18112
83.00	2591	169.00	1574	256.00	41504	366.00	988
84.00	439	170.00	820	257.00	3285	370.00	646
85.00	2012	172.00	1671	258.00	18536	371.00	176
86.00	4543	173.00	2876	259.00	2332	372.00	6545
87.00	2034	174.00	5214	260.00	115	373.00	732
88.00	677	175.00	9870	261.00	527	374.00	204
89.00	132	176.00	2514	265.00	8453	377.00	214
90.00	137	177.00	4479	266.00	322	378.00	112
91.00	3163	178.00	191	267.00	254	382.00	344
92.00	6232	179.00	18216	268.00	172	383.00	2026
93.00	33576	180.00	11794	270.00	144	384.00	187
94.00	1207	181.00	4913	271.00	630	388.00	157
95.00	201	182.00	816	272.00	681	389.00	101
96.00	1030	183.00	401	273.00	9707	390.00	424
97.00	153	184.00	1451	274.00	25192	391.00	294
98.00	24568	185.00	10752	275.00	121944	392.00	157
99.00	14679	186.00	55264	276.00	15802	400.00	113
100.00	1682	187.00	16952	277.00	10683	401.00	363
101.00	7697	188.00	1065	278.00	1603	402.00	2113
102.00	523	189.00	4300	282.00	642	403.00	3164
103.00	2861	190.00	739	283.00	1164	404.00	799
104.00	5780	191.00	1151	284.00	636	410.00	107
105.00	4631	192.00	5906	285.00	1762	413.00	228
107.00	69592	193.00	6424	286.00	419	421.00	1856
108.00	10756	194.00	1242	287.00	117	422.00	171
110.00	107728	195.00	251	289.00	469	423.00	13009
111.00	16960	196.00	7922	291.00	465	424.00	2249
112.00	2205	198.00	420928	292.00	542	425.00	314
113.00	491	199.00	30480	293.00	1773	435.00	176
115.00	213	200.00	2837	294.00	462	437.00	147
117.00	64760	201.00	1545	296.00	41368	438.00	170

Report Date: 25-Jan-2017 23:57:48 Chrom Revision: 2.2 10-Jan-2017 11:26:10
Data File: \\ChromNA\Edison\ChromData\CBNAMS6\20170125-50828.b\M237794.D\8270LVI_R6.rslt\spectra.d
Injection Date: 25-Jan-2017 15:53:30
Spectrum: Tune Spec :Average 206-208(4.84-4.85) Bgrd 202(4.81)
Base Peak: 198.00
Minimum % Base Peak: 0
Number of Points: 313

m/z	Y	m/z	Y	m/z	Y	m/z	Y
118.00	3107	203.00	4874	297.00	4736	439.00	197
119.00	897	204.00	17928	298.00	257	440.00	212
120.00	713	205.00	31256	300.00	176	441.00	29520
122.00	4031	206.00	114416	301.00	943	442.00	235584
123.00	8818	207.00	15380	302.00	620	443.00	42304
124.00	3476	208.00	3092	303.00	4464	444.00	2828
125.00	2608	209.00	1776	304.00	925	445.00	100
127.00	187648	210.00	1807	305.00	135	453.00	105
128.00	17904	211.00	4730	308.00	429	459.00	103
129.00	103696	212.00	409	309.00	388		
130.00	8309	214.00	165	310.00	362		
131.00	1886	215.00	1614	312.00	133		

Breakdown Report

TestAmerica Edison

Data File:	\\ChromNA\Edison\ChromData\CBNAMS6\20170125-50828.b\M237794.D				
Injection Date:	25-Jan-2017 15:53:30	Instrument ID:	CBNAMS6		
Lims ID:	dftpp				
Client ID:					
Operator ID:		ALS Bottle#:	1	Worklist Smp#:	1
Injection Vol:	5.0 ul	Dil. Factor:	1.0000		
Method:	8270LVI_R6	Limit Group:	SV 625 ICAL		

127 4,4'-DDT, Detector: MS SCAN

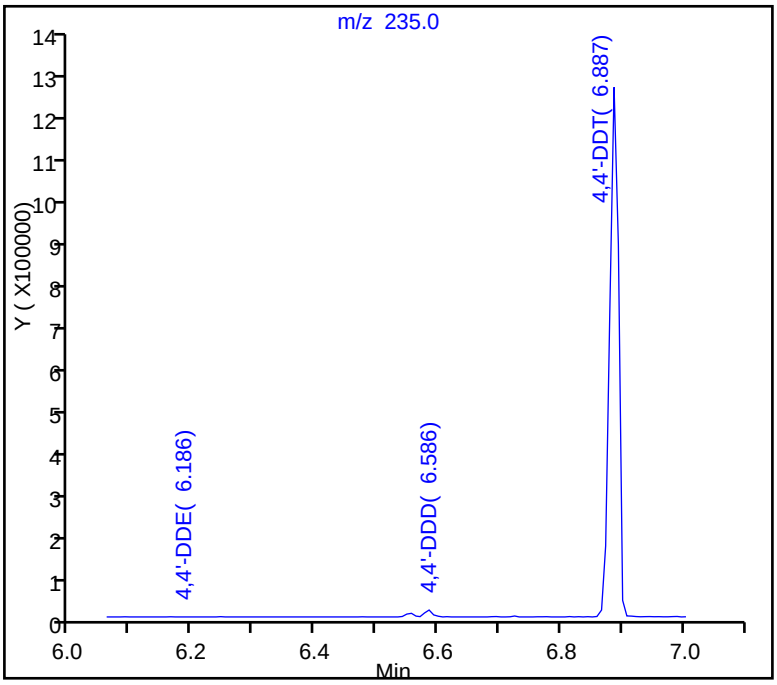

SW-846 Method

%Breakdown =
(Area Breakdown Cpnds/
Total Area Breakdown Cpnds) * 100

127 4,4'-DDT, Area = 1277850
126 4,4'-DDD, Area = 14579
125 4,4'-DDE, Area = 3208

%Breakdown: 1.37%, Max Limit: 20.00%
Passed

Peak Tailing Report

TestAmerica Edison

Data File:	\\ChromNA\Edison\ChromData\CBNAMS6\20170125-50828.b\M237794.D				
Injection Date:	25-Jan-2017 15:53:30	Instrument ID:	CBNAMS6		
Lims ID:	dftpp				
Client ID:					
Operator ID:		ALS Bottle#:	1	Worklist Smp#:	1
Injection Vol:	5.0 ul	Dil. Factor:	1.0000		
Method:	8270LVI_R6	Limit Group:	SV 625 ICAL		

16 Pentachlorophenol_T, Detector: MS SCAN

Peak Tailing Factor =
BackWidth/FrontWidth @ 10% Peak Height

Back Width = 0.018 (min.)
Front Width = 0.014 (min.)

Tailing Factor = 1.3, Max. Tailing < 3.00
Passed

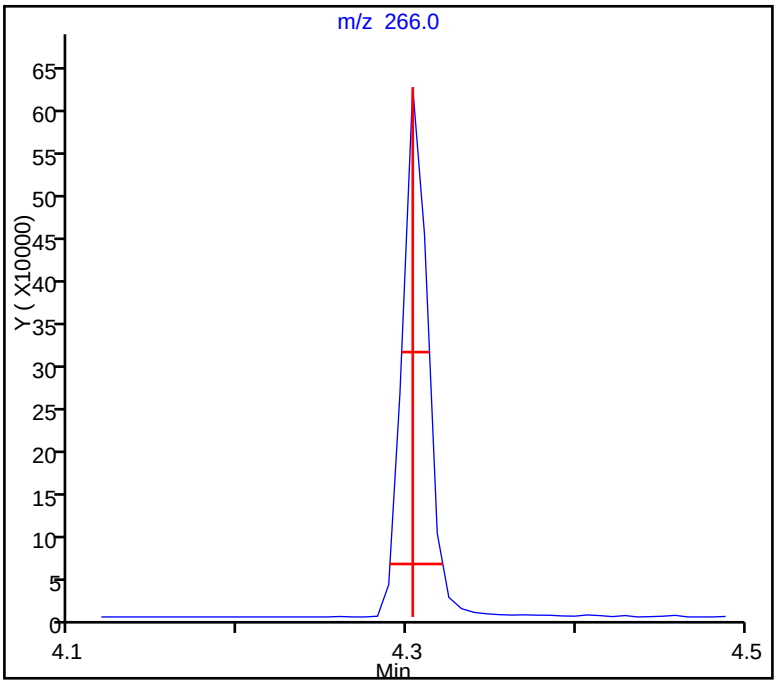

Peak Tailing Report

TestAmerica Edison

Data File:	\\ChromNA\Edison\ChromData\CBNAMS6\20170125-50828.b\M237794.D				
Injection Date:	25-Jan-2017 15:53:30	Instrument ID:	CBNAMS6		
Lims ID:	dftpp				
Client ID:					
Operator ID:		ALS Bottle#:	1	Worklist Smp#:	1
Injection Vol:	5.0 ul	Dil. Factor:	1.0000		
Method:	8270LVI_R6	Limit Group:	SV 625 ICAL		

43 Benzidine_T, Detector: MS SCAN

Peak Tailing Factor =
BackWidth/FrontWidth @ 10% Peak Height

Back Width = 0.011 (min.)
Front Width = 0.021 (min.)

Tailing Factor = 0.5, Max. Tailing < 3.00
Passed

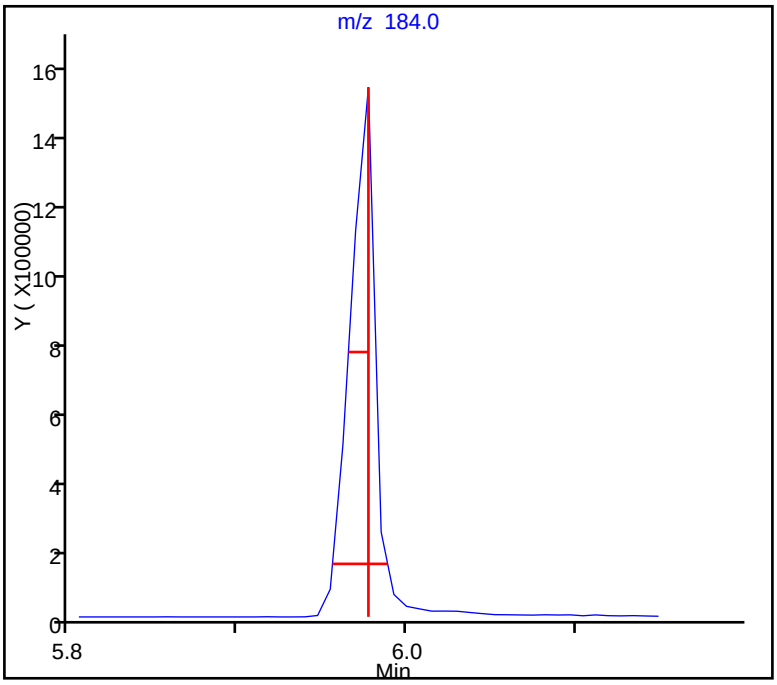

FORM I
GC/MS SEMI VOA ORGANICS ANALYSIS DATA SHEET

Lab Name: TestAmerica Edison | Job No.: 460-127124-1
SDG No.:
Client Sample ID: | Lab Sample ID: MB 460-416046/1-A
Matrix: Water | Lab File ID: M237815.D
Analysis Method: 625 | Date Collected:
Extract. Method: 625 | Date Extracted: 01/23/2017 11:41
Sample wt/vol: 250(mL) | Date Analyzed: 01/26/2017 03:48
Con. Extract Vol.: 2(mL) | Dilution Factor: 1
Injection Volume: 5(uL) | Level: (low/med) Low
% Moisture: | GPC Cleanup:(Y/N) N
Analysis Batch No.: 416442 | Units: ug/L

CAS NO.	COMPOUND NAME	RESULT	Q	RL	MDL
108-60-1	2,2'-oxybis[1-chloropropane]	10	U	10	0.93
95-95-4	2,4,5-Trichlorophenol	10	U	10	0.49
88-06-2	2,4,6-Trichlorophenol	10	U	10	0.53
120-83-2	2,4-Dichlorophenol	10	U	10	0.63
105-67-9	2,4-Dimethylphenol	10	U	10	0.91
51-28-5	2,4-Dinitrophenol	20	U	20	2.4
121-14-2	2,4-Dinitrotoluene	2.0	U	2.0	1.0
606-20-2	2,6-Dinitrotoluene	2.0	U	2.0	0.88
91-58-7	2-Chloronaphthalene	10	U	10	0.61
95-57-8	2-Chlorophenol	10	U	10	0.74
91-57-6	2-Methylnaphthalene	10	U	10	0.88
95-48-7	2-Methylphenol	10	U	10	1.3
88-74-4	2-Nitroaniline	10	U	10	0.65
88-75-5	2-Nitrophenol	10	U	10	0.59
91-94-1	3,3'-Dichlorobenzidine	10	U	10	1.0
99-09-2	3-Nitroaniline	10	U	10	0.82
534-52-1	4,6-Dinitro-2-methylphenol	20	U	20	2.0
101-55-3	4-Bromophenyl phenyl ether	10	U	10	1.0
59-50-7	4-Chloro-3-methylphenol	10	U	10	0.76
106-47-8	4-Chloroaniline	10	U	10	0.73
7005-72-3	4-Chlorophenyl phenyl ether	10	U	10	0.96
106-44-5	4-Methylphenol	10	U	10	0.87
100-01-6	4-Nitroaniline	10	U	10	0.48
100-02-7	4-Nitrophenol	20	U	20	4.7
83-32-9	Acenaphthene	10	U	10	0.88
208-96-8	Acenaphthylene	10	U	10	0.65
98-86-2	Acetophenone	10	U	10	1.0
120-12-7	Anthracene	10	U	10	0.57
1912-24-9	Atrazine	2.0	U	2.0	0.77
100-52-7	Benzaldehyde	10	U	10	0.86
56-55-3	Benzo[a]anthracene	1.0	U	1.0	0.55
50-32-8	Benzo[a]pyrene	1.0	U	1.0	0.16
205-99-2	Benzo[b]fluoranthene	1.0	U	1.0	0.44
191-24-2	Benzo[g,h,i]perylene	10	U	10	0.75

FORM I
GC/MS SEMI VOA ORGANICS ANALYSIS DATA SHEET

Lab Name: TestAmerica Edison | Job No.: 460-127124-1
SDG No.:
Client Sample ID: | Lab Sample ID: MB 460-416046/1-A
Matrix: Water | Lab File ID: M237815.D
Analysis Method: 625 | Date Collected:
Extract. Method: 625 | Date Extracted: 01/23/2017 11:41
Sample wt/vol: 250(mL) | Date Analyzed: 01/26/2017 03:48
Con. Extract Vol.: 2(mL) | Dilution Factor: 1
Injection Volume: 5(uL) | Level: (low/med) Low
% Moisture: | GPC Cleanup:(Y/N) N
Analysis Batch No.: 416442 | Units: ug/L

CAS NO.	COMPOUND NAME	RESULT	Q	RL	MDL
207-08-9	Benzo[k]fluoranthene	1.0	U	1.0	0.18
111-91-1	Bis(2-chloroethoxy)methane	10	U	10	0.69
111-44-4	Bis(2-chloroethyl)ether	1.0	U	1.0	0.12
117-81-7	Bis(2-ethylhexyl) phthalate	2.0	U	2.0	0.72
85-68-7	Butyl benzyl phthalate	10	U	10	0.60
105-60-2	Caprolactam	10	U	10	1.1
86-74-8	Carbazole	10	U	10	0.85
218-01-9	Chrysene	2.0	U	2.0	0.67
53-70-3	Dibenz(a,h)anthracene	1.0	U	1.0	0.090
132-64-9	Dibenzofuran	10	U	10	0.85
84-66-2	Diethyl phthalate	10	U	10	1.0
131-11-3	Dimethyl phthalate	10	U	10	0.98
84-74-2	Di-n-butyl phthalate	10	U	10	0.82
117-84-0	Di-n-octyl phthalate	10	U	10	0.69
92-52-4	Diphenyl	10	U	10	0.63
206-44-0	Fluoranthene	10	U	10	0.72
86-73-7	Fluorene	10	U	10	0.80
118-74-1	Hexachlorobenzene	1.0	U	1.0	0.47
87-68-3	Hexachlorobutadiene	1.0	U	1.0	0.76
77-47-4	Hexachlorocyclopentadiene	10	U	10	0.61
67-72-1	Hexachloroethane	1.0	U	1.0	0.090
193-39-5	Indeno[1,2,3-cd]pyrene	1.0	U	1.0	0.21
78-59-1	Isophorone	10	U	10	0.67
91-20-3	Naphthalene	10	U	10	0.80
98-95-3	Nitrobenzene	1.0	U	1.0	0.49
621-64-7	N-Nitrosodi-n-propylamine	1.0	U	1.0	0.83
86-30-6	N-Nitrosodiphenylamine	10	U	10	0.74
87-86-5	Pentachlorophenol	20	U	20	2.2
85-01-8	Phenanthrene	10	U	10	0.65
108-95-2	Phenol	10	U	10	0.41
129-00-0	Pyrene	10	U	10	0.83

FORM I
GC/MS SEMI VOA ORGANICS ANALYSIS DATA SHEET

Lab Name: TestAmerica Edison
Job No.: 460-127124-1
SDG No.:
Client Sample ID:
Lab Sample ID: MB 460-416046/1-A
Matrix: Water
Lab File ID: M237815.D
Analysis Method: 625
Date Collected:
Extract. Method: 625
Date Extracted: 01/23/2017 11:41
Sample wt/vol: 250(mL)
Date Analyzed: 01/26/2017 03:48
Con. Extract Vol.: 2(mL)
Dilution Factor: 1
Injection Volume: 5(uL)
Level: (low/med) Low
% Moisture:
GPC Cleanup:(Y/N) N
Analysis Batch No.: 416442
Units: ug/L

CAS NO.	SURROGATE	%REC	Q	LIMITS
118-79-6	2,4,6-Tribromophenol	81		14-149
321-60-8	2-Fluorobiphenyl	96		44-129
367-12-4	2-Fluorophenol	35		10-76
4165-60-0	Nitrobenzene-d5	87		49-125
4165-62-2	Phenol-d5	22		10-150
1718-51-0	Terphenyl-d14	107		28-150

TestAmerica Edison
Target Compound Quantitation Report

Data File: \\ChromNA\Edison\ChromData\CBNAMS6\20170125-50828.b\M237815.D
Lims ID: MB 460-416046/1-A
Client ID:
Sample Type: MB
Inject. Date: 26-Jan-2017 03:48:30 ALS Bottle#: 22 Worklist Smp#: 22
Injection Vol: 5.0 ul Dil. Factor: 1.0000
Sample Info: 460-0050828-022
Operator ID: Instrument ID: CBNAMS6

Method: \\ChromNA\Edison\ChromData\CBNAMS6\20170125-50828.b\8270LVI_R6.m
Limit Group: SV 625 ICAL
Last Update: 26-Jan-2017 12:17:39 Calib Date: 25-Jan-2017 18:49:30
Integrator: RTE ID Type: Deconvolution ID
Quant Method: Internal Standard Quant By: Initial Calibration
Last ICal File: \\ChromNA\Edison\ChromData\CBNAMS6\20170125-50828.b\M237802.D

Column 1 : Rtxi-5Sil MS (0.25 mm) Det: MS SCAN
Process Host: XAWRK014

First Level Reviewer: bayoumiw Date: 26-Jan-2017 12:17:39

Compound	Sig	RT (min.)	Adj RT (min.)	Dlt RT (min.)	Q	Response	Cal Amt ug/ml	OnCol Amt ug/ml	Flags
$ 4 2-Fluorophenol	112	2.982	2.984	-0.002	63	231442	10.0	3.52	
$ 6 Phenol-d5	99	3.914	3.929	-0.015	61	231368	10.0	2.19	
* 14 1,4-Dichlorobenzene-d4	152	4.264	4.260	0.004	89	539328	8.00	8.00	
$ 28 Nitrobenzene-d5	82	4.829	4.838	-0.009	97	1695754	10.0	8.69	
22 2-Toluidine	107	4.894	4.885	0.009	1	191		NC	
* 38 Naphthalene-d8	136	5.552	5.548	0.004	94	1923941	8.00	8.00	
$ 52 2-Fluorobiphenyl	172	6.645	6.650	-0.005	94	2414231	10.0	9.59	
* 64 Acenaphthene-d10	164	7.311	7.306	0.005	93	1400841	8.00	8.00	
68 2-Naphthylamine	143	7.676	7.635	0.041	1	612		NC	
$ 80 2,4,6-Tribromophenol	330	8.088	8.099	-0.011	93	1019213	10.0	8.07	
* 87 Phenanthrene-d10	188	8.774	8.766	0.008	96	2764953	8.00	8.00	
$ 96 Terphenyl-d14	244	10.340	10.344	-0.004	97	3559291	10.0	10.7	
* 102 Chrysene-d12	240	11.489	11.485	0.004	96	3235019	8.00	8.00	
* 109 Perylene-d12	264	13.360	13.352	0.008	96	3412305	8.00	8.00	

QC Flag Legend

Processing Flags
NC - Not Calibrated

Reagents:

SM_ISTD_LVI_00157 Amount Added: 20.00 Units: uL Run Reagent

Report Date: 26-Jan-2017 12:17:40 Chrom Revision: 2.2 10-Jan-2017 11:26:10

TestAmerica Edison

Data File: \\ChromNA\Edison\ChromData\CBNAMS6\20170125-50828.b\M237815.D

Injection Date: 26-Jan-2017 03:48:30 Instrument ID: CBNAMS6 Operator ID:

Lims ID: MB 460-416046/1-A Worklist Smp#: 22

Client ID:

Injection Vol: 5.0 ul Dil. Factor: 1.0000 ALS Bottle#: 22

Method: 8270LVI_R6 Limit Group: SV 625 ICAL

Column: Rtxi-5Sil MS (0.25 mm)

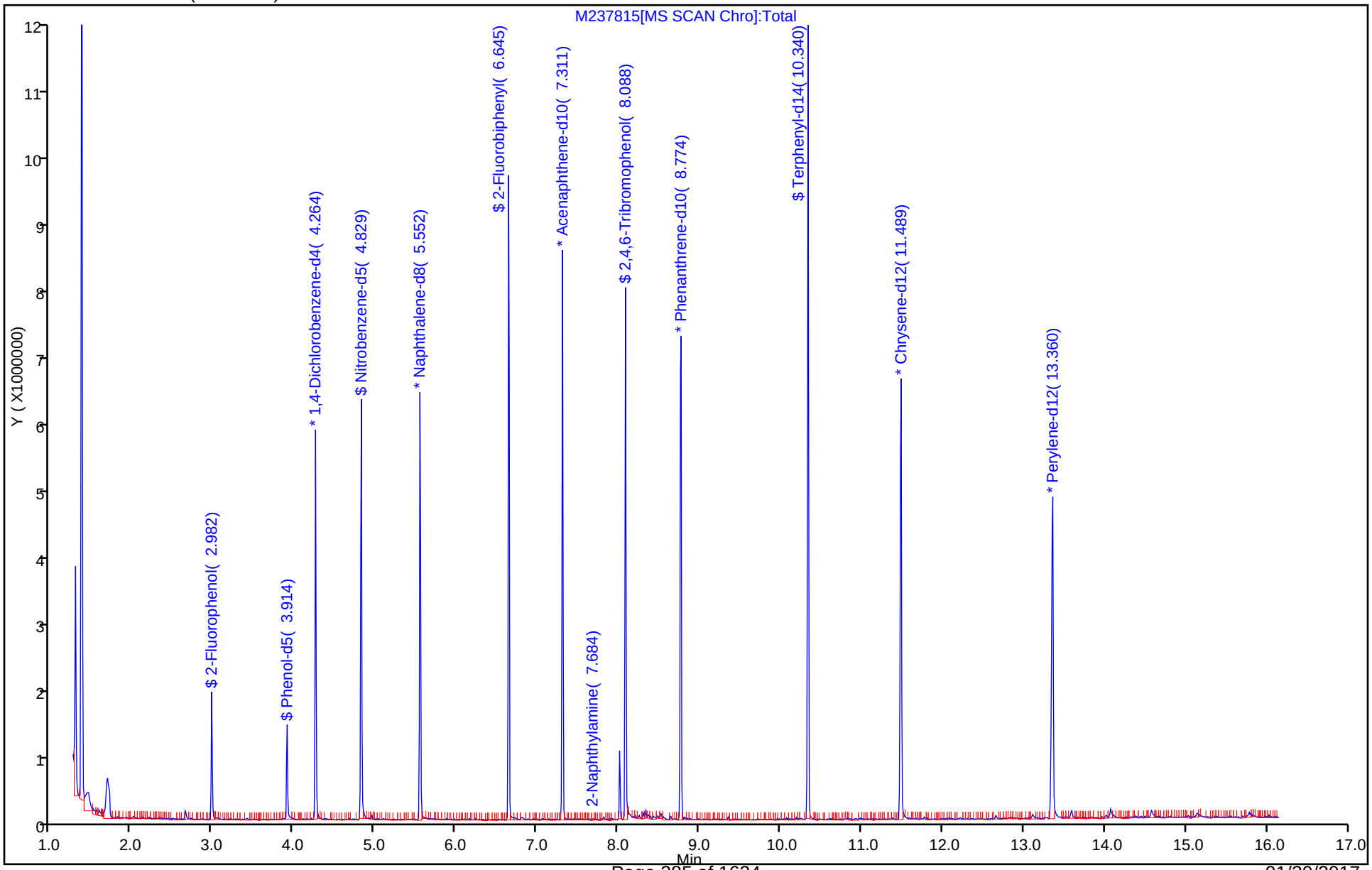

FORM I
GC/MS SEMI VOA ORGANICS ANALYSIS DATA SHEET

Lab Name: TestAmerica Edison | Job No.: 460-127124-1
SDG No.:
Client Sample ID: | Lab Sample ID: LCS 460-416046/2-A
Matrix: Water | Lab File ID: M237816.D
Analysis Method: 625 | Date Collected:
Extract. Method: 625 | Date Extracted: 01/23/2017 11:41
Sample wt/vol: 250(mL) | Date Analyzed: 01/26/2017 04:09
Con. Extract Vol.: 2(mL) | Dilution Factor: 1
Injection Volume: 5(uL) | Level: (low/med) Low
% Moisture: | GPC Cleanup:(Y/N) N
Analysis Batch No.: 416442 | Units: ug/L

CAS NO.	COMPOUND NAME	RESULT	Q	RL	MDL
108-60-1	2,2'-oxybis[1-chloropropane]	62.3		10	0.93
95-95-4	2,4,5-Trichlorophenol	80.8		10	0.49
88-06-2	2,4,6-Trichlorophenol	86.4		10	0.53
120-83-2	2,4-Dichlorophenol	62.3		10	0.63
105-67-9	2,4-Dimethylphenol	59.8		10	0.91
51-28-5	2,4-Dinitrophenol	148		20	2.4
121-14-2	2,4-Dinitrotoluene	76.7		2.0	1.0
606-20-2	2,6-Dinitrotoluene	84.2		2.0	0.88
91-58-7	2-Chloronaphthalene	79.7		10	0.61
95-57-8	2-Chlorophenol	49.5		10	0.74
91-57-6	2-Methylnaphthalene	71.3		10	0.88
95-48-7	2-Methylphenol	45.3		10	1.3
88-74-4	2-Nitroaniline	73.5		10	0.65
88-75-5	2-Nitrophenol	65.2		10	0.59
91-94-1	3,3'-Dichlorobenzidine	89.2		10	1.0
99-09-2	3-Nitroaniline	73.0		10	0.82
534-52-1	4,6-Dinitro-2-methylphenol	150		20	2.0
101-55-3	4-Bromophenyl phenyl ether	70.7		10	1.0
59-50-7	4-Chloro-3-methylphenol	56.6		10	0.76
106-47-8	4-Chloroaniline	62.7		10	0.73
7005-72-3	4-Chlorophenyl phenyl ether	79.7		10	0.96
106-44-5	4-Methylphenol	36.7		10	0.87
100-01-6	4-Nitroaniline	81.9		10	0.48
100-02-7	4-Nitrophenol	38.9		20	4.7
83-32-9	Acenaphthene	68.0		10	0.88
208-96-8	Acenaphthylene	75.9		10	0.65
98-86-2	Acetophenone	66.0		10	1.0
120-12-7	Anthracene	73.4		10	0.57
56-55-3	Benzo[a]anthracene	82.6		1.0	0.55
50-32-8	Benzo[a]pyrene	84.0		1.0	0.16
205-99-2	Benzo[b]fluoranthene	82.1		1.0	0.44
191-24-2	Benzo[g,h,i]perylene	85.5		10	0.75
207-08-9	Benzo[k]fluoranthene	83.4		1.0	0.18
111-91-1	Bis(2-chloroethoxy)methane	67.6		10	0.69

FORM I
GC/MS SEMI VOA ORGANICS ANALYSIS DATA SHEET

Lab Name: TestAmerica Edison | Job No.: 460-127124-1

SDG No.:

Client Sample ID: | Lab Sample ID: LCS 460-416046/2-A

Matrix: Water | Lab File ID: M237816.D

Analysis Method: 625 | Date Collected:

Extract. Method: 625 | Date Extracted: 01/23/2017 11:41

Sample wt/vol: 250(mL) | Date Analyzed: 01/26/2017 04:09

Con. Extract Vol.: 2(mL) | Dilution Factor: 1

Injection Volume: 5(uL) | Level: (low/med) Low

% Moisture: | GPC Cleanup:(Y/N) N

Analysis Batch No.: 416442 | Units: ug/L

CAS NO.	COMPOUND NAME	RESULT	Q	RL	MDL
111-44-4	Bis(2-chloroethyl)ether	71.0		1.0	0.12
117-81-7	Bis(2-ethylhexyl) phthalate	86.8		2.0	0.72
85-68-7	Butyl benzyl phthalate	93.0		10	0.60
86-74-8	Carbazole	78.5		10	0.85
218-01-9	Chrysene	94.0		2.0	0.67
53-70-3	Dibenz(a,h)anthracene	88.3		1.0	0.090
132-64-9	Dibenzofuran	74.6		10	0.85
84-66-2	Diethyl phthalate	74.5		10	1.0
131-11-3	Dimethyl phthalate	73.9		10	0.98
84-74-2	Di-n-butyl phthalate	70.9		10	0.82
117-84-0	Di-n-octyl phthalate	84.9		10	0.69
92-52-4	Diphenyl	74.5		10	0.63
206-44-0	Fluoranthene	73.2		10	0.72
86-73-7	Fluorene	76.3		10	0.80
118-74-1	Hexachlorobenzene	69.7		1.0	0.47
87-68-3	Hexachlorobutadiene	65.3		1.0	0.76
77-47-4	Hexachlorocyclopentadiene	57.0		10	0.61
67-72-1	Hexachloroethane	65.3		1.0	0.090
193-39-5	Indeno[1,2,3-cd]pyrene	89.4		1.0	0.21
78-59-1	Isophorone	50.6		10	0.67
91-20-3	Naphthalene	66.8		10	0.80
98-95-3	Nitrobenzene	65.6		1.0	0.49
621-64-7	N-Nitrosodi-n-propylamine	62.2		1.0	0.83
86-30-6	N-Nitrosodiphenylamine	78.9		10	0.74
87-86-5	Pentachlorophenol	152		20	2.2
85-01-8	Phenanthrene	71.6		10	0.65
108-95-2	Phenol	19.0		10	0.41
129-00-0	Pyrene	81.7		10	0.83

FORM I
GC/MS SEMI VOA ORGANICS ANALYSIS DATA SHEET

Lab Name: TestAmerica Edison
Job No.: 460-127124-1
SDG No.:
Client Sample ID:
Lab Sample ID: LCS 460-416046/2-A
Matrix: Water
Lab File ID: M237816.D
Analysis Method: 625
Date Collected:
Extract. Method: 625
Date Extracted: 01/23/2017 11:41
Sample wt/vol: 250(mL)
Date Analyzed: 01/26/2017 04:09
Con. Extract Vol.: 2(mL)
Dilution Factor: 1
Injection Volume: 5(uL)
Level: (low/med) Low
% Moisture:
GPC Cleanup:(Y/N) N
Analysis Batch No.: 416442
Units: ug/L

CAS NO.	SURROGATE	%REC	Q	LIMITS
118-79-6	2,4,6-Tribromophenol	86		14-149
321-60-8	2-Fluorobiphenyl	100		44-129
367-12-4	2-Fluorophenol	38		10-76
4165-60-0	Nitrobenzene-d5	82		49-125
4165-62-2	Phenol-d5	22		10-150
1718-51-0	Terphenyl-d14	102		28-150

TestAmerica Edison
Target Compound Quantitation Report

Data File: \\ChromNA\Edison\ChromData\CBNAMS6\20170125-50828.b\M237816.D
Lims ID: LCS 460-416046/2-A
Client ID:
Sample Type: LCS
Inject. Date: 26-Jan-2017 04:09:30 ALS Bottle#: 23 Worklist Smp#: 23
Injection Vol: 5.0 ul Dil. Factor: 1.0000
Sample Info: 460-0050828-023
Operator ID: Instrument ID: CBNAMS6

Method: \\ChromNA\Edison\ChromData\CBNAMS6\20170125-50828.b\8270LVI_R6.m
Limit Group: SV 625 ICAL
Last Update: 26-Jan-2017 12:18:19 Calib Date: 25-Jan-2017 18:49:30
Integrator: RTE ID Type: Deconvolution ID
Quant Method: Internal Standard Quant By: Initial Calibration
Last ICal File: \\ChromNA\Edison\ChromData\CBNAMS6\20170125-50828.b\M237802.D

Column 1 : Rtxi-5Sil MS (0.25 mm) Det: MS SCAN
Process Host: XAWRK014

First Level Reviewer: bayoumiw Date: 26-Jan-2017 12:18:19

Compound	Sig	RT (min.)	Adj RT (min.)	Dlt RT (min.)	Q	Response	Cal Amt ug/ml	OnCol Amt ug/ml	Flags
1 1,4-Dioxane	88	1.569	1.583	-0.014	73	119054	10.0	3.84	
2 N-Nitrosodimethylamine	74	1.805	1.817	-0.012	50	285299	10.0	4.46	
3 Pyridine	79	1.829	1.850	-0.021	58	371080	10.0	4.85	
$ 4 2-Fluorophenol	112	2.980	2.984	-0.004	61	270769	10.0	3.83	
$ 6 Phenol-d5	99	3.918	3.929	-0.011	65	244641	10.0	2.16	
7 Phenol	94	3.934	3.946	-0.012	55	304763	10.0	2.38	
8 Aniline	93	3.934	3.946	-0.012	85	839713	10.0	6.26	
9 Bis(2-chloroethyl)ether	93	4.007	4.011	-0.004	81	804869	10.0	8.88	
10 Benzonitrile	103	4.015	4.027	-0.012	85	1480943	10.0	8.68	
11 2-Chlorophenol	128	4.064	4.068	-0.004	61	467935	10.0	6.19	
12 n-Decane	43	4.121	4.116	0.005	83	968908	10.0	6.91	
13 1,3-Dichlorobenzene	146	4.209	4.212	-0.003	77	795493	10.0	8.47	
* 14 1,4-Dichlorobenzene-d4	152	4.266	4.260	0.006	85	579825	8.00	8.00	
15 1,4-Dichlorobenzene	146	4.282	4.286	-0.004	74	777863	10.0	7.94	
17 Benzyl alcohol	108	4.420	4.423	-0.003	75	304190	10.0	5.52	
18 1,2-Dichlorobenzene	146	4.436	4.439	-0.003	75	774954	10.0	8.48	
19 2-Methylphenol	108	4.550	4.553	-0.003	63	455466	10.0	5.66	
20 2,2'-oxybis[1-chloropropan	45	4.558	4.553	0.005	76	1387255	10.0	7.78	
23 N-Methylaniline	106	4.680	4.675	0.005	81	1285209	10.0	8.67	
24 Acetophenone	105	4.688	4.691	-0.003	94	1499288	10.0	8.25	
25 N-Nitrosodi-n-propylamine	70	4.697	4.699	-0.002	95	1001350	10.0	7.78	
26 3 & 4 Methylphenol	108	4.705	4.707	-0.002	68	376184	NC	NC	
21 4-Methylphenol	108	4.705	4.707	-0.002	1	383432	10.0	4.59	
27 Hexachloroethane	117	4.778	4.781	-0.003	83	500143	10.0	8.16	
$ 28 Nitrobenzene-d5	82	4.835	4.838	-0.003	96	1518992	10.0	8.17	
29 Nitrobenzene	77	4.860	4.854	0.006	77	2015739	10.0	8.20	
30 n,n'-Dimethylaniline	120	4.860	4.863	-0.003	73	1228009	10.0	9.43	
31 Isophorone	82	5.102	5.106	-0.004	91	1905307	10.0	6.33	
32 2-Nitrophenol	139	5.175	5.179	-0.004	40	386975	10.0	8.15	
33 2,4-Dimethylphenol	122	5.241	5.243	-0.002	71	531778	10.0	7.47	
34 Bis(2-chloroethoxy)methane	93	5.330	5.325	0.005	83	1021679	10.0	8.45	
35 Benzoic acid	122	5.330	5.413	-0.083	31	70742	10.0	2.08	

Compound	Sig	RT (min.)	Adj RT (min.)	Dlt RT (min.)	Q	Response	Cal Amt ug/ml	OnCol Amt ug/ml	Flags
36 2,4-Dichlorophenol	162	5.427	5.429	-0.002	76	717545	10.0	7.79	
37 1,2,4-Trichlorobenzene	180	5.509	5.503	0.006	89	1001653	10.0	8.88	
* 38 Naphthalene-d8	136	5.558	5.548	0.010	95	1833505	8.00	8.00	
39 Naphthalene	128	5.583	5.576	0.007	92	1707274	10.0	8.34	
40 4-Chloroaniline	127	5.648	5.650	-0.002	80	759345	10.0	7.84	M
41 Hexachlorobutadiene	225	5.722	5.716	0.006	94	969145	10.0	8.16	
44 4-Chloro-3-methylphenol	107	6.149	6.147	0.002	83	814615	10.0	7.08	
45 2-Methylnaphthalene	142	6.280	6.275	0.005	81	1483041	10.0	8.92	
46 1-Methylnaphthalene	142	6.378	6.373	0.005	91	1379498	10.0	8.81	
47 Hexachlorocyclopentadiene	237	6.450	6.446	0.004	96	847332	10.0	7.13	
48 1,2,4,5-Tetrachlorobenzene	216	6.450	6.453	-0.003	93	1285907	10.0	8.69	
49 2-tertbutyl-4-methylphenol	149	6.499	6.502	-0.004	79	1367002	NC	NC	
50 2,4,6-Trichlorophenol	196	6.572	6.568	0.004	85	677598	10.0	10.8	
51 2,4,5-Trichlorophenol	196	6.612	6.609	0.003	88	748642	10.0	10.1	
$ 52 2-Fluorobiphenyl	172	6.653	6.650	0.003	94	1902279	10.0	10.0	
53 1,1'-Biphenyl	154	6.750	6.745	0.005	96	1850734	10.0	9.31	
54 2-Chloronaphthalene	162	6.766	6.761	0.005	93	1504808	10.0	9.96	
55 Phenyl ether	170	6.856	6.851	0.005	86	1150282	10.0	9.90	
57 2-Nitroaniline	65	6.872	6.875	-0.003	79	1085839	10.0	9.18	
58 1,3-Dimethylnaphthalene	156	6.986	6.980	0.006	85	1202544	10.0	10.5	
59 Dimethyl phthalate	163	7.068	7.070	-0.002	94	1869078	10.0	9.24	
60 Coumarin	146	7.076	7.078	-0.002	68	498050	10.0	8.16	
61 2,6-Dinitrotoluene	165	7.117	7.119	-0.002	71	414199	10.0	10.5	
62 Acenaphthylene	152	7.174	7.177	-0.003	95	1816645	10.0	9.48	
63 3-Nitroaniline	138	7.287	7.291	-0.004	77	302582	10.0	9.12	
* 64 Acenaphthene-d10	164	7.320	7.306	0.014	93	1057094	8.00	8.00	
65 3,5-di-tert-butyl-4-hydrox	205	7.353	7.348	0.005	96	2037329	NC	NC	
66 Acenaphthene	154	7.353	7.348	0.005	82	1544316	10.0	8.50	M
67 2,4-Dinitrophenol	184	7.385	7.390	-0.005	80	561751	20.0	18.5	
69 4-Nitrophenol	65	7.474	7.480	-0.006	76	340290	20.0	4.87	
70 2,4-Dinitrotoluene	165	7.515	7.520	-0.005	73	625096	10.0	9.59	
71 Dibenzofuran	168	7.523	7.520	0.003	88	2081931	10.0	9.33	
72 2,3,4,6-Tetrachlorophenol	232	7.652	7.651	0.001	93	787182	10.0	9.56	
73 Diethyl phthalate	149	7.766	7.766	0.000	94	2005145	10.0	9.32	
75 Fluorene	166	7.856	7.854	0.002	93	1773044	10.0	9.53	
74 4-Chlorophenyl phenyl ethe	204	7.863	7.862	0.001	87	1201624	10.0	9.97	
76 4-Nitroaniline	138	7.896	7.903	-0.007	77	321297	10.0	10.2	
77 4,6-Dinitro-2-methylphenol	198	7.921	7.927	-0.006	71	859669	20.0	18.7	
78 N-Nitrosodiphenylamine	169	7.978	7.985	-0.007	76	1198463	10.0	9.87	
79 1,2-Diphenylhydrazine	77	8.018	8.017	0.001	89	2201649	10.0	8.25	
$ 80 2,4,6-Tribromophenol	330	8.099	8.099	0.000	91	819893	10.0	8.61	
81 4-Bromophenyl phenyl ether	248	8.342	8.342	0.000	92	946594	10.0	8.84	
82 Hexachlorobenzene	284	8.400	8.399	0.001	93	1306048	10.0	8.71	
84 Pentachlorophenol	266	8.602	8.601	0.001	93	1581458	20.0	18.9	
85 Pentachloronitrobenzene	237	8.617	8.616	0.001	92	529620	NC	NC	
86 n-Octadecane	57	8.689	8.690	-0.001	90	1183367	10.0	8.44	
* 87 Phenanthrene-d10	188	8.778	8.766	0.012	96	1869664	8.00	8.00	
88 Phenanthrene	178	8.802	8.803	-0.001	96	2074469	10.0	8.95	
89 Anthracene	178	8.849	8.852	-0.003	96	2213719	10.0	9.18	
90 Carbazole	167	9.012	9.014	-0.002	98	2047713	10.0	9.81	
91 Di-n-butyl phthalate	149	9.363	9.362	0.001	97	2876890	10.0	8.86	
92 Fluoranthene	202	9.963	9.964	-0.001	95	2848354	10.0	9.14	

Compound	Sig	RT (min.)	Adj RT (min.)	Dlt RT (min.)	Q	Response	Cal Amt ug/ml	OnCol Amt ug/ml	Flags
93 Benzidine	184	10.100	10.094	0.006	97	806359	10.0	6.57	
94 Pyrene	202	10.181	10.183	-0.002	95	2939021	10.0	10.2	
95 Bisphenol-A	213	10.269	10.240	0.029	0	522242	NC	NC	
$ 96 Terphenyl-d14	244	10.340	10.344	-0.004	97	2957424	10.0	10.2	
97 Butyl benzyl phthalate	149	10.858	10.858	0.000	96	1689836	10.0	11.6	
99 Carbamazepine	193	10.980	10.979	0.001	86	1423875	10.0	13.3	
100 3,3'-Dichlorobenzidine	252	11.466	11.464	0.002	96	1809163	10.0	11.2	
101 Benzo[a]anthracene	228	11.481	11.480	0.001	95	3688560	10.0	10.3	
* 102 Chrysene-d12	240	11.496	11.485	0.011	96	2836665	8.00	8.00	
104 Chrysene	228	11.527	11.525	0.002	97	3452193	10.0	11.8	
103 Bis(2-ethylhexyl) phthalat	149	11.535	11.533	0.002	90	2043071	10.0	10.9	
105 Di-n-octyl phthalate	149	12.377	12.370	0.007	96	3483964	10.0	10.6	
106 Benzo[b]fluoranthene	252	12.855	12.849	0.006	94	4443071	10.0	10.3	
107 Benzo[k]fluoranthene	252	12.895	12.888	0.007	93	4242366	10.0	10.4	M
108 Benzo[a]pyrene	252	13.291	13.280	0.011	95	4199198	10.0	10.5	
* 109 Perylene-d12	264	13.369	13.352	0.017	96	3224782	8.00	8.00	
110 Indeno[1,2,3-cd]pyrene	276	14.820	14.808	0.012	93	4459047	10.0	11.2	
111 Dibenz(a,h)anthracene	278	14.859	14.846	0.013	97	4325440	10.0	11.0	
112 Benzo[g,h,i]perylene	276	15.216	15.206	0.010	91	4430551	10.0	10.7	

QC Flag Legend

Processing Flags

NC - Not Calibrated

Review Flags

M - Manually Integrated

Reagents:

SM_ISTD_LVI_00157 Amount Added: 20.00 Units: uL Run Reagent

Report Date: 26-Jan-2017 12:18:21 Chrom Revision: 2.2 10-Jan-2017 11:26:10

TestAmerica Edison

Data File: \\ChromNA\Edison\ChromData\CBNAMS6\20170125-50828.b\M237816.D

Injection Date: 26-Jan-2017 04:09:30 Instrument ID: CBNAMS6 Operator ID:

Lims ID: LCS 460-416046/2-A Worklist Smp#: 23

Client ID:

Injection Vol: 5.0 ul Dil. Factor: 1.0000 ALS Bottle#: 23

Method: 8270LVI_R6 Limit Group: SV 625 ICAL

Column: Rtxi-5Sil MS (0.25 mm)

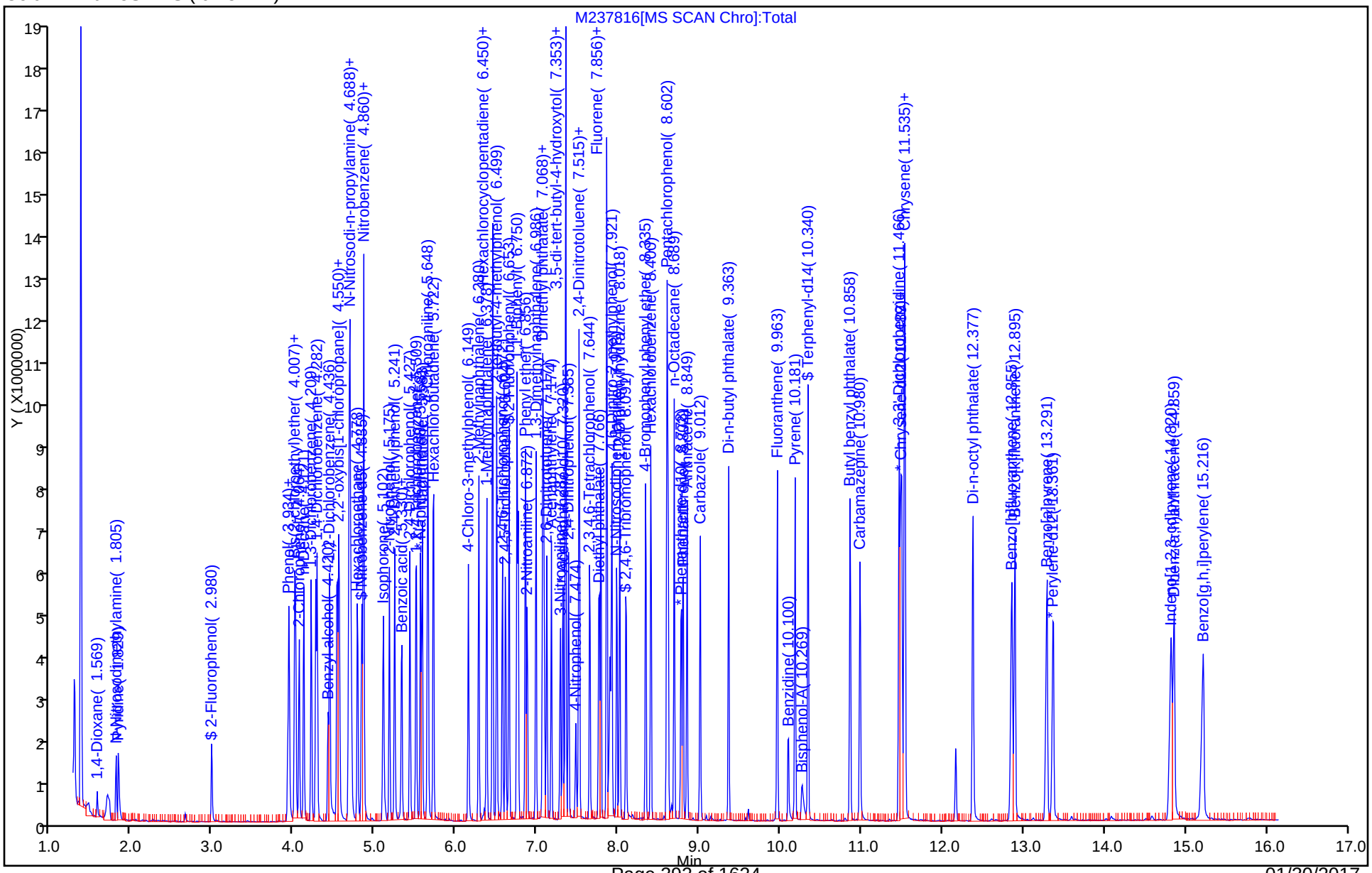

Manual Integration/User Assign Peak Report

TestAmerica Edison

Data File:	\\ChromNA\Edison\ChromData\CBNAMS6\20170125-50828.b\M237816.D				
Injection Date:	26-Jan-2017 04:09:30	Instrument ID:	CBNAMS6		
Lims ID:	LCS 460-416046/2-A				
Client ID:					
Operator ID:		ALS Bottle#:	23	Worklist Smp#:	23
Injection Vol:	5.0 ul	Dil. Factor:	1.0000		
Method:	8270LVI_R6	Limit Group:	SV 625 ICAL		
Column:	Rtxi-5Sil MS (0.25 mm)	Detector	MS SCAN		

40 4-Chloroaniline, CAS: 106-47-8

Signal: 1

Processing Integration Results

RT: 5.65
Area: 1046822
Amount: 10.801976
Amount Units: ug/ml

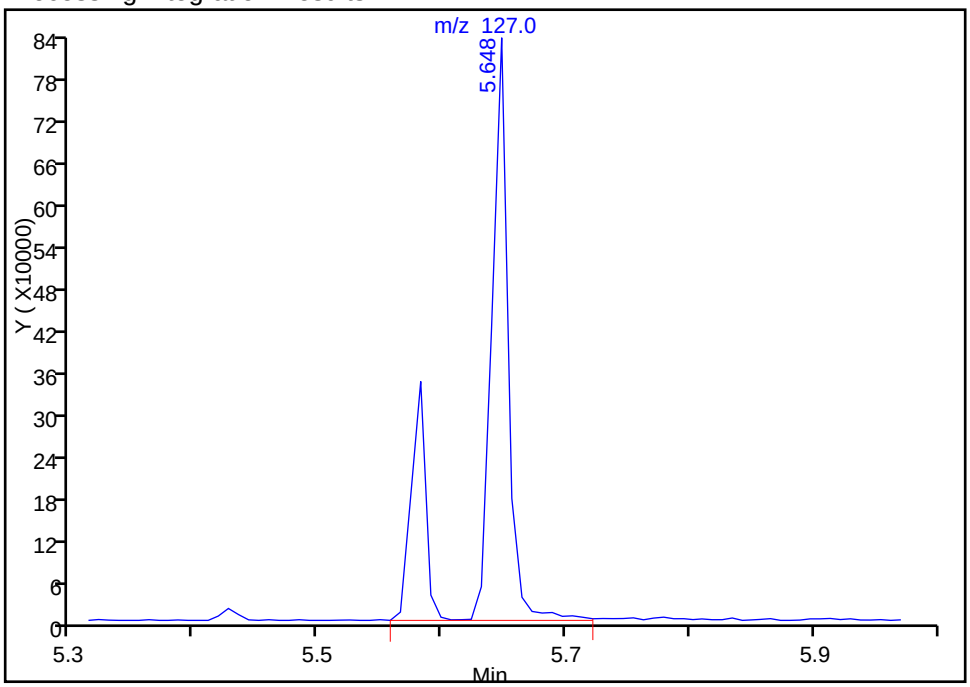

Manual Integration Results

RT: 5.65
Area: 759345
Amount: 7.835550
Amount Units: ug/ml

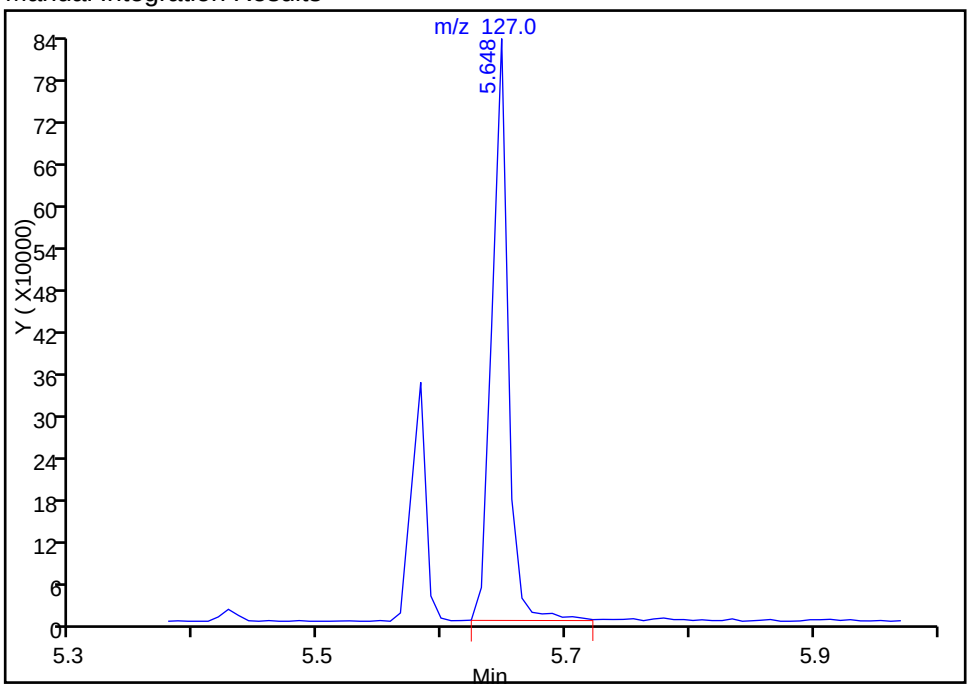

Reviewer: croccom, 26-Jan-2017 10:10:18

Audit Action: Manually Integrated Audit Reason: Shouldering

Manual Integration/User Assign Peak Report

TestAmerica Edison

Data File:	\\ChromNA\Edison\ChromData\CBNAMS6\20170125-50828.b\M237816.D				
Injection Date:	26-Jan-2017 04:09:30	Instrument ID:	CBNAMS6		
Lims ID:	LCS 460-416046/2-A				
Client ID:					
Operator ID:		ALS Bottle#:	23	Worklist Smp#:	23
Injection Vol:	5.0 ul	Dil. Factor:	1.0000		
Method:	8270LVI_R6	Limit Group:	SV 625 ICAL		
Column:	Rtxi-5Sil MS (0.25 mm)	Detector	MS SCAN		

66 Acenaphthene, CAS: 83-32-9

Signal: 1

Processing Integration Results

RT: 7.35
Area: 2059834
Amount: 11.343216
Amount Units: ug/ml

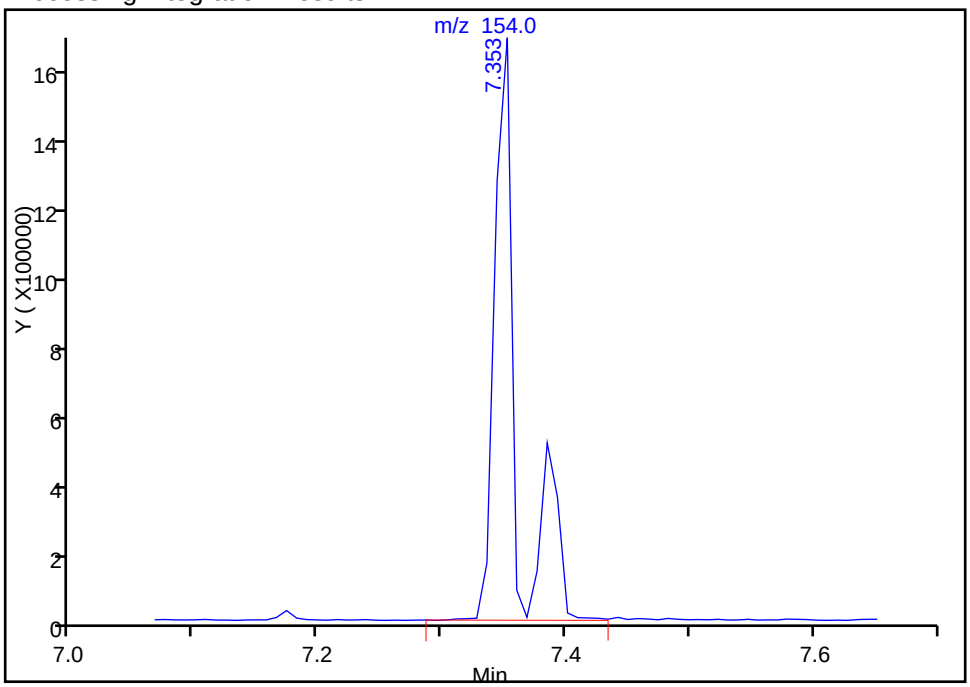

Manual Integration Results

RT: 7.35
Area: 1544316
Amount: 8.504331
Amount Units: ug/ml

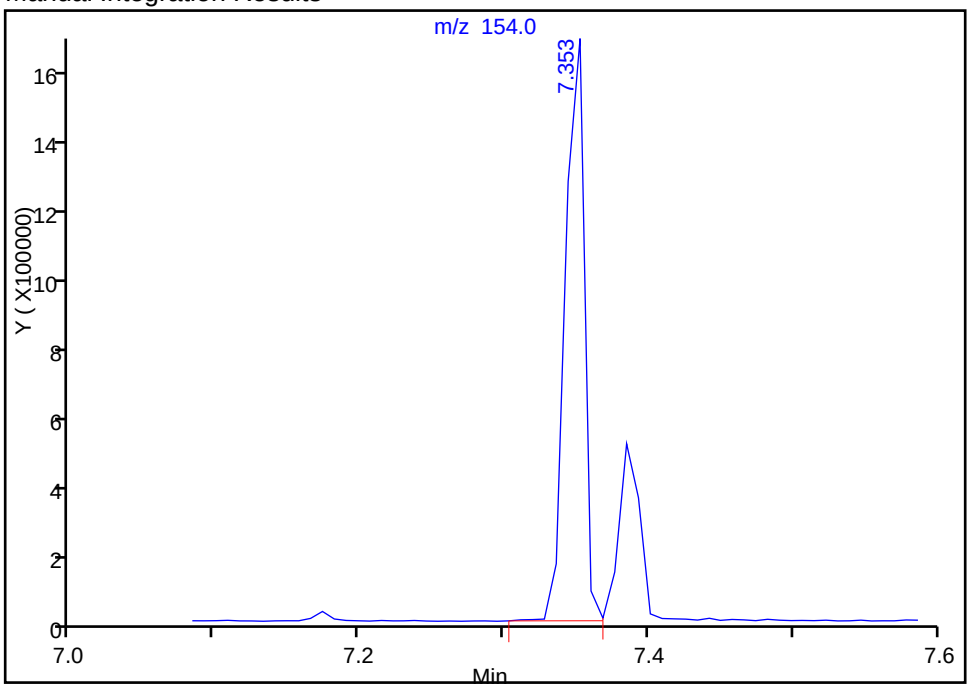

Reviewer: croccom, 26-Jan-2017 10:13:29

Audit Action: Manually Integrated Audit Reason: Shouldering

Manual Integration/User Assign Peak Report

TestAmerica Edison

Data File:	\\ChromNA\Edison\ChromData\CBNAMS6\20170125-50828.b\M237816.D				
Injection Date:	26-Jan-2017 04:09:30	Instrument ID:	CBNAMS6		
Lims ID:	LCS 460-416046/2-A				
Client ID:					
Operator ID:		ALS Bottle#:	23	Worklist Smp#:	23
Injection Vol:	5.0 ul	Dil. Factor:	1.0000		
Method:	8270LVI_R6	Limit Group:	SV 625 ICAL		
Column:	Rtxi-5Sil MS (0.25 mm)	Detector	MS SCAN		

107 Benzo[k]fluoranthene, CAS: 207-08-9

Signal: 1

Processing Integration Results

RT: 12.89
Area: 3960395
Amount: 9.733391
Amount Units: ug/ml

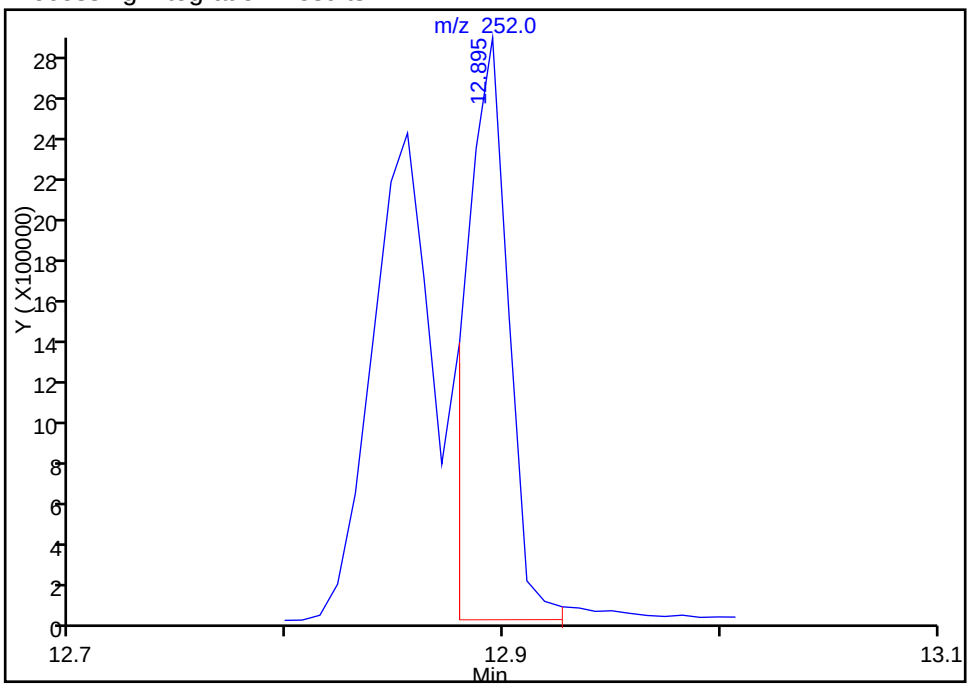

Manual Integration Results

RT: 12.89
Area: 4242366
Amount: 10.426386
Amount Units: ug/ml

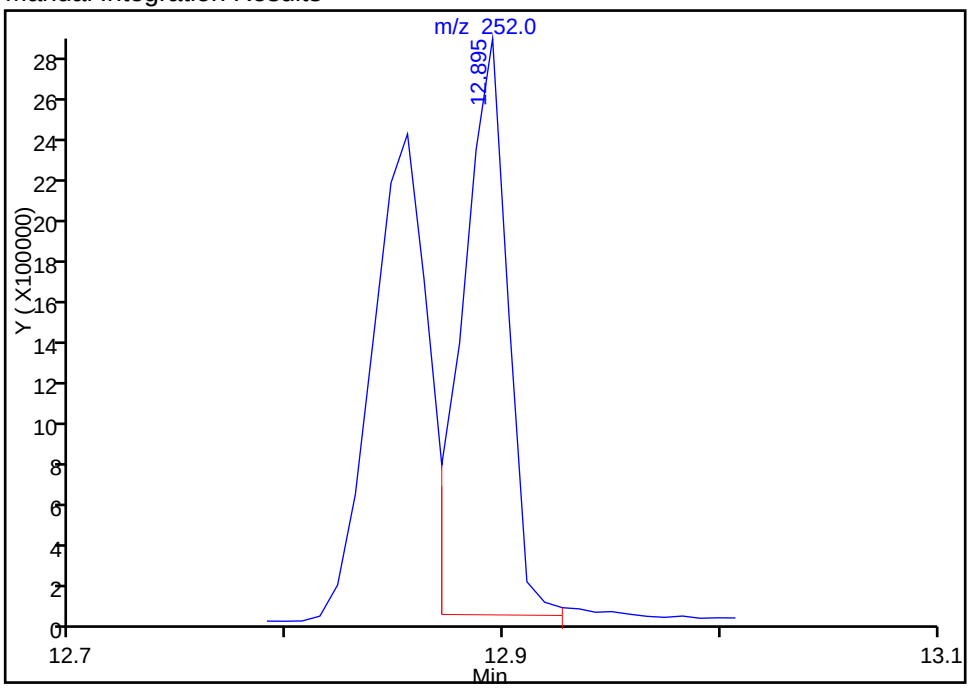

Reviewer: croccom, 26-Jan-2017 10:11:54

Audit Action: Manually Integrated Audit Reason: Shouldering

FORM I
GC/MS SEMI VOA ORGANICS ANALYSIS DATA SHEET

Lab Name: TestAmerica Edison
Job No.: 460-127124-1
SDG No.:
Client Sample ID:
Lab Sample ID: LCS 460-416046/4-A
Matrix: Water
Lab File ID: M237818.D
Analysis Method: 625
Date Collected:
Extract. Method: 625
Date Extracted: 01/23/2017 11:41
Sample wt/vol: 250(mL)
Date Analyzed: 01/26/2017 04:50
Con. Extract Vol.: 2(mL)
Dilution Factor: 1
Injection Volume: 5(uL)
Level: (low/med) Low
% Moisture:
GPC Cleanup:(Y/N) N
Analysis Batch No.: 416442
Units: ug/L

CAS NO.	COMPOUND NAME	RESULT	Q	RL	MDL
1912-24-9	Atrazine	126		2.0	0.77
100-52-7	Benzaldehyde	151		10	0.86
105-60-2	Caprolactam	28.6		10	1.1

CAS NO.	SURROGATE	%REC	Q	LIMITS
118-79-6	2,4,6-Tribromophenol	89		14-149
321-60-8	2-Fluorobiphenyl	106		44-129
367-12-4	2-Fluorophenol	36		10-76
4165-60-0	Nitrobenzene-d5	88		49-125
4165-62-2	Phenol-d5	24		10-150
1718-51-0	Terphenyl-d14	117		28-150

TestAmerica Edison
Target Compound Quantitation Report

Data File: \\ChromNA\Edison\ChromData\CBNAMS6\20170125-50828.b\M237818.D
Lims ID: LCS 460-416046/4-A
Client ID:
Sample Type: LCS
Inject. Date: 26-Jan-2017 04:50:30 ALS Bottle#: 25 Worklist Smp#: 25
Injection Vol: 5.0 ul Dil. Factor: 1.0000
Sample Info: 460-0050828-025
Operator ID: Instrument ID: CBNAMS6

Method: \\ChromNA\Edison\ChromData\CBNAMS6\20170125-50828.b\8270LVI_R6.m
Limit Group: SV 625 ICAL
Last Update: 26-Jan-2017 12:19:17 Calib Date: 25-Jan-2017 18:49:30
Integrator: RTE ID Type: Deconvolution ID
Quant Method: Internal Standard Quant By: Initial Calibration
Last ICal File: \\ChromNA\Edison\ChromData\CBNAMS6\20170125-50828.b\M237802.D

Column 1 : Rtxi-5Sil MS (0.25 mm) Det: MS SCAN
Process Host: XAWRK014

First Level Reviewer: bayoumiw Date: 26-Jan-2017 12:19:17

Compound	Sig	RT (min.)	Adj RT (min.)	Dlt RT (min.)	Q	Response	Cal Amt ug/ml	OnCol Amt ug/ml	Flags
$ 4 2-Fluorophenol	112	2.982	2.984	-0.002	59	239746	10.0	3.55	
5 Benzaldehyde	77	3.826	3.823	0.003	77	2035718	20.0	18.8	
$ 6 Phenol-d5	99	3.915	3.929	-0.014	64	260670	10.0	2.41	
* 14 1,4-Dichlorobenzene-d4	152	4.263	4.260	0.003	87	552872	8.00	8.00	
$ 28 Nitrobenzene-d5	82	4.829	4.838	-0.009	96	1689430	10.0	8.82	
* 38 Naphthalene-d8	136	5.559	5.548	0.011	94	1889414	8.00	8.00	
42 Caprolactam	113	5.965	5.986	-0.021	69	104471	20.0	3.57	
$ 52 2-Fluorobiphenyl	172	6.646	6.650	-0.004	95	2421093	10.0	10.6	
* 64 Acenaphthene-d10	164	7.311	7.306	0.005	93	1271126	8.00	8.00	
$ 80 2,4,6-Tribromophenol	330	8.089	8.099	-0.010	93	1017491	10.0	8.88	
83 Atrazine	200	8.518	8.513	0.005	87	1457587	20.0	15.8	
* 87 Phenanthrene-d10	188	8.770	8.766	0.004	96	2522124	8.00	8.00	
$ 96 Terphenyl-d14	244	10.340	10.344	-0.004	97	3384703	10.0	11.7	
* 102 Chrysene-d12	240	11.486	11.485	0.001	96	2828458	8.00	8.00	
* 109 Perylene-d12	264	13.358	13.352	0.006	96	3494154	8.00	8.00	

Reagents:

SM_ISTD_LVI_00157 Amount Added: 20.00 Units: uL Run Reagent

Report Date: 26-Jan-2017 12:19:18 Chrom Revision: 2.2 10-Jan-2017 11:26:10

TestAmerica Edison

Data File: \\ChromNA\Edison\ChromData\CBNAMS6\20170125-50828.b\M237818.D

Injection Date: 26-Jan-2017 04:50:30 Instrument ID: CBNAMS6 Operator ID:

Lims ID: LCS 460-416046/4-A Worklist Smp#: 25

Client ID:

Injection Vol: 5.0 ul Dil. Factor: 1.0000 ALS Bottle#: 25

Method: 8270LVI_R6 Limit Group: SV 625 ICAL

Column: Rtxi-5Sil MS (0.25 mm)

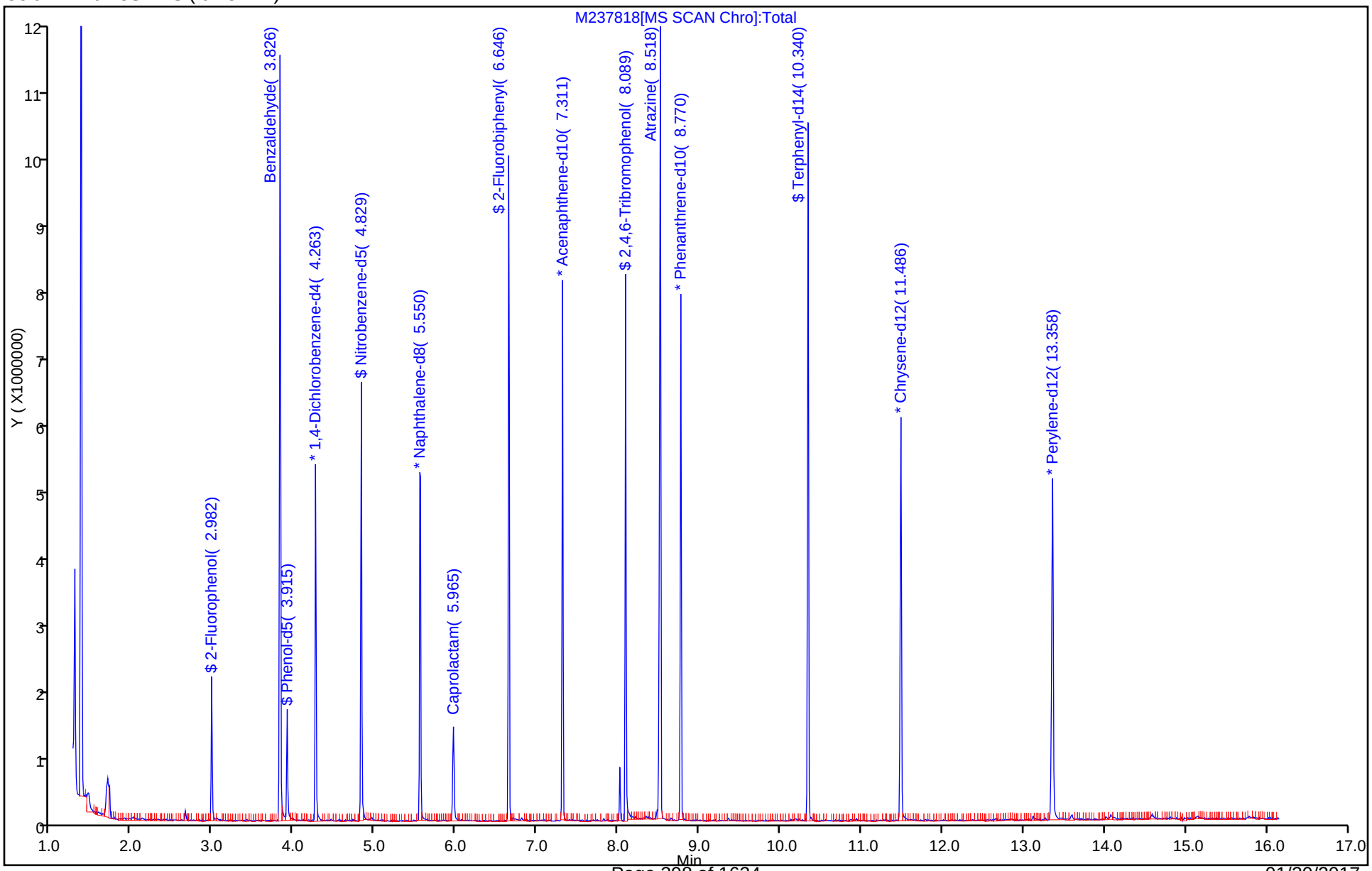

FORM I
GC/MS SEMI VOA ORGANICS ANALYSIS DATA SHEET

Lab Name: TestAmerica Edison | Job No.: 460-127124-1
SDG No.:
Client Sample ID: | Lab Sample ID: LCSD 460-416046/3-A
Matrix: Water | Lab File ID: M237817.D
Analysis Method: 625 | Date Collected:
Extract. Method: 625 | Date Extracted: 01/23/2017 11:41
Sample wt/vol: 250(mL) | Date Analyzed: 01/26/2017 04:29
Con. Extract Vol.: 2(mL) | Dilution Factor: 1
Injection Volume: 5(uL) | Level: (low/med) Low
% Moisture: | GPC Cleanup:(Y/N) N
Analysis Batch No.: 416442 | Units: ug/L

CAS NO.	COMPOUND NAME	RESULT	Q	RL	MDL
108-60-1	2,2'-oxybis[1-chloropropane]	64.4		10	0.93
95-95-4	2,4,5-Trichlorophenol	70.2		10	0.49
88-06-2	2,4,6-Trichlorophenol	83.0		10	0.53
120-83-2	2,4-Dichlorophenol	62.0		10	0.63
105-67-9	2,4-Dimethylphenol	61.9		10	0.91
51-28-5	2,4-Dinitrophenol	159		20	2.4
121-14-2	2,4-Dinitrotoluene	82.1		2.0	1.0
606-20-2	2,6-Dinitrotoluene	86.7		2.0	0.88
91-58-7	2-Chloronaphthalene	75.6		10	0.61
95-57-8	2-Chlorophenol	57.6		10	0.74
91-57-6	2-Methylnaphthalene	68.8		10	0.88
95-48-7	2-Methylphenol	41.7		10	1.3
88-74-4	2-Nitroaniline	73.2		10	0.65
88-75-5	2-Nitrophenol	72.3		10	0.59
91-94-1	3,3'-Dichlorobenzidine	84.1		10	1.0
99-09-2	3-Nitroaniline	82.5		10	0.82
534-52-1	4,6-Dinitro-2-methylphenol	155		20	2.0
101-55-3	4-Bromophenyl phenyl ether	67.9		10	1.0
59-50-7	4-Chloro-3-methylphenol	56.0		10	0.76
106-47-8	4-Chloroaniline	70.4		10	0.73
7005-72-3	4-Chlorophenyl phenyl ether	76.9		10	0.96
106-44-5	4-Methylphenol	34.8		10	0.87
100-01-6	4-Nitroaniline	89.7		10	0.48
100-02-7	4-Nitrophenol	34.4		20	4.7
83-32-9	Acenaphthene	65.9		10	0.88
208-96-8	Acenaphthylene	76.0		10	0.65
98-86-2	Acetophenone	67.1		10	1.0
120-12-7	Anthracene	71.3		10	0.57
56-55-3	Benzo[a]anthracene	79.5		1.0	0.55
50-32-8	Benzo[a]pyrene	78.2		1.0	0.16
205-99-2	Benzo[b]fluoranthene	75.2		1.0	0.44
191-24-2	Benzo[g,h,i]perylene	79.8		10	0.75
207-08-9	Benzo[k]fluoranthene	84.1		1.0	0.18
111-91-1	Bis(2-chloroethoxy)methane	68.2		10	0.69

FORM I
GC/MS SEMI VOA ORGANICS ANALYSIS DATA SHEET

Lab Name: TestAmerica Edison
Job No.: 460-127124-1
SDG No.:
Client Sample ID:
Lab Sample ID: LCSD 460-416046/3-A
Matrix: Water
Lab File ID: M237817.D
Analysis Method: 625
Date Collected:
Extract. Method: 625
Date Extracted: 01/23/2017 11:41
Sample wt/vol: 250(mL)
Date Analyzed: 01/26/2017 04:29
Con. Extract Vol.: 2(mL)
Dilution Factor: 1
Injection Volume: 5(uL)
Level: (low/med) Low
% Moisture:
GPC Cleanup:(Y/N) N
Analysis Batch No.: 416442
Units: ug/L

CAS NO.	COMPOUND NAME	RESULT	Q	RL	MDL
111-44-4	Bis(2-chloroethyl)ether	75.1		1.0	0.12
117-81-7	Bis(2-ethylhexyl) phthalate	89.3		2.0	0.72
85-68-7	Butyl benzyl phthalate	96.3		10	0.60
86-74-8	Carbazole	73.8		10	0.85
218-01-9	Chrysene	93.0		2.0	0.67
53-70-3	Dibenz(a,h)anthracene	84.8		1.0	0.090
132-64-9	Dibenzofuran	76.3		10	0.85
84-66-2	Diethyl phthalate	76.0		10	1.0
131-11-3	Dimethyl phthalate	75.7		10	0.98
84-74-2	Di-n-butyl phthalate	62.9		10	0.82
117-84-0	Di-n-octyl phthalate	84.0		10	0.69
92-52-4	Diphenyl	71.2		10	0.63
206-44-0	Fluoranthene	63.2		10	0.72
86-73-7	Fluorene	82.5		10	0.80
118-74-1	Hexachlorobenzene	65.7		1.0	0.47
87-68-3	Hexachlorobutadiene	60.8		1.0	0.76
77-47-4	Hexachlorocyclopentadiene	55.4		10	0.61
67-72-1	Hexachloroethane	70.7		1.0	0.090
193-39-5	Indeno[1,2,3-cd]pyrene	84.4		1.0	0.21
78-59-1	Isophorone	50.9		10	0.67
91-20-3	Naphthalene	69.2		10	0.80
98-95-3	Nitrobenzene	66.9		1.0	0.49
621-64-7	N-Nitrosodi-n-propylamine	64.4		1.0	0.83
86-30-6	N-Nitrosodiphenylamine	73.7		10	0.74
87-86-5	Pentachlorophenol	134		20	2.2
85-01-8	Phenanthrene	69.5		10	0.65
108-95-2	Phenol	18.9		10	0.41
129-00-0	Pyrene	93.6		10	0.83

FORM I
GC/MS SEMI VOA ORGANICS ANALYSIS DATA SHEET

Lab Name: TestAmerica Edison
Job No.: 460-127124-1
SDG No.:
Client Sample ID:
Lab Sample ID: LCSD 460-416046/3-A
Matrix: Water
Lab File ID: M237817.D
Analysis Method: 625
Date Collected:
Extract. Method: 625
Date Extracted: 01/23/2017 11:41
Sample wt/vol: 250(mL)
Date Analyzed: 01/26/2017 04:29
Con. Extract Vol.: 2(mL)
Dilution Factor: 1
Injection Volume: 5(uL)
Level: (low/med) Low
% Moisture:
GPC Cleanup:(Y/N) N
Analysis Batch No.: 416442
Units: ug/L

CAS NO.	SURROGATE	%REC	Q	LIMITS
118-79-6	2,4,6-Tribromophenol	95		14-149
321-60-8	2-Fluorobiphenyl	100		44-129
367-12-4	2-Fluorophenol	32		10-76
4165-60-0	Nitrobenzene-d5	82		49-125
4165-62-2	Phenol-d5	20		10-150
1718-51-0	Terphenyl-d14	110		28-150

TestAmerica Edison
Target Compound Quantitation Report

Data File: \\ChromNA\Edison\ChromData\CBNAMS6\20170125-50828.b\M237817.D
Lims ID: LCSD 460-416046/3-A
Client ID:
Sample Type: LCSD
Inject. Date: 26-Jan-2017 04:29:30 ALS Bottle#: 24 Worklist Smp#: 24
Injection Vol: 5.0 ul Dil. Factor: 1.0000
Sample Info: 460-0050828-024
Operator ID: Instrument ID: CBNAMS6

Method: \\ChromNA\Edison\ChromData\CBNAMS6\20170125-50828.b\8270LVI_R6.m
Limit Group: SV 625 ICAL
Last Update: 26-Jan-2017 12:18:56 Calib Date: 25-Jan-2017 18:49:30
Integrator: RTE ID Type: Deconvolution ID
Quant Method: Internal Standard Quant By: Initial Calibration
Last ICal File: \\ChromNA\Edison\ChromData\CBNAMS6\20170125-50828.b\M237802.D

Column 1 : Rtxi-5Sil MS (0.25 mm) Det: MS SCAN
Process Host: XAWRK014

First Level Reviewer: bayoumiw Date: 26-Jan-2017 12:18:56

Compound	Sig	RT (min.)	Adj RT (min.)	Dlt RT (min.)	Q	Response	Cal Amt ug/ml	OnCol Amt ug/ml	Flags
1 1,4-Dioxane	88	1.579	1.583	-0.004	85	151443	10.0	4.25	
2 N-Nitrosodimethylamine	74	1.813	1.817	-0.004	48	306695	10.0	4.17	
3 Pyridine	79	1.845	1.850	-0.005	64	455070	10.0	5.18	
$ 4 2-Fluorophenol	112	2.987	2.984	0.003	59	260638	10.0	3.21	
$ 6 Phenol-d5	99	3.920	3.929	-0.009	62	254254	10.0	1.95	
7 Phenol	94	3.936	3.946	-0.010	45	347243	10.0	2.36	
8 Aniline	93	3.936	3.946	-0.010	62	1101723	10.0	7.15	
9 Bis(2-chloroethyl)ether	93	4.009	4.011	-0.002	82	978100	10.0	9.39	
10 Benzonitrile	103	4.018	4.027	-0.009	82	1836207	10.0	9.37	
11 2-Chlorophenol	128	4.067	4.068	-0.001	70	624669	10.0	7.19	
12 n-Decane	43	4.116	4.116	0.000	84	1158872	10.0	7.19	
13 1,3-Dichlorobenzene	146	4.213	4.212	0.001	77	915051	10.0	8.48	
* 14 1,4-Dichlorobenzene-d4	152	4.269	4.260	0.009	84	666163	8.00	8.00	
15 1,4-Dichlorobenzene	146	4.285	4.286	-0.001	75	970740	10.0	8.62	
17 Benzyl alcohol	108	4.424	4.423	0.001	75	395283	10.0	6.25	
18 1,2-Dichlorobenzene	146	4.440	4.439	0.001	78	967544	10.0	9.22	
19 2-Methylphenol	108	4.546	4.553	-0.007	80	481375	10.0	5.21	
20 2,2'-oxybis[1-chloropropan	45	4.554	4.553	0.001	78	1648808	10.0	8.05	
23 N-Methylaniline	106	4.676	4.675	0.001	73	1657933	10.0	9.73	
24 Acetophenone	105	4.684	4.691	-0.007	81	1749646	10.0	8.38	
25 N-Nitrosodi-n-propylamine	70	4.693	4.699	-0.007	95	1189768	10.0	8.04	
26 3 & 4 Methylphenol	108	4.709	4.707	0.002	57	425757	NC	NC	
21 4-Methylphenol	108	4.709	4.707	0.002	1	417750	10.0	4.36	
27 Hexachloroethane	117	4.782	4.781	0.001	83	622465	10.0	8.84	
$ 28 Nitrobenzene-d5	82	4.840	4.838	0.002	96	1777008	10.0	8.15	
29 Nitrobenzene	77	4.856	4.854	0.002	79	2407552	10.0	8.36	
30 n,n'-Dimethylaniline	120	4.864	4.863	0.001	90	1525220	10.0	10.2	
31 Isophorone	82	5.106	5.106	0.000	92	2245223	10.0	6.36	
32 2-Nitrophenol	139	5.178	5.179	-0.001	42	503182	10.0	9.04	
33 2,4-Dimethylphenol	122	5.242	5.243	-0.001	71	644648	10.0	7.73	
34 Bis(2-chloroethoxy)methane	93	5.324	5.325	-0.001	85	1208559	10.0	8.53	
35 Benzoic acid	122	5.332	5.413	-0.081	43	99884	10.0	2.51	

Compound	Sig	RT (min.)	Adj RT (min.)	Dlt RT (min.)	Q	Response	Cal Amt ug/ml	OnCol Amt ug/ml	Flags
36 2,4-Dichlorophenol	162	5.430	5.429	0.001	81	837622	10.0	7.76	
37 1,2,4-Trichlorobenzene	180	5.503	5.503	0.000	89	1158886	10.0	8.77	
* 38 Naphthalene-d8	136	5.561	5.548	0.013	95	2148734	8.00	8.00	
39 Naphthalene	128	5.585	5.576	0.009	93	2072852	10.0	8.65	
40 4-Chloroaniline	127	5.650	5.650	0.000	87	999511	10.0	8.80	M
41 Hexachlorobutadiene	225	5.716	5.716	0.000	89	1056465	10.0	7.59	
44 4-Chloro-3-methylphenol	107	6.152	6.147	0.005	84	944043	10.0	7.00	
45 2-Methylnaphthalene	142	6.283	6.275	0.008	79	1676482	10.0	8.60	
46 1-Methylnaphthalene	142	6.381	6.373	0.008	84	1551537	10.0	8.45	
47 Hexachlorocyclopentadiene	237	6.446	6.446	0.000	93	1023509	10.0	6.93	
48 1,2,4,5-Tetrachlorobenzene	216	6.453	6.453	0.000	92	1552300	10.0	8.43	
49 2-tertbutyl-4-methylphenol	149	6.500	6.502	-0.002	80	1513590	NC	NC	
50 2,4,6-Trichlorophenol	196	6.572	6.568	0.004	83	810314	10.0	10.4	
51 2,4,5-Trichlorophenol	196	6.605	6.609	-0.004	89	810284	10.0	8.78	
$ 52 2-Fluorobiphenyl	172	6.653	6.650	0.002	93	2369729	10.0	10.0	
53 1,1'-Biphenyl	154	6.750	6.745	0.005	96	2202065	10.0	8.90	
54 2-Chloronaphthalene	162	6.767	6.761	0.006	91	1775884	10.0	9.45	
55 Phenyl ether	170	6.856	6.851	0.005	86	1496855	10.0	10.4	
57 2-Nitroaniline	65	6.880	6.875	0.005	81	1347575	10.0	9.16	
58 1,3-Dimethylnaphthalene	156	6.986	6.980	0.006	87	1523593	10.0	10.7	
59 Dimethyl phthalate	163	7.074	7.070	0.004	95	2381657	10.0	9.46	
60 Coumarin	146	7.082	7.078	0.004	68	685290	10.0	9.58	
61 2,6-Dinitrotoluene	165	7.123	7.119	0.004	70	531112	10.0	10.8	
62 Acenaphthylene	152	7.172	7.177	-0.005	95	2264309	10.0	9.50	
63 3-Nitroaniline	138	7.285	7.291	-0.006	78	425996	10.0	10.3	
* 64 Acenaphthene-d10	164	7.318	7.306	0.012	92	1315767	8.00	8.00	
65 3,5-di-tert-butyl-4-hydrox	205	7.351	7.348	0.003	95	2352140	NC	NC	
66 Acenaphthene	154	7.351	7.348	0.003	91	1861505	10.0	8.24	M
67 2,4-Dinitrophenol	184	7.391	7.390	0.001	74	761690	20.0	19.9	
69 4-Nitrophenol	65	7.473	7.480	-0.007	78	373678	20.0	4.29	
70 2,4-Dinitrotoluene	165	7.521	7.520	0.001	73	835634	10.0	10.3	
71 Dibenzofuran	168	7.521	7.520	0.001	90	2648091	10.0	9.53	
72 2,3,4,6-Tetrachlorophenol	232	7.651	7.651	0.000	93	982856	10.0	9.59	
73 Diethyl phthalate	149	7.764	7.766	-0.002	94	2545376	10.0	9.50	
75 Fluorene	166	7.861	7.854	0.007	91	2387192	10.0	10.3	
74 4-Chlorophenyl phenyl ethe	204	7.861	7.862	-0.001	79	1443088	10.0	9.62	
76 4-Nitroaniline	138	7.901	7.903	-0.002	77	437850	10.0	11.2	
77 4,6-Dinitro-2-methylphenol	198	7.925	7.927	-0.002	71	1190564	20.0	19.4	
78 N-Nitrosodiphenylamine	169	7.981	7.985	-0.004	65	1482689	10.0	9.21	
79 1,2-Diphenylhydrazine	77	8.014	8.017	-0.003	90	2713492	10.0	7.66	
$ 80 2,4,6-Tribromophenol	330	8.101	8.099	0.002	92	1122518	10.0	9.47	
81 4-Bromophenyl phenyl ether	248	8.337	8.342	-0.005	88	1205267	10.0	8.49	
82 Hexachlorobenzene	284	8.402	8.399	0.003	93	1632039	10.0	8.21	
84 Pentachlorophenol	266	8.603	8.601	0.002	92	1857938	20.0	16.8	
85 Pentachloronitrobenzene	237	8.618	8.616	0.002	92	648111	NC	NC	
86 n-Octadecane	57	8.690	8.690	0.000	90	1495879	10.0	8.04	
* 87 Phenanthrene-d10	188	8.777	8.766	0.011	96	2479021	8.00	8.00	
88 Phenanthrene	178	8.801	8.803	-0.002	96	2669681	10.0	8.69	
89 Anthracene	178	8.849	8.852	-0.003	95	2848826	10.0	8.91	
90 Carbazole	167	9.012	9.014	-0.002	97	2550668	10.0	9.22	
91 Di-n-butyl phthalate	149	9.361	9.362	-0.001	96	3384546	10.0	7.86	
92 Fluoranthene	202	9.964	9.964	0.000	94	3265003	10.0	7.91	

Compound	Sig	RT (min.)	Adj RT (min.)	Dlt RT (min.)	Q	Response	Cal Amt ug/ml	OnCol Amt ug/ml	Flags
93 Benzidine	184	10.094	10.094	0.000	97	1158492	10.0	7.12	
94 Pyrene	202	10.182	10.183	-0.001	95	3454883	10.0	11.7	
95 Bisphenol-A	213	10.271	10.240	0.031	0	547372	NC	NC	
$ 96 Terphenyl-d14	244	10.342	10.344	-0.002	97	3282211	10.0	11.0	
97 Butyl benzyl phthalate	149	10.858	10.858	0.000	96	1796882	10.0	12.0	
99 Carbamazepine	193	10.979	10.979	0.000	86	1408999	10.0	12.9	
100 3,3'-Dichlorobenzidine	252	11.465	11.464	0.001	96	1750129	10.0	10.5	
101 Benzo[a]anthracene	228	11.481	11.480	0.001	95	3640627	10.0	9.94	
* 102 Chrysene-d12	240	11.496	11.485	0.011	96	2911111	8.00	8.00	
104 Chrysene	228	11.526	11.525	0.001	98	3503069	10.0	11.6	
103 Bis(2-ethylhexyl) phthalat	149	11.534	11.533	0.001	90	2155966	10.0	11.2	
105 Di-n-octyl phthalate	149	12.376	12.370	0.006	96	3468482	10.0	10.5	
106 Benzo[b]fluoranthene	252	12.852	12.849	0.003	93	4093635	10.0	9.40	
107 Benzo[k]fluoranthene	252	12.891	12.888	0.003	93	4305775	10.0	10.5	
108 Benzo[a]pyrene	252	13.289	13.280	0.009	96	3936640	10.0	9.78	
* 109 Perylene-d12	264	13.361	13.352	0.009	96	3246102	8.00	8.00	
110 Indeno[1,2,3-cd]pyrene	276	14.822	14.808	0.014	92	4238521	10.0	10.5	
111 Dibenz(a,h)anthracene	278	14.853	14.846	0.007	94	4177072	10.0	10.6	
112 Benzo[g,h,i]perylene	276	15.215	15.206	0.009	91	4164892	10.0	9.98	

QC Flag Legend

Processing Flags

NC - Not Calibrated

Review Flags

M - Manually Integrated

Reagents:

SM_ISTD_LVI_00157 Amount Added: 20.00 Units: uL Run Reagent

Report Date: 26-Jan-2017 12:18:57 Chrom Revision: 2.2 10-Jan-2017 11:26:10

TestAmerica Edison

Data File: \\ChromNA\Edison\ChromData\CBNAMS6\20170125-50828.b\M237817.D

Injection Date: 26-Jan-2017 04:29:30 Instrument ID: CBNAMS6 Operator ID:

Lims ID: LCSD 460-416046/3-A Worklist Smp#: 24

Client ID:

Injection Vol: 5.0 ul Dil. Factor: 1.0000 ALS Bottle#: 24

Method: 8270LVI_R6 Limit Group: SV 625 ICAL

Column: Rtxi-5Sil MS (0.25 mm)

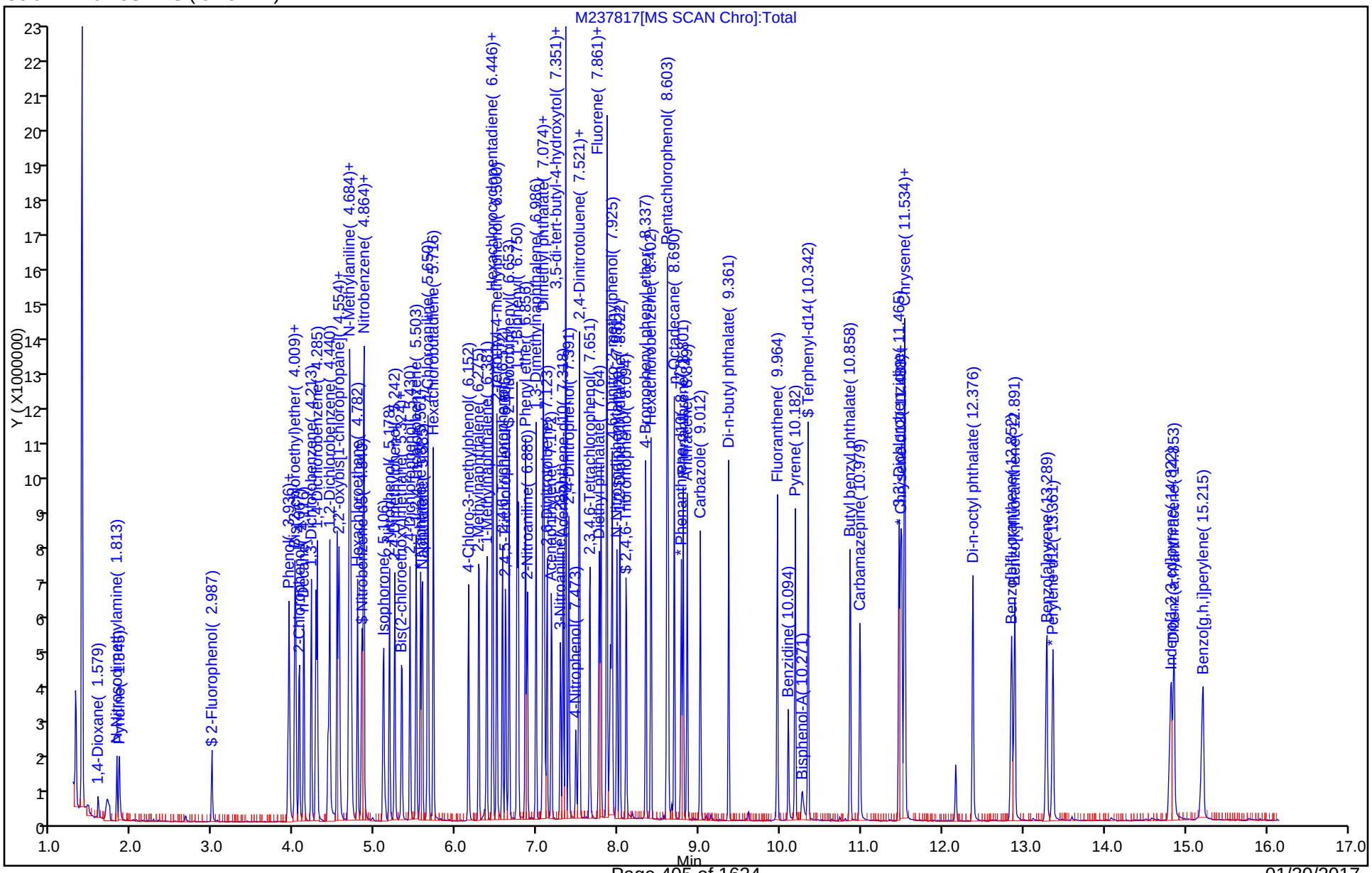

Manual Integration/User Assign Peak Report

TestAmerica Edison

Data File:	\\ChromNA\Edison\ChromData\CBNAMS6\20170125-50828.b\M237817.D				
Injection Date:	26-Jan-2017 04:29:30	Instrument ID:	CBNAMS6		
Lims ID:	LCSD 460-416046/3-A				
Client ID:					
Operator ID:		ALS Bottle#:	24	Worklist Smp#:	24
Injection Vol:	5.0 ul	Dil. Factor:	1.0000		
Method:	8270LVI_R6	Limit Group:	SV 625 ICAL		
Column:	Rtxi-5Sil MS (0.25 mm)	Detector	MS SCAN		

40 4-Chloroaniline, CAS: 106-47-8

Signal: 1

Processing Integration Results

RT: 5.65
Area: 1319607
Amount: 11.619152
Amount Units: ug/ml

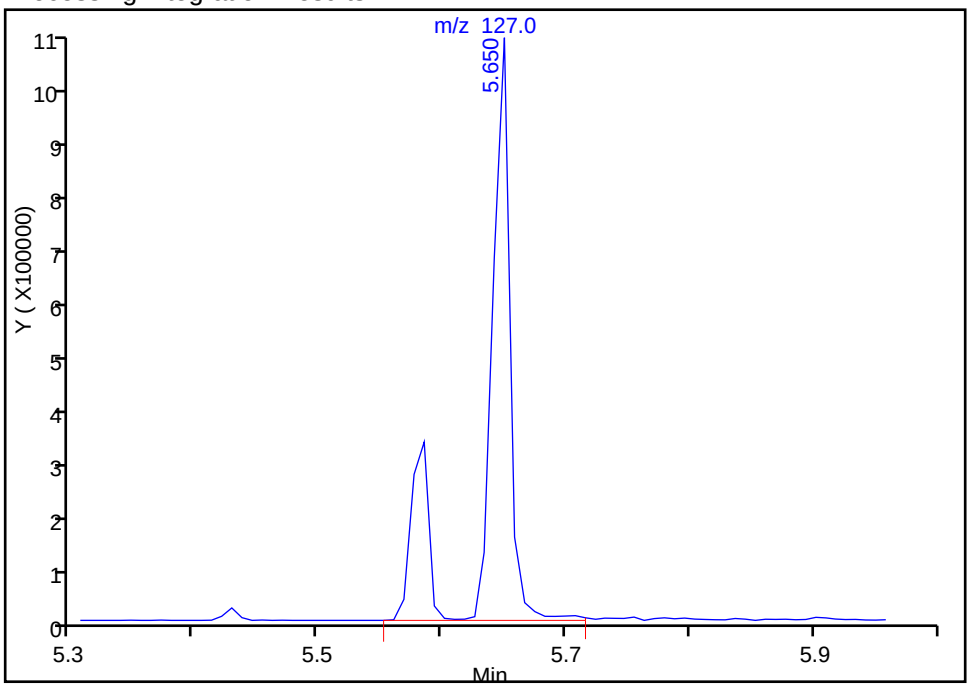

Manual Integration Results

RT: 5.65
Area: 999511
Amount: 8.800704
Amount Units: ug/ml

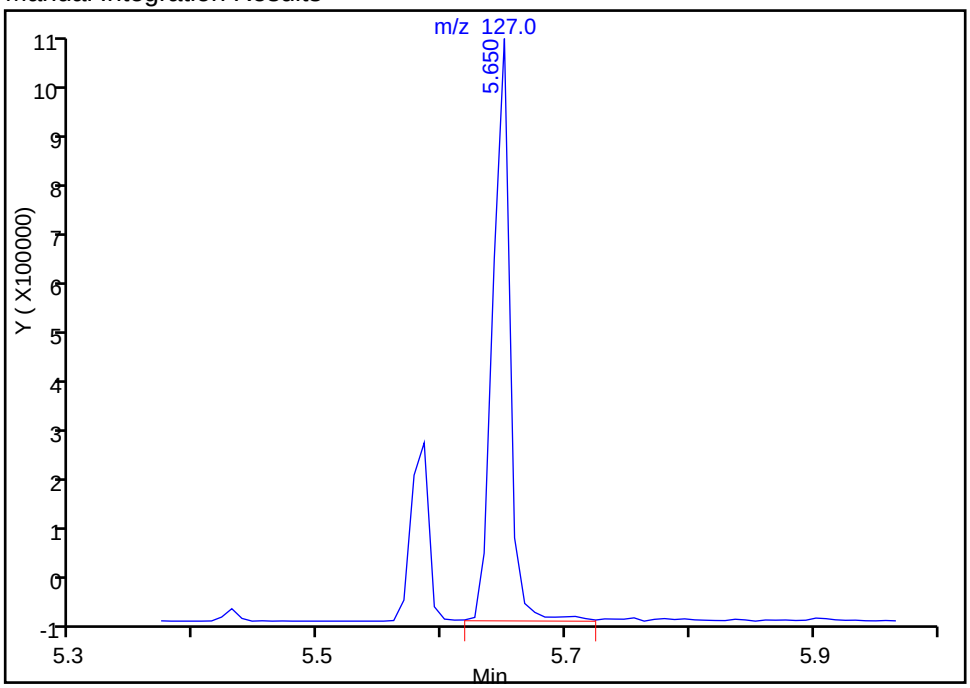

Reviewer: croccom, 26-Jan-2017 10:12:50

Audit Action: Manually Integrated Audit Reason: Shouldering

Manual Integration/User Assign Peak Report

TestAmerica Edison

Data File:	\\ChromNA\Edison\ChromData\CBNAMS6\20170125-50828.b\M237817.D				
Injection Date:	26-Jan-2017 04:29:30	Instrument ID:	CBNAMS6		
Lims ID:	LCSD 460-416046/3-A				
Client ID:					
Operator ID:		ALS Bottle#:	24	Worklist Smp#:	24
Injection Vol:	5.0 ul	Dil. Factor:	1.0000		
Method:	8270LVI_R6	Limit Group:	SV 625 ICAL		
Column:	Rtxi-5Sil MS (0.25 mm)	Detector	MS SCAN		

66 Acenaphthene, CAS: 83-32-9

Signal: 1

Processing Integration Results

RT: 7.35
Area: 2520502
Amount: 11.151304
Amount Units: ug/ml

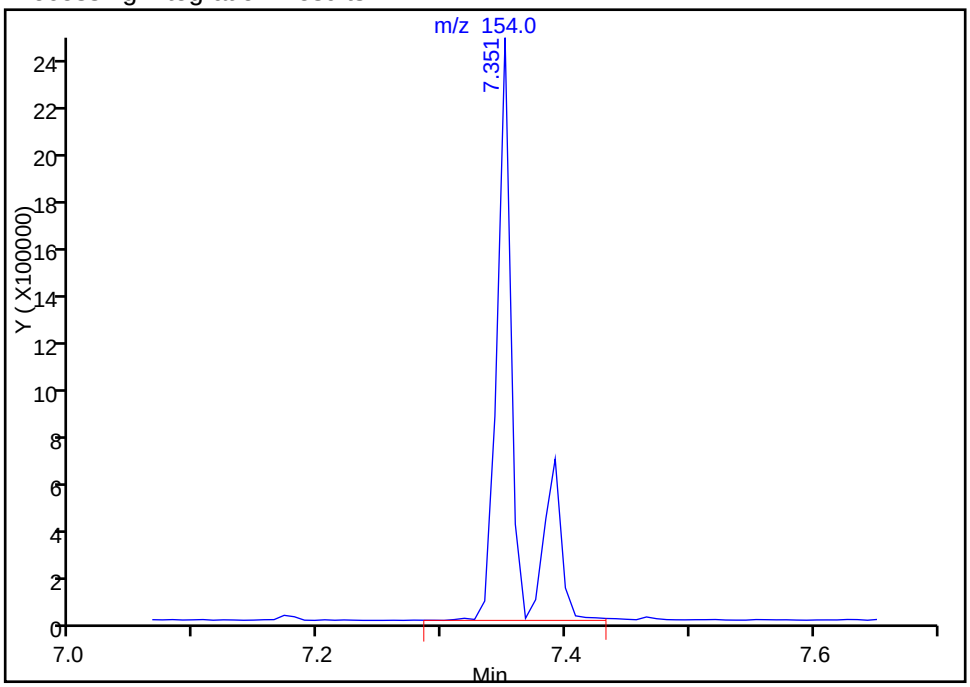

Manual Integration Results

RT: 7.35
Area: 1861505
Amount: 8.235744
Amount Units: ug/ml

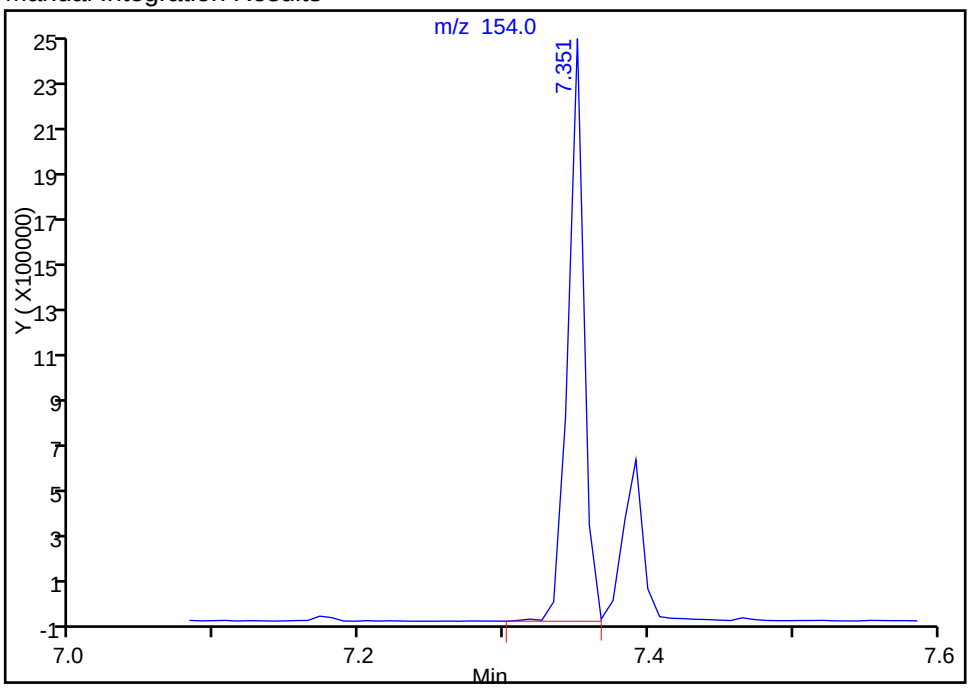

Reviewer: croccom, 26-Jan-2017 10:14:34

Audit Action: Manually Integrated Audit Reason: Shouldering

FORM I
GC/MS SEMI VOA ORGANICS ANALYSIS DATA SHEET

Lab Name: TestAmerica Edison
Job No.: 460-127124-1
SDG No.:
Client Sample ID:
Lab Sample ID: LCSD 460-416046/5-A
Matrix: Water
Lab File ID: M237819.D
Analysis Method: 625
Date Collected:
Extract. Method: 625
Date Extracted: 01/23/2017 11:41
Sample wt/vol: 250(mL)
Date Analyzed: 01/26/2017 05:10
Con. Extract Vol.: 2(mL)
Dilution Factor: 1
Injection Volume: 5(uL)
Level: (low/med) Low
% Moisture:
GPC Cleanup:(Y/N) N
Analysis Batch No.: 416442
Units: ug/L

CAS NO.	COMPOUND NAME	RESULT	Q	RL	MDL
1912-24-9	Atrazine	165		2.0	0.77
100-52-7	Benzaldehyde	143		10	0.86
105-60-2	Caprolactam	32.3		10	1.1

CAS NO.	SURROGATE	%REC	Q	LIMITS
118-79-6	2,4,6-Tribromophenol	85		14-149
321-60-8	2-Fluorobiphenyl	94		44-129
367-12-4	2-Fluorophenol	35		10-76
4165-60-0	Nitrobenzene-d5	84		49-125
4165-62-2	Phenol-d5	20		10-150
1718-51-0	Terphenyl-d14	109		28-150

TestAmerica Edison
Target Compound Quantitation Report

Data File: \\ChromNA\Edison\ChromData\CBNAMS6\20170125-50828.b\M237819.D
Lims ID: LCSD 460-416046/5-A
Client ID:
Sample Type: LCSD
Inject. Date: 26-Jan-2017 05:10:30 ALS Bottle#: 26 Worklist Smp#: 26
Injection Vol: 5.0 ul Dil. Factor: 1.0000
Sample Info: 460-0050828-026
Operator ID: Instrument ID: CBNAMS6

Method: \\ChromNA\Edison\ChromData\CBNAMS6\20170125-50828.b\8270LVI_R6.m
Limit Group: SV 625 ICAL
Last Update: 26-Jan-2017 12:19:39 Calib Date: 25-Jan-2017 18:49:30
Integrator: RTE ID Type: Deconvolution ID
Quant Method: Internal Standard Quant By: Initial Calibration
Last ICal File: \\ChromNA\Edison\ChromData\CBNAMS6\20170125-50828.b\M237802.D

Column 1 : Rtxi-5Sil MS (0.25 mm) Det: MS SCAN
Process Host: XAWRK014

First Level Reviewer: bayoumiw Date: 26-Jan-2017 12:19:39

Compound	Sig	RT (min.)	Adj RT (min.)	Dlt RT (min.)	Q	Response	Cal Amt ug/ml	OnCol Amt ug/ml	Flags
$ 4 2-Fluorophenol	112	2.986	2.984	0.002	62	274784	10.0	3.54	
5 Benzaldehyde	77	3.829	3.823	0.006	76	2220899	20.0	17.9	
$ 6 Phenol-d5	99	3.910	3.929	-0.019	63	244778	10.0	1.97	
* 14 1,4-Dichlorobenzene-d4	152	4.267	4.260	0.007	86	635658	8.00	8.00	
$ 28 Nitrobenzene-d5	82	4.827	4.838	-0.011	97	1746208	10.0	8.40	
* 38 Naphthalene-d8	136	5.554	5.548	0.006	94	2049026	8.00	8.00	
42 Caprolactam	113	5.967	5.986	-0.019	70	127856	20.0	4.03	
$ 52 2-Fluorobiphenyl	172	6.648	6.650	-0.002	94	2433103	10.0	9.43	
* 64 Acenaphthene-d10	164	7.314	7.306	0.008	94	1435308	8.00	8.00	
$ 80 2,4,6-Tribromophenol	330	8.090	8.099	-0.009	92	1099330	10.0	8.50	
83 Atrazine	200	8.520	8.513	0.007	90	1969553	20.0	20.6	
* 87 Phenanthrene-d10	188	8.771	8.766	0.005	96	2599694	8.00	8.00	
$ 96 Terphenyl-d14	244	10.341	10.344	-0.003	97	3675390	10.0	10.9	
* 102 Chrysene-d12	240	11.490	11.485	0.005	96	3300704	8.00	8.00	
* 109 Perylene-d12	264	13.360	13.352	0.008	96	3358597	8.00	8.00	

Reagents:

SM_ISTD_LVI_00157 Amount Added: 20.00 Units: uL Run Reagent

Report Date: 26-Jan-2017 12:19:40 Chrom Revision: 2.2 10-Jan-2017 11:26:10

TestAmerica Edison

Data File: \\ChromNA\Edison\ChromData\CBNAMS6\20170125-50828.b\M237819.D

Injection Date: 26-Jan-2017 05:10:30 Instrument ID: CBNAMS6 Operator ID:

Lims ID: LCSD 460-416046/5-A Worklist Smp#: 26

Client ID:

Injection Vol: 5.0 ul Dil. Factor: 1.0000 ALS Bottle#: 26

Method: 8270LVI_R6 Limit Group: SV 625 ICAL

Column: Rtxi-5Sil MS (0.25 mm)

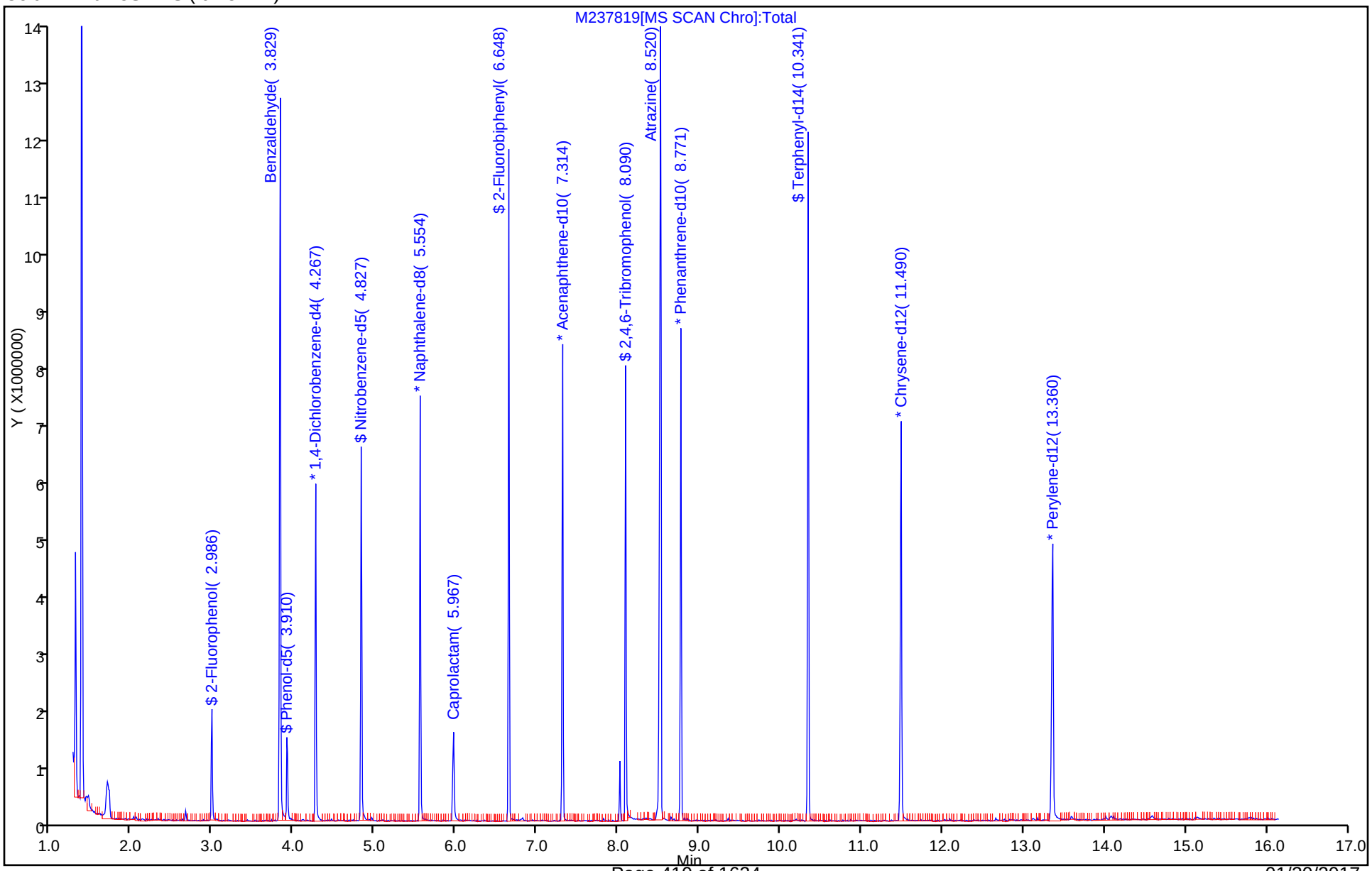

GC/MS SEMI VOA ANALYSIS RUN LOG

Lab Name: TestAmerica Edison Job No.: 460-127124-1

SDG No.:

Instrument ID: CBNAMS6 Start Date: 01/18/2017 11:05

Analysis Batch Number: 415169 End Date: 01/19/2017 04:44

LAB SAMPLE ID	CLIENT SAMPLE ID	DATE ANALYZED	DILUTION FACTOR	LAB FILE ID	COLUMN ID
DFTPP 460-415169/1		01/18/2017 11:05	1	M237526.D	Rtxi-5Sil MS 0.25(mm)
ICIS 460-415169/2		01/18/2017 11:23	1		Rtxi-5Sil MS 0.25(mm)
STD24 460-415169/3 IC		01/18/2017 11:51	1		Rtxi-5Sil MS 0.25(mm)
STD16 460-415169/4 IC		01/18/2017 12:14	1		Rtxi-5Sil MS 0.25(mm)
STD4 460-415169/5 IC		01/18/2017 12:36	1		Rtxi-5Sil MS 0.25(mm)
STD2 460-415169/6 IC		01/18/2017 13:28	1		Rtxi-5Sil MS 0.25(mm)
STD1 460-415169/7 IC		01/18/2017 13:50	1		Rtxi-5Sil MS 0.25(mm)
STD02 460-415169/8 IC		01/18/2017 14:13	1		Rtxi-5Sil MS 0.25(mm)
STD01 460-415169/9 IC		01/18/2017 14:35	1		Rtxi-5Sil MS 0.25(mm)
STD10 460-415169/10 IC		01/18/2017 14:56	1	M237535.D	Rtxi-5Sil MS 0.25(mm)
STD24 460-415169/11 IC		01/18/2017 15:18	1	M237536.D	Rtxi-5Sil MS 0.25(mm)
STD16 460-415169/12 IC		01/18/2017 15:41	1	M237537.D	Rtxi-5Sil MS 0.25(mm)
STD4 460-415169/13 IC		01/18/2017 16:03	1	M237538.D	Rtxi-5Sil MS 0.25(mm)
STD2 460-415169/14 IC		01/18/2017 16:25	1	M237539.D	Rtxi-5Sil MS 0.25(mm)
STD1 460-415169/15 IC		01/18/2017 16:48	1	M237540.D	Rtxi-5Sil MS 0.25(mm)
STD02 460-415169/16 IC		01/18/2017 17:10	1	M237541.D	Rtxi-5Sil MS 0.25(mm)
ICV 460-415169/17		01/18/2017 20:35	1		Rtxi-5Sil MS 0.25(mm)
ICV 460-415169/18		01/18/2017 21:02	1		Rtxi-5Sil MS 0.25(mm)
ZZZZZ		01/18/2017 23:38	1		Rtxi-5Sil MS 0.25(mm)
ZZZZZ		01/19/2017 00:01	1		Rtxi-5Sil MS 0.25(mm)
ZZZZZ		01/19/2017 00:23	1		Rtxi-5Sil MS 0.25(mm)
ZZZZZ		01/19/2017 00:45	1		Rtxi-5Sil MS 0.25(mm)
ZZZZZ		01/19/2017 01:07	1		Rtxi-5Sil MS 0.25(mm)
ZZZZZ		01/19/2017 01:30	1		Rtxi-5Sil MS 0.25(mm)
ZZZZZ		01/19/2017 01:52	1		Rtxi-5Sil MS 0.25(mm)
ZZZZZ		01/19/2017 02:36	1		Rtxi-5Sil MS 0.25(mm)
ZZZZZ		01/19/2017 02:59	1		Rtxi-5Sil MS 0.25(mm)
ZZZZZ		01/19/2017 03:21	1		Rtxi-5Sil MS 0.25(mm)
ZZZZZ		01/19/2017 03:43	1		Rtxi-5Sil MS 0.25(mm)
ZZZZZ		01/19/2017 04:44	10		Rtxi-5Sil MS 0.25(mm)

625

GC/MS SEMI VOA ANALYSIS RUN LOG

Lab Name: TestAmerica Edison Job No.: 460-127124-1

SDG No.:

Instrument ID: CBNAMS6 Start Date: 01/25/2017 15:53

Analysis Batch Number: 416442 End Date: 01/26/2017 10:30

LAB SAMPLE ID	CLIENT SAMPLE ID	DATE ANALYZED	DILUTION FACTOR	LAB FILE ID	COLUMN ID
DFTPP 460-416442/1		01/25/2017 15:53	1	M237794.D	Rtxi-5Sil MS 0.25(mm)
ICIS 460-416442/2		01/25/2017 16:11	1	M237795.D	Rtxi-5Sil MS 0.25(mm)
STD24 460-416442/3 IC		01/25/2017 16:33	1	M237796.D	Rtxi-5Sil MS 0.25(mm)
STD16 460-416442/4 IC		01/25/2017 16:56	1	M237797.D	Rtxi-5Sil MS 0.25(mm)
STD4 460-416442/5 IC		01/25/2017 17:19	1	M237798.D	Rtxi-5Sil MS 0.25(mm)
STD2 460-416442/6 IC		01/25/2017 17:41	1	M237799.D	Rtxi-5Sil MS 0.25(mm)
STD1 460-416442/7 IC		01/25/2017 18:04	1	M237800.D	Rtxi-5Sil MS 0.25(mm)
STD02 460-416442/8 IC		01/25/2017 18:27	1	M237801.D	Rtxi-5Sil MS 0.25(mm)
STD01 460-416442/9 IC		01/25/2017 18:49	1	M237802.D	Rtxi-5Sil MS 0.25(mm)
CCV 460-416442/10		01/25/2017 19:12	1	M237803.D	Rtxi-5Sil MS 0.25(mm)
ICV 460-416442/11		01/25/2017 23:58	1	M237804.D	Rtxi-5Sil MS 0.25(mm)
MB 460-416046/1-A		01/26/2017 03:48	1	M237815.D	Rtxi-5Sil MS 0.25(mm)
LCS 460-416046/2-A		01/26/2017 04:09	1	M237816.D	Rtxi-5Sil MS 0.25(mm)
LCSD 460-416046/3-A		01/26/2017 04:29	1	M237817.D	Rtxi-5Sil MS 0.25(mm)
LCS 460-416046/4-A		01/26/2017 04:50	1	M237818.D	Rtxi-5Sil MS 0.25(mm)
LCSD 460-416046/5-A		01/26/2017 05:10	1	M237819.D	Rtxi-5Sil MS 0.25(mm)
ZZZZZ		01/26/2017 05:31	10		Rtxi-5Sil MS 0.25(mm)
ZZZZZ		01/26/2017 05:52	1		Rtxi-5Sil MS 0.25(mm)
ZZZZZ		01/26/2017 06:12	1		Rtxi-5Sil MS 0.25(mm)
460-127124-2		01/26/2017 06:53	1	M237824.D	Rtxi-5Sil MS 0.25(mm)
460-127124-3		01/26/2017 07:57	1	M237825.D	Rtxi-5Sil MS 0.25(mm)
ZZZZZ		01/26/2017 08:17	1		Rtxi-5Sil MS 0.25(mm)
460-127124-1 DL		01/26/2017 10:30	2	M237829.D	Rtxi-5Sil MS 0.25(mm)

GC/MS SEMI VOA BATCH WORKSHEET

Lab Name: TestAmerica Edison Job No.: 460-127124-1

SDG No.:

Batch Number: 416046 Batch Start Date: 01/23/17 11:41 Batch Analyst: Zhang, Yi X

Batch Method: 625 Batch End Date:

Lab Sample ID	Client Sample ID	Method Chain	Basis	Initial pH	InitialAmount	FinalAmount	FirstAdjustpH	SecondAdjustpH	OP_Benzald_sp 00003
MB 460-416046/1		625, 625		7 SU	250 mL	2 mL	<2 SU	>12 SU	
LCS 460-416046/2		625, 625		7 SU	250 mL	2 mL	<2 SU	>12 SU	
LCSD 460-416046/3		625, 625		7 SU	250 mL	2 mL	<2 SU	>12 SU	
LCS 460-416046/4		625, 625		7 SU	250 mL	2 mL	<2 SU	>12 SU	20 uL
LCSD 460-416046/5		625, 625		7 SU	250 mL	2 mL	<2 SU	>12 SU	20 uL
460-127124-N-1	DW-INF	625, 625	T	8 SU	250 mL	2 mL	<2 SU	>12 SU	
460-127124-Q-2	DW-PPF	625, 625	T	8 SU	250 mL	2 mL	<2 SU	>12 SU	
460-127124-O-3	DW-PCF	625, 625	T	5 SU	250 mL	2 mL	<2 SU	>12 SU	

Lab Sample ID	Client Sample ID	Method Chain	Basis	OP_BNA SPIK 00022	OP_BNASurroga 00011				
MB 460-416046/1		625, 625			200 uL				
LCS 460-416046/2		625, 625		200 uL	200 uL				
LCSD 460-416046/3		625, 625		200 uL	200 uL				
LCS 460-416046/4		625, 625			200 uL				
LCSD 460-416046/5		625, 625			200 uL				
460-127124-N-1	DW-INF	625, 625	T		200 uL				
460-127124-Q-2	DW-PPF	625, 625	T		200 uL				
460-127124-O-3	DW-PCF	625, 625	T		200 uL				

The pound sign (#) in the amount added field denotes that the reagent was used undiluted. All calculations are performed using the stated concentration for this reagent.

GC/MS SEMI VOA BATCH WORKSHEET

Lab Name: TestAmerica Edison Job No.: 460-127124-1

SDG No.:

Batch Number: 416046 Batch Start Date: 01/23/17 11:41 Batch Analyst: Zhang, Yi X

Batch Method: 625 Batch End Date:

Batch Notes	
Acid used for pH adjustment	H2SO4
Acid Used for pH Adjustment ID	149777
Base used for pH adjustment	NaOH
Base Used to Adjust pH ID	OP2014
Batch Comment	625 Prep LVI
Analyst ID - Concentration	Barry
N-evap ID	222299
N-evap Temperature	35 Degrees C
Na2SO4 ID	144042
Prep Solvent ID	150002
Prep Solvent Name	MECL2
Prep Solvent Volume Used	120 mL
Person's name who did the prep	Barry
Analyst ID - Reagent Drop Witness	Barry
Uncorrected N-evap Temperature	35 Degrees C

Basis	Basis Description
T	Total/NA

The pound sign (#) in the amount added field denotes that the reagent was used undiluted. All calculations are performed using the stated concentration for this reagent.

608_PCB_LL

Polychlorinated Biphenyls (PCBs) (GC)

FORM II
PCBS SURROGATE RECOVERY

Lab Name: TestAmerica Edison Job No.: 460-127124-1

SDG No.:

Matrix: Water Level: Low

GC Column (1): Rtx-CLP ID: 0.53(mm) GC Column (2): CLP-2 ID: 0.53(mm)

Client Sample ID	Lab Sample ID	TCX1 #	TCX2 #	DCBP1 #	DCBP2 #
DW-INF	460-127124-1	65	77	86	82
DW-PPF	460-127124-2	60	69	97	97
DW-PCF	460-127124-3	82	80	104	108
	MB 460-416015/1-A	64	63	76	79
	LCS 460-416015/2-A	70	69	94	97
	LCSD 460-416015/3-A	67	65	83	85

	QC LIMITS
TCX = Tetrachloro-m-xylene (Surr)	14-150
DCBP = DCB Decachlorobiphenyl	13-150

Column to be used to flag recovery values

FORM II 608

FORM III
PCBS LAB CONTROL SAMPLE RECOVERY

Lab Name: TestAmerica Edison Job No.: 460-127124-1

SDG No.:

Matrix: Water Level: Low Lab File ID: NR112074.D

Lab ID: LCS 460-416015/2-A Client ID:

COMPOUND	SPIKE ADDED (ug/L)	LCS CONCENTRATION (ug/L)	LCS % REC	QC LIMITS REC	#
PCB-1016	1.00	1.07	107	50-114	
PCB-1016	1.00	1.06	106	50-114	
PCB-1260	1.00	1.21	121	8-127	
PCB-1260	1.00	1.18	118	8-127	

Column to be used to flag recovery and RPD values

FORM III 608

FORM III
PCBS LAB CONTROL SAMPLE DUPLICATE RECOVERY

Lab Name: TestAmerica Edison Job No.: 460-127124-1

SDG No.:

Matrix: Water Level: Low Lab File ID: NR112075.D

Lab ID: LCSD 460-416015/3-A Client ID:

COMPOUND	SPIKE ADDED (ug/L)	LCSD CONCENTRATION (ug/L)	LCSD % REC	% RPD	QC LIMITS RPD	QC LIMITS REC	#
PCB-1016	1.00	0.994	99	7	40	50-114	
PCB-1016	1.00	0.999	100	7	40	50-114	
PCB-1260	1.00	1.00	100	19	40	8-127	
PCB-1260	1.00	0.966	97	20	40	8-127	

Column to be used to flag recovery and RPD values

FORM III 608

FORM IV
PCBS METHOD BLANK SUMMARY

Lab Name: TestAmerica Edison Job No.: 460-127124-1

SDG No.:

Lab Sample ID: MB 460-416015/1-A

Matrix: Water Date Extracted: 01/23/2017 08:28

Lab File ID:(1) NR112073.D Lab File ID:(2) NR112073.D

Date Analyzed:(1) 01/24/2017 09:52 Date Analyzed:(2) 01/24/2017 09:52

Instrument ID:(1) CPESTGC6 Instrument ID:(2) CPESTGC6

GC Column:(1) Rtx-CLP ID: 0.53(mm) GC Column:(2) CLP-2 ID: 0.53(mm)

THIS METHOD BLANK APPLIES TO THE FOLLOWING SAMPLES:

CLIENT SAMPLE ID	LAB SAMPLE ID	DATE ANALYZED 1	DATE ANALYZED 2
	LCS 460-416015/2-A	01/24/2017 10:06	01/24/2017 10:06
	LCSD 460-416015/3-A	01/24/2017 10:20	01/24/2017 10:20
DW-INF	460-127124-1	01/24/2017 10:43	01/24/2017 10:43
DW-PPF	460-127124-2	01/24/2017 10:57	01/24/2017 10:57
DW-PCF	460-127124-3	01/24/2017 11:11	01/24/2017 11:11

FORM VIII
PCBS ANALYTICAL SEQUENCE

Lab Name: TestAmerica Edison Job No.: 460-127124-1

SDG No.:

Sample No.: CCVRT 460-416166/3 Date Analyzed: 01/24/2017 09:22

Instrument ID: CPESTGC6 GC Column: CLP-2 ID: 0.53(mm)

Lab File ID (Standard): NR112071.D Heated Purge: (Y/N) N

Calibration ID: 59820

THE ANALYTICAL SEQUENCE OF BLANKS, SAMPLES, STANDARDS, MS/MSDs AND LCSs IS GIVEN BELOW:

				TCX	DCBP	
				RT #	RT #	
CONTINUING CALIBRATION SURROGATE				2.26	9.34	
UPPER LIMIT				2.31	9.44	
LOWER LIMIT				2.21	9.24	
LAB SAMPLE ID	CLIENT SAMPLE ID	DATE ANALYZED	LAB FILE ID			
CCVRT 460-416166/3		01/24/2017 09:22	NR112071.D	2.26	9.34	
CCV 460-416166/4		01/24/2017 09:36	NR112072.D	2.27	9.34	
MB 460-416015/1-A		01/24/2017 09:52	NR112073.D	2.26	9.35	
LCS 460-416015/2-A		01/24/2017 10:06	NR112074.D	2.26	9.35	
LCSD 460-416015/3-A		01/24/2017 10:20	NR112075.D	2.26	9.35	
460-127124-1	DW-INF	01/24/2017 10:43	NR112076.D	2.26	9.36	
460-127124-2	DW-PPF	01/24/2017 10:57	NR112077.D	2.26	9.35	
460-127124-3	DW-PCF	01/24/2017 11:11	NR112078.D	2.26	9.35	

TCX = Tetrachloro-m-xylene
DCBP = DCB Decachlorobiphenyl

TCX RT Limit = ± 0.05 minutes of surrogate RT
DCBP RT Limit = ± 0.1 minutes of surrogate RT

Column used to flag values outside QC limits

FORM VIII 608

FORM VIII
PCBS ANALYTICAL SEQUENCE

Lab Name: TestAmerica Edison Job No.: 460-127124-1

SDG No.:

Sample No.: CCVRT 460-416166/3 Date Analyzed: 01/24/2017 09:22

Instrument ID: CPESTGC6 GC Column: Rtx-CLP ID: 0.53(mm)

Lab File ID (Standard): NR112071.D Heated Purge: (Y/N) N

Calibration ID: 59821

THE ANALYTICAL SEQUENCE OF BLANKS, SAMPLES, STANDARDS, MS/MSDs AND LCSs IS GIVEN BELOW:

				TCX	DCBP	
				RT #	RT #	
CONTINUING CALIBRATION SURROGATE				2.06	8.65	
UPPER LIMIT				2.11	8.75	
LOWER LIMIT				2.01	8.55	
LAB SAMPLE ID	CLIENT SAMPLE ID	DATE ANALYZED	LAB FILE ID			
CCVRT 460-416166/3		01/24/2017 09:22	NR112071.D	2.06	8.65	
CCV 460-416166/4		01/24/2017 09:36	NR112072.D	2.06	8.65	
MB 460-416015/1-A		01/24/2017 09:52	NR112073.D	2.06	8.66	
LCS 460-416015/2-A		01/24/2017 10:06	NR112074.D	2.06	8.65	
LCSD 460-416015/3-A		01/24/2017 10:20	NR112075.D	2.06	8.65	
460-127124-1	DW-INF	01/24/2017 10:43	NR112076.D	2.07	8.67	
460-127124-2	DW-PPF	01/24/2017 10:57	NR112077.D	2.06	8.65	
460-127124-3	DW-PCF	01/24/2017 11:11	NR112078.D	2.06	8.66	

TCX = Tetrachloro-m-xylene
DCBP = DCB Decachlorobiphenyl

TCX RT Limit = ± 0.05 minutes of surrogate RT
DCBP RT Limit = ± 0.1 minutes of surrogate RT

Column used to flag values outside QC limits

FORM VIII 608

FORM X
IDENTIFICATION SUMMARY

Lab Name: TestAmerica Edison Job No.: 460-127124-1

SDG No.:

Client Sample ID: Lab Sample ID: LCS 460-416015/2-A

Instrument ID (1): CPESTGC6 Instrument ID (2): CPESTGC6

Date Analyzed (1): 01/24/2017 10:06 Date Analyzed (2): 01/24/2017 10:06

GC Column (1): Rtx-CLP ID: 0.53(mm) GC Column (2): CLP-2 ID: 0.53(mm)

ANALYTE	COL	PEAK	RT	RT WINDOW		CONCENTRATION		RPD
				FROM	TO	PEAK	MEAN	
PCB-1016	1	1	2.30	2.21	2.41	1.08	1.06	0.7
		3	2.89	2.79	2.99	1.02		
		4	3.00	2.90	3.10	1.00		
		5	3.05	2.96	3.16	1.14		
	2	1	2.62	2.52	2.72	1.01	1.07	
		2	2.94	2.84	3.04	1.10		
		3	3.35	3.25	3.45	1.04		
		4	3.50	3.40	3.60	1.07		
		5	3.62	3.53	3.73	1.13		
PCB-1260	1	1	6.06	5.96	6.16	1.11	1.18	2.0
		2	7.10	7.00	7.20	1.23		
		3	7.39	7.30	7.50	1.20		
		4	7.67	7.57	7.77	1.20		
	2	1	6.81	6.72	6.92	1.19	1.21	
		2	7.02	6.92	7.12	1.19		
		4	7.97	7.87	8.07	1.24		

FORM X
IDENTIFICATION SUMMARY

Lab Name: TestAmerica Edison Job No.: 460-127124-1

SDG No.:

Client Sample ID: Lab Sample ID: LCSD 460-416015/3-A

Instrument ID (1): CPESTGC6 Instrument ID (2): CPESTGC6

Date Analyzed (1): 01/24/2017 10:20 Date Analyzed (2): 01/24/2017 10:20

GC Column (1): Rtx-CLP ID: 0.53(mm) GC Column (2): CLP-2 ID: 0.53(mm)

ANALYTE	COL	PEAK	RT	RT WINDOW		CONCENTRATION		RPD
				FROM	TO	PEAK	MEAN	
PCB-1016	1	1	2.31	2.21	2.41	1.06	0.999	0.4
		3	2.89	2.79	2.99	0.976		
		4	3.00	2.90	3.10	0.877		
		5	3.06	2.96	3.16	1.08		
	2	1	2.62	2.52	2.72	0.973	0.994	
		2	2.93	2.84	3.04	1.01		
		3	3.35	3.25	3.45	0.962		
		4	3.49	3.40	3.60	0.979		
		5	3.62	3.53	3.73	1.04		
PCB-1260	1	1	6.07	5.96	6.16	0.936	0.966	3.6
		2	7.10	7.00	7.20	0.940		
		3	7.40	7.30	7.50	0.951		
		4	7.67	7.57	7.77	0.948		
		5	8.23	8.13	8.33	1.06		
	2	1	6.81	6.72	6.92	0.987	1.00	
		2	7.02	6.92	7.12	0.968		
		3	7.75	7.65	7.85	1.03		
		4	7.97	7.87	8.07	0.973		
		5	8.80	8.69	8.89	1.05		

FORM I
PCBS ORGANICS ANALYSIS DATA SHEET

Lab Name: TestAmerica Edison
Job No.: 460-127124-1
SDG No.:
Client Sample ID: DW-INF
Lab Sample ID: 460-127124-1
Matrix: Water
Lab File ID: NR112076.D
Analysis Method: 608
Date Collected: 01/20/2017 01:55
Extraction Method: 608
Date Extracted: 01/23/2017 08:28
Sample wt/vol: 990(mL)
Date Analyzed: 01/24/2017 10:43
Con. Extract Vol.: 0.5(mL)
Dilution Factor: 1
Injection Volume: 1(uL)
GC Column: CLP-2 ID: 0.53(mm)
% Moisture:
GPC Cleanup:(Y/N) N
Analysis Batch No.: 416166
Units: ug/L

CAS NO.	COMPOUND NAME	RESULT	Q	RL	MDL
12674-11-2	PCB-1016	0.051	U	0.051	0.017
11104-28-2	PCB-1221	0.051	U	0.051	0.024
11141-16-5	PCB-1232	0.051	U	0.051	0.028
53469-21-9	PCB-1242	0.051	U	0.051	0.031
12672-29-6	PCB-1248	0.051	U	0.051	0.017
11097-69-1	PCB-1254	0.051	U	0.051	0.017
11096-82-5	PCB-1260	0.051	U	0.051	0.012
1336-36-3	Polychlorinated biphenyls, Total	0.051	U	0.051	0.012

CAS NO.	SURROGATE	%REC	Q	LIMITS
2051-24-3	DCB Decachlorobiphenyl	82		13-150
877-09-8	Tetrachloro-m-xylene (Surr)	77		14-150

TestAmerica Edison
Target Compound Quantitation Report

Data File: \\ChromNA\Edison\ChromData\CPESTGC6\20170124-50768.b\NR112076.D
Lims ID: 460-127124-Q-1-A
Client ID: DW-INF
Sample Type: Client
Inject. Date: 24-Jan-2017 10:43:56 ALS Bottle#: 8 Worklist Smp#: 8
Injection Vol: 1.0 ul Dil. Factor: 1.0000
Sample Info: 460-0050768-008
Operator ID: Instrument ID: CPESTGC6

Method: \\ChromNA\Edison\ChromData\CPESTGC6\20170124-50768.b\608GC6.m
Limit Group: GC 608 ICAL
Last Update: 25-Jan-2017 13:30:19 Calib Date: 17-Dec-2016 21:57:13
Integrator: Falcon
Quant Method: External Standard Quant By: Initial Calibration
Last ICal File: \\ChromNA\Edison\ChromData\CPESTGC6\20161217-49531.b\NR111912.D

Column 1 : Det: GC ECD1A
Column 2 : Det: GC ECD2B
Process Host: XAWRK020

First Level Reviewer: patelji Date: 24-Jan-2017 14:43:32

Col	RT (min.)	Exp RT (min.)	Dlt RT (min.)	Response	OnCol Amt ug/l	Flags
$ 4 Tetrachloro-m-xylene						M
1	2.260	2.267	-0.007	236494	153.6	M
2	2.067	2.057	0.010	517900	129.8	M
					RPD = 16.74	
$ 24 DCB Decachlorobiphenyl						M
1	9.357	9.340	0.017	157166	164.9	M
2	8.670	8.647	0.023	544247	172.0	
					RPD = 4.18	

QC Flag Legend

Review Flags

M - Manually Integrated

Report Date: 25-Jan-2017 13:30:43 Chrom Revision: 2.2 10-Jan-2017 11:26:10

TestAmerica Edison

Data File:	\\ChromNA\Edison\ChromData\CPESTGC6\20170124-50768.b\NR112076.D				
Injection Date:	24-Jan-2017 10:43:56	Instrument ID:	CPESTGC6	Operator ID:	
Lims ID:	460-127124-Q-1-A	Lab Sample ID:	460-127124-1	Worklist Smp#:	8
Client ID:	DW-INF				
Injection Vol:	1.0 ul	Dil. Factor:	1.0000	ALS Bottle#:	8
Method:	608GC6	Limit Group:	GC 608 ICAL		

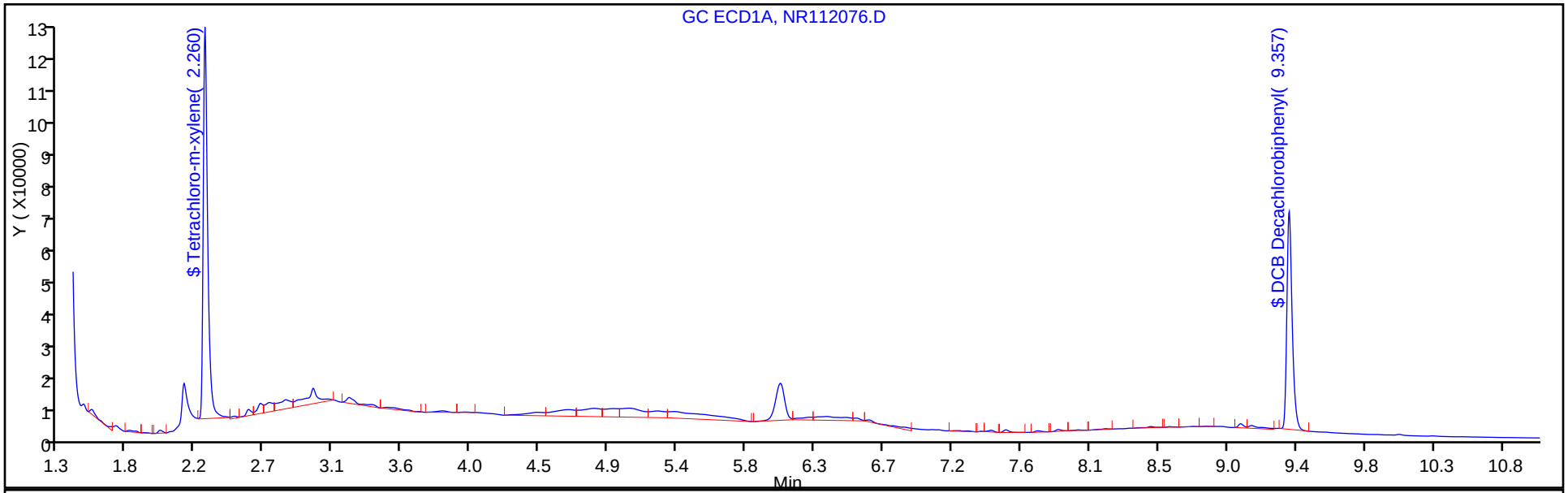

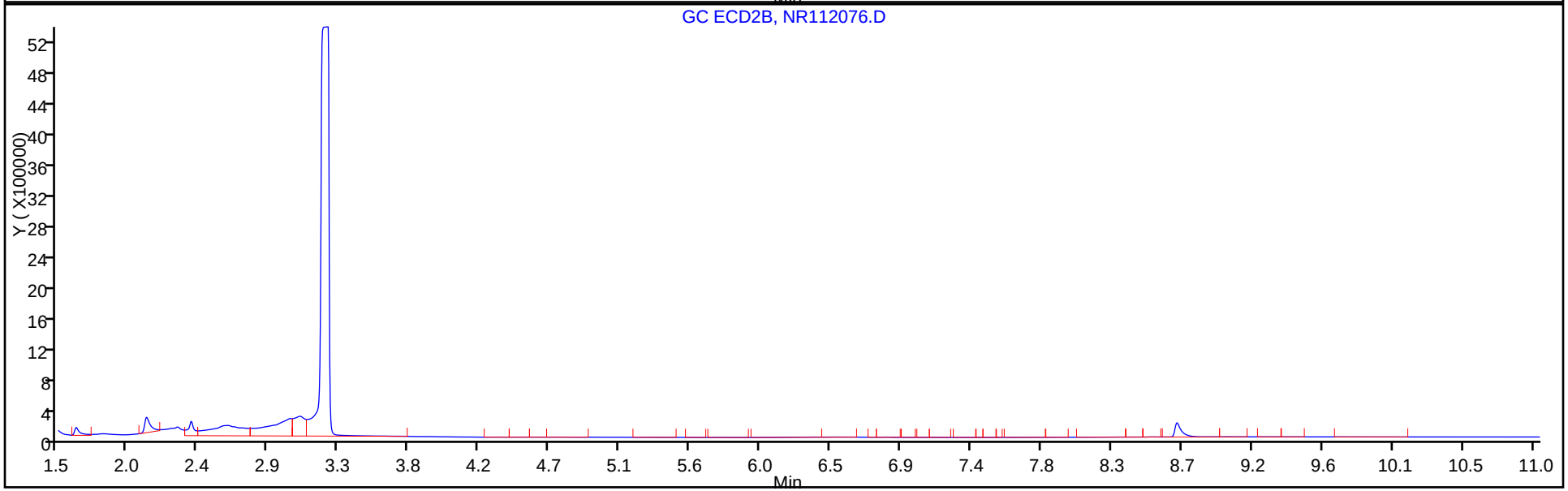

Manual Integration/User Assign Peak Report

TestAmerica Edison

Data File:	\\ChromNA\Edison\ChromData\CPESTGC6\20170124-50768.b\NR112076.D				
Injection Date:	24-Jan-2017 10:43:56	Instrument ID:	CPESTGC6		
Lims ID:	460-127124-Q-1-A	Lab Sample ID:	460-127124-1		
Client ID:	DW-INF				
Operator ID:		ALS Bottle#:	8	Worklist Smp#:	8
Injection Vol:	1.0 ul	Dil. Factor:	1.0000		
Method:	608GC6	Limit Group:	GC 608 ICAL		
Column:		Detector	GC ECD1A		

$ 24 DCB Decachlorobiphenyl, CAS: 2051-24-3

Signal: 1

Processing Integration Results

RT: 9.36
Area: 161632
Amount: 169.8877
Amount Units: ug/l

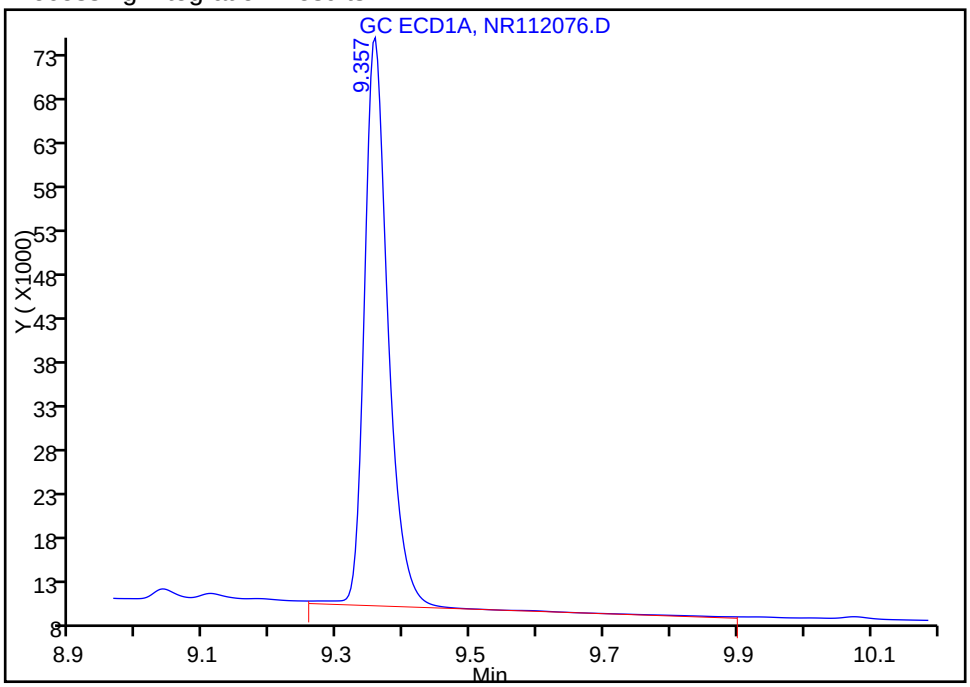

Manual Integration Results

RT: 9.36
Area: 157166
Amount: 164.9375
Amount Units: ug/l

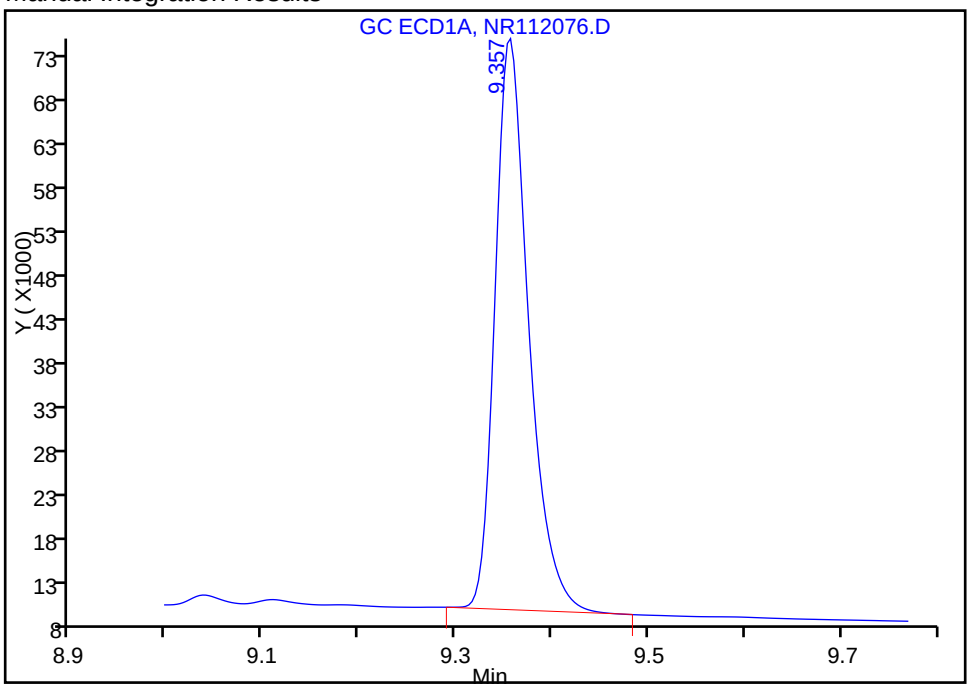

Reviewer: patelji, 24-Jan-2017 14:43:32

Audit Action: Manually Integrated Audit Reason: Peak not integrated

Manual Integration/User Assign Peak Report

TestAmerica Edison

Data File:	\\ChromNA\Edison\ChromData\CPESTGC6\20170124-50768.b\NR112076.D				
Injection Date:	24-Jan-2017 10:43:56	Instrument ID:	CPESTGC6		
Lims ID:	460-127124-Q-1-A	Lab Sample ID:	460-127124-1		
Client ID:	DW-INF				
Operator ID:		ALS Bottle#:	8	Worklist Smp#:	8
Injection Vol:	1.0 ul	Dil. Factor:	1.0000		
Method:	608GC6	Limit Group:	GC 608 ICAL		
Column:		Detector	GC ECD1A		

$ 4 Tetrachloro-m-xylene, CAS: 877-09-8

Signal: 1

Processing Integration Results

RT: 2.26
Area: 250566
Amount: 162.7043
Amount Units: ug/l

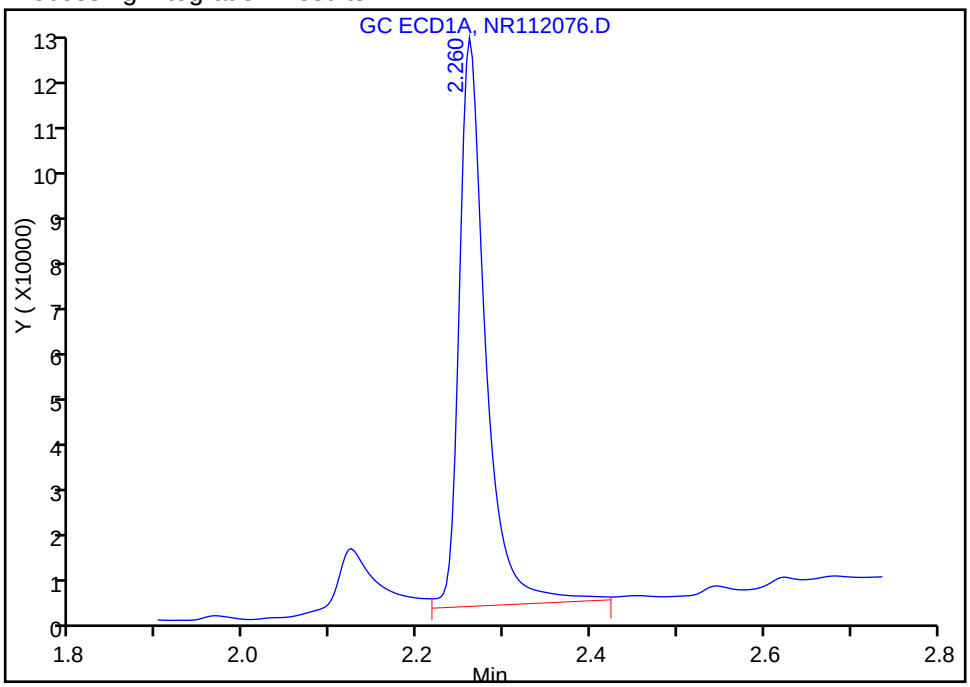

Manual Integration Results

RT: 2.26
Area: 236494
Amount: 153.5667
Amount Units: ug/l

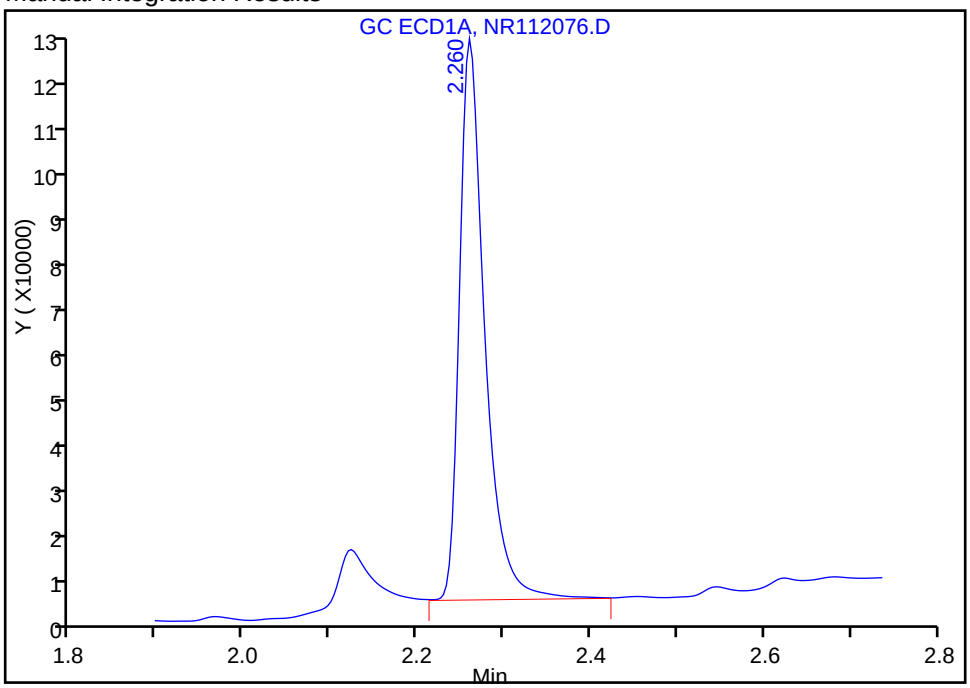

Reviewer: patelji, 24-Jan-2017 14:43:32

Audit Action: Manually Integrated Audit Reason: Peak not integrated

FORM I
PCBS ORGANICS ANALYSIS DATA SHEET

Lab Name: TestAmerica Edison
Job No.: 460-127124-1
SDG No.:
Client Sample ID: DW-INF
Lab Sample ID: 460-127124-1
Matrix: Water
Lab File ID: NR112076.D
Analysis Method: 608
Date Collected: 01/20/2017 01:55
Extraction Method: 608
Date Extracted: 01/23/2017 08:28
Sample wt/vol: 990(mL)
Date Analyzed: 01/24/2017 10:43
Con. Extract Vol.: 0.5(mL)
Dilution Factor: 1
Injection Volume: 1(uL)
GC Column: Rtx-CLP ID: 0.53(mm)
% Moisture:
GPC Cleanup:(Y/N) N
Analysis Batch No.: 416166
Units: ug/L

CAS NO.	SURROGATE	%REC	Q	LIMITS
2051-24-3	DCB Decachlorobiphenyl	86		13-150
877-09-8	Tetrachloro-m-xylene (Surr)	65		14-150

TestAmerica Edison
Target Compound Quantitation Report

Data File: \\ChromNA\Edison\ChromData\CPESTGC6\20170124-50768.b\NR112076.D
Lims ID: 460-127124-Q-1-A
Client ID: DW-INF
Sample Type: Client
Inject. Date: 24-Jan-2017 10:43:56 ALS Bottle#: 8 Worklist Smp#: 8
Injection Vol: 1.0 ul Dil. Factor: 1.0000
Sample Info: 460-0050768-008
Operator ID: Instrument ID: CPESTGC6

Method: \\ChromNA\Edison\ChromData\CPESTGC6\20170124-50768.b\608GC6.m
Limit Group: GC 608 ICAL
Last Update: 25-Jan-2017 13:30:19 Calib Date: 17-Dec-2016 21:57:13
Integrator: Falcon
Quant Method: External Standard Quant By: Initial Calibration
Last ICal File: \\ChromNA\Edison\ChromData\CPESTGC6\20161217-49531.b\NR111912.D

Column 1 : Det: GC ECD1A
Column 2 : Det: GC ECD2B
Process Host: XAWRK020

First Level Reviewer: patelji Date: 24-Jan-2017 14:43:32

Col	RT (min.)	Exp RT (min.)	Dlt RT (min.)	Response	OnCol Amt ug/l	Flags
$ 4 Tetrachloro-m-xylene						M
1	2.260	2.267	-0.007	236494	153.6	M
2	2.067	2.057	0.010	517900	129.8	M
					RPD = 16.74	
$ 24 DCB Decachlorobiphenyl						M
1	9.357	9.340	0.017	157166	164.9	M
2	8.670	8.647	0.023	544247	172.0	
					RPD = 4.18	

QC Flag Legend

Review Flags

M - Manually Integrated

Report Date: 25-Jan-2017 13:30:44 Chrom Revision: 2.2 10-Jan-2017 11:26:10

TestAmerica Edison

Data File:	\\ChromNA\Edison\ChromData\CPESTGC6\20170124-50768.b\NR112076.D				
Injection Date:	24-Jan-2017 10:43:56	Instrument ID:	CPESTGC6	Operator ID:	
Lims ID:	460-127124-Q-1-A	Lab Sample ID:	460-127124-1	Worklist Smp#:	8
Client ID:	DW-INF				
Injection Vol:	1.0 ul	Dil. Factor:	1.0000	ALS Bottle#:	8
Method:	608GC6	Limit Group:	GC 608 ICAL		

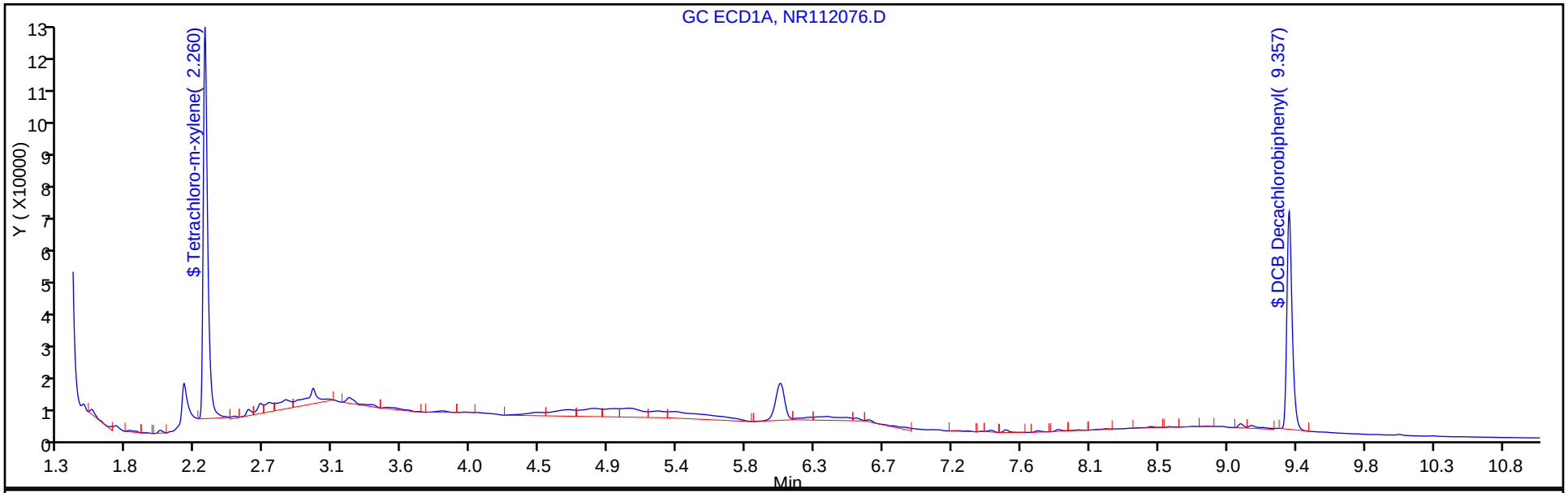

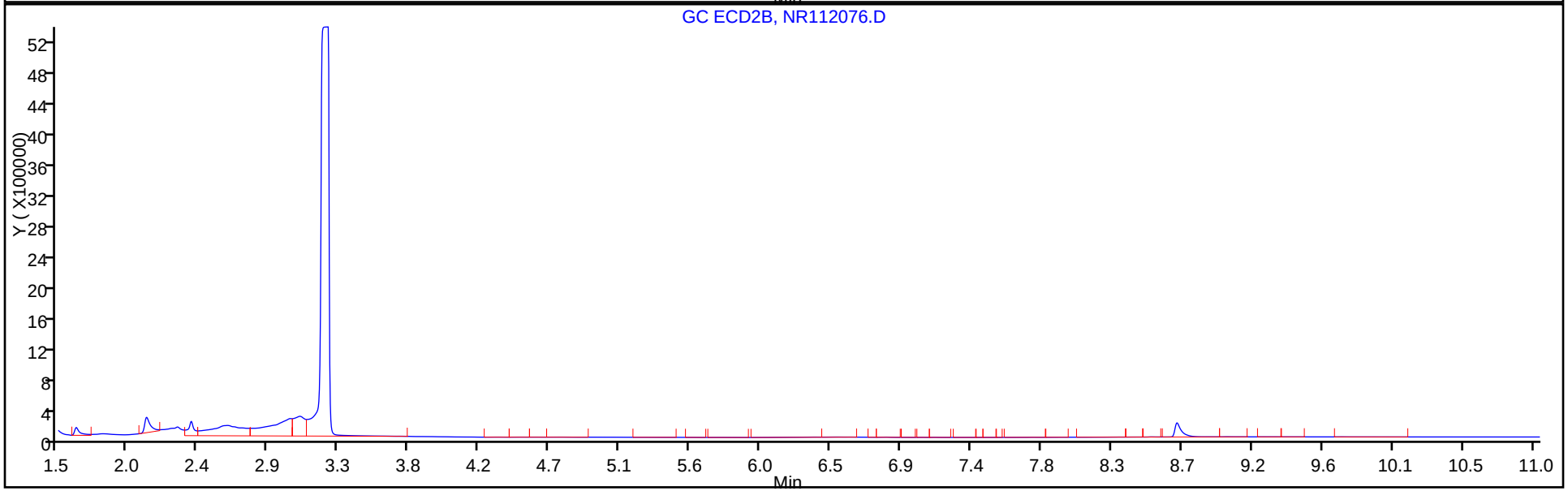

Manual Integration/User Assign Peak Report

TestAmerica Edison

Data File:	\\ChromNA\Edison\ChromData\CPESTGC6\20170124-50768.b\NR112076.D				
Injection Date:	24-Jan-2017 10:43:56	Instrument ID:	CPESTGC6		
Lims ID:	460-127124-Q-1-A	Lab Sample ID:	460-127124-1		
Client ID:	DW-INF				
Operator ID:		ALS Bottle#:	8	Worklist Smp#:	8
Injection Vol:	1.0 ul	Dil. Factor:	1.0000		
Method:	608GC6	Limit Group:	GC 608 ICAL		
Column:		Detector	GC ECD2B		

$ 4 Tetrachloro-m-xylene, CAS: 877-09-8

Signal: 2

Processing Integration Results

RT: 2.07
Area: 909034
Amount: 227.9160
Amount Units: ug/l

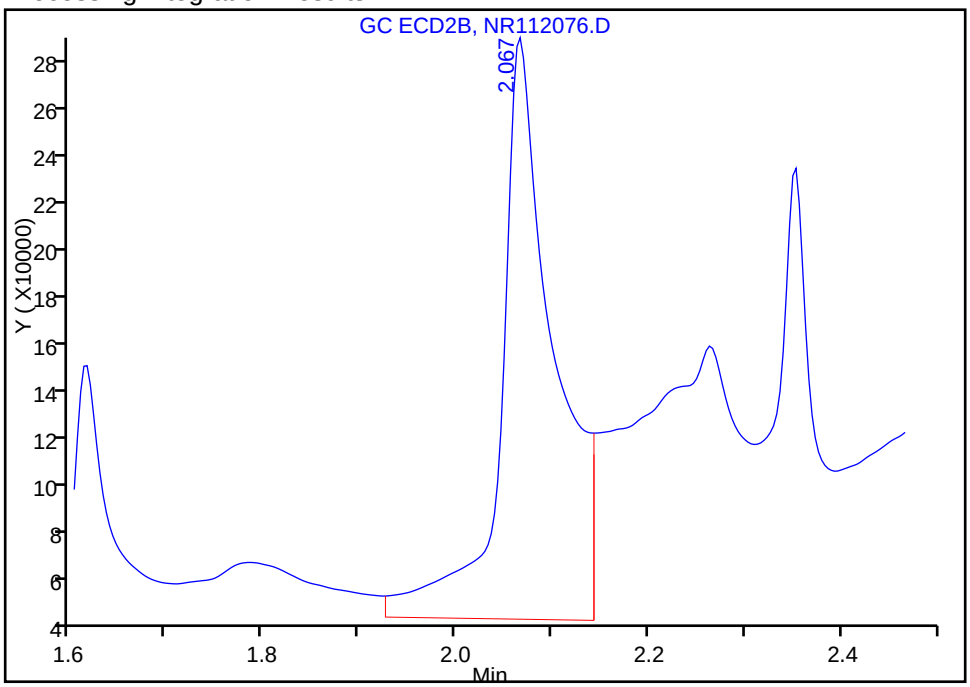

Manual Integration Results

RT: 2.07
Area: 517900
Amount: 129.8496
Amount Units: ug/l

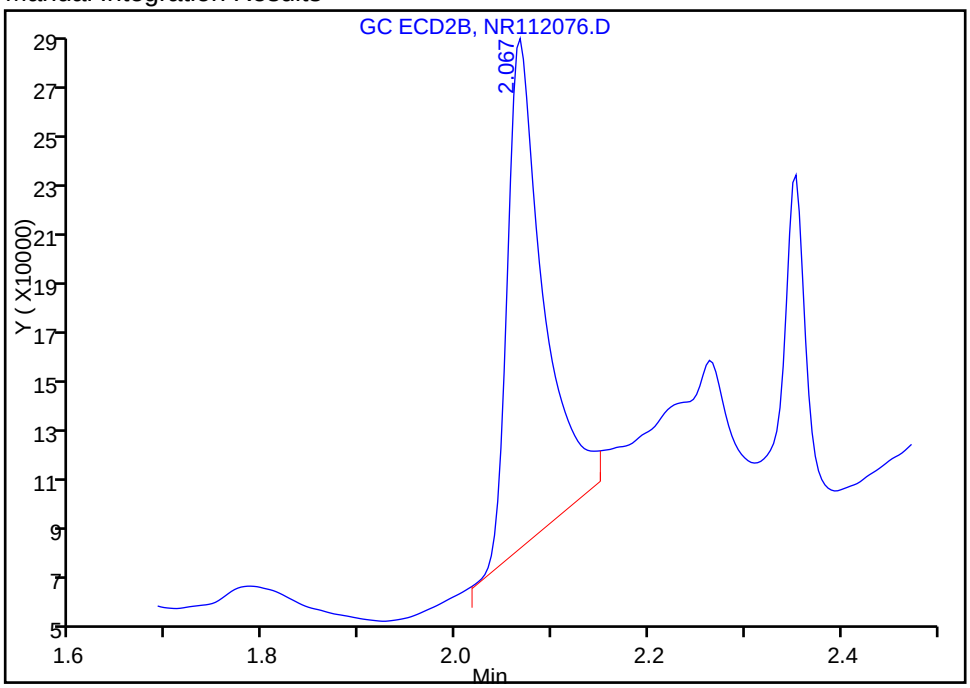

Reviewer: patelji, 24-Jan-2017 14:43:32

Audit Action: Manually Integrated Audit Reason: Peak not integrated

FORM I
PCBS ORGANICS ANALYSIS DATA SHEET

Lab Name: TestAmerica Edison | Job No.: 460-127124-1

SDG No.:

Client Sample ID: DW-PPF | Lab Sample ID: 460-127124-2

Matrix: Water | Lab File ID: NR112077.D

Analysis Method: 608 | Date Collected: 01/20/2017 03:20

Extraction Method: 608 | Date Extracted: 01/23/2017 08:28

Sample wt/vol: 990(mL) | Date Analyzed: 01/24/2017 10:57

Con. Extract Vol.: 0.5(mL) | Dilution Factor: 1

Injection Volume: 1(uL) | GC Column: CLP-2 ID: 0.53(mm)

% Moisture: | GPC Cleanup:(Y/N) N

Analysis Batch No.: 416166 | Units: ug/L

CAS NO.	COMPOUND NAME	RESULT	Q	RL	MDL
12674-11-2	PCB-1016	0.051	U	0.051	0.017
11104-28-2	PCB-1221	0.051	U	0.051	0.024
11141-16-5	PCB-1232	0.051	U	0.051	0.028
53469-21-9	PCB-1242	0.051	U	0.051	0.031
12672-29-6	PCB-1248	0.051	U	0.051	0.017
11097-69-1	PCB-1254	0.051	U	0.051	0.017
11096-82-5	PCB-1260	0.051	U	0.051	0.012
1336-36-3	Polychlorinated biphenyls, Total	0.051	U	0.051	0.012

CAS NO.	SURROGATE	%REC	Q	LIMITS
2051-24-3	DCB Decachlorobiphenyl	97		13-150
877-09-8	Tetrachloro-m-xylene (Surr)	69		14-150

TestAmerica Edison
Target Compound Quantitation Report

Data File: \\ChromNA\Edison\ChromData\CPESTGC6\20170124-50768.b\NR112077.D
Lims ID: 460-127124-P-2-A
Client ID: DW-PPF
Sample Type: Client
Inject. Date: 24-Jan-2017 10:57:29 ALS Bottle#: 9 Worklist Smp#: 9
Injection Vol: 1.0 ul Dil. Factor: 1.0000
Sample Info: 460-0050768-009
Operator ID: Instrument ID: CPESTGC6

Method: \\ChromNA\Edison\ChromData\CPESTGC6\20170124-50768.b\608GC6.m
Limit Group: GC 608 ICAL
Last Update: 25-Jan-2017 13:30:19 Calib Date: 17-Dec-2016 21:57:13
Integrator: Falcon
Quant Method: External Standard Quant By: Initial Calibration
Last ICal File: \\ChromNA\Edison\ChromData\CPESTGC6\20161217-49531.b\NR111912.D

Column 1 : Det: GC ECD1A
Column 2 : Det: GC ECD2B
Process Host: XAWRK020

First Level Reviewer: patelji Date: 24-Jan-2017 14:43:05

Col	RT (min.)	Exp RT (min.)	Dlt RT (min.)	Response	OnCol Amt ug/l	Flags
$ 4 Tetrachloro-m-xylene						M
1	2.263	2.267	-0.004	211783	137.5	M
2	2.057	2.057	0.000	481216	120.7	M
					RPD = 13.07	
$ 24 DCB Decachlorobiphenyl						M
1	9.347	9.340	0.007	182992	193.6	M
2	8.653	8.647	0.006	615215	194.4	M
					RPD = 0.43	

QC Flag Legend

Review Flags

M - Manually Integrated

Report Date: 25-Jan-2017 13:30:50 Chrom Revision: 2.2 10-Jan-2017 11:26:10

TestAmerica Edison

Data File:	\\ChromNA\Edison\ChromData\CPESTGC6\20170124-50768.b\NR112077.D				
Injection Date:	24-Jan-2017 10:57:29	Instrument ID:	CPESTGC6	Operator ID:	
Lims ID:	460-127124-P-2-A	Lab Sample ID:	460-127124-2	Worklist Smp#:	9
Client ID:	DW-PPF				
Injection Vol:	1.0 ul	Dil. Factor:	1.0000	ALS Bottle#:	9
Method:	608GC6	Limit Group:	GC 608 ICAL		

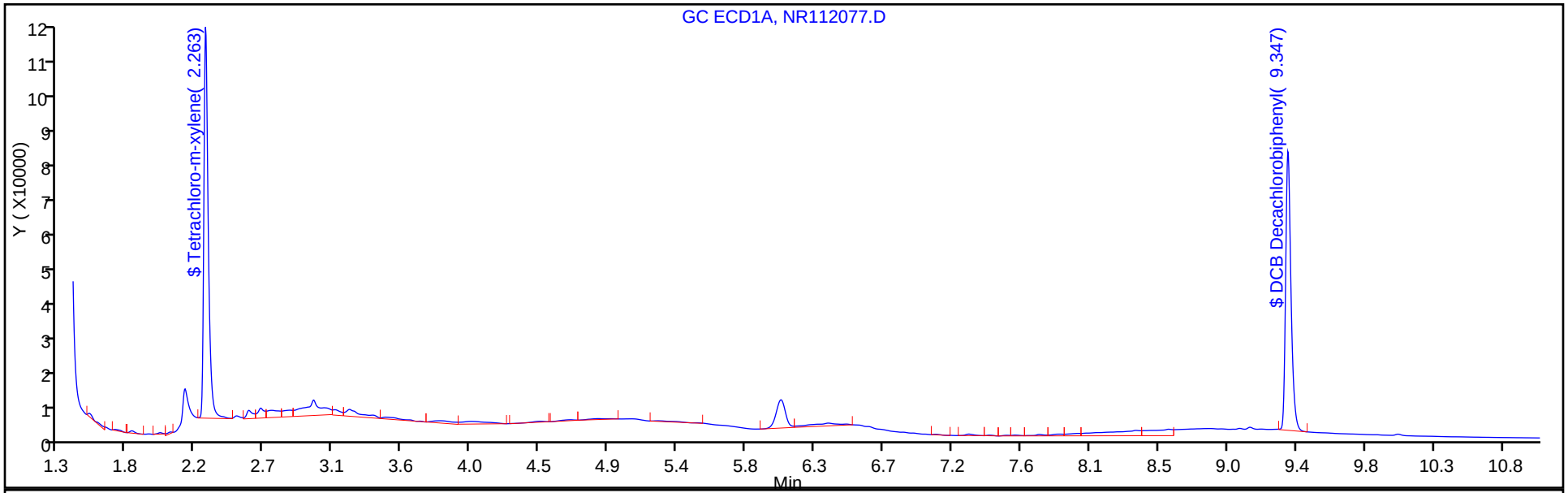

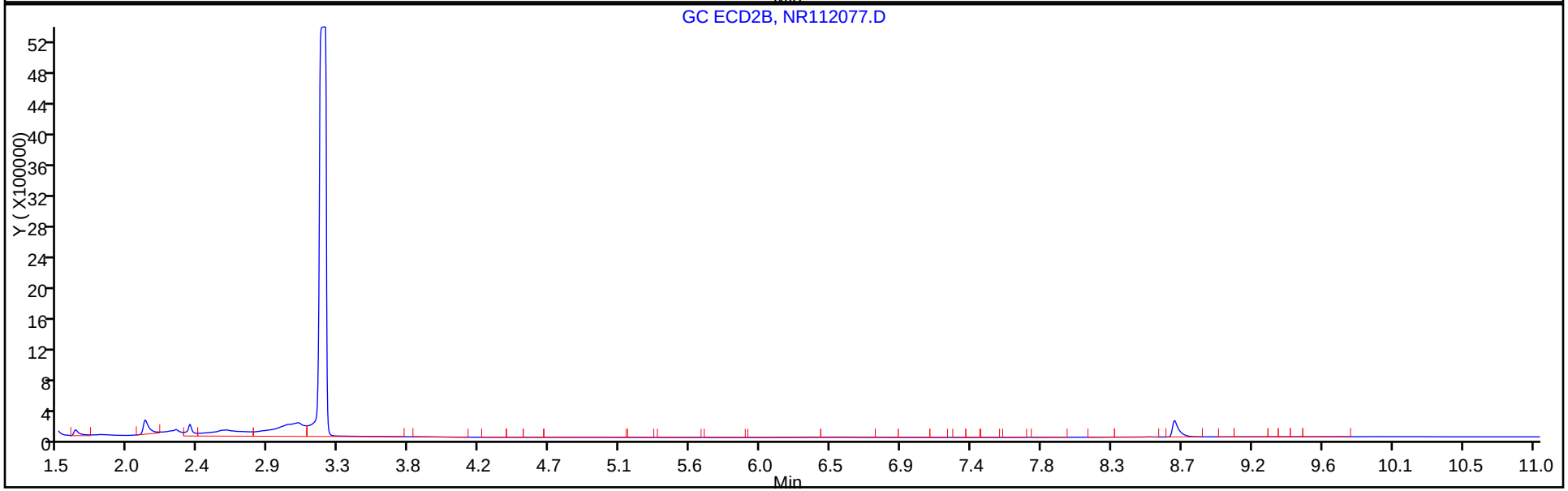

Manual Integration/User Assign Peak Report

TestAmerica Edison

Data File:	\\ChromNA\Edison\ChromData\CPESTGC6\20170124-50768.b\NR112077.D				
Injection Date:	24-Jan-2017 10:57:29	Instrument ID:	CPESTGC6		
Lims ID:	460-127124-P-2-A	Lab Sample ID:	460-127124-2		
Client ID:	DW-PPF				
Operator ID:		ALS Bottle#:	9	Worklist Smp#:	9
Injection Vol:	1.0 ul	Dil. Factor:	1.0000		
Method:	608GC6	Limit Group:	GC 608 ICAL		
Column:		Detector	GC ECD1A		

$ 24 DCB Decachlorobiphenyl, CAS: 2051-24-3

Signal: 1

Processing Integration Results

RT: 9.35
Area: 217748
Amount: 232.0885
Amount Units: ug/l

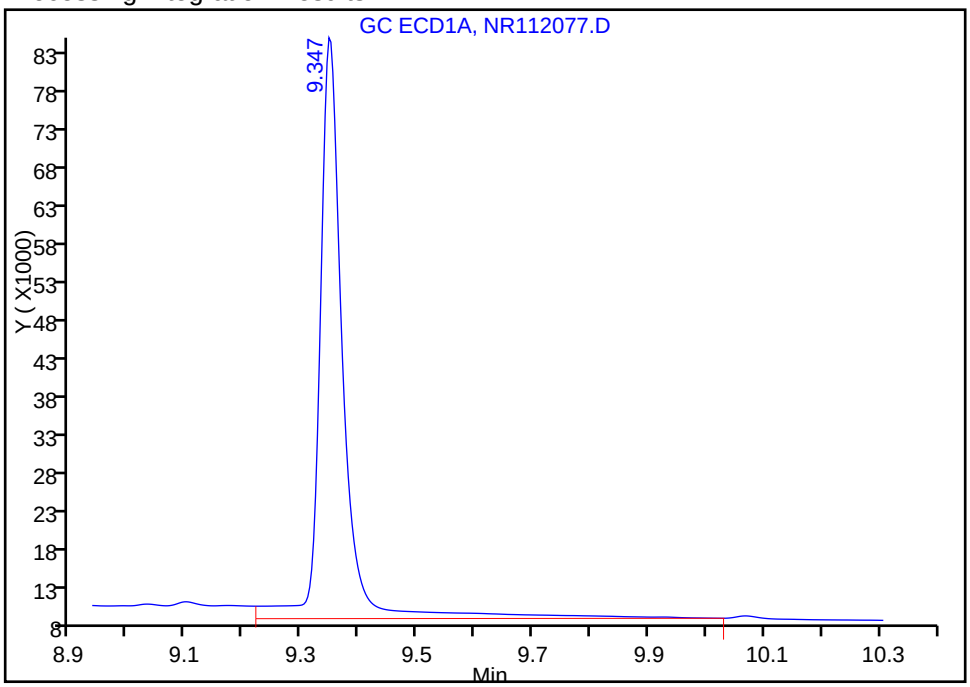

Manual Integration Results

RT: 9.35
Area: 182992
Amount: 193.5638
Amount Units: ug/l

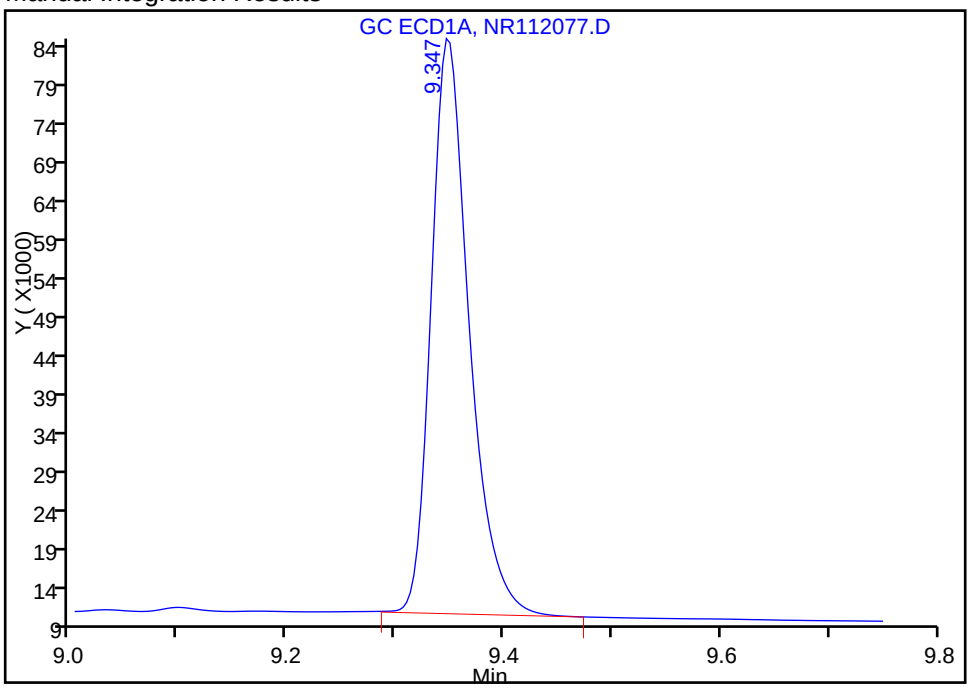

Reviewer: patelji, 24-Jan-2017 14:43:05

Audit Action: Manually Integrated Audit Reason: Sample matrix interference

Manual Integration/User Assign Peak Report

TestAmerica Edison

Data File:	\\ChromNA\Edison\ChromData\CPESTGC6\20170124-50768.b\NR112077.D				
Injection Date:	24-Jan-2017 10:57:29	Instrument ID:	CPESTGC6		
Lims ID:	460-127124-P-2-A	Lab Sample ID:	460-127124-2		
Client ID:	DW-PPF				
Operator ID:		ALS Bottle#:	9	Worklist Smp#:	9
Injection Vol:	1.0 ul	Dil. Factor:	1.0000		
Method:	608GC6	Limit Group:	GC 608 ICAL		
Column:		Detector	GC ECD1A		

$ 4 Tetrachloro-m-xylene, CAS: 877-09-8

Signal: 1

Processing Integration Results

RT: 2.26
Area: 260208
Amount: 168.9654
Amount Units: ug/l

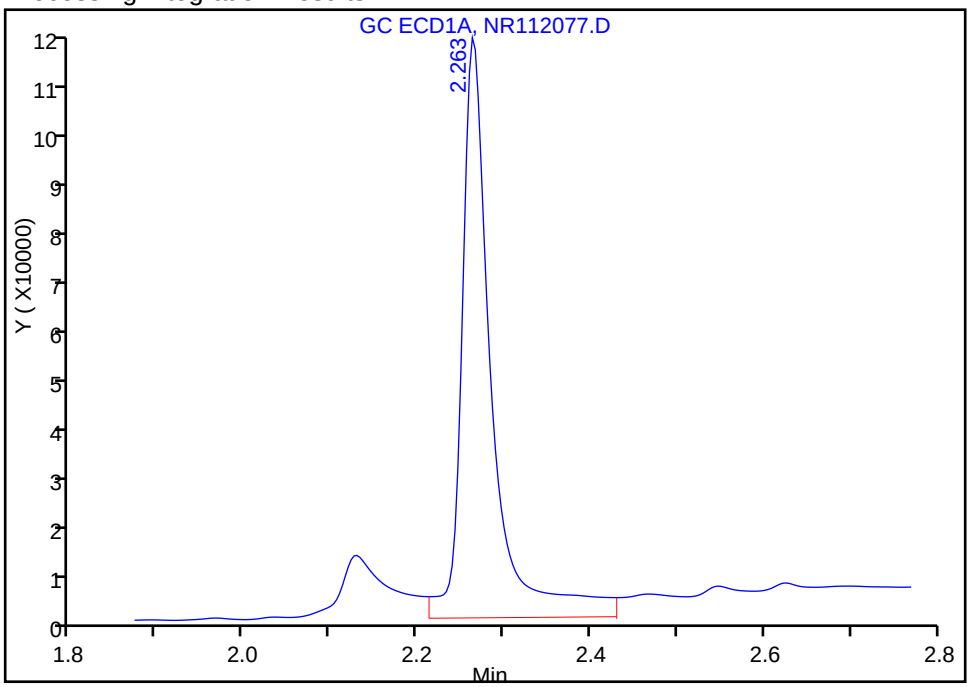

Manual Integration Results

RT: 2.26
Area: 211783
Amount: 137.5207
Amount Units: ug/l

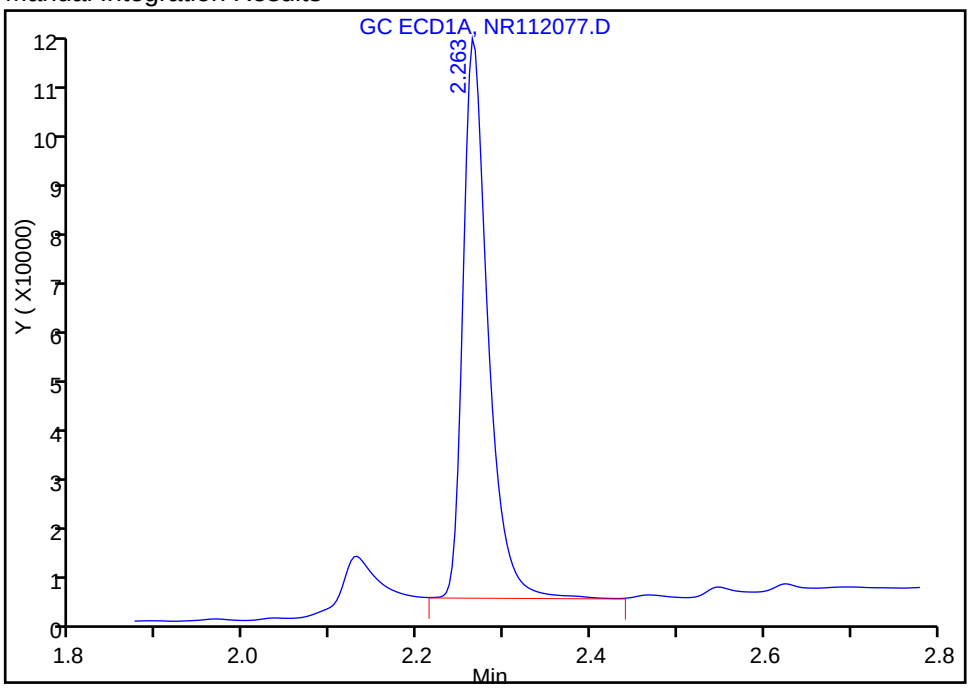

Reviewer: patelji, 24-Jan-2017 14:43:05

Audit Action: Manually Integrated Audit Reason: Sample matrix interference

FORM I
PCBS ORGANICS ANALYSIS DATA SHEET

Lab Name: TestAmerica Edison
Job No.: 460-127124-1
SDG No.:
Client Sample ID: DW-PPF
Lab Sample ID: 460-127124-2
Matrix: Water
Lab File ID: NR112077.D
Analysis Method: 608
Date Collected: 01/20/2017 03:20
Extraction Method: 608
Date Extracted: 01/23/2017 08:28
Sample wt/vol: 990(mL)
Date Analyzed: 01/24/2017 10:57
Con. Extract Vol.: 0.5(mL)
Dilution Factor: 1
Injection Volume: 1(uL)
GC Column: Rtx-CLP ID: 0.53(mm)
% Moisture:
GPC Cleanup:(Y/N) N
Analysis Batch No.: 416166
Units: ug/L

CAS NO.	SURROGATE	%REC	Q	LIMITS
2051-24-3	DCB Decachlorobiphenyl	97		13-150
877-09-8	Tetrachloro-m-xylene (Surr)	60		14-150

TestAmerica Edison
Target Compound Quantitation Report

Data File: \\ChromNA\Edison\ChromData\CPESTGC6\20170124-50768.b\NR112077.D
Lims ID: 460-127124-P-2-A
Client ID: DW-PPF
Sample Type: Client
Inject. Date: 24-Jan-2017 10:57:29 ALS Bottle#: 9 Worklist Smp#: 9
Injection Vol: 1.0 ul Dil. Factor: 1.0000
Sample Info: 460-0050768-009
Operator ID: Instrument ID: CPESTGC6

Method: \\ChromNA\Edison\ChromData\CPESTGC6\20170124-50768.b\608GC6.m
Limit Group: GC 608 ICAL
Last Update: 25-Jan-2017 13:30:19 Calib Date: 17-Dec-2016 21:57:13
Integrator: Falcon
Quant Method: External Standard Quant By: Initial Calibration
Last ICal File: \\ChromNA\Edison\ChromData\CPESTGC6\20161217-49531.b\NR111912.D

Column 1 : Det: GC ECD1A
Column 2 : Det: GC ECD2B
Process Host: XAWRK020

First Level Reviewer: patelji Date: 24-Jan-2017 14:43:05

Col	RT (min.)	Exp RT (min.)	Dlt RT (min.)	Response	OnCol Amt ug/l	Flags
$ 4 Tetrachloro-m-xylene						M
1	2.263	2.267	-0.004	211783	137.5	M
2	2.057	2.057	0.000	481216	120.7	M
					RPD = 13.07	
$ 24 DCB Decachlorobiphenyl						M
1	9.347	9.340	0.007	182992	193.6	M
2	8.653	8.647	0.006	615215	194.4	M
					RPD = 0.43	

QC Flag Legend

Review Flags

M - Manually Integrated

Report Date: 25-Jan-2017 13:30:51 Chrom Revision: 2.2 10-Jan-2017 11:26:10

TestAmerica Edison

Data File:	\\ChromNA\Edison\ChromData\CPESTGC6\20170124-50768.b\NR112077.D				
Injection Date:	24-Jan-2017 10:57:29	Instrument ID:	CPESTGC6	Operator ID:	
Lims ID:	460-127124-P-2-A	Lab Sample ID:	460-127124-2	Worklist Smp#:	9
Client ID:	DW-PPF				
Injection Vol:	1.0 ul	Dil. Factor:	1.0000	ALS Bottle#:	9
Method:	608GC6	Limit Group:	GC 608 ICAL		

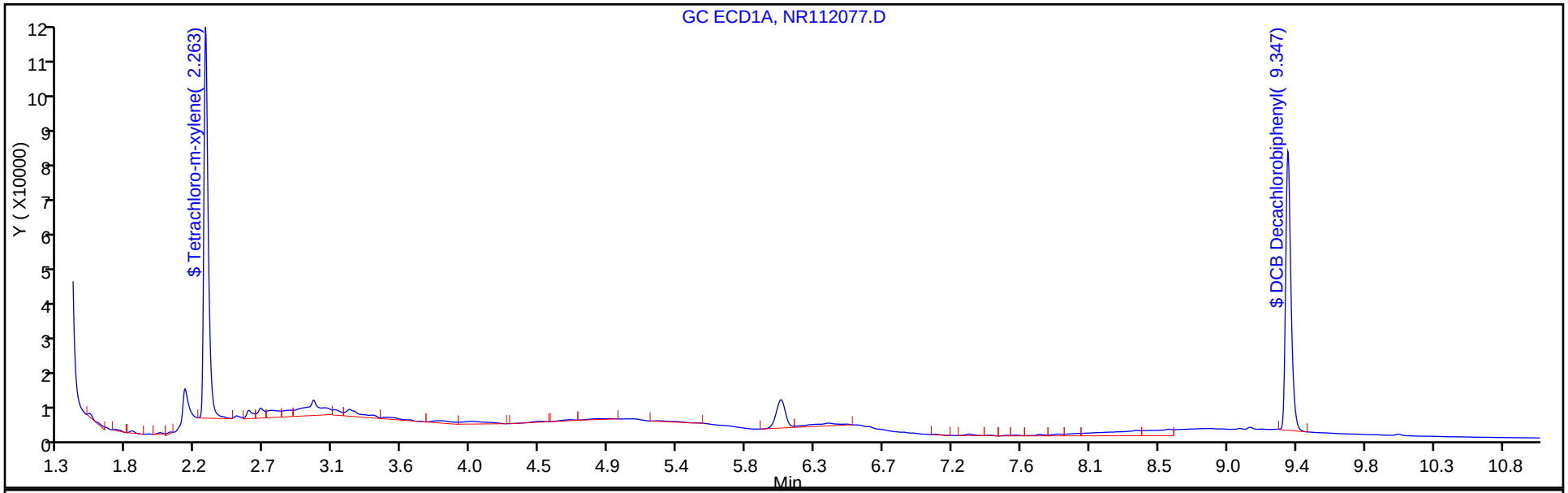

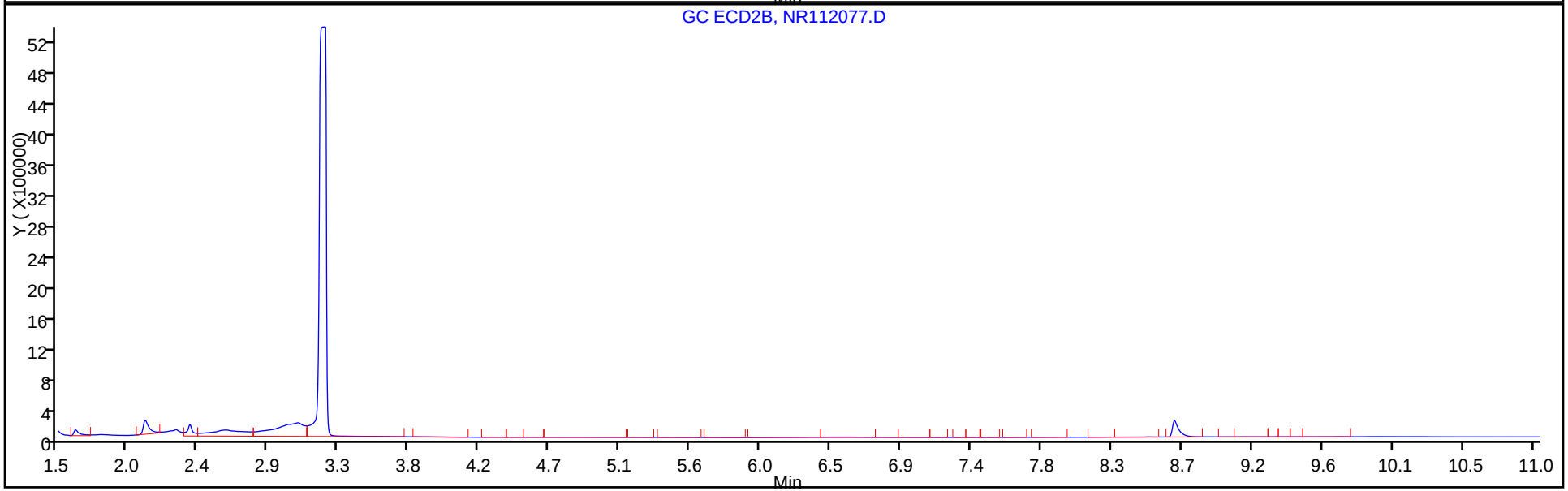

Manual Integration/User Assign Peak Report

TestAmerica Edison

Data File:	\\ChromNA\Edison\ChromData\CPESTGC6\20170124-50768.b\NR112077.D				
Injection Date:	24-Jan-2017 10:57:29	Instrument ID:	CPESTGC6		
Lims ID:	460-127124-P-2-A	Lab Sample ID:	460-127124-2		
Client ID:	DW-PPF				
Operator ID:		ALS Bottle#:	9	Worklist Smp#:	9
Injection Vol:	1.0 ul	Dil. Factor:	1.0000		
Method:	608GC6	Limit Group:	GC 608 ICAL		
Column:		Detector	GC ECD2B		

$ 24 DCB Decachlorobiphenyl, CAS: 2051-24-3

Signal: 2

Processing Integration Results

RT: 8.65
Area: 650264
Amount: 205.4827
Amount Units: ug/l

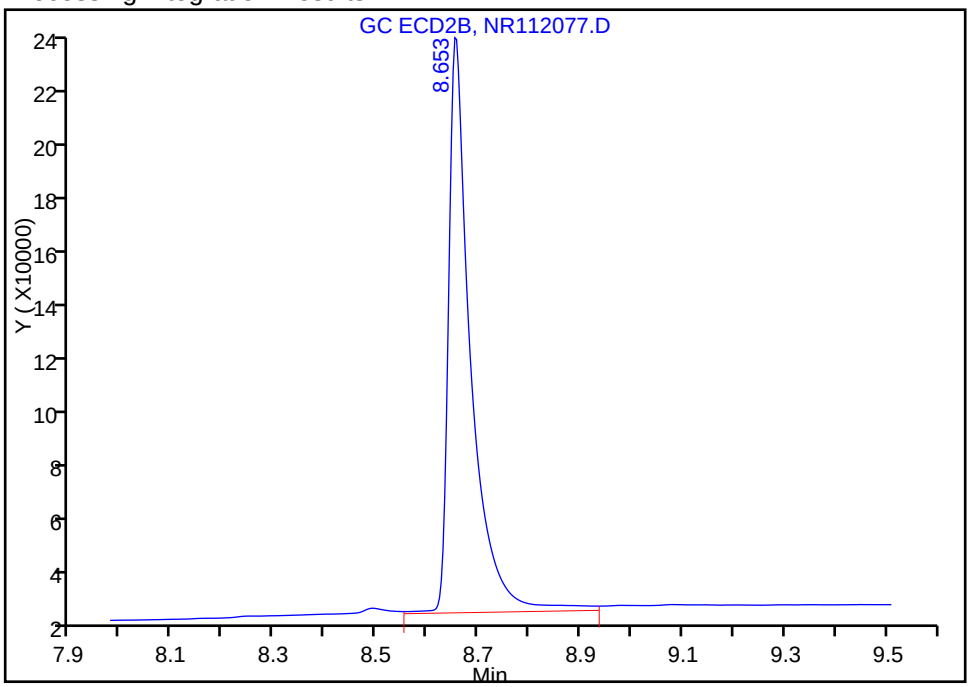

Manual Integration Results

RT: 8.65
Area: 615215
Amount: 194.4073
Amount Units: ug/l

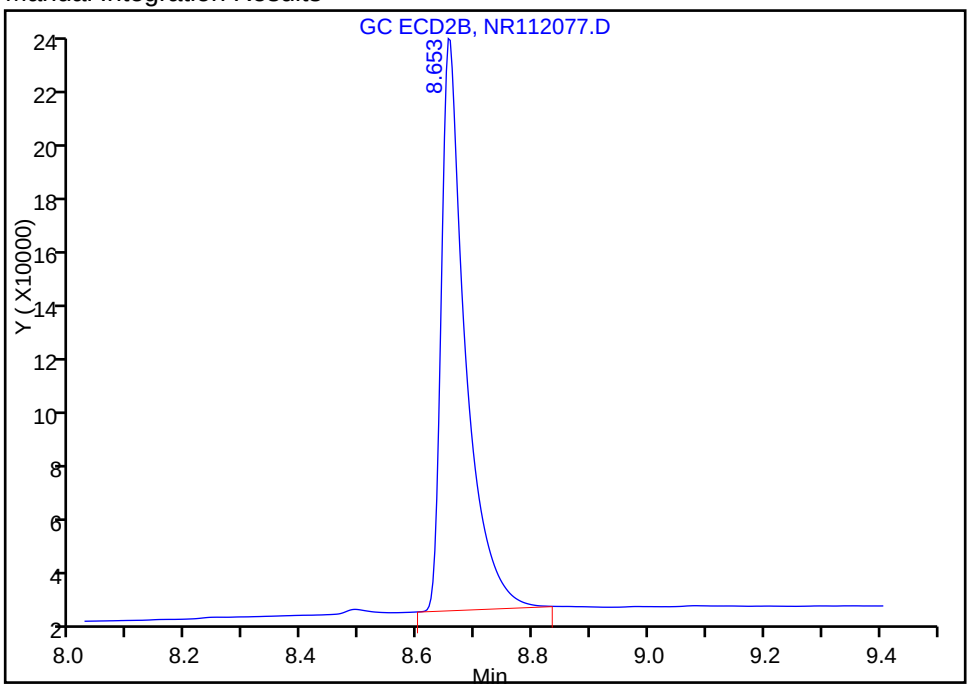

Reviewer: patelji, 24-Jan-2017 14:43:05

Audit Action: Manually Integrated Audit Reason: Sample matrix interference

Manual Integration/User Assign Peak Report

TestAmerica Edison

Data File:	\\ChromNA\Edison\ChromData\CPESTGC6\20170124-50768.b\NR112077.D				
Injection Date:	24-Jan-2017 10:57:29	Instrument ID:	CPESTGC6		
Lims ID:	460-127124-P-2-A	Lab Sample ID:	460-127124-2		
Client ID:	DW-PPF				
Operator ID:		ALS Bottle#:	9	Worklist Smp#:	9
Injection Vol:	1.0 ul	Dil. Factor:	1.0000		
Method:	608GC6	Limit Group:	GC 608 ICAL		
Column:		Detector	GC ECD2B		

$ 4 Tetrachloro-m-xylene, CAS: 877-09-8

Signal: 2

Processing Integration Results

RT: 2.06
Area: 706828
Amount: 177.2182
Amount Units: ug/l

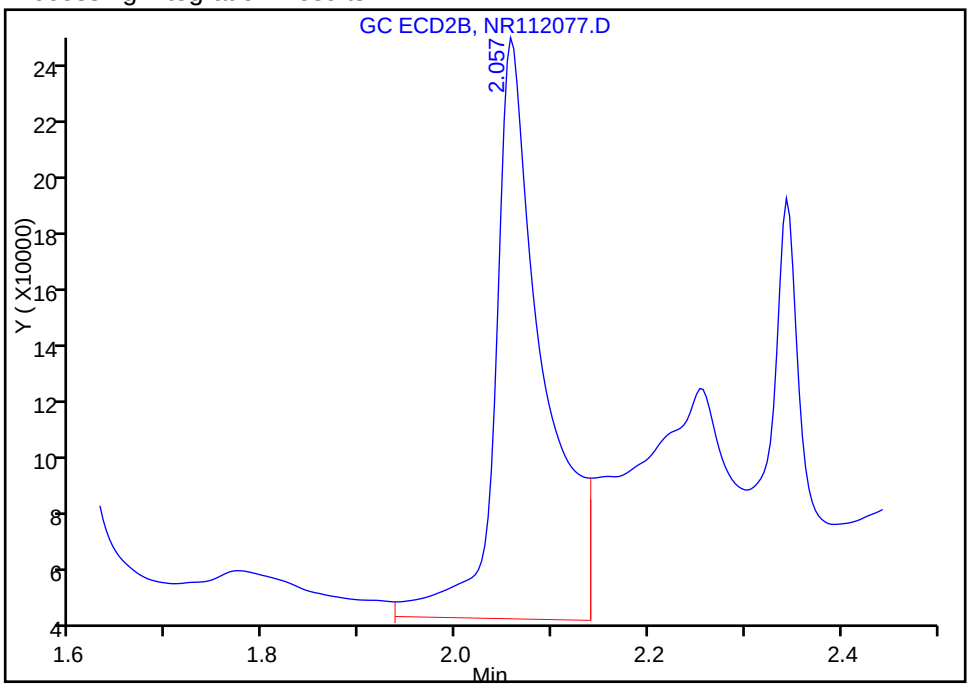

Manual Integration Results

RT: 2.06
Area: 481216
Amount: 120.6520
Amount Units: ug/l

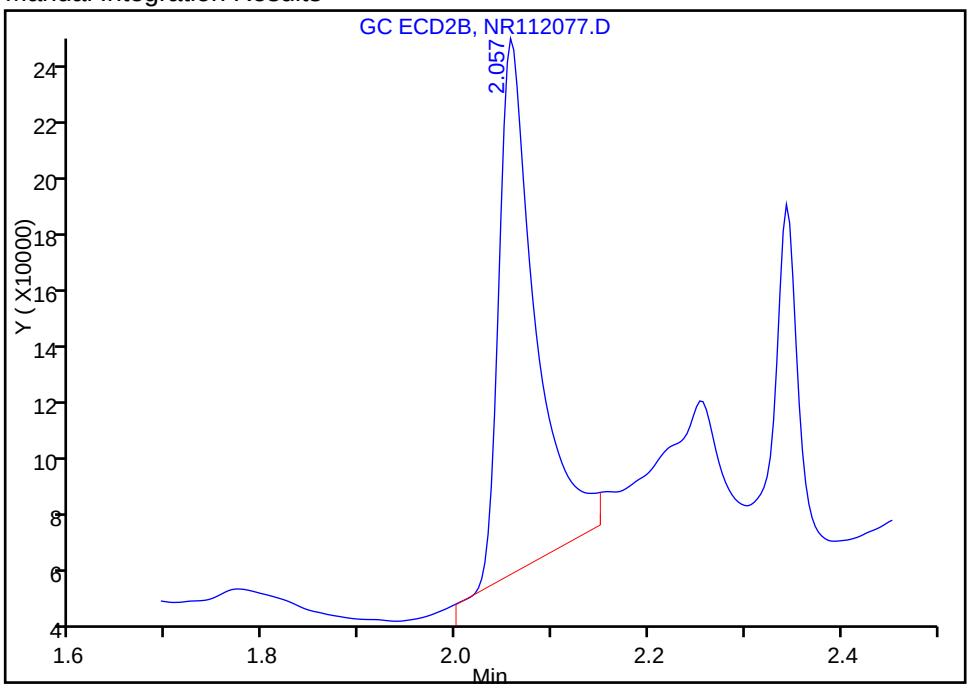

Reviewer: patelji, 24-Jan-2017 14:43:05

Audit Action: Manually Integrated Audit Reason: Sample matrix interference

FORM I
PCBS ORGANICS ANALYSIS DATA SHEET

Lab Name: TestAmerica Edison | Job No.: 460-127124-1

SDG No.:

Client Sample ID: DW-PCF | Lab Sample ID: 460-127124-3

Matrix: Water | Lab File ID: NR112078.D

Analysis Method: 608 | Date Collected: 01/20/2017 03:46

Extraction Method: 608 | Date Extracted: 01/23/2017 08:28

Sample wt/vol: 990(mL) | Date Analyzed: 01/24/2017 11:11

Con. Extract Vol.: 0.5(mL) | Dilution Factor: 1

Injection Volume: 1(uL) | GC Column: CLP-2 ID: 0.53(mm)

% Moisture: | GPC Cleanup:(Y/N) N

Analysis Batch No.: 416166 | Units: ug/L

CAS NO.	SURROGATE	%REC	Q	LIMITS
2051-24-3	DCB Decachlorobiphenyl	108		13-150
877-09-8	Tetrachloro-m-xylene (Surr)	80		14-150

TestAmerica Edison
Target Compound Quantitation Report

Data File: \\ChromNA\Edison\ChromData\CPESTGC6\20170124-50768.b\NR112078.D
Lims ID: 460-127124-N-3-A
Client ID: DW-PCF
Sample Type: Client
Inject. Date: 24-Jan-2017 11:11:47 ALS Bottle#: 10 Worklist Smp#: 10
Injection Vol: 1.0 ul Dil. Factor: 1.0000
Sample Info: 460-0050768-010
Operator ID: Instrument ID: CPESTGC6

Method: \\ChromNA\Edison\ChromData\CPESTGC6\20170124-50768.b\608GC6.m
Limit Group: GC 608 ICAL
Last Update: 25-Jan-2017 13:30:19 Calib Date: 17-Dec-2016 21:57:13
Integrator: Falcon
Quant Method: External Standard Quant By: Initial Calibration
Last ICal File: \\ChromNA\Edison\ChromData\CPESTGC6\20161217-49531.b\NR111912.D

Column 1 : Det: GC ECD1A
Column 2 : Det: GC ECD2B
Process Host: XAWRK020

First Level Reviewer: patelji Date: 24-Jan-2017 14:42:13

Col	RT (min.)	Exp RT (min.)	Dlt RT (min.)	Response	OnCol Amt ug/l	Flags
$ 4 Tetrachloro-m-xylene						
1	2.263	2.267	-0.004	247082	160.4	
2	2.060	2.057	0.003	657437	164.8	
					RPD = 2.70	
$ 24 DCB Decachlorobiphenyl						
1	9.347	9.340	0.007	203608	216.4	
2	8.657	8.647	0.010	661074	208.9	
					RPD = 3.53	

Report Date: 25-Jan-2017 13:30:55 Chrom Revision: 2.2 10-Jan-2017 11:26:10

TestAmerica Edison

Data File:	\\ChromNA\Edison\ChromData\CPESTGC6\20170124-50768.b\NR112078.D				
Injection Date:	24-Jan-2017 11:11:47	Instrument ID:	CPESTGC6	Operator ID:	
Lims ID:	460-127124-N-3-A	Lab Sample ID:	460-127124-3	Worklist Smp#:	10
Client ID:	DW-PCF				
Injection Vol:	1.0 ul	Dil. Factor:	1.0000	ALS Bottle#:	10
Method:	608GC6	Limit Group:	GC 608 ICAL		

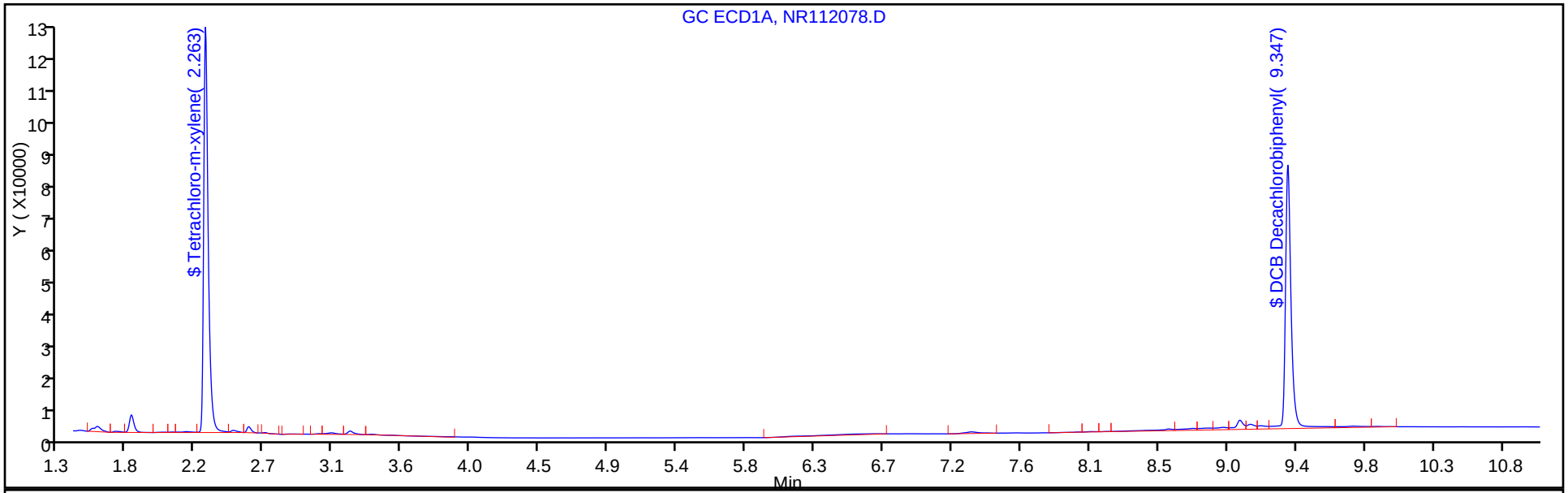

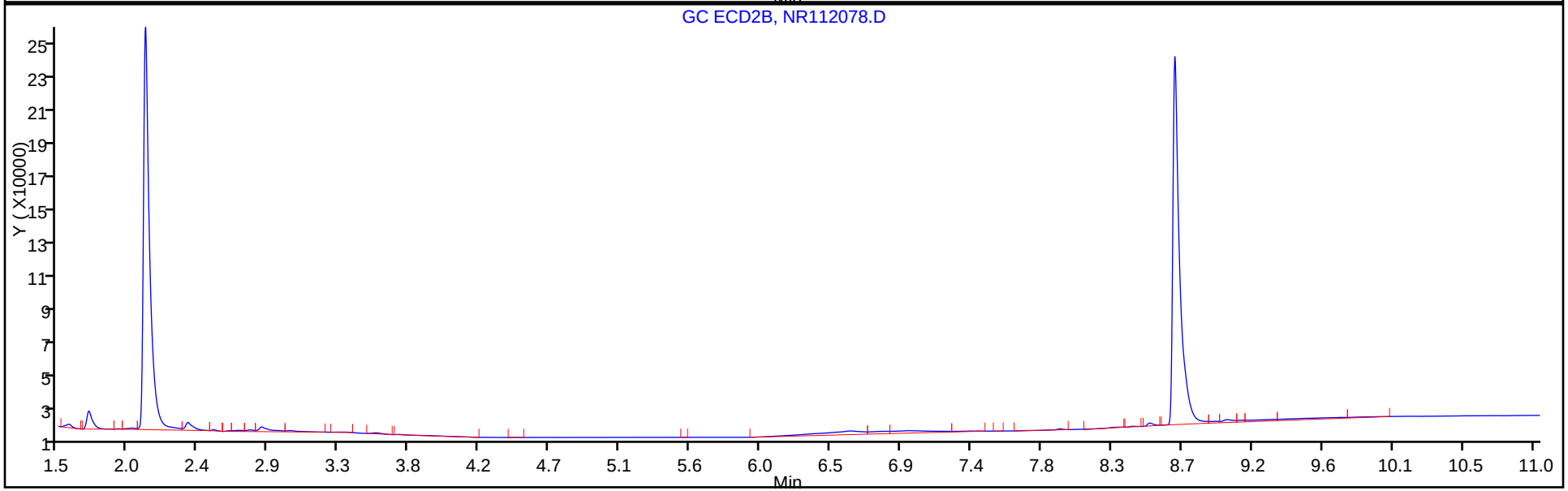

FORM I
PCBS ORGANICS ANALYSIS DATA SHEET

Lab Name: TestAmerica Edison
Job No.: 460-127124-1
SDG No.:
Client Sample ID: DW-PCF
Lab Sample ID: 460-127124-3
Matrix: Water
Lab File ID: NR112078.D
Analysis Method: 608
Date Collected: 01/20/2017 03:46
Extraction Method: 608
Date Extracted: 01/23/2017 08:28
Sample wt/vol: 990(mL)
Date Analyzed: 01/24/2017 11:11
Con. Extract Vol.: 0.5(mL)
Dilution Factor: 1
Injection Volume: 1(uL)
GC Column: Rtx-CLP ID: 0.53(mm)
% Moisture:
GPC Cleanup:(Y/N) N
Analysis Batch No.: 416166
Units: ug/L

CAS NO.	COMPOUND NAME	RESULT	Q	RL	MDL
12674-11-2	PCB-1016	0.051	U	0.051	0.017
11104-28-2	PCB-1221	0.051	U	0.051	0.024
11141-16-5	PCB-1232	0.051	U	0.051	0.028
53469-21-9	PCB-1242	0.051	U	0.051	0.031
12672-29-6	PCB-1248	0.051	U	0.051	0.017
11097-69-1	PCB-1254	0.051	U	0.051	0.017
11096-82-5	PCB-1260	0.051	U	0.051	0.012
1336-36-3	Polychlorinated biphenyls, Total	0.051	U	0.051	0.012

CAS NO.	SURROGATE	%REC	Q	LIMITS
2051-24-3	DCB Decachlorobiphenyl	104		13-150
877-09-8	Tetrachloro-m-xylene (Surr)	82		14-150

TestAmerica Edison
Target Compound Quantitation Report

Data File: \\ChromNA\Edison\ChromData\CPESTGC6\20170124-50768.b\NR112078.D
Lims ID: 460-127124-N-3-A
Client ID: DW-PCF
Sample Type: Client
Inject. Date: 24-Jan-2017 11:11:47 ALS Bottle#: 10 Worklist Smp#: 10
Injection Vol: 1.0 ul Dil. Factor: 1.0000
Sample Info: 460-0050768-010
Operator ID: Instrument ID: CPESTGC6

Method: \\ChromNA\Edison\ChromData\CPESTGC6\20170124-50768.b\608GC6.m
Limit Group: GC 608 ICAL
Last Update: 25-Jan-2017 13:30:19 Calib Date: 17-Dec-2016 21:57:13
Integrator: Falcon
Quant Method: External Standard Quant By: Initial Calibration
Last ICal File: \\ChromNA\Edison\ChromData\CPESTGC6\20161217-49531.b\NR111912.D

Column 1 : Det: GC ECD1A
Column 2 : Det: GC ECD2B
Process Host: XAWRK020

First Level Reviewer: patelji Date: 24-Jan-2017 14:42:13

Col	RT (min.)	Exp RT (min.)	Dlt RT (min.)	Response	OnCol Amt ug/l	Flags
$ 4 Tetrachloro-m-xylene						
1	2.263	2.267	-0.004	247082	160.4	
2	2.060	2.057	0.003	657437	164.8	
					RPD = 2.70	
$ 24 DCB Decachlorobiphenyl						
1	9.347	9.340	0.007	203608	216.4	
2	8.657	8.647	0.010	661074	208.9	
					RPD = 3.53	

Report Date: 25-Jan-2017 13:30:55 Chrom Revision: 2.2 10-Jan-2017 11:26:10

TestAmerica Edison

Data File:	\\ChromNA\Edison\ChromData\CPESTGC6\20170124-50768.b\NR112078.D				
Injection Date:	24-Jan-2017 11:11:47	Instrument ID:	CPESTGC6	Operator ID:	
Lims ID:	460-127124-N-3-A	Lab Sample ID:	460-127124-3	Worklist Smp#:	10
Client ID:	DW-PCF				
Injection Vol:	1.0 ul	Dil. Factor:	1.0000	ALS Bottle#:	10
Method:	608GC6	Limit Group:	GC 608 ICAL		

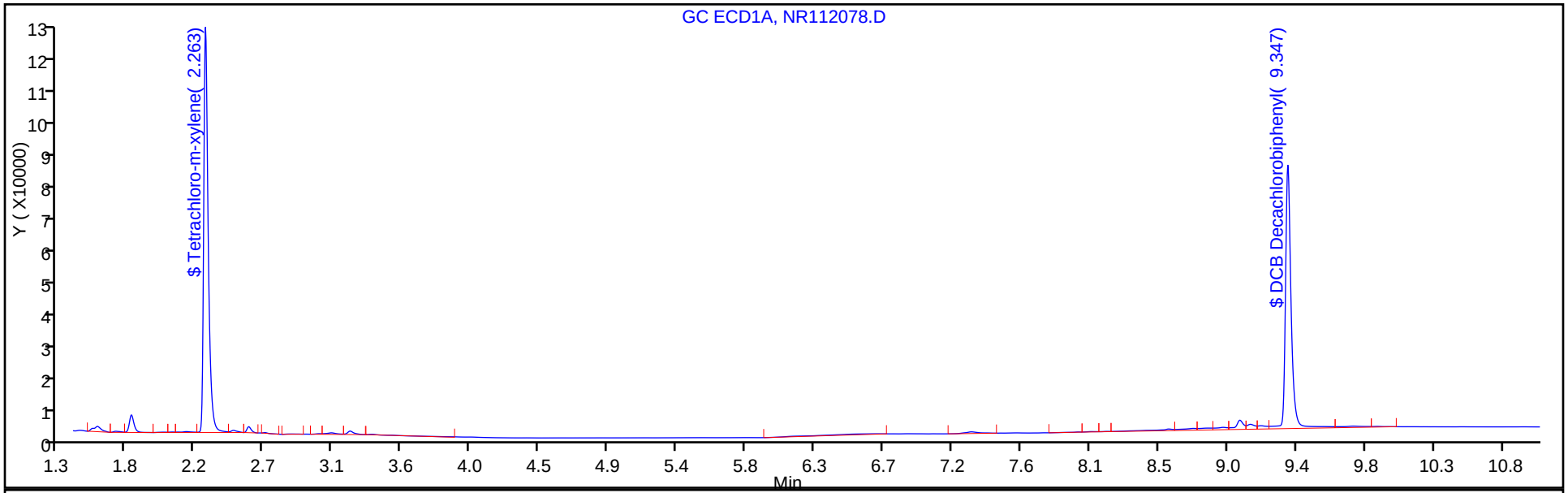

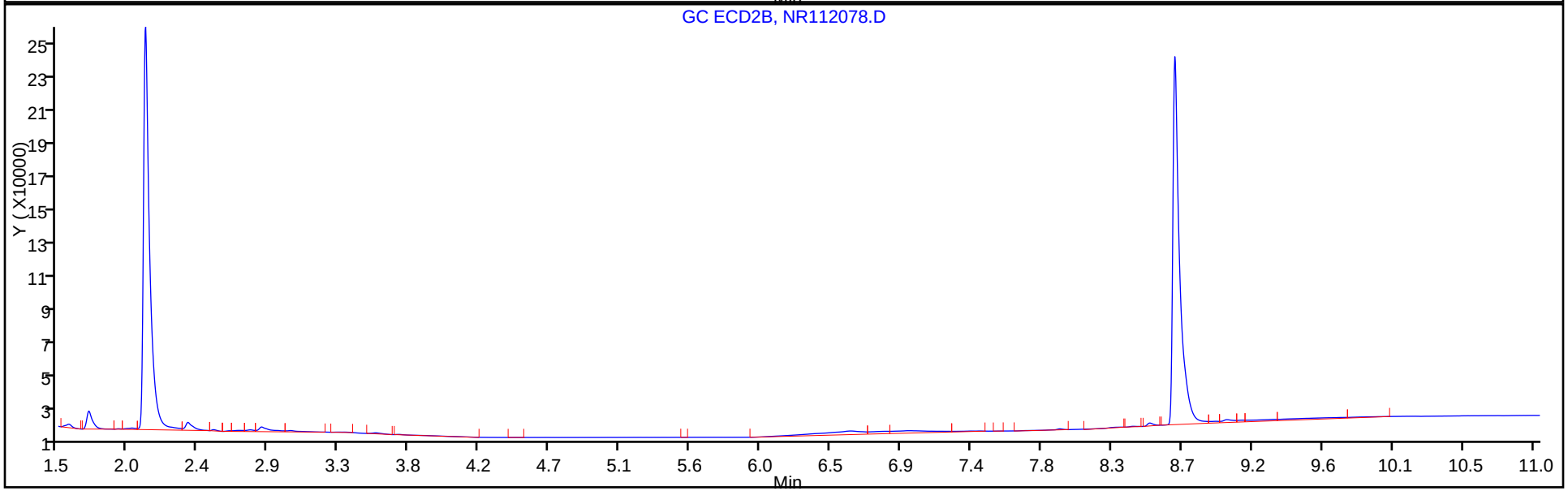

FORM VI
PCBS BY EXTERNAL STANDARD - INITIAL CALIBRATION DATA
RETENTION TIME SUMMARY

Lab Name: TestAmerica Edison Job No.: 460-127124-1 Analy Batch No.: 410318

SDG No.:

Instrument ID: CPESTGC6 GC Column: CLP-2 ID: 0.53(mm) Heated Purge: (Y/N) N

Calibration Start Date: 12/17/2016 17:00 Calibration End Date: 12/17/2016 17:57 Calibration ID: 59820

Calibration Files:

LEVEL:	LAB SAMPLE ID:	LAB FILE ID:
Level 1	IC 460-410318/3	NR111891.D
Level 2	IC 460-410318/4	NR111892.D
Level 3	IC 460-410318/5	NR111893.D
Level 4	IC 460-410318/6	NR111894.D
Level 5	IC 460-410318/7	NR111895.D

ANALYTE	LVL 1	LVL 2	LVL 3	LVL 4	LVL 5						RT WINDOW	AVG RT
Tetrachloro-m-xylene (Surr)	2.267	2.263	2.263	2.263	2.263						2.213 - 2.313	2.264
DCB Decachlorobiphenyl	9.350	9.350	9.350	9.350	9.347						9.250 - 9.450	9.349

FORM VI
PCBS BY EXTERNAL STANDARD - INITIAL CALIBRATION DATA
CURVE EVALUATION

Lab Name: TestAmerica Edison Job No.: 460-127124-1 Analy Batch No.: 410318

SDG No.:

Instrument ID: CPESTGC6 GC Column: CLP-2 ID: 0.53(mm) Heated Purge: (Y/N) N

Calibration Start Date: 12/17/2016 17:00 Calibration End Date: 12/17/2016 17:57 Calibration ID: 59820

Calibration Files:

LEVEL:	LAB SAMPLE ID:	LAB FILE ID:
Level 1	IC 460-410318/3	NR111891.D
Level 2	IC 460-410318/4	NR111892.D
Level 3	IC 460-410318/5	NR111893.D
Level 4	IC 460-410318/6	NR111894.D
Level 5	IC 460-410318/7	NR111895.D

ANALYTE	CF				CURVE TYPE	COEFFICIENT			#	MIN CF	%RSD	#	MAX %RSD	R^2 OR COD	#	MIN R^2 OR COD
	LVL 1 LVL 5	LVL 2	LVL 3	LVL 4		B	M1	M2								
Tetrachloro-m-xylene (Surr)	1579.1 1472.0	1660.1	1544.0	1444.8	Ave		1540.00800				5.6		10.0			
DCB Decachlorobiphenyl	1268.5 942.35	1157.6	1026.0	935.29	Lin	8363.56326	902.174870							0.9960		0.9900

Note: The m1 coefficient is the same as Ave CF for an Ave curve type.

FORM VI
PCBS BY EXTERNAL STANDARD - INITIAL CALIBRATION DATA
RESPONSE AND CONCENTRATION

Lab Name: TestAmerica Edison Job No.: 460-127124-1 Analy Batch No.: 410318

SDG No.:

Instrument ID: CPESTGC6 GC Column: CLP-2 ID: 0.53(mm) Heated Purge: (Y/N) N

Calibration Start Date: 12/17/2016 17:00 Calibration End Date: 12/17/2016 17:57 Calibration ID: 59820

Calibration Files:

LEVEL:	LAB SAMPLE ID:	LAB FILE ID:
Level 1	IC 460-410318/3	NR111891.D
Level 2	IC 460-410318/4	NR111892.D
Level 3	IC 460-410318/5	NR111893.D
Level 4	IC 460-410318/6	NR111894.D
Level 5	IC 460-410318/7	NR111895.D

ANALYTE	CURVE TYPE	RESPONSE					CONCENTRATION (UG/L)				
		LVL 1	LVL 2	LVL 3	LVL 4	LVL 5	LVL 1	LVL 2	LVL 3	LVL 4	LVL 5
Tetrachloro-m-xylene (Surr)	Ave	15791	83006	154396	216726	294404	10.0	50.0	100	150	200
DCB Decachlorobiphenyl	Lin	12685	57880	102598	140294	188470	10.0	50.0	100	150	200

Curve Type Legend:

Ave = Average
Lin = Linear

TestAmerica Edison
Target Compound Quantitation Report

Data File: \\ChromNA\Edison\ChromData\CPESTGC6\20161217-49531.b\NR111891.D
Lims ID: IC PESTL1
Client ID:
Sample Type: IC Calib Level: 1
Inject. Date: 17-Dec-2016 17:00:55 ALS Bottle#: 3 Worklist Smp#: 3
Injection Vol: 1.0 ul Dil. Factor: 1.0000
Sample Info: 460-0049531-003
Operator ID: Instrument ID: CPESTGC6
Sublist: chrom-608GC6*sub1

Method: \\ChromNA\Edison\ChromData\CPESTGC6\20161217-49531.b\608GC6.m
Limit Group: GC 608 ICAL
Last Update: 18-Dec-2016 15:47:51 Calib Date: 17-Dec-2016 21:57:13
Integrator: Falcon
Quant Method: External Standard Quant By: Initial Calibration
Last ICal File: \\ChromNA\Edison\ChromData\CPESTGC6\20161217-49531.b\NR111912.D

Column 1 : Det: GC ECD1A
Column 2 : Det: GC ECD2B
Process Host: XAWRK027

First Level Reviewer: patelji Date: 17-Dec-2016 18:34:10

Col	RT (min.)	Exp RT (min.)	Dlt RT (min.)	Response	Cal Amt ug/l	OnCol Amt ug/l	Flags
$ 4 Tetrachloro-m-xylene							
1	2.267	2.263	0.004	15791	10.0	10.3	
2	2.060	2.057	0.003	39971	10.0	10.0	
						RPD = 2.29	
15 alpha-BHC							M
1	2.727	2.727	0.000	6038	4.00	2.87	M
2	2.447	2.447	0.000	19197	4.00	3.76	
						RPD = 26.96	
2 gamma-BHC (Lindane)							
1	3.030	3.030	0.000	5984	4.00	3.53	
2	2.673	2.673	0.000	17647	4.00	4.05	
						RPD = 13.53	
6 beta-BHC							M
1	3.107	3.103	0.004	4369	4.00	4.45	M
2	2.740	2.737	0.003	10478	4.00	3.90	
						RPD = 13.31	
32 delta-BHC							
1	3.403	3.400	0.003	5000	4.00	5.09	
2	2.883	2.880	0.003	16053	4.00	3.48	
						RPD = 37.51	
18 Heptachlor							M
1	3.477	3.477	0.000	7168	4.00	4.09	M
2	3.057	3.057	0.000	18817	4.00	4.21	
						RPD = 2.96	
8 Aldrin							
1	3.957	3.957	0.000	5917	4.00	3.46	
2	3.343	3.343	0.000	16454	4.00	3.89	
						RPD = 11.83	

Col	RT (min.)	Exp RT (min.)	Dlt RT (min.)	Response	Cal Amt ug/l	OnCol Amt ug/l	Flags
12 Heptachlor epoxide							
1	5.480	5.480	0.000	6961	4.00	4.01	
2	4.290	4.293	-0.003	18143	4.00	4.14	
						RPD = 3.39	
9 gamma-Chlordane							
1	6.023	6.027	-0.004	6821	4.00	3.94	
2	4.640	4.643	-0.003	18802	4.00	4.18	
						RPD = 5.93	
23 alpha-Chlordane							M
1	6.293	6.290	0.003	6395	4.00	4.17	M
2	5.017	5.020	-0.003	17797	4.00	4.13	
						RPD = 1.00	
7 Endosulfan I							M
1	6.380	6.377	0.003	5756	4.00	4.05	M
2	5.407	5.410	-0.003	17545	4.00	4.18	
						RPD = 3.14	
25 4,4'-DDE							M
1	6.480	6.477	0.003	5132	4.00	3.64	M
2	5.253	5.247	0.006	14197	4.00	3.59	
						RPD = 1.32	
30 Dieldrin							M
1	6.673	6.673	0.000	5547	4.00	3.76	M
2	6.087	6.090	-0.003	14661	4.00	3.67	M
						RPD = 2.50	
20 Endrin							M
1	6.990	6.990	0.000	4799	4.00	3.93	M
2	6.430	6.430	0.000	12822	4.00	4.14	M
						RPD = 5.17	
16 4,4'-DDD							M
1	7.077	7.073	0.004	4140	4.00	3.60	M
2	6.507	6.500	0.007	12354	4.00	3.73	M
						RPD = 3.50	
11 Endosulfan II							M
1	7.200	7.200	0.000	6502	4.00	-0.6716	M
2	6.660	6.657	0.003	13195	4.00	4.04	M
						RPD = 279.86	
21 4,4'-DDT							M
1	7.387	7.383	0.004	4072	4.00	3.81	M
2	6.780	6.777	0.003	7713	4.00	8.33	M
						RPD = 74.52	
5 Endrin aldehyde							M
1	7.527	7.523	0.004	4796	4.00	4.52	M
2	7.073	7.070	0.003	12343	4.00	4.42	M
						RPD = 2.21	
3 Endosulfan sulfate							
1	7.783	7.783	0.000	4310	4.00	3.90	
2	7.490	7.490	0.000	11181	4.00	3.94	
						RPD = 1.12	

Col	RT (min.)	Exp RT (min.)	Dlt RT (min.)	Response	Cal Amt ug/l	OnCol Amt ug/l	Flags
10 Methoxychlor							M
1	8.013	8.013	0.000	1959	4.00	3.89	
2	7.263	7.257	0.006	5246	4.00	3.48	M
						RPD = 11.10	
13 Endrin ketone							
1	8.280	8.277	0.003	4916	4.00	4.05	
2	7.757	7.753	0.004	12237	4.00	3.88	
						RPD = 4.34	
$ 24 DCB Decachlorobiphenyl							
1	9.350	9.350	0.000	12685	10.0	4.79	
2	8.657	8.653	0.004	34798	10.0	11.0	
						RPD = 78.63	

QC Flag Legend

Review Flags

M - Manually Integrated

Reagents:

SG608PSTL1_00022 Amount Added: 1.00 Units: ml

Report Date: 18-Dec-2016 15:47:52 Chrom Revision: 2.2 05-Dec-2016 12:37:22

TestAmerica Edison

Data File:	\\ChromNA\Edison\ChromData\CPESTGC6\20161217-49531.b\NR111891.D				
Injection Date:	17-Dec-2016 17:00:55	Instrument ID:	CPESTGC6	Operator ID:	
Lims ID:	IC PESTL1			Worklist Smp#:	3
Client ID:					
Injection Vol:	1.0 ul	Dil. Factor:	1.0000	ALS Bottle#:	3
Method:	608GC6	Limit Group:	GC 608 ICAL		

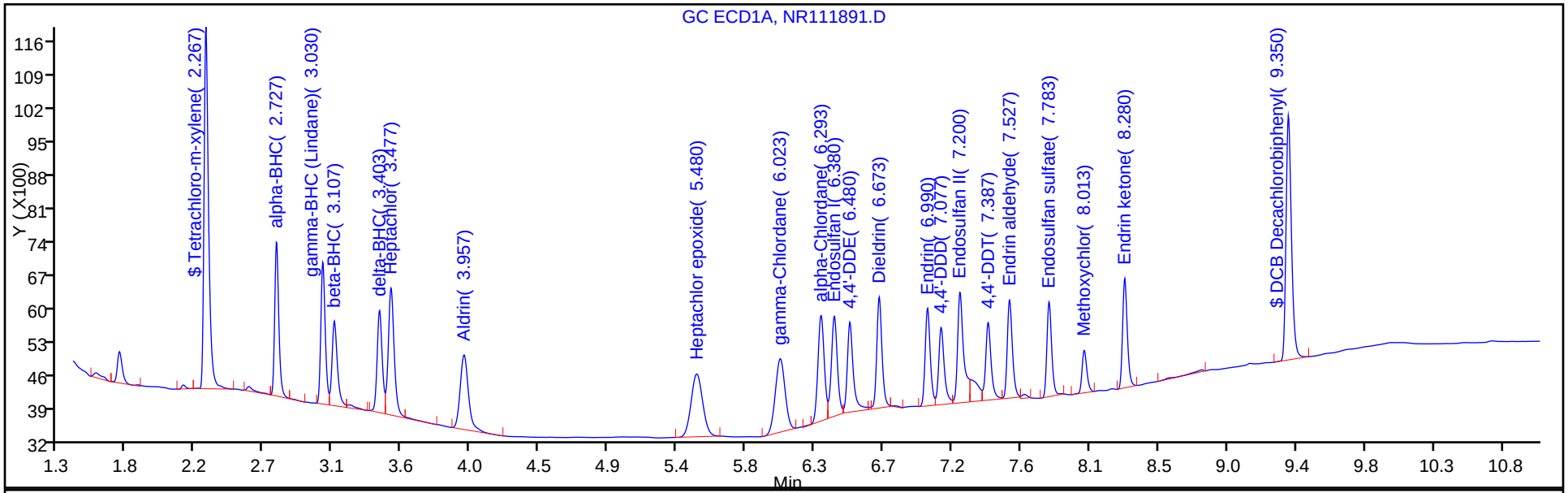

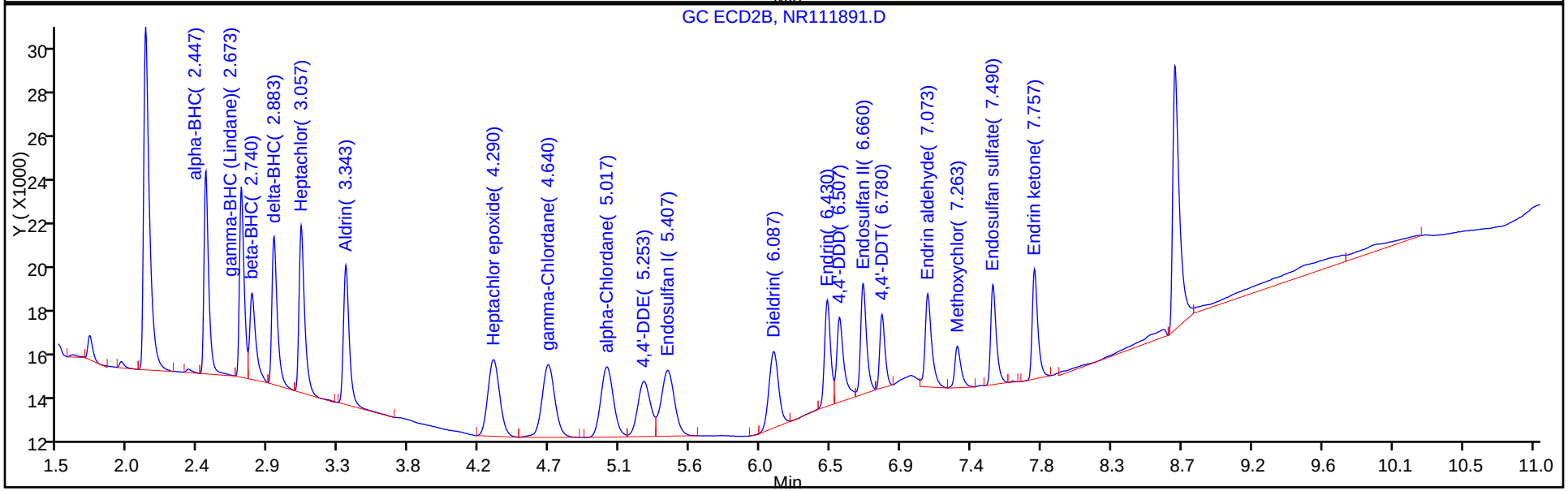

TestAmerica Edison
Target Compound Quantitation Report

Data File: \\ChromNA\Edison\ChromData\CPESTGC6\20161217-49531.b\NR111892.D
Lims ID: IC PESTL2
Client ID:
Sample Type: IC Calib Level: 2
Inject. Date: 17-Dec-2016 17:15:03 ALS Bottle#: 4 Worklist Smp#: 4
Injection Vol: 1.0 ul Dil. Factor: 1.0000
Sample Info: 460-0049531-004
Operator ID: Instrument ID: CPESTGC6
Sublist: chrom-608GC6*sub1

Method: \\ChromNA\Edison\ChromData\CPESTGC6\20161217-49531.b\608GC6.m
Limit Group: GC 608 ICAL
Last Update: 18-Dec-2016 15:47:53 Calib Date: 17-Dec-2016 21:57:13
Integrator: Falcon
Quant Method: External Standard Quant By: Initial Calibration
Last ICal File: \\ChromNA\Edison\ChromData\CPESTGC6\20161217-49531.b\NR111912.D

Column 1 : Det: GC ECD1A
Column 2 : Det: GC ECD2B
Process Host: XAWRK027

First Level Reviewer: patelji Date: 18-Dec-2016 15:19:23

Col	RT (min.)	Exp RT (min.)	Dlt RT (min.)	Response	Cal Amt ug/l	OnCol Amt ug/l	Flags
$ 4 Tetrachloro-m-xylene							M
1	2.263	2.263	0.000	83006	50.0	53.9	M
2	2.060	2.057	0.003	212228	50.0	53.2	
						RPD = 1.29	
15 alpha-BHC							
1	2.727	2.727	0.000	94104	50.0	49.8	
2	2.447	2.447	0.000	254498	50.0	49.9	
						RPD = 0.16	
2 gamma-BHC (Lindane)							M
1	3.030	3.030	0.000	87010	50.0	51.4	M
2	2.673	2.673	0.000	222736	50.0	51.1	M
						RPD = 0.60	
6 beta-BHC							M
1	3.103	3.103	0.000	49565	50.0	50.5	M
2	2.737	2.737	0.000	133452	50.0	49.7	M
						RPD = 1.76	
32 delta-BHC							M
1	3.400	3.400	0.000	81644	50.0	49.7	
2	2.880	2.880	0.000	231719	50.0	50.3	M
						RPD = 1.16	
18 Heptachlor							M
1	3.477	3.477	0.000	85660	50.0	48.9	
2	3.057	3.057	0.000	224509	50.0	50.2	M
						RPD = 2.80	
8 Aldrin							
1	3.957	3.957	0.000	82047	50.0	47.9	
2	3.343	3.343	0.000	209115	50.0	49.5	
						RPD = 3.13	

Col	RT (min.)	Exp RT (min.)	Dlt RT (min.)	Response	Cal Amt ug/l	OnCol Amt ug/l	Flags
12 Heptachlor epoxide							M
1	5.480	5.480	0.000	83487	50.0	48.1	
2	4.293	4.293	0.000	218413	50.0	49.9	M
						RPD = 3.76	
9 gamma-Chlordane							M
1	6.027	6.027	0.000	84046	50.0	48.5	M
2	4.643	4.643	0.000	219693	50.0	48.8	M
						RPD = 0.62	
23 alpha-Chlordane							M
1	6.290	6.290	0.000	77444	50.0	50.5	M
2	5.020	5.020	0.000	213054	50.0	49.4	M
						RPD = 2.15	
7 Endosulfan I							M
1	6.380	6.377	0.003	70901	50.0	49.9	M
2	5.410	5.410	0.000	210172	50.0	50.1	M
						RPD = 0.35	
25 4,4'-DDE							M
1	6.480	6.477	0.003	70749	50.0	50.2	M
2	5.250	5.247	0.003	190609	50.0	48.2	M
						RPD = 3.96	
30 Dieldrin							M
1	6.673	6.673	0.000	74095	50.0	50.2	M
2	6.087	6.090	-0.003	194793	50.0	48.7	
						RPD = 3.04	
20 Endrin							M
1	6.990	6.990	0.000	61414	50.0	50.3	
2	6.427	6.430	-0.003	155145	50.0	50.1	M
						RPD = 0.43	
16 4,4'-DDD							M
1	7.077	7.073	0.004	57659	50.0	50.1	
2	6.500	6.500	0.000	158414	50.0	47.8	M
						RPD = 4.76	
11 Endosulfan II							M
1	7.200	7.200	0.000	67351	50.0	49.8	
2	6.657	6.657	0.000	164739	50.0	50.4	M
						RPD = 1.16	
21 4,4'-DDT							M
1	7.387	7.383	0.004	52061	50.0	48.7	
2	6.777	6.777	0.000	141757	50.0	49.7	M
						RPD = 1.96	
5 Endrin aldehyde							M
1	7.527	7.523	0.004	53245	50.0	50.2	
2	7.070	7.070	0.000	135358	50.0	48.5	M
						RPD = 3.44	
3 Endosulfan sulfate							M
1	7.783	7.783	0.000	55564	50.0	50.3	
2	7.487	7.490	-0.003	140375	50.0	49.5	M
						RPD = 1.53	

Col	RT (min.)	Exp RT (min.)	Dlt RT (min.)	Response	Cal Amt ug/l	OnCol Amt ug/l	Flags
10 Methoxychlor							M
1	8.013	8.013	0.000	25298	50.0	50.2	M
2	7.257	7.257	0.000	74238	50.0	49.2	M
						RPD = 1.96	
13 Endrin ketone							
1	8.280	8.277	0.003	61975	50.0	51.0	
2	7.753	7.753	0.000	156639	50.0	49.6	
						RPD = 2.82	
$ 24 DCB Decachlorobiphenyl							
1	9.350	9.350	0.000	57880	50.0	54.9	
2	8.653	8.653	0.000	169888	50.0	53.7	
						RPD = 2.21	

QC Flag Legend

Review Flags

M - Manually Integrated

Reagents:

SGPESTL2_00024 Amount Added: 1.00 Units: mL

Report Date: 18-Dec-2016 15:47:54 Chrom Revision: 2.2 05-Dec-2016 12:37:22

TestAmerica Edison

Data File: \\ChromNA\Edison\ChromData\CPESTGC6\20161217-49531.b\NR111892.D

Injection Date: 17-Dec-2016 17:15:03 Instrument ID: CPESTGC6 Operator ID:

Lims ID: IC PESTL2 Worklist Smp#: 4

Client ID:

Injection Vol: 1.0 ul Dil. Factor: 1.0000 ALS Bottle#: 4

Method: 608GC6 Limit Group: GC 608 ICAL

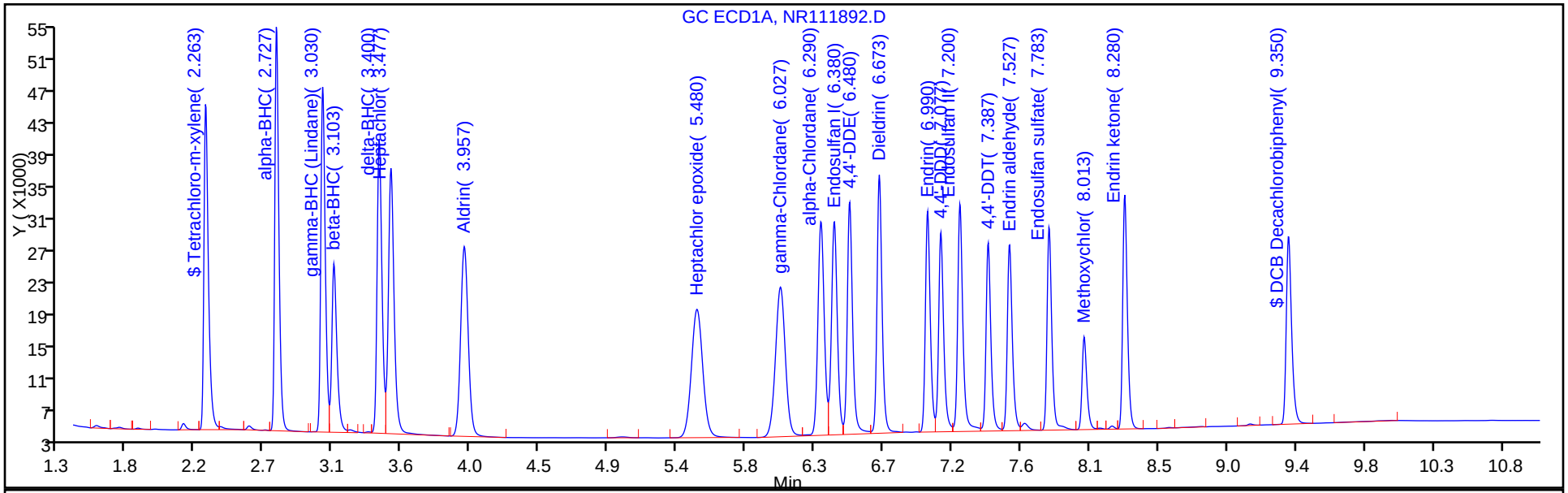

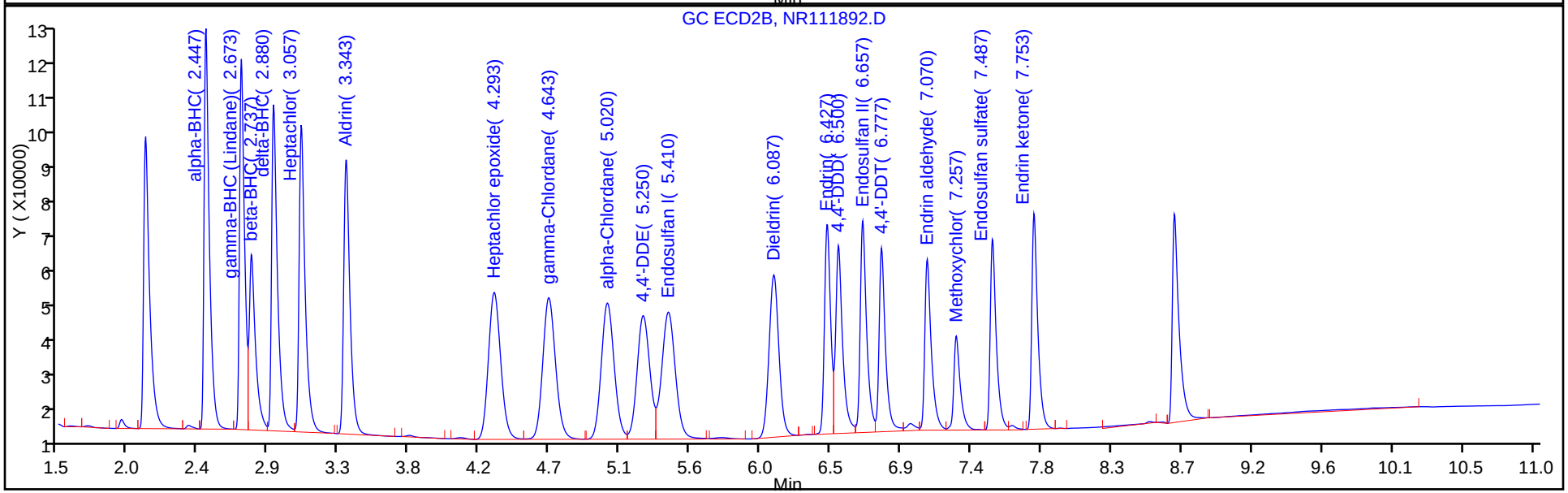

Manual Integration/User Assign Peak Report

TestAmerica Edison

Data File:	\\ChromNA\Edison\ChromData\CPESTGC6\20161217-49531.b\NR111892.D				
Injection Date:	17-Dec-2016 17:15:03	Instrument ID:	CPESTGC6		
Lims ID:	IC PESTL2				
Client ID:					
Operator ID:		ALS Bottle#:	4	Worklist Smp#:	4
Injection Vol:	1.0 ul	Dil. Factor:	1.0000		
Method:	608GC6	Limit Group:	GC 608 ICAL		
Column:		Detector	GC ECD1A		

$ 4 Tetrachloro-m-xylene, CAS: 877-09-8

Signal: 1

Processing Integration Results

RT: 2.26
Area: 84121
Amount: 54.286603
Amount Units: ug/l

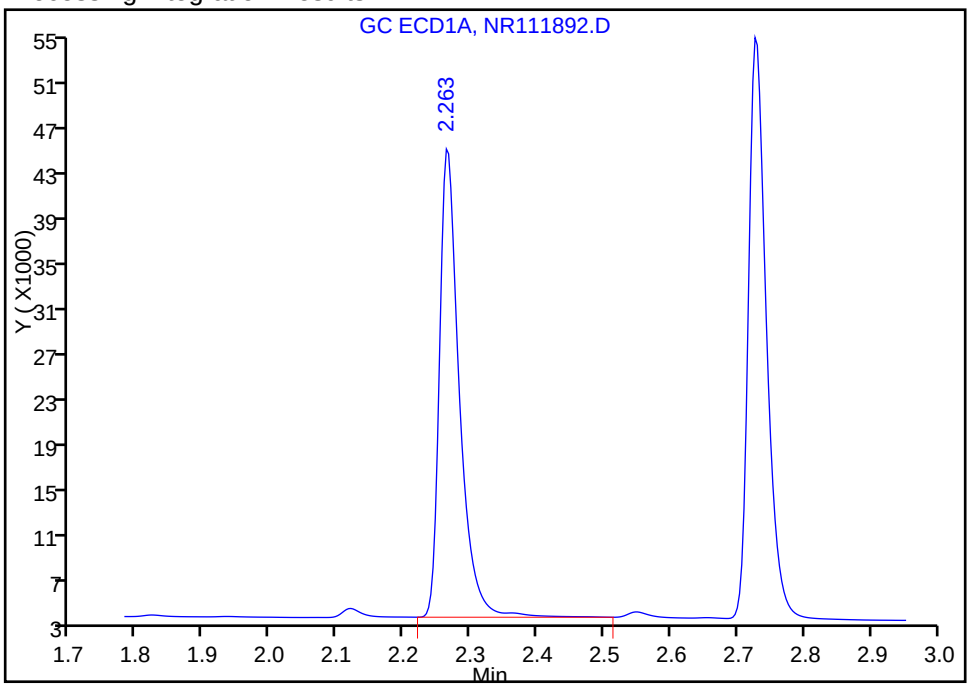

Manual Integration Results

RT: 2.26
Area: 83006
Amount: 53.899720
Amount Units: ug/l

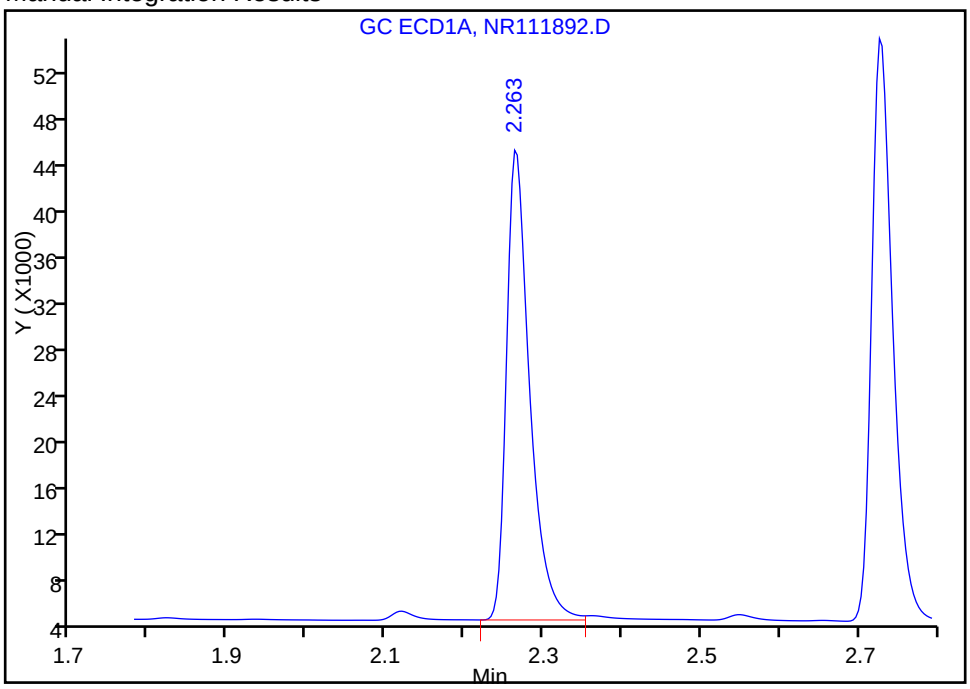

Reviewer: patelji, 18-Dec-2016 15:19:23

Audit Action: Split an Integrated Peak Audit Reason: Peak not integrated

TestAmerica Edison
Target Compound Quantitation Report

Data File: \\ChromNA\Edison\ChromData\CPESTGC6\20161217-49531.b\NR111893.D
Lims ID: IC PESTL3
Client ID:
Sample Type: ICRT Calib Level: 3
Inject. Date: 17-Dec-2016 17:29:11 ALS Bottle#: 5 Worklist Smp#: 5
Injection Vol: 1.0 ul Dil. Factor: 1.0000
Sample Info: 460-0049531-005
Operator ID: Instrument ID: CPESTGC6
Sublist: chrom-608GC6*sub1

Method: \\ChromNA\Edison\ChromData\CPESTGC6\20161217-49531.b\608GC6.m
Limit Group: GC 608 ICAL
Last Update: 18-Dec-2016 15:47:56 Calib Date: 17-Dec-2016 21:57:13
Integrator: Falcon
Quant Method: External Standard Quant By: Initial Calibration
Last ICal File: \\ChromNA\Edison\ChromData\CPESTGC6\20161217-49531.b\NR111912.D

Column 1 : Det: GC ECD1A
Column 2 : Det: GC ECD2B
Process Host: XAWRK027

First Level Reviewer: patelji Date: 17-Dec-2016 18:32:03

Col	RT (min.)	Exp RT (min.)	Dlt RT (min.)	Response	Cal Amt ug/l	OnCol Amt ug/l	Flags
$ 4 Tetrachloro-m-xylene							M
1	2.263	2.263	0.000	154396	100.0	100.3	M
2	2.057	2.057	0.000	401264	100.0	100.6	
						RPD = 0.35	
15 alpha-BHC							
1	2.727	2.727	0.000	203946	100.0	108.3	
2	2.447	2.447	0.000	548414	100.0	107.4	
						RPD = 0.79	
2 gamma-BHC (Lindane)							M
1	3.030	3.030	0.000	186934	100.0	110.4	M
2	2.673	2.673	0.000	460956	100.0	105.7	M
						RPD = 4.35	
6 beta-BHC							M
1	3.103	3.103	0.000	102361	100.0	104.4	M
2	2.737	2.737	0.000	293251	100.0	109.1	M
						RPD = 4.45	
32 delta-BHC							M
1	3.400	3.400	0.000	179829	100.0	106.8	
2	2.880	2.880	0.000	506780	100.0	109.9	M
						RPD = 2.88	
18 Heptachlor							M
1	3.477	3.477	0.000	187375	100.0	106.9	
2	3.057	3.057	0.000	470748	100.0	105.4	M
						RPD = 1.43	
8 Aldrin							
1	3.957	3.957	0.000	186569	100.0	109.0	
2	3.343	3.343	0.000	451096	100.0	106.7	
						RPD = 2.15	

Col	RT (min.)	Exp RT (min.)	Dlt RT (min.)	Response	Cal Amt ug/l	OnCol Amt ug/l	Flags
12 Heptachlor epoxide							
1	5.480	5.480	0.000	183157	100.0	105.4	
2	4.293	4.293	0.000	461903	100.0	105.5	
						RPD = 0.09	
9 gamma-Chlordane							M
1	6.027	6.027	0.000	184071	100.0	106.3	
2	4.643	4.643	0.000	469468	100.0	104.4	M
						RPD = 1.84	
23 alpha-Chlordane							M
1	6.290	6.290	0.000	163763	100.0	106.7	
2	5.020	5.020	0.000	451837	100.0	104.8	M
						RPD = 1.86	
7 Endosulfan I							M
1	6.377	6.377	0.000	151606	100.0	106.8	
2	5.410	5.410	0.000	438181	100.0	104.5	M
						RPD = 2.18	
25 4,4'-DDE							M
1	6.477	6.477	0.000	155098	100.0	110.0	
2	5.247	5.247	0.000	421935	100.0	106.8	M
						RPD = 2.99	
30 Dieldrin							M
1	6.673	6.673	0.000	163160	100.0	110.6	
2	6.090	6.090	0.000	432727	100.0	108.3	M
						RPD = 2.16	
20 Endrin							M
1	6.990	6.990	0.000	132949	100.0	108.9	
2	6.430	6.430	0.000	332221	100.0	107.3	M
						RPD = 1.52	
16 4,4'-DDD							M
1	7.073	7.073	0.000	127009	100.0	110.4	
2	6.500	6.500	0.000	355053	100.0	107.1	M
						RPD = 3.02	
11 Endosulfan II							M
1	7.200	7.200	0.000	141218	100.0	111.1	
2	6.657	6.657	0.000	349547	100.0	106.9	M
						RPD = 3.82	
21 4,4'-DDT							M
1	7.383	7.383	0.000	115014	100.0	107.6	
2	6.777	6.777	0.000	321655	100.0	105.1	M
						RPD = 2.31	
5 Endrin aldehyde							M
1	7.523	7.523	0.000	111377	100.0	105.0	
2	7.070	7.070	0.000	292103	100.0	104.7	M
						RPD = 0.32	
3 Endosulfan sulfate							M
1	7.783	7.783	0.000	120556	100.0	109.1	
2	7.490	7.490	0.000	301479	100.0	106.4	M
						RPD = 2.55	

Col	RT (min.)	Exp RT (min.)	Dlt RT (min.)	Response	Cal Amt ug/l	OnCol Amt ug/l	Flags
10 Methoxychlor							M
1	8.013	8.013	0.000	54081	100.0	107.3	
2	7.257	7.257	0.000	166019	100.0	110.1	M
						RPD = 2.55	
13 Endrin ketone							M
1	8.277	8.277	0.000	129999	100.0	107.0	
2	7.753	7.753	0.000	334570	100.0	106.0	M
						RPD = 1.01	
$ 24 DCB Decachlorobiphenyl							
1	9.350	9.350	0.000	102598	100.0	104.5	
2	8.653	8.653	0.000	308071	100.0	97.4	
						RPD = 7.04	

QC Flag Legend

Review Flags

M - Manually Integrated

Reagents:

SGPESTL3_00025 Amount Added: 1.00 Units: mL

Report Date: 18-Dec-2016 15:47:57 Chrom Revision: 2.2 05-Dec-2016 12:37:22

TestAmerica Edison

Data File: \\ChromNA\Edison\ChromData\CPESTGC6\20161217-49531.b\NR111893.D

Injection Date: 17-Dec-2016 17:29:11 Instrument ID: CPESTGC6 Operator ID:

Lims ID: IC PESTL3 Worklist Smp#: 5

Client ID:

Injection Vol: 1.0 ul Dil. Factor: 1.0000 ALS Bottle#: 5

Method: 608GC6 Limit Group: GC 608 ICAL

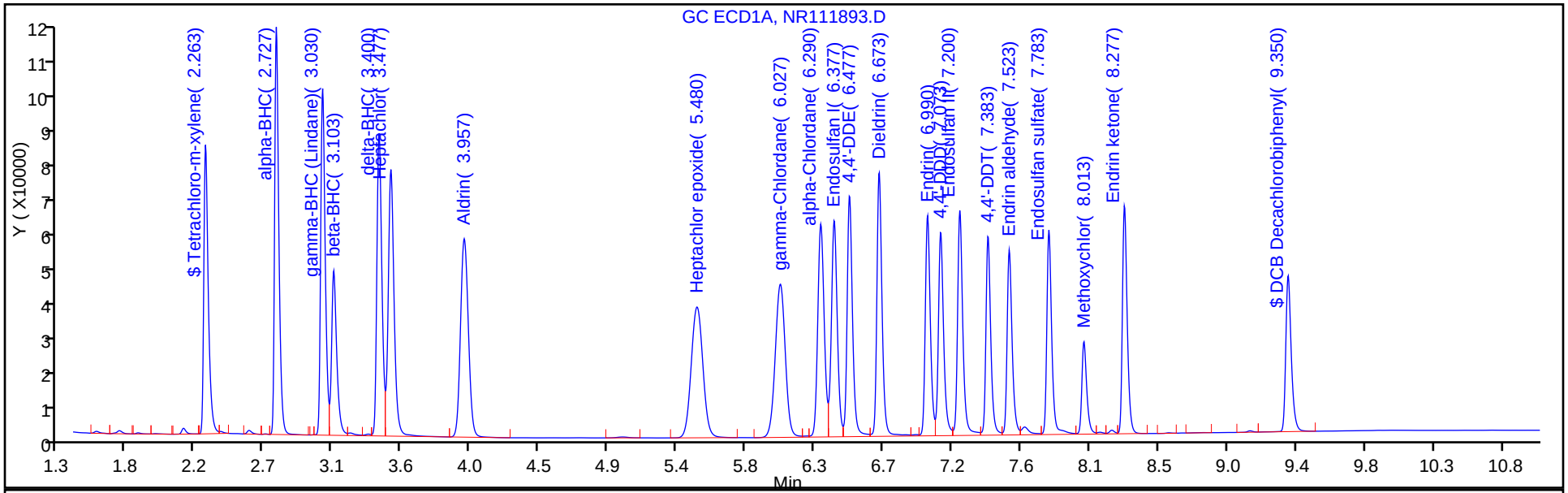

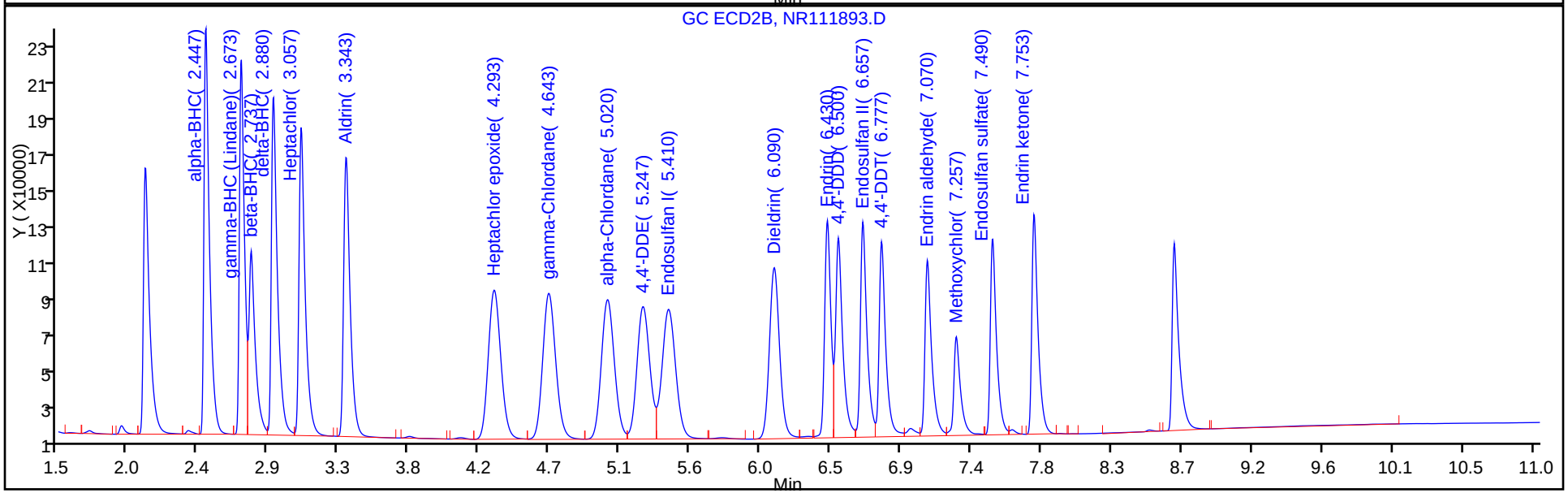

Manual Integration/User Assign Peak Report

TestAmerica Edison

Data File:	\\ChromNA\Edison\ChromData\CPESTGC6\20161217-49531.b\NR111893.D				
Injection Date:	17-Dec-2016 17:29:11	Instrument ID:	CPESTGC6		
Lims ID:	IC PESTL3				
Client ID:					
Operator ID:		ALS Bottle#:	5	Worklist Smp#:	5
Injection Vol:	1.0 ul	Dil. Factor:	1.0000		
Method:	608GC6	Limit Group:	GC 608 ICAL		
Column:		Detector	GC ECD1A		

$ 4 Tetrachloro-m-xylene, CAS: 877-09-8

Signal: 1

Processing Integration Results

RT: 2.26
Area: 155371
Amount: 100.5565
Amount Units: ug/l

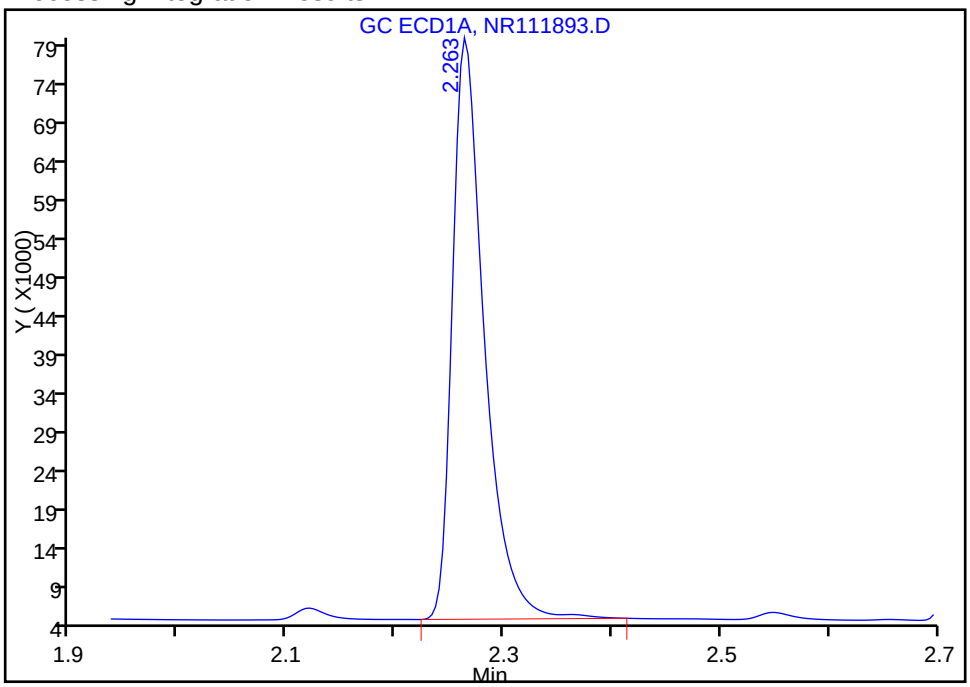

Manual Integration Results

RT: 2.26
Area: 154396
Amount: 100.2566
Amount Units: ug/l

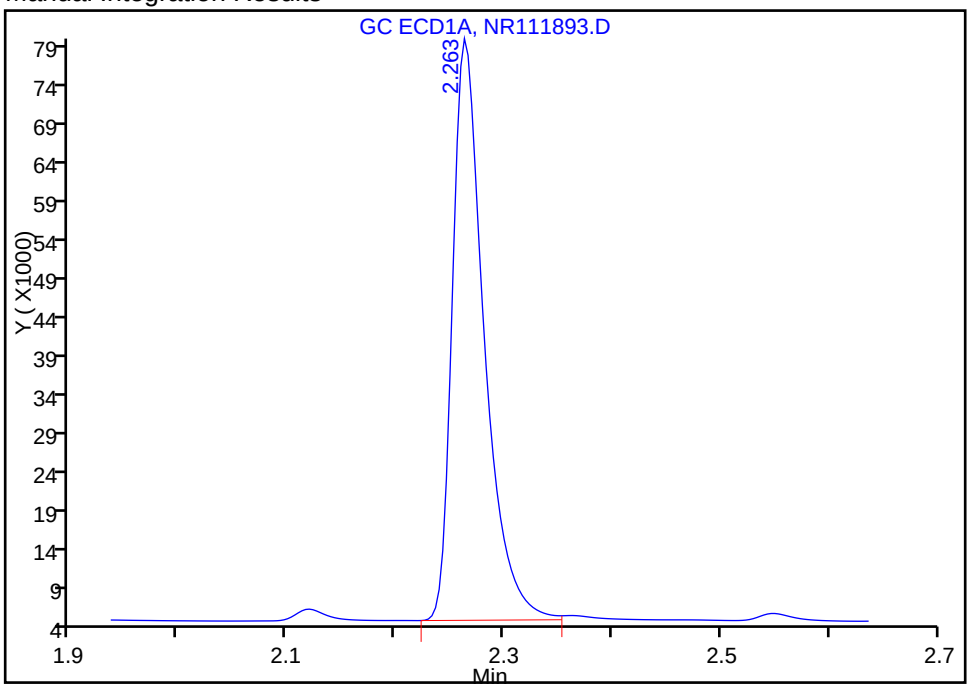

Reviewer: patelji, 18-Dec-2016 15:19:49

Audit Action: Split an Integrated Peak Audit Reason: Peak not integrated

TestAmerica Edison
Target Compound Quantitation Report

Data File: \\ChromNA\Edison\ChromData\CPESTGC6\20161217-49531.b\NR111894.D
Lims ID: IC PESTL4
Client ID:
Sample Type: IC Calib Level: 4
Inject. Date: 17-Dec-2016 17:43:32 ALS Bottle#: 6 Worklist Smp#: 6
Injection Vol: 1.0 ul Dil. Factor: 1.0000
Sample Info: 460-0049531-006
Operator ID: Instrument ID: CPESTGC6
Sublist: chrom-608GC6*sub1

Method: \\ChromNA\Edison\ChromData\CPESTGC6\20161217-49531.b\608GC6.m
Limit Group: GC 608 ICAL
Last Update: 18-Dec-2016 15:47:58 Calib Date: 17-Dec-2016 21:57:13
Integrator: Falcon
Quant Method: External Standard Quant By: Initial Calibration
Last ICal File: \\ChromNA\Edison\ChromData\CPESTGC6\20161217-49531.b\NR111912.D

Column 1 : Det: GC ECD1A
Column 2 : Det: GC ECD2B
Process Host: XAWRK027

First Level Reviewer: patelji Date: 17-Dec-2016 18:35:11

Col	RT (min.)	Exp RT (min.)	Dlt RT (min.)	Response	Cal Amt ug/l	OnCol Amt ug/l	Flags
$ 4 Tetrachloro-m-xylene							
1	2.263	2.263	0.000	216726	150.0	140.7	
2	2.057	2.057	0.000	564028	150.0	141.4	
						RPD = 0.49	
15 alpha-BHC							M
1	2.727	2.727	0.000	449960	250.0	239.4	
2	2.447	2.447	0.000	1220691	250.0	239.2	M
						RPD = 0.08	
2 gamma-BHC (Lindane)							M
1	3.027	3.030	-0.003	412682	250.0	243.6	
2	2.673	2.673	0.000	1004946	250.0	230.4	M
						RPD = 5.60	
6 beta-BHC							M
1	3.100	3.103	-0.003	220893	250.0	225.2	
2	2.737	2.737	0.000	647366	250.0	240.9	M
						RPD = 6.72	
32 delta-BHC							M
1	3.397	3.400	-0.003	404453	250.0	237.5	
2	2.877	2.880	-0.003	1137993	250.0	246.9	M
						RPD = 3.86	
18 Heptachlor							M
1	3.477	3.477	0.000	412192	250.0	235.1	
2	3.057	3.057	0.000	1039195	250.0	232.6	M
						RPD = 1.08	
8 Aldrin							
1	3.953	3.957	-0.004	430622	250.0	251.6	
2	3.347	3.343	0.004	1008903	250.0	238.6	
						RPD = 5.29	

Col	RT (min.)	Exp RT (min.)	Dlt RT (min.)	Response	Cal Amt ug/l	OnCol Amt ug/l	Flags
12 Heptachlor epoxide							
1	5.477	5.480	-0.003	415600	250.0	239.2	
2	4.297	4.293	0.004	1020882	250.0	233.2	
						RPD = 2.54	
9 gamma-Chlordane							M
1	6.023	6.027	-0.004	415034	250.0	239.7	M
2	4.647	4.643	0.004	1049296	250.0	233.3	
						RPD = 2.72	
23 alpha-Chlordane							M
1	6.290	6.290	0.000	352366	250.0	229.6	M
2	5.023	5.020	0.003	1008367	250.0	233.8	
						RPD = 1.79	
7 Endosulfan I							M
1	6.377	6.377	0.000	334754	250.0	235.8	M
2	5.413	5.410	0.003	977924	250.0	233.1	
						RPD = 1.11	
25 4,4'-DDE							M
1	6.477	6.477	0.000	341023	250.0	241.9	M
2	5.247	5.247	0.000	979832	250.0	248.0	
						RPD = 2.47	
30 Dieldrin							M
1	6.673	6.673	0.000	351252	250.0	238.2	M
2	6.090	6.090	0.000	979254	250.0	245.0	
						RPD = 2.83	
20 Endrin							M
1	6.987	6.990	-0.003	286618	250.0	234.8	M
2	6.430	6.430	0.000	710724	250.0	229.5	
						RPD = 2.29	
16 4,4'-DDD							M
1	7.073	7.073	0.000	279530	250.0	243.0	M
2	6.497	6.500	-0.003	820705	250.0	247.6	
						RPD = 1.88	
11 Endosulfan II							M
1	7.200	7.200	0.000	298926	250.0	241.9	M
2	6.657	6.657	0.000	763094	250.0	233.4	
						RPD = 3.58	
21 4,4'-DDT							M
1	7.383	7.383	0.000	258989	250.0	242.2	M
2	6.777	6.777	0.000	739318	250.0	233.9	
						RPD = 3.51	
5 Endrin aldehyde							M
1	7.523	7.523	0.000	237921	250.0	224.4	M
2	7.070	7.070	0.000	636076	250.0	228.0	
						RPD = 1.60	
3 Endosulfan sulfate							M
1	7.783	7.783	0.000	262054	250.0	237.2	M
2	7.487	7.490	-0.003	669110	250.0	236.1	
						RPD = 0.47	

Col	RT (min.)	Exp RT (min.)	Dlt RT (min.)	Response	Cal Amt ug/l	OnCol Amt ug/l	Flags
10 Methoxychlor							M
1	8.010	8.013	-0.003	119810	250.0	237.7	M
2	7.253	7.257	-0.004	368433	250.0	244.3	
						RPD = 2.72	
13 Endrin ketone							M
1	8.277	8.277	0.000	281497	250.0	231.8	M
2	7.753	7.753	0.000	754538	250.0	239.0	
						RPD = 3.06	
$ 24 DCB Decachlorobiphenyl							
1	9.350	9.350	0.000	140294	150.0	146.2	
2	8.650	8.653	-0.003	433740	150.0	137.1	
						RPD = 6.48	

QC Flag Legend

Review Flags

M - Manually Integrated

Reagents:

SGPESTL4_00023 Amount Added: 1.00 Units: mL

Report Date: 18-Dec-2016 15:47:59 Chrom Revision: 2.2 05-Dec-2016 12:37:22

TestAmerica Edison

Data File:	\\ChromNA\Edison\ChromData\CPESTGC6\20161217-49531.b\NR111894.D				
Injection Date:	17-Dec-2016 17:43:32	Instrument ID:	CPESTGC6	Operator ID:	
Lims ID:	IC PESTL4			Worklist Smp#:	6
Client ID:					
Injection Vol:	1.0 ul	Dil. Factor:	1.0000	ALS Bottle#:	6
Method:	608GC6	Limit Group:	GC 608 ICAL		

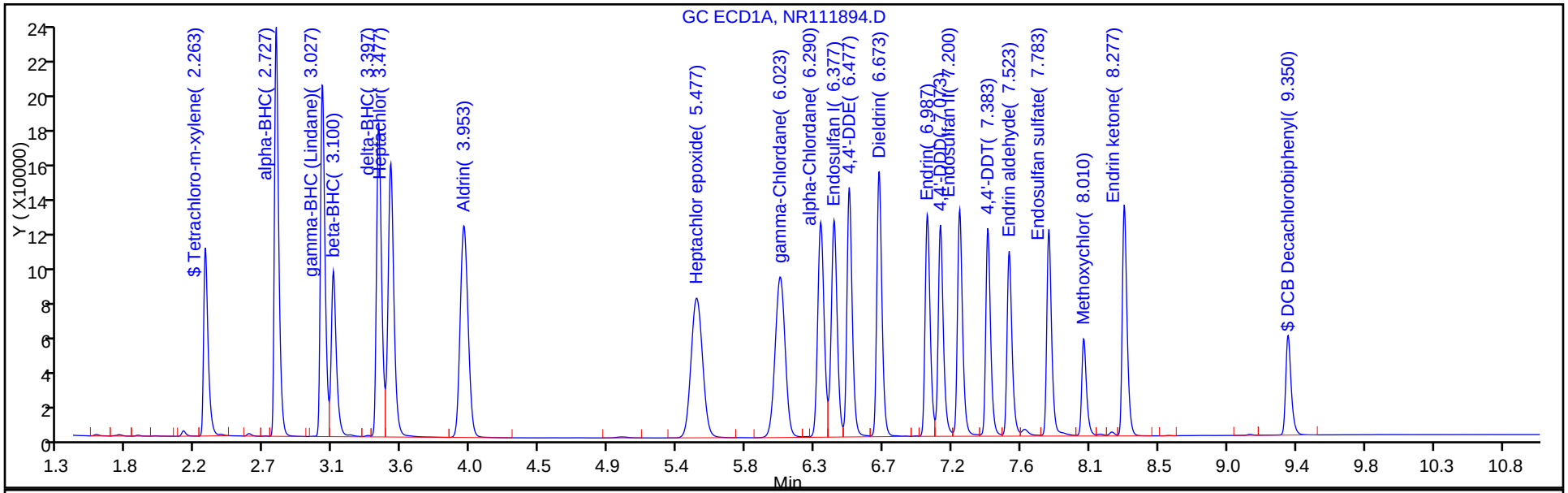

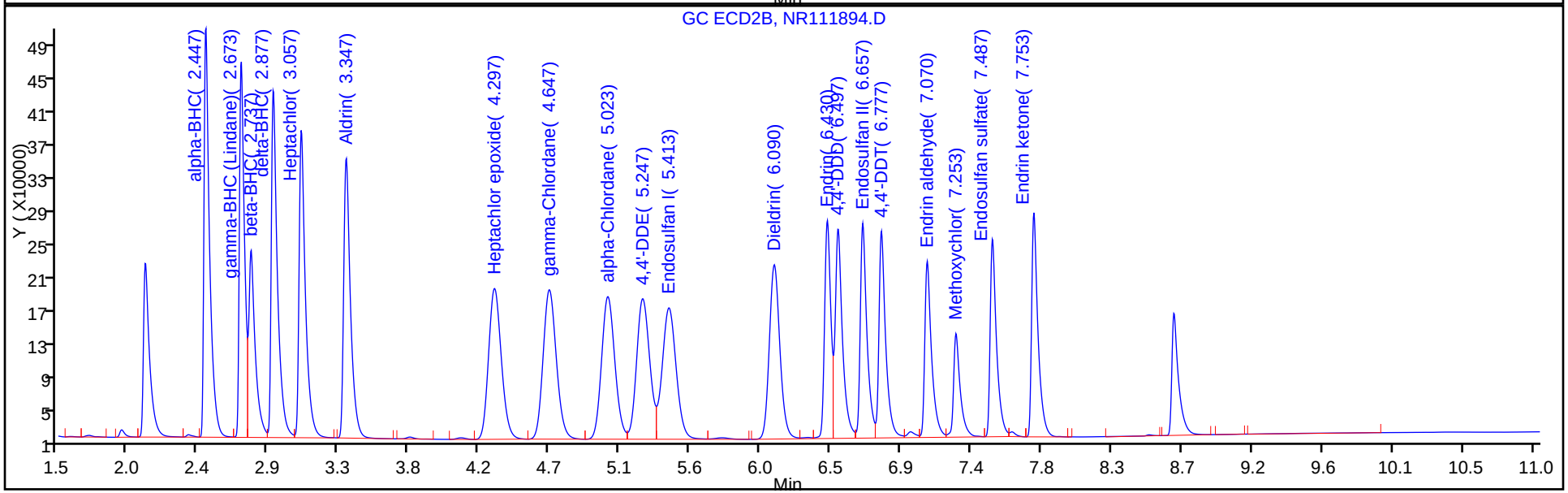

TestAmerica Edison
Target Compound Quantitation Report

Data File: \\ChromNA\Edison\ChromData\CPESTGC6\20161217-49531.b\NR111895.D
Lims ID: IC PESTL5
Client ID:
Sample Type: IC Calib Level: 5
Inject. Date: 17-Dec-2016 17:57:50 ALS Bottle#: 7 Worklist Smp#: 7
Injection Vol: 1.0 ul Dil. Factor: 1.0000
Sample Info: 460-0049531-007
Operator ID: Instrument ID: CPESTGC6
Sublist: chrom-608GC6*sub1

Method: \\ChromNA\Edison\ChromData\CPESTGC6\20161217-49531.b\608GC6.m
Limit Group: GC 608 ICAL
Last Update: 18-Dec-2016 15:48:01 Calib Date: 17-Dec-2016 21:57:13
Integrator: Falcon
Quant Method: External Standard Quant By: Initial Calibration
Last ICal File: \\ChromNA\Edison\ChromData\CPESTGC6\20161217-49531.b\NR111912.D

Column 1 : Det: GC ECD1A
Column 2 : Det: GC ECD2B
Process Host: XAWRK027

First Level Reviewer: patelji Date: 18-Dec-2016 15:20:19

Col	RT (min.)	Exp RT (min.)	Dlt RT (min.)	Response	Cal Amt ug/l	OnCol Amt ug/l	Flags
$ 4 Tetrachloro-m-xylene							M
1	2.263	2.263	0.000	294404	200.0	191.2	M
2	2.057	2.057	0.000	785564	200.0	197.0	
						RPD = 2.98	
15 alpha-BHC							
1	2.723	2.727	-0.004	946144	500.0	503.7	
2	2.443	2.447	-0.004	2632248	500.0	515.7	
						RPD = 2.36	
2 gamma-BHC (Lindane)							
1	3.027	3.030	-0.003	856709	500.0	505.8	
2	2.670	2.673	-0.003	2158519	500.0	494.8	
						RPD = 2.19	
6 beta-BHC							M
1	3.100	3.103	-0.003	456837	500.0	465.7	M
2	2.733	2.737	-0.004	1314164	500.0	488.9	
						RPD = 4.86	
32 delta-BHC							
1	3.397	3.400	-0.003	864031	500.0	504.9	
2	2.873	2.880	-0.007	2390912	500.0	518.7	
						RPD = 2.69	
18 Heptachlor							M
1	3.477	3.477	0.000	869119	500.0	495.7	M
2	3.057	3.057	0.000	2140993	500.0	479.2	
						RPD = 3.40	
8 Aldrin							
1	3.953	3.957	-0.004	924816	500.0	540.3	
2	3.343	3.343	0.000	2149190	500.0	508.3	
						RPD = 6.11	

Col	RT (min.)	Exp RT (min.)	Dlt RT (min.)	Response	Cal Amt ug/l	OnCol Amt ug/l	Flags
12 Heptachlor epoxide							
1	5.477	5.480	-0.003	891733	500.0	513.2	
2	4.293	4.293	0.000	2140975	500.0	489.1	
						RPD = 4.82	
9 gamma-Chlordane							
1	6.023	6.027	-0.004	885097	500.0	511.2	
2	4.643	4.643	0.000	2252009	500.0	500.7	
						RPD = 2.08	
23 alpha-Chlordane							
1	6.290	6.290	0.000	738554	500.0	481.3	
2	5.020	5.020	0.000	2151457	500.0	498.8	
						RPD = 3.57	
7 Endosulfan I							
1	6.377	6.377	0.000	693787	500.0	488.6	
2	5.410	5.410	0.000	2044648	500.0	487.5	
						RPD = 0.23	
25 4,4'-DDE							
1	6.477	6.477	0.000	717394	500.0	508.9	
2	5.240	5.247	-0.007	2127878	500.0	538.5	
						RPD = 5.65	
30 Dieldrin							
1	6.670	6.673	-0.003	734365	500.0	497.9	
2	6.087	6.090	-0.003	2089177	500.0	522.7	
						RPD = 4.85	
20 Endrin							
1	6.987	6.990	-0.003	599696	500.0	491.3	
2	6.427	6.430	-0.003	1505493	500.0	486.1	
						RPD = 1.05	
16 4,4'-DDD							
1	7.070	7.073	-0.003	587702	500.0	510.9	
2	6.497	6.500	-0.003	1741333	500.0	525.4	
						RPD = 2.79	
11 Endosulfan II							
1	7.197	7.200	-0.003	612355	500.0	501.9	
2	6.657	6.657	0.000	1603284	500.0	490.4	
						RPD = 2.32	
21 4,4'-DDT							
1	7.383	7.383	0.000	550470	500.0	514.8	
2	6.773	6.777	-0.004	1625536	500.0	507.0	
						RPD = 1.52	
5 Endrin aldehyde							
1	7.523	7.523	0.000	486497	500.0	458.8	
2	7.070	7.070	0.000	1346275	500.0	482.5	
						RPD = 5.05	
3 Endosulfan sulfate							M
1	7.780	7.783	-0.003	541132	500.0	489.7	
2	7.487	7.490	-0.003	1439253	500.0	507.8	M
						RPD = 3.62	

Col	RT (min.)	Exp RT (min.)	Dlt RT (min.)	Response	Cal Amt ug/l	OnCol Amt ug/l	Flags
10 Methoxychlor							
1	8.010	8.013	-0.003	252128	500.0	500.3	
2	7.253	7.257	-0.004	805691	500.0	534.2	
						RPD = 6.56	
13 Endrin ketone							
1	8.273	8.277	-0.004	588723	500.0	484.8	
2	7.753	7.753	0.000	1614851	500.0	511.5	
						RPD = 5.36	
$ 24 DCB Decachlorobiphenyl							
1	9.347	9.350	-0.003	188470	200.0	199.6	
2	8.650	8.653	-0.003	594594	200.0	187.9	
						RPD = 6.06	

QC Flag Legend

Review Flags

M - Manually Integrated

Reagents:

SGPESTL5_00023 Amount Added: 1.00 Units: mL

Report Date: 18-Dec-2016 15:48:02 Chrom Revision: 2.2 05-Dec-2016 12:37:22

TestAmerica Edison

Data File: \\ChromNA\Edison\ChromData\CPESTGC6\20161217-49531.b\NR111895.D

Injection Date: 17-Dec-2016 17:57:50 Instrument ID: CPESTGC6 Operator ID:

Lims ID: IC PESTL5 Worklist Smp#: 7

Client ID:

Injection Vol: 1.0 ul Dil. Factor: 1.0000 ALS Bottle#: 7

Method: 608GC6 Limit Group: GC 608 ICAL

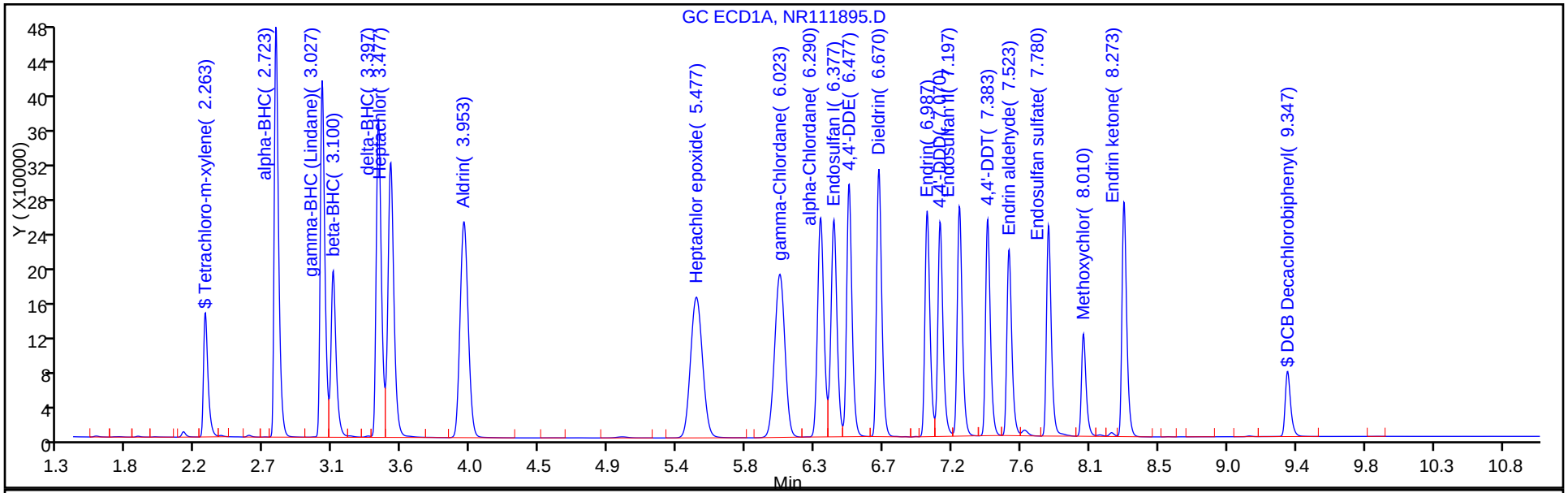

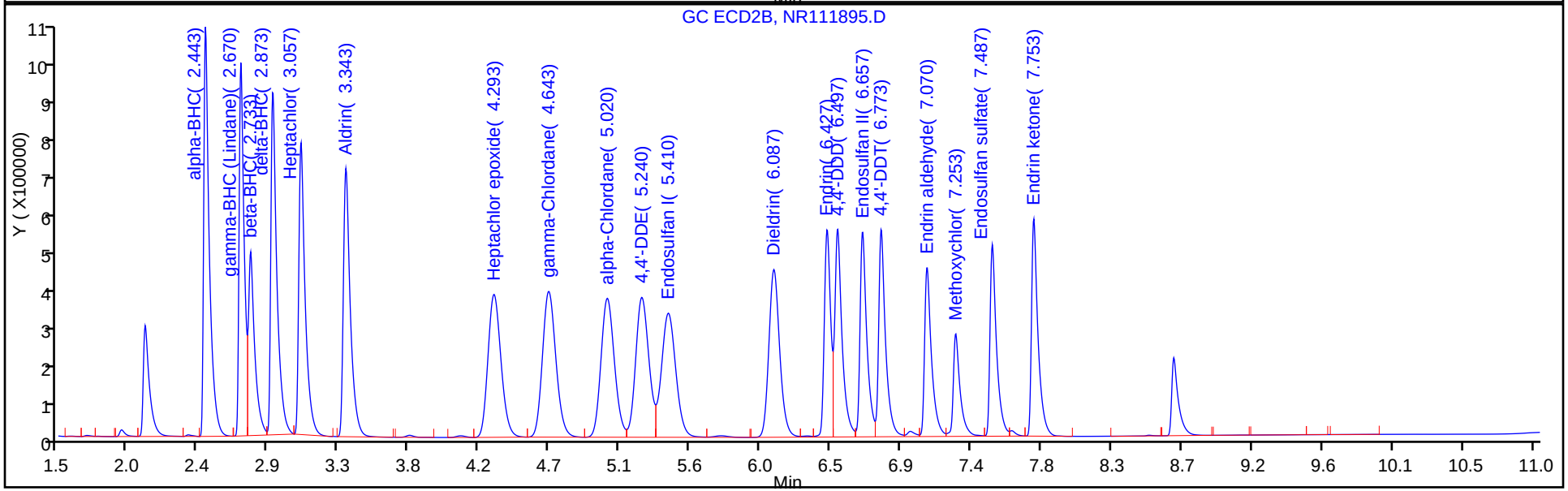

Manual Integration/User Assign Peak Report

TestAmerica Edison

Data File:	\\ChromNA\Edison\ChromData\CPESTGC6\20161217-49531.b\NR111895.D				
Injection Date:	17-Dec-2016 17:57:50	Instrument ID:	CPESTGC6		
Lims ID:	IC PESTL5				
Client ID:					
Operator ID:		ALS Bottle#:	7	Worklist Smp#:	7
Injection Vol:	1.0 ul	Dil. Factor:	1.0000		
Method:	608GC6	Limit Group:	GC 608 ICAL		
Column:		Detector	GC ECD1A		

$ 4 Tetrachloro-m-xylene, CAS: 877-09-8

Signal: 1

Processing Integration Results

RT: 2.26
Area: 297558
Amount: 192.8236
Amount Units: ug/l

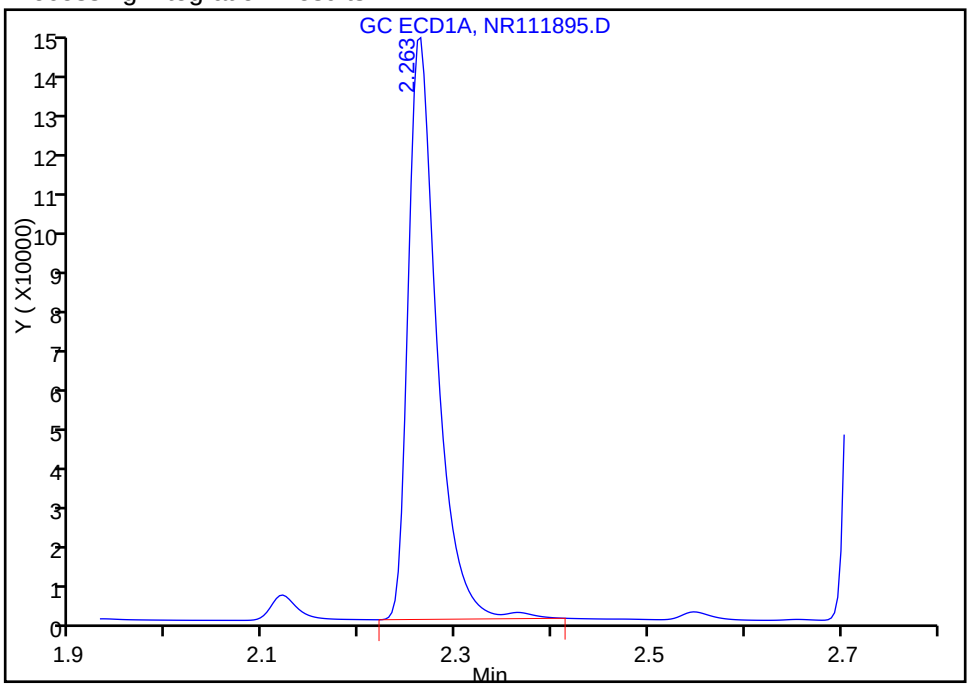

Manual Integration Results

RT: 2.26
Area: 294404
Amount: 191.1704
Amount Units: ug/l

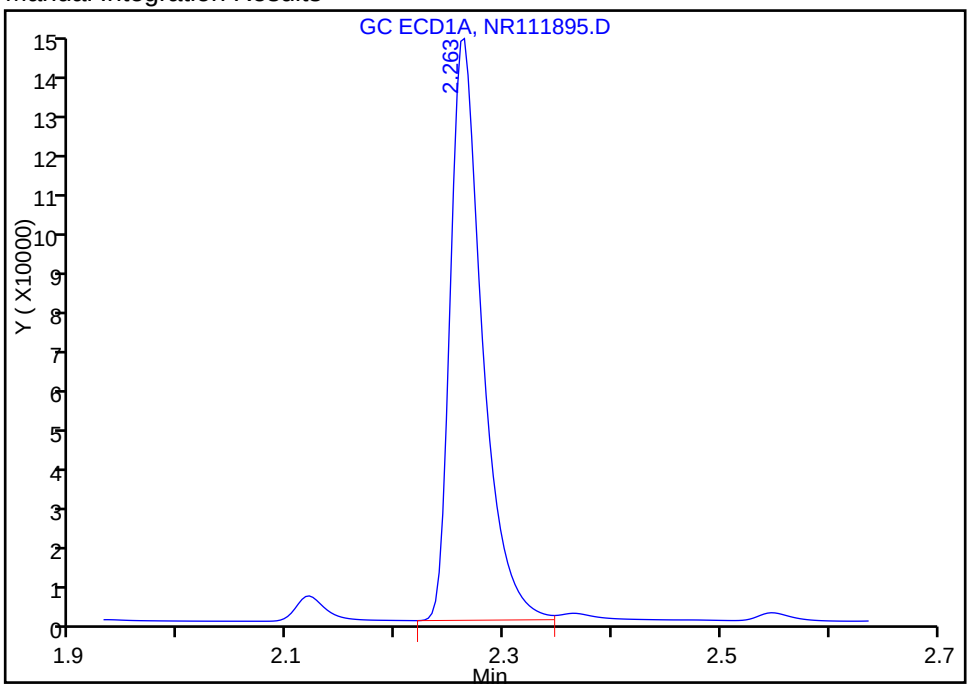

Reviewer: patelji, 18-Dec-2016 15:20:19

Audit Action: Split an Integrated Peak Audit Reason: Peak not integrated

FORM VI
PCBS BY EXTERNAL STANDARD - INITIAL CALIBRATION DATA
RETENTION TIME SUMMARY

Lab Name: TestAmerica Edison Job No.: 460-127124-1 Analy Batch No.: 410318

SDG No.:

Instrument ID: CPESTGC6 GC Column: Rtx-CLP ID: 0.53(mm) Heated Purge: (Y/N) N

Calibration Start Date: 12/17/2016 17:00 Calibration End Date: 12/17/2016 17:57 Calibration ID: 59821

Calibration Files:

LEVEL:	LAB SAMPLE ID:	LAB FILE ID:
Level 1	IC 460-410318/3	NR111891.D
Level 2	IC 460-410318/4	NR111892.D
Level 3	IC 460-410318/5	NR111893.D
Level 4	IC 460-410318/6	NR111894.D
Level 5	IC 460-410318/7	NR111895.D

ANALYTE	LVL 1	LVL 2	LVL 3	LVL 4	LVL 5						RT WINDOW	AVG RT
Tetrachloro-m-xylene (Surr)	2.060	2.060	2.057	2.057	2.057						2.007 - 2.107	2.058
DCB Decachlorobiphenyl	8.657	8.653	8.653	8.650	8.650						8.553 - 8.753	8.653

FORM VI
PCBS BY EXTERNAL STANDARD - INITIAL CALIBRATION DATA
CURVE EVALUATION

Lab Name: TestAmerica Edison Job No.: 460-127124-1 Analy Batch No.: 410318

SDG No.:

Instrument ID: CPESTGC6 GC Column: Rtx-CLP ID: 0.53(mm) Heated Purge: (Y/N) N

Calibration Start Date: 12/17/2016 17:00 Calibration End Date: 12/17/2016 17:57 Calibration ID: 59821

Calibration Files:

LEVEL:	LAB SAMPLE ID:	LAB FILE ID:
Level 1	IC 460-410318/3	NR111891.D
Level 2	IC 460-410318/4	NR111892.D
Level 3	IC 460-410318/5	NR111893.D
Level 4	IC 460-410318/6	NR111894.D
Level 5	IC 460-410318/7	NR111895.D

ANALYTE	CF				CURVE TYPE	COEFFICIENT			#	MIN CF	%RSD	#	MAX %RSD	R^2 OR COD	#	MIN R^2 OR COD
	LVL 1 LVL 5	LVL 2	LVL 3	LVL 4		B	M1	M2								
Tetrachloro-m-xylene (Surr)	3997.1 3927.8	4244.6	4012.6	3760.2	Ave		3988.46133				4.4		10.0			
DCB Decachlorobiphenyl	3479.8 2973.0	3397.8	3080.7	2891.6	Ave		3164.56800				8.2		10.0			

Note: The m1 coefficient is the same as Ave CF for an Ave curve type.

FORM VI
PCBS BY EXTERNAL STANDARD - INITIAL CALIBRATION DATA
RESPONSE AND CONCENTRATION

Lab Name: TestAmerica Edison Job No.: 460-127124-1 Analy Batch No.: 410318

SDG No.:

Instrument ID: CPESTGC6 GC Column: Rtx-CLP ID: 0.53(mm) Heated Purge: (Y/N) N

Calibration Start Date: 12/17/2016 17:00 Calibration End Date: 12/17/2016 17:57 Calibration ID: 59821

Calibration Files:

LEVEL:	LAB SAMPLE ID:	LAB FILE ID:
Level 1	IC 460-410318/3	NR111891.D
Level 2	IC 460-410318/4	NR111892.D
Level 3	IC 460-410318/5	NR111893.D
Level 4	IC 460-410318/6	NR111894.D
Level 5	IC 460-410318/7	NR111895.D

ANALYTE	CURVE TYPE	RESPONSE					CONCENTRATION (UG/L)				
		LVL 1	LVL 2	LVL 3	LVL 4	LVL 5	LVL 1	LVL 2	LVL 3	LVL 4	LVL 5
Tetrachloro-m-xylene (Surr)	Ave	39971	212228	401264	564028	785564	10.0	50.0	100	150	200
DCB Decachlorobiphenyl	Ave	34798	169888	308071	433740	594594	10.0	50.0	100	150	200

Curve Type Legend:
Ave = Average

TestAmerica Edison
Target Compound Quantitation Report

Data File: \\ChromNA\Edison\ChromData\CPESTGC6\20161217-49531.b\NR111891.D
Lims ID: IC PESTL1
Client ID:
Sample Type: IC Calib Level: 1
Inject. Date: 17-Dec-2016 17:00:55 ALS Bottle#: 3 Worklist Smp#: 3
Injection Vol: 1.0 ul Dil. Factor: 1.0000
Sample Info: 460-0049531-003
Operator ID: Instrument ID: CPESTGC6
Sublist: chrom-608GC6*sub1

Method: \\ChromNA\Edison\ChromData\CPESTGC6\20161217-49531.b\608GC6.m
Limit Group: GC 608 ICAL
Last Update: 18-Dec-2016 15:47:51 Calib Date: 17-Dec-2016 21:57:13
Integrator: Falcon
Quant Method: External Standard Quant By: Initial Calibration
Last ICal File: \\ChromNA\Edison\ChromData\CPESTGC6\20161217-49531.b\NR111912.D

Column 1 : Det: GC ECD1A
Column 2 : Det: GC ECD2B
Process Host: XAWRK027

First Level Reviewer: patelji Date: 17-Dec-2016 18:34:10

Col	RT (min.)	Exp RT (min.)	Dlt RT (min.)	Response	Cal Amt ug/l	OnCol Amt ug/l	Flags
$ 4 Tetrachloro-m-xylene							
1	2.267	2.263	0.004	15791	10.0	10.3	
2	2.060	2.057	0.003	39971	10.0	10.0	
						RPD = 2.29	
15 alpha-BHC							M
1	2.727	2.727	0.000	6038	4.00	2.87	M
2	2.447	2.447	0.000	19197	4.00	3.76	
						RPD = 26.96	
2 gamma-BHC (Lindane)							
1	3.030	3.030	0.000	5984	4.00	3.53	
2	2.673	2.673	0.000	17647	4.00	4.05	
						RPD = 13.53	
6 beta-BHC							M
1	3.107	3.103	0.004	4369	4.00	4.45	M
2	2.740	2.737	0.003	10478	4.00	3.90	
						RPD = 13.31	
32 delta-BHC							
1	3.403	3.400	0.003	5000	4.00	5.09	
2	2.883	2.880	0.003	16053	4.00	3.48	
						RPD = 37.51	
18 Heptachlor							M
1	3.477	3.477	0.000	7168	4.00	4.09	M
2	3.057	3.057	0.000	18817	4.00	4.21	
						RPD = 2.96	
8 Aldrin							
1	3.957	3.957	0.000	5917	4.00	3.46	
2	3.343	3.343	0.000	16454	4.00	3.89	
						RPD = 11.83	

Col	RT (min.)	Exp RT (min.)	Dlt RT (min.)	Response	Cal Amt ug/l	OnCol Amt ug/l	Flags
12 Heptachlor epoxide							
1	5.480	5.480	0.000	6961	4.00	4.01	
2	4.290	4.293	-0.003	18143	4.00	4.14	
						RPD = 3.39	
9 gamma-Chlordane							
1	6.023	6.027	-0.004	6821	4.00	3.94	
2	4.640	4.643	-0.003	18802	4.00	4.18	
						RPD = 5.93	
23 alpha-Chlordane							M
1	6.293	6.290	0.003	6395	4.00	4.17	M
2	5.017	5.020	-0.003	17797	4.00	4.13	
						RPD = 1.00	
7 Endosulfan I							M
1	6.380	6.377	0.003	5756	4.00	4.05	M
2	5.407	5.410	-0.003	17545	4.00	4.18	
						RPD = 3.14	
25 4,4'-DDE							M
1	6.480	6.477	0.003	5132	4.00	3.64	M
2	5.253	5.247	0.006	14197	4.00	3.59	
						RPD = 1.32	
30 Dieldrin							M
1	6.673	6.673	0.000	5547	4.00	3.76	M
2	6.087	6.090	-0.003	14661	4.00	3.67	M
						RPD = 2.50	
20 Endrin							M
1	6.990	6.990	0.000	4799	4.00	3.93	M
2	6.430	6.430	0.000	12822	4.00	4.14	M
						RPD = 5.17	
16 4,4'-DDD							M
1	7.077	7.073	0.004	4140	4.00	3.60	M
2	6.507	6.500	0.007	12354	4.00	3.73	M
						RPD = 3.50	
11 Endosulfan II							M
1	7.200	7.200	0.000	6502	4.00	-0.6716	M
2	6.660	6.657	0.003	13195	4.00	4.04	M
						RPD = 279.86	
21 4,4'-DDT							M
1	7.387	7.383	0.004	4072	4.00	3.81	M
2	6.780	6.777	0.003	7713	4.00	8.33	M
						RPD = 74.52	
5 Endrin aldehyde							M
1	7.527	7.523	0.004	4796	4.00	4.52	M
2	7.073	7.070	0.003	12343	4.00	4.42	M
						RPD = 2.21	
3 Endosulfan sulfate							
1	7.783	7.783	0.000	4310	4.00	3.90	
2	7.490	7.490	0.000	11181	4.00	3.94	
						RPD = 1.12	

Col	RT (min.)	Exp RT (min.)	Dlt RT (min.)	Response	Cal Amt ug/l	OnCol Amt ug/l	Flags
10 Methoxychlor							M
1	8.013	8.013	0.000	1959	4.00	3.89	
2	7.263	7.257	0.006	5246	4.00	3.48	M
						RPD = 11.10	
13 Endrin ketone							
1	8.280	8.277	0.003	4916	4.00	4.05	
2	7.757	7.753	0.004	12237	4.00	3.88	
						RPD = 4.34	
$ 24 DCB Decachlorobiphenyl							
1	9.350	9.350	0.000	12685	10.0	4.79	
2	8.657	8.653	0.004	34798	10.0	11.0	
						RPD = 78.63	

QC Flag Legend

Review Flags

M - Manually Integrated

Reagents:

SG608PSTL1_00022 Amount Added: 1.00 Units: ml

Report Date: 18-Dec-2016 15:47:52 Chrom Revision: 2.2 05-Dec-2016 12:37:22

TestAmerica Edison

Data File: \\ChromNA\Edison\ChromData\CPESTGC6\20161217-49531.b\NR111891.D

Injection Date: 17-Dec-2016 17:00:55 Instrument ID: CPESTGC6 Operator ID:

Lims ID: IC PESTL1 Worklist Smp#: 3

Client ID:

Injection Vol: 1.0 ul Dil. Factor: 1.0000 ALS Bottle#: 3

Method: 608GC6 Limit Group: GC 608 ICAL

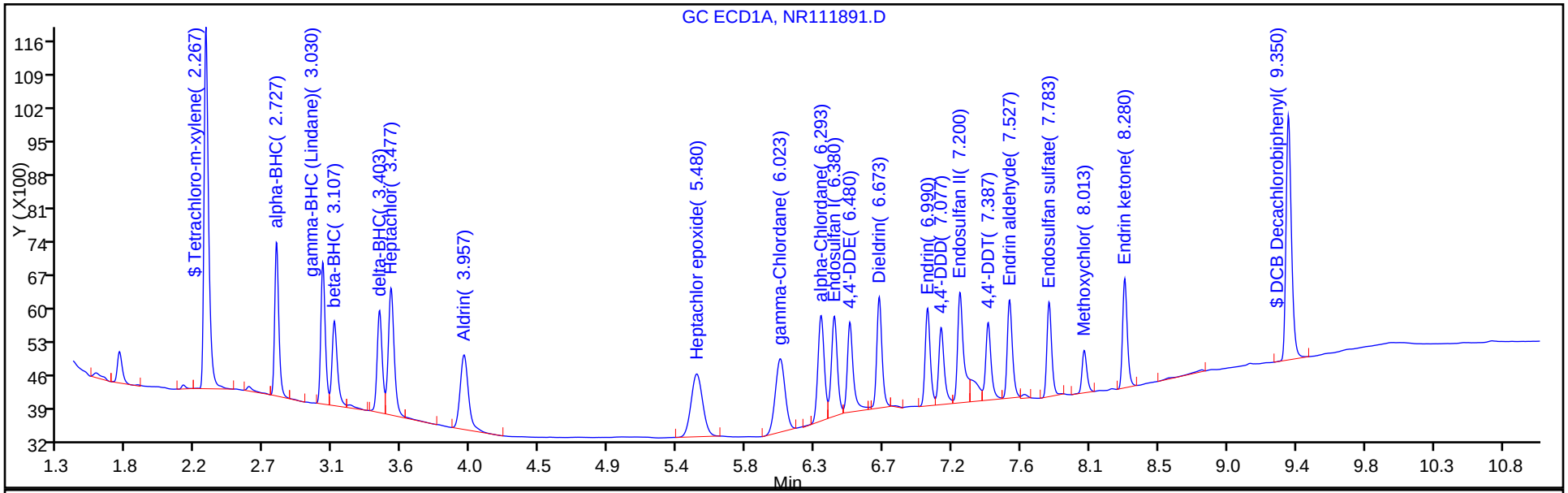

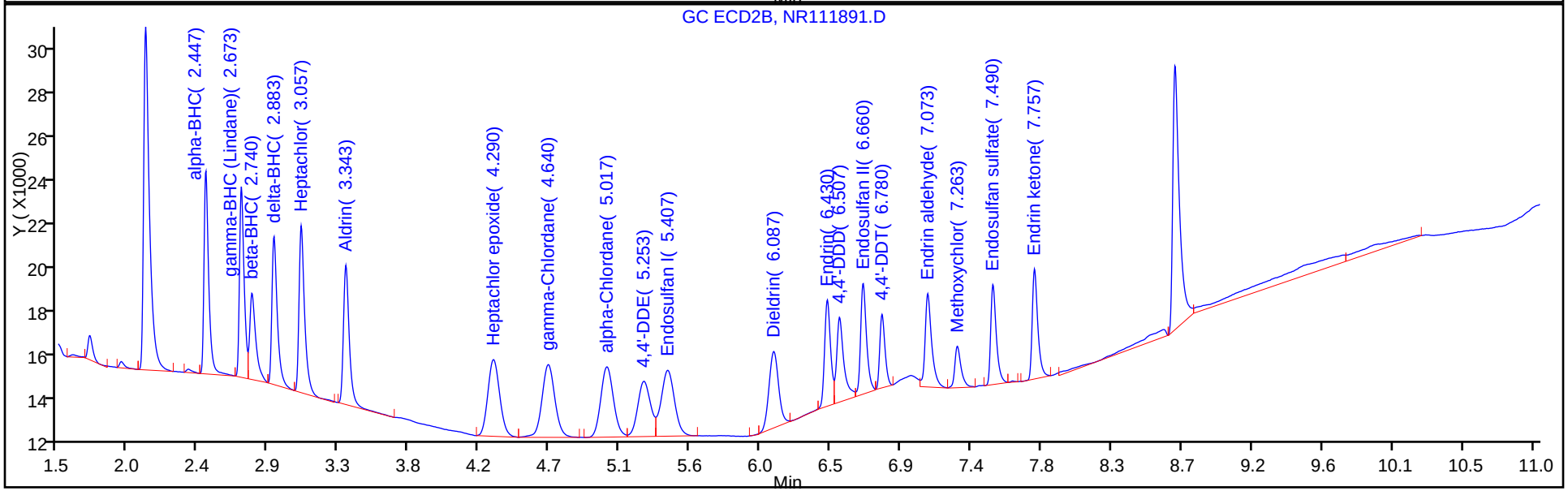

TestAmerica Edison
Target Compound Quantitation Report

Data File: \\ChromNA\Edison\ChromData\CPESTGC6\20161217-49531.b\NR111892.D
Lims ID: IC PESTL2
Client ID:
Sample Type: IC Calib Level: 2
Inject. Date: 17-Dec-2016 17:15:03 ALS Bottle#: 4 Worklist Smp#: 4
Injection Vol: 1.0 ul Dil. Factor: 1.0000
Sample Info: 460-0049531-004
Operator ID: Instrument ID: CPESTGC6
Sublist: chrom-608GC6*sub1

Method: \\ChromNA\Edison\ChromData\CPESTGC6\20161217-49531.b\608GC6.m
Limit Group: GC 608 ICAL
Last Update: 18-Dec-2016 15:47:53 Calib Date: 17-Dec-2016 21:57:13
Integrator: Falcon
Quant Method: External Standard Quant By: Initial Calibration
Last ICal File: \\ChromNA\Edison\ChromData\CPESTGC6\20161217-49531.b\NR111912.D

Column 1 : Det: GC ECD1A
Column 2 : Det: GC ECD2B
Process Host: XAWRK027

First Level Reviewer: patelji Date: 18-Dec-2016 15:19:23

Col	RT (min.)	Exp RT (min.)	Dlt RT (min.)	Response	Cal Amt ug/l	OnCol Amt ug/l	Flags
$ 4 Tetrachloro-m-xylene							M
1	2.263	2.263	0.000	83006	50.0	53.9	M
2	2.060	2.057	0.003	212228	50.0	53.2	
						RPD = 1.29	
15 alpha-BHC							
1	2.727	2.727	0.000	94104	50.0	49.8	
2	2.447	2.447	0.000	254498	50.0	49.9	
						RPD = 0.16	
2 gamma-BHC (Lindane)							M
1	3.030	3.030	0.000	87010	50.0	51.4	M
2	2.673	2.673	0.000	222736	50.0	51.1	M
						RPD = 0.60	
6 beta-BHC							M
1	3.103	3.103	0.000	49565	50.0	50.5	M
2	2.737	2.737	0.000	133452	50.0	49.7	M
						RPD = 1.76	
32 delta-BHC							M
1	3.400	3.400	0.000	81644	50.0	49.7	
2	2.880	2.880	0.000	231719	50.0	50.3	M
						RPD = 1.16	
18 Heptachlor							M
1	3.477	3.477	0.000	85660	50.0	48.9	
2	3.057	3.057	0.000	224509	50.0	50.2	M
						RPD = 2.80	
8 Aldrin							
1	3.957	3.957	0.000	82047	50.0	47.9	
2	3.343	3.343	0.000	209115	50.0	49.5	
						RPD = 3.13	

Col	RT (min.)	Exp RT (min.)	Dlt RT (min.)	Response	Cal Amt ug/l	OnCol Amt ug/l	Flags
12 Heptachlor epoxide							M
1	5.480	5.480	0.000	83487	50.0	48.1	
2	4.293	4.293	0.000	218413	50.0	49.9	M
						RPD = 3.76	
9 gamma-Chlordane							M
1	6.027	6.027	0.000	84046	50.0	48.5	M
2	4.643	4.643	0.000	219693	50.0	48.8	M
						RPD = 0.62	
23 alpha-Chlordane							M
1	6.290	6.290	0.000	77444	50.0	50.5	M
2	5.020	5.020	0.000	213054	50.0	49.4	M
						RPD = 2.15	
7 Endosulfan I							M
1	6.380	6.377	0.003	70901	50.0	49.9	M
2	5.410	5.410	0.000	210172	50.0	50.1	M
						RPD = 0.35	
25 4,4'-DDE							M
1	6.480	6.477	0.003	70749	50.0	50.2	M
2	5.250	5.247	0.003	190609	50.0	48.2	M
						RPD = 3.96	
30 Dieldrin							M
1	6.673	6.673	0.000	74095	50.0	50.2	M
2	6.087	6.090	-0.003	194793	50.0	48.7	
						RPD = 3.04	
20 Endrin							M
1	6.990	6.990	0.000	61414	50.0	50.3	
2	6.427	6.430	-0.003	155145	50.0	50.1	M
						RPD = 0.43	
16 4,4'-DDD							M
1	7.077	7.073	0.004	57659	50.0	50.1	
2	6.500	6.500	0.000	158414	50.0	47.8	M
						RPD = 4.76	
11 Endosulfan II							M
1	7.200	7.200	0.000	67351	50.0	49.8	
2	6.657	6.657	0.000	164739	50.0	50.4	M
						RPD = 1.16	
21 4,4'-DDT							M
1	7.387	7.383	0.004	52061	50.0	48.7	
2	6.777	6.777	0.000	141757	50.0	49.7	M
						RPD = 1.96	
5 Endrin aldehyde							M
1	7.527	7.523	0.004	53245	50.0	50.2	
2	7.070	7.070	0.000	135358	50.0	48.5	M
						RPD = 3.44	
3 Endosulfan sulfate							M
1	7.783	7.783	0.000	55564	50.0	50.3	
2	7.487	7.490	-0.003	140375	50.0	49.5	M
						RPD = 1.53	

Col	RT (min.)	Exp RT (min.)	Dlt RT (min.)	Response	Cal Amt ug/l	OnCol Amt ug/l	Flags
10 Methoxychlor							M
1	8.013	8.013	0.000	25298	50.0	50.2	M
2	7.257	7.257	0.000	74238	50.0	49.2	M
						RPD = 1.96	
13 Endrin ketone							
1	8.280	8.277	0.003	61975	50.0	51.0	
2	7.753	7.753	0.000	156639	50.0	49.6	
						RPD = 2.82	
$ 24 DCB Decachlorobiphenyl							
1	9.350	9.350	0.000	57880	50.0	54.9	
2	8.653	8.653	0.000	169888	50.0	53.7	
						RPD = 2.21	

QC Flag Legend

Review Flags

M - Manually Integrated

Reagents:

SGPESTL2_00024 Amount Added: 1.00 Units: mL

Report Date: 18-Dec-2016 15:47:54 Chrom Revision: 2.2 05-Dec-2016 12:37:22

TestAmerica Edison

Data File: \\ChromNA\Edison\ChromData\CPESTGC6\20161217-49531.b\NR111892.D

Injection Date: 17-Dec-2016 17:15:03 Instrument ID: CPESTGC6 Operator ID:

Lims ID: IC PESTL2 Worklist Smp#: 4

Client ID:

Injection Vol: 1.0 ul Dil. Factor: 1.0000 ALS Bottle#: 4

Method: 608GC6 Limit Group: GC 608 ICAL

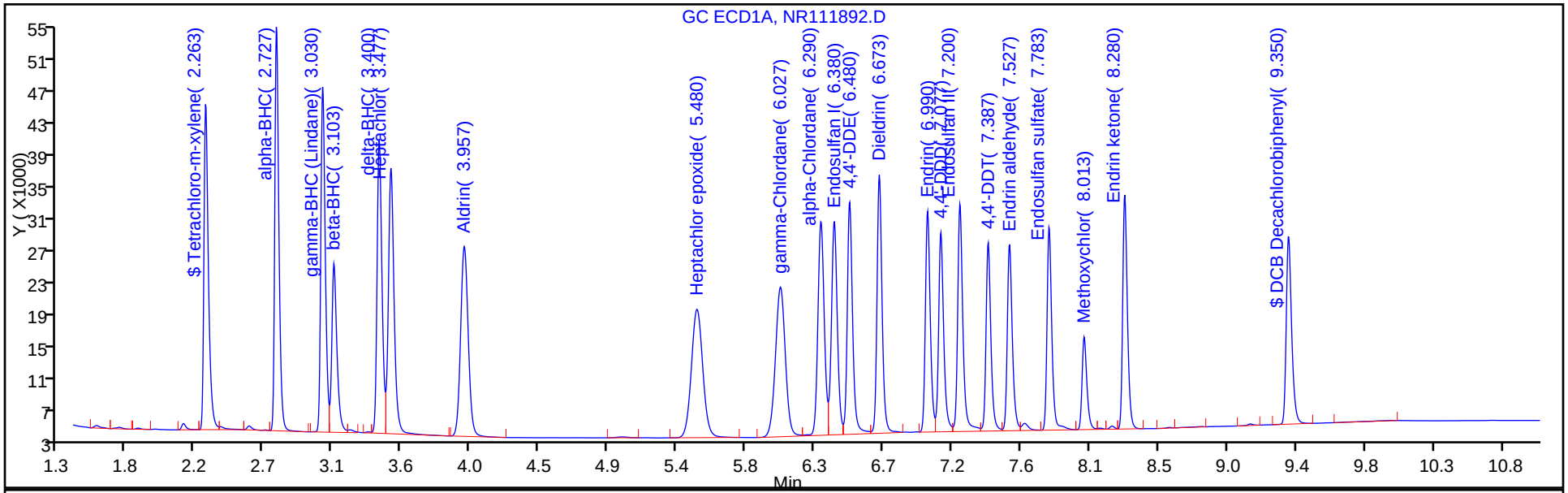

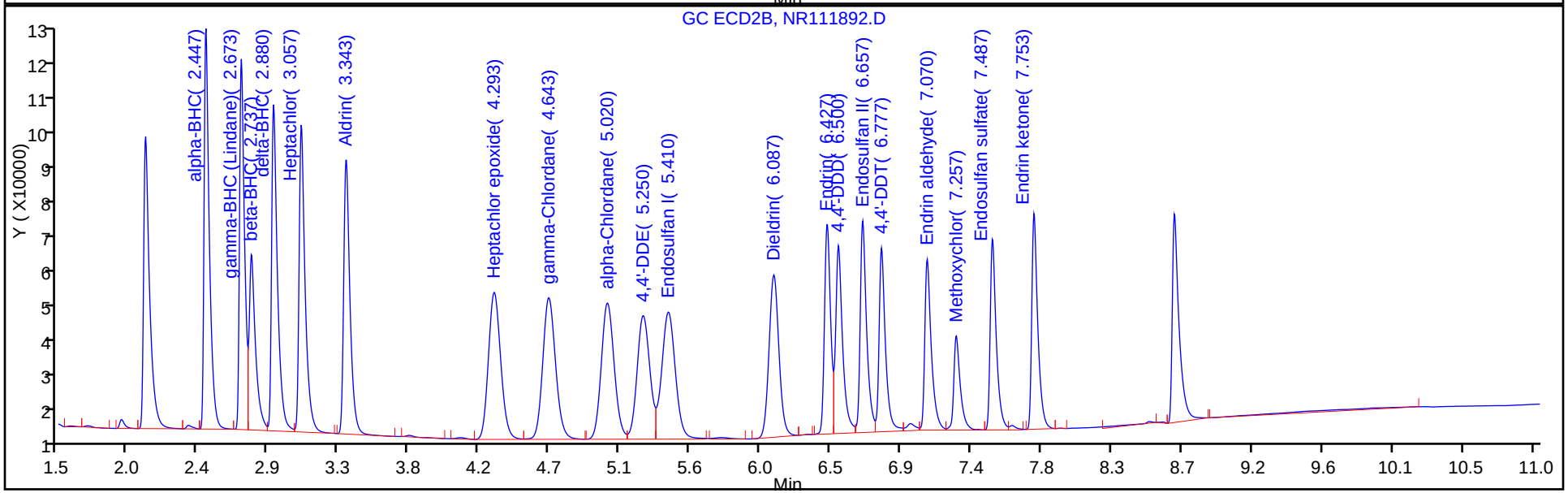

TestAmerica Edison
Target Compound Quantitation Report

Data File: \\ChromNA\Edison\ChromData\CPESTGC6\20161217-49531.b\NR111893.D
Lims ID: IC PESTL3
Client ID:
Sample Type: ICRT Calib Level: 3
Inject. Date: 17-Dec-2016 17:29:11 ALS Bottle#: 5 Worklist Smp#: 5
Injection Vol: 1.0 ul Dil. Factor: 1.0000
Sample Info: 460-0049531-005
Operator ID: Instrument ID: CPESTGC6
Sublist: chrom-608GC6*sub1

Method: \\ChromNA\Edison\ChromData\CPESTGC6\20161217-49531.b\608GC6.m
Limit Group: GC 608 ICAL
Last Update: 18-Dec-2016 15:47:56 Calib Date: 17-Dec-2016 21:57:13
Integrator: Falcon
Quant Method: External Standard Quant By: Initial Calibration
Last ICal File: \\ChromNA\Edison\ChromData\CPESTGC6\20161217-49531.b\NR111912.D

Column 1 : Det: GC ECD1A
Column 2 : Det: GC ECD2B
Process Host: XAWRK027

First Level Reviewer: patelji Date: 17-Dec-2016 18:32:03

Col	RT (min.)	Exp RT (min.)	Dlt RT (min.)	Response	Cal Amt ug/l	OnCol Amt ug/l	Flags
$ 4 Tetrachloro-m-xylene							M
1	2.263	2.263	0.000	154396	100.0	100.3	M
2	2.057	2.057	0.000	401264	100.0	100.6	
						RPD = 0.35	
15 alpha-BHC							
1	2.727	2.727	0.000	203946	100.0	108.3	
2	2.447	2.447	0.000	548414	100.0	107.4	
						RPD = 0.79	
2 gamma-BHC (Lindane)							M
1	3.030	3.030	0.000	186934	100.0	110.4	M
2	2.673	2.673	0.000	460956	100.0	105.7	M
						RPD = 4.35	
6 beta-BHC							M
1	3.103	3.103	0.000	102361	100.0	104.4	M
2	2.737	2.737	0.000	293251	100.0	109.1	M
						RPD = 4.45	
32 delta-BHC							M
1	3.400	3.400	0.000	179829	100.0	106.8	
2	2.880	2.880	0.000	506780	100.0	109.9	M
						RPD = 2.88	
18 Heptachlor							M
1	3.477	3.477	0.000	187375	100.0	106.9	
2	3.057	3.057	0.000	470748	100.0	105.4	M
						RPD = 1.43	
8 Aldrin							
1	3.957	3.957	0.000	186569	100.0	109.0	
2	3.343	3.343	0.000	451096	100.0	106.7	
						RPD = 2.15	

Col	RT (min.)	Exp RT (min.)	Dlt RT (min.)	Response	Cal Amt ug/l	OnCol Amt ug/l	Flags
12 Heptachlor epoxide							
1	5.480	5.480	0.000	183157	100.0	105.4	
2	4.293	4.293	0.000	461903	100.0	105.5	
						RPD = 0.09	
9 gamma-Chlordane							M
1	6.027	6.027	0.000	184071	100.0	106.3	
2	4.643	4.643	0.000	469468	100.0	104.4	M
						RPD = 1.84	
23 alpha-Chlordane							M
1	6.290	6.290	0.000	163763	100.0	106.7	
2	5.020	5.020	0.000	451837	100.0	104.8	M
						RPD = 1.86	
7 Endosulfan I							M
1	6.377	6.377	0.000	151606	100.0	106.8	
2	5.410	5.410	0.000	438181	100.0	104.5	M
						RPD = 2.18	
25 4,4'-DDE							M
1	6.477	6.477	0.000	155098	100.0	110.0	
2	5.247	5.247	0.000	421935	100.0	106.8	M
						RPD = 2.99	
30 Dieldrin							M
1	6.673	6.673	0.000	163160	100.0	110.6	
2	6.090	6.090	0.000	432727	100.0	108.3	M
						RPD = 2.16	
20 Endrin							M
1	6.990	6.990	0.000	132949	100.0	108.9	
2	6.430	6.430	0.000	332221	100.0	107.3	M
						RPD = 1.52	
16 4,4'-DDD							M
1	7.073	7.073	0.000	127009	100.0	110.4	
2	6.500	6.500	0.000	355053	100.0	107.1	M
						RPD = 3.02	
11 Endosulfan II							M
1	7.200	7.200	0.000	141218	100.0	111.1	
2	6.657	6.657	0.000	349547	100.0	106.9	M
						RPD = 3.82	
21 4,4'-DDT							M
1	7.383	7.383	0.000	115014	100.0	107.6	
2	6.777	6.777	0.000	321655	100.0	105.1	M
						RPD = 2.31	
5 Endrin aldehyde							M
1	7.523	7.523	0.000	111377	100.0	105.0	
2	7.070	7.070	0.000	292103	100.0	104.7	M
						RPD = 0.32	
3 Endosulfan sulfate							M
1	7.783	7.783	0.000	120556	100.0	109.1	
2	7.490	7.490	0.000	301479	100.0	106.4	M
						RPD = 2.55	

Col	RT (min.)	Exp RT (min.)	Dlt RT (min.)	Response	Cal Amt ug/l	OnCol Amt ug/l	Flags
10 Methoxychlor							M
1	8.013	8.013	0.000	54081	100.0	107.3	
2	7.257	7.257	0.000	166019	100.0	110.1	M
						RPD = 2.55	
13 Endrin ketone							M
1	8.277	8.277	0.000	129999	100.0	107.0	
2	7.753	7.753	0.000	334570	100.0	106.0	M
						RPD = 1.01	
$ 24 DCB Decachlorobiphenyl							
1	9.350	9.350	0.000	102598	100.0	104.5	
2	8.653	8.653	0.000	308071	100.0	97.4	
						RPD = 7.04	

QC Flag Legend

Review Flags

M - Manually Integrated

Reagents:

SGPESTL3_00025 Amount Added: 1.00 Units: mL

Report Date: 18-Dec-2016 15:47:57 Chrom Revision: 2.2 05-Dec-2016 12:37:22

TestAmerica Edison

Data File: \\ChromNA\Edison\ChromData\CPESTGC6\20161217-49531.b\NR111893.D

Injection Date: 17-Dec-2016 17:29:11 Instrument ID: CPESTGC6 Operator ID:

Lims ID: IC PESTL3 Worklist Smp#: 5

Client ID:

Injection Vol: 1.0 ul Dil. Factor: 1.0000 ALS Bottle#: 5

Method: 608GC6 Limit Group: GC 608 ICAL

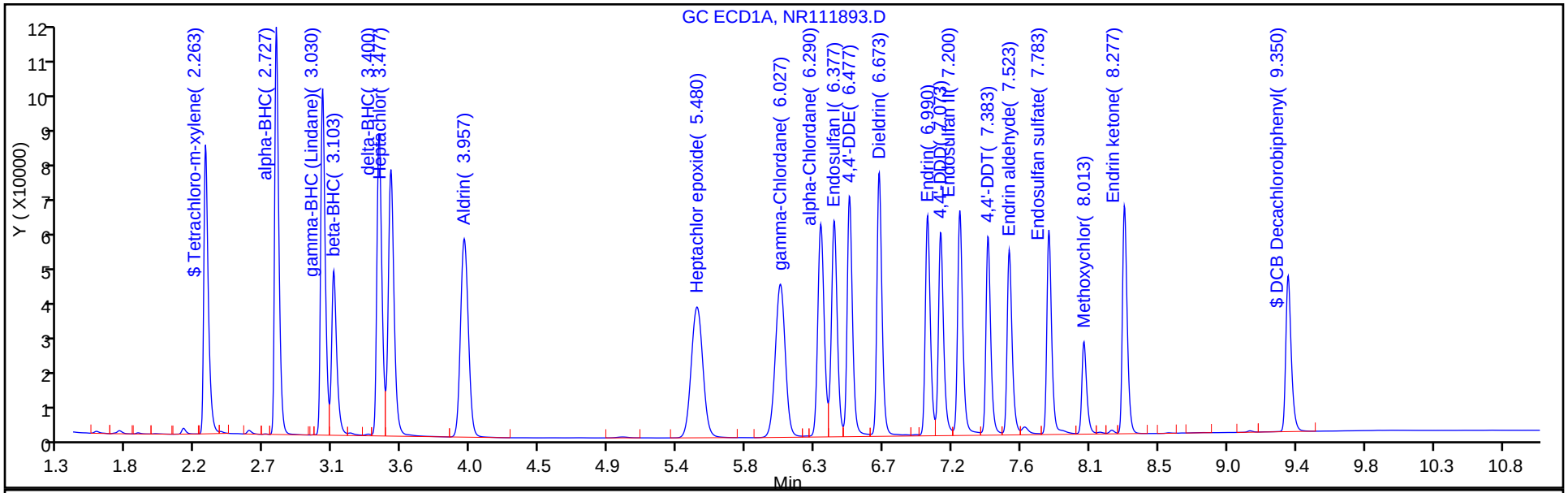

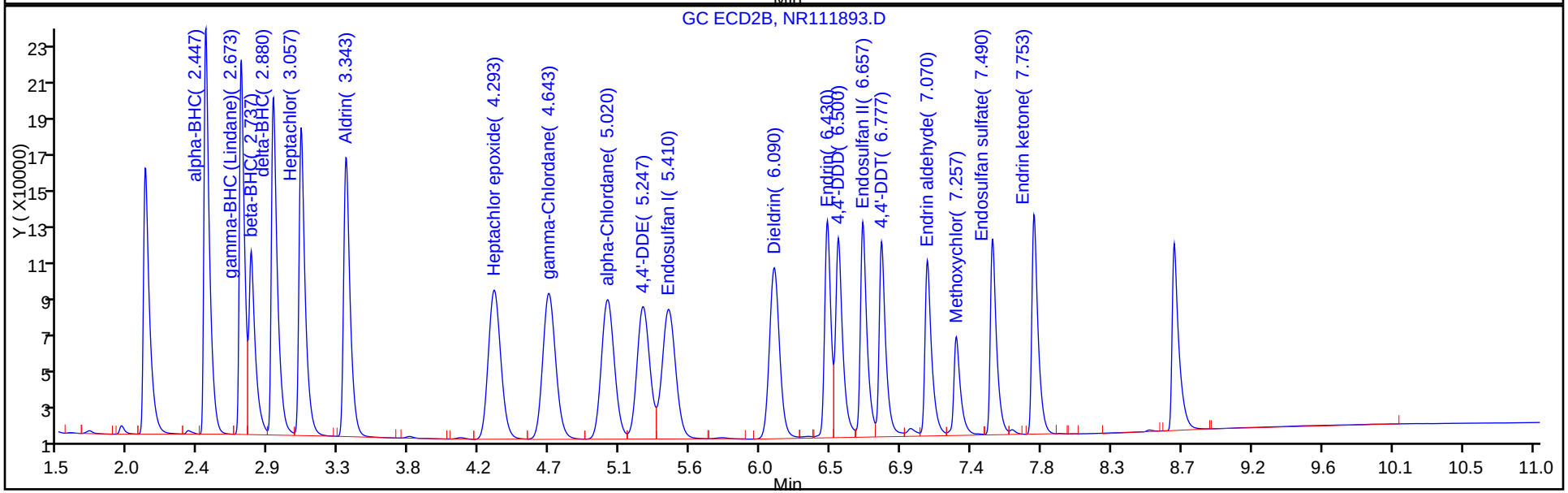

TestAmerica Edison
Target Compound Quantitation Report

Data File: \\ChromNA\Edison\ChromData\CPESTGC6\20161217-49531.b\NR111894.D
Lims ID: IC PESTL4
Client ID:
Sample Type: IC Calib Level: 4
Inject. Date: 17-Dec-2016 17:43:32 ALS Bottle#: 6 Worklist Smp#: 6
Injection Vol: 1.0 ul Dil. Factor: 1.0000
Sample Info: 460-0049531-006
Operator ID: Instrument ID: CPESTGC6
Sublist: chrom-608GC6*sub1

Method: \\ChromNA\Edison\ChromData\CPESTGC6\20161217-49531.b\608GC6.m
Limit Group: GC 608 ICAL
Last Update: 18-Dec-2016 15:47:58 Calib Date: 17-Dec-2016 21:57:13
Integrator: Falcon
Quant Method: External Standard Quant By: Initial Calibration
Last ICal File: \\ChromNA\Edison\ChromData\CPESTGC6\20161217-49531.b\NR111912.D

Column 1 : Det: GC ECD1A
Column 2 : Det: GC ECD2B
Process Host: XAWRK027

First Level Reviewer: patelji Date: 17-Dec-2016 18:35:11

Col	RT (min.)	Exp RT (min.)	Dlt RT (min.)	Response	Cal Amt ug/l	OnCol Amt ug/l	Flags
$ 4 Tetrachloro-m-xylene							
1	2.263	2.263	0.000	216726	150.0	140.7	
2	2.057	2.057	0.000	564028	150.0	141.4	
						RPD = 0.49	
15 alpha-BHC							M
1	2.727	2.727	0.000	449960	250.0	239.4	
2	2.447	2.447	0.000	1220691	250.0	239.2	M
						RPD = 0.08	
2 gamma-BHC (Lindane)							M
1	3.027	3.030	-0.003	412682	250.0	243.6	
2	2.673	2.673	0.000	1004946	250.0	230.4	M
						RPD = 5.60	
6 beta-BHC							M
1	3.100	3.103	-0.003	220893	250.0	225.2	
2	2.737	2.737	0.000	647366	250.0	240.9	M
						RPD = 6.72	
32 delta-BHC							M
1	3.397	3.400	-0.003	404453	250.0	237.5	
2	2.877	2.880	-0.003	1137993	250.0	246.9	M
						RPD = 3.86	
18 Heptachlor							M
1	3.477	3.477	0.000	412192	250.0	235.1	
2	3.057	3.057	0.000	1039195	250.0	232.6	M
						RPD = 1.08	
8 Aldrin							
1	3.953	3.957	-0.004	430622	250.0	251.6	
2	3.347	3.343	0.004	1008903	250.0	238.6	
						RPD = 5.29	

Col	RT (min.)	Exp RT (min.)	Dlt RT (min.)	Response	Cal Amt ug/l	OnCol Amt ug/l	Flags
12 Heptachlor epoxide							
1	5.477	5.480	-0.003	415600	250.0	239.2	
2	4.297	4.293	0.004	1020882	250.0	233.2	
						RPD = 2.54	
9 gamma-Chlordane							M
1	6.023	6.027	-0.004	415034	250.0	239.7	M
2	4.647	4.643	0.004	1049296	250.0	233.3	
						RPD = 2.72	
23 alpha-Chlordane							M
1	6.290	6.290	0.000	352366	250.0	229.6	M
2	5.023	5.020	0.003	1008367	250.0	233.8	
						RPD = 1.79	
7 Endosulfan I							M
1	6.377	6.377	0.000	334754	250.0	235.8	M
2	5.413	5.410	0.003	977924	250.0	233.1	
						RPD = 1.11	
25 4,4'-DDE							M
1	6.477	6.477	0.000	341023	250.0	241.9	M
2	5.247	5.247	0.000	979832	250.0	248.0	
						RPD = 2.47	
30 Dieldrin							M
1	6.673	6.673	0.000	351252	250.0	238.2	M
2	6.090	6.090	0.000	979254	250.0	245.0	
						RPD = 2.83	
20 Endrin							M
1	6.987	6.990	-0.003	286618	250.0	234.8	M
2	6.430	6.430	0.000	710724	250.0	229.5	
						RPD = 2.29	
16 4,4'-DDD							M
1	7.073	7.073	0.000	279530	250.0	243.0	M
2	6.497	6.500	-0.003	820705	250.0	247.6	
						RPD = 1.88	
11 Endosulfan II							M
1	7.200	7.200	0.000	298926	250.0	241.9	M
2	6.657	6.657	0.000	763094	250.0	233.4	
						RPD = 3.58	
21 4,4'-DDT							M
1	7.383	7.383	0.000	258989	250.0	242.2	M
2	6.777	6.777	0.000	739318	250.0	233.9	
						RPD = 3.51	
5 Endrin aldehyde							M
1	7.523	7.523	0.000	237921	250.0	224.4	M
2	7.070	7.070	0.000	636076	250.0	228.0	
						RPD = 1.60	
3 Endosulfan sulfate							M
1	7.783	7.783	0.000	262054	250.0	237.2	M
2	7.487	7.490	-0.003	669110	250.0	236.1	
						RPD = 0.47	

Col	RT (min.)	Exp RT (min.)	Dlt RT (min.)	Response	Cal Amt ug/l	OnCol Amt ug/l	Flags
10 Methoxychlor							M
1	8.010	8.013	-0.003	119810	250.0	237.7	M
2	7.253	7.257	-0.004	368433	250.0	244.3	
						RPD = 2.72	
13 Endrin ketone							M
1	8.277	8.277	0.000	281497	250.0	231.8	M
2	7.753	7.753	0.000	754538	250.0	239.0	
						RPD = 3.06	
$ 24 DCB Decachlorobiphenyl							
1	9.350	9.350	0.000	140294	150.0	146.2	
2	8.650	8.653	-0.003	433740	150.0	137.1	
						RPD = 6.48	

QC Flag Legend

Review Flags

M - Manually Integrated

Reagents:

SGPESTL4_00023 Amount Added: 1.00 Units: mL

Report Date: 18-Dec-2016 15:47:59 Chrom Revision: 2.2 05-Dec-2016 12:37:22

TestAmerica Edison

Data File:	\\ChromNA\Edison\ChromData\CPESTGC6\20161217-49531.b\NR111894.D				
Injection Date:	17-Dec-2016 17:43:32	Instrument ID:	CPESTGC6	Operator ID:	
Lims ID:	IC PESTL4			Worklist Smp#:	6
Client ID:					
Injection Vol:	1.0 ul	Dil. Factor:	1.0000	ALS Bottle#:	6
Method:	608GC6	Limit Group:	GC 608 ICAL		

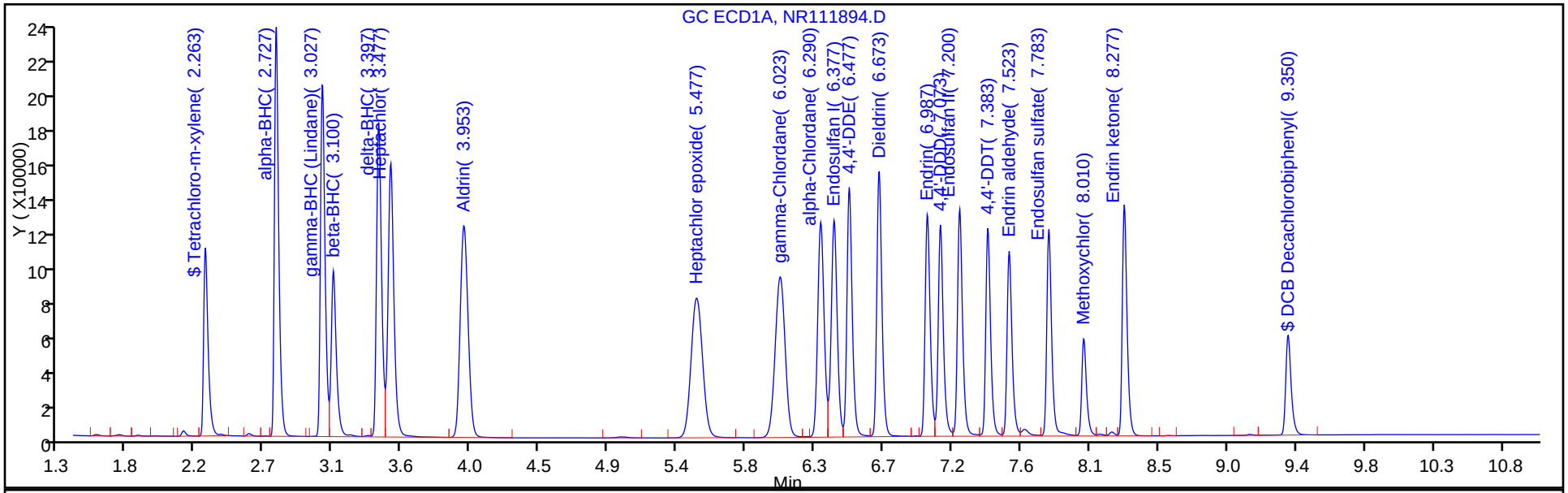

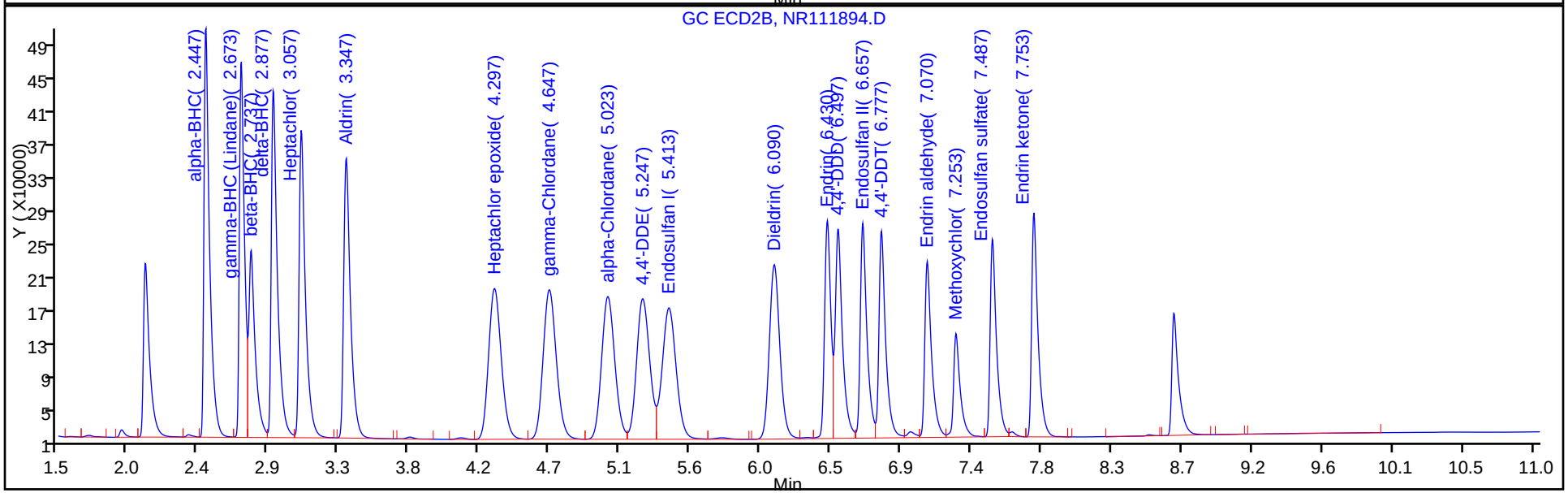

TestAmerica Edison
Target Compound Quantitation Report

Data File: \\ChromNA\Edison\ChromData\CPESTGC6\20161217-49531.b\NR111895.D
Lims ID: IC PESTL5
Client ID:
Sample Type: IC Calib Level: 5
Inject. Date: 17-Dec-2016 17:57:50 ALS Bottle#: 7 Worklist Smp#: 7
Injection Vol: 1.0 ul Dil. Factor: 1.0000
Sample Info: 460-0049531-007
Operator ID: Instrument ID: CPESTGC6
Sublist: chrom-608GC6*sub1

Method: \\ChromNA\Edison\ChromData\CPESTGC6\20161217-49531.b\608GC6.m
Limit Group: GC 608 ICAL
Last Update: 18-Dec-2016 15:48:01 Calib Date: 17-Dec-2016 21:57:13
Integrator: Falcon
Quant Method: External Standard Quant By: Initial Calibration
Last ICal File: \\ChromNA\Edison\ChromData\CPESTGC6\20161217-49531.b\NR111912.D

Column 1 : Det: GC ECD1A
Column 2 : Det: GC ECD2B
Process Host: XAWRK027

First Level Reviewer: patelji Date: 18-Dec-2016 15:20:19

Col	RT (min.)	Exp RT (min.)	Dlt RT (min.)	Response	Cal Amt ug/l	OnCol Amt ug/l	Flags
$ 4 Tetrachloro-m-xylene							M
1	2.263	2.263	0.000	294404	200.0	191.2	M
2	2.057	2.057	0.000	785564	200.0	197.0	
						RPD = 2.98	
15 alpha-BHC							
1	2.723	2.727	-0.004	946144	500.0	503.7	
2	2.443	2.447	-0.004	2632248	500.0	515.7	
						RPD = 2.36	
2 gamma-BHC (Lindane)							
1	3.027	3.030	-0.003	856709	500.0	505.8	
2	2.670	2.673	-0.003	2158519	500.0	494.8	
						RPD = 2.19	
6 beta-BHC							M
1	3.100	3.103	-0.003	456837	500.0	465.7	M
2	2.733	2.737	-0.004	1314164	500.0	488.9	
						RPD = 4.86	
32 delta-BHC							
1	3.397	3.400	-0.003	864031	500.0	504.9	
2	2.873	2.880	-0.007	2390912	500.0	518.7	
						RPD = 2.69	
18 Heptachlor							M
1	3.477	3.477	0.000	869119	500.0	495.7	M
2	3.057	3.057	0.000	2140993	500.0	479.2	
						RPD = 3.40	
8 Aldrin							
1	3.953	3.957	-0.004	924816	500.0	540.3	
2	3.343	3.343	0.000	2149190	500.0	508.3	
						RPD = 6.11	

Col	RT (min.)	Exp RT (min.)	Dlt RT (min.)	Response	Cal Amt ug/l	OnCol Amt ug/l	Flags
12 Heptachlor epoxide							
1	5.477	5.480	-0.003	891733	500.0	513.2	
2	4.293	4.293	0.000	2140975	500.0	489.1	
						RPD = 4.82	
9 gamma-Chlordane							
1	6.023	6.027	-0.004	885097	500.0	511.2	
2	4.643	4.643	0.000	2252009	500.0	500.7	
						RPD = 2.08	
23 alpha-Chlordane							
1	6.290	6.290	0.000	738554	500.0	481.3	
2	5.020	5.020	0.000	2151457	500.0	498.8	
						RPD = 3.57	
7 Endosulfan I							
1	6.377	6.377	0.000	693787	500.0	488.6	
2	5.410	5.410	0.000	2044648	500.0	487.5	
						RPD = 0.23	
25 4,4'-DDE							
1	6.477	6.477	0.000	717394	500.0	508.9	
2	5.240	5.247	-0.007	2127878	500.0	538.5	
						RPD = 5.65	
30 Dieldrin							
1	6.670	6.673	-0.003	734365	500.0	497.9	
2	6.087	6.090	-0.003	2089177	500.0	522.7	
						RPD = 4.85	
20 Endrin							
1	6.987	6.990	-0.003	599696	500.0	491.3	
2	6.427	6.430	-0.003	1505493	500.0	486.1	
						RPD = 1.05	
16 4,4'-DDD							
1	7.070	7.073	-0.003	587702	500.0	510.9	
2	6.497	6.500	-0.003	1741333	500.0	525.4	
						RPD = 2.79	
11 Endosulfan II							
1	7.197	7.200	-0.003	612355	500.0	501.9	
2	6.657	6.657	0.000	1603284	500.0	490.4	
						RPD = 2.32	
21 4,4'-DDT							
1	7.383	7.383	0.000	550470	500.0	514.8	
2	6.773	6.777	-0.004	1625536	500.0	507.0	
						RPD = 1.52	
5 Endrin aldehyde							
1	7.523	7.523	0.000	486497	500.0	458.8	
2	7.070	7.070	0.000	1346275	500.0	482.5	
						RPD = 5.05	
3 Endosulfan sulfate							M
1	7.780	7.783	-0.003	541132	500.0	489.7	
2	7.487	7.490	-0.003	1439253	500.0	507.8	M
						RPD = 3.62	

Col	RT (min.)	Exp RT (min.)	Dlt RT (min.)	Response	Cal Amt ug/l	OnCol Amt ug/l	Flags
10 Methoxychlor							
1	8.010	8.013	-0.003	252128	500.0	500.3	
2	7.253	7.257	-0.004	805691	500.0	534.2	
						RPD = 6.56	
13 Endrin ketone							
1	8.273	8.277	-0.004	588723	500.0	484.8	
2	7.753	7.753	0.000	1614851	500.0	511.5	
						RPD = 5.36	
$ 24 DCB Decachlorobiphenyl							
1	9.347	9.350	-0.003	188470	200.0	199.6	
2	8.650	8.653	-0.003	594594	200.0	187.9	
						RPD = 6.06	

QC Flag Legend

Review Flags

M - Manually Integrated

Reagents:

SGPESTL5_00023 Amount Added: 1.00 Units: mL

Report Date: 18-Dec-2016 15:48:02 Chrom Revision: 2.2 05-Dec-2016 12:37:22

TestAmerica Edison

Data File: \\ChromNA\Edison\ChromData\CPESTGC6\20161217-49531.b\NR111895.D

Injection Date: 17-Dec-2016 17:57:50 Instrument ID: CPESTGC6 Operator ID:

Lims ID: IC PESTL5 Worklist Smp#: 7

Client ID:

Injection Vol: 1.0 ul Dil. Factor: 1.0000 ALS Bottle#: 7

Method: 608GC6 Limit Group: GC 608 ICAL

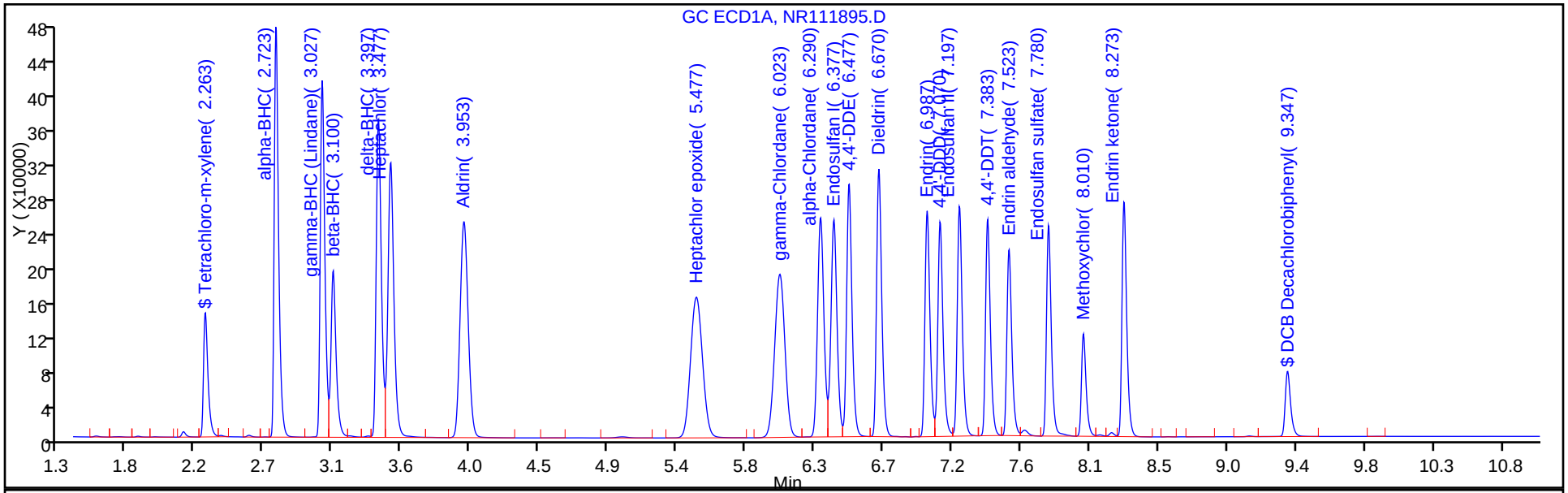

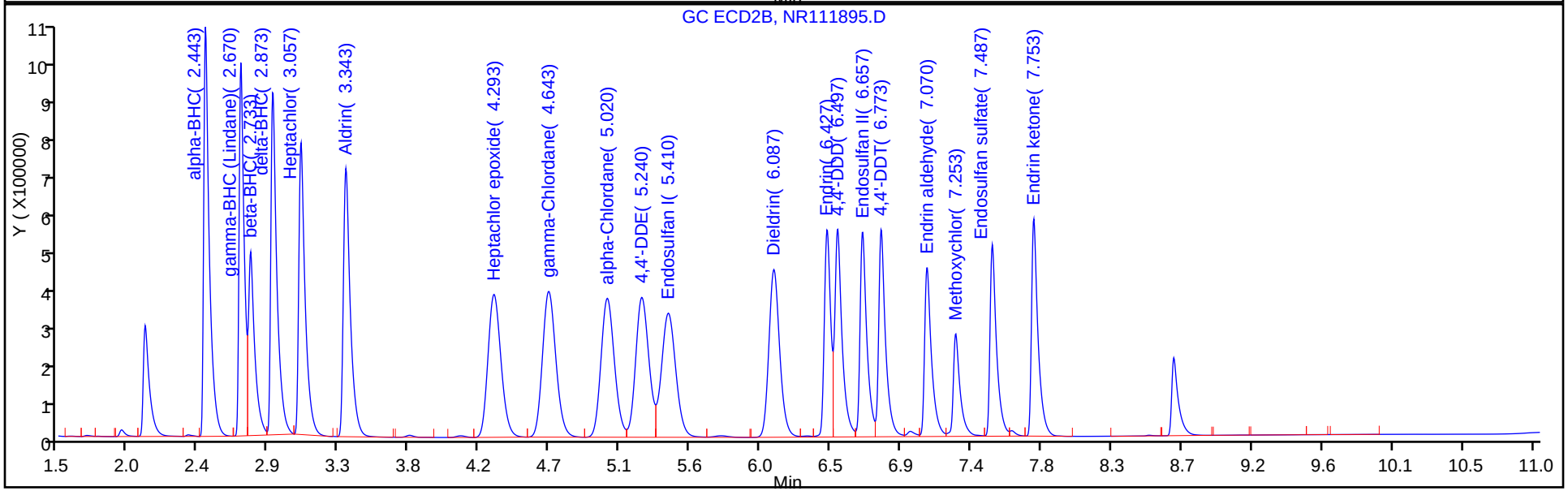

FORM VI
PCBS BY EXTERNAL STANDARD - INITIAL CALIBRATION DATA
RETENTION TIME SUMMARY

Lab Name: TestAmerica Edison Job No.: 460-127124-1 Analy Batch No.: 410318

SDG No.:

Instrument ID: CPESTGC6 GC Column: CLP-2 ID: 0.53(mm) Heated Purge: (Y/N) N

Calibration Start Date: 12/17/2016 18:40 Calibration End Date: 12/17/2016 19:37 Calibration ID: 59822

Calibration Files:

LEVEL:	LAB SAMPLE ID:	LAB FILE ID:
Level 1	IC 460-410318/10	NR111898.D
Level 2	IC 460-410318/11	NR111899.D
Level 3	IC 460-410318/12	NR111900.D
Level 4	IC 460-410318/13	NR111901.D
Level 5	IC 460-410318/14	NR111902.D

ANALYTE	LVL 1	LVL 2	LVL 3	LVL 4	LVL 5						RT WINDOW	AVG RT
PCB-1016 Peak 1	2.630	2.623	2.623	2.620	2.623						2.523 - 2.723	2.624
PCB-1016 Peak 2	2.943	2.940	2.940	2.937	2.940						2.840 - 3.040	2.940
PCB-1016 Peak 3	3.367	3.357	3.353	3.353	3.353						3.253 - 3.453	3.357
PCB-1016 Peak 4	3.517	3.507	3.503	3.503	3.503						3.403 - 3.603	3.507
PCB-1016 Peak 5	3.657	3.640	3.637	3.633	3.633						3.537 - 3.737	3.640
PCB-1260 Peak 1	6.827	6.823	6.820	6.823	6.820						6.720 - 6.920	6.823
PCB-1260 Peak 2	7.033	7.030	7.027	7.027	7.027						6.927 - 7.127	7.029
PCB-1260 Peak 3	7.757	7.753	7.753	7.750	7.750						7.653 - 7.853	7.753
PCB-1260 Peak 4	7.977	7.973	7.973	7.973	7.973						7.873 - 8.073	7.974
PCB-1260 Peak 5	8.797	8.793	8.797	8.793	8.793						8.697 - 8.897	8.795

FORM VI
PCBS BY EXTERNAL STANDARD - INITIAL CALIBRATION DATA
CURVE EVALUATION

Lab Name: TestAmerica Edison Job No.: 460-127124-1 Analy Batch No.: 410318

SDG No.:

Instrument ID: CPESTGC6 GC Column: CLP-2 ID: 0.53(mm) Heated Purge: (Y/N) N

Calibration Start Date: 12/17/2016 18:40 Calibration End Date: 12/17/2016 19:37 Calibration ID: 59822

Calibration Files:

LEVEL:	LAB SAMPLE ID:	LAB FILE ID:
Level 1	IC 460-410318/10	NR111898.D
Level 2	IC 460-410318/11	NR111899.D
Level 3	IC 460-410318/12	NR111900.D
Level 4	IC 460-410318/13	NR111901.D
Level 5	IC 460-410318/14	NR111902.D

ANALYTE	CF				CURVE TYPE	COEFFICIENT			#	MIN CF	%RSD	#	MAX %RSD	R^2 OR COD	#	MIN R^2 OR COD
	LVL 1 LVL 5	LVL 2	LVL 3	LVL 4		B	M1	M2								
PCB-1016 Peak 1	43.620 35.008	39.638	40.432	36.614	Ave		39.0623200				8.6		10.0			
PCB-1016 Peak 2	89.360 65.894	74.996	73.309	68.453	Lin	4427.01601	64.9650306							0.9980		0.9900
PCB-1016 Peak 3	133.84 129.86	140.99	138.91	132.41	Ave		135.200173				3.4		10.0			
PCB-1016 Peak 4	55.980 59.425	67.480	65.114	61.270	Ave		61.8538400				7.4		10.0			
PCB-1016 Peak 5	34.500 46.187	47.354	48.185	45.891	Lin	350.711999	46.1507099							0.9990		0.9900
PCB-1260 Peak 1	112.56 81.164	93.940	88.855	83.750	Lin	5418.09285	79.8011776							0.9980		0.9900
PCB-1260 Peak 2	126.06 88.765	102.54	96.504	91.717	Lin	5821.76921	87.2890367							0.9990		0.9900
PCB-1260 Peak 3	81.480 62.166	67.502	65.384	62.956	Lin	2392.93360	61.4584382							1.0000		0.9900
PCB-1260 Peak 4	150.26 121.91	130.42	126.83	122.16	Ave		130.315440				9.0		10.0			
PCB-1260 Peak 5	36.780 31.104	32.954	31.952	31.217	Ave		32.8013333				7.1		10.0			

Note: The m1 coefficient is the same as Ave CF for an Ave curve type.

FORM VI
PCBS BY EXTERNAL STANDARD - INITIAL CALIBRATION DATA
RESPONSE AND CONCENTRATION

Lab Name: TestAmerica Edison Job No.: 460-127124-1 Analy Batch No.: 410318

SDG No.:

Instrument ID: CPESTGC6 GC Column: CLP-2 ID: 0.53(mm) Heated Purge: (Y/N) N

Calibration Start Date: 12/17/2016 18:40 Calibration End Date: 12/17/2016 19:37 Calibration ID: 59822

Calibration Files:

LEVEL:	LAB SAMPLE ID:	LAB FILE ID:
Level 1	IC 460-410318/10	NR111898.D
Level 2	IC 460-410318/11	NR111899.D
Level 3	IC 460-410318/12	NR111900.D
Level 4	IC 460-410318/13	NR111901.D
Level 5	IC 460-410318/14	NR111902.D

ANALYTE	CURVE TYPE	RESPONSE					CONCENTRATION (UG/L)				
		LVL 1	LVL 2	LVL 3	LVL 4	LVL 5	LVL 1	LVL 2	LVL 3	LVL 4	LVL 5
PCB-1016 Peak 1	Ave	2181	19819	40432	54921	87519	50.0	500	1000	1500	2500
PCB-1016 Peak 2	Lin	4468	37498	73309	102680	164736	50.0	500	1000	1500	2500
PCB-1016 Peak 3	Ave	6692	70494	138907	198613	324643	50.0	500	1000	1500	2500
PCB-1016 Peak 4	Ave	2799	33740	65114	91905	148563	50.0	500	1000	1500	2500
PCB-1016 Peak 5	Lin	1725	23677	48185	68836	115467	50.0	500	1000	1500	2500
PCB-1260 Peak 1	Lin	5628	46970	88855	125625	202909	50.0	500	1000	1500	2500
PCB-1260 Peak 2	Lin	6303	51268	96504	137576	221912	50.0	500	1000	1500	2500
PCB-1260 Peak 3	Lin	4074	33751	65384	94434	155416	50.0	500	1000	1500	2500
PCB-1260 Peak 4	Ave	7513	65210	126826	183240	304778	50.0	500	1000	1500	2500
PCB-1260 Peak 5	Ave	1839	16477	31952	46825	77760	50.0	500	1000	1500	2500

Curve Type Legend:

Ave = Average
Lin = Linear

TestAmerica Edison
Target Compound Quantitation Report

Data File: \\ChromNA\Edison\ChromData\CPESTGC6\20161217-49531.b\NR111898.D
Lims ID: IC PCB1
Client ID:
Sample Type: IC Calib Level: 1
Inject. Date: 17-Dec-2016 18:40:36 ALS Bottle#: 10 Worklist Smp#: 10
Injection Vol: 1.0 ul Dil. Factor: 1.0000
Sample Info: 460-0049531-010
Operator ID: Instrument ID: CPESTGC6
Sublist: chrom-608GC6*sub24

Method: \\ChromNA\Edison\ChromData\CPESTGC6\20161217-49531.b\608GC6.m
Limit Group: GC 608 ICAL
Last Update: 18-Dec-2016 15:48:14 Calib Date: 17-Dec-2016 21:57:13
Integrator: Falcon
Quant Method: External Standard Quant By: Initial Calibration
Last ICal File: \\ChromNA\Edison\ChromData\CPESTGC6\20161217-49531.b\NR111912.D

Column 1 : Det: GC ECD1A
Column 2 : Det: GC ECD2B
Process Host: XAWRK027

First Level Reviewer: patelji Date: 18-Dec-2016 15:22:40

Col	RT (min.)	Exp RT (min.)	Dlt RT (min.)	Response	Cal Amt ug/l	OnCol Amt ug/l	Flags
33 PCB-1016							M
1	2.630	2.623	0.007	2181	50.0	55.8	
1	2.943	2.940	0.003	4468	50.0	0.6309	
1	3.367	3.353	0.014	6692	50.0	49.5	
1	3.517	3.503	0.014	2799	50.0	45.3	
1	3.657	3.637	0.020	1725	50.0	29.8	
		Average of Peak Amounts =				36.2	
2	2.323	2.310	0.013	4647	50.0	48.1	M
2	2.560	2.553	0.007	8720	50.0	55.0	M
2	2.917	2.897	0.020	18819	50.0	52.7	
2	3.027	3.013	0.014	6667	50.0	53.3	M
2	3.077	3.063	0.014	5129	50.0	45.0	M
		Average of Peak Amounts =				50.8	
						RPD = 33.61	
41 PCB-1260							M
1	6.827	6.820	0.007	5628	50.0	2.63	M
1	7.033	7.027	0.006	6303	50.0	5.51	M
1	7.757	7.753	0.004	4074	50.0	27.4	M
1	7.977	7.973	0.004	7513	50.0	57.7	M
1	8.797	8.797	0.000	1839	50.0	56.1	
		Average of Peak Amounts =				29.8	
2	6.087	6.077	0.010	11208	50.0	50.7	
2	7.110	7.107	0.003	7477	50.0	54.5	M
2	7.410	7.403	0.007	23059	50.0	52.2	M
2	7.690	7.677	0.013	13016	50.0	53.0	M
2	8.240	8.237	0.003	4895	50.0	47.3	M
		Average of Peak Amounts =				51.6	
						RPD = 53.35	

QC Flag Legend

Review Flags

M - Manually Integrated

Reagents:

SG1660608LVL1_00008 Amount Added: 1.00 Units: mL

Report Date: 18-Dec-2016 15:48:15 Chrom Revision: 2.2 05-Dec-2016 12:37:22

TestAmerica Edison

Data File:	\\ChromNA\Edison\ChromData\CPESTGC6\20161217-49531.b\NR111898.D				
Injection Date:	17-Dec-2016 18:40:36	Instrument ID:	CPESTGC6	Operator ID:	
Lims ID:	IC PCB1			Worklist Smp#:	10
Client ID:					
Injection Vol:	1.0 ul	Dil. Factor:	1.0000	ALS Bottle#:	10
Method:	608GC6	Limit Group:	GC 608 ICAL		

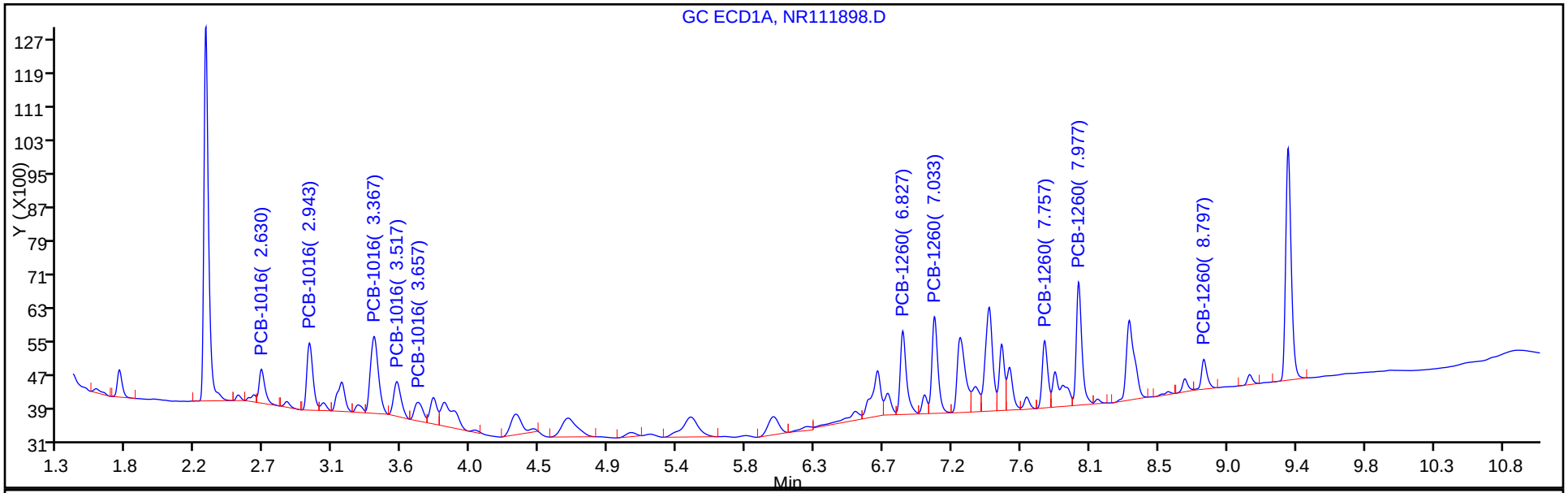

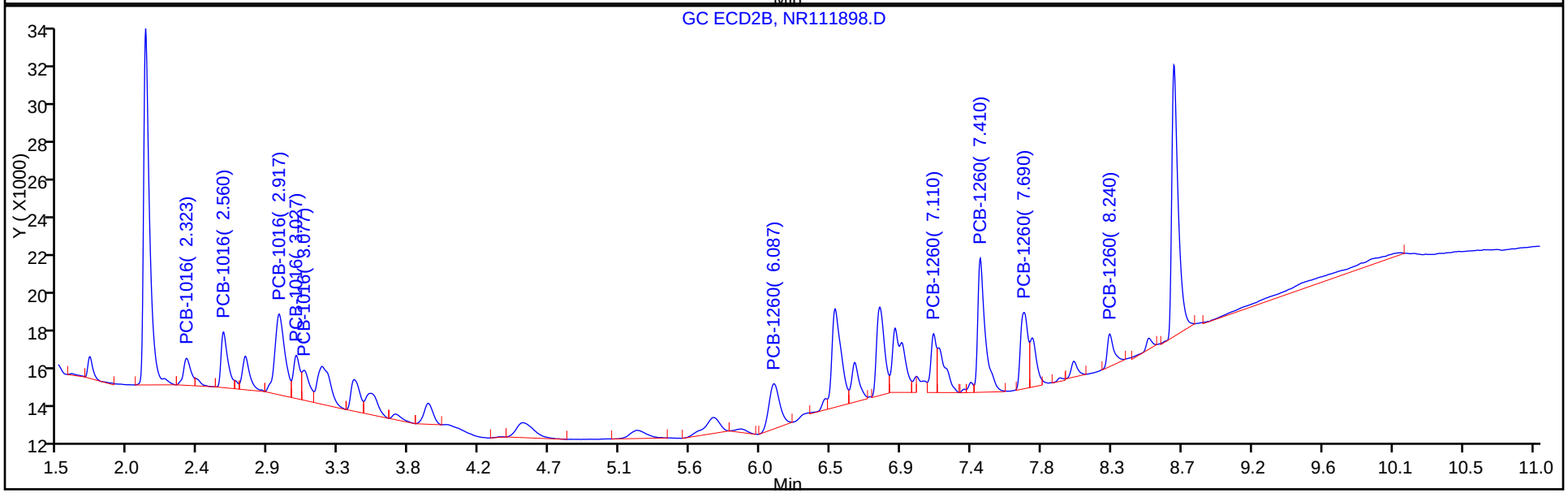

Report Date: 18-Dec-2016 15:48:15 Chrom Revision: 2.2 05-Dec-2016 12:37:22

TestAmerica Edison

Data File: \\ChromNA\Edison\ChromData\CPESTGC6\20161217-49531.b\NR111898.D

Injection Date: 17-Dec-2016 18:40:36 Instrument ID: CPESTGC6

Lims ID: IC PCB1

Client ID:

Operator ID: ALS Bottle#: 10 Worklist Smp#: 10

Injection Vol: 1.0 ul Dil. Factor: 1.0000

Method: 608GC6 Limit Group: GC 608 ICAL

Column: Detector GC ECD1A

41 PCB-1260, CAS: 11096-82-5

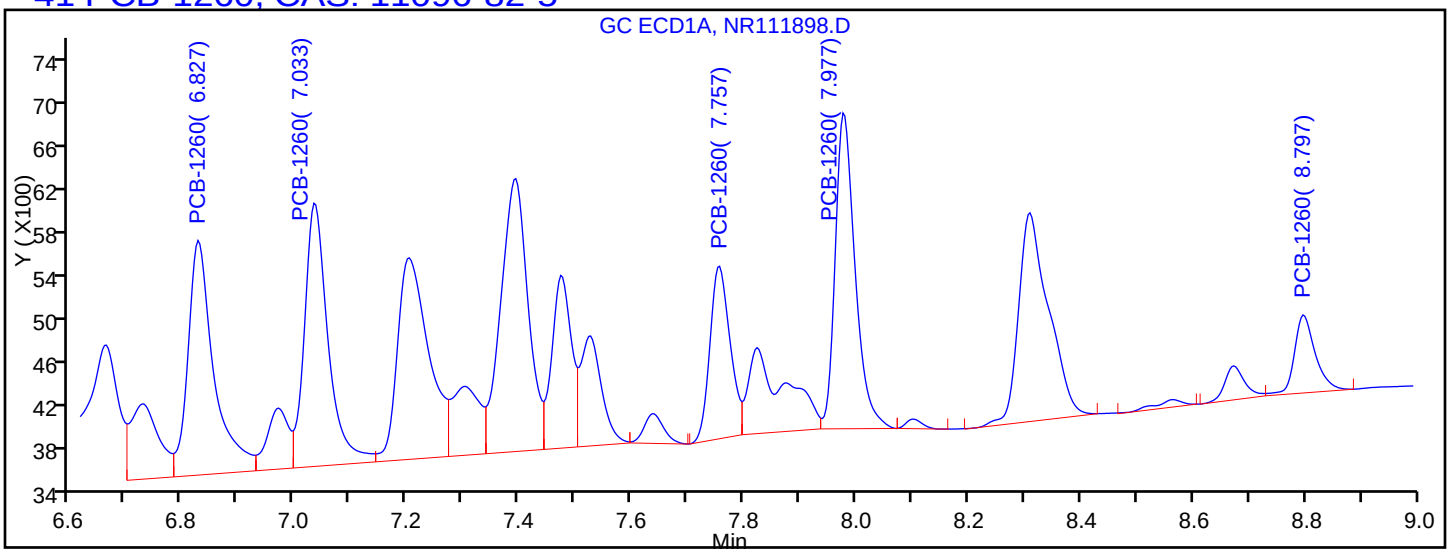

Processing Integration Results

6.827	Response = 6830
7.033	Response = 7020
7.757	Response = 3934
7.977	Response = 7112
8.797	Response = 1839

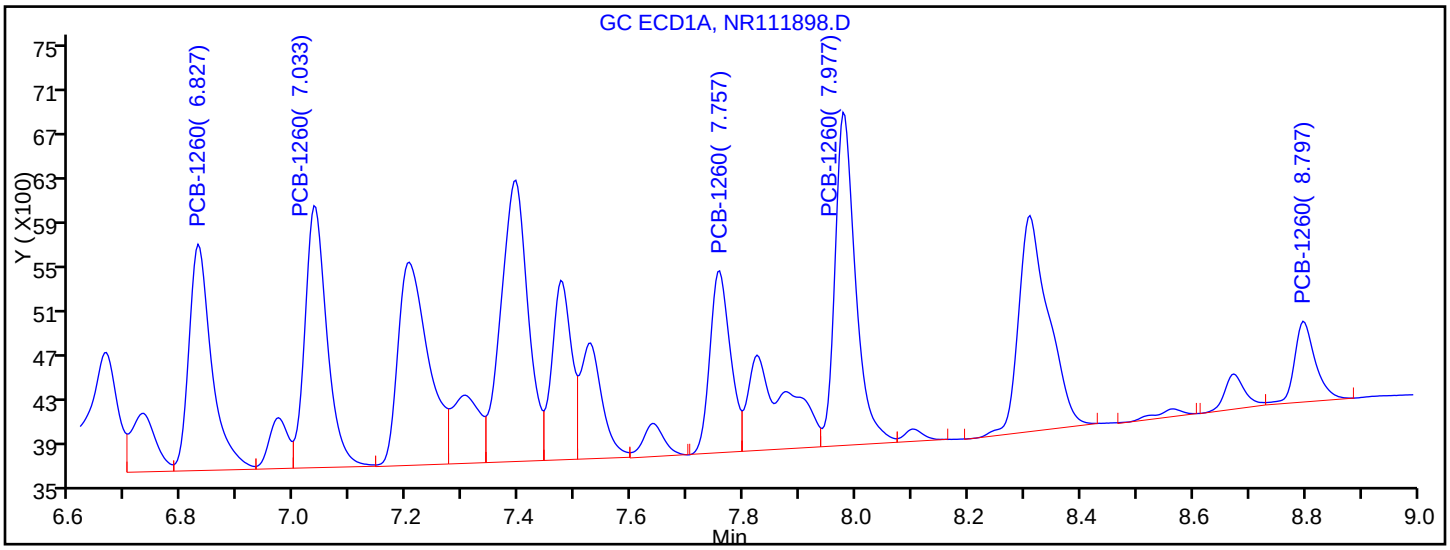

Manual Integration Results

6.827	Response = 5628	M
7.033	Response = 6303	M
7.757	Response = 4074	M
7.977	Response = 7513	M
8.797	Response = 1839	

Reviewer: patelji, 18-Dec-2016 15:22:40

Audit Action: Assigned New Baseline Audit Reason: Peak not integrated

TestAmerica Edison
Target Compound Quantitation Report

Data File: \\ChromNA\Edison\ChromData\CPESTGC6\20161217-49531.b\NR111899.D
Lims ID: IC PCB2
Client ID:
Sample Type: IC Calib Level: 2
Inject. Date: 17-Dec-2016 18:54:58 ALS Bottle#: 11 Worklist Smp#: 11
Injection Vol: 1.0 ul Dil. Factor: 1.0000
Sample Info: 460-0049531-011
Operator ID: Instrument ID: CPESTGC6
Sublist: chrom-608GC6*sub24

Method: \\ChromNA\Edison\ChromData\CPESTGC6\20161217-49531.b\608GC6.m
Limit Group: GC 608 ICAL
Last Update: 18-Dec-2016 15:48:16 Calib Date: 17-Dec-2016 21:57:13
Integrator: Falcon
Quant Method: External Standard Quant By: Initial Calibration
Last ICal File: \\ChromNA\Edison\ChromData\CPESTGC6\20161217-49531.b\NR111912.D

Column 1 : Det: GC ECD1A
Column 2 : Det: GC ECD2B
Process Host: XAWRK027

First Level Reviewer: patelji Date: 18-Dec-2016 15:21:33

Col	RT (min.)	Exp RT (min.)	Dlt RT (min.)	Response	Cal Amt ug/l	OnCol Amt ug/l	Flags
33 PCB-1016							M
1	2.623	2.623	0.000	19819	500.0	507.4	
1	2.940	2.940	0.000	37498	500.0	509.1	
1	3.357	3.353	0.004	70494	500.0	521.4	
1	3.507	3.503	0.004	33740	500.0	545.5	
1	3.640	3.637	0.003	23677	500.0	505.4	
		Average of Peak Amounts =				517.7	
2	2.313	2.310	0.003	49328	500.0	510.6	M
2	2.557	2.553	0.004	80959	500.0	510.5	M
2	2.900	2.897	0.003	178791	500.0	500.8	M
2	3.017	3.013	0.004	62104	500.0	496.8	M
2	3.067	3.063	0.004	57851	500.0	507.3	M
		Average of Peak Amounts =				505.2	
						RPD = 2.45	
41 PCB-1260							M
1	6.823	6.820	0.003	46970	500.0	520.7	M
1	7.030	7.027	0.003	51268	500.0	520.6	M
1	7.753	7.753	0.000	33751	500.0	510.2	M
1	7.973	7.973	0.000	65210	500.0	500.4	M
1	8.793	8.797	-0.004	16477	500.0	502.3	M
		Average of Peak Amounts =				510.9	
2	6.077	6.077	0.000	113107	500.0	512.0	M
2	7.107	7.107	0.000	70299	500.0	512.8	M
2	7.403	7.403	0.000	222837	500.0	504.3	M
2	7.680	7.677	0.003	118932	500.0	484.7	M
2	8.237	8.237	0.000	51413	500.0	496.5	
		Average of Peak Amounts =				502.0	
						RPD = 1.74	

QC Flag Legend

Review Flags

M - Manually Integrated

Reagents:

SG1660608L2_00009 Amount Added: 1.00 Units: mL

Report Date: 18-Dec-2016 15:48:17 Chrom Revision: 2.2 05-Dec-2016 12:37:22

TestAmerica Edison

Data File:	\\ChromNA\Edison\ChromData\CPESTGC6\20161217-49531.b\NR111899.D				
Injection Date:	17-Dec-2016 18:54:58	Instrument ID:	CPESTGC6	Operator ID:	
Lims ID:	IC PCB2			Worklist Smp#:	11
Client ID:					
Injection Vol:	1.0 ul	Dil. Factor:	1.0000	ALS Bottle#:	11
Method:	608GC6	Limit Group:	GC 608 ICAL		

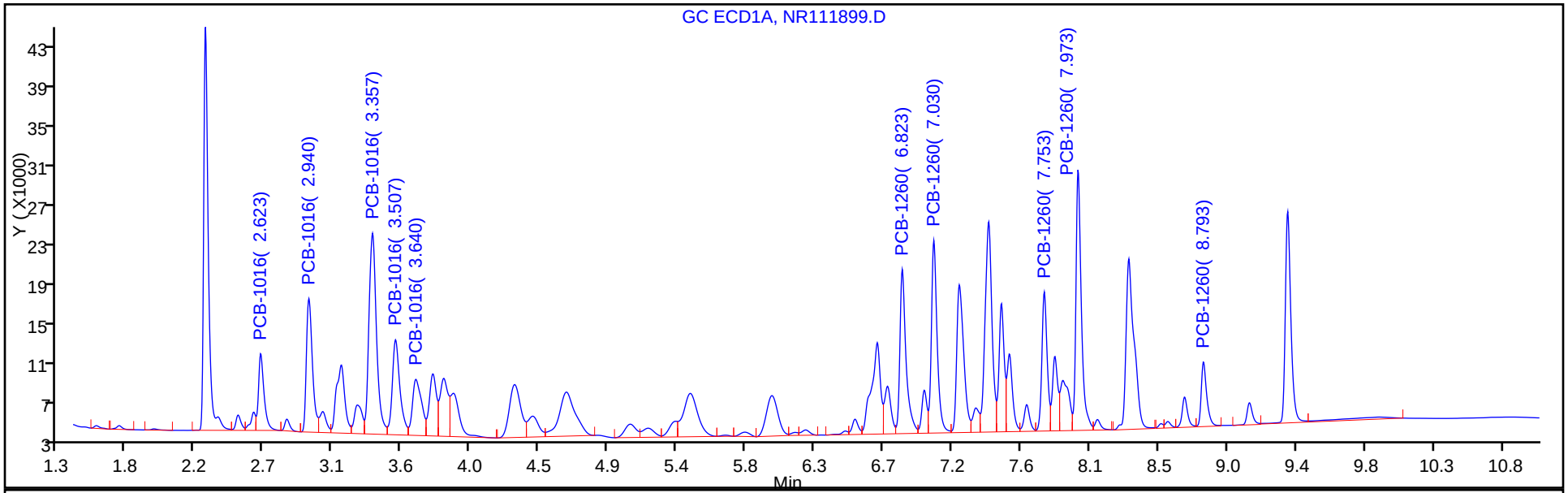

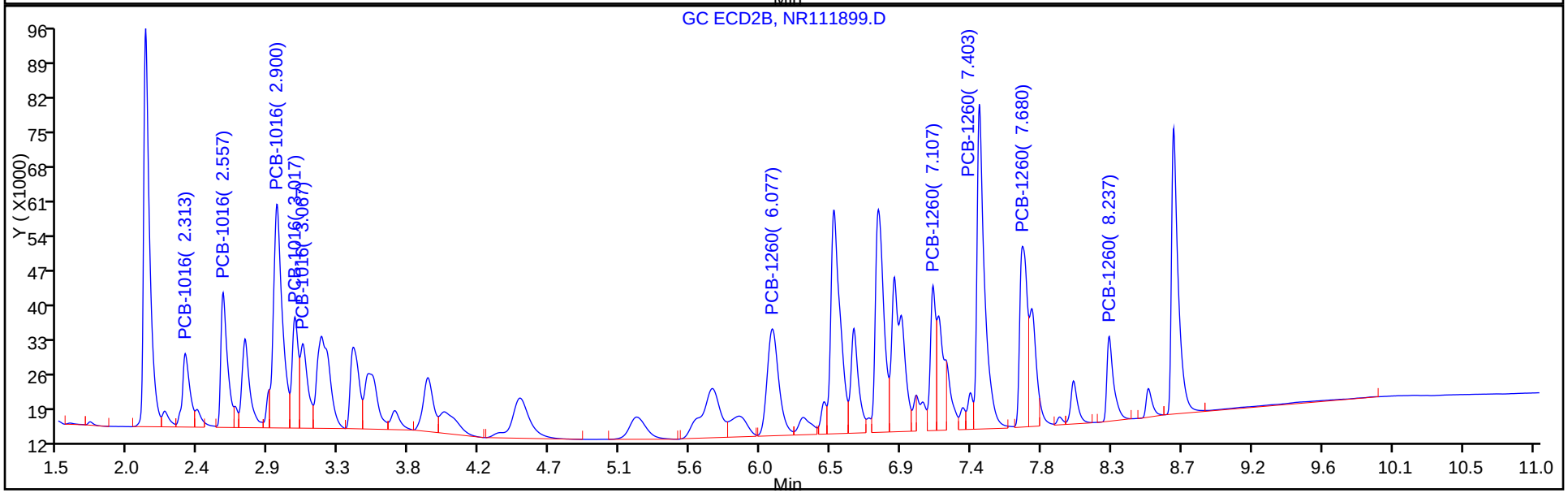

Report Date: 18-Dec-2016 15:48:17 Chrom Revision: 2.2 05-Dec-2016 12:37:22

TestAmerica Edison

Data File: \\ChromNA\Edison\ChromData\CPESTGC6\20161217-49531.b\NR111899.D

Injection Date: 17-Dec-2016 18:54:58 Instrument ID: CPESTGC6

Lims ID: IC PCB2

Client ID:

Operator ID: ALS Bottle#: 11 Worklist Smp#: 11

Injection Vol: 1.0 ul Dil. Factor: 1.0000

Method: 608GC6 Limit Group: GC 608 ICAL

Column: Detector GC ECD1A

41 PCB-1260, CAS: 11096-82-5

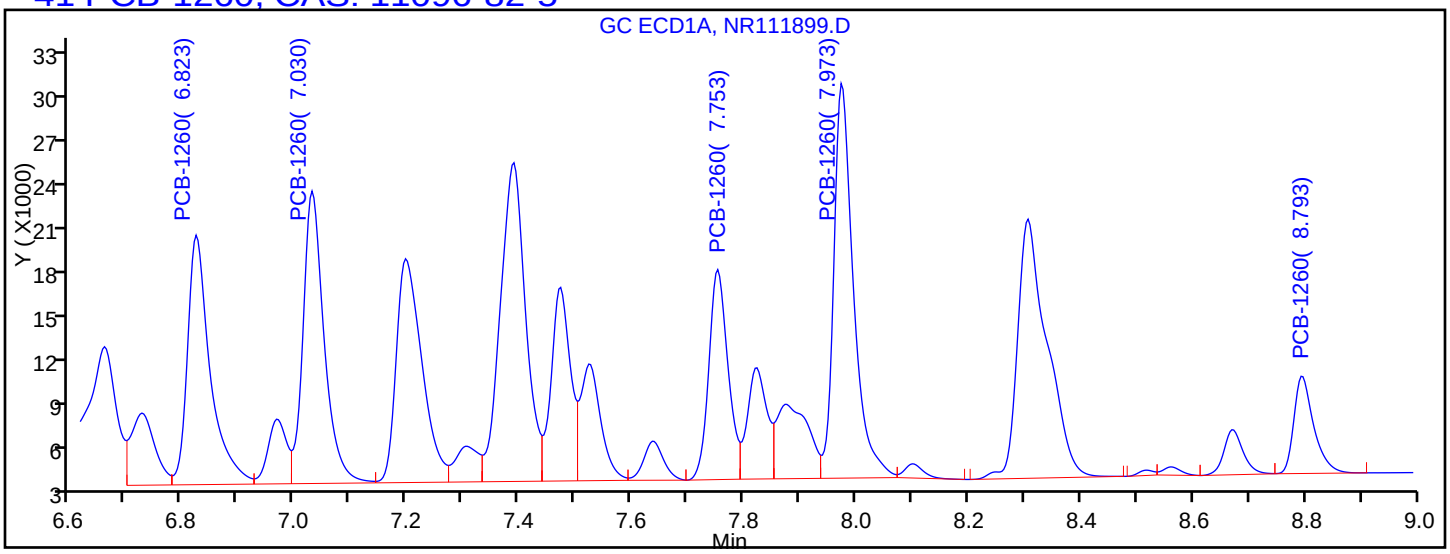

Processing Integration Results

6.823	Response = 46583
7.030	Response = 50692
7.753	Response = 33089
7.973	Response = 63947
8.793	Response = 15850

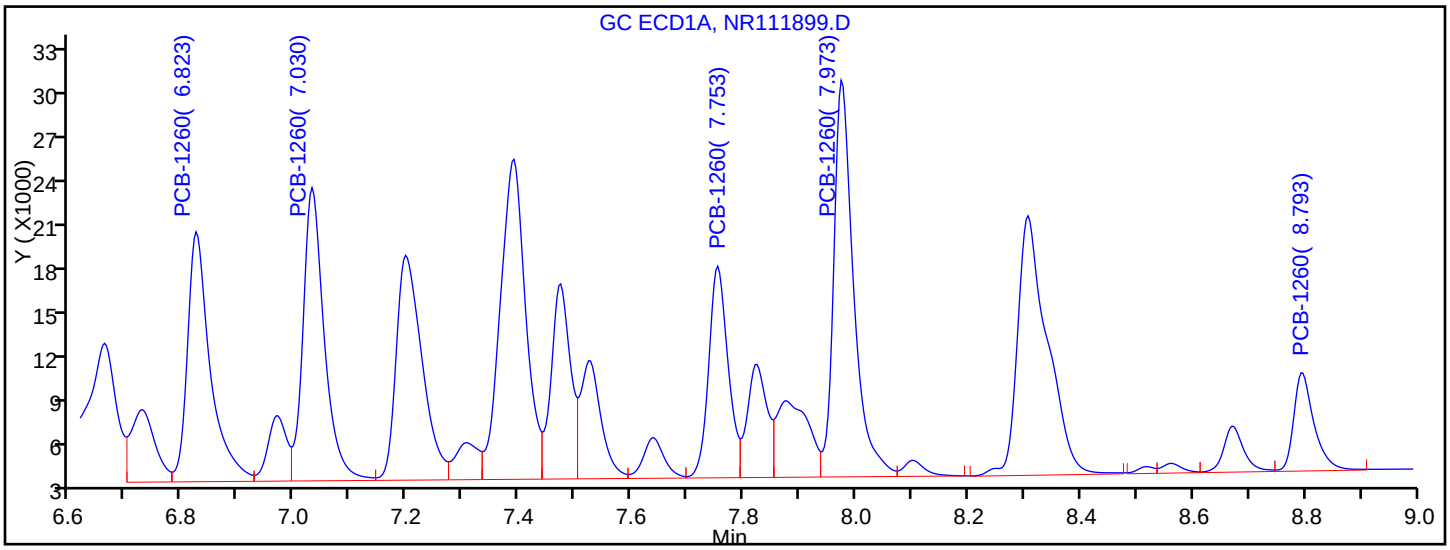

Manual Integration Results

6.823	Response = 46970	M
7.030	Response = 51268	M
7.753	Response = 33751	M
7.973	Response = 65210	M
8.793	Response = 16477	M

Reviewer: patelji, 18-Dec-2016 15:23:22

Audit Action: Assigned New Baseline Audit Reason: Peak not integrated

TestAmerica Edison
Target Compound Quantitation Report

Data File: \\ChromNA\Edison\ChromData\CPESTGC6\20161217-49531.b\NR111900.D
Lims ID: IC PCB3
Client ID:
Sample Type: ICRT Calib Level: 3
Inject. Date: 17-Dec-2016 19:09:15 ALS Bottle#: 12 Worklist Smp#: 12
Injection Vol: 1.0 ul Dil. Factor: 1.0000
Sample Info: 460-0049531-012
Operator ID: Instrument ID: CPESTGC6
Sublist: chrom-608GC6*sub24

Method: \\ChromNA\Edison\ChromData\CPESTGC6\20161217-49531.b\608GC6.m
Limit Group: GC 608 ICAL
Last Update: 18-Dec-2016 15:48:18 Calib Date: 17-Dec-2016 21:57:13
Integrator: Falcon
Quant Method: External Standard Quant By: Initial Calibration
Last ICal File: \\ChromNA\Edison\ChromData\CPESTGC6\20161217-49531.b\NR111912.D

Column 1 : Det: GC ECD1A
Column 2 : Det: GC ECD2B
Process Host: XAWRK027

First Level Reviewer: patelji Date: 18-Dec-2016 15:21:28

Col	RT (min.)	Exp RT (min.)	Dlt RT (min.)	Response	Cal Amt ug/l	OnCol Amt ug/l	Flags
33 PCB-1016							M
1	2.623	2.623	0.000	40432	1000.0	1035.1	M
1	2.940	2.940	0.000	73309	1000.0	1060.3	M
1	3.353	3.353	0.000	138907	1000.0	1027.4	M
1	3.503	3.503	0.000	65114	1000.0	1052.7	M
1	3.637	3.637	0.000	48185	1000.0	1036.5	M
		Average of Peak Amounts =				1042.4	
2	2.310	2.310	0.000	100582	1000.0	1041.1	M
2	2.553	2.553	0.000	156938	1000.0	989.7	M
2	2.897	2.897	0.000	360940	1000.0	1011.1	M
2	3.013	3.013	0.000	126019	1000.0	1008.1	M
2	3.063	3.063	0.000	118312	1000.0	1037.4	M
		Average of Peak Amounts =				1017.5	
						RPD = 2.42	
41 PCB-1260							M
1	6.820	6.820	0.000	88855	1000.0	1045.6	M
1	7.027	7.027	0.000	96504	1000.0	1038.9	M
1	7.753	7.753	0.000	65384	1000.0	1024.9	M
1	7.973	7.973	0.000	126826	1000.0	973.2	M
1	8.797	8.797	0.000	31952	1000.0	974.1	M
		Average of Peak Amounts =				1011.3	
2	6.077	6.077	0.000	225131	1000.0	1019.1	M
2	7.107	7.107	0.000	136671	1000.0	996.9	M
2	7.403	7.403	0.000	443764	1000.0	1004.2	M
2	7.677	7.677	0.000	247270	1000.0	1007.8	M
2	8.237	8.237	0.000	107061	1000.0	1033.8	
		Average of Peak Amounts =				1012.4	
						RPD = 0.10	

QC Flag Legend

Review Flags

M - Manually Integrated

Reagents:

SG1660608L3_00009 Amount Added: 1.00 Units: mL

Report Date: 18-Dec-2016 15:48:19 Chrom Revision: 2.2 05-Dec-2016 12:37:22

TestAmerica Edison

Data File:	\\ChromNA\Edison\ChromData\CPESTGC6\20161217-49531.b\NR111900.D				
Injection Date:	17-Dec-2016 19:09:15	Instrument ID:	CPESTGC6	Operator ID:	
Lims ID:	IC PCB3			Worklist Smp#:	12
Client ID:					
Injection Vol:	1.0 ul	Dil. Factor:	1.0000	ALS Bottle#:	12
Method:	608GC6	Limit Group:	GC 608 ICAL		

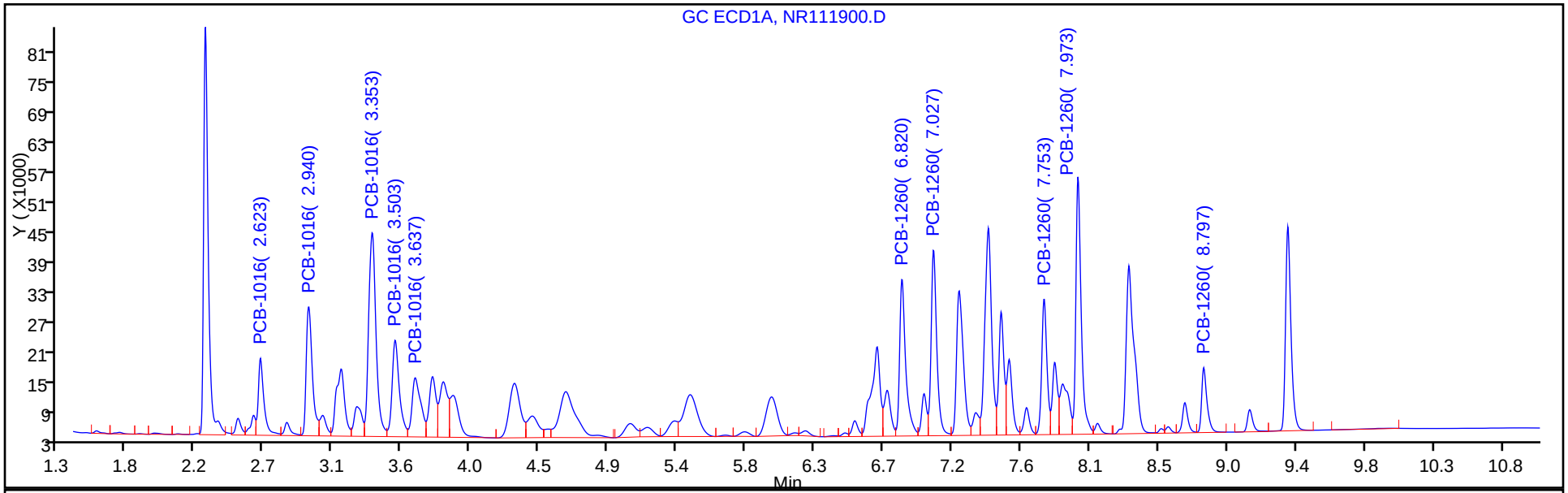

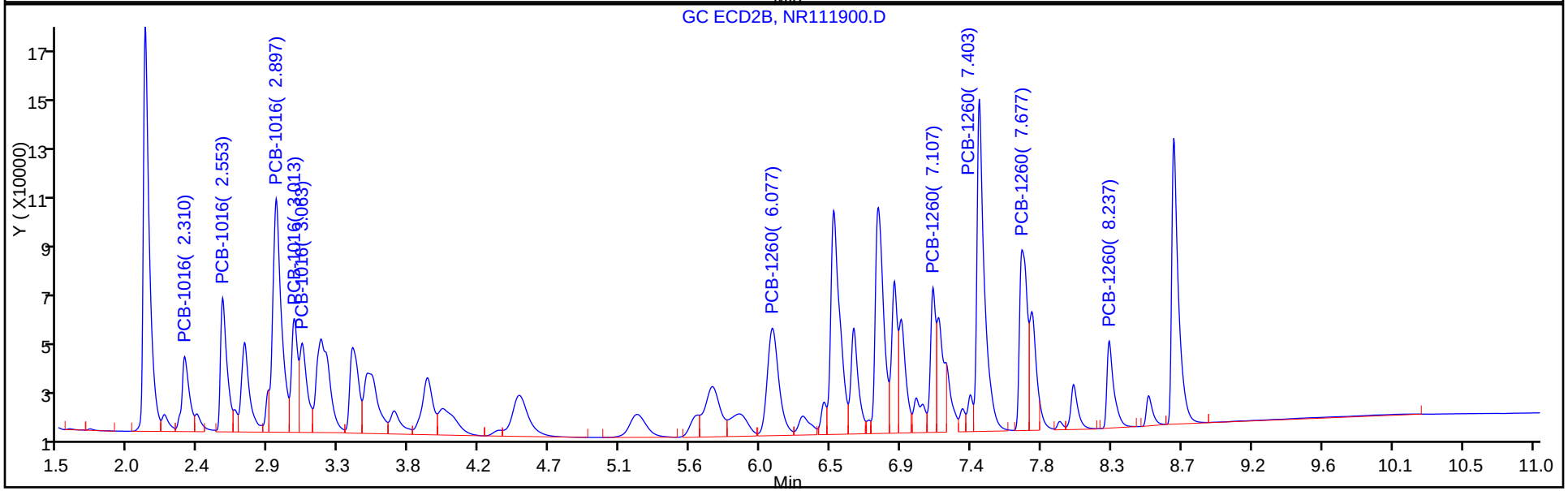

Report Date: 18-Dec-2016 15:48:19 Chrom Revision: 2.2 05-Dec-2016 12:37:22

TestAmerica Edison

Data File: \\ChromNA\Edison\ChromData\CPESTGC6\20161217-49531.b\NR111900.D

Injection Date: 17-Dec-2016 19:09:15 Instrument ID: CPESTGC6

Lims ID: IC PCB3

Client ID:

Operator ID: ALS Bottle#: 12 Worklist Smp#: 12

Injection Vol: 1.0 ul Dil. Factor: 1.0000

Method: 608GC6 Limit Group: GC 608 ICAL

Column: Detector GC ECD1A

33 PCB-1016, CAS: 12674-11-2

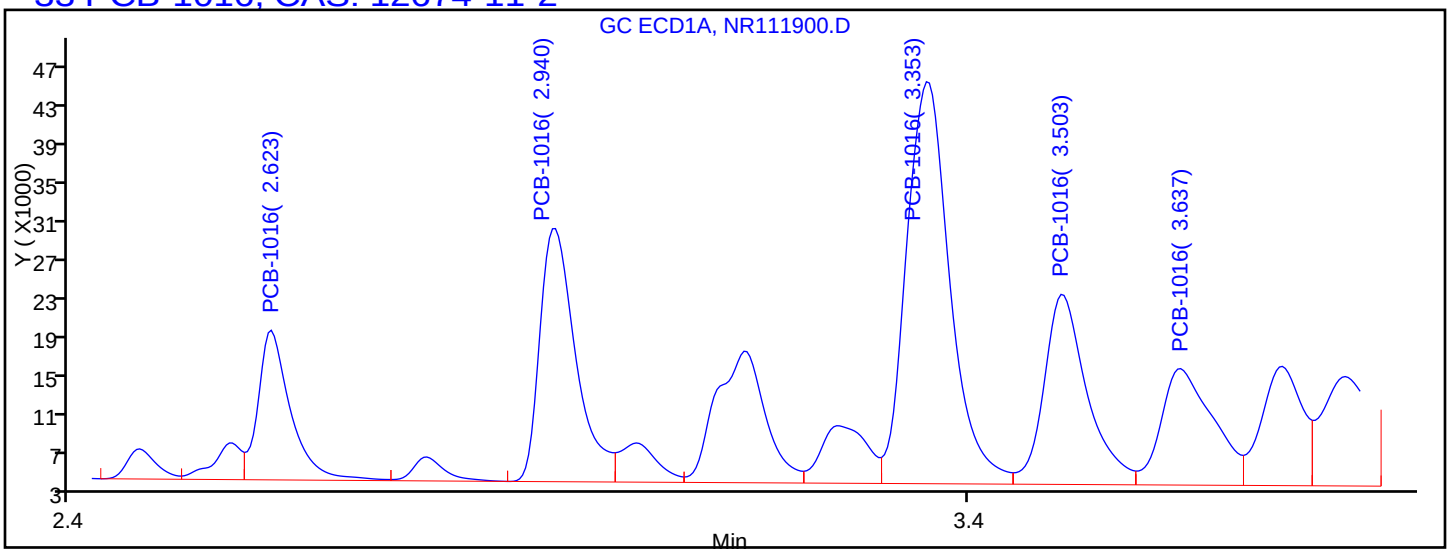

Processing Integration Results

2.623	Response = 38139
2.940	Response = 72121
3.353	Response = 138089
3.503	Response = 64544
3.637	Response = 47840

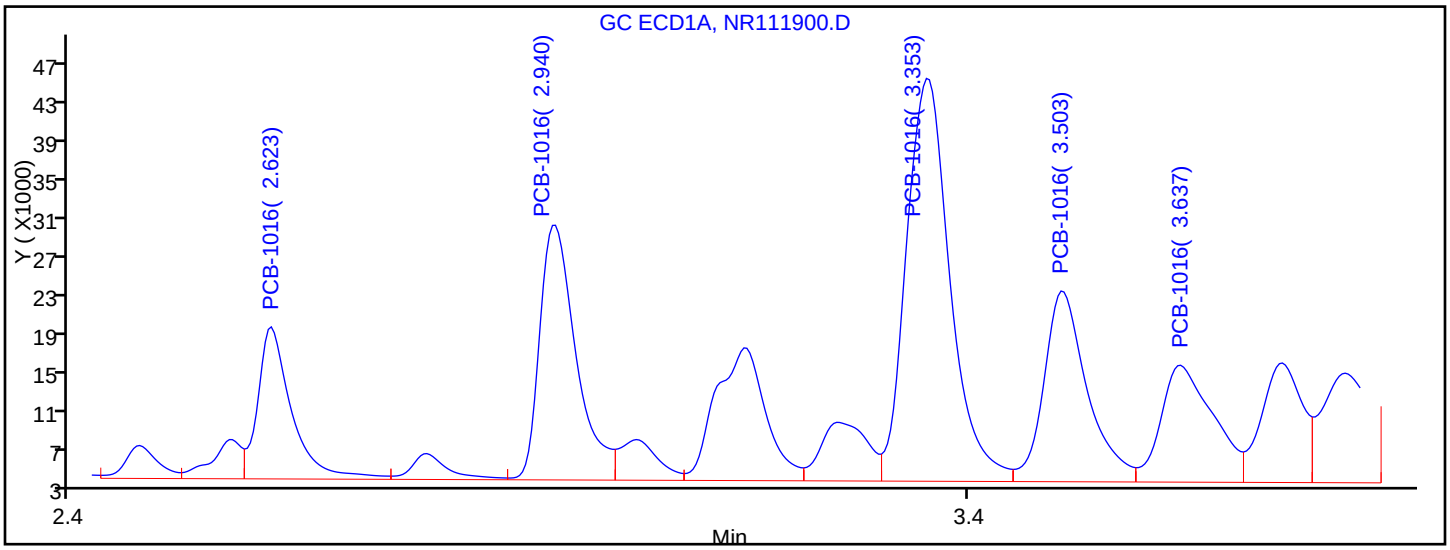

Manual Integration Results

2.623	Response = 40432	M
2.940	Response = 73309	M
3.353	Response = 138907	M
3.503	Response = 65114	M
3.637	Response = 48185	M

Reviewer: patelji, 18-Dec-2016 15:25:50

Audit Action: Assigned New Baseline Audit Reason: Peak not integrated

Report Date: 18-Dec-2016 15:48:19 Chrom Revision: 2.2 05-Dec-2016 12:37:22

TestAmerica Edison

Data File: \\ChromNA\Edison\ChromData\CPESTGC6\20161217-49531.b\NR111900.D

Injection Date: 17-Dec-2016 19:09:15 Instrument ID: CPESTGC6

Lims ID: IC PCB3

Client ID:

Operator ID: ALS Bottle#: 12 Worklist Smp#: 12

Injection Vol: 1.0 ul Dil. Factor: 1.0000

Method: 608GC6 Limit Group: GC 608 ICAL

Column: Detector GC ECD1A

41 PCB-1260, CAS: 11096-82-5

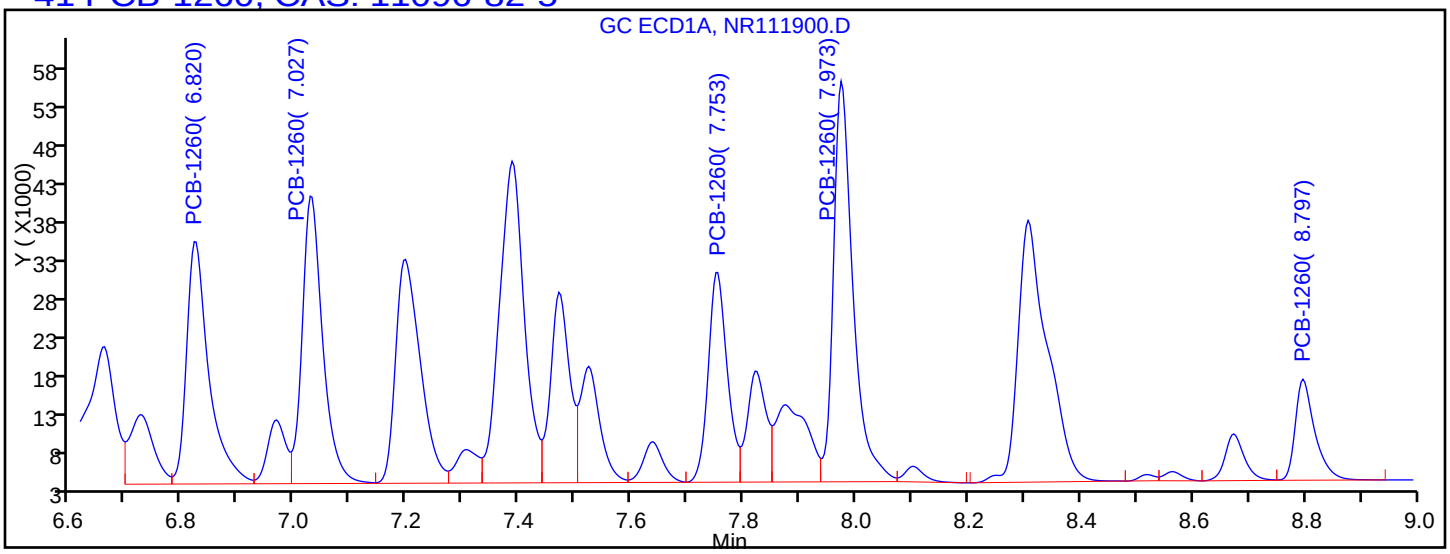

Processing Integration Results

6.820	Response = 86523
7.027	Response = 94227
7.753	Response = 64146
7.973	Response = 125194
8.797	Response = 31488

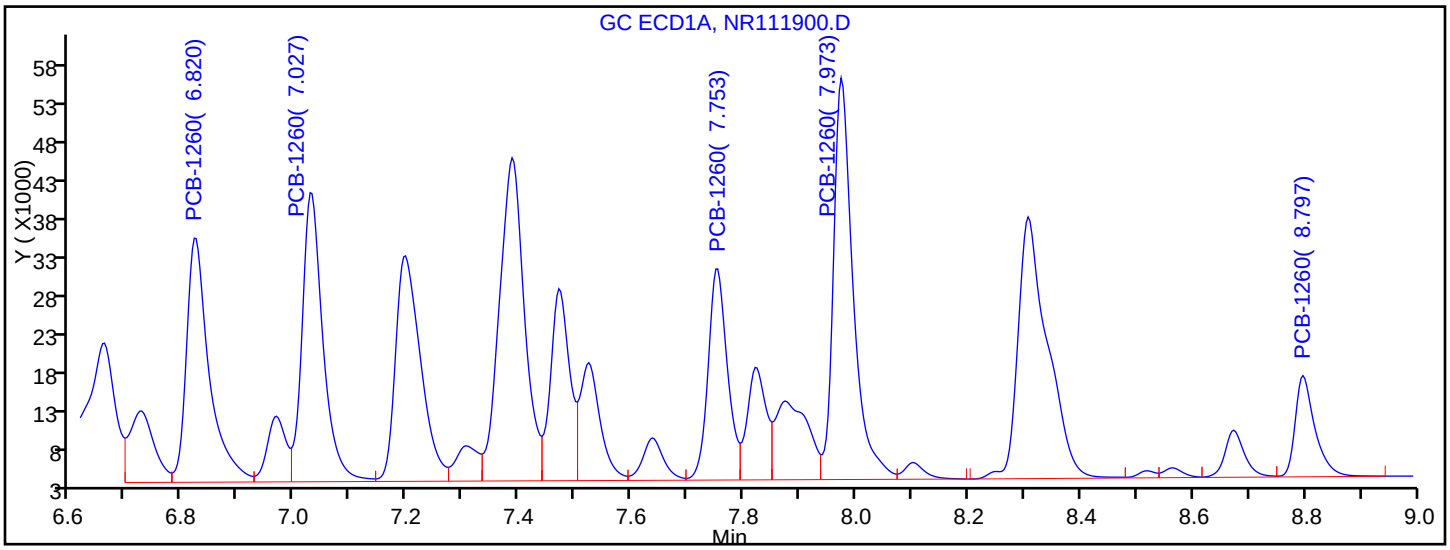

Manual Integration Results

6.820	Response = 88855	M
7.027	Response = 96504	M
7.753	Response = 65384	M
7.973	Response = 126826	M
8.797	Response = 31952	M

Reviewer: patelji, 18-Dec-2016 15:24:05

Audit Action: Assigned New Baseline Audit Reason: Peak not integrated

TestAmerica Edison
Target Compound Quantitation Report

Data File: \\ChromNA\Edison\ChromData\CPESTGC6\20161217-49531.b\NR111901.D
Lims ID: IC PCB4
Client ID:
Sample Type: IC Calib Level: 4
Inject. Date: 17-Dec-2016 19:23:27 ALS Bottle#: 13 Worklist Smp#: 13
Injection Vol: 1.0 ul Dil. Factor: 1.0000
Sample Info: 460-0049531-013
Operator ID: Instrument ID: CPESTGC6
Sublist: chrom-608GC6*sub24

Method: \\ChromNA\Edison\ChromData\CPESTGC6\20161217-49531.b\608GC6.m
Limit Group: GC 608 ICAL
Last Update: 18-Dec-2016 15:48:20 Calib Date: 17-Dec-2016 21:57:13
Integrator: Falcon
Quant Method: External Standard Quant By: Initial Calibration
Last ICal File: \\ChromNA\Edison\ChromData\CPESTGC6\20161217-49531.b\NR111912.D

Column 1 : Det: GC ECD1A
Column 2 : Det: GC ECD2B
Process Host: XAWRK027

First Level Reviewer: patelji Date: 18-Dec-2016 15:24:38

Col	RT (min.)	Exp RT (min.)	Dlt RT (min.)	Response	Cal Amt ug/l	OnCol Amt ug/l	Flags
33 PCB-1016							M
1	2.620	2.623	-0.003	54921	1500.0	1406.0	
1	2.937	2.940	-0.003	102680	1500.0	1512.4	
1	3.353	3.353	0.000	198613	1500.0	1469.0	
1	3.503	3.503	0.000	91905	1500.0	1485.8	
1	3.633	3.637	-0.004	68836	1500.0	1483.9	
		Average of Peak Amounts =				1471.4	
2	2.307	2.310	-0.003	144332	1500.0	1494.0	M
2	2.553	2.553	0.000	226582	1500.0	1428.8	M
2	2.897	2.897	0.000	516186	1500.0	1446.0	M
2	3.010	3.013	-0.003	179941	1500.0	1439.4	M
2	3.060	3.063	-0.003	176524	1500.0	1547.8	M
		Average of Peak Amounts =				1471.2	
						RPD = 0.02	
41 PCB-1260							M
1	6.823	6.820	0.003	125625	1500.0	1506.3	M
1	7.027	7.027	0.000	137576	1500.0	1509.4	M
1	7.750	7.753	-0.003	94434	1500.0	1497.6	M
1	7.973	7.973	0.000	183240	1500.0	1406.1	M
1	8.793	8.797	-0.004	46825	1500.0	1427.5	M
		Average of Peak Amounts =				1469.4	
2	6.073	6.077	-0.004	322442	1500.0	1459.6	M
2	7.107	7.107	0.000	187762	1500.0	1369.6	M
2	7.403	7.403	0.000	641481	1500.0	1451.6	M
2	7.677	7.677	0.000	359342	1500.0	1464.5	M
2	8.233	8.237	-0.004	155901	1500.0	1505.4	
		Average of Peak Amounts =				1450.2	
						RPD = 1.32	

QC Flag Legend

Review Flags

M - Manually Integrated

Reagents:

SG1660608L4_00009 Amount Added: 1.00 Units: mL

Report Date: 18-Dec-2016 15:48:21 Chrom Revision: 2.2 05-Dec-2016 12:37:22

TestAmerica Edison

Data File:	\\ChromNA\Edison\ChromData\CPESTGC6\20161217-49531.b\NR111901.D				
Injection Date:	17-Dec-2016 19:23:27	Instrument ID:	CPESTGC6	Operator ID:	
Lims ID:	IC PCB4			Worklist Smp#:	13
Client ID:					
Injection Vol:	1.0 ul	Dil. Factor:	1.0000	ALS Bottle#:	13
Method:	608GC6	Limit Group:	GC 608 ICAL		

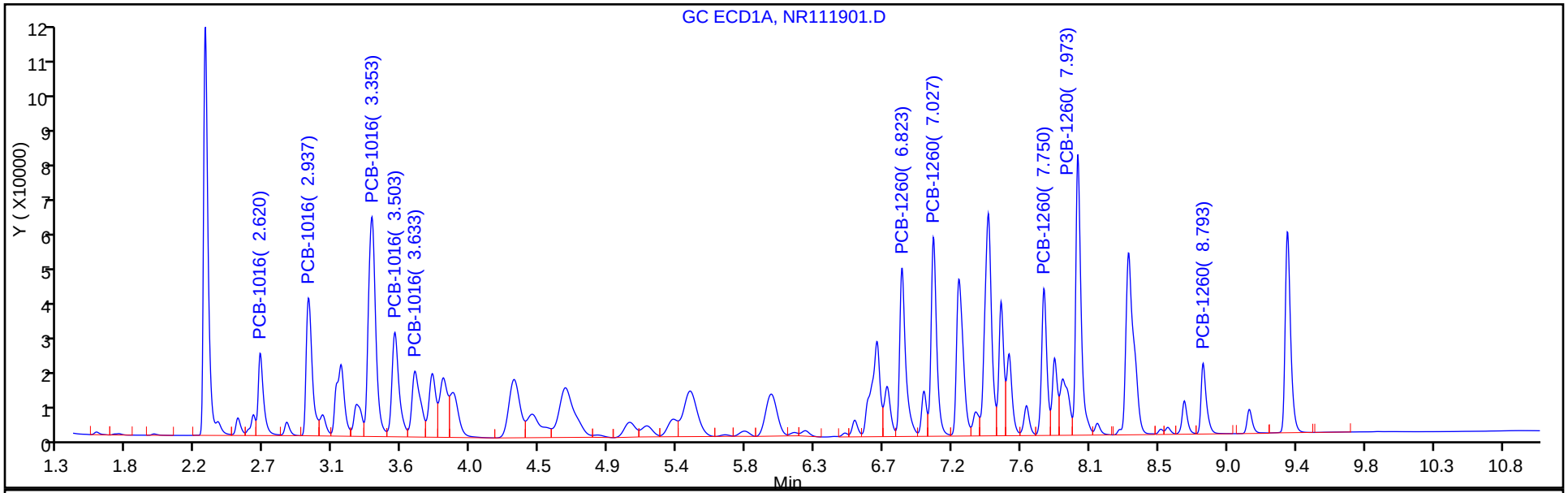

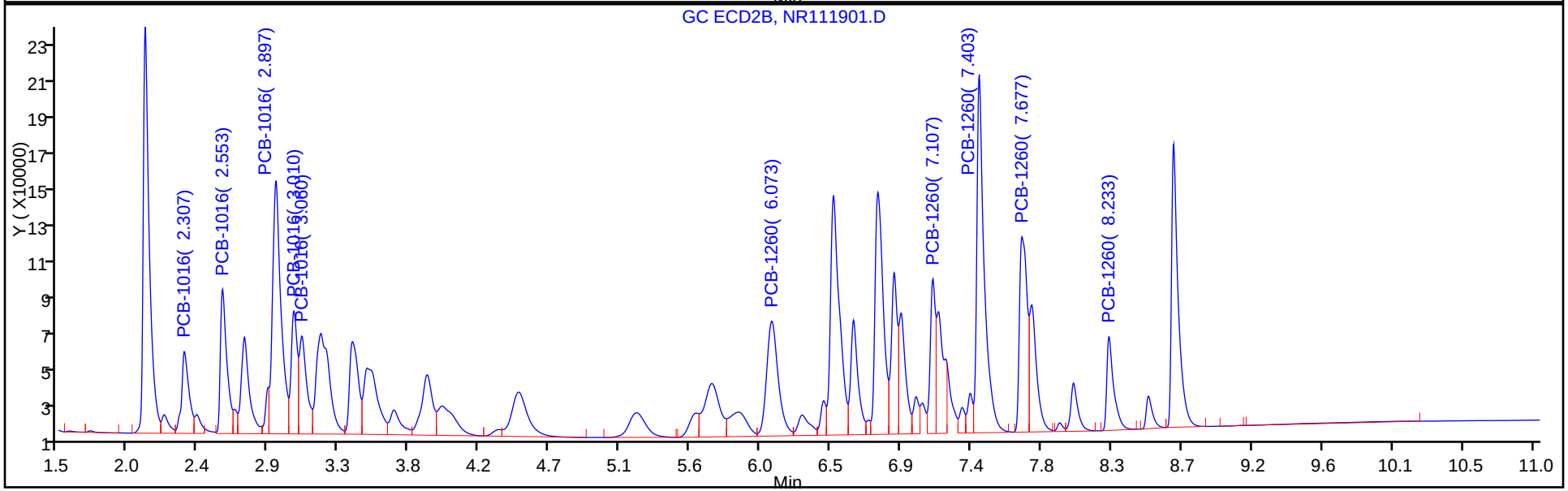

Report Date: 18-Dec-2016 15:48:21 Chrom Revision: 2.2 05-Dec-2016 12:37:22

TestAmerica Edison

Data File: \\ChromNA\Edison\ChromData\CPESTGC6\20161217-49531.b\NR111901.D

Injection Date: 17-Dec-2016 19:23:27 Instrument ID: CPESTGC6

Lims ID: IC PCB4

Client ID:

Operator ID: ALS Bottle#: 13 Worklist Smp#: 13

Injection Vol: 1.0 ul Dil. Factor: 1.0000

Method: 608GC6 Limit Group: GC 608 ICAL

Column: Detector GC ECD1A

41 PCB-1260, CAS: 11096-82-5

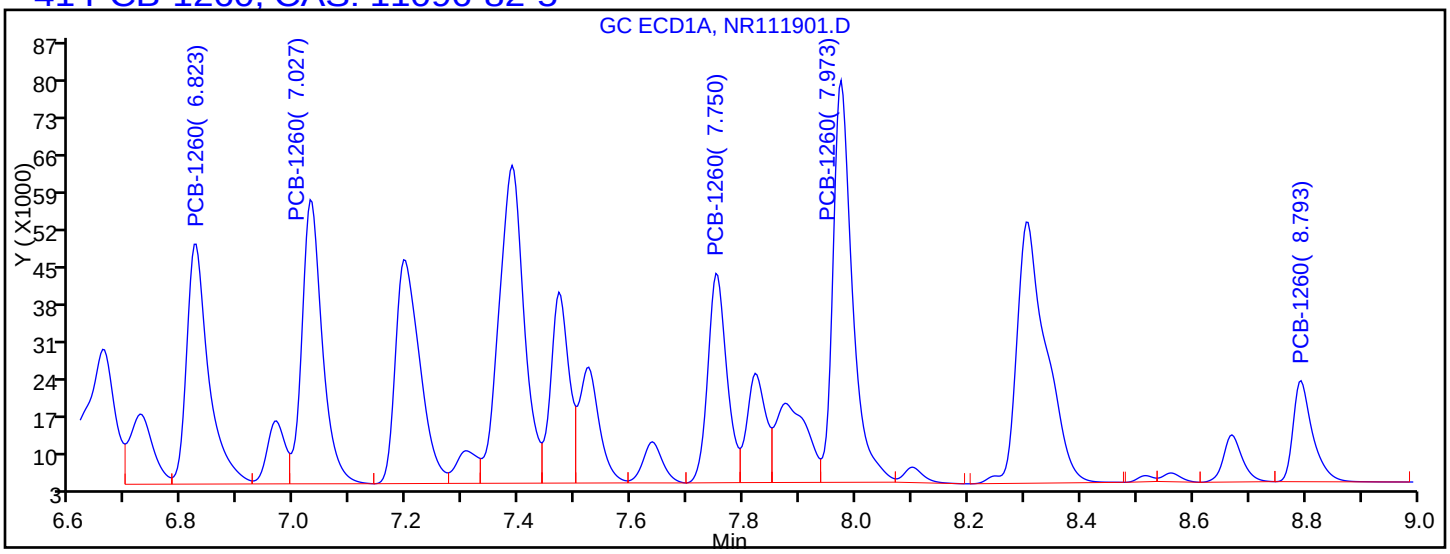

Processing Integration Results

6.823	Response = 122426
7.027	Response = 134358
7.750	Response = 92447
7.973	Response = 180396
8.793	Response = 45328

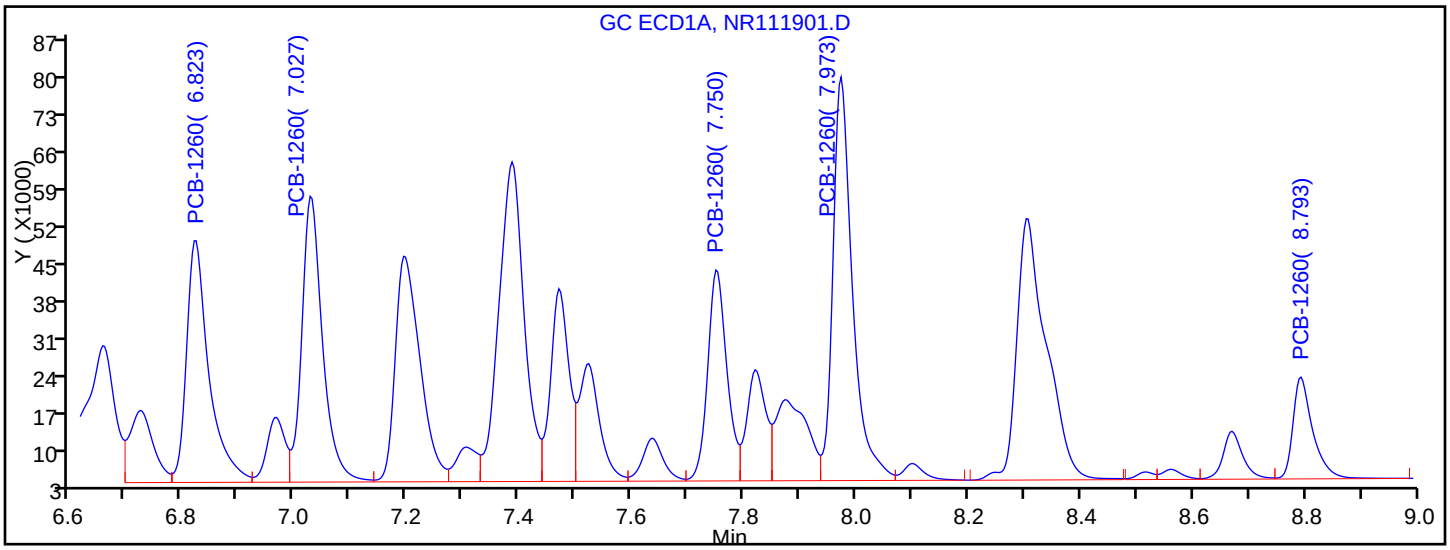

Manual Integration Results

6.823	Response = 125625	M
7.027	Response = 137576	M
7.750	Response = 94434	M
7.973	Response = 183240	M
8.793	Response = 46825	M

Reviewer: patelji, 18-Dec-2016 15:24:38

Audit Action: Assigned New Baseline Audit Reason: Peak not integrated

TestAmerica Edison
Target Compound Quantitation Report

Data File: \\ChromNA\Edison\ChromData\CPESTGC6\20161217-49531.b\NR111902.D
Lims ID: IC PCB5
Client ID:
Sample Type: IC Calib Level: 5
Inject. Date: 17-Dec-2016 19:37:01 ALS Bottle#: 14 Worklist Smp#: 14
Injection Vol: 1.0 ul Dil. Factor: 1.0000
Sample Info: 460-0049531-014
Operator ID: Instrument ID: CPESTGC6
Sublist: chrom-608GC6*sub24

Method: \\ChromNA\Edison\ChromData\CPESTGC6\20161217-49531.b\608GC6.m
Limit Group: GC 608 ICAL
Last Update: 18-Dec-2016 15:48:22 Calib Date: 17-Dec-2016 21:57:13
Integrator: Falcon
Quant Method: External Standard Quant By: Initial Calibration
Last ICal File: \\ChromNA\Edison\ChromData\CPESTGC6\20161217-49531.b\NR111912.D

Column 1 : Det: GC ECD1A
Column 2 : Det: GC ECD2B
Process Host: XAWRK027

First Level Reviewer: patelji Date: 18-Dec-2016 15:25:29

Col	RT (min.)	Exp RT (min.)	Dlt RT (min.)	Response	Cal Amt ug/l	OnCol Amt ug/l	Flags
33 PCB-1016							M
1	2.623	2.623	0.000	87519	2500.0	2240.5	
1	2.940	2.940	0.000	164736	2500.0	2467.6	
1	3.353	3.353	0.000	324643	2500.0	2401.2	
1	3.503	3.503	0.000	148563	2500.0	2401.8	
1	3.633	3.637	-0.004	115467	2500.0	2494.4	
		Average of Peak Amounts =				2401.1	
2	2.303	2.310	-0.007	236614	2500.0	2449.2	M
2	2.550	2.553	-0.003	371458	2500.0	2342.4	M
2	2.890	2.897	-0.007	864677	2500.0	2422.2	M
2	3.003	3.013	-0.010	303797	2500.0	2430.2	M
2	3.057	3.063	-0.006	289878	2500.0	2541.8	M
		Average of Peak Amounts =				2437.2	
						RPD = 1.49	
41 PCB-1260							M
1	6.820	6.820	0.000	202909	2500.0	2474.8	M
1	7.027	7.027	0.000	221912	2500.0	2475.6	M
1	7.750	7.753	-0.003	155416	2500.0	2489.9	M
1	7.973	7.973	0.000	304778	2500.0	2338.8	M
1	8.793	8.797	-0.004	77760	2500.0	2370.6	M
		Average of Peak Amounts =				2429.9	
2	6.067	6.077	-0.010	535282	2500.0	2423.0	M
2	7.103	7.107	-0.004	333661	2500.0	2433.9	M
2	7.400	7.403	-0.003	1078056	2500.0	2439.6	M
2	7.673	7.677	-0.004	604480	2500.0	2463.6	M
2	8.230	8.237	-0.007	265211	2500.0	2560.9	
		Average of Peak Amounts =				2464.2	
						RPD = 1.40	

QC Flag Legend

Review Flags

M - Manually Integrated

Reagents:

SG1660608L5_00009 Amount Added: 1.00 Units: mL

Report Date: 18-Dec-2016 15:48:23 Chrom Revision: 2.2 05-Dec-2016 12:37:22

TestAmerica Edison

Data File:	\\ChromNA\Edison\ChromData\CPESTGC6\20161217-49531.b\NR111902.D				
Injection Date:	17-Dec-2016 19:37:01	Instrument ID:	CPESTGC6	Operator ID:	
Lims ID:	IC PCB5			Worklist Smp#:	14
Client ID:					
Injection Vol:	1.0 ul	Dil. Factor:	1.0000	ALS Bottle#:	14
Method:	608GC6	Limit Group:	GC 608 ICAL		

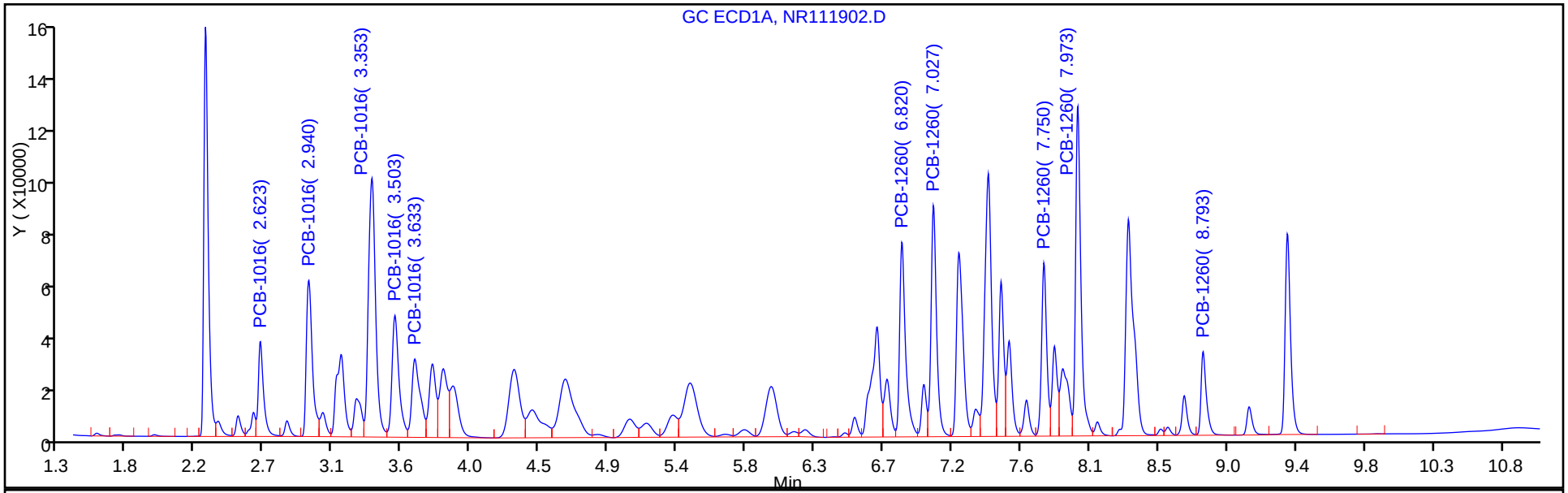

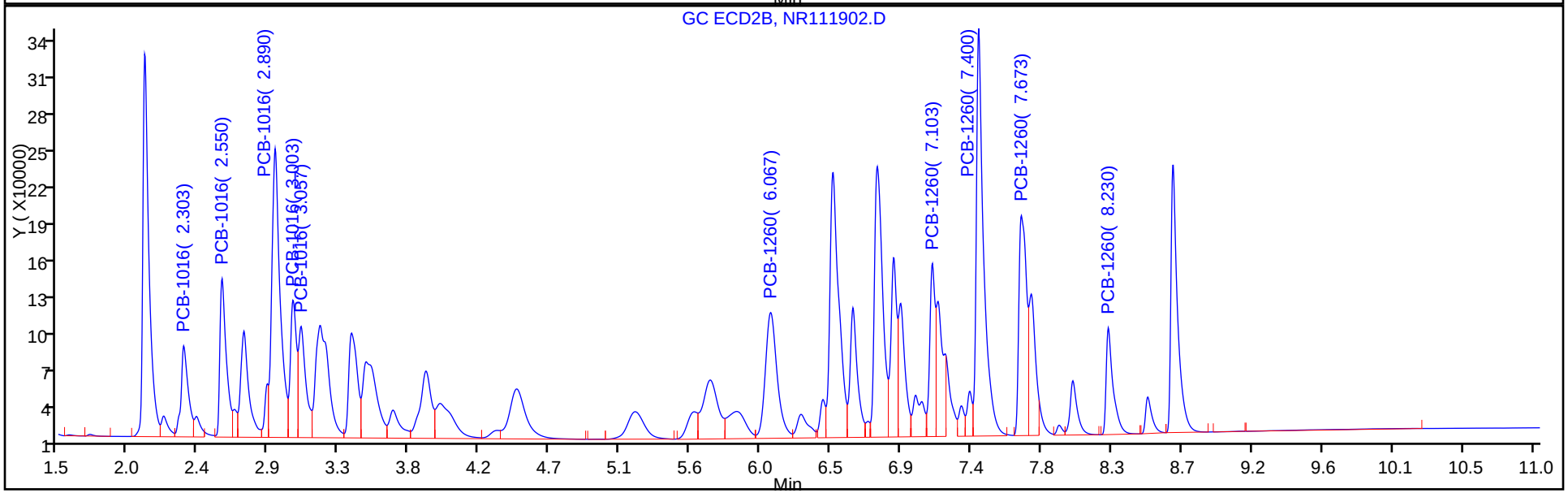

Report Date: 18-Dec-2016 15:48:23 Chrom Revision: 2.2 05-Dec-2016 12:37:22

TestAmerica Edison

Data File: \\ChromNA\Edison\ChromData\CPESTGC6\20161217-49531.b\NR111902.D

Injection Date: 17-Dec-2016 19:37:01 Instrument ID: CPESTGC6

Lims ID: IC PCB5

Client ID:

Operator ID: ALS Bottle#: 14 Worklist Smp#: 14

Injection Vol: 1.0 ul Dil. Factor: 1.0000

Method: 608GC6 Limit Group: GC 608 ICAL

Column: Detector GC ECD1A

41 PCB-1260, CAS: 11096-82-5

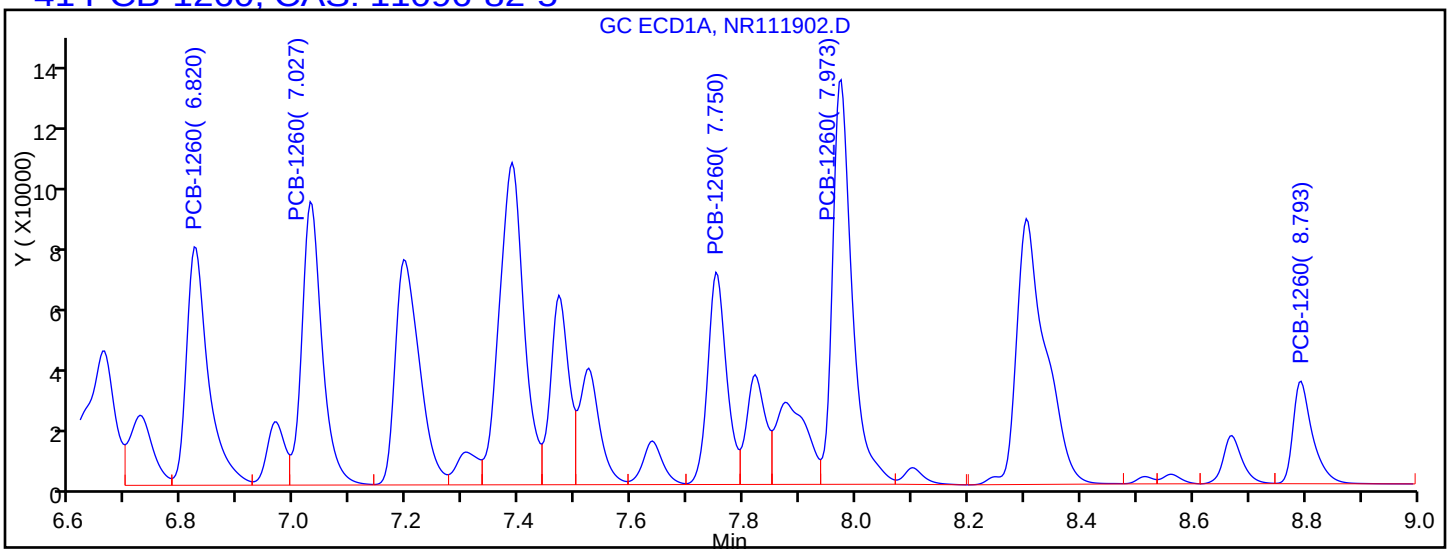

Processing Integration Results

6.820	Response = 200635
7.027	Response = 219626
7.750	Response = 154155
7.973	Response = 303146
8.793	Response = 76493

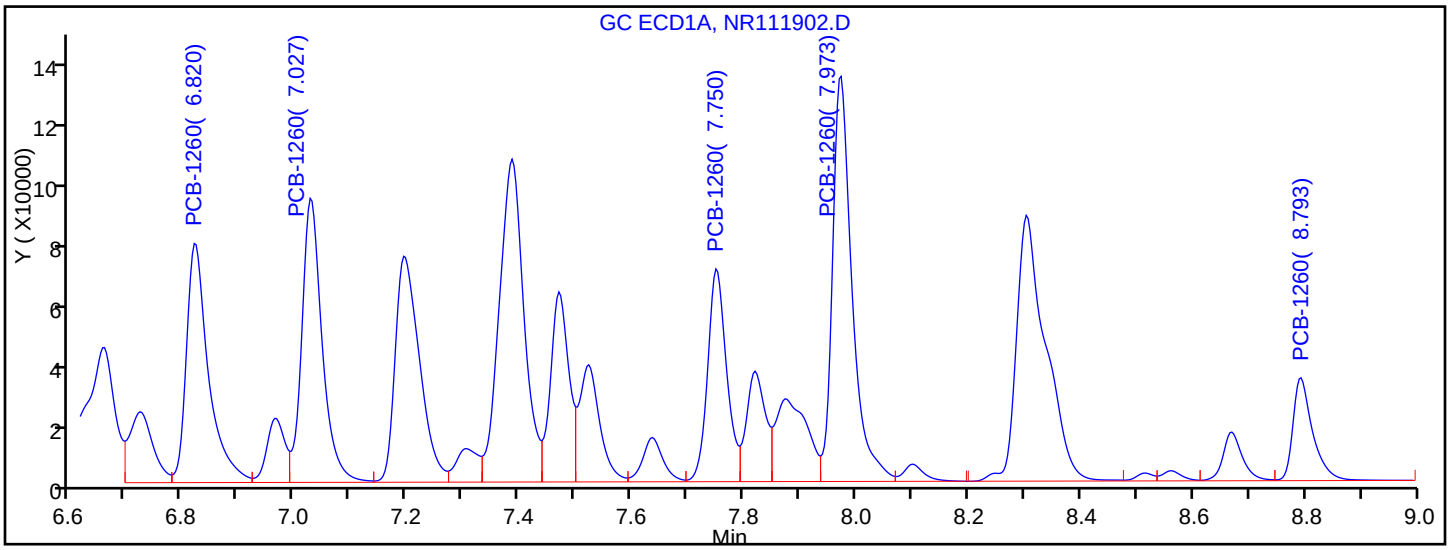

Manual Integration Results

6.820	Response = 202909	M
7.027	Response = 221912	M
7.750	Response = 155416	M
7.973	Response = 304778	M
8.793	Response = 77760	M

Reviewer: patelji, 18-Dec-2016 15:25:29

Audit Action: Assigned New Baseline Audit Reason: Sample matrix interference

FORM VI
PCBS BY EXTERNAL STANDARD - INITIAL CALIBRATION DATA
RETENTION TIME SUMMARY

Lab Name: TestAmerica Edison Job No.: 460-127124-1 Analy Batch No.: 410318

SDG No.:

Instrument ID: CPESTGC6 GC Column: Rtx-CLP ID: 0.53(mm) Heated Purge: (Y/N) N

Calibration Start Date: 12/17/2016 18:40 Calibration End Date: 12/17/2016 19:37 Calibration ID: 59823

Calibration Files:

LEVEL:	LAB SAMPLE ID:	LAB FILE ID:
Level 1	IC 460-410318/10	NR111898.D
Level 2	IC 460-410318/11	NR111899.D
Level 3	IC 460-410318/12	NR111900.D
Level 4	IC 460-410318/13	NR111901.D
Level 5	IC 460-410318/14	NR111902.D

ANALYTE	LVL 1	LVL 2	LVL 3	LVL 4	LVL 5						RT WINDOW	AVG RT
PCB-1016 Peak 1	2.323	2.313	2.310	2.307	2.303						2.210 - 2.410	2.311
PCB-1016 Peak 2	2.560	2.557	2.553	2.553	2.550						2.453 - 2.653	2.555
PCB-1016 Peak 3	2.917	2.900	2.897	2.897	2.890						2.797 - 2.997	2.900
PCB-1016 Peak 4	3.027	3.017	3.013	3.010	3.003						2.913 - 3.113	3.014
PCB-1016 Peak 5	3.077	3.067	3.063	3.060	3.057						2.963 - 3.163	3.065
PCB-1260 Peak 1	6.087	6.077	6.077	6.073	6.067						5.977 - 6.177	6.076
PCB-1260 Peak 2	7.110	7.107	7.107	7.107	7.103						7.007 - 7.207	7.107
PCB-1260 Peak 3	7.410	7.403	7.403	7.403	7.400						7.303 - 7.503	7.404
PCB-1260 Peak 4	7.690	7.680	7.677	7.677	7.673						7.577 - 7.777	7.679
PCB-1260 Peak 5	8.240	8.237	8.237	8.233	8.230						8.137 - 8.337	8.235

FORM VI
PCBS BY EXTERNAL STANDARD - INITIAL CALIBRATION DATA
CURVE EVALUATION

Lab Name: TestAmerica Edison Job No.: 460-127124-1 Analy Batch No.: 410318

SDG No.:

Instrument ID: CPESTGC6 GC Column: Rtx-CLP ID: 0.53(mm) Heated Purge: (Y/N) N

Calibration Start Date: 12/17/2016 18:40 Calibration End Date: 12/17/2016 19:37 Calibration ID: 59823

Calibration Files:

LEVEL:	LAB SAMPLE ID:	LAB FILE ID:
Level 1	IC 460-410318/10	NR111898.D
Level 2	IC 460-410318/11	NR111899.D
Level 3	IC 460-410318/12	NR111900.D
Level 4	IC 460-410318/13	NR111901.D
Level 5	IC 460-410318/14	NR111902.D

ANALYTE	CF				CURVE TYPE	COEFFICIENT			#	MIN CF	%RSD	#	MAX %RSD	R^2 OR COD	#	MIN R^2 OR COD
	LVL 1 LVL 5	LVL 2	LVL 3	LVL 4		B	M1	M2								
PCB-1016 Peak 1	92.940 94.646	98.656	100.58	96.221	Ave		96.6089867				3.2		10.0			
PCB-1016 Peak 2	174.40 148.58	161.92	156.94	151.05	Ave		158.578773				6.5		10.0			
PCB-1016 Peak 3	376.38 345.87	357.58	360.94	344.12	Ave		356.979360				3.7		10.0			
PCB-1016 Peak 4	133.34 121.52	124.21	126.02	119.96	Ave		125.009293				4.2		10.0			
PCB-1016 Peak 5	102.58 115.95	115.70	118.31	117.68	Ave		114.045573				5.7		10.0			
PCB-1260 Peak 1	224.16 214.11	226.21	225.13	214.96	Ave		220.915827				2.7		10.0			
PCB-1260 Peak 2	149.54 133.46	140.60	136.67	125.17	Ave		137.089613				6.6		10.0			
PCB-1260 Peak 3	461.18 431.22	445.67	443.76	427.65	Ave		441.898880				3.0		10.0			
PCB-1260 Peak 4	260.32 241.79	237.86	247.27	239.56	Ave		245.361467				3.7		10.0			
PCB-1260 Peak 5	97.900 106.08	102.83	107.06	103.93	Ave		103.561080				3.5		10.0			

Note: The m1 coefficient is the same as Ave CF for an Ave curve type.

FORM VI
PCBS BY EXTERNAL STANDARD - INITIAL CALIBRATION DATA
RESPONSE AND CONCENTRATION

Lab Name: TestAmerica Edison Job No.: 460-127124-1 Analy Batch No.: 410318

SDG No.:

Instrument ID: CPESTGC6 GC Column: Rtx-CLP ID: 0.53(mm) Heated Purge: (Y/N) N

Calibration Start Date: 12/17/2016 18:40 Calibration End Date: 12/17/2016 19:37 Calibration ID: 59823

Calibration Files:

LEVEL:	LAB SAMPLE ID:	LAB FILE ID:
Level 1	IC 460-410318/10	NR111898.D
Level 2	IC 460-410318/11	NR111899.D
Level 3	IC 460-410318/12	NR111900.D
Level 4	IC 460-410318/13	NR111901.D
Level 5	IC 460-410318/14	NR111902.D

ANALYTE	CURVE TYPE	RESPONSE					CONCENTRATION (UG/L)				
		LVL 1	LVL 2	LVL 3	LVL 4	LVL 5	LVL 1	LVL 2	LVL 3	LVL 4	LVL 5
PCB-1016 Peak 1	Ave	4647	49328	100582	144332	236614	50.0	500	1000	1500	2500
PCB-1016 Peak 2	Ave	8720	80959	156938	226582	371458	50.0	500	1000	1500	2500
PCB-1016 Peak 3	Ave	18819	178791	360940	516186	864677	50.0	500	1000	1500	2500
PCB-1016 Peak 4	Ave	6667	62104	126019	179941	303797	50.0	500	1000	1500	2500
PCB-1016 Peak 5	Ave	5129	57851	118312	176524	289878	50.0	500	1000	1500	2500
PCB-1260 Peak 1	Ave	11208	113107	225131	322442	535282	50.0	500	1000	1500	2500
PCB-1260 Peak 2	Ave	7477	70299	136671	187762	333661	50.0	500	1000	1500	2500
PCB-1260 Peak 3	Ave	23059	222837	443764	641481	1078056	50.0	500	1000	1500	2500
PCB-1260 Peak 4	Ave	13016	118932	247270	359342	604480	50.0	500	1000	1500	2500
PCB-1260 Peak 5	Ave	4895	51413	107061	155901	265211	50.0	500	1000	1500	2500

Curve Type Legend:
Ave = Average

TestAmerica Edison
Target Compound Quantitation Report

Data File: \\ChromNA\Edison\ChromData\CPESTGC6\20161217-49531.b\NR111898.D
Lims ID: IC PCB1
Client ID:
Sample Type: IC Calib Level: 1
Inject. Date: 17-Dec-2016 18:40:36 ALS Bottle#: 10 Worklist Smp#: 10
Injection Vol: 1.0 ul Dil. Factor: 1.0000
Sample Info: 460-0049531-010
Operator ID: Instrument ID: CPESTGC6
Sublist: chrom-608GC6*sub24

Method: \\ChromNA\Edison\ChromData\CPESTGC6\20161217-49531.b\608GC6.m
Limit Group: GC 608 ICAL
Last Update: 18-Dec-2016 15:48:14 Calib Date: 17-Dec-2016 21:57:13
Integrator: Falcon
Quant Method: External Standard Quant By: Initial Calibration
Last ICal File: \\ChromNA\Edison\ChromData\CPESTGC6\20161217-49531.b\NR111912.D

Column 1 : Det: GC ECD1A
Column 2 : Det: GC ECD2B
Process Host: XAWRK027

First Level Reviewer: patelji Date: 18-Dec-2016 15:22:40

Col	RT (min.)	Exp RT (min.)	Dlt RT (min.)	Response	Cal Amt ug/l	OnCol Amt ug/l	Flags
33 PCB-1016							M
1	2.630	2.623	0.007	2181	50.0	55.8	
1	2.943	2.940	0.003	4468	50.0	0.6309	
1	3.367	3.353	0.014	6692	50.0	49.5	
1	3.517	3.503	0.014	2799	50.0	45.3	
1	3.657	3.637	0.020	1725	50.0	29.8	
		Average of Peak Amounts =				36.2	
2	2.323	2.310	0.013	4647	50.0	48.1	M
2	2.560	2.553	0.007	8720	50.0	55.0	M
2	2.917	2.897	0.020	18819	50.0	52.7	
2	3.027	3.013	0.014	6667	50.0	53.3	M
2	3.077	3.063	0.014	5129	50.0	45.0	M
		Average of Peak Amounts =				50.8	
						RPD = 33.61	
41 PCB-1260							M
1	6.827	6.820	0.007	5628	50.0	2.63	M
1	7.033	7.027	0.006	6303	50.0	5.51	M
1	7.757	7.753	0.004	4074	50.0	27.4	M
1	7.977	7.973	0.004	7513	50.0	57.7	M
1	8.797	8.797	0.000	1839	50.0	56.1	
		Average of Peak Amounts =				29.8	
2	6.087	6.077	0.010	11208	50.0	50.7	
2	7.110	7.107	0.003	7477	50.0	54.5	M
2	7.410	7.403	0.007	23059	50.0	52.2	M
2	7.690	7.677	0.013	13016	50.0	53.0	M
2	8.240	8.237	0.003	4895	50.0	47.3	M
		Average of Peak Amounts =				51.6	
						RPD = 53.35	

QC Flag Legend

Review Flags

M - Manually Integrated

Reagents:

SG1660608LVL1_00008 Amount Added: 1.00 Units: mL

Report Date: 18-Dec-2016 15:48:15 Chrom Revision: 2.2 05-Dec-2016 12:37:22

TestAmerica Edison

Data File:	\\ChromNA\Edison\ChromData\CPESTGC6\20161217-49531.b\NR111898.D				
Injection Date:	17-Dec-2016 18:40:36	Instrument ID:	CPESTGC6	Operator ID:	
Lims ID:	IC PCB1			Worklist Smp#:	10
Client ID:					
Injection Vol:	1.0 ul	Dil. Factor:	1.0000	ALS Bottle#:	10
Method:	608GC6	Limit Group:	GC 608 ICAL		

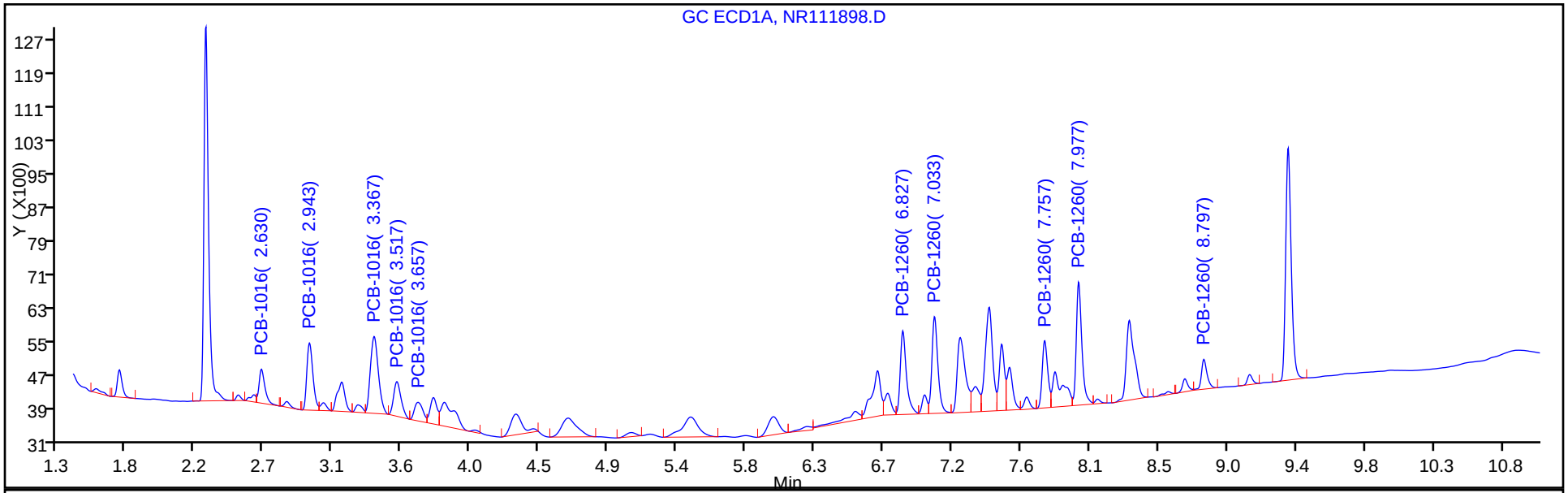

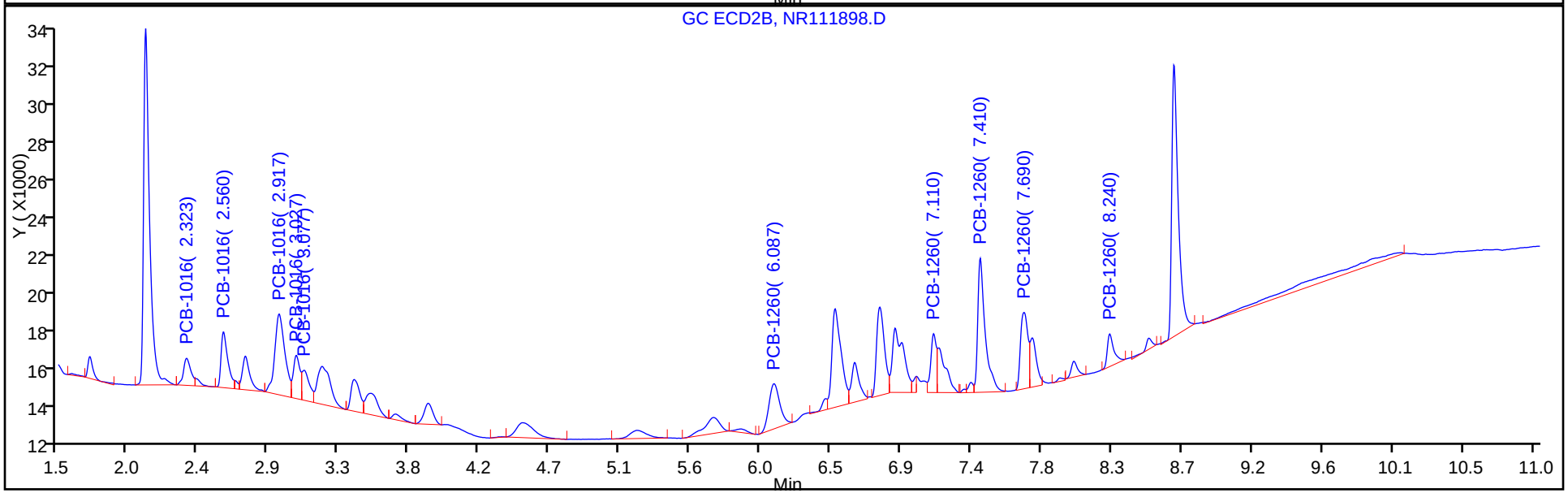

Report Date: 18-Dec-2016 15:48:15 Chrom Revision: 2.2 05-Dec-2016 12:37:22

TestAmerica Edison

Data File: \\ChromNA\Edison\ChromData\CPESTGC6\20161217-49531.b\NR111898.D

Injection Date: 17-Dec-2016 18:40:36 Instrument ID: CPESTGC6

Lims ID: IC PCB1

Client ID:

Operator ID: ALS Bottle#: 10 Worklist Smp#: 10

Injection Vol: 1.0 ul Dil. Factor: 1.0000

Method: 608GC6 Limit Group: GC 608 ICAL

Column: Detector GC ECD2B

33 PCB-1016, CAS: 12674-11-2

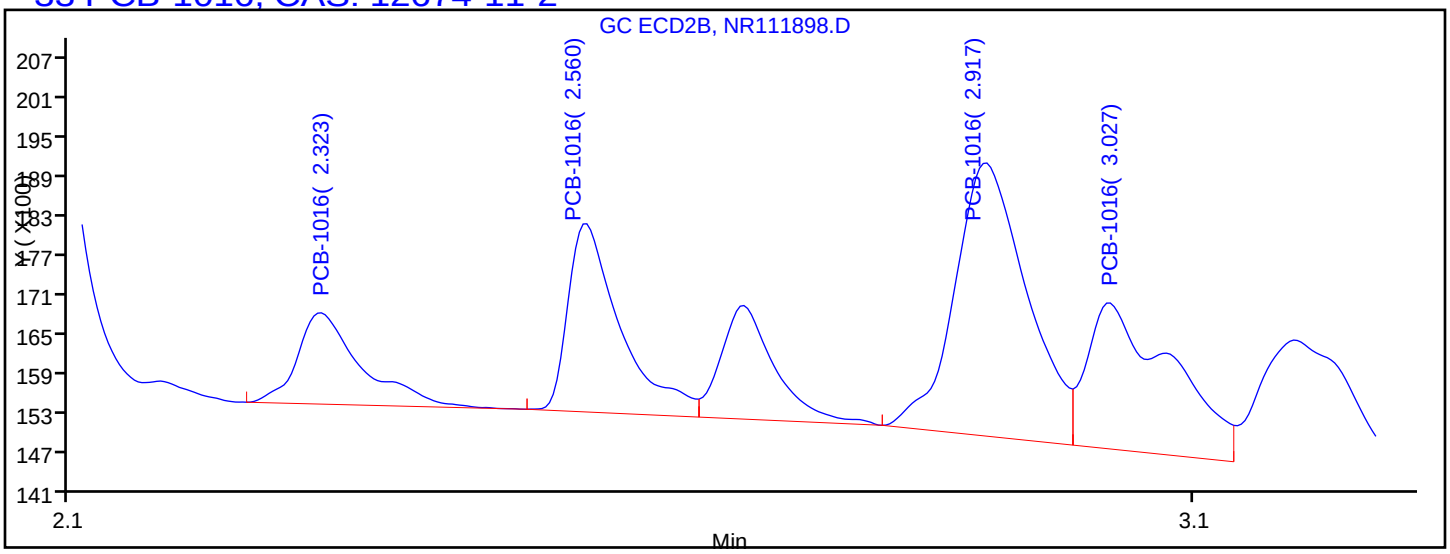

Processing Integration Results

2.323	Response = 5508
2.560	Response = 9360
2.917	Response = 18819
3.027	Response = 11808
3.063	Response = 0

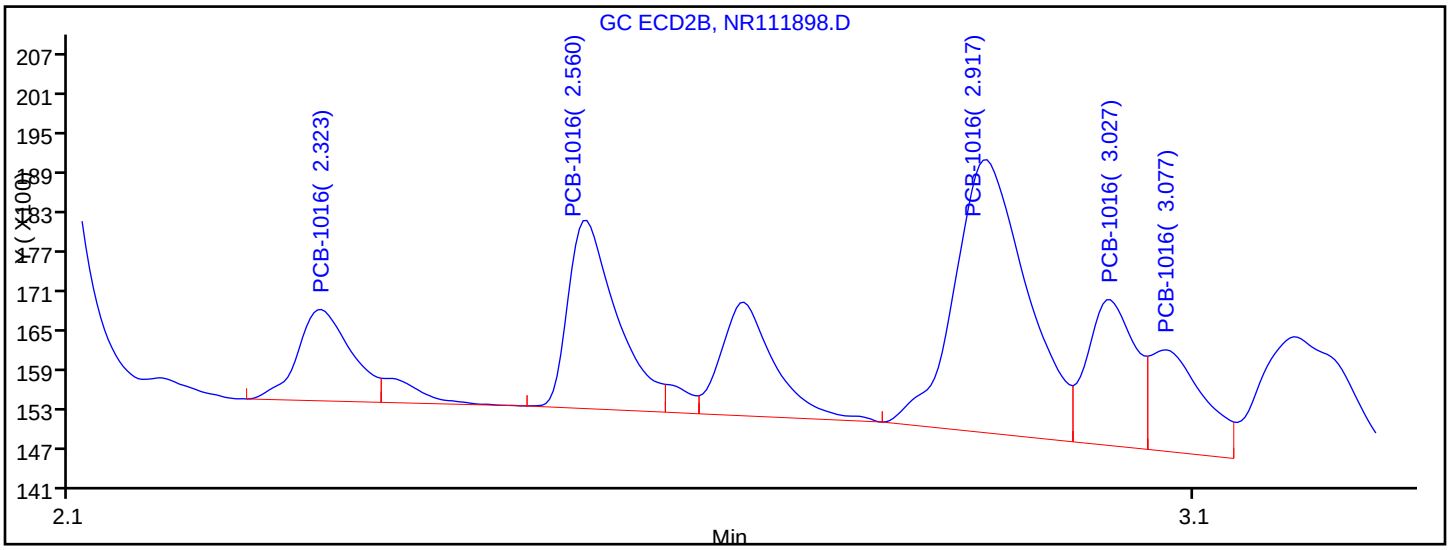

Manual Integration Results

2.323	Response = 4647	M
2.560	Response = 8720	M
2.917	Response = 18819	
3.027	Response = 6667	M
3.077	Response = 5129	M

Reviewer: patelji, 18-Dec-2016 15:22:40

Audit Action: Split an Integrated Peak Audit Reason: Peak not integrated

Report Date: 18-Dec-2016 15:48:15 Chrom Revision: 2.2 05-Dec-2016 12:37:22

TestAmerica Edison

Data File: \\ChromNA\Edison\ChromData\CPESTGC6\20161217-49531.b\NR111898.D

Injection Date: 17-Dec-2016 18:40:36 Instrument ID: CPESTGC6

Lims ID: IC PCB1

Client ID:

Operator ID: ALS Bottle#: 10 Worklist Smp#: 10

Injection Vol: 1.0 ul Dil. Factor: 1.0000

Method: 608GC6 Limit Group: GC 608 ICAL

Column: Detector GC ECD2B

41 PCB-1260, CAS: 11096-82-5

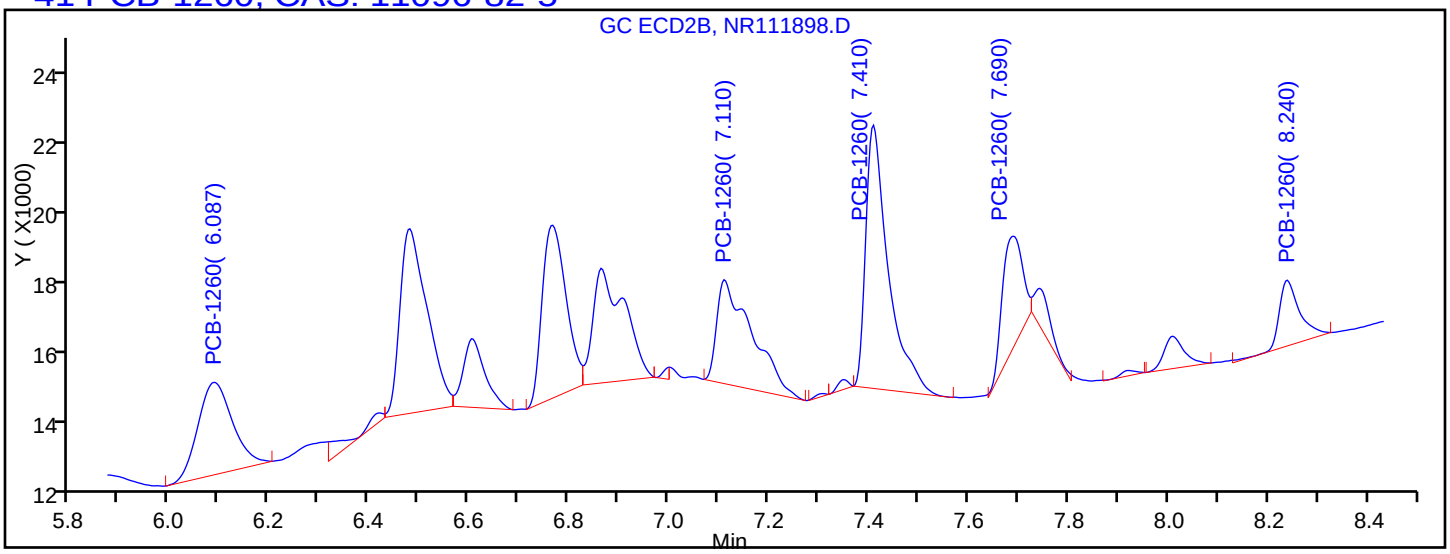

Processing Integration Results

6.087	Response = 11208
7.110	Response = 12954
7.410	Response = 20827
7.690	Response = 7996
8.240	Response = 4699

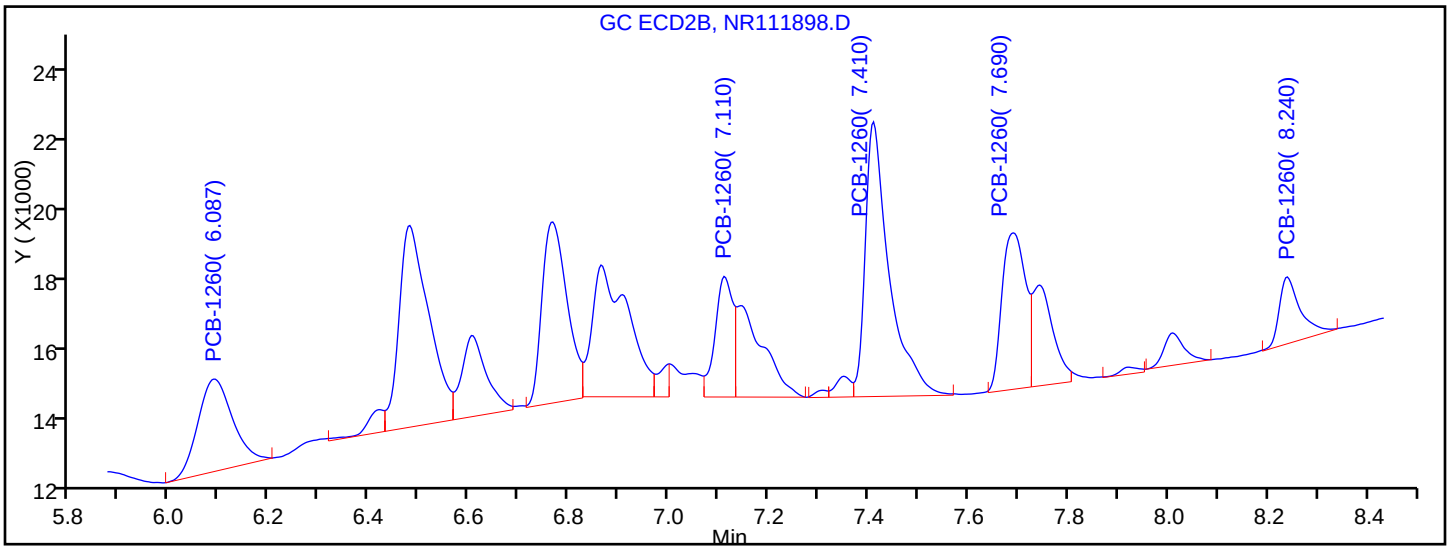

Manual Integration Results

6.087	Response = 11208	
7.110	Response = 7477	M
7.410	Response = 23059	M
7.690	Response = 13016	M
8.240	Response = 4895	M

Reviewer: patelji, 18-Dec-2016 15:22:40

Audit Action: Assigned New Baseline Audit Reason: Peak not integrated

TestAmerica Edison
Target Compound Quantitation Report

Data File: \\ChromNA\Edison\ChromData\CPESTGC6\20161217-49531.b\NR111899.D
Lims ID: IC PCB2
Client ID:
Sample Type: IC Calib Level: 2
Inject. Date: 17-Dec-2016 18:54:58 ALS Bottle#: 11 Worklist Smp#: 11
Injection Vol: 1.0 ul Dil. Factor: 1.0000
Sample Info: 460-0049531-011
Operator ID: Instrument ID: CPESTGC6
Sublist: chrom-608GC6*sub24

Method: \\ChromNA\Edison\ChromData\CPESTGC6\20161217-49531.b\608GC6.m
Limit Group: GC 608 ICAL
Last Update: 18-Dec-2016 15:48:16 Calib Date: 17-Dec-2016 21:57:13
Integrator: Falcon
Quant Method: External Standard Quant By: Initial Calibration
Last ICal File: \\ChromNA\Edison\ChromData\CPESTGC6\20161217-49531.b\NR111912.D

Column 1 : Det: GC ECD1A
Column 2 : Det: GC ECD2B
Process Host: XAWRK027

First Level Reviewer: patelji Date: 18-Dec-2016 15:21:33

Col	RT (min.)	Exp RT (min.)	Dlt RT (min.)	Response	Cal Amt ug/l	OnCol Amt ug/l	Flags
33 PCB-1016							M
1	2.623	2.623	0.000	19819	500.0	507.4	
1	2.940	2.940	0.000	37498	500.0	509.1	
1	3.357	3.353	0.004	70494	500.0	521.4	
1	3.507	3.503	0.004	33740	500.0	545.5	
1	3.640	3.637	0.003	23677	500.0	505.4	
		Average of Peak Amounts =				517.7	
2	2.313	2.310	0.003	49328	500.0	510.6	M
2	2.557	2.553	0.004	80959	500.0	510.5	M
2	2.900	2.897	0.003	178791	500.0	500.8	M
2	3.017	3.013	0.004	62104	500.0	496.8	M
2	3.067	3.063	0.004	57851	500.0	507.3	M
		Average of Peak Amounts =				505.2	
						RPD = 2.45	
41 PCB-1260							M
1	6.823	6.820	0.003	46970	500.0	520.7	M
1	7.030	7.027	0.003	51268	500.0	520.6	M
1	7.753	7.753	0.000	33751	500.0	510.2	M
1	7.973	7.973	0.000	65210	500.0	500.4	M
1	8.793	8.797	-0.004	16477	500.0	502.3	M
		Average of Peak Amounts =				510.9	
2	6.077	6.077	0.000	113107	500.0	512.0	M
2	7.107	7.107	0.000	70299	500.0	512.8	M
2	7.403	7.403	0.000	222837	500.0	504.3	M
2	7.680	7.677	0.003	118932	500.0	484.7	M
2	8.237	8.237	0.000	51413	500.0	496.5	
		Average of Peak Amounts =				502.0	
						RPD = 1.74	

QC Flag Legend

Review Flags

M - Manually Integrated

Reagents:

SG1660608L2_00009 Amount Added: 1.00 Units: mL

Report Date: 18-Dec-2016 15:48:17 Chrom Revision: 2.2 05-Dec-2016 12:37:22

TestAmerica Edison

Data File:	\\ChromNA\Edison\ChromData\CPESTGC6\20161217-49531.b\NR111899.D				
Injection Date:	17-Dec-2016 18:54:58	Instrument ID:	CPESTGC6	Operator ID:	
Lims ID:	IC PCB2			Worklist Smp#:	11
Client ID:					
Injection Vol:	1.0 ul	Dil. Factor:	1.0000	ALS Bottle#:	11
Method:	608GC6	Limit Group:	GC 608 ICAL		

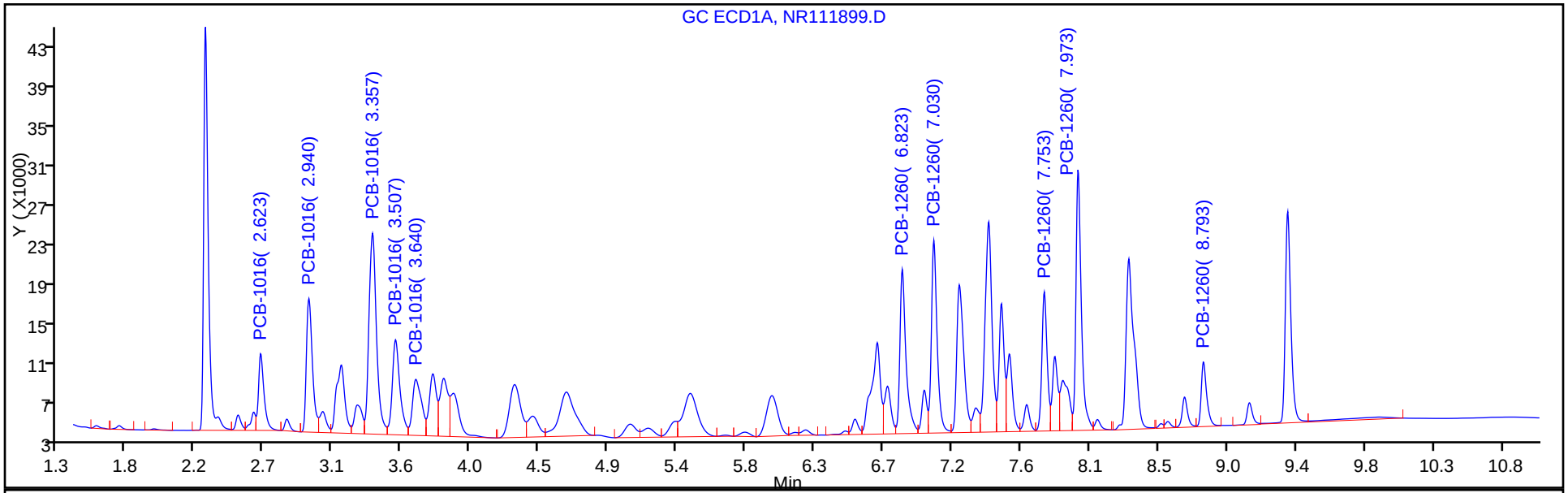

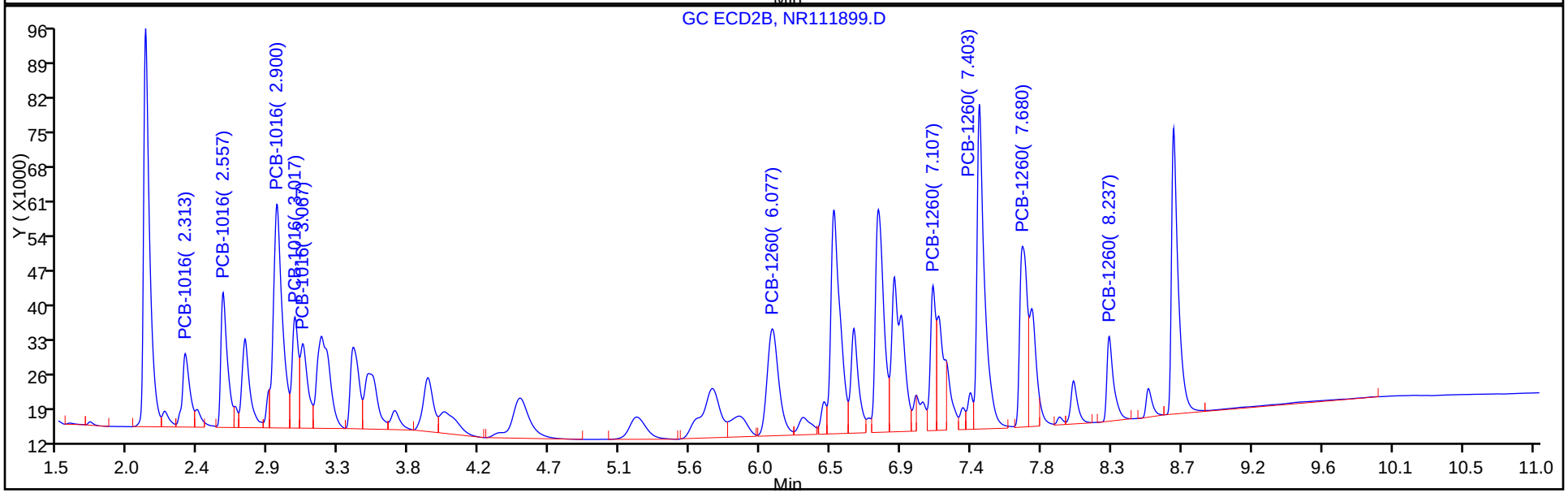

Report Date: 18-Dec-2016 15:48:17 Chrom Revision: 2.2 05-Dec-2016 12:37:22

TestAmerica Edison

Data File: \\ChromNA\Edison\ChromData\CPESTGC6\20161217-49531.b\NR111899.D

Injection Date: 17-Dec-2016 18:54:58 Instrument ID: CPESTGC6

Lims ID: IC PCB2

Client ID:

Operator ID: ALS Bottle#: 11 Worklist Smp#: 11

Injection Vol: 1.0 ul Dil. Factor: 1.0000

Method: 608GC6 Limit Group: GC 608 ICAL

Column: Detector GC ECD2B

33 PCB-1016, CAS: 12674-11-2

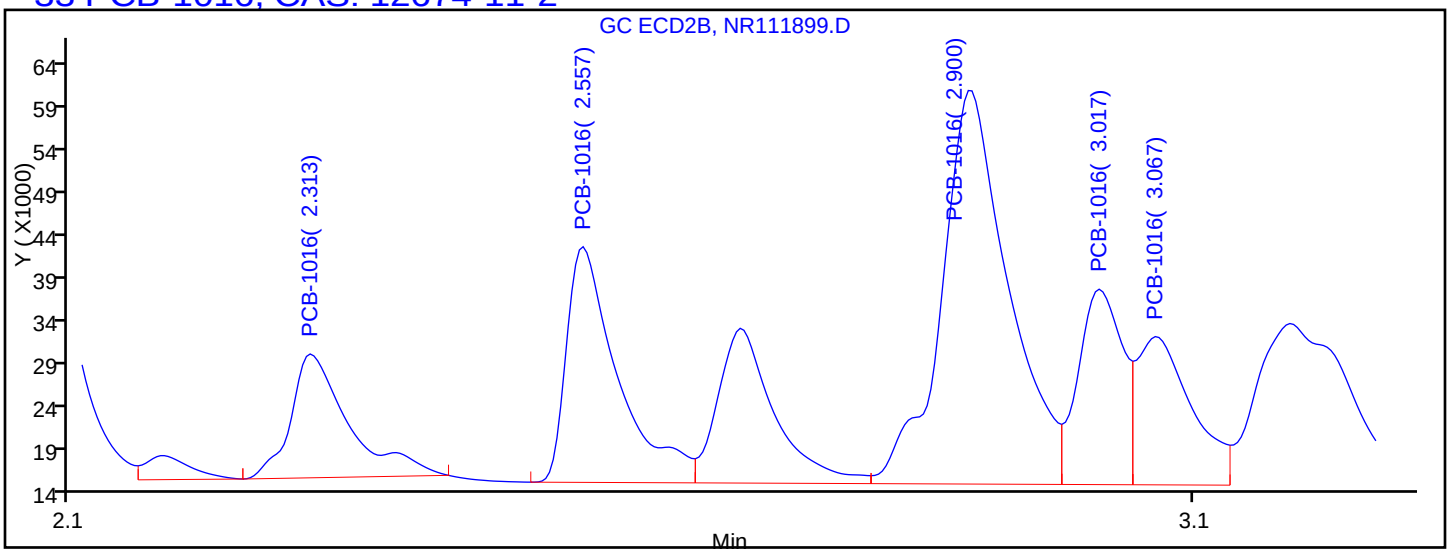

Processing Integration Results

2.313	Response = 50663
2.557	Response = 85892
2.900	Response = 187686
3.017	Response = 61743
3.067	Response = 57456

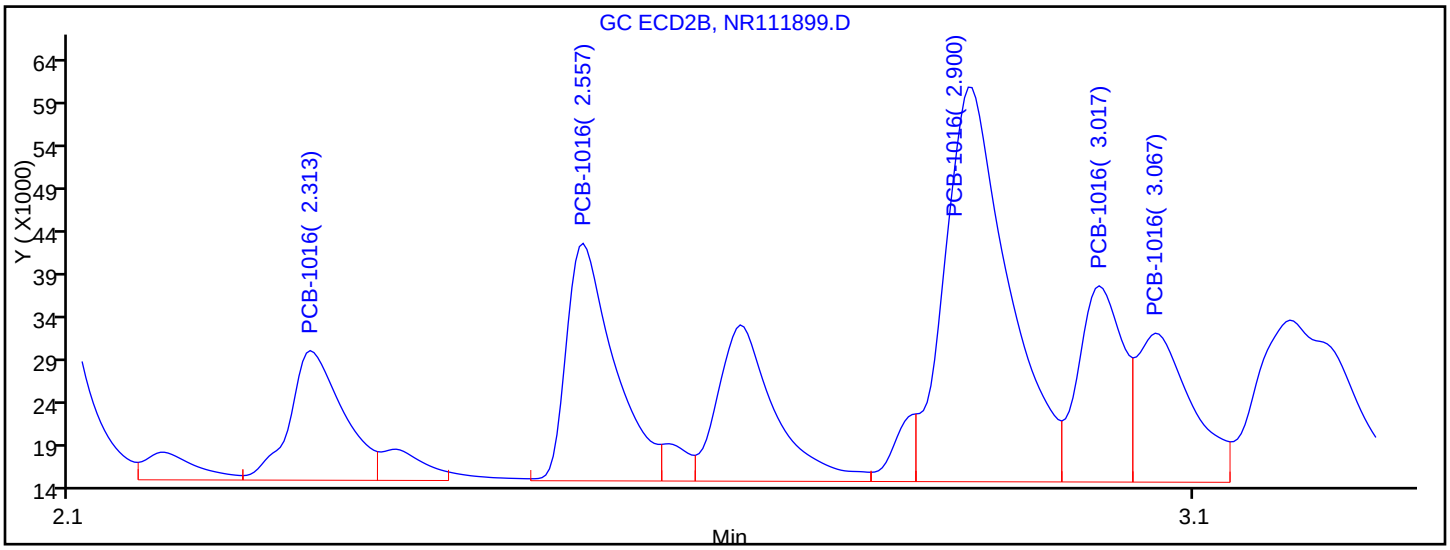

Manual Integration Results

2.313	Response = 49328	M
2.557	Response = 80959	M
2.900	Response = 178791	M
3.017	Response = 62104	M
3.067	Response = 57851	M

Reviewer: patelji, 18-Dec-2016 15:23:22

Audit Action: Assigned New Baseline Audit Reason: Peak not integrated

Report Date: 18-Dec-2016 15:48:17 Chrom Revision: 2.2 05-Dec-2016 12:37:22

TestAmerica Edison

Data File: \\ChromNA\Edison\ChromData\CPESTGC6\20161217-49531.b\NR111899.D

Injection Date: 17-Dec-2016 18:54:58 Instrument ID: CPESTGC6

Lims ID: IC PCB2

Client ID:

Operator ID: ALS Bottle#: 11 Worklist Smp#: 11

Injection Vol: 1.0 ul Dil. Factor: 1.0000

Method: 608GC6 Limit Group: GC 608 ICAL

Column: Detector GC ECD2B

41 PCB-1260, CAS: 11096-82-5

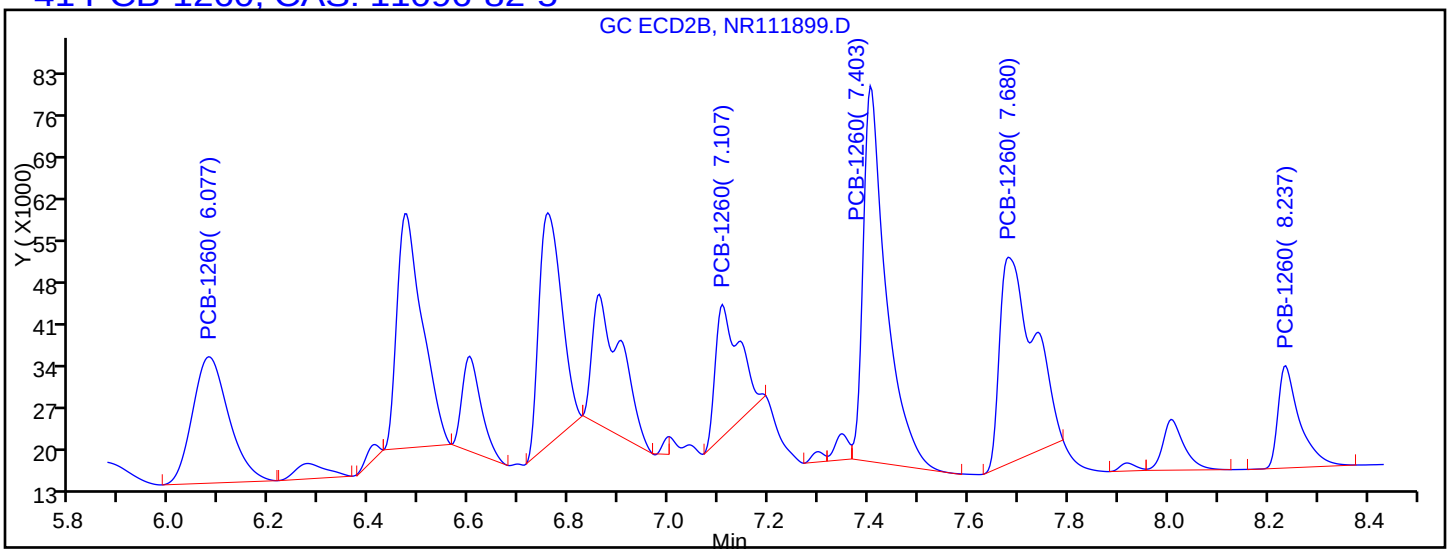

Processing Integration Results

6.077	Response = 106980
7.107	Response = 72588
7.403	Response = 200186
7.680	Response = 163097
8.237	Response = 51413

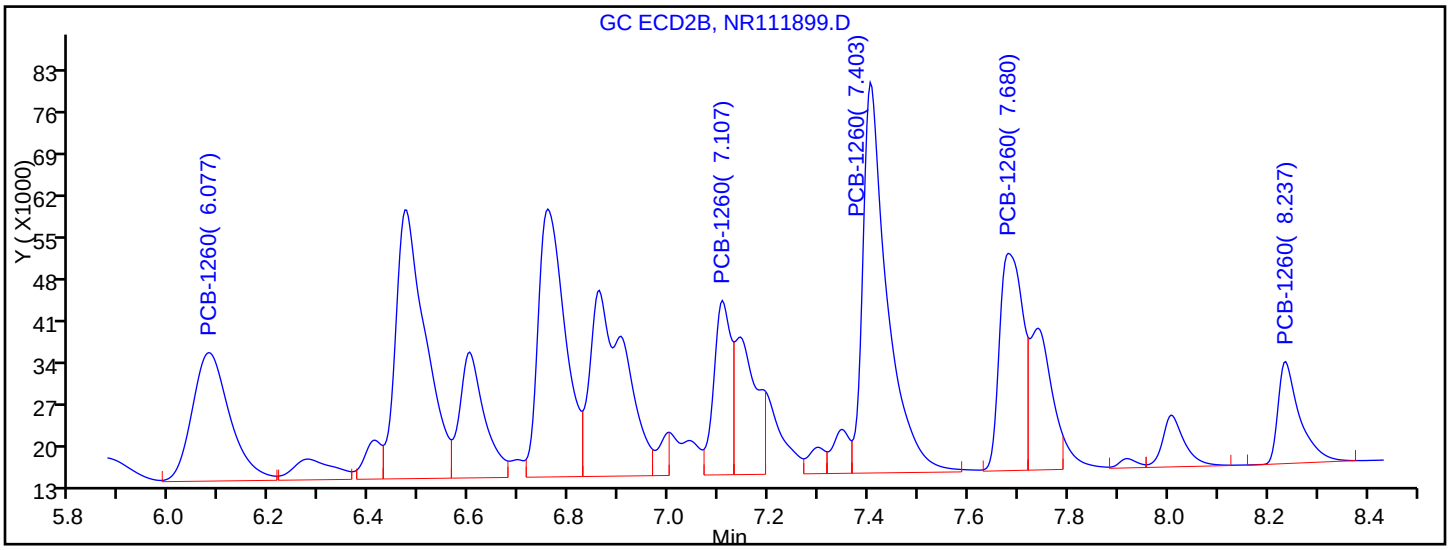

Manual Integration Results

6.077	Response = 113107	M
7.107	Response = 70299	M
7.403	Response = 222837	M
7.680	Response = 118932	M
8.237	Response = 51413	

Reviewer: patelji, 18-Dec-2016 15:23:22

Audit Action: Assigned New Baseline Audit Reason: Peak not integrated

TestAmerica Edison
Target Compound Quantitation Report

Data File: \\ChromNA\Edison\ChromData\CPESTGC6\20161217-49531.b\NR111900.D
Lims ID: IC PCB3
Client ID:
Sample Type: ICRT Calib Level: 3
Inject. Date: 17-Dec-2016 19:09:15 ALS Bottle#: 12 Worklist Smp#: 12
Injection Vol: 1.0 ul Dil. Factor: 1.0000
Sample Info: 460-0049531-012
Operator ID: Instrument ID: CPESTGC6
Sublist: chrom-608GC6*sub24

Method: \\ChromNA\Edison\ChromData\CPESTGC6\20161217-49531.b\608GC6.m
Limit Group: GC 608 ICAL
Last Update: 18-Dec-2016 15:48:18 Calib Date: 17-Dec-2016 21:57:13
Integrator: Falcon
Quant Method: External Standard Quant By: Initial Calibration
Last ICal File: \\ChromNA\Edison\ChromData\CPESTGC6\20161217-49531.b\NR111912.D

Column 1 : Det: GC ECD1A
Column 2 : Det: GC ECD2B
Process Host: XAWRK027

First Level Reviewer: patelji Date: 18-Dec-2016 15:21:28

Col	RT (min.)	Exp RT (min.)	Dlt RT (min.)	Response	Cal Amt ug/l	OnCol Amt ug/l	Flags
33 PCB-1016							M
1	2.623	2.623	0.000	40432	1000.0	1035.1	M
1	2.940	2.940	0.000	73309	1000.0	1060.3	M
1	3.353	3.353	0.000	138907	1000.0	1027.4	M
1	3.503	3.503	0.000	65114	1000.0	1052.7	M
1	3.637	3.637	0.000	48185	1000.0	1036.5	M
		Average of Peak Amounts =				1042.4	
2	2.310	2.310	0.000	100582	1000.0	1041.1	M
2	2.553	2.553	0.000	156938	1000.0	989.7	M
2	2.897	2.897	0.000	360940	1000.0	1011.1	M
2	3.013	3.013	0.000	126019	1000.0	1008.1	M
2	3.063	3.063	0.000	118312	1000.0	1037.4	M
		Average of Peak Amounts =				1017.5	
						RPD = 2.42	
41 PCB-1260							M
1	6.820	6.820	0.000	88855	1000.0	1045.6	M
1	7.027	7.027	0.000	96504	1000.0	1038.9	M
1	7.753	7.753	0.000	65384	1000.0	1024.9	M
1	7.973	7.973	0.000	126826	1000.0	973.2	M
1	8.797	8.797	0.000	31952	1000.0	974.1	M
		Average of Peak Amounts =				1011.3	
2	6.077	6.077	0.000	225131	1000.0	1019.1	M
2	7.107	7.107	0.000	136671	1000.0	996.9	M
2	7.403	7.403	0.000	443764	1000.0	1004.2	M
2	7.677	7.677	0.000	247270	1000.0	1007.8	M
2	8.237	8.237	0.000	107061	1000.0	1033.8	
		Average of Peak Amounts =				1012.4	
						RPD = 0.10	

QC Flag Legend

Review Flags

M - Manually Integrated

Reagents:

SG1660608L3_00009 Amount Added: 1.00 Units: mL

Report Date: 18-Dec-2016 15:48:19 Chrom Revision: 2.2 05-Dec-2016 12:37:22

TestAmerica Edison

Data File:	\\ChromNA\Edison\ChromData\CPESTGC6\20161217-49531.b\NR111900.D				
Injection Date:	17-Dec-2016 19:09:15	Instrument ID:	CPESTGC6	Operator ID:	
Lims ID:	IC PCB3			Worklist Smp#:	12
Client ID:					
Injection Vol:	1.0 ul	Dil. Factor:	1.0000	ALS Bottle#:	12
Method:	608GC6	Limit Group:	GC 608 ICAL		

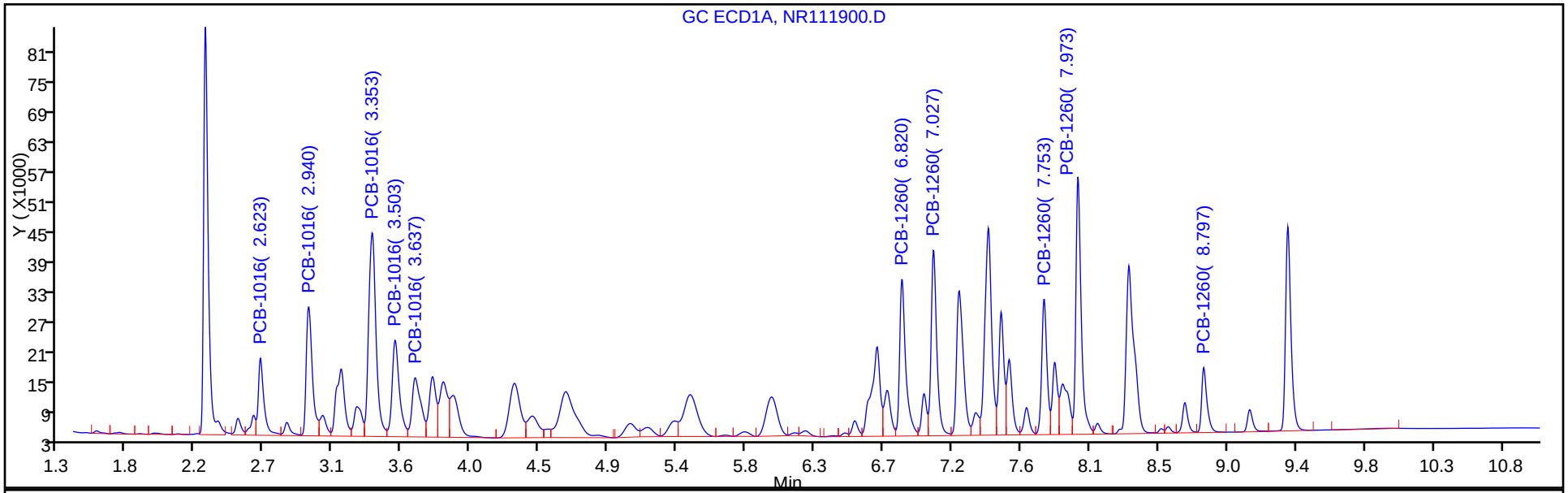

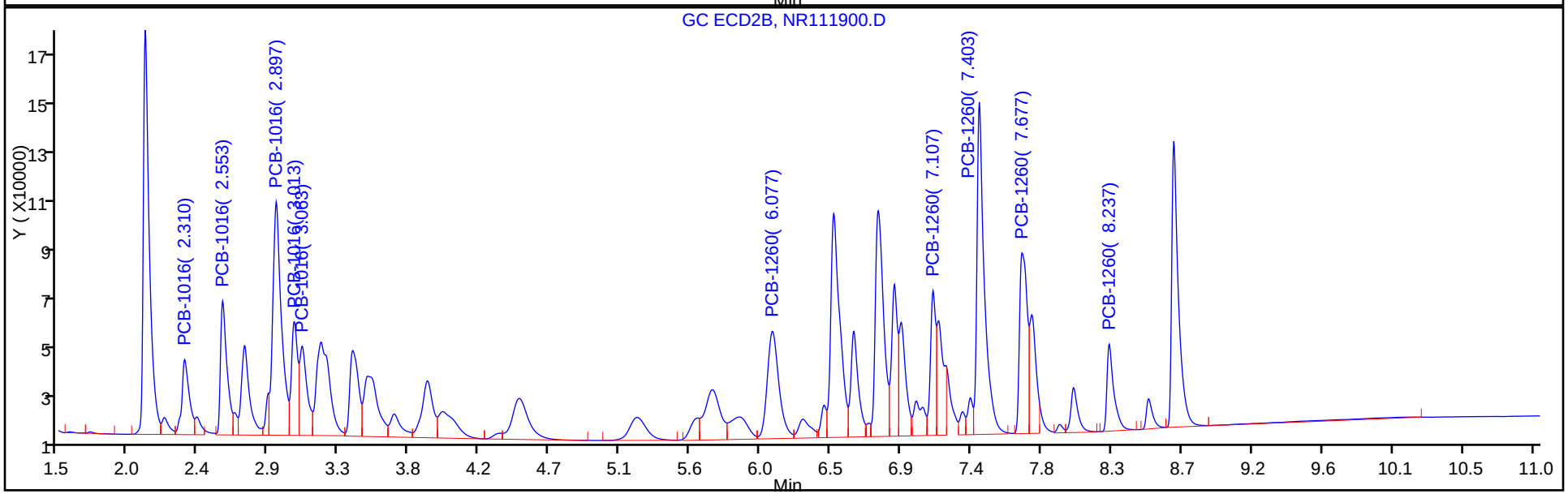

Report Date: 18-Dec-2016 15:48:19 Chrom Revision: 2.2 05-Dec-2016 12:37:22

TestAmerica Edison

Data File: \\ChromNA\Edison\ChromData\CPESTGC6\20161217-49531.b\NR111900.D

Injection Date: 17-Dec-2016 19:09:15 Instrument ID: CPESTGC6

Lims ID: IC PCB3

Client ID:

Operator ID: ALS Bottle#: 12 Worklist Smp#: 12

Injection Vol: 1.0 ul Dil. Factor: 1.0000

Method: 608GC6 Limit Group: GC 608 ICAL

Column: Detector GC ECD2B

33 PCB-1016, CAS: 12674-11-2

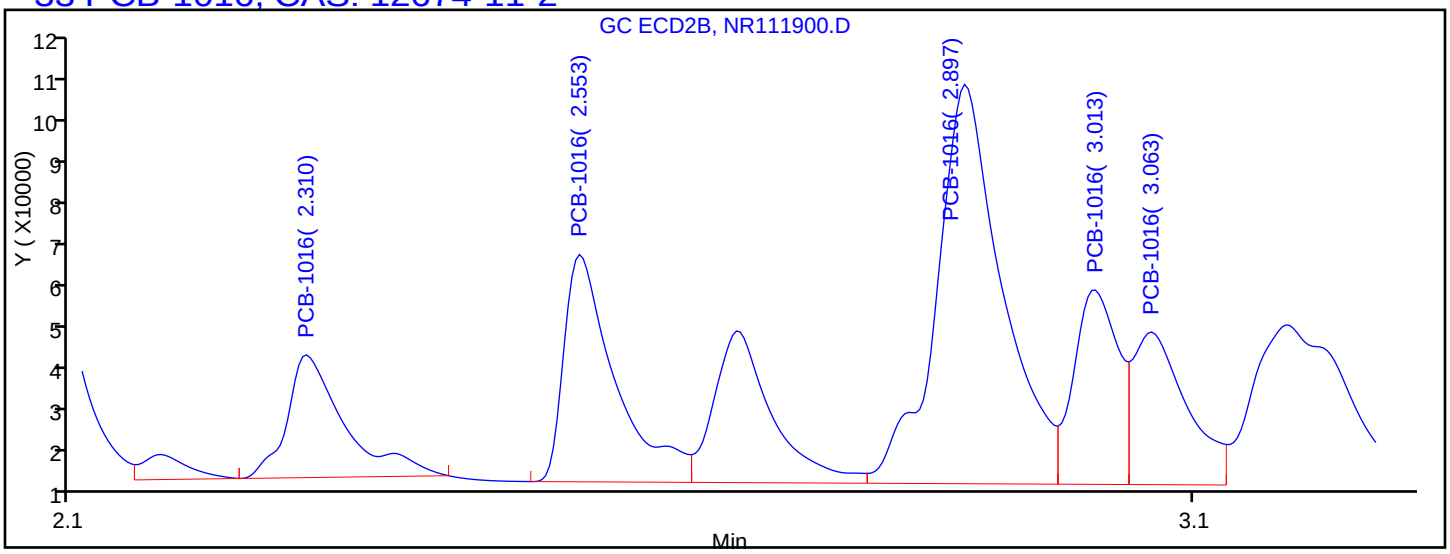

Processing Integration Results

2.310	Response = 101788
2.553	Response = 168765
2.897	Response = 381416
3.013	Response = 125417
3.063	Response = 117818

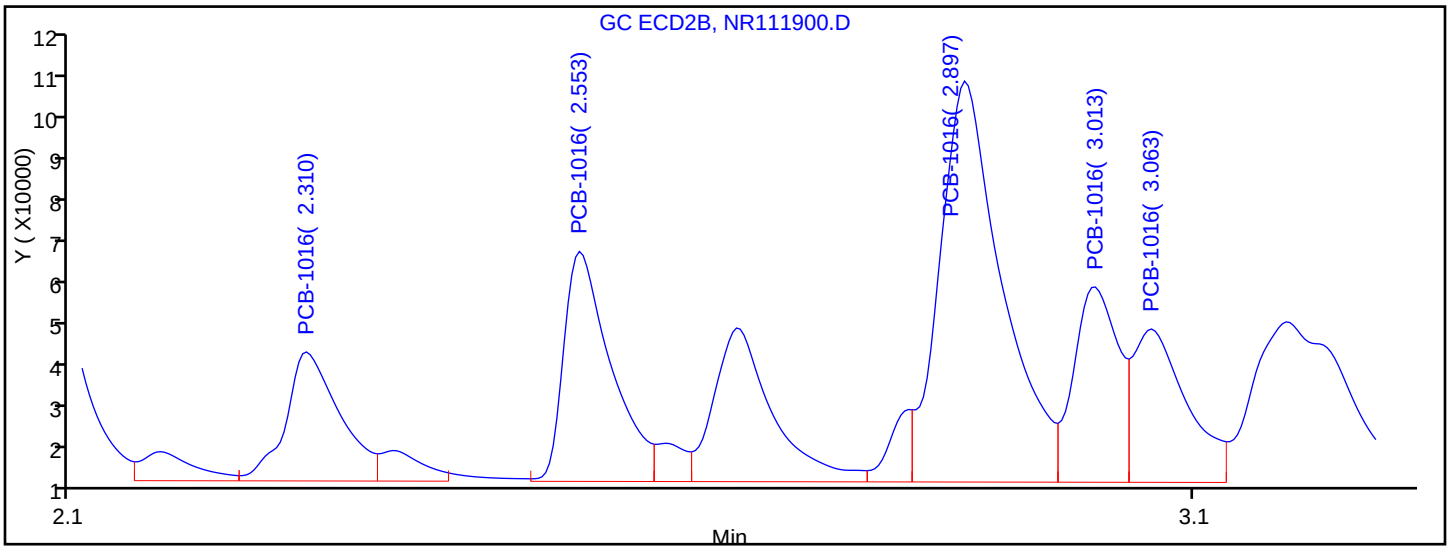

Manual Integration Results

2.310	Response = 100582	M
2.553	Response = 156938	M
2.897	Response = 360940	M
3.013	Response = 126019	M
3.063	Response = 118312	M

Reviewer: patelji, 18-Dec-2016 15:24:05

Audit Action: Assigned New Baseline Audit Reason: Peak not integrated

Report Date: 18-Dec-2016 15:48:19 Chrom Revision: 2.2 05-Dec-2016 12:37:22

TestAmerica Edison

Data File: \\ChromNA\Edison\ChromData\CPESTGC6\20161217-49531.b\NR111900.D

Injection Date: 17-Dec-2016 19:09:15 Instrument ID: CPESTGC6

Lims ID: IC PCB3

Client ID:

Operator ID: ALS Bottle#: 12 Worklist Smp#: 12

Injection Vol: 1.0 ul Dil. Factor: 1.0000

Method: 608GC6 Limit Group: GC 608 ICAL

Column: Detector GC ECD2B

41 PCB-1260, CAS: 11096-82-5

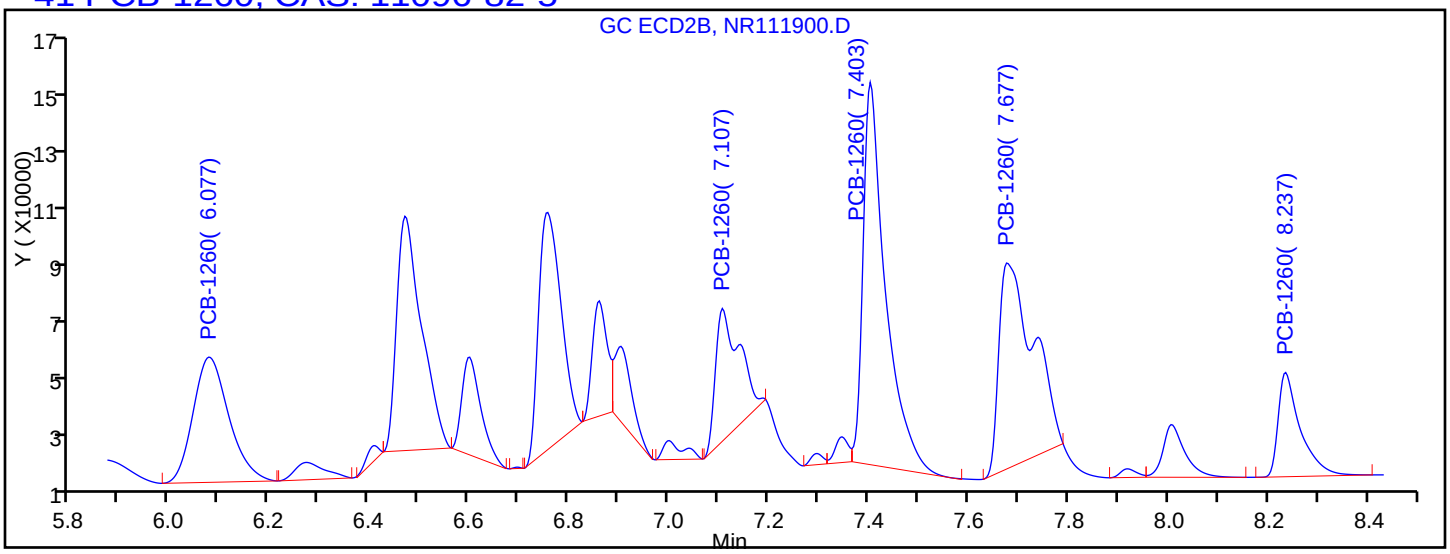

Processing Integration Results

6.077	Response = 208640
7.107	Response = 143241
7.403	Response = 400336
7.677	Response = 324886
8.237	Response = 107061

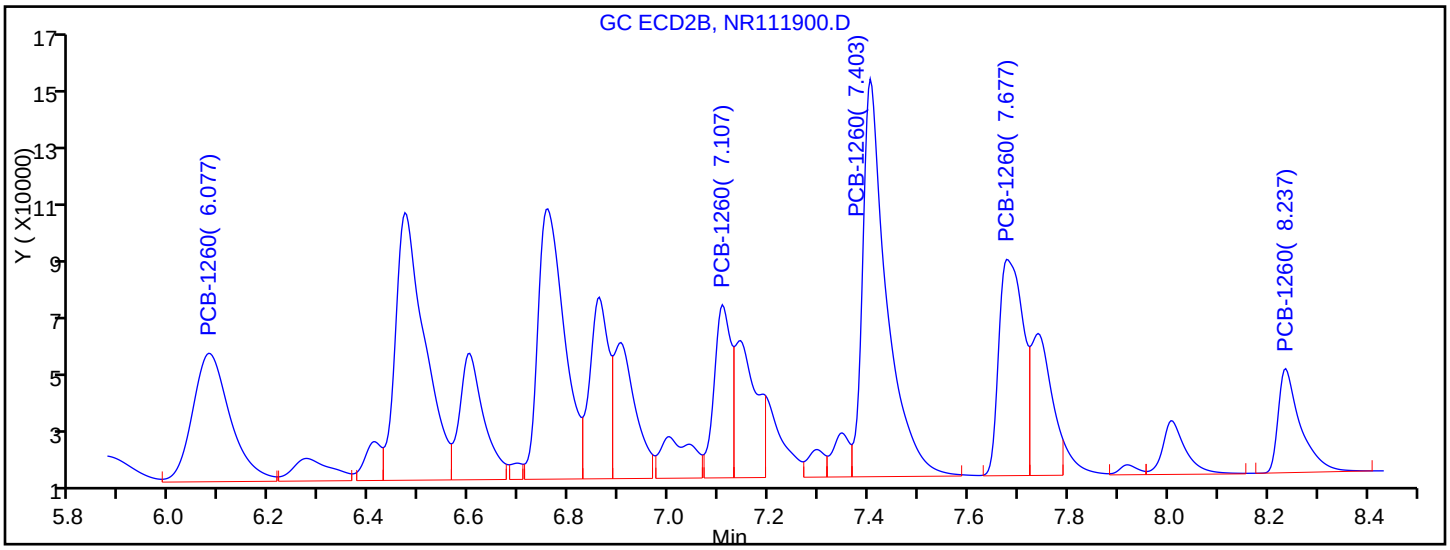

Manual Integration Results

6.077	Response = 225131	M
7.107	Response = 136671	M
7.403	Response = 443764	M
7.677	Response = 247270	M
8.237	Response = 107061	

Reviewer: patelji, 18-Dec-2016 15:24:05

Audit Action: Assigned New Baseline Audit Reason: Peak not integrated

TestAmerica Edison
Target Compound Quantitation Report

Data File: \\ChromNA\Edison\ChromData\CPESTGC6\20161217-49531.b\NR111901.D
Lims ID: IC PCB4
Client ID:
Sample Type: IC Calib Level: 4
Inject. Date: 17-Dec-2016 19:23:27 ALS Bottle#: 13 Worklist Smp#: 13
Injection Vol: 1.0 ul Dil. Factor: 1.0000
Sample Info: 460-0049531-013
Operator ID: Instrument ID: CPESTGC6
Sublist: chrom-608GC6*sub24

Method: \\ChromNA\Edison\ChromData\CPESTGC6\20161217-49531.b\608GC6.m
Limit Group: GC 608 ICAL
Last Update: 18-Dec-2016 15:48:20 Calib Date: 17-Dec-2016 21:57:13
Integrator: Falcon
Quant Method: External Standard Quant By: Initial Calibration
Last ICal File: \\ChromNA\Edison\ChromData\CPESTGC6\20161217-49531.b\NR111912.D

Column 1 : Det: GC ECD1A
Column 2 : Det: GC ECD2B
Process Host: XAWRK027

First Level Reviewer: patelji Date: 18-Dec-2016 15:24:38

Col	RT (min.)	Exp RT (min.)	Dlt RT (min.)	Response	Cal Amt ug/l	OnCol Amt ug/l	Flags
33 PCB-1016							M
1	2.620	2.623	-0.003	54921	1500.0	1406.0	
1	2.937	2.940	-0.003	102680	1500.0	1512.4	
1	3.353	3.353	0.000	198613	1500.0	1469.0	
1	3.503	3.503	0.000	91905	1500.0	1485.8	
1	3.633	3.637	-0.004	68836	1500.0	1483.9	
		Average of Peak Amounts =				1471.4	
2	2.307	2.310	-0.003	144332	1500.0	1494.0	M
2	2.553	2.553	0.000	226582	1500.0	1428.8	M
2	2.897	2.897	0.000	516186	1500.0	1446.0	M
2	3.010	3.013	-0.003	179941	1500.0	1439.4	M
2	3.060	3.063	-0.003	176524	1500.0	1547.8	M
		Average of Peak Amounts =				1471.2	
						RPD = 0.02	
41 PCB-1260							M
1	6.823	6.820	0.003	125625	1500.0	1506.3	M
1	7.027	7.027	0.000	137576	1500.0	1509.4	M
1	7.750	7.753	-0.003	94434	1500.0	1497.6	M
1	7.973	7.973	0.000	183240	1500.0	1406.1	M
1	8.793	8.797	-0.004	46825	1500.0	1427.5	M
		Average of Peak Amounts =				1469.4	
2	6.073	6.077	-0.004	322442	1500.0	1459.6	M
2	7.107	7.107	0.000	187762	1500.0	1369.6	M
2	7.403	7.403	0.000	641481	1500.0	1451.6	M
2	7.677	7.677	0.000	359342	1500.0	1464.5	M
2	8.233	8.237	-0.004	155901	1500.0	1505.4	
		Average of Peak Amounts =				1450.2	
						RPD = 1.32	

QC Flag Legend

Review Flags

M - Manually Integrated

Reagents:

SG1660608L4_00009 Amount Added: 1.00 Units: mL

Report Date: 18-Dec-2016 15:48:21 Chrom Revision: 2.2 05-Dec-2016 12:37:22

TestAmerica Edison

Data File:	\\ChromNA\Edison\ChromData\CPESTGC6\20161217-49531.b\NR111901.D				
Injection Date:	17-Dec-2016 19:23:27	Instrument ID:	CPESTGC6	Operator ID:	
Lims ID:	IC PCB4			Worklist Smp#:	13
Client ID:					
Injection Vol:	1.0 ul	Dil. Factor:	1.0000	ALS Bottle#:	13
Method:	608GC6	Limit Group:	GC 608 ICAL		

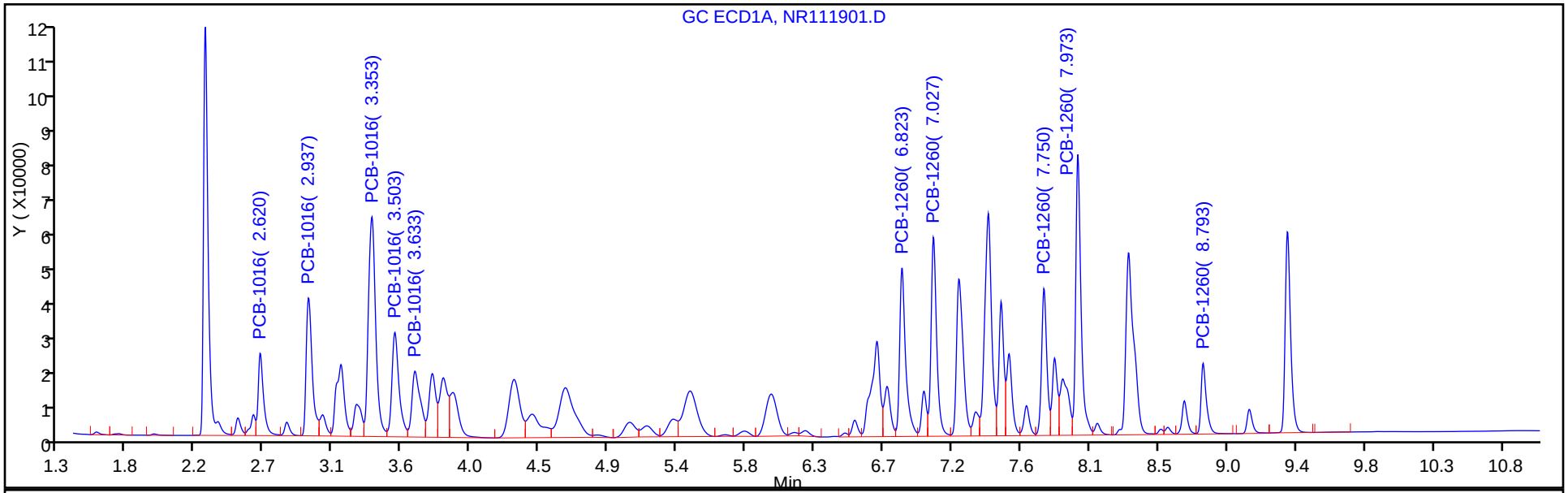

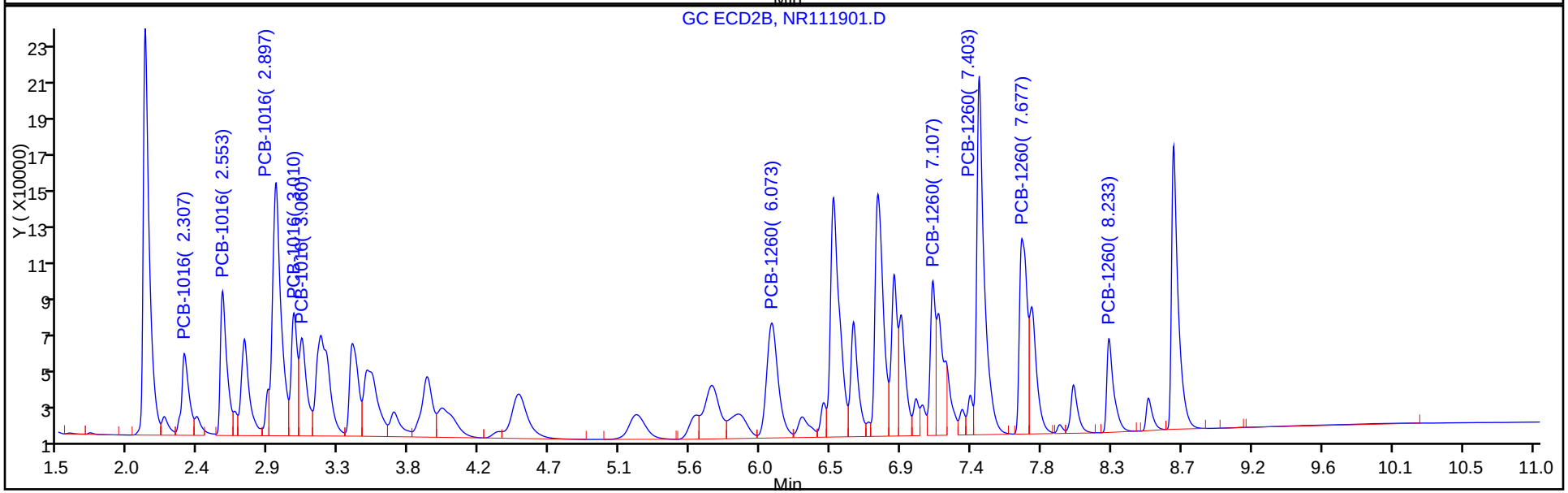

Report Date: 18-Dec-2016 15:48:21 Chrom Revision: 2.2 05-Dec-2016 12:37:22

TestAmerica Edison

Data File: \\ChromNA\Edison\ChromData\CPESTGC6\20161217-49531.b\NR111901.D

Injection Date: 17-Dec-2016 19:23:27 Instrument ID: CPESTGC6

Lims ID: IC PCB4

Client ID:

Operator ID: ALS Bottle#: 13 Worklist Smp#: 13

Injection Vol: 1.0 ul Dil. Factor: 1.0000

Method: 608GC6 Limit Group: GC 608 ICAL

Column: Detector GC ECD2B

33 PCB-1016, CAS: 12674-11-2

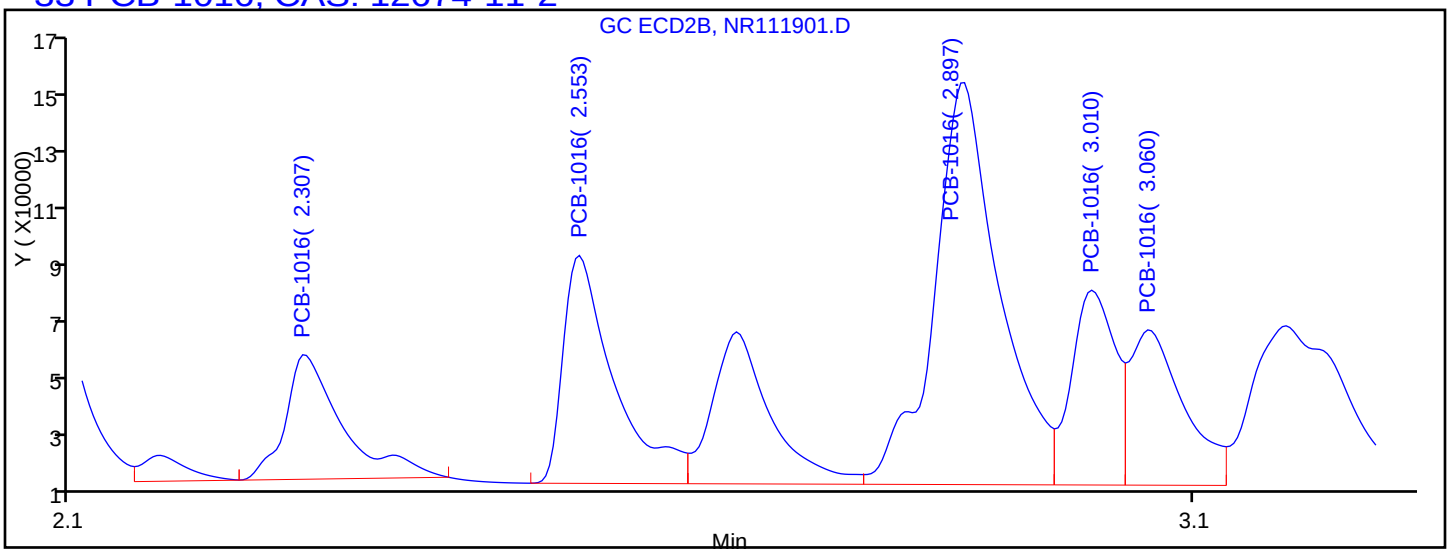

Processing Integration Results

2.307	Response = 148125
2.553	Response = 243194
2.897	Response = 548775
3.010	Response = 178689
3.060	Response = 175066

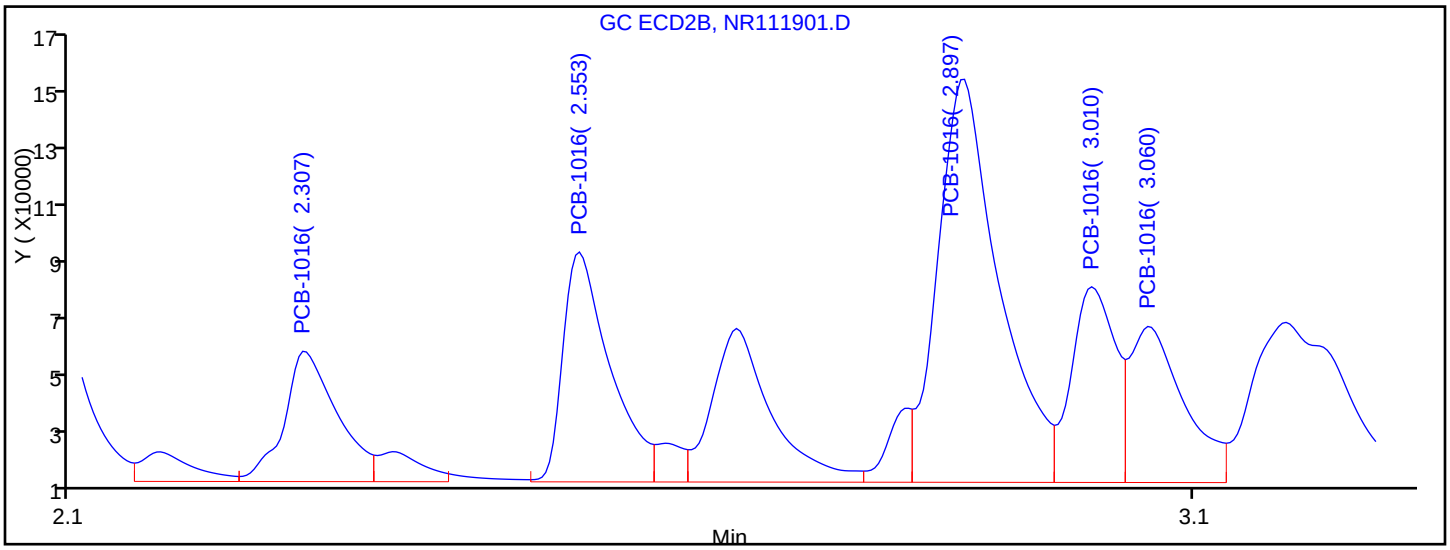

Manual Integration Results

2.307	Response = 144332	M
2.553	Response = 226582	M
2.897	Response = 516186	M
3.010	Response = 179941	M
3.060	Response = 176524	M

Reviewer: patelji, 18-Dec-2016 15:24:38

Audit Action: Assigned New Baseline Audit Reason: Peak not integrated

Report Date: 18-Dec-2016 15:48:21 Chrom Revision: 2.2 05-Dec-2016 12:37:22

TestAmerica Edison

Data File: \\ChromNA\Edison\ChromData\CPESTGC6\20161217-49531.b\NR111901.D

Injection Date: 17-Dec-2016 19:23:27 Instrument ID: CPESTGC6

Lims ID: IC PCB4

Client ID:

Operator ID: ALS Bottle#: 13 Worklist Smp#: 13

Injection Vol: 1.0 ul Dil. Factor: 1.0000

Method: 608GC6 Limit Group: GC 608 ICAL

Column: Detector GC ECD2B

41 PCB-1260, CAS: 11096-82-5

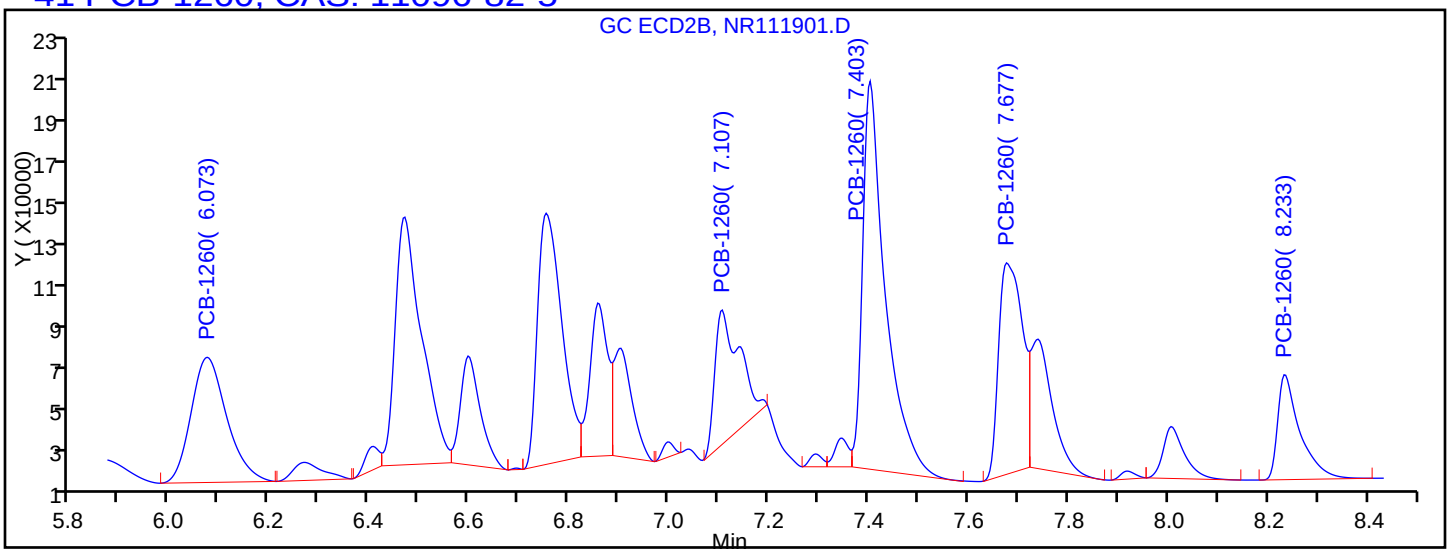

Processing Integration Results

6.073	Response = 299085
7.107	Response = 216723
7.403	Response = 590869
7.677	Response = 340056
8.233	Response = 155901

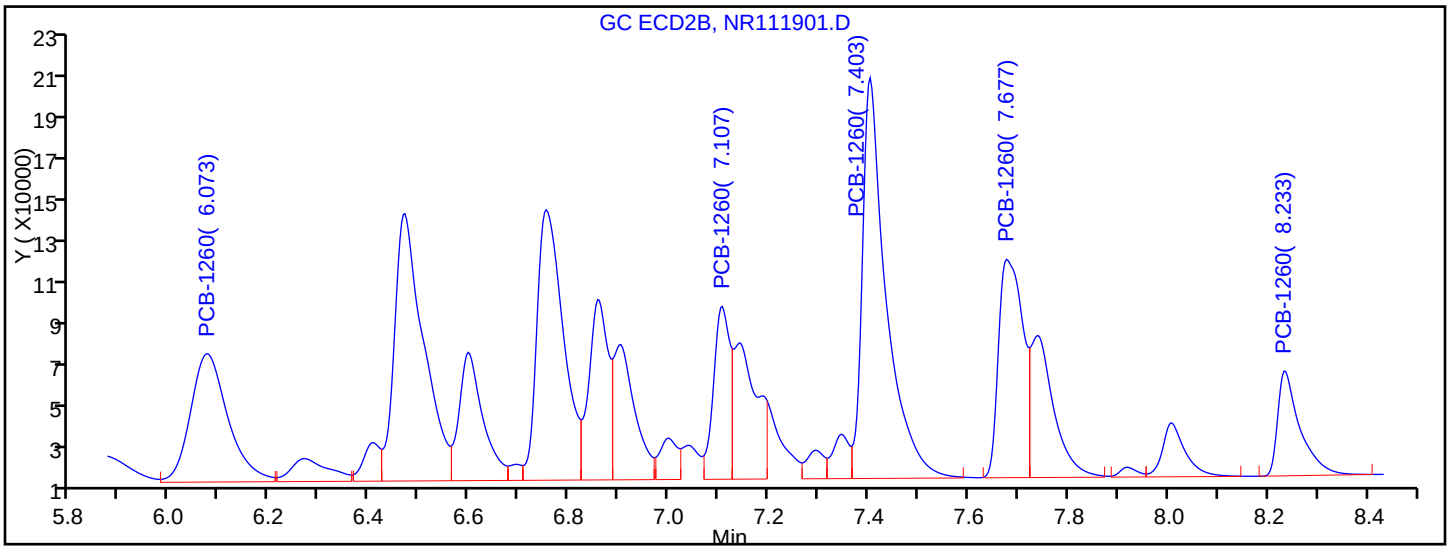

Manual Integration Results

6.073	Response = 322442	M
7.107	Response = 187762	M
7.403	Response = 641481	M
7.677	Response = 359342	M
8.233	Response = 155901	

Reviewer: patelji, 18-Dec-2016 15:24:38

Audit Action: Assigned New Baseline Audit Reason: Peak not integrated

TestAmerica Edison
Target Compound Quantitation Report

Data File: \\ChromNA\Edison\ChromData\CPESTGC6\20161217-49531.b\NR111902.D
Lims ID: IC PCB5
Client ID:
Sample Type: IC Calib Level: 5
Inject. Date: 17-Dec-2016 19:37:01 ALS Bottle#: 14 Worklist Smp#: 14
Injection Vol: 1.0 ul Dil. Factor: 1.0000
Sample Info: 460-0049531-014
Operator ID: Instrument ID: CPESTGC6
Sublist: chrom-608GC6*sub24

Method: \\ChromNA\Edison\ChromData\CPESTGC6\20161217-49531.b\608GC6.m
Limit Group: GC 608 ICAL
Last Update: 18-Dec-2016 15:48:22 Calib Date: 17-Dec-2016 21:57:13
Integrator: Falcon
Quant Method: External Standard Quant By: Initial Calibration
Last ICal File: \\ChromNA\Edison\ChromData\CPESTGC6\20161217-49531.b\NR111912.D

Column 1 : Det: GC ECD1A
Column 2 : Det: GC ECD2B
Process Host: XAWRK027

First Level Reviewer: patelji Date: 18-Dec-2016 15:25:29

Col	RT (min.)	Exp RT (min.)	Dlt RT (min.)	Response	Cal Amt ug/l	OnCol Amt ug/l	Flags
33 PCB-1016							M
1	2.623	2.623	0.000	87519	2500.0	2240.5	
1	2.940	2.940	0.000	164736	2500.0	2467.6	
1	3.353	3.353	0.000	324643	2500.0	2401.2	
1	3.503	3.503	0.000	148563	2500.0	2401.8	
1	3.633	3.637	-0.004	115467	2500.0	2494.4	
		Average of Peak Amounts =				2401.1	
2	2.303	2.310	-0.007	236614	2500.0	2449.2	M
2	2.550	2.553	-0.003	371458	2500.0	2342.4	M
2	2.890	2.897	-0.007	864677	2500.0	2422.2	M
2	3.003	3.013	-0.010	303797	2500.0	2430.2	M
2	3.057	3.063	-0.006	289878	2500.0	2541.8	M
		Average of Peak Amounts =				2437.2	
						RPD = 1.49	
41 PCB-1260							M
1	6.820	6.820	0.000	202909	2500.0	2474.8	M
1	7.027	7.027	0.000	221912	2500.0	2475.6	M
1	7.750	7.753	-0.003	155416	2500.0	2489.9	M
1	7.973	7.973	0.000	304778	2500.0	2338.8	M
1	8.793	8.797	-0.004	77760	2500.0	2370.6	M
		Average of Peak Amounts =				2429.9	
2	6.067	6.077	-0.010	535282	2500.0	2423.0	M
2	7.103	7.107	-0.004	333661	2500.0	2433.9	M
2	7.400	7.403	-0.003	1078056	2500.0	2439.6	M
2	7.673	7.677	-0.004	604480	2500.0	2463.6	M
2	8.230	8.237	-0.007	265211	2500.0	2560.9	
		Average of Peak Amounts =				2464.2	
						RPD = 1.40	

QC Flag Legend

Review Flags

M - Manually Integrated

Reagents:

SG1660608L5_00009 Amount Added: 1.00 Units: mL

Report Date: 18-Dec-2016 15:48:23 Chrom Revision: 2.2 05-Dec-2016 12:37:22

TestAmerica Edison

Data File:	\\ChromNA\Edison\ChromData\CPESTGC6\20161217-49531.b\NR111902.D				
Injection Date:	17-Dec-2016 19:37:01	Instrument ID:	CPESTGC6	Operator ID:	
Lims ID:	IC PCB5			Worklist Smp#:	14
Client ID:					
Injection Vol:	1.0 ul	Dil. Factor:	1.0000	ALS Bottle#:	14
Method:	608GC6	Limit Group:	GC 608 ICAL		

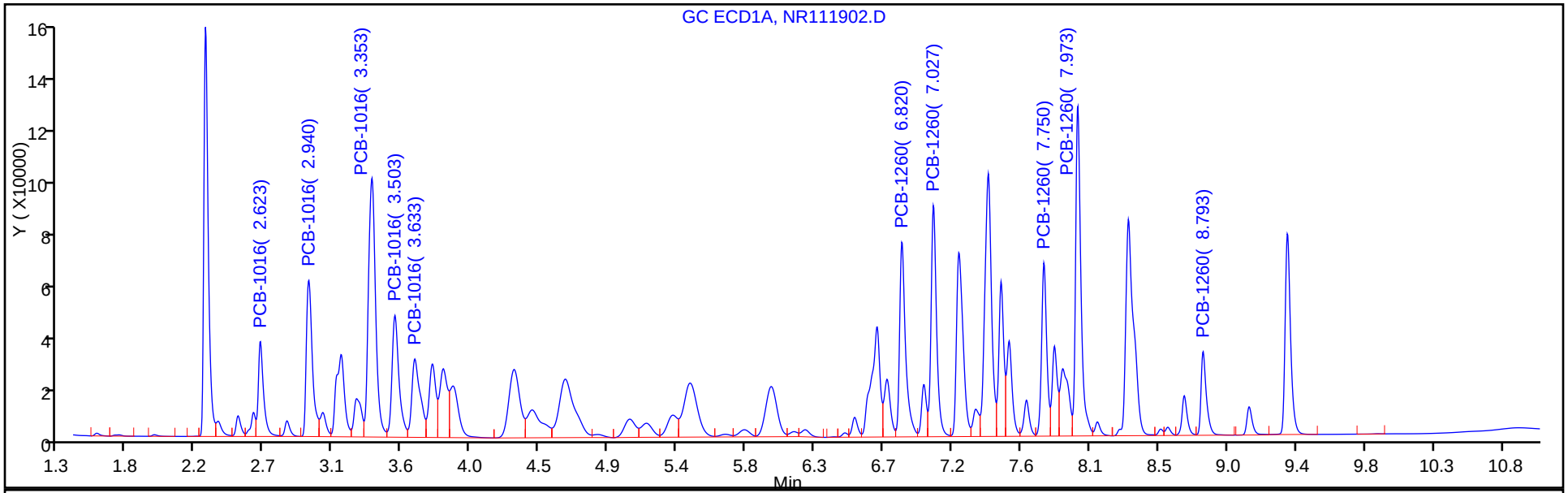

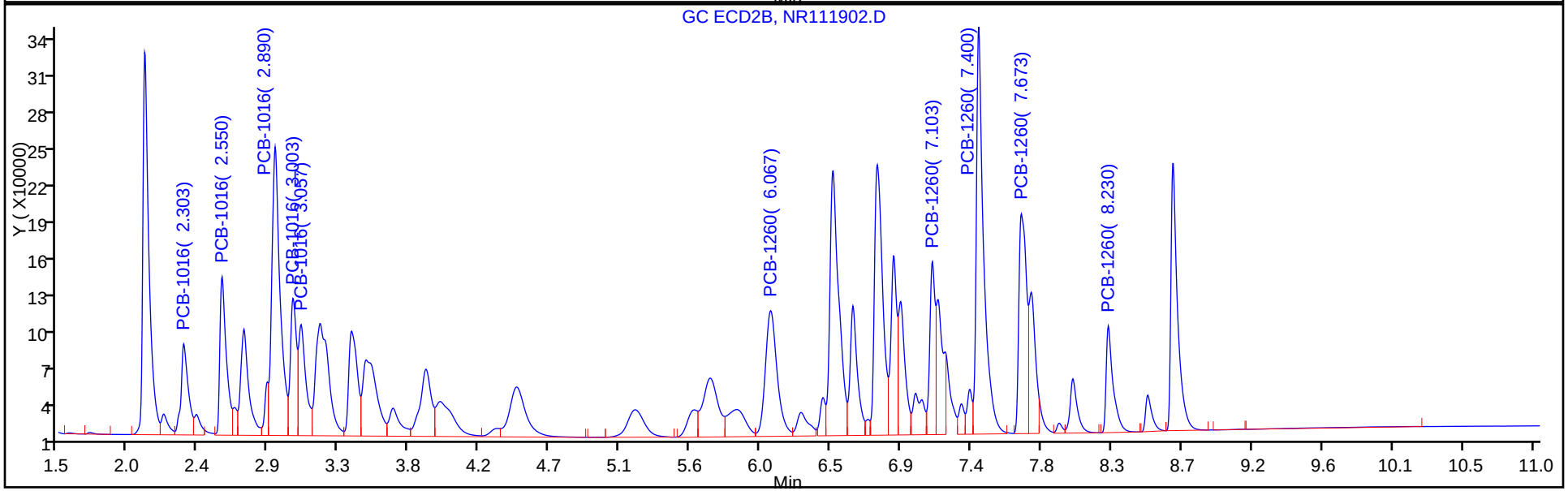

Report Date: 18-Dec-2016 15:48:23 Chrom Revision: 2.2 05-Dec-2016 12:37:22

TestAmerica Edison

Data File: \\ChromNA\Edison\ChromData\CPESTGC6\20161217-49531.b\NR111902.D

Injection Date: 17-Dec-2016 19:37:01 Instrument ID: CPESTGC6

Lims ID: IC PCB5

Client ID:

Operator ID: ALS Bottle#: 14 Worklist Smp#: 14

Injection Vol: 1.0 ul Dil. Factor: 1.0000

Method: 608GC6 Limit Group: GC 608 ICAL

Column: Detector GC ECD2B

33 PCB-1016, CAS: 12674-11-2

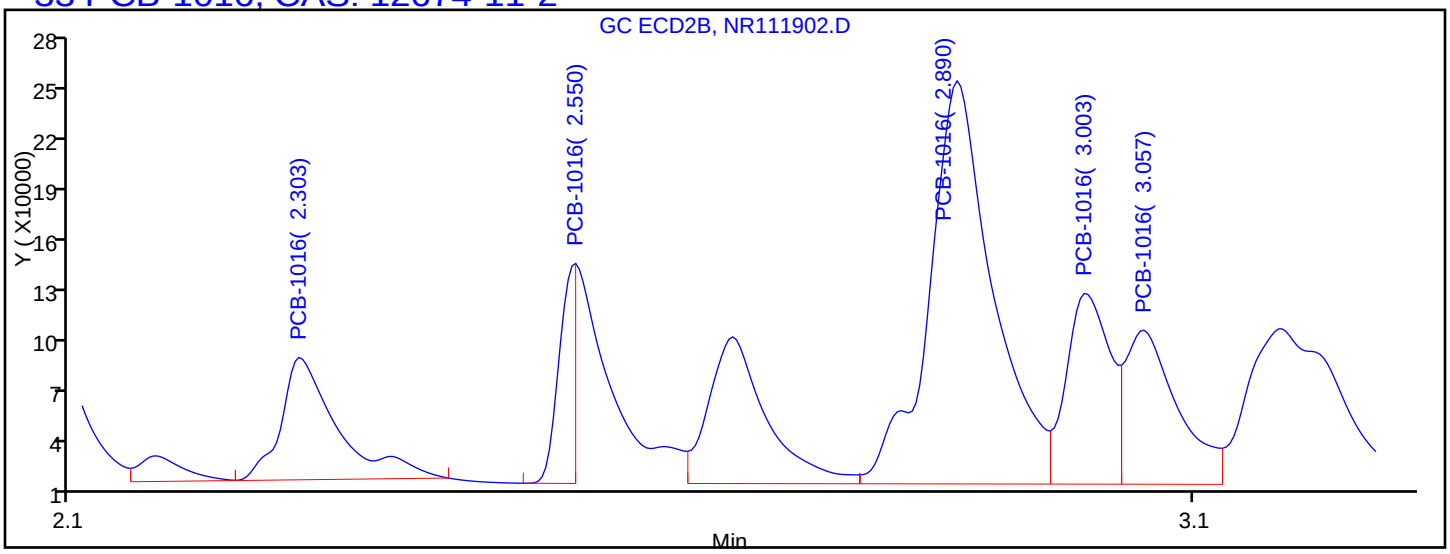

Processing Integration Results

2.303	Response = 245441
2.550	Response = 123776
2.890	Response = 920002
3.003	Response = 299736
3.057	Response = 284221

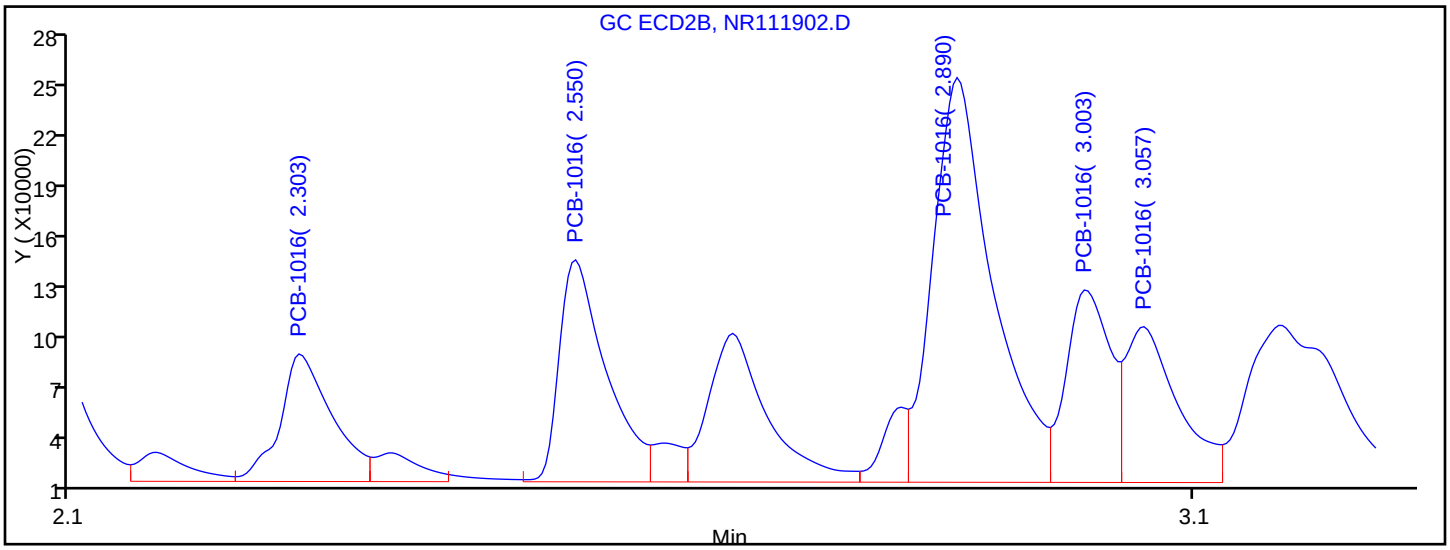

Manual Integration Results

2.303	Response = 236614	M
2.550	Response = 371458	M
2.890	Response = 864677	M
3.003	Response = 303797	M
3.057	Response = 289878	M

Reviewer: patelji, 18-Dec-2016 15:25:29

Audit Action: Assigned New Baseline Audit Reason: Sample matrix interference

Report Date: 18-Dec-2016 15:48:23 Chrom Revision: 2.2 05-Dec-2016 12:37:22

TestAmerica Edison

Data File: \\ChromNA\Edison\ChromData\CPESTGC6\20161217-49531.b\NR111902.D

Injection Date: 17-Dec-2016 19:37:01 Instrument ID: CPESTGC6

Lims ID: IC PCB5

Client ID:

Operator ID: ALS Bottle#: 14 Worklist Smp#: 14

Injection Vol: 1.0 ul Dil. Factor: 1.0000

Method: 608GC6 Limit Group: GC 608 ICAL

Column: Detector GC ECD2B

41 PCB-1260, CAS: 11096-82-5

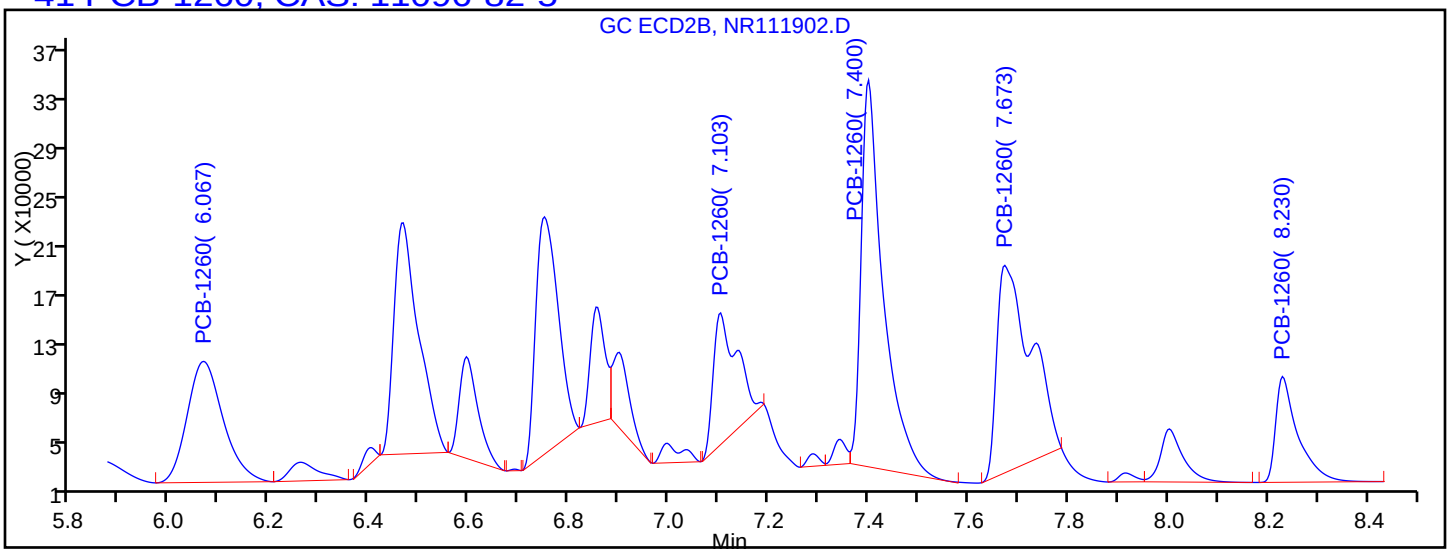

Processing Integration Results

6.067	Response = 492951
7.103	Response = 346091
7.400	Response = 969045
7.673	Response = 787803
8.230	Response = 265211

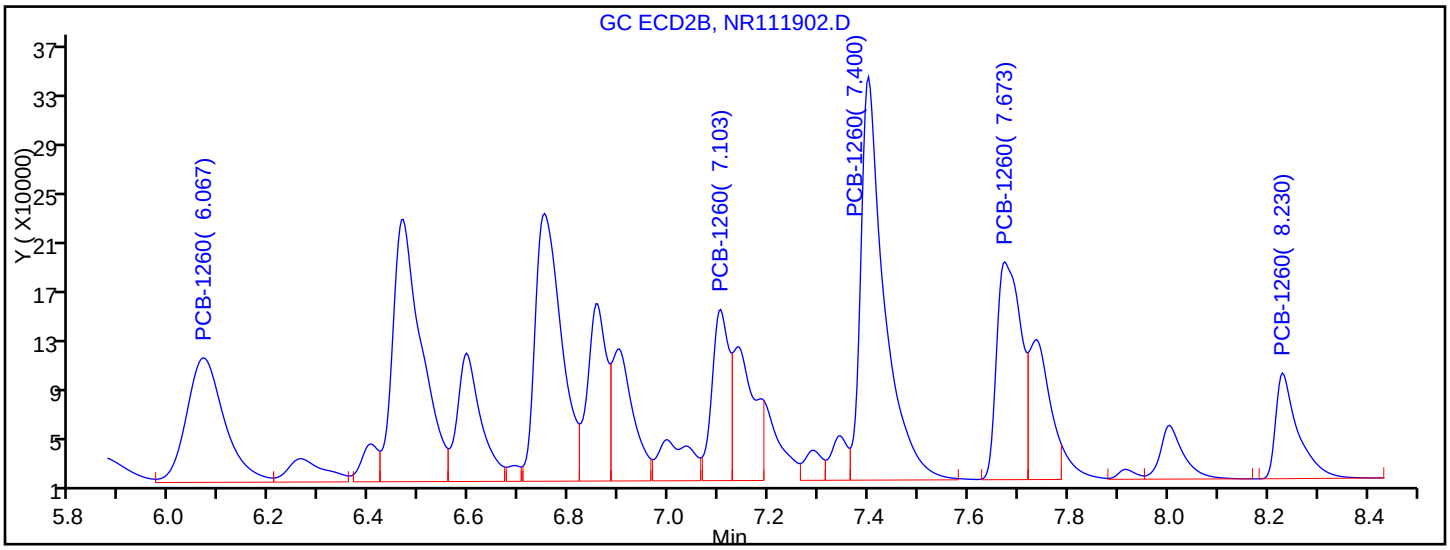

Manual Integration Results

6.067	Response = 535282	M
7.103	Response = 333661	M
7.400	Response = 1078056	M
7.673	Response = 604480	M
8.230	Response = 265211	

Reviewer: patelji, 18-Dec-2016 15:25:29

Audit Action: Assigned New Baseline Audit Reason: Sample matrix interference

FORM VI
PCBS BY EXTERNAL STANDARD - INITIAL CALIBRATION DATA
RETENTION TIME SUMMARY

Lab Name: TestAmerica Edison Job No.: 460-127124-1 Analy Batch No.: 410318

SDG No.:

Instrument ID: CPESTGC6 GC Column: CLP-2 ID: 0.53(mm) Heated Purge: (Y/N) N

Calibration Start Date: 12/17/2016 20:33 Calibration End Date: 12/17/2016 20:33 Calibration ID: 59830

Calibration Files:

LEVEL:	LAB SAMPLE ID:	LAB FILE ID:
Level 1	IC 460-410318/18	NR111906.D

ANALYTE	LVL 1										RT WINDOW	AVG RT
PCB-1221 Peak 1	1.923										1.823 - 2.023	1.923
PCB-1221 Peak 2	2.477										2.377 - 2.577	2.477
PCB-1221 Peak 3	2.577										2.477 - 2.677	2.577
PCB-1221 Peak 4	2.623										2.523 - 2.723	2.623
PCB-1221 Peak 5	2.943										2.843 - 3.043	2.943

FORM VI
PCBS BY EXTERNAL STANDARD - INITIAL CALIBRATION DATA
CURVE EVALUATION

Lab Name: TestAmerica Edison Job No.: 460-127124-1 Analy Batch No.: 410318

SDG No.:

Instrument ID: CPESTGC6 GC Column: CLP-2 ID: 0.53(mm) Heated Purge: (Y/N) N

Calibration Start Date: 12/17/2016 20:33 Calibration End Date: 12/17/2016 20:33 Calibration ID: 59830

Calibration Files:

LEVEL:	LAB SAMPLE ID:	LAB FILE ID:
Level 1	IC 460-410318/18	NR111906.D

ANALYTE	CF				CURVE TYPE	COEFFICIENT			#	MIN CF	%RSD	#	MAX %RSD	R^2 OR COD	#	MIN R^2 OR COD
	LVL 1					B	M1	M2								
PCB-1221 Peak 1	17.919				Ave		17.9190000						10.0			
PCB-1221 Peak 2	20.136				Ave		20.1360000						10.0			
PCB-1221 Peak 3	13.972				Ave		13.9720000						10.0			
PCB-1221 Peak 4	50.810				Ave		50.8100000						10.0			
PCB-1221 Peak 5	8.4640				Ave		8.46400000						10.0			

Note: The m1 coefficient is the same as Ave CF for an Ave curve type.

FORM VI
PCBS BY EXTERNAL STANDARD - INITIAL CALIBRATION DATA
RESPONSE AND CONCENTRATION

Lab Name: TestAmerica Edison Job No.: 460-127124-1 Analy Batch No.: 410318

SDG No.:

Instrument ID: CPESTGC6 GC Column: CLP-2 ID: 0.53(mm) Heated Purge: (Y/N) N

Calibration Start Date: 12/17/2016 20:33 Calibration End Date: 12/17/2016 20:33 Calibration ID: 59830

Calibration Files:

LEVEL:	LAB SAMPLE ID:	LAB FILE ID:
Level 1	IC 460-410318/18	NR111906.D

ANALYTE	CURVE TYPE	RESPONSE					CONCENTRATION (UG/L)				
		LVL 1					LVL 1				
PCB-1221 Peak 1	Ave	17919					1000				
PCB-1221 Peak 2	Ave	20136					1000				
PCB-1221 Peak 3	Ave	13972					1000				
PCB-1221 Peak 4	Ave	50810					1000				
PCB-1221 Peak 5	Ave	8464					1000				

Curve Type Legend:

Ave = Average

TestAmerica Edison
Target Compound Quantitation Report

Data File: \\ChromNA\Edison\ChromData\CPESTGC6\20161217-49531.b\NR111906.D
Lims ID: IC 1221
Client ID:
Sample Type: ICRT Calib Level: 3
Inject. Date: 17-Dec-2016 20:33:06 ALS Bottle#: 18 Worklist Smp#: 18
Injection Vol: 1.0 ul Dil. Factor: 1.0000
Sample Info: 460-0049531-018
Operator ID: Instrument ID: CPESTGC6
Sublist: chrom-608GC6*sub26

Method: \\ChromNA\Edison\ChromData\CPESTGC6\20161217-49531.b\608GC6.m
Limit Group: GC 608 ICAL
Last Update: 18-Dec-2016 15:48:32 Calib Date: 17-Dec-2016 21:57:13
Integrator: Falcon
Quant Method: External Standard Quant By: Initial Calibration
Last ICal File: \\ChromNA\Edison\ChromData\CPESTGC6\20161217-49531.b\NR111912.D

Column 1 : Det: GC ECD1A
Column 2 : Det: GC ECD2B
Process Host: XAWRK027

First Level Reviewer: patelji Date: 18-Dec-2016 15:28:17

Col	RT (min.)	Exp RT (min.)	Dlt RT (min.)	Response	Cal Amt ug/l	OnCol Amt ug/l	Flags
34 PCB-1221							
1	1.923	1.923	0.000	17919	1000.0	1000.0	
1	2.477	2.477	0.000	20136	1000.0	1000.0	
1	2.577	2.577	0.000	13972	1000.0	1000.0	
1	2.623	2.623	0.000	50810	1000.0	1000.0	
1	2.943	2.943	0.000	8464	1000.0	1000.0	
		Average of Peak Amounts =				1000.0	
2	1.703	1.703	0.000	38058	1000.0	1000.0	
2	2.177	2.177	0.000	54807	1000.0	1000.0	
2	2.307	2.307	0.000	159133	1000.0	1000.0	
2	2.690	2.690	0.000	42244	1000.0	1000.0	
2	2.913	2.913	0.000	31089	1000.0	1000.0	
		Average of Peak Amounts =				1000.0	
						RPD = 0.00	

Reagents:

SG1221L3_00026 Amount Added: 1.00 Units: mL

Report Date: 18-Dec-2016 15:48:32 Chrom Revision: 2.2 05-Dec-2016 12:37:22

TestAmerica Edison

Data File:	\\ChromNA\Edison\ChromData\CPESTGC6\20161217-49531.b\NR111906.D				
Injection Date:	17-Dec-2016 20:33:06	Instrument ID:	CPESTGC6	Operator ID:	
Lims ID:	IC 1221			Worklist Smp#:	18
Client ID:					
Injection Vol:	1.0 ul	Dil. Factor:	1.0000	ALS Bottle#:	18
Method:	608GC6	Limit Group:	GC 608 ICAL		

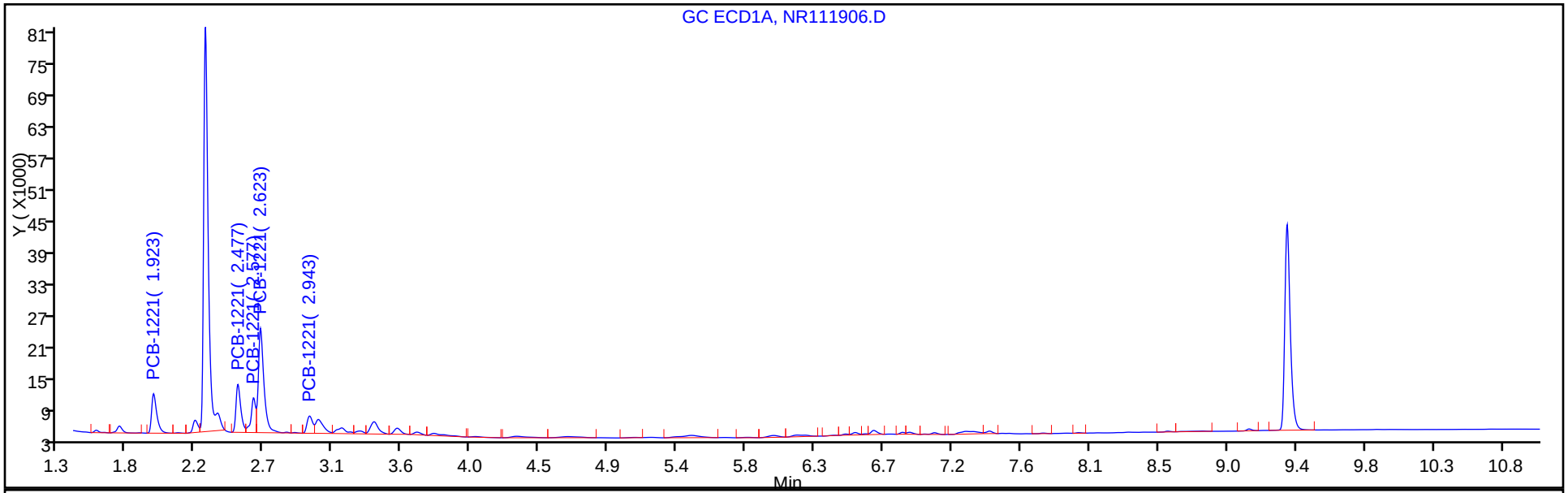

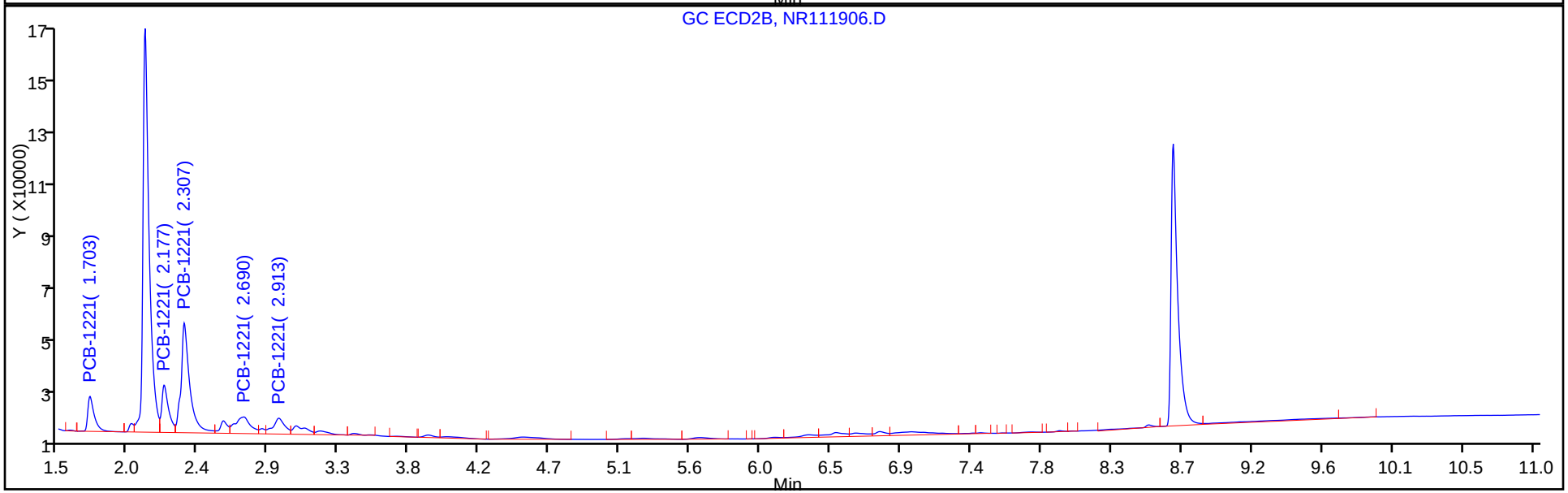

FORM VI
PCBS BY EXTERNAL STANDARD - INITIAL CALIBRATION DATA
RETENTION TIME SUMMARY

Lab Name: TestAmerica Edison Job No.: 460-127124-1 Analy Batch No.: 410318

SDG No.:

Instrument ID: CPESTGC6 GC Column: Rtx-CLP ID: 0.53(mm) Heated Purge: (Y/N) N

Calibration Start Date: 12/17/2016 20:33 Calibration End Date: 12/17/2016 20:33 Calibration ID: 59831

Calibration Files:

LEVEL:	LAB SAMPLE ID:	LAB FILE ID:
Level 1	IC 460-410318/18	NR111906.D

ANALYTE	LVL 1										RT WINDOW	AVG RT
PCB-1221 Peak 1	1.703										1.603 - 1.803	1.703
PCB-1221 Peak 2	2.177										2.077 - 2.277	2.177
PCB-1221 Peak 3	2.307										2.207 - 2.407	2.307
PCB-1221 Peak 4	2.690										2.590 - 2.790	2.690
PCB-1221 Peak 5	2.913										2.813 - 3.013	2.913

FORM VI
PCBS BY EXTERNAL STANDARD - INITIAL CALIBRATION DATA
CURVE EVALUATION

Lab Name: TestAmerica Edison Job No.: 460-127124-1 Analy Batch No.: 410318

SDG No.:

Instrument ID: CPESTGC6 GC Column: Rtx-CLP ID: 0.53(mm) Heated Purge: (Y/N) N

Calibration Start Date: 12/17/2016 20:33 Calibration End Date: 12/17/2016 20:33 Calibration ID: 59831

Calibration Files:

LEVEL:	LAB SAMPLE ID:	LAB FILE ID:
Level 1	IC 460-410318/18	NR111906.D

ANALYTE	CF				CURVE TYPE	COEFFICIENT			#	MIN CF	%RSD	#	MAX %RSD	R^2 OR COD	#	MIN R^2 OR COD
	LVL 1					B	M1	M2								
PCB-1221 Peak 1	38.058				Ave		38.0580000						10.0			
PCB-1221 Peak 2	54.807				Ave		54.8070000						10.0			
PCB-1221 Peak 3	159.13				Ave		159.133000						10.0			
PCB-1221 Peak 4	42.244				Ave		42.2440000						10.0			
PCB-1221 Peak 5	31.089				Ave		31.0890000						10.0			

Note: The m1 coefficient is the same as Ave CF for an Ave curve type.

FORM VI
PCBS BY EXTERNAL STANDARD - INITIAL CALIBRATION DATA
RESPONSE AND CONCENTRATION

Lab Name: TestAmerica Edison Job No.: 460-127124-1 Analy Batch No.: 410318

SDG No.:

Instrument ID: CPESTGC6 GC Column: Rtx-CLP ID: 0.53(mm) Heated Purge: (Y/N) N

Calibration Start Date: 12/17/2016 20:33 Calibration End Date: 12/17/2016 20:33 Calibration ID: 59831

Calibration Files:

LEVEL:	LAB SAMPLE ID:	LAB FILE ID:
Level 1	IC 460-410318/18	NR111906.D

ANALYTE	CURVE TYPE	RESPONSE					CONCENTRATION (UG/L)				
		LVL 1					LVL 1				
PCB-1221 Peak 1	Ave	38058					1000				
PCB-1221 Peak 2	Ave	54807					1000				
PCB-1221 Peak 3	Ave	159133					1000				
PCB-1221 Peak 4	Ave	42244					1000				
PCB-1221 Peak 5	Ave	31089					1000				

Curve Type Legend:

Ave = Average

TestAmerica Edison
Target Compound Quantitation Report

Data File: \\ChromNA\Edison\ChromData\CPESTGC6\20161217-49531.b\NR111906.D
Lims ID: IC 1221
Client ID:
Sample Type: ICRT Calib Level: 3
Inject. Date: 17-Dec-2016 20:33:06 ALS Bottle#: 18 Worklist Smp#: 18
Injection Vol: 1.0 ul Dil. Factor: 1.0000
Sample Info: 460-0049531-018
Operator ID: Instrument ID: CPESTGC6
Sublist: chrom-608GC6*sub26

Method: \\ChromNA\Edison\ChromData\CPESTGC6\20161217-49531.b\608GC6.m
Limit Group: GC 608 ICAL
Last Update: 18-Dec-2016 15:48:32 Calib Date: 17-Dec-2016 21:57:13
Integrator: Falcon
Quant Method: External Standard Quant By: Initial Calibration
Last ICal File: \\ChromNA\Edison\ChromData\CPESTGC6\20161217-49531.b\NR111912.D

Column 1 : Det: GC ECD1A
Column 2 : Det: GC ECD2B
Process Host: XAWRK027

First Level Reviewer: patelji Date: 18-Dec-2016 15:28:17

Col	RT (min.)	Exp RT (min.)	Dlt RT (min.)	Response	Cal Amt ug/l	OnCol Amt ug/l	Flags
34 PCB-1221							
1	1.923	1.923	0.000	17919	1000.0	1000.0	
1	2.477	2.477	0.000	20136	1000.0	1000.0	
1	2.577	2.577	0.000	13972	1000.0	1000.0	
1	2.623	2.623	0.000	50810	1000.0	1000.0	
1	2.943	2.943	0.000	8464	1000.0	1000.0	
		Average of Peak Amounts =				1000.0	
2	1.703	1.703	0.000	38058	1000.0	1000.0	
2	2.177	2.177	0.000	54807	1000.0	1000.0	
2	2.307	2.307	0.000	159133	1000.0	1000.0	
2	2.690	2.690	0.000	42244	1000.0	1000.0	
2	2.913	2.913	0.000	31089	1000.0	1000.0	
		Average of Peak Amounts =				1000.0	
						RPD = 0.00	

Reagents:

SG1221L3_00026 Amount Added: 1.00 Units: mL

Report Date: 18-Dec-2016 15:48:32 Chrom Revision: 2.2 05-Dec-2016 12:37:22

TestAmerica Edison

Data File:	\\ChromNA\Edison\ChromData\CPESTGC6\20161217-49531.b\NR111906.D				
Injection Date:	17-Dec-2016 20:33:06	Instrument ID:	CPESTGC6	Operator ID:	
Lims ID:	IC 1221			Worklist Smp#:	18
Client ID:					
Injection Vol:	1.0 ul	Dil. Factor:	1.0000	ALS Bottle#:	18
Method:	608GC6	Limit Group:	GC 608 ICAL		

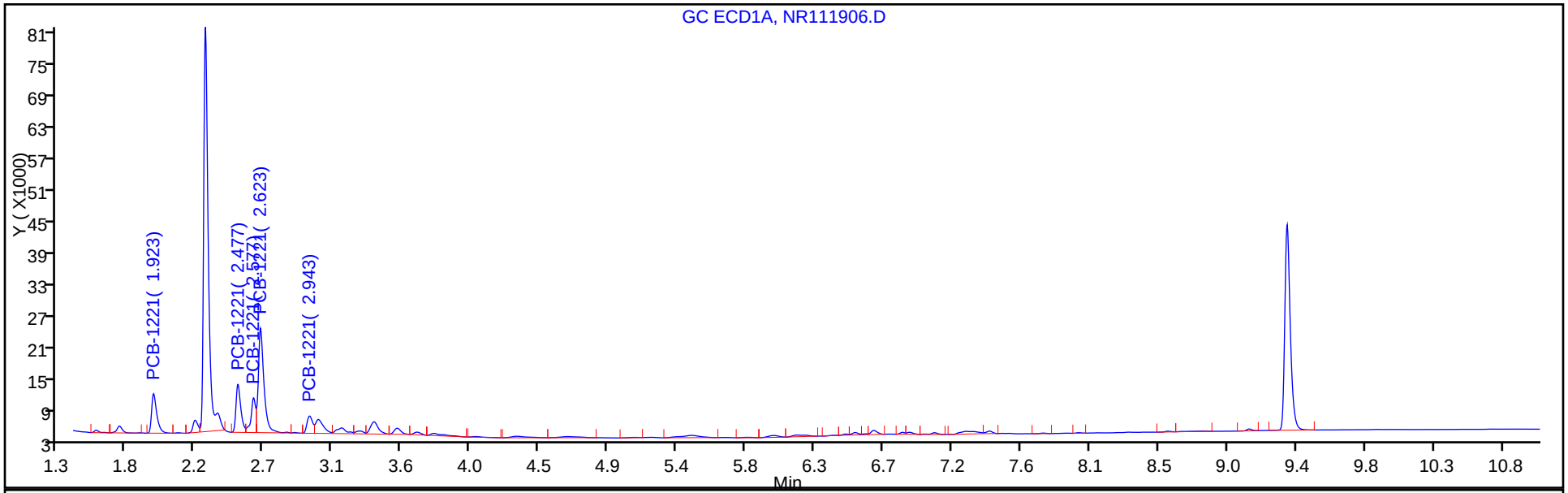

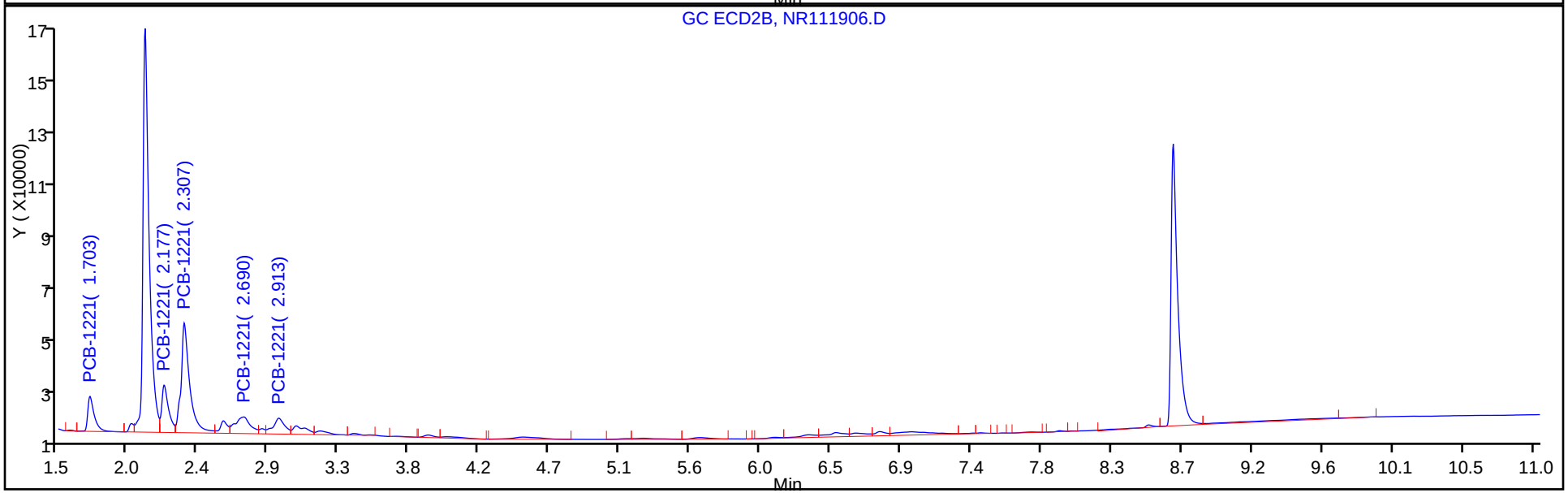

FORM VI
PCBS BY EXTERNAL STANDARD - INITIAL CALIBRATION DATA
RETENTION TIME SUMMARY

Lab Name: TestAmerica Edison Job No.: 460-127124-1 Analy Batch No.: 410318

SDG No.:

Instrument ID: CPESTGC6 GC Column: CLP-2 ID: 0.53(mm) Heated Purge: (Y/N) N

Calibration Start Date: 12/17/2016 20:46 Calibration End Date: 12/17/2016 20:46 Calibration ID: 59832

Calibration Files:

LEVEL:	LAB SAMPLE ID:	LAB FILE ID:
Level 1	IC 460-410318/19	NR111907.D

ANALYTE	LVL 1										RT WINDOW	AVG RT
PCB-1232 Peak 1	2.623										2.523 - 2.723	2.623
PCB-1232 Peak 2	2.943										2.843 - 3.043	2.943
PCB-1232 Peak 3	3.360										3.260 - 3.460	3.360
PCB-1232 Peak 4	3.510										3.410 - 3.610	3.510
PCB-1232 Peak 5	4.293										4.193 - 4.393	4.293

FORM VI
PCBS BY EXTERNAL STANDARD - INITIAL CALIBRATION DATA
CURVE EVALUATION

Lab Name: TestAmerica Edison Job No.: 460-127124-1 Analy Batch No.: 410318

SDG No.:

Instrument ID: CPESTGC6 GC Column: CLP-2 ID: 0.53(mm) Heated Purge: (Y/N) N

Calibration Start Date: 12/17/2016 20:46 Calibration End Date: 12/17/2016 20:46 Calibration ID: 59832

Calibration Files:

LEVEL:	LAB SAMPLE ID:	LAB FILE ID:
Level 1	IC 460-410318/19	NR111907.D

ANALYTE	CF				CURVE TYPE	COEFFICIENT			#	MIN CF	%RSD	#	MAX %RSD	R^2 OR COD	#	MIN R^2 OR COD
	LVL 1					B	M1	M2								
PCB-1232 Peak 1	47.262				Ave		47.2620000						10.0			
PCB-1232 Peak 2	38.214				Ave		38.2140000						10.0			
PCB-1232 Peak 3	68.053				Ave		68.0530000						10.0			
PCB-1232 Peak 4	32.672				Ave		32.6720000						10.0			
PCB-1232 Peak 5	24.518				Ave		24.5180000						10.0			

Note: The m1 coefficient is the same as Ave CF for an Ave curve type.

FORM VI
PCBS BY EXTERNAL STANDARD - INITIAL CALIBRATION DATA
RESPONSE AND CONCENTRATION

Lab Name: TestAmerica Edison Job No.: 460-127124-1 Analy Batch No.: 410318

SDG No.:

Instrument ID: CPESTGC6 GC Column: CLP-2 ID: 0.53(mm) Heated Purge: (Y/N) N

Calibration Start Date: 12/17/2016 20:46 Calibration End Date: 12/17/2016 20:46 Calibration ID: 59832

Calibration Files:

LEVEL:	LAB SAMPLE ID:	LAB FILE ID:
Level 1	IC 460-410318/19	NR111907.D

ANALYTE	CURVE TYPE	RESPONSE					CONCENTRATION (UG/L)				
		LVL 1					LVL 1				
PCB-1232 Peak 1	Ave	47262					1000				
PCB-1232 Peak 2	Ave	38214					1000				
PCB-1232 Peak 3	Ave	68053					1000				
PCB-1232 Peak 4	Ave	32672					1000				
PCB-1232 Peak 5	Ave	24518					1000				

Curve Type Legend:
Ave = Average

TestAmerica Edison
Target Compound Quantitation Report

Data File: \\ChromNA\Edison\ChromData\CPESTGC6\20161217-49531.b\NR111907.D
Lims ID: IC 1232
Client ID:
Sample Type: ICRT Calib Level: 3
Inject. Date: 17-Dec-2016 20:46:37 ALS Bottle#: 19 Worklist Smp#: 19
Injection Vol: 1.0 ul Dil. Factor: 1.0000
Sample Info: 460-0049531-019
Operator ID: Instrument ID: CPESTGC6
Sublist: chrom-608GC6*sub27

Method: \\ChromNA\Edison\ChromData\CPESTGC6\20161217-49531.b\608GC6.m
Limit Group: GC 608 ICAL
Last Update: 18-Dec-2016 15:48:33 Calib Date: 17-Dec-2016 21:57:13
Integrator: Falcon
Quant Method: External Standard Quant By: Initial Calibration
Last ICal File: \\ChromNA\Edison\ChromData\CPESTGC6\20161217-49531.b\NR111912.D

Column 1 : Det: GC ECD1A
Column 2 : Det: GC ECD2B
Process Host: XAWRK027

First Level Reviewer: patelji Date: 18-Dec-2016 15:28:35

Col	RT (min.)	Exp RT (min.)	Dlt RT (min.)	Response	Cal Amt ug/l	OnCol Amt ug/l	Flags
37 PCB-1232							M
1	2.623	2.623	0.000	47262	1000.0	1000.0	
1	2.943	2.943	0.000	38214	1000.0	1000.0	M
1	3.360	3.360	0.000	68053	1000.0	1000.0	
1	3.510	3.510	0.000	32672	1000.0	1000.0	
1	4.293	4.293	0.000	24518	1000.0	1000.0	
		Average of Peak Amounts =				1000.0	
2	2.307	2.307	0.000	147117	1000.0	1000.0	
2	2.553	2.553	0.000	77918	1000.0	1000.0	M
2	2.900	2.900	0.000	175151	1000.0	1000.0	M
2	3.013	3.013	0.000	62317	1000.0	1000.0	
2	3.390	3.390	0.000	55633	1000.0	1000.0	
		Average of Peak Amounts =				1000.0	
					RPD =	0.00	

QC Flag Legend

Review Flags
M - Manually Integrated

Reagents:

SG1232L3_00025 Amount Added: 1.00 Units: mL

Report Date: 18-Dec-2016 15:48:34 Chrom Revision: 2.2 05-Dec-2016 12:37:22

TestAmerica Edison

Data File:	\\ChromNA\Edison\ChromData\CPESTGC6\20161217-49531.b\NR111907.D				
Injection Date:	17-Dec-2016 20:46:37	Instrument ID:	CPESTGC6	Operator ID:	
Lims ID:	IC 1232			Worklist Smp#:	19
Client ID:					
Injection Vol:	1.0 ul	Dil. Factor:	1.0000	ALS Bottle#:	19
Method:	608GC6	Limit Group:	GC 608 ICAL		

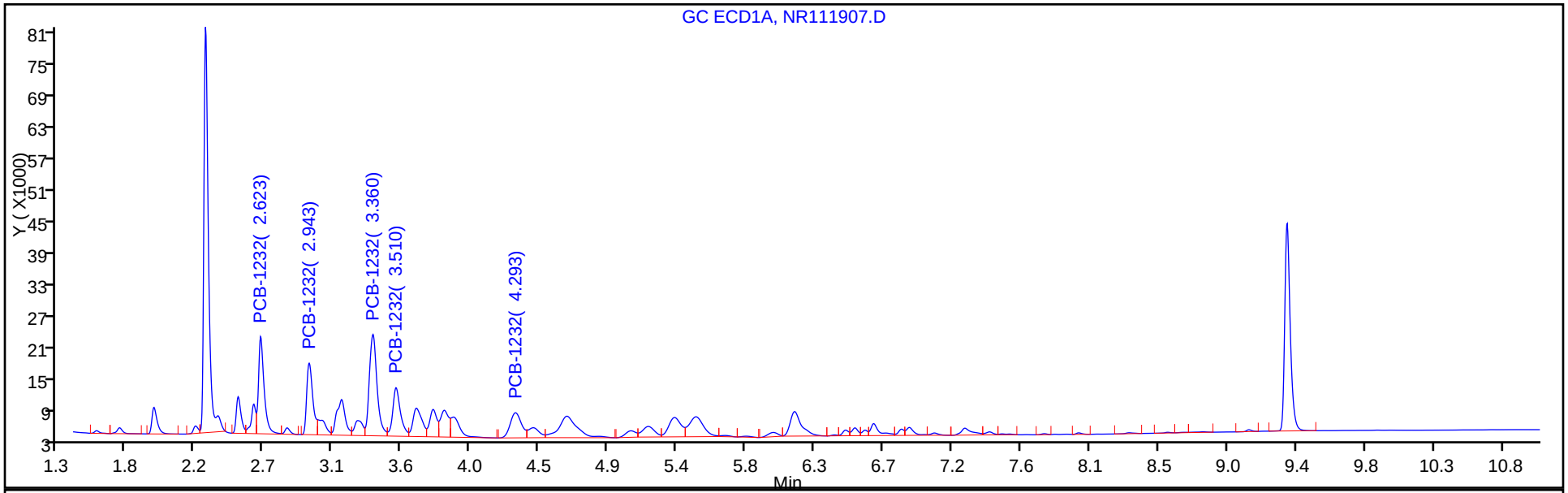

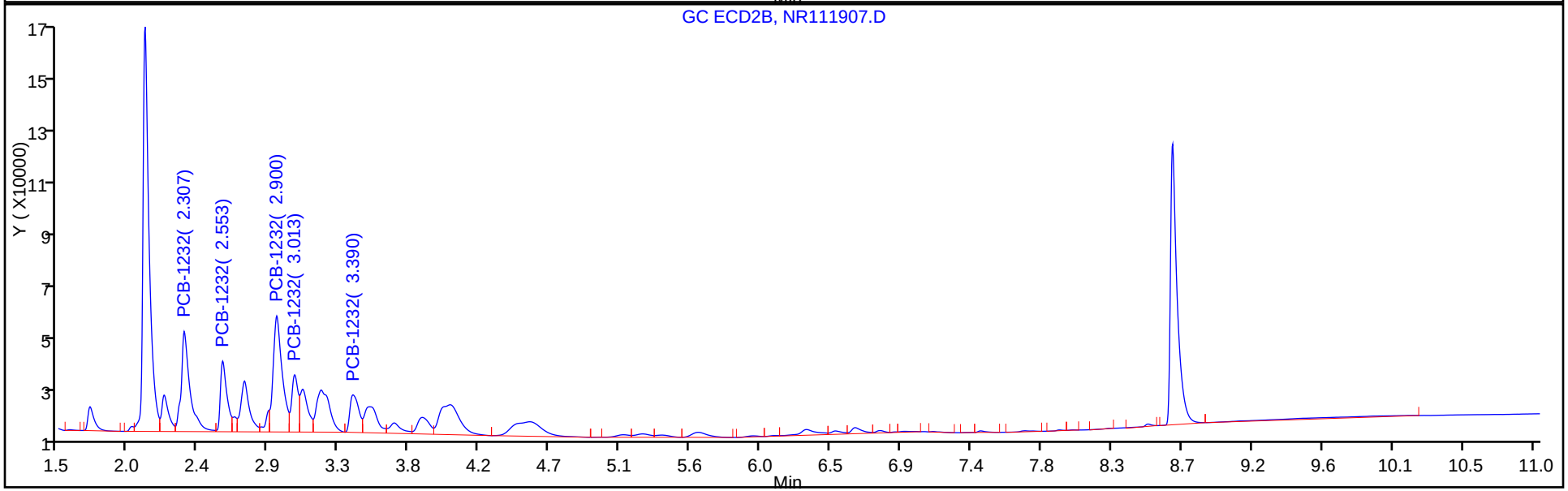

Report Date: 18-Dec-2016 15:48:34 Chrom Revision: 2.2 05-Dec-2016 12:37:22

TestAmerica Edison

Data File: \\ChromNA\Edison\ChromData\CPESTGC6\20161217-49531.b\NR111907.D

Injection Date: 17-Dec-2016 20:46:37 Instrument ID: CPESTGC6

Lims ID: IC 1232

Client ID:

Operator ID: ALS Bottle#: 19 Worklist Smp#: 19

Injection Vol: 1.0 ul Dil. Factor: 1.0000

Method: 608GC6 Limit Group: GC 608 ICAL

Column: Detector GC ECD1A

37 PCB-1232, CAS: 11141-16-5

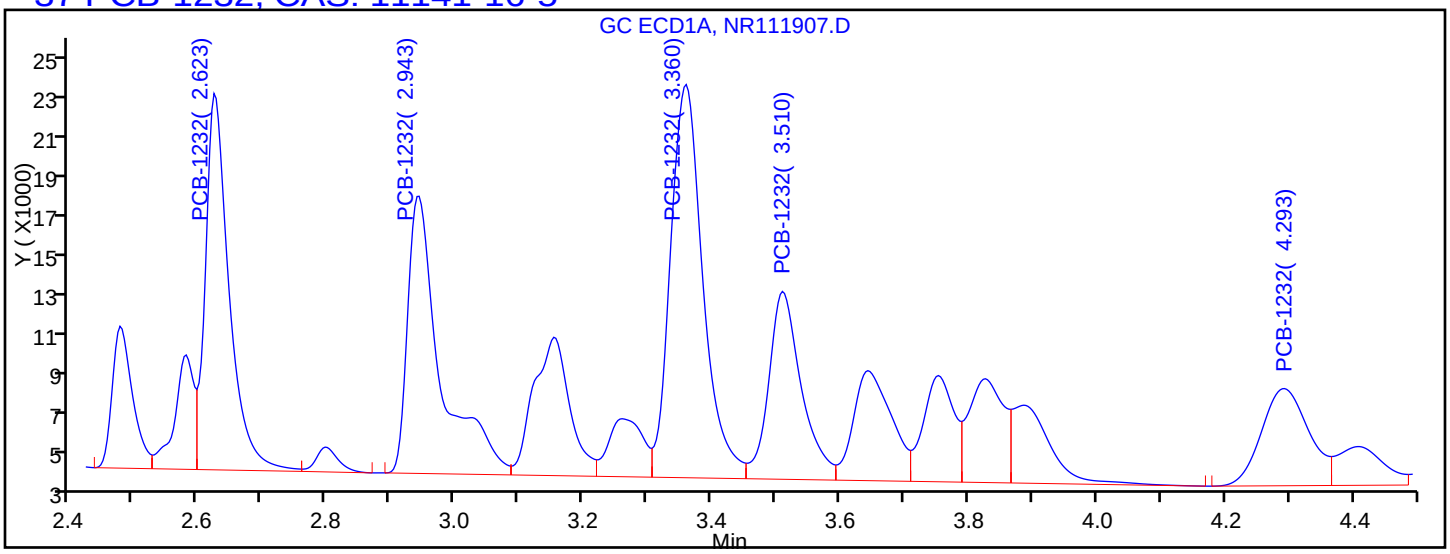

Processing Integration Results

2.623	Response = 47262
2.943	Response = 48540
3.360	Response = 68053
3.510	Response = 32672
4.293	Response = 24518

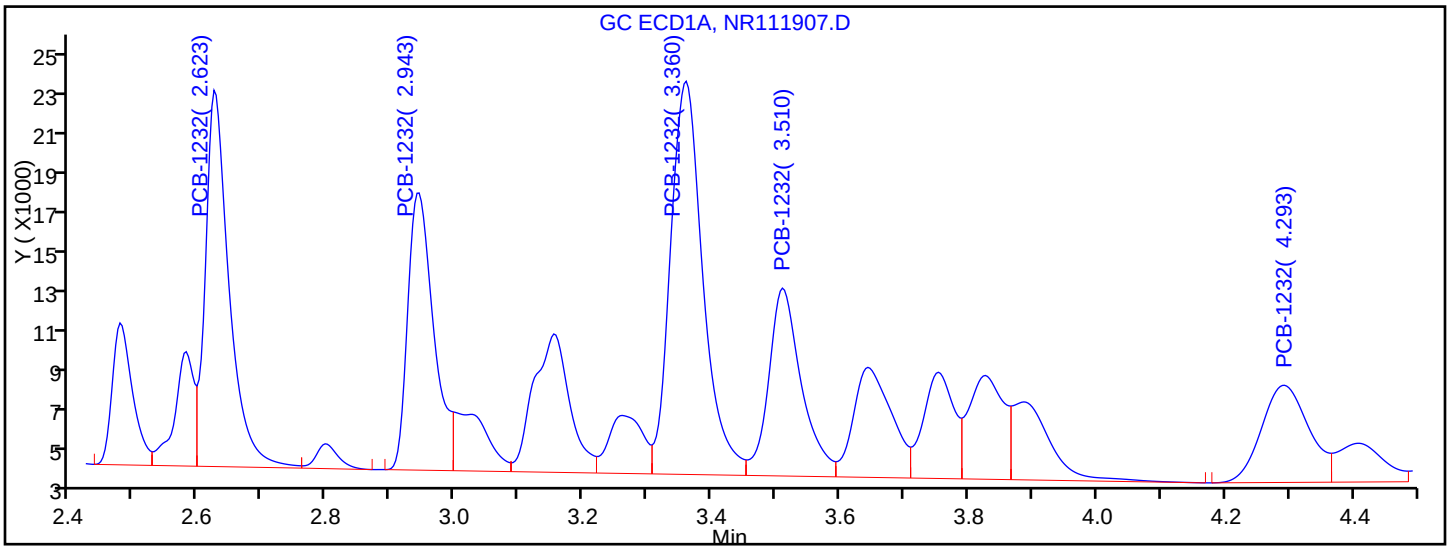

Manual Integration Results

2.623	Response = 47262	
2.943	Response = 38214	M
3.360	Response = 68053	
3.510	Response = 32672	
4.293	Response = 24518	

Reviewer: patelji, 18-Dec-2016 15:28:35

Audit Action: Split an Integrated Peak Audit Reason: Peak not integrated

FORM VI
PCBS BY EXTERNAL STANDARD - INITIAL CALIBRATION DATA
RETENTION TIME SUMMARY

Lab Name: TestAmerica Edison Job No.: 460-127124-1 Analy Batch No.: 410318

SDG No.:

Instrument ID: CPESTGC6 GC Column: Rtx-CLP ID: 0.53(mm) Heated Purge: (Y/N) N

Calibration Start Date: 12/17/2016 20:46 Calibration End Date: 12/17/2016 20:46 Calibration ID: 59833

Calibration Files:

LEVEL:	LAB SAMPLE ID:	LAB FILE ID:
Level 1	IC 460-410318/19	NR111907.D

ANALYTE	LVL 1										RT WINDOW	AVG RT
PCB-1232 Peak 1	2.307										2.207 - 2.407	2.307
PCB-1232 Peak 2	2.553										2.453 - 2.653	2.553
PCB-1232 Peak 3	2.900										2.800 - 3.000	2.900
PCB-1232 Peak 4	3.013										2.913 - 3.113	3.013
PCB-1232 Peak 5	3.390										3.290 - 3.490	3.390

FORM VI
PCBS BY EXTERNAL STANDARD - INITIAL CALIBRATION DATA
CURVE EVALUATION

Lab Name: TestAmerica Edison Job No.: 460-127124-1 Analy Batch No.: 410318

SDG No.:

Instrument ID: CPESTGC6 GC Column: Rtx-CLP ID: 0.53(mm) Heated Purge: (Y/N) N

Calibration Start Date: 12/17/2016 20:46 Calibration End Date: 12/17/2016 20:46 Calibration ID: 59833

Calibration Files:

LEVEL:	LAB SAMPLE ID:	LAB FILE ID:
Level 1	IC 460-410318/19	NR111907.D

ANALYTE	CF				CURVE TYPE	COEFFICIENT			#	MIN CF	%RSD	#	MAX %RSD	R^2 OR COD	#	MIN R^2 OR COD
	LVL 1					B	M1	M2								
PCB-1232 Peak 1	147.12				Ave		147.117000						10.0			
PCB-1232 Peak 2	77.918				Ave		77.9180000						10.0			
PCB-1232 Peak 3	175.15				Ave		175.151000						10.0			
PCB-1232 Peak 4	62.317				Ave		62.3170000						10.0			
PCB-1232 Peak 5	55.633				Ave		55.6330000						10.0			

Note: The m1 coefficient is the same as Ave CF for an Ave curve type.

FORM VI
PCBS BY EXTERNAL STANDARD - INITIAL CALIBRATION DATA
RESPONSE AND CONCENTRATION

Lab Name: TestAmerica Edison Job No.: 460-127124-1 Analy Batch No.: 410318

SDG No.:

Instrument ID: CPESTGC6 GC Column: Rtx-CLP ID: 0.53(mm) Heated Purge: (Y/N) N

Calibration Start Date: 12/17/2016 20:46 Calibration End Date: 12/17/2016 20:46 Calibration ID: 59833

Calibration Files:

LEVEL:	LAB SAMPLE ID:	LAB FILE ID:
Level 1	IC 460-410318/19	NR111907.D

ANALYTE	CURVE TYPE	RESPONSE					CONCENTRATION (UG/L)				
		LVL 1					LVL 1				
PCB-1232 Peak 1	Ave	147117					1000				
PCB-1232 Peak 2	Ave	77918					1000				
PCB-1232 Peak 3	Ave	175151					1000				
PCB-1232 Peak 4	Ave	62317					1000				
PCB-1232 Peak 5	Ave	55633					1000				

Curve Type Legend:
Ave = Average

TestAmerica Edison
Target Compound Quantitation Report

Data File: \\ChromNA\Edison\ChromData\CPESTGC6\20161217-49531.b\NR111907.D
Lims ID: IC 1232
Client ID:
Sample Type: ICRT Calib Level: 3
Inject. Date: 17-Dec-2016 20:46:37 ALS Bottle#: 19 Worklist Smp#: 19
Injection Vol: 1.0 ul Dil. Factor: 1.0000
Sample Info: 460-0049531-019
Operator ID: Instrument ID: CPESTGC6
Sublist: chrom-608GC6*sub27

Method: \\ChromNA\Edison\ChromData\CPESTGC6\20161217-49531.b\608GC6.m
Limit Group: GC 608 ICAL
Last Update: 18-Dec-2016 15:48:33 Calib Date: 17-Dec-2016 21:57:13
Integrator: Falcon
Quant Method: External Standard Quant By: Initial Calibration
Last ICal File: \\ChromNA\Edison\ChromData\CPESTGC6\20161217-49531.b\NR111912.D

Column 1 : Det: GC ECD1A
Column 2 : Det: GC ECD2B
Process Host: XAWRK027

First Level Reviewer: patelji Date: 18-Dec-2016 15:28:35

Col	RT (min.)	Exp RT (min.)	Dlt RT (min.)	Response	Cal Amt ug/l	OnCol Amt ug/l	Flags
37 PCB-1232							M
1	2.623	2.623	0.000	47262	1000.0	1000.0	
1	2.943	2.943	0.000	38214	1000.0	1000.0	M
1	3.360	3.360	0.000	68053	1000.0	1000.0	
1	3.510	3.510	0.000	32672	1000.0	1000.0	
1	4.293	4.293	0.000	24518	1000.0	1000.0	
		Average of Peak Amounts =				1000.0	
2	2.307	2.307	0.000	147117	1000.0	1000.0	
2	2.553	2.553	0.000	77918	1000.0	1000.0	M
2	2.900	2.900	0.000	175151	1000.0	1000.0	M
2	3.013	3.013	0.000	62317	1000.0	1000.0	
2	3.390	3.390	0.000	55633	1000.0	1000.0	
		Average of Peak Amounts =				1000.0	
					RPD =	0.00	

QC Flag Legend

Review Flags
M - Manually Integrated

Reagents:

SG1232L3_00025 Amount Added: 1.00 Units: mL

Report Date: 18-Dec-2016 15:48:34 Chrom Revision: 2.2 05-Dec-2016 12:37:22

TestAmerica Edison

Data File:	\\ChromNA\Edison\ChromData\CPESTGC6\20161217-49531.b\NR111907.D				
Injection Date:	17-Dec-2016 20:46:37	Instrument ID:	CPESTGC6	Operator ID:	
Lims ID:	IC 1232			Worklist Smp#:	19
Client ID:					
Injection Vol:	1.0 ul	Dil. Factor:	1.0000	ALS Bottle#:	19
Method:	608GC6	Limit Group:	GC 608 ICAL		

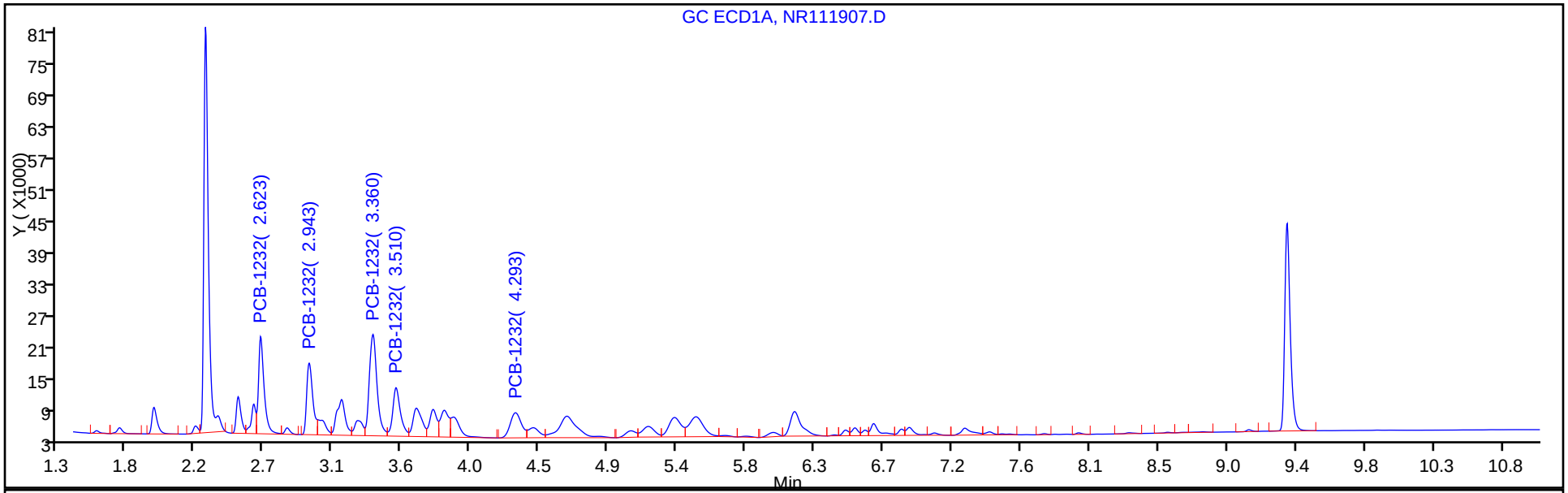

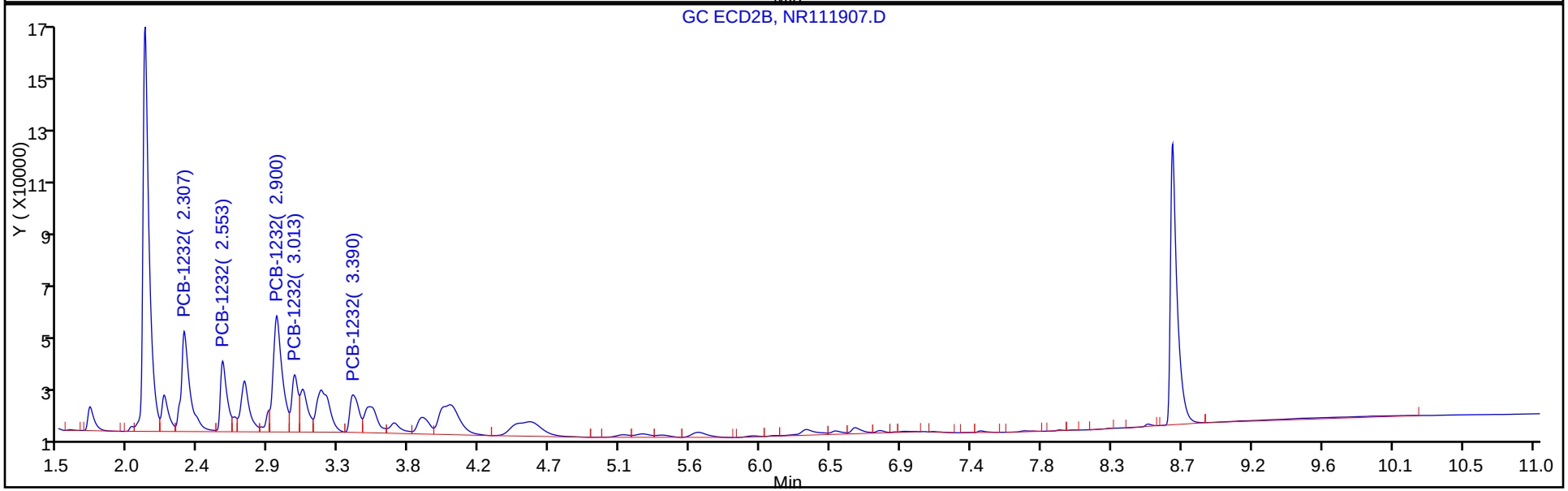

Report Date: 18-Dec-2016 15:48:34 Chrom Revision: 2.2 05-Dec-2016 12:37:22

TestAmerica Edison

Data File: \\ChromNA\Edison\ChromData\CPESTGC6\20161217-49531.b\NR111907.D

Injection Date: 17-Dec-2016 20:46:37 Instrument ID: CPESTGC6

Lims ID: IC 1232

Client ID:

Operator ID: ALS Bottle#: 19 Worklist Smp#: 19

Injection Vol: 1.0 ul Dil. Factor: 1.0000

Method: 608GC6 Limit Group: GC 608 ICAL

Column: Detector GC ECD2B

37 PCB-1232, CAS: 11141-16-5

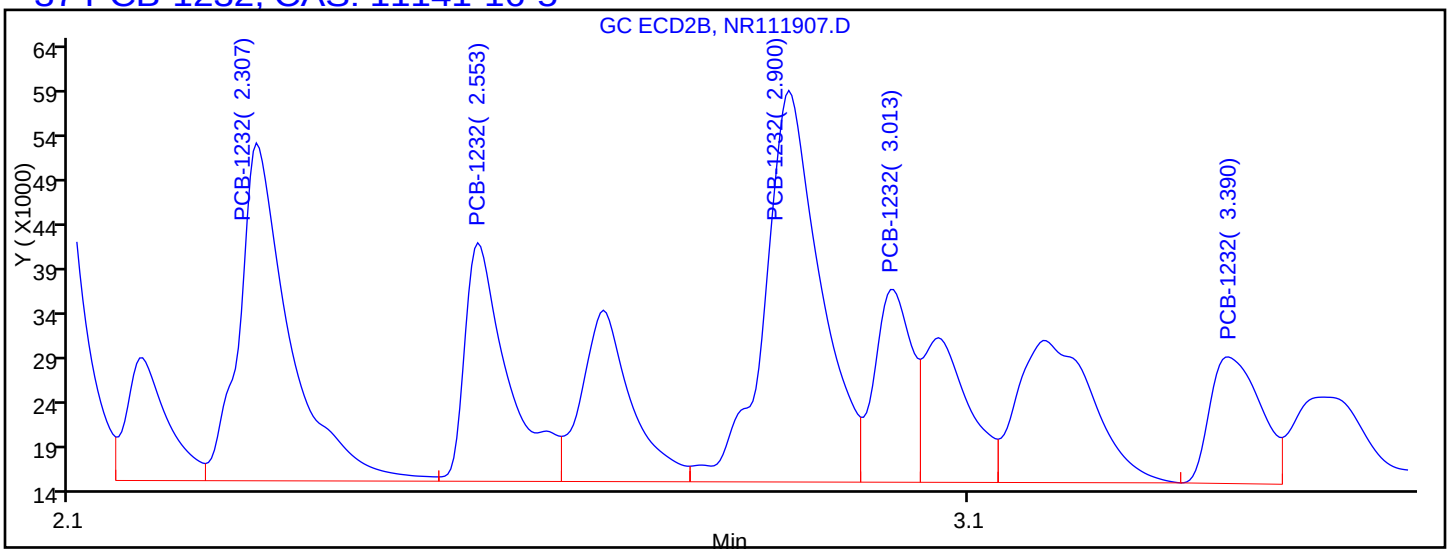

Processing Integration Results

2.307	Response = 147117
2.553	Response = 88698
2.900	Response = 189587
3.013	Response = 62317
3.390	Response = 55633

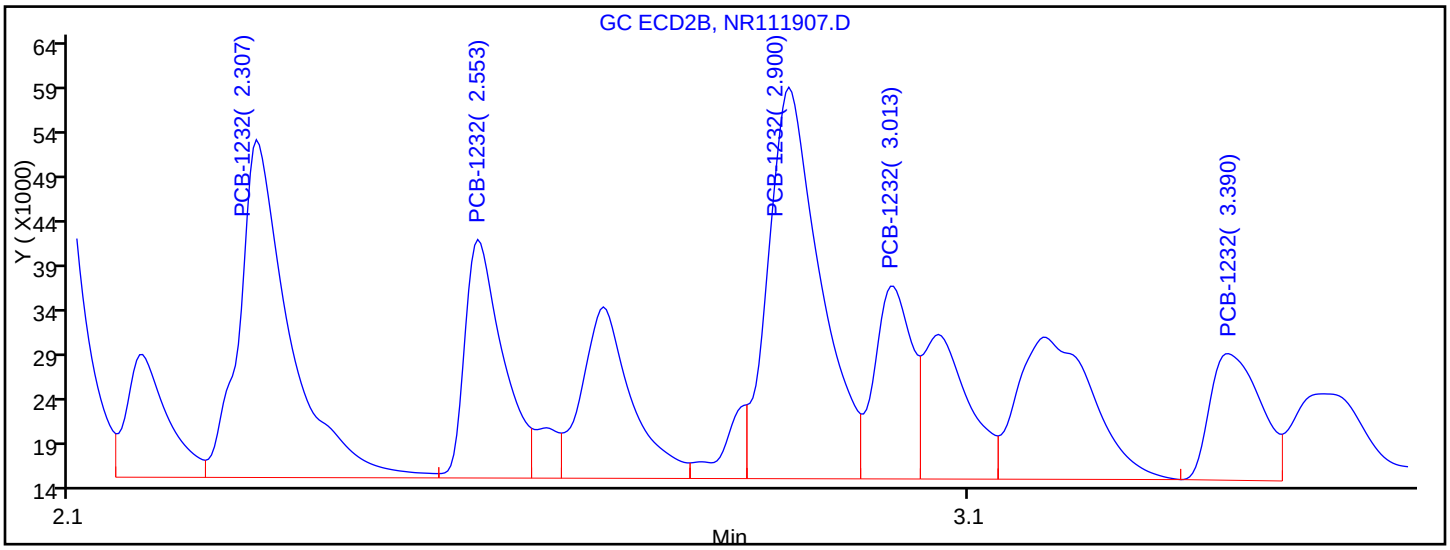

Manual Integration Results

2.307	Response = 147117	
2.553	Response = 77918	M
2.900	Response = 175151	M
3.013	Response = 62317	
3.390	Response = 55633	

Reviewer: patelji, 18-Dec-2016 15:28:35

Audit Action: Split an Integrated Peak Audit Reason: Peak not integrated

FORM VI
PCBS BY EXTERNAL STANDARD - INITIAL CALIBRATION DATA
RETENTION TIME SUMMARY

Lab Name: TestAmerica Edison Job No.: 460-127124-1 Analy Batch No.: 410318

SDG No.:

Instrument ID: CPESTGC6 GC Column: CLP-2 ID: 0.53(mm) Heated Purge: (Y/N) N

Calibration Start Date: 12/17/2016 21:00 Calibration End Date: 12/17/2016 21:00 Calibration ID: 59834

Calibration Files:

LEVEL:	LAB SAMPLE ID:	LAB FILE ID:
Level 1	IC 460-410318/20	NR111908.D

ANALYTE	LVL 1										RT WINDOW	AVG RT
PCB-1242 Peak 1	2.623										2.523 - 2.723	2.623
PCB-1242 Peak 2	2.940										2.840 - 3.040	2.940
PCB-1242 Peak 3	3.357										3.257 - 3.457	3.357
PCB-1242 Peak 4	3.507										3.407 - 3.607	3.507
PCB-1242 Peak 5	3.640										3.540 - 3.740	3.640

FORM VI
PCBS BY EXTERNAL STANDARD - INITIAL CALIBRATION DATA
CURVE EVALUATION

Lab Name: TestAmerica Edison Job No.: 460-127124-1 Analy Batch No.: 410318

SDG No.:

Instrument ID: CPESTGC6 GC Column: CLP-2 ID: 0.53(mm) Heated Purge: (Y/N) N

Calibration Start Date: 12/17/2016 21:00 Calibration End Date: 12/17/2016 21:00 Calibration ID: 59834

Calibration Files:

LEVEL:	LAB SAMPLE ID:	LAB FILE ID:
Level 1	IC 460-410318/20	NR111908.D

ANALYTE	CF				CURVE TYPE	COEFFICIENT			#	MIN CF	%RSD	#	MAX %RSD	R^2 OR COD	#	MIN R^2 OR COD
	LVL 1					B	M1	M2								
PCB-1242 Peak 1	30.277				Ave		30.2770000						10.0			
PCB-1242 Peak 2	57.777				Ave		57.7770000						10.0			
PCB-1242 Peak 3	109.24				Ave		109.242000						10.0			
PCB-1242 Peak 4	51.932				Ave		51.9320000						10.0			
PCB-1242 Peak 5	37.152				Ave		37.1520000						10.0			

Note: The m1 coefficient is the same as Ave CF for an Ave curve type.

FORM VI
PCBS BY EXTERNAL STANDARD - INITIAL CALIBRATION DATA
RESPONSE AND CONCENTRATION

Lab Name: TestAmerica Edison Job No.: 460-127124-1 Analy Batch No.: 410318

SDG No.:

Instrument ID: CPESTGC6 GC Column: CLP-2 ID: 0.53(mm) Heated Purge: (Y/N) N

Calibration Start Date: 12/17/2016 21:00 Calibration End Date: 12/17/2016 21:00 Calibration ID: 59834

Calibration Files:

LEVEL:	LAB SAMPLE ID:	LAB FILE ID:
Level 1	IC 460-410318/20	NR111908.D

ANALYTE	CURVE TYPE	RESPONSE					CONCENTRATION (UG/L)				
		LVL 1					LVL 1				
PCB-1242 Peak 1	Ave	30277					1000				
PCB-1242 Peak 2	Ave	57777					1000				
PCB-1242 Peak 3	Ave	109242					1000				
PCB-1242 Peak 4	Ave	51932					1000				
PCB-1242 Peak 5	Ave	37152					1000				

Curve Type Legend:
Ave = Average

TestAmerica Edison
Target Compound Quantitation Report

Data File: \\ChromNA\Edison\ChromData\CPESTGC6\20161217-49531.b\NR111908.D
Lims ID: IC 1242
Client ID:
Sample Type: ICRT Calib Level: 3
Inject. Date: 17-Dec-2016 21:00:11 ALS Bottle#: 20 Worklist Smp#: 20
Injection Vol: 1.0 ul Dil. Factor: 1.0000
Sample Info: 460-0049531-020
Operator ID: Instrument ID: CPESTGC6
Sublist: chrom-608GC6*sub28

Method: \\ChromNA\Edison\ChromData\CPESTGC6\20161217-49531.b\608GC6.m
Limit Group: GC 608 ICAL
Last Update: 18-Dec-2016 15:48:35 Calib Date: 17-Dec-2016 21:57:13
Integrator: Falcon
Quant Method: External Standard Quant By: Initial Calibration
Last ICal File: \\ChromNA\Edison\ChromData\CPESTGC6\20161217-49531.b\NR111912.D

Column 1 : Det: GC ECD1A
Column 2 : Det: GC ECD2B
Process Host: XAWRK027

First Level Reviewer: patelji Date: 18-Dec-2016 15:28:58

Col	RT (min.)	Exp RT (min.)	Dlt RT (min.)	Response	Cal Amt ug/l	OnCol Amt ug/l	Flags
40 PCB-1242							M
1	2.623	2.623	0.000	30277	1000.0	1000.0	
1	2.940	2.940	0.000	57777	1000.0	1000.0	
1	3.357	3.357	0.000	109242	1000.0	1000.0	
1	3.507	3.507	0.000	51932	1000.0	1000.0	
1	3.640	3.640	0.000	37152	1000.0	1000.0	
		Average of Peak Amounts =				1000.0	
2	2.310	2.310	0.000	80383	1000.0	1000.0	M
2	2.553	2.553	0.000	126014	1000.0	1000.0	M
2	2.897	2.897	0.000	277910	1000.0	1000.0	M
2	3.010	3.010	0.000	97151	1000.0	1000.0	M
2	3.383	3.383	0.000	101679	1000.0	1000.0	M
		Average of Peak Amounts =				1000.0	
					RPD =	0.00	

QC Flag Legend

Review Flags
M - Manually Integrated

Reagents:

SG1242L3_00027 Amount Added: 1.00 Units: mL

Report Date: 18-Dec-2016 15:48:35 Chrom Revision: 2.2 05-Dec-2016 12:37:22

TestAmerica Edison

Data File:	\\ChromNA\Edison\ChromData\CPESTGC6\20161217-49531.b\NR111908.D				
Injection Date:	17-Dec-2016 21:00:11	Instrument ID:	CPESTGC6	Operator ID:	
Lims ID:	IC 1242			Worklist Smp#:	20
Client ID:					
Injection Vol:	1.0 ul	Dil. Factor:	1.0000	ALS Bottle#:	20
Method:	608GC6	Limit Group:	GC 608 ICAL		

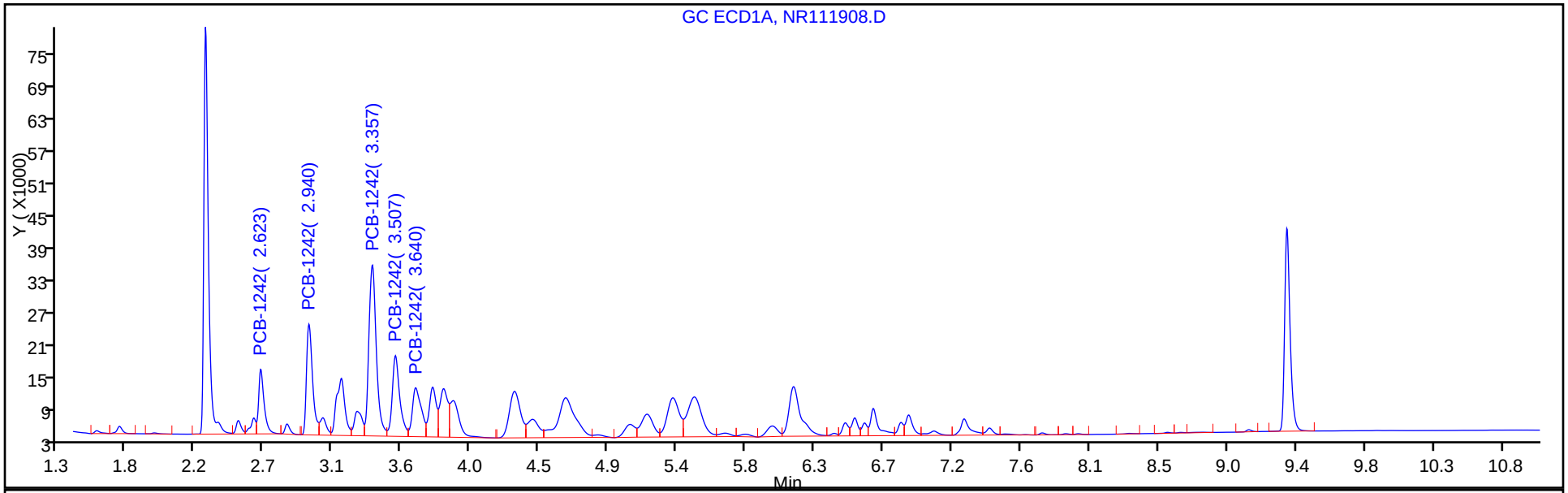

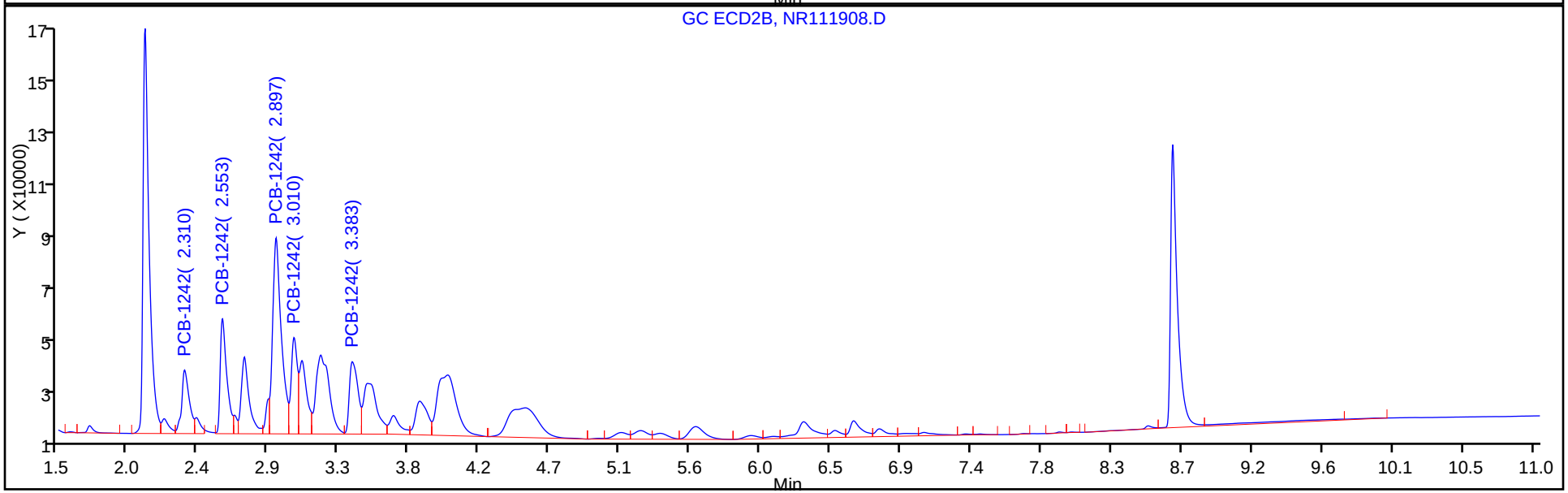

FORM VI
PCBS BY EXTERNAL STANDARD - INITIAL CALIBRATION DATA
RETENTION TIME SUMMARY

Lab Name: TestAmerica Edison Job No.: 460-127124-1 Analy Batch No.: 410318

SDG No.:

Instrument ID: CPESTGC6 GC Column: Rtx-CLP ID: 0.53(mm) Heated Purge: (Y/N) N

Calibration Start Date: 12/17/2016 21:00 Calibration End Date: 12/17/2016 21:00 Calibration ID: 59835

Calibration Files:

LEVEL:	LAB SAMPLE ID:	LAB FILE ID:
Level 1	IC 460-410318/20	NR111908.D

ANALYTE	LVL 1										RT WINDOW	AVG RT
PCB-1242 Peak 1	2.310										2.210 - 2.410	2.310
PCB-1242 Peak 2	2.553										2.453 - 2.653	2.553
PCB-1242 Peak 3	2.897										2.797 - 2.997	2.897
PCB-1242 Peak 4	3.010										2.910 - 3.110	3.010
PCB-1242 Peak 5	3.383										3.283 - 3.483	3.383

FORM VI
PCBS BY EXTERNAL STANDARD - INITIAL CALIBRATION DATA
CURVE EVALUATION

Lab Name: TestAmerica Edison Job No.: 460-127124-1 Analy Batch No.: 410318

SDG No.:

Instrument ID: CPESTGC6 GC Column: Rtx-CLP ID: 0.53(mm) Heated Purge: (Y/N) N

Calibration Start Date: 12/17/2016 21:00 Calibration End Date: 12/17/2016 21:00 Calibration ID: 59835

Calibration Files:

LEVEL:	LAB SAMPLE ID:	LAB FILE ID:
Level 1	IC 460-410318/20	NR111908.D

ANALYTE	CF				CURVE TYPE	COEFFICIENT			#	MIN CF	%RSD	#	MAX %RSD	R^2 OR COD	#	MIN R^2 OR COD
	LVL 1					B	M1	M2								
PCB-1242 Peak 1	80.383				Ave		80.3830000						10.0			
PCB-1242 Peak 2	126.01				Ave		126.014000						10.0			
PCB-1242 Peak 3	277.91				Ave		277.910000						10.0			
PCB-1242 Peak 4	97.151				Ave		97.1510000						10.0			
PCB-1242 Peak 5	101.68				Ave		101.679000						10.0			

Note: The m1 coefficient is the same as Ave CF for an Ave curve type.

FORM VI
PCBS BY EXTERNAL STANDARD - INITIAL CALIBRATION DATA
RESPONSE AND CONCENTRATION

Lab Name: TestAmerica Edison Job No.: 460-127124-1 Analy Batch No.: 410318

SDG No.:

Instrument ID: CPESTGC6 GC Column: Rtx-CLP ID: 0.53(mm) Heated Purge: (Y/N) N

Calibration Start Date: 12/17/2016 21:00 Calibration End Date: 12/17/2016 21:00 Calibration ID: 59835

Calibration Files:

LEVEL:	LAB SAMPLE ID:	LAB FILE ID:
Level 1	IC 460-410318/20	NR111908.D

ANALYTE	CURVE TYPE	RESPONSE					CONCENTRATION (UG/L)				
		LVL 1					LVL 1				
PCB-1242 Peak 1	Ave	80383					1000				
PCB-1242 Peak 2	Ave	126014					1000				
PCB-1242 Peak 3	Ave	277910					1000				
PCB-1242 Peak 4	Ave	97151					1000				
PCB-1242 Peak 5	Ave	101679					1000				

Curve Type Legend:

Ave = Average

TestAmerica Edison
Target Compound Quantitation Report

Data File: \\ChromNA\Edison\ChromData\CPESTGC6\20161217-49531.b\NR111908.D
Lims ID: IC 1242
Client ID:
Sample Type: ICRT Calib Level: 3
Inject. Date: 17-Dec-2016 21:00:11 ALS Bottle#: 20 Worklist Smp#: 20
Injection Vol: 1.0 ul Dil. Factor: 1.0000
Sample Info: 460-0049531-020
Operator ID: Instrument ID: CPESTGC6
Sublist: chrom-608GC6*sub28

Method: \\ChromNA\Edison\ChromData\CPESTGC6\20161217-49531.b\608GC6.m
Limit Group: GC 608 ICAL
Last Update: 18-Dec-2016 15:48:35 Calib Date: 17-Dec-2016 21:57:13
Integrator: Falcon
Quant Method: External Standard Quant By: Initial Calibration
Last ICal File: \\ChromNA\Edison\ChromData\CPESTGC6\20161217-49531.b\NR111912.D

Column 1 : Det: GC ECD1A
Column 2 : Det: GC ECD2B
Process Host: XAWRK027

First Level Reviewer: patelji Date: 18-Dec-2016 15:28:58

Col	RT (min.)	Exp RT (min.)	Dlt RT (min.)	Response	Cal Amt ug/l	OnCol Amt ug/l	Flags
40 PCB-1242							M
1	2.623	2.623	0.000	30277	1000.0	1000.0	
1	2.940	2.940	0.000	57777	1000.0	1000.0	
1	3.357	3.357	0.000	109242	1000.0	1000.0	
1	3.507	3.507	0.000	51932	1000.0	1000.0	
1	3.640	3.640	0.000	37152	1000.0	1000.0	
		Average of Peak Amounts =				1000.0	
2	2.310	2.310	0.000	80383	1000.0	1000.0	M
2	2.553	2.553	0.000	126014	1000.0	1000.0	M
2	2.897	2.897	0.000	277910	1000.0	1000.0	M
2	3.010	3.010	0.000	97151	1000.0	1000.0	M
2	3.383	3.383	0.000	101679	1000.0	1000.0	M
		Average of Peak Amounts =				1000.0	
					RPD =	0.00	

QC Flag Legend

Review Flags
M - Manually Integrated

Reagents:

SG1242L3_00027 Amount Added: 1.00 Units: mL

Report Date: 18-Dec-2016 15:48:36 Chrom Revision: 2.2 05-Dec-2016 12:37:22

TestAmerica Edison

Data File:	\\ChromNA\Edison\ChromData\CPESTGC6\20161217-49531.b\NR111908.D				
Injection Date:	17-Dec-2016 21:00:11	Instrument ID:	CPESTGC6	Operator ID:	
Lims ID:	IC 1242			Worklist Smp#:	20
Client ID:					
Injection Vol:	1.0 ul	Dil. Factor:	1.0000	ALS Bottle#:	20
Method:	608GC6	Limit Group:	GC 608 ICAL		

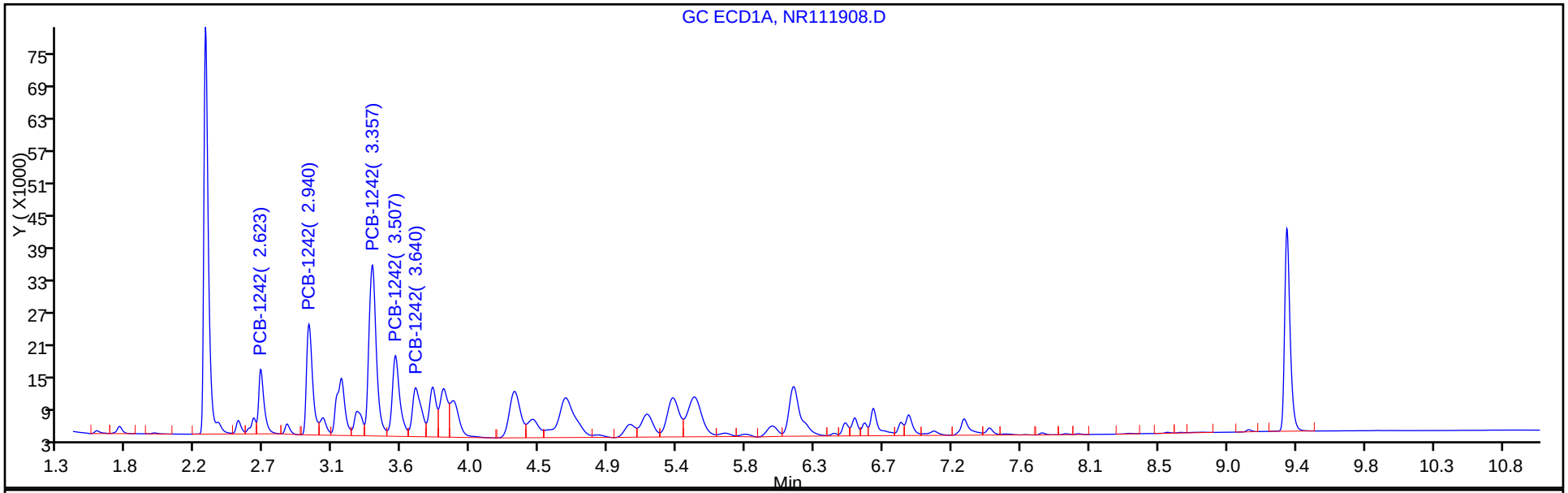

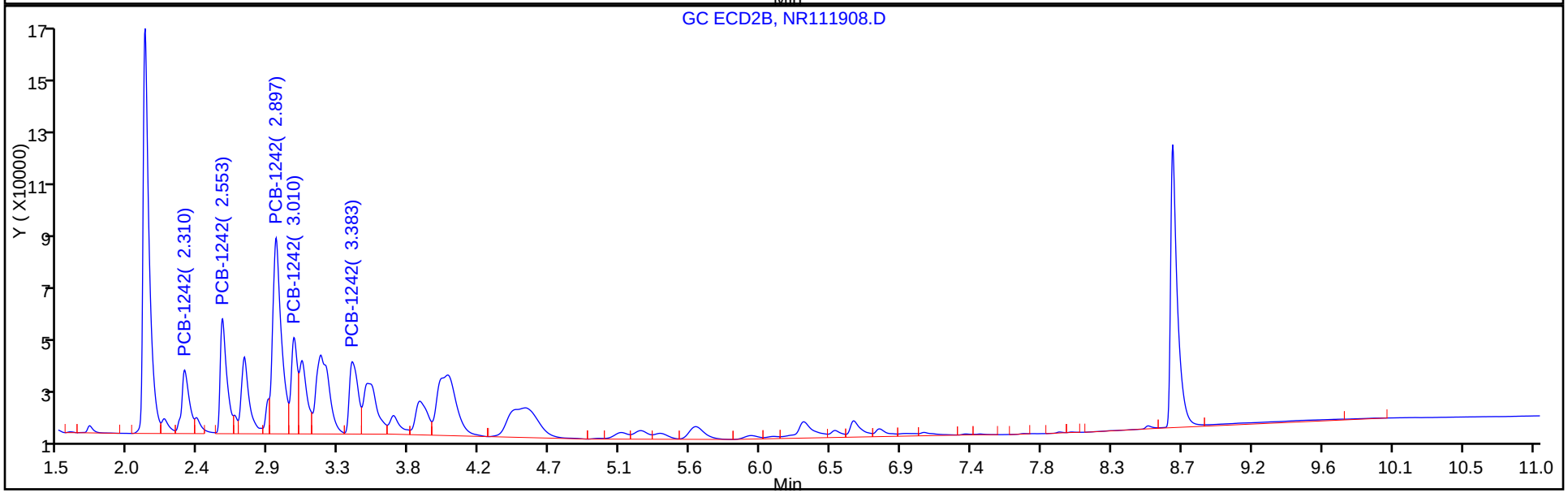

Report Date: 18-Dec-2016 15:48:36 Chrom Revision: 2.2 05-Dec-2016 12:37:22

TestAmerica Edison

Data File: \\ChromNA\Edison\ChromData\CPESTGC6\20161217-49531.b\NR111908.D

Injection Date: 17-Dec-2016 21:00:11 Instrument ID: CPESTGC6

Lims ID: IC 1242

Client ID:

Operator ID: ALS Bottle#: 20 Worklist Smp#: 20

Injection Vol: 1.0 ul Dil. Factor: 1.0000

Method: 608GC6 Limit Group: GC 608 ICAL

Column: Detector GC ECD2B

40 PCB-1242, CAS: 53469-21-9

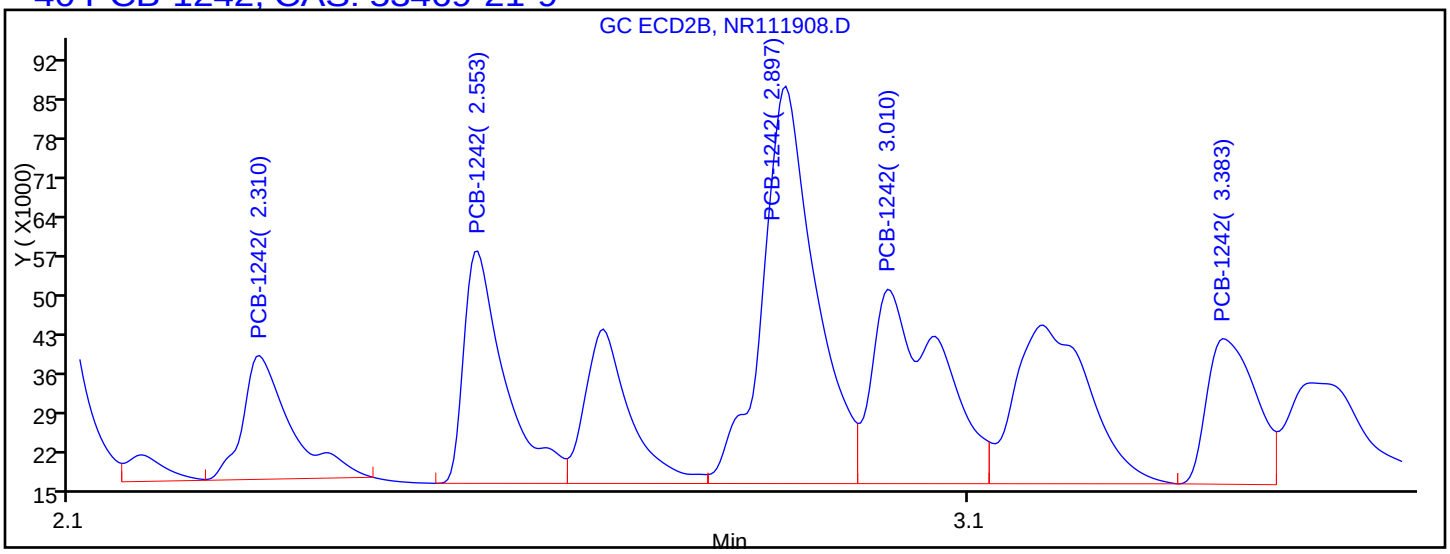

Processing Integration Results

2.310	Response = 82321
2.553	Response = 133581
2.897	Response = 294704
3.010	Response = 185227
3.383	Response = 99497

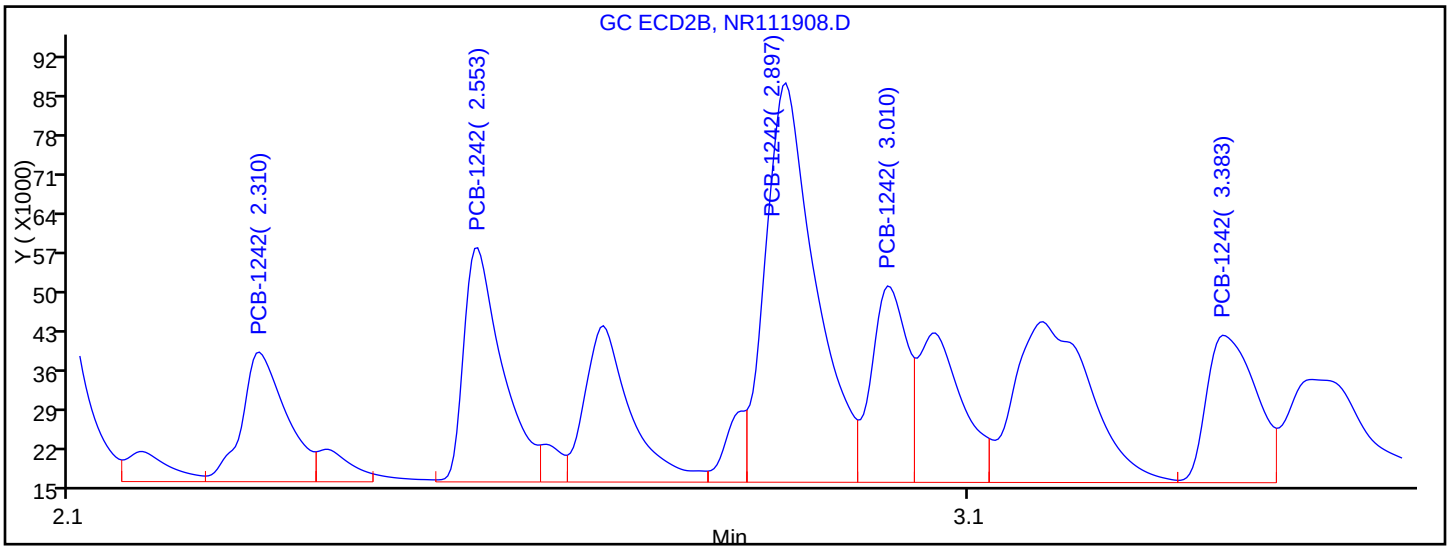

Manual Integration Results

2.310	Response = 80383	M
2.553	Response = 126014	M
2.897	Response = 277910	M
3.010	Response = 97151	M
3.383	Response = 101679	M

Reviewer: patelji, 18-Dec-2016 15:28:58

Audit Action: Assigned New Baseline Audit Reason: Peak not integrated

FORM VI
PCBS BY EXTERNAL STANDARD - INITIAL CALIBRATION DATA
RETENTION TIME SUMMARY

Lab Name: TestAmerica Edison Job No.: 460-127124-1 Analy Batch No.: 410318

SDG No.:

Instrument ID: CPESTGC6 GC Column: CLP-2 ID: 0.53(mm) Heated Purge: (Y/N) N

Calibration Start Date: 12/17/2016 21:14 Calibration End Date: 12/17/2016 21:14 Calibration ID: 59836

Calibration Files:

LEVEL:	LAB SAMPLE ID:	LAB FILE ID:
Level 1	IC 460-410318/21	NR111909.D

ANALYTE	LVL 1										RT WINDOW	AVG RT
PCB-1248 Peak 1	2.937										2.837 - 3.037	2.937
PCB-1248 Peak 2	3.353										3.253 - 3.453	3.353
PCB-1248 Peak 3	3.747										3.647 - 3.847	3.747
PCB-1248 Peak 4	5.317										5.217 - 5.417	5.317
PCB-1248 Peak 5	5.453										5.353 - 5.553	5.453

FORM VI
PCBS BY EXTERNAL STANDARD - INITIAL CALIBRATION DATA
CURVE EVALUATION

Lab Name: TestAmerica Edison Job No.: 460-127124-1 Analy Batch No.: 410318

SDG No.:

Instrument ID: CPESTGC6 GC Column: CLP-2 ID: 0.53(mm) Heated Purge: (Y/N) N

Calibration Start Date: 12/17/2016 21:14 Calibration End Date: 12/17/2016 21:14 Calibration ID: 59836

Calibration Files:

LEVEL:	LAB SAMPLE ID:	LAB FILE ID:
Level 1	IC 460-410318/21	NR111909.D

ANALYTE	CF				CURVE TYPE	COEFFICIENT			#	MIN CF	%RSD	#	MAX %RSD	R^2 OR COD	#	MIN R^2 OR COD
	LVL 1					B	M1	M2								
PCB-1248 Peak 1	32.490				Ave		32.4900000						10.0			
PCB-1248 Peak 2	72.971				Ave		72.9710000						10.0			
PCB-1248 Peak 3	51.102				Ave		51.1020000						10.0			
PCB-1248 Peak 4	70.128				Ave		70.1280000						10.0			
PCB-1248 Peak 5	82.990				Ave		82.9900000						10.0			

Note: The m1 coefficient is the same as Ave CF for an Ave curve type.

FORM VI
PCBS BY EXTERNAL STANDARD - INITIAL CALIBRATION DATA
RESPONSE AND CONCENTRATION

Lab Name: TestAmerica Edison Job No.: 460-127124-1 Analy Batch No.: 410318

SDG No.:

Instrument ID: CPESTGC6 GC Column: CLP-2 ID: 0.53(mm) Heated Purge: (Y/N) N

Calibration Start Date: 12/17/2016 21:14 Calibration End Date: 12/17/2016 21:14 Calibration ID: 59836

Calibration Files:

LEVEL:	LAB SAMPLE ID:	LAB FILE ID:
Level 1	IC 460-410318/21	NR111909.D

ANALYTE	CURVE TYPE	RESPONSE					CONCENTRATION (UG/L)				
		LVL 1					LVL 1				
PCB-1248 Peak 1	Ave	32490					1000				
PCB-1248 Peak 2	Ave	72971					1000				
PCB-1248 Peak 3	Ave	51102					1000				
PCB-1248 Peak 4	Ave	70128					1000				
PCB-1248 Peak 5	Ave	82990					1000				

Curve Type Legend:

Ave = Average

TestAmerica Edison
Target Compound Quantitation Report

Data File: \\ChromNA\Edison\ChromData\CPESTGC6\20161217-49531.b\NR111909.D
Lims ID: IC 1248
Client ID:
Sample Type: ICRT Calib Level: 3
Inject. Date: 17-Dec-2016 21:14:25 ALS Bottle#: 21 Worklist Smp#: 21
Injection Vol: 1.0 ul Dil. Factor: 1.0000
Sample Info: 460-0049531-021
Operator ID: Instrument ID: CPESTGC6
Sublist: chrom-608GC6*sub29

Method: \\ChromNA\Edison\ChromData\CPESTGC6\20161217-49531.b\608GC6.m
Limit Group: GC 608 ICAL
Last Update: 18-Dec-2016 15:48:36 Calib Date: 17-Dec-2016 21:57:13
Integrator: Falcon
Quant Method: External Standard Quant By: Initial Calibration
Last ICal File: \\ChromNA\Edison\ChromData\CPESTGC6\20161217-49531.b\NR111912.D

Column 1 : Det: GC ECD1A
Column 2 : Det: GC ECD2B
Process Host: XAWRK027

First Level Reviewer: patelji Date: 18-Dec-2016 15:29:10

Col	RT (min.)	Exp RT (min.)	Dlt RT (min.)	Response	Cal Amt ug/l	OnCol Amt ug/l	Flags
35 PCB-1248							
1	2.937	2.937	0.000	32490	1000.0	1000.0	
1	3.353	3.353	0.000	72971	1000.0	1000.0	
1	3.747	3.747	0.000	51102	1000.0	1000.0	
1	5.317	5.317	0.000	70128	1000.0	1000.0	
1	5.453	5.453	0.000	82990	1000.0	1000.0	
		Average of Peak Amounts =				1000.0	
2	2.553	2.553	0.000	70545	1000.0	1000.0	
2	2.900	2.900	0.000	189644	1000.0	1000.0	
2	3.180	3.180	0.000	245733	1000.0	1000.0	
2	3.383	3.383	0.000	148864	1000.0	1000.0	
2	3.480	3.480	0.000	152508	1000.0	1000.0	
		Average of Peak Amounts =				1000.0	
						RPD = 0.00	

Reagents:

SG1248L3_00026 Amount Added: 1.00 Units: mL

Report Date: 18-Dec-2016 15:48:37 Chrom Revision: 2.2 05-Dec-2016 12:37:22

TestAmerica Edison

Data File:	\\ChromNA\Edison\ChromData\CPESTGC6\20161217-49531.b\NR111909.D				
Injection Date:	17-Dec-2016 21:14:25	Instrument ID:	CPESTGC6	Operator ID:	
Lims ID:	IC 1248			Worklist Smp#:	21
Client ID:					
Injection Vol:	1.0 ul	Dil. Factor:	1.0000	ALS Bottle#:	21
Method:	608GC6	Limit Group:	GC 608 ICAL		

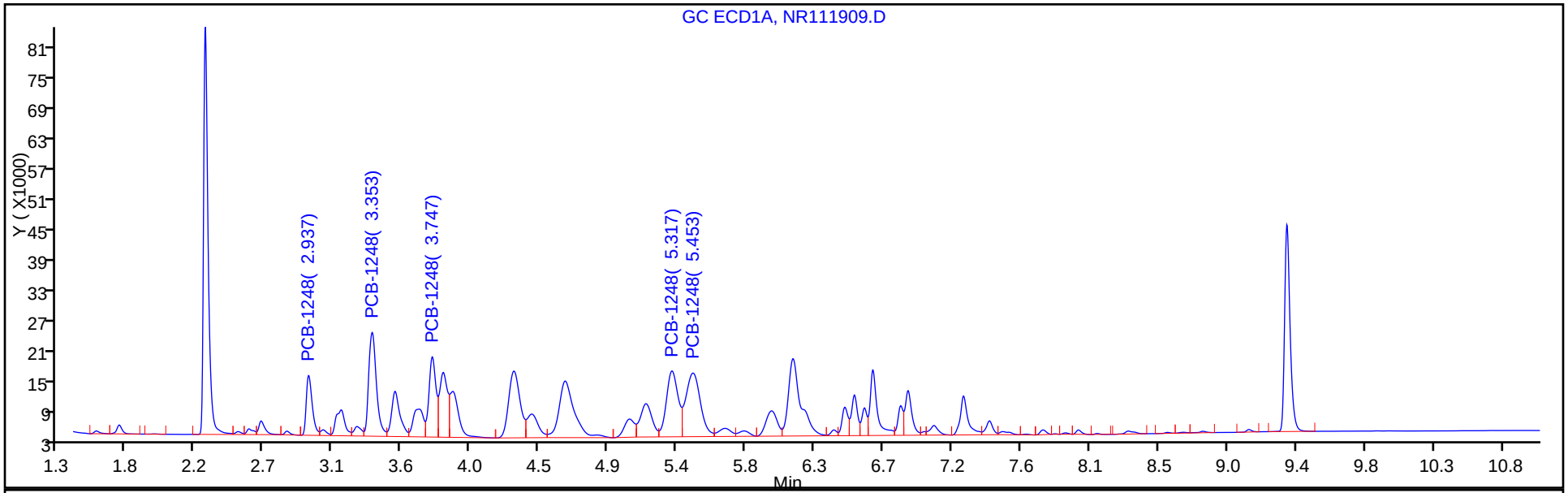

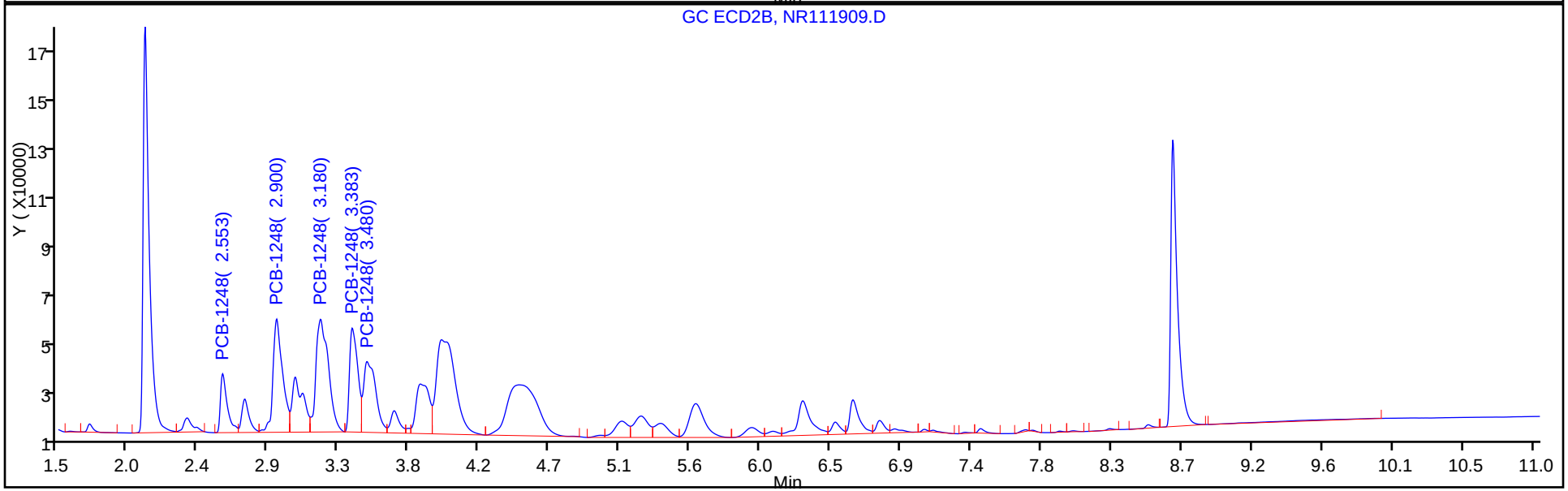

FORM VI
PCBS BY EXTERNAL STANDARD - INITIAL CALIBRATION DATA
RETENTION TIME SUMMARY

Lab Name: TestAmerica Edison Job No.: 460-127124-1 Analy Batch No.: 410318

SDG No.:

Instrument ID: CPESTGC6 GC Column: Rtx-CLP ID: 0.53(mm) Heated Purge: (Y/N) N

Calibration Start Date: 12/17/2016 21:14 Calibration End Date: 12/17/2016 21:14 Calibration ID: 59837

Calibration Files:

LEVEL:	LAB SAMPLE ID:	LAB FILE ID:
Level 1	IC 460-410318/21	NR111909.D

ANALYTE	LVL 1										RT WINDOW	AVG RT
PCB-1248 Peak 1	2.553										2.453 - 2.653	2.553
PCB-1248 Peak 2	2.900										2.800 - 3.000	2.900
PCB-1248 Peak 3	3.180										3.080 - 3.280	3.180
PCB-1248 Peak 4	3.383										3.283 - 3.483	3.383
PCB-1248 Peak 5	3.480										3.380 - 3.580	3.480

FORM VI
PCBS BY EXTERNAL STANDARD - INITIAL CALIBRATION DATA
CURVE EVALUATION

Lab Name: TestAmerica Edison Job No.: 460-127124-1 Analy Batch No.: 410318

SDG No.:

Instrument ID: CPESTGC6 GC Column: Rtx-CLP ID: 0.53(mm) Heated Purge: (Y/N) N

Calibration Start Date: 12/17/2016 21:14 Calibration End Date: 12/17/2016 21:14 Calibration ID: 59837

Calibration Files:

LEVEL:	LAB SAMPLE ID:	LAB FILE ID:
Level 1	IC 460-410318/21	NR111909.D

ANALYTE	CF				CURVE TYPE	COEFFICIENT			#	MIN CF	%RSD	#	MAX %RSD	R^2 OR COD	#	MIN R^2 OR COD
	LVL 1					B	M1	M2								
PCB-1248 Peak 1	70.545				Ave		70.5450000						10.0			
PCB-1248 Peak 2	189.64				Ave		189.644000						10.0			
PCB-1248 Peak 3	245.73				Ave		245.733000						10.0			
PCB-1248 Peak 4	148.86				Ave		148.864000						10.0			
PCB-1248 Peak 5	152.51				Ave		152.508000						10.0			

Note: The m1 coefficient is the same as Ave CF for an Ave curve type.

FORM VI
PCBS BY EXTERNAL STANDARD - INITIAL CALIBRATION DATA
RESPONSE AND CONCENTRATION

Lab Name: TestAmerica Edison Job No.: 460-127124-1 Analy Batch No.: 410318

SDG No.:

Instrument ID: CPESTGC6 GC Column: Rtx-CLP ID: 0.53(mm) Heated Purge: (Y/N) N

Calibration Start Date: 12/17/2016 21:14 Calibration End Date: 12/17/2016 21:14 Calibration ID: 59837

Calibration Files:

LEVEL:	LAB SAMPLE ID:	LAB FILE ID:
Level 1	IC 460-410318/21	NR111909.D

ANALYTE	CURVE TYPE	RESPONSE					CONCENTRATION (UG/L)				
		LVL 1					LVL 1				
PCB-1248 Peak 1	Ave	70545					1000				
PCB-1248 Peak 2	Ave	189644					1000				
PCB-1248 Peak 3	Ave	245733					1000				
PCB-1248 Peak 4	Ave	148864					1000				
PCB-1248 Peak 5	Ave	152508					1000				

Curve Type Legend:
Ave = Average

TestAmerica Edison
Target Compound Quantitation Report

Data File: \\ChromNA\Edison\ChromData\CPESTGC6\20161217-49531.b\NR111909.D
Lims ID: IC 1248
Client ID:
Sample Type: ICRT Calib Level: 3
Inject. Date: 17-Dec-2016 21:14:25 ALS Bottle#: 21 Worklist Smp#: 21
Injection Vol: 1.0 ul Dil. Factor: 1.0000
Sample Info: 460-0049531-021
Operator ID: Instrument ID: CPESTGC6
Sublist: chrom-608GC6*sub29

Method: \\ChromNA\Edison\ChromData\CPESTGC6\20161217-49531.b\608GC6.m
Limit Group: GC 608 ICAL
Last Update: 18-Dec-2016 15:48:36 Calib Date: 17-Dec-2016 21:57:13
Integrator: Falcon
Quant Method: External Standard Quant By: Initial Calibration
Last ICal File: \\ChromNA\Edison\ChromData\CPESTGC6\20161217-49531.b\NR111912.D

Column 1 : Det: GC ECD1A
Column 2 : Det: GC ECD2B
Process Host: XAWRK027

First Level Reviewer: patelji Date: 18-Dec-2016 15:29:10

Col	RT (min.)	Exp RT (min.)	Dlt RT (min.)	Response	Cal Amt ug/l	OnCol Amt ug/l	Flags
35 PCB-1248							
1	2.937	2.937	0.000	32490	1000.0	1000.0	
1	3.353	3.353	0.000	72971	1000.0	1000.0	
1	3.747	3.747	0.000	51102	1000.0	1000.0	
1	5.317	5.317	0.000	70128	1000.0	1000.0	
1	5.453	5.453	0.000	82990	1000.0	1000.0	
		Average of Peak Amounts =				1000.0	
2	2.553	2.553	0.000	70545	1000.0	1000.0	
2	2.900	2.900	0.000	189644	1000.0	1000.0	
2	3.180	3.180	0.000	245733	1000.0	1000.0	
2	3.383	3.383	0.000	148864	1000.0	1000.0	
2	3.480	3.480	0.000	152508	1000.0	1000.0	
		Average of Peak Amounts =				1000.0	
						RPD = 0.00	

Reagents:

SG1248L3_00026 Amount Added: 1.00 Units: mL

Report Date: 18-Dec-2016 15:48:37 Chrom Revision: 2.2 05-Dec-2016 12:37:22

TestAmerica Edison

Data File:	\\ChromNA\Edison\ChromData\CPESTGC6\20161217-49531.b\NR111909.D				
Injection Date:	17-Dec-2016 21:14:25	Instrument ID:	CPESTGC6	Operator ID:	
Lims ID:	IC 1248			Worklist Smp#:	21
Client ID:					
Injection Vol:	1.0 ul	Dil. Factor:	1.0000	ALS Bottle#:	21
Method:	608GC6	Limit Group:	GC 608 ICAL		

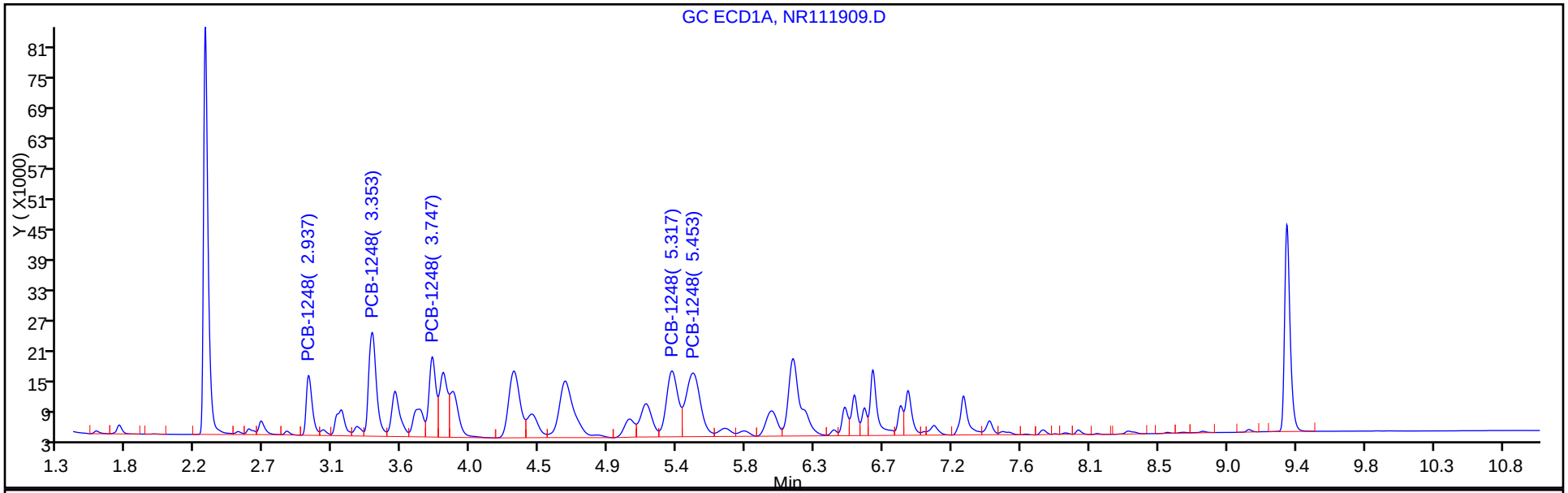

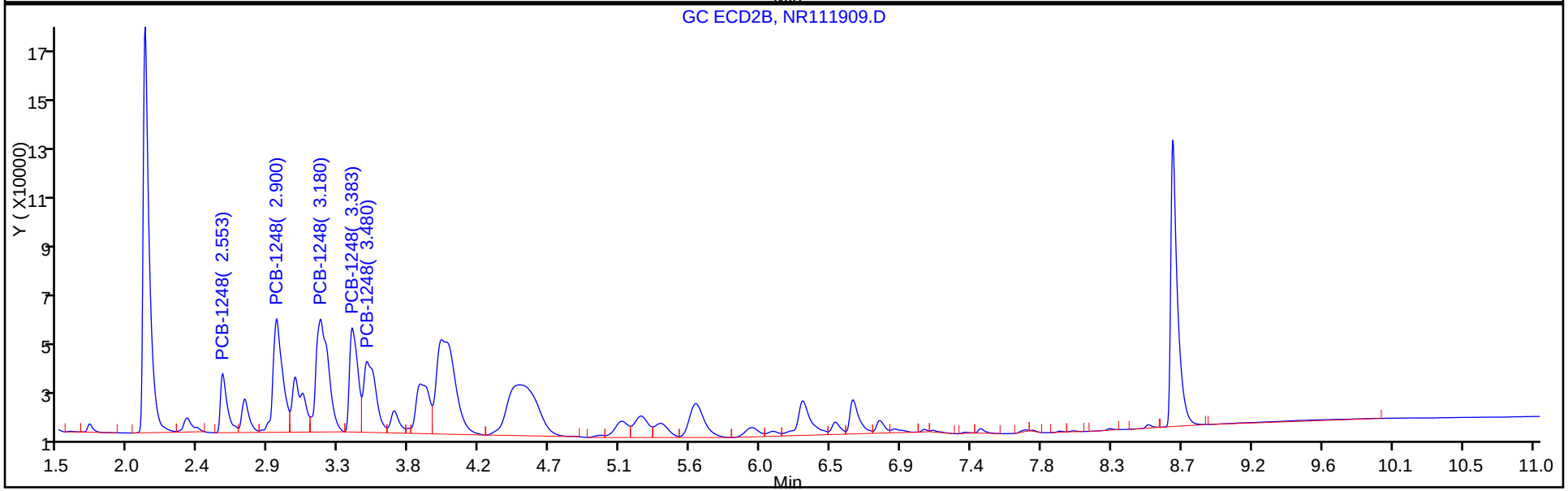

FORM VI
PCBS BY EXTERNAL STANDARD - INITIAL CALIBRATION DATA
RETENTION TIME SUMMARY

Lab Name: TestAmerica Edison Job No.: 460-127124-1 Analy Batch No.: 410318

SDG No.:

Instrument ID: CPESTGC6 GC Column: CLP-2 ID: 0.53(mm) Heated Purge: (Y/N) N

Calibration Start Date: 12/17/2016 21:28 Calibration End Date: 12/17/2016 21:28 Calibration ID: 59838

Calibration Files:

LEVEL:	LAB SAMPLE ID:	LAB FILE ID:
Level 1	IC 460-410318/22	NR111910.D

ANALYTE	LVL 1										RT WINDOW	AVG RT
PCB-1254 Peak 1	6.510										6.410 - 6.610	6.510
PCB-1254 Peak 2	6.630										6.530 - 6.730	6.630
PCB-1254 Peak 3	7.030										6.930 - 7.130	7.030
PCB-1254 Peak 4	7.213										7.113 - 7.313	7.213
PCB-1254 Peak 5	7.390										7.290 - 7.490	7.390

FORM VI
PCBS BY EXTERNAL STANDARD - INITIAL CALIBRATION DATA
CURVE EVALUATION

Lab Name: TestAmerica Edison Job No.: 460-127124-1 Analy Batch No.: 410318

SDG No.:

Instrument ID: CPESTGC6 GC Column: CLP-2 ID: 0.53(mm) Heated Purge: (Y/N) N

Calibration Start Date: 12/17/2016 21:28 Calibration End Date: 12/17/2016 21:28 Calibration ID: 59838

Calibration Files:

LEVEL:	LAB SAMPLE ID:	LAB FILE ID:
Level 1	IC 460-410318/22	NR111910.D

ANALYTE	CF				CURVE TYPE	COEFFICIENT			#	MIN CF	%RSD	#	MAX %RSD	R^2 OR COD	#	MIN R^2 OR COD
	LVL 1					B	M1	M2								
PCB-1254 Peak 1	56.431				Ave		56.4310000						10.0			
PCB-1254 Peak 2	114.43				Ave		114.431000						10.0			
PCB-1254 Peak 3	52.367				Ave		52.3670000						10.0			
PCB-1254 Peak 4	82.093				Ave		82.0930000						10.0			
PCB-1254 Peak 5	103.84				Ave		103.843000						10.0			

Note: The m1 coefficient is the same as Ave CF for an Ave curve type.

FORM VI
PCBS BY EXTERNAL STANDARD - INITIAL CALIBRATION DATA
RESPONSE AND CONCENTRATION

Lab Name: TestAmerica Edison Job No.: 460-127124-1 Analy Batch No.: 410318

SDG No.:

Instrument ID: CPESTGC6 GC Column: CLP-2 ID: 0.53(mm) Heated Purge: (Y/N) N

Calibration Start Date: 12/17/2016 21:28 Calibration End Date: 12/17/2016 21:28 Calibration ID: 59838

Calibration Files:

LEVEL:	LAB SAMPLE ID:	LAB FILE ID:
Level 1	IC 460-410318/22	NR111910.D

ANALYTE	CURVE TYPE	RESPONSE					CONCENTRATION (UG/L)				
		LVL 1					LVL 1				
PCB-1254 Peak 1	Ave	56431					1000				
PCB-1254 Peak 2	Ave	114431					1000				
PCB-1254 Peak 3	Ave	52367					1000				
PCB-1254 Peak 4	Ave	82093					1000				
PCB-1254 Peak 5	Ave	103843					1000				

Curve Type Legend:
Ave = Average

TestAmerica Edison
Target Compound Quantitation Report

Data File: \\ChromNA\Edison\ChromData\CPESTGC6\20161217-49531.b\NR111910.D
Lims ID: IC 1254
Client ID:
Sample Type: ICRT Calib Level: 3
Inject. Date: 17-Dec-2016 21:28:42 ALS Bottle#: 22 Worklist Smp#: 22
Injection Vol: 1.0 ul Dil. Factor: 1.0000
Sample Info: 460-0049531-022
Operator ID: Instrument ID: CPESTGC6
Sublist: chrom-608GC6*sub30

Method: \\ChromNA\Edison\ChromData\CPESTGC6\20161217-49531.b\608GC6.m
Limit Group: GC 608 ICAL
Last Update: 18-Dec-2016 15:48:38 Calib Date: 17-Dec-2016 21:57:13
Integrator: Falcon
Quant Method: External Standard Quant By: Initial Calibration
Last ICal File: \\ChromNA\Edison\ChromData\CPESTGC6\20161217-49531.b\NR111912.D

Column 1 : Det: GC ECD1A
Column 2 : Det: GC ECD2B
Process Host: XAWRK027

First Level Reviewer: patelji Date: 18-Dec-2016 15:29:40

Col	RT (min.)	Exp RT (min.)	Dlt RT (min.)	Response	Cal Amt ug/l	OnCol Amt ug/l	Flags
39 PCB-1254							M
1	6.510	6.510	0.000	56431	1000.0	1000.0	
1	6.630	6.630	0.000	114431	1000.0	1000.0	
1	7.030	7.030	0.000	52367	1000.0	1000.0	
1	7.213	7.213	0.000	82093	1000.0	1000.0	
1	7.390	7.390	0.000	103843	1000.0	1000.0	
		Average of Peak Amounts =				1000.0	
2	5.227	5.227	0.000	166768	1000.0	1000.0	a
2	5.573	5.573	0.000	284894	1000.0	1000.0	a
2	6.257	6.257	0.000	212751	1000.0	1000.0	
2	6.473	6.473	0.000	171651	1000.0	1000.0	a
2	6.753	6.753	0.000	234525	1000.0	1000.0	M
		Average of Peak Amounts =				1000.0	
					RPD =	0.00	

QC Flag Legend

Review Flags
M - Manually Integrated

Reagents:

SG1254L3_00028 Amount Added: 1.00 Units: mL

Report Date: 18-Dec-2016 15:48:38 Chrom Revision: 2.2 05-Dec-2016 12:37:22

TestAmerica Edison

Data File:	\\ChromNA\Edison\ChromData\CPESTGC6\20161217-49531.b\NR111910.D				
Injection Date:	17-Dec-2016 21:28:42	Instrument ID:	CPESTGC6	Operator ID:	
Lims ID:	IC 1254			Worklist Smp#:	22
Client ID:					
Injection Vol:	1.0 ul	Dil. Factor:	1.0000	ALS Bottle#:	22
Method:	608GC6	Limit Group:	GC 608 ICAL		

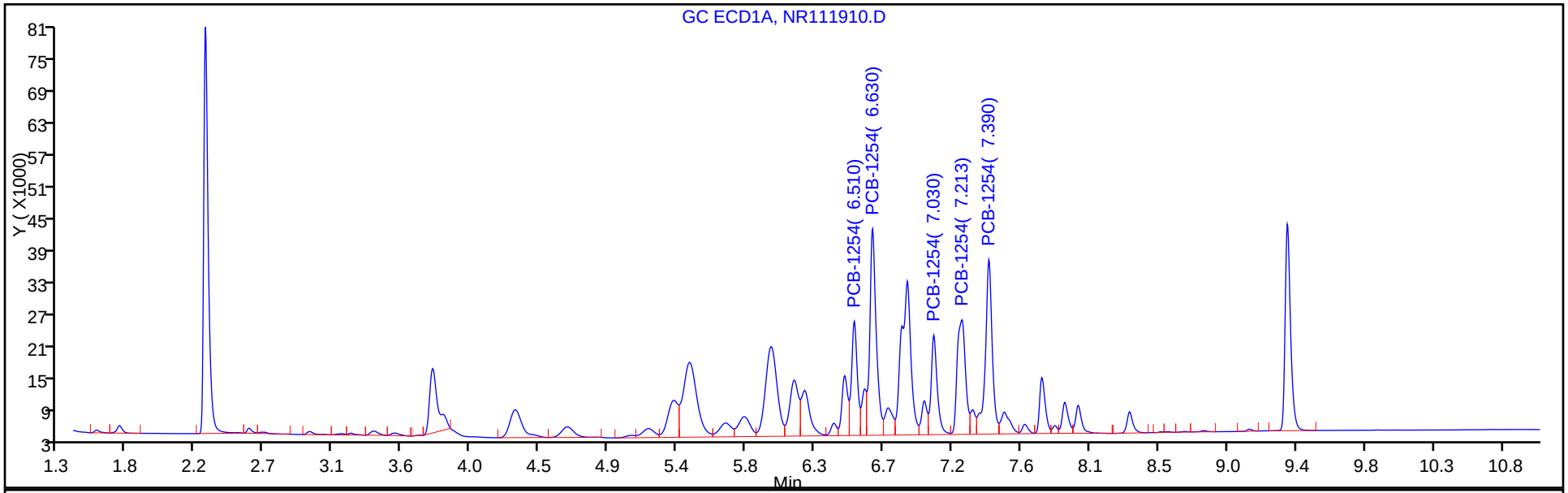

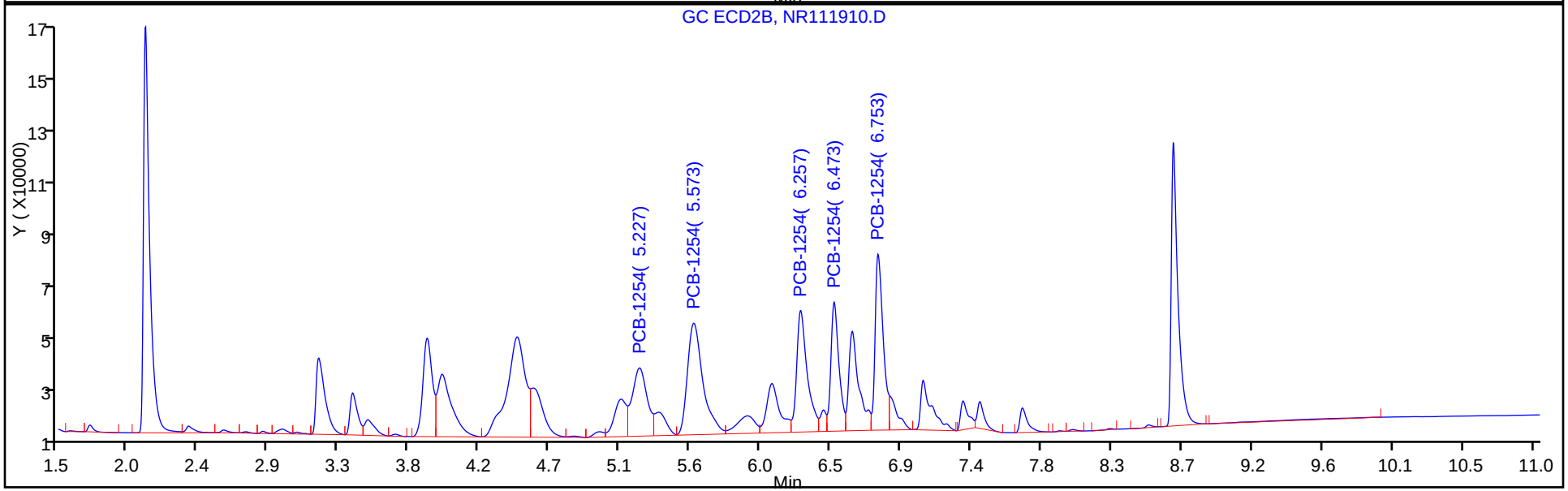

FORM VI
PCBS BY EXTERNAL STANDARD - INITIAL CALIBRATION DATA
RETENTION TIME SUMMARY

Lab Name: TestAmerica Edison Job No.: 460-127124-1 Analy Batch No.: 410318

SDG No.:

Instrument ID: CPESTGC6 GC Column: Rtx-CLP ID: 0.53(mm) Heated Purge: (Y/N) N

Calibration Start Date: 12/17/2016 21:28 Calibration End Date: 12/17/2016 21:28 Calibration ID: 59839

Calibration Files:

LEVEL:	LAB SAMPLE ID:	LAB FILE ID:
Level 1	IC 460-410318/22	NR111910.D

ANALYTE	LVL 1										RT WINDOW	AVG RT
PCB-1254 Peak 1	5.227										5.127 - 5.327	5.227
PCB-1254 Peak 2	5.573										5.473 - 5.673	5.573
PCB-1254 Peak 3	6.257										6.157 - 6.357	6.257
PCB-1254 Peak 4	6.473										6.373 - 6.573	6.473
PCB-1254 Peak 5	6.753										6.653 - 6.853	6.753

FORM VI
PCBS BY EXTERNAL STANDARD - INITIAL CALIBRATION DATA
CURVE EVALUATION

Lab Name: TestAmerica Edison Job No.: 460-127124-1 Analy Batch No.: 410318

SDG No.:

Instrument ID: CPESTGC6 GC Column: Rtx-CLP ID: 0.53(mm) Heated Purge: (Y/N) N

Calibration Start Date: 12/17/2016 21:28 Calibration End Date: 12/17/2016 21:28 Calibration ID: 59839

Calibration Files:

LEVEL:	LAB SAMPLE ID:	LAB FILE ID:
Level 1	IC 460-410318/22	NR111910.D

ANALYTE	CF				CURVE TYPE	COEFFICIENT			#	MIN CF	%RSD	#	MAX %RSD	R^2 OR COD	#	MIN R^2 OR COD
	LVL 1					B	M1	M2								
PCB-1254 Peak 1	166.77				Ave		166.768000						10.0			
PCB-1254 Peak 2	284.89				Ave		284.894000						10.0			
PCB-1254 Peak 3	212.75				Ave		212.751000						10.0			
PCB-1254 Peak 4	171.65				Ave		171.651000						10.0			
PCB-1254 Peak 5	234.53				Ave		234.525000						10.0			

Note: The m1 coefficient is the same as Ave CF for an Ave curve type.

FORM VI
PCBS BY EXTERNAL STANDARD - INITIAL CALIBRATION DATA
RESPONSE AND CONCENTRATION

Lab Name: TestAmerica Edison Job No.: 460-127124-1 Analy Batch No.: 410318

SDG No.:

Instrument ID: CPESTGC6 GC Column: Rtx-CLP ID: 0.53(mm) Heated Purge: (Y/N) N

Calibration Start Date: 12/17/2016 21:28 Calibration End Date: 12/17/2016 21:28 Calibration ID: 59839

Calibration Files:

LEVEL:	LAB SAMPLE ID:	LAB FILE ID:
Level 1	IC 460-410318/22	NR111910.D

ANALYTE	CURVE TYPE	RESPONSE					CONCENTRATION (UG/L)				
		LVL 1					LVL 1				
PCB-1254 Peak 1	Ave	166768					1000				
PCB-1254 Peak 2	Ave	284894					1000				
PCB-1254 Peak 3	Ave	212751					1000				
PCB-1254 Peak 4	Ave	171651					1000				
PCB-1254 Peak 5	Ave	234525					1000				

Curve Type Legend:
Ave = Average

TestAmerica Edison
Target Compound Quantitation Report

Data File: \\ChromNA\Edison\ChromData\CPESTGC6\20161217-49531.b\NR111910.D
Lims ID: IC 1254
Client ID:
Sample Type: ICRT Calib Level: 3
Inject. Date: 17-Dec-2016 21:28:42 ALS Bottle#: 22 Worklist Smp#: 22
Injection Vol: 1.0 ul Dil. Factor: 1.0000
Sample Info: 460-0049531-022
Operator ID: Instrument ID: CPESTGC6
Sublist: chrom-608GC6*sub30

Method: \\ChromNA\Edison\ChromData\CPESTGC6\20161217-49531.b\608GC6.m
Limit Group: GC 608 ICAL
Last Update: 18-Dec-2016 15:48:38 Calib Date: 17-Dec-2016 21:57:13
Integrator: Falcon
Quant Method: External Standard Quant By: Initial Calibration
Last ICal File: \\ChromNA\Edison\ChromData\CPESTGC6\20161217-49531.b\NR111912.D

Column 1 : Det: GC ECD1A
Column 2 : Det: GC ECD2B
Process Host: XAWRK027

First Level Reviewer: patelji Date: 18-Dec-2016 15:29:40

Col	RT (min.)	Exp RT (min.)	Dlt RT (min.)	Response	Cal Amt ug/l	OnCol Amt ug/l	Flags
39 PCB-1254							M
1	6.510	6.510	0.000	56431	1000.0	1000.0	
1	6.630	6.630	0.000	114431	1000.0	1000.0	
1	7.030	7.030	0.000	52367	1000.0	1000.0	
1	7.213	7.213	0.000	82093	1000.0	1000.0	
1	7.390	7.390	0.000	103843	1000.0	1000.0	
		Average of Peak Amounts =				1000.0	
2	5.227	5.227	0.000	166768	1000.0	1000.0	a
2	5.573	5.573	0.000	284894	1000.0	1000.0	a
2	6.257	6.257	0.000	212751	1000.0	1000.0	
2	6.473	6.473	0.000	171651	1000.0	1000.0	a
2	6.753	6.753	0.000	234525	1000.0	1000.0	M
		Average of Peak Amounts =				1000.0	
					RPD =	0.00	

QC Flag Legend

Review Flags
M - Manually Integrated

Reagents:

SG1254L3_00028 Amount Added: 1.00 Units: mL

Report Date: 18-Dec-2016 15:48:38 Chrom Revision: 2.2 05-Dec-2016 12:37:22

TestAmerica Edison

Data File:	\\ChromNA\Edison\ChromData\CPESTGC6\20161217-49531.b\NR111910.D				
Injection Date:	17-Dec-2016 21:28:42	Instrument ID:	CPESTGC6	Operator ID:	
Lims ID:	IC 1254			Worklist Smp#:	22
Client ID:					
Injection Vol:	1.0 ul	Dil. Factor:	1.0000	ALS Bottle#:	22
Method:	608GC6	Limit Group:	GC 608 ICAL		

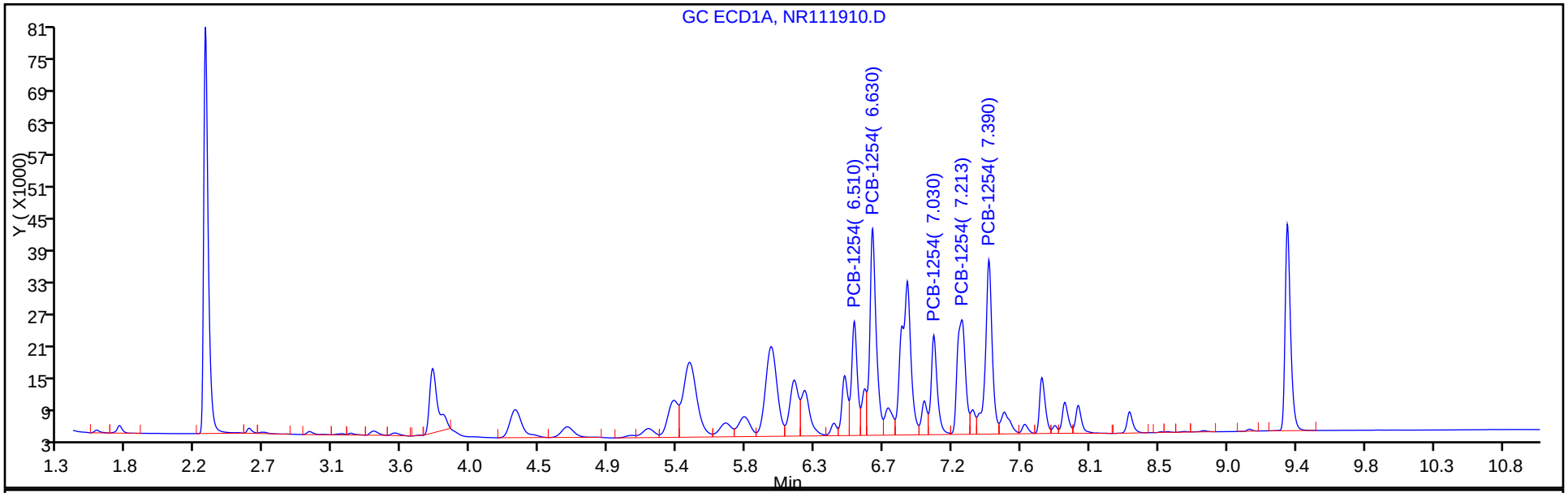

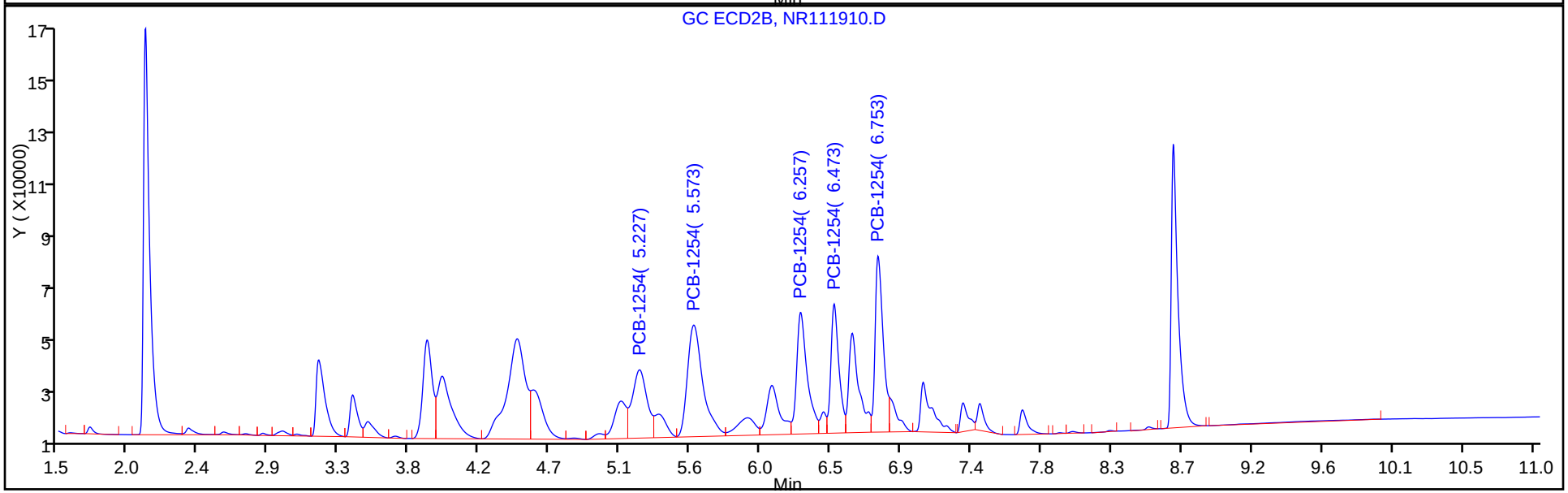

Report Date: 18-Dec-2016 15:48:38 Chrom Revision: 2.2 05-Dec-2016 12:37:22

TestAmerica Edison

Data File: \\ChromNA\Edison\ChromData\CPESTGC6\20161217-49531.b\NR111910.D

Injection Date: 17-Dec-2016 21:28:42 Instrument ID: CPESTGC6

Lims ID: IC 1254

Client ID:

Operator ID: ALS Bottle#: 22 Worklist Smp#: 22

Injection Vol: 1.0 ul Dil. Factor: 1.0000

Method: 608GC6 Limit Group: GC 608 ICAL

Column: Detector GC ECD2B

39 PCB-1254, CAS: 11097-69-1

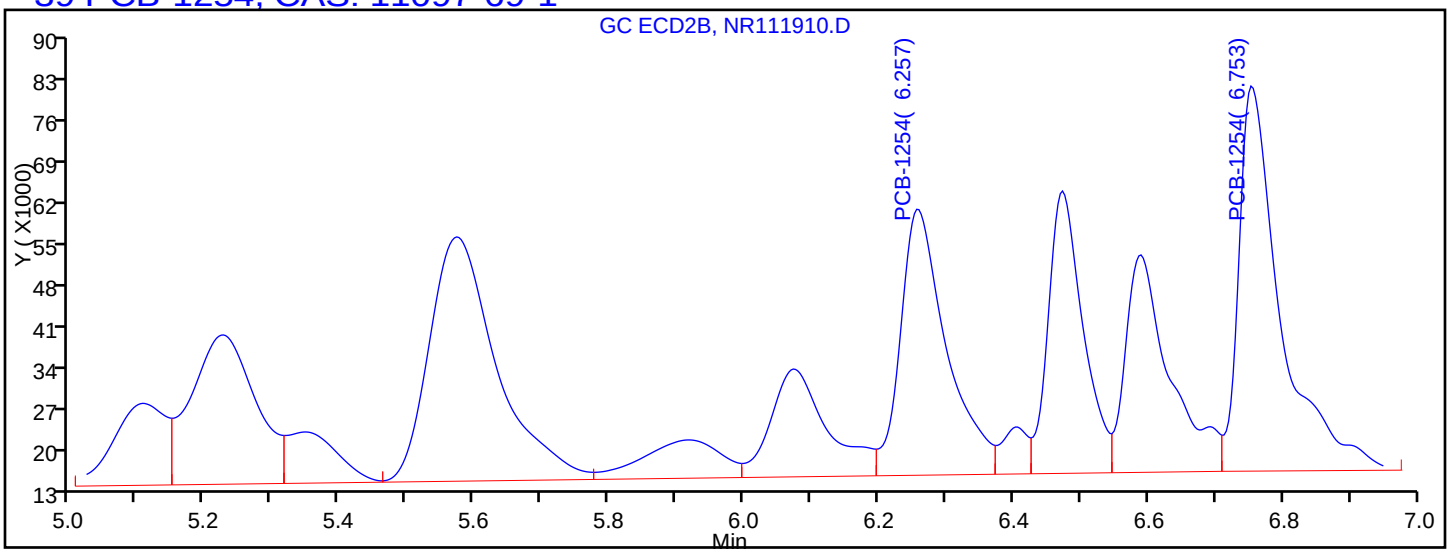

Processing Integration Results

5.107	Response = 74242
5.347	Response = 44437
6.257	Response = 212751
6.403	Response = 20995
6.753	Response = 278788

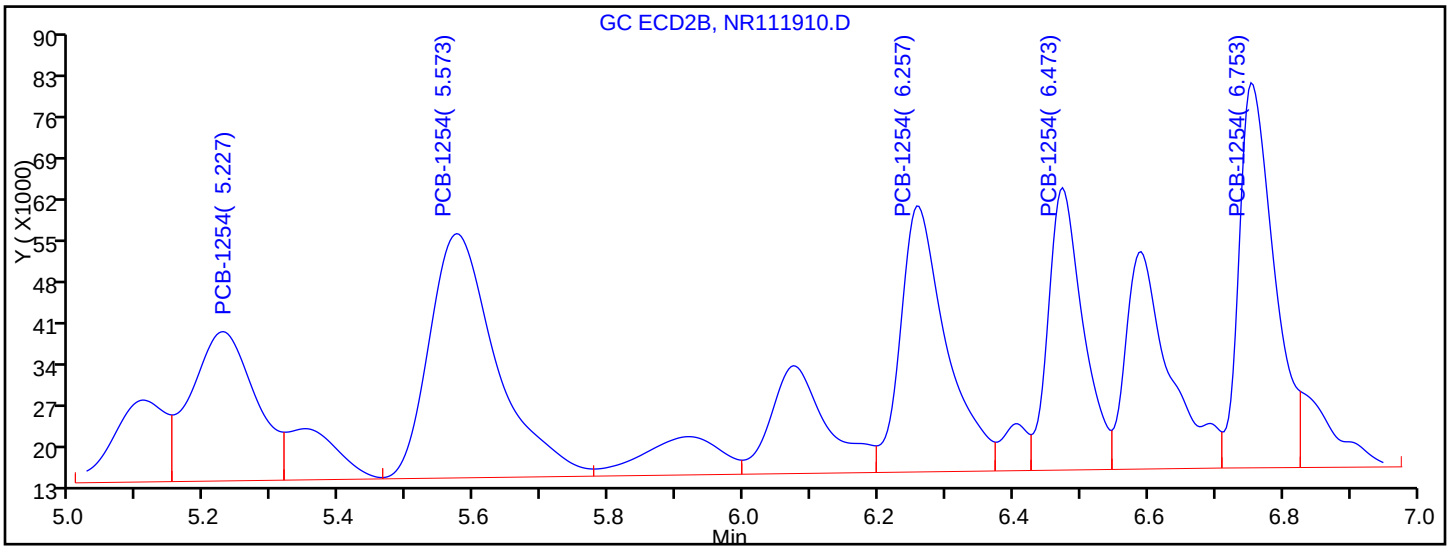

Manual Integration Results

5.227	Response = 166768	M
5.573	Response = 284894	M
6.257	Response = 212751	
6.473	Response = 171651	M
6.753	Response = 234525	M

Reviewer: patelji, 18-Dec-2016 15:29:40

Audit Action: Split an Integrated Peak Audit Reason: Peak not integrated

FORM VII
PCBS CONTINUING CALIBRATION DATA

Lab Name: TestAmerica Edison Job No.: 460-127124-1

SDG No.:

Lab Sample ID: CCVRT 460-416166/3 Calibration Date: 01/24/2017 09:22

Instrument ID: CPESTGC6 Calib Start Date: 12/17/2016 17:00

GC Column: CLP-2 ID: 0.53(mm) Calib End Date: 12/17/2016 17:57

Lab File ID: NR112071.D Conc. Units: ug/L

ANALYTE	CURVE TYPE	AVE CF	CF	MIN CF	CALC AMOUNT	SPIKE AMOUNT	%D	MAX %D
Tetrachloro-m-xylene (Surr)	Ave	1540	1593		103	100	3.5	15.0
DCB Decachlorobiphenyl	Lin		912.7		91.9	100	-8.1	15.0

FORM VII
PCBS CONTINUING CALIBRATION RETENTION TIME SUMMARY

Lab Name: TestAmerica Edison Job No.: 460-127124-1

SDG No.:

Lab Sample ID: CCVRT 460-416166/3 Calibration Date: 01/24/2017 09:22

Instrument ID: CPESTGC6 Calib Start Date: 12/17/2016 17:00

GC Column: CLP-2 ID: 0.53(mm) Calib End Date: 12/17/2016 17:57

Lab File ID: NR112071.D

Analyte	RT	RT WINDOW	
		FROM	TO
Tetrachloro-m-xylene (Surr)	2.26	2.21	2.31
DCB Decachlorobiphenyl	9.34	9.24	9.44

TestAmerica Edison
Target Compound Quantitation Report

Data File: \\ChromNA\Edison\ChromData\CPESTGC6\20170124-50768.b\NR112071.D
Lims ID: CCVRT
Client ID:
Sample Type: CCVRT
Inject. Date: 24-Jan-2017 09:22:30 ALS Bottle#: 3 Worklist Smp#: 3
Injection Vol: 1.0 ul Dil. Factor: 1.0000
Sample Info: 460-0050768-003
Operator ID: Instrument ID: CPESTGC6
Sublist: chrom-608GC6*sub1

Method: \\ChromNA\Edison\ChromData\CPESTGC6\20170124-50768.b\608GC6.m
Limit Group: GC 608 ICAL
Last Update: 25-Jan-2017 13:30:14 Calib Date: 17-Dec-2016 21:57:13
Integrator: Falcon
Quant Method: External Standard Quant By: Initial Calibration
Last ICal File: \\ChromNA\Edison\ChromData\CPESTGC6\20161217-49531.b\NR111912.D

Column 1 : Det: GC ECD1A
Column 2 : Det: GC ECD2B
Process Host: XAWRK020

Col	RT (min.)	Exp RT (min.)	Dlt RT (min.)	Response	Cal Amt ug/l	OnCol Amt ug/l	Flags
$ 4 Tetrachloro-m-xylene							
1	2.263	2.263	0.000	159336	100.0	103.5	
2	2.063	2.063	0.000	436853	100.0	109.5	
						RPD = 5.69	
15 alpha-BHC							
1	2.727	2.727	0.000	204703	100.0	108.7	
2	2.447	2.447	0.000	572565	100.0	112.2	
						RPD = 3.15	
2 gamma-BHC (Lindane)							
1	3.027	3.027	0.000	186288	100.0	110.0	
2	2.673	2.673	0.000	485205	100.0	111.2	
						RPD = 1.13	
6 beta-BHC							
1	3.100	3.100	0.000	104717	100.0	106.8	
2	2.737	2.737	0.000	285067	100.0	106.1	
						RPD = 0.66	
32 delta-BHC							
1	3.397	3.397	0.000	162024	100.0	96.5	
2	2.880	2.880	0.000	461263	100.0	100.1	
						RPD = 3.67	
18 Heptachlor							
1	3.470	3.470	0.000	181640	100.0	103.6	
2	3.057	3.057	0.000	478354	100.0	107.1	
						RPD = 3.28	
8 Aldrin							
1	3.947	3.947	0.000	184241	100.0	107.6	
2	3.343	3.343	0.000	453780	100.0	107.3	
						RPD = 0.30	

Col	RT (min.)	Exp RT (min.)	Dlt RT (min.)	Response	Cal Amt ug/l	OnCol Amt ug/l	Flags
12 Heptachlor epoxide							
1	5.463	5.463	0.000	183544	100.0	105.6	
2	4.280	4.280	0.000	457218	100.0	104.4	
						RPD = 1.14	
9 gamma-Chlordane							
1	6.010	6.010	0.000	182992	100.0	105.7	
2	4.630	4.630	0.000	461602	100.0	102.6	
						RPD = 2.94	
23 alpha-Chlordane							
1	6.283	6.283	0.000	159277	100.0	103.8	
2	5.003	5.003	0.000	446526	100.0	103.5	
						RPD = 0.27	
7 Endosulfan I							
1	6.370	6.370	0.000	149739	100.0	105.5	
2	5.390	5.390	0.000	433028	100.0	103.2	
						RPD = 2.13	
25 4,4'-DDE							
1	6.470	6.470	0.000	148259	100.0	105.2	
2	5.227	5.227	0.000	420126	100.0	106.3	
						RPD = 1.09	
30 Dieldrin							
1	6.667	6.667	0.000	151662	100.0	102.8	
2	6.073	6.073	0.000	413963	100.0	103.6	
						RPD = 0.72	
20 Endrin							
1	6.980	6.980	0.000	125399	100.0	102.7	
2	6.420	6.420	0.000	306874	100.0	99.1	
						RPD = 3.61	
16 4,4'-DDD							
1	7.067	7.067	0.000	119654	100.0	104.0	
2	6.493	6.493	0.000	316886	100.0	95.6	
						RPD = 8.43	
11 Endosulfan II							
1	7.193	7.193	0.000	133950	100.0	105.0	
2	6.650	6.650	0.000	318390	100.0	97.4	
						RPD = 7.58	
21 4,4'-DDT							
1	7.377	7.377	0.000	98491	100.0	92.1	
2	6.770	6.770	0.000	285511	100.0	94.0	
						RPD = 1.99	
5 Endrin aldehyde							
1	7.517	7.517	0.000	105797	100.0	99.8	
2	7.063	7.063	0.000	259778	100.0	93.1	
						RPD = 6.91	
3 Endosulfan sulfate							
1	7.777	7.777	0.000	106766	100.0	96.6	
2	7.483	7.483	0.000	259212	100.0	91.4	
						RPD = 5.50	

Col	RT (min.)	Exp RT (min.)	Dlt RT (min.)	Response	Cal Amt ug/l	OnCol Amt ug/l	Flags
10 Methoxychlor							
1	8.007	8.007	0.000	47014	100.0	93.3	
2	7.250	7.250	0.000	148041	100.0	98.2	
						RPD = 5.09	
13 Endrin ketone							
1	8.273	8.273	0.000	126421	100.0	104.1	
2	7.750	7.750	0.000	319742	100.0	101.3	
						RPD = 2.75	
$ 24 DCB Decachlorobiphenyl							
1	9.343	9.343	0.000	91274	100.0	91.9	
2	8.653	8.653	0.000	269428	100.0	85.1	
						RPD = 7.64	

Reagents:

SGPESTL3_00025 Amount Added: 1.00 Units: mL

Report Date: 25-Jan-2017 13:30:15 Chrom Revision: 2.2 10-Jan-2017 11:26:10

TestAmerica Edison

Data File:	\\ChromNA\Edison\ChromData\CPESTGC6\20170124-50768.b\NR112071.D				
Injection Date:	24-Jan-2017 09:22:30	Instrument ID:	CPESTGC6	Operator ID:	
Lims ID:	CCVRT			Worklist Smp#:	3
Client ID:					
Injection Vol:	1.0 ul	Dil. Factor:	1.0000	ALS Bottle#:	3
Method:	608GC6	Limit Group:	GC 608 ICAL		

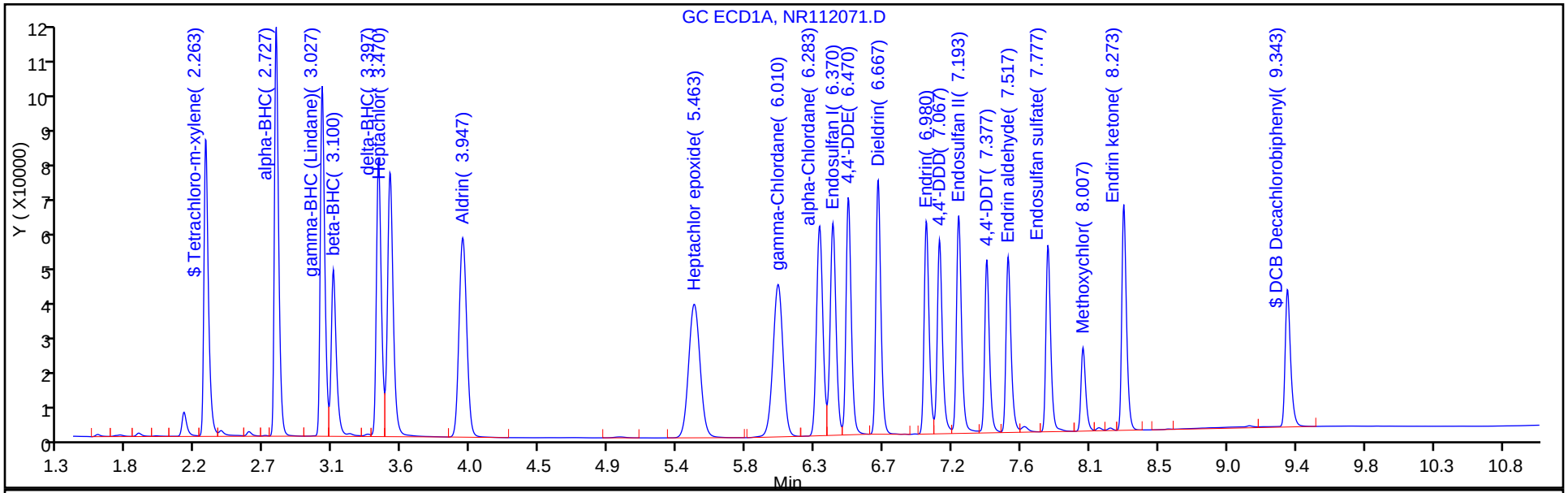

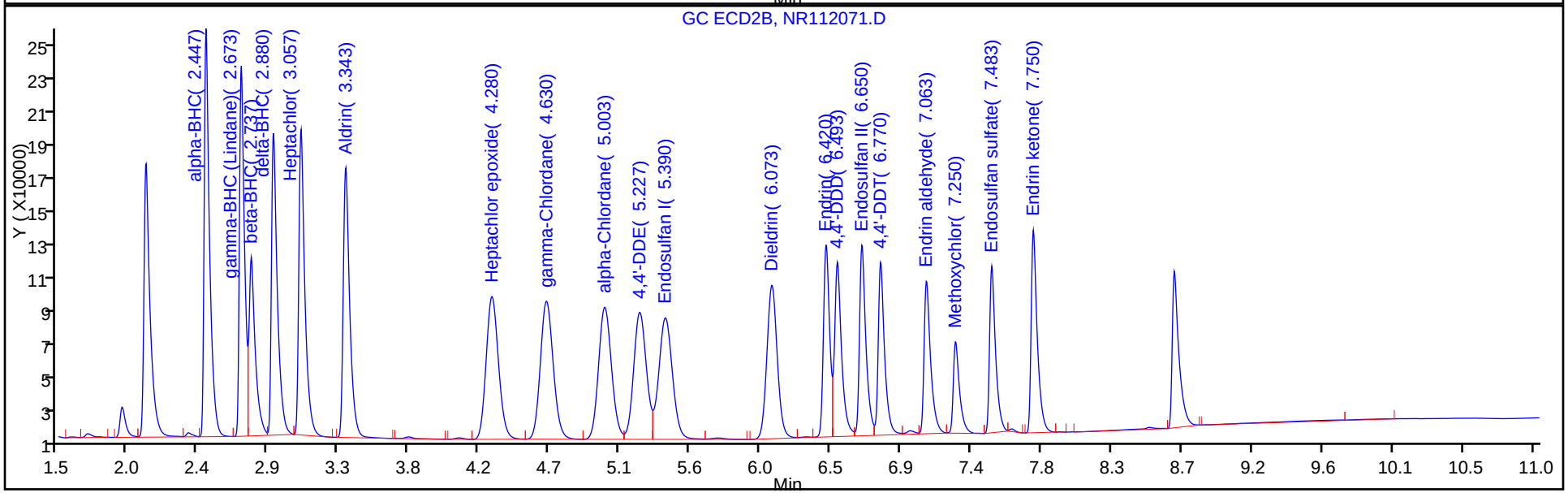

FORM VII
PCBS CONTINUING CALIBRATION DATA

Lab Name: TestAmerica Edison Job No.: 460-127124-1

SDG No.:

Lab Sample ID: CCVRT 460-416166/3 Calibration Date: 01/24/2017 09:22

Instrument ID: CPESTGC6 Calib Start Date: 12/17/2016 17:00

GC Column: Rtx-CLP ID: 0.53(mm) Calib End Date: 12/17/2016 17:57

Lab File ID: NR112071.D Conc. Units: ug/L

ANALYTE	CURVE TYPE	AVE CF	CF	MIN CF	CALC AMOUNT	SPIKE AMOUNT	%D	MAX %D
Tetrachloro-m-xylene (Surr)	Ave	3988	4369		110	100	9.5	15.0
DCB Decachlorobiphenyl	Ave	3165	2694		85.1	100	-14.9	15.0

FORM VII
PCBS CONTINUING CALIBRATION RETENTION TIME SUMMARY

Lab Name: TestAmerica Edison Job No.: 460-127124-1

SDG No.:

Lab Sample ID: CCVRT 460-416166/3 Calibration Date: 01/24/2017 09:22

Instrument ID: CPESTGC6 Calib Start Date: 12/17/2016 17:00

GC Column: Rtx-CLP ID: 0.53(mm) Calib End Date: 12/17/2016 17:57

Lab File ID: NR112071.D

Analyte	RT	RT WINDOW	
		FROM	TO
Tetrachloro-m-xylene (Surr)	2.06	2.01	2.11
DCB Decachlorobiphenyl	8.65	8.55	8.75

TestAmerica Edison
Target Compound Quantitation Report

Data File: \\ChromNA\Edison\ChromData\CPESTGC6\20170124-50768.b\NR112071.D
Lims ID: CCVRT
Client ID:
Sample Type: CCVRT
Inject. Date: 24-Jan-2017 09:22:30 ALS Bottle#: 3 Worklist Smp#: 3
Injection Vol: 1.0 ul Dil. Factor: 1.0000
Sample Info: 460-0050768-003
Operator ID: Instrument ID: CPESTGC6
Sublist: chrom-608GC6*sub1

Method: \\ChromNA\Edison\ChromData\CPESTGC6\20170124-50768.b\608GC6.m
Limit Group: GC 608 ICAL
Last Update: 25-Jan-2017 13:30:14 Calib Date: 17-Dec-2016 21:57:13
Integrator: Falcon
Quant Method: External Standard Quant By: Initial Calibration
Last ICal File: \\ChromNA\Edison\ChromData\CPESTGC6\20161217-49531.b\NR111912.D

Column 1 : Det: GC ECD1A
Column 2 : Det: GC ECD2B
Process Host: XAWRK020

Col	RT (min.)	Exp RT (min.)	Dlt RT (min.)	Response	Cal Amt ug/l	OnCol Amt ug/l	Flags
$ 4 Tetrachloro-m-xylene							
1	2.263	2.263	0.000	159336	100.0	103.5	
2	2.063	2.063	0.000	436853	100.0	109.5	
						RPD = 5.69	
15 alpha-BHC							
1	2.727	2.727	0.000	204703	100.0	108.7	
2	2.447	2.447	0.000	572565	100.0	112.2	
						RPD = 3.15	
2 gamma-BHC (Lindane)							
1	3.027	3.027	0.000	186288	100.0	110.0	
2	2.673	2.673	0.000	485205	100.0	111.2	
						RPD = 1.13	
6 beta-BHC							
1	3.100	3.100	0.000	104717	100.0	106.8	
2	2.737	2.737	0.000	285067	100.0	106.1	
						RPD = 0.66	
32 delta-BHC							
1	3.397	3.397	0.000	162024	100.0	96.5	
2	2.880	2.880	0.000	461263	100.0	100.1	
						RPD = 3.67	
18 Heptachlor							
1	3.470	3.470	0.000	181640	100.0	103.6	
2	3.057	3.057	0.000	478354	100.0	107.1	
						RPD = 3.28	
8 Aldrin							
1	3.947	3.947	0.000	184241	100.0	107.6	
2	3.343	3.343	0.000	453780	100.0	107.3	
						RPD = 0.30	

Col	RT (min.)	Exp RT (min.)	Dlt RT (min.)	Response	Cal Amt ug/l	OnCol Amt ug/l	Flags
12 Heptachlor epoxide							
1	5.463	5.463	0.000	183544	100.0	105.6	
2	4.280	4.280	0.000	457218	100.0	104.4	
						RPD = 1.14	
9 gamma-Chlordane							
1	6.010	6.010	0.000	182992	100.0	105.7	
2	4.630	4.630	0.000	461602	100.0	102.6	
						RPD = 2.94	
23 alpha-Chlordane							
1	6.283	6.283	0.000	159277	100.0	103.8	
2	5.003	5.003	0.000	446526	100.0	103.5	
						RPD = 0.27	
7 Endosulfan I							
1	6.370	6.370	0.000	149739	100.0	105.5	
2	5.390	5.390	0.000	433028	100.0	103.2	
						RPD = 2.13	
25 4,4'-DDE							
1	6.470	6.470	0.000	148259	100.0	105.2	
2	5.227	5.227	0.000	420126	100.0	106.3	
						RPD = 1.09	
30 Dieldrin							
1	6.667	6.667	0.000	151662	100.0	102.8	
2	6.073	6.073	0.000	413963	100.0	103.6	
						RPD = 0.72	
20 Endrin							
1	6.980	6.980	0.000	125399	100.0	102.7	
2	6.420	6.420	0.000	306874	100.0	99.1	
						RPD = 3.61	
16 4,4'-DDD							
1	7.067	7.067	0.000	119654	100.0	104.0	
2	6.493	6.493	0.000	316886	100.0	95.6	
						RPD = 8.43	
11 Endosulfan II							
1	7.193	7.193	0.000	133950	100.0	105.0	
2	6.650	6.650	0.000	318390	100.0	97.4	
						RPD = 7.58	
21 4,4'-DDT							
1	7.377	7.377	0.000	98491	100.0	92.1	
2	6.770	6.770	0.000	285511	100.0	94.0	
						RPD = 1.99	
5 Endrin aldehyde							
1	7.517	7.517	0.000	105797	100.0	99.8	
2	7.063	7.063	0.000	259778	100.0	93.1	
						RPD = 6.91	
3 Endosulfan sulfate							
1	7.777	7.777	0.000	106766	100.0	96.6	
2	7.483	7.483	0.000	259212	100.0	91.4	
						RPD = 5.50	

Col	RT (min.)	Exp RT (min.)	Dlt RT (min.)	Response	Cal Amt ug/l	OnCol Amt ug/l	Flags
10 Methoxychlor							
1	8.007	8.007	0.000	47014	100.0	93.3	
2	7.250	7.250	0.000	148041	100.0	98.2	
						RPD = 5.09	
13 Endrin ketone							
1	8.273	8.273	0.000	126421	100.0	104.1	
2	7.750	7.750	0.000	319742	100.0	101.3	
						RPD = 2.75	
$ 24 DCB Decachlorobiphenyl							
1	9.343	9.343	0.000	91274	100.0	91.9	
2	8.653	8.653	0.000	269428	100.0	85.1	
						RPD = 7.64	

Reagents:

SGPESTL3_00025 Amount Added: 1.00 Units: mL

Report Date: 25-Jan-2017 13:30:16 Chrom Revision: 2.2 10-Jan-2017 11:26:10

TestAmerica Edison

Data File: \\ChromNA\Edison\ChromData\CPESTGC6\20170124-50768.b\NR112071.D

Injection Date: 24-Jan-2017 09:22:30 Instrument ID: CPESTGC6 Operator ID:

Lims ID: CCVRT Worklist Smp#: 3

Client ID:

Injection Vol: 1.0 ul Dil. Factor: 1.0000 ALS Bottle#: 3

Method: 608GC6 Limit Group: GC 608 ICAL

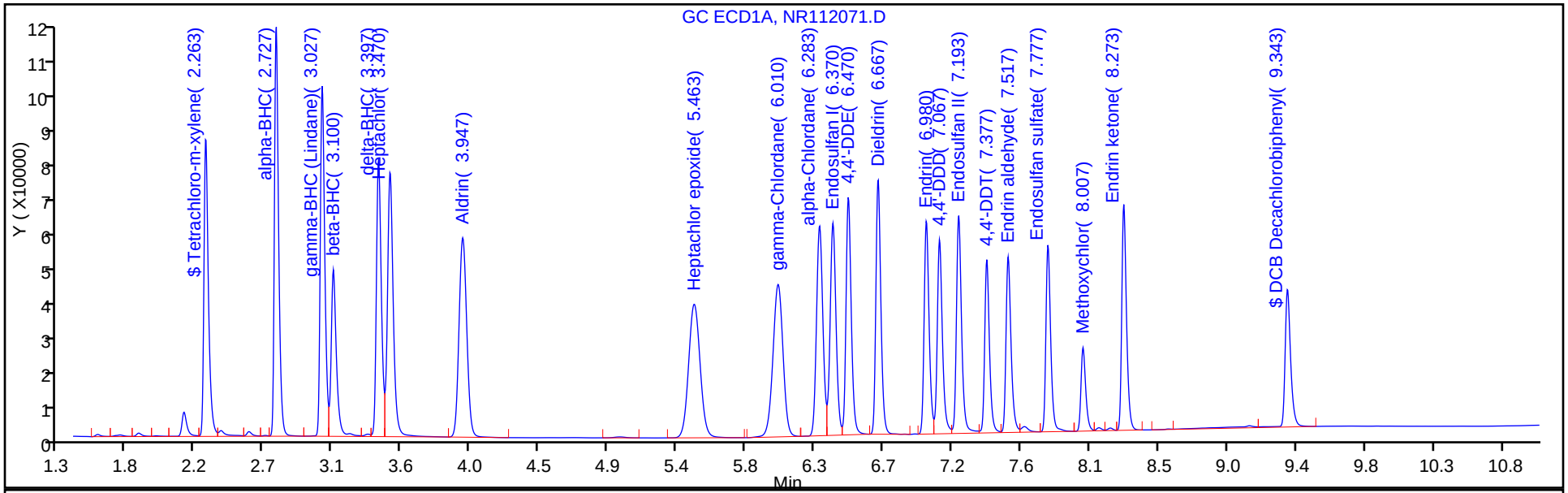

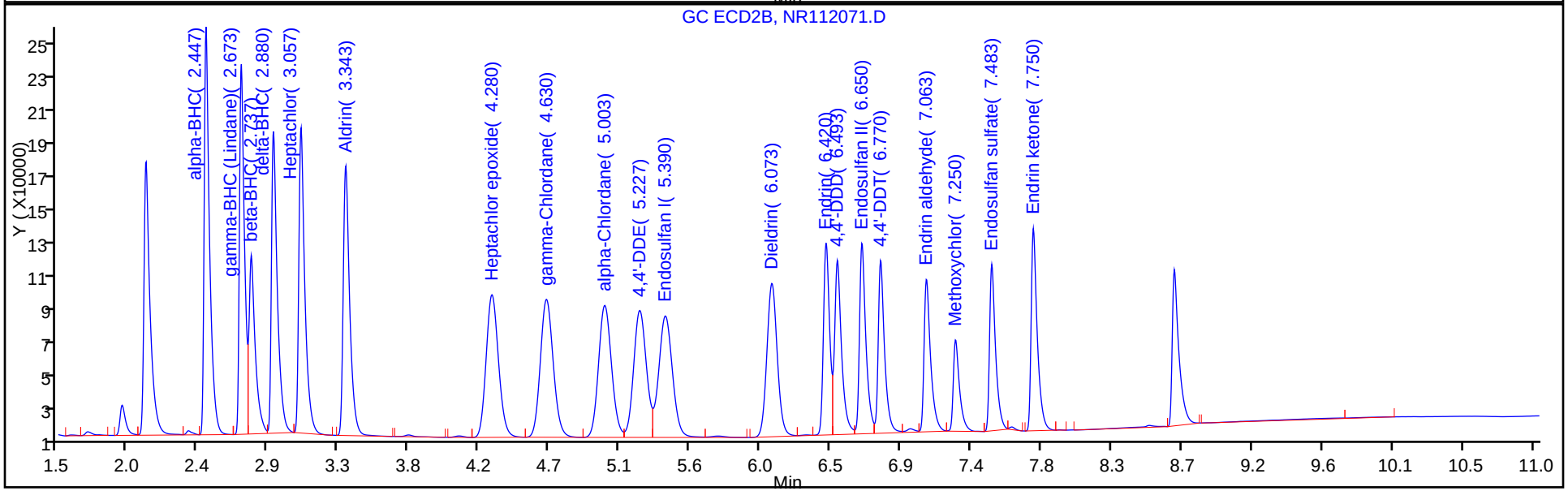

FORM VII
PCBS CONTINUING CALIBRATION DATA

Lab Name: TestAmerica Edison Job No.: 460-127124-1

SDG No.:

Lab Sample ID: CCV 460-416166/4 Calibration Date: 01/24/2017 09:36

Instrument ID: CPESTGC6 Calib Start Date: 12/17/2016 17:00

GC Column: CLP-2 ID: 0.53(mm) Calib End Date: 12/17/2016 17:57

Lab File ID: NR112072.D Conc. Units: ug/L

ANALYTE	CURVE TYPE	AVE CF	CF	MIN CF	CALC AMOUNT	SPIKE AMOUNT	%D	MAX %D
Tetrachloro-m-xylene (Surr)	Ave	1540	1668		108	100	8.3	15.0
DCB Decachlorobiphenyl	Lin		953.3		96.4	100	-3.6	15.0

FORM VII
PCBS CONTINUING CALIBRATION RETENTION TIME SUMMARY

Lab Name: TestAmerica Edison Job No.: 460-127124-1

SDG No.:

Lab Sample ID: CCV 460-416166/4 Calibration Date: 01/24/2017 09:36

Instrument ID: CPESTGC6 Calib Start Date: 12/17/2016 17:00

GC Column: CLP-2 ID: 0.53(mm) Calib End Date: 12/17/2016 17:57

Lab File ID: NR112072.D

Analyte	RT	RT WINDOW	
		FROM	TO
Tetrachloro-m-xylene (Surr)	2.27	2.22	2.32
DCB Decachlorobiphenyl	9.34	9.24	9.44

TestAmerica Edison
Target Compound Quantitation Report

Data File: \\ChromNA\Edison\ChromData\CPESTGC6\20170124-50768.b\NR112072.D
Lims ID: CCV
Client ID:
Sample Type: CCV
Inject. Date: 24-Jan-2017 09:36:06 ALS Bottle#: 4 Worklist Smp#: 4
Injection Vol: 1.0 ul Dil. Factor: 1.0000
Sample Info: 460-0050768-004
Operator ID: Instrument ID: CPESTGC6
Sublist: chrom-608GC6*sub24

Method: \\ChromNA\Edison\ChromData\CPESTGC6\20170124-50768.b\608GC6.m
Limit Group: GC 608 ICAL
Last Update: 25-Jan-2017 13:30:19 Calib Date: 17-Dec-2016 21:57:13
Integrator: Falcon
Quant Method: External Standard Quant By: Initial Calibration
Last ICal File: \\ChromNA\Edison\ChromData\CPESTGC6\20161217-49531.b\NR111912.D

Column 1 : Det: GC ECD1A
Column 2 : Det: GC ECD2B
Process Host: XAWRK020

First Level Reviewer: patelji Date: 24-Jan-2017 09:50:28

Col	RT (min.)	Exp RT (min.)	Dlt RT (min.)	Response	Cal Amt ug/l	OnCol Amt ug/l	Flags
$ 4 Tetrachloro-m-xylene							M
1	2.267	2.267	0.000	166776	100.0	108.3	
2	2.057	2.057	0.000	447525	100.0	112.2	M
						RPD = 3.55	
33 PCB-1016							M
1	2.623	2.623	0.000	39938	1000.0	1022.4	
1	2.937	2.937	0.000	73360	1000.0	1061.1	
1	3.350	3.350	0.000	136480	1000.0	1009.5	
1	3.500	3.500	0.000	64509	1000.0	1042.9	
1	3.630	3.630	0.000	47722	1000.0	1026.4	
		Average of Peak Amounts =				1032.5	
2	2.307	2.307	0.000	104225	1000.0	1078.8	M
2	2.550	2.550	0.000	161920	1000.0	1021.1	M
2	2.890	2.890	0.000	359428	1000.0	1006.9	M
2	3.003	3.003	0.000	126677	1000.0	1013.3	M
2	3.057	3.057	0.000	116331	1000.0	1020.0	M
		Average of Peak Amounts =				1028.0	
						RPD = 0.43	

Col	RT (min.)	Exp RT (min.)	Dlt RT (min.)	Response	Cal Amt ug/l	OnCol Amt ug/l	Flags
41 PCB-1260							M
1	6.817	6.817	0.000	87106	1000.0	1023.6	M
1	7.020	7.020	0.000	94937	1000.0	1020.9	M
1	7.747	7.747	0.000	64047	1000.0	1003.2	M
1	7.967	7.967	0.000	124821	1000.0	957.8	M
1	8.793	8.793	0.000	30010	1000.0	914.9	
		Average of Peak Amounts =				984.1	
2	6.057	6.057	0.000	206795	1000.0	936.1	M
2	7.100	7.100	0.000	120054	1000.0	875.7	M
2	7.397	7.397	0.000	396624	1000.0	897.5	M
2	7.670	7.670	0.000	225367	1000.0	918.5	M
2	8.230	8.230	0.000	96807	1000.0	934.8	M
		Average of Peak Amounts =				912.5	
						RPD = 7.55	
$ 24 DCB Decachlorobiphenyl							
1	9.340	9.340	0.000	95333	100.0	96.4	
2	8.647	8.647	0.000	304563	100.0	96.2	
						RPD = 0.16	

QC Flag Legend

Review Flags

M - Manually Integrated

Reagents:

SG1660608L3_00009 Amount Added: 1.00 Units: mL

Report Date: 25-Jan-2017 13:30:20 Chrom Revision: 2.2 10-Jan-2017 11:26:10

TestAmerica Edison

Data File: \\ChromNA\Edison\ChromData\CPESTGC6\20170124-50768.b\NR112072.D

Injection Date: 24-Jan-2017 09:36:06 Instrument ID: CPESTGC6 Operator ID:

Lims ID: CCV Worklist Smp#: 4

Client ID:

Injection Vol: 1.0 ul Dil. Factor: 1.0000 ALS Bottle#: 4

Method: 608GC6 Limit Group: GC 608 ICAL

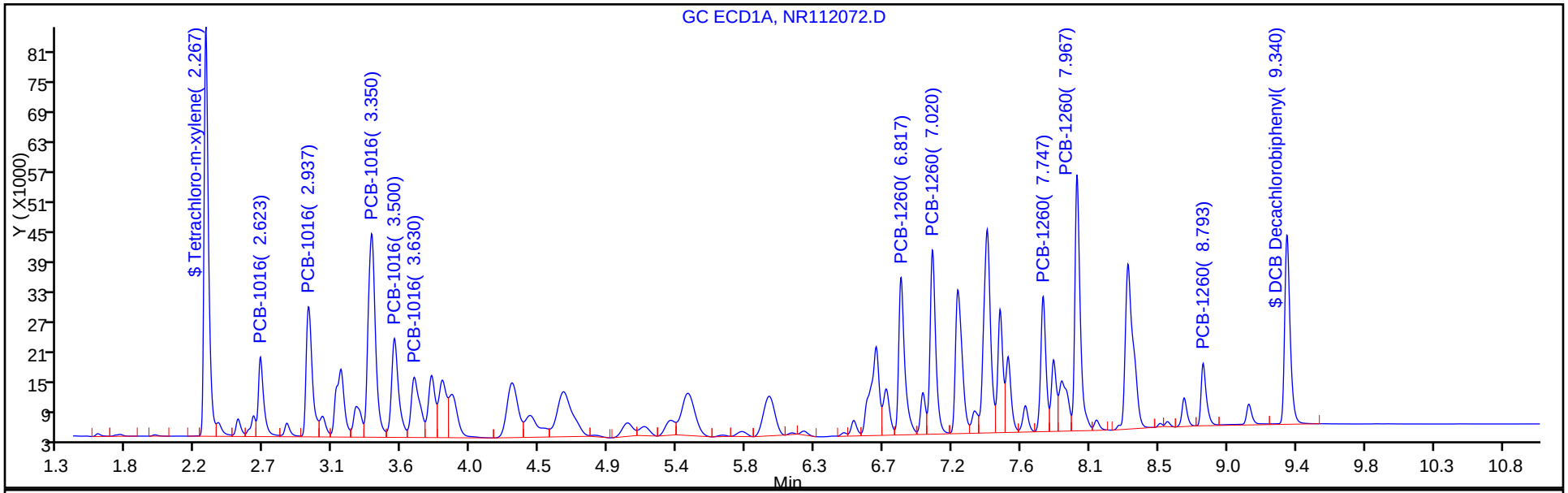

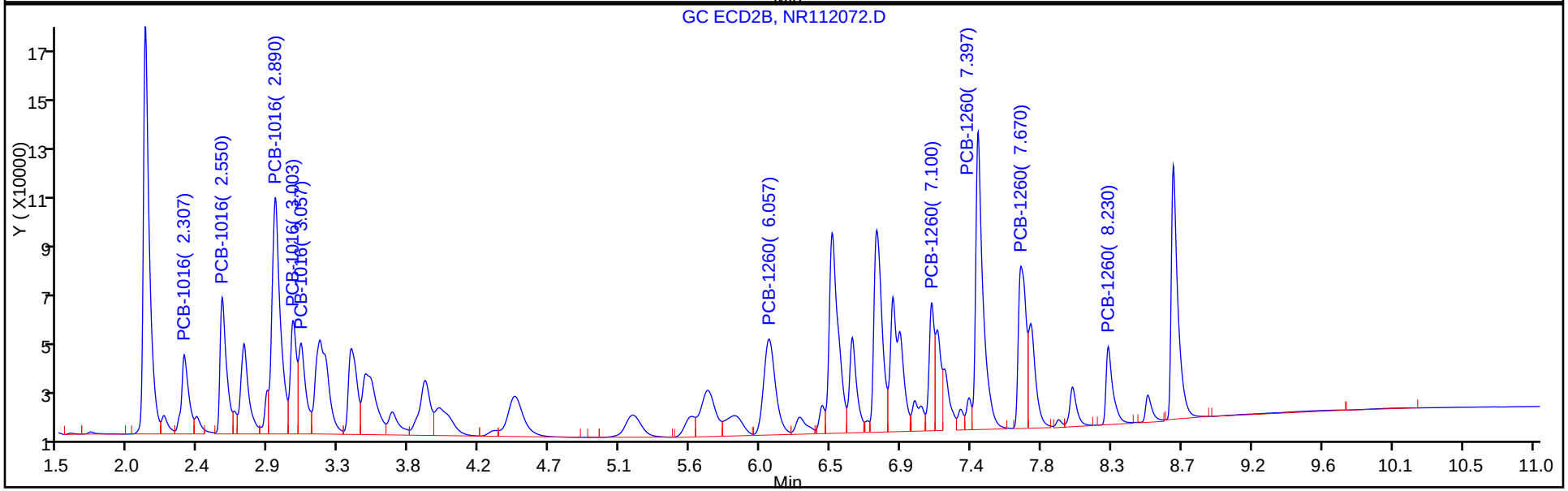

FORM VII
PCBS CONTINUING CALIBRATION DATA

Lab Name: TestAmerica Edison Job No.: 460-127124-1

SDG No.:

Lab Sample ID: CCV 460-416166/4 Calibration Date: 01/24/2017 09:36

Instrument ID: CPESTGC6 Calib Start Date: 12/17/2016 18:40

GC Column: CLP-2 ID: 0.53(mm) Calib End Date: 12/17/2016 19:37

Lab File ID: NR112072.D Conc. Units: ug/L

ANALYTE	CURVE TYPE	AVE CF	CF	MIN CF	CALC AMOUNT	SPIKE AMOUNT	%D	MAX %D
PCB-1016 Peak 1	Ave	39.06	39.94		1020	1000	2.2	15.0
PCB-1016 Peak 2	Lin		73.36		1060	1000	6.1	15.0
PCB-1016 Peak 3	Ave	135.2	136.5		1010	1000	0.9	15.0
PCB-1016 Peak 4	Ave	61.85	64.51		1040	1000	4.3	15.0
PCB-1016 Peak 5	Lin		47.72		1030	1000	2.6	15.0
PCB-1260 Peak 1	Lin		87.11		1020	1000	2.4	15.0
PCB-1260 Peak 2	Lin		94.94		1020	1000	2.1	15.0
PCB-1260 Peak 3	Lin		64.05		1000	1000	0.3	15.0
PCB-1260 Peak 4	Ave	130.3	124.8		958	1000	-4.2	15.0
PCB-1260 Peak 5	Ave	32.80	30.01		915	1000	-8.5	15.0

FORM VII
PCBS CONTINUING CALIBRATION RETENTION TIME SUMMARY

Lab Name: TestAmerica Edison Job No.: 460-127124-1

SDG No.:

Lab Sample ID: CCV 460-416166/4 Calibration Date: 01/24/2017 09:36

Instrument ID: CPESTGC6 Calib Start Date: 12/17/2016 18:40

GC Column: CLP-2 ID: 0.53(mm) Calib End Date: 12/17/2016 19:37

Lab File ID: NR112072.D

Analyte	RT	RT WINDOW	
		FROM	TO
PCB-1016 Peak 1	2.62	2.52	2.72
PCB-1016 Peak 2	2.94	2.84	3.04
PCB-1016 Peak 3	3.35	3.25	3.45
PCB-1016 Peak 4	3.50	3.40	3.60
PCB-1016 Peak 5	3.63	3.53	3.73
PCB-1260 Peak 1	6.82	6.72	6.92
PCB-1260 Peak 2	7.02	6.92	7.12
PCB-1260 Peak 3	7.75	7.65	7.85
PCB-1260 Peak 4	7.97	7.87	8.07
PCB-1260 Peak 5	8.79	8.69	8.89

TestAmerica Edison
Target Compound Quantitation Report

Data File: \\ChromNA\Edison\ChromData\CPESTGC6\20170124-50768.b\NR112072.D
Lims ID: CCV
Client ID:
Sample Type: CCV
Inject. Date: 24-Jan-2017 09:36:06 ALS Bottle#: 4 Worklist Smp#: 4
Injection Vol: 1.0 ul Dil. Factor: 1.0000
Sample Info: 460-0050768-004
Operator ID: Instrument ID: CPESTGC6
Sublist: chrom-608GC6*sub24

Method: \\ChromNA\Edison\ChromData\CPESTGC6\20170124-50768.b\608GC6.m
Limit Group: GC 608 ICAL
Last Update: 25-Jan-2017 13:30:19 Calib Date: 17-Dec-2016 21:57:13
Integrator: Falcon
Quant Method: External Standard Quant By: Initial Calibration
Last ICal File: \\ChromNA\Edison\ChromData\CPESTGC6\20161217-49531.b\NR111912.D

Column 1 : Det: GC ECD1A
Column 2 : Det: GC ECD2B
Process Host: XAWRK020

First Level Reviewer: patelji Date: 24-Jan-2017 09:50:28

Col	RT (min.)	Exp RT (min.)	Dlt RT (min.)	Response	Cal Amt ug/l	OnCol Amt ug/l	Flags
$ 4 Tetrachloro-m-xylene							M
1	2.267	2.267	0.000	166776	100.0	108.3	
2	2.057	2.057	0.000	447525	100.0	112.2	M
						RPD = 3.55	
33 PCB-1016							M
1	2.623	2.623	0.000	39938	1000.0	1022.4	
1	2.937	2.937	0.000	73360	1000.0	1061.1	
1	3.350	3.350	0.000	136480	1000.0	1009.5	
1	3.500	3.500	0.000	64509	1000.0	1042.9	
1	3.630	3.630	0.000	47722	1000.0	1026.4	
		Average of Peak Amounts =				1032.5	
2	2.307	2.307	0.000	104225	1000.0	1078.8	M
2	2.550	2.550	0.000	161920	1000.0	1021.1	M
2	2.890	2.890	0.000	359428	1000.0	1006.9	M
2	3.003	3.003	0.000	126677	1000.0	1013.3	M
2	3.057	3.057	0.000	116331	1000.0	1020.0	M
		Average of Peak Amounts =				1028.0	
						RPD = 0.43	

Col	RT (min.)	Exp RT (min.)	Dlt RT (min.)	Response	Cal Amt ug/l	OnCol Amt ug/l	Flags
41 PCB-1260							M
1	6.817	6.817	0.000	87106	1000.0	1023.6	M
1	7.020	7.020	0.000	94937	1000.0	1020.9	M
1	7.747	7.747	0.000	64047	1000.0	1003.2	M
1	7.967	7.967	0.000	124821	1000.0	957.8	M
1	8.793	8.793	0.000	30010	1000.0	914.9	
		Average of Peak Amounts =				984.1	
2	6.057	6.057	0.000	206795	1000.0	936.1	M
2	7.100	7.100	0.000	120054	1000.0	875.7	M
2	7.397	7.397	0.000	396624	1000.0	897.5	M
2	7.670	7.670	0.000	225367	1000.0	918.5	M
2	8.230	8.230	0.000	96807	1000.0	934.8	M
		Average of Peak Amounts =				912.5	
						RPD = 7.55	
$ 24 DCB Decachlorobiphenyl							
1	9.340	9.340	0.000	95333	100.0	96.4	
2	8.647	8.647	0.000	304563	100.0	96.2	
						RPD = 0.16	

QC Flag Legend

Review Flags

M - Manually Integrated

Reagents:

SG1660608L3_00009 Amount Added: 1.00 Units: mL

Report Date: 25-Jan-2017 13:30:20 Chrom Revision: 2.2 10-Jan-2017 11:26:10

TestAmerica Edison

Data File:	\\ChromNA\Edison\ChromData\CPESTGC6\20170124-50768.b\NR112072.D				
Injection Date:	24-Jan-2017 09:36:06	Instrument ID:	CPESTGC6	Operator ID:	
Lims ID:	CCV			Worklist Smp#:	4
Client ID:					
Injection Vol:	1.0 ul	Dil. Factor:	1.0000	ALS Bottle#:	4
Method:	608GC6	Limit Group:	GC 608 ICAL		

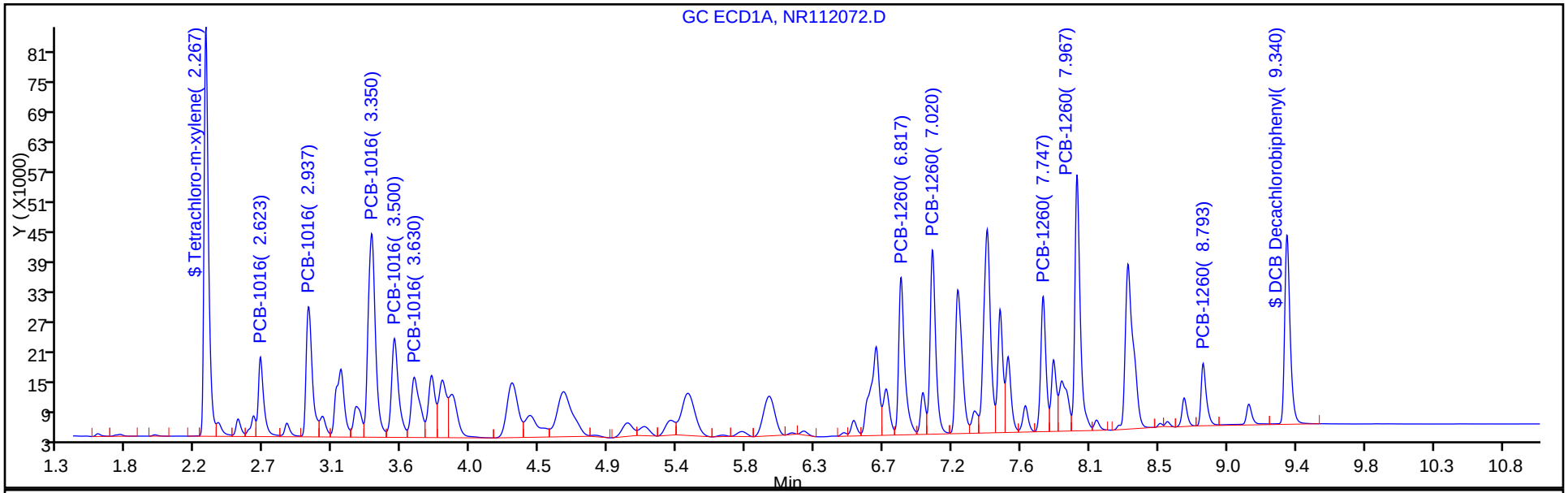

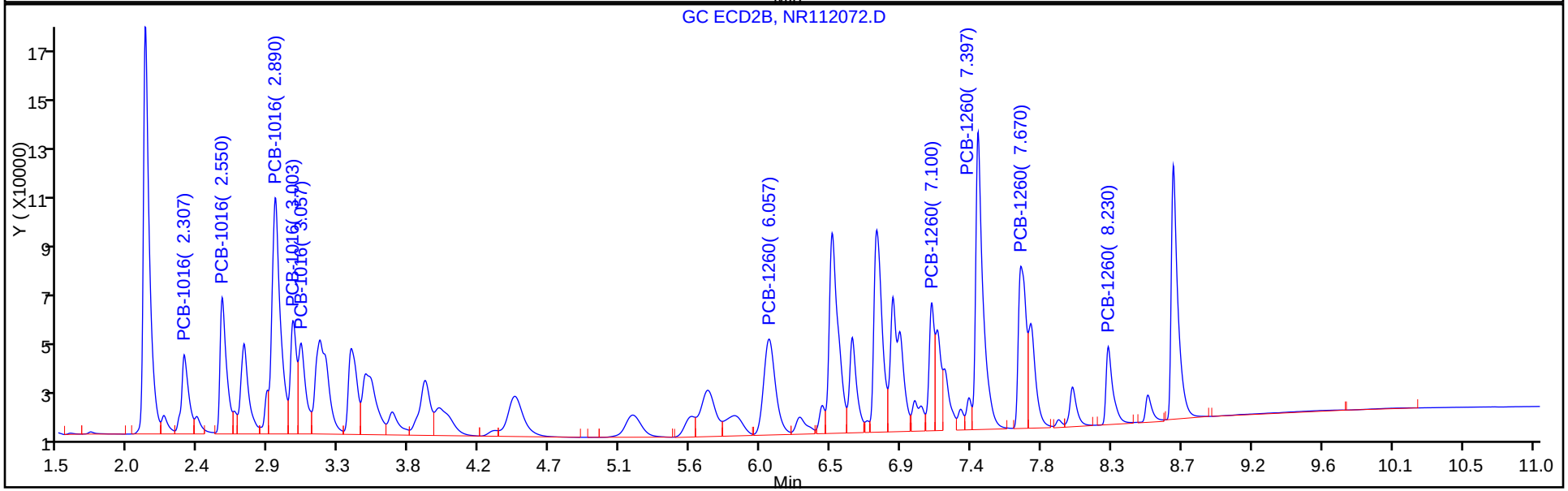

Report Date: 25-Jan-2017 13:30:21 Chrom Revision: 2.2 10-Jan-2017 11:26:10

TestAmerica Edison

Data File: \\ChromNA\Edison\ChromData\CPESTGC6\20170124-50768.b\NR112072.D

Injection Date: 24-Jan-2017 09:36:06 Instrument ID: CPESTGC6

Lims ID: CCV

Client ID:

Operator ID: ALS Bottle#: 4 Worklist Smp#: 4

Injection Vol: 1.0 ul Dil. Factor: 1.0000

Method: 608GC6 Limit Group: GC 608 ICAL

Column: Detector GC ECD1A

41 PCB-1260, CAS: 11096-82-5

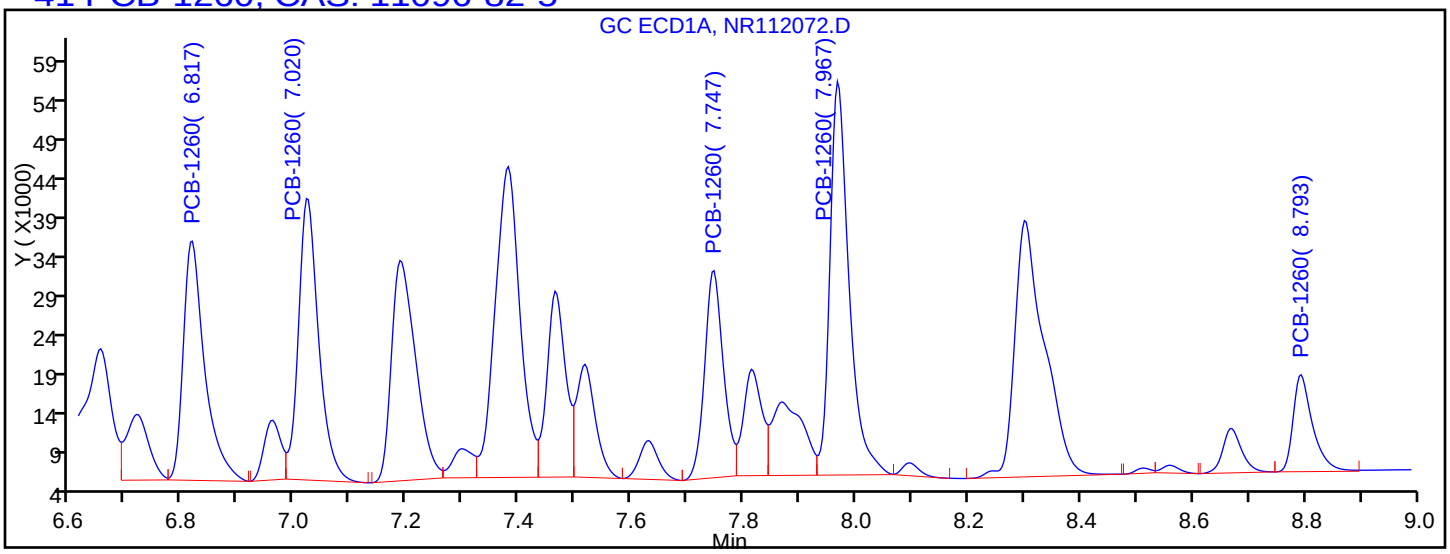

Processing Integration Results

6.817	Response = 81456
7.020	Response = 90783
7.747	Response = 62022
7.967	Response = 120053
8.793	Response = 30010

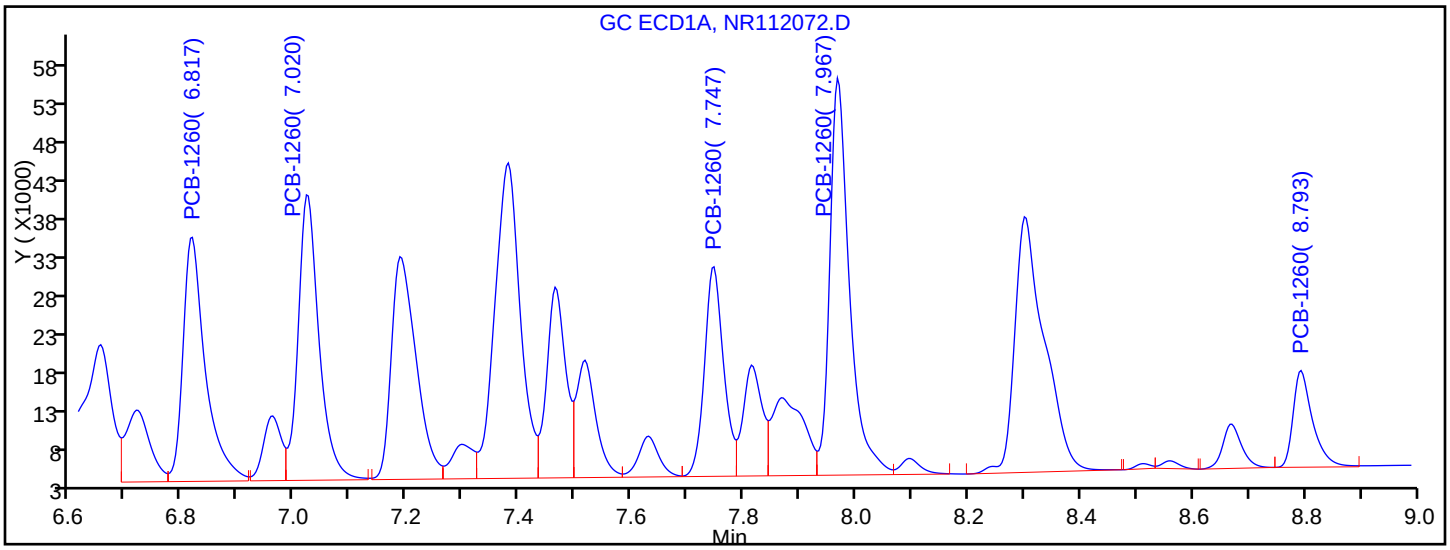

Manual Integration Results

6.817	Response = 87106	M
7.020	Response = 94937	M
7.747	Response = 64047	M
7.967	Response = 124821	M
8.793	Response = 30010	

Reviewer: patelji, 24-Jan-2017 09:50:28

Audit Action: Assigned New Baseline Audit Reason: Peak not integrated

FORM VII
PCBS CONTINUING CALIBRATION DATA

Lab Name: TestAmerica Edison Job No.: 460-127124-1

SDG No.:

Lab Sample ID: CCV 460-416166/4 Calibration Date: 01/24/2017 09:36

Instrument ID: CPESTGC6 Calib Start Date: 12/17/2016 17:00

GC Column: Rtx-CLP ID: 0.53(mm) Calib End Date: 12/17/2016 17:57

Lab File ID: NR112072.D Conc. Units: ug/L

ANALYTE	CURVE TYPE	AVE CF	CF	MIN CF	CALC AMOUNT	SPIKE AMOUNT	%D	MAX %D
Tetrachloro-m-xylene (Surr)	Ave	3988	4475		112	100	12.2	15.0
DCB Decachlorobiphenyl	Ave	3165	3046		96.2	100	-3.8	15.0

FORM VII
PCBS CONTINUING CALIBRATION RETENTION TIME SUMMARY

Lab Name: TestAmerica Edison Job No.: 460-127124-1

SDG No.:

Lab Sample ID: CCV 460-416166/4 Calibration Date: 01/24/2017 09:36

Instrument ID: CPESTGC6 Calib Start Date: 12/17/2016 17:00

GC Column: Rtx-CLP ID: 0.53(mm) Calib End Date: 12/17/2016 17:57

Lab File ID: NR112072.D

Analyte	RT	RT WINDOW	
		FROM	TO
Tetrachloro-m-xylene (Surr)	2.06	2.01	2.11
DCB Decachlorobiphenyl	8.65	8.55	8.75

TestAmerica Edison
Target Compound Quantitation Report

Data File: \\ChromNA\Edison\ChromData\CPESTGC6\20170124-50768.b\NR112072.D
Lims ID: CCV
Client ID:
Sample Type: CCV
Inject. Date: 24-Jan-2017 09:36:06 ALS Bottle#: 4 Worklist Smp#: 4
Injection Vol: 1.0 ul Dil. Factor: 1.0000
Sample Info: 460-0050768-004
Operator ID: Instrument ID: CPESTGC6
Sublist: chrom-608GC6*sub24

Method: \\ChromNA\Edison\ChromData\CPESTGC6\20170124-50768.b\608GC6.m
Limit Group: GC 608 ICAL
Last Update: 25-Jan-2017 13:30:19 Calib Date: 17-Dec-2016 21:57:13
Integrator: Falcon
Quant Method: External Standard Quant By: Initial Calibration
Last ICal File: \\ChromNA\Edison\ChromData\CPESTGC6\20161217-49531.b\NR111912.D

Column 1 : Det: GC ECD1A
Column 2 : Det: GC ECD2B
Process Host: XAWRK020

First Level Reviewer: patelji Date: 24-Jan-2017 09:50:28

Col	RT (min.)	Exp RT (min.)	Dlt RT (min.)	Response	Cal Amt ug/l	OnCol Amt ug/l	Flags
$ 4 Tetrachloro-m-xylene							M
1	2.267	2.267	0.000	166776	100.0	108.3	
2	2.057	2.057	0.000	447525	100.0	112.2	M
						RPD = 3.55	
33 PCB-1016							M
1	2.623	2.623	0.000	39938	1000.0	1022.4	
1	2.937	2.937	0.000	73360	1000.0	1061.1	
1	3.350	3.350	0.000	136480	1000.0	1009.5	
1	3.500	3.500	0.000	64509	1000.0	1042.9	
1	3.630	3.630	0.000	47722	1000.0	1026.4	
		Average of Peak Amounts =				1032.5	
2	2.307	2.307	0.000	104225	1000.0	1078.8	M
2	2.550	2.550	0.000	161920	1000.0	1021.1	M
2	2.890	2.890	0.000	359428	1000.0	1006.9	M
2	3.003	3.003	0.000	126677	1000.0	1013.3	M
2	3.057	3.057	0.000	116331	1000.0	1020.0	M
		Average of Peak Amounts =				1028.0	
						RPD = 0.43	

Col	RT (min.)	Exp RT (min.)	Dlt RT (min.)	Response	Cal Amt ug/l	OnCol Amt ug/l	Flags
41 PCB-1260							M
1	6.817	6.817	0.000	87106	1000.0	1023.6	M
1	7.020	7.020	0.000	94937	1000.0	1020.9	M
1	7.747	7.747	0.000	64047	1000.0	1003.2	M
1	7.967	7.967	0.000	124821	1000.0	957.8	M
1	8.793	8.793	0.000	30010	1000.0	914.9	
		Average of Peak Amounts =				984.1	
2	6.057	6.057	0.000	206795	1000.0	936.1	M
2	7.100	7.100	0.000	120054	1000.0	875.7	M
2	7.397	7.397	0.000	396624	1000.0	897.5	M
2	7.670	7.670	0.000	225367	1000.0	918.5	M
2	8.230	8.230	0.000	96807	1000.0	934.8	M
		Average of Peak Amounts =				912.5	
						RPD = 7.55	
$ 24 DCB Decachlorobiphenyl							
1	9.340	9.340	0.000	95333	100.0	96.4	
2	8.647	8.647	0.000	304563	100.0	96.2	
						RPD = 0.16	

QC Flag Legend

Review Flags

M - Manually Integrated

Reagents:

SG1660608L3_00009 Amount Added: 1.00 Units: mL

Report Date: 25-Jan-2017 13:30:22 Chrom Revision: 2.2 10-Jan-2017 11:26:10

TestAmerica Edison

Data File:	\\ChromNA\Edison\ChromData\CPESTGC6\20170124-50768.b\NR112072.D				
Injection Date:	24-Jan-2017 09:36:06	Instrument ID:	CPESTGC6	Operator ID:	
Lims ID:	CCV			Worklist Smp#:	4
Client ID:					
Injection Vol:	1.0 ul	Dil. Factor:	1.0000	ALS Bottle#:	4
Method:	608GC6	Limit Group:	GC 608 ICAL		

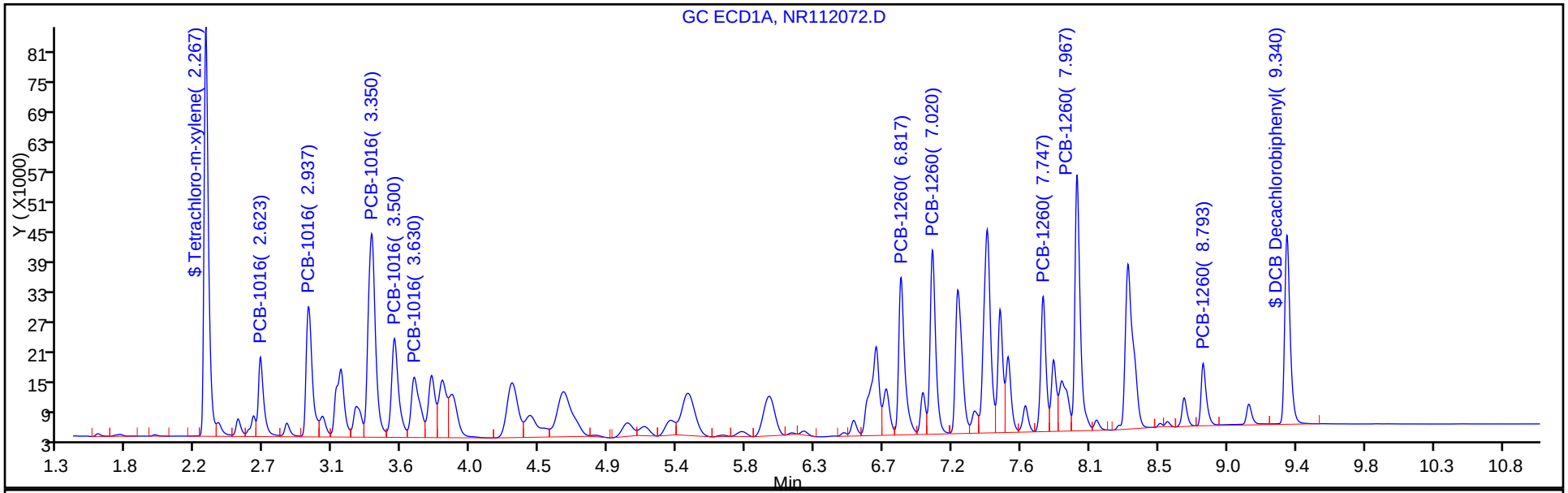

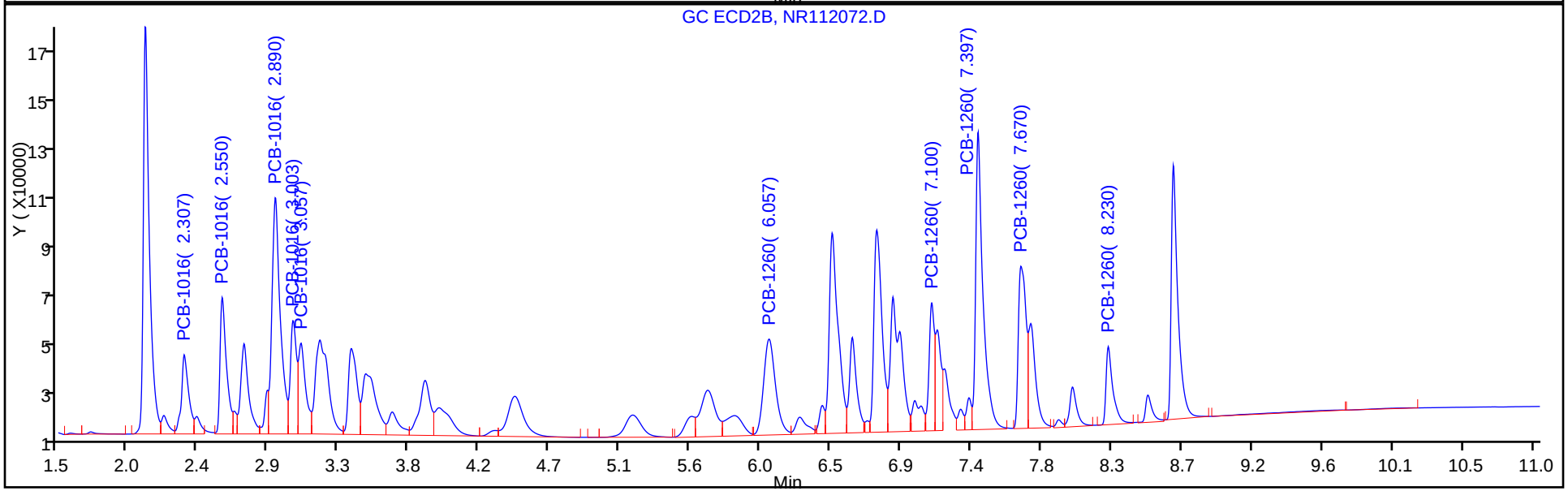

Manual Integration/User Assign Peak Report

TestAmerica Edison

Data File:	\\ChromNA\Edison\ChromData\CPESTGC6\20170124-50768.b\NR112072.D				
Injection Date:	24-Jan-2017 09:36:06	Instrument ID:	CPESTGC6		
Lims ID:	CCV				
Client ID:					
Operator ID:		ALS Bottle#:	4	Worklist Smp#:	4
Injection Vol:	1.0 ul	Dil. Factor:	1.0000		
Method:	608GC6	Limit Group:	GC 608 ICAL		
Column:		Detector	GC ECD2B		

$ 4 Tetrachloro-m-xylene, CAS: 877-09-8

Signal: 2

Processing Integration Results

RT: 2.06
Area: 441656
Amount: 110.7334
Amount Units: ug/l

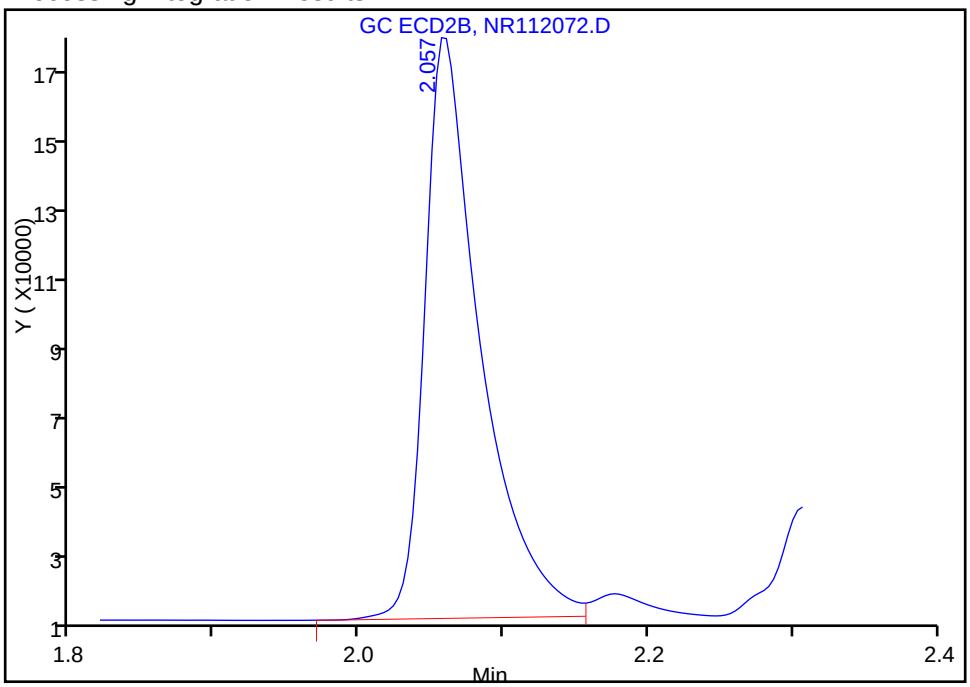

Manual Integration Results

RT: 2.06
Area: 447525
Amount: 112.2049
Amount Units: ug/l

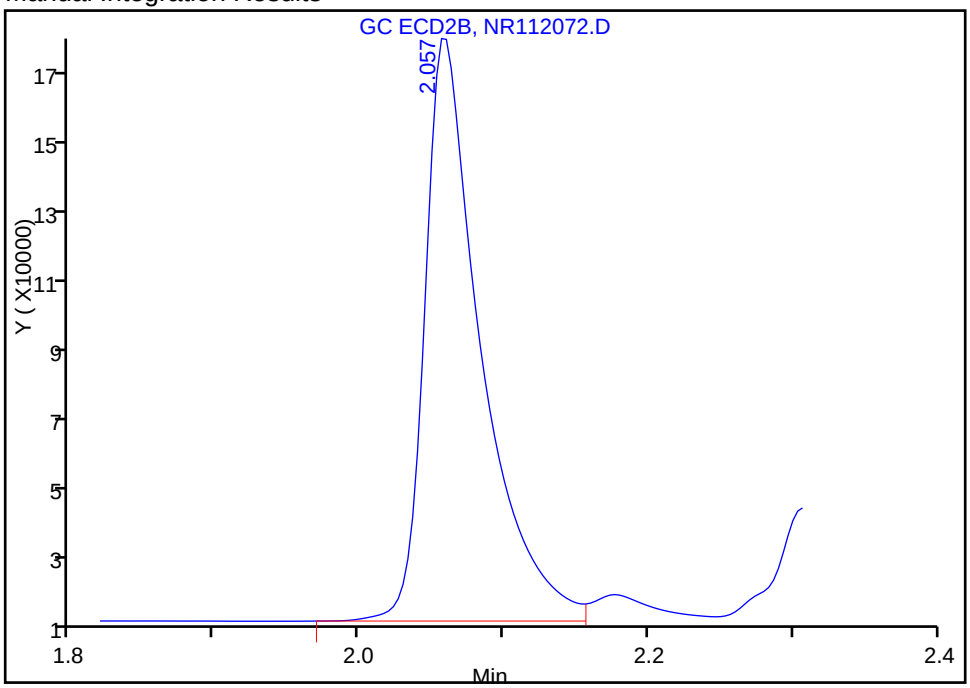

Reviewer: patelji, 24-Jan-2017 09:50:28

Audit Action: Assigned New Baseline Audit Reason: Peak not integrated

FORM VII
PCBS CONTINUING CALIBRATION DATA

Lab Name: TestAmerica Edison Job No.: 460-127124-1

SDG No.:

Lab Sample ID: CCV 460-416166/4 Calibration Date: 01/24/2017 09:36

Instrument ID: CPESTGC6 Calib Start Date: 12/17/2016 18:40

GC Column: Rtx-CLP ID: 0.53(mm) Calib End Date: 12/17/2016 19:37

Lab File ID: NR112072.D Conc. Units: ug/L

ANALYTE	CURVE TYPE	AVE CF	CF	MIN CF	CALC AMOUNT	SPIKE AMOUNT	%D	MAX %D
PCB-1016 Peak 1	Ave	96.61	104.2		1080	1000	7.9	15.0
PCB-1016 Peak 2	Ave	158.6	161.9		1020	1000	2.1	15.0
PCB-1016 Peak 3	Ave	357.0	359.4		1010	1000	0.7	15.0
PCB-1016 Peak 4	Ave	125.0	126.7		1010	1000	1.3	15.0
PCB-1016 Peak 5	Ave	114.0	116.3		1020	1000	2.0	15.0
PCB-1260 Peak 1	Ave	220.9	206.8		936	1000	-6.4	15.0
PCB-1260 Peak 2	Ave	137.1	120.1		876	1000	-12.4	15.0
PCB-1260 Peak 3	Ave	441.9	396.6		898	1000	-10.2	15.0
PCB-1260 Peak 4	Ave	245.4	225.4		919	1000	-8.1	15.0
PCB-1260 Peak 5	Ave	103.6	96.81		935	1000	-6.5	15.0

FORM VII
PCBS CONTINUING CALIBRATION RETENTION TIME SUMMARY

Lab Name: TestAmerica Edison Job No.: 460-127124-1

SDG No.:

Lab Sample ID: CCV 460-416166/4 Calibration Date: 01/24/2017 09:36

Instrument ID: CPESTGC6 Calib Start Date: 12/17/2016 18:40

GC Column: Rtx-CLP ID: 0.53(mm) Calib End Date: 12/17/2016 19:37

Lab File ID: NR112072.D

Analyte	RT	RT WINDOW	
		FROM	TO
PCB-1016 Peak 1	2.31	2.21	2.41
PCB-1016 Peak 2	2.55	2.45	2.65
PCB-1016 Peak 3	2.89	2.79	2.99
PCB-1016 Peak 4	3.00	2.90	3.10
PCB-1016 Peak 5	3.06	2.96	3.16
PCB-1260 Peak 1	6.06	5.96	6.16
PCB-1260 Peak 2	7.10	7.00	7.20
PCB-1260 Peak 3	7.40	7.30	7.50
PCB-1260 Peak 4	7.67	7.57	7.77
PCB-1260 Peak 5	8.23	8.13	8.33

TestAmerica Edison
Target Compound Quantitation Report

Data File: \\ChromNA\Edison\ChromData\CPESTGC6\20170124-50768.b\NR112072.D
Lims ID: CCV
Client ID:
Sample Type: CCV
Inject. Date: 24-Jan-2017 09:36:06 ALS Bottle#: 4 Worklist Smp#: 4
Injection Vol: 1.0 ul Dil. Factor: 1.0000
Sample Info: 460-0050768-004
Operator ID: Instrument ID: CPESTGC6
Sublist: chrom-608GC6*sub24

Method: \\ChromNA\Edison\ChromData\CPESTGC6\20170124-50768.b\608GC6.m
Limit Group: GC 608 ICAL
Last Update: 25-Jan-2017 13:30:19 Calib Date: 17-Dec-2016 21:57:13
Integrator: Falcon
Quant Method: External Standard Quant By: Initial Calibration
Last ICal File: \\ChromNA\Edison\ChromData\CPESTGC6\20161217-49531.b\NR111912.D

Column 1 : Det: GC ECD1A
Column 2 : Det: GC ECD2B
Process Host: XAWRK020

First Level Reviewer: patelji Date: 24-Jan-2017 09:50:28

Col	RT (min.)	Exp RT (min.)	Dlt RT (min.)	Response	Cal Amt ug/l	OnCol Amt ug/l	Flags
$ 4 Tetrachloro-m-xylene							M
1	2.267	2.267	0.000	166776	100.0	108.3	
2	2.057	2.057	0.000	447525	100.0	112.2	M
						RPD = 3.55	
33 PCB-1016							M
1	2.623	2.623	0.000	39938	1000.0	1022.4	
1	2.937	2.937	0.000	73360	1000.0	1061.1	
1	3.350	3.350	0.000	136480	1000.0	1009.5	
1	3.500	3.500	0.000	64509	1000.0	1042.9	
1	3.630	3.630	0.000	47722	1000.0	1026.4	
		Average of Peak Amounts =				1032.5	
2	2.307	2.307	0.000	104225	1000.0	1078.8	M
2	2.550	2.550	0.000	161920	1000.0	1021.1	M
2	2.890	2.890	0.000	359428	1000.0	1006.9	M
2	3.003	3.003	0.000	126677	1000.0	1013.3	M
2	3.057	3.057	0.000	116331	1000.0	1020.0	M
		Average of Peak Amounts =				1028.0	
						RPD = 0.43	

Col	RT (min.)	Exp RT (min.)	Dlt RT (min.)	Response	Cal Amt ug/l	OnCol Amt ug/l	Flags
41 PCB-1260							M
1	6.817	6.817	0.000	87106	1000.0	1023.6	M
1	7.020	7.020	0.000	94937	1000.0	1020.9	M
1	7.747	7.747	0.000	64047	1000.0	1003.2	M
1	7.967	7.967	0.000	124821	1000.0	957.8	M
1	8.793	8.793	0.000	30010	1000.0	914.9	
		Average of Peak Amounts =				984.1	
2	6.057	6.057	0.000	206795	1000.0	936.1	M
2	7.100	7.100	0.000	120054	1000.0	875.7	M
2	7.397	7.397	0.000	396624	1000.0	897.5	M
2	7.670	7.670	0.000	225367	1000.0	918.5	M
2	8.230	8.230	0.000	96807	1000.0	934.8	M
		Average of Peak Amounts =				912.5	
						RPD = 7.55	
$ 24 DCB Decachlorobiphenyl							
1	9.340	9.340	0.000	95333	100.0	96.4	
2	8.647	8.647	0.000	304563	100.0	96.2	
						RPD = 0.16	

QC Flag Legend

Review Flags

M - Manually Integrated

Reagents:

SG1660608L3_00009 Amount Added: 1.00 Units: mL

Report Date: 25-Jan-2017 13:30:22 Chrom Revision: 2.2 10-Jan-2017 11:26:10

TestAmerica Edison

Data File:	\\ChromNA\Edison\ChromData\CPESTGC6\20170124-50768.b\NR112072.D				
Injection Date:	24-Jan-2017 09:36:06	Instrument ID:	CPESTGC6	Operator ID:	
Lims ID:	CCV			Worklist Smp#:	4
Client ID:					
Injection Vol:	1.0 ul	Dil. Factor:	1.0000	ALS Bottle#:	4
Method:	608GC6	Limit Group:	GC 608 ICAL		

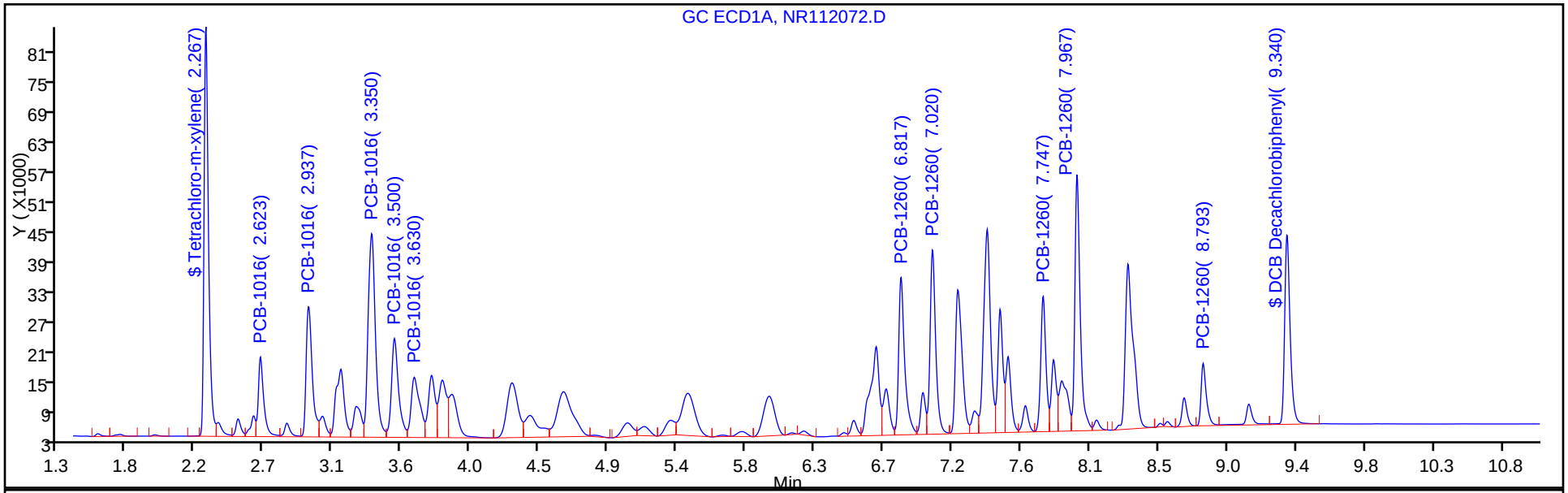

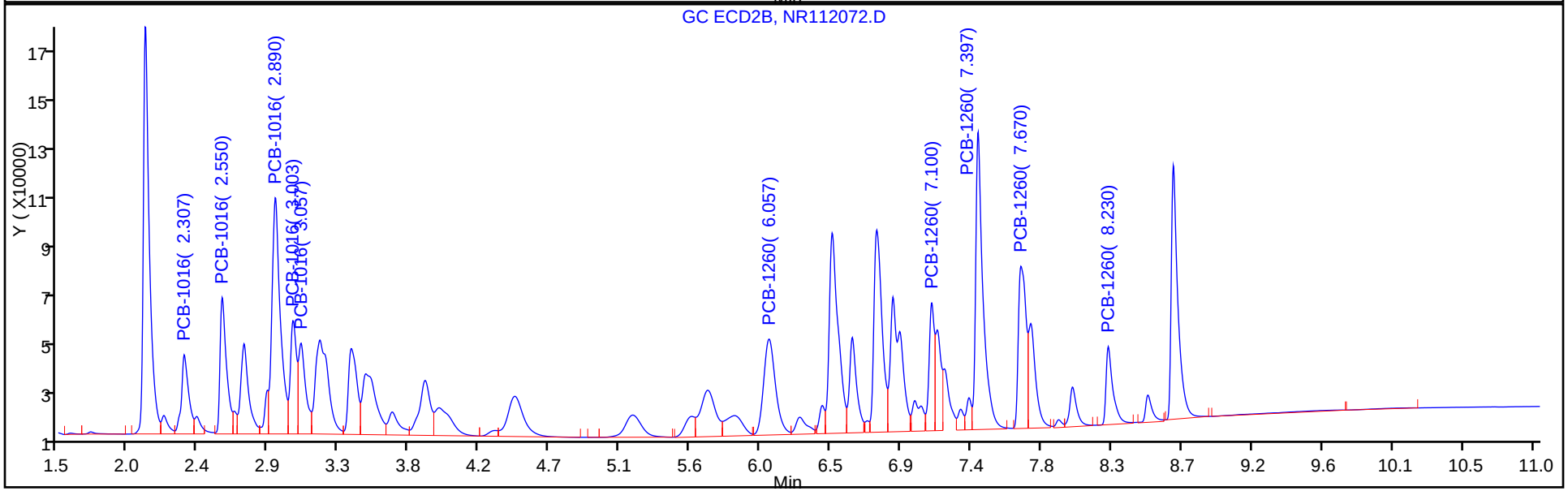

Report Date: 25-Jan-2017 13:30:22 Chrom Revision: 2.2 10-Jan-2017 11:26:10

TestAmerica Edison

Data File: \\ChromNA\Edison\ChromData\CPESTGC6\20170124-50768.b\NR112072.D

Injection Date: 24-Jan-2017 09:36:06 Instrument ID: CPESTGC6

Lims ID: CCV

Client ID:

Operator ID: ALS Bottle#: 4 Worklist Smp#: 4

Injection Vol: 1.0 ul Dil. Factor: 1.0000

Method: 608GC6 Limit Group: GC 608 ICAL

Column: Detector GC ECD2B

33 PCB-1016, CAS: 12674-11-2

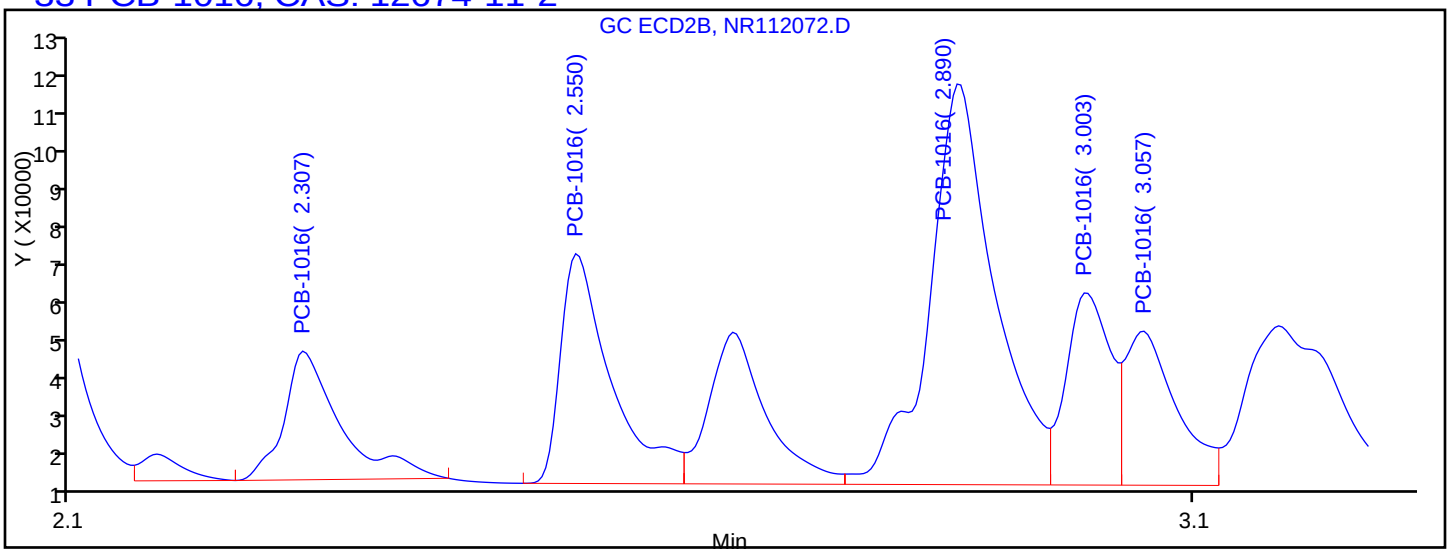

Processing Integration Results

2.307	Response = 106629
2.550	Response = 171856
2.890	Response = 386793
3.003	Response = 126240
3.057	Response = 116053

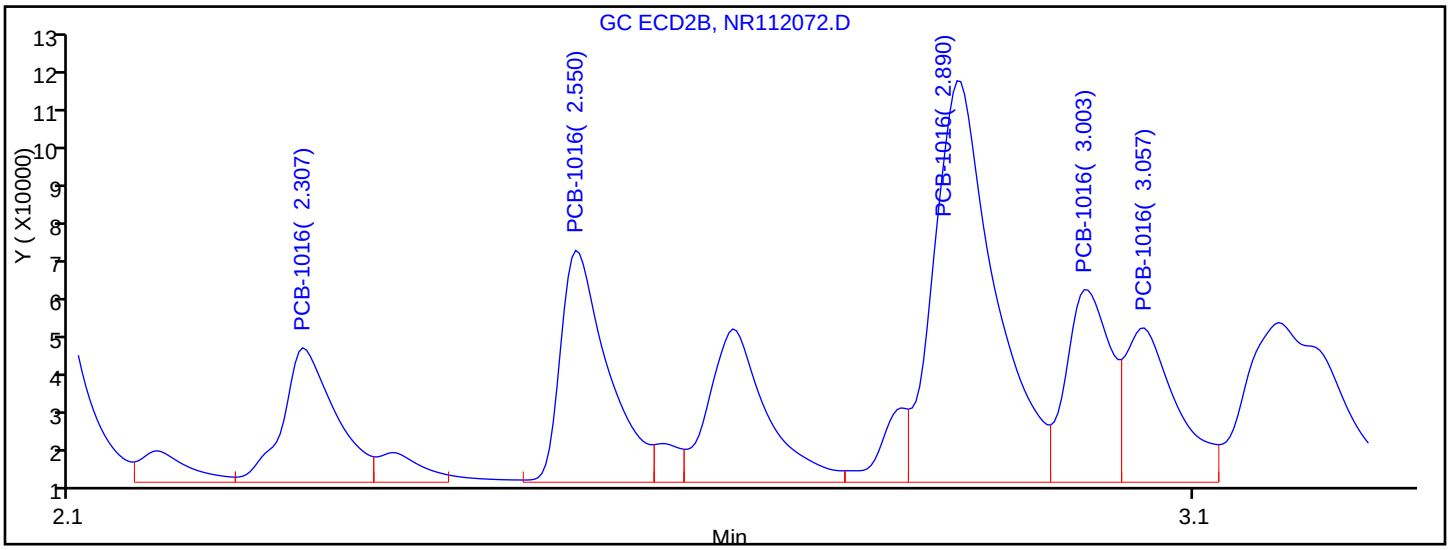

Manual Integration Results

2.307	Response = 104225	M
2.550	Response = 161920	M
2.890	Response = 359428	M
3.003	Response = 126677	M
3.057	Response = 116331	M

Reviewer: patelji, 24-Jan-2017 09:50:28

Audit Action: Assigned New Baseline Audit Reason: Peak not integrated

Manual Integration/User Assign Peak Report

TestAmerica Edison

Data File:	\\ChromNA\Edison\ChromData\CPESTGC6\20170124-50768.b\NR112072.D				
Injection Date:	24-Jan-2017 09:36:06	Instrument ID:	CPESTGC6		
Lims ID:	CCV				
Client ID:					
Operator ID:		ALS Bottle#:	4	Worklist Smp#:	4
Injection Vol:	1.0 ul	Dil. Factor:	1.0000		
Method:	608GC6	Limit Group:	GC 608 ICAL		
Column:		Detector	GC ECD2B		

$ 4 Tetrachloro-m-xylene, CAS: 877-09-8

Signal: 2

Processing Integration Results

RT: 2.06
Area: 441656
Amount: 110.7334
Amount Units: ug/l

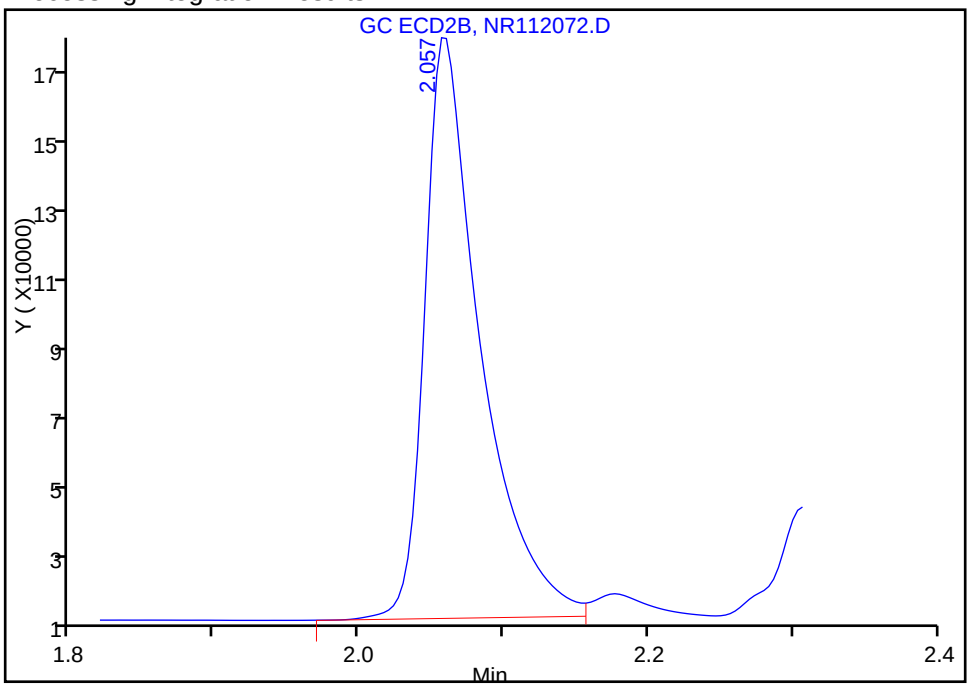

Manual Integration Results

RT: 2.06
Area: 447525
Amount: 112.2049
Amount Units: ug/l

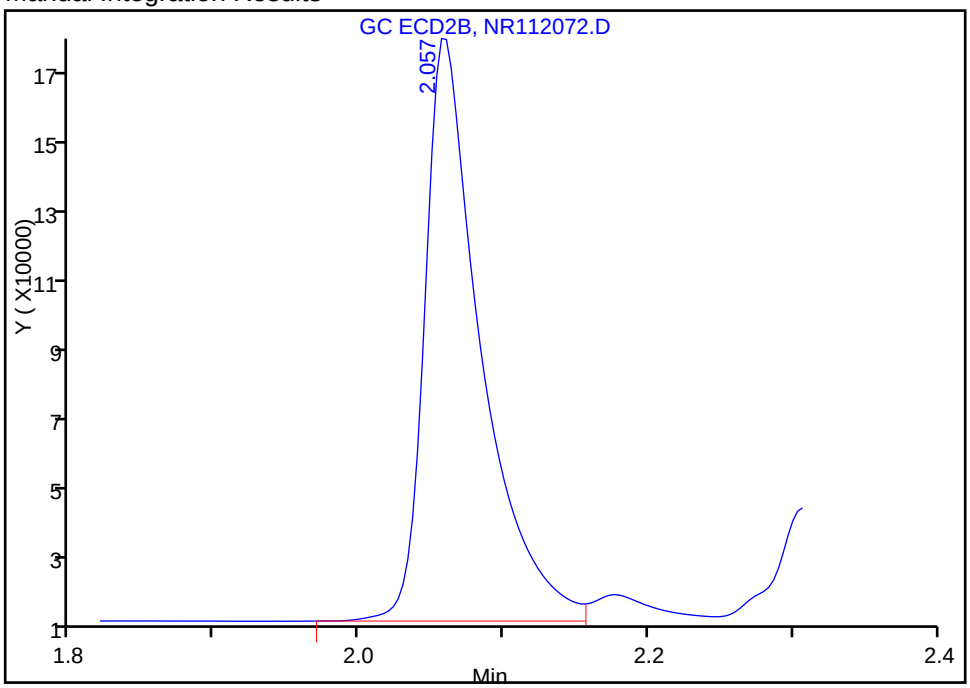

Reviewer: patelji, 24-Jan-2017 09:50:28

Audit Action: Assigned New Baseline Audit Reason: Peak not integrated

Report Date: 25-Jan-2017 13:30:22 Chrom Revision: 2.2 10-Jan-2017 11:26:10

TestAmerica Edison

Data File: \\ChromNA\Edison\ChromData\CPESTGC6\20170124-50768.b\NR112072.D

Injection Date: 24-Jan-2017 09:36:06 Instrument ID: CPESTGC6

Lims ID: CCV

Client ID:

Operator ID: ALS Bottle#: 4 Worklist Smp#: 4

Injection Vol: 1.0 ul Dil. Factor: 1.0000

Method: 608GC6 Limit Group: GC 608 ICAL

Column: Detector GC ECD2B

41 PCB-1260, CAS: 11096-82-5

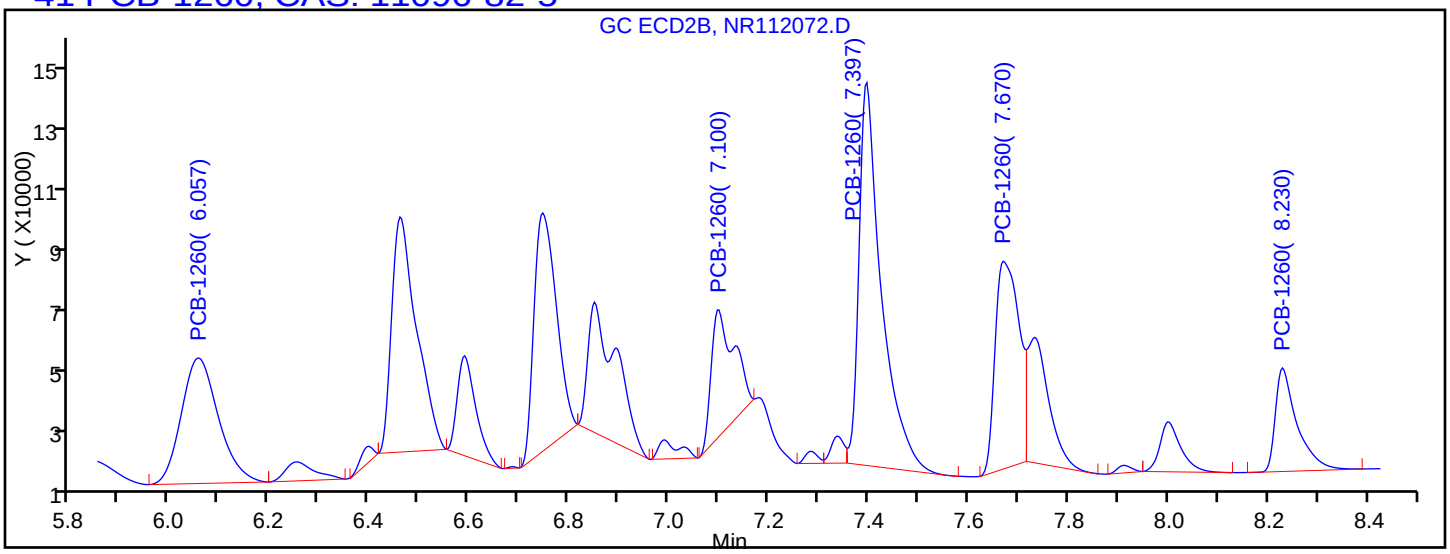

Processing Integration Results

6.057	Response = 197126
7.100	Response = 119709
7.397	Response = 363733
7.670	Response = 212033
8.230	Response = 94882

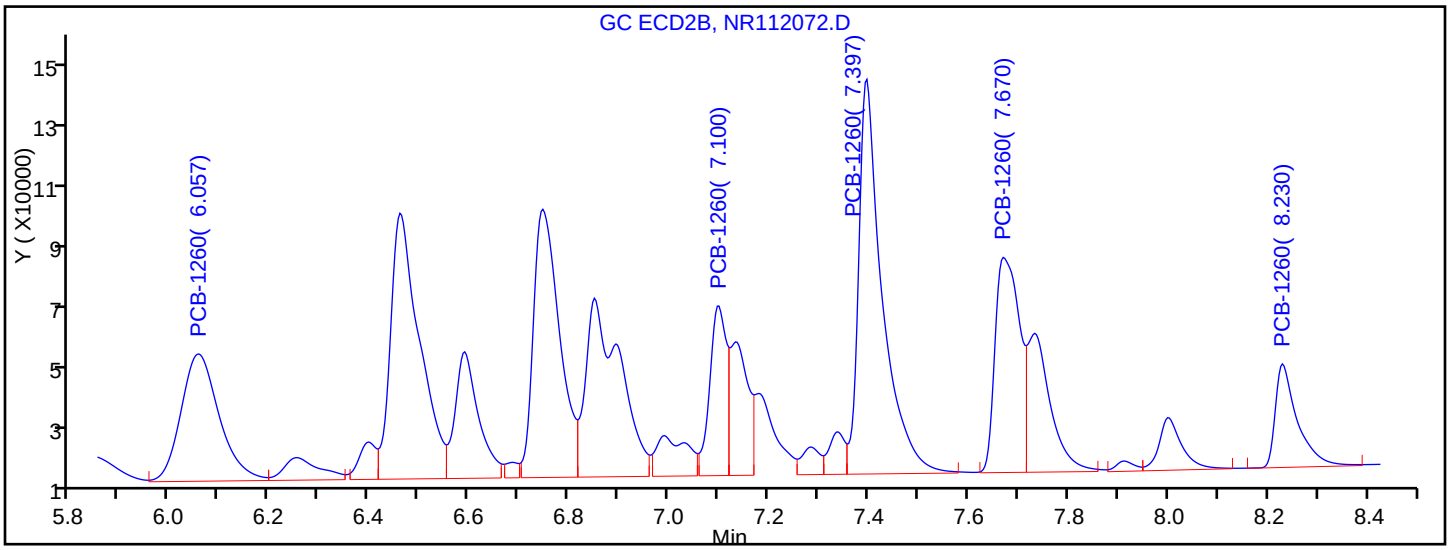

Manual Integration Results

6.057	Response = 206795	M
7.100	Response = 120054	M
7.397	Response = 396624	M
7.670	Response = 225367	M
8.230	Response = 96807	M

Reviewer: patelji, 24-Jan-2017 09:50:28

Audit Action: Assigned New Baseline Audit Reason: Peak not integrated

FORM I
PCBS ORGANICS ANALYSIS DATA SHEET

Lab Name: TestAmerica Edison
Job No.: 460-127124-1
SDG No.:
Client Sample ID:
Lab Sample ID: MB 460-416015/1-A
Matrix: Water
Lab File ID: NR112073.D
Analysis Method: 608
Date Collected:
Extraction Method: 608
Date Extracted: 01/23/2017 08:28
Sample wt/vol: 1000(mL)
Date Analyzed: 01/24/2017 09:52
Con. Extract Vol.: 0.5(mL)
Dilution Factor: 1
Injection Volume: 1(uL)
GC Column: CLP-2 ID: 0.53(mm)
% Moisture:
GPC Cleanup:(Y/N) N
Analysis Batch No.: 416166
Units: ug/L

CAS NO.	SURROGATE	%REC	Q	LIMITS
2051-24-3	DCB Decachlorobiphenyl	79		13-150
877-09-8	Tetrachloro-m-xylene (Surr)	63		14-150

TestAmerica Edison
Target Compound Quantitation Report

Data File: \\ChromNA\Edison\ChromData\CPESTGC6\20170124-50768.b\NR112073.D
Lims ID: MB 460-416015/1-A
Client ID:
Sample Type: MB
Inject. Date: 24-Jan-2017 09:52:42 ALS Bottle#: 5 Worklist Smp#: 5
Injection Vol: 1.0 ul Dil. Factor: 1.0000
Sample Info: 460-0050768-005
Operator ID: Instrument ID: CPESTGC6

Method: \\ChromNA\Edison\ChromData\CPESTGC6\20170124-50768.b\608GC6.m
Limit Group: GC 608 ICAL
Last Update: 25-Jan-2017 13:30:19 Calib Date: 17-Dec-2016 21:57:13
Integrator: Falcon
Quant Method: External Standard Quant By: Initial Calibration
Last ICal File: \\ChromNA\Edison\ChromData\CPESTGC6\20161217-49531.b\NR111912.D

Column 1 : Det: GC ECD1A
Column 2 : Det: GC ECD2B
Process Host: XAWRK020

First Level Reviewer: patelji Date: 24-Jan-2017 14:45:12

Col	RT (min.)	Exp RT (min.)	Dlt RT (min.)	Response	Cal Amt ug/l	OnCol Amt ug/l	Flags
$ 4 Tetrachloro-m-xylene							M
1	2.263	2.267	-0.004	194380	200.0	126.2	
2	2.063	2.057	0.006	511404	200.0	128.2	M
						RPD = 1.57	
$ 24 DCB Decachlorobiphenyl							
1	9.353	9.340	0.013	150355	200.0	157.4	
2	8.660	8.647	0.013	478952	200.0	151.3	
						RPD = 3.91	

QC Flag Legend

Review Flags

M - Manually Integrated

Report Date: 25-Jan-2017 13:30:26 Chrom Revision: 2.2 10-Jan-2017 11:26:10

TestAmerica Edison

Data File:	\\ChromNA\Edison\ChromData\CPESTGC6\20170124-50768.b\NR112073.D				
Injection Date:	24-Jan-2017 09:52:42	Instrument ID:	CPESTGC6	Operator ID:	
Lims ID:	MB 460-416015/1-A			Worklist Smp#:	5
Client ID:					
Injection Vol:	1.0 ul	Dil. Factor:	1.0000	ALS Bottle#:	5
Method:	608GC6	Limit Group:	GC 608 ICAL		

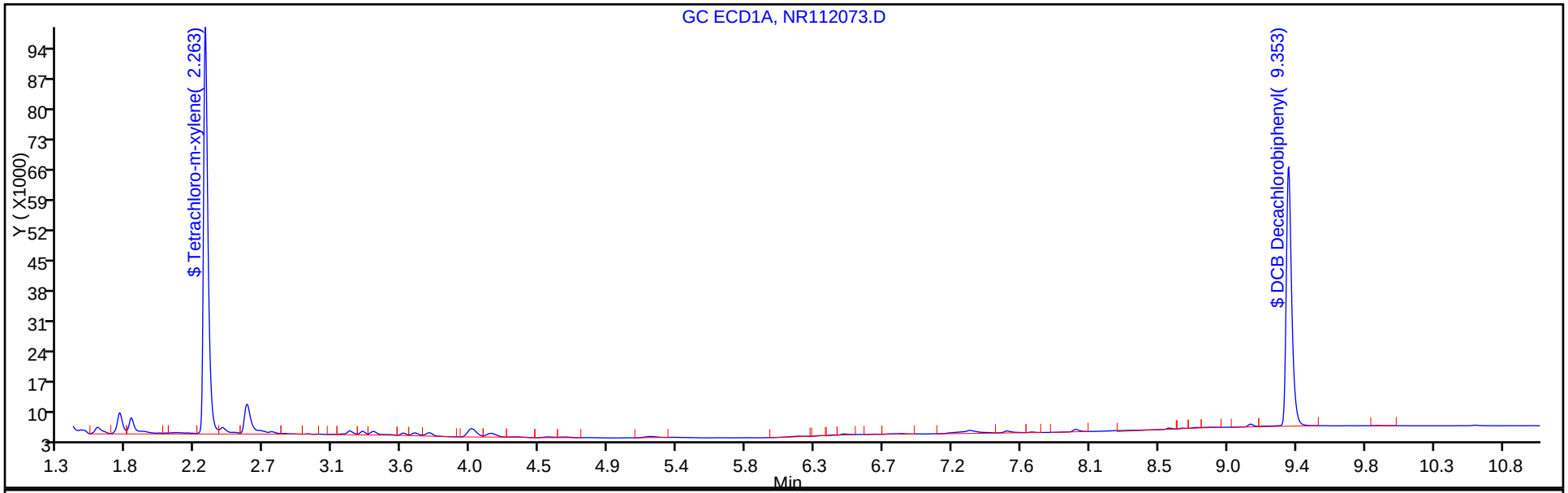

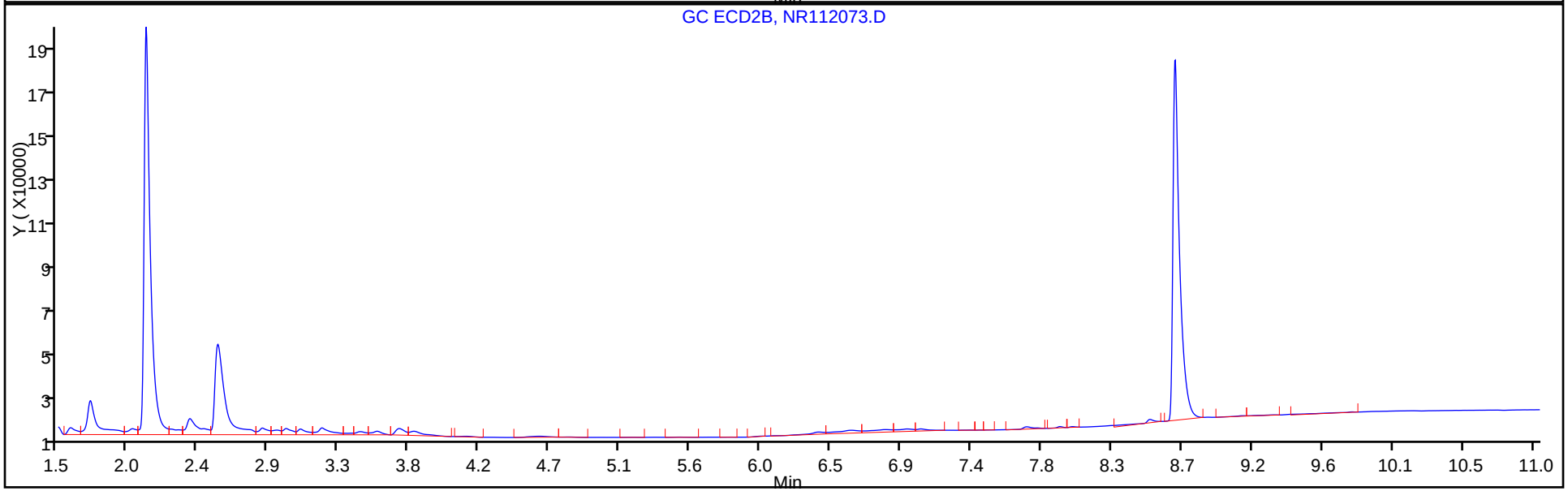

FORM I
PCBS ORGANICS ANALYSIS DATA SHEET

Lab Name: TestAmerica Edison
Job No.: 460-127124-1
SDG No.:
Client Sample ID:
Lab Sample ID: MB 460-416015/1-A
Matrix: Water
Lab File ID: NR112073.D
Analysis Method: 608
Date Collected:
Extraction Method: 608
Date Extracted: 01/23/2017 08:28
Sample wt/vol: 1000(mL)
Date Analyzed: 01/24/2017 09:52
Con. Extract Vol.: 0.5(mL)
Dilution Factor: 1
Injection Volume: 1(uL)
GC Column: Rtx-CLP ID: 0.53(mm)
% Moisture:
GPC Cleanup:(Y/N) N
Analysis Batch No.: 416166
Units: ug/L

CAS NO.	COMPOUND NAME	RESULT	Q	RL	MDL
12674-11-2	PCB-1016	0.050	U	0.050	0.017
11104-28-2	PCB-1221	0.050	U	0.050	0.024
11141-16-5	PCB-1232	0.050	U	0.050	0.028
53469-21-9	PCB-1242	0.050	U	0.050	0.031
12672-29-6	PCB-1248	0.050	U	0.050	0.017
11097-69-1	PCB-1254	0.050	U	0.050	0.017
11096-82-5	PCB-1260	0.050	U	0.050	0.012
1336-36-3	Polychlorinated biphenyls, Total	0.050	U	0.050	0.012

CAS NO.	SURROGATE	%REC	Q	LIMITS
2051-24-3	DCB Decachlorobiphenyl	76		13-150
877-09-8	Tetrachloro-m-xylene (Surr)	64		14-150

TestAmerica Edison
Target Compound Quantitation Report

Data File:	\\ChromNA\Edison\ChromData\CPESTGC6\20170124-50768.b\NR112073.D				
Lims ID:	MB 460-416015/1-A				
Client ID:					
Sample Type:	MB				
Inject. Date:	24-Jan-2017 09:52:42	ALS Bottle#:	5	Worklist Smp#:	5
Injection Vol:	1.0 ul	Dil. Factor:	1.0000		
Sample Info:	460-0050768-005				
Operator ID:		Instrument ID:	CPESTGC6		

Method:	\\ChromNA\Edison\ChromData\CPESTGC6\20170124-50768.b\608GC6.m		
Limit Group:	GC 608 ICAL		
Last Update:	25-Jan-2017 13:30:19	Calib Date:	17-Dec-2016 21:57:13
Integrator:	Falcon		
Quant Method:	External Standard	Quant By:	Initial Calibration
Last ICal File:	\\ChromNA\Edison\ChromData\CPESTGC6\20161217-49531.b\NR111912.D		

Column 1 :			Det: GC ECD1A
Column 2 :			Det: GC ECD2B
Process Host:	XAWRK020		

First Level Reviewer: patelji Date: 24-Jan-2017 14:45:12

Col	RT (min.)	Exp RT (min.)	Dlt RT (min.)	Response	Cal Amt ug/l	OnCol Amt ug/l	Flags
$ 4 Tetrachloro-m-xylene							M
1	2.263	2.267	-0.004	194380	200.0	126.2	
2	2.063	2.057	0.006	511404	200.0	128.2	M
						RPD = 1.57	
$ 24 DCB Decachlorobiphenyl							
1	9.353	9.340	0.013	150355	200.0	157.4	
2	8.660	8.647	0.013	478952	200.0	151.3	
						RPD = 3.91	

QC Flag Legend

Review Flags

M - Manually Integrated

Report Date: 25-Jan-2017 13:30:26 Chrom Revision: 2.2 10-Jan-2017 11:26:10

TestAmerica Edison

Data File:	\\ChromNA\Edison\ChromData\CPESTGC6\20170124-50768.b\NR112073.D				
Injection Date:	24-Jan-2017 09:52:42	Instrument ID:	CPESTGC6	Operator ID:	
Lims ID:	MB 460-416015/1-A			Worklist Smp#:	5
Client ID:					
Injection Vol:	1.0 ul	Dil. Factor:	1.0000	ALS Bottle#:	5
Method:	608GC6	Limit Group:	GC 608 ICAL		

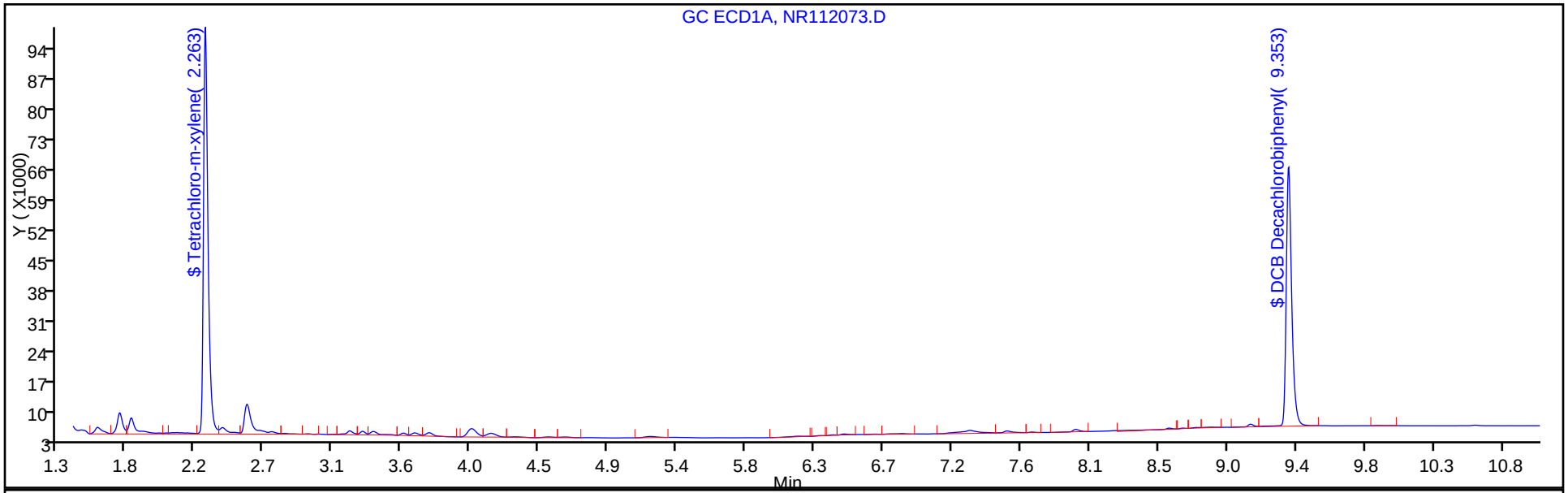

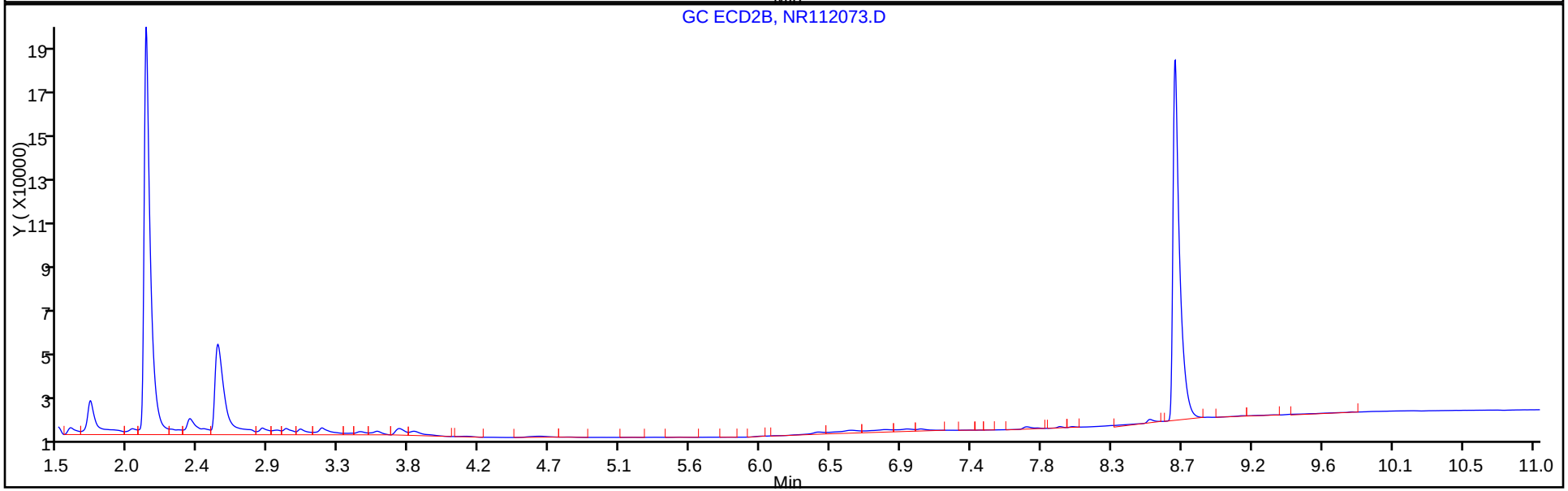

Manual Integration/User Assign Peak Report

TestAmerica Edison

Data File:	\\ChromNA\Edison\ChromData\CPESTGC6\20170124-50768.b\NR112073.D				
Injection Date:	24-Jan-2017 09:52:42	Instrument ID:	CPESTGC6		
Lims ID:	MB 460-416015/1-A				
Client ID:					
Operator ID:		ALS Bottle#:	5	Worklist Smp#:	5
Injection Vol:	1.0 ul	Dil. Factor:	1.0000		
Method:	608GC6	Limit Group:	GC 608 ICAL		
Column:		Detector	GC ECD2B		

$ 4 Tetrachloro-m-xylene, CAS: 877-09-8

Signal: 2

Processing Integration Results

RT: 2.06
Area: 523088
Amount: 131.1503
Amount Units: ug/l

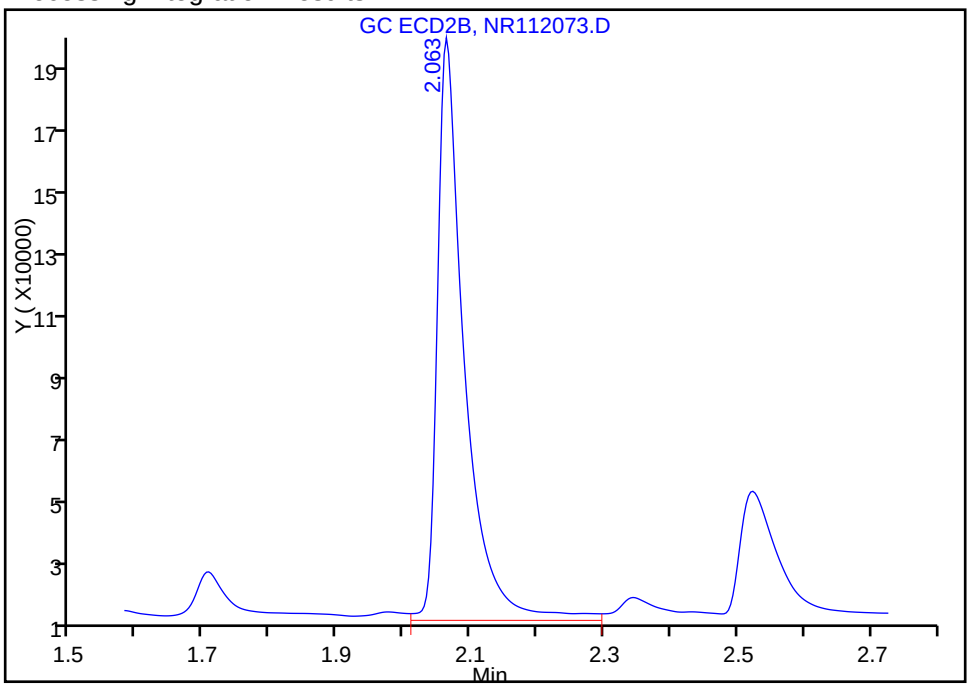

Manual Integration Results

RT: 2.06
Area: 511404
Amount: 128.2209
Amount Units: ug/l

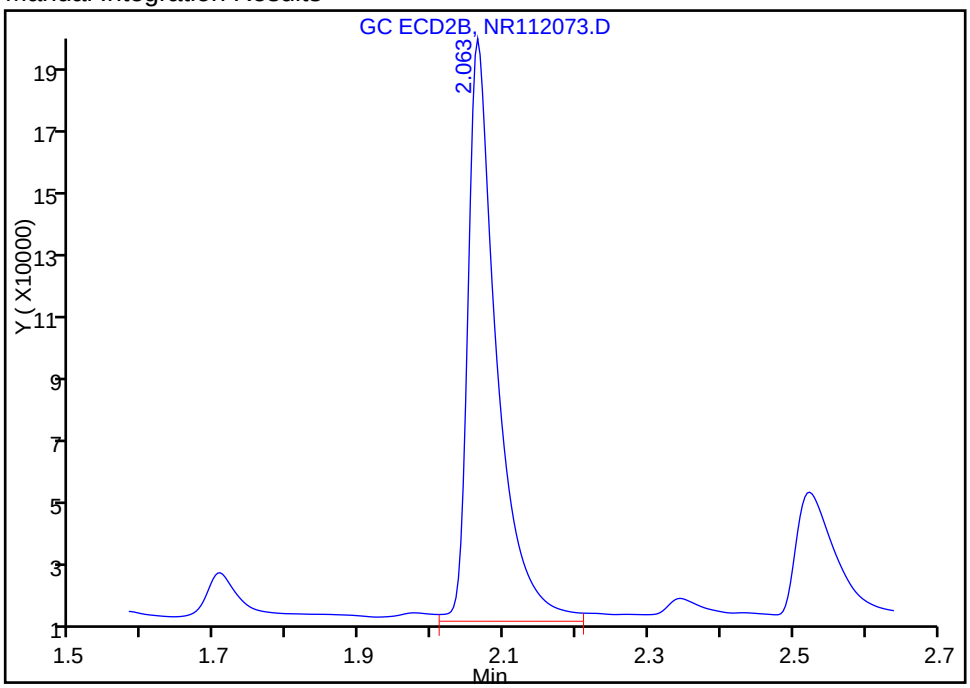

Reviewer: patelji, 24-Jan-2017 14:45:12

Audit Action: Split an Integrated Peak Audit Reason: Sample matrix interference

FORM I
PCBS ORGANICS ANALYSIS DATA SHEET

Lab Name: TestAmerica Edison
Job No.: 460-127124-1
SDG No.:
Client Sample ID:
Lab Sample ID: LCS 460-416015/2-A
Matrix: Water
Lab File ID: NR112074.D
Analysis Method: 608
Date Collected:
Extraction Method: 608
Date Extracted: 01/23/2017 08:28
Sample wt/vol: 1000(mL)
Date Analyzed: 01/24/2017 10:06
Con. Extract Vol.: 0.5(mL)
Dilution Factor: 1
Injection Volume: 1(uL)
GC Column: CLP-2 ID: 0.53(mm)
% Moisture:
GPC Cleanup:(Y/N) N
Analysis Batch No.: 416166
Units: ug/L

CAS NO.	COMPOUND NAME	RESULT	Q	RL	MDL
12674-11-2	PCB-1016	1.07		0.050	0.017
11096-82-5	PCB-1260	1.21		0.050	0.012

CAS NO.	SURROGATE	%REC	Q	LIMITS
2051-24-3	DCB Decachlorobiphenyl	97		13-150
877-09-8	Tetrachloro-m-xylene (Surr)	69		14-150

TestAmerica Edison
Target Compound Quantitation Report

Data File: \\ChromNA\Edison\ChromData\CPESTGC6\20170124-50768.b\NR112074.D
Lims ID: LCS 460-416015/2-A
Client ID:
Sample Type: LCS
Inject. Date: 24-Jan-2017 10:06:21 ALS Bottle#: 6 Worklist Smp#: 6
Injection Vol: 1.0 ul Dil. Factor: 1.0000
Sample Info: 460-0050768-006
Operator ID: Instrument ID: CPESTGC6

Method: \\ChromNA\Edison\ChromData\CPESTGC6\20170124-50768.b\608GC6.m
Limit Group: GC 608 ICAL
Last Update: 26-Jan-2017 09:48:35 Calib Date: 17-Dec-2016 21:57:13
Integrator: Falcon
Quant Method: External Standard Quant By: Initial Calibration
Last ICal File: \\ChromNA\Edison\ChromData\CPESTGC6\20161217-49531.b\NR111912.D

Column 1 : Det: GC ECD1A
Column 2 : Det: GC ECD2B
Process Host: XAWRK031

First Level Reviewer: patelji Date: 26-Jan-2017 09:48:35

Col	RT (min.)	Exp RT (min.)	Dlt RT (min.)	Response	Cal Amt ug/l	OnCol Amt ug/l	Flags
$ 4 Tetrachloro-m-xylene							M
1	2.263	2.267	-0.004	213810	200.0	138.8	
2	2.057	2.057	0.000	557052	200.0	139.7	M
						RPD = 0.60	
33 PCB-1016							M
1	2.620	2.623	-0.003	78719	2000.0	2015.2	
1	2.937	2.937	0.000	147301	2000.0	2199.2	
1	3.347	3.350	-0.003	280512	2000.0	2074.8	
1	3.497	3.500	-0.003	132039	2000.0	2134.7	
1	3.623	3.630	-0.007	104908	2000.0	2265.6	
		Average of Peak Amounts =				2137.9	
2	2.303	2.307	-0.004	209640	2000.0	2170.0	M
2	0.000	2.550	0.000	0	2000.0	0	
2	2.890	2.890	0.000	728208	2000.0	2039.9	M
2	3.000	3.003	-0.003	249726	2000.0	1997.7	M
2	3.053	3.057	-0.004	260441	2000.0	2283.7	M
		Average of Peak Amounts =				2122.8	
						RPD = 0.71	

Col	RT (min.)	Exp RT (min.)	Dlt RT (min.)	Response	Cal Amt ug/l	OnCol Amt ug/l	Flags
41 PCB-1260							M
1	6.813	6.817	-0.004	195006	2000.0	2375.8	
1	7.020	7.020	0.000	214112	2000.0	2386.2	
1	0.000	7.747	0.000	0	2000.0	0	
1	7.967	7.967	0.000	323536	2000.0	2482.7	
1	0.000	8.793	0.000	0	2000.0	0	
		Average of Peak Amounts =				2414.9	
2	6.057	6.057	0.000	488550	2000.0	2211.5	M
2	7.097	7.100	-0.003	336919	2000.0	2457.7	M
2	7.393	7.397	-0.004	1061198	2000.0	2401.4	M
2	7.670	7.670	0.000	588113	2000.0	2396.9	M
2	0.000	8.230	0.000	0	2000.0	0	
		Average of Peak Amounts =				2366.9	
						RPD = 2.01	
$ 24 DCB Decachlorobiphenyl							
1	9.347	9.340	0.007	184066	200.0	194.8	
2	8.650	8.647	0.003	591876	200.0	187.0	
						RPD = 4.05	

QC Flag Legend

Review Flags

M - Manually Integrated

Report Date: 26-Jan-2017 09:49:01 Chrom Revision: 2.2 10-Jan-2017 11:26:10

TestAmerica Edison

Data File: \\ChromNA\Edison\ChromData\CPESTGC6\20170124-50768.b\NR112074.D

Injection Date: 24-Jan-2017 10:06:21 Instrument ID: CPESTGC6 Operator ID:

Lims ID: LCS 460-416015/2-A Worklist Smp#: 6

Client ID:

Injection Vol: 1.0 ul Dil. Factor: 1.0000 ALS Bottle#: 6

Method: 608GC6 Limit Group: GC 608 ICAL

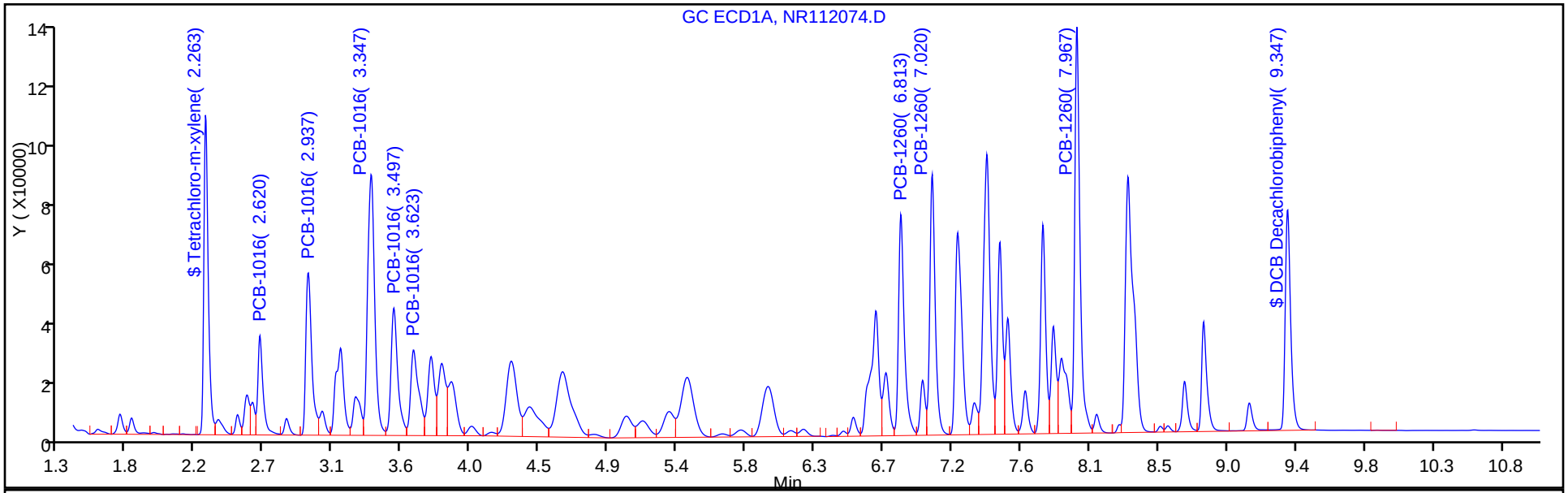

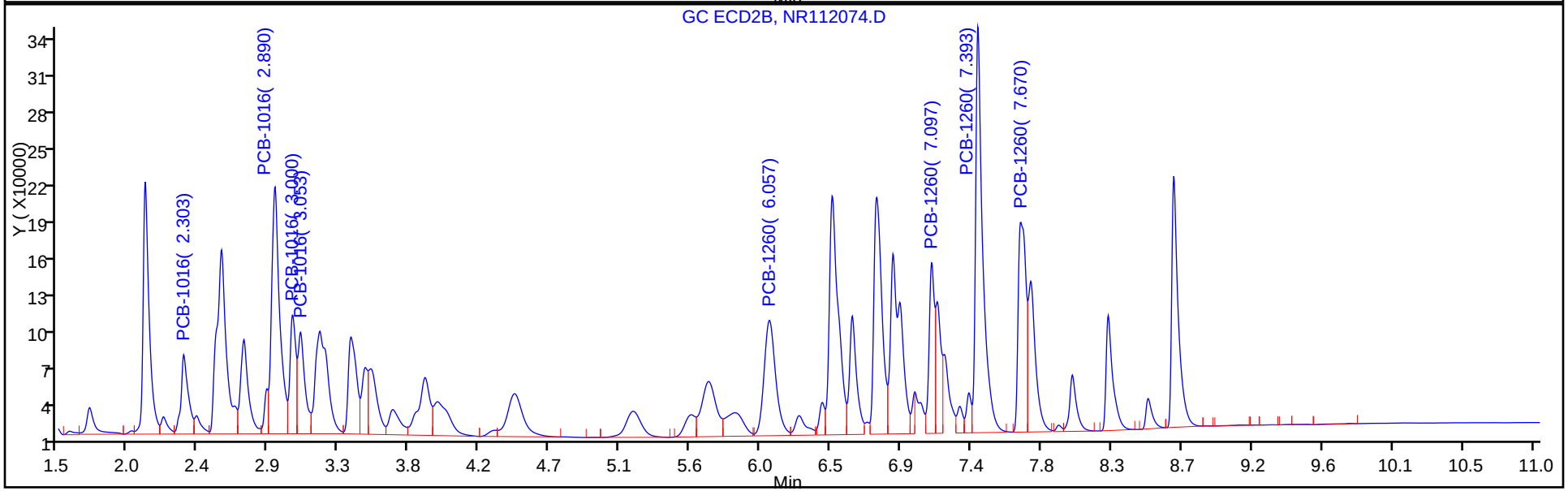

FORM I
PCBS ORGANICS ANALYSIS DATA SHEET

Lab Name: TestAmerica Edison
Job No.: 460-127124-1
SDG No.:
Client Sample ID:
Lab Sample ID: LCS 460-416015/2-A
Matrix: Water
Lab File ID: NR112074.D
Analysis Method: 608
Date Collected:
Extraction Method: 608
Date Extracted: 01/23/2017 08:28
Sample wt/vol: 1000(mL)
Date Analyzed: 01/24/2017 10:06
Con. Extract Vol.: 0.5(mL)
Dilution Factor: 1
Injection Volume: 1(uL)
GC Column: Rtx-CLP ID: 0.53(mm)
% Moisture:
GPC Cleanup:(Y/N) N
Analysis Batch No.: 416166
Units: ug/L

CAS NO.	COMPOUND NAME	RESULT	Q	RL	MDL
12674-11-2	*PCB-1016*	*1.06*		*0.050*	*0.017*
11096-82-5	*PCB-1260*	*1.18*		*0.050*	*0.012*

CAS NO.	SURROGATE	%REC	Q	LIMITS
2051-24-3	DCB Decachlorobiphenyl	94		13-150
877-09-8	Tetrachloro-m-xylene (Surr)	70		14-150

TestAmerica Edison
Target Compound Quantitation Report

Data File: \\ChromNA\Edison\ChromData\CPESTGC6\20170124-50768.b\NR112074.D
Lims ID: LCS 460-416015/2-A
Client ID:
Sample Type: LCS
Inject. Date: 24-Jan-2017 10:06:21 ALS Bottle#: 6 Worklist Smp#: 6
Injection Vol: 1.0 ul Dil. Factor: 1.0000
Sample Info: 460-0050768-006
Operator ID: Instrument ID: CPESTGC6

Method: \\ChromNA\Edison\ChromData\CPESTGC6\20170124-50768.b\608GC6.m
Limit Group: GC 608 ICAL
Last Update: 26-Jan-2017 09:48:35 Calib Date: 17-Dec-2016 21:57:13
Integrator: Falcon
Quant Method: External Standard Quant By: Initial Calibration
Last ICal File: \\ChromNA\Edison\ChromData\CPESTGC6\20161217-49531.b\NR111912.D

Column 1 : Det: GC ECD1A
Column 2 : Det: GC ECD2B
Process Host: XAWRK031

First Level Reviewer: patelji Date: 26-Jan-2017 09:48:35

Col	RT (min.)	Exp RT (min.)	Dlt RT (min.)	Response	Cal Amt ug/l	OnCol Amt ug/l	Flags
$ 4 Tetrachloro-m-xylene							M
1	2.263	2.267	-0.004	213810	200.0	138.8	
2	2.057	2.057	0.000	557052	200.0	139.7	M
						RPD = 0.60	
33 PCB-1016							M
1	2.620	2.623	-0.003	78719	2000.0	2015.2	
1	2.937	2.937	0.000	147301	2000.0	2199.2	
1	3.347	3.350	-0.003	280512	2000.0	2074.8	
1	3.497	3.500	-0.003	132039	2000.0	2134.7	
1	3.623	3.630	-0.007	104908	2000.0	2265.6	
		Average of Peak Amounts =				2137.9	
2	2.303	2.307	-0.004	209640	2000.0	2170.0	M
2	0.000	2.550	0.000	0	2000.0	0	
2	2.890	2.890	0.000	728208	2000.0	2039.9	M
2	3.000	3.003	-0.003	249726	2000.0	1997.7	M
2	3.053	3.057	-0.004	260441	2000.0	2283.7	M
		Average of Peak Amounts =				2122.8	
						RPD = 0.71	

Col	RT (min.)	Exp RT (min.)	Dlt RT (min.)	Response	Cal Amt ug/l	OnCol Amt ug/l	Flags
41 PCB-1260							M
1	6.813	6.817	-0.004	195006	2000.0	2375.8	
1	7.020	7.020	0.000	214112	2000.0	2386.2	
1	0.000	7.747	0.000	0	2000.0	0	
1	7.967	7.967	0.000	323536	2000.0	2482.7	
1	0.000	8.793	0.000	0	2000.0	0	
		Average of Peak Amounts =				2414.9	
2	6.057	6.057	0.000	488550	2000.0	2211.5	M
2	7.097	7.100	-0.003	336919	2000.0	2457.7	M
2	7.393	7.397	-0.004	1061198	2000.0	2401.4	M
2	7.670	7.670	0.000	588113	2000.0	2396.9	M
2	0.000	8.230	0.000	0	2000.0	0	
		Average of Peak Amounts =				2366.9	
						RPD = 2.01	
$ 24 DCB Decachlorobiphenyl							
1	9.347	9.340	0.007	184066	200.0	194.8	
2	8.650	8.647	0.003	591876	200.0	187.0	
						RPD = 4.05	

QC Flag Legend

Review Flags

M - Manually Integrated

Report Date: 26-Jan-2017 09:49:02 Chrom Revision: 2.2 10-Jan-2017 11:26:10

TestAmerica Edison

Data File: \\ChromNA\Edison\ChromData\CPESTGC6\20170124-50768.b\NR112074.D

Injection Date: 24-Jan-2017 10:06:21 Instrument ID: CPESTGC6 Operator ID:

Lims ID: LCS 460-416015/2-A Worklist Smp#: 6

Client ID:

Injection Vol: 1.0 ul Dil. Factor: 1.0000 ALS Bottle#: 6

Method: 608GC6 Limit Group: GC 608 ICAL

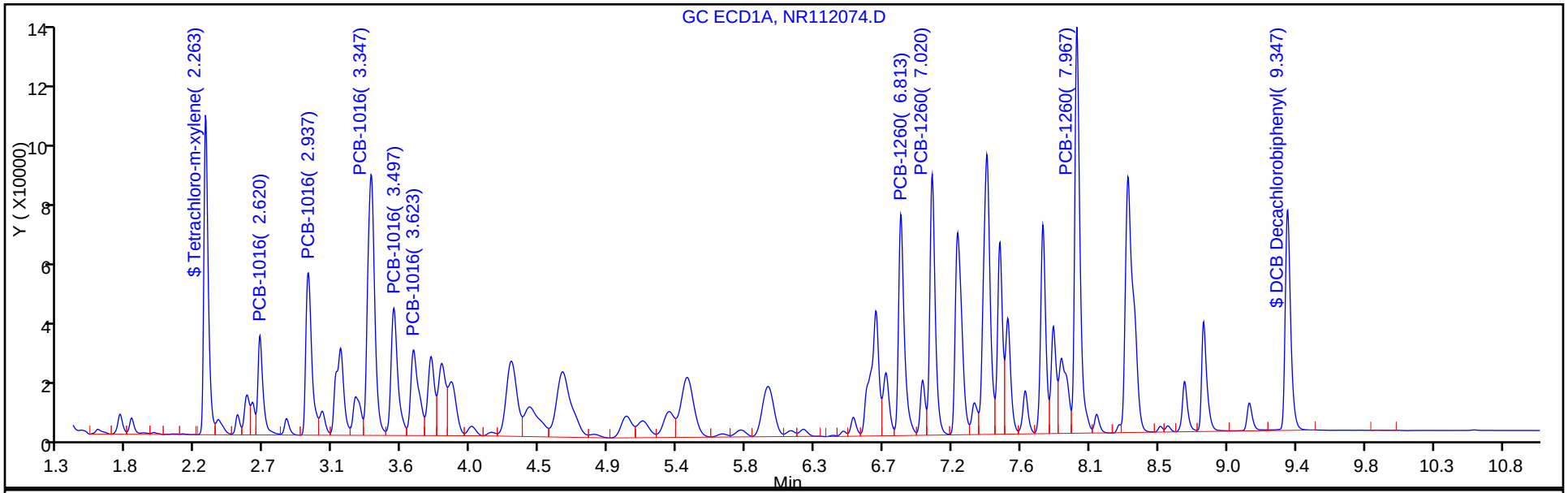

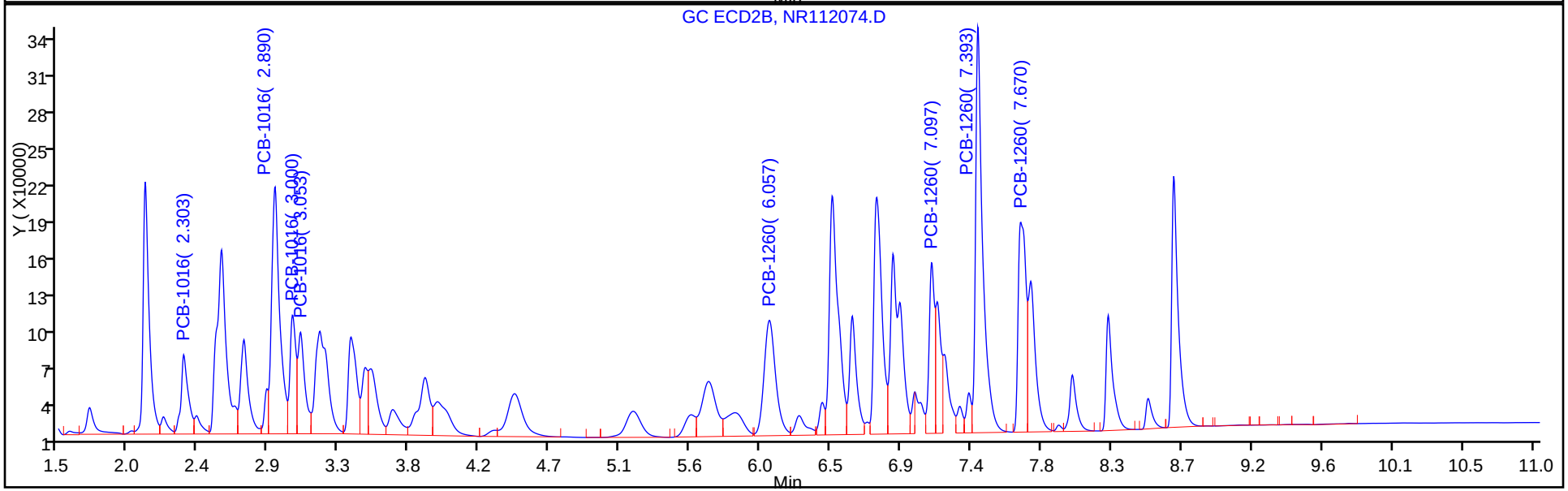

Report Date: 26-Jan-2017 09:49:02 Chrom Revision: 2.2 10-Jan-2017 11:26:10

TestAmerica Edison

Data File: \\ChromNA\Edison\ChromData\CPESTGC6\20170124-50768.b\NR112074.D

Injection Date: 24-Jan-2017 10:06:21 Instrument ID: CPESTGC6

Lims ID: LCS 460-416015/2-A

Client ID:

Operator ID: ALS Bottle#: 6 Worklist Smp#: 6

Injection Vol: 1.0 ul Dil. Factor: 1.0000

Method: 608GC6 Limit Group: GC 608 ICAL

Column: Detector GC ECD2B

33 PCB-1016, CAS: 12674-11-2

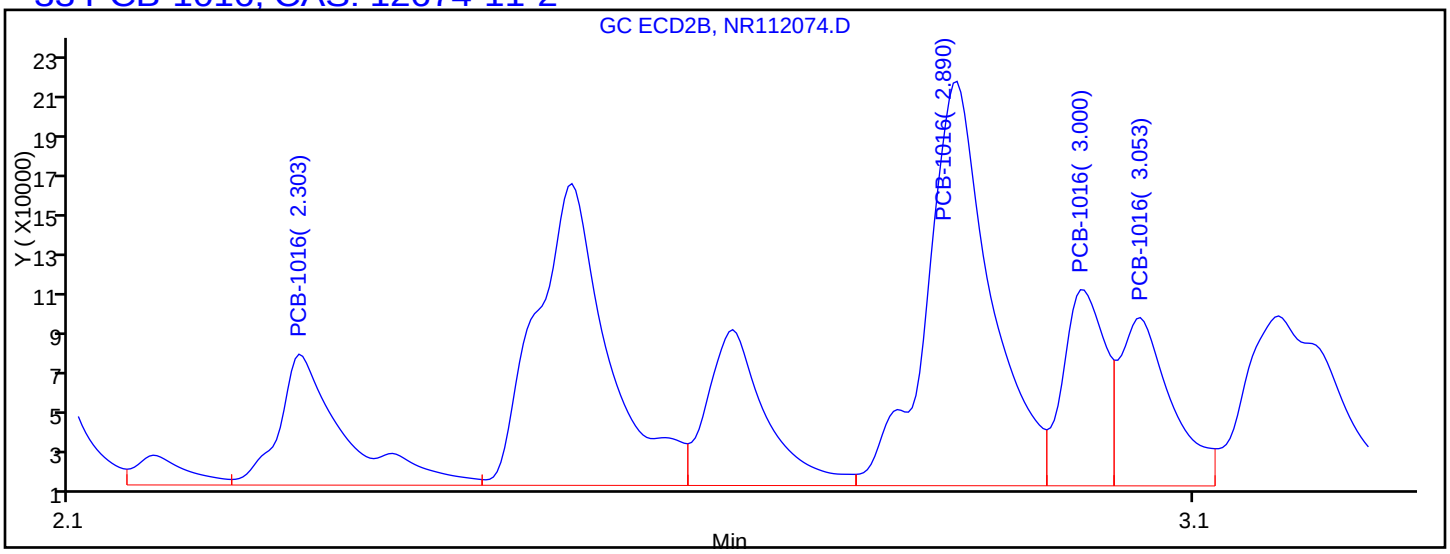

Processing Integration Results

2.303	Response = 267565
2.547	Response = 670893
2.890	Response = 803756
3.000	Response = 255018
3.053	Response = 268703

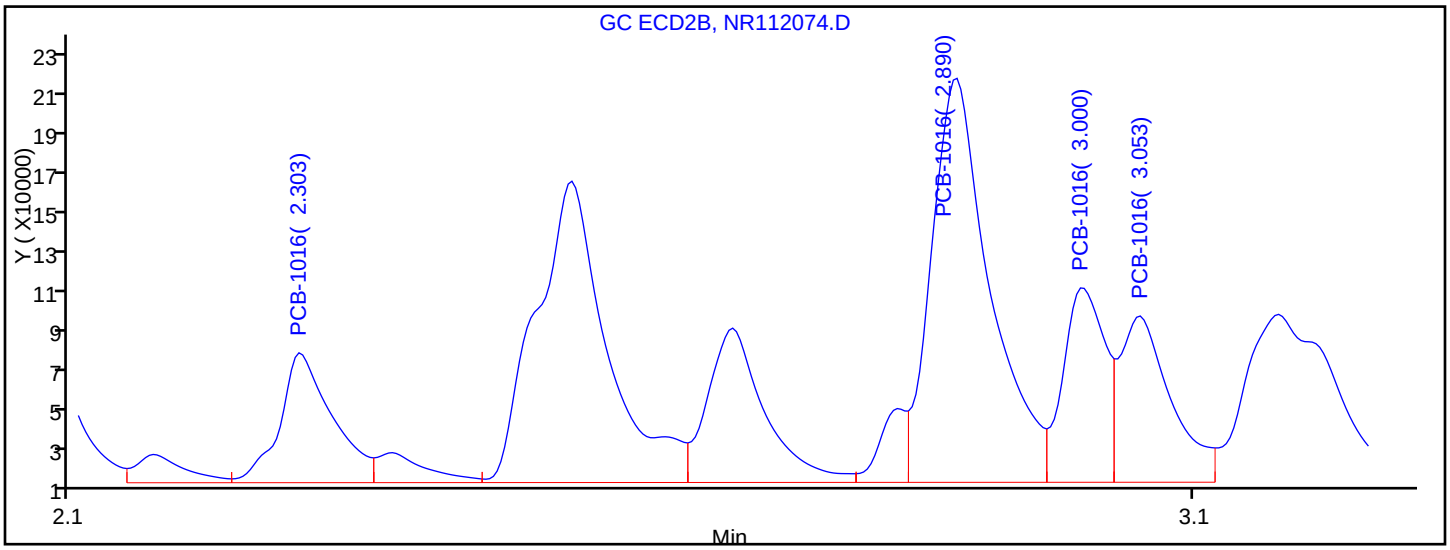

Manual Integration Results

2.303	Response = 209640	M
2.550	Response = 0	
2.890	Response = 728208	M
3.000	Response = 249726	M
3.053	Response = 260441	M

Reviewer: patelji, 24-Jan-2017 14:44:59

Audit Action: Assigned New Baseline Audit Reason: Sample matrix interference

Report Date: 26-Jan-2017 09:49:03 Chrom Revision: 2.2 10-Jan-2017 11:26:10

TestAmerica Edison

Data File: \\ChromNA\Edison\ChromData\CPESTGC6\20170124-50768.b\NR112074.D

Injection Date: 24-Jan-2017 10:06:21 Instrument ID: CPESTGC6

Lims ID: LCS 460-416015/2-A

Client ID:

Operator ID: ALS Bottle#: 6 Worklist Smp#: 6

Injection Vol: 1.0 ul Dil. Factor: 1.0000

Method: 608GC6 Limit Group: GC 608 ICAL

Column: Detector GC ECD2B

41 PCB-1260, CAS: 11096-82-5

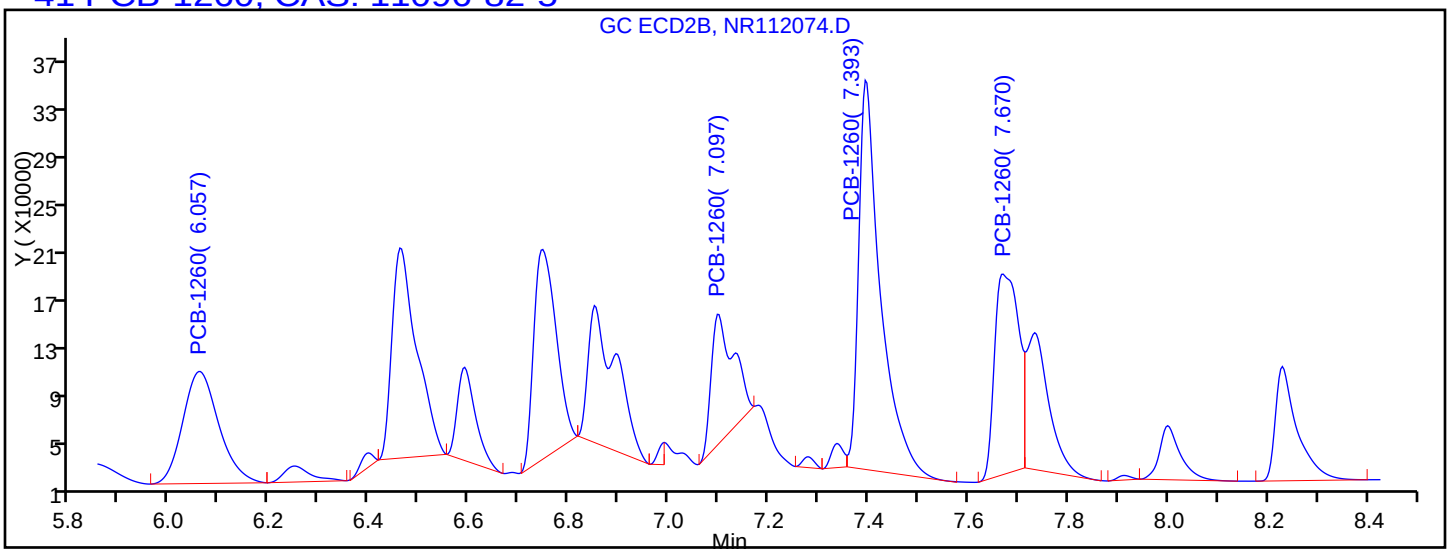

Processing Integration Results

6.057	Response = 460235
7.097	Response = 323379
7.393	Response = 972665
7.670	Response = 554939
8.230	Response = 281895

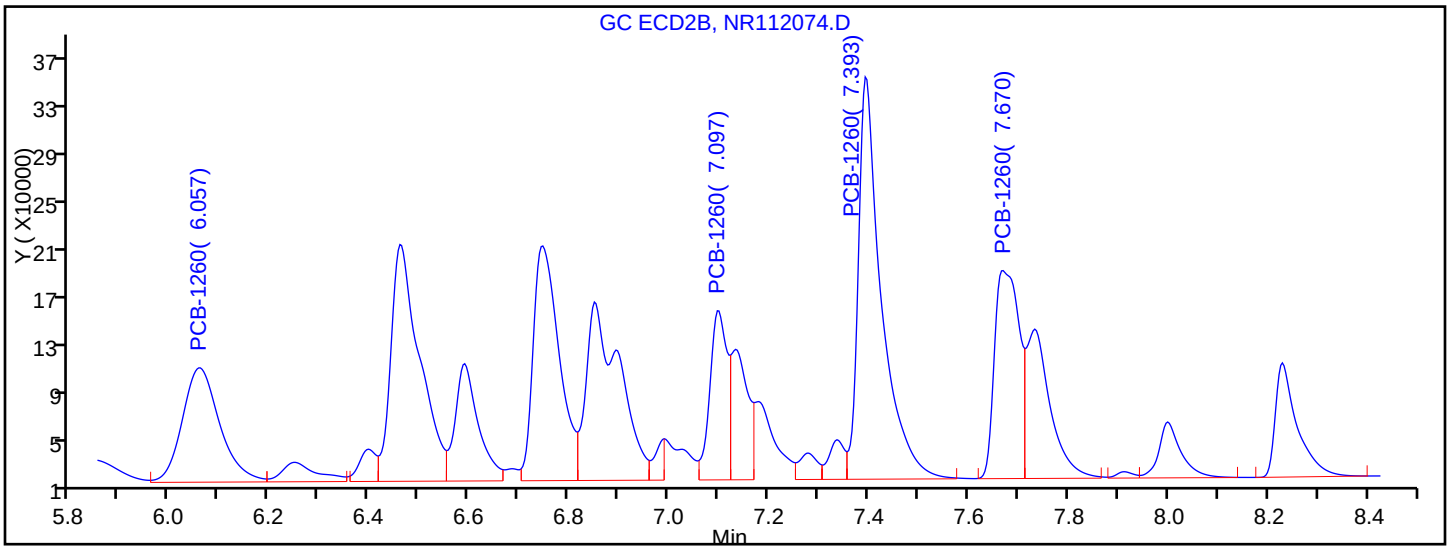

Manual Integration Results

6.057	Response = 488550	M
7.097	Response = 336919	M
7.393	Response = 1061198	M
7.670	Response = 588113	M
8.230	Response = 0	

Reviewer: patelji, 24-Jan-2017 14:44:59

Audit Action: Assigned New Baseline Audit Reason: Sample matrix interference

Manual Integration/User Assign Peak Report

TestAmerica Edison

Data File:	\\ChromNA\Edison\ChromData\CPESTGC6\20170124-50768.b\NR112074.D				
Injection Date:	24-Jan-2017 10:06:21	Instrument ID:	CPESTGC6		
Lims ID:	LCS 460-416015/2-A				
Client ID:					
Operator ID:		ALS Bottle#:	6	Worklist Smp#:	6
Injection Vol:	1.0 ul	Dil. Factor:	1.0000		
Method:	608GC6	Limit Group:	GC 608 ICAL		
Column:		Detector	GC ECD2B		

$ 4 Tetrachloro-m-xylene, CAS: 877-09-8

Signal: 2

Processing Integration Results

RT: 2.06
Area: 564166
Amount: 141.4495
Amount Units: ug/l

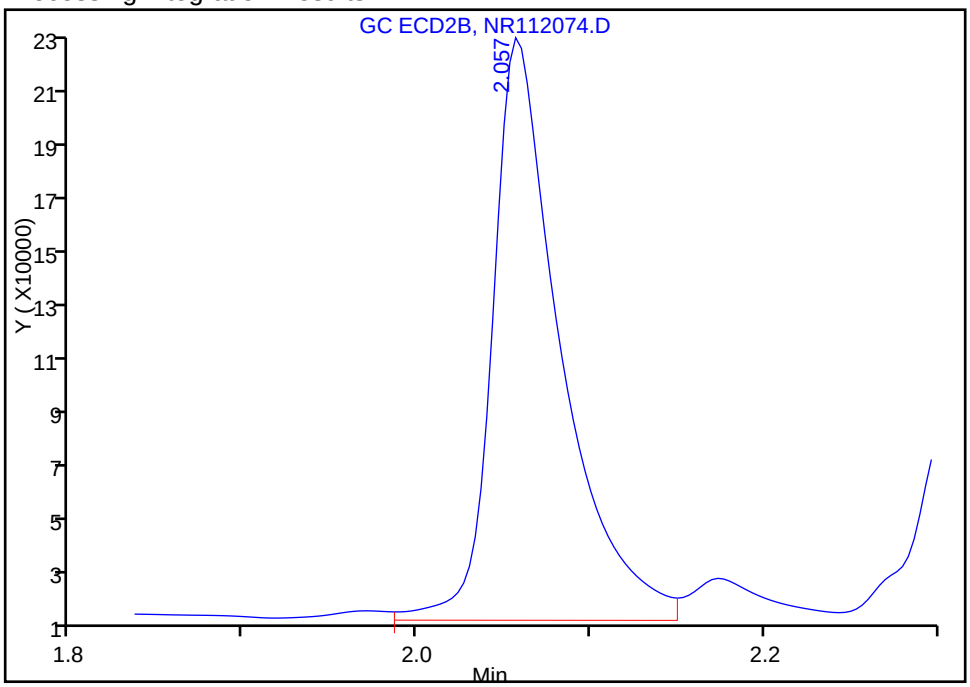

Manual Integration Results

RT: 2.06
Area: 557052
Amount: 139.6659
Amount Units: ug/l

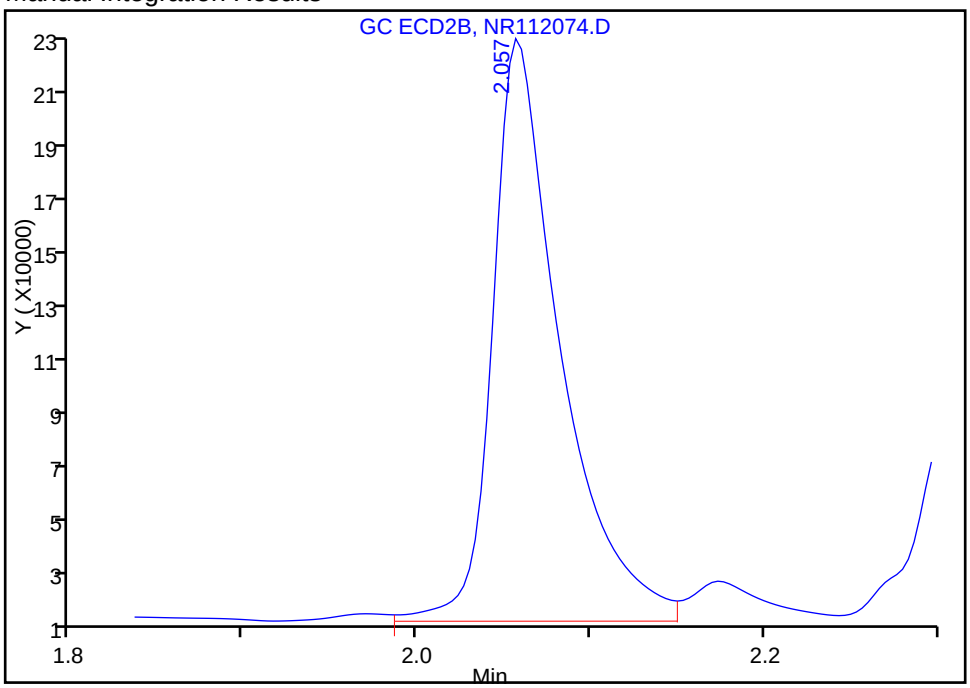

Reviewer: patelji, 24-Jan-2017 14:44:59

Audit Action: Assigned New Baseline Audit Reason: Sample matrix interference

FORM I
PCBS ORGANICS ANALYSIS DATA SHEET

Lab Name: TestAmerica Edison
Job No.: 460-127124-1
SDG No.:
Client Sample ID:
Lab Sample ID: LCSD 460-416015/3-A
Matrix: Water
Lab File ID: NR112075.D
Analysis Method: 608
Date Collected:
Extraction Method: 608
Date Extracted: 01/23/2017 08:28
Sample wt/vol: 1000(mL)
Date Analyzed: 01/24/2017 10:20
Con. Extract Vol.: 0.5(mL)
Dilution Factor: 1
Injection Volume: 1(uL)
GC Column: CLP-2 ID: 0.53(mm)
% Moisture:
GPC Cleanup:(Y/N) N
Analysis Batch No.: 416166
Units: ug/L

CAS NO.	COMPOUND NAME	RESULT	Q	RL	MDL
12674-11-2	*PCB-1016*	*0.994*		*0.050*	*0.017*
11096-82-5	PCB-1260	1.00		0.050	0.012

CAS NO.	SURROGATE	%REC	Q	LIMITS
2051-24-3	DCB Decachlorobiphenyl	85		13-150
877-09-8	Tetrachloro-m-xylene (Surr)	65		14-150

TestAmerica Edison
Target Compound Quantitation Report

Data File: \\ChromNA\Edison\ChromData\CPESTGC6\20170124-50768.b\NR112075.D
Lims ID: LCSD 460-416015/3-A
Client ID:
Sample Type: LCSD
Inject. Date: 24-Jan-2017 10:20:36 ALS Bottle#: 7 Worklist Smp#: 7
Injection Vol: 1.0 ul Dil. Factor: 1.0000
Sample Info: 460-0050768-007
Operator ID: Instrument ID: CPESTGC6

Method: \\ChromNA\Edison\ChromData\CPESTGC6\20170124-50768.b\608GC6.m
Limit Group: GC 608 ICAL
Last Update: 26-Jan-2017 09:48:35 Calib Date: 17-Dec-2016 21:57:13
Integrator: Falcon
Quant Method: External Standard Quant By: Initial Calibration
Last ICal File: \\ChromNA\Edison\ChromData\CPESTGC6\20161217-49531.b\NR111912.D

Column 1 : Det: GC ECD1A
Column 2 : Det: GC ECD2B
Process Host: XAWRK031

First Level Reviewer: patelji Date: 24-Jan-2017 14:44:11

Col	RT (min.)	Exp RT (min.)	Dlt RT (min.)	Response	Cal Amt ug/l	OnCol Amt ug/l	Flags
$ 4 Tetrachloro-m-xylene							
1	2.263	2.267	-0.004	199832	200.0	129.8	
2	2.060	2.057	0.003	533401	200.0	133.7	
						RPD = 3.02	
33 PCB-1016							M
1	2.620	2.623	-0.003	76007	2000.0	1945.8	
1	2.933	2.937	-0.004	135978	2000.0	2025.0	
1	3.347	3.350	-0.003	260038	2000.0	1923.4	
1	3.493	3.500	-0.007	121145	2000.0	1958.6	
1	3.623	3.630	-0.007	96734	2000.0	2088.4	
		Average of Peak Amounts =				1988.2	
2	2.307	2.307	0.000	205229	2000.0	2124.3	
2	0.000	2.550	0.000	0	2000.0	0	
2	2.893	2.890	0.003	696821	2000.0	1952.0	M
2	3.003	3.003	0.000	219158	2000.0	1753.1	
2	3.057	3.057	0.000	246244	2000.0	2159.2	
		Average of Peak Amounts =				1997.2	
						RPD = 0.45	

Col	RT (min.)	Exp RT (min.)	Dlt RT (min.)	Response	Cal Amt ug/l	OnCol Amt ug/l	Flags
41 PCB-1260							M
1	6.813	6.817	-0.004	162949	2000.0	1974.0	
1	7.020	7.020	0.000	174862	2000.0	1936.6	
1	7.747	7.747	0.000	128897	2000.0	2058.4	
1	7.970	7.967	0.003	253719	2000.0	1947.0	
1	8.800	8.793	0.007	68849	2000.0	2099.0	
		Average of Peak Amounts =				2003.0	
2	6.067	6.057	0.010	413501	2000.0	1871.8	M
2	7.100	7.100	0.000	257788	2000.0	1880.4	M
2	7.397	7.397	0.000	840102	2000.0	1901.1	M
2	7.673	7.670	0.003	465141	2000.0	1895.7	M
2	8.233	8.230	0.003	218984	2000.0	2114.5	
		Average of Peak Amounts =				1932.7	
						RPD = 3.57	
$ 24 DCB Decachlorobiphenyl							
1	9.347	9.340	0.007	162472	200.0	170.8	
2	8.653	8.647	0.006	526444	200.0	166.4	
						RPD = 2.65	

QC Flag Legend

Review Flags

M - Manually Integrated

Report Date: 26-Jan-2017 09:49:07 Chrom Revision: 2.2 10-Jan-2017 11:26:10

TestAmerica Edison

Data File: \\ChromNA\Edison\ChromData\CPESTGC6\20170124-50768.b\NR112075.D

Injection Date: 24-Jan-2017 10:20:36 Instrument ID: CPESTGC6 Operator ID:

Lims ID: LCSD 460-416015/3-A Worklist Smp#: 7

Client ID:

Injection Vol: 1.0 ul Dil. Factor: 1.0000 ALS Bottle#: 7

Method: 608GC6 Limit Group: GC 608 ICAL

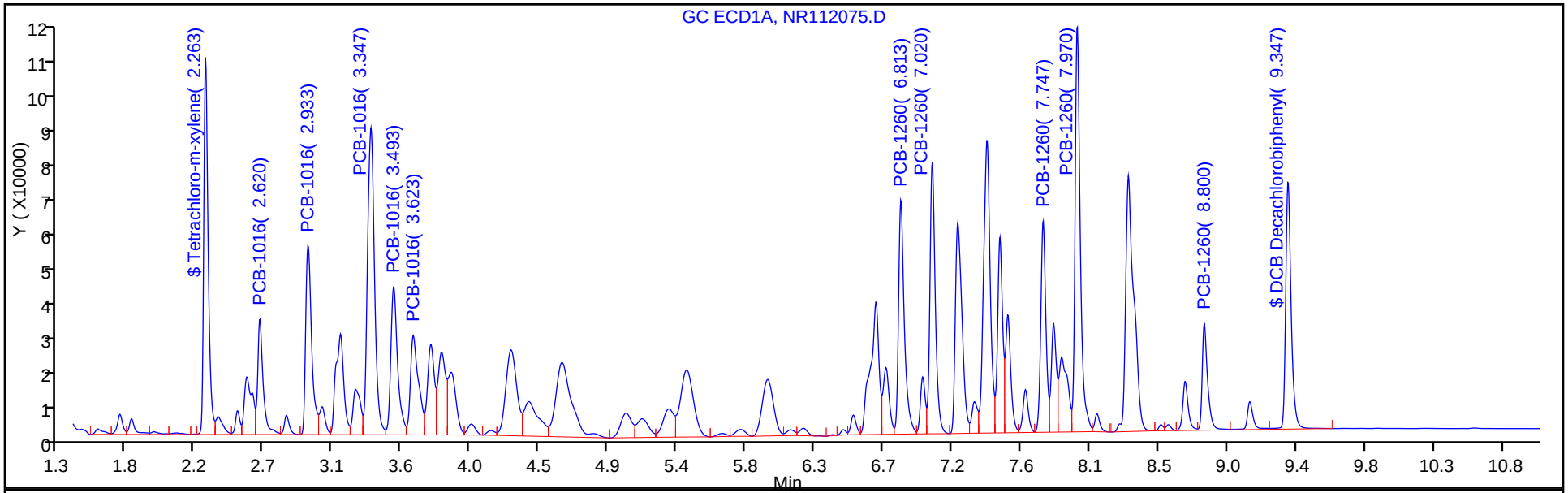

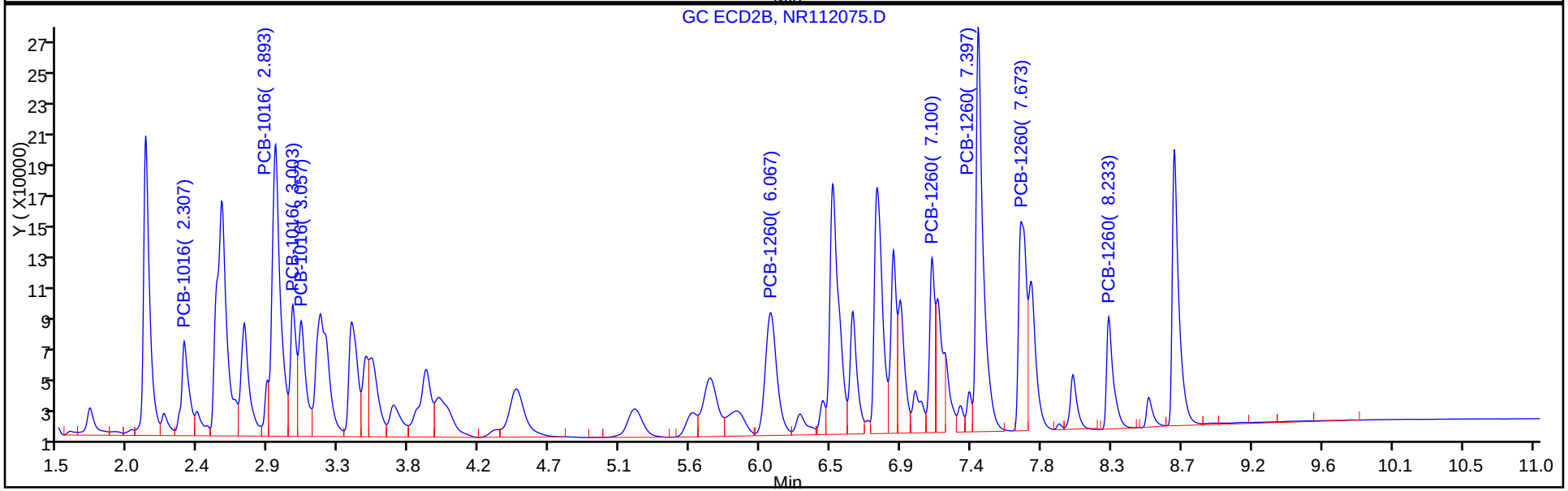

FORM I
PCBS ORGANICS ANALYSIS DATA SHEET

Lab Name: TestAmerica Edison
Job No.: 460-127124-1
SDG No.:
Client Sample ID:
Lab Sample ID: LCSD 460-416015/3-A
Matrix: Water
Lab File ID: NR112075.D
Analysis Method: 608
Date Collected:
Extraction Method: 608
Date Extracted: 01/23/2017 08:28
Sample wt/vol: 1000(mL)
Date Analyzed: 01/24/2017 10:20
Con. Extract Vol.: 0.5(mL)
Dilution Factor: 1
Injection Volume: 1(uL)
GC Column: Rtx-CLP ID: 0.53(mm)
% Moisture:
GPC Cleanup:(Y/N) N
Analysis Batch No.: 416166
Units: ug/L

CAS NO.	COMPOUND NAME	RESULT	Q	RL	MDL
12674-11-2	PCB-1016	0.999		0.050	0.017
11096-82-5	*PCB-1260*	*0.966*		*0.050*	*0.012*

CAS NO.	SURROGATE	%REC	Q	LIMITS
2051-24-3	DCB Decachlorobiphenyl	83		13-150
877-09-8	Tetrachloro-m-xylene (Surr)	67		14-150

TestAmerica Edison
Target Compound Quantitation Report

Data File: \\ChromNA\Edison\ChromData\CPESTGC6\20170124-50768.b\NR112075.D
Lims ID: LCSD 460-416015/3-A
Client ID:
Sample Type: LCSD
Inject. Date: 24-Jan-2017 10:20:36 ALS Bottle#: 7 Worklist Smp#: 7
Injection Vol: 1.0 ul Dil. Factor: 1.0000
Sample Info: 460-0050768-007
Operator ID: Instrument ID: CPESTGC6

Method: \\ChromNA\Edison\ChromData\CPESTGC6\20170124-50768.b\608GC6.m
Limit Group: GC 608 ICAL
Last Update: 26-Jan-2017 09:48:35 Calib Date: 17-Dec-2016 21:57:13
Integrator: Falcon
Quant Method: External Standard Quant By: Initial Calibration
Last ICal File: \\ChromNA\Edison\ChromData\CPESTGC6\20161217-49531.b\NR111912.D

Column 1 : Det: GC ECD1A
Column 2 : Det: GC ECD2B
Process Host: XAWRK031

First Level Reviewer: patelji Date: 24-Jan-2017 14:44:11

Col	RT (min.)	Exp RT (min.)	Dlt RT (min.)	Response	Cal Amt ug/l	OnCol Amt ug/l	Flags
$ 4 Tetrachloro-m-xylene							
1	2.263	2.267	-0.004	199832	200.0	129.8	
2	2.060	2.057	0.003	533401	200.0	133.7	
						RPD = 3.02	
33 PCB-1016							M
1	2.620	2.623	-0.003	76007	2000.0	1945.8	
1	2.933	2.937	-0.004	135978	2000.0	2025.0	
1	3.347	3.350	-0.003	260038	2000.0	1923.4	
1	3.493	3.500	-0.007	121145	2000.0	1958.6	
1	3.623	3.630	-0.007	96734	2000.0	2088.4	
		Average of Peak Amounts =				1988.2	
2	2.307	2.307	0.000	205229	2000.0	2124.3	
2	0.000	2.550	0.000	0	2000.0	0	
2	2.893	2.890	0.003	696821	2000.0	1952.0	M
2	3.003	3.003	0.000	219158	2000.0	1753.1	
2	3.057	3.057	0.000	246244	2000.0	2159.2	
		Average of Peak Amounts =				1997.2	
						RPD = 0.45	

Col	RT (min.)	Exp RT (min.)	Dlt RT (min.)	Response	Cal Amt ug/l	OnCol Amt ug/l	Flags
41 PCB-1260							M
1	6.813	6.817	-0.004	162949	2000.0	1974.0	
1	7.020	7.020	0.000	174862	2000.0	1936.6	
1	7.747	7.747	0.000	128897	2000.0	2058.4	
1	7.970	7.967	0.003	253719	2000.0	1947.0	
1	8.800	8.793	0.007	68849	2000.0	2099.0	
		Average of Peak Amounts =				2003.0	
2	6.067	6.057	0.010	413501	2000.0	1871.8	M
2	7.100	7.100	0.000	257788	2000.0	1880.4	M
2	7.397	7.397	0.000	840102	2000.0	1901.1	M
2	7.673	7.670	0.003	465141	2000.0	1895.7	M
2	8.233	8.230	0.003	218984	2000.0	2114.5	
		Average of Peak Amounts =				1932.7	
						RPD = 3.57	
$ 24 DCB Decachlorobiphenyl							
1	9.347	9.340	0.007	162472	200.0	170.8	
2	8.653	8.647	0.006	526444	200.0	166.4	
						RPD = 2.65	

QC Flag Legend

Review Flags

M - Manually Integrated

Report Date: 26-Jan-2017 09:49:08 Chrom Revision: 2.2 10-Jan-2017 11:26:10

TestAmerica Edison

Data File: \\ChromNA\Edison\ChromData\CPESTGC6\20170124-50768.b\NR112075.D

Injection Date: 24-Jan-2017 10:20:36 Instrument ID: CPESTGC6 Operator ID:

Lims ID: LCSD 460-416015/3-A Worklist Smp#: 7

Client ID:

Injection Vol: 1.0 ul Dil. Factor: 1.0000 ALS Bottle#: 7

Method: 608GC6 Limit Group: GC 608 ICAL

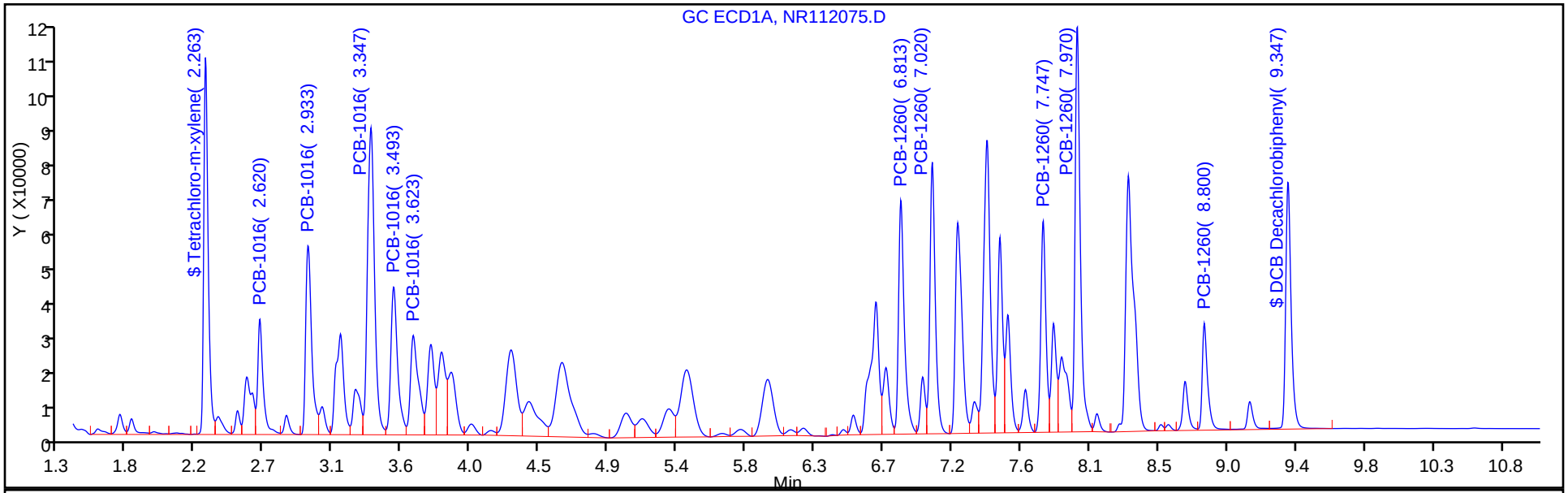

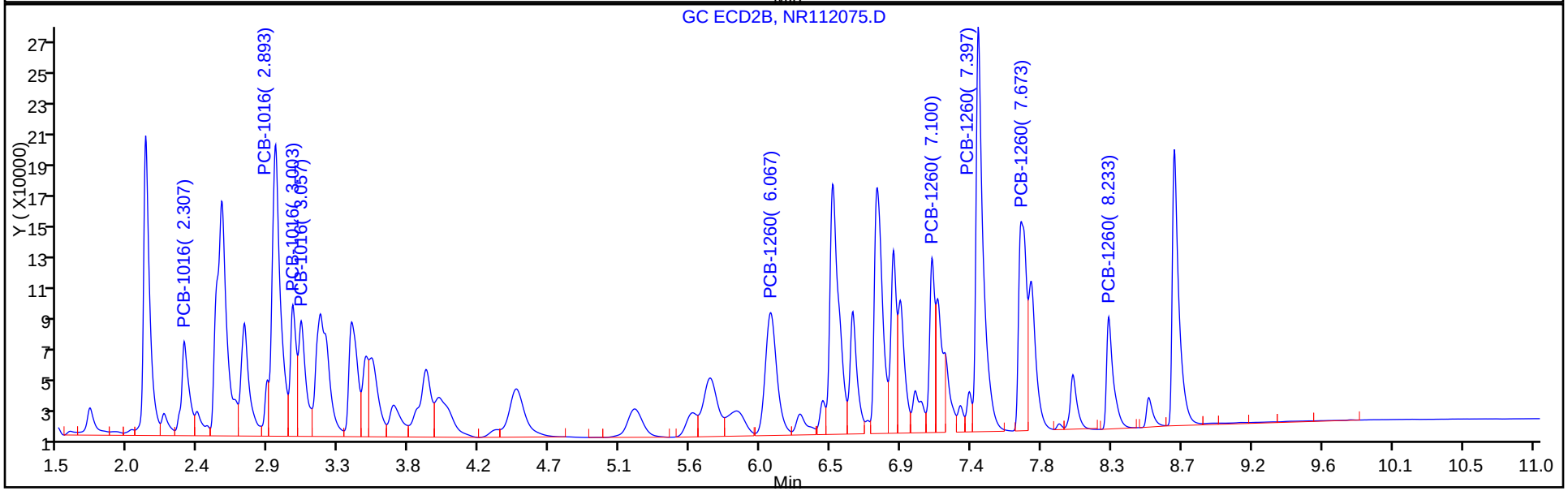

Report Date: 26-Jan-2017 09:49:08 Chrom Revision: 2.2 10-Jan-2017 11:26:10

TestAmerica Edison

Data File: \\ChromNA\Edison\ChromData\CPESTGC6\20170124-50768.b\NR112075.D

Injection Date: 24-Jan-2017 10:20:36 Instrument ID: CPESTGC6

Lims ID: LCSD 460-416015/3-A

Client ID:

Operator ID: ALS Bottle#: 7 Worklist Smp#: 7

Injection Vol: 1.0 ul Dil. Factor: 1.0000

Method: 608GC6 Limit Group: GC 608 ICAL

Column: Detector GC ECD2B

33 PCB-1016, CAS: 12674-11-2

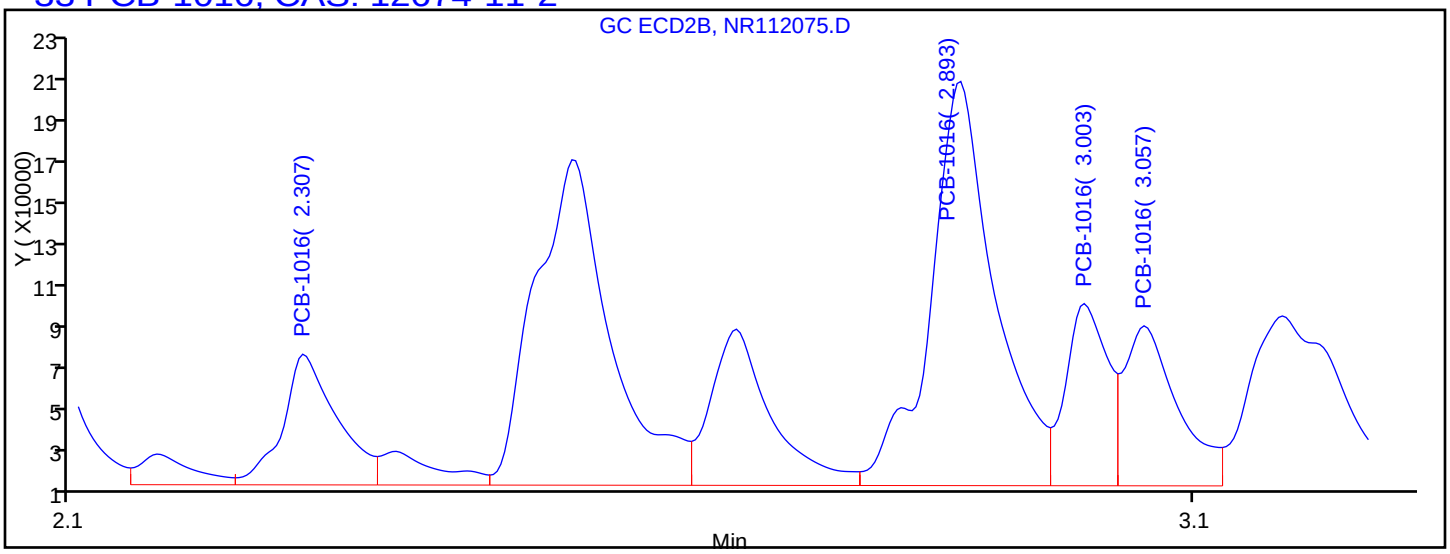

Processing Integration Results

2.307	Response = 205229
2.547	Response = 706910
2.893	Response = 753004
3.003	Response = 219158
3.057	Response = 246244

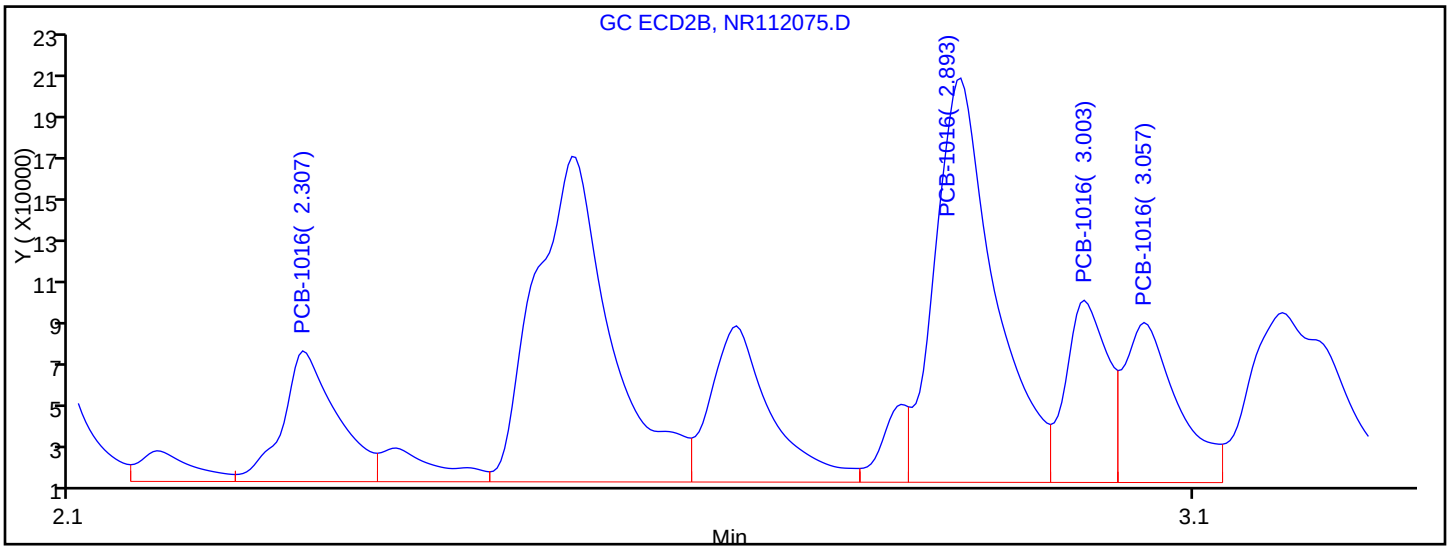

Manual Integration Results

2.307	Response = 205229	
2.550	Response = 0	
2.893	Response = 696821	M
3.003	Response = 219158	
3.057	Response = 246244	

Reviewer: patelji, 24-Jan-2017 14:44:11

Audit Action: Split an Integrated Peak Audit Reason: Sample matrix interference

Report Date: 26-Jan-2017 09:49:08 Chrom Revision: 2.2 10-Jan-2017 11:26:10

TestAmerica Edison

Data File: \\ChromNA\Edison\ChromData\CPESTGC6\20170124-50768.b\NR112075.D

Injection Date: 24-Jan-2017 10:20:36 Instrument ID: CPESTGC6

Lims ID: LCSD 460-416015/3-A

Client ID:

Operator ID: ALS Bottle#: 7 Worklist Smp#: 7

Injection Vol: 1.0 ul Dil. Factor: 1.0000

Method: 608GC6 Limit Group: GC 608 ICAL

Column: Detector GC ECD2B

41 PCB-1260, CAS: 11096-82-5

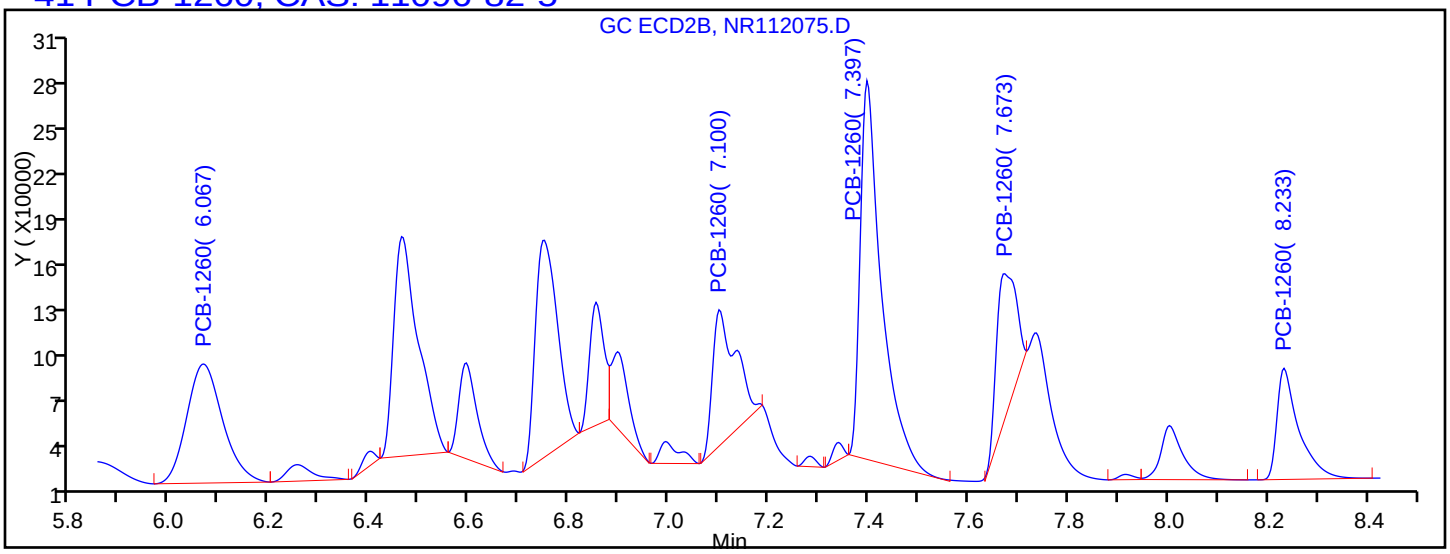

Processing Integration Results

6.067	Response = 387412
7.100	Response = 278797
7.397	Response = 729046
7.673	Response = 254144
8.233	Response = 218984

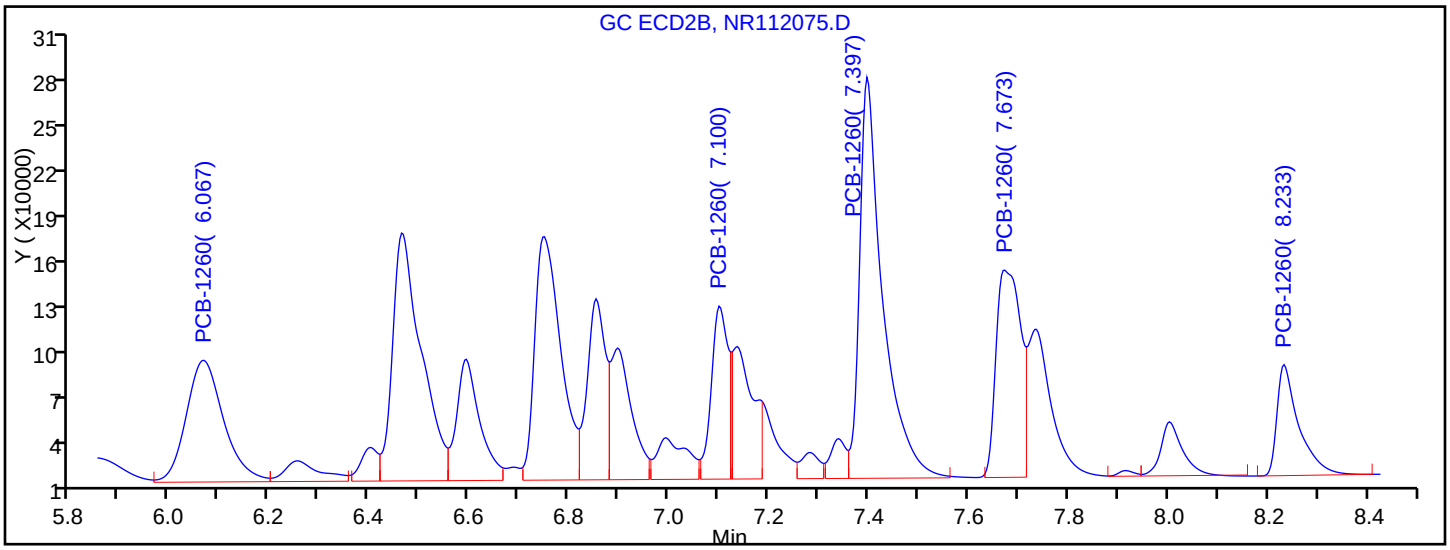

Manual Integration Results

6.067	Response = 413501	M
7.100	Response = 257788	M
7.397	Response = 840102	M
7.673	Response = 465141	M
8.233	Response = 218984	

Reviewer: patelji, 24-Jan-2017 14:44:11

Audit Action: Assigned New Baseline Audit Reason: Sample matrix interference

PCBS ANALYSIS RUN LOG

Lab Name: TestAmerica Edison Job No.: 460-127124-1

SDG No.:

Instrument ID: CPESTGC6 Start Date: 12/17/2016 16:32

Analysis Batch Number: 410318 End Date: 12/17/2016 21:57

LAB SAMPLE ID	CLIENT SAMPLE ID	DATE ANALYZED	DILUTION FACTOR	LAB FILE ID	COLUMN ID
ZZZZZ		12/17/2016 16:32	1		CLP-2 0.53(mm)
ZZZZZ		12/17/2016 16:32	1		Rtx-CLP 0.53(mm)
PEM 460-410318/2		12/17/2016 16:46	1		CLP-2 0.53(mm)
PEM 460-410318/2		12/17/2016 16:46	1		Rtx-CLP 0.53(mm)
IC 460-410318/3		12/17/2016 17:00	1	NR111891.D	CLP-2 0.53(mm)
IC 460-410318/3		12/17/2016 17:00	1	NR111891.D	Rtx-CLP 0.53(mm)
IC 460-410318/4		12/17/2016 17:15	1	NR111892.D	CLP-2 0.53(mm)
IC 460-410318/4		12/17/2016 17:15	1	NR111892.D	Rtx-CLP 0.53(mm)
IC 460-410318/5 ICRT		12/17/2016 17:29	1	NR111893.D	CLP-2 0.53(mm)
IC 460-410318/5 ICRT		12/17/2016 17:29	1	NR111893.D	Rtx-CLP 0.53(mm)
IC 460-410318/6		12/17/2016 17:43	1	NR111894.D	CLP-2 0.53(mm)
IC 460-410318/6		12/17/2016 17:43	1	NR111894.D	Rtx-CLP 0.53(mm)
IC 460-410318/7		12/17/2016 17:57	1	NR111895.D	CLP-2 0.53(mm)
IC 460-410318/7		12/17/2016 17:57	1	NR111895.D	Rtx-CLP 0.53(mm)
ZZZZZ		12/17/2016 18:12	1		CLP-2 0.53(mm)
ZZZZZ		12/17/2016 18:12	1		Rtx-CLP 0.53(mm)
ICV 460-410318/9		12/17/2016 18:26	1		CLP-2 0.53(mm)
ICV 460-410318/9		12/17/2016 18:26	1		Rtx-CLP 0.53(mm)
IC 460-410318/10		12/17/2016 18:40	1	NR111898.D	CLP-2 0.53(mm)
IC 460-410318/10		12/17/2016 18:40	1	NR111898.D	Rtx-CLP 0.53(mm)
IC 460-410318/11		12/17/2016 18:54	1	NR111899.D	CLP-2 0.53(mm)
IC 460-410318/11		12/17/2016 18:54	1	NR111899.D	Rtx-CLP 0.53(mm)
IC 460-410318/12 ICRT		12/17/2016 19:09	1	NR111900.D	CLP-2 0.53(mm)
IC 460-410318/12 ICRT		12/17/2016 19:09	1	NR111900.D	Rtx-CLP 0.53(mm)
IC 460-410318/13		12/17/2016 19:23	1	NR111901.D	CLP-2 0.53(mm)
IC 460-410318/13		12/17/2016 19:23	1	NR111901.D	Rtx-CLP 0.53(mm)
IC 460-410318/14		12/17/2016 19:37	1	NR111902.D	CLP-2 0.53(mm)
IC 460-410318/14		12/17/2016 19:37	1	NR111902.D	Rtx-CLP 0.53(mm)
ICV 460-410318/15		12/17/2016 19:50	1		CLP-2 0.53(mm)
ICV 460-410318/15		12/17/2016 19:50	1		Rtx-CLP 0.53(mm)
IC 460-410318/16 ICRT		12/17/2016 20:04	1		CLP-2 0.53(mm)
IC 460-410318/16 ICRT		12/17/2016 20:04	1		Rtx-CLP 0.53(mm)
IC 460-410318/17 ICRT		12/17/2016 20:19	1		CLP-2 0.53(mm)
IC 460-410318/17 ICRT		12/17/2016 20:19	1		Rtx-CLP 0.53(mm)
IC 460-410318/18 ICRT		12/17/2016 20:33	1	NR111906.D	CLP-2 0.53(mm)
IC 460-410318/18 ICRT		12/17/2016 20:33	1	NR111906.D	Rtx-CLP 0.53(mm)
IC 460-410318/19 ICRT		12/17/2016 20:46	1	NR111907.D	CLP-2 0.53(mm)
IC 460-410318/19 ICRT		12/17/2016 20:46	1	NR111907.D	Rtx-CLP 0.53(mm)
IC 460-410318/20 ICRT		12/17/2016 21:00	1	NR111908.D	CLP-2 0.53(mm)
IC 460-410318/20 ICRT		12/17/2016 21:00	1	NR111908.D	Rtx-CLP 0.53(mm)

608

PCBS ANALYSIS RUN LOG

Lab Name: TestAmerica Edison Job No.: 460-127124-1

SDG No.:

Instrument ID: CPESTGC6 Start Date: 12/17/2016 16:32

Analysis Batch Number: 410318 End Date: 12/17/2016 21:57

LAB SAMPLE ID	CLIENT SAMPLE ID	DATE ANALYZED	DILUTION FACTOR	LAB FILE ID	COLUMN ID
IC 460-410318/21 ICRT		12/17/2016 21:14	1	NR111909.D	CLP-2 0.53(mm)
IC 460-410318/21 ICRT		12/17/2016 21:14	1	NR111909.D	Rtx-CLP 0.53(mm)
IC 460-410318/22 ICRT		12/17/2016 21:28	1	NR111910.D	CLP-2 0.53(mm)
IC 460-410318/22 ICRT		12/17/2016 21:28	1	NR111910.D	Rtx-CLP 0.53(mm)
IC 460-410318/23 ICRT		12/17/2016 21:42	1		CLP-2 0.53(mm)
IC 460-410318/23 ICRT		12/17/2016 21:42	1		Rtx-CLP 0.53(mm)
IC 460-410318/24 ICRT		12/17/2016 21:57	1		CLP-2 0.53(mm)
IC 460-410318/24 ICRT		12/17/2016 21:57	1		Rtx-CLP 0.53(mm)

PCBS ANALYSIS RUN LOG

Lab Name: TestAmerica Edison Job No.: 460-127124-1

SDG No.:

Instrument ID: CPESTGC6 Start Date: 01/24/2017 08:53

Analysis Batch Number: 416166 End Date: 01/24/2017 11:11

LAB SAMPLE ID	CLIENT SAMPLE ID	DATE ANALYZED	DILUTION FACTOR	LAB FILE ID	COLUMN ID
ZZZZZ		01/24/2017 08:53	1		CLP-2 0.53(mm)
ZZZZZ		01/24/2017 08:53	1		Rtx-CLP 0.53(mm)
PEM 460-416166/2		01/24/2017 09:08	1	NR112070.D	CLP-2 0.53(mm)
PEM 460-416166/2		01/24/2017 09:08	1	NR112070.D	Rtx-CLP 0.53(mm)
CCVRT 460-416166/3		01/24/2017 09:22	1	NR112071.D	CLP-2 0.53(mm)
CCVRT 460-416166/3		01/24/2017 09:22	1	NR112071.D	Rtx-CLP 0.53(mm)
CCV 460-416166/4		01/24/2017 09:36	1	NR112072.D	CLP-2 0.53(mm)
CCV 460-416166/4		01/24/2017 09:36	1	NR112072.D	Rtx-CLP 0.53(mm)
MB 460-416015/1-A		01/24/2017 09:52	1	NR112073.D	CLP-2 0.53(mm)
MB 460-416015/1-A		01/24/2017 09:52	1	NR112073.D	Rtx-CLP 0.53(mm)
LCS 460-416015/2-A		01/24/2017 10:06	1	NR112074.D	CLP-2 0.53(mm)
LCS 460-416015/2-A		01/24/2017 10:06	1	NR112074.D	Rtx-CLP 0.53(mm)
LCSD 460-416015/3-A		01/24/2017 10:20	1	NR112075.D	CLP-2 0.53(mm)
LCSD 460-416015/3-A		01/24/2017 10:20	1	NR112075.D	Rtx-CLP 0.53(mm)
460-127124-1		01/24/2017 10:43	1	NR112076.D	CLP-2 0.53(mm)
460-127124-1		01/24/2017 10:43	1	NR112076.D	Rtx-CLP 0.53(mm)
460-127124-2		01/24/2017 10:57	1	NR112077.D	CLP-2 0.53(mm)
460-127124-2		01/24/2017 10:57	1	NR112077.D	Rtx-CLP 0.53(mm)
460-127124-3		01/24/2017 11:11	1	NR112078.D	CLP-2 0.53(mm)
460-127124-3		01/24/2017 11:11	1	NR112078.D	Rtx-CLP 0.53(mm)

PCBS BATCH WORKSHEET

Lab Name: TestAmerica Edison Job No.: 460-127124-1

SDG No.:

Batch Number: 416015 Batch Start Date: 01/23/17 08:26 Batch Analyst: Wu, Huachi

Batch Method: 608 Batch End Date:

Lab Sample ID	Client Sample ID	Method Chain	Basis	InitialAmount	FinalAmount	ReceivedpH	OP_PCB SP_LVI 00010	OPPSPCBSU_LVI 00012	
MB 460-416015/1		608, 608		1000 mL	0.5 mL	7 SU		50 uL	
LCS 460-416015/2		608, 608		1000 mL	0.5 mL	7 SU	50 uL	50 uL	
LCSD 460-416015/3		608, 608		1000 mL	0.5 mL	7 SU	50 uL	50 uL	
460-127124-Q-1	DW-INF	608, 608	T	990 mL	0.5 mL	7 SU		50 uL	
460-127124-P-2	DW-PPF	608, 608	T	990 mL	0.5 mL	7 SU		50 uL	
460-127124-N-3	DW-PCF	608, 608	T	990 mL	0.5 mL	7 SU		50 uL	

Batch Notes	
Batch Comment	608_PCB_ LL
Analyst ID - Concentration	Wuh
Exchange Solvent ID	157370
Exchange Solvent Name	Hexane
N-evap ID	222299
N-evap Temperature	35 Celsius
Prep Solvent ID	150002
Prep Solvent Name	MeCL2
Prep Solvent Volume Used	180 mL
Person's name who did the prep	Wuh
Uncorrected N-evap Temperature	35 Celsius
Water Bath Temperature	90 Celsius

Basis	Basis Description
T	Total/NA

The pound sign (#) in the amount added field denotes that the reagent was used undiluted. All calculations are performed using the stated concentration for this reagent.

METALS

COVER PAGE
METALS

Lab Name: TestAmerica Edison Job Number: 460-127124-1

SDG No.:

Project: Kings Plaza Dewatering

Client Sample ID	Lab Sample ID
DW-INF	460-127124-1
DW-PPF	460-127124-2
DW-PCF	460-127124-3

Comments:

1A-IN
INORGANIC ANALYSIS DATA SHEET
METALS

Client Sample ID: DW-INF

Lab Sample ID: 460-127124-1

Lab Name: TestAmerica Edison

Job No.: 460-127124-1

SDG ID.:

Matrix: Water

Date Sampled: 01/20/2017 01:55

Reporting Basis: WET

Date Received: 01/20/2017 07:55

CAS No.	Analyte	Result	RL	MDL	Units	C	Q	DIL	Method
7439-97-6	Mercury	0.20	0.20	0.17	ug/L	U		1	245.1

1A-IN
INORGANIC ANALYSIS DATA SHEET
METALS - TOTAL RECOVERABLE

Client Sample ID: DW-INF
Lab Sample ID: 460-127124-1
Lab Name: TestAmerica Edison
Job No.: 460-127124-1
SDG ID.:
Matrix: Water
Date Sampled: 01/20/2017 01:55
Reporting Basis: WET
Date Received: 01/20/2017 07:55

CAS No.	Analyte	Result	RL	MDL	Units	C	Q	DIL	Method
7429-90-5	Aluminum	851	200	63.9	ug/L			1	200.7 Rev 4.4
7440-36-0	Antimony	11.2	10.0	5.1	ug/L			1	200.7 Rev 4.4
7440-38-2	Arsenic	9.1	5.0	3.1	ug/L			1	200.7 Rev 4.4
7440-39-3	Barium	259	200	5.2	ug/L			1	200.7 Rev 4.4
7440-41-7	Beryllium	2.0	2.0	1.3	ug/L	U		1	200.7 Rev 4.4
7440-43-9	Cadmium	2.6	5.0	1.6	ug/L	J		1	200.7 Rev 4.4
7440-70-2	Calcium	241000	5000	289	ug/L			1	200.7 Rev 4.4
7440-47-3	Chromium	8.6	10.0	4.6	ug/L	J		1	200.7 Rev 4.4
7440-48-4	Cobalt	50.0	50.0	4.6	ug/L	U		1	200.7 Rev 4.4
7440-50-8	Copper	34.2	25.0	5.6	ug/L			1	200.7 Rev 4.4
7439-89-6	Iron	8870	150	78.3	ug/L			1	200.7 Rev 4.4
7439-92-1	Lead	16.1	5.0	4.3	ug/L			1	200.7 Rev 4.4
7439-95-4	Magnesium	40600	5000	249	ug/L			1	200.7 Rev 4.4
7439-96-5	Manganese	610	15.0	4.9	ug/L			1	200.7 Rev 4.4
7440-02-0	Nickel	8.6	40.0	5.5	ug/L	J		1	200.7 Rev 4.4
7440-09-7	Potassium	44600	5000	117	ug/L			1	200.7 Rev 4.4
7782-49-2	Selenium	25.0	25.0	23.1	ug/L	U		5	200.7 Rev 4.4
7440-22-4	Silver	10.0	10.0	2.0	ug/L	U		1	200.7 Rev 4.4
7440-23-5	Sodium	915000	25000	1110	ug/L			5	200.7 Rev 4.4
7440-28-0	Thallium	9.4	10.0	8.1	ug/L	J		1	200.7 Rev 4.4
7440-62-2	Vanadium	8.3	50.0	4.6	ug/L	J		1	200.7 Rev 4.4
7440-66-6	Zinc	267	30.0	5.2	ug/L			1	200.7 Rev 4.4

1A-IN
INORGANIC ANALYSIS DATA SHEET
METALS

Client Sample ID: DW-PPF
Lab Sample ID: 460-127124-2
Lab Name: TestAmerica Edison
Job No.: 460-127124-1
SDG ID.:
Matrix: Water
Date Sampled: 01/20/2017 03:20
Reporting Basis: WET
Date Received: 01/20/2017 07:55

CAS No.	Analyte	Result	RL	MDL	Units	C	Q	DIL	Method
7439-97-6	Mercury	0.20	0.20	0.17	ug/L	U		1	245.1

1A-IN
INORGANIC ANALYSIS DATA SHEET
METALS - TOTAL RECOVERABLE

Client Sample ID: DW-PPF
Lab Sample ID: 460-127124-2
Lab Name: TestAmerica Edison
Job No.: 460-127124-1
SDG ID.:
Matrix: Water
Date Sampled: 01/20/2017 03:20
Reporting Basis: WET
Date Received: 01/20/2017 07:55

CAS No.	Analyte	Result	RL	MDL	Units	C	Q	DIL	Method
7429-90-5	Aluminum	500	200	63.9	ug/L			1	200.7 Rev 4.4
7440-36-0	Antimony	6.8	10.0	5.1	ug/L	J		1	200.7 Rev 4.4
7440-38-2	Arsenic	5.2	5.0	3.1	ug/L			1	200.7 Rev 4.4
7440-39-3	Barium	219	200	5.2	ug/L			1	200.7 Rev 4.4
7440-41-7	Beryllium	2.0	2.0	1.3	ug/L	U		1	200.7 Rev 4.4
7440-43-9	Cadmium	1.9	5.0	1.6	ug/L	J		1	200.7 Rev 4.4
7440-70-2	Calcium	201000	5000	289	ug/L			1	200.7 Rev 4.4
7440-47-3	Chromium	5.1	10.0	4.6	ug/L	J		1	200.7 Rev 4.4
7440-48-4	Cobalt	50.0	50.0	4.6	ug/L	U		1	200.7 Rev 4.4
7440-50-8	Copper	31.6	25.0	5.6	ug/L			1	200.7 Rev 4.4
7439-89-6	Iron	10400	150	78.3	ug/L			1	200.7 Rev 4.4
7439-92-1	Lead	5.4	5.0	4.3	ug/L			1	200.7 Rev 4.4
7439-95-4	Magnesium	34000	5000	249	ug/L			1	200.7 Rev 4.4
7439-96-5	Manganese	542	15.0	4.9	ug/L			1	200.7 Rev 4.4
7440-02-0	Nickel	6.9	40.0	5.5	ug/L	J		1	200.7 Rev 4.4
7440-09-7	Potassium	36700	5000	117	ug/L			1	200.7 Rev 4.4
7782-49-2	Selenium	5.0	5.0	4.6	ug/L	U		1	200.7 Rev 4.4
7440-22-4	Silver	10.0	10.0	2.0	ug/L	U		1	200.7 Rev 4.4
7440-23-5	Sodium	782000	25000	1110	ug/L			5	200.7 Rev 4.4
7440-28-0	Thallium	9.0	10.0	8.1	ug/L	J		1	200.7 Rev 4.4
7440-62-2	Vanadium	50.0	50.0	4.6	ug/L	U		1	200.7 Rev 4.4
7440-66-6	Zinc	285	30.0	5.2	ug/L			1	200.7 Rev 4.4

1A-IN
INORGANIC ANALYSIS DATA SHEET
METALS

Client Sample ID: DW-PCF
Lab Sample ID: 460-127124-3
Lab Name: TestAmerica Edison
Job No.: 460-127124-1
SDG ID.:
Matrix: Water
Date Sampled: 01/20/2017 03:46
Reporting Basis: WET
Date Received: 01/20/2017 07:55

CAS No.	Analyte	Result	RL	MDL	Units	C	Q	DIL	Method
7439-97-6	Mercury	0.20	0.20	0.17	ug/L	U		1	245.1

1A-IN
INORGANIC ANALYSIS DATA SHEET
METALS - TOTAL RECOVERABLE

Client Sample ID: DW-PCF
Lab Sample ID: 460-127124-3
Lab Name: TestAmerica Edison
Job No.: 460-127124-1
SDG ID.:
Matrix: Water
Date Sampled: 01/20/2017 03:46
Reporting Basis: WET
Date Received: 01/20/2017 07:55

CAS No.	Analyte	Result	RL	MDL	Units	C	Q	DIL	Method
7429-90-5	Aluminum	200	200	63.9	ug/L	U		1	200.7 Rev 4.4
7440-36-0	Antimony	10.0	10.0	5.1	ug/L	U		1	200.7 Rev 4.4
7440-38-2	Arsenic	5.0	5.0	3.1	ug/L	U		1	200.7 Rev 4.4
7440-39-3	Barium	8.9	200	5.2	ug/L	J		1	200.7 Rev 4.4
7440-41-7	Beryllium	2.0	2.0	1.3	ug/L	U		1	200.7 Rev 4.4
7440-43-9	Cadmium	5.0	5.0	1.6	ug/L	U		1	200.7 Rev 4.4
7440-70-2	Calcium	5540	5000	289	ug/L			1	200.7 Rev 4.4
7440-47-3	Chromium	10.0	10.0	4.6	ug/L	U		1	200.7 Rev 4.4
7440-48-4	Cobalt	50.0	50.0	4.6	ug/L	U		1	200.7 Rev 4.4
7440-50-8	Copper	25.0	25.0	5.6	ug/L	U		1	200.7 Rev 4.4
7439-89-6	Iron	419	150	78.3	ug/L			1	200.7 Rev 4.4
7439-92-1	Lead	5.0	5.0	4.3	ug/L	U		1	200.7 Rev 4.4
7439-95-4	Magnesium	2920	5000	249	ug/L	J		1	200.7 Rev 4.4
7439-96-5	Manganese	140	15.0	4.9	ug/L			1	200.7 Rev 4.4
7440-02-0	Nickel	40.0	40.0	5.5	ug/L	U		1	200.7 Rev 4.4
7440-09-7	Potassium	3120	5000	117	ug/L	J		1	200.7 Rev 4.4
7782-49-2	Selenium	5.0	5.0	4.6	ug/L	U		1	200.7 Rev 4.4
7440-22-4	Silver	10.0	10.0	2.0	ug/L	U		1	200.7 Rev 4.4
7440-23-5	Sodium	67100	5000	221	ug/L			1	200.7 Rev 4.4
7440-28-0	Thallium	10.0	10.0	8.1	ug/L	U		1	200.7 Rev 4.4
7440-62-2	Vanadium	50.0	50.0	4.6	ug/L	U		1	200.7 Rev 4.4
7440-66-6	Zinc	46.3	30.0	5.2	ug/L			1	200.7 Rev 4.4

2A-IN
CALIBRATION VERIFICATIONS
METALS

Lab Name: TestAmerica Edison Job No.: 460-127124-1

SDG No.:

ICV Source: ME_CCV_DUO_00159 Concentration Units: ug/L

CCV Source: ME_CCV_DUO_00159

Analyte	ICV 460-415930/7 01/22/2017 10:42				CCV 460-415930/137 01/22/2017 18:52				CCV 460-415930/150 01/22/2017 19:41			
	Found	C	True	%R	Found	C	True	%R	Found	C	True	%R
Aluminum	120900		125000	97	120400		125000	96	121000		125000	97
Antimony	968.7		1000	97	966.5		1000	97	970.5		1000	97
Arsenic	2427		2500	97	2426		2500	97	2454		2500	98
Barium	9920		10000	99	9866		10000	99	10010		10000	100
Beryllium	982.1		1000	98	931.4		1000	93	931.8		1000	93
Cadmium	1229		1250	98	1217		1250	97	1232		1250	99
Calcium	121100		125000	97	119700		125000	96	119200		125000	95
Chromium	4916		5000	98	4904		5000	98	4913		5000	98
Cobalt	2444		2500	98	2419		2500	97	2445		2500	98
Copper	12100		12500	97	12210		12500	98	12300		12500	98
Iron	97370		100000	97	96860		100000	97	96730		100000	97
Lead	7380		7500	98	7311		7500	97	7408		7500	99
Magnesium	121200		125000	97	119500		125000	96	119600		125000	96
Manganese	4973		5000	99	4944		5000	99	4935		5000	99
Nickel	2470		2500	99	2442		2500	98	2464		2500	99
Potassium	47840		50000	96	50230		50000	100	50950		50000	102
Selenium	2432		2500	97	2424		2500	97	2457		2500	98
Silver	1259		1250	101	1255		1250	100	1256		1250	100
Sodium	122300		125000	98	126900		125000	102	130200		125000	104
Thallium	2480		2500	99	2452		2500	98	2472		2500	99
Vanadium	2448		2500	98	2442		2500	98	2447		2500	98
Zinc	2472		2500	99	2449		2500	98	2474		2500	99

Note! Calculations are performed before rounding to avoid round-off errors in calculated results.
Italicized analytes were not requested for this sequence.

2A-IN
CALIBRATION VERIFICATIONS
METALS

Lab Name: TestAmerica Edison Job No.: 460-127124-1

SDG No.:

ICV Source: ME_CCV_DUO_00159 Concentration Units: ug/L

CCV Source: ME_CCV_DUO_00159

Analyte	CCV 460-415930/163 01/22/2017 20:30				CCV 460-415930/176 01/22/2017 21:19							
	Found	C	True	%R	Found	C	True	%R	Found	C	True	%R
Aluminum	121300		125000	97	121400		125000	97				
Antimony	965.1		1000	97	979.2		1000	98				
Arsenic	2440		2500	98	2452		2500	98				
Barium	10090		10000	101	10070		10000	101				
Beryllium	931.9		1000	93	922.9		1000	92				
Cadmium	1238		1250	99	1233		1250	99				
Calcium	120600		125000	96	119800		125000	96				
Chromium	4983		5000	100	4951		5000	99				
Cobalt	2452		2500	98	2451		2500	98				
Copper	12360		12500	99	12380		12500	99				
Iron	97710		100000	98	97220		100000	97				
Lead	7442		7500	99	7428		7500	99				
Magnesium	121500		125000	97	120300		125000	96				
Manganese	4973		5000	99	4955		5000	99				
Nickel	2471		2500	99	2466		2500	99				
Potassium	51350		50000	103	51680		50000	103				
Selenium	2453		2500	98	2444		2500	98				
Silver	1264		1250	101	1261		1250	101				
Sodium	131400		125000	105	131500		125000	105				
Thallium	2497		2500	100	2487		2500	99				
Vanadium	2461		2500	98	2454		2500	98				
Zinc	2498		2500	100	2479		2500	99				

Note! Calculations are performed before rounding to avoid round-off errors in calculated results.
Italicized analytes were not requested for this sequence.

2A-IN
CALIBRATION VERIFICATIONS
METALS

Lab Name: TestAmerica Edison Job No.: 460-127124-1

SDG No.:

ICV Source: ME_CCV_DUO_00159 Concentration Units: ug/L

CCV Source: ME_CCV_DUO_00159

Analyte	ICV 460-416230/7 01/24/2017 09:57				CCV 460-416230/20 01/24/2017 10:46				CCV 460-416230/33 01/24/2017 11:34			
	Found	C	True	%R	Found	C	True	%R	Found	C	True	%R
Selenium	2427		2500	97	2428		2500	97	2420		2500	97
Sodium	121900		125000	98	124400		125000	100	125300		125000	100
Aluminum	120600		125000	96	120500		125000	96	121200		125000	97
Antimony	957.4		1000	96	966.0		1000	97	966.4		1000	97
Arsenic	2403		2500	96	2420		2500	97	2417		2500	97
Barium	9896		10000	99	9860		10000	99	9916		10000	99
Beryllium	977.1		1000	98	967.5		1000	97	964.1		1000	96
Cadmium	1232		1250	99	1228		1250	98	1233		1250	99
Calcium	122900		125000	98	122200		125000	98	123000		125000	98
Chromium	4969		5000	99	4934		5000	99	4956		5000	99
Cobalt	2439		2500	98	2438		2500	98	2445		2500	98
Copper	12140		12500	97	12150		12500	97	12230		12500	98
Iron	97980		100000	98	97340		100000	97	97590		100000	98
Lead	7340		7500	98	7308		7500	97	7321		7500	98
Magnesium	123000		125000	98	122200		125000	98	122500		125000	98
Manganese	5027		5000	101	5001		5000	100	5039		5000	101
Nickel	2468		2500	99	2457		2500	98	2465		2500	99
Potassium	47760		50000	96	48450		50000	97	48870		50000	98
Silver	1262		1250	101	1255		1250	100	1265		1250	101
Thallium	2491		2500	100	2453		2500	98	2458		2500	98
Vanadium	2470		2500	99	2463		2500	99	2486		2500	99
Zinc	2479		2500	99	2457		2500	98	2466		2500	99

Note! Calculations are performed before rounding to avoid round-off errors in calculated results.
Italicized analytes were not requested for this sequence.

2A-IN
CALIBRATION VERIFICATIONS
METALS

Lab Name: TestAmerica Edison Job No.: 460-127124-1

SDG No.:

ICV Source: ME_DQCS-INT_02375 Concentration Units: ug/L

CCV Source: ME_DCAL-IN_02649

Analyte	ICV 460-416044/31-A 01/23/2017 13:36				CCV 460-416044/33-A 01/23/2017 15:14				CCV 460-416044/33-A 01/23/2017 15:36			
	Found	C	True	%R	Found	C	True	%R	Found	C	True	%R
Mercury	5.11		5.00	102	4.92		5.00	98	4.98		5.00	100

Note! Calculations are performed before rounding to avoid round-off errors in calculated results.
Italicized analytes were not requested for this sequence.

2A-IN
CALIBRATION VERIFICATIONS
METALS

Lab Name: TestAmerica Edison Job No.: 460-127124-1

SDG No.:

ICV Source: ME_DQCS-INT_02375 Concentration Units: ug/L

CCV Source: ME_DCAL-IN_02649

Analyte	CCV 460-416044/33-A 01/23/2017 15:59											
	Found	C	True	%R	Found	C	True	%R	Found	C	True	%R
Mercury	4.95		5.00	99								

Note! Calculations are performed before rounding to avoid round-off errors in calculated results.
Italicized analytes were not requested for this sequence.

3-IN
INSTRUMENT BLANKS
METALS

Lab Name: TestAmerica Edison Job No.: 460-127124-1

SDG No.:

Concentration Units: ug/L

Analyte	RL	ICB 460-415930/8 01/22/2017 10:46		CCB 460-415930/138 01/22/2017 18:56		CCB 460-415930/151 01/22/2017 19:44		CCB 460-415930/164 01/22/2017 20:33	
		Found	C	Found	C	Found	C	Found	C
Aluminum	200	200	U	200	U	200	U	200	U
Antimony	10.0	10.0	U	10.0	U	10.0	U	10.0	U
Arsenic	5.0	5.0	U	5.0	U	5.0	U	5.0	U
Barium	200	200	U	200	U	200	U	200	U
Beryllium	2.0	2.0	U	2.0	U	2.0	U	2.0	U
Cadmium	5.0	5.0	U	5.0	U	5.0	U	5.0	U
Calcium	5000	5000	U	5000	U	5000	U	5000	U
Chromium	10.0	10.0	U	10.0	U	10.0	U	10.0	U
Cobalt	50.0	50.0	U	50.0	U	50.0	U	50.0	U
Copper	25.0	25.0	U	25.0	U	25.0	U	25.0	U
Iron	150	150	U	150	U	150	U	150	U
Lead	5.0	5.0	U	5.0	U	5.0	U	5.0	U
Magnesium	5000	5000	U	5000	U	5000	U	5000	U
Manganese	15.0	15.0	U	15.0	U	15.0	U	15.0	U
Nickel	40.0	40.0	U	40.0	U	40.0	U	40.0	U
Potassium	5000	5000	U	5000	U	5000	U	5000	U
Selenium	5.0	5.0	U	5.0	U	5.0	U	5.0	U
Silver	10.0	10.0	U	10.0	U	10.0	U	10.0	U
Sodium	5000	5000	U	5000	U	5000	U	5000	U
Thallium	10.0	10.0	U	10.0	U	10.0	U	10.0	U
Vanadium	50.0	50.0	U	50.0	U	50.0	U	50.0	U
Zinc	30.0	30.0	U	30.0	U	30.0	U	30.0	U

Italicized analytes were not requested for this sequence.

3-IN
INSTRUMENT BLANKS
METALS

Lab Name: TestAmerica Edison Job No.: 460-127124-1

SDG No.:

Concentration Units: ug/L

Analyte	RL	CCB 460-415930/177 01/22/2017 21:22							
		Found	C	Found	C	Found	C	Found	C
Aluminum	200	200	U						
Antimony	10.0	10.0	U						
Arsenic	5.0	5.0	U						
Barium	200	200	U						
Beryllium	2.0	2.0	U						
Cadmium	5.0	5.0	U						
Calcium	5000	5000	U						
Chromium	10.0	10.0	U						
Cobalt	50.0	50.0	U						
Copper	25.0	25.0	U						
Iron	150	150	U						
Lead	5.0	5.0	U						
Magnesium	5000	5000	U						
Manganese	15.0	15.0	U						
Nickel	40.0	40.0	U						
Potassium	5000	5000	U						
Selenium	5.0	5.0	U						
Silver	10.0	10.0	U						
Sodium	5000	5000	U						
Thallium	10.0	10.0	U						
Vanadium	50.0	50.0	U						
Zinc	30.0	30.0	U						

Italicized analytes were not requested for this sequence.

3-IN
INSTRUMENT BLANKS
METALS

Lab Name: TestAmerica Edison Job No.: 460-127124-1

SDG No.:

Concentration Units: ug/L

Analyte	RL	ICB 460-416230/8 01/24/2017 10:00		CCB 460-416230/21 01/24/2017 10:49		CCB 460-416230/34 01/24/2017 11:38			
		Found	C	Found	C	Found	C	Found	C
Selenium	5.0	5.0	U	5.0	U	5.0	U		
Sodium	5000	5000	U	5000	U	5000	U		
Aluminum	200	200	U	200	U	200	U		
Antimony	10.0	10.0	U	10.0	U	10.0	U		
Arsenic	5.0	5.0	U	5.0	U	5.0	U		
Barium	200	200	U	200	U	200	U		
Beryllium	2.0	2.0	U	2.0	U	2.0	U		
Cadmium	5.0	5.0	U	5.0	U	5.0	U		
Calcium	5000	5000	U	5000	U	5000	U		
Chromium	10.0	10.0	U	10.0	U	10.0	U		
Cobalt	50.0	50.0	U	50.0	U	50.0	U		
Copper	25.0	25.0	U	25.0	U	25.0	U		
Iron	150	150	U	150	U	150	U		
Lead	5.0	5.0	U	5.0	U	5.0	U		
Magnesium	5000	5000	U	5000	U	5000	U		
Manganese	15.0	15.0	U	15.0	U	15.0	U		
Nickel	40.0	40.0	U	40.0	U	40.0	U		
Potassium	5000	5000	U	5000	U	5000	U		
Silver	10.0	10.0	U	10.0	U	10.0	U		
Thallium	10.0	10.0	U	10.0	U	10.0	U		
Vanadium	50.0	50.0	U	50.0	U	50.0	U		
Zinc	30.0	30.0	U	30.0	U	30.0	U		

Italicized analytes were not requested for this sequence.

3-IN
INSTRUMENT BLANKS
METALS

Lab Name: TestAmerica Edison Job No.: 460-127124-1

SDG No.:

Concentration Units: ug/L

Analyte	RL	ICB 460-416085/8 01/23/2017 13:38		CCB 460-416085/60 01/23/2017 15:16		CCB 460-416085/72 01/23/2017 15:38		CCB 460-416085/84 01/23/2017 16:01	
		Found	C	Found	C	Found	C	Found	C
Mercury	0.20	0.20	U	0.20	U	0.20	U	0.20	U

Italicized analytes were not requested for this sequence.

3-IN
METHOD BLANK
METALS - TOTAL RECOVERABLE

Lab Name: TestAmerica Edison Job No.: 460-127124-1

SDG No.:

Concentration Units: ug/L Lab Sample ID: MB 460-415853/1-A

Instrument Code: ICP5 Batch No.: 415930

CAS No.	Analyte	Concentration	C	Q	Method
7429-90-5	Aluminum	200	U		200.7
7440-36-0	Antimony	10.0	U		200.7
7440-38-2	Arsenic	5.0	U		200.7
7440-39-3	Barium	200	U		200.7
7440-41-7	Beryllium	2.0	U		200.7
7440-43-9	Cadmium	5.0	U		200.7
7440-70-2	Calcium	5000	U		200.7
7440-47-3	Chromium	10.0	U		200.7
7440-48-4	Cobalt	50.0	U		200.7
7440-50-8	Copper	25.0	U		200.7
7439-89-6	Iron	150	U		200.7
7439-92-1	Lead	5.0	U		200.7
7439-95-4	Magnesium	5000	U		200.7
7439-96-5	Manganese	15.0	U		200.7
7440-02-0	Nickel	40.0	U		200.7
7440-09-7	Potassium	5000	U		200.7
7782-49-2	Selenium	5.0	U		200.7
7440-22-4	Silver	10.0	U		200.7
7440-23-5	Sodium	5000	U		200.7
7440-28-0	Thallium	10.0	U		200.7
7440-62-2	Vanadium	50.0	U		200.7
7440-66-6	Zinc	30.0	U		200.7

3-IN
METHOD BLANK
METALS

Lab Name: TestAmerica Edison Job No.: 460-127124-1

SDG No.:

Concentration Units: ug/L Lab Sample ID: MB 460-416049/1-A

Instrument Code: LEEMAN6 Batch No.: 416085

CAS No.	Analyte	Concentration	C	Q	Method
7439-97-6	Mercury	0.20	U		245.1

FORM III-IN

4A-IN
INTERFERENCE CHECK STANDARD
METALS

Lab Name: TestAmerica Edison Job No.: 460-127124-1

SDG No.:

Lab Sample ID: ICSA 460-415930/10 Instrument ID: ICP5

Lab File ID: 415850D1.asc ICS Source: ME_ICSA_Duo_00074

Concentration Units: ug/L

Analyte	True Solution A	Found Solution A	Percent Recovery
Aluminum	**500000**	**521900**	**104**
Antimony		**5.19**	
Arsenic		**2.90**	
Barium		**-0.0300**	
Beryllium		**-0.0056**	
Cadmium		**-1.74**	
Calcium	**500000**	**517100**	**103**
Chromium		**-3.53**	
Cobalt		**-2.16**	
Copper		**-2.39**	
Iron	**200000**	**203900**	**102**
Lead		**-0.322**	
Magnesium	**500000**	**527500**	**106**
Manganese		**1.94**	
Nickel		**-2.82**	
Potassium		**16.0**	
Selenium		**-1.69**	
Silver		**-3.32**	
Sodium		**42.4**	
Thallium		**7.31**	
Vanadium		**1.27**	
Zinc		**-1.82**	
Boron		*-4.70*	
Molybdenum		*1.94*	
Strontium		*-1.22*	
Tin		*-2.32*	
Titanium		*-2.75*	

Calculations are performed before rounding to avoid round-off errors in calculated results.

FORM IVA-IN

4A-IN
INTERFERENCE CHECK STANDARD
METALS

Lab Name: TestAmerica Edison Job No.: 460-127124-1

SDG No.:

Lab Sample ID: ICSAB 460-415930/11 Instrument ID: ICP5

Lab File ID: 415850D1.asc ICS Source: ME_ICSAB_DUO_00093

Concentration Units: ug/L

Analyte	True Solution AB	Found Solution AB	Percent Recovery
Aluminum	**500000**	**511800**	**102**
Antimony	**100**	**106**	**106**
Arsenic	**100**	**105**	**105**
Barium	**100**	**109**	**109**
Beryllium	**100**	**102**	**102**
Cadmium	**100**	**98.7**	**99**
Calcium	**500000**	**512700**	**103**
Chromium	**100**	**102**	**102**
Cobalt	**100**	**98.5**	**98**
Copper	**100**	**108**	**108**
Iron	**200000**	**202200**	**101**
Lead	**100**	**101**	**101**
Magnesium	**500000**	**522300**	**104**
Manganese	**100**	**108**	**108**
Nickel	**100**	**98.2**	**98**
Potassium	**10000**	**10110**	**101**
Selenium	**100**	**98.7**	**99**
Silver	**100**	**114**	**114**
Sodium	**10000**	**10150**	**102**
Thallium	**100**	**104**	**104**
Vanadium	**100**	**106**	**106**
Zinc	**100**	**103**	**103**
Boron	*100*	*93.8*	*94*
Molybdenum	*100*	*99.6*	*100*
Strontium	*100*	*100.0*	*100*
Tin	*100*	*96.9*	*97*
Titanium	*100*	*100*	*100*

Calculations are performed before rounding to avoid round-off errors in calculated results.

FORM IVA-IN

4A-IN
INTERFERENCE CHECK STANDARD
METALS

Lab Name: TestAmerica Edison Job No.: 460-127124-1

SDG No.:

Lab Sample ID: ICSA 460-416230/10 Instrument ID: ICP5

Lab File ID: 416173D1.asc ICS Source: ME_ICSA_Duo_00074

Concentration Units: ug/L

Analyte	True Solution A	Found Solution A	Percent Recovery
Selenium		**4.45**	
Sodium		**27.2**	
Aluminum	*500000*	*516500*	*103*
Antimony		*5.04*	
Arsenic		*2.08*	
Barium		*1.10*	
Beryllium		*-0.0676*	
Boron		*-4.77*	
Cadmium		*0.659*	
Calcium	*500000*	*518300*	*104*
Chromium		*-2.29*	
Cobalt		*-2.59*	
Copper		*2.38*	
Iron	*200000*	*203000*	*102*
Lead		*8.44*	
Magnesium	*500000*	*526400*	*105*
Manganese		*1.93*	
Molybdenum		*2.37*	
Nickel		*-1.20*	
Potassium		*-0.723*	
Silver		*-3.47*	
Strontium		*-1.51*	
Thallium		*2.78*	
Tin		*-1.50*	
Titanium		*-0.868*	
Vanadium		*2.82*	
Zinc		*-1.13*	

Calculations are performed before rounding to avoid round-off errors in calculated results.

FORM IVA-IN

4A-IN
INTERFERENCE CHECK STANDARD
METALS

Lab Name: TestAmerica Edison Job No.: 460-127124-1

SDG No.:

Lab Sample ID: ICSAB 460-416230/11 Instrument ID: ICP5

Lab File ID: 416173D1.asc ICS Source: ME_ICSAB_DUO_00093

Concentration Units: ug/L

Analyte	True Solution AB	Found Solution AB	Percent Recovery
Selenium	**100**	**101**	**101**
Sodium	**10000**	**10070**	**101**
Aluminum	*500000*	*508600*	*102*
Antimony	*100*	*104*	*104*
Arsenic	*100*	*101*	*101*
Barium	*100*	*108*	*108*
Beryllium	*100*	*100*	*100*
Boron	*100*	*95.1*	*95*
Cadmium	*100*	*99.4*	*99*
Calcium	*500000*	*503000*	*101*
Chromium	*100*	*100*	*100*
Cobalt	*100*	*96.5*	*97*
Copper	*100*	*110*	*110*
Iron	*200000*	*197300*	*99*
Lead	*100*	*102*	*102*
Magnesium	*500000*	*512200*	*102*
Manganese	*100*	*107*	*107*
Molybdenum	*100*	*97.1*	*97*
Nickel	*100*	*95.9*	*96*
Potassium	*10000*	*10100*	*101*
Silver	*100*	*112*	*112*
Strontium	*100*	*99.1*	*99*
Thallium	*100*	*95.7*	*96*
Tin	*100*	*93.4*	*93*
Titanium	*100*	*100*	*100*
Vanadium	*100*	*106*	*106*
Zinc	*100*	*99.7*	*100*

Calculations are performed before rounding to avoid round-off errors in calculated results.

FORM IVA-IN

5A-IN
MATRIX SPIKE SAMPLE RECOVERY
METALS - TOTAL RECOVERABLE

Client ID: _____ Lab ID: 460-126929-D-1-C MS

Lab Name: TestAmerica Edison Job No.: 460-127124-1

SDG No.: _____

Matrix: Water Concentration Units: ug/L

% Solids: _____

Analyte	SSR	C	Sample Result (SR)	C	Spike Added (SA)	%R	Control Limit %R	Q	Method
Aluminum	2099		200	U	2000	105	70-130		200.7 Rev 4.4
Antimony	520.5		10.0	U	500	104	70-130		200.7 Rev 4.4
Arsenic	2103		5.0	U	2000	105	70-130		200.7 Rev 4.4
Barium	2586		492		2000	105	70-130		200.7 Rev 4.4
Beryllium	49.56		2.0	U	50.0	99	70-130		200.7 Rev 4.4
Cadmium	52.29		5.0	U	50.0	105	70-130		200.7 Rev 4.4
Calcium	159000		139000		20000	98	70-130	4	200.7 Rev 4.4
Chromium	207.9		10.0	U	200	104	70-130		200.7 Rev 4.4
Cobalt	518.3		50.0	U	500	104	70-130		200.7 Rev 4.4
Copper	264.0		25.0	U	250	106	70-130		200.7 Rev 4.4
Iron	1160		149	J	1000	101	70-130		200.7 Rev 4.4
Lead	525.0		5.0	U	500	105	70-130		200.7 Rev 4.4
Magnesium	30350		10800		20000	98	70-130		200.7 Rev 4.4
Manganese	5957		5490		500	94	70-130	4	200.7 Rev 4.4
Nickel	528.2		40.0	U	500	106	70-130		200.7 Rev 4.4
Potassium	21880		616	J	20000	106	70-130		200.7 Rev 4.4
Selenium	2192		5.0	U	2000	110	70-130		200.7 Rev 4.4
Silver	55.00		10.0	U	50.0	110	70-130		200.7 Rev 4.4
Sodium	51110		28900		20000	111	70-130		200.7 Rev 4.4
Thallium	2156		10.0	U	2000	108	70-130		200.7 Rev 4.4
Vanadium	527.7		50.0	U	500	106	70-130		200.7 Rev 4.4
Zinc	546.3		16.9	J	500	106	70-130		200.7 Rev 4.4

SSR = Spiked Sample Result

Calculations are performed before rounding to avoid round-off errors in calculated results.

FORM VA - IN

5A-IN
MATRIX SPIKE SAMPLE RECOVERY
METALS

Client ID:
Lab ID: 460-127202-E-3-B MS
Lab Name: TestAmerica Edison
Job No.: 460-127124-1
SDG No.:
Matrix: Water
Concentration Units: ug/L
% Solids:

Analyte	SSR	C	Sample Result (SR)	C	Spike Added (SA)	%R	Control Limit %R	Q	Method
Mercury	0.932		0.20	U	1.00	93	70-130		245.1

SSR = Spiked Sample Result

Calculations are performed before rounding to avoid round-off errors in calculated results.

FORM VA - IN

5B-IN
POST DIGESTION SPIKE SAMPLE RECOVERY
METALS - TOTAL RECOVERABLE

Client ID: _____ Lab ID: 460-126929-D-1-A PDS

Lab Name: TestAmerica Edison Job No.: 460-127124-1

SDG No.: _____

Matrix: Water Concentration Units: ug/L

Analyte	SSR	C	Sample Result (SR)	C	Spike Added (SA)	%R	Control Limit %R	Q	Method
Aluminum	2056		200	U	2000	103	85-115		200.7 Rev 4.4
Antimony	505.0		10.0	U	500	101	85-115		200.7 Rev 4.4
Arsenic	2082		5.0	U	2000	104	85-115		200.7 Rev 4.4
Barium	2544		492		2000	103	85-115		200.7 Rev 4.4
Beryllium	48.67		2.0	U	50.0	97	85-115		200.7 Rev 4.4
Cadmium	51.59		5.0	U	50.0	103	85-115		200.7 Rev 4.4
Calcium	155200		139000		20000	79	85-115	N	200.7 Rev 4.4
Chromium	205.4		10.0	U	200	103	85-115		200.7 Rev 4.4
Cobalt	512.2		50.0	U	500	102	85-115		200.7 Rev 4.4
Copper	262.0		25.0	U	250	105	85-115		200.7 Rev 4.4
Iron	1144		149	J	1000	99	85-115		200.7 Rev 4.4
Lead	522.5		5.0	U	500	105	85-115		200.7 Rev 4.4
Magnesium	29850		10800		20000	95	85-115		200.7 Rev 4.4
Manganese	5816		5490		500	NC	85-115		200.7 Rev 4.4
Nickel	523.0		40.0	U	500	105	85-115		200.7 Rev 4.4
Potassium	21470		616	J	20000	104	85-115		200.7 Rev 4.4
Selenium	2152		5.0	U	2000	108	85-115		200.7 Rev 4.4
Silver	53.72		10.0	U	50.0	107	85-115		200.7 Rev 4.4
Sodium	49610		28900		20000	104	85-115		200.7 Rev 4.4
Thallium	2117		10.0	U	2000	106	85-115		200.7 Rev 4.4
Vanadium	521.7		50.0	U	500	104	85-115		200.7 Rev 4.4
Zinc	541.8		16.9	J	500	105	85-115		200.7 Rev 4.4

SSR = Spiked Sample Result

Calculations are performed before rounding to avoid round-off errors in calculated results.

FORM VB - IN

6-IN
DUPLICATES
METALS - TOTAL RECOVERABLE

Client ID: _____ Lab ID: 460-126929-D-1-B DU

Lab Name: TestAmerica Edison Job No.: 460-127124-1

SDG No.: _____

% Solids for Sample: _____ % Solids for Duplicate: _____

Matrix: Water Concentration Units: ug/L

Analyte	Control Limit	Sample (S)	C	Duplicate (D)	C	RPD	Q	Method
Aluminum	200	200	U	200	U	NC		200.7 Rev 4.4
Antimony	10.0	10.0	U	10.0	U	NC		200.7 Rev 4.4
Arsenic	5.0	5.0	U	5.0	U	NC		200.7 Rev 4.4
Barium	200	492		491.7		0.1		200.7 Rev 4.4
Beryllium	2.0	2.0	U	2.0	U	NC		200.7 Rev 4.4
Cadmium	5.0	5.0	U	5.0	U	NC		200.7 Rev 4.4
Calcium	5000	139000		139000		0.3		200.7 Rev 4.4
Chromium	10.0	10.0	U	10.0	U	NC		200.7 Rev 4.4
Cobalt	50.0	50.0	U	50.0	U	NC		200.7 Rev 4.4
Copper	25.0	25.0	U	5.85	J	NC		200.7 Rev 4.4
Iron	150	149	J	154.6		3		200.7 Rev 4.4
Lead	5.0	5.0	U	5.0	U	NC		200.7 Rev 4.4
Magnesium	5000	10800		10800		0.2		200.7 Rev 4.4
Manganese	15.0	5490		5463		0.4		200.7 Rev 4.4
Nickel	40.0	40.0	U	40.0	U	NC		200.7 Rev 4.4
Potassium	5000	616	J	609.1	J	1		200.7 Rev 4.4
Selenium	5.0	5.0	U	5.0	U	NC		200.7 Rev 4.4
Silver	10.0	10.0	U	10.0	U	NC		200.7 Rev 4.4
Sodium	5000	28900		28870		0		200.7 Rev 4.4
Thallium	10.0	10.0	U	9.17	J	NC		200.7 Rev 4.4
Vanadium	50.0	50.0	U	50.0	U	NC		200.7 Rev 4.4
Zinc	30.0	16.9	J	16.59	J	2		200.7 Rev 4.4

Calculations are performed before rounding to avoid round-off errors in calculated results.

FORM VI-IN

6-IN
DUPLICATES
METALS

Client ID: _____ Lab ID: 460-127202-B-3-A DU

Lab Name: TestAmerica Edison Job No.: 460-127124-1

SDG No.: _____

% Solids for Sample: _____ % Solids for Duplicate: _____

Matrix: Water Concentration Units: ug/L

Analyte	Control Limit	Sample (S)	C	Duplicate (D)	C	RPD	Q	Method
Mercury	0.20	0.20	U	0.20	U	NC		245.1

Calculations are performed before rounding to avoid round-off errors in calculated results.

FORM VI-IN

7A-IN
LAB CONTROL SAMPLE
METALS - TOTAL RECOVERABLE

Lab ID: LCS 460-415853/2-A

Lab Name: TestAmerica Edison Job No.: 460-127124-1

Sample Matrix: Water LCS Source: ME_LCS-int_00060

Analyte	Water(ug/L)							
	True	Found	C	%R	Limits		Q	Method
Aluminum	2000	2020		101	85	115		200.7 Rev 4.4
Antimony	500	497.3		99	85	115		200.7 Rev 4.4
Arsenic	2000	2009		100	85	115		200.7 Rev 4.4
Barium	2000	2121		106	85	115		200.7 Rev 4.4
Beryllium	50.0	47.42		95	85	115		200.7 Rev 4.4
Cadmium	50.0	51.87		104	85	115		200.7 Rev 4.4
Calcium	20000	19820		99	85	115		200.7 Rev 4.4
Chromium	200	211.5		106	85	115		200.7 Rev 4.4
Cobalt	500	518.3		104	85	115		200.7 Rev 4.4
Copper	250	252.8		101	85	115		200.7 Rev 4.4
Iron	1000	1026		103	85	115		200.7 Rev 4.4
Lead	500	527.2		105	85	115		200.7 Rev 4.4
Magnesium	20000	19300		97	85	115		200.7 Rev 4.4
Manganese	500	524.6		105	85	115		200.7 Rev 4.4
Nickel	500	525.9		105	85	115		200.7 Rev 4.4
Potassium	20000	20210		101	85	115		200.7 Rev 4.4
Selenium	2000	2020		101	85	115		200.7 Rev 4.4
Silver	50.0	51.84		104	85	115		200.7 Rev 4.4
Sodium	20000	20990		105	85	115		200.7 Rev 4.4
Thallium	2000	2141		107	85	115		200.7 Rev 4.4
Vanadium	500	521.6		104	85	115		200.7 Rev 4.4
Zinc	500	534.0		107	85	115		200.7 Rev 4.4

Calculations are performed before rounding to avoid round-off errors in calculated results.

FORM VIIA - IN

7A-IN
LAB CONTROL SAMPLE
METALS

Lab ID: LCS 460-416049/2-A

Lab Name: TestAmerica Edison Job No.: 460-127124-1

Sample Matrix: Water LCS Source: ME_DCAL-IN_02649

Analyte	Water(ug/L)							
	True	Found	C	%R	Limits		Q	Method
Mercury	1.00	0.939		94	85	115		245.1

Calculations are performed before rounding to avoid round-off errors in calculated results.

FORM VIIA - IN

8-IN
ICP-AES AND ICP-MS SERIAL DILUTIONS
METALS - TOTAL RECOVERABLE

Lab ID: 460-126929-D-1-A SD ^5

SDG No:

Lab Name: TestAmerica Edison Job No: 460-127124-1

Matrix: Water Concentration Units: ug/L

Analyte	Initial Sample Result (I)	C	Serial Dilution Result (S)	C	% Difference	Q	Method
Aluminum	200	U	1000	U	NC		200.7 Rev 4.4
Antimony	10.0	U	50.0	U	NC		200.7 Rev 4.4
Arsenic	5.0	U	25.0	U	NC		200.7 Rev 4.4
Barium	492		482.9	J	1.9		200.7 Rev 4.4
Beryllium	2.0	U	10.0	U	NC		200.7 Rev 4.4
Cadmium	5.0	U	25.0	U	NC		200.7 Rev 4.4
Calcium	139000		134400		3.6		200.7 Rev 4.4
Chromium	10.0	U	50.0	U	NC		200.7 Rev 4.4
Cobalt	50.0	U	250	U	NC		200.7 Rev 4.4
Copper	25.0	U	125	U	NC		200.7 Rev 4.4
Iron	149	J	750	U	NC		200.7 Rev 4.4
Lead	5.0	U	25.0	U	NC		200.7 Rev 4.4
Magnesium	10800		10510	J	NC		200.7 Rev 4.4
Manganese	5490		5490		0.09		200.7 Rev 4.4
Nickel	40.0	U	200	U	NC		200.7 Rev 4.4
Potassium	616	J	647.5	J	NC		200.7 Rev 4.4
Selenium	5.0	U	25.0	U	NC		200.7 Rev 4.4
Silver	10.0	U	50.0	U	NC		200.7 Rev 4.4
Sodium	28900		26050		9.8		200.7 Rev 4.4
Thallium	10.0	U	50.0	U	NC		200.7 Rev 4.4
Vanadium	50.0	U	250	U	NC		200.7 Rev 4.4
Zinc	16.9	J	150	U	NC		200.7 Rev 4.4

Calculations are performed before rounding to avoid round-off errors in calculated results.

FORM VIII-IN

8-IN
ICP-AES AND ICP-MS SERIAL DILUTIONS
METALS

Lab ID: 460-127202-E-3-A SD ^5

SDG No:

Lab Name: TestAmerica Edison Job No: 460-127124-1

Matrix: Water Concentration Units: ug/L

Analyte	Initial Sample Result (I)	C	Serial Dilution Result (S)	C	% Difference	Q	Method
Mercury	0.20	U	1.0	U	NC		245.1

Calculations are performed before rounding to avoid round-off errors in calculated results.

FORM VIII-IN

9-IN
DETECTION LIMITS
METALS - TOTAL RECOVERABLE

Lab Name: TestAmerica Edison Job Number: 460-127124-1

SDG Number:

Matrix: Water Instrument ID: ICP5

Method: 200.7 Rev 4.4 MDL Date: 05/05/2015 09:28

Prep Method: 200.7

Analyte	Wavelength/ Mass	RL (ug/L)	MDL (ug/L)
Aluminum		200	63.9
Antimony		10	5.06
Arsenic		5	3.13
Barium		200	5.19
Beryllium		2	1.27
Cadmium		5	1.55
Calcium		5000	289
Chromium		10	4.64
Cobalt		50	4.55
Copper		25	5.56
Iron		150	78.3
Lead		5	4.34
Magnesium		5000	249
Manganese		15	4.89
Nickel		40	5.53
Potassium		5000	117
Selenium		5	4.61
Silver		10	1.95
Sodium		5000	221
Thallium		10	8.07
Vanadium		50	4.59
Zinc		30	5.23

9-IN
CALIBRATION BLANK DETECTION LIMITS
METALS - TOTAL RECOVERABLE

Lab Name: TestAmerica Edison Job Number: 460-127124-1

SDG Number:

Matrix: Water Instrument ID: ICP5

Method: 200.7 Rev 4.4 XMDL Date: 05/05/2015 09:31

Analyte	Wavelength/ Mass	XRL (ug/L)	XMDL (ug/L)
Aluminum		200	63.9
Antimony		10	5.06
Arsenic		5	3.13
Barium		200	5.19
Beryllium		2	1.27
Cadmium		5	1.55
Calcium		5000	289
Chromium		10	4.64
Cobalt		50	4.55
Copper		25	5.56
Iron		150	78.3
Lead		5	4.34
Magnesium		5000	249
Manganese		15	4.89
Nickel		40	5.53
Potassium		5000	117
Selenium		5	4.61
Silver		10	1.95
Sodium		5000	221
Thallium		10	8.07
Vanadium		50	4.59
Zinc		30	5.23

FORM IX - IN

9-IN
DETECTION LIMITS
METALS

Lab Name: TestAmerica Edison Job Number: 460-127124-1

SDG Number:

Matrix: Water Instrument ID: LEEMAN6

Method: 245.1 MDL Date: 08/24/2016 10:46

Prep Method: 245.1

Analyte	Wavelength/ Mass	RL (ug/L)	MDL (ug/L)
Mercury		0.2	0.174

FORM IX - IN

9-IN
CALIBRATION BLANK DETECTION LIMITS
METALS

Lab Name: TestAmerica Edison Job Number: 460-127124-1

SDG Number:

Matrix: Water Instrument ID: LEEMAN6

Method: 245.1 XMDL Date: 08/24/2016 10:46

Analyte	Wavelength/ Mass	XRL (ug/L)	XMDL (ug/L)
Mercury		0.2	0.174

12-IN
PREPARATION LOG
METALS

Lab Name: TestAmerica Edison Job No.: 460-127124-1

SDG No.:

Prep Method: 200.7

Lab Sample ID	Preparation Date	Prep Batch	Initial Weight	Initial Volume (mL)	Final Volume (mL)
MB 460-415853/1-A	01/20/2017 20:20	415853		50	50
LCS 460-415853/2-A	01/20/2017 20:20	415853		50	50
460-126929-D-1-B DU	01/20/2017 20:20	415853		50	50
460-126929-D-1-C MS	01/20/2017 20:20	415853		50	50
460-127124-1	01/20/2017 20:20	415853		50	50
460-127124-2	01/20/2017 20:20	415853		50	50
460-127124-3	01/20/2017 20:20	415853		50	50

FORM XII-IN

12-IN
PREPARATION LOG
METALS

Lab Name: TestAmerica Edison Job No.: 460-127124-1

SDG No.:

Prep Method: 245.1

Lab Sample ID	Preparation Date	Prep Batch	Initial Weight	Initial Volume (mL)	Final Volume (mL)
MB 460-416049/1-A	01/23/2017 12:01	416049		30	30
LCS 460-416049/2-A	01/23/2017 12:01	416049		30	30
460-127202-B-3-A DU	01/23/2017 12:01	416049		30	30
460-127202-E-3-B MS	01/23/2017 12:01	416049		30	30
460-127124-1	01/23/2017 12:01	416049		30	30
460-127124-2	01/23/2017 12:01	416049		30	30
460-127124-3	01/23/2017 12:01	416049		30	30

FORM XII-IN

13-IN
ANALYSIS RUN LOG
METALS

Lab Name: TestAmerica Edison Job No.: 460-127124-1

SDG No.:

Instrument ID: ICP5 Method: 200.7 Rev 4.4

Start Date: 01/22/2017 10:20 End Date: 01/22/2017 21:37

Lab Sample ID	D/F	Type	Time	Analytes																			
				Ag	Al	As	Ba	Be	Ca	Cd	Co	Cr	Cu	Fe	K	Mg	Mn	Na	Ni	Pb	Sb	Se	Tl
ICIS 460-415930/1	1		10:20	X	X	X	X	X	X	X	X	X	X	X	X	X	X	X	X	X	X	X	X
ZZZZZZ			10:23																				
ZZZZZZ			10:27																				
ZZZZZZ			10:31																				
ZZZZZZ			10:35																				
ZZZZZZ			10:38																				
ICV 460-415930/7	1		10:42	X	X	X	X	X	X	X	X	X	X	X	X	X	X	X	X	X	X	X	X
ICB 460-415930/8	1		10:46	X	X	X	X	X	X	X	X	X	X	X	X	X	X	X	X	X	X	X	X
ICVL 460-415930/9			10:49																				
ICSA 460-415930/10	1		10:53	X	X	X	X	X	X	X	X	X	X	X	X	X	X	X	X	X	X	X	X
ICSAB 460-415930/11	1		10:57	X	X	X	X	X	X	X	X	X	X	X	X	X	X	X	X	X	X	X	X
ZZZZZZ			11:01																				
ZZZZZZ			11:05																				
ZZZZZZ			11:09																				
ZZZZZZ			11:12																				
ZZZZZZ			11:16																				
ZZZZZZ			11:19																				
ZZZZZZ			11:23																				
ZZZZZZ			11:27																				
CCV 460-415930/20			11:31																				
CCB 460-415930/21			11:34																				
CCVL 460-415930/22			11:38																				
ZZZZZZ			11:42																				
ZZZZZZ			11:46																				
ZZZZZZ			11:49																				
ZZZZZZ			11:53																				
ZZZZZZ			11:57																				
ZZZZZZ			12:00																				
ZZZZZZ			12:04																				
ZZZZZZ			12:08																				
ZZZZZZ			12:12																				
ZZZZZZ			12:15																				
CCV 460-415930/33			12:19																				
CCB 460-415930/34			12:23																				
CCVL 460-415930/35			12:27																				
ZZZZZZ			12:30																				
ZZZZZZ			12:34																				
ZZZZZZ			12:38																				
ZZZZZZ			12:42																				
ZZZZZZ			12:45																				
ZZZZZZ			12:49																				
ZZZZZZ			12:53																				

13-IN
ANALYSIS RUN LOG
METALS

Lab Name: TestAmerica Edison Job No.: 460-127124-1

SDG No.:

Instrument ID: ICP5 Method: 200.7 Rev 4.4

Start Date: 01/22/2017 10:20 End Date: 01/22/2017 21:37

Lab Sample ID	D/F	Type	Time	Analytes																			
				Ag	Al	As	Ba	Be	Ca	Cd	Co	Cr	Cu	Fe	K	Mg	Mn	Na	Ni	Pb	Sb	Se	Tl
ZZZZZZ			12:57																				
ZZZZZZ			13:00																				
ZZZZZZ			13:04																				
CCV 460-415930/46			13:08																				
CCB 460-415930/47			13:11																				
CCVL 460-415930/48			13:15																				
ZZZZZZ			13:19																				
ZZZZZZ			13:23																				
ZZZZZZ			13:27																				
ZZZZZZ			13:30																				
ZZZZZZ			13:34																				
ZZZZZZ			13:38																				
ZZZZZZ			13:42																				
ZZZZZZ			13:46																				
ZZZZZZ			13:50																				
ZZZZZZ			13:53																				
CCV 460-415930/59			13:57																				
CCB 460-415930/60			14:00																				
CCVL 460-415930/61			14:04																				
ZZZZZZ			14:08																				
ZZZZZZ			14:12																				
ZZZZZZ			14:16																				
ZZZZZZ			14:20																				
ZZZZZZ			14:24																				
ZZZZZZ			14:27																				
ZZZZZZ			14:31																				
ZZZZZZ			14:35																				
ZZZZZZ			14:39																				
ZZZZZZ			14:43																				
CCV 460-415930/72			14:46																				
CCB 460-415930/73			14:50																				
CCVL 460-415930/74			14:54																				
ZZZZZZ			14:58																				
ZZZZZZ			15:01																				
ZZZZZZ			15:05																				
ZZZZZZ			15:09																				
ZZZZZZ			15:13																				
ZZZZZZ			15:17																				
ZZZZZZ			15:20																				
ZZZZZZ			15:24																				
ZZZZZZ			15:28																				
ZZZZZZ			15:32																				

13-IN
ANALYSIS RUN LOG
METALS

Lab Name: TestAmerica Edison Job No.: 460-127124-1

SDG No.:

Instrument ID: ICP5 Method: 200.7 Rev 4.4

Start Date: 01/22/2017 10:20 End Date: 01/22/2017 21:37

Lab Sample ID	D/F	Type	Time	Analytes																			
				Ag	Al	As	Ba	Be	Ca	Cd	Co	Cr	Cu	Fe	K	Mg	Mn	Na	Ni	Pb	Sb	Se	Tl
CCV 460-415930/85			15:36																				
CCB 460-415930/86			15:39																				
CCVL 460-415930/87			15:43																				
ZZZZZZ			15:47																				
ZZZZZZ			15:51																				
ZZZZZZ			15:54																				
ZZZZZZ			15:58																				
ZZZZZZ			16:02																				
ZZZZZZ			16:05																				
ZZZZZZ			16:09																				
ZZZZZZ			16:13																				
ZZZZZZ			16:17																				
ZZZZZZ			16:21																				
CCV 460-415930/98			16:24																				
CCB 460-415930/99			16:28																				
CCVL 460-415930/100			16:32																				
ZZZZZZ			16:36																				
ZZZZZZ			16:40																				
ZZZZZZ			16:43																				
ZZZZZZ			16:47																				
ZZZZZZ			16:51																				
ZZZZZZ			16:55																				
ZZZZZZ			16:58																				
ZZZZZZ			17:02																				
ZZZZZZ			17:06																				
ZZZZZZ			17:09																				
CCV 460-415930/111			17:13																				
CCB 460-415930/112			17:16																				
CCVL 460-415930/113			17:20																				
ZZZZZZ			17:24																				
ZZZZZZ			17:28																				
ZZZZZZ			17:32																				
ZZZZZZ			17:36																				
ZZZZZZ			17:39																				
ZZZZZZ			17:43																				
ZZZZZZ			17:47																				
ZZZZZZ			17:51																				
ZZZZZZ			17:55																				
ZZZZZZ			17:59																				
CCV 460-415930/124			18:02																				
CCB 460-415930/125			18:06																				
CCVL 460-415930/126			18:10																				

13-IN
ANALYSIS RUN LOG
METALS

Lab Name: TestAmerica Edison Job No.: 460-127124-1

SDG No.:

Instrument ID: ICP5 Method: 200.7 Rev 4.4

Start Date: 01/22/2017 10:20 End Date: 01/22/2017 21:37

Lab Sample ID	D/F	Type	Time	Analytes																			
				Ag	Al	As	Ba	Be	Ca	Cd	Co	Cr	Cu	Fe	K	Mg	Mn	Na	Ni	Pb	Sb	Se	Tl
ZZZZZZ			18:14																				
ZZZZZZ			18:17																				
ZZZZZZ			18:21																				
ZZZZZZ			18:25																				
ZZZZZZ			18:29																				
ZZZZZZ			18:33																				
ZZZZZZ			18:37																				
ZZZZZZ			18:40																				
ZZZZZZ			18:44																				
ZZZZZZ			18:48																				
CCV 460-415930/137	1		18:52	X	X	X	X	X	X	X	X	X	X	X	X	X	X	X	X	X	X	X	X
CCB 460-415930/138	1		18:56	X	X	X	X	X	X	X	X	X	X	X	X	X	X	X	X	X	X	X	X
CCVL 460-415930/139			19:00																				
MB 460-415853/1-A	1	R	19:03	X	X	X	X	X	X	X	X	X	X	X	X	X	X	X	X	X	X	X	X
460-126929-D-1-A PDS	1	R	19:07	X	X	X	X	X	X	X	X	X	X	X	X	X	X	X	X	X	X	X	X
460-126929-D-1-C MS	1	R	19:11	X	X	X	X	X	X	X	X	X	X	X	X	X	X	X	X	X	X	X	X
460-126929-D-1-B DU	1	R	19:14	X	X	X	X	X	X	X	X	X	X	X	X	X	X	X	X	X	X	X	X
ZZZZZZ			19:18																				
460-126929-D-1-A SD ^5	5	R	19:22	X	X	X	X	X	X	X	X	X	X	X	X	X	X	X	X	X	X	X	X
ZZZZZZ			19:26																				
ZZZZZZ			19:29																				
ZZZZZZ			19:33																				
460-127124-1	1	R	19:37	X	X	X	X	X	X	X	X	X	X	X	X	X	X		X	X	X		X
CCV 460-415930/150	1		19:41	X	X	X	X	X	X	X	X	X	X	X	X	X	X	X	X	X	X	X	X
CCB 460-415930/151	1		19:44	X	X	X	X	X	X	X	X	X	X	X	X	X	X	X	X	X	X	X	X
CCVL 460-415930/152			19:48																				
460-127124-2	1	R	19:52	X	X	X	X	X	X	X	X	X	X	X	X	X	X		X	X	X	X	X
460-127124-3	1	R	19:56	X	X	X	X	X	X	X	X	X	X	X	X	X	X	X	X	X	X	X	X
ZZZZZZ			20:00																				
ZZZZZZ			20:03																				
ZZZZZZ			20:07																				
ZZZZZZ			20:11																				
ZZZZZZ			20:15																				
ZZZZZZ			20:19																				
ZZZZZZ			20:23																				
ZZZZZZ			20:26																				
CCV 460-415930/163	1		20:30	X	X	X	X	X	X	X	X	X	X	X	X	X	X	X	X	X	X	X	X
CCB 460-415930/164	1		20:33	X	X	X	X	X	X	X	X	X	X	X	X	X	X	X	X	X	X	X	X
CCVL 460-415930/165			20:37																				
ZZZZZZ			20:41																				
ZZZZZZ			20:45																				

13-IN
ANALYSIS RUN LOG
METALS

Lab Name: TestAmerica Edison Job No.: 460-127124-1

SDG No.:

Instrument ID: ICP5 Method: 200.7 Rev 4.4

Start Date: 01/22/2017 10:20 End Date: 01/22/2017 21:37

Lab Sample ID	D/F	Type	Time	Analytes																			
				Ag	Al	As	Ba	Be	Ca	Cd	Co	Cr	Cu	Fe	K	Mg	Mn	Na	Ni	Pb	Sb	Se	Tl
ZZZZZZ			20:49																				
ZZZZZZ			20:53																				
ZZZZZZ			20:56																				
ZZZZZZ			21:00																				
ZZZZZZ			21:04																				
ZZZZZZ			21:08																				
ZZZZZZ			21:11																				
LCS 460-415853/2-A	1	R	21:15	X	X	X	X	X	X	X	X	X	X	X	X	X	X	X	X	X	X	X	X
CCV 460-415930/176	1		21:19	X	X	X	X	X	X	X	X	X	X	X	X	X	X	X	X	X	X	X	X
CCB 460-415930/177	1		21:22	X	X	X	X	X	X	X	X	X	X	X	X	X	X	X	X	X	X	X	X
CCVL 460-415930/178			21:26																				
CCV 460-415930/179			21:30																				
CCB 460-415930/180			21:33																				
CCVL 460-415930/181			21:37																				

13-IN
ANALYSIS RUN LOG
METALS

Lab Name: TestAmerica Edison Job No.: 460-127124-1

SDG No.:

Instrument ID: ICP5 Method: 200.7 Rev 4.4

Start Date: 01/22/2017 10:20 End Date: 01/22/2017 21:37

Lab Sample ID	D/F	Type	Time	Analytes																			
				V	Zn																		
ICIS 460-415930/1	1		10:20	X	X																		
ZZZZZZ			10:23																				
ZZZZZZ			10:27																				
ZZZZZZ			10:31																				
ZZZZZZ			10:35																				
ZZZZZZ			10:38																				
ICV 460-415930/7	1		10:42	X	X																		
ICB 460-415930/8	1		10:46	X	X																		
ICVL 460-415930/9			10:49																				
ICSA 460-415930/10	1		10:53	X	X																		
ICSAB 460-415930/11	1		10:57	X	X																		
ZZZZZZ			11:01																				
ZZZZZZ			11:05																				
ZZZZZZ			11:09																				
ZZZZZZ			11:12																				
ZZZZZZ			11:16																				
ZZZZZZ			11:19																				
ZZZZZZ			11:23																				
ZZZZZZ			11:27																				
CCV 460-415930/20			11:31																				
CCB 460-415930/21			11:34																				
CCVL 460-415930/22			11:38																				
ZZZZZZ			11:42																				
ZZZZZZ			11:46																				
ZZZZZZ			11:49																				
ZZZZZZ			11:53																				
ZZZZZZ			11:57																				
ZZZZZZ			12:00																				
ZZZZZZ			12:04																				
ZZZZZZ			12:08																				
ZZZZZZ			12:12																				
ZZZZZZ			12:15																				
CCV 460-415930/33			12:19																				
CCB 460-415930/34			12:23																				
CCVL 460-415930/35			12:27																				
ZZZZZZ			12:30																				
ZZZZZZ			12:34																				
ZZZZZZ			12:38																				
ZZZZZZ			12:42																				
ZZZZZZ			12:45																				
ZZZZZZ			12:49																				
ZZZZZZ			12:53																				

13-IN
ANALYSIS RUN LOG
METALS

Lab Name: TestAmerica Edison Job No.: 460-127124-1

SDG No.:

Instrument ID: ICP5 Method: 200.7 Rev 4.4

Start Date: 01/22/2017 10:20 End Date: 01/22/2017 21:37

Lab Sample ID	D/F	Type	Time	Analytes																			
				V	Zn																		
ZZZZZZ			12:57																				
ZZZZZZ			13:00																				
ZZZZZZ			13:04																				
CCV 460-415930/46			13:08																				
CCB 460-415930/47			13:11																				
CCVL 460-415930/48			13:15																				
ZZZZZZ			13:19																				
ZZZZZZ			13:23																				
ZZZZZZ			13:27																				
ZZZZZZ			13:30																				
ZZZZZZ			13:34																				
ZZZZZZ			13:38																				
ZZZZZZ			13:42																				
ZZZZZZ			13:46																				
ZZZZZZ			13:50																				
ZZZZZZ			13:53																				
CCV 460-415930/59			13:57																				
CCB 460-415930/60			14:00																				
CCVL 460-415930/61			14:04																				
ZZZZZZ			14:08																				
ZZZZZZ			14:12																				
ZZZZZZ			14:16																				
ZZZZZZ			14:20																				
ZZZZZZ			14:24																				
ZZZZZZ			14:27																				
ZZZZZZ			14:31																				
ZZZZZZ			14:35																				
ZZZZZZ			14:39																				
ZZZZZZ			14:43																				
CCV 460-415930/72			14:46																				
CCB 460-415930/73			14:50																				
CCVL 460-415930/74			14:54																				
ZZZZZZ			14:58																				
ZZZZZZ			15:01																				
ZZZZZZ			15:05																				
ZZZZZZ			15:09																				
ZZZZZZ			15:13																				
ZZZZZZ			15:17																				
ZZZZZZ			15:20																				
ZZZZZZ			15:24																				
ZZZZZZ			15:28																				
ZZZZZZ			15:32																				

13-IN
ANALYSIS RUN LOG
METALS

Lab Name: TestAmerica Edison Job No.: 460-127124-1

SDG No.:

Instrument ID: ICP5 Method: 200.7 Rev 4.4

Start Date: 01/22/2017 10:20 End Date: 01/22/2017 21:37

Lab Sample ID	D/F	Type	Time	Analytes																			
				V	Zn																		
CCV 460-415930/85			15:36																				
CCB 460-415930/86			15:39																				
CCVL 460-415930/87			15:43																				
ZZZZZZ			15:47																				
ZZZZZZ			15:51																				
ZZZZZZ			15:54																				
ZZZZZZ			15:58																				
ZZZZZZ			16:02																				
ZZZZZZ			16:05																				
ZZZZZZ			16:09																				
ZZZZZZ			16:13																				
ZZZZZZ			16:17																				
ZZZZZZ			16:21																				
CCV 460-415930/98			16:24																				
CCB 460-415930/99			16:28																				
CCVL 460-415930/100			16:32																				
ZZZZZZ			16:36																				
ZZZZZZ			16:40																				
ZZZZZZ			16:43																				
ZZZZZZ			16:47																				
ZZZZZZ			16:51																				
ZZZZZZ			16:55																				
ZZZZZZ			16:58																				
ZZZZZZ			17:02																				
ZZZZZZ			17:06																				
ZZZZZZ			17:09																				
CCV 460-415930/111			17:13																				
CCB 460-415930/112			17:16																				
CCVL 460-415930/113			17:20																				
ZZZZZZ			17:24																				
ZZZZZZ			17:28																				
ZZZZZZ			17:32																				
ZZZZZZ			17:36																				
ZZZZZZ			17:39																				
ZZZZZZ			17:43																				
ZZZZZZ			17:47																				
ZZZZZZ			17:51																				
ZZZZZZ			17:55																				
ZZZZZZ			17:59																				
CCV 460-415930/124			18:02																				
CCB 460-415930/125			18:06																				
CCVL 460-415930/126			18:10																				

13-IN
ANALYSIS RUN LOG
METALS

Lab Name: TestAmerica Edison Job No.: 460-127124-1

SDG No.:

Instrument ID: ICP5 Method: 200.7 Rev 4.4

Start Date: 01/22/2017 10:20 End Date: 01/22/2017 21:37

Lab Sample ID	D/F	Type	Time	Analytes																			
				V	Zn																		
ZZZZZZ			18:14																				
ZZZZZZ			18:17																				
ZZZZZZ			18:21																				
ZZZZZZ			18:25																				
ZZZZZZ			18:29																				
ZZZZZZ			18:33																				
ZZZZZZ			18:37																				
ZZZZZZ			18:40																				
ZZZZZZ			18:44																				
ZZZZZZ			18:48																				
CCV 460-415930/137	1		18:52	X	X																		
CCB 460-415930/138	1		18:56	X	X																		
CCVL 460-415930/139			19:00																				
MB 460-415853/1-A	1	R	19:03	X	X																		
460-126929-D-1-A PDS	1	R	19:07	X	X																		
460-126929-D-1-C MS	1	R	19:11	X	X																		
460-126929-D-1-B DU	1	R	19:14	X	X																		
ZZZZZZ			19:18																				
460-126929-D-1-A SD ^5	5	R	19:22	X	X																		
ZZZZZZ			19:26																				
ZZZZZZ			19:29																				
ZZZZZZ			19:33																				
460-127124-1	1	R	19:37	X	X																		
CCV 460-415930/150	1		19:41	X	X																		
CCB 460-415930/151	1		19:44	X	X																		
CCVL 460-415930/152			19:48																				
460-127124-2	1	R	19:52	X	X																		
460-127124-3	1	R	19:56	X	X																		
ZZZZZZ			20:00																				
ZZZZZZ			20:03																				
ZZZZZZ			20:07																				
ZZZZZZ			20:11																				
ZZZZZZ			20:15																				
ZZZZZZ			20:19																				
ZZZZZZ			20:23																				
ZZZZZZ			20:26																				
CCV 460-415930/163	1		20:30	X	X																		
CCB 460-415930/164	1		20:33	X	X																		
CCVL 460-415930/165			20:37																				
ZZZZZZ			20:41																				
ZZZZZZ			20:45																				

13-IN
ANALYSIS RUN LOG
METALS

Lab Name: TestAmerica Edison Job No.: 460-127124-1

SDG No.:

Instrument ID: ICP5 Method: 200.7 Rev 4.4

Start Date: 01/22/2017 10:20 End Date: 01/22/2017 21:37

Lab Sample ID	D/F	Type	Time	Analytes																			
				V	Zn																		
ZZZZZZ			20:49																				
ZZZZZZ			20:53																				
ZZZZZZ			20:56																				
ZZZZZZ			21:00																				
ZZZZZZ			21:04																				
ZZZZZZ			21:08																				
ZZZZZZ			21:11																				
LCS 460-415853/2-A	1	R	21:15	X	X																		
CCV 460-415930/176	1		21:19	X	X																		
CCB 460-415930/177	1		21:22	X	X																		
CCVL 460-415930/178			21:26																				
CCV 460-415930/179			21:30																				
CCB 460-415930/180			21:33																				
CCVL 460-415930/181			21:37																				

Prep Types

R = Total Recoverable

13-IN
ANALYSIS RUN LOG
METALS

Lab Name: TestAmerica Edison Job No.: 460-127124-1

SDG No.:

Instrument ID: ICP5 Method: 200.7 Rev 4.4

Start Date: 01/24/2017 09:34 End Date: 01/24/2017 21:03

Lab Sample ID	D/F	Type	Time	Analytes																			
				Na	Se																		
ICIS 460-416230/1	1		09:34	X	X																		
ZZZZZZ			09:38																				
ZZZZZZ			09:42																				
ZZZZZZ			09:46																				
ZZZZZZ			09:49																				
ZZZZZZ			09:53																				
ICV 460-416230/7	1		09:57	X	X																		
ICB 460-416230/8	1		10:00	X	X																		
ICVL 460-416230/9			10:04																				
ICSA 460-416230/10	1		10:08	X	X																		
ICSAB 460-416230/11	1		10:12	X	X																		
ZZZZZZ			10:15																				
ZZZZZZ			10:19																				
ZZZZZZ			10:23																				
ZZZZZZ			10:27																				
ZZZZZZ			10:30																				
ZZZZZZ			10:34																				
ZZZZZZ			10:38																				
ZZZZZZ			10:42																				
CCV 460-416230/20	1		10:46	X	X																		
CCB 460-416230/21	1		10:49	X	X																		
CCVL 460-416230/22			10:53																				
ZZZZZZ			10:57																				
ZZZZZZ			11:01																				
ZZZZZZ			11:05																				
460-127124-1	5	R	11:08	X	X																		
460-127124-2	5	R	11:12	X																			
ZZZZZZ			11:16																				
ZZZZZZ			11:19																				
ZZZZZZ			11:23																				
ZZZZZZ			11:27																				
ZZZZZZ			11:31																				
CCV 460-416230/33	1		11:34	X	X																		
CCB 460-416230/34	1		11:38	X	X																		
CCVL 460-416230/35			11:42																				
ZZZZZZ			11:46																				
ZZZZZZ			11:50																				
ZZZZZZ			11:53																				
ZZZZZZ			11:57																				
ZZZZZZ			12:01																				
ZZZZZZ			12:05																				
ZZZZZZ			12:08																				

13-IN
ANALYSIS RUN LOG
METALS

Lab Name: TestAmerica Edison Job No.: 460-127124-1

SDG No.:

Instrument ID: ICP5 Method: 200.7 Rev 4.4

Start Date: 01/24/2017 09:34 End Date: 01/24/2017 21:03

Lab Sample ID	D/F	Type	Time	Analytes																			
				Na	Se																		
ZZZZZZ			12:12																				
ZZZZZZ			12:16																				
ZZZZZZ			12:20																				
CCV 460-416230/46			12:24																				
CCB 460-416230/47			12:27																				
CCVL 460-416230/48			12:31																				
ZZZZZZ			12:36																				
ZZZZZZ			12:39																				
ZZZZZZ			12:43																				
ZZZZZZ			12:47																				
ZZZZZZ			12:50																				
ZZZZZZ			12:54																				
ZZZZZZ			12:58																				
ZZZZZZ			13:02																				
ZZZZZZ			13:05																				
ZZZZZZ			13:09																				
CCV 460-416230/59			13:13																				
CCB 460-416230/60			13:16																				
CCVL 460-416230/61			13:20																				
ZZZZZZ			13:24																				
ZZZZZZ			13:28																				
ZZZZZZ			13:31																				
ZZZZZZ			13:35																				
ZZZZZZ			13:39																				
ZZZZZZ			13:42																				
ZZZZZZ			13:46																				
ZZZZZZ			13:50																				
ZZZZZZ			13:53																				
ZZZZZZ			13:57																				
CCV 460-416230/72			14:01																				
CCB 460-416230/73			14:04																				
CCVL 460-416230/74			14:08																				
ZZZZZZ			14:12																				
ZZZZZZ			14:16																				
ZZZZZZ			14:20																				
ZZZZZZ			14:23																				
ZZZZZZ			14:27																				
ZZZZZZ			14:31																				
ZZZZZZ			14:34																				
ZZZZZZ			14:38																				
ZZZZZZ			14:42																				
ZZZZZZ			14:46																				

13-IN
ANALYSIS RUN LOG
METALS

Lab Name: TestAmerica Edison Job No.: 460-127124-1

SDG No.:

Instrument ID: ICP5 Method: 200.7 Rev 4.4

Start Date: 01/24/2017 09:34 End Date: 01/24/2017 21:03

Lab Sample ID	D/F	Type	Time	Analytes																			
				Na	Se																		
CCV 460-416230/85			14:49																				
CCB 460-416230/86			14:53																				
CCVL 460-416230/87			14:57																				
ZZZZZZ			15:01																				
ZZZZZZ			15:04																				
ZZZZZZ			15:08																				
ZZZZZZ			15:12																				
ZZZZZZ			15:15																				
ZZZZZZ			15:19																				
ZZZZZZ			15:23																				
ZZZZZZ			15:26																				
ZZZZZZ			15:30																				
ZZZZZZ			15:34																				
CCV 460-416230/98			15:38																				
CCB 460-416230/99			15:41																				
CCVL 460-416230/100			15:45																				
ZZZZZZ			15:49																				
ZZZZZZ			15:53																				
ZZZZZZ			15:57																				
ZZZZZZ			16:00																				
ZZZZZZ			16:04																				
ZZZZZZ			16:08																				
ZZZZZZ			16:12																				
ZZZZZZ			16:15																				
ZZZZZZ			16:19																				
ZZZZZZ			16:23																				
CCV 460-416230/111			16:26																				
CCB 460-416230/112			16:30																				
CCVL 460-416230/113			16:34																				
ZZZZZZ			16:38																				
ZZZZZZ			16:41																				
ZZZZZZ			16:45																				
ZZZZZZ			16:49																				
ZZZZZZ			16:53																				
ZZZZZZ			16:56																				
ZZZZZZ			17:00																				
ZZZZZZ			17:04																				
ZZZZZZ			17:08																				
ZZZZZZ			17:12																				
CCV 460-416230/124			17:15																				
CCB 460-416230/125			17:19																				
CCVL 460-416230/126			17:23																				

13-IN
ANALYSIS RUN LOG
METALS

Lab Name: TestAmerica Edison Job No.: 460-127124-1

SDG No.:

Instrument ID: ICP5 Method: 200.7 Rev 4.4

Start Date: 01/24/2017 09:34 End Date: 01/24/2017 21:03

Lab Sample ID	D/F	Type	Time	Analytes																			
				Na	Se																		
ZZZZZZ			17:27																				
ZZZZZZ			17:30																				
ZZZZZZ			17:34																				
ZZZZZZ			17:38																				
ZZZZZZ			17:43																				
ZZZZZZ			17:47																				
ZZZZZZ			17:51																				
ZZZZZZ			17:55																				
ZZZZZZ			17:59																				
ZZZZZZ			18:03																				
CCV 460-416230/137			18:07																				
CCB 460-416230/138			18:11																				
CCVL 460-416230/139			18:14																				
ZZZZZZ			18:18																				
ZZZZZZ			18:22																				
ZZZZZZ			18:26																				
ZZZZZZ			18:30																				
ZZZZZZ			18:34																				
ZZZZZZ			18:38																				
ZZZZZZ			18:42																				
ZZZZZZ			18:45																				
ZZZZZZ			18:49																				
ZZZZZZ			18:52																				
CCV 460-416230/150			18:56																				
CCB 460-416230/151			19:00																				
CCVL 460-416230/152			19:03																				
ZZZZZZ			19:07																				
ZZZZZZ			19:11																				
ZZZZZZ			19:15																				
ZZZZZZ			19:19																				
ZZZZZZ			19:22																				
ZZZZZZ			19:26																				
ZZZZZZ			19:30																				
ZZZZZZ			19:34																				
ZZZZZZ			19:37																				
ZZZZZZ			19:41																				
CCV 460-416230/163			19:45																				
CCB 460-416230/164			19:48																				
CCVL 460-416230/165			19:52																				
ZZZZZZ			19:56																				
ZZZZZZ			20:00																				
ZZZZZZ			20:03																				

13-IN
ANALYSIS RUN LOG
METALS

Lab Name: TestAmerica Edison Job No.: 460-127124-1

SDG No.:

Instrument ID: ICP5 Method: 200.7 Rev 4.4

Start Date: 01/24/2017 09:34 End Date: 01/24/2017 21:03

Lab Sample ID	D/F	Type	Time	Analytes																			
				Na	Se																		
ZZZZZZ			20:07																				
ZZZZZZ			20:11																				
ZZZZZZ			20:15																				
ZZZZZZ			20:18																				
ZZZZZZ			20:22																				
ZZZZZZ			20:26																				
ZZZZZZ			20:30																				
CCV 460-416230/176			20:33																				
CCB 460-416230/177			20:37																				
CCVL 460-416230/178			20:41																				
ZZZZZZ			20:45																				
ZZZZZZ			20:48																				
ZZZZZZ			20:52																				
CCV 460-416230/182			20:56																				
CCB 460-416230/183			20:59																				
CCVL 460-416230/184			21:03																				

Prep Types

R = Total Recoverable

13-IN
ANALYSIS RUN LOG
METALS

Lab Name: TestAmerica Edison Job No.: 460-127124-1

SDG No.:

Instrument ID: LEEMAN6 Method: 245.1

Start Date: 01/23/2017 13:25 End Date: 01/23/2017 16:19

Lab Sample ID	D/F	Type	Time	Analytes																			
				Hg																			
ICIS 460-416085/1			13:25	X																			
IC 460-416044/26-A			13:27	X																			
IC 460-416044/27-A			13:29	X																			
IC 460-416044/28-A			13:31	X																			
IC 460-416044/29-A			13:32	X																			
IC 460-416044/30-A			13:34	X																			
ICV 460-416044/31-A	1		13:36	X																			
ICB 460-416085/8	1		13:38	X																			
ZZZZZZ			13:40																				
ZZZZZZ			13:42																				
CCV 460-416044/33-A			13:44																				
CCB 460-416085/12			13:46																				
ZZZZZZ			13:48																				
ZZZZZZ			13:50																				
ZZZZZZ			13:51																				
ZZZZZZ			13:53																				
ZZZZZZ			13:55																				
ZZZZZZ			13:57																				
ZZZZZZ			13:59																				
ZZZZZZ			14:01																				
ZZZZZZ			14:03																				
ZZZZZZ			14:04																				
CCV 460-416044/33-A			14:06																				
CCB 460-416085/24			14:08																				
ZZZZZZ			14:10																				
ZZZZZZ			14:12																				
ZZZZZZ			14:14																				
ZZZZZZ			14:16																				
ZZZZZZ			14:18																				
ZZZZZZ			14:19																				
ZZZZZZ			14:21																				
ZZZZZZ			14:23																				
ZZZZZZ			14:25																				
ZZZZZZ			14:27																				
CCV 460-416044/33-A			14:29																				
CCB 460-416085/36			14:31																				
ZZZZZZ			14:32																				
ZZZZZZ			14:34																				
ZZZZZZ			14:36																				
ZZZZZZ			14:38																				
ZZZZZZ			14:40																				
ZZZZZZ			14:42																				

13-IN
ANALYSIS RUN LOG
METALS

Lab Name: TestAmerica Edison Job No.: 460-127124-1

SDG No.:

Instrument ID: LEEMAN6 Method: 245.1

Start Date: 01/23/2017 13:25 End Date: 01/23/2017 16:19

Lab Sample ID	D/F	Type	Time	Analytes																			
				Hg																			
ZZZZZZ			14:44																				
ZZZZZZ			14:46																				
ZZZZZZ			14:48																				
ZZZZZZ			14:49																				
CCV 460-416044/33-A			14:51																				
CCB 460-416085/48			14:53																				
ZZZZZZ			14:55																				
ZZZZZZ			14:57																				
ZZZZZZ			14:59																				
ZZZZZZ			15:01																				
ZZZZZZ			15:03																				
ZZZZZZ			15:04																				
ZZZZZZ			15:06																				
ZZZZZZ			15:08																				
ZZZZZZ			15:10																				
ZZZZZZ			15:12																				
CCV 460-416044/33-A	1		15:14	X																			
CCB 460-416085/60	1		15:16	X																			
ZZZZZZ			15:18																				
ZZZZZZ			15:19																				
MB 460-416049/1-A	1	T	15:21	X																			
LCS 460-416049/2-A	1	T	15:23	X																			
ZZZZZZ			15:25																				
460-127202-B-3-A DU	1	T	15:27	X																			
460-127202-E-3-B MS	1	T	15:29	X																			
460-127202-E-3-A SD ^5	5	T	15:31	X																			
ZZZZZZ			15:32																				
460-127124-1	1	T	15:34	X																			
CCV 460-416044/33-A	1		15:36	X																			
CCB 460-416085/72	1		15:38	X																			
460-127124-2	1	T	15:40	X																			
460-127124-3	1	T	15:42	X																			
ZZZZZZ			15:44																				
ZZZZZZ			15:46																				
ZZZZZZ			15:47																				
ZZZZZZ			15:49																				
ZZZZZZ			15:51																				
ZZZZZZ			15:53																				
ZZZZZZ			15:55																				
ZZZZZZ			15:57																				
CCV 460-416044/33-A	1		15:59	X																			

13-IN
ANALYSIS RUN LOG
METALS

Lab Name: TestAmerica Edison Job No.: 460-127124-1

SDG No.:

Instrument ID: LEEMAN6 Method: 245.1

Start Date: 01/23/2017 13:25 End Date: 01/23/2017 16:19

Lab Sample ID	D/F	Type	Time	Analytes																			
				Hg																			
CCB 460-416085/84	1		16:01	X																			
ZZZZZZ			16:02																				
ZZZZZZ			16:04																				
ZZZZZZ			16:06																				
ZZZZZZ			16:08																				
ZZZZZZ			16:10																				
ZZZZZZ			16:12																				
ZZZZZZ			16:14																				
ZZZZZZ			16:16																				
CCV 460-416044/33-A			16:17																				
CCB 460-416085/94			16:19																				

Prep Types

T = Total/NA

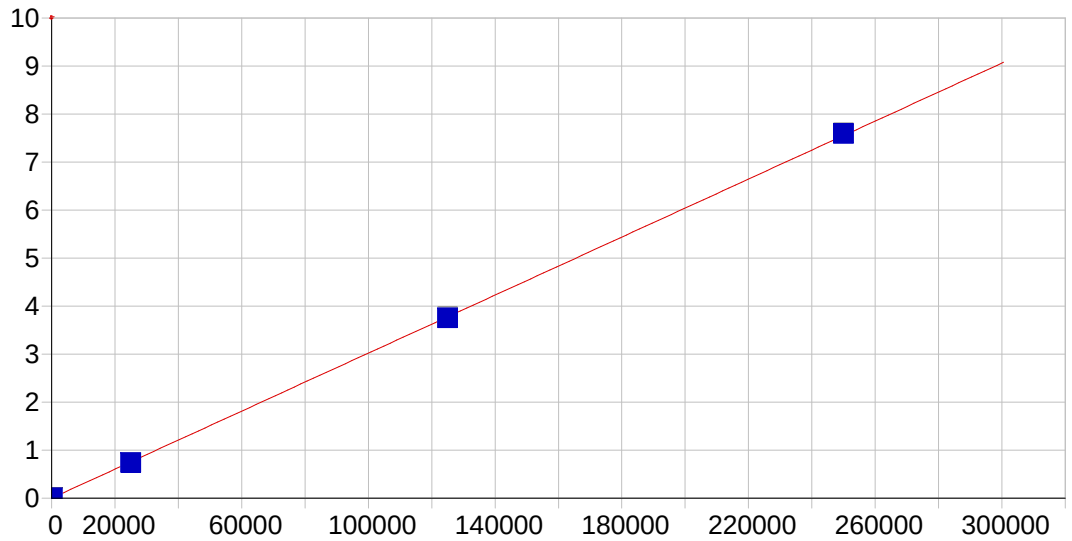

Al 396.152 { 85}

Date of Fit:	1/22/2017 10:42:24	Type of Fit:	Linear	Weighting:	1/Conc

A0 (Offset):	0.001284	Re-Slope:	1.000000
A1 (Gain):	0.000030	Y-int:	0.000000
A2 (Curvature):	0.000000		
n (Exponent):	1.000000		
Correlation:	0.999970	Status:	OK.
Std Error of Est:	0.000085		
Predicted MDL:	18.832042		
Predicted MQL:	62.773472		

Std. Name	Stated Conc.	Found Conc.	Difference	% Diff.	(S)IR	Std Dev	Emphasis
ICIS Cal Blk	.00000	.01533	.015	.000	.00128	.000	1
CAL2	200.00	189.24	-10.8	-5.38	.00702	.000	1
CAL3	25000.	24445.	-555.	-2.22	.74017	.002	1
CAL4	125000.	124270.	-726.	-.581	3.7575	.012	1
CAL5	250000.	251290.	1290.	.517	7.5966	.002	1

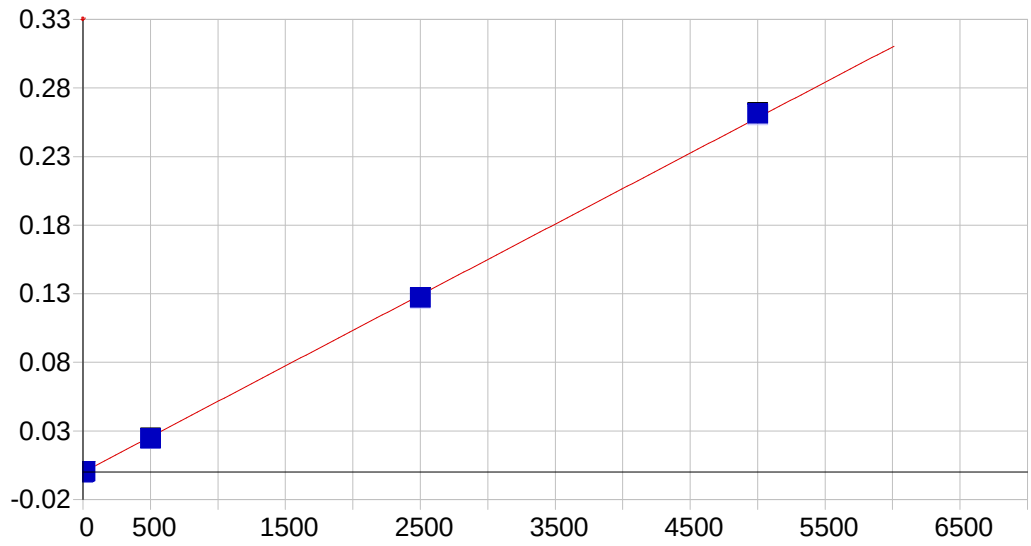

As 189.042 {478}

Date of Fit:	1/22/2017 10:42:24	Type of Fit:	Linear	Weighting:	1/Conc

A0 (Offset):	-0.000114	Re-Slope:	1.000000
A1 (Gain):	0.000052	Y-int:	0.000000
A2 (Curvature):	0.000000		
n (Exponent):	1.000000		
Correlation:	0.999810	Status:	OK.
Std Error of Est:	0.000008		
Predicted MDL:	2.305748		
Predicted MQL:	7.685826		

Std. Name	Stated Conc.	Found Conc.	Difference	% Diff.	(S)IR	Std Dev	Emphasis
ICIS Cal Blk	.00000	.00226	.002	.000	-.00011	.000	1
CAL2	15.000	14.605	-.395	-2.64	.00064	.000	1
CAL3	500.00	477.66	-22.3	-4.47	.02444	.000	1
CAL4	2500.0	2463.2	-36.8	-1.47	.12654	.000	1
CAL5	5000.0	5061.4	61.4	1.23	.26017	.001	1
CAL1	5.0000	3.1033	-1.90	-37.9	.00005	.000	1

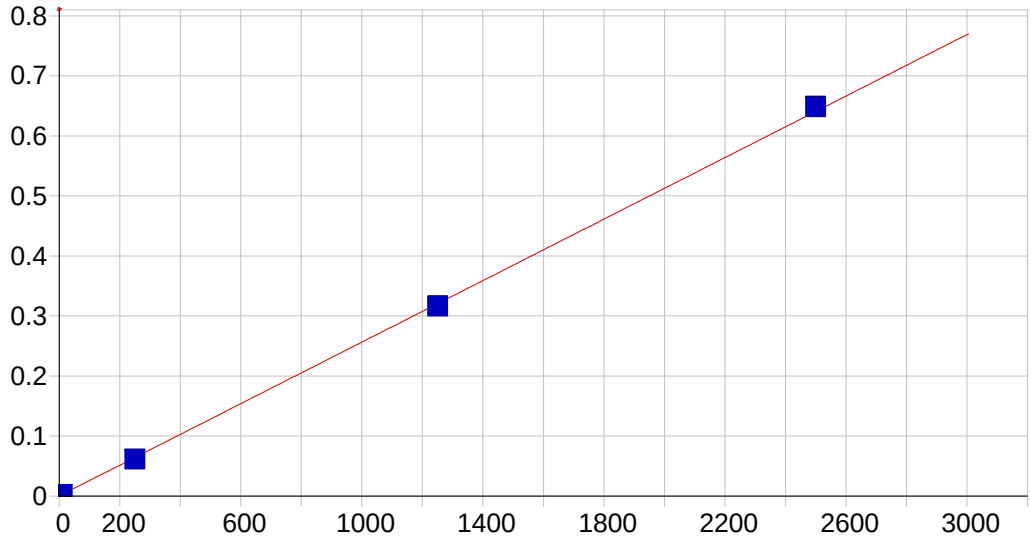

Ag 328.068 {103}

Date of Fit:	1/22/2017 10:42:24	Type of Fit:	Linear	Weighting:	1/Conc

A0 (Offset):	0.000304	Re-Slope:	1.000000
A1 (Gain):	0.000256	Y-int:	0.000000
A2 (Curvature):	0.000000		
n (Exponent):	1.000000		
Correlation:	0.999852	Status:	OK.
Std Error of Est:	0.000036		
Predicted MDL:	0.827460		
Predicted MQL:	2.758199		

Std. Name	Stated Conc.	Found Conc.	Difference	% Diff.	(S)IR	Std Dev	Emphasis
ICIS Cal Blk	.00000	.00048	.000	.000	.00030	.000	1
CAL2	10.000	10.018	.018	.179	.00285	.000	1
CAL3	250.00	238.07	-11.9	-4.77	.06117	.000	1
CAL4	1250.0	1232.1	-17.9	-1.43	.31531	.001	1
CAL5	2500.0	2529.8	29.8	1.19	.64711	.001	1

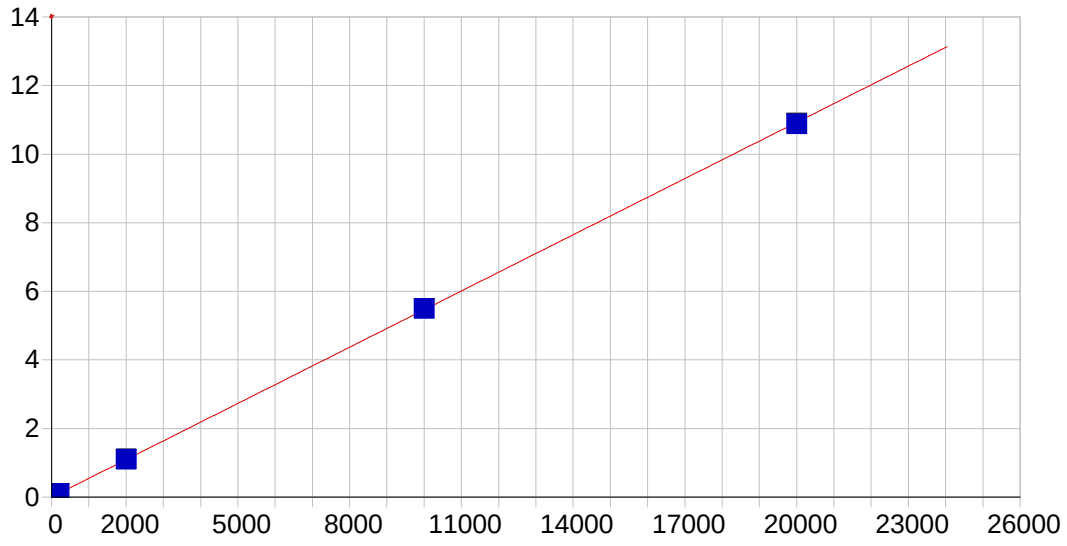

Ba 233.527 {445}

Date of Fit:	1/22/2017 10:42:25	Type of Fit:	Linear	Weighting:	1/Conc

A0 (Offset):	0.000140	Re-Slope:	1.000000
A1 (Gain):	0.000546	Y-int:	0.000000
A2 (Curvature):	0.000000		
n (Exponent):	1.000000		
Correlation:	0.999980	Status:	OK.
Std Error of Est:	0.000354		
Predicted MDL:	0.258282		
Predicted MQL:	0.860941		

Std. Name	Stated Conc.	Found Conc.	Difference	% Diff.	(S)IR	Std Dev	Emphasis
ICIS Cal Blk	.00000	-.01167	-.012	.000	.00013	.000	1
CAL2	200.00	209.56	9.56	4.78	.11460	.001	1
CAL3	2000.0	2018.6	18.6	.928	1.1025	.001	1
CAL4	10000.	10054.	54.1	.541	5.4909	.005	1
CAL5	20000.	19918.	-82.2	-.411	10.878	.018	1

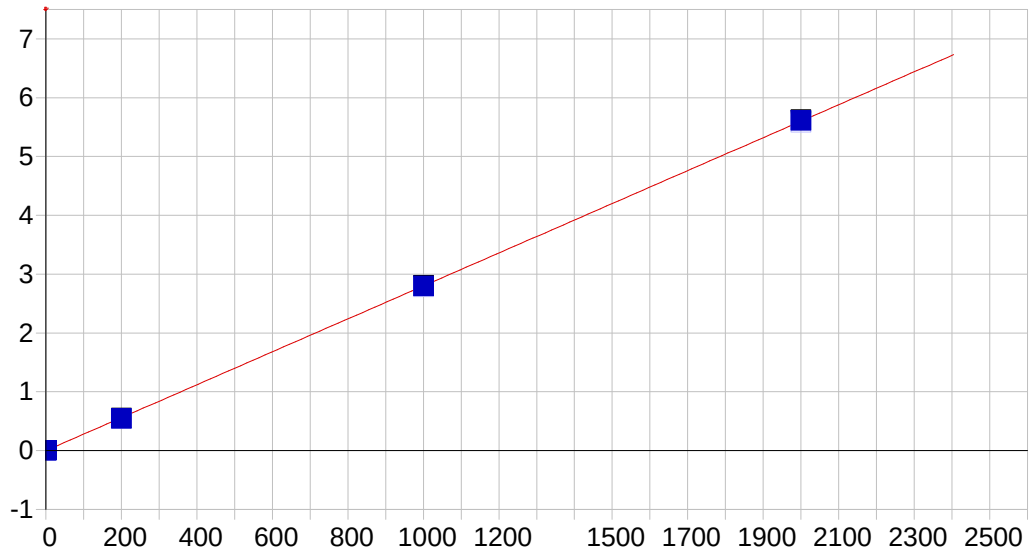

Be 313.042 {108}

Date of Fit:	1/22/2017 10:42:25	Type of Fit:	Linear	Weighting:	1/Conc

A0 (Offset):	-0.000026	Re-Slope:	1.000000

A1 (Gain):	0.002800	Y-int:	0.000000
A2 (Curvature):	0.000000		
n (Exponent):	1.000000		
Correlation:	0.999984	Status:	OK.
Std Error of Est:	0.000052		
Predicted MDL:	0.120423		
Predicted MQL:	0.401409		

Std. Name	Stated Conc.	Found Conc.	Difference	% Diff.	(S)IR	Std Dev	Emphasis
ICIS Cal Blk	.00000	.00003	.000	.000	-.00003	.000	1
CAL2	2.0000	2.0110	.011	.552	.00556	.000	1
CAL3	200.00	195.70	-4.30	-2.15	.54476	.001	1
CAL4	1000.0	999.65	-.347	-.035	2.7831	.008	1
CAL5	2000.0	2004.6	4.64	.232	5.5812	.007	1

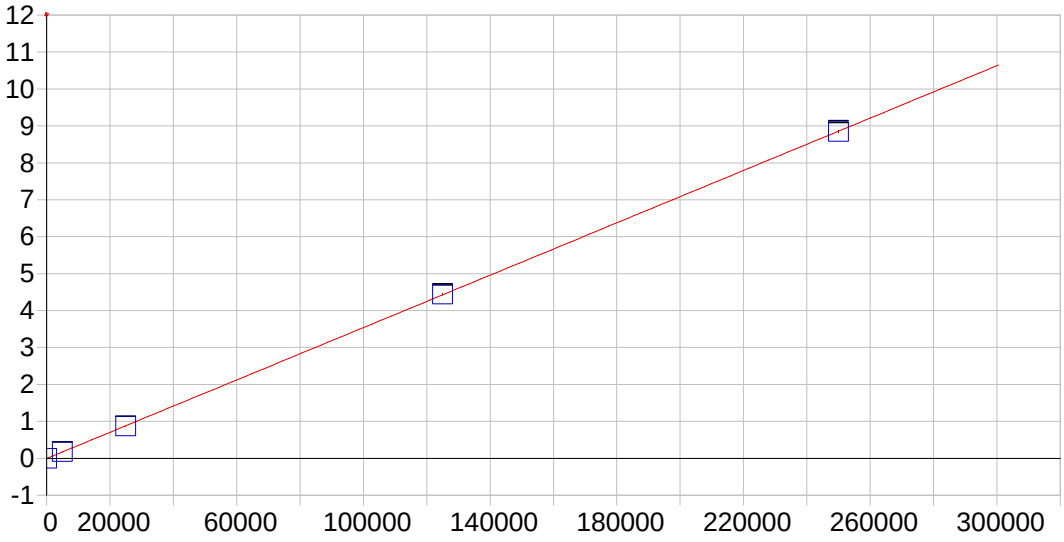

Ca 318.128 {106}

Date of Fit:	1/22/2017 10:42:25	Type of Fit:	Linear	Weighting:	1/Conc

A0 (Offset):	-0.005193	Re-Slope:	1.000000
A1 (Gain):	0.000035	Y-int:	0.000000
A2 (Curvature):	0.000000		
n (Exponent):	1.000000		
Correlation:	0.999990	Status:	OK.
Std Error of Est:	0.000286		
Predicted MDL:	7.291702		
Predicted MQL:	24.305674		

Std. Name	Stated Conc.	Found Conc.	Difference	% Diff.	(S)IR	Std Dev	Emphasis
ICIS Cal Blk	.00000	-.04310	-.043	.000	-.00519	.000	1
CAL2	5000.0	5095.1	95.1	1.90	.17542	.001	1
CAL3	25000.	24673.	-327.	-1.31	.86941	.005	1
CAL4	125000.	125440.	440.	.352	4.4414	.017	1
CAL5	250000.	249790.	-208.	-.083	8.8494	.029	1

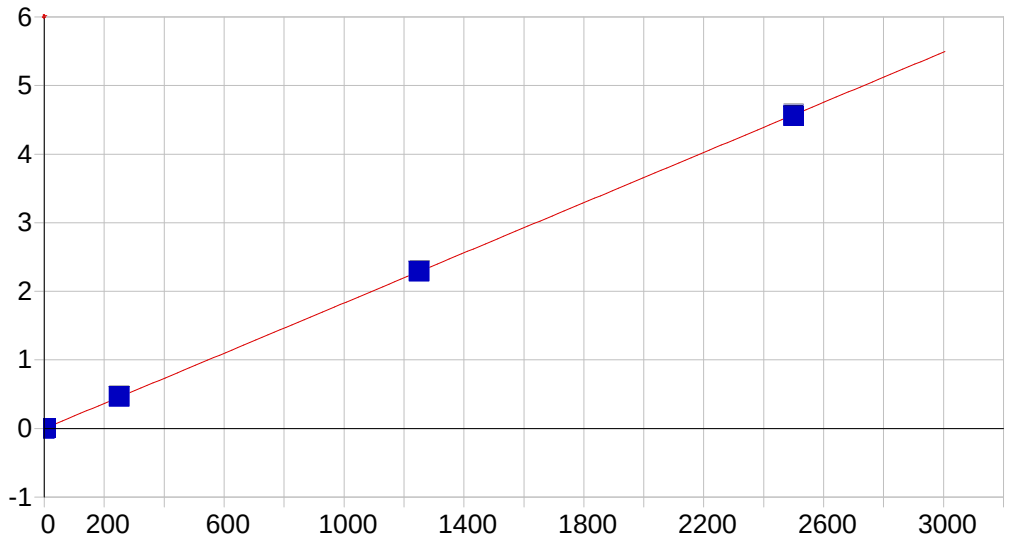

Cd 226.502 {449}

Date of Fit:	1/22/2017 10:42:25	Type of Fit:	Linear	Weighting:	1/Conc

A0 (Offset):	-0.000310	Re-Slope:	1.000000
A1 (Gain):	0.001829	Y-int:	0.000000
A2 (Curvature):	0.000000		
n (Exponent):	1.000000		
Correlation:	0.999986	Status:	OK.
Std Error of Est:	0.000050		
Predicted MDL:	0.134867		
Predicted MQL:	0.449557		

Std. Name	Stated Conc.	Found Conc.	Difference	% Diff.	(S)IR	Std Dev	Emphasis
ICIS Cal Blk	.00000	-.00013	-.000	.000	-.00031	.000	1
CAL2	4.0000	4.0541	.054	1.35	.00712	.000	1
CAL3	250.00	254.69	4.69	1.88	.46727	.001	1
CAL4	1250.0	1252.2	2.24	.179	2.2988	.005	1
CAL5	2500.0	2493.0	-6.98	-.279	4.5770	.005	1

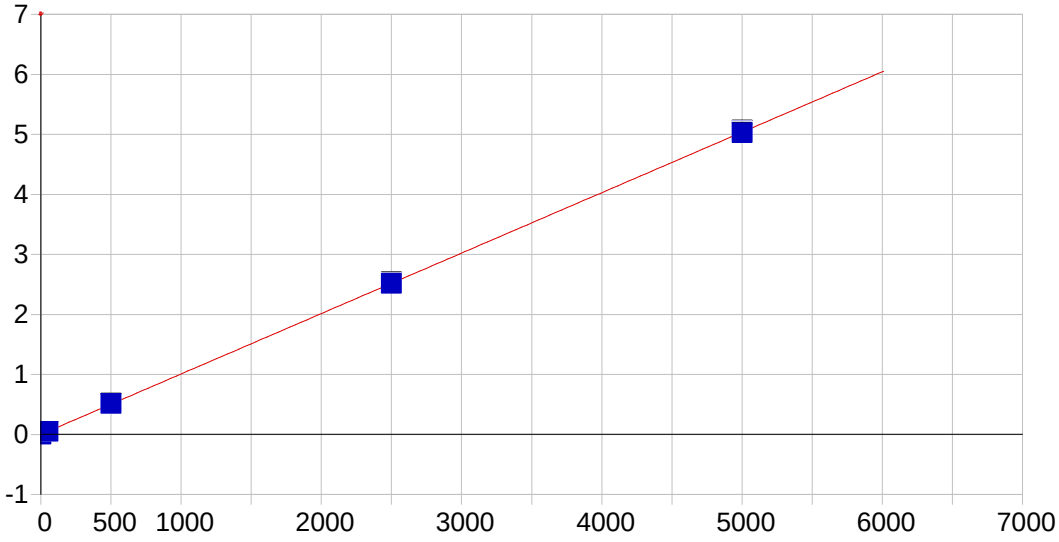

Co 228.616 {447}

Date of Fit:	1/22/2017 10:42:25	Type of Fit:	Linear	Weighting:	1/Conc

A0 (Offset):	0.000069	Re-Slope:	1.000000

A1 (Gain):	0.001007	Y-int:	0.000000
A2 (Curvature):	0.000000		
n (Exponent):	1.000000		
Correlation:	0.999982	Status:	OK.
Std Error of Est:	0.000157		
Predicted MDL:	0.249953		
Predicted MQL:	0.833177		

Std. Name	Stated Conc.	Found Conc.	Difference	% Diff.	(S)IR	Std Dev	Emphasis
ICIS Cal Blk	.00000	-.00306	-.003	.000	.00007	.000	1
CAL2	50.000	52.274	2.27	4.55	.05273	.000	1
CAL3	500.00	509.19	9.19	1.84	.51683	.001	1
CAL4	2500.0	2498.1	-1.86	-.075	2.5357	.004	1
CAL5	5000.0	4990.4	-9.59	-.192	5.0655	.003	1

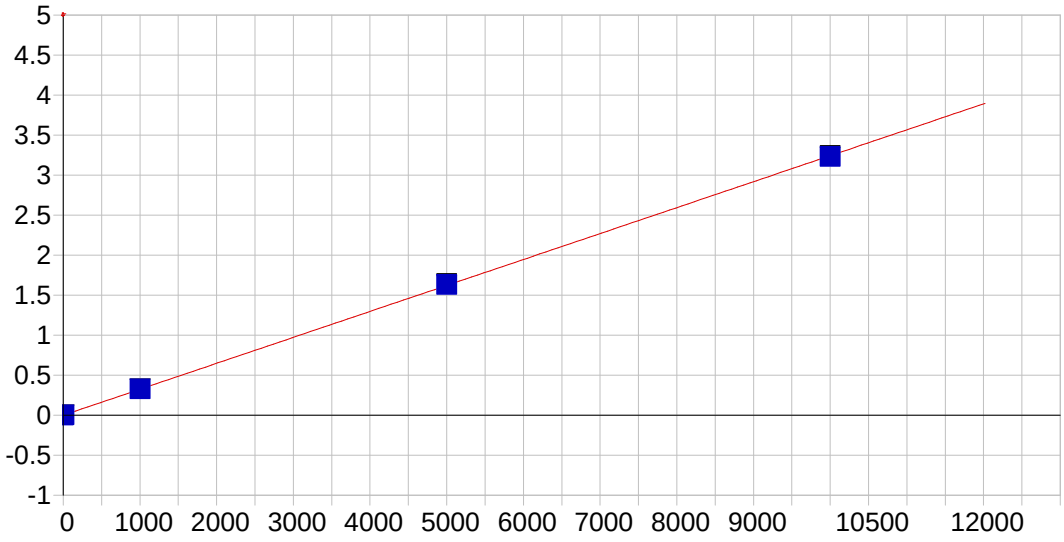

Cr 267.716 {126}

Date of Fit:	1/22/2017 10:42:25	Type of Fit:	Linear	Weighting:	1/Conc

A0 (Offset):	0.000160	Re-Slope:	1.000000
A1 (Gain):	0.000324	Y-int:	0.000000
A2 (Curvature):	0.000000		
n (Exponent):	1.000000		
Correlation:	0.999987	Status:	OK.
Std Error of Est:	0.000027		
Predicted MDL:	0.541961		
Predicted MQL:	1.806537		

Std. Name	Stated Conc.	Found Conc.	Difference	% Diff.	(S)IR	Std Dev	Emphasis
ICIS Cal Blk	.00000	-.00000	-.000	.000	.00016	.000	1
CAL2	10.000	9.8775	-.122	-1.22	.00338	.000	1
CAL3	1000.0	1010.8	10.8	1.08	.32797	.001	1
CAL4	5000.0	5027.9	27.9	.558	1.6308	.009	1
CAL5	10000.	9961.4	-38.6	-.386	3.2309	.009	1

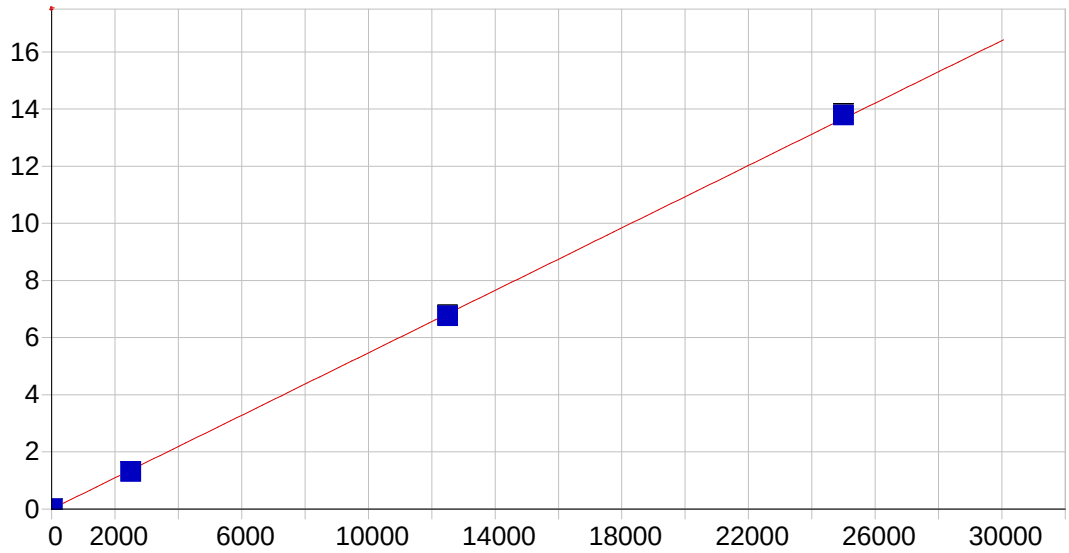

Cu 324.754 {104}

Date of Fit:	1/22/2017 10:42:25	Type of Fit:	Linear	Weighting:	1/Conc

A0 (Offset):	0.002772	Re-Slope:	1.000000
A1 (Gain):	0.000547	Y-int:	0.000000
A2 (Curvature):	0.000000		
n (Exponent):	1.000000		
Correlation:	0.999902	Status:	OK.
Std Error of Est:	0.000313		
Predicted MDL:	0.500977		
Predicted MQL:	1.669923		

Std. Name	Stated Conc.	Found Conc.	Difference	% Diff.	(S)IR	Std Dev	Emphasis
ICIS Cal Blk	.00000	.00137	.001	.000	.00277	.000	1
CAL2	25.000	24.704	-.296	-1.18	.01625	.000	1
CAL3	2500.0	2395.2	-105.	-4.19	1.3110	.003	1
CAL4	12500.	12372.	-128.	-1.02	6.7603	.027	1
CAL5	25000.	25233.	233.	.930	13.784	.049	1

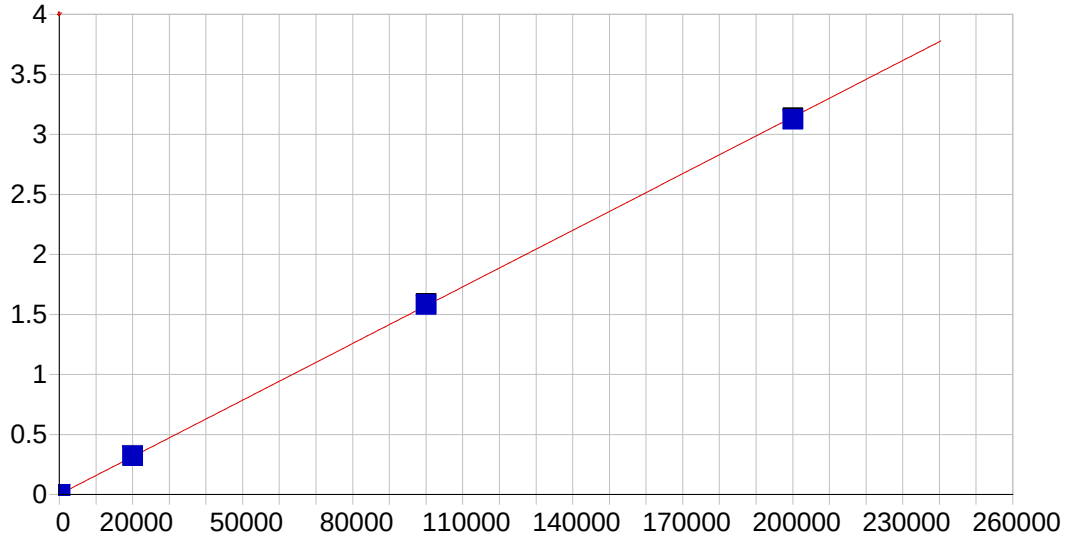

Fe 271.441 {124}

Date of Fit:	1/22/2017 10:42:25	Type of Fit:	Linear	Weighting:	1/Conc

A0 (Offset):	0.000070	Re-Slope:	1.000000

A1 (Gain):	0.000016	Y-int:	0.000000
A2 (Curvature):	0.000000		
n (Exponent):	1.000000		
Correlation:	0.999961	Status:	OK.
Std Error of Est:	0.000039		
Predicted MDL:	10.464717		
Predicted MQL:	34.882389		

Std. Name	Stated Conc.	Found Conc.	Difference	% Diff.	(S)IR	Std Dev	Emphasis
ICIS Cal Blk	.00000	-.01772	-.018	.000	.00007	.000	1
CAL2	150.00	163.71	13.7	9.14	.00260	.000	1
CAL3	20000.	20530.	530.	2.65	.32248	.002	1
CAL4	100000.	100580.	584.	.584	1.5796	.007	1
CAL5	200000.	198870.	-1130.	-.564	3.1231	.010	1

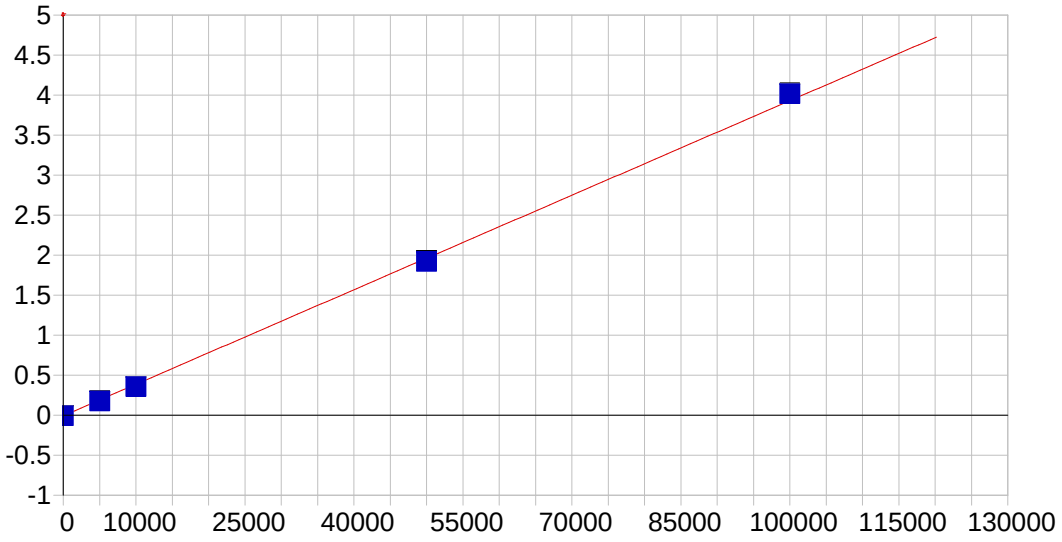

K 766.490 { 44}

Date of Fit:	1/22/2017 10:42:25	Type of Fit:	Linear	Weighting:	1/Conc

A0 (Offset):	-0.007539	Re-Slope:	1.000000
A1 (Gain):	0.000039	Y-int:	0.000000
A2 (Curvature):	0.000000		
n (Exponent):	1.000000		
Correlation:	0.999517	Status:	OK.
Std Error of Est:	0.001434		
Predicted MDL:	52.845704		
Predicted MQL:	176.152347		

Std. Name	Stated Conc.	Found Conc.	Difference	% Diff.	(S)IR	Std Dev	Emphasis
ICIS Cal Blk	.00000	.75437	.754	.000	-.00751	.001	1
CAL2	5000.0	4642.4	-358.	-7.15	.17526	.001	1
CAL3	10000.	9191.5	-809.	-8.09	.35453	.002	1
CAL4	50000.	48983.	-1020.	-2.03	1.9219	.010	1
CAL5	100000.	102180.	2180.	2.18	4.0175	.007	1

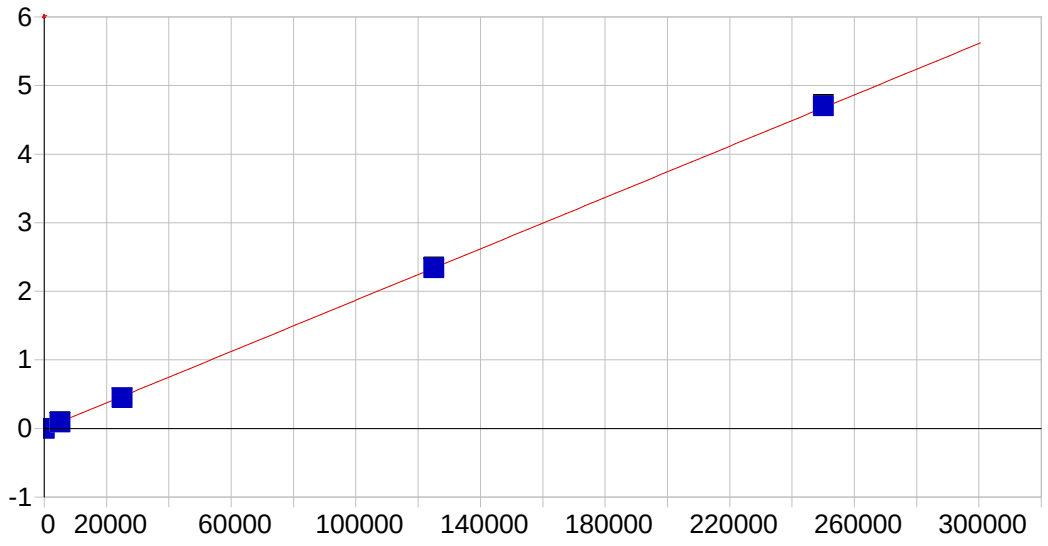

Mg 279.079 {121}

Date of Fit:	1/22/2017 10:42:25	Type of Fit:	Linear	Weighting:	1/Conc

A0 (Offset):	0.000101	Re-Slope:	1.000000
A1 (Gain):	0.000019	Y-int:	0.000000
A2 (Curvature):	0.000000		
n (Exponent):	1.000000		
Correlation:	0.999911	Status:	OK.
Std Error of Est:	0.000457		
Predicted MDL:	6.784499		
Predicted MQL:	22.614998		

Std. Name	Stated Conc.	Found Conc.	Difference	% Diff.	(S)IR	Std Dev	Emphasis
ICIS Cal Blk	.00000	.38925	.389	.000	.00011	.000	1
CAL2	5000.0	4823.4	-177.	-3.53	.09033	.000	1
CAL3	25000.	23792.	-1210.	-4.83	.44486	.003	1
CAL4	125000.	125060.	59.8	.048	2.3379	.011	1
CAL5	250000.	251320.	1320.	.530	4.6983	.019	1

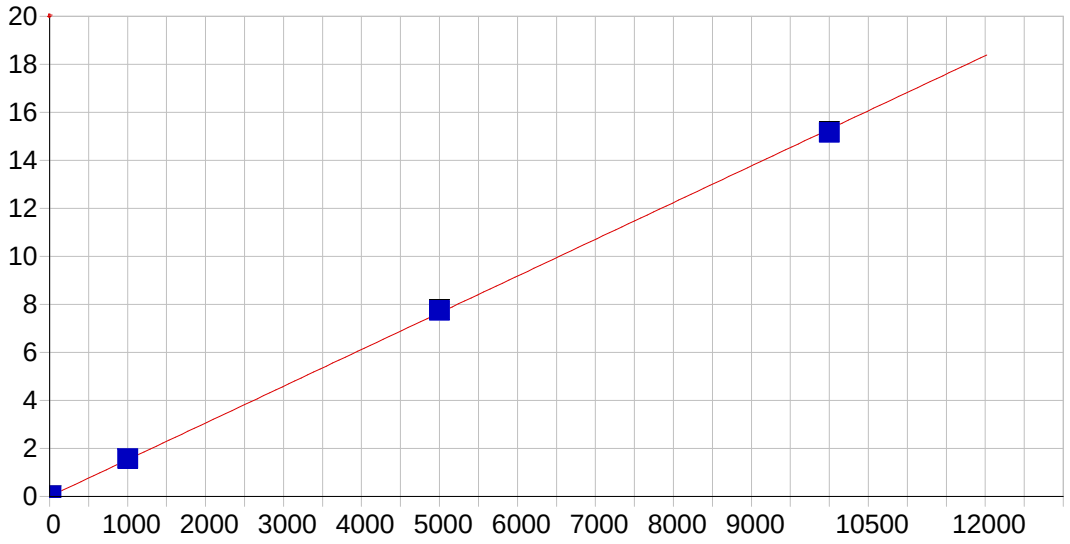

Mn 257.610 {131}

Date of Fit:	1/22/2017 10:42:25	Type of Fit:	Linear	Weighting:	1/Conc

A0 (Offset):	0.000115	Re-Slope:	1.000000

A1 (Gain):	0.001530	Y-int:	0.000000
A2 (Curvature):	0.000000		
n (Exponent):	1.000000		
Correlation:	0.999922	Status:	OK.
Std Error of Est:	0.000381		
Predicted MDL:	0.086907		
Predicted MQL:	0.289690		

Std. Name	Stated Conc.	Found Conc.	Difference	% Diff.	(S)IR	Std Dev	Emphasis
ICIS Cal Blk	.00000	-.00158	-.002	.000	.00011	.000	1
CAL2	15.000	16.143	1.14	7.62	.02481	.000	1
CAL3	1000.0	1024.8	24.8	2.48	1.5677	.007	1
CAL4	5000.0	5067.6	67.6	1.35	7.7522	.033	1
CAL5	10000.	9906.5	-93.5	-.935	15.154	.037	1

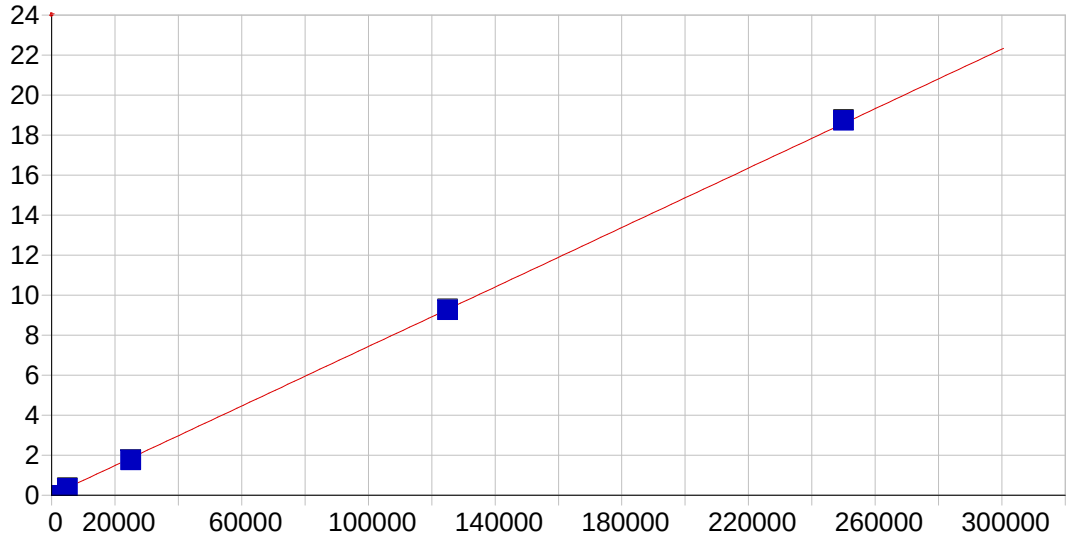

Na 589.592 { 57}

Date of Fit:	1/22/2017 10:42:25	Type of Fit:	Linear	Weighting:	1/Conc

A0 (Offset):	0.001971	Re-Slope:	1.000000
A1 (Gain):	0.000074	Y-int:	0.000000
A2 (Curvature):	0.000000		
n (Exponent):	1.000000		
Correlation:	0.999859	Status:	OK.
Std Error of Est:	0.002296		
Predicted MDL:	26.604413		
Predicted MQL:	88.681378		

Std. Name	Stated Conc.	Found Conc.	Difference	% Diff.	(S)IR	Std Dev	Emphasis
ICIS Cal Blk	.00000	.62866	.629	.000	.00202	.001	1
CAL2	5000.0	4598.9	-401.	-8.02	.34377	.002	1
CAL3	25000.	23737.	-1260.	-5.05	1.7667	.008	1
CAL4	125000.	124590.	-409.	-.327	9.2646	.035	1
CAL5	250000.	252070.	2070.	.829	18.742	.014	1

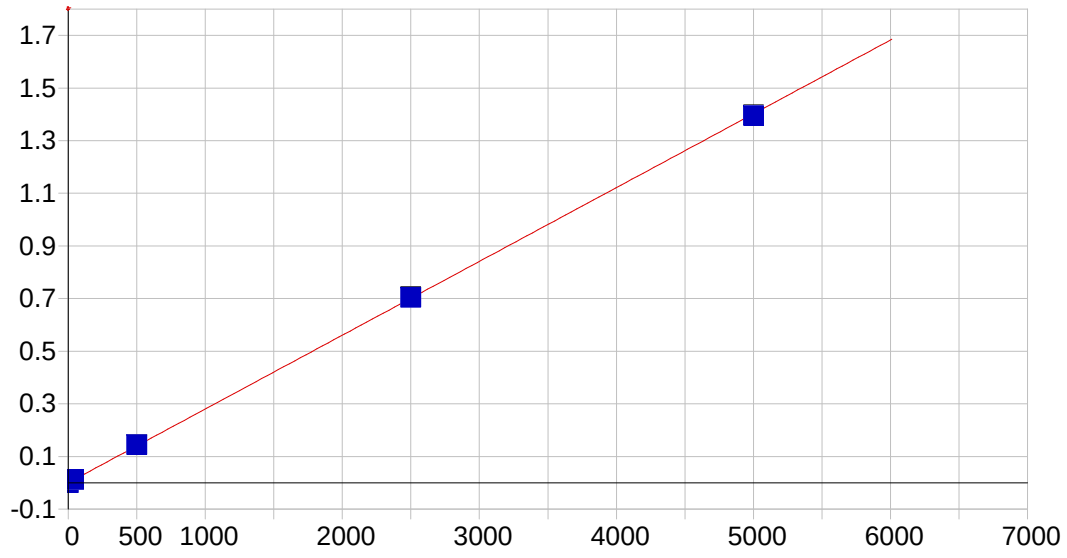

Ni 231.604 {446}

Date of Fit:	1/22/2017 10:42:25	Type of Fit:	Linear	Weighting:	1/Conc

A0 (Offset):	0.000014	Re-Slope:	1.000000
A1 (Gain):	0.000280	Y-int:	0.000000
A2 (Curvature):	0.000000		
n (Exponent):	1.000000		
Correlation:	0.999955	Status:	OK.
Std Error of Est:	0.000062		
Predicted MDL:	0.627836		
Predicted MQL:	2.092787		

Std. Name	Stated Conc.	Found Conc.	Difference	% Diff.	(S)IR	Std Dev	Emphasis
ICIS Cal Blk	.00000	-.00329	-.003	.000	.00001	.000	1
CAL2	40.000	42.197	2.20	5.49	.01185	.000	1
CAL3	500.00	514.27	14.3	2.85	.14440	.000	1
CAL4	2500.0	2510.8	10.8	.433	.70498	.001	1
CAL5	5000.0	4972.7	-27.3	-.546	1.3962	.001	1

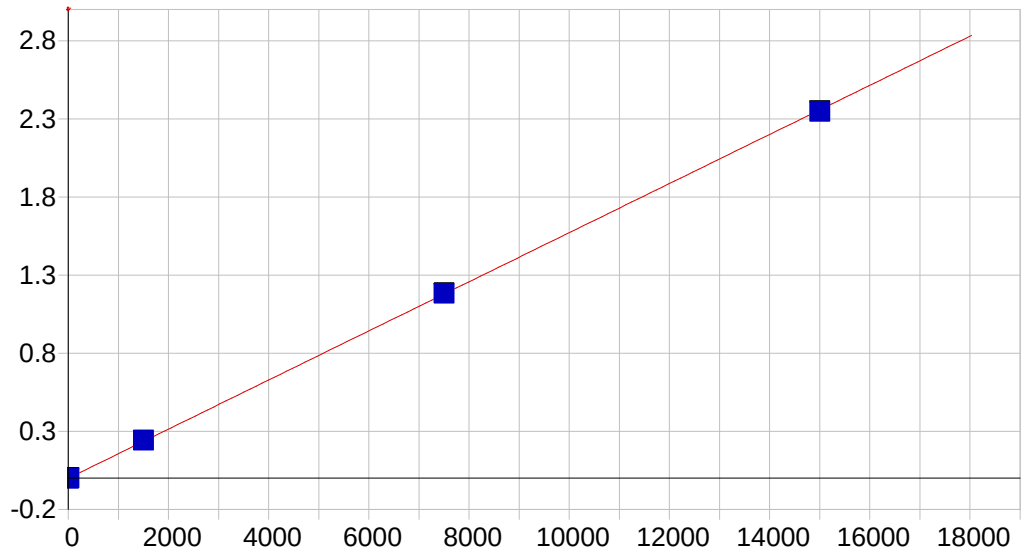

Pb 220.353 {453}

Date of Fit:	1/22/2017 10:42:25	Type of Fit:	Linear	Weighting:	1/Conc

A0 (Offset):	-0.000259	Re-Slope:	1.000000

A1 (Gain):	0.000157	Y-int:	0.000000
A2 (Curvature):	0.000000		
n (Exponent):	1.000000		
Correlation:	0.999964	Status:	OK.
Std Error of Est:	0.000018		
Predicted MDL:	1.545484		
Predicted MQL:	5.151613		

Std. Name	Stated Conc.	Found Conc.	Difference	% Diff.	(S)IR	Std Dev	Emphasis
ICIS Cal Blk	.00000	-.00149	-.001	.000	-.00026	.000	1
CAL2	10.000	11.728	1.73	17.3	.00158	.000	1
CAL3	1500.0	1539.6	39.6	2.64	.24184	.001	1
CAL4	7500.0	7522.5	22.5	.300	1.1826	.003	1
CAL5	15000.	14936.	-64.4	-.429	2.3483	.004	1
CAL1	5.0000	5.4977	.498	9.95	.00061	.000	1

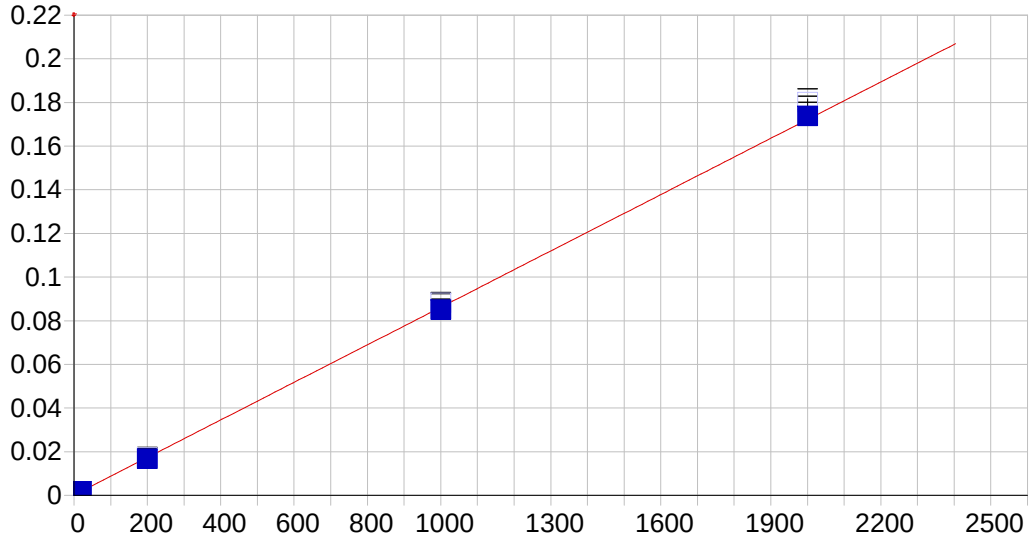

Sb 206.833 {463}

Date of Fit:	1/22/2017 10:42:25	Type of Fit:	Linear	Weighting:	1/Conc

A0 (Offset):	0.000137	Re-Slope:	1.000000
A1 (Gain):	0.000086	Y-int:	0.000000
A2 (Curvature):	0.000000		
n (Exponent):	1.000000		
Correlation:	0.999895	Status:	OK.
Std Error of Est:	0.000009		
Predicted MDL:	2.232422		
Predicted MQL:	7.441407		

Std. Name	Stated Conc.	Found Conc.	Difference	% Diff.	(S)IR	Std Dev	Emphasis
ICIS Cal Blk	.00000	-.00052	-.001	.000	.00014	.000	1
CAL2	20.000	19.965	-.035	-.174	.00183	.000	1
CAL3	200.00	192.46	-7.54	-3.77	.01731	.000	1
CAL4	1000.0	987.14	-12.9	-1.29	.08814	.000	1
CAL5	2000.0	2019.5	19.5	.976	.18003	.002	1
CAL1	10.000	10.948	.948	9.48	.00108	.000	1

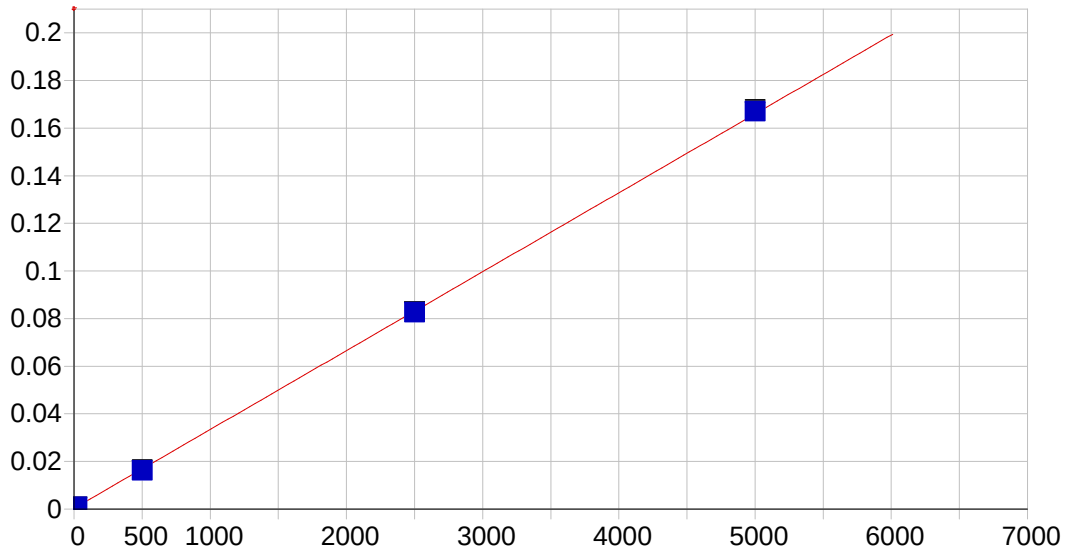

Se 196.090 {472}

Date of Fit:	1/22/2017 10:42:25	Type of Fit:	Linear	Weighting:	1/Conc

A0 (Offset):	0.000292	Re-Slope:	1.000000
A1 (Gain):	0.000033	Y-int:	0.000000
A2 (Curvature):	0.000000		
n (Exponent):	1.000000		
Correlation:	0.999919	Status:	OK.
Std Error of Est:	0.000003		
Predicted MDL:	3.739067		
Predicted MQL:	12.463558		

Std. Name	Stated Conc.	Found Conc.	Difference	% Diff.	(S)IR	Std Dev	Emphasis
ICIS Cal Blk	.00000	.00004	.000	.000	.00029	.000	1
CAL2	20.000	17.778	-2.22	-11.1	.00088	.000	1
CAL3	500.00	481.91	-18.1	-3.62	.01626	.000	1
CAL4	2500.0	2486.1	-13.9	-.555	.08269	.000	1
CAL5	5000.0	5033.5	33.5	.670	.16712	.001	1
CAL1	5.0000	5.6882	.688	13.8	.00048	.000	1

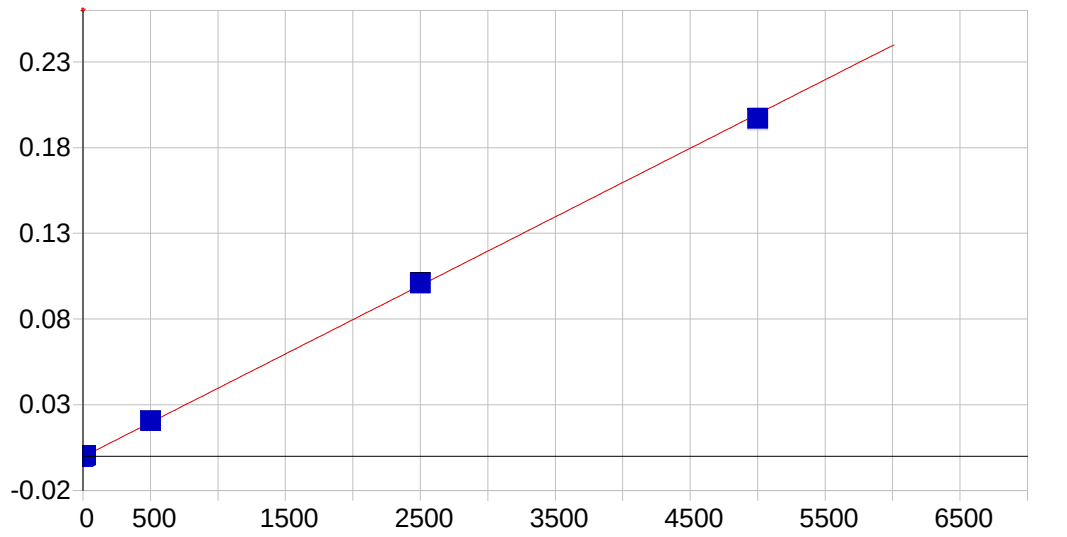

Tl 190.856 {477}

Date of Fit:	1/22/2017 10:42:25	Type of Fit:	Linear	Weighting:	1/Conc

A0 (Offset):	-0.000321	Re-Slope:	1.000000
A1 (Gain):	0.000040	Y-int:	0.000000
A2 (Curvature):	0.000000		
n (Exponent):	1.000000		
Correlation:	0.999713	Status:	OK.
Std Error of Est:	0.000010		
Predicted MDL:	3.113224		
Predicted MQL:	10.377414		

Std. Name	Stated Conc.	Found Conc.	Difference	% Diff.	(S)IR	Std Dev	Emphasis
ICIS Cal Blk	.00000	-.00560	-.006	.000	-.00032	.000	1
CAL2	20.000	22.507	2.51	12.5	.00057	.000	1
CAL3	500.00	526.03	26.0	5.21	.02061	.000	1
CAL4	2500.0	2535.6	35.6	1.42	.10058	.000	1
CAL5	5000.0	4932.0	-68.0	-1.36	.19591	.000	1
CAL1	10.000	13.822	3.82	38.2	.00023	.000	1

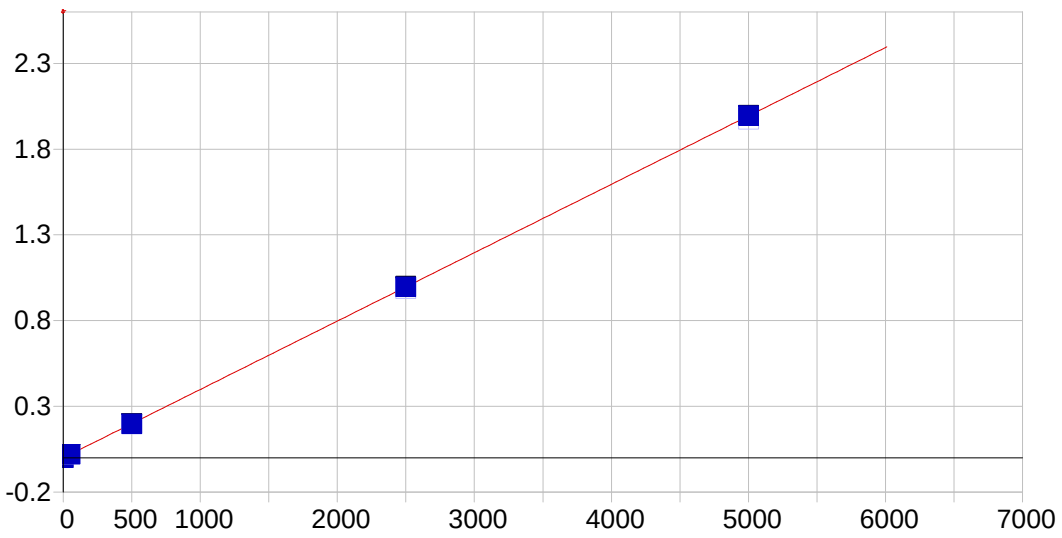

V 292.402 {115}

Date of Fit:	1/22/2017 10:42:25	Type of Fit:	Linear	Weighting:	1/Conc

A0 (Offset):	-0.000182	Re-Slope:	1.000000
A1 (Gain):	0.000399	Y-int:	0.000000
A2 (Curvature):	0.000000		
n (Exponent):	1.000000		
Correlation:	0.999998	Status:	OK.
Std Error of Est:	0.000020		
Predicted MDL:	0.497217		
Predicted MQL:	1.657391		

Std. Name	Stated Conc.	Found Conc.	Difference	% Diff.	(S)IR	Std Dev	Emphasis
ICIS Cal Blk	.00000	-.00063	-.001	.000	-.00018	.000	1
CAL2	50.000	50.874	.874	1.75	.02003	.000	1
CAL3	500.00	497.45	-2.55	-.510	.19594	.000	1
CAL4	2500.0	2499.4	-.583	-.023	.98528	.004	1
CAL5	5000.0	5002.3	2.25	.045	1.9721	.002	1

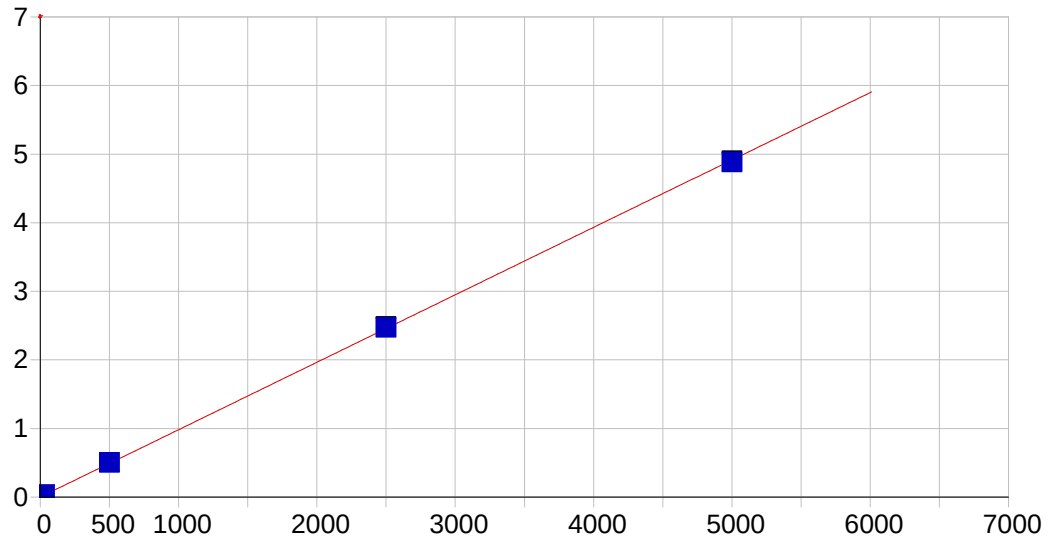

Zn 206.200 {463}

Date of Fit:	1/22/2017 10:42:25	Type of Fit:	Linear	Weighting:	1/Conc

A0 (Offset):	0.000200	Re-Slope:	1.000000
A1 (Gain):	0.000983	Y-int:	0.000000
A2 (Curvature):	0.000000		
n (Exponent):	1.000000		
Correlation:	0.999955	Status:	OK.
Std Error of Est:	0.000186		
Predicted MDL:	0.172982		
Predicted MQL:	0.576606		

Std. Name	Stated Conc.	Found Conc.	Difference	% Diff.	(S)IR	Std Dev	Emphasis
ICIS Cal Blk	.00000	-.00243	-.002	.000	.00020	.000	1
CAL2	30.000	31.668	1.67	5.56	.03132	.000	1
CAL3	500.00	512.46	12.5	2.49	.50332	.001	1
CAL4	2500.0	2517.0	17.0	.681	2.4713	.009	1
CAL5	5000.0	4968.8	-31.2	-.623	4.8784	.014	1

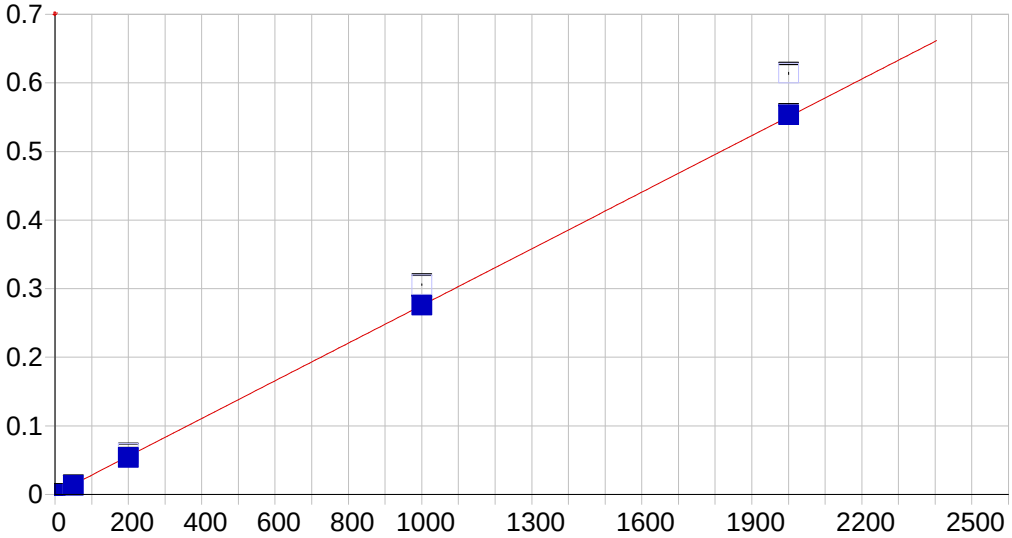

B 208.959 {461}

Date of Fit:	1/22/2017 10:42:25	Type of Fit:	Linear	Weighting:	1/Conc

A0 (Offset):	0.000679	Re-Slope:	1.000000

A1 (Gain):	0.000275	Y-int:	0.000000
A2 (Curvature):	0.000000		
n (Exponent):	1.000000		
Correlation:	0.999917	Status:	OK.
Std Error of Est:	0.000065		
Predicted MDL:	0.649586		
Predicted MQL:	2.165287		

Std. Name	Stated Conc.	Found Conc.	Difference	% Diff.	(S)IR	Std Dev	Emphasis
ICIS Cal Blk	.00000	.00569	.006	.000	.00068	.000	1
CAL2	50.000	45.825	-4.17	-8.35	.01357	.000	1
CAL3	200.00	192.82	-7.18	-3.59	.05974	.000	1
CAL4	1000.0	1000.1	.110	.011	.30586	.001	1
CAL5	2000.0	2010.9	10.9	.545	.61399	.002	1

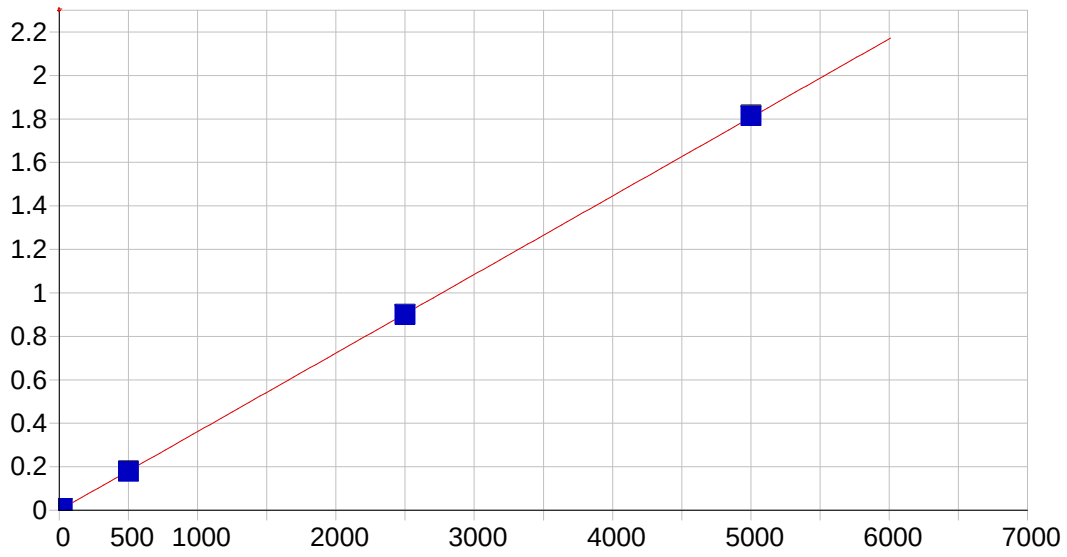

Mo 202.030 {467}

Date of Fit:	1/22/2017 10:42:25	Type of Fit:	Linear	Weighting:	1/Conc

A0 (Offset):	0.000297	Re-Slope:	1.000000
A1 (Gain):	0.000361	Y-int:	0.000000
A2 (Curvature):	0.000000		
n (Exponent):	1.000000		
Correlation:	0.999984	Status:	OK.
Std Error of Est:	0.000034		
Predicted MDL:	0.374804		
Predicted MQL:	1.249346		

Std. Name	Stated Conc.	Found Conc.	Difference	% Diff.	(S)IR	Std Dev	Emphasis
ICIS Cal Blk	.00000	.00133	.001	.000	.00030	.000	1
CAL2	20.000	18.955	-1.05	-5.23	.00715	.000	1
CAL3	500.00	493.32	-6.68	-1.34	.17857	.001	1
CAL4	2500.0	2489.2	-10.8	-.433	.89982	.001	1
CAL5	5000.0	5018.5	18.5	.371	1.8139	.003	1

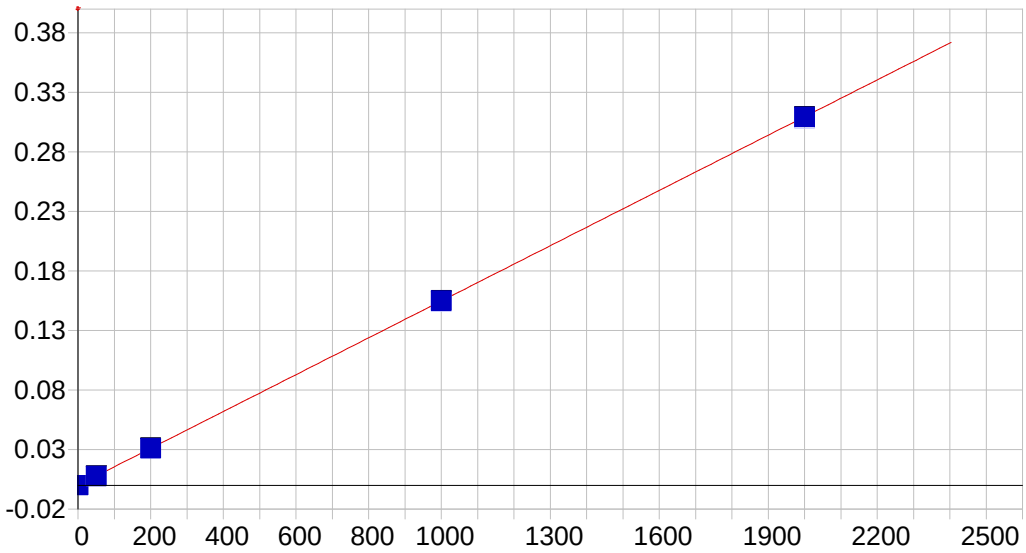

Sn 189.989 {477}

Date of Fit:	1/22/2017 10:42:25	Type of Fit:	Linear	Weighting:	1/Conc

A0 (Offset):	0.000035	Re-Slope:	1.000000
A1 (Gain):	0.000155	Y-int:	0.000000
A2 (Curvature):	0.000000		
n (Exponent):	1.000000		
Correlation:	0.999999	Status:	OK.
Std Error of Est:	0.000004		
Predicted MDL:	0.778556		
Predicted MQL:	2.595188		

Std. Name	Stated Conc.	Found Conc.	Difference	% Diff.	(S)IR	Std Dev	Emphasis
ICIS Cal Blk	.00000	-.00020	-.000	.000	.00004	.000	1
CAL2	50.000	49.910	-.090	-.181	.00776	.000	1
CAL3	200.00	201.19	1.19	.594	.03104	.000	1
CAL4	1000.0	1000.7	.740	.074	.15425	.000	1
CAL5	2000.0	1998.2	-1.84	-.092	.30796	.000	1

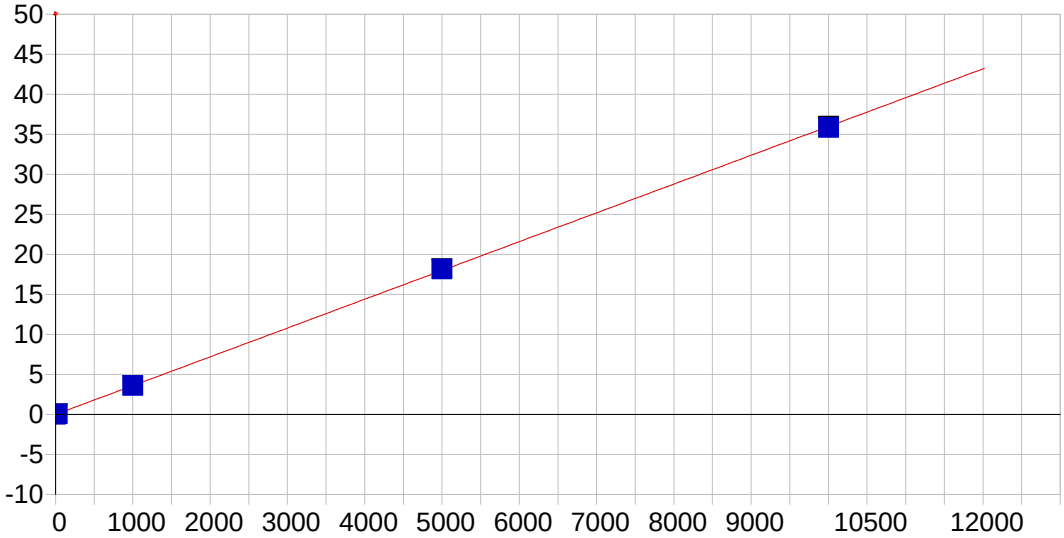

Sr 407.771 { 83}

Date of Fit:	1/22/2017 10:42:25	Type of Fit:	Linear	Weighting:	1/Conc

A0 (Offset):	-0.001431	Re-Slope:	1.000000

A1 (Gain):	0.003599	Y-int:	0.000000
A2 (Curvature):	0.000000		
n (Exponent):	1.000000		
Correlation:	0.999982	Status:	OK.
Std Error of Est:	0.000494		
Predicted MDL:	0.203240		
Predicted MQL:	0.677468		

Std. Name	Stated Conc.	Found Conc.	Difference	% Diff.	(S)IR	Std Dev	Emphasis
ICIS Cal Blk	.00000	-.00038	-.000	.000	-.00143	.000	1
CAL2	20.000	20.376	.376	1.88	.07199	.000	1
CAL3	1000.0	995.34	-4.66	-.466	3.5821	.013	1
CAL4	5000.0	5043.7	43.7	.875	18.157	.063	1
CAL5	10000.	9960.5	-39.5	-.395	35.859	.153	1

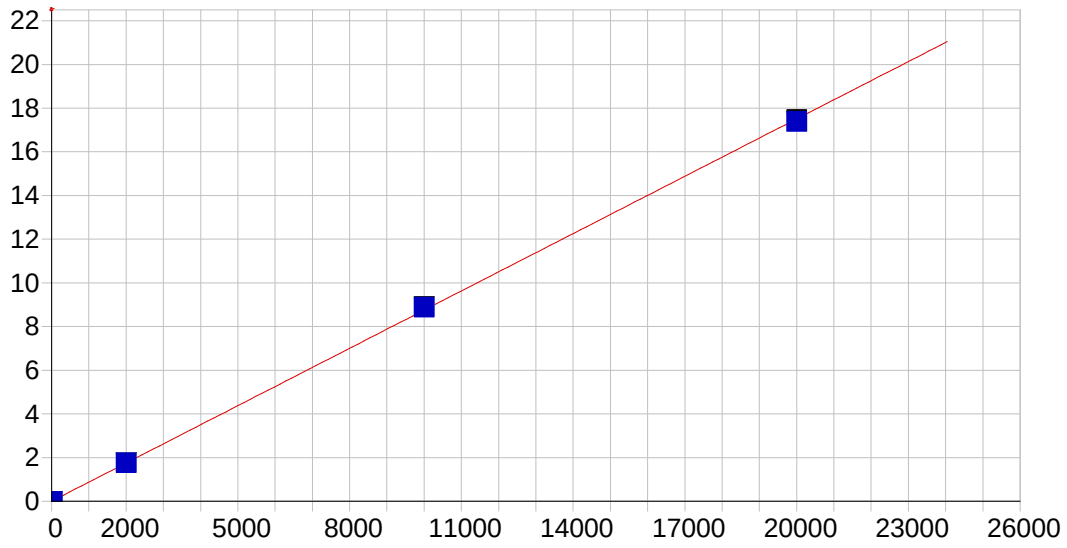

Ti 334.941 {101}

Date of Fit:	1/22/2017 10:42:25	Type of Fit:	Linear	Weighting:	1/Conc

A0 (Offset):	0.000226	Re-Slope:	1.000000
A1 (Gain):	0.000875	Y-int:	0.000000
A2 (Curvature):	0.000000		
n (Exponent):	1.000000		
Correlation:	0.999953	Status:	OK.
Std Error of Est:	0.000277		
Predicted MDL:	0.246342		
Predicted MQL:	0.821141		

Std. Name	Stated Conc.	Found Conc.	Difference	% Diff.	(S)IR	Std Dev	Emphasis
ICIS Cal Blk	.00000	-.00031	-.000	.000	.00023	.000	1
CAL2	20.000	20.124	.124	.622	.01785	.000	1
CAL3	2000.0	2005.1	5.06	.253	1.7559	.004	1
CAL4	10000.	10140.	140.	1.40	8.8787	.032	1
CAL5	20000.	19855.	-145.	-.724	17.386	.077	1

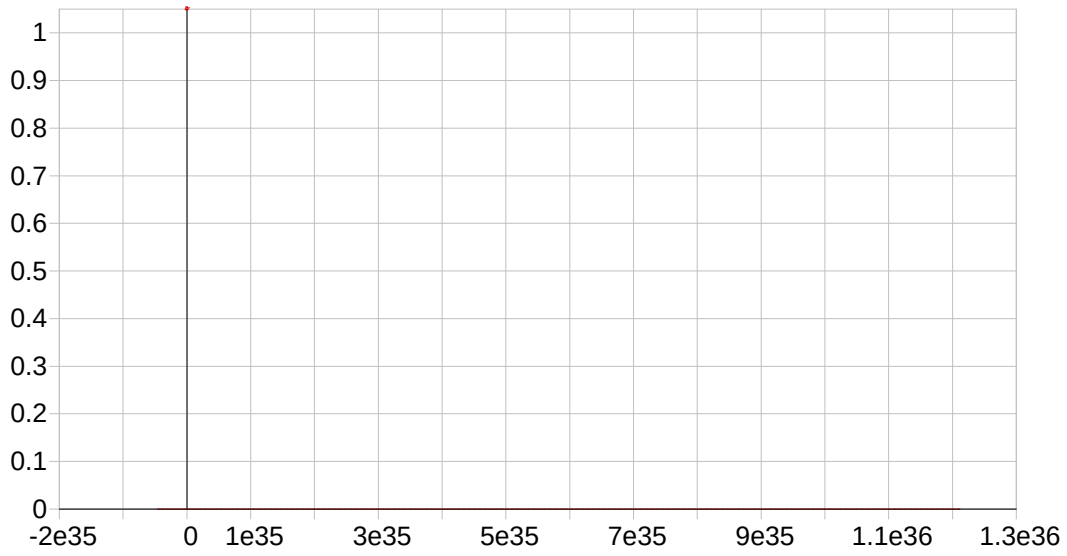

Y 224.306 {450}*

Date of Fit:	1/22/2017 10:19:29	Type of Fit:	Linear	Weighting:	1/Conc

A0 (Offset):	0.000000	Re-Slope:	1.000000	
A1 (Gain):	0.000000	Y-int:	0.000000	
A2 (Curvature):	0.000000			
n (Exponent):	1.000000			
Correlation:	0.000000	Status:	Warning	Zero Gain
Std Error of Est:	183.492520			
Predicted MDL:	n/a			
Predicted MQL:	n/a			

Std. Name	Stated Conc.	Found Conc.	Difference	% Diff.	(S)IR	Std Dev	Emphasis

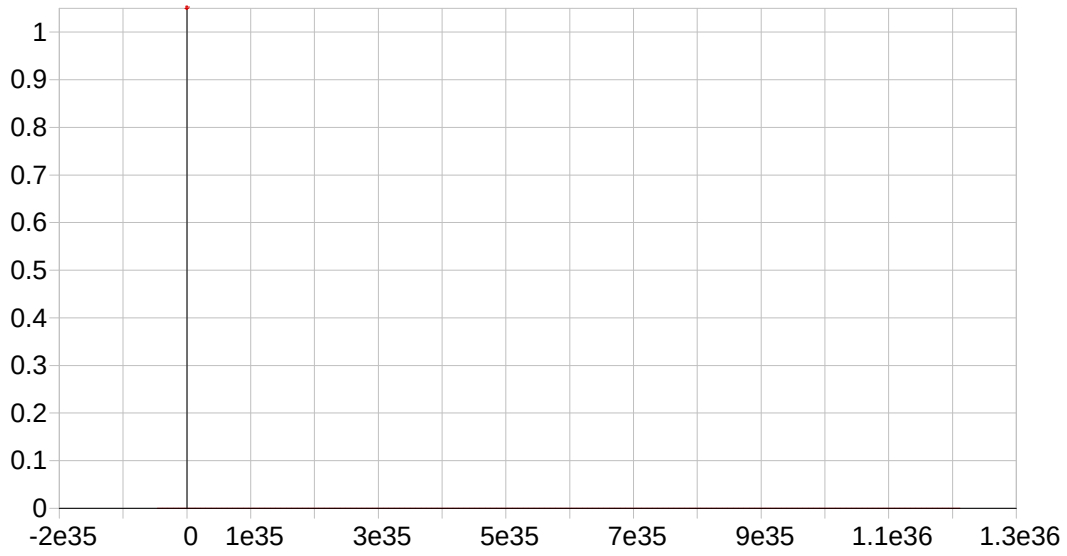

Y 360.073 { 94}*

Date of Fit:	1/22/2017 10:19:29	Type of Fit:	Linear	Weighting:	1/Conc

A0 (Offset):	0.000000	Re-Slope:	1.000000	
A1 (Gain):	0.000000	Y-int:	0.000000	
A2 (Curvature):	0.000000			
n (Exponent):	1.000000			
Correlation:	0.000000	Status:	Warning	Zero Gain
Std Error of Est:	0.000000			

Predicted MDL:	n/a
Predicted MQL:	n/a

Std. Name	Stated Conc.	Found Conc.	Difference	% Diff.	(S)IR	Std Dev	Emphasis

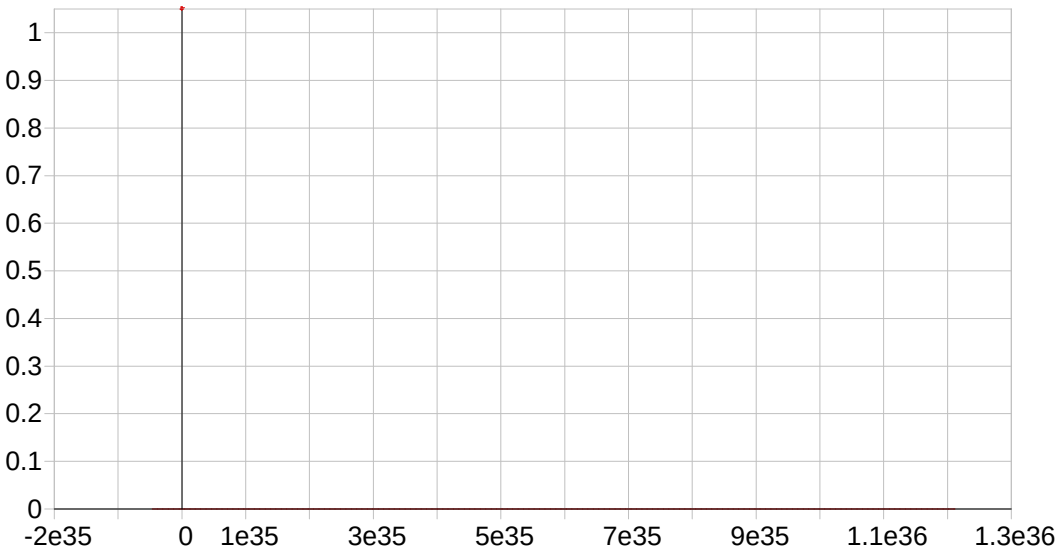

Y 371.030 { 91}*

Date of Fit:	1/22/2017 10:19:29	Type of Fit:	Linear	Weighting:	1/Conc

A0 (Offset):	0.000000	Re-Slope:	1.000000	
A1 (Gain):	0.000000	Y-int:	0.000000	
A2 (Curvature):	0.000000			
n (Exponent):	1.000000			
Correlation:	0.000000	Status:	Warning	Zero Gain
Std Error of Est:	192.759705			
Predicted MDL:	n/a			
Predicted MQL:	n/a			

Std. Name	Stated Conc.	Found Conc.	Difference	% Diff.	(S)IR	Std Dev	Emphasis

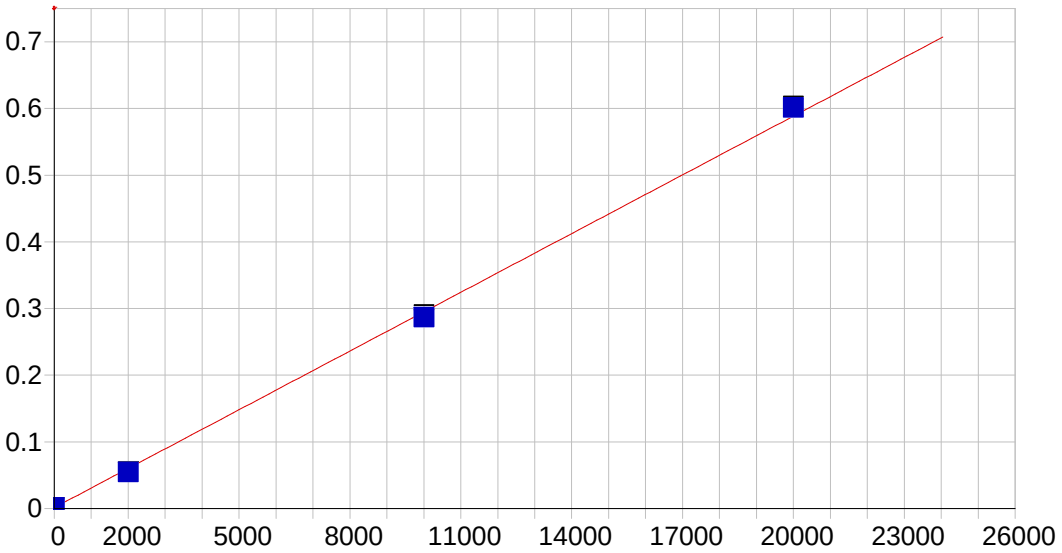

Si 288.158 {117}

Date of Fit:	1/22/2017 10:42:25	Type of Fit:	Linear	Weighting:	1/Conc

A0 (Offset):	0.001422	Re-Slope:	1.000000
A1 (Gain):	0.000029	Y-int:	0.000000
A2 (Curvature):	0.000000		
n (Exponent):	1.000000		
Correlation:	0.999469	Status:	OK.
Std Error of Est:	0.000342		
Predicted MDL:	22.838006		
Predicted MQL:	76.126686		

Std. Name	Stated Conc.	Found Conc.	Difference	% Diff.	(S)IR	Std Dev	Emphasis
ICIS Cal Blk	.00000	.19014	.190	.000	.00143	.001	1
CAL5	20000.	20451.	451.	2.25	.60093	.002	1
CAL3	2000.0	1818.7	-181.	-9.07	.05473	.001	1
CAL4	10000.	9730.4	-270.	-2.70	.28664	.004	1

Sample Name: ICIS Cal Blk Acquired: 1/22/2017 10:20:10 Type: Cal
Method: BC011117(v8) Mode: IR Corr. Factor: 1.000000
User: admin Custom ID1: Custom ID2: Custom ID3:
Comment:

Elem	Al3961	As1890	Ag3280	Ba2335	Be3130	Ca3181
Line	396.152 { 85}	189.042 {478}	328.068 {103}	233.527 {445}	313.042 {108}	318.128 {106}
IS Ref	(Y_3710)	(Y_2243)	(Y_3600)	(Y_2243)	(Y_3710)	(Y_3600)
Units	Cts/S	Cts/S	Cts/S	Cts/S	Cts/S	Cts/S
Avg	**.0013**	**-.0001**	**.0003**	**.0001**	**-.0000**	**-.0052**
Stddev	.0004	.0001	.0001	.0001	.0003	.0001
%RSD	33.09	72.17	20.56	56.62	959.1	1.701
#1	.0017	-.0000	.0003	.0001	-.0001	-.0053
#2	.0013	-.0001	.0003	.0001	.0003	-.0051
#3	.0008	-.0002	.0004	.0002	-.0002	-.0052

Elem	Cd2265	Co2286	Cr2677	Cu3247	Fe2714	K_7664
Line	226.502 {449}	228.616 {447}	267.716 {126}	324.754 {104}	271.441 {124}	766.490 { 44}
IS Ref	(Y_2243)	(Y_2243)	(Y_3600)	(Y_3600)	(Y_3600)	(Y_3710)
Units	Cts/S	Cts/S	Cts/S	Cts/S	Cts/S	Cts/S
Avg	**-.0003**	**.0001**	**.0002**	**.0028**	**.0001**	**-.0075**
Stddev	.0002	.0002	.0002	.0002	.0001	.0005
%RSD	54.49	314.2	109.3	6.458	76.55	7.215
#1	-.0003	.0003	.0003	.0026	.0001	-.0080
#2	-.0005	.0000	.0003	.0028	.0001	-.0075
#3	-.0002	-.0001	-.0000	.0029	.0000	-.0070

Elem	Mg2790	Mn2576	Na5895	Ni2316	Pb2203	Sb2068
Line	279.079 {121}	257.610 {131}	589.592 { 57}	231.604 {446}	220.353 {453}	206.833 {463}
IS Ref	(Y_3600)	(Y_3600)	(Y_3710)	(Y_2243)	(Y_2243)	(Y_2243)
Units	Cts/S	Cts/S	Cts/S	Cts/S	Cts/S	Cts/S
Avg	**.0001**	**.0001**	**.0020**	**.0000**	**-.0003**	**.0001**
Stddev	.0002	.0001	.0012	.0001	.0002	.0001
%RSD	173.0	52.85	59.10	632.9	61.65	50.63
#1	-.0001	.0001	.0033	-.0001	-.0004	.0002
#2	.0002	.0002	.0010	.0000	-.0002	.0001
#3	.0003	.0001	.0018	.0001	-.0001	.0002

Elem	Se196	Tl1908	V_2924	Zn2062	B_2089	Mo2020
Line	196.090 {472}	190.856 {477}	292.402 {115}	206.200 {463}	208.959 {461}	202.030 {467}
IS Ref	(Y_2243)	(Y_2243)	(Y_3600)	(Y_2243)	(Y_2243)	(Y_2243)
Units	Cts/S	Cts/S	Cts/S	Cts/S	Cts/S	Cts/S
Avg	**.0003**	**-.0003**	**-.0002**	**.0002**	**.0007**	**.0003**
Stddev	.0000	.0001	.0000	.0001	.0000	.0001
%RSD	3.971	17.50	9.310	72.39	5.627	31.75
#1	.0003	-.0003	-.0002	.0003	.0007	.0002
#2	.0003	-.0003	-.0002	.0003	.0007	.0004
#3	.0003	-.0004	-.0002	.0000	.0006	.0003

Sample Name: ICIS Cal Blk Acquired: 1/22/2017 10:20:10 Type: Cal
Method: BC011117(v8) Mode: IR Corr. Factor: 1.000000
User: admin Custom ID1: Custom ID2: Custom ID3:
Comment:

Elem	Sn1899	Sr4077	Ti3349	Si2881
Line	189.989 {477}	407.771 { 83}	334.941 {101}	288.158 {117}
IS Ref	(Y_2243)	(Y_3710)	(Y_3600)	(Y_2243)
Units	Cts/S	Cts/S	Cts/S	Cts/S
Avg	**.0000**	**-.0014**	**.0002**	**.0014**
Stddev	.0001	.0003	.0002	.0006
%RSD	409.3	18.14	82.30	42.76
#1	-.0001	-.0017	.0000	.0020
#2	.0000	-.0014	.0004	.0008
#3	.0002	-.0012	.0002	.0014

Int. Std.	Y_2243	Y_3600	Y_3710
Line	224.306 {450}	360.073 { 94}	371.030 { 91}
Units	Cts/S	Cts/S	Cts/S
Avg	**4164.0**	**20170.**	**7389.4**
Stddev	11.0	121.	56.4
%RSD	.26480	.59952	.76349
#1	4176.7	20305.	7424.4
#2	4158.6	20070.	7419.5
#3	4156.8	20135.	7324.3

Sample Name: CAL1 Acquired: 1/22/2017 10:23:59 Type: Cal
Method: BC011117(v8) Mode: IR Corr. Factor: 1.000000
User: admin Custom ID1: Custom ID2: Custom ID3:
Comment:

Elem	As1890	Pb2203	Sb2068	Se196	Tl1908
Line	189.042 {478}	220.353 {453}	206.833 {463}	196.090 {472}	190.856 {477}
IS Ref	(Y_2243)	(Y_2243)	(Y_2243)	(Y_2243)	(Y_2243)
Units	Cts/S	Cts/S	Cts/S	Cts/S	Cts/S
Avg	**.0000**	**.0006**	**.0011**	**.0005**	**.0002**
Stddev	.0001	.0002	.0001	.0001	.0001
%RSD	209.4	27.61	13.61	20.01	54.42
#1	-.0000	.0008	.0011	.0004	.0001
#2	.0000	.0006	.0012	.0005	.0002
#3	.0001	.0005	.0009	.0006	.0004

Int. Std.	Y_2243
Line	224.306 {450}
Units	Cts/S
Avg	**4121.5**
Stddev	33.9
%RSD	.82202
#1	4082.4
#2	4142.9
#3	4139.0

Sample Name: CAL2 Acquired: 1/22/2017 10:27:51 Type: Cal
Method: BC011117(v8) Mode: IR Corr. Factor: 1.000000
User: admin Custom ID1: Custom ID2: Custom ID3:
Comment:

Elem	Al3961	As1890	Ag3280	Ba2335	Be3130	Ca3181
Line	396.152 { 85}	189.042 {478}	328.068 {103}	233.527 {445}	313.042 {108}	318.128 {106}
IS Ref	(Y_3710)	(Y_2243)	(Y_3600)	(Y_2243)	(Y_3710)	(Y_3600)
Units	Cts/S	Cts/S	Cts/S	Cts/S	Cts/S	Cts/S
Avg	**.0070**	**.0006**	**.0029**	**.1146**	**.0056**	**.1754**
Stddev	.0001	.0001	.0002	.0006	.0003	.0006
%RSD	1.333	10.31	7.470	.4880	5.042	.3161
#1	.0069	.0007	.0026	.1152	.0056	.1752
#2	.0070	.0006	.0029	.1141	.0053	.1750
#3	.0071	.0007	.0030	.1145	.0058	.1760

Elem	Cd2265	Co2286	Cr2677	Cu3247	Fe2714	K_7664
Line	226.502 {449}	228.616 {447}	267.716 {126}	324.754 {104}	271.441 {124}	766.490 { 44}
IS Ref	(Y_2243)	(Y_2243)	(Y_3600)	(Y_3600)	(Y_3600)	(Y_3710)
Units	Cts/S	Cts/S	Cts/S	Cts/S	Cts/S	Cts/S
Avg	**.0071**	**.0527**	**.0034**	**.0163**	**.0026**	**.1753**
Stddev	.0003	.0001	.0001	.0002	.0002	.0006
%RSD	3.935	.1415	3.157	1.246	6.678	.3664
#1	.0072	.0528	.0035	.0164	.0025	.1749
#2	.0074	.0528	.0034	.0160	.0025	.1748
#3	.0068	.0526	.0033	.0163	.0028	.1760

Elem	Mg2790	Mn2576	Na5895	Ni2316	Pb2203	Sb2068
Line	279.079 {121}	257.610 {131}	589.592 { 57}	231.604 {446}	220.353 {453}	206.833 {463}
IS Ref	(Y_3600)	(Y_3600)	(Y_3710)	(Y_2243)	(Y_2243)	(Y_2243)
Units	Cts/S	Cts/S	Cts/S	Cts/S	Cts/S	Cts/S
Avg	**.0903**	**.0248**	**.3438**	**.0118**	**.0016**	**.0018**
Stddev	.0002	.0001	.0023	.0001	.0003	.0000
%RSD	.2154	.4987	.6672	.6352	18.39	1.424
#1	.0905	.0247	.3432	.0119	.0019	.0018
#2	.0902	.0249	.3463	.0118	.0013	.0019
#3	.0902	.0248	.3418	.0119	.0015	.0018

Elem	Se196	Tl1908	V_2924	Zn2062	B_2089	Mo2020
Line	196.090 {472}	190.856 {477}	292.402 {115}	206.200 {463}	208.959 {461}	202.030 {467}
IS Ref	(Y_2243)	(Y_2243)	(Y_3600)	(Y_2243)	(Y_2243)	(Y_2243)
Units	Cts/S	Cts/S	Cts/S	Cts/S	Cts/S	Cts/S
Avg	**.0009**	**.0006**	**.0200**	**.0313**	**.0136**	**.0071**
Stddev	.0001	.0001	.0001	.0001	.0002	.0001
%RSD	8.874	19.57	.3855	.2376	1.115	.9715
#1	.0008	.0004	.0200	.0314	.0137	.0072
#2	.0009	.0006	.0201	.0314	.0134	.0071
#3	.0009	.0007	.0200	.0312	.0136	.0071

Sample Name: CAL2 Acquired: 1/22/2017 10:27:51 Type: Cal
Method: BC011117(v8) Mode: IR Corr. Factor: 1.000000
User: admin Custom ID1: Custom ID2: Custom ID3:
Comment:

Elem	Sn1899	Sr4077	Ti3349
Line	189.989 {477}	407.771 { 83}	334.941 {101}
IS Ref	(Y_2243)	(Y_3710)	(Y_3600)
Units	Cts/S	Cts/S	Cts/S
Avg	**.0078**	**.0720**	**.0179**
Stddev	.0001	.0004	.0003
%RSD	1.618	.6012	1.793
#1	.0078	.0724	.0176
#2	.0079	.0720	.0177
#3	.0076	.0716	.0182
Int. Std.	Y_2243	Y_3600	Y_3710
Line	224.306 {450}	360.073 { 94}	371.030 { 91}
Units	Cts/S	Cts/S	Cts/S
Avg	**4189.2**	**20155.**	**7459.2**
Stddev	8.6	150.	42.1
%RSD	.20500	.74333	.56404
#1	4187.6	20036.	7415.0
#2	4198.4	20323.	7498.8
#3	4181.5	20106.	7463.8

Sample Name: CAL3 Acquired: 1/22/2017 10:31:40 Type: Cal
Method: BC011117(v8) Mode: IR Corr. Factor: 1.000000
User: admin Custom ID1: Custom ID2: Custom ID3:
Comment:

Elem	Al3961	As1890	Ag3280	Ba2335	Be3130	Ca3181
Line	396.152 { 85}	189.042 {478}	328.068 {103}	233.527 {445}	313.042 {108}	318.128 {106}
IS Ref	(Y_3710)	(Y_2243)	(Y_3600)	(Y_2243)	(Y_3710)	(Y_3600)
Units	Cts/S	Cts/S	Cts/S	Cts/S	Cts/S	Cts/S
Avg	**.7402**	**.0244**	**.0612**	**1.103**	**.5448**	**.8694**
Stddev	.0020	.0002	.0002	.001	.0013	.0049
%RSD	.2750	.9205	.4084	.1294	.2373	.5657
#1	.7380	.0245	.0609	1.103	.5435	.8644
#2	.7405	.0242	.0612	1.104	.5448	.8742
#3	.7420	.0246	.0614	1.101	.5461	.8696

Elem	Cd2265	Co2286	Cr2677	Cu3247	Fe2714	K_7664
Line	226.502 {449}	228.616 {447}	267.716 {126}	324.754 {104}	271.441 {124}	766.490 { 44}
IS Ref	(Y_2243)	(Y_2243)	(Y_3600)	(Y_3600)	(Y_3600)	(Y_3710)
Units	Cts/S	Cts/S	Cts/S	Cts/S	Cts/S	Cts/S
Avg	**.4673**	**.5168**	**.3280**	**1.311**	**.3225**	**.3545**
Stddev	.0010	.0008	.0009	.003	.0018	.0020
%RSD	.2180	.1484	.2879	.2433	.5665	.5711
#1	.4676	.5163	.3274	1.314	.3206	.3544
#2	.4661	.5165	.3291	1.311	.3243	.3526
#3	.4681	.5177	.3274	1.308	.3225	.3566

Elem	Mg2790	Mn2576	Na5895	Ni2316	Pb2203	Sb2068
Line	279.079 {121}	257.610 {131}	589.592 { 57}	231.604 {446}	220.353 {453}	206.833 {463}
IS Ref	(Y_3600)	(Y_3600)	(Y_3710)	(Y_2243)	(Y_2243)	(Y_2243)
Units	Cts/S	Cts/S	Cts/S	Cts/S	Cts/S	Cts/S
Avg	**.4449**	**1.568**	**1.767**	**.1444**	**.2418**	**.0173**
Stddev	.0032	.007	.008	.0005	.0007	.0001
%RSD	.7249	.4237	.4589	.3130	.3041	.8012
#1	.4414	1.563	1.770	.1439	.2411	.0174
#2	.4478	1.575	1.757	.1447	.2426	.0172
#3	.4453	1.565	1.772	.1446	.2419	.0174

Elem	Se196	Tl1908	V_2924	Zn2062	B_2089	Mo2020
Line	196.090 {472}	190.856 {477}	292.402 {115}	206.200 {463}	208.959 {461}	202.030 {467}
IS Ref	(Y_2243)	(Y_2243)	(Y_3600)	(Y_2243)	(Y_2243)	(Y_2243)
Units	Cts/S	Cts/S	Cts/S	Cts/S	Cts/S	Cts/S
Avg	**.0163**	**.0206**	**.1959**	**.5033**	**.0597**	**.1786**
Stddev	.0001	.0001	.0005	.0010	.0003	.0006
%RSD	.4540	.6905	.2505	.1926	.4533	.3360
#1	.0163	.0206	.1958	.5027	.0598	.1792
#2	.0162	.0205	.1965	.5028	.0595	.1784
#3	.0163	.0208	.1955	.5044	.0600	.1781

Sample Name: CAL3 Acquired: 1/22/2017 10:31:40 Type: Cal
Method: BC011117(v8) Mode: IR Corr. Factor: 1.000000
User: admin Custom ID1: Custom ID2: Custom ID3:
Comment:

Elem	Sn1899	Sr4077	Ti3349	Si2881
Line	189.989 {477}	407.771 { 83}	334.941 {101}	288.158 {117}
IS Ref	(Y_2243)	(Y_3710)	(Y_3600)	(Y_2243)
Units	Cts/S	Cts/S	Cts/S	Cts/S
Avg	**.0310**	**3.582**	**1.756**	**.0547**
Stddev	.0001	.013	.004	.0011
%RSD	.4233	.3607	.2079	1.930
#1	.0311	3.588	1.760	.0556
#2	.0311	3.567	1.755	.0535
#3	.0309	3.591	1.753	.0551

Int. Std.	Y_2243	Y_3600	Y_3710
Line	224.306 {450}	360.073 { 94}	371.030 { 91}
Units	Cts/S	Cts/S	Cts/S
Avg	**4127.3**	**19920.**	**7366.3**
Stddev	9.4	123.	87.8
%RSD	.22823	.61735	1.1919
#1	4130.5	20050.	7466.3
#2	4134.7	19806.	7330.8
#3	4116.7	19903.	7301.8

Sample Name: CAL4 Acquired: 1/22/2017 10:35:17 Type: Cal
Method: BC011117(v8) Mode: IR Corr. Factor: 1.000000
User: admin Custom ID1: Custom ID2: Custom ID3:
Comment:

Elem	Al3961	As1890	Ag3280	Ba2335	Be3130	Ca3181
Line	396.152 { 85}	189.042 {478}	328.068 {103}	233.527 {445}	313.042 {108}	318.128 {106}
IS Ref	(Y_3710)	(Y_2243)	(Y_3600)	(Y_2243)	(Y_3710)	(Y_3600)
Units	Cts/S	Cts/S	Cts/S	Cts/S	Cts/S	Cts/S
Avg	**3.758**	**.1265**	**.3153**	**5.491**	**2.783**	**4.441**
Stddev	.012	.0001	.0009	.005	.008	.017
%RSD	.3305	.0463	.2936	.0926	.2780	.3904
#1	3.748	.1266	.3143	5.485	2.783	4.421
#2	3.771	.1265	.3156	5.493	2.791	4.453
#3	3.753	.1265	.3161	5.495	2.775	4.450

Elem	Cd2265	Co2286	Cr2677	Cu3247	Fe2714	K_7664
Line	226.502 {449}	228.616 {447}	267.716 {126}	324.754 {104}	271.441 {124}	766.490 { 44}
IS Ref	(Y_2243)	(Y_2243)	(Y_3600)	(Y_3600)	(Y_3600)	(Y_3710)
Units	Cts/S	Cts/S	Cts/S	Cts/S	Cts/S	Cts/S
Avg	**2.299**	**2.536**	**1.631**	**6.760**	**1.580**	**1.922**
Stddev	.005	.004	.009	.027	.007	.010
%RSD	.2091	.1477	.5600	.4045	.4584	.5043
#1	2.304	2.537	1.620	6.729	1.571	1.914
#2	2.299	2.539	1.636	6.775	1.585	1.933
#3	2.294	2.531	1.636	6.777	1.583	1.918

Elem	Mg2790	Mn2576	Na5895	Ni2316	Pb2203	Sb2068
Line	279.079 {121}	257.610 {131}	589.592 { 57}	231.604 {446}	220.353 {453}	206.833 {463}
IS Ref	(Y_3600)	(Y_3600)	(Y_3710)	(Y_2243)	(Y_2243)	(Y_2243)
Units	Cts/S	Cts/S	Cts/S	Cts/S	Cts/S	Cts/S
Avg	**2.338**	**7.752**	**9.265**	**.7050**	**1.183**	**.0881**
Stddev	.011	.033	.035	.0009	.003	.0003
%RSD	.4827	.4241	.3728	.1314	.2262	.3295
#1	2.325	7.714	9.247	.7047	1.183	.0883
#2	2.342	7.768	9.304	.7060	1.185	.0883
#3	2.347	7.774	9.243	.7042	1.180	.0878

Elem	Se196	Tl1908	V_2924	Zn2062	B_2089	Mo2020
Line	196.090 {472}	190.856 {477}	292.402 {115}	206.200 {463}	208.959 {461}	202.030 {467}
IS Ref	(Y_2243)	(Y_2243)	(Y_3600)	(Y_2243)	(Y_2243)	(Y_2243)
Units	Cts/S	Cts/S	Cts/S	Cts/S	Cts/S	Cts/S
Avg	**.0827**	**.1006**	**.9853**	**2.471**	**.3059**	**.8998**
Stddev	.0003	.0003	.0036	.009	.0011	.0009
%RSD	.3350	.3163	.3654	.3586	.3478	.1019
#1	.0829	.1008	.9812	2.479	.3046	.8999
#2	.0829	.1007	.9869	2.473	.3065	.8989
#3	.0824	.1002	.9878	2.462	.3065	.9007

Sample Name: CAL4 Acquired: 1/22/2017 10:35:17 Type: Cal
Method: BC011117(v8) Mode: IR Corr. Factor: 1.000000
User: admin Custom ID1: Custom ID2: Custom ID3:
Comment:

Elem	Sn1899	Sr4077	Ti3349	Si2881
Line	189.989 {477}	407.771 { 83}	334.941 {101}	288.158 {117}
IS Ref	(Y_2243)	(Y_3710)	(Y_3600)	(Y_2243)
Units	Cts/S	Cts/S	Cts/S	Cts/S
Avg	**.1543**	**18.16**	**8.879**	**.2866**
Stddev	.0003	.06	.032	.0036
%RSD	.1821	.3478	.3600	1.243
#1	.1544	18.15	8.843	.2892
#2	.1544	18.22	8.905	.2881
#3	.1539	18.10	8.889	.2826

Int. Std.	Y_2243	Y_3600	Y_3710
Line	224.306 {450}	360.073 { 94}	371.030 { 91}
Units	Cts/S	Cts/S	Cts/S
Avg	**3874.3**	**18665.**	**7122.5**
Stddev	33.1	65.	10.6
%RSD	.85505	.34592	.14897
#1	3842.6	18739.	7131.4
#2	3871.7	18632.	7110.8
#3	3908.7	18623.	7125.3

Sample Name: CAL5 Acquired: 1/22/2017 10:38:45 Type: Cal
Method: BC011117(v8) Mode: IR Corr. Factor: 1.000000
User: admin Custom ID1: Custom ID2: Custom ID3:
Comment:

Elem	Al3961	As1890	Ag3280	Ba2335	Be3130	Ca3181
Line	396.152 { 85}	189.042 {478}	328.068 {103}	233.527 {445}	313.042 {108}	318.128 {106}
IS Ref	(Y_3710)	(Y_2243)	(Y_3600)	(Y_2243)	(Y_3710)	(Y_3600)
Units	Cts/S	Cts/S	Cts/S	Cts/S	Cts/S	Cts/S
Avg	**7.597**	**.2602**	**.6471**	**10.88**	**5.581**	**8.849**
Stddev	.002	.0007	.0012	.02	.007	.029
%RSD	.0222	.2502	.1823	.1676	.1245	.3307
#1	7.595	.2605	.6469	10.90	5.586	8.872
#2	7.596	.2606	.6484	10.87	5.573	8.816
#3	7.598	.2594	.6461	10.87	5.584	8.860

Elem	Cd2265	Co2286	Cr2677	Cu3247	Fe2714	K_7664
Line	226.502 {449}	228.616 {447}	267.716 {126}	324.754 {104}	271.441 {124}	766.490 { 44}
IS Ref	(Y_2243)	(Y_2243)	(Y_3600)	(Y_3600)	(Y_3600)	(Y_3710)
Units	Cts/S	Cts/S	Cts/S	Cts/S	Cts/S	Cts/S
Avg	**4.577**	**5.065**	**3.231**	**13.78**	**3.123**	**4.017**
Stddev	.005	.003	.009	.05	.010	.007
%RSD	.1050	.0680	.2889	.3521	.3092	.1857
#1	4.581	5.068	3.241	13.82	3.132	4.009
#2	4.572	5.062	3.223	13.80	3.113	4.020
#3	4.578	5.066	3.229	13.73	3.124	4.023

Elem	Mg2790	Mn2576	Na5895	Ni2316	Pb2203	Sb2068
Line	279.079 {121}	257.610 {131}	589.592 { 57}	231.604 {446}	220.353 {453}	206.833 {463}
IS Ref	(Y_3600)	(Y_3600)	(Y_3710)	(Y_2243)	(Y_2243)	(Y_2243)
Units	Cts/S	Cts/S	Cts/S	Cts/S	Cts/S	Cts/S
Avg	**4.698**	**15.15**	**18.74**	**1.396**	**2.348**	**.1800**
Stddev	.019	.04	.01	.002	.004	.0016
%RSD	.3984	.2459	.0767	.1056	.1709	.9048
#1	4.714	15.19	18.73	1.396	2.352	.1809
#2	4.678	15.11	18.74	1.395	2.344	.1811
#3	4.704	15.16	18.76	1.398	2.349	.1782

Elem	Se196	Tl1908	V_2924	Zn2062	B_2089	Mo2020
Line	196.090 {472}	190.856 {477}	292.402 {115}	206.200 {463}	208.959 {461}	202.030 {467}
IS Ref	(Y_2243)	(Y_2243)	(Y_3600)	(Y_2243)	(Y_2243)	(Y_2243)
Units	Cts/S	Cts/S	Cts/S	Cts/S	Cts/S	Cts/S
Avg	**.1671**	**.1959**	**1.972**	**4.878**	**.6140**	**1.814**
Stddev	.0005	.0003	.002	.014	.0015	.003
%RSD	.3242	.1355	.1074	.2892	.2444	.1462
#1	.1670	.1956	1.974	4.884	.6157	1.817
#2	.1677	.1961	1.970	4.862	.6132	1.813
#3	.1666	.1960	1.972	4.889	.6131	1.811

Sample Name: CAL5 Acquired: 1/22/2017 10:38:45 Type: Cal
Method: BC011117(v8) Mode: IR Corr. Factor: 1.000000
User: admin Custom ID1: Custom ID2: Custom ID3:
Comment:

Elem	Sn1899	Sr4077	Ti3349	Si2881
Line	189.989 {477}	407.771 { 83}	334.941 {101}	288.158 {117}
IS Ref	(Y_2243)	(Y_3710)	(Y_3600)	(Y_2243)
Units	Cts/S	Cts/S	Cts/S	Cts/S
Avg	**.3080**	**35.86**	**17.39**	**.6009**
Stddev	.0005	.15	.08	.0017
%RSD	.1464	.4271	.4449	.2812
#1	.3082	35.97	17.42	.6011
#2	.3074	35.93	17.30	.6025
#3	.3083	35.68	17.44	.5992

Int. Std.	Y_2243	Y_3600	Y_3710
Line	224.306 {450}	360.073 { 94}	371.030 { 91}
Units	Cts/S	Cts/S	Cts/S
Avg	**3665.6**	**18130.**	**7043.7**
Stddev	26.6	133.	48.6
%RSD	.72512	.73407	.69013
#1	3682.6	18124.	7040.2
#2	3679.1	18266.	7094.0
#3	3634.9	18000.	6997.0

Sample Name: ICV Acquired: 1/22/2017 10:42:31 Type: QC
Method: BC011117(v8) Mode: CONC Corr. Factor: 1.000000
User: admin Custom ID1: Custom ID2: Custom ID3:
Comment:

Elem	Al3961	As1890	Ag3280	Ba2335	Be3130	Ca3181
Line	396.152 { 85}	189.042 {478}	328.068 {103}	233.527 {445}	313.042 {108}	318.128 {106}
IS Ref	(Y_3710)	(Y_2243)	(Y_3600)	(Y_2243)	(Y_3710)	(Y_3600)
Units	ppb	ppb	ppb	ppb	ppb	ppb
Avg	**120900.**	**2427.**	**1259.**	**9920.**	**982.1**	**121100.**
Stddev	137.	4.	12.	11.	3.1	932.
%RSD	.1135	.1463	.9839	.1088	.3156	.7698
#1	120800.	2430.	1246.	9917.	978.6	120100.
#2	121100.	2428.	1260.	9911.	984.5	121200.
#3	121000.	2423.	1271.	9932.	983.2	122000.
Check ?	Chk Pass	Chk Pass	Chk Pass	Chk Pass	Chk Pass	Chk Pass
Value						
Range						

Elem	Cd2265	Co2286	Cr2677	Cu3247	Fe2714	K_7664
Line	226.502 {449}	228.616 {447}	267.716 {126}	324.754 {104}	271.441 {124}	766.490 { 44}
IS Ref	(Y_2243)	(Y_2243)	(Y_3600)	(Y_3600)	(Y_3600)	(Y_3710)
Units	ppb	ppb	ppb	ppb	ppb	ppb
Avg	**1229.**	**2444.**	**4916.**	**12100.**	**97370.**	**47840.**
Stddev	1.	1.	36.	57.	747.	166.
%RSD	.1121	.0397	.7408	.4731	.7669	.3478
#1	1228.	2445.	4877.	12050.	96560.	47740.
#2	1229.	2443.	4920.	12100.	97520.	48040.
#3	1230.	2443.	4950.	12160.	98030.	47750.
Check ?	Chk Pass	Chk Pass	Chk Pass	Chk Pass	Chk Pass	Chk Pass
Value						
Range						

Elem	Mg2790	Mn2576	Na5895	Ni2316	Pb2203	Sb2068
Line	279.079 {121}	257.610 {131}	589.592 { 57}	231.604 {446}	220.353 {453}	206.833 {463}
IS Ref	(Y_3600)	(Y_3600)	(Y_3710)	(Y_2243)	(Y_2243)	(Y_2243)
Units	ppb	ppb	ppb	ppb	ppb	ppb
Avg	**121200.**	**4973.**	**122300.**	**2470.**	**7380.**	**968.7**
Stddev	979.	32.	206.	3.	6.	9.0
%RSD	.8079	.6380	.1684	.1111	.0773	.9287
#1	120100.	4940.	122100.	2471.	7374.	972.3
#2	121300.	4975.	122500.	2472.	7381.	975.3
#3	122000.	5003.	122300.	2467.	7385.	958.4
Check ?	Chk Pass	Chk Pass	Chk Pass	Chk Pass	Chk Pass	Chk Pass
Value						
Range						

Sample Name: ICV Acquired: 1/22/2017 10:42:31 Type: QC
Method: BC011117(v8) Mode: CONC Corr. Factor: 1.000000
User: admin Custom ID1: Custom ID2: Custom ID3:
Comment:

Elem	Se196	Tl1908	V_2924	Zn2062	B_2089	Mo2020
Line	196.090 {472}	190.856 {477}	292.402 {115}	206.200 {463}	208.959 {461}	202.030 {467}
IS Ref	(Y_2243)	(Y_2243)	(Y_3600)	(Y_2243)	(Y_2243)	(Y_2243)
Units	ppb	ppb	ppb	ppb	ppb	ppb
Avg	**2432.**	**2480.**	**2448.**	**2472.**	**984.0**	**2398.**
Stddev	3.	11.	15.	10.	2.8	5.
%RSD	.1151	.4599	.6015	.4055	.2811	.2108
#1	2435.	2467.	2432.	2462.	982.3	2403.
#2	2430.	2485.	2451.	2471.	987.2	2399.
#3	2431.	2488.	2461.	2482.	982.5	2393.
Check ?	Chk Pass	Chk Pass	Chk Pass	Chk Pass	Chk Pass	Chk Pass
Value						
Range						

Elem	Sn1899	Sr4077	Ti3349	Si2881
Line	189.989 {477}	407.771 { 83}	334.941 {101}	288.158 {117}
IS Ref	(Y_2243)	(Y_3710)	(Y_3600)	(Y_2243)
Units	ppb	ppb	ppb	ppb
Avg	**980.1**	**4987.**	**9902.**	**9448.**
Stddev	4.1	13.	36.	63.
%RSD	.4181	.2570	.3646	.6698
#1	976.6	4998.	9868.	9510.
#2	984.6	4992.	9898.	9451.
#3	979.1	4973.	9940.	9383.
Check ?	Chk Pass	Chk Pass	Chk Pass	None
Value				
Range				

Int. Std.	Y_2243	Y_3600	Y_3710
Line	224.306 {450}	360.073 { 94}	371.030 { 91}
Units	Cts/S	Cts/S	Cts/S
Avg	**3839.7**	**18774.**	**7131.9**
Stddev	7.7	135.	69.7
%RSD	.19951	.71807	.97693
#1	3841.6	18920.	7198.3
#2	3846.3	18746.	7138.1
#3	3831.3	18655.	7059.4

Sample Name: ICB Acquired: 1/22/2017 10:46:01 Type: QC
Method: BC011117(v8) Mode: CONC Corr. Factor: 1.000000
User: admin Custom ID1: Custom ID2: Custom ID3:
Comment:

Elem	Al3961	As1890	Ag3280	Ba2335	Be3130	Ca3181
Line	396.152 { 85}	189.042 {478}	328.068 {103}	233.527 {445}	313.042 {108}	318.128 {106}
IS Ref	(Y_3710)	(Y_2243)	(Y_3600)	(Y_2243)	(Y_3710)	(Y_3600)
Units	ppb	ppb	ppb	ppb	ppb	ppb
Avg	**-8.551**	**1.034**	**-.5017**	**.2863**	**-.0370**	**7.514**
Stddev	22.04	2.090	.4869	.2192	.0690	2.831
%RSD	257.7	202.1	97.04	76.56	186.5	37.68
#1	16.84	3.173	-.4394	.4214	-.0037	9.625
#2	-19.86	.9322	-1.017	.0334	-.1163	4.296
#3	-22.64	-1.003	-.0490	.4042	.0090	8.620
Check ?	Chk Pass	Chk Pass	Chk Pass	Chk Pass	Chk Pass	Chk Pass
High Limit						
Low Limit						

Elem	Cd2265	Co2286	Cr2677	Cu3247	Fe2714	K_7664
Line	226.502 {449}	228.616 {447}	267.716 {126}	324.754 {104}	271.441 {124}	766.490 { 44}
IS Ref	(Y_2243)	(Y_2243)	(Y_3600)	(Y_3600)	(Y_3600)	(Y_3710)
Units	ppb	ppb	ppb	ppb	ppb	ppb
Avg	**.0310**	**.3272**	**.1959**	**.8645**	**13.22**	**32.57**
Stddev	.1756	.2744	.6168	.2468	7.15	63.75
%RSD	566.3	83.86	314.8	28.55	54.05	195.7
#1	.2044	.6109	.0129	.9964	6.349	-41.02
#2	.0353	.3074	-.3086	.5797	12.71	70.75
#3	-.1466	.0632	.8835	1.017	20.61	67.98
Check ?	Chk Pass	Chk Pass	Chk Pass	Chk Pass	Chk Pass	Chk Pass
High Limit						
Low Limit						

Elem	Mg2790	Mn2576	Na5895	Ni2316	Pb2203	Sb2068
Line	279.079 {121}	257.610 {131}	589.592 { 57}	231.604 {446}	220.353 {453}	206.833 {463}
IS Ref	(Y_3600)	(Y_3600)	(Y_3710)	(Y_2243)	(Y_2243)	(Y_2243)
Units	ppb	ppb	ppb	ppb	ppb	ppb
Avg	**3.898**	**.3976**	**-30.63**	**.0108**	**.2334**	**1.128**
Stddev	3.699	.2585	26.67	.6444	1.267	.528
%RSD	94.91	65.01	87.07	5950.	542.8	46.80
#1	3.126	.3438	-6.713	.5252	1.570	1.334
#2	.6453	.1702	-59.38	-.7120	-.9498	.5278
#3	7.922	.6787	-25.79	.2193	.0803	1.521
Check ?	Chk Pass	Chk Pass	Chk Pass	Chk Pass	Chk Pass	Chk Pass
High Limit						
Low Limit						

Sample Name: ICB Acquired: 1/22/2017 10:46:01 Type: QC
Method: BC011117(v8) Mode: CONC Corr. Factor: 1.000000
User: admin Custom ID1: Custom ID2: Custom ID3:
Comment:

Elem	Se196	Tl1908	V_2924	Zn2062	B_2089	Mo2020
Line	196.090 {472}	190.856 {477}	292.402 {115}	206.200 {463}	208.959 {461}	202.030 {467}
IS Ref	(Y_2243)	(Y_2243)	(Y_3600)	(Y_2243)	(Y_2243)	(Y_2243)
Units	ppb	ppb	ppb	ppb	ppb	ppb
Avg	**-2.387**	**3.705**	**.3023**	**-.0342**	**2.799**	**3.455**
Stddev	5.041	3.551	.8156	.1058	.634	1.043
%RSD	211.2	95.84	269.8	309.1	22.67	30.20
#1	-.4959	-.3774	.0044	.0632	3.156	2.252
#2	-8.100	6.077	-.3224	-.1468	3.174	4.109
#3	1.434	5.415	1.225	-.0191	2.066	4.005
Check ?	Chk Pass	Chk Pass	Chk Pass	Chk Pass	Chk Pass	Chk Pass
High Limit						
Low Limit						

Elem	Sn1899	Sr4077	Ti3349	Si2881
Line	189.989 {477}	407.771 { 83}	334.941 {101}	288.158 {117}
IS Ref	(Y_2243)	(Y_3710)	(Y_3600)	(Y_2243)
Units	ppb	ppb	ppb	ppb
Avg	**.4942**	**.2405**	**1.510**	**-23.07**
Stddev	.6096	.1711	.639	12.04
%RSD	123.4	71.17	42.35	52.19
#1	-.2041	.3072	1.181	-26.71
#2	.9203	.3682	1.101	-32.88
#3	.7664	.0460	2.246	-9.633
Check ?	Chk Pass	Chk Pass	Chk Pass	None
High Limit				
Low Limit				

Int. Std.	Y_2243	Y_3600	Y_3710
Line	224.306 {450}	360.073 { 94}	371.030 { 91}
Units	Cts/S	Cts/S	Cts/S
Avg	**4163.5**	**20098.**	**7356.6**
Stddev	7.9	148.	62.6
%RSD	.18875	.73649	.85039
#1	4154.7	19927.	7285.2
#2	4169.9	20193.	7401.7
#3	4166.0	20174.	7383.0

Sample Name: ICVL Acquired: 1/22/2017 10:49:53 Type: QC
Method: BC011117(v8) Mode: CONC Corr. Factor: 1.000000
User: admin Custom ID1: Custom ID2: Custom ID3:
Comment:

Elem	Al3961	As1890	Ag3280	Ba2335	Be3130	Ca3181
Line	396.152 { 85}	189.042 {478}	328.068 {103}	233.527 {445}	313.042 {108}	318.128 {106}
IS Ref	(Y_3710)	(Y_2243)	(Y_3600)	(Y_2243)	(Y_3710)	(Y_3600)
Units	ppb	ppb	ppb	ppb	ppb	ppb
Avg	**180.4**	**14.20**	**9.341**	**203.8**	**1.990**	**4941.**
Stddev	10.2	.62	.227	.4	.086	24.
%RSD	5.643	4.367	2.430	.2198	4.312	.4832
#1	169.0	14.84	9.519	203.6	1.891	4916.
#2	183.6	13.60	9.418	203.5	2.035	4943.
#3	188.5	14.16	9.085	204.3	2.044	4963.
Check ?	Chk Pass	Chk Pass	Chk Pass	Chk Pass	Chk Pass	Chk Pass
Value						
Range						

Elem	Cd2265	Co2286	Cr2677	Cu3247	Fe2714	K_7664
Line	226.502 {449}	228.616 {447}	267.716 {126}	324.754 {104}	271.441 {124}	766.490 { 44}
IS Ref	(Y_2243)	(Y_2243)	(Y_3600)	(Y_3600)	(Y_3600)	(Y_3710)
Units	ppb	ppb	ppb	ppb	ppb	ppb
Avg	**4.063**	**51.16**	**9.935**	**23.80**	**170.6**	**4462.**
Stddev	.140	.30	.380	.31	4.2	7.
%RSD	3.452	.5803	3.822	1.295	2.482	.1470
#1	3.920	50.97	9.983	23.64	168.7	4469.
#2	4.068	51.01	10.29	24.16	167.6	4456.
#3	4.201	51.50	9.534	23.61	175.4	4462.
Check ?	Chk Pass	Chk Pass	Chk Pass	Chk Pass	Chk Pass	Chk Pass
Value						
Range						

Elem	Mg2790	Mn2576	Na5895	Ni2316	Pb2203	Sb2068
Line	279.079 {121}	257.610 {131}	589.592 { 57}	231.604 {446}	220.353 {453}	206.833 {463}
IS Ref	(Y_3600)	(Y_3600)	(Y_3710)	(Y_2243)	(Y_2243)	(Y_2243)
Units	ppb	ppb	ppb	ppb	ppb	ppb
Avg	**4711.**	**15.70**	**4407.**	**41.57**	**9.883**	**19.54**
Stddev	26.	.10	17.	.46	2.037	.99
%RSD	.5417	.6091	.3810	1.099	20.61	5.050
#1	4683.	15.59	4426.	41.39	12.22	19.01
#2	4718.	15.73	4395.	42.09	8.943	20.68
#3	4733.	15.78	4400.	41.23	8.486	18.93
Check ?	Chk Pass	Chk Pass	Chk Pass	Chk Pass	Chk Pass	Chk Pass
Value						
Range						

Sample Name: ICVL Acquired: 1/22/2017 10:49:53 Type: QC
Method: BC011117(v8) Mode: CONC Corr. Factor: 1.000000
User: admin Custom ID1: Custom ID2: Custom ID3:
Comment:

Elem	Se196	Tl1908	V_2924	Zn2062	B_2089	Mo2020
Line	196.090 {472}	190.856 {477}	292.402 {115}	206.200 {463}	208.959 {461}	202.030 {467}
IS Ref	(Y_2243)	(Y_2243)	(Y_3600)	(Y_2243)	(Y_2243)	(Y_2243)
Units	ppb	ppb	ppb	ppb	ppb	ppb
Avg	**17.36**	**22.75**	**48.96**	**31.16**	**46.27**	**19.35**
Stddev	.89	2.89	.40	.11	.63	.84
%RSD	5.099	12.70	.8151	.3539	1.358	4.336
#1	18.20	20.23	48.67	31.04	45.56	18.44
#2	17.45	25.90	48.80	31.19	46.54	19.51
#3	16.44	22.12	49.42	31.25	46.72	20.09
Check ?	Chk Pass	Chk Pass	Chk Pass	Chk Pass	Chk Pass	Chk Pass
Value						
Range						

Elem	Sn1899	Sr4077	Ti3349	Si2881
Line	189.989 {477}	407.771 { 83}	334.941 {101}	288.158 {117}
IS Ref	(Y_2243)	(Y_3710)	(Y_3600)	(Y_2243)
Units	ppb	ppb	ppb	ppb
Avg	**48.15**	**19.49**	**20.03**	F **-26.41**
Stddev	.62	.23	.39	6.19
%RSD	1.288	1.180	1.944	23.42
#1	48.84	19.58	19.72	-31.07
#2	47.95	19.66	19.89	-19.39
#3	47.65	19.23	20.47	-28.77
Check ?	Chk Pass	Chk Pass	Chk Pass	Chk Fail
Value				200.0
Range				-30.50%

Int. Std.	Y_2243	Y_3600	Y_3710
Line	224.306 {450}	360.073 { 94}	371.030 { 91}
Units	Cts/S	Cts/S	Cts/S
Avg	**4110.2**	**19870.**	**7229.0**
Stddev	2.5	92.	71.8
%RSD	.06097	.46073	.99327
#1	4112.4	19870.	7250.6
#2	4107.5	19962.	7287.5
#3	4110.8	19779.	7148.9

Sample Name: ICSA 4682575 Acquired: 1/22/2017 10:53:42 Type: QC
Method: BC011117(v8) Mode: CONC Corr. Factor: 1.000000
User: admin Custom ID1: Custom ID2: Custom ID3:
Comment:

Elem	Al3961	As1890	Ag3280	Ba2335	Be3130	Ca3181
Line	396.152 { 85}	189.042 {478}	328.068 {103}	233.527 {445}	313.042 {108}	318.128 {106}
IS Ref	(Y_3710)	(Y_2243)	(Y_3600)	(Y_2243)	(Y_3710)	(Y_3600)
Units	ppb	ppb	ppb	ppb	ppb	ppb
Avg	**521900.**	**2.899**	**-3.318**	**-.0300**	**-.0056**	**517100.**
Stddev	1244.	3.035	.550	.3043	.0213	3206.
%RSD	.2383	104.7	16.57	1015.	380.5	.6201
#1	523200.	2.243	-3.676	.2956	.0014	513400.
#2	521700.	.2471	-2.685	-.3071	-.0295	518700.
#3	520700.	6.209	-3.592	-.0783	.0113	519100.
Check ?	Chk Pass	Chk Pass	Chk Pass	Chk Pass	Chk Pass	Chk Pass
High Limit						
Low Limit						

Elem	Cd2265	Co2286	Cr2677	Cu3247	Fe2714	K_7664
Line	226.502 {449}	228.616 {447}	267.716 {126}	324.754 {104}	271.441 {124}	766.490 { 44}
IS Ref	(Y_2243)	(Y_2243)	(Y_3600)	(Y_3600)	(Y_3600)	(Y_3710)
Units	ppb	ppb	ppb	ppb	ppb	ppb
Avg	**-1.737**	**-2.164**	**-3.534**	**-2.391**	**203900.**	**15.96**
Stddev	.222	.194	.450	.293	1720.	44.00
%RSD	12.76	8.946	12.73	12.27	.8434	275.6
#1	-1.529	-2.015	-3.481	-2.070	202300.	-30.94
#2	-1.970	-2.383	-3.113	-2.645	203800.	56.33
#3	-1.713	-2.095	-4.008	-2.458	205700.	22.50
Check ?	Chk Pass	Chk Pass	Chk Pass	Chk Pass	Chk Pass	Chk Pass
High Limit						
Low Limit						

Elem	Mg2790	Mn2576	Na5895	Ni2316	Pb2203	Sb2068
Line	279.079 {121}	257.610 {131}	589.592 { 57}	231.604 {446}	220.353 {453}	206.833 {463}
IS Ref	(Y_3600)	(Y_3600)	(Y_3710)	(Y_2243)	(Y_2243)	(Y_2243)
Units	ppb	ppb	ppb	ppb	ppb	ppb
Avg	**527500.**	**1.944**	**42.42**	**-2.824**	**-.3219**	**5.186**
Stddev	5978.	.037	27.81	.388	.3980	.895
%RSD	1.133	1.911	65.55	13.74	123.6	17.25
#1	521900.	1.927	13.36	-3.269	-.2182	5.128
#2	526700.	1.918	45.13	-2.560	-.7615	4.321
#3	533800.	1.986	68.78	-2.643	.0140	6.108
Check ?	Chk Pass	Chk Pass	Chk Pass	Chk Pass	Chk Pass	Chk Pass
High Limit						
Low Limit						

Sample Name: ICSA 4682575 Acquired: 1/22/2017 10:53:42 Type: QC
Method: BC011117(v8) Mode: CONC Corr. Factor: 1.000000
User: admin Custom ID1: Custom ID2: Custom ID3:
Comment:

Elem	Se196	Tl1908	V_2924	Zn2062	B_2089	Mo2020
Line	196.090 {472}	190.856 {477}	292.402 {115}	206.200 {463}	208.959 {461}	202.030 {467}
IS Ref	(Y_2243)	(Y_2243)	(Y_3600)	(Y_2243)	(Y_2243)	(Y_2243)
Units	ppb	ppb	ppb	ppb	ppb	ppb
Avg	**-1.689**	**7.309**	**1.274**	**-1.819**	**-4.698**	**1.936**
Stddev	2.873	4.542	.270	.203	.438	.521
%RSD	170.1	62.14	21.21	11.18	9.326	26.88
#1	-4.007	8.022	1.054	-1.930	-4.857	1.480
#2	-2.587	11.45	1.191	-1.942	-4.202	1.827
#3	1.526	2.453	1.575	-1.584	-5.034	2.503
Check ?	Chk Pass	Chk Pass	Chk Pass	Chk Pass	Chk Pass	Chk Pass
High Limit						
Low Limit						

Elem	Sn1899	Sr4077	Ti3349	Si2881
Line	189.989 {477}	407.771 { 83}	334.941 {101}	288.158 {117}
IS Ref	(Y_2243)	(Y_3710)	(Y_3600)	(Y_2243)
Units	ppb	ppb	ppb	ppb
Avg	**-2.318**	**-1.224**	**-2.751**	**-33.63**
Stddev	.403	.068	.362	36.80
%RSD	17.37	5.542	13.16	109.4
#1	-2.328	-1.299	-3.067	-15.52
#2	-2.716	-1.168	-2.830	-9.403
#3	-1.911	-1.206	-2.356	-75.98
Check ?	Chk Pass	Chk Pass	Chk Pass	Chk Pass
High Limit				
Low Limit				

Int. Std.	Y_2243	Y_3600	Y_3710
Line	224.306 {450}	360.073 { 94}	371.030 { 91}
Units	Cts/S	Cts/S	Cts/S
Avg	**3722.7**	**17917.**	**7115.7**
Stddev	27.6	279.	140.9
%RSD	.74191	1.5546	1.9798
#1	3752.8	18176.	7203.2
#2	3716.8	17951.	7190.7
#3	3698.5	17622.	6953.2

Sample Name: ICSAB 4871323 Acquired: 1/22/2017 10:57:40 Type: QC
Method: BC011117(v8) Mode: CONC Corr. Factor: 1.000000
User: admin Custom ID1: Custom ID2: Custom ID3:
Comment:

Elem	Al3961	As1890	Ag3280	Ba2335	Be3130	Ca3181
Line	396.152 { 85}	189.042 {478}	328.068 {103}	233.527 {445}	313.042 {108}	318.128 {106}
IS Ref	(Y_3710)	(Y_2243)	(Y_3600)	(Y_2243)	(Y_3710)	(Y_3600)
Units	ppb	ppb	ppb	ppb	ppb	ppb
Avg	**511800.**	**104.7**	**113.8**	**109.4**	**101.8**	**512700.**
Stddev	653.	1.9	.5	.3	.2	3376.
%RSD	.1276	1.801	.4198	.2604	.1499	.6584
#1	512100.	106.8	113.5	109.2	102.0	508800.
#2	512200.	104.2	113.5	109.1	101.8	514600.
#3	511000.	103.1	114.3	109.7	101.7	514700.
Check ?	Chk Pass	Chk Pass	Chk Pass	Chk Pass	Chk Pass	Chk Pass
High Limit						
Low Limit						

Elem	Cd2265	Co2286	Cr2677	Cu3247	Fe2714	K_7664
Line	226.502 {449}	228.616 {447}	267.716 {126}	324.754 {104}	271.441 {124}	766.490 { 44}
IS Ref	(Y_2243)	(Y_2243)	(Y_3600)	(Y_3600)	(Y_3600)	(Y_3710)
Units	ppb	ppb	ppb	ppb	ppb	ppb
Avg	**98.70**	**98.46**	**101.6**	**107.9**	**202200.**	**10110.**
Stddev	.30	.99	.7	.4	96.	67.
%RSD	.3077	1.001	.7057	.3857	.0476	.6612
#1	98.35	97.55	100.9	107.4	202100.	10100.
#2	98.85	98.32	101.6	108.1	202100.	10050.
#3	98.89	99.50	102.3	108.1	202300.	10180.
Check ?	Chk Pass	Chk Pass	Chk Pass	Chk Pass	Chk Pass	Chk Pass
High Limit						
Low Limit						

Elem	Mg2790	Mn2576	Na5895	Ni2316	Pb2203	Sb2068
Line	279.079 {121}	257.610 {131}	589.592 { 57}	231.604 {446}	220.353 {453}	206.833 {463}
IS Ref	(Y_3600)	(Y_3600)	(Y_3710)	(Y_2243)	(Y_2243)	(Y_2243)
Units	ppb	ppb	ppb	ppb	ppb	ppb
Avg	**522300.**	**108.4**	**10150.**	**98.19**	**101.0**	**105.9**
Stddev	307.	.2	34.	.53	2.8	.6
%RSD	.0587	.2077	.3393	.5422	2.749	.5902
#1	522000.	108.1	10120.	97.59	97.84	106.4
#2	522400.	108.5	10140.	98.36	102.5	105.2
#3	522600.	108.5	10190.	98.61	102.8	106.2
Check ?	Chk Pass	Chk Pass	Chk Pass	Chk Pass	Chk Pass	Chk Pass
High Limit						
Low Limit						

Sample Name: ICSAB 4871323 Acquired: 1/22/2017 10:57:40 Type: QC
Method: BC011117(v8) Mode: CONC Corr. Factor: 1.000000
User: admin Custom ID1: Custom ID2: Custom ID3:
Comment:

Elem	Se196	Tl1908	V_2924	Zn2062	B_2089	Mo2020
Line	196.090 {472}	190.856 {477}	292.402 {115}	206.200 {463}	208.959 {461}	202.030 {467}
IS Ref	(Y_2243)	(Y_2243)	(Y_3600)	(Y_2243)	(Y_2243)	(Y_2243)
Units	ppb	ppb	ppb	ppb	ppb	ppb
Avg	**98.67**	**103.7**	**105.9**	**103.0**	**93.83**	**99.57**
Stddev	10.11	1.4	.8	.9	1.54	1.05
%RSD	10.25	1.370	.7393	.9216	1.637	1.053
#1	104.0	103.3	105.1	102.2	93.73	98.36
#2	105.0	105.3	106.7	102.9	92.34	100.2
#3	87.00	102.5	105.8	104.1	95.41	100.1
Check ?	Chk Pass	Chk Pass	Chk Pass	Chk Pass	Chk Pass	Chk Pass
High Limit						
Low Limit						

Elem	Sn1899	Sr4077	Ti3349	Si2881
Line	189.989 {477}	407.771 { 83}	334.941 {101}	288.158 {117}
IS Ref	(Y_2243)	(Y_3710)	(Y_3600)	(Y_2243)
Units	ppb	ppb	ppb	ppb
Avg	**96.93**	**99.95**	**100.4**	**37.34**
Stddev	2.33	.04	.8	34.67
%RSD	2.406	.0393	.8019	92.85
#1	94.34	99.91	99.92	64.87
#2	98.86	99.99	101.3	-1.594
#3	97.58	99.95	99.93	48.75
Check ?	Chk Pass	Chk Pass	Chk Pass	Chk Pass
High Limit				
Low Limit				

Int. Std.	Y_2243	Y_3600	Y_3710
Line	224.306 {450}	360.073 { 94}	371.030 { 91}
Units	Cts/S	Cts/S	Cts/S
Avg	**3729.9**	**17846.**	**6997.9**
Stddev	16.0	43.	70.9
%RSD	.42820	.24037	1.0138
#1	3737.8	17862.	6916.4
#2	3740.4	17878.	7045.8
#3	3711.5	17797.	7031.6

Sample Name: INT-10A 4682579 Acquired: 1/22/2017 11:01:29 Type: QC
Method: BC011117(v8) Mode: CONC Corr. Factor: 1.000000
User: admin Custom ID1: Custom ID2: Custom ID3:
Comment:

Elem	Al3961	As1890	Ag3280	Ba2335	Be3130	Ca3181
Line	396.152 { 85}	189.042 {478}	328.068 {103}	233.527 {445}	313.042 {108}	318.128 {106}
IS Ref	(Y_3710)	(Y_2243)	(Y_3600)	(Y_2243)	(Y_3710)	(Y_3600)
Units	ppb	ppb	ppb	ppb	ppb	ppb
Avg	**-7.831**	**4.065**	**-8.935**	**.7386**	**2.379**	**20.74**
Stddev	22.53	2.060	.578	.2271	.018	4.21
%RSD	287.7	50.67	6.468	30.75	.7429	20.32
#1	16.55	2.138	-8.678	.7882	2.374	25.56
#2	-12.19	3.821	-9.597	.4908	2.365	17.76
#3	-27.86	6.236	-8.530	.9369	2.399	18.91
Check ?	Chk Pass	Chk Pass	Chk Pass	Chk Pass	Chk Pass	Chk Pass
High Limit						
Low Limit						

Elem	Cd2265	Co2286	Cr2677	Cu3247	Fe2714	K_7664
Line	226.502 {449}	228.616 {447}	267.716 {126}	324.754 {104}	271.441 {124}	766.490 { 44}
IS Ref	(Y_2243)	(Y_2243)	(Y_3600)	(Y_3600)	(Y_3600)	(Y_3710)
Units	ppb	ppb	ppb	ppb	ppb	ppb
Avg	**-.0489**	**10800.**	**.1429**	**-1.245**	**91.28**	**7.301**
Stddev	.0622	17.	.3222	.090	7.88	21.12
%RSD	127.3	.1588	225.5	7.199	8.629	289.3
#1	-.0975	10820.	.5079	-1.152	100.1	-2.776
#2	.0213	10790.	-.1018	-1.331	88.87	-6.894
#3	-.0704	10780.	.0225	-1.253	84.88	31.57
Check ?	Chk Pass	Chk Pass	Chk Pass	Chk Pass	Chk Pass	Chk Pass
High Limit						
Low Limit						

Elem	Mg2790	Mn2576	Na5895	Ni2316	Pb2203	Sb2068
Line	279.079 {121}	257.610 {131}	589.592 { 57}	231.604 {446}	220.353 {453}	206.833 {463}
IS Ref	(Y_3600)	(Y_3600)	(Y_3710)	(Y_2243)	(Y_2243)	(Y_2243)
Units	ppb	ppb	ppb	ppb	ppb	ppb
Avg	**3.327**	**-.0988**	**49.37**	**-1.910**	**-6.013**	**-25.83**
Stddev	3.767	.0472	6.54	.206	1.517	.36
%RSD	113.2	47.79	13.25	10.77	25.23	1.388
#1	6.750	-.1192	55.96	-1.924	-7.283	-26.22
#2	-.7095	-.0448	42.88	-1.698	-4.333	-25.51
#3	3.940	-.1324	49.27	-2.108	-6.422	-25.77
Check ?	Chk Pass	Chk Pass	Chk Pass	Chk Pass	Chk Pass	Chk Pass
High Limit						
Low Limit						

Sample Name: INT-10A 4682579 Acquired: 1/22/2017 11:01:29 Type: QC
Method: BC011117(v8) Mode: CONC Corr. Factor: 1.000000
User: admin Custom ID1: Custom ID2: Custom ID3:
Comment:

Elem	Se196	Tl1908	V_2924	Zn2062	B_2089	Mo2020
Line	196.090 {472}	190.856 {477}	292.402 {115}	206.200 {463}	208.959 {461}	202.030 {467}
IS Ref	(Y_2243)	(Y_2243)	(Y_3600)	(Y_2243)	(Y_2243)	(Y_2243)
Units	ppb	ppb	ppb	ppb	ppb	ppb
Avg	**-10.01**	F **46.84**	**5031.**	**1.363**	**-33.74**	**-.7626**
Stddev	3.58	2.81	8.	.099	.86	.0298
%RSD	35.73	6.007	.1607	7.268	2.562	3.901
#1	-12.74	45.08	5040.	1.470	-32.76	-.7284
#2	-11.33	45.35	5028.	1.344	-34.42	-.7823
#3	-5.961	50.09	5024.	1.274	-34.03	-.7771
Check ?	Chk Pass	Chk Fail	Chk Pass	Chk Pass	Chk Pass	Chk Pass
High Limit		40.00				
Low Limit		-40.00				

Elem	Sn1899	Sr4077	Ti3349	Si2881
Line	189.989 {477}	407.771 { 83}	334.941 {101}	288.158 {117}
IS Ref	(Y_2243)	(Y_3710)	(Y_3600)	(Y_2243)
Units	ppb	ppb	ppb	ppb
Avg	**10250.**	**10090.**	**.0001**	**9118.**
Stddev	26.	35.	.4661	346.
%RSD	.2493	.3466	381400.	3.791
#1	10280.	10100.	-.3448	8907.
#2	10230.	10110.	-.1852	8930.
#3	10230.	10050.	.5304	9517.
Check ?	Chk Pass	Chk Pass	Chk Pass	Chk Pass
High Limit				
Low Limit				

Int. Std.	Y_2243	Y_3600	Y_3710
Line	224.306 {450}	360.073 { 94}	371.030 { 91}
Units	Cts/S	Cts/S	Cts/S
Avg	**4174.4**	**20294.**	**7317.9**
Stddev	73.1	454.	266.7
%RSD	1.7515	2.2363	3.6440
#1	4090.2	19806.	7107.4
#2	4211.3	20372.	7228.5
#3	4221.6	20704.	7617.8

Sample Name: INT-10B 4682581 Acquired: 1/22/2017 11:05:26 Type: QC
Method: BC011117(v8) Mode: CONC Corr. Factor: 1.000000
User: admin Custom ID1: Custom ID2: Custom ID3:
Comment:

Elem	Al3961	As1890	Ag3280	Ba2335	Be3130	Ca3181
Line	396.152 { 85}	189.042 {478}	328.068 {103}	233.527 {445}	313.042 {108}	318.128 {106}
IS Ref	(Y_3710)	(Y_2243)	(Y_3600)	(Y_2243)	(Y_3710)	(Y_3600)
Units	ppb	ppb	ppb	ppb	ppb	ppb
Avg	**46.40**	**-14.13**	**.2034**	**-.0274**	**4.238**	**33.99**
Stddev	13.28	1.64	.5620	.2459	.069	5.87
%RSD	28.61	11.61	276.4	896.5	1.624	17.28
#1	46.05	-15.81	.0897	-.2565	4.266	32.85
#2	59.85	-14.06	-.2932	-.0582	4.289	40.35
#3	33.30	-12.53	.8135	.2324	4.160	28.77
Check ?	Chk Pass	Chk Pass	Chk Pass	Chk Pass	Chk Pass	Chk Pass
High Limit						
Low Limit						

Elem	Cd2265	Co2286	Cr2677	Cu3247	Fe2714	K_7664
Line	226.502 {449}	228.616 {447}	267.716 {126}	324.754 {104}	271.441 {124}	766.490 { 44}
IS Ref	(Y_2243)	(Y_2243)	(Y_3600)	(Y_3600)	(Y_3600)	(Y_3710)
Units	ppb	ppb	ppb	ppb	ppb	ppb
Avg	**-.3866**	**1.918**	**10630.**	**10070.**	**-1.514**	**21.33**
Stddev	.0575	.144	26.	24.	10.39	10.88
%RSD	14.87	7.493	.2419	.2372	686.1	51.00
#1	-.4284	1.983	10650.	10040.	-11.46	33.67
#2	-.3211	1.753	10600.	10070.	9.264	17.15
#3	-.4104	2.018	10640.	10090.	-2.348	13.16
Check ?	Chk Pass	Chk Pass	Chk Pass	Chk Pass	Chk Pass	Chk Pass
High Limit						
Low Limit						

Elem	Mg2790	Mn2576	Na5895	Ni2316	Pb2203	Sb2068
Line	279.079 {121}	257.610 {131}	589.592 { 57}	231.604 {446}	220.353 {453}	206.833 {463}
IS Ref	(Y_3600)	(Y_3600)	(Y_3710)	(Y_2243)	(Y_2243)	(Y_2243)
Units	ppb	ppb	ppb	ppb	ppb	ppb
Avg	**-1.861**	**10520.**	**34.25**	**11030.**	**-16.41**	**-10.79**
Stddev	4.887	20.	23.62	20.	.68	3.23
%RSD	262.6	.1922	68.97	.1785	4.155	29.93
#1	1.188	10530.	60.09	11050.	-16.76	-14.52
#2	-7.498	10500.	28.90	11030.	-16.85	-8.914
#3	.7264	10530.	13.77	11020.	-15.62	-8.934
Check ?	Chk Pass	Chk Pass	Chk Pass	Chk Pass	Chk Pass	Chk Pass
High Limit						
Low Limit						

Sample Name: INT-10B 4682581 Acquired: 1/22/2017 11:05:26 Type: QC
Method: BC011117(v8) Mode: CONC Corr. Factor: 1.000000
User: admin Custom ID1: Custom ID2: Custom ID3:
Comment:

Elem	Se196	Tl1908	V_2924	Zn2062	B_2089	Mo2020
Line	196.090 {472}	190.856 {477}	292.402 {115}	206.200 {463}	208.959 {461}	202.030 {467}
IS Ref	(Y_2243)	(Y_2243)	(Y_3600)	(Y_2243)	(Y_2243)	(Y_2243)
Units	ppb	ppb	ppb	ppb	ppb	ppb
Avg	**-2.781**	**21.34**	**10.59**	**.0176**	**86.43**	**5025.**
Stddev	.298	2.05	.73	.1051	1.39	8.
%RSD	10.73	9.621	6.911	596.5	1.608	.1610
#1	-2.680	20.74	10.38	-.1025	86.45	5024.
#2	-2.546	23.63	11.41	.0629	87.81	5034.
#3	-3.117	19.66	9.994	.0925	85.03	5018.
Check ?	Chk Pass	Chk Pass	Chk Pass	Chk Pass	Chk Pass	Chk Pass
High Limit						
Low Limit						

Elem	Sn1899	Sr4077	Ti3349	Si2881
Line	189.989 {477}	407.771 { 83}	334.941 {101}	288.158 {117}
IS Ref	(Y_2243)	(Y_3710)	(Y_3600)	(Y_2243)
Units	ppb	ppb	ppb	ppb
Avg	**8.556**	**.4011**	**10180.**	**-98.95**
Stddev	.170	.3775	7.	22.85
%RSD	1.981	94.11	.0683	23.09
#1	8.706	.8354	10180.	-105.8
#2	8.372	.1517	10180.	-117.6
#3	8.590	.2163	10190.	-73.45
Check ?	Chk Pass	Chk Pass	Chk Pass	Chk Pass
High Limit				
Low Limit				

Int. Std.	Y_2243	Y_3600	Y_3710
Line	224.306 {450}	360.073 { 94}	371.030 { 91}
Units	Cts/S	Cts/S	Cts/S
Avg	**4007.1**	**20112.**	**7271.2**
Stddev	38.0	163.	45.7
%RSD	.94848	.81062	.62902
#1	3965.5	19936.	7264.9
#2	4040.0	20258.	7228.9
#3	4015.8	20144.	7319.7

Sample Name: lcs 460-415552/2-a Acquired: 1/22/2017 11:09:09 Type: QC
Method: BC011117(v8) Mode: CONC Corr. Factor: 1.000000
User: admin Custom ID1: Custom ID2: Custom ID3:
Comment:

Elem	Al3961	As1890	Ag3280	Ba2335	Be3130	Ca3181
Line	396.152 { 85}	189.042 {478}	328.068 {103}	233.527 {445}	313.042 {108}	318.128 {106}
IS Ref	(Y_3710)	(Y_2243)	(Y_3600)	(Y_2243)	(Y_3710)	(Y_3600)
Units	ppb	ppb	ppb	ppb	ppb	ppb
Avg	**1982.**	**2005.**	**51.28**	**2139.**	**50.57**	**19960.**
Stddev	7.	13.	.38	6.	.06	254.
%RSD	.3448	.6693	.7395	.2964	.1175	1.271
#1	1989.	1989.	51.11	2132.	50.53	20170.
#2	1975.	2012.	51.72	2144.	50.64	20030.
#3	1980.	2013.	51.02	2142.	50.55	19680.
Check ?	Chk Pass	Chk Pass	Chk Pass	Chk Pass	Chk Pass	Chk Pass
Value						
Range						

Elem	Cd2265	Co2286	Cr2677	Cu3247	Fe2714	K_7664
Line	226.502 {449}	228.616 {447}	267.716 {126}	324.754 {104}	271.441 {124}	766.490 { 44}
IS Ref	(Y_2243)	(Y_2243)	(Y_3600)	(Y_3600)	(Y_3600)	(Y_3710)
Units	ppb	ppb	ppb	ppb	ppb	ppb
Avg	**52.80**	**525.0**	**213.1**	**253.0**	**1010.**	**19010.**
Stddev	.33	2.8	2.7	.8	8.	26.
%RSD	.6158	.5354	1.289	.3292	.7569	.1363
#1	52.45	523.3	214.6	253.7	1014.	18990.
#2	52.86	523.5	214.8	253.1	1014.	19040.
#3	53.09	528.3	210.0	252.0	1001.	19010.
Check ?	Chk Pass	Chk Pass	Chk Pass	Chk Pass	Chk Pass	Chk Pass
Value						
Range						

Elem	Mg2790	Mn2576	Na5895	Ni2316	Pb2203	Sb2068
Line	279.079 {121}	257.610 {131}	589.592 { 57}	231.604 {446}	220.353 {453}	206.833 {463}
IS Ref	(Y_3600)	(Y_3600)	(Y_3710)	(Y_2243)	(Y_2243)	(Y_2243)
Units	ppb	ppb	ppb	ppb	ppb	ppb
Avg	**19690.**	**526.2**	**19940.**	**532.6**	**538.7**	**498.6**
Stddev	283.	5.1	48.	3.3	1.7	5.4
%RSD	1.439	.9776	.2396	.6229	.3136	1.085
#1	19880.	530.2	19900.	533.8	537.1	497.1
#2	19820.	528.2	19990.	528.8	538.5	494.0
#3	19360.	520.4	19910.	535.1	540.5	504.5
Check ?	Chk Pass	Chk Pass	Chk Pass	Chk Pass	Chk Pass	Chk Pass
Value						
Range						

Sample Name: lcs 460-415552/2-a Acquired: 1/22/2017 11:09:09 Type: QC
Method: BC011117(v8) Mode: CONC Corr. Factor: 1.000000
User: admin Custom ID1: Custom ID2: Custom ID3:
Comment:

Elem	Se196	Tl1908	V_2924	Zn2062	B_2089	Mo2020
Line	196.090 {472}	190.856 {477}	292.402 {115}	206.200 {463}	208.959 {461}	202.030 {467}
IS Ref	(Y_2243)	(Y_2243)	(Y_3600)	(Y_2243)	(Y_2243)	(Y_2243)
Units	ppb	ppb	ppb	ppb	ppb	ppb
Avg	**2004.**	**2121.**	**517.5**	**544.4**	**494.1**	**504.2**
Stddev	17.	6.	5.0	1.0	3.5	2.0
%RSD	.8534	.2636	.9733	.1778	.7143	.3881
#1	1985.	2114.	520.6	543.9	490.7	502.1
#2	2012.	2125.	520.3	543.8	494.0	504.5
#3	2017.	2123.	511.7	545.5	497.7	506.0
Check ?	Chk Pass	Chk Pass	Chk Pass	Chk Pass	Chk Pass	Chk Pass
Value						
Range						

Elem	Sn1899	Sr4077	Ti3349	Si2881
Line	189.989 {477}	407.771 { 83}	334.941 {101}	288.158 {117}
IS Ref	(Y_2243)	(Y_3710)	(Y_3600)	(Y_2243)
Units	ppb	ppb	ppb	ppb
Avg	**514.5**	**507.3**	**508.4**	**29.00**
Stddev	.9	1.8	.4	10.76
%RSD	.1802	.3494	.0751	37.10
#1	513.8	505.3	508.5	16.78
#2	515.6	507.9	508.8	33.17
#3	514.3	508.7	508.0	37.05
Check ?	Chk Pass	Chk Pass	Chk Pass	None
Value				
Range				

Int. Std.	Y_2243	Y_3600	Y_3710
Line	224.306 {450}	360.073 { 94}	371.030 { 91}
Units	Cts/S	Cts/S	Cts/S
Avg	**4103.0**	**20078.**	**7378.5**
Stddev	14.7	473.	196.3
%RSD	.35775	2.3579	2.6605
#1	4087.3	19711.	7218.9
#2	4105.5	19911.	7318.8
#3	4116.3	20612.	7597.7

Sample Name: pds 460-127043-a-3-b Acquired: 1/22/2017 11:12:46 Type: Unk
Method: BC011117(v8) Mode: CONC Corr. Factor: 1.000000
User: admin Custom ID1: Custom ID2: Custom ID3:
Comment:

Elem	Al3961	As1890	Ag3280	Ba2335	Be3130	Ca3181
Line	396.152 { 85}	189.042 {478}	328.068 {103}	233.527 {445}	313.042 {108}	318.128 {106}
IS Ref	(Y_3710)	(Y_2243)	(Y_3600)	(Y_2243)	(Y_3710)	(Y_3600)
Units	ppb	ppb	ppb	ppb	ppb	ppb
Avg	**49760.**	**2553.**	**49.07**	**3128.**	**51.06**	F **333000.**
Stddev	73.	4.	.45	2.	.13	995.
%RSD	.1473	.1621	.9201	.0548	.2487	.2989
#1	49760.	2549.	49.56	3126.	50.96	333700.
#2	49680.	2557.	48.67	3128.	51.03	331900.
#3	49820.	2553.	48.99	3130.	51.20	333400.
Check ?	Chk Pass	Chk Pass	Chk Pass	Chk Pass	Chk Pass	Chk Fail
High Limit						250000.
Low Limit						-200.0

Elem	Cd2265	Co2286	Cr2677	Cu3247	Fe2714	K_7664
Line	226.502 {449}	228.616 {447}	267.716 {126}	324.754 {104}	271.441 {124}	766.490 { 44}
IS Ref	(Y_2243)	(Y_2243)	(Y_3600)	(Y_3600)	(Y_3600)	(Y_3710)
Units	ppb	ppb	ppb	ppb	ppb	ppb
Avg	**50.19**	**560.8**	**309.1**	**382.1**	**83570.**	**22770.**
Stddev	.18	.7	.7	3.1	189.	78.
%RSD	.3552	.1273	.2197	.8057	.2256	.3437
#1	50.14	560.9	308.5	382.9	83670.	22700.
#2	50.39	561.4	308.8	378.6	83350.	22770.
#3	50.05	560.0	309.8	384.6	83690.	22850.
Check ?	Chk Pass	Chk Pass	Chk Pass	Chk Pass	Chk Pass	Chk Pass
High Limit						
Low Limit						

Elem	Mg2790	Mn2576	Na5895	Ni2316	Pb2203	Sb2068
Line	279.079 {121}	257.610 {131}	589.592 { 57}	231.604 {446}	220.353 {453}	206.833 {463}
IS Ref	(Y_3600)	(Y_3600)	(Y_3710)	(Y_2243)	(Y_2243)	(Y_2243)
Units	ppb	ppb	ppb	ppb	ppb	ppb
Avg	**58360.**	**2452.**	**46880.**	**1044.**	**679.1**	**592.5**
Stddev	138.	5.	137.	2.	1.9	3.6
%RSD	.2368	.1932	.2926	.2046	.2792	.6041
#1	58500.	2455.	46850.	1047.	680.0	588.4
#2	58220.	2447.	46760.	1042.	680.3	595.0
#3	58370.	2455.	47030.	1044.	676.9	594.1
Check ?	Chk Pass	Chk Pass	Chk Pass	Chk Pass	Chk Pass	Chk Pass
High Limit						
Low Limit						

Sample Name: pds 460-127043-a-3-b Acquired: 1/22/2017 11:12:46 Type: Unk
Method: BC011117(v8) Mode: CONC Corr. Factor: 1.000000
User: admin Custom ID1: Custom ID2: Custom ID3:
Comment:

Elem	Se196	Tl1908	V_2924	Zn2062	B_2089	Mo2020
Line	196.090 {472}	190.856 {477}	292.402 {115}	206.200 {463}	208.959 {461}	202.030 {467}
IS Ref	(Y_2243)	(Y_2243)	(Y_3600)	(Y_2243)	(Y_2243)	(Y_2243)
Units	ppb	ppb	ppb	ppb	ppb	ppb
Avg	**2042.**	**1981.**	**1204.**	**1358.**	**682.0**	**507.4**
Stddev	6.	15.	2.	4.	3.6	2.2
%RSD	.3044	.7687	.1468	.2827	.5257	.4404
#1	2035.	1967.	1205.	1362.	679.2	506.7
#2	2047.	1979.	1202.	1355.	680.8	505.7
#3	2043.	1997.	1206.	1359.	686.0	509.9
Check ?	Chk Pass	Chk Pass	Chk Pass	Chk Pass	Chk Pass	Chk Pass
High Limit						
Low Limit						

Elem	Sn1899	Sr4077	Ti3349	Si2881
Line	189.989 {477}	407.771 { 83}	334.941 {101}	288.158 {117}
IS Ref	(Y_2243)	(Y_3710)	(Y_3600)	(Y_2243)
Units	ppb	ppb	ppb	ppb
Avg	**505.0**	**1200.**	**1240.**	**1190.**
Stddev	1.5	5.	2.	7.
%RSD	.2979	.4170	.1252	.5709
#1	506.3	1200.	1241.	1183.
#2	503.4	1196.	1238.	1192.
#3	505.2	1206.	1240.	1196.
Check ?	Chk Pass	Chk Pass	Chk Pass	Chk Pass
High Limit				
Low Limit				

Int. Std.	Y_2243	Y_3600	Y_3710
Line	224.306 {450}	360.073 { 94}	371.030 { 91}
Units	Cts/S	Cts/S	Cts/S
Avg	**3946.7**	**19444.**	**7413.8**
Stddev	34.5	203.	130.6
%RSD	.87337	1.0449	1.7610
#1	3908.2	19209.	7309.0
#2	3957.2	19559.	7372.3
#3	3974.7	19564.	7560.1

Sample Name: 460-127043-a-3-d ms Acquired: 1/22/2017 11:16:19 Type: Unk
Method: BC011117(v8) Mode: CONC Corr. Factor: 1.000000
User: admin Custom ID1: Custom ID2: Custom ID3:
Comment:

Elem	Al3961	As1890	Ag3280	Ba2335	Be3130	Ca3181
Line	396.152 { 85}	189.042 {478}	328.068 {103}	233.527 {445}	313.042 {108}	318.128 {106}
IS Ref	(Y_3710)	(Y_2243)	(Y_3600)	(Y_2243)	(Y_3710)	(Y_3600)
Units	ppb	ppb	ppb	ppb	ppb	ppb
Avg	**65170.**	**1585.**	**21.09**	**2228.**	**25.82**	F **357000.**
Stddev	173.	10.	.09	2.	.22	516.
%RSD	.2658	.6359	.4464	.0782	.8471	.1446
#1	65130.	1581.	20.98	2227.	25.72	357200.
#2	65350.	1597.	21.12	2230.	26.08	356400.
#3	65010.	1578.	21.16	2226.	25.68	357300.
Check ?	Chk Pass	Chk Pass	Chk Pass	Chk Pass	Chk Pass	Chk Fail
High Limit						250000.
Low Limit						-200.0

Elem	Cd2265	Co2286	Cr2677	Cu3247	Fe2714	K_7664
Line	226.502 {449}	228.616 {447}	267.716 {126}	324.754 {104}	271.441 {124}	766.490 { 44}
IS Ref	(Y_2243)	(Y_2243)	(Y_3600)	(Y_3600)	(Y_3600)	(Y_3710)
Units	ppb	ppb	ppb	ppb	ppb	ppb
Avg	**25.11**	**319.9**	**225.5**	**267.0**	**92560.**	**13250.**
Stddev	.12	1.0	1.1	.8	93.	101.
%RSD	.4659	.3030	.4970	.2823	.1006	.7582
#1	25.02	320.7	224.3	266.4	92520.	13170.
#2	25.24	320.1	226.6	266.8	92490.	13360.
#3	25.06	318.8	225.6	267.8	92660.	13220.
Check ?	Chk Pass	Chk Pass	Chk Pass	Chk Pass	Chk Pass	Chk Pass
High Limit						
Low Limit						

Elem	Mg2790	Mn2576	Na5895	Ni2316	Pb2203	Sb2068
Line	279.079 {121}	257.610 {131}	589.592 { 57}	231.604 {446}	220.353 {453}	206.833 {463}
IS Ref	(Y_3600)	(Y_3600)	(Y_3710)	(Y_2243)	(Y_2243)	(Y_2243)
Units	ppb	ppb	ppb	ppb	ppb	ppb
Avg	**53270.**	**2405.**	**39380.**	**1135.**	**452.3**	**268.0**
Stddev	45.	2.	74.	2.	1.8	3.4
%RSD	.0847	.0868	.1879	.1344	.3932	1.277
#1	53300.	2403.	39380.	1136.	450.5	270.2
#2	53220.	2407.	39460.	1135.	452.4	269.8
#3	53290.	2405.	39310.	1133.	454.0	264.1
Check ?	Chk Pass	Chk Pass	Chk Pass	Chk Pass	Chk Pass	Chk Pass
High Limit						
Low Limit						

Sample Name: 460-127043-a-3-d ms Acquired: 1/22/2017 11:16:19 Type: Unk
Method: BC011117(v8) Mode: CONC Corr. Factor: 1.000000
User: admin Custom ID1: Custom ID2: Custom ID3:
Comment:

Elem	Se196	Tl1908	V_2924	Zn2062	B_2089	Mo2020
Line	196.090 {472}	190.856 {477}	292.402 {115}	206.200 {463}	208.959 {461}	202.030 {467}
IS Ref	(Y_2243)	(Y_2243)	(Y_3600)	(Y_2243)	(Y_2243)	(Y_2243)
Units	ppb	ppb	ppb	ppb	ppb	ppb
Avg	**998.0**	**964.7**	**1118.**	**1211.**	**448.1**	**254.5**
Stddev	6.1	8.7	1.	2.	.2	.5
%RSD	.6090	.8974	.1290	.1662	.0466	.2123
#1	997.9	955.7	1118.	1213.	448.1	254.2
#2	992.0	965.3	1117.	1210.	448.3	255.1
#3	1004.	973.0	1120.	1210.	447.9	254.2
Check ?	Chk Pass	Chk Pass	Chk Pass	Chk Pass	Chk Pass	Chk Pass
High Limit						
Low Limit						

Elem	Sn1899	Sr4077	Ti3349	Si2881
Line	189.989 {477}	407.771 { 83}	334.941 {101}	288.158 {117}
IS Ref	(Y_2243)	(Y_3710)	(Y_3600)	(Y_2243)
Units	ppb	ppb	ppb	ppb
Avg	**241.3**	**1002.**	**1018.**	**1409.**
Stddev	1.8	2.	2.	25.
%RSD	.7419	.2280	.1954	1.807
#1	241.3	1002.	1017.	1406.
#2	239.4	1004.	1018.	1436.
#3	243.0	999.2	1021.	1385.
Check ?	Chk Pass	Chk Pass	Chk Pass	Chk Pass
High Limit				
Low Limit				

Int. Std.	Y_2243	Y_3600	Y_3710
Line	224.306 {450}	360.073 { 94}	371.030 { 91}
Units	Cts/S	Cts/S	Cts/S
Avg	**3940.1**	**19187.**	**7347.6**
Stddev	30.1	169.	105.8
%RSD	.76425	.88016	1.4404
#1	3910.8	18993.	7226.1
#2	3938.5	19269.	7397.2
#3	3971.0	19299.	7419.5

Sample Name: 460-127043-a-3-c du Acquired: 1/22/2017 11:19:56 Type: Unk
Method: BC011117(v8) Mode: CONC Corr. Factor: 1.000000
User: admin Custom ID1: Custom ID2: Custom ID3:
Comment:

Elem	Al3961	As1890	Ag3280	Ba2335	Be3130	Ca3181
Line	396.152 { 85}	189.042 {478}	328.068 {103}	233.527 {445}	313.042 {108}	318.128 {106}
IS Ref	(Y_3710)	(Y_2243)	(Y_3600)	(Y_2243)	(Y_3710)	(Y_3600)
Units	ppb	ppb	ppb	ppb	ppb	ppb
Avg	**48470.**	**537.7**	**-3.808**	**1087.**	**1.061**	F **325000.**
Stddev	55.	4.5	.820	1.	.102	2790.
%RSD	.1141	.8419	21.52	.0665	9.647	.8584
#1	48430.	532.6	-3.150	1088.	1.121	324200.
#2	48530.	541.2	-4.726	1088.	.9428	322600.
#3	48440.	539.4	-3.549	1087.	1.120	328100.
Check ?	Chk Pass	Chk Pass	Chk Pass	Chk Pass	Chk Pass	Chk Fail
High Limit						250000.
Low Limit						-200.0

Elem	Cd2265	Co2286	Cr2677	Cu3247	Fe2714	K_7664
Line	226.502 {449}	228.616 {447}	267.716 {126}	324.754 {104}	271.441 {124}	766.490 { 44}
IS Ref	(Y_2243)	(Y_2243)	(Y_3600)	(Y_3600)	(Y_3600)	(Y_3710)
Units	ppb	ppb	ppb	ppb	ppb	ppb
Avg	**.5280**	**60.22**	**109.0**	**129.4**	**85420.**	**3236.**
Stddev	.0783	.10	.6	.3	454.	34.
%RSD	14.82	.1678	.5648	.2130	.5309	1.039
#1	.5447	60.16	108.5	129.2	85440.	3205.
#2	.4427	60.17	108.8	129.8	84960.	3230.
#3	.5966	60.34	109.7	129.3	85860.	3271.
Check ?	Chk Pass	Chk Pass	Chk Pass	Chk Pass	Chk Pass	Chk Pass
High Limit						
Low Limit						

Elem	Mg2790	Mn2576	Na5895	Ni2316	Pb2203	Sb2068
Line	279.079 {121}	257.610 {131}	589.592 { 57}	231.604 {446}	220.353 {453}	206.833 {463}
IS Ref	(Y_3600)	(Y_3600)	(Y_3710)	(Y_2243)	(Y_2243)	(Y_2243)
Units	ppb	ppb	ppb	ppb	ppb	ppb
Avg	**40050.**	**2000.**	**26440.**	**561.3**	**181.1**	**100.1**
Stddev	392.	10.	111.	1.4	.4	3.1
%RSD	.9786	.5137	.4182	.2542	.2288	3.050
#1	40020.	1997.	26330.	561.1	181.4	99.21
#2	39680.	1993.	26550.	560.0	181.3	103.5
#3	40460.	2012.	26440.	562.8	180.7	97.57
Check ?	Chk Pass	Chk Pass	Chk Pass	Chk Pass	Chk Pass	Chk Pass
High Limit						
Low Limit						

Sample Name: 460-127043-a-3-c du Acquired: 1/22/2017 11:19:56 Type: Unk
Method: BC011117(v8) Mode: CONC Corr. Factor: 1.000000
User: admin Custom ID1: Custom ID2: Custom ID3:
Comment:

Elem	Se196	Tl1908	V_2924	Zn2062	B_2089	Mo2020
Line	196.090 {472}	190.856 {477}	292.402 {115}	206.200 {463}	208.959 {461}	202.030 {467}
IS Ref	(Y_2243)	(Y_2243)	(Y_3600)	(Y_2243)	(Y_2243)	(Y_2243)
Units	ppb	ppb	ppb	ppb	ppb	ppb
Avg	**34.60**	**6.670**	**728.0**	**898.1**	**193.2**	**17.57**
Stddev	2.75	1.616	4.7	6.0	1.3	.63
%RSD	7.950	24.23	.6492	.6639	.6632	3.562
#1	37.58	8.536	726.0	894.4	193.4	16.88
#2	34.09	5.781	724.5	895.0	194.4	17.75
#3	32.15	5.695	733.4	905.0	191.8	18.09
Check ?	Chk Pass	Chk Pass	Chk Pass	Chk Pass	Chk Pass	Chk Pass
High Limit						
Low Limit						

Elem	Sn1899	Sr4077	Ti3349	Si2881
Line	189.989 {477}	407.771 { 83}	334.941 {101}	288.158 {117}
IS Ref	(Y_2243)	(Y_3710)	(Y_3600)	(Y_2243)
Units	ppb	ppb	ppb	ppb
Avg	**12.18**	**691.5**	**747.9**	**1287.**
Stddev	.81	1.4	2.0	7.
%RSD	6.619	.2009	.2710	.5269
#1	12.72	691.1	745.6	1284.
#2	12.56	693.0	749.2	1282.
#3	11.25	690.3	749.0	1295.
Check ?	Chk Pass	Chk Pass	Chk Pass	Chk Pass
High Limit				
Low Limit				

Int. Std.	Y_2243	Y_3600	Y_3710
Line	224.306 {450}	360.073 { 94}	371.030 { 91}
Units	Cts/S	Cts/S	Cts/S
Avg	**3914.8**	**19197.**	**7380.0**
Stddev	37.8	283.	51.9
%RSD	.96489	1.4723	.70271
#1	3930.9	19190.	7330.1
#2	3941.8	19484.	7433.6
#3	3871.6	18919.	7376.3

Sample Name: 460-127043-a-3-b@4 Acquired: 1/22/2017 11:23:38 Type: Unk
Method: BC011117(v8) Mode: CONC Corr. Factor: 1.000000
User: admin Custom ID1: Custom ID2: Custom ID3:
Comment:

Elem	Al3961	As1890	Ag3280	Ba2335	Be3130	Ca3181
Line	396.152 { 85}	189.042 {478}	328.068 {103}	233.527 {445}	313.042 {108}	318.128 {106}
IS Ref	(Y_3710)	(Y_2243)	(Y_3600)	(Y_2243)	(Y_3710)	(Y_3600)
Units	ppb	ppb	ppb	ppb	ppb	ppb
Avg	**48200.**	**538.3**	**-3.694**	**1077.**	**.9529**	F **319500.**
Stddev	289.	2.1	.505	1.	.0092	5046.
%RSD	.6001	.3984	13.67	.0902	.9680	1.579
#1	47880.	536.4	-4.274	1076.	.9601	313900.
#2	48250.	537.8	-3.351	1078.	.9562	320900.
#3	48450.	540.6	-3.457	1077.	.9425	323800.
Check ?	Chk Pass	Chk Pass	Chk Pass	Chk Pass	Chk Pass	Chk Fail
High Limit						250000.
Low Limit						-200.0

Elem	Cd2265	Co2286	Cr2677	Cu3247	Fe2714	K_7664
Line	226.502 {449}	228.616 {447}	267.716 {126}	324.754 {104}	271.441 {124}	766.490 { 44}
IS Ref	(Y_2243)	(Y_2243)	(Y_3600)	(Y_3600)	(Y_3600)	(Y_3710)
Units	ppb	ppb	ppb	ppb	ppb	ppb
Avg	**.5971**	**59.60**	**107.2**	**129.6**	**84360.**	**3178.**
Stddev	.0133	.52	2.4	.2	991.	15.
%RSD	2.222	.8730	2.235	.1741	1.174	.4577
#1	.6119	59.10	104.6	129.4	83280.	3194.
#2	.5932	60.14	107.5	129.8	84550.	3175.
#3	.5862	59.57	109.3	129.6	85230.	3166.
Check ?	Chk Pass	Chk Pass	Chk Pass	Chk Pass	Chk Pass	Chk Pass
High Limit						
Low Limit						

Elem	Mg2790	Mn2576	Na5895	Ni2316	Pb2203	Sb2068
Line	279.079 {121}	257.610 {131}	589.592 { 57}	231.604 {446}	220.353 {453}	206.833 {463}
IS Ref	(Y_3600)	(Y_3600)	(Y_3710)	(Y_2243)	(Y_2243)	(Y_2243)
Units	ppb	ppb	ppb	ppb	ppb	ppb
Avg	**39320.**	**1983.**	**26360.**	**554.7**	**181.1**	**97.34**
Stddev	670.	21.	81.	3.3	1.1	2.04
%RSD	1.705	1.066	.3056	.6009	.6278	2.093
#1	38580.	1959.	26290.	551.4	181.4	98.39
#2	39500.	1989.	26330.	558.1	179.9	98.65
#3	39890.	2000.	26440.	554.6	182.2	95.00
Check ?	Chk Pass	Chk Pass	Chk Pass	Chk Pass	Chk Pass	Chk Pass
High Limit						
Low Limit						

Sample Name: 460-127043-a-3-b@4 Acquired: 1/22/2017 11:23:38 Type: Unk
Method: BC011117(v8) Mode: CONC Corr. Factor: 1.000000
User: admin Custom ID1: Custom ID2: Custom ID3:
Comment:

Elem	Se196	Tl1908	V_2924	Zn2062	B_2089	Mo2020
Line	196.090 {472}	190.856 {477}	292.402 {115}	206.200 {463}	208.959 {461}	202.030 {467}
IS Ref	(Y_2243)	(Y_2243)	(Y_3600)	(Y_2243)	(Y_2243)	(Y_2243)
Units	ppb	ppb	ppb	ppb	ppb	ppb
Avg	**31.58**	**5.242**	**720.0**	**882.5**	**189.4**	**17.09**
Stddev	1.23	2.440	7.6	4.9	1.1	.14
%RSD	3.908	46.54	1.057	.5560	.5776	.8440
#1	32.57	7.328	712.2	878.0	188.5	16.94
#2	31.97	5.839	720.4	881.8	190.6	17.10
#3	30.20	2.559	727.4	887.7	189.1	17.23
Check ?	Chk Pass	Chk Pass	Chk Pass	Chk Pass	Chk Pass	Chk Pass
High Limit						
Low Limit						

Elem	Sn1899	Sr4077	Ti3349	Si2881
Line	189.989 {477}	407.771 { 83}	334.941 {101}	288.158 {117}
IS Ref	(Y_2243)	(Y_3710)	(Y_3600)	(Y_2243)
Units	ppb	ppb	ppb	ppb
Avg	**11.54**	**691.5**	**728.3**	**1174.**
Stddev	.97	1.3	5.4	42.
%RSD	8.383	.1892	.7474	3.616
#1	10.52	690.8	722.7	1222.
#2	11.65	690.6	728.8	1157.
#3	12.44	693.0	733.5	1143.
Check ?	Chk Pass	Chk Pass	Chk Pass	Chk Pass
High Limit				
Low Limit				

Int. Std.	Y_2243	Y_3600	Y_3710
Line	224.306 {450}	360.073 { 94}	371.030 { 91}
Units	Cts/S	Cts/S	Cts/S
Avg	**3926.7**	**19527.**	**7396.5**
Stddev	31.7	342.	178.1
%RSD	.80710	1.7534	2.4075
#1	3942.4	19870.	7586.6
#2	3947.4	19527.	7369.5
#3	3890.2	19185.	7233.5

Sample Name: sd 460-127043-a-3-b Acquired: 1/22/2017 11:27:20 Type: Unk
Method: BC011117(v8) Mode: CONC Corr. Factor: 1.000000
User: admin Custom ID1: Custom ID2: Custom ID3:
Comment:

Elem	Al3961	As1890	Ag3280	Ba2335	Be3130	Ca3181
Line	396.152 { 85}	189.042 {478}	328.068 {103}	233.527 {445}	313.042 {108}	318.128 {106}
IS Ref	(Y_3710)	(Y_2243)	(Y_3600)	(Y_2243)	(Y_3710)	(Y_3600)
Units	ppb	ppb	ppb	ppb	ppb	ppb
Avg	**9174.**	**105.6**	**-1.726**	**210.9**	**.2032**	**61710.**
Stddev	99.	3.7	.227	.8	.0324	468.
%RSD	1.079	3.534	13.16	.3898	15.94	.7581
#1	9071.	105.6	-1.470	210.3	.2305	61260.
#2	9184.	101.9	-1.905	210.5	.2118	61670.
#3	9268.	109.3	-1.802	211.8	.1674	62200.
Check ?	Chk Pass	Chk Pass	Chk Pass	Chk Pass	Chk Pass	Chk Pass
High Limit						
Low Limit						

Elem	Cd2265	Co2286	Cr2677	Cu3247	Fe2714	K_7664
Line	226.502 {449}	228.616 {447}	267.716 {126}	324.754 {104}	271.441 {124}	766.490 { 44}
IS Ref	(Y_2243)	(Y_2243)	(Y_3600)	(Y_3600)	(Y_3600)	(Y_3710)
Units	ppb	ppb	ppb	ppb	ppb	ppb
Avg	**-.0033**	**11.78**	**20.53**	**24.32**	**16960.**	**674.6**
Stddev	.0623	.27	.57	.35	127.	15.8
%RSD	1892.	2.278	2.793	1.455	.7473	2.347
#1	-.0592	11.50	19.88	24.73	16830.	656.3
#2	.0639	12.04	20.77	24.16	16980.	683.9
#3	-.0146	11.81	20.95	24.08	17080.	683.5
Check ?	Chk Pass	Chk Pass	Chk Pass	Chk Pass	Chk Pass	Chk Pass
High Limit						
Low Limit						

Elem	Mg2790	Mn2576	Na5895	Ni2316	Pb2203	Sb2068
Line	279.079 {121}	257.610 {131}	589.592 { 57}	231.604 {446}	220.353 {453}	206.833 {463}
IS Ref	(Y_3600)	(Y_3600)	(Y_3710)	(Y_2243)	(Y_2243)	(Y_2243)
Units	ppb	ppb	ppb	ppb	ppb	ppb
Avg	**7833.**	**391.9**	**4648.**	**110.3**	**36.30**	**18.13**
Stddev	106.	1.9	57.	.2	.32	1.97
%RSD	1.356	.4860	1.227	.1460	.8940	10.87
#1	7721.	390.0	4603.	110.2	36.37	19.30
#2	7844.	391.9	4712.	110.5	36.59	19.24
#3	7933.	393.8	4630.	110.2	35.95	15.86
Check ?	Chk Pass	Chk Pass	Chk Pass	Chk Pass	Chk Pass	Chk Pass
High Limit						
Low Limit						

Sample Name: sd 460-127043-a-3-b Acquired: 1/22/2017 11:27:20 Type: Unk
Method: BC011117(v8) Mode: CONC Corr. Factor: 1.000000
User: admin Custom ID1: Custom ID2: Custom ID3:
Comment:

Elem	Se196	Tl1908	V_2924	Zn2062	B_2089	Mo2020
Line	196.090 {472}	190.856 {477}	292.402 {115}	206.200 {463}	208.959 {461}	202.030 {467}
IS Ref	(Y_2243)	(Y_2243)	(Y_3600)	(Y_2243)	(Y_2243)	(Y_2243)
Units	ppb	ppb	ppb	ppb	ppb	ppb
Avg	**4.570**	**3.833**	**137.3**	**178.4**	**36.47**	**3.229**
Stddev	3.048	4.691	.7	1.0	.34	.071
%RSD	66.70	122.4	.4845	.5384	.9451	2.216
#1	7.243	9.189	137.1	178.3	36.19	3.297
#2	5.216	.4543	136.8	177.6	36.86	3.234
#3	1.251	1.857	138.1	179.5	36.37	3.155
Check ?	Chk Pass	Chk Pass	Chk Pass	Chk Pass	Chk Pass	Chk Pass
High Limit						
Low Limit						

Elem	Sn1899	Sr4077	Ti3349	Si2881
Line	189.989 {477}	407.771 { 83}	334.941 {101}	288.158 {117}
IS Ref	(Y_2243)	(Y_3710)	(Y_3600)	(Y_2243)
Units	ppb	ppb	ppb	ppb
Avg	**2.377**	**129.3**	**140.8**	**189.9**
Stddev	.575	.1	.1	19.7
%RSD	24.21	.0924	.0561	10.38
#1	2.515	129.4	140.8	204.2
#2	2.871	129.2	140.9	198.1
#3	1.745	129.4	140.7	167.4
Check ?	Chk Pass	Chk Pass	Chk Pass	Chk Pass
High Limit				
Low Limit				

Int. Std.	Y_2243	Y_3600	Y_3710
Line	224.306 {450}	360.073 { 94}	371.030 { 91}
Units	Cts/S	Cts/S	Cts/S
Avg	**4147.1**	**20319.**	**7412.3**
Stddev	37.3	123.	91.9
%RSD	.89874	.60323	1.2394
#1	4113.3	20452.	7510.1
#2	4141.0	20294.	7327.8
#3	4187.1	20211.	7398.9

Sample Name: CCV Acquired: 1/22/2017 11:31:06 Type: QC
Method: BC011117(v8) Mode: CONC Corr. Factor: 1.000000
User: admin Custom ID1: Custom ID2: Custom ID3:
Comment:

Elem	Al3961	As1890	Ag3280	Ba2335	Be3130	Ca3181
Line	396.152 { 85}	189.042 {478}	328.068 {103}	233.527 {445}	313.042 {108}	318.128 {106}
IS Ref	(Y_3710)	(Y_2243)	(Y_3600)	(Y_2243)	(Y_3710)	(Y_3600)
Units	ppb	ppb	ppb	ppb	ppb	ppb
Avg	**119900.**	**2449.**	**1246.**	**10200.**	**974.4**	**121000.**
Stddev	414.	3.	3.	6.	4.8	1308.
%RSD	.3457	.1064	.2589	.0605	.4886	1.081
#1	119400.	2452.	1243.	10200.	970.1	119600.
#2	120100.	2447.	1249.	10200.	979.5	121400.
#3	120100.	2449.	1247.	10210.	973.5	122100.
Check ?	Chk Pass	Chk Pass	Chk Pass	Chk Pass	Chk Pass	Chk Pass
Value						
Range						

Elem	Cd2265	Co2286	Cr2677	Cu3247	Fe2714	K_7664
Line	226.502 {449}	228.616 {447}	267.716 {126}	324.754 {104}	271.441 {124}	766.490 { 44}
IS Ref	(Y_2243)	(Y_2243)	(Y_3600)	(Y_3600)	(Y_3600)	(Y_3710)
Units	ppb	ppb	ppb	ppb	ppb	ppb
Avg	**1248.**	**2474.**	**5019.**	**12430.**	**97960.**	**48220.**
Stddev	3.	4.	50.	34.	1024.	118.
%RSD	.2706	.1588	.9911	.2696	1.045	.2446
#1	1245.	2470.	4963.	12390.	96840.	48090.
#2	1246.	2475.	5037.	12450.	98200.	48310.
#3	1251.	2477.	5058.	12450.	98850.	48260.
Check ?	Chk Pass	Chk Pass	Chk Pass	Chk Pass	Chk Pass	Chk Pass
Value						
Range						

Elem	Mg2790	Mn2576	Na5895	Ni2316	Pb2203	Sb2068
Line	279.079 {121}	257.610 {131}	589.592 { 57}	231.604 {446}	220.353 {453}	206.833 {463}
IS Ref	(Y_3600)	(Y_3600)	(Y_3710)	(Y_2243)	(Y_2243)	(Y_2243)
Units	ppb	ppb	ppb	ppb	ppb	ppb
Avg	**122700.**	**4965.**	**125200.**	**2482.**	**7500.**	**971.2**
Stddev	1379.	46.	251.	7.	19.	4.0
%RSD	1.124	.9273	.2002	.2665	.2542	.4107
#1	121100.	4915.	125100.	2478.	7479.	970.5
#2	123000.	4977.	125500.	2479.	7507.	967.7
#3	123800.	5004.	125000.	2490.	7515.	975.5
Check ?	Chk Pass	Chk Pass	Chk Pass	Chk Pass	Chk Pass	Chk Pass
Value						
Range						

Sample Name: CCV Acquired: 1/22/2017 11:31:06 Type: QC
Method: BC011117(v8) Mode: CONC Corr. Factor: 1.000000
User: admin Custom ID1: Custom ID2: Custom ID3:
Comment:

Elem	Se196	Tl1908	V_2924	Zn2062	B_2089	Mo2020
Line	196.090 {472}	190.856 {477}	292.402 {115}	206.200 {463}	208.959 {461}	202.030 {467}
IS Ref	(Y_2243)	(Y_2243)	(Y_3600)	(Y_2243)	(Y_2243)	(Y_2243)
Units	ppb	ppb	ppb	ppb	ppb	ppb
Avg	**2473.**	**2515.**	**2460.**	**2524.**	**1008.**	**2431.**
Stddev	10.	22.	19.	16.	5.	4.
%RSD	.4075	.8909	.7871	.6428	.4545	.1691
#1	2464.	2491.	2439.	2507.	1003.	2435.
#2	2471.	2535.	2465.	2526.	1012.	2429.
#3	2484.	2519.	2476.	2539.	1010.	2428.
Check ?	Chk Pass	Chk Pass	Chk Pass	Chk Pass	Chk Pass	Chk Pass
Value						
Range						

Elem	Sn1899	Sr4077	Ti3349	Si2881
Line	189.989 {477}	407.771 { 83}	334.941 {101}	288.158 {117}
IS Ref	(Y_2243)	(Y_3710)	(Y_3600)	(Y_2243)
Units	ppb	ppb	ppb	ppb
Avg	**987.8**	**4927.**	**9991.**	**9477.**
Stddev	5.6	15.	49.	18.
%RSD	.5704	.2990	.4878	.1910
#1	981.3	4936.	9935.	9496.
#2	991.8	4934.	10010.	9476.
#3	990.2	4910.	10020.	9460.
Check ?	Chk Pass	Chk Pass	Chk Pass	None
Value				
Range				

Int. Std.	Y_2243	Y_3600	Y_3710
Line	224.306 {450}	360.073 { 94}	371.030 { 91}
Units	Cts/S	Cts/S	Cts/S
Avg	**3855.0**	**19042.**	**7258.4**
Stddev	26.6	257.	130.5
%RSD	.68964	1.3480	1.7983
#1	3879.1	19305.	7403.4
#2	3859.5	19028.	7221.5
#3	3826.5	18792.	7150.3

Sample Name: CCB Acquired: 1/22/2017 11:34:34 Type: QC
Method: BC011117(v8) Mode: CONC Corr. Factor: 1.000000
User: admin Custom ID1: Custom ID2: Custom ID3:
Comment:

Elem	Al3961	As1890	Ag3280	Ba2335	Be3130	Ca3181
Line	396.152 { 85}	189.042 {478}	328.068 {103}	233.527 {445}	313.042 {108}	318.128 {106}
IS Ref	(Y_3710)	(Y_2243)	(Y_3600)	(Y_2243)	(Y_3710)	(Y_3600)
Units	ppb	ppb	ppb	ppb	ppb	ppb
Avg	**-7.381**	**.0676**	**-.5914**	**.0713**	**.0419**	**3.426**
Stddev	15.58	2.257	.6517	.4034	.0085	5.262
%RSD	211.1	3340.	110.2	565.7	20.29	153.6
#1	10.48	-.3345	.0297	.3849	.0477	7.571
#2	-18.21	2.498	-1.270	.2128	.0460	5.200
#3	-14.41	-1.961	-.5341	-.3838	.0322	-2.494
Check ?	Chk Pass	Chk Pass	Chk Pass	Chk Pass	Chk Pass	Chk Pass
High Limit						
Low Limit						

Elem	Cd2265	Co2286	Cr2677	Cu3247	Fe2714	K_7664
Line	226.502 {449}	228.616 {447}	267.716 {126}	324.754 {104}	271.441 {124}	766.490 { 44}
IS Ref	(Y_2243)	(Y_2243)	(Y_3600)	(Y_3600)	(Y_3600)	(Y_3710)
Units	ppb	ppb	ppb	ppb	ppb	ppb
Avg	**.0279**	**.2620**	**.0828**	**.6221**	**5.424**	**2.891**
Stddev	.1097	.1195	.0492	.1896	2.215	20.31
%RSD	393.7	45.60	59.48	30.48	40.84	702.5
#1	.1540	.2095	.0698	.8348	3.721	-20.08
#2	-.0460	.3987	.0413	.4706	7.928	18.49
#3	-.0244	.1777	.1372	.5610	4.622	10.26
Check ?	Chk Pass	Chk Pass	Chk Pass	Chk Pass	Chk Pass	Chk Pass
High Limit						
Low Limit						

Elem	Mg2790	Mn2576	Na5895	Ni2316	Pb2203	Sb2068
Line	279.079 {121}	257.610 {131}	589.592 { 57}	231.604 {446}	220.353 {453}	206.833 {463}
IS Ref	(Y_3600)	(Y_3600)	(Y_3710)	(Y_2243)	(Y_2243)	(Y_2243)
Units	ppb	ppb	ppb	ppb	ppb	ppb
Avg	**1.289**	**.0838**	**-5.033**	**-.1285**	**.4540**	**1.492**
Stddev	4.827	.1117	26.89	.0666	.4771	1.642
%RSD	374.5	133.3	534.2	51.86	105.1	110.0
#1	6.354	.2110	25.66	-.0583	.8811	2.851
#2	.7714	.0386	-16.37	-.1363	-.0608	-.3323
#3	-3.258	.0018	-24.40	-.1909	.5418	1.958
Check ?	Chk Pass	Chk Pass	Chk Pass	Chk Pass	Chk Pass	Chk Pass
High Limit						
Low Limit						

Sample Name: CCB Acquired: 1/22/2017 11:34:34 Type: QC
Method: BC011117(v8) Mode: CONC Corr. Factor: 1.000000
User: admin Custom ID1: Custom ID2: Custom ID3:
Comment:

Elem	Se196	Tl1908	V_2924	Zn2062	B_2089	Mo2020
Line	196.090 {472}	190.856 {477}	292.402 {115}	206.200 {463}	208.959 {461}	202.030 {467}
IS Ref	(Y_2243)	(Y_2243)	(Y_3600)	(Y_2243)	(Y_2243)	(Y_2243)
Units	ppb	ppb	ppb	ppb	ppb	ppb
Avg	**-2.053**	**2.342**	**.0125**	**-.2019**	**1.534**	**2.082**
Stddev	2.398	.696	.4626	.0688	.756	.576
%RSD	116.8	29.71	3701.	34.08	49.30	27.68
#1	.4659	3.100	.3912	-.1341	2.379	1.441
#2	-2.316	1.731	.1494	-.2717	.9207	2.249
#3	-4.307	2.196	-.5031	-.1999	1.302	2.557
Check ?	Chk Pass	Chk Pass	Chk Pass	Chk Pass	Chk Pass	Chk Pass
High Limit						
Low Limit						

Elem	Sn1899	Sr4077	Ti3349	Si2881
Line	189.989 {477}	407.771 { 83}	334.941 {101}	288.158 {117}
IS Ref	(Y_2243)	(Y_3710)	(Y_3600)	(Y_2243)
Units	ppb	ppb	ppb	ppb
Avg	**.2054**	**.2502**	**.7221**	**-18.36**
Stddev	.3529	.0309	.2900	2.72
%RSD	171.8	12.35	40.17	14.79
#1	.1184	.2146	.3974	-20.66
#2	-.0958	.2651	.8132	-15.37
#3	.5936	.2708	.9557	-19.06
Check ?	Chk Pass	Chk Pass	Chk Pass	None
High Limit				
Low Limit				

Int. Std.	Y_2243	Y_3600	Y_3710
Line	224.306 {450}	360.073 { 94}	371.030 { 91}
Units	Cts/S	Cts/S	Cts/S
Avg	**4124.0**	**20011.**	**7157.7**
Stddev	35.7	88.	117.4
%RSD	.86633	.43807	1.6404
#1	4092.7	19970.	7291.6
#2	4116.4	19952.	7072.1
#3	4162.9	20112.	7109.5

Sample Name: CCVL Acquired: 1/22/2017 11:38:27 Type: QC
Method: BC011117(v8) Mode: CONC Corr. Factor: 1.000000
User: admin Custom ID1: Custom ID2: Custom ID3:
Comment:

Elem	Al3961	As1890	Ag3280	Ba2335	Be3130	Ca3181
Line	396.152 { 85}	189.042 {478}	328.068 {103}	233.527 {445}	313.042 {108}	318.128 {106}
IS Ref	(Y_3710)	(Y_2243)	(Y_3600)	(Y_2243)	(Y_3710)	(Y_3600)
Units	ppb	ppb	ppb	ppb	ppb	ppb
Avg	**180.4**	**12.91**	**9.705**	**205.3**	**1.905**	**4836.**
Stddev	6.5	2.19	.479	.4	.040	26.
%RSD	3.601	16.97	4.939	.2030	2.113	.5319
#1	174.2	12.95	9.328	205.4	1.890	4814.
#2	179.8	15.07	10.24	205.7	1.950	4829.
#3	187.2	10.69	9.542	204.8	1.874	4864.
Check ?	Chk Pass	Chk Pass	Chk Pass	Chk Pass	Chk Pass	Chk Pass
Value						
Range						

Elem	Cd2265	Co2286	Cr2677	Cu3247	Fe2714	K_7664
Line	226.502 {449}	228.616 {447}	267.716 {126}	324.754 {104}	271.441 {124}	766.490 { 44}
IS Ref	(Y_2243)	(Y_2243)	(Y_3600)	(Y_3600)	(Y_3600)	(Y_3710)
Units	ppb	ppb	ppb	ppb	ppb	ppb
Avg	**4.000**	**50.83**	**9.864**	**24.69**	**163.5**	**4415.**
Stddev	.127	.15	.363	.42	7.6	53.
%RSD	3.173	.2953	3.682	1.706	4.640	1.204
#1	3.865	50.75	10.28	24.53	160.6	4359.
#2	4.116	51.01	9.653	25.17	157.7	4421.
#3	4.020	50.74	9.657	24.37	172.1	4464.
Check ?	Chk Pass	Chk Pass	Chk Pass	Chk Pass	Chk Pass	Chk Pass
Value						
Range						

Elem	Mg2790	Mn2576	Na5895	Ni2316	Pb2203	Sb2068
Line	279.079 {121}	257.610 {131}	589.592 { 57}	231.604 {446}	220.353 {453}	206.833 {463}
IS Ref	(Y_3600)	(Y_3600)	(Y_3710)	(Y_2243)	(Y_2243)	(Y_2243)
Units	ppb	ppb	ppb	ppb	ppb	ppb
Avg	**4635.**	**15.37**	**4438.**	**40.80**	**11.59**	**20.83**
Stddev	37.	.09	7.	.59	1.15	.82
%RSD	.8081	.6073	.1580	1.455	9.933	3.928
#1	4604.	15.29	4441.	40.11	10.72	20.83
#2	4625.	15.34	4430.	41.16	11.15	20.01
#3	4676.	15.47	4443.	41.12	12.90	21.64
Check ?	Chk Pass	Chk Pass	Chk Pass	Chk Pass	Chk Pass	Chk Pass
Value						
Range						

Sample Name: CCVL Acquired: 1/22/2017 11:38:27 Type: QC
Method: BC011117(v8) Mode: CONC Corr. Factor: 1.000000
User: admin Custom ID1: Custom ID2: Custom ID3:
Comment:

Elem	Se196	Tl1908	V_2924	Zn2062	B_2089	Mo2020
Line	196.090 {472}	190.856 {477}	292.402 {115}	206.200 {463}	208.959 {461}	202.030 {467}
IS Ref	(Y_2243)	(Y_2243)	(Y_3600)	(Y_2243)	(Y_2243)	(Y_2243)
Units	ppb	ppb	ppb	ppb	ppb	ppb
Avg	**16.60**	**23.44**	**48.29**	**31.39**	**46.96**	**18.87**
Stddev	3.03	1.75	.64	.18	.72	.48
%RSD	18.26	7.476	1.324	.5690	1.541	2.532
#1	18.93	25.33	47.74	31.56	46.62	18.32
#2	17.68	21.87	48.14	31.39	47.80	19.16
#3	13.17	23.12	48.99	31.21	46.47	19.13
Check ?	Chk Pass	Chk Pass	Chk Pass	Chk Pass	Chk Pass	Chk Pass
Value						
Range						

Elem	Sn1899	Sr4077	Ti3349	Si2881
Line	189.989 {477}	407.771 { 83}	334.941 {101}	288.158 {117}
IS Ref	(Y_2243)	(Y_3710)	(Y_3600)	(Y_2243)
Units	ppb	ppb	ppb	ppb
Avg	**48.32**	**19.08**	**19.52**	F **-29.84**
Stddev	.20	.10	.40	7.55
%RSD	.4202	.5240	2.027	25.32
#1	48.25	19.20	19.12	-36.92
#2	48.16	19.01	19.52	-30.71
#3	48.55	19.04	19.91	-21.88
Check ?	Chk Pass	Chk Pass	Chk Pass	Chk Fail
Value				200.0
Range				-30.50%

Int. Std.	Y_2243	Y_3600	Y_3710
Line	224.306 {450}	360.073 { 94}	371.030 { 91}
Units	Cts/S	Cts/S	Cts/S
Avg	**4147.8**	**20370.**	**7403.3**
Stddev	22.1	213.	85.9
%RSD	.53185	1.0465	1.1599
#1	4169.9	20519.	7409.7
#2	4147.9	20465.	7485.8
#3	4125.8	20126.	7314.4

Sample Name: mb 460-415850/1-a@2 Acquired: 1/22/2017 11:42:17 Type: QC
Method: BC011117(v8) Mode: CONC Corr. Factor: 1.000000
User: admin Custom ID1: Custom ID2: Custom ID3:
Comment:

Elem	Al3961	As1890	Ag3280	Ba2335	Be3130	Ca3181
Line	396.152 { 85}	189.042 {478}	328.068 {103}	233.527 {445}	313.042 {108}	318.128 {106}
IS Ref	(Y_3710)	(Y_2243)	(Y_3600)	(Y_2243)	(Y_3710)	(Y_3600)
Units	ppb	ppb	ppb	ppb	ppb	ppb
Avg	**-25.13**	**.2579**	**-.5383**	**-.0474**	**.0295**	**12.73**
Stddev	21.09	2.410	.7075	.1659	.0612	2.91
%RSD	83.95	934.6	131.4	350.3	207.3	22.83
#1	-45.93	-.2712	-1.352	-.2333	-.0364	12.94
#2	-3.754	-1.844	-.1961	.0857	.0406	9.729
#3	-25.70	2.889	-.0670	.0055	.0844	15.53
Check ?	Chk Pass	Chk Pass	Chk Pass	Chk Pass	Chk Pass	Chk Pass
High Limit						
Low Limit						

Elem	Cd2265	Co2286	Cr2677	Cu3247	Fe2714	K_7664
Line	226.502 {449}	228.616 {447}	267.716 {126}	324.754 {104}	271.441 {124}	766.490 { 44}
IS Ref	(Y_2243)	(Y_2243)	(Y_3600)	(Y_3600)	(Y_3600)	(Y_3710)
Units	ppb	ppb	ppb	ppb	ppb	ppb
Avg	**.0684**	**.2626**	**-.2181**	**.6461**	**5.792**	**-3.204**
Stddev	.0742	.1396	.2957	.5163	7.728	41.79
%RSD	108.5	53.15	135.6	79.90	133.4	1304.
#1	.0486	.1351	-.3278	.1754	12.94	1.293
#2	.0061	.2409	-.4433	.5647	6.847	-47.06
#3	.1505	.4117	.1168	1.198	-2.409	36.15
Check ?	Chk Pass	Chk Pass	Chk Pass	Chk Pass	Chk Pass	Chk Pass
High Limit						
Low Limit						

Elem	Mg2790	Mn2576	Na5895	Ni2316	Pb2203	Sb2068
Line	279.079 {121}	257.610 {131}	589.592 { 57}	231.604 {446}	220.353 {453}	206.833 {463}
IS Ref	(Y_3600)	(Y_3600)	(Y_3710)	(Y_2243)	(Y_2243)	(Y_2243)
Units	ppb	ppb	ppb	ppb	ppb	ppb
Avg	**-1.457**	**-.0341**	**8.424**	**.0327**	**-.0337**	**1.130**
Stddev	8.435	.0208	13.89	.2646	1.605	1.500
%RSD	579.0	60.91	164.8	808.0	4765.	132.7
#1	-8.983	-.0458	10.13	.0854	-1.380	.4695
#2	7.661	-.0101	-6.238	.2670	-.4645	.0744
#3	-3.049	-.0465	21.38	-.2542	1.743	2.847
Check ?	Chk Pass	Chk Pass	Chk Pass	Chk Pass	Chk Pass	Chk Pass
High Limit						
Low Limit						

Sample Name: mb 460-415850/1-a@2 Acquired: 1/22/2017 11:42:17 Type: QC
Method: BC011117(v8) Mode: CONC Corr. Factor: 1.000000
User: admin Custom ID1: Custom ID2: Custom ID3:
Comment:

Elem	Se196	Tl1908	V_2924	Zn2062	B_2089	Mo2020
Line	196.090 {472}	190.856 {477}	292.402 {115}	206.200 {463}	208.959 {461}	202.030 {467}
IS Ref	(Y_2243)	(Y_2243)	(Y_3600)	(Y_2243)	(Y_2243)	(Y_2243)
Units	ppb	ppb	ppb	ppb	ppb	ppb
Avg	**-.0233**	**2.969**	**-.3454**	**-.1558**	**.0178**	**-.1664**
Stddev	1.080	1.536	.2095	.0385	.1023	.0447
%RSD	4644.	51.75	60.66	24.70	573.6	26.86
#1	-1.210	1.254	-.1822	-.1849	.1207	-.1504
#2	.9028	4.220	-.2723	-.1704	-.0838	-.1319
#3	.2377	3.432	-.5817	-.1122	.0167	-.2169
Check ?	Chk Pass	Chk Pass	Chk Pass	Chk Pass	Chk Pass	Chk Pass
High Limit						
Low Limit						

Elem	Sn1899	Sr4077	Ti3349	Si2881
Line	189.989 {477}	407.771 { 83}	334.941 {101}	288.158 {117}
IS Ref	(Y_2243)	(Y_3710)	(Y_3600)	(Y_2243)
Units	ppb	ppb	ppb	ppb
Avg	**-.5596**	**.1902**	**.0698**	**-37.15**
Stddev	.7452	.1779	.0321	22.85
%RSD	133.2	93.53	45.95	61.52
#1	-.7601	.3711	.0887	-33.06
#2	.2653	.0154	.0328	-61.77
#3	-1.184	.1842	.0879	-16.62
Check ?	Chk Pass	Chk Pass	Chk Pass	None
High Limit				
Low Limit				

Int. Std.	Y_2243	Y_3600	Y_3710
Line	224.306 {450}	360.073 { 94}	371.030 { 91}
Units	Cts/S	Cts/S	Cts/S
Avg	**4206.2**	**20779.**	**7557.1**
Stddev	24.2	28.	7.2
%RSD	.57457	.13441	.09469
#1	4218.7	20792.	7562.5
#2	4221.5	20747.	7549.0
#3	4178.3	20798.	7559.8

Sample Name: lcssrm 460-415850/2- Acquired: 1/22/2017 11:46:10 Type: QC
Method: BC011117(v8) Mode: CONC Corr. Factor: 1.000000
User: admin Custom ID1: Custom ID2: Custom ID3:
Comment:

Elem	Al3961	As1890	Ag3280	Ba2335	Be3130	Ca3181
Line	396.152 { 85}	189.042 {478}	328.068 {103}	233.527 {445}	313.042 {108}	318.128 {106}
IS Ref	(Y_3710)	(Y_2243)	(Y_3600)	(Y_2243)	(Y_3710)	(Y_3600)
Units	ppb	ppb	ppb	ppb	ppb	ppb
Avg	**37070.**	**279.8**	**280.6**	**599.1**	**342.2**	**31410.**
Stddev	174.	.4	2.4	2.0	1.0	217.
%RSD	.4689	.1333	.8728	.3373	.2911	.6891
#1	36870.	280.2	277.8	596.8	341.1	31170.
#2	37160.	279.6	282.3	600.3	342.3	31480.
#3	37180.	279.5	281.7	600.2	343.0	31580.
Check ?	Chk Pass	Chk Pass	Chk Pass	Chk Pass	Chk Pass	Chk Pass
High Limit						
Low Limit						

Elem	Cd2265	Co2286	Cr2677	Cu3247	Fe2714	K_7664
Line	226.502 {449}	228.616 {447}	267.716 {126}	324.754 {104}	271.441 {124}	766.490 { 44}
IS Ref	(Y_2243)	(Y_2243)	(Y_3600)	(Y_3600)	(Y_3600)	(Y_3710)
Units	ppb	ppb	ppb	ppb	ppb	ppb
Avg	**384.1**	**309.2**	**331.6**	**286.6**	**69350.**	**11060.**
Stddev	1.7	1.4	2.7	.9	435.	24.
%RSD	.4515	.4525	.7997	.3053	.6278	.2196
#1	382.1	307.6	329.2	286.0	68870.	11030.
#2	385.5	310.1	331.2	286.3	69450.	11080.
#3	384.5	310.0	334.4	287.6	69730.	11060.
Check ?	Chk Pass	Chk Pass	Chk Pass	Chk Pass	Chk Pass	Chk Pass
High Limit						
Low Limit						

Elem	Mg2790	Mn2576	Na5895	Ni2316	Pb2203	Sb2068
Line	279.079 {121}	257.610 {131}	589.592 { 57}	231.604 {446}	220.353 {453}	206.833 {463}
IS Ref	(Y_3600)	(Y_3600)	(Y_3710)	(Y_2243)	(Y_2243)	(Y_2243)
Units	ppb	ppb	ppb	ppb	ppb	ppb
Avg	**12460.**	**1374.**	**4196.**	**320.9**	**438.9**	**218.1**
Stddev	89.	7.	40.	1.7	2.8	1.1
%RSD	.7128	.4897	.9643	.5307	.6300	.5050
#1	12360.	1367.	4197.	319.5	435.8	217.3
#2	12500.	1375.	4155.	320.5	439.6	219.4
#3	12520.	1381.	4236.	322.8	441.2	217.7
Check ?	Chk Pass	Chk Pass	Chk Pass	Chk Pass	Chk Pass	Chk Pass
High Limit						
Low Limit						

Sample Name: lcssrm 460-415850/2- Acquired: 1/22/2017 11:46:10 Type: QC
Method: BC011117(v8) Mode: CONC Corr. Factor: 1.000000
User: admin Custom ID1: Custom ID2: Custom ID3:
Comment:

Elem	Se196	Tl1908	V_2924	Zn2062	B_2089	Mo2020
Line	196.090 {472}	190.856 {477}	292.402 {115}	206.200 {463}	208.959 {461}	202.030 {467}
IS Ref	(Y_2243)	(Y_2243)	(Y_3600)	(Y_2243)	(Y_2243)	(Y_2243)
Units	ppb	ppb	ppb	ppb	ppb	ppb
Avg	**382.5**	**934.8**	**274.8**	**1024.**	**395.1**	**270.2**
Stddev	4.0	9.2	1.7	3.	2.2	1.8
%RSD	1.047	.9820	.6330	.3300	.5478	.6823
#1	378.2	932.9	273.2	1021.	393.4	269.4
#2	386.0	926.7	274.6	1024.	394.3	269.0
#3	383.4	944.8	276.7	1027.	397.5	272.4
Check ?	Chk Pass	Chk Pass	Chk Pass	Chk Pass	Chk Pass	Chk Pass
High Limit						
Low Limit						

Elem	Sn1899	Sr4077	Ti3349	Si2881
Line	189.989 {477}	407.771 { 83}	334.941 {101}	288.158 {117}
IS Ref	(Y_2243)	(Y_3710)	(Y_3600)	(Y_2243)
Units	ppb	ppb	ppb	ppb
Avg	**790.8**	**445.8**	**1699.**	**942.9**
Stddev	6.7	1.3	3.	34.8
%RSD	.8522	.2982	.1928	3.691
#1	783.7	445.1	1696.	946.3
#2	791.6	444.9	1701.	906.5
#3	797.1	447.3	1702.	975.9
Check ?	Chk Pass	Chk Pass	Chk Pass	None
High Limit				
Low Limit				

Int. Std.	Y_2243	Y_3600	Y_3710
Line	224.306 {450}	360.073 { 94}	371.030 { 91}
Units	Cts/S	Cts/S	Cts/S
Avg	**4208.6**	**20665.**	**7571.3**
Stddev	18.2	62.	37.7
%RSD	.43176	.29987	.49743
#1	4190.1	20596.	7556.5
#2	4209.3	20681.	7543.2
#3	4226.4	20717.	7614.1

Sample Name: 460-127025-a-1-b@4 Acquired: 1/22/2017 11:49:45 Type: Unk
Method: BC011117(v8) Mode: CONC Corr. Factor: 1.000000
User: admin Custom ID1: Custom ID2: Custom ID3:
Comment:

Elem	Al3961	As1890	Ag3280	Ba2335	Be3130	Ca3181
Line	396.152 { 85}	189.042 {478}	328.068 {103}	233.527 {445}	313.042 {108}	318.128 {106}
IS Ref	(Y_3710)	(Y_2243)	(Y_3600)	(Y_2243)	(Y_3710)	(Y_3600)
Units	ppb	ppb	ppb	ppb	ppb	ppb
Avg	**17180.**	**20.64**	**11.48**	**263.2**	**4.900**	**19660.**
Stddev	106.	2.26	.53	1.0	.023	96.
%RSD	.6194	10.93	4.625	.3949	.4678	.4878
#1	17060.	21.47	10.89	263.2	4.880	19560.
#2	17200.	18.08	11.92	262.2	4.895	19670.
#3	17270.	22.36	11.62	264.3	4.925	19750.
Check ?	Chk Pass	Chk Pass	Chk Pass	Chk Pass	Chk Pass	Chk Pass
High Limit						
Low Limit						

Elem	Cd2265	Co2286	Cr2677	Cu3247	Fe2714	K_7664
Line	226.502 {449}	228.616 {447}	267.716 {126}	324.754 {104}	271.441 {124}	766.490 { 44}
IS Ref	(Y_2243)	(Y_2243)	(Y_3600)	(Y_3600)	(Y_3600)	(Y_3710)
Units	ppb	ppb	ppb	ppb	ppb	ppb
Avg	**13.16**	**94.29**	**4238.**	**5608.**	F **235000.**	**676.9**
Stddev	.16	.35	20.	15.	1077.	42.1
%RSD	1.231	.3697	.4765	.2587	.4584	6.216
#1	13.26	94.40	4215.	5595.	233800.	716.1
#2	13.24	94.57	4245.	5624.	235300.	682.1
#3	12.97	93.90	4253.	5605.	235900.	632.4
Check ?	Chk Pass	Chk Pass	Chk Pass	Chk Pass	Chk Fail	Chk Pass
High Limit					200000.	
Low Limit					-150.0	

Elem	Mg2790	Mn2576	Na5895	Ni2316	Pb2203	Sb2068
Line	279.079 {121}	257.610 {131}	589.592 { 57}	231.604 {446}	220.353 {453}	206.833 {463}
IS Ref	(Y_3600)	(Y_3600)	(Y_3710)	(Y_2243)	(Y_2243)	(Y_2243)
Units	ppb	ppb	ppb	ppb	ppb	ppb
Avg	**13400.**	**2076.**	**589.7**	**1581.**	**2104.**	**-.8701**
Stddev	107.	7.	19.9	3.	5.	2.395
%RSD	.7999	.3158	3.365	.1867	.2559	275.3
#1	13280.	2069.	578.7	1578.	2099.	1.293
#2	13450.	2078.	612.7	1581.	2102.	-.4585
#3	13480.	2082.	577.8	1584.	2110.	-3.445
Check ?	Chk Pass	Chk Pass	Chk Pass	Chk Pass	Chk Pass	Chk Pass
High Limit						
Low Limit						

Sample Name: 460-127025-a-1-b@4 Acquired: 1/22/2017 11:49:45 Type: Unk
Method: BC011117(v8) Mode: CONC Corr. Factor: 1.000000
User: admin Custom ID1: Custom ID2: Custom ID3:
Comment:

Elem	Se196	Tl1908	V_2924	Zn2062	B_2089	Mo2020
Line	196.090 {472}	190.856 {477}	292.402 {115}	206.200 {463}	208.959 {461}	202.030 {467}
IS Ref	(Y_2243)	(Y_2243)	(Y_3600)	(Y_2243)	(Y_2243)	(Y_2243)
Units	ppb	ppb	ppb	ppb	ppb	ppb
Avg	**-1.911**	**6.855**	**234.6**	**3240.**	**39.99**	**378.6**
Stddev	6.902	3.304	.9	17.	.76	.6
%RSD	361.1	48.19	.3852	.5301	1.896	.1619
#1	-7.763	8.702	233.6	3222.	39.41	378.3
#2	-3.671	3.041	235.4	3243.	40.85	379.3
#3	5.700	8.823	234.9	3256.	39.71	378.3
Check ?	Chk Pass	Chk Pass	Chk Pass	Chk Pass	Chk Pass	Chk Pass
High Limit						
Low Limit						

Elem	Sn1899	Sr4077	Ti3349	Si2881
Line	189.989 {477}	407.771 { 83}	334.941 {101}	288.158 {117}
IS Ref	(Y_2243)	(Y_3710)	(Y_3600)	(Y_2243)
Units	ppb	ppb	ppb	ppb
Avg	**523.9**	**122.7**	**2277.**	**728.4**
Stddev	1.1	.2	5.	7.4
%RSD	.2043	.1993	.2229	1.015
#1	522.7	122.4	2272.	729.7
#2	524.7	122.9	2282.	735.1
#3	524.3	122.8	2277.	720.5
Check ?	Chk Pass	Chk Pass	Chk Pass	Chk Pass
High Limit				
Low Limit				

Int. Std.	Y_2243	Y_3600	Y_3710
Line	224.306 {450}	360.073 { 94}	371.030 { 91}
Units	Cts/S	Cts/S	Cts/S
Avg	**4079.5**	**20328.**	**7487.3**
Stddev	9.6	100.	80.8
%RSD	.23484	.49084	1.0789
#1	4088.3	20391.	7552.1
#2	4080.9	20380.	7513.0
#3	4069.3	20213.	7396.8

Sample Name: 460-127025-a-2-a@100 Acquired: 1/22/2017 11:53:24 Type: Unk
Method: BC011117(v8) Mode: CONC Corr. Factor: 1.000000
User: admin Custom ID1: Custom ID2: Custom ID3:
Comment:

Elem	Al3961	As1890	Ag3280	Ba2335	Be3130	Ca3181
Line	396.152 { 85}	189.042 {478}	328.068 {103}	233.527 {445}	313.042 {108}	318.128 {106}
IS Ref	(Y_3710)	(Y_2243)	(Y_3600)	(Y_2243)	(Y_3710)	(Y_3600)
Units	ppb	ppb	ppb	ppb	ppb	ppb
Avg	**1695.**	**2.188**	**1.855**	**16.65**	**1.095**	**1047.**
Stddev	23.	1.089	.222	.48	.065	2.
%RSD	1.346	49.79	11.99	2.894	5.909	.2223
#1	1701.	3.126	1.926	16.13	1.159	1049.
#2	1670.	2.445	2.032	16.73	1.030	1045.
#3	1714.	.9930	1.605	17.09	1.095	1048.
Check ?	Chk Pass	Chk Pass	Chk Pass	Chk Pass	Chk Pass	Chk Pass
High Limit						
Low Limit						

Elem	Cd2265	Co2286	Cr2677	Cu3247	Fe2714	K_7664
Line	226.502 {449}	228.616 {447}	267.716 {126}	324.754 {104}	271.441 {124}	766.490 { 44}
IS Ref	(Y_2243)	(Y_2243)	(Y_3600)	(Y_3600)	(Y_3600)	(Y_3710)
Units	ppb	ppb	ppb	ppb	ppb	ppb
Avg	**2.006**	**11.27**	**178.9**	**19510.**	**12920.**	**40.94**
Stddev	.130	.26	1.7	317.	134.	83.12
%RSD	6.487	2.290	.9388	1.626	1.038	203.0
#1	2.121	11.47	179.3	19520.	12930.	-49.93
#2	1.865	10.98	177.0	19190.	12780.	59.64
#3	2.032	11.38	180.3	19820.	13050.	113.1
Check ?	Chk Pass	Chk Pass	Chk Pass	Chk Pass	Chk Pass	Chk Pass
High Limit						
Low Limit						

Elem	Mg2790	Mn2576	Na5895	Ni2316	Pb2203	Sb2068
Line	279.079 {121}	257.610 {131}	589.592 { 57}	231.604 {446}	220.353 {453}	206.833 {463}
IS Ref	(Y_3600)	(Y_3600)	(Y_3710)	(Y_2243)	(Y_2243)	(Y_2243)
Units	ppb	ppb	ppb	ppb	ppb	ppb
Avg	**804.4**	**167.8**	**-11.37**	**4948.**	**167.7**	**.5202**
Stddev	9.3	2.0	10.14	59.	3.6	1.170
%RSD	1.153	1.196	89.22	1.193	2.129	225.0
#1	803.2	168.4	-20.78	4880.	163.6	1.871
#2	795.8	165.6	-12.69	4983.	169.6	-.1699
#3	814.3	169.4	-.6291	4982.	170.0	-.1410
Check ?	Chk Pass	Chk Pass	Chk Pass	Chk Pass	Chk Pass	Chk Pass
High Limit						
Low Limit						

Sample Name: 460-127025-a-2-a@100 Acquired: 1/22/2017 11:53:24 Type: Unk
Method: BC011117(v8) Mode: CONC Corr. Factor: 1.000000
User: admin Custom ID1: Custom ID2: Custom ID3:
Comment:

Elem	Se196	Tl1908	V_2924	Zn2062	B_2089	Mo2020
Line	196.090 {472}	190.856 {477}	292.402 {115}	206.200 {463}	208.959 {461}	202.030 {467}
IS Ref	(Y_2243)	(Y_2243)	(Y_3600)	(Y_2243)	(Y_2243)	(Y_2243)
Units	ppb	ppb	ppb	ppb	ppb	ppb
Avg	**-3.604**	**3.494**	**12.11**	**4991.**	**4.826**	**14.70**
Stddev	2.027	2.942	.45	58.	.594	.65
%RSD	56.26	84.20	3.699	1.153	12.31	4.426
#1	-3.794	.1114	11.74	4927.	4.159	14.09
#2	-1.488	4.915	11.99	5039.	5.296	15.38
#3	-5.529	5.455	12.61	5007.	5.023	14.64
Check ?	Chk Pass	Chk Pass	Chk Pass	Chk Pass	Chk Pass	Chk Pass
High Limit						
Low Limit						

Elem	Sn1899	Sr4077	Ti3349	Si2881
Line	189.989 {477}	407.771 { 83}	334.941 {101}	288.158 {117}
IS Ref	(Y_2243)	(Y_3710)	(Y_3600)	(Y_2243)
Units	ppb	ppb	ppb	ppb
Avg	**32.19**	**4.662**	**99.39**	**67.10**
Stddev	.94	.070	1.58	27.79
%RSD	2.928	1.510	1.590	41.41
#1	31.13	4.616	99.18	80.62
#2	32.94	4.627	97.92	85.55
#3	32.49	4.743	101.1	35.14
Check ?	Chk Pass	Chk Pass	Chk Pass	Chk Pass
High Limit				
Low Limit				

Int. Std.	Y_2243	Y_3600	Y_3710
Line	224.306 {450}	360.073 { 94}	371.030 { 91}
Units	Cts/S	Cts/S	Cts/S
Avg	**4187.2**	**20507.**	**7354.0**
Stddev	38.5	75.	112.4
%RSD	.91911	.36736	1.5287
#1	4221.8	20434.	7227.5
#2	4145.7	20585.	7442.5
#3	4194.1	20501.	7392.1

Sample Name: 460-127025-a-3-b@4 Acquired: 1/22/2017 11:57:10 Type: Unk
Method: BC011117(v8) Mode: CONC Corr. Factor: 1.000000
User: admin Custom ID1: Custom ID2: Custom ID3:
Comment:

Elem	Al3961	As1890	Ag3280	Ba2335	Be3130	Ca3181
Line	396.152 { 85}	189.042 {478}	328.068 {103}	233.527 {445}	313.042 {108}	318.128 {106}
IS Ref	(Y_3710)	(Y_2243)	(Y_3600)	(Y_2243)	(Y_3710)	(Y_3600)
Units	ppb	ppb	ppb	ppb	ppb	ppb
Avg	**26040.**	**6.975**	**-1.349**	**144.5**	**1.802**	**6533.**
Stddev	71.	.942	.385	.8	.114	90.
%RSD	.2732	13.50	28.51	.5553	6.348	1.374
#1	25960.	7.951	-1.265	143.7	1.897	6429.
#2	26040.	6.071	-1.013	144.6	1.835	6581.
#3	26100.	6.903	-1.769	145.3	1.675	6589.
Check ?	Chk Pass	Chk Pass	Chk Pass	Chk Pass	Chk Pass	Chk Pass
High Limit						
Low Limit						

Elem	Cd2265	Co2286	Cr2677	Cu3247	Fe2714	K_7664
Line	226.502 {449}	228.616 {447}	267.716 {126}	324.754 {104}	271.441 {124}	766.490 { 44}
IS Ref	(Y_2243)	(Y_2243)	(Y_3600)	(Y_3600)	(Y_3600)	(Y_3710)
Units	ppb	ppb	ppb	ppb	ppb	ppb
Avg	**.2280**	**24.43**	**63.32**	**1167.**	**52730.**	**2798.**
Stddev	.1170	.34	.51	1.	242.	23.
%RSD	51.31	1.388	.7978	.0885	.4586	.8292
#1	.1022	24.06	63.51	1168.	52480.	2805.
#2	.3335	24.73	63.69	1166.	52970.	2772.
#3	.2483	24.50	62.74	1167.	52750.	2816.
Check ?	Chk Pass	Chk Pass	Chk Pass	Chk Pass	Chk Pass	Chk Pass
High Limit						
Low Limit						

Elem	Mg2790	Mn2576	Na5895	Ni2316	Pb2203	Sb2068
Line	279.079 {121}	257.610 {131}	589.592 { 57}	231.604 {446}	220.353 {453}	206.833 {463}
IS Ref	(Y_3600)	(Y_3600)	(Y_3710)	(Y_2243)	(Y_2243)	(Y_2243)
Units	ppb	ppb	ppb	ppb	ppb	ppb
Avg	**8562.**	**1017.**	**139.4**	**194.2**	**88.47**	**-1.847**
Stddev	104.	4.	12.8	.3	1.11	.759
%RSD	1.218	.4229	9.180	.1443	1.254	41.09
#1	8447.	1013.	139.7	194.5	87.25	-2.714
#2	8650.	1021.	152.1	194.3	88.72	-1.301
#3	8588.	1018.	126.5	193.9	89.43	-1.527
Check ?	Chk Pass	Chk Pass	Chk Pass	Chk Pass	Chk Pass	Chk Pass
High Limit						
Low Limit						

Sample Name: 460-127025-a-3-b@4 Acquired: 1/22/2017 11:57:10 Type: Unk
Method: BC011117(v8) Mode: CONC Corr. Factor: 1.000000
User: admin Custom ID1: Custom ID2: Custom ID3:
Comment:

Elem	Se196	Tl1908	V_2924	Zn2062	B_2089	Mo2020
Line	196.090 {472}	190.856 {477}	292.402 {115}	206.200 {463}	208.959 {461}	202.030 {467}
IS Ref	(Y_2243)	(Y_2243)	(Y_3600)	(Y_2243)	(Y_2243)	(Y_2243)
Units	ppb	ppb	ppb	ppb	ppb	ppb
Avg	**4.035**	**5.463**	**59.73**	**284.9**	**16.11**	**3.124**
Stddev	2.920	2.302	.05	.5	.39	.612
%RSD	72.37	42.14	.0856	.1615	2.406	19.59
#1	6.532	7.512	59.78	284.6	16.48	3.677
#2	.8240	2.972	59.68	284.8	15.70	2.467
#3	4.748	5.906	59.72	285.4	16.15	3.229
Check ?	Chk Pass	Chk Pass	Chk Pass	Chk Pass	Chk Pass	Chk Pass
High Limit						
Low Limit						

Elem	Sn1899	Sr4077	Ti3349	Si2881
Line	189.989 {477}	407.771 { 83}	334.941 {101}	288.158 {117}
IS Ref	(Y_2243)	(Y_3710)	(Y_3600)	(Y_2243)
Units	ppb	ppb	ppb	ppb
Avg	**16.31**	**35.48**	**753.3**	**732.5**
Stddev	.95	.12	1.5	10.2
%RSD	5.798	.3487	.2006	1.386
#1	17.22	35.35	752.1	731.2
#2	16.38	35.52	755.0	723.2
#3	15.33	35.59	752.8	743.3
Check ?	Chk Pass	Chk Pass	Chk Pass	Chk Pass
High Limit				
Low Limit				

Int. Std.	Y_2243	Y_3600	Y_3710
Line	224.306 {450}	360.073 { 94}	371.030 { 91}
Units	Cts/S	Cts/S	Cts/S
Avg	**4216.0**	**20845.**	**7716.6**
Stddev	4.8	132.	18.1
%RSD	.11372	.63478	.23449
#1	4219.0	20987.	7732.5
#2	4218.5	20725.	7696.9
#3	4210.4	20824.	7720.3

Sample Name: 460-127025-a-5-b@4 Acquired: 1/22/2017 12:00:55 Type: Unk
Method: BC011117(v8) Mode: CONC Corr. Factor: 1.000000
User: admin Custom ID1: Custom ID2: Custom ID3:
Comment:

Elem	Al3961	As1890	Ag3280	Ba2335	Be3130	Ca3181
Line	396.152 { 85}	189.042 {478}	328.068 {103}	233.527 {445}	313.042 {108}	318.128 {106}
IS Ref	(Y_3710)	(Y_2243)	(Y_3600)	(Y_2243)	(Y_3710)	(Y_3600)
Units	ppb	ppb	ppb	ppb	ppb	ppb
Avg	**57150.**	**342.6**	**22.06**	**440.9**	**3.392**	**48880.**
Stddev	44.	1.8	.45	.7	.066	175.
%RSD	.0770	.5106	2.033	.1611	1.939	.3580
#1	57110.	343.7	22.18	441.8	3.441	48680.
#2	57130.	340.6	22.44	440.6	3.417	49000.
#3	57190.	343.6	21.56	440.5	3.317	48960.
Check ?	Chk Pass	Chk Pass	Chk Pass	Chk Pass	Chk Pass	Chk Pass
High Limit						
Low Limit						

Elem	Cd2265	Co2286	Cr2677	Cu3247	Fe2714	K_7664
Line	226.502 {449}	228.616 {447}	267.716 {126}	324.754 {104}	271.441 {124}	766.490 { 44}
IS Ref	(Y_2243)	(Y_2243)	(Y_3600)	(Y_3600)	(Y_3600)	(Y_3710)
Units	ppb	ppb	ppb	ppb	ppb	ppb
Avg	**4.859**	**78.71**	**114.6**	**5630.**	**135300.**	**1392.**
Stddev	.146	.35	.6	5.	347.	64.
%RSD	3.000	.4387	.5249	.0973	.2568	4.597
#1	5.008	78.32	114.2	5623.	134900.	1372.
#2	4.853	78.99	114.4	5631.	135600.	1340.
#3	4.716	78.81	115.3	5634.	135300.	1463.
Check ?	Chk Pass	Chk Pass	Chk Pass	Chk Pass	Chk Pass	Chk Pass
High Limit						
Low Limit						

Elem	Mg2790	Mn2576	Na5895	Ni2316	Pb2203	Sb2068
Line	279.079 {121}	257.610 {131}	589.592 { 57}	231.604 {446}	220.353 {453}	206.833 {463}
IS Ref	(Y_3600)	(Y_3600)	(Y_3710)	(Y_2243)	(Y_2243)	(Y_2243)
Units	ppb	ppb	ppb	ppb	ppb	ppb
Avg	**36780.**	**2214.**	**1297.**	**1330.**	**605.0**	**-.8436**
Stddev	138.	6.	8.	5.	3.0	1.027
%RSD	.3746	.2754	.6413	.3702	.4949	121.7
#1	36620.	2207.	1305.	1325.	602.1	.3143
#2	36880.	2217.	1289.	1334.	608.1	-1.201
#3	36840.	2219.	1297.	1332.	604.7	-1.644
Check ?	Chk Pass	Chk Pass	Chk Pass	Chk Pass	Chk Pass	Chk Pass
High Limit						
Low Limit						

Sample Name: 460-127025-a-5-b@4 Acquired: 1/22/2017 12:00:55 Type: Unk
Method: BC011117(v8) Mode: CONC Corr. Factor: 1.000000
User: admin Custom ID1: Custom ID2: Custom ID3:
Comment:

Elem	Se196	Tl1908	V_2924	Zn2062	B_2089	Mo2020
Line	196.090 {472}	190.856 {477}	292.402 {115}	206.200 {463}	208.959 {461}	202.030 {467}
IS Ref	(Y_2243)	(Y_2243)	(Y_3600)	(Y_2243)	(Y_2243)	(Y_2243)
Units	ppb	ppb	ppb	ppb	ppb	ppb
Avg	**1.150**	**1.789**	**285.9**	**2846.**	**1661.**	**4.279**
Stddev	4.530	2.766	1.0	10.	3.	.478
%RSD	393.8	154.6	.3413	.3457	.1616	11.17
#1	6.132	.0018	284.8	2835.	1658.	3.735
#2	-2.721	4.975	286.6	2853.	1664.	4.470
#3	.0397	.3900	286.2	2851.	1661.	4.632
Check ?	Chk Pass	Chk Pass	Chk Pass	Chk Pass	Chk Pass	Chk Pass
High Limit						
Low Limit						

Elem	Sn1899	Sr4077	Ti3349	Si2881
Line	189.989 {477}	407.771 { 83}	334.941 {101}	288.158 {117}
IS Ref	(Y_2243)	(Y_3710)	(Y_3600)	(Y_2243)
Units	ppb	ppb	ppb	ppb
Avg	**26.52**	**182.9**	**6393.**	**753.4**
Stddev	.82	.5	8.	26.4
%RSD	3.079	.2632	.1280	3.501
#1	27.04	183.1	6385.	773.1
#2	25.58	183.3	6401.	763.7
#3	26.94	182.4	6391.	723.4
Check ?	Chk Pass	Chk Pass	Chk Pass	Chk Pass
High Limit				
Low Limit				

Int. Std.	Y_2243	Y_3600	Y_3710
Line	224.306 {450}	360.073 { 94}	371.030 { 91}
Units	Cts/S	Cts/S	Cts/S
Avg	**4186.1**	**20728.**	**7605.3**
Stddev	8.2	67.	44.7
%RSD	.19552	.32180	.58719
#1	4191.1	20652.	7554.5
#2	4176.6	20751.	7622.7
#3	4190.5	20779.	7638.6

Sample Name: 460-127043-a-4-b@4 Acquired: 1/22/2017 12:04:34 Type: Unk
Method: BC011117(v8) Mode: CONC Corr. Factor: 1.000000
User: admin Custom ID1: Custom ID2: Custom ID3:
Comment:

Elem	Al3961	As1890	Ag3280	Ba2335	Be3130	Ca3181
Line	396.152 { 85}	189.042 {478}	328.068 {103}	233.527 {445}	313.042 {108}	318.128 {106}
IS Ref	(Y_3710)	(Y_2243)	(Y_3600)	(Y_2243)	(Y_3710)	(Y_3600)
Units	ppb	ppb	ppb	ppb	ppb	ppb
Avg	**44620.**	**510.1**	**-3.598**	**1031.**	**.9291**	F **308600.**
Stddev	129.	2.4	.651	3.	.0696	2338.
%RSD	.2892	.4634	18.10	.3215	7.495	.7576
#1	44520.	508.4	-4.328	1028.	1.007	306100.
#2	44570.	512.8	-3.077	1034.	.9063	310700.
#3	44770.	509.0	-3.388	1030.	.8738	309000.
Check ?	Chk Pass	Chk Pass	Chk Pass	Chk Pass	Chk Pass	Chk Fail
High Limit						250000.
Low Limit						-200.0

Elem	Cd2265	Co2286	Cr2677	Cu3247	Fe2714	K_7664
Line	226.502 {449}	228.616 {447}	267.716 {126}	324.754 {104}	271.441 {124}	766.490 { 44}
IS Ref	(Y_2243)	(Y_2243)	(Y_3600)	(Y_3600)	(Y_3600)	(Y_3710)
Units	ppb	ppb	ppb	ppb	ppb	ppb
Avg	**.5209**	**56.41**	**102.1**	**125.1**	**80730.**	**3175.**
Stddev	.0769	.20	.5	.9	507.	16.
%RSD	14.76	.3529	.4751	.7294	.6287	.5114
#1	.5571	56.18	101.6	124.6	80150.	3160.
#2	.4325	56.52	102.5	126.1	81120.	3192.
#3	.5729	56.52	102.3	124.5	80900.	3174.
Check ?	Chk Pass	Chk Pass	Chk Pass	Chk Pass	Chk Pass	Chk Pass
High Limit						
Low Limit						

Elem	Mg2790	Mn2576	Na5895	Ni2316	Pb2203	Sb2068
Line	279.079 {121}	257.610 {131}	589.592 { 57}	231.604 {446}	220.353 {453}	206.833 {463}
IS Ref	(Y_3600)	(Y_3600)	(Y_3710)	(Y_2243)	(Y_2243)	(Y_2243)
Units	ppb	ppb	ppb	ppb	ppb	ppb
Avg	**37950.**	**1918.**	**26250.**	**489.7**	**174.5**	**84.66**
Stddev	318.	13.	31.	1.3	1.7	.57
%RSD	.8375	.6539	.1172	.2741	.9746	.6742
#1	37620.	1904.	26220.	488.2	173.2	85.32
#2	38250.	1928.	26280.	490.6	176.4	84.30
#3	37990.	1923.	26250.	490.3	174.0	84.37
Check ?	Chk Pass	Chk Pass	Chk Pass	Chk Pass	Chk Pass	Chk Pass
High Limit						
Low Limit						

Sample Name: 460-127043-a-4-b@4 Acquired: 1/22/2017 12:04:34 Type: Unk
Method: BC011117(v8) Mode: CONC Corr. Factor: 1.000000
User: admin Custom ID1: Custom ID2: Custom ID3:
Comment:

Elem	Se196	Tl1908	V_2924	Zn2062	B_2089	Mo2020
Line	196.090 {472}	190.856 {477}	292.402 {115}	206.200 {463}	208.959 {461}	202.030 {467}
IS Ref	(Y_2243)	(Y_2243)	(Y_3600)	(Y_2243)	(Y_2243)	(Y_2243)
Units	ppb	ppb	ppb	ppb	ppb	ppb
Avg	**28.82**	**5.596**	**676.7**	**842.2**	**183.3**	**16.40**
Stddev	1.76	2.379	3.0	4.5	1.7	.43
%RSD	6.097	42.51	.4435	.5401	.9399	2.605
#1	26.79	8.310	673.5	837.2	183.6	16.50
#2	29.83	3.877	677.0	846.0	181.5	16.76
#3	29.84	4.600	679.4	843.4	184.9	15.93
Check ?	Chk Pass	Chk Pass	Chk Pass	Chk Pass	Chk Pass	Chk Pass
High Limit						
Low Limit						

Elem	Sn1899	Sr4077	Ti3349	Si2881
Line	189.989 {477}	407.771 { 83}	334.941 {101}	288.158 {117}
IS Ref	(Y_2243)	(Y_3710)	(Y_3600)	(Y_2243)
Units	ppb	ppb	ppb	ppb
Avg	**11.62**	**666.7**	**674.1**	**973.9**
Stddev	.44	1.9	1.7	25.4
%RSD	3.800	.2800	.2486	2.613
#1	12.07	665.6	672.4	977.4
#2	11.18	668.8	674.3	997.4
#3	11.61	665.6	675.7	946.9
Check ?	Chk Pass	Chk Pass	Chk Pass	Chk Pass
High Limit				
Low Limit				

Int. Std.	Y_2243	Y_3600	Y_3710
Line	224.306 {450}	360.073 { 94}	371.030 { 91}
Units	Cts/S	Cts/S	Cts/S
Avg	**3992.3**	**19701.**	**7450.2**
Stddev	17.0	154.	95.3
%RSD	.42560	.78306	1.2798
#1	3990.6	19752.	7356.5
#2	3976.2	19527.	7547.1
#3	4010.0	19822.	7447.0

Sample Name: 460-127046-a-1-c@100 Acquired: 1/22/2017 12:08:17 Type: Unk
Method: BC011117(v8) Mode: CONC Corr. Factor: 1.000000
User: admin Custom ID1: Custom ID2: Custom ID3:
Comment:

Elem	Al3961	As1890	Ag3280	Ba2335	Be3130	Ca3181
Line	396.152 { 85}	189.042 {478}	328.068 {103}	233.527 {445}	313.042 {108}	318.128 {106}
IS Ref	(Y_3710)	(Y_2243)	(Y_3600)	(Y_2243)	(Y_3710)	(Y_3600)
Units	ppb	ppb	ppb	ppb	ppb	ppb
Avg	**721.8**	**-1.999**	**-.1188**	**46.82**	**-.0649**	**2757.**
Stddev	21.7	1.226	.3221	.21	.1473	28.
%RSD	3.012	61.31	271.1	.4511	226.8	1.031
#1	728.7	-1.512	-.0734	46.58	.0440	2747.
#2	697.4	-1.092	-.4612	46.94	-.0063	2735.
#3	739.2	-3.394	.1782	46.95	-.2325	2790.
Check ?	Chk Pass	Chk Pass	Chk Pass	Chk Pass	Chk Pass	Chk Pass
High Limit						
Low Limit						

Elem	Cd2265	Co2286	Cr2677	Cu3247	Fe2714	K_7664
Line	226.502 {449}	228.616 {447}	267.716 {126}	324.754 {104}	271.441 {124}	766.490 { 44}
IS Ref	(Y_2243)	(Y_2243)	(Y_3600)	(Y_3600)	(Y_3600)	(Y_3710)
Units	ppb	ppb	ppb	ppb	ppb	ppb
Avg	**4.066**	**8.103**	**3833.**	**36.01**	**1889.**	**1188.**
Stddev	.074	.127	34.	.53	27.	41.
%RSD	1.824	1.567	.8813	1.480	1.428	3.472
#1	4.119	7.964	3815.	36.42	1859.	1140.
#2	3.981	8.132	3812.	35.41	1898.	1212.
#3	4.097	8.213	3872.	36.19	1910.	1211.
Check ?	Chk Pass	Chk Pass	Chk Pass	Chk Pass	Chk Pass	Chk Pass
High Limit						
Low Limit						

Elem	Mg2790	Mn2576	Na5895	Ni2316	Pb2203	Sb2068
Line	279.079 {121}	257.610 {131}	589.592 { 57}	231.604 {446}	220.353 {453}	206.833 {463}
IS Ref	(Y_3600)	(Y_3600)	(Y_3710)	(Y_2243)	(Y_2243)	(Y_2243)
Units	ppb	ppb	ppb	ppb	ppb	ppb
Avg	**1934.**	**40.94**	**11.35**	**9.119**	F **15950.**	**611.5**
Stddev	13.	.31	3.42	.344	42.	1.8
%RSD	.6518	.7566	30.18	3.769	.2646	.2998
#1	1927.	40.71	12.16	8.724	15920.	612.1
#2	1925.	40.81	7.590	9.284	15940.	609.4
#3	1948.	41.29	14.29	9.349	16000.	613.0
Check ?	Chk Pass	Chk Pass	Chk Pass	Chk Pass	Chk Fail	Chk Pass
High Limit					15000.	
Low Limit					-10.00	

Sample Name: 460-127046-a-1-c@100 Acquired: 1/22/2017 12:08:17 Type: Unk
Method: BC011117(v8) Mode: CONC Corr. Factor: 1.000000
User: admin Custom ID1: Custom ID2: Custom ID3:
Comment:

Elem	Se196	Tl1908	V_2924	Zn2062	B_2089	Mo2020
Line	196.090 {472}	190.856 {477}	292.402 {115}	206.200 {463}	208.959 {461}	202.030 {467}
IS Ref	(Y_2243)	(Y_2243)	(Y_3600)	(Y_2243)	(Y_2243)	(Y_2243)
Units	ppb	ppb	ppb	ppb	ppb	ppb
Avg	**-2.392**	**3.864**	**21.92**	F **14310.**	**5.674**	**.6729**
Stddev	3.227	1.525	.35	102.	.256	.3447
%RSD	134.9	39.47	1.595	.7143	4.511	51.23
#1	1.006	2.379	21.74	14240.	5.858	.2845
#2	-2.765	3.787	21.70	14270.	5.382	.7918
#3	-5.416	5.427	22.32	14430.	5.781	.9424
Check ?	Chk Pass	Chk Pass	Chk Pass	Chk Fail	Chk Pass	Chk Pass
High Limit				5000.		
Low Limit				-50.00		

Elem	Sn1899	Sr4077	Ti3349	Si2881
Line	189.989 {477}	407.771 { 83}	334.941 {101}	288.158 {117}
IS Ref	(Y_2243)	(Y_3710)	(Y_3600)	(Y_2243)
Units	ppb	ppb	ppb	ppb
Avg	**36.08**	**21.79**	**36.64**	**8.680**
Stddev	.37	.08	.65	1.485
%RSD	1.019	.3508	1.769	17.11
#1	35.65	21.87	35.89	8.817
#2	36.29	21.78	37.01	7.131
#3	36.28	21.71	37.02	10.09
Check ?	Chk Pass	Chk Pass	Chk Pass	Chk Pass
High Limit				
Low Limit				

Int. Std.	Y_2243	Y_3600	Y_3710
Line	224.306 {450}	360.073 { 94}	371.030 { 91}
Units	Cts/S	Cts/S	Cts/S
Avg	**4158.5**	**20513.**	**7478.0**
Stddev	45.1	355.	216.0
%RSD	1.0841	1.7293	2.8880
#1	4196.8	20706.	7610.5
#2	4169.9	20728.	7594.7
#3	4108.8	20103.	7228.8

Sample Name: 460-127098-i-1-a@20 Acquired: 1/22/2017 12:12:04 Type: Unk
Method: BC011117(v8) Mode: CONC Corr. Factor: 1.000000
User: admin Custom ID1: Custom ID2: Custom ID3:
Comment:

Elem	Al3961	As1890	Ag3280	Ba2335	Be3130	Ca3181
Line	396.152 { 85}	189.042 {478}	328.068 {103}	233.527 {445}	313.042 {108}	318.128 {106}
IS Ref	(Y_3710)	(Y_2243)	(Y_3600)	(Y_2243)	(Y_3710)	(Y_3600)
Units	ppb	ppb	ppb	ppb	ppb	ppb
Avg	**36.14**	**229.2**	**12.50**	**14.41**	**.7414**	**209.6**
Stddev	4.40	1.6	.26	.10	.0546	7.4
%RSD	12.17	.7132	2.056	.7065	7.363	3.549
#1	41.17	229.3	12.71	14.37	.6848	204.0
#2	34.26	227.6	12.22	14.35	.7457	206.7
#3	33.00	230.8	12.58	14.53	.7938	218.0
Check ?	Chk Pass	Chk Pass	Chk Pass	Chk Pass	Chk Pass	Chk Pass
High Limit						
Low Limit						

Elem	Cd2265	Co2286	Cr2677	Cu3247	Fe2714	K_7664
Line	226.502 {449}	228.616 {447}	267.716 {126}	324.754 {104}	271.441 {124}	766.490 { 44}
IS Ref	(Y_2243)	(Y_2243)	(Y_3600)	(Y_3600)	(Y_3600)	(Y_3710)
Units	ppb	ppb	ppb	ppb	ppb	ppb
Avg	**268.0**	**12.00**	**6.177**	**24650.**	**6620.**	**4602.**
Stddev	1.2	.24	.111	15.	67.	45.
%RSD	.4477	1.976	1.792	.0611	1.010	.9821
#1	266.8	12.23	6.089	24650.	6550.	4598.
#2	268.0	11.76	6.141	24660.	6627.	4559.
#3	269.2	12.02	6.301	24630.	6683.	4649.
Check ?	Chk Pass	Chk Pass	Chk Pass	Chk Pass	Chk Pass	Chk Pass
High Limit						
Low Limit						

Elem	Mg2790	Mn2576	Na5895	Ni2316	Pb2203	Sb2068
Line	279.079 {121}	257.610 {131}	589.592 { 57}	231.604 {446}	220.353 {453}	206.833 {463}
IS Ref	(Y_3600)	(Y_3600)	(Y_3710)	(Y_2243)	(Y_2243)	(Y_2243)
Units	ppb	ppb	ppb	ppb	ppb	ppb
Avg	**77.65**	**3.316**	F **385000.**	**4353.**	F **85440.**	F **88040.**
Stddev	4.33	.042	3879.	5.	302.	297.
%RSD	5.580	1.268	1.008	.1041	.3539	.3375
#1	79.90	3.275	385300.	4349.	85110.	88380.
#2	72.66	3.359	388700.	4351.	85530.	87820.
#3	80.40	3.316	380900.	4358.	85690.	87930.
Check ?	Chk Pass	Chk Pass	Chk Fail	Chk Pass	Chk Fail	Chk Fail
High Limit			250000.		15000.	2000.
Low Limit			-5000.		-10.00	-20.00

Sample Name: 460-127098-i-1-a@20 Acquired: 1/22/2017 12:12:04 Type: Unk
Method: BC011117(v8) Mode: CONC Corr. Factor: 1.000000
User: admin Custom ID1: Custom ID2: Custom ID3:
Comment:

Elem	Se196	Tl1908	V_2924	Zn2062	B_2089	Mo2020
Line	196.090 {472}	190.856 {477}	292.402 {115}	206.200 {463}	208.959 {461}	202.030 {467}
IS Ref	(Y_2243)	(Y_2243)	(Y_3600)	(Y_2243)	(Y_2243)	(Y_2243)
Units	ppb	ppb	ppb	ppb	ppb	ppb
Avg	F **34530.**	**.4539**	**-.1077**	**32.74**	**32.91**	**.0258**
Stddev	157.	3.139	.4491	1.51	.47	.0492
%RSD	.4535	691.6	416.9	4.620	1.427	190.9
#1	34690.	.2682	.1235	31.11	33.44	.0726
#2	34380.	3.682	.1787	33.00	32.72	.0302
#3	34510.	-2.588	-.6254	34.10	32.56	-.0255
Check ?	Chk Fail	Chk Pass	Chk Pass	Chk Pass	Chk Pass	Chk Pass
High Limit	5000.					
Low Limit	-10.00					

Elem	Sn1899	Sr4077	Ti3349	Si2881
Line	189.989 {477}	407.771 { 83}	334.941 {101}	288.158 {117}
IS Ref	(Y_2243)	(Y_3710)	(Y_3600)	(Y_2243)
Units	ppb	ppb	ppb	ppb
Avg	**83.21**	**2.620**	**2.340**	**97.63**
Stddev	.96	.108	.175	8.80
%RSD	1.156	4.103	7.476	9.016
#1	82.11	2.503	2.418	87.49
#2	83.86	2.644	2.462	102.2
#3	83.67	2.714	2.140	103.2
Check ?	Chk Pass	Chk Pass	Chk Pass	Chk Pass
High Limit				
Low Limit				

Int. Std.	Y_2243	Y_3600	Y_3710
Line	224.306 {450}	360.073 { 94}	371.030 { 91}
Units	Cts/S	Cts/S	Cts/S
Avg	**3960.5**	**18965.**	**7165.4**
Stddev	16.0	233.	58.5
%RSD	.40370	1.2284	.81685
#1	3975.1	19229.	7231.4
#2	3963.1	18879.	7145.0
#3	3943.4	18787.	7119.8

Sample Name: 460-127099-a-1-a@4 Acquired: 1/22/2017 12:15:57 Type: Unk
Method: BC011117(v8) Mode: CONC Corr. Factor: 1.000000
User: admin Custom ID1: Custom ID2: Custom ID3:
Comment:

Elem	Al3961	As1890	Ag3280	Ba2335	Be3130	Ca3181
Line	396.152 { 85}	189.042 {478}	328.068 {103}	233.527 {445}	313.042 {108}	318.128 {106}
IS Ref	(Y_3710)	(Y_2243)	(Y_3600)	(Y_2243)	(Y_3710)	(Y_3600)
Units	ppb	ppb	ppb	ppb	ppb	ppb
Avg	**38070.**	**12.75**	**-2.053**	**203.1**	**2.489**	**12690.**
Stddev	111.	.83	.227	.5	.128	80.
%RSD	.2905	6.513	11.07	.2394	5.132	.6271
#1	38150.	12.07	-2.030	203.3	2.569	12780.
#2	37940.	13.68	-1.839	202.6	2.342	12640.
#3	38120.	12.52	-2.292	203.5	2.556	12650.
Check ?	Chk Pass	Chk Pass	Chk Pass	Chk Pass	Chk Pass	Chk Pass
High Limit						
Low Limit						

Elem	Cd2265	Co2286	Cr2677	Cu3247	Fe2714	K_7664
Line	226.502 {449}	228.616 {447}	267.716 {126}	324.754 {104}	271.441 {124}	766.490 { 44}
IS Ref	(Y_2243)	(Y_2243)	(Y_3600)	(Y_3600)	(Y_3600)	(Y_3710)
Units	ppb	ppb	ppb	ppb	ppb	ppb
Avg	**-.2493**	**28.16**	**63.91**	**137.1**	**72970.**	**4306.**
Stddev	.0856	.24	.36	1.0	320.	57.
%RSD	34.34	.8522	.5622	.7296	.4389	1.314
#1	-.3479	27.88	64.30	137.9	73310.	4355.
#2	-.1936	28.31	63.82	137.5	72920.	4244.
#3	-.2064	28.29	63.60	136.0	72670.	4319.
Check ?	Chk Pass	Chk Pass	Chk Pass	Chk Pass	Chk Pass	Chk Pass
High Limit						
Low Limit						

Elem	Mg2790	Mn2576	Na5895	Ni2316	Pb2203	Sb2068
Line	279.079 {121}	257.610 {131}	589.592 { 57}	231.604 {446}	220.353 {453}	206.833 {463}
IS Ref	(Y_3600)	(Y_3600)	(Y_3710)	(Y_2243)	(Y_2243)	(Y_2243)
Units	ppb	ppb	ppb	ppb	ppb	ppb
Avg	**12620.**	**1419.**	**389.9**	**66.49**	**152.3**	**84.69**
Stddev	104.	5.	45.7	.69	4.0	24.09
%RSD	.8210	.3281	11.71	1.033	2.643	28.45
#1	12730.	1424.	391.2	67.25	157.0	57.82
#2	12590.	1419.	434.9	66.32	150.1	91.87
#3	12530.	1415.	343.6	65.90	149.9	104.4
Check ?	Chk Pass	Chk Pass	Chk Pass	Chk Pass	Chk Pass	Chk Pass
High Limit						
Low Limit						

Sample Name: 460-127099-a-1-a@4 Acquired: 1/22/2017 12:15:57 Type: Unk
Method: BC011117(v8) Mode: CONC Corr. Factor: 1.000000
User: admin Custom ID1: Custom ID2: Custom ID3:
Comment:

Elem	Se196	Tl1908	V_2924	Zn2062	B_2089	Mo2020
Line	196.090 {472}	190.856 {477}	292.402 {115}	206.200 {463}	208.959 {461}	202.030 {467}
IS Ref	(Y_2243)	(Y_2243)	(Y_3600)	(Y_2243)	(Y_2243)	(Y_2243)
Units	ppb	ppb	ppb	ppb	ppb	ppb
Avg	**3.120**	**1.160**	**85.91**	**295.0**	**17.63**	**1.358**
Stddev	2.944	.603	.54	.5	.40	.180
%RSD	94.36	52.00	.6329	.1819	2.284	13.22
#1	5.553	1.617	85.77	294.4	17.34	1.191
#2	3.961	1.387	85.44	295.4	17.46	1.548
#3	-.1528	.4764	86.51	295.1	18.09	1.334
Check ?	Chk Pass	Chk Pass	Chk Pass	Chk Pass	Chk Pass	Chk Pass
High Limit						
Low Limit						

Elem	Sn1899	Sr4077	Ti3349	Si2881
Line	189.989 {477}	407.771 { 83}	334.941 {101}	288.158 {117}
IS Ref	(Y_2243)	(Y_3710)	(Y_3600)	(Y_2243)
Units	ppb	ppb	ppb	ppb
Avg	**11.94**	**50.55**	**1109.**	**808.6**
Stddev	.92	.31	3.	34.0
%RSD	7.677	.6147	.2268	4.199
#1	12.96	50.31	1111.	791.9
#2	11.18	50.44	1111.	847.6
#3	11.68	50.90	1107.	786.2
Check ?	Chk Pass	Chk Pass	Chk Pass	Chk Pass
High Limit				
Low Limit				

Int. Std.	Y_2243	Y_3600	Y_3710
Line	224.306 {450}	360.073 { 94}	371.030 { 91}
Units	Cts/S	Cts/S	Cts/S
Avg	**4223.6**	**20798.**	**7616.6**
Stddev	22.3	294.	137.3
%RSD	.52745	1.4115	1.8030
#1	4210.0	20460.	7458.5
#2	4211.6	20960.	7705.8
#3	4249.4	20975.	7685.5

Sample Name: CCV Acquired: 1/22/2017 12:19:43 Type: QC
Method: BC011117(v8) Mode: CONC Corr. Factor: 1.000000
User: admin Custom ID1: Custom ID2: Custom ID3:
Comment:

Elem	Al3961	As1890	Ag3280	Ba2335	Be3130	Ca3181
Line	396.152 { 85}	189.042 {478}	328.068 {103}	233.527 {445}	313.042 {108}	318.128 {106}
IS Ref	(Y_3710)	(Y_2243)	(Y_3600)	(Y_2243)	(Y_3710)	(Y_3600)
Units	ppb	ppb	ppb	ppb	ppb	ppb
Avg	**120800.**	**2449.**	**1253.**	**10140.**	**967.5**	**121400.**
Stddev	259.	2.	5.	8.	1.7	886.
%RSD	.2144	.0733	.3862	.0822	.1794	.7301
#1	120800.	2451.	1248.	10140.	969.5	120600.
#2	120500.	2448.	1256.	10150.	966.8	121200.
#3	121000.	2449.	1256.	10150.	966.3	122400.
Check ?	Chk Pass	Chk Pass	Chk Pass	Chk Pass	Chk Pass	Chk Pass
Value						
Range						

Elem	Cd2265	Co2286	Cr2677	Cu3247	Fe2714	K_7664
Line	226.502 {449}	228.616 {447}	267.716 {126}	324.754 {104}	271.441 {124}	766.490 { 44}
IS Ref	(Y_2243)	(Y_2243)	(Y_3600)	(Y_3600)	(Y_3600)	(Y_3710)
Units	ppb	ppb	ppb	ppb	ppb	ppb
Avg	**1243.**	**2471.**	**5009.**	**12440.**	**98270.**	**48800.**
Stddev	2.	4.	25.	28.	583.	76.
%RSD	.1943	.1660	.4900	.2291	.5931	.1555
#1	1241.	2467.	4989.	12420.	97730.	48710.
#2	1242.	2470.	5001.	12470.	98190.	48830.
#3	1246.	2476.	5036.	12430.	98890.	48850.
Check ?	Chk Pass	Chk Pass	Chk Pass	Chk Pass	Chk Pass	Chk Pass
Value						
Range						

Elem	Mg2790	Mn2576	Na5895	Ni2316	Pb2203	Sb2068
Line	279.079 {121}	257.610 {131}	589.592 { 57}	231.604 {446}	220.353 {453}	206.833 {463}
IS Ref	(Y_3600)	(Y_3600)	(Y_3710)	(Y_2243)	(Y_2243)	(Y_2243)
Units	ppb	ppb	ppb	ppb	ppb	ppb
Avg	**122300.**	**4989.**	**125700.**	**2483.**	**7477.**	**994.6**
Stddev	730.	26.	213.	5.	8.	7.1
%RSD	.5973	.5179	.1692	.1813	.1071	.7176
#1	121600.	4965.	125800.	2479.	7472.	990.3
#2	122100.	4986.	125700.	2482.	7474.	990.7
#3	123000.	5017.	125400.	2487.	7487.	1003.
Check ?	Chk Pass	Chk Pass	Chk Pass	Chk Pass	Chk Pass	Chk Pass
Value						
Range						

Sample Name: CCV Acquired: 1/22/2017 12:19:43 Type: QC
Method: BC011117(v8) Mode: CONC Corr. Factor: 1.000000
User: admin Custom ID1: Custom ID2: Custom ID3:
Comment:

Elem	Se196	Tl1908	V_2924	Zn2062	B_2089	Mo2020
Line	196.090 {472}	190.856 {477}	292.402 {115}	206.200 {463}	208.959 {461}	202.030 {467}
IS Ref	(Y_2243)	(Y_2243)	(Y_3600)	(Y_2243)	(Y_2243)	(Y_2243)
Units	ppb	ppb	ppb	ppb	ppb	ppb
Avg	**2454.**	**2520.**	**2469.**	**2503.**	**1002.**	**2435.**
Stddev	12.	7.	11.	11.	4.	2.
%RSD	.4885	.2771	.4640	.4196	.3684	.0810
#1	2465.	2522.	2457.	2493.	1003.	2436.
#2	2441.	2512.	2470.	2502.	997.5	2432.
#3	2454.	2526.	2480.	2514.	1005.	2435.
Check ?	Chk Pass	Chk Pass	Chk Pass	Chk Pass	Chk Pass	Chk Pass
Value						
Range						

Elem	Sn1899	Sr4077	Ti3349	Si2881
Line	189.989 {477}	407.771 { 83}	334.941 {101}	288.158 {117}
IS Ref	(Y_2243)	(Y_3710)	(Y_3600)	(Y_2243)
Units	ppb	ppb	ppb	ppb
Avg	**991.3**	**4961.**	**9993.**	**9273.**
Stddev	5.8	3.	12.	54.
%RSD	.5884	.0524	.1249	.5816
#1	990.8	4964.	9979.	9218.
#2	985.7	4961.	9996.	9325.
#3	997.4	4959.	10000.	9277.
Check ?	Chk Pass	Chk Pass	Chk Pass	None
Value				
Range				

Int. Std.	Y_2243	Y_3600	Y_3710
Line	224.306 {450}	360.073 { 94}	371.030 { 91}
Units	Cts/S	Cts/S	Cts/S
Avg	**3847.8**	**18971.**	**7161.3**
Stddev	10.5	126.	50.3
%RSD	.27221	.66670	.70242
#1	3850.1	19034.	7130.2
#2	3856.9	19054.	7219.3
#3	3836.3	18825.	7134.3

Sample Name: CCB Acquired: 1/22/2017 12:23:12 Type: QC
Method: BC011117(v8) Mode: CONC Corr. Factor: 1.000000
User: admin Custom ID1: Custom ID2: Custom ID3:
Comment:

Elem	Al3961	As1890	Ag3280	Ba2335	Be3130	Ca3181
Line	396.152 { 85}	189.042 {478}	328.068 {103}	233.527 {445}	313.042 {108}	318.128 {106}
IS Ref	(Y_3710)	(Y_2243)	(Y_3600)	(Y_2243)	(Y_3710)	(Y_3600)
Units	ppb	ppb	ppb	ppb	ppb	ppb
Avg	**2.936**	**-.2678**	**-.3477**	**1.044**	**.0805**	**1.285**
Stddev	12.79	1.861	.5314	1.356	.2156	2.980
%RSD	435.6	695.1	152.8	129.8	267.7	232.0
#1	-10.74	-2.012	-.7324	2.609	.1268	4.230
#2	14.60	1.692	-.5694	.2820	.2693	1.353
#3	4.945	-.4835	.2587	.2408	-.1545	-1.729
Check ?	Chk Pass	Chk Pass	Chk Pass	Chk Pass	Chk Pass	Chk Pass
High Limit						
Low Limit						

Elem	Cd2265	Co2286	Cr2677	Cu3247	Fe2714	K_7664
Line	226.502 {449}	228.616 {447}	267.716 {126}	324.754 {104}	271.441 {124}	766.490 { 44}
IS Ref	(Y_2243)	(Y_2243)	(Y_3600)	(Y_3600)	(Y_3600)	(Y_3710)
Units	ppb	ppb	ppb	ppb	ppb	ppb
Avg	**.1974**	**.4584**	**.2143**	**.9431**	**13.73**	**8.937**
Stddev	.2761	.2009	.1984	.1487	5.29	21.85
%RSD	139.8	43.82	92.59	15.76	38.52	244.5
#1	.5117	.6484	.0904	1.035	7.950	-7.423
#2	-.0060	.2481	.1094	1.022	14.93	33.75
#3	.0866	.4788	.4432	.7716	18.33	.4805
Check ?	Chk Pass	Chk Pass	Chk Pass	Chk Pass	Chk Pass	Chk Pass
High Limit						
Low Limit						

Elem	Mg2790	Mn2576	Na5895	Ni2316	Pb2203	Sb2068
Line	279.079 {121}	257.610 {131}	589.592 { 57}	231.604 {446}	220.353 {453}	206.833 {463}
IS Ref	(Y_3600)	(Y_3600)	(Y_3710)	(Y_2243)	(Y_2243)	(Y_2243)
Units	ppb	ppb	ppb	ppb	ppb	ppb
Avg	**1.958**	**.2009**	**-43.19**	**.4584**	**1.558**	**8.810**
Stddev	5.894	.1641	28.02	.4620	2.141	4.367
%RSD	301.0	81.65	64.88	100.8	137.4	49.56
#1	-1.685	.3903	-34.22	.8701	3.949	3.847
#2	8.758	.1065	-20.75	-.0413	.9084	10.52
#3	-1.199	.1059	-74.59	.5465	-.1824	12.06
Check ?	Chk Pass	Chk Pass	Chk Pass	Chk Pass	Chk Pass	Chk Pass
High Limit						
Low Limit						

Sample Name: CCB Acquired: 1/22/2017 12:23:12 Type: QC
Method: BC011117(v8) Mode: CONC Corr. Factor: 1.000000
User: admin Custom ID1: Custom ID2: Custom ID3:
Comment:

Elem	Se196	Tl1908	V_2924	Zn2062	B_2089	Mo2020
Line	196.090 {472}	190.856 {477}	292.402 {115}	206.200 {463}	208.959 {461}	202.030 {467}
IS Ref	(Y_2243)	(Y_2243)	(Y_3600)	(Y_2243)	(Y_2243)	(Y_2243)
Units	ppb	ppb	ppb	ppb	ppb	ppb
Avg	**.4651**	**3.795**	**.0992**	**.1105**	**.8577**	**2.400**
Stddev	2.800	1.259	.4214	.3801	.9790	.563
%RSD	602.1	33.18	424.7	344.1	114.1	23.47
#1	1.386	2.560	-.3508	.5493	1.888	1.848
#2	2.689	5.077	.1638	-.1171	.7445	2.377
#3	-2.680	3.747	.4846	-.1008	-.0599	2.974
Check ?	Chk Pass	Chk Pass	Chk Pass	Chk Pass	Chk Pass	Chk Pass
High Limit						
Low Limit						

Elem	Sn1899	Sr4077	Ti3349	Si2881
Line	189.989 {477}	407.771 { 83}	334.941 {101}	288.158 {117}
IS Ref	(Y_2243)	(Y_3710)	(Y_3600)	(Y_2243)
Units	ppb	ppb	ppb	ppb
Avg	**-.0274**	**.4401**	**.9769**	**-27.53**
Stddev	.1172	.2254	.3634	6.12
%RSD	427.1	51.21	37.20	22.21
#1	.0932	.5302	.7873	-20.74
#2	-.1409	.6065	.7475	-32.60
#3	-.0346	.1836	1.396	-29.26
Check ?	Chk Pass	Chk Pass	Chk Pass	None
High Limit				
Low Limit				

Int. Std.	Y_2243	Y_3600	Y_3710
Line	224.306 {450}	360.073 { 94}	371.030 { 91}
Units	Cts/S	Cts/S	Cts/S
Avg	**4154.8**	**20176.**	**7327.6**
Stddev	8.5	95.	58.3
%RSD	.20426	.47310	.79508
#1	4146.8	20066.	7262.9
#2	4163.7	20225.	7344.3
#3	4153.9	20238.	7375.7

Sample Name: CCVL Acquired: 1/22/2017 12:27:04 Type: QC
Method: BC011117(v8) Mode: CONC Corr. Factor: 1.000000
User: admin Custom ID1: Custom ID2: Custom ID3:
Comment:

Elem	Al3961	As1890	Ag3280	Ba2335	Be3130	Ca3181
Line	396.152 { 85}	189.042 {478}	328.068 {103}	233.527 {445}	313.042 {108}	318.128 {106}
IS Ref	(Y_3710)	(Y_2243)	(Y_3600)	(Y_2243)	(Y_3710)	(Y_3600)
Units	ppb	ppb	ppb	ppb	ppb	ppb
Avg	**187.8**	**14.86**	**9.408**	**207.4**	**1.971**	**4907.**
Stddev	23.0	1.64	.694	.4	.032	19.
%RSD	12.23	11.00	7.379	.1833	1.646	.3906
#1	184.2	15.83	10.21	207.1	1.936	4923.
#2	212.3	12.97	8.961	207.2	2.001	4885.
#3	166.7	15.78	9.054	207.8	1.975	4912.
Check ?	Chk Pass	Chk Pass	Chk Pass	Chk Pass	Chk Pass	Chk Pass
Value						
Range						

Elem	Cd2265	Co2286	Cr2677	Cu3247	Fe2714	K_7664
Line	226.502 {449}	228.616 {447}	267.716 {126}	324.754 {104}	271.441 {124}	766.490 { 44}
IS Ref	(Y_2243)	(Y_2243)	(Y_3600)	(Y_3600)	(Y_3600)	(Y_3710)
Units	ppb	ppb	ppb	ppb	ppb	ppb
Avg	**4.087**	**51.67**	**10.04**	**25.42**	**169.2**	**4571.**
Stddev	.021	.31	.28	.04	7.3	30.
%RSD	.5152	.6019	2.777	.1484	4.334	.6531
#1	4.102	51.56	9.873	25.39	173.0	4550.
#2	4.097	52.02	10.36	25.46	160.7	4605.
#3	4.063	51.43	9.879	25.41	173.8	4559.
Check ?	Chk Pass	Chk Pass	Chk Pass	Chk Pass	Chk Pass	Chk Pass
Value						
Range						

Elem	Mg2790	Mn2576	Na5895	Ni2316	Pb2203	Sb2068
Line	279.079 {121}	257.610 {131}	589.592 { 57}	231.604 {446}	220.353 {453}	206.833 {463}
IS Ref	(Y_3600)	(Y_3600)	(Y_3710)	(Y_2243)	(Y_2243)	(Y_2243)
Units	ppb	ppb	ppb	ppb	ppb	ppb
Avg	**4674.**	**15.72**	**4478.**	**41.60**	**10.21**	**24.66**
Stddev	25.	.10	31.	.21	.98	2.00
%RSD	.5367	.6243	.6995	.5046	9.570	8.118
#1	4653.	15.72	4515.	41.59	10.77	22.89
#2	4702.	15.82	4460.	41.81	10.77	24.26
#3	4668.	15.62	4461.	41.39	9.078	26.84
Check ?	Chk Pass	Chk Pass	Chk Pass	Chk Pass	Chk Pass	Chk Pass
Value						
Range						

Sample Name: CCVL Acquired: 1/22/2017 12:27:04 Type: QC
Method: BC011117(v8) Mode: CONC Corr. Factor: 1.000000
User: admin Custom ID1: Custom ID2: Custom ID3:
Comment:

Elem	Se196	Tl1908	V_2924	Zn2062	B_2089	Mo2020
Line	196.090 {472}	190.856 {477}	292.402 {115}	206.200 {463}	208.959 {461}	202.030 {467}
IS Ref	(Y_2243)	(Y_2243)	(Y_3600)	(Y_2243)	(Y_2243)	(Y_2243)
Units	ppb	ppb	ppb	ppb	ppb	ppb
Avg	**18.41**	**24.02**	**49.45**	**31.30**	**46.95**	**19.06**
Stddev	3.16	.32	.41	.16	.54	.47
%RSD	17.16	1.337	.8366	.5180	1.144	2.453
#1	15.48	23.65	48.99	31.22	47.15	18.53
#2	18.00	24.18	49.59	31.19	46.34	19.27
#3	21.76	24.24	49.78	31.48	47.36	19.39
Check ?	Chk Pass	Chk Pass	Chk Pass	Chk Pass	Chk Pass	Chk Pass
Value						
Range						

Elem	Sn1899	Sr4077	Ti3349	Si2881
Line	189.989 {477}	407.771 { 83}	334.941 {101}	288.158 {117}
IS Ref	(Y_2243)	(Y_3710)	(Y_3600)	(Y_2243)
Units	ppb	ppb	ppb	ppb
Avg	**48.73**	**19.79**	**19.69**	F **-18.98**
Stddev	.49	.21	.47	5.26
%RSD	1.014	1.078	2.375	27.70
#1	48.85	19.57	19.15	-24.16
#2	48.19	20.00	19.92	-13.65
#3	49.16	19.80	20.00	-19.14
Check ?	Chk Pass	Chk Pass	Chk Pass	Chk Fail
Value				200.0
Range				-30.50%

Int. Std.	Y_2243	Y_3600	Y_3710
Line	224.306 {450}	360.073 { 94}	371.030 { 91}
Units	Cts/S	Cts/S	Cts/S
Avg	**4179.4**	**20321.**	**7462.9**
Stddev	10.4	55.	28.0
%RSD	.24976	.26943	.37546
#1	4168.1	20289.	7439.9
#2	4188.8	20384.	7494.1
#3	4181.1	20289.	7454.6

Sample Name: 460-127099-a-3-a@4 Acquired: 1/22/2017 12:30:53 Type: Unk
Method: BC011117(v8) Mode: CONC Corr. Factor: 1.000000
User: admin Custom ID1: Custom ID2: Custom ID3:
Comment:

Elem	Al3961	As1890	Ag3280	Ba2335	Be3130	Ca3181
Line	396.152 { 85}	189.042 {478}	328.068 {103}	233.527 {445}	313.042 {108}	318.128 {106}
IS Ref	(Y_3710)	(Y_2243)	(Y_3600)	(Y_2243)	(Y_3710)	(Y_3600)
Units	ppb	ppb	ppb	ppb	ppb	ppb
Avg	**34400.**	**28.75**	**-1.258**	**313.1**	**2.370**	**31860.**
Stddev	108.	1.20	1.167	.8	.098	300.
%RSD	.3138	4.186	92.72	.2582	4.140	.9428
#1	34290.	27.38	-1.901	314.0	2.358	31530.
#2	34390.	29.64	.0884	312.4	2.278	31960.
#3	34500.	29.22	-1.963	313.0	2.473	32110.
Check ?	Chk Pass	Chk Pass	Chk Pass	Chk Pass	Chk Pass	Chk Pass
High Limit						
Low Limit						

Elem	Cd2265	Co2286	Cr2677	Cu3247	Fe2714	K_7664
Line	226.502 {449}	228.616 {447}	267.716 {126}	324.754 {104}	271.441 {124}	766.490 { 44}
IS Ref	(Y_2243)	(Y_2243)	(Y_3600)	(Y_3600)	(Y_3600)	(Y_3710)
Units	ppb	ppb	ppb	ppb	ppb	ppb
Avg	**.3871**	**60.61**	**71.46**	**408.1**	**77100.**	**4398.**
Stddev	.0554	.21	.96	.9	441.	35.
%RSD	14.32	.3494	1.343	.2272	.5726	.7930
#1	.4173	60.37	70.40	408.1	76610.	4417.
#2	.4210	60.71	72.27	407.1	77230.	4419.
#3	.3232	60.75	71.72	409.0	77460.	4358.
Check ?	Chk Pass	Chk Pass	Chk Pass	Chk Pass	Chk Pass	Chk Pass
High Limit						
Low Limit						

Elem	Mg2790	Mn2576	Na5895	Ni2316	Pb2203	Sb2068
Line	279.079 {121}	257.610 {131}	589.592 { 57}	231.604 {446}	220.353 {453}	206.833 {463}
IS Ref	(Y_3600)	(Y_3600)	(Y_3710)	(Y_2243)	(Y_2243)	(Y_2243)
Units	ppb	ppb	ppb	ppb	ppb	ppb
Avg	**21380.**	**1631.**	**484.2**	**175.1**	**450.8**	**4.007**
Stddev	202.	7.	16.1	.5	2.5	2.503
%RSD	.9459	.4528	3.329	.2950	.5640	62.47
#1	21150.	1623.	499.2	174.5	448.0	1.987
#2	21430.	1633.	467.2	175.6	451.2	3.227
#3	21550.	1637.	486.2	175.2	453.0	6.807
Check ?	Chk Pass	Chk Pass	Chk Pass	Chk Pass	Chk Pass	Chk Pass
High Limit						
Low Limit						

Sample Name: 460-127099-a-3-a@4 Acquired: 1/22/2017 12:30:53 Type: Unk
Method: BC011117(v8) Mode: CONC Corr. Factor: 1.000000
User: admin Custom ID1: Custom ID2: Custom ID3:
Comment:

Elem	Se196	Tl1908	V_2924	Zn2062	B_2089	Mo2020
Line	196.090 {472}	190.856 {477}	292.402 {115}	206.200 {463}	208.959 {461}	202.030 {467}
IS Ref	(Y_2243)	(Y_2243)	(Y_3600)	(Y_2243)	(Y_2243)	(Y_2243)
Units	ppb	ppb	ppb	ppb	ppb	ppb
Avg	**2.110**	**5.351**	**97.50**	**1073.**	**43.75**	**3.512**
Stddev	1.693	.804	1.02	6.	.86	.461
%RSD	80.23	15.03	1.042	.5662	1.974	13.12
#1	2.026	4.432	96.41	1067.	44.05	3.044
#2	.4603	5.700	97.66	1073.	44.43	3.528
#3	3.842	5.922	98.43	1079.	42.78	3.965
Check ?	Chk Pass	Chk Pass	Chk Pass	Chk Pass	Chk Pass	Chk Pass
High Limit						
Low Limit						

Elem	Sn1899	Sr4077	Ti3349	Si2881
Line	189.989 {477}	407.771 { 83}	334.941 {101}	288.158 {117}
IS Ref	(Y_2243)	(Y_3710)	(Y_3600)	(Y_2243)
Units	ppb	ppb	ppb	ppb
Avg	**80.47**	**124.4**	**1441.**	**860.5**
Stddev	1.34	.3	3.	16.4
%RSD	1.660	.2603	.1956	1.910
#1	80.02	124.1	1438.	876.8
#2	81.98	124.7	1442.	860.9
#3	79.42	124.4	1443.	843.9
Check ?	Chk Pass	Chk Pass	Chk Pass	Chk Pass
High Limit				
Low Limit				

Int. Std.	Y_2243	Y_3600	Y_3710
Line	224.306 {450}	360.073 { 94}	371.030 { 91}
Units	Cts/S	Cts/S	Cts/S
Avg	**4205.9**	**20635.**	**7643.3**
Stddev	24.7	201.	179.3
%RSD	.58631	.97393	2.3460
#1	4225.0	20831.	7718.4
#2	4214.7	20646.	7772.9
#3	4178.1	20429.	7438.7

Sample Name: 460-127099-a-4-a@4 Acquired: 1/22/2017 12:34:36 Type: Unk
Method: BC011117(v8) Mode: CONC Corr. Factor: 1.000000
User: admin Custom ID1: Custom ID2: Custom ID3:
Comment:

Elem	Al3961	As1890	Ag3280	Ba2335	Be3130	Ca3181
Line	396.152 { 85}	189.042 {478}	328.068 {103}	233.527 {445}	313.042 {108}	318.128 {106}
IS Ref	(Y_3710)	(Y_2243)	(Y_3600)	(Y_2243)	(Y_3710)	(Y_3600)
Units	ppb	ppb	ppb	ppb	ppb	ppb
Avg	**42620.**	**18.86**	**-1.137**	**300.6**	**2.559**	**19440.**
Stddev	125.	.76	.472	.6	.051	71.
%RSD	.2931	4.030	41.49	.1922	1.992	.3636
#1	42490.	18.77	-1.052	300.4	2.507	19480.
#2	42620.	19.66	-1.645	300.2	2.563	19360.
#3	42740.	18.15	-.7134	301.3	2.608	19490.
Check ?	Chk Pass	Chk Pass	Chk Pass	Chk Pass	Chk Pass	Chk Pass
High Limit						
Low Limit						

Elem	Cd2265	Co2286	Cr2677	Cu3247	Fe2714	K_7664
Line	226.502 {449}	228.616 {447}	267.716 {126}	324.754 {104}	271.441 {124}	766.490 { 44}
IS Ref	(Y_2243)	(Y_2243)	(Y_3600)	(Y_3600)	(Y_3600)	(Y_3710)
Units	ppb	ppb	ppb	ppb	ppb	ppb
Avg	**.0807**	**38.93**	**80.71**	**279.0**	**84060.**	**4729.**
Stddev	.0672	.26	.75	1.9	108.	19.
%RSD	83.19	.6619	.9270	.6844	.1290	.4061
#1	.1336	38.68	80.16	276.8	84150.	4716.
#2	.0051	38.93	80.41	280.2	83940.	4719.
#3	.1035	39.19	81.56	280.1	84090.	4751.
Check ?	Chk Pass	Chk Pass	Chk Pass	Chk Pass	Chk Pass	Chk Pass
High Limit						
Low Limit						

Elem	Mg2790	Mn2576	Na5895	Ni2316	Pb2203	Sb2068
Line	279.079 {121}	257.610 {131}	589.592 { 57}	231.604 {446}	220.353 {453}	206.833 {463}
IS Ref	(Y_3600)	(Y_3600)	(Y_3710)	(Y_2243)	(Y_2243)	(Y_2243)
Units	ppb	ppb	ppb	ppb	ppb	ppb
Avg	**16130.**	**2311.**	**415.0**	**77.59**	**325.5**	**2.413**
Stddev	72.	5.	27.0	.54	1.4	3.023
%RSD	.4493	.2223	6.502	.7011	.4397	125.3
#1	16160.	2309.	384.3	78.02	325.2	-.5912
#2	16040.	2307.	434.8	77.77	327.0	2.375
#3	16180.	2317.	425.8	76.98	324.2	5.454
Check ?	Chk Pass	Chk Pass	Chk Pass	Chk Pass	Chk Pass	Chk Pass
High Limit						
Low Limit						

Sample Name: 460-127099-a-4-a@4 Acquired: 1/22/2017 12:34:36 Type: Unk
Method: BC011117(v8) Mode: CONC Corr. Factor: 1.000000
User: admin Custom ID1: Custom ID2: Custom ID3:
Comment:

Elem	Se196	Tl1908	V_2924	Zn2062	B_2089	Mo2020
Line	196.090 {472}	190.856 {477}	292.402 {115}	206.200 {463}	208.959 {461}	202.030 {467}
IS Ref	(Y_2243)	(Y_2243)	(Y_3600)	(Y_2243)	(Y_2243)	(Y_2243)
Units	ppb	ppb	ppb	ppb	ppb	ppb
Avg	**-.7406**	**3.469**	**101.9**	**498.1**	**18.90**	**1.769**
Stddev	3.490	1.837	.5	1.2	.22	.427
%RSD	471.2	52.96	.4730	.2405	1.171	24.16
#1	-4.649	3.992	102.2	498.3	18.67	1.401
#2	2.065	1.427	102.3	496.9	18.91	2.238
#3	.3617	4.987	101.4	499.2	19.11	1.669
Check ?	Chk Pass	Chk Pass	Chk Pass	Chk Pass	Chk Pass	Chk Pass
High Limit						
Low Limit						

Elem	Sn1899	Sr4077	Ti3349	Si2881
Line	189.989 {477}	407.771 { 83}	334.941 {101}	288.158 {117}
IS Ref	(Y_2243)	(Y_3710)	(Y_3600)	(Y_2243)
Units	ppb	ppb	ppb	ppb
Avg	**24.36**	**73.32**	**1173.**	**1173.**
Stddev	.31	.49	2.	27.
%RSD	1.277	.6653	.2114	2.276
#1	24.24	72.89	1170.	1148.
#2	24.72	73.21	1173.	1201.
#3	24.13	73.85	1175.	1169.
Check ?	Chk Pass	Chk Pass	Chk Pass	Chk Pass
High Limit				
Low Limit				

Int. Std.	Y_2243	Y_3600	Y_3710
Line	224.306 {450}	360.073 { 94}	371.030 { 91}
Units	Cts/S	Cts/S	Cts/S
Avg	**4207.3**	**20409.**	**7407.8**
Stddev	31.2	214.	125.5
%RSD	.74244	1.0481	1.6936
#1	4172.3	20187.	7263.5
#2	4217.1	20614.	7490.7
#3	4232.4	20427.	7469.3

Sample Name: 460-127099-a-8-a@4 Acquired: 1/22/2017 12:38:20 Type: Unk
Method: BC011117(v8) Mode: CONC Corr. Factor: 1.000000
User: admin Custom ID1: Custom ID2: Custom ID3:
Comment:

Elem	Al3961	As1890	Ag3280	Ba2335	Be3130	Ca3181
Line	396.152 { 85}	189.042 {478}	328.068 {103}	233.527 {445}	313.042 {108}	318.128 {106}
IS Ref	(Y_3710)	(Y_2243)	(Y_3600)	(Y_2243)	(Y_3710)	(Y_3600)
Units	ppb	ppb	ppb	ppb	ppb	ppb
Avg	**30000.**	**8.128**	**-1.846**	**130.4**	**1.742**	**3608.**
Stddev	57.	2.980	.700	.2	.084	6.
%RSD	.1884	36.67	37.90	.1685	4.805	.1655
#1	29960.	4.693	-1.940	130.2	1.675	3602.
#2	30060.	9.654	-2.494	130.4	1.715	3614.
#3	29990.	10.04	-1.105	130.7	1.836	3607.
Check ?	Chk Pass	Chk Pass	Chk Pass	Chk Pass	Chk Pass	Chk Pass
High Limit						
Low Limit						

Elem	Cd2265	Co2286	Cr2677	Cu3247	Fe2714	K_7664
Line	226.502 {449}	228.616 {447}	267.716 {126}	324.754 {104}	271.441 {124}	766.490 { 44}
IS Ref	(Y_2243)	(Y_2243)	(Y_3600)	(Y_3600)	(Y_3600)	(Y_3710)
Units	ppb	ppb	ppb	ppb	ppb	ppb
Avg	**-.2666**	**19.42**	**44.04**	**51.68**	**50770.**	**3018.**
Stddev	.0622	.10	.48	.49	49.	60.
%RSD	23.34	.4910	1.088	.9535	.0956	2.003
#1	-.2865	19.43	43.53	51.26	50750.	3023.
#2	-.1969	19.51	44.10	52.22	50830.	3076.
#3	-.3164	19.32	44.48	51.56	50740.	2956.
Check ?	Chk Pass	Chk Pass	Chk Pass	Chk Pass	Chk Pass	Chk Pass
High Limit						
Low Limit						

Elem	Mg2790	Mn2576	Na5895	Ni2316	Pb2203	Sb2068
Line	279.079 {121}	257.610 {131}	589.592 { 57}	231.604 {446}	220.353 {453}	206.833 {463}
IS Ref	(Y_3600)	(Y_3600)	(Y_3710)	(Y_2243)	(Y_2243)	(Y_2243)
Units	ppb	ppb	ppb	ppb	ppb	ppb
Avg	**8266.**	**1149.**	**143.3**	**41.54**	**40.86**	**1.523**
Stddev	96.	1.	13.1	.44	.53	1.077
%RSD	1.161	.0718	9.113	1.056	1.286	70.75
#1	8155.	1148.	156.5	42.05	41.39	.9432
#2	8326.	1149.	130.4	41.35	40.34	2.766
#3	8316.	1149.	143.0	41.24	40.84	.8593
Check ?	Chk Pass	Chk Pass	Chk Pass	Chk Pass	Chk Pass	Chk Pass
High Limit						
Low Limit						

Sample Name: 460-127099-a-8-a@4 Acquired: 1/22/2017 12:38:20 Type: Unk
Method: BC011117(v8) Mode: CONC Corr. Factor: 1.000000
User: admin Custom ID1: Custom ID2: Custom ID3:
Comment:

Elem	Se196	Tl1908	V_2924	Zn2062	B_2089	Mo2020
Line	196.090 {472}	190.856 {477}	292.402 {115}	206.200 {463}	208.959 {461}	202.030 {467}
IS Ref	(Y_2243)	(Y_2243)	(Y_3600)	(Y_2243)	(Y_2243)	(Y_2243)
Units	ppb	ppb	ppb	ppb	ppb	ppb
Avg	**-3.048**	**1.718**	**65.15**	**121.3**	**13.78**	**1.133**
Stddev	.139	.632	.46	.6	.28	.279
%RSD	4.559	36.79	.7084	.5120	2.036	24.59
#1	-3.028	1.136	64.71	120.6	13.99	.8375
#2	-3.196	1.627	65.11	121.7	13.88	1.391
#3	-2.920	2.390	65.63	121.6	13.46	1.170
Check ?	Chk Pass	Chk Pass	Chk Pass	Chk Pass	Chk Pass	Chk Pass
High Limit						
Low Limit						

Elem	Sn1899	Sr4077	Ti3349	Si2881
Line	189.989 {477}	407.771 { 83}	334.941 {101}	288.158 {117}
IS Ref	(Y_2243)	(Y_3710)	(Y_3600)	(Y_2243)
Units	ppb	ppb	ppb	ppb
Avg	**7.060**	**25.24**	**890.5**	**774.7**
Stddev	.093	.09	1.5	36.1
%RSD	1.315	.3454	.1725	4.664
#1	6.991	25.17	888.9	735.7
#2	7.165	25.21	891.9	781.4
#3	7.024	25.34	890.8	807.1
Check ?	Chk Pass	Chk Pass	Chk Pass	Chk Pass
High Limit				
Low Limit				

Int. Std.	Y_2243	Y_3600	Y_3710
Line	224.306 {450}	360.073 { 94}	371.030 { 91}
Units	Cts/S	Cts/S	Cts/S
Avg	**4264.7**	**20861.**	**7579.7**
Stddev	8.2	109.	141.0
%RSD	.19247	.52034	1.8599
#1	4255.3	20739.	7459.4
#2	4268.6	20897.	7544.8
#3	4270.2	20947.	7734.8

Sample Name: 460-127099-a-10-a@4 Acquired: 1/22/2017 12:42:05 Type: Unk
Method: BC011117(v8) Mode: CONC Corr. Factor: 1.000000
User: admin Custom ID1: Custom ID2: Custom ID3:
Comment:

Elem	Al3961	As1890	Ag3280	Ba2335	Be3130	Ca3181
Line	396.152 { 85}	189.042 {478}	328.068 {103}	233.527 {445}	313.042 {108}	318.128 {106}
IS Ref	(Y_3710)	(Y_2243)	(Y_3600)	(Y_2243)	(Y_3710)	(Y_3600)
Units	ppb	ppb	ppb	ppb	ppb	ppb
Avg	**29320.**	**19.36**	**.3189**	**242.2**	**1.920**	**19910.**
Stddev	88.	.86	.2844	.6	.064	156.
%RSD	.2989	4.437	89.17	.2549	3.347	.7847
#1	29250.	19.49	.2632	241.6	1.987	19900.
#2	29420.	18.45	.0665	242.1	1.860	19760.
#3	29290.	20.15	.6270	242.8	1.912	20070.
Check ?	Chk Pass	Chk Pass	Chk Pass	Chk Pass	Chk Pass	Chk Pass
High Limit						
Low Limit						

Elem	Cd2265	Co2286	Cr2677	Cu3247	Fe2714	K_7664
Line	226.502 {449}	228.616 {447}	267.716 {126}	324.754 {104}	271.441 {124}	766.490 { 44}
IS Ref	(Y_2243)	(Y_2243)	(Y_3600)	(Y_3600)	(Y_3600)	(Y_3710)
Units	ppb	ppb	ppb	ppb	ppb	ppb
Avg	**.2986**	**19.63**	**46.67**	**929.1**	**51290.**	**2546.**
Stddev	.0532	.12	.34	1.4	249.	60.
%RSD	17.81	.6257	.7381	.1536	.4862	2.369
#1	.2527	19.49	46.35	928.2	51330.	2560.
#2	.2863	19.73	46.62	928.3	51020.	2480.
#3	.3569	19.65	47.04	930.7	51510.	2598.
Check ?	Chk Pass	Chk Pass	Chk Pass	Chk Pass	Chk Pass	Chk Pass
High Limit						
Low Limit						

Elem	Mg2790	Mn2576	Na5895	Ni2316	Pb2203	Sb2068
Line	279.079 {121}	257.610 {131}	589.592 { 57}	231.604 {446}	220.353 {453}	206.833 {463}
IS Ref	(Y_3600)	(Y_3600)	(Y_3710)	(Y_2243)	(Y_2243)	(Y_2243)
Units	ppb	ppb	ppb	ppb	ppb	ppb
Avg	**9003.**	**1258.**	**284.4**	**46.82**	**453.3**	**1.985**
Stddev	134.	6.	5.0	.22	2.7	2.604
%RSD	1.489	.4490	1.766	.4802	.5945	131.1
#1	9026.	1258.	282.5	46.83	452.3	-1.021
#2	8859.	1253.	290.1	46.58	451.3	3.479
#3	9124.	1264.	280.6	47.03	456.4	3.498
Check ?	Chk Pass	Chk Pass	Chk Pass	Chk Pass	Chk Pass	Chk Pass
High Limit						
Low Limit						

Sample Name: 460-127099-a-10-a@4 Acquired: 1/22/2017 12:42:05 Type: Unk
Method: BC011117(v8) Mode: CONC Corr. Factor: 1.000000
User: admin Custom ID1: Custom ID2: Custom ID3:
Comment:

Elem	Se196	Tl1908	V_2924	Zn2062	B_2089	Mo2020
Line	196.090 {472}	190.856 {477}	292.402 {115}	206.200 {463}	208.959 {461}	202.030 {467}
IS Ref	(Y_2243)	(Y_2243)	(Y_3600)	(Y_2243)	(Y_2243)	(Y_2243)
Units	ppb	ppb	ppb	ppb	ppb	ppb
Avg	**-.5470**	**2.622**	**66.45**	**660.3**	**12.52**	**1.559**
Stddev	1.785	1.748	.51	2.3	.61	.097
%RSD	326.3	66.66	.7680	.3432	4.854	6.231
#1	-1.903	4.135	66.44	658.7	12.57	1.478
#2	-1.213	.7088	65.94	659.2	13.10	1.667
#3	1.475	3.023	66.96	662.9	11.89	1.533
Check ?	Chk Pass	Chk Pass	Chk Pass	Chk Pass	Chk Pass	Chk Pass
High Limit						
Low Limit						

Elem	Sn1899	Sr4077	Ti3349	Si2881
Line	189.989 {477}	407.771 { 83}	334.941 {101}	288.158 {117}
IS Ref	(Y_2243)	(Y_3710)	(Y_3600)	(Y_2243)
Units	ppb	ppb	ppb	ppb
Avg	**33.27**	**65.28**	**747.6**	**745.7**
Stddev	.34	.09	1.5	12.0
%RSD	1.027	.1335	.2020	1.606
#1	33.15	65.32	747.7	737.9
#2	33.00	65.18	746.1	739.8
#3	33.65	65.34	749.1	759.5
Check ?	Chk Pass	Chk Pass	Chk Pass	Chk Pass
High Limit				
Low Limit				

Int. Std.	Y_2243	Y_3600	Y_3710
Line	224.306 {450}	360.073 { 94}	371.030 { 91}
Units	Cts/S	Cts/S	Cts/S
Avg	**4307.8**	**21063.**	**7738.8**
Stddev	12.0	196.	60.0
%RSD	.27941	.92996	.77469
#1	4305.6	20946.	7696.9
#2	4320.7	21289.	7712.2
#3	4296.9	20953.	7807.5

Sample Name: 460-127099-a-12-a@4 Acquired: 1/22/2017 12:45:48 Type: Unk
Method: BC011117(v8) Mode: CONC Corr. Factor: 1.000000
User: admin Custom ID1: Custom ID2: Custom ID3:
Comment:

Elem	Al3961	As1890	Ag3280	Ba2335	Be3130	Ca3181
Line	396.152 { 85}	189.042 {478}	328.068 {103}	233.527 {445}	313.042 {108}	318.128 {106}
IS Ref	(Y_3710)	(Y_2243)	(Y_3600)	(Y_2243)	(Y_3710)	(Y_3600)
Units	ppb	ppb	ppb	ppb	ppb	ppb
Avg	**64670.**	**14.42**	**-2.517**	**513.8**	**3.566**	**15880.**
Stddev	132.	2.44	.956	.4	.044	16.
%RSD	.2044	16.93	37.99	.0840	1.224	.1018
#1	64550.	14.14	-1.962	513.6	3.616	15890.
#2	64660.	12.14	-1.967	513.6	3.548	15860.
#3	64810.	16.99	-3.621	514.3	3.534	15890.
Check ?	Chk Pass	Chk Pass	Chk Pass	Chk Pass	Chk Pass	Chk Pass
High Limit						
Low Limit						

Elem	Cd2265	Co2286	Cr2677	Cu3247	Fe2714	K_7664
Line	226.502 {449}	228.616 {447}	267.716 {126}	324.754 {104}	271.441 {124}	766.490 { 44}
IS Ref	(Y_2243)	(Y_2243)	(Y_3600)	(Y_3600)	(Y_3600)	(Y_3710)
Units	ppb	ppb	ppb	ppb	ppb	ppb
Avg	**-.3751**	**53.10**	**100.5**	**118.6**	**106300.**	**7786.**
Stddev	.1583	.32	.5	.3	59.	33.
%RSD	42.20	.5982	.4705	.2284	.0551	.4243
#1	-.2343	53.26	100.7	118.4	106300.	7774.
#2	-.5464	53.32	100.8	118.4	106300.	7760.
#3	-.3445	52.74	99.95	118.9	106400.	7823.
Check ?	Chk Pass	Chk Pass	Chk Pass	Chk Pass	Chk Pass	Chk Pass
High Limit						
Low Limit						

Elem	Mg2790	Mn2576	Na5895	Ni2316	Pb2203	Sb2068
Line	279.079 {121}	257.610 {131}	589.592 { 57}	231.604 {446}	220.353 {453}	206.833 {463}
IS Ref	(Y_3600)	(Y_3600)	(Y_3710)	(Y_2243)	(Y_2243)	(Y_2243)
Units	ppb	ppb	ppb	ppb	ppb	ppb
Avg	**31290.**	**1596.**	**506.3**	**123.4**	**204.3**	**2.133**
Stddev	17.	1.	22.7	.8	1.3	3.070
%RSD	.0546	.0597	4.490	.6465	.6503	143.9
#1	31270.	1597.	499.9	123.2	204.2	-.8141
#2	31300.	1595.	531.6	122.6	203.1	5.312
#3	31300.	1596.	487.5	124.2	205.7	1.902
Check ?	Chk Pass	Chk Pass	Chk Pass	Chk Pass	Chk Pass	Chk Pass
High Limit						
Low Limit						

Sample Name: 460-127099-a-12-a@4 Acquired: 1/22/2017 12:45:48 Type: Unk
Method: BC011117(v8) Mode: CONC Corr. Factor: 1.000000
User: admin Custom ID1: Custom ID2: Custom ID3:
Comment:

Elem	Se196	Tl1908	V_2924	Zn2062	B_2089	Mo2020
Line	196.090 {472}	190.856 {477}	292.402 {115}	206.200 {463}	208.959 {461}	202.030 {467}
IS Ref	(Y_2243)	(Y_2243)	(Y_3600)	(Y_2243)	(Y_2243)	(Y_2243)
Units	ppb	ppb	ppb	ppb	ppb	ppb
Avg	**-.0306**	**.3865**	**132.2**	**402.1**	**22.22**	**2.763**
Stddev	4.270	2.079	1.0	.3	.57	.328
%RSD	13970.	538.0	.7204	.0625	2.544	11.87
#1	3.586	-.3302	132.3	401.8	22.19	2.594
#2	1.064	-1.239	131.1	402.3	22.81	2.554
#3	-4.742	2.729	133.0	402.1	21.68	3.141
Check ?	Chk Pass	Chk Pass	Chk Pass	Chk Pass	Chk Pass	Chk Pass
High Limit						
Low Limit						

Elem	Sn1899	Sr4077	Ti3349	Si2881
Line	189.989 {477}	407.771 { 83}	334.941 {101}	288.158 {117}
IS Ref	(Y_2243)	(Y_3710)	(Y_3600)	(Y_2243)
Units	ppb	ppb	ppb	ppb
Avg	**12.93**	**74.30**	**1373.**	**828.3**
Stddev	.71	.10	1.	28.8
%RSD	5.511	.1410	.0703	3.473
#1	13.24	74.20	1372.	852.9
#2	13.44	74.29	1373.	835.4
#3	12.12	74.41	1374.	796.7
Check ?	Chk Pass	Chk Pass	Chk Pass	Chk Pass
High Limit				
Low Limit				

Int. Std.	Y_2243	Y_3600	Y_3710
Line	224.306 {450}	360.073 { 94}	371.030 { 91}
Units	Cts/S	Cts/S	Cts/S
Avg	**4184.7**	**20392.**	**7417.5**
Stddev	31.2	139.	25.4
%RSD	.74577	.68271	.34233
#1	4157.0	20231.	7394.9
#2	4178.7	20464.	7412.6
#3	4218.5	20480.	7445.0

Sample Name: 460-127099-a-14-a@4 Acquired: 1/22/2017 12:49:32 Type: Unk
Method: BC011117(v8) Mode: CONC Corr. Factor: 1.000000
User: admin Custom ID1: Custom ID2: Custom ID3:
Comment:

Elem	Al3961	As1890	Ag3280	Ba2335	Be3130	Ca3181
Line	396.152 { 85}	189.042 {478}	328.068 {103}	233.527 {445}	313.042 {108}	318.128 {106}
IS Ref	(Y_3710)	(Y_2243)	(Y_3600)	(Y_2243)	(Y_3710)	(Y_3600)
Units	ppb	ppb	ppb	ppb	ppb	ppb
Avg	**39680.**	**8.763**	**-1.845**	**170.9**	**2.327**	**3761.**
Stddev	64.	1.222	.679	2.2	.094	48.
%RSD	.1608	13.95	36.81	1.298	4.035	1.281
#1	39760.	8.850	-1.454	169.8	2.409	3816.
#2	39640.	7.500	-2.629	169.4	2.225	3745.
#3	39660.	9.940	-1.452	173.5	2.348	3724.
Check ?	Chk Pass	Chk Pass	Chk Pass	Chk Pass	Chk Pass	Chk Pass
High Limit						
Low Limit						

Elem	Cd2265	Co2286	Cr2677	Cu3247	Fe2714	K_7664
Line	226.502 {449}	228.616 {447}	267.716 {126}	324.754 {104}	271.441 {124}	766.490 { 44}
IS Ref	(Y_2243)	(Y_2243)	(Y_3600)	(Y_3600)	(Y_3600)	(Y_3710)
Units	ppb	ppb	ppb	ppb	ppb	ppb
Avg	**-.4239**	**23.91**	**54.94**	**62.80**	**61560.**	**3973.**
Stddev	.0301	.57	.80	.55	633.	12.
%RSD	7.103	2.374	1.465	.8735	1.028	.2919
#1	-.4395	23.60	55.87	63.43	62290.	3986.
#2	-.4430	23.56	54.53	62.49	61240.	3968.
#3	-.3892	24.56	54.42	62.47	61160.	3965.
Check ?	Chk Pass	Chk Pass	Chk Pass	Chk Pass	Chk Pass	Chk Pass
High Limit						
Low Limit						

Elem	Mg2790	Mn2576	Na5895	Ni2316	Pb2203	Sb2068
Line	279.079 {121}	257.610 {131}	589.592 { 57}	231.604 {446}	220.353 {453}	206.833 {463}
IS Ref	(Y_3600)	(Y_3600)	(Y_3710)	(Y_2243)	(Y_2243)	(Y_2243)
Units	ppb	ppb	ppb	ppb	ppb	ppb
Avg	**10450.**	**1276.**	**129.9**	**52.47**	**55.67**	**.0683**
Stddev	104.	14.	3.4	1.13	1.02	2.117
%RSD	.9910	1.063	2.617	2.159	1.823	3099.
#1	10570.	1291.	127.9	51.91	55.13	-1.171
#2	10400.	1268.	127.9	51.72	55.04	-1.137
#3	10390.	1267.	133.8	53.77	56.84	2.513
Check ?	Chk Pass	Chk Pass	Chk Pass	Chk Pass	Chk Pass	Chk Pass
High Limit						
Low Limit						

Sample Name: 460-127099-a-14-a@4 Acquired: 1/22/2017 12:49:32 Type: Unk
Method: BC011117(v8) Mode: CONC Corr. Factor: 1.000000
User: admin Custom ID1: Custom ID2: Custom ID3:
Comment:

Elem	Se196	Tl1908	V_2924	Zn2062	B_2089	Mo2020
Line	196.090 {472}	190.856 {477}	292.402 {115}	206.200 {463}	208.959 {461}	202.030 {467}
IS Ref	(Y_2243)	(Y_2243)	(Y_3600)	(Y_2243)	(Y_2243)	(Y_2243)
Units	ppb	ppb	ppb	ppb	ppb	ppb
Avg	.9330	3.793	78.89	137.8	16.40	1.174
Stddev	2.466	1.619	.68	3.9	.29	.089
%RSD	264.3	42.68	.8627	2.796	1.745	7.615
#1	-1.271	1.989	79.17	135.5	16.20	1.192
#2	.4728	4.268	78.11	135.6	16.28	1.078
#3	3.597	5.121	79.38	142.2	16.73	1.254
Check ?	Chk Pass	Chk Pass	Chk Pass	Chk Pass	Chk Pass	Chk Pass
High Limit						
Low Limit						

Elem	Sn1899	Sr4077	Ti3349	Si2881
Line	189.989 {477}	407.771 { 83}	334.941 {101}	288.158 {117}
IS Ref	(Y_2243)	(Y_3710)	(Y_3600)	(Y_2243)
Units	ppb	ppb	ppb	ppb
Avg	7.963	28.71	1087.	861.2
Stddev	.418	.16	12.	32.8
%RSD	5.251	.5431	1.129	3.803
#1	7.608	28.86	1101.	835.2
#2	7.857	28.55	1078.	850.4
#3	8.424	28.73	1082.	898.0
Check ?	Chk Pass	Chk Pass	Chk Pass	Chk Pass
High Limit				
Low Limit				

Int. Std.	Y_2243	Y_3600	Y_3710
Line	224.306 {450}	360.073 { 94}	371.030 { 91}
Units	Cts/S	Cts/S	Cts/S
Avg	4339.3	21366.	7767.3
Stddev	28.4	354.	128.2
%RSD	.65560	1.6551	1.6510
#1	4336.9	20993.	7687.8
#2	4368.9	21407.	7698.8
#3	4312.1	21697.	7915.2

Sample Name: 460-127108-e-1-a@4 Acquired: 1/22/2017 12:53:17 Type: Unk
Method: BC011117(v8) Mode: CONC Corr. Factor: 1.000000
User: admin Custom ID1: Custom ID2: Custom ID3:
Comment:

Elem	Al3961	As1890	Ag3280	Ba2335	Be3130	Ca3181
Line	396.152 { 85}	189.042 {478}	328.068 {103}	233.527 {445}	313.042 {108}	318.128 {106}
IS Ref	(Y_3710)	(Y_2243)	(Y_3600)	(Y_2243)	(Y_3710)	(Y_3600)
Units	ppb	ppb	ppb	ppb	ppb	ppb
Avg	**57040.**	**19.27**	**-2.431**	**443.5**	**3.503**	**25530.**
Stddev	354.	.77	.278	2.8	.038	476.
%RSD	.6213	3.991	11.42	.6265	1.087	1.864
#1	57240.	20.14	-2.187	440.4	3.481	25180.
#2	56630.	18.68	-2.733	445.8	3.547	25330.
#3	57260.	18.97	-2.374	444.3	3.481	26070.
Check ?	Chk Pass	Chk Pass	Chk Pass	Chk Pass	Chk Pass	Chk Pass
High Limit						
Low Limit						

Elem	Cd2265	Co2286	Cr2677	Cu3247	Fe2714	K_7664
Line	226.502 {449}	228.616 {447}	267.716 {126}	324.754 {104}	271.441 {124}	766.490 { 44}
IS Ref	(Y_2243)	(Y_2243)	(Y_3600)	(Y_3600)	(Y_3600)	(Y_3710)
Units	ppb	ppb	ppb	ppb	ppb	ppb
Avg	**-.5772**	**50.63**	**163.6**	**164.1**	**113600.**	**15860.**
Stddev	.0409	.83	2.3	1.3	1586.	161.
%RSD	7.086	1.636	1.398	.8044	1.397	1.016
#1	-.6092	49.68	162.0	163.9	112500.	16000.
#2	-.5311	51.19	162.7	162.9	112700.	15680.
#3	-.5911	51.02	166.2	165.5	115400.	15910.
Check ?	Chk Pass	Chk Pass	Chk Pass	Chk Pass	Chk Pass	Chk Pass
High Limit						
Low Limit						

Elem	Mg2790	Mn2576	Na5895	Ni2316	Pb2203	Sb2068
Line	279.079 {121}	257.610 {131}	589.592 { 57}	231.604 {446}	220.353 {453}	206.833 {463}
IS Ref	(Y_3600)	(Y_3600)	(Y_3710)	(Y_2243)	(Y_2243)	(Y_2243)
Units	ppb	ppb	ppb	ppb	ppb	ppb
Avg	**25240.**	**1369.**	**1078.**	**133.9**	**93.49**	**-4.753**
Stddev	501.	16.	3.	2.1	2.14	1.583
%RSD	1.985	1.162	.3174	1.585	2.284	33.30
#1	24940.	1359.	1081.	131.5	91.15	-3.307
#2	24970.	1360.	1079.	134.8	94.00	-4.508
#3	25820.	1387.	1074.	135.4	95.33	-6.444
Check ?	Chk Pass	Chk Pass	Chk Pass	Chk Pass	Chk Pass	Chk Pass
High Limit						
Low Limit						

Sample Name: 460-127108-e-1-a@4 Acquired: 1/22/2017 12:53:17 Type: Unk
Method: BC011117(v8) Mode: CONC Corr. Factor: 1.000000
User: admin Custom ID1: Custom ID2: Custom ID3:
Comment:

Elem	Se196	Tl1908	V_2924	Zn2062	B_2089	Mo2020
Line	196.090 {472}	190.856 {477}	292.402 {115}	206.200 {463}	208.959 {461}	202.030 {467}
IS Ref	(Y_2243)	(Y_2243)	(Y_3600)	(Y_2243)	(Y_2243)	(Y_2243)
Units	ppb	ppb	ppb	ppb	ppb	ppb
Avg	.5665	.1685	208.0	352.8	7.564	3.071
Stddev	1.149	1.929	2.5	6.3	.071	.241
%RSD	202.8	1145.	1.188	1.785	.9426	7.843
#1	1.694	-2.003	206.2	346.1	7.482	3.153
#2	-.6018	1.684	207.0	353.6	7.609	2.800
#3	.6070	.8250	210.8	358.7	7.602	3.260
Check ?	Chk Pass	Chk Pass	Chk Pass	Chk Pass	Chk Pass	Chk Pass
High Limit						
Low Limit						

Elem	Sn1899	Sr4077	Ti3349	Si2881
Line	189.989 {477}	407.771 { 83}	334.941 {101}	288.158 {117}
IS Ref	(Y_2243)	(Y_3710)	(Y_3600)	(Y_2243)
Units	ppb	ppb	ppb	ppb
Avg	12.38	97.48	3642.	1278.
Stddev	.32	.81	21.	34.
%RSD	2.554	.8283	.5894	2.644
#1	12.02	97.95	3632.	1317.
#2	12.53	96.54	3627.	1262.
#3	12.60	97.94	3667.	1256.
Check ?	Chk Pass	Chk Pass	Chk Pass	Chk Pass
High Limit				
Low Limit				

Int. Std.	Y_2243	Y_3600	Y_3710
Line	224.306 {450}	360.073 { 94}	371.030 { 91}
Units	Cts/S	Cts/S	Cts/S
Avg	4290.5	20855.	7706.9
Stddev	22.2	437.	41.6
%RSD	.51678	2.0975	.53934
#1	4309.9	21065.	7743.8
#2	4295.4	21148.	7715.1
#3	4266.4	20352.	7661.8

Sample Name: 460-127108-e-2-a@4 Acquired: 1/22/2017 12:57:00 Type: Unk
Method: BC011117(v8) Mode: CONC Corr. Factor: 1.000000
User: admin Custom ID1: Custom ID2: Custom ID3:
Comment:

Elem	Al3961	As1890	Ag3280	Ba2335	Be3130	Ca3181
Line	396.152 { 85}	189.042 {478}	328.068 {103}	233.527 {445}	313.042 {108}	318.128 {106}
IS Ref	(Y_3710)	(Y_2243)	(Y_3600)	(Y_2243)	(Y_3710)	(Y_3600)
Units	ppb	ppb	ppb	ppb	ppb	ppb
Avg	**53980.**	**14.94**	**-2.892**	**544.0**	**3.545**	**31150.**
Stddev	930.	2.38	.368	8.5	.147	822.
%RSD	1.723	15.95	12.72	1.569	4.149	2.638
#1	53150.	12.20	-3.204	534.1	3.428	30200.
#2	53800.	16.07	-2.986	549.0	3.710	31620.
#3	54990.	16.55	-2.487	548.8	3.498	31620.
Check ?	Chk Pass	Chk Pass	Chk Pass	Chk Pass	Chk Pass	Chk Pass
High Limit						
Low Limit						

Elem	Cd2265	Co2286	Cr2677	Cu3247	Fe2714	K_7664
Line	226.502 {449}	228.616 {447}	267.716 {126}	324.754 {104}	271.441 {124}	766.490 { 44}
IS Ref	(Y_2243)	(Y_2243)	(Y_3600)	(Y_3600)	(Y_3600)	(Y_3710)
Units	ppb	ppb	ppb	ppb	ppb	ppb
Avg	**-.5395**	**53.90**	**178.3**	**109.8**	**112100.**	**22960.**
Stddev	.1727	1.09	3.8	1.5	2705.	418.
%RSD	32.00	2.014	2.148	1.328	2.412	1.821
#1	-.5770	52.75	173.9	108.1	109000.	22600.
#2	-.6904	54.05	180.5	110.5	113700.	22860.
#3	-.3512	54.91	180.5	110.7	113600.	23420.
Check ?	Chk Pass	Chk Pass	Chk Pass	Chk Pass	Chk Pass	Chk Pass
High Limit						
Low Limit						

Elem	Mg2790	Mn2576	Na5895	Ni2316	Pb2203	Sb2068
Line	279.079 {121}	257.610 {131}	589.592 { 57}	231.604 {446}	220.353 {453}	206.833 {463}
IS Ref	(Y_3600)	(Y_3600)	(Y_3710)	(Y_2243)	(Y_2243)	(Y_2243)
Units	ppb	ppb	ppb	ppb	ppb	ppb
Avg	**32590.**	**1521.**	**1232.**	**153.9**	**86.43**	**-2.381**
Stddev	863.	37.	18.	3.2	1.25	.395
%RSD	2.649	2.428	1.488	2.096	1.443	16.57
#1	31590.	1478.	1217.	150.3	85.45	-2.630
#2	33090.	1544.	1227.	155.1	86.01	-2.586
#3	33090.	1539.	1252.	156.4	87.84	-1.926
Check ?	Chk Pass	Chk Pass	Chk Pass	Chk Pass	Chk Pass	Chk Pass
High Limit						
Low Limit						

Sample Name: 460-127108-e-2-a@4 Acquired: 1/22/2017 12:57:00 Type: Unk
Method: BC011117(v8) Mode: CONC Corr. Factor: 1.000000
User: admin Custom ID1: Custom ID2: Custom ID3:
Comment:

Elem	Se196	Tl1908	V_2924	Zn2062	B_2089	Mo2020
Line	196.090 {472}	190.856 {477}	292.402 {115}	206.200 {463}	208.959 {461}	202.030 {467}
IS Ref	(Y_2243)	(Y_2243)	(Y_3600)	(Y_2243)	(Y_2243)	(Y_2243)
Units	ppb	ppb	ppb	ppb	ppb	ppb
Avg	**-2.206**	**2.567**	**188.1**	**326.5**	**5.033**	**3.454**
Stddev	2.394	2.645	4.0	7.0	.534	.295
%RSD	108.5	103.1	2.114	2.136	10.62	8.542
#1	-4.943	2.349	183.5	319.0	4.595	3.203
#2	-.5043	5.314	190.2	327.7	4.877	3.380
#3	-1.171	.0365	190.5	332.8	5.628	3.779
Check ?	Chk Pass	Chk Pass	Chk Pass	Chk Pass	Chk Pass	Chk Pass
High Limit						
Low Limit						

Elem	Sn1899	Sr4077	Ti3349	Si2881
Line	189.989 {477}	407.771 { 83}	334.941 {101}	288.158 {117}
IS Ref	(Y_2243)	(Y_3710)	(Y_3600)	(Y_2243)
Units	ppb	ppb	ppb	ppb
Avg	**17.76**	**89.66**	**4170.**	**1402.**
Stddev	.43	1.62	84.	62.
%RSD	2.448	1.811	2.023	4.439
#1	17.55	88.57	4073.	1456.
#2	17.46	88.88	4225.	1416.
#3	18.26	91.53	4212.	1334.
Check ?	Chk Pass	Chk Pass	Chk Pass	Chk Pass
High Limit				
Low Limit				

Int. Std.	Y_2243	Y_3600	Y_3710
Line	224.306 {450}	360.073 { 94}	371.030 { 91}
Units	Cts/S	Cts/S	Cts/S
Avg	**4189.6**	**20534.**	**7555.6**
Stddev	56.7	542.	193.6
%RSD	1.3544	2.6404	2.5627
#1	4254.6	21160.	7775.0
#2	4164.4	20234.	7483.1
#3	4149.8	20209.	7408.6

Sample Name: 460-127118-a-1-b@4 Acquired: 1/22/2017 13:00:44 Type: Unk
Method: BC011117(v8) Mode: CONC Corr. Factor: 1.000000
User: admin Custom ID1: Custom ID2: Custom ID3:
Comment:

Elem	Al3961	As1890	Ag3280	Ba2335	Be3130	Ca3181
Line	396.152 { 85}	189.042 {478}	328.068 {103}	233.527 {445}	313.042 {108}	318.128 {106}
IS Ref	(Y_3710)	(Y_2243)	(Y_3600)	(Y_2243)	(Y_3710)	(Y_3600)
Units	ppb	ppb	ppb	ppb	ppb	ppb
Avg	**102900.**	**30.47**	**-3.482**	**439.3**	**4.486**	**3850.**
Stddev	469.	4.41	.270	.3	.134	18.
%RSD	.4562	14.47	7.741	.0608	2.975	.4547
#1	102400.	33.84	-3.171	439.0	4.347	3839.
#2	103200.	32.08	-3.651	439.6	4.613	3870.
#3	103100.	25.48	-3.624	439.2	4.500	3842.
Check ?	Chk Pass	Chk Pass	Chk Pass	Chk Pass	Chk Pass	Chk Pass
High Limit						
Low Limit						

Elem	Cd2265	Co2286	Cr2677	Cu3247	Fe2714	K_7664
Line	226.502 {449}	228.616 {447}	267.716 {126}	324.754 {104}	271.441 {124}	766.490 { 44}
IS Ref	(Y_2243)	(Y_2243)	(Y_3600)	(Y_3600)	(Y_3600)	(Y_3710)
Units	ppb	ppb	ppb	ppb	ppb	ppb
Avg	**-.5967**	**43.28**	**204.1**	**93.75**	**122000.**	**5335.**
Stddev	.0439	.28	1.2	.50	512.	30.
%RSD	7.359	.6555	.5968	.5287	.4201	.5639
#1	-.5460	42.95	202.8	94.20	121400.	5368.
#2	-.6208	43.44	205.2	93.83	122300.	5309.
#3	-.6233	43.44	204.2	93.22	122300.	5327.
Check ?	Chk Pass	Chk Pass	Chk Pass	Chk Pass	Chk Pass	Chk Pass
High Limit						
Low Limit						

Elem	Mg2790	Mn2576	Na5895	Ni2316	Pb2203	Sb2068
Line	279.079 {121}	257.610 {131}	589.592 { 57}	231.604 {446}	220.353 {453}	206.833 {463}
IS Ref	(Y_3600)	(Y_3600)	(Y_3710)	(Y_2243)	(Y_2243)	(Y_2243)
Units	ppb	ppb	ppb	ppb	ppb	ppb
Avg	**10580.**	**1409.**	**652.6**	**91.90**	**184.8**	**-3.323**
Stddev	123.	5.	11.5	.41	1.3	2.037
%RSD	1.167	.3385	1.762	.4416	.6849	61.30
#1	10580.	1403.	665.4	91.78	183.4	-2.154
#2	10450.	1412.	643.2	91.58	185.8	-5.675
#3	10700.	1411.	649.0	92.36	185.2	-2.140
Check ?	Chk Pass	Chk Pass	Chk Pass	Chk Pass	Chk Pass	Chk Pass
High Limit						
Low Limit						

Sample Name: 460-127118-a-1-b@4 Acquired: 1/22/2017 13:00:44 Type: Unk
Method: BC011117(v8) Mode: CONC Corr. Factor: 1.000000
User: admin Custom ID1: Custom ID2: Custom ID3:
Comment:

Elem	Se196	Tl1908	V_2924	Zn2062	B_2089	Mo2020
Line	196.090 {472}	190.856 {477}	292.402 {115}	206.200 {463}	208.959 {461}	202.030 {467}
IS Ref	(Y_2243)	(Y_2243)	(Y_3600)	(Y_2243)	(Y_2243)	(Y_2243)
Units	ppb	ppb	ppb	ppb	ppb	ppb
Avg	.5270	.7968	227.6	325.8	8.195	2.798
Stddev	1.484	5.365	1.4	3.1	.385	.149
%RSD	281.6	673.3	.6158	.9367	4.701	5.326
#1	.2173	-.5515	226.1	322.9	7.805	2.966
#2	-.7775	6.707	228.9	325.5	8.575	2.746
#3	2.141	-3.765	227.8	328.9	8.205	2.682
Check ?	Chk Pass	Chk Pass	Chk Pass	Chk Pass	Chk Pass	Chk Pass
High Limit						
Low Limit						

Elem	Sn1899	Sr4077	Ti3349	Si2881
Line	189.989 {477}	407.771 { 83}	334.941 {101}	288.158 {117}
IS Ref	(Y_2243)	(Y_3710)	(Y_3600)	(Y_2243)
Units	ppb	ppb	ppb	ppb
Avg	11.47	50.17	2601.	913.0
Stddev	.52	.23	4.	29.3
%RSD	4.557	.4682	.1383	3.214
#1	11.42	49.92	2597.	893.0
#2	10.97	50.21	2604.	899.4
#3	12.01	50.39	2603.	946.7
Check ?	Chk Pass	Chk Pass	Chk Pass	Chk Pass
High Limit				
Low Limit				

Int. Std.	Y_2243	Y_3600	Y_3710
Line	224.306 {450}	360.073 { 94}	371.030 { 91}
Units	Cts/S	Cts/S	Cts/S
Avg	4306.3	21057.	7693.7
Stddev	17.6	81.	43.2
%RSD	.40981	.38377	.56195
#1	4321.7	21148.	7737.5
#2	4310.2	20996.	7651.1
#3	4287.0	21025.	7692.6

Sample Name: 460-127118-a-3-b@4 Acquired: 1/22/2017 13:04:27 Type: Unk
Method: BC011117(v8) Mode: CONC Corr. Factor: 1.000000
User: admin Custom ID1: Custom ID2: Custom ID3:
Comment:

Elem	Al3961	As1890	Ag3280	Ba2335	Be3130	Ca3181
Line	396.152 { 85}	189.042 {478}	328.068 {103}	233.527 {445}	313.042 {108}	318.128 {106}
IS Ref	(Y_3710)	(Y_2243)	(Y_3600)	(Y_2243)	(Y_3710)	(Y_3600)
Units	ppb	ppb	ppb	ppb	ppb	ppb
Avg	**94480.**	**41.05**	**-3.080**	**273.3**	**3.313**	**93380.**
Stddev	234.	.48	.536	.5	.123	334.
%RSD	.2481	1.181	17.40	.1855	3.716	.3572
#1	94210.	41.60	-2.738	272.8	3.171	93570.
#2	94630.	40.69	-3.697	273.8	3.375	93580.
#3	94600.	40.87	-2.804	273.2	3.392	93000.
Check ?	Chk Pass	Chk Pass	Chk Pass	Chk Pass	Chk Pass	Chk Pass
High Limit						
Low Limit						

Elem	Cd2265	Co2286	Cr2677	Cu3247	Fe2714	K_7664
Line	226.502 {449}	228.616 {447}	267.716 {126}	324.754 {104}	271.441 {124}	766.490 { 44}
IS Ref	(Y_2243)	(Y_2243)	(Y_3600)	(Y_3600)	(Y_3600)	(Y_3710)
Units	ppb	ppb	ppb	ppb	ppb	ppb
Avg	**-.7847**	**25.96**	**143.3**	**84.37**	**138700.**	**4464.**
Stddev	.1399	.20	1.7	.60	272.	49.
%RSD	17.83	.7726	1.201	.7146	.1962	1.107
#1	-.7352	26.13	141.3	83.81	138800.	4490.
#2	-.9427	26.03	144.4	84.30	139000.	4495.
#3	-.6763	25.74	144.2	85.01	138400.	4407.
Check ?	Chk Pass	Chk Pass	Chk Pass	Chk Pass	Chk Pass	Chk Pass
High Limit						
Low Limit						

Elem	Mg2790	Mn2576	Na5895	Ni2316	Pb2203	Sb2068
Line	279.079 {121}	257.610 {131}	589.592 { 57}	231.604 {446}	220.353 {453}	206.833 {463}
IS Ref	(Y_3600)	(Y_3600)	(Y_3710)	(Y_2243)	(Y_2243)	(Y_2243)
Units	ppb	ppb	ppb	ppb	ppb	ppb
Avg	**55200.**	**903.8**	**119.8**	**63.11**	**109.3**	**-1.730**
Stddev	250.	1.4	16.0	.56	1.5	1.017
%RSD	.4531	.1543	13.39	.8843	1.338	58.77
#1	55320.	904.5	138.0	62.55	110.3	-2.117
#2	55370.	904.7	107.9	63.67	109.9	-.5769
#3	54910.	902.2	113.4	63.11	107.6	-2.497
Check ?	Chk Pass	Chk Pass	Chk Pass	Chk Pass	Chk Pass	Chk Pass
High Limit						
Low Limit						

Sample Name: 460-127118-a-3-b@4 Acquired: 1/22/2017 13:04:27 Type: Unk
Method: BC011117(v8) Mode: CONC Corr. Factor: 1.000000
User: admin Custom ID1: Custom ID2: Custom ID3:
Comment:

Elem	Se196	Tl1908	V_2924	Zn2062	B_2089	Mo2020
Line	196.090 {472}	190.856 {477}	292.402 {115}	206.200 {463}	208.959 {461}	202.030 {467}
IS Ref	(Y_2243)	(Y_2243)	(Y_3600)	(Y_2243)	(Y_2243)	(Y_2243)
Units	ppb	ppb	ppb	ppb	ppb	ppb
Avg	-4.671	3.869	196.9	195.8	1.597	5.107
Stddev	2.550	2.166	1.7	1.0	.574	.220
%RSD	54.59	55.99	.8557	.4970	35.93	4.315
#1	-7.566	4.697	195.6	196.0	2.150	5.321
#2	-2.759	1.411	196.2	196.6	1.637	5.119
#3	-3.687	5.500	198.8	194.7	1.004	4.881
Check ?	Chk Pass	Chk Pass	Chk Pass	Chk Pass	Chk Pass	Chk Pass
High Limit						
Low Limit						

Elem	Sn1899	Sr4077	Ti3349	Si2881
Line	189.989 {477}	407.771 { 83}	334.941 {101}	288.158 {117}
IS Ref	(Y_2243)	(Y_3710)	(Y_3600)	(Y_2243)
Units	ppb	ppb	ppb	ppb
Avg	10.21	81.29	1658.	1024.
Stddev	.70	.57	4.	37.
%RSD	6.816	.7006	.2648	3.601
#1	9.759	80.66	1655.	1018.
#2	11.01	81.43	1663.	989.9
#3	9.850	81.78	1655.	1063.
Check ?	Chk Pass	Chk Pass	Chk Pass	Chk Pass
High Limit				
Low Limit				

Int. Std.	Y_2243	Y_3600	Y_3710
Line	224.306 {450}	360.073 { 94}	371.030 { 91}
Units	Cts/S	Cts/S	Cts/S
Avg	4125.8	20391.	7463.7
Stddev	46.4	280.	115.3
%RSD	1.1255	1.3727	1.5446
#1	4086.1	20116.	7425.6
#2	4114.4	20383.	7372.4
#3	4176.9	20675.	7593.3

Sample Name: CCV Acquired: 1/22/2017 13:08:13 Type: QC
Method: BC011117(v8) Mode: CONC Corr. Factor: 1.000000
User: admin Custom ID1: Custom ID2: Custom ID3:
Comment:

Elem	Al3961	As1890	Ag3280	Ba2335	Be3130	Ca3181
Line	396.152 { 85}	189.042 {478}	328.068 {103}	233.527 {445}	313.042 {108}	318.128 {106}
IS Ref	(Y_3710)	(Y_2243)	(Y_3600)	(Y_2243)	(Y_3710)	(Y_3600)
Units	ppb	ppb	ppb	ppb	ppb	ppb
Avg	**123200.**	**2501.**	**1278.**	**10260.**	**980.5**	**124600.**
Stddev	421.	6.	4.	16.	1.9	713.
%RSD	.3419	.2273	.3223	.1512	.1907	.5721
#1	122900.	2495.	1282.	10270.	978.6	125300.
#2	123000.	2501.	1274.	10270.	980.5	124500.
#3	123700.	2507.	1277.	10240.	982.4	123900.
Check ?	Chk Pass	Chk Pass	Chk Pass	Chk Pass	Chk Pass	Chk Pass
Value						
Range						

Elem	Cd2265	Co2286	Cr2677	Cu3247	Fe2714	K_7664
Line	226.502 {449}	228.616 {447}	267.716 {126}	324.754 {104}	271.441 {124}	766.490 { 44}
IS Ref	(Y_2243)	(Y_2243)	(Y_3600)	(Y_3600)	(Y_3600)	(Y_3710)
Units	ppb	ppb	ppb	ppb	ppb	ppb
Avg	**1263.**	**2511.**	**5110.**	**12610.**	**100500.**	**50090.**
Stddev	2.	3.	18.	11.	378.	259.
%RSD	.1617	.1030	.3432	.0875	.3759	.5169
#1	1263.	2509.	5130.	12600.	101000.	49890.
#2	1265.	2514.	5106.	12600.	100400.	49990.
#3	1261.	2511.	5096.	12620.	100200.	50380.
Check ?	Chk Pass	Chk Pass	Chk Pass	Chk Pass	Chk Pass	Chk Pass
Value						
Range						

Elem	Mg2790	Mn2576	Na5895	Ni2316	Pb2203	Sb2068
Line	279.079 {121}	257.610 {131}	589.592 { 57}	231.604 {446}	220.353 {453}	206.833 {463}
IS Ref	(Y_3600)	(Y_3600)	(Y_3710)	(Y_2243)	(Y_2243)	(Y_2243)
Units	ppb	ppb	ppb	ppb	ppb	ppb
Avg	**125400.**	**5101.**	**128200.**	**2523.**	**7586.**	**985.2**
Stddev	875.	12.	573.	3.	3.	9.0
%RSD	.6978	.2430	.4467	.0992	.0410	.9178
#1	126300.	5114.	127800.	2522.	7584.	974.8
#2	125100.	5097.	128000.	2526.	7590.	990.9
#3	124600.	5090.	128900.	2522.	7585.	989.9
Check ?	Chk Pass	Chk Pass	Chk Pass	Chk Pass	Chk Pass	Chk Pass
Value						
Range						

Sample Name: CCV Acquired: 1/22/2017 13:08:13 Type: QC
Method: BC011117(v8) Mode: CONC Corr. Factor: 1.000000
User: admin Custom ID1: Custom ID2: Custom ID3:
Comment:

Elem	Se196	Tl1908	V_2924	Zn2062	B_2089	Mo2020
Line	196.090 {472}	190.856 {477}	292.402 {115}	206.200 {463}	208.959 {461}	202.030 {467}
IS Ref	(Y_2243)	(Y_2243)	(Y_3600)	(Y_2243)	(Y_2243)	(Y_2243)
Units	ppb	ppb	ppb	ppb	ppb	ppb
Avg	**2501.**	**2554.**	**2518.**	**2546.**	**1014.**	**2466.**
Stddev	20.	12.	2.	6.	6.	1.
%RSD	.7954	.4699	.0987	.2341	.6368	.0558
#1	2485.	2544.	2520.	2549.	1008.	2464.
#2	2496.	2551.	2518.	2550.	1014.	2465.
#3	2523.	2567.	2515.	2539.	1021.	2467.
Check ?	Chk Pass	Chk Pass	Chk Pass	Chk Pass	Chk Pass	Chk Pass
Value						
Range						

Elem	Sn1899	Sr4077	Ti3349	Si2881
Line	189.989 {477}	407.771 { 83}	334.941 {101}	288.158 {117}
IS Ref	(Y_2243)	(Y_3710)	(Y_3600)	(Y_2243)
Units	ppb	ppb	ppb	ppb
Avg	**1002.**	**5045.**	**10170.**	**9204.**
Stddev	6.	23.	8.	44.
%RSD	.5830	.4543	.0811	.4770
#1	997.0	5026.	10180.	9162.
#2	1000.	5039.	10160.	9201.
#3	1008.	5071.	10160.	9250.
Check ?	Chk Pass	Chk Pass	Chk Pass	None
Value				
Range				

Int. Std.	Y_2243	Y_3600	Y_3710
Line	224.306 {450}	360.073 { 94}	371.030 { 91}
Units	Cts/S	Cts/S	Cts/S
Avg	**3881.8**	**18899.**	**7051.9**
Stddev	4.1	148.	5.3
%RSD	.10686	.78510	.07524
#1	3877.7	18742.	7045.8
#2	3886.0	18917.	7054.8
#3	3881.6	19037.	7055.1

Sample Name: CCB Acquired: 1/22/2017 13:11:41 Type: QC
Method: BC011117(v8) Mode: CONC Corr. Factor: 1.000000
User: admin Custom ID1: Custom ID2: Custom ID3:
Comment:

Elem	Al3961	As1890	Ag3280	Ba2335	Be3130	Ca3181
Line	396.152 { 85}	189.042 {478}	328.068 {103}	233.527 {445}	313.042 {108}	318.128 {106}
IS Ref	(Y_3710)	(Y_2243)	(Y_3600)	(Y_2243)	(Y_3710)	(Y_3600)
Units	ppb	ppb	ppb	ppb	ppb	ppb
Avg	**-14.65**	**2.201**	**-.2164**	**.0149**	**.0523**	**34.56**
Stddev	12.86	2.397	1.377	.1705	.0721	45.78
%RSD	87.82	108.9	636.5	1146.	137.8	132.5
#1	-.2663	.9772	1.275	.1536	.0376	85.89
#2	-25.05	.6631	-.4828	-.1754	-.0113	19.84
#3	-18.62	4.963	-1.441	.0665	.1305	-2.053
Check ?	Chk Pass	Chk Pass	Chk Pass	Chk Pass	Chk Pass	Chk Pass
High Limit						
Low Limit						

Elem	Cd2265	Co2286	Cr2677	Cu3247	Fe2714	K_7664
Line	226.502 {449}	228.616 {447}	267.716 {126}	324.754 {104}	271.441 {124}	766.490 { 44}
IS Ref	(Y_2243)	(Y_2243)	(Y_3600)	(Y_3600)	(Y_3600)	(Y_3710)
Units	ppb	ppb	ppb	ppb	ppb	ppb
Avg	**-.0218**	**.2081**	**1.721**	**4.197**	**39.75**	**-7.805**
Stddev	.0397	.1235	1.967	4.441	33.82	23.87
%RSD	182.3	59.35	114.3	105.8	85.09	305.8
#1	.0163	.2714	3.958	9.296	78.79	17.11
#2	-.0628	.2870	.9465	2.127	21.17	-10.05
#3	-.0188	.0658	.2599	1.169	19.29	-30.48
Check ?	Chk Pass	Chk Pass	Chk Pass	Chk Pass	Chk Pass	Chk Pass
High Limit						
Low Limit						

Elem	Mg2790	Mn2576	Na5895	Ni2316	Pb2203	Sb2068
Line	279.079 {121}	257.610 {131}	589.592 { 57}	231.604 {446}	220.353 {453}	206.833 {463}
IS Ref	(Y_3600)	(Y_3600)	(Y_3710)	(Y_2243)	(Y_2243)	(Y_2243)
Units	ppb	ppb	ppb	ppb	ppb	ppb
Avg	**22.99**	**1.511**	**-62.87**	**.0557**	**.9116**	**2.666**
Stddev	39.03	1.972	36.53	.2471	.2965	1.154
%RSD	169.8	130.5	58.11	444.0	32.52	43.28
#1	67.99	3.771	-55.93	.3017	.6536	2.343
#2	2.636	.6205	-102.4	.0578	.8458	1.708
#3	-1.666	.1412	-30.31	-.1925	1.235	3.946
Check ?	Chk Pass	Chk Pass	Chk Pass	Chk Pass	Chk Pass	Chk Pass
High Limit						
Low Limit						

Sample Name: CCB Acquired: 1/22/2017 13:11:41 Type: QC
Method: BC011117(v8) Mode: CONC Corr. Factor: 1.000000
User: admin Custom ID1: Custom ID2: Custom ID3:
Comment:

Elem	Se196	Tl1908	V_2924	Zn2062	B_2089	Mo2020
Line	196.090 {472}	190.856 {477}	292.402 {115}	206.200 {463}	208.959 {461}	202.030 {467}
IS Ref	(Y_2243)	(Y_2243)	(Y_3600)	(Y_2243)	(Y_2243)	(Y_2243)
Units	ppb	ppb	ppb	ppb	ppb	ppb
Avg	**1.095**	**1.729**	**.2682**	**.0060**	**.6601**	**2.150**
Stddev	1.352	2.446	.9046	.0905	.2171	.519
%RSD	123.4	141.5	337.3	1508.	32.89	24.14
#1	-.4511	4.417	1.246	.1084	.6601	1.575
#2	1.683	-.3669	.0987	-.0272	.8772	2.291
#3	2.054	1.137	-.5396	-.0632	.4429	2.584
Check ?	Chk Pass	Chk Pass	Chk Pass	Chk Pass	Chk Pass	Chk Pass
High Limit						
Low Limit						

Elem	Sn1899	Sr4077	Ti3349	Si2881
Line	189.989 {477}	407.771 { 83}	334.941 {101}	288.158 {117}
IS Ref	(Y_2243)	(Y_3710)	(Y_3600)	(Y_2243)
Units	ppb	ppb	ppb	ppb
Avg	**-.1664**	**.2262**	**3.172**	**-18.83**
Stddev	.1559	.1419	3.286	23.81
%RSD	93.69	62.71	103.6	126.5
#1	-.3464	.3888	6.941	4.860
#2	-.0794	.1280	1.672	-18.58
#3	-.0734	.1618	.9031	-42.76
Check ?	Chk Pass	Chk Pass	Chk Pass	None
High Limit				
Low Limit				

Int. Std.	Y_2243	Y_3600	Y_3710
Line	224.306 {450}	360.073 { 94}	371.030 { 91}
Units	Cts/S	Cts/S	Cts/S
Avg	**4127.1**	**20121.**	**7214.6**
Stddev	4.7	93.	7.4
%RSD	.11293	.46095	.10304
#1	4131.2	20225.	7221.3
#2	4128.1	20093.	7206.6
#3	4122.0	20046.	7215.8

Sample Name: CCVL Acquired: 1/22/2017 13:15:35 Type: QC
Method: BC011117(v8) Mode: CONC Corr. Factor: 1.000000
User: admin Custom ID1: Custom ID2: Custom ID3:
Comment:

Elem	Al3961	As1890	Ag3280	Ba2335	Be3130	Ca3181
Line	396.152 { 85}	189.042 {478}	328.068 {103}	233.527 {445}	313.042 {108}	318.128 {106}
IS Ref	(Y_3710)	(Y_2243)	(Y_3600)	(Y_2243)	(Y_3710)	(Y_3600)
Units	ppb	ppb	ppb	ppb	ppb	ppb
Avg	**181.4**	**14.57**	**9.335**	**205.5**	**1.953**	**4908.**
Stddev	7.4	.61	.502	.5	.096	39.
%RSD	4.064	4.167	5.379	.2583	4.937	.7963
#1	173.5	15.17	9.776	206.0	2.038	4864.
#2	182.7	14.59	8.789	205.6	1.848	4919.
#3	188.1	13.96	9.441	205.0	1.973	4940.
Check ?	Chk Pass	Chk Pass	Chk Pass	Chk Pass	Chk Pass	Chk Pass
Value						
Range						

Elem	Cd2265	Co2286	Cr2677	Cu3247	Fe2714	K_7664
Line	226.502 {449}	228.616 {447}	267.716 {126}	324.754 {104}	271.441 {124}	766.490 { 44}
IS Ref	(Y_2243)	(Y_2243)	(Y_3600)	(Y_3600)	(Y_3600)	(Y_3710)
Units	ppb	ppb	ppb	ppb	ppb	ppb
Avg	**4.118**	**51.37**	**10.21**	**24.62**	**159.9**	**4561.**
Stddev	.111	.38	.08	.24	3.1	14.
%RSD	2.685	.7493	.7827	.9927	1.961	.3113
#1	4.051	51.07	10.30	24.41	159.1	4554.
#2	4.058	51.24	10.17	24.58	157.2	4577.
#3	4.246	51.80	10.15	24.89	163.4	4552.
Check ?	Chk Pass	Chk Pass	Chk Pass	Chk Pass	Chk Pass	Chk Pass
Value						
Range						

Elem	Mg2790	Mn2576	Na5895	Ni2316	Pb2203	Sb2068
Line	279.079 {121}	257.610 {131}	589.592 { 57}	231.604 {446}	220.353 {453}	206.833 {463}
IS Ref	(Y_3600)	(Y_3600)	(Y_3710)	(Y_2243)	(Y_2243)	(Y_2243)
Units	ppb	ppb	ppb	ppb	ppb	ppb
Avg	**4685.**	**15.77**	**4502.**	**41.21**	**11.01**	**20.33**
Stddev	57.	.22	8.	.77	.89	2.44
%RSD	1.223	1.402	.1833	1.869	8.079	12.01
#1	4633.	15.55	4503.	40.97	10.12	18.61
#2	4675.	15.75	4510.	40.59	11.90	19.26
#3	4746.	16.00	4493.	42.07	11.02	23.12
Check ?	Chk Pass	Chk Pass	Chk Pass	Chk Pass	Chk Pass	Chk Pass
Value						
Range						

Sample Name: CCVL Acquired: 1/22/2017 13:15:35 Type: QC
Method: BC011117(v8) Mode: CONC Corr. Factor: 1.000000
User: admin Custom ID1: Custom ID2: Custom ID3:
Comment:

Elem	Se196	Tl1908	V_2924	Zn2062	B_2089	Mo2020
Line	196.090 {472}	190.856 {477}	292.402 {115}	206.200 {463}	208.959 {461}	202.030 {467}
IS Ref	(Y_2243)	(Y_2243)	(Y_3600)	(Y_2243)	(Y_2243)	(Y_2243)
Units	ppb	ppb	ppb	ppb	ppb	ppb
Avg	**17.53**	**22.81**	**49.41**	**31.22**	**46.61**	**19.20**
Stddev	1.74	3.21	.66	.35	.39	.60
%RSD	9.912	14.08	1.342	1.134	.8316	3.124
#1	17.75	25.03	48.65	30.87	46.85	18.57
#2	15.69	24.26	49.68	31.21	46.82	19.77
#3	19.14	19.12	49.89	31.58	46.16	19.25
Check ?	Chk Pass	Chk Pass	Chk Pass	Chk Pass	Chk Pass	Chk Pass
Value						
Range						

Elem	Sn1899	Sr4077	Ti3349	Si2881
Line	189.989 {477}	407.771 { 83}	334.941 {101}	288.158 {117}
IS Ref	(Y_2243)	(Y_3710)	(Y_3600)	(Y_2243)
Units	ppb	ppb	ppb	ppb
Avg	**48.80**	**19.68**	**20.00**	F **-19.76**
Stddev	.36	.08	.46	11.10
%RSD	.7345	.3944	2.310	56.19
#1	48.51	19.61	19.59	-10.94
#2	48.69	19.76	19.92	-16.10
#3	49.20	19.67	20.50	-32.22
Check ?	Chk Pass	Chk Pass	Chk Pass	Chk Fail
Value				200.0
Range				-30.50%

Int. Std.	Y_2243	Y_3600	Y_3710
Line	224.306 {450}	360.073 { 94}	371.030 { 91}
Units	Cts/S	Cts/S	Cts/S
Avg	**4163.1**	**20154.**	**7232.9**
Stddev	24.1	73.	112.1
%RSD	.57990	.36457	1.5493
#1	4170.0	20212.	7360.6
#2	4183.1	20071.	7187.0
#3	4136.3	20177.	7151.0

Sample Name: lb 460-415623/1-c Acquired: 1/22/2017 16:36:24 Type: Unk
Method: BC011117(v8) Mode: CONC Corr. Factor: 1.000000
User: admin Custom ID1: Custom ID2: Custom ID3:
Comment:

Elem	Al3961	As1890	Ag3280	Ba2335	Be3130	Ca3181
Line	396.152 { 85}	189.042 {478}	328.068 {103}	233.527 {445}	313.042 {108}	318.128 {106}
IS Ref	(Y_3710)	(Y_2243)	(Y_3600)	(Y_2243)	(Y_3710)	(Y_3600)
Units	ppb	ppb	ppb	ppb	ppb	ppb
Avg	**-4.316**	**1.405**	**-.2335**	**-.1696**	**.0465**	**11.11**
Stddev	21.71	1.177	.6023	.0653	.0183	2.54
%RSD	502.9	83.82	257.9	38.53	39.44	22.91
#1	-25.49	.3467	.1577	-.0994	.0656	11.88
#2	17.89	2.673	.0688	-.1807	.0291	13.19
#3	-5.349	1.194	-.9271	-.2287	.0448	8.271
Check ?	Chk Pass	Chk Pass	Chk Pass	Chk Pass	Chk Pass	Chk Pass
High Limit						
Low Limit						

Elem	Cd2265	Co2286	Cr2677	Cu3247	Fe2714	K_7664
Line	226.502 {449}	228.616 {447}	267.716 {126}	324.754 {104}	271.441 {124}	766.490 { 44}
IS Ref	(Y_2243)	(Y_2243)	(Y_3600)	(Y_3600)	(Y_3600)	(Y_3710)
Units	ppb	ppb	ppb	ppb	ppb	ppb
Avg	**.0068**	**.2930**	**.0194**	**.6133**	**28.62**	**50.26**
Stddev	.0598	.2217	.1627	.2837	10.53	23.80
%RSD	877.2	75.64	837.0	46.26	36.81	47.35
#1	-.0605	.3031	-.1590	.5332	24.21	47.52
#2	.0539	.0665	.0576	.3783	40.65	75.31
#3	.0271	.5095	.1598	.9285	21.01	27.95
Check ?	Chk Pass	Chk Pass	Chk Pass	Chk Pass	Chk Pass	Chk Pass
High Limit						
Low Limit						

Elem	Mg2790	Mn2576	Na5895	Ni2316	Pb2203	Sb2068
Line	279.079 {121}	257.610 {131}	589.592 { 57}	231.604 {446}	220.353 {453}	206.833 {463}
IS Ref	(Y_3600)	(Y_3600)	(Y_3710)	(Y_2243)	(Y_2243)	(Y_2243)
Units	ppb	ppb	ppb	ppb	ppb	ppb
Avg	**-7.289**	**.2668**	**7.907**	**.0516**	**-.2099**	**-.2917**
Stddev	2.018	.0910	19.12	.1648	.7593	1.500
%RSD	27.69	34.10	241.9	319.2	361.6	514.1
#1	-8.958	.3277	-10.53	-.1382	.6386	1.207
#2	-7.862	.1622	27.65	.1341	-.4434	-1.793
#3	-5.046	.3105	6.597	.1590	-.8251	-.2885
Check ?	Chk Pass	Chk Pass	Chk Pass	Chk Pass	Chk Pass	Chk Pass
High Limit						
Low Limit						

Sample Name: lb 460-415623/1-c Acquired: 1/22/2017 16:36:24 Type: Unk
Method: BC011117(v8) Mode: CONC Corr. Factor: 1.000000
User: admin Custom ID1: Custom ID2: Custom ID3:
Comment:

Elem	Se196	Tl1908	V_2924	Zn2062	B_2089	Mo2020
Line	196.090 {472}	190.856 {477}	292.402 {115}	206.200 {463}	208.959 {461}	202.030 {467}
IS Ref	(Y_2243)	(Y_2243)	(Y_3600)	(Y_2243)	(Y_2243)	(Y_2243)
Units	ppb	ppb	ppb	ppb	ppb	ppb
Avg	.6291	2.975	-.0289	.2575	6.199	-.1564
Stddev	2.824	2.682	.2086	.0834	.144	.2264
%RSD	448.9	90.17	722.3	32.38	2.319	144.8
#1	-.0683	.2952	.2118	.3191	6.193	-.4176
#2	3.736	5.660	-.1577	.1626	6.346	-.0342
#3	-1.781	2.970	-.1408	.2909	6.059	-.0173
Check ?	Chk Pass	Chk Pass	Chk Pass	Chk Pass	Chk Pass	Chk Pass
High Limit						
Low Limit						

Elem	Sn1899	Sr4077	Ti3349	Si2881
Line	189.989 {477}	407.771 { 83}	334.941 {101}	288.158 {117}
IS Ref	(Y_2243)	(Y_3710)	(Y_3600)	(Y_2243)
Units	ppb	ppb	ppb	ppb
Avg	-.4657	.1837	.1855	18.56
Stddev	.7286	.1479	.1831	13.48
%RSD	156.5	80.53	98.71	72.62
#1	-.6535	.2939	-.0140	32.01
#2	-1.082	.2417	.2245	5.047
#3	.3384	.0156	.3460	18.64
Check ?	Chk Pass	Chk Pass	Chk Pass	Chk Pass
High Limit				
Low Limit				

Int. Std.	Y_2243	Y_3600	Y_3710
Line	224.306 {450}	360.073 { 94}	371.030 { 91}
Units	Cts/S	Cts/S	Cts/S
Avg	4252.8	20788.	7307.7
Stddev	11.0	179.	9.4
%RSD	.25837	.86039	.12909
#1	4243.6	20972.	7297.9
#2	4250.0	20776.	7308.4
#3	4265.0	20615.	7316.7

Sample Name: pds 460-127043-a-3-b Acquired: 1/22/2017 16:40:13 Type: Unk
Method: BC011117(v8) Mode: CONC Corr. Factor: 1.000000
User: admin Custom ID1: Custom ID2: Custom ID3:
Comment:

Elem	Al3961	As1890	Ag3280	Ba2335	Be3130	Ca3181
Line	396.152 { 85}	189.042 {478}	328.068 {103}	233.527 {445}	313.042 {108}	318.128 {106}
IS Ref	(Y_3710)	(Y_2243)	(Y_3600)	(Y_2243)	(Y_3710)	(Y_3600)
Units	ppb	ppb	ppb	ppb	ppb	ppb
Avg	**11480.**	**2095.**	**49.02**	**2282.**	**48.48**	**82510.**
Stddev	28.	2.	1.22	5.	.56	238.
%RSD	.2424	.1048	2.483	.2285	1.156	.2880
#1	11500.	2093.	47.65	2276.	47.84	82240.
#2	11490.	2096.	49.44	2287.	48.77	82640.
#3	11450.	2097.	49.97	2283.	48.84	82660.
Check ?	Chk Pass	Chk Pass	Chk Pass	Chk Pass	Chk Pass	Chk Pass
High Limit						
Low Limit						

Elem	Cd2265	Co2286	Cr2677	Cu3247	Fe2714	K_7664
Line	226.502 {449}	228.616 {447}	267.716 {126}	324.754 {104}	271.441 {124}	766.490 { 44}
IS Ref	(Y_2243)	(Y_2243)	(Y_3600)	(Y_3600)	(Y_3600)	(Y_3710)
Units	ppb	ppb	ppb	ppb	ppb	ppb
Avg	**50.39**	**518.3**	**227.2**	**275.7**	**18100.**	**20000.**
Stddev	.16	1.1	.5	1.6	162.	94.
%RSD	.3239	.2184	.2026	.5957	.8942	.4688
#1	50.34	517.7	226.7	273.8	17910.	19920.
#2	50.58	519.5	227.3	276.5	18190.	19990.
#3	50.26	517.5	227.6	276.7	18190.	20100.
Check ?	Chk Pass	Chk Pass	Chk Pass	Chk Pass	Chk Pass	Chk Pass
High Limit						
Low Limit						

Elem	Mg2790	Mn2576	Na5895	Ni2316	Pb2203	Sb2068
Line	279.079 {121}	257.610 {131}	589.592 { 57}	231.604 {446}	220.353 {453}	206.833 {463}
IS Ref	(Y_3600)	(Y_3600)	(Y_3710)	(Y_2243)	(Y_2243)	(Y_2243)
Units	ppb	ppb	ppb	ppb	ppb	ppb
Avg	**26930.**	**907.8**	**25470.**	**620.1**	**547.9**	**509.4**
Stddev	128.	1.6	147.	1.2	2.3	.2
%RSD	.4756	.1791	.5753	.1939	.4151	.0406
#1	26790.	906.4	25320.	620.0	547.8	509.2
#2	26970.	909.6	25460.	618.9	545.6	509.4
#3	27040.	907.4	25610.	621.3	550.2	509.7
Check ?	Chk Pass	Chk Pass	Chk Pass	Chk Pass	Chk Pass	Chk Pass
High Limit						
Low Limit						

Sample Name: pds 460-127043-a-3-b Acquired: 1/22/2017 16:40:13 Type: Unk
Method: BC011117(v8) Mode: CONC Corr. Factor: 1.000000
User: admin Custom ID1: Custom ID2: Custom ID3:
Comment:

Elem	Se196	Tl1908	V_2924	Zn2062	B_2089	Mo2020
Line	196.090 {472}	190.856 {477}	292.402 {115}	206.200 {463}	208.959 {461}	202.030 {467}
IS Ref	(Y_2243)	(Y_2243)	(Y_3600)	(Y_2243)	(Y_2243)	(Y_2243)
Units	ppb	ppb	ppb	ppb	ppb	ppb
Avg	**1985.**	**2057.**	**647.1**	**691.0**	**530.3**	**494.9**
Stddev	13.	9.	5.2	1.8	2.3	3.6
%RSD	.6334	.4599	.7971	.2637	.4356	.7354
#1	1988.	2046.	641.3	690.5	527.6	490.9
#2	1996.	2063.	648.8	693.0	531.9	497.9
#3	1971.	2062.	651.2	689.4	531.3	495.9
Check ?	Chk Pass	Chk Pass	Chk Pass	Chk Pass	Chk Pass	Chk Pass
High Limit						
Low Limit						

Elem	Sn1899	Sr4077	Ti3349	Si2881
Line	189.989 {477}	407.771 { 83}	334.941 {101}	288.158 {117}
IS Ref	(Y_2243)	(Y_3710)	(Y_3600)	(Y_2243)
Units	ppb	ppb	ppb	ppb
Avg	**507.1**	**637.4**	**640.5**	**213.3**
Stddev	3.5	3.5	1.1	16.2
%RSD	.6960	.5538	.1658	7.593
#1	503.5	633.3	640.0	201.5
#2	510.5	638.9	639.8	206.6
#3	507.2	639.9	641.7	231.8
Check ?	Chk Pass	Chk Pass	Chk Pass	Chk Pass
High Limit				
Low Limit				

Int. Std.	Y_2243	Y_3600	Y_3710
Line	224.306 {450}	360.073 { 94}	371.030 { 91}
Units	Cts/S	Cts/S	Cts/S
Avg	**4123.1**	**20177.**	**7260.3**
Stddev	6.5	35.	13.2
%RSD	.15867	.17153	.18128
#1	4120.9	20208.	7248.8
#2	4118.0	20182.	7274.6
#3	4130.5	20140.	7257.6

Sample Name: 460-127043-a-3-d ms Acquired: 1/22/2017 16:43:46 Type: Unk
Method: BC011117(v8) Mode: CONC Corr. Factor: 1.000000
User: admin Custom ID1: Custom ID2: Custom ID3:
Comment:

Elem	Al3961	As1890	Ag3280	Ba2335	Be3130	Ca3181
Line	396.152 { 85}	189.042 {478}	328.068 {103}	233.527 {445}	313.042 {108}	318.128 {106}
IS Ref	(Y_3710)	(Y_2243)	(Y_3600)	(Y_2243)	(Y_3710)	(Y_3600)
Units	ppb	ppb	ppb	ppb	ppb	ppb
Avg	**12840.**	**316.1**	**3.607**	**451.2**	**5.107**	**69990.**
Stddev	58.	2.9	.282	1.2	.047	665.
%RSD	.4511	.9204	7.827	.2689	.9276	.9495
#1	12860.	319.4	3.313	450.0	5.134	69430.
#2	12890.	314.2	3.632	452.4	5.135	69820.
#3	12780.	314.7	3.875	451.2	5.052	70720.
Check ?	Chk Pass	Chk Pass	Chk Pass	Chk Pass	Chk Pass	Chk Pass
High Limit						
Low Limit						

Elem	Cd2265	Co2286	Cr2677	Cu3247	Fe2714	K_7664
Line	226.502 {449}	228.616 {447}	267.716 {126}	324.754 {104}	271.441 {124}	766.490 { 44}
IS Ref	(Y_2243)	(Y_2243)	(Y_3600)	(Y_3600)	(Y_3600)	(Y_3710)
Units	ppb	ppb	ppb	ppb	ppb	ppb
Avg	**4.948**	**65.22**	**45.04**	**52.75**	**19240.**	**2569.**
Stddev	.066	.29	.68	.98	240.	47.
%RSD	1.333	.4419	1.518	1.860	1.245	1.812
#1	4.980	64.89	44.78	52.40	19040.	2581.
#2	4.993	65.39	44.52	51.99	19180.	2607.
#3	4.873	65.39	45.82	53.86	19510.	2517.
Check ?	Chk Pass	Chk Pass	Chk Pass	Chk Pass	Chk Pass	Chk Pass
High Limit						
Low Limit						

Elem	Mg2790	Mn2576	Na5895	Ni2316	Pb2203	Sb2068
Line	279.079 {121}	257.610 {131}	589.592 { 57}	231.604 {446}	220.353 {453}	206.833 {463}
IS Ref	(Y_3600)	(Y_3600)	(Y_3710)	(Y_2243)	(Y_2243)	(Y_2243)
Units	ppb	ppb	ppb	ppb	ppb	ppb
Avg	**10760.**	**482.6**	**7352.**	**235.0**	**96.14**	**53.32**
Stddev	171.	2.7	32.	1.1	1.33	2.31
%RSD	1.586	.5691	.4285	.4690	1.380	4.329
#1	10610.	479.9	7330.	234.5	94.67	50.69
#2	10730.	482.6	7388.	236.3	97.25	54.31
#3	10950.	485.4	7339.	234.4	96.49	54.97
Check ?	Chk Pass	Chk Pass	Chk Pass	Chk Pass	Chk Pass	Chk Pass
High Limit						
Low Limit						

Sample Name: 460-127043-a-3-d ms Acquired: 1/22/2017 16:43:46 Type: Unk
Method: BC011117(v8) Mode: CONC Corr. Factor: 1.000000
User: admin Custom ID1: Custom ID2: Custom ID3:
Comment:

Elem	Se196	Tl1908	V_2924	Zn2062	B_2089	Mo2020
Line	196.090 {472}	190.856 {477}	292.402 {115}	206.200 {463}	208.959 {461}	202.030 {467}
IS Ref	(Y_2243)	(Y_2243)	(Y_3600)	(Y_2243)	(Y_2243)	(Y_2243)
Units	ppb	ppb	ppb	ppb	ppb	ppb
Avg	**197.4**	**207.6**	**222.8**	**256.7**	**89.98**	**51.55**
Stddev	1.1	3.1	1.7	2.9	1.49	.60
%RSD	.5494	1.474	.7618	1.144	1.658	1.170
#1	197.8	204.1	221.7	253.3	88.39	50.86
#2	198.2	209.0	221.9	258.6	91.35	51.98
#3	196.2	209.7	224.7	258.1	90.20	51.82
Check ?	Chk Pass	Chk Pass	Chk Pass	Chk Pass	Chk Pass	Chk Pass
High Limit						
Low Limit						

Elem	Sn1899	Sr4077	Ti3349	Si2881
Line	189.989 {477}	407.771 { 83}	334.941 {101}	288.158 {117}
IS Ref	(Y_2243)	(Y_3710)	(Y_3600)	(Y_2243)
Units	ppb	ppb	ppb	ppb
Avg	**49.69**	**193.4**	**201.4**	**213.3**
Stddev	1.34	1.1	1.3	1.5
%RSD	2.699	.5942	.6591	.6850
#1	48.47	193.8	200.1	213.8
#2	49.47	194.2	201.3	211.6
#3	51.12	192.1	202.8	214.4
Check ?	Chk Pass	Chk Pass	Chk Pass	Chk Pass
High Limit				
Low Limit				

Int. Std.	Y_2243	Y_3600	Y_3710
Line	224.306 {450}	360.073 { 94}	371.030 { 91}
Units	Cts/S	Cts/S	Cts/S
Avg	**4144.2**	**20376.**	**7137.1**
Stddev	21.4	201.	131.0
%RSD	.51659	.98521	1.8360
#1	4119.8	20544.	7274.8
#2	4159.9	20431.	7122.6
#3	4152.8	20154.	7013.9

Sample Name: 460-127043-a-3-c du Acquired: 1/22/2017 16:47:30 Type: Unk
Method: BC011117(v8) Mode: CONC Corr. Factor: 1.000000
User: admin Custom ID1: Custom ID2: Custom ID3:
Comment:

Elem	Al3961	As1890	Ag3280	Ba2335	Be3130	Ca3181
Line	396.152 { 85}	189.042 {478}	328.068 {103}	233.527 {445}	313.042 {108}	318.128 {106}
IS Ref	(Y_3710)	(Y_2243)	(Y_3600)	(Y_2243)	(Y_3710)	(Y_3600)
Units	ppb	ppb	ppb	ppb	ppb	ppb
Avg	**9432.**	**106.3**	**-1.370**	**214.1**	**.1666**	**62600.**
Stddev	47.	2.4	.233	.9	.0262	174.
%RSD	.5011	2.272	17.00	.4075	15.73	.2779
#1	9433.	108.9	-1.305	213.4	.1484	62400.
#2	9479.	104.1	-1.629	215.0	.1967	62740.
#3	9385.	105.9	-1.177	213.8	.1548	62650.
Check ?	Chk Pass	Chk Pass	Chk Pass	Chk Pass	Chk Pass	Chk Pass
High Limit						
Low Limit						

Elem	Cd2265	Co2286	Cr2677	Cu3247	Fe2714	K_7664
Line	226.502 {449}	228.616 {447}	267.716 {126}	324.754 {104}	271.441 {124}	766.490 { 44}
IS Ref	(Y_2243)	(Y_2243)	(Y_3600)	(Y_3600)	(Y_3600)	(Y_3710)
Units	ppb	ppb	ppb	ppb	ppb	ppb
Avg	**-.1395**	**12.18**	**21.28**	**25.66**	**17540.**	**651.7**
Stddev	.0615	.04	.42	.35	184.	42.5
%RSD	44.09	.3535	1.976	1.354	1.047	6.522
#1	-.0979	12.22	20.82	25.38	17330.	700.0
#2	-.1104	12.17	21.65	25.56	17660.	620.3
#3	-.2101	12.14	21.37	26.05	17620.	634.7
Check ?	Chk Pass	Chk Pass	Chk Pass	Chk Pass	Chk Pass	Chk Pass
High Limit						
Low Limit						

Elem	Mg2790	Mn2576	Na5895	Ni2316	Pb2203	Sb2068
Line	279.079 {121}	257.610 {131}	589.592 { 57}	231.604 {446}	220.353 {453}	206.833 {463}
IS Ref	(Y_3600)	(Y_3600)	(Y_3710)	(Y_2243)	(Y_2243)	(Y_2243)
Units	ppb	ppb	ppb	ppb	ppb	ppb
Avg	**8022.**	**398.3**	**4824.**	**119.4**	**37.79**	**20.93**
Stddev	62.	1.5	13.	1.3	.42	1.71
%RSD	.7692	.3849	.2722	1.101	1.115	8.171
#1	7951.	396.5	4817.	118.6	37.36	19.50
#2	8065.	399.4	4839.	118.6	37.83	22.82
#3	8049.	398.9	4815.	120.9	38.20	20.46
Check ?	Chk Pass	Chk Pass	Chk Pass	Chk Pass	Chk Pass	Chk Pass
High Limit						
Low Limit						

Sample Name: 460-127043-a-3-c du Acquired: 1/22/2017 16:47:30 Type: Unk
Method: BC011117(v8) Mode: CONC Corr. Factor: 1.000000
User: admin Custom ID1: Custom ID2: Custom ID3:
Comment:

Elem	Se196	Tl1908	V_2924	Zn2062	B_2089	Mo2020
Line	196.090 {472}	190.856 {477}	292.402 {115}	206.200 {463}	208.959 {461}	202.030 {467}
IS Ref	(Y_2243)	(Y_2243)	(Y_3600)	(Y_2243)	(Y_2243)	(Y_2243)
Units	ppb	ppb	ppb	ppb	ppb	ppb
Avg	**4.774**	**1.354**	**141.5**	**183.7**	**37.68**	**3.283**
Stddev	2.136	1.722	1.4	2.1	.33	.140
%RSD	44.75	127.2	.9622	1.126	.8788	4.262
#1	3.089	-.5868	139.9	181.6	38.05	3.317
#2	4.056	2.697	142.5	183.7	37.58	3.403
#3	7.177	1.951	142.1	185.8	37.41	3.129
Check ?	Chk Pass	Chk Pass	Chk Pass	Chk Pass	Chk Pass	Chk Pass
High Limit						
Low Limit						

Elem	Sn1899	Sr4077	Ti3349	Si2881
Line	189.989 {477}	407.771 { 83}	334.941 {101}	288.158 {117}
IS Ref	(Y_2243)	(Y_3710)	(Y_3600)	(Y_2243)
Units	ppb	ppb	ppb	ppb
Avg	**2.372**	**131.9**	**147.0**	**199.8**
Stddev	.416	.5	1.0	20.3
%RSD	17.53	.3511	.6907	10.18
#1	2.838	132.2	145.9	223.1
#2	2.038	131.3	147.2	185.5
#3	2.240	132.1	147.8	190.8
Check ?	Chk Pass	Chk Pass	Chk Pass	Chk Pass
High Limit				
Low Limit				

Int. Std.	Y_2243	Y_3600	Y_3710
Line	224.306 {450}	360.073 { 94}	371.030 { 91}
Units	Cts/S	Cts/S	Cts/S
Avg	**4202.0**	**20573.**	**7282.1**
Stddev	12.7	9.	100.9
%RSD	.30283	.04399	1.3859
#1	4187.3	20583.	7166.1
#2	4209.7	20565.	7330.3
#3	4209.0	20570.	7349.8

Sample Name: 460-127043-a-3-b@20 Acquired: 1/22/2017 16:51:15 Type: Unk
Method: BC011117(v8) Mode: CONC Corr. Factor: 1.000000
User: admin Custom ID1: Custom ID2: Custom ID3:
Comment:

Elem	Al3961	As1890	Ag3280	Ba2335	Be3130	Ca3181
Line	396.152 { 85}	189.042 {478}	328.068 {103}	233.527 {445}	313.042 {108}	318.128 {106}
IS Ref	(Y_3710)	(Y_2243)	(Y_3600)	(Y_2243)	(Y_3710)	(Y_3600)
Units	ppb	ppb	ppb	ppb	ppb	ppb
Avg	**9357.**	**105.7**	**-1.386**	**210.4**	**.2374**	**61550.**
Stddev	69.	2.8	.440	.3	.1051	192.
%RSD	.7410	2.644	31.76	.1399	44.28	.3123
#1	9323.	103.8	-.8959	210.8	.1840	61620.
#2	9311.	104.3	-1.515	210.4	.3585	61700.
#3	9437.	108.9	-1.747	210.2	.1697	61330.
Check ?	Chk Pass	Chk Pass	Chk Pass	Chk Pass	Chk Pass	Chk Pass
High Limit						
Low Limit						

Elem	Cd2265	Co2286	Cr2677	Cu3247	Fe2714	K_7664
Line	226.502 {449}	228.616 {447}	267.716 {126}	324.754 {104}	271.441 {124}	766.490 { 44}
IS Ref	(Y_2243)	(Y_2243)	(Y_3600)	(Y_3600)	(Y_3600)	(Y_3710)
Units	ppb	ppb	ppb	ppb	ppb	ppb
Avg	**.1253**	**11.92**	**21.31**	**25.04**	**17300.**	**588.3**
Stddev	.0857	.10	.43	.26	142.	38.2
%RSD	68.36	.8296	2.035	1.021	.8187	6.497
#1	.0349	11.82	21.81	24.80	17240.	628.9
#2	.1358	12.01	21.10	25.00	17470.	583.1
#3	.2053	11.94	21.03	25.31	17200.	553.0
Check ?	Chk Pass	Chk Pass	Chk Pass	Chk Pass	Chk Pass	Chk Pass
High Limit						
Low Limit						

Elem	Mg2790	Mn2576	Na5895	Ni2316	Pb2203	Sb2068
Line	279.079 {121}	257.610 {131}	589.592 { 57}	231.604 {446}	220.353 {453}	206.833 {463}
IS Ref	(Y_3600)	(Y_3600)	(Y_3710)	(Y_2243)	(Y_2243)	(Y_2243)
Units	ppb	ppb	ppb	ppb	ppb	ppb
Avg	**7861.**	**394.1**	**4804.**	**112.8**	**36.82**	**18.00**
Stddev	67.	.6	9.	.8	.65	1.07
%RSD	.8494	.1444	.1943	.7527	1.776	5.925
#1	7821.	393.9	4801.	111.9	36.19	17.53
#2	7939.	394.7	4796.	113.6	37.50	17.25
#3	7825.	393.6	4814.	113.0	36.78	19.22
Check ?	Chk Pass	Chk Pass	Chk Pass	Chk Pass	Chk Pass	Chk Pass
High Limit						
Low Limit						

Sample Name: 460-127043-a-3-b@20 Acquired: 1/22/2017 16:51:15 Type: Unk
Method: BC011117(v8) Mode: CONC Corr. Factor: 1.000000
User: admin Custom ID1: Custom ID2: Custom ID3:
Comment:

Elem	Se196	Tl1908	V_2924	Zn2062	B_2089	Mo2020
Line	196.090 {472}	190.856 {477}	292.402 {115}	206.200 {463}	208.959 {461}	202.030 {467}
IS Ref	(Y_2243)	(Y_2243)	(Y_3600)	(Y_2243)	(Y_2243)	(Y_2243)
Units	ppb	ppb	ppb	ppb	ppb	ppb
Avg	**6.766**	**2.626**	**141.1**	**180.2**	**36.74**	**3.054**
Stddev	2.092	1.727	1.4	1.0	.21	.178
%RSD	30.92	65.77	.9834	.5496	.5708	5.845
#1	8.754	4.619	140.3	179.4	36.50	3.190
#2	6.962	1.706	142.7	181.3	36.84	3.120
#3	4.583	1.554	140.3	180.1	36.89	2.852
Check ?	Chk Pass	Chk Pass	Chk Pass	Chk Pass	Chk Pass	Chk Pass
High Limit						
Low Limit						

Elem	Sn1899	Sr4077	Ti3349	Si2881
Line	189.989 {477}	407.771 { 83}	334.941 {101}	288.158 {117}
IS Ref	(Y_2243)	(Y_3710)	(Y_3600)	(Y_2243)
Units	ppb	ppb	ppb	ppb
Avg	**1.673**	**131.9**	**143.0**	**171.1**
Stddev	.794	.9	1.3	4.6
%RSD	47.45	.6690	.9088	2.664
#1	.9273	130.9	142.2	170.6
#2	1.583	132.0	144.5	166.8
#3	2.507	132.7	142.3	175.9
Check ?	Chk Pass	Chk Pass	Chk Pass	Chk Pass
High Limit				
Low Limit				

Int. Std.	Y_2243	Y_3600	Y_3710
Line	224.306 {450}	360.073 { 94}	371.030 { 91}
Units	Cts/S	Cts/S	Cts/S
Avg	**4233.8**	**20793.**	**7426.0**
Stddev	9.8	54.	19.1
%RSD	.23073	.26157	.25728
#1	4237.3	20760.	7424.4
#2	4222.8	20763.	7445.8
#3	4241.3	20855.	7407.7

Sample Name: sd 460-127043-a-3-b Acquired: 1/22/2017 16:55:00 Type: Unk
Method: BC011117(v8) Mode: CONC Corr. Factor: 1.000000
User: admin Custom ID1: Custom ID2: Custom ID3:
Comment:

Elem	Al3961	As1890	Ag3280	Ba2335	Be3130	Ca3181
Line	396.152 { 85}	189.042 {478}	328.068 {103}	233.527 {445}	313.042 {108}	318.128 {106}
IS Ref	(Y_3710)	(Y_2243)	(Y_3600)	(Y_2243)	(Y_3710)	(Y_3600)
Units	ppb	ppb	ppb	ppb	ppb	ppb
Avg	**1852.**	**20.56**	**-1.086**	**42.56**	**.0281**	**12170.**
Stddev	5.	1.08	.549	.09	.0804	18.
%RSD	.2885	5.237	50.55	.2075	286.2	.1486
#1	1856.	21.46	-.4655	42.65	.1004	12170.
#2	1853.	19.37	-1.509	42.56	-.0585	12150.
#3	1846.	20.86	-1.284	42.48	.0423	12180.
Check ?	Chk Pass	Chk Pass	Chk Pass	Chk Pass	Chk Pass	Chk Pass
High Limit						
Low Limit						

Elem	Cd2265	Co2286	Cr2677	Cu3247	Fe2714	K_7664
Line	226.502 {449}	228.616 {447}	267.716 {126}	324.754 {104}	271.441 {124}	766.490 { 44}
IS Ref	(Y_2243)	(Y_2243)	(Y_3600)	(Y_3600)	(Y_3600)	(Y_3710)
Units	ppb	ppb	ppb	ppb	ppb	ppb
Avg	**-.0011**	**2.542**	**4.295**	**5.156**	**3473.**	**127.5**
Stddev	.0986	.140	.635	.445	29.	6.6
%RSD	9196.	5.487	14.78	8.623	.8362	5.177
#1	.0238	2.657	4.257	5.575	3446.	126.5
#2	.0827	2.387	4.948	5.205	3470.	134.5
#3	-.1097	2.582	3.680	4.690	3504.	121.4
Check ?	Chk Pass	Chk Pass	Chk Pass	Chk Pass	Chk Pass	Chk Pass
High Limit						
Low Limit						

Elem	Mg2790	Mn2576	Na5895	Ni2316	Pb2203	Sb2068
Line	279.079 {121}	257.610 {131}	589.592 { 57}	231.604 {446}	220.353 {453}	206.833 {463}
IS Ref	(Y_3600)	(Y_3600)	(Y_3710)	(Y_2243)	(Y_2243)	(Y_2243)
Units	ppb	ppb	ppb	ppb	ppb	ppb
Avg	**1583.**	**80.91**	**938.5**	**22.26**	**7.113**	**2.740**
Stddev	15.	.78	4.7	.19	.262	1.522
%RSD	.9746	.9606	.4957	.8744	3.676	55.56
#1	1565.	80.18	934.4	22.16	7.402	1.480
#2	1590.	80.81	943.6	22.48	7.045	4.431
#3	1594.	81.73	937.6	22.13	6.893	2.309
Check ?	Chk Pass	Chk Pass	Chk Pass	Chk Pass	Chk Pass	Chk Pass
High Limit						
Low Limit						

Sample Name: sd 460-127043-a-3-b Acquired: 1/22/2017 16:55:00 Type: Unk
Method: BC011117(v8) Mode: CONC Corr. Factor: 1.000000
User: admin Custom ID1: Custom ID2: Custom ID3:
Comment:

Elem	Se196	Tl1908	V_2924	Zn2062	B_2089	Mo2020
Line	196.090 {472}	190.856 {477}	292.402 {115}	206.200 {463}	208.959 {461}	202.030 {467}
IS Ref	(Y_2243)	(Y_2243)	(Y_3600)	(Y_2243)	(Y_2243)	(Y_2243)
Units	ppb	ppb	ppb	ppb	ppb	ppb
Avg	.4245	4.008	27.61	36.11	6.817	.2876
Stddev	1.762	2.429	.35	.34	.230	.2898
%RSD	415.2	60.60	1.258	.9431	3.369	100.8
#1	-.0069	2.082	27.29	35.90	6.608	.0037
#2	-1.082	3.206	27.98	35.93	6.780	.2761
#3	2.362	6.736	27.57	36.50	7.063	.5830
Check ?	Chk Pass	Chk Pass	Chk Pass	Chk Pass	Chk Pass	Chk Pass
High Limit						
Low Limit						

Elem	Sn1899	Sr4077	Ti3349	Si2881
Line	189.989 {477}	407.771 { 83}	334.941 {101}	288.158 {117}
IS Ref	(Y_2243)	(Y_3710)	(Y_3600)	(Y_2243)
Units	ppb	ppb	ppb	ppb
Avg	.0842	26.72	28.50	9.389
Stddev	.8867	.22	.30	11.54
%RSD	1053.	.8192	1.068	122.9
#1	.1367	26.96	28.23	22.57
#2	.9435	26.52	28.44	4.504
#3	-.8275	26.69	28.83	1.095
Check ?	Chk Pass	Chk Pass	Chk Pass	Chk Pass
High Limit				
Low Limit				

Int. Std.	Y_2243	Y_3600	Y_3710
Line	224.306 {450}	360.073 { 94}	371.030 { 91}
Units	Cts/S	Cts/S	Cts/S
Avg	4247.5	20966.	7285.1
Stddev	14.0	72.	10.6
%RSD	.32974	.34321	.14515
#1	4262.6	20998.	7297.0
#2	4245.1	21017.	7281.7
#3	4234.9	20884.	7276.7

Sample Name: pds 460-127041-e-1-e Acquired: 1/22/2017 16:58:49 Type: Unk
Method: BC011117(v8) Mode: CONC Corr. Factor: 1.000000
User: admin Custom ID1: Custom ID2: Custom ID3:
Comment:

Elem	Al3961	As1890	Ag3280	Ba2335	Be3130	Ca3181
Line	396.152 { 85}	189.042 {478}	328.068 {103}	233.527 {445}	313.042 {108}	318.128 {106}
IS Ref	(Y_3710)	(Y_2243)	(Y_3600)	(Y_2243)	(Y_3710)	(Y_3600)
Units	ppb	ppb	ppb	ppb	ppb	ppb
Avg	**2026.**	**2020.**	**51.78**	**2174.**	**49.45**	**27460.**
Stddev	36.	12.	.14	4.	.26	84.
%RSD	1.779	.5970	.2658	.1689	.5204	.3057
#1	2040.	2008.	51.64	2173.	49.74	27520.
#2	1985.	2020.	51.91	2177.	49.25	27480.
#3	2053.	2032.	51.79	2170.	49.36	27360.
Check ?	Chk Pass	Chk Pass	Chk Pass	Chk Pass	Chk Pass	Chk Pass
High Limit						
Low Limit						

Elem	Cd2265	Co2286	Cr2677	Cu3247	Fe2714	K_7664
Line	226.502 {449}	228.616 {447}	267.716 {126}	324.754 {104}	271.441 {124}	766.490 { 44}
IS Ref	(Y_2243)	(Y_2243)	(Y_3600)	(Y_3600)	(Y_3600)	(Y_3710)
Units	ppb	ppb	ppb	ppb	ppb	ppb
Avg	**51.79**	**511.9**	**211.7**	**261.8**	**1042.**	**21750.**
Stddev	.11	.7	1.2	1.3	2.	77.
%RSD	.2191	.1290	.5612	.4801	.1648	.3536
#1	51.92	511.6	212.9	260.5	1043.	21670.
#2	51.70	512.6	211.7	262.0	1044.	21820.
#3	51.77	511.4	210.5	263.0	1040.	21770.
Check ?	Chk Pass	Chk Pass	Chk Pass	Chk Pass	Chk Pass	Chk Pass
High Limit						
Low Limit						

Elem	Mg2790	Mn2576	Na5895	Ni2316	Pb2203	Sb2068
Line	279.079 {121}	257.610 {131}	589.592 { 57}	231.604 {446}	220.353 {453}	206.833 {463}
IS Ref	(Y_3600)	(Y_3600)	(Y_3710)	(Y_2243)	(Y_2243)	(Y_2243)
Units	ppb	ppb	ppb	ppb	ppb	ppb
Avg	**20480.**	**802.6**	F **302900.**	**513.3**	**520.9**	**492.5**
Stddev	83.	.6	730.	2.4	3.0	2.9
%RSD	.4074	.0788	.2410	.4723	.5831	.5934
#1	20550.	802.5	302200.	515.9	517.7	489.8
#2	20510.	802.0	303700.	513.0	521.3	492.0
#3	20390.	803.2	302700.	511.0	523.7	495.6
Check ?	Chk Pass	Chk Pass	Chk Fail	Chk Pass	Chk Pass	Chk Pass
High Limit			250000.			
Low Limit			-5000.			

Sample Name: pds 460-127041-e-1-e Acquired: 1/22/2017 16:58:49 Type: Unk
Method: BC011117(v8) Mode: CONC Corr. Factor: 1.000000
User: admin Custom ID1: Custom ID2: Custom ID3:
Comment:

Elem	Se196	Tl1908	V_2924	Zn2062	B_2089	Mo2020
Line	196.090 {472}	190.856 {477}	292.402 {115}	206.200 {463}	208.959 {461}	202.030 {467}
IS Ref	(Y_2243)	(Y_2243)	(Y_3600)	(Y_2243)	(Y_2243)	(Y_2243)
Units	ppb	ppb	ppb	ppb	ppb	ppb
Avg	**2037.**	**2020.**	**520.7**	**568.1**	**518.0**	**495.4**
Stddev	12.	3.	3.5	1.8	2.5	.9
%RSD	.5797	.1444	.6792	.3153	.4921	.1824
#1	2028.	2020.	516.9	569.2	515.1	494.8
#2	2033.	2023.	521.2	569.1	519.4	494.8
#3	2050.	2018.	523.9	566.1	519.5	496.4
Check ?	Chk Pass	Chk Pass	Chk Pass	Chk Pass	Chk Pass	Chk Pass
High Limit						
Low Limit						

Elem	Sn1899	Sr4077	Ti3349	Si2881
Line	189.989 {477}	407.771 { 83}	334.941 {101}	288.158 {117}
IS Ref	(Y_2243)	(Y_3710)	(Y_3600)	(Y_2243)
Units	ppb	ppb	ppb	ppb
Avg	**506.9**	**558.5**	**499.0**	**684.1**
Stddev	1.0	.7	.7	23.7
%RSD	.2065	.1321	.1439	3.461
#1	507.9	558.0	498.6	657.4
#2	507.0	559.4	499.8	702.6
#3	505.8	558.3	498.5	692.2
Check ?	Chk Pass	Chk Pass	Chk Pass	Chk Pass
High Limit				
Low Limit				

Int. Std.	Y_2243	Y_3600	Y_3710
Line	224.306 {450}	360.073 { 94}	371.030 { 91}
Units	Cts/S	Cts/S	Cts/S
Avg	**4078.0**	**19816.**	**7246.3**
Stddev	16.2	157.	82.1
%RSD	.39697	.79237	1.1324
#1	4062.2	19644.	7184.3
#2	4077.3	19852.	7215.2
#3	4094.6	19951.	7339.3

Sample Name: 460-127041-e-1-g ms Acquired: 1/22/2017 17:02:22 Type: Unk
Method: BC011117(v8) Mode: CONC Corr. Factor: 1.000000
User: admin Custom ID1: Custom ID2: Custom ID3:
Comment:

Elem	Al3961	As1890	Ag3280	Ba2335	Be3130	Ca3181
Line	396.152 { 85}	189.042 {478}	328.068 {103}	233.527 {445}	313.042 {108}	318.128 {106}
IS Ref	(Y_3710)	(Y_2243)	(Y_3600)	(Y_2243)	(Y_3710)	(Y_3600)
Units	ppb	ppb	ppb	ppb	ppb	ppb
Avg	**1017.**	**994.4**	**103.0**	**2121.**	**190.5**	**11820.**
Stddev	14.	1.5	.7	4.	.3	74.
%RSD	1.415	.1477	.6418	.1680	.1484	.6251
#1	1009.	993.2	102.3	2124.	190.2	11900.
#2	1008.	996.1	103.1	2121.	190.7	11810.
#3	1034.	994.0	103.6	2117.	190.7	11750.
Check ?	Chk Pass	Chk Pass	Chk Pass	Chk Pass	Chk Pass	Chk Pass
High Limit						
Low Limit						

Elem	Cd2265	Co2286	Cr2677	Cu3247	Fe2714	K_7664
Line	226.502 {449}	228.616 {447}	267.716 {126}	324.754 {104}	271.441 {124}	766.490 { 44}
IS Ref	(Y_2243)	(Y_2243)	(Y_3600)	(Y_3600)	(Y_3600)	(Y_3710)
Units	ppb	ppb	ppb	ppb	ppb	ppb
Avg	**210.9**	**214.7**	**1013.**	**210.6**	**263.1**	**5253.**
Stddev	.5	.2	6.	.4	9.5	7.
%RSD	.2379	.0793	.5694	.2107	3.626	.1382
#1	211.4	214.5	1019.	211.0	272.0	5261.
#2	210.9	214.8	1011.	210.7	264.1	5246.
#3	210.4	214.8	1008.	210.1	253.1	5251.
Check ?	Chk Pass	Chk Pass	Chk Pass	Chk Pass	Chk Pass	Chk Pass
High Limit						
Low Limit						

Elem	Mg2790	Mn2576	Na5895	Ni2316	Pb2203	Sb2068
Line	279.079 {121}	257.610 {131}	589.592 { 57}	231.604 {446}	220.353 {453}	206.833 {463}
IS Ref	(Y_3600)	(Y_3600)	(Y_3710)	(Y_2243)	(Y_2243)	(Y_2243)
Units	ppb	ppb	ppb	ppb	ppb	ppb
Avg	**5463.**	**503.0**	F **279100.**	**215.3**	**1025.**	**201.9**
Stddev	50.	1.4	118.	1.1	7.	2.7
%RSD	.9093	.2775	.0421	.5092	.6609	1.324
#1	5519.	504.5	279200.	215.1	1032.	201.1
#2	5444.	502.5	279100.	214.4	1018.	199.6
#3	5425.	501.8	279000.	216.5	1027.	204.8
Check ?	Chk Pass	Chk Pass	Chk Fail	Chk Pass	Chk Pass	Chk Pass
High Limit			250000.			
Low Limit			-5000.			

Sample Name: 460-127041-e-1-g ms Acquired: 1/22/2017 17:02:22 Type: Unk
Method: BC011117(v8) Mode: CONC Corr. Factor: 1.000000
User: admin Custom ID1: Custom ID2: Custom ID3:
Comment:

Elem	Se196	Tl1908	V_2924	Zn2062	B_2089	Mo2020
Line	196.090 {472}	190.856 {477}	292.402 {115}	206.200 {463}	208.959 {461}	202.030 {467}
IS Ref	(Y_2243)	(Y_2243)	(Y_3600)	(Y_2243)	(Y_2243)	(Y_2243)
Units	ppb	ppb	ppb	ppb	ppb	ppb
Avg	**207.3**	**211.1**	**102.2**	**258.2**	**218.3**	**198.9**
Stddev	3.4	.6	.1	1.1	1.6	.7
%RSD	1.648	.2799	.1021	.4258	.7109	.3371
#1	211.0	210.9	102.1	257.6	216.6	198.1
#2	204.3	210.6	102.2	257.5	218.9	199.3
#3	206.5	211.7	102.3	259.4	219.5	199.3
Check ?	Chk Pass	Chk Pass	Chk Pass	Chk Pass	Chk Pass	Chk Pass
High Limit						
Low Limit						

Elem	Sn1899	Sr4077	Ti3349	Si2881
Line	189.989 {477}	407.771 { 83}	334.941 {101}	288.158 {117}
IS Ref	(Y_2243)	(Y_3710)	(Y_3600)	(Y_2243)
Units	ppb	ppb	ppb	ppb
Avg	**200.8**	**248.6**	**201.7**	**631.0**
Stddev	.8	.9	1.6	7.8
%RSD	.4207	.3763	.8045	1.243
#1	200.7	247.8	200.5	625.9
#2	199.9	248.2	201.1	640.1
#3	201.6	249.6	203.6	627.1
Check ?	Chk Pass	Chk Pass	Chk Pass	Chk Pass
High Limit				
Low Limit				

Int. Std.	Y_2243	Y_3600	Y_3710
Line	224.306 {450}	360.073 { 94}	371.030 { 91}
Units	Cts/S	Cts/S	Cts/S
Avg	**4110.5**	**19858.**	**7262.4**
Stddev	12.7	262.	183.9
%RSD	.30971	1.3188	2.5319
#1	4104.3	19556.	7054.6
#2	4125.1	19999.	7404.2
#3	4102.0	20019.	7328.3

Sample Name: 460-127041-e-1-f du Acquired: 1/22/2017 17:06:01 Type: Unk
Method: BC011117(v8) Mode: CONC Corr. Factor: 1.000000
User: admin Custom ID1: Custom ID2: Custom ID3:
Comment:

Elem	Al3961	As1890	Ag3280	Ba2335	Be3130	Ca3181
Line	396.152 { 85}	189.042 {478}	328.068 {103}	233.527 {445}	313.042 {108}	318.128 {106}
IS Ref	(Y_3710)	(Y_2243)	(Y_3600)	(Y_2243)	(Y_3710)	(Y_3600)
Units	ppb	ppb	ppb	ppb	ppb	ppb
Avg	**53.93**	**3.613**	**-.1810**	**82.89**	**.2920**	**8054.**
Stddev	15.47	1.709	.2513	.27	.1155	40.
%RSD	28.69	47.29	138.8	.3295	39.55	.4920
#1	36.73	5.526	-.0512	82.79	.2341	8082.
#2	58.33	2.235	-.4706	83.19	.2169	8008.
#3	66.73	3.080	-.0213	82.67	.4249	8071.
Check ?	Chk Pass	Chk Pass	Chk Pass	Chk Pass	Chk Pass	Chk Pass
High Limit						
Low Limit						

Elem	Cd2265	Co2286	Cr2677	Cu3247	Fe2714	K_7664
Line	226.502 {449}	228.616 {447}	267.716 {126}	324.754 {104}	271.441 {124}	766.490 { 44}
IS Ref	(Y_2243)	(Y_2243)	(Y_3600)	(Y_3600)	(Y_3600)	(Y_3710)
Units	ppb	ppb	ppb	ppb	ppb	ppb
Avg	**.3953**	**4.535**	**.2970**	**7.375**	**59.42**	**1205.**
Stddev	.0844	.351	.1415	.192	4.56	36.
%RSD	21.34	7.748	47.63	2.608	7.667	2.946
#1	.3486	4.343	.4054	7.594	62.14	1171.
#2	.4927	4.322	.3488	7.236	54.16	1204.
#3	.3447	4.941	.1370	7.294	61.96	1242.
Check ?	Chk Pass	Chk Pass	Chk Pass	Chk Pass	Chk Pass	Chk Pass
High Limit						
Low Limit						

Elem	Mg2790	Mn2576	Na5895	Ni2316	Pb2203	Sb2068
Line	279.079 {121}	257.610 {131}	589.592 { 57}	231.604 {446}	220.353 {453}	206.833 {463}
IS Ref	(Y_3600)	(Y_3600)	(Y_3710)	(Y_2243)	(Y_2243)	(Y_2243)
Units	ppb	ppb	ppb	ppb	ppb	ppb
Avg	**1751.**	**294.4**	F **277200.**	**4.357**	**8.442**	**.3371**
Stddev	14.	1.2	351.	.683	.423	2.985
%RSD	.8070	.3916	.1267	15.67	5.009	885.6
#1	1746.	295.3	276800.	4.948	8.405	.8395
#2	1740.	293.1	277500.	3.610	8.882	-2.868
#3	1767.	294.9	277200.	4.514	8.039	3.039
Check ?	Chk Pass	Chk Pass	Chk Fail	Chk Pass	Chk Pass	Chk Pass
High Limit			250000.			
Low Limit			-5000.			

Sample Name: 460-127041-e-1-f du Acquired: 1/22/2017 17:06:01 Type: Unk
Method: BC011117(v8) Mode: CONC Corr. Factor: 1.000000
User: admin Custom ID1: Custom ID2: Custom ID3:
Comment:

Elem	Se196	Tl1908	V_2924	Zn2062	B_2089	Mo2020
Line	196.090 {472}	190.856 {477}	292.402 {115}	206.200 {463}	208.959 {461}	202.030 {467}
IS Ref	(Y_2243)	(Y_2243)	(Y_3600)	(Y_2243)	(Y_2243)	(Y_2243)
Units	ppb	ppb	ppb	ppb	ppb	ppb
Avg	**-1.611**	**2.273**	**-.0947**	**38.43**	**19.69**	**-.2551**
Stddev	3.146	4.467	.4273	.24	.31	.2934
%RSD	195.3	196.6	451.2	.6249	1.555	115.0
#1	1.959	2.703	.3985	38.15	19.86	-.5889
#2	-3.976	-2.394	-.3302	38.56	19.87	-.1386
#3	-2.815	6.509	-.3525	38.58	19.33	-.0377
Check ?	Chk Pass	Chk Pass	Chk Pass	Chk Pass	Chk Pass	Chk Pass
High Limit						
Low Limit						

Elem	Sn1899	Sr4077	Ti3349	Si2881
Line	189.989 {477}	407.771 { 83}	334.941 {101}	288.158 {117}
IS Ref	(Y_2243)	(Y_3710)	(Y_3600)	(Y_2243)
Units	ppb	ppb	ppb	ppb
Avg	**.2810**	**58.94**	**.6974**	**620.1**
Stddev	.0838	.53	.3053	2.1
%RSD	29.82	.9008	43.78	.3370
#1	.2989	58.50	1.046	619.7
#2	.1897	58.80	.4764	618.3
#3	.3544	59.53	.5700	622.4
Check ?	Chk Pass	Chk Pass	Chk Pass	Chk Pass
High Limit				
Low Limit				

Int. Std.	Y_2243	Y_3600	Y_3710
Line	224.306 {450}	360.073 { 94}	371.030 { 91}
Units	Cts/S	Cts/S	Cts/S
Avg	**4097.9**	**19806.**	**7237.9**
Stddev	5.0	192.	82.0
%RSD	.12305	.97167	1.1329
#1	4101.8	19597.	7329.6
#2	4099.6	19976.	7171.8
#3	4092.2	19844.	7212.1

Sample Name: lcs 460-415739/2-a@2 Acquired: 1/22/2017 17:09:51 Type: QC
Method: BC011117(v8) Mode: CONC Corr. Factor: 1.000000
User: admin Custom ID1: Custom ID2: Custom ID3:
Comment:

Elem	Al3961	As1890	Ag3280	Ba2335	Be3130	Ca3181
Line	396.152 { 85}	189.042 {478}	328.068 {103}	233.527 {445}	313.042 {108}	318.128 {106}
IS Ref	(Y_3710)	(Y_2243)	(Y_3600)	(Y_2243)	(Y_3710)	(Y_3600)
Units	ppb	ppb	ppb	ppb	ppb	ppb
Avg	**2395.**	**2383.**	**252.7**	**5138.**	**470.1**	**9834.**
Stddev	23.	4.	1.2	3.	1.8	56.
%RSD	.9511	.1745	.4825	.0564	.3763	.5706
#1	2422.	2383.	251.4	5140.	468.1	9897.
#2	2384.	2378.	252.8	5135.	470.9	9788.
#3	2381.	2387.	253.9	5139.	471.3	9818.
Check ?	None	Chk Pass	Chk Pass	Chk Pass	Chk Pass	None
Value						
Range						

Elem	Cd2265	Co2286	Cr2677	Cu3247	Fe2714	K_7664
Line	226.502 {449}	228.616 {447}	267.716 {126}	324.754 {104}	271.441 {124}	766.490 { 44}
IS Ref	(Y_2243)	(Y_2243)	(Y_3600)	(Y_3600)	(Y_3600)	(Y_3710)
Units	ppb	ppb	ppb	ppb	ppb	ppb
Avg	**523.3**	**528.5**	**2512.**	**497.9**	**517.1**	**9455.**
Stddev	1.4	.2	7.	1.9	11.9	52.
%RSD	.2743	.0473	.2639	.3859	2.304	.5502
#1	524.9	528.4	2519.	496.1	529.9	9402.
#2	522.7	528.3	2509.	499.9	515.1	9458.
#3	522.2	528.7	2507.	497.8	506.3	9506.
Check ?	Chk Pass	None	Chk Pass	Chk Pass	None	None
Value						
Range						

Elem	Mg2790	Mn2576	Na5895	Ni2316	Pb2203	Sb2068
Line	279.079 {121}	257.610 {131}	589.592 { 57}	231.604 {446}	220.353 {453}	206.833 {463}
IS Ref	(Y_3600)	(Y_3600)	(Y_3710)	(Y_2243)	(Y_2243)	(Y_2243)
Units	ppb	ppb	ppb	ppb	ppb	ppb
Avg	**9649.**	**530.0**	**9684.**	**535.2**	**2581.**	**485.6**
Stddev	74.	1.6	33.	.4	6.	1.0
%RSD	.7694	.2966	.3358	.0684	.2267	.2058
#1	9734.	531.4	9714.	535.6	2587.	485.1
#2	9595.	528.3	9650.	535.1	2577.	484.9
#3	9619.	530.4	9687.	534.9	2578.	486.8
Check ?	None	None	None	Chk Pass	Chk Pass	None
Value						
Range						

Sample Name: lcs 460-415739/2-a@2 Acquired: 1/22/2017 17:09:51 Type: QC
Method: BC011117(v8) Mode: CONC Corr. Factor: 1.000000
User: admin Custom ID1: Custom ID2: Custom ID3:
Comment:

Elem	Se196	Tl1908	V_2924	Zn2062	B_2089	Mo2020
Line	196.090 {472}	190.856 {477}	292.402 {115}	206.200 {463}	208.959 {461}	202.030 {467}
IS Ref	(Y_2243)	(Y_2243)	(Y_3600)	(Y_2243)	(Y_2243)	(Y_2243)
Units	ppb	ppb	ppb	ppb	ppb	ppb
Avg	**495.7**	**544.2**	**250.1**	**535.4**	**486.3**	**494.1**
Stddev	3.7	1.9	1.0	2.7	1.0	2.0
%RSD	.7515	.3529	.4019	.5077	.2084	.4015
#1	491.8	545.8	251.3	537.7	486.3	493.2
#2	496.0	544.7	249.4	532.4	487.4	496.3
#3	499.2	542.1	249.7	536.1	485.3	492.7
Check ?	Chk Pass	None	None	Chk Pass	None	None
Value						
Range						

Elem	Sn1899	Sr4077	Ti3349	Si2881
Line	189.989 {477}	407.771 { 83}	334.941 {101}	288.158 {117}
IS Ref	(Y_2243)	(Y_3710)	(Y_3600)	(Y_2243)
Units	ppb	ppb	ppb	ppb
Avg	**506.3**	**490.4**	**489.3**	**-16.27**
Stddev	1.9	1.1	1.5	13.92
%RSD	.3671	.2306	.3008	85.56
#1	508.5	490.5	487.6	-27.67
#2	505.5	489.2	490.1	-20.38
#3	505.1	491.5	490.1	-.7553
Check ?	None	None	None	None
Value				
Range				

Int. Std.	Y_2243	Y_3600	Y_3710
Line	224.306 {450}	360.073 { 94}	371.030 { 91}
Units	Cts/S	Cts/S	Cts/S
Avg	**4164.5**	**20386.**	**7173.9**
Stddev	23.3	258.	50.2
%RSD	.55871	1.2679	.70007
#1	4138.0	20095.	7208.5
#2	4181.7	20590.	7196.8
#3	4173.7	20473.	7116.3

Sample Name: CCV Acquired: 1/22/2017 17:13:26 Type: QC
Method: BC011117(v8) Mode: CONC Corr. Factor: 1.000000
User: admin Custom ID1: Custom ID2: Custom ID3:
Comment:

Elem	Al3961	As1890	Ag3280	Ba2335	Be3130	Ca3181
Line	396.152 { 85}	189.042 {478}	328.068 {103}	233.527 {445}	313.042 {108}	318.128 {106}
IS Ref	(Y_3710)	(Y_2243)	(Y_3600)	(Y_2243)	(Y_3710)	(Y_3600)
Units	ppb	ppb	ppb	ppb	ppb	ppb
Avg	**119600.**	**2441.**	**1263.**	**10020.**	**939.4**	**119800.**
Stddev	188.	11.	1.	18.	.5	129.
%RSD	.1570	.4573	.0965	.1786	.0514	.1077
#1	119500.	2434.	1262.	10000.	940.0	120000.
#2	119500.	2436.	1264.	10020.	939.0	119700.
#3	119800.	2454.	1264.	10040.	939.3	119800.
Check ?	Chk Pass	Chk Pass	Chk Pass	Chk Pass	Chk Pass	Chk Pass
Value						
Range						

Elem	Cd2265	Co2286	Cr2677	Cu3247	Fe2714	K_7664
Line	226.502 {449}	228.616 {447}	267.716 {126}	324.754 {104}	271.441 {124}	766.490 { 44}
IS Ref	(Y_2243)	(Y_2243)	(Y_3600)	(Y_3600)	(Y_3600)	(Y_3710)
Units	ppb	ppb	ppb	ppb	ppb	ppb
Avg	**1227.**	**2438.**	**4953.**	**12380.**	**97270.**	**49320.**
Stddev	1.	3.	6.	27.	53.	173.
%RSD	.0560	.1301	.1217	.2158	.0543	.3498
#1	1227.	2435.	4947.	12350.	97250.	49130.
#2	1227.	2439.	4958.	12380.	97330.	49390.
#3	1228.	2441.	4955.	12400.	97240.	49450.
Check ?	Chk Pass	Chk Pass	Chk Pass	Chk Pass	Chk Pass	Chk Pass
Value						
Range						

Elem	Mg2790	Mn2576	Na5895	Ni2316	Pb2203	Sb2068
Line	279.079 {121}	257.610 {131}	589.592 { 57}	231.604 {446}	220.353 {453}	206.833 {463}
IS Ref	(Y_3600)	(Y_3600)	(Y_3710)	(Y_2243)	(Y_2243)	(Y_2243)
Units	ppb	ppb	ppb	ppb	ppb	ppb
Avg	**120400.**	**4956.**	**126200.**	**2456.**	**7374.**	**967.5**
Stddev	180.	3.	181.	2.	1.	5.9
%RSD	.1493	.0667	.1431	.0634	.0165	.6088
#1	120600.	4953.	126000.	2457.	7374.	972.4
#2	120400.	4957.	126300.	2454.	7373.	961.0
#3	120200.	4960.	126200.	2456.	7375.	969.0
Check ?	Chk Pass	Chk Pass	Chk Pass	Chk Pass	Chk Pass	Chk Pass
Value						
Range						

Sample Name: CCV Acquired: 1/22/2017 17:13:26 Type: QC
Method: BC011117(v8) Mode: CONC Corr. Factor: 1.000000
User: admin Custom ID1: Custom ID2: Custom ID3:
Comment:

Elem	Se196	Tl1908	V_2924	Zn2062	B_2089	Mo2020
Line	196.090 {472}	190.856 {477}	292.402 {115}	206.200 {463}	208.959 {461}	202.030 {467}
IS Ref	(Y_2243)	(Y_2243)	(Y_3600)	(Y_2243)	(Y_2243)	(Y_2243)
Units	ppb	ppb	ppb	ppb	ppb	ppb
Avg	**2452.**	**2478.**	**2454.**	**2467.**	**991.8**	**2398.**
Stddev	10.	15.	1.	1.	4.3	1.
%RSD	.4246	.6091	.0387	.0361	.4311	.0511
#1	2463.	2496.	2453.	2468.	995.9	2399.
#2	2448.	2467.	2454.	2466.	987.3	2397.
#3	2443.	2473.	2454.	2466.	992.2	2399.
Check ?	Chk Pass	Chk Pass	Chk Pass	Chk Pass	Chk Pass	Chk Pass
Value						
Range						

Elem	Sn1899	Sr4077	Ti3349	Si2881
Line	189.989 {477}	407.771 { 83}	334.941 {101}	288.158 {117}
IS Ref	(Y_2243)	(Y_3710)	(Y_3600)	(Y_2243)
Units	ppb	ppb	ppb	ppb
Avg	**972.3**	**4913.**	**9847.**	**8618.**
Stddev	7.0	3.	2.	105.
%RSD	.7217	.0583	.0208	1.223
#1	980.4	4913.	9848.	8525.
#2	968.1	4910.	9848.	8598.
#3	968.5	4915.	9844.	8733.
Check ?	Chk Pass	Chk Pass	Chk Pass	None
Value				
Range				

Int. Std.	Y_2243	Y_3600	Y_3710
Line	224.306 {450}	360.073 { 94}	371.030 { 91}
Units	Cts/S	Cts/S	Cts/S
Avg	**3965.8**	**19387.**	**7133.0**
Stddev	10.2	68.	94.3
%RSD	.25619	.35262	1.3222
#1	3954.9	19310.	7060.7
#2	3974.9	19415.	7098.7
#3	3967.7	19438.	7239.7

Sample Name: CCB Acquired: 1/22/2017 17:16:54 Type: QC
Method: BC011117(v8) Mode: CONC Corr. Factor: 1.000000
User: admin Custom ID1: Custom ID2: Custom ID3:
Comment:

Elem	Al3961	As1890	Ag3280	Ba2335	Be3130	Ca3181
Line	396.152 { 85}	189.042 {478}	328.068 {103}	233.527 {445}	313.042 {108}	318.128 {106}
IS Ref	(Y_3710)	(Y_2243)	(Y_3600)	(Y_2243)	(Y_3710)	(Y_3600)
Units	ppb	ppb	ppb	ppb	ppb	ppb
Avg	**-12.80**	**-3.231**	**.2067**	**.3741**	**.1192**	**21.49**
Stddev	18.64	2.147	.4834	.6262	.1513	21.33
%RSD	145.7	66.46	233.9	167.4	126.9	99.26
#1	-20.91	-5.577	-.0878	1.092	.2939	46.09
#2	-26.01	-2.752	.7646	.0889	.0366	8.195
#3	8.529	-1.363	-.0568	-.0588	.0272	10.18
Check ?	Chk Pass	Chk Pass	Chk Pass	Chk Pass	Chk Pass	Chk Pass
High Limit						
Low Limit						

Elem	Cd2265	Co2286	Cr2677	Cu3247	Fe2714	K_7664
Line	226.502 {449}	228.616 {447}	267.716 {126}	324.754 {104}	271.441 {124}	766.490 { 44}
IS Ref	(Y_2243)	(Y_2243)	(Y_3600)	(Y_3600)	(Y_3600)	(Y_3710)
Units	ppb	ppb	ppb	ppb	ppb	ppb
Avg	**.0487**	**.0080**	**.4791**	**2.255**	**18.43**	**28.68**
Stddev	.1091	.1779	.9493	1.633	15.97	44.73
%RSD	224.1	2228.	198.1	72.41	86.61	156.0
#1	.1726	-.0307	1.514	4.130	36.74	-22.92
#2	.0063	.2020	.2734	1.137	11.19	52.42
#3	-.0329	-.1474	-.3505	1.499	7.371	56.54
Check ?	Chk Pass	Chk Pass	Chk Pass	Chk Pass	Chk Pass	Chk Pass
High Limit						
Low Limit						

Elem	Mg2790	Mn2576	Na5895	Ni2316	Pb2203	Sb2068
Line	279.079 {121}	257.610 {131}	589.592 { 57}	231.604 {446}	220.353 {453}	206.833 {463}
IS Ref	(Y_3600)	(Y_3600)	(Y_3710)	(Y_2243)	(Y_2243)	(Y_2243)
Units	ppb	ppb	ppb	ppb	ppb	ppb
Avg	**4.941**	**.6992**	**-.9747**	**.1120**	**.0251**	**.9486**
Stddev	21.49	.9585	20.02	.0431	.7522	2.036
%RSD	435.0	137.1	2054.	38.48	2994.	214.6
#1	29.73	1.806	-5.512	.0662	.8937	-.6675
#2	-8.456	.1287	20.92	.1180	-.4168	3.235
#3	-6.453	.1631	-18.34	.1517	-.4015	.2778
Check ?	Chk Pass	Chk Pass	Chk Pass	Chk Pass	Chk Pass	Chk Pass
High Limit						
Low Limit						

Sample Name: CCB Acquired: 1/22/2017 17:16:54 Type: QC
Method: BC011117(v8) Mode: CONC Corr. Factor: 1.000000
User: admin Custom ID1: Custom ID2: Custom ID3:
Comment:

Elem	Se196	Tl1908	V_2924	Zn2062	B_2089	Mo2020
Line	196.090 {472}	190.856 {477}	292.402 {115}	206.200 {463}	208.959 {461}	202.030 {467}
IS Ref	(Y_2243)	(Y_2243)	(Y_3600)	(Y_2243)	(Y_2243)	(Y_2243)
Units	ppb	ppb	ppb	ppb	ppb	ppb
Avg	**1.514**	**2.385**	**.1920**	**.1458**	**1.089**	**2.422**
Stddev	3.142	2.731	.9025	.2648	.541	.796
%RSD	207.6	114.5	470.1	181.6	49.71	32.85
#1	.0241	5.326	1.156	.0742	1.507	1.519
#2	-.6070	-.0697	.0528	.4390	.4775	2.727
#3	5.124	1.899	-.6328	-.0759	1.282	3.021
Check ?	Chk Pass	Chk Pass	Chk Pass	Chk Pass	Chk Pass	Chk Pass
High Limit						
Low Limit						

Elem	Sn1899	Sr4077	Ti3349	Si2881
Line	189.989 {477}	407.771 { 83}	334.941 {101}	288.158 {117}
IS Ref	(Y_2243)	(Y_3710)	(Y_3600)	(Y_2243)
Units	ppb	ppb	ppb	ppb
Avg	**-.0058**	**.2868**	**1.866**	**-18.88**
Stddev	.3926	.2307	1.317	16.93
%RSD	6712.	80.44	70.58	89.70
#1	.2913	.4956	3.382	-20.09
#2	-.4509	.3256	1.003	-35.18
#3	.1421	.0392	1.213	-1.374
Check ?	Chk Pass	Chk Pass	Chk Pass	None
High Limit				
Low Limit				

Int. Std.	Y_2243	Y_3600	Y_3710
Line	224.306 {450}	360.073 { 94}	371.030 { 91}
Units	Cts/S	Cts/S	Cts/S
Avg	**4255.7**	**20830.**	**7347.1**
Stddev	13.9	141.	107.5
%RSD	.32692	.67807	1.4636
#1	4271.7	20971.	7283.9
#2	4247.5	20829.	7471.2
#3	4247.8	20688.	7286.1

Sample Name: CCVL Acquired: 1/22/2017 17:20:46 Type: QC
Method: BC011117(v8) Mode: CONC Corr. Factor: 1.000000
User: admin Custom ID1: Custom ID2: Custom ID3:
Comment:

Elem	Al3961	As1890	Ag3280	Ba2335	Be3130	Ca3181
Line	396.152 { 85}	189.042 {478}	328.068 {103}	233.527 {445}	313.042 {108}	318.128 {106}
IS Ref	(Y_3710)	(Y_2243)	(Y_3600)	(Y_2243)	(Y_3710)	(Y_3600)
Units	ppb	ppb	ppb	ppb	ppb	ppb
Avg	**184.4**	**12.84**	**9.049**	**201.6**	**1.869**	**4741.**
Stddev	15.9	1.25	1.026	.4	.068	15.
%RSD	8.616	9.725	11.34	.2083	3.614	.3185
#1	170.8	11.55	10.02	201.2	1.818	4741.
#2	180.4	12.94	7.975	201.6	1.946	4726.
#3	201.8	14.04	9.151	202.0	1.844	4756.
Check ?	Chk Pass	Chk Pass	Chk Pass	Chk Pass	Chk Pass	Chk Pass
Value						
Range						

Elem	Cd2265	Co2286	Cr2677	Cu3247	Fe2714	K_7664
Line	226.502 {449}	228.616 {447}	267.716 {126}	324.754 {104}	271.441 {124}	766.490 { 44}
IS Ref	(Y_2243)	(Y_2243)	(Y_3600)	(Y_3600)	(Y_3600)	(Y_3710)
Units	ppb	ppb	ppb	ppb	ppb	ppb
Avg	**3.930**	**50.43**	**9.493**	**24.62**	**162.6**	**4563.**
Stddev	.085	.25	.240	.42	3.7	37.
%RSD	2.166	.4992	2.526	1.705	2.266	.8035
#1	3.864	50.32	9.769	24.93	159.0	4537.
#2	3.900	50.72	9.332	24.14	162.3	4546.
#3	4.026	50.25	9.379	24.79	166.4	4605.
Check ?	Chk Pass	Chk Pass	Chk Pass	Chk Pass	Chk Pass	Chk Pass
Value						
Range						

Elem	Mg2790	Mn2576	Na5895	Ni2316	Pb2203	Sb2068
Line	279.079 {121}	257.610 {131}	589.592 { 57}	231.604 {446}	220.353 {453}	206.833 {463}
IS Ref	(Y_3600)	(Y_3600)	(Y_3710)	(Y_2243)	(Y_2243)	(Y_2243)
Units	ppb	ppb	ppb	ppb	ppb	ppb
Avg	**4565.**	**15.33**	**4505.**	**40.85**	**10.75**	**18.57**
Stddev	34.	.04	14.	.70	.76	2.14
%RSD	.7543	.2543	.3004	1.714	7.051	11.51
#1	4552.	15.28	4490.	40.54	10.29	20.97
#2	4538.	15.34	4516.	41.65	11.62	16.85
#3	4604.	15.36	4510.	40.36	10.34	17.90
Check ?	Chk Pass	Chk Pass	Chk Pass	Chk Pass	Chk Pass	Chk Pass
Value						
Range						

Sample Name: CCVL Acquired: 1/22/2017 17:20:46 Type: QC
Method: BC011117(v8) Mode: CONC Corr. Factor: 1.000000
User: admin Custom ID1: Custom ID2: Custom ID3:
Comment:

Elem	Se196	Tl1908	V_2924	Zn2062	B_2089	Mo2020
Line	196.090 {472}	190.856 {477}	292.402 {115}	206.200 {463}	208.959 {461}	202.030 {467}
IS Ref	(Y_2243)	(Y_2243)	(Y_3600)	(Y_2243)	(Y_2243)	(Y_2243)
Units	ppb	ppb	ppb	ppb	ppb	ppb
Avg	**16.59**	**21.04**	**48.28**	**31.05**	**46.66**	**18.99**
Stddev	4.18	.75	.52	.14	.29	.22
%RSD	25.17	3.585	1.073	.4465	.6190	1.135
#1	19.75	20.17	48.11	31.10	46.66	18.75
#2	18.17	21.37	47.87	30.90	46.38	19.17
#3	11.86	21.56	48.87	31.16	46.95	19.05
Check ?	Chk Pass	Chk Pass	Chk Pass	Chk Pass	Chk Pass	Chk Pass
Value						
Range						

Elem	Sn1899	Sr4077	Ti3349	Si2881
Line	189.989 {477}	407.771 { 83}	334.941 {101}	288.158 {117}
IS Ref	(Y_2243)	(Y_3710)	(Y_3600)	(Y_2243)
Units	ppb	ppb	ppb	ppb
Avg	**48.11**	**19.47**	**19.33**	F **-30.44**
Stddev	1.11	.25	.20	16.65
%RSD	2.316	1.300	1.019	54.70
#1	49.26	19.31	19.16	-49.66
#2	47.04	19.35	19.55	-20.90
#3	48.03	19.76	19.28	-20.75
Check ?	Chk Pass	Chk Pass	Chk Pass	Chk Fail
Value				200.0
Range				-30.50%

Int. Std.	Y_2243	Y_3600	Y_3710
Line	224.306 {450}	360.073 { 94}	371.030 { 91}
Units	Cts/S	Cts/S	Cts/S
Avg	**4235.1**	**20848.**	**7282.1**
Stddev	12.2	146.	18.3
%RSD	.28775	.70050	.25166
#1	4224.6	20768.	7266.1
#2	4248.5	21016.	7278.0
#3	4232.1	20759.	7302.1

Sample Name: mb 460-415739/1-a Acquired: 1/22/2017 17:24:36 Type: QC
Method: BC011117(v8) Mode: CONC Corr. Factor: 1.000000
User: admin Custom ID1: Custom ID2: Custom ID3:
Comment:

Elem	Al3961	As1890	Ag3280	Ba2335	Be3130	Ca3181
Line	396.152 { 85}	189.042 {478}	328.068 {103}	233.527 {445}	313.042 {108}	318.128 {106}
IS Ref	(Y_3710)	(Y_2243)	(Y_3600)	(Y_2243)	(Y_3710)	(Y_3600)
Units	ppb	ppb	ppb	ppb	ppb	ppb
Avg	**-11.83**	**-1.591**	**-.9302**	**-.0311**	**-.0005**	**13.20**
Stddev	10.13	1.046	1.141	.1102	.1177	2.50
%RSD	85.64	65.77	122.6	354.6	25410.	18.95
#1	-11.00	-2.786	-.3845	-.1189	-.0368	10.32
#2	-2.141	-.8373	-2.241	-.0670	.1311	14.42
#3	-22.36	-1.150	-.1649	.0926	-.0957	14.86
Check ?	Chk Pass	Chk Pass	Chk Pass	Chk Pass	Chk Pass	Chk Pass
High Limit						
Low Limit						

Elem	Cd2265	Co2286	Cr2677	Cu3247	Fe2714	K_7664
Line	226.502 {449}	228.616 {447}	267.716 {126}	324.754 {104}	271.441 {124}	766.490 { 44}
IS Ref	(Y_2243)	(Y_2243)	(Y_3600)	(Y_3600)	(Y_3600)	(Y_3710)
Units	ppb	ppb	ppb	ppb	ppb	ppb
Avg	**-.0643**	**.0770**	**-.3101**	**.5515**	**3.412**	**60.15**
Stddev	.0015	.1396	.5243	.4251	6.762	29.48
%RSD	2.285	181.4	169.1	77.08	198.2	49.01
#1	-.0658	.0426	-.4234	.0610	8.513	91.38
#2	-.0629	-.0422	-.7683	.8117	5.981	32.81
#3	-.0640	.2306	.2616	.7818	-4.259	56.27
Check ?	Chk Pass	Chk Pass	Chk Pass	Chk Pass	Chk Pass	Chk Pass
High Limit						
Low Limit						

Elem	Mg2790	Mn2576	Na5895	Ni2316	Pb2203	Sb2068
Line	279.079 {121}	257.610 {131}	589.592 { 57}	231.604 {446}	220.353 {453}	206.833 {463}
IS Ref	(Y_3600)	(Y_3600)	(Y_3710)	(Y_2243)	(Y_2243)	(Y_2243)
Units	ppb	ppb	ppb	ppb	ppb	ppb
Avg	**-4.943**	**-.0455**	**-22.20**	**.0956**	**1.364**	**1.283**
Stddev	5.181	.0353	31.84	.2564	1.213	1.091
%RSD	104.8	77.62	143.4	268.1	88.92	85.02
#1	.7683	-.0053	-20.54	-.1302	.3929	1.140
#2	-6.255	-.0717	-54.84	.3744	.9759	.2712
#3	-9.342	-.0596	8.782	.0427	2.724	2.439
Check ?	Chk Pass	Chk Pass	Chk Pass	Chk Pass	Chk Pass	Chk Pass
High Limit						
Low Limit						

Sample Name: mb 460-415739/1-a Acquired: 1/22/2017 17:24:36 Type: QC
Method: BC011117(v8) Mode: CONC Corr. Factor: 1.000000
User: admin Custom ID1: Custom ID2: Custom ID3:
Comment:

Elem	Se196	Tl1908	V_2924	Zn2062	B_2089	Mo2020
Line	196.090 {472}	190.856 {477}	292.402 {115}	206.200 {463}	208.959 {461}	202.030 {467}
IS Ref	(Y_2243)	(Y_2243)	(Y_3600)	(Y_2243)	(Y_2243)	(Y_2243)
Units	ppb	ppb	ppb	ppb	ppb	ppb
Avg	**-1.011**	**2.637**	**-.0111**	**-.1396**	**.1862**	**.0785**
Stddev	4.088	1.168	.3820	.0441	.5261	.2384
%RSD	404.5	44.29	3428.	31.57	282.5	303.9
#1	2.343	1.385	.1824	-.1413	-.3018	-.1967
#2	-5.565	2.830	.2353	-.1828	.1169	.2231
#3	.1895	3.697	-.4512	-.0947	.7436	.2090
Check ?	Chk Pass	Chk Pass	Chk Pass	Chk Pass	Chk Pass	Chk Pass
High Limit						
Low Limit						

Elem	Sn1899	Sr4077	Ti3349	Si2881
Line	189.989 {477}	407.771 { 83}	334.941 {101}	288.158 {117}
IS Ref	(Y_2243)	(Y_3710)	(Y_3600)	(Y_2243)
Units	ppb	ppb	ppb	ppb
Avg	**-.4539**	**.0520**	**.0734**	**-23.91**
Stddev	.0266	.0953	.0311	13.95
%RSD	5.854	183.4	42.38	58.35
#1	-.4660	.1605	.0415	-37.33
#2	-.4722	-.0182	.0752	-24.92
#3	-.4234	.0136	.1036	-9.479
Check ?	Chk Pass	Chk Pass	Chk Pass	None
High Limit				
Low Limit				

Int. Std.	Y_2243	Y_3600	Y_3710
Line	224.306 {450}	360.073 { 94}	371.030 { 91}
Units	Cts/S	Cts/S	Cts/S
Avg	**4237.5**	**20701.**	**7153.9**
Stddev	26.6	308.	152.3
%RSD	.62856	1.4858	2.1294
#1	4207.8	20379.	7017.1
#2	4245.8	20734.	7126.7
#3	4259.1	20991.	7318.1

Sample Name: 460-127041-e-1-e@5 Acquired: 1/22/2017 17:28:27 Type: Unk
Method: BC011117(v8) Mode: CONC Corr. Factor: 1.000000
User: admin Custom ID1: Custom ID2: Custom ID3:
Comment:

Elem	Al3961	As1890	Ag3280	Ba2335	Be3130	Ca3181
Line	396.152 { 85}	189.042 {478}	328.068 {103}	233.527 {445}	313.042 {108}	318.128 {106}
IS Ref	(Y_3710)	(Y_2243)	(Y_3600)	(Y_2243)	(Y_3710)	(Y_3600)
Units	ppb	ppb	ppb	ppb	ppb	ppb
Avg	**35.58**	**2.136**	**-.3682**	**82.53**	**.2872**	**8056.**
Stddev	17.24	.514	.4981	.39	.0617	29.
%RSD	48.45	24.08	135.3	.4666	21.47	.3582
#1	26.28	2.622	-.1056	82.94	.2584	8084.
#2	55.48	1.597	-.9426	82.47	.3580	8057.
#3	24.99	2.188	-.0564	82.17	.2452	8026.
Check ?	Chk Pass	Chk Pass	Chk Pass	Chk Pass	Chk Pass	Chk Pass
High Limit						
Low Limit						

Elem	Cd2265	Co2286	Cr2677	Cu3247	Fe2714	K_7664
Line	226.502 {449}	228.616 {447}	267.716 {126}	324.754 {104}	271.441 {124}	766.490 { 44}
IS Ref	(Y_2243)	(Y_2243)	(Y_3600)	(Y_3600)	(Y_3600)	(Y_3710)
Units	ppb	ppb	ppb	ppb	ppb	ppb
Avg	**.3334**	**4.169**	**.3701**	**7.338**	**57.72**	**1195.**
Stddev	.0744	.149	.6467	.286	4.10	21.
%RSD	22.32	3.578	174.7	3.902	7.099	1.735
#1	.2547	4.058	1.066	7.111	57.11	1191.
#2	.3429	4.338	.2572	7.243	53.97	1176.
#3	.4026	4.110	-.2127	7.660	62.09	1217.
Check ?	Chk Pass	Chk Pass	Chk Pass	Chk Pass	Chk Pass	Chk Pass
High Limit						
Low Limit						

Elem	Mg2790	Mn2576	Na5895	Ni2316	Pb2203	Sb2068
Line	279.079 {121}	257.610 {131}	589.592 { 57}	231.604 {446}	220.353 {453}	206.833 {463}
IS Ref	(Y_3600)	(Y_3600)	(Y_3710)	(Y_2243)	(Y_2243)	(Y_2243)
Units	ppb	ppb	ppb	ppb	ppb	ppb
Avg	**1750.**	**294.6**	F **275400.**	**3.900**	**6.823**	**.1911**
Stddev	2.	.7	861.	.479	.258	.4768
%RSD	.1336	.2401	.3126	12.28	3.787	249.6
#1	1753.	295.1	274800.	4.209	6.608	.4518
#2	1749.	294.8	276400.	4.142	7.110	.4806
#3	1750.	293.8	275000.	3.348	6.752	-.3593
Check ?	Chk Pass	Chk Pass	Chk Fail	Chk Pass	Chk Pass	Chk Pass
High Limit			250000.			
Low Limit			-5000.			

Sample Name: 460-127041-e-1-e@5 Acquired: 1/22/2017 17:28:27 Type: Unk
Method: BC011117(v8) Mode: CONC Corr. Factor: 1.000000
User: admin Custom ID1: Custom ID2: Custom ID3:
Comment:

Elem	Se196	Tl1908	V_2924	Zn2062	B_2089	Mo2020
Line	196.090 {472}	190.856 {477}	292.402 {115}	206.200 {463}	208.959 {461}	202.030 {467}
IS Ref	(Y_2243)	(Y_2243)	(Y_3600)	(Y_2243)	(Y_2243)	(Y_2243)
Units	ppb	ppb	ppb	ppb	ppb	ppb
Avg	**-1.371**	**1.083**	**.1928**	**39.03**	**19.50**	**.0923**
Stddev	3.485	3.786	.3189	.27	.27	.2392
%RSD	254.1	349.6	165.4	.7042	1.405	259.1
#1	.2426	4.781	.4815	39.21	19.71	.3405
#2	-5.371	1.253	-.1495	39.16	19.19	-.1367
#3	1.014	-2.785	.2465	38.71	19.61	.0731
Check ?	Chk Pass	Chk Pass	Chk Pass	Chk Pass	Chk Pass	Chk Pass
High Limit						
Low Limit						

Elem	Sn1899	Sr4077	Ti3349	Si2881
Line	189.989 {477}	407.771 { 83}	334.941 {101}	288.158 {117}
IS Ref	(Y_2243)	(Y_3710)	(Y_3600)	(Y_2243)
Units	ppb	ppb	ppb	ppb
Avg	**-.2706**	**58.09**	**.6151**	**616.0**
Stddev	.4771	.23	.2688	7.8
%RSD	176.3	.4007	43.71	1.268
#1	.2173	58.03	.6022	608.1
#2	-.7361	58.35	.3530	623.7
#3	-.2931	57.90	.8902	616.2
Check ?	Chk Pass	Chk Pass	Chk Pass	Chk Pass
High Limit				
Low Limit				

Int. Std.	Y_2243	Y_3600	Y_3710
Line	224.306 {450}	360.073 { 94}	371.030 { 91}
Units	Cts/S	Cts/S	Cts/S
Avg	**4121.1**	**19810.**	**7137.8**
Stddev	21.6	109.	65.3
%RSD	.52406	.54844	.91517
#1	4106.7	19684.	7137.3
#2	4110.7	19874.	7072.7
#3	4145.9	19871.	7203.4

Sample Name: sd 460-127041-e-1-e Acquired: 1/22/2017 17:32:18 Type: Unk
Method: BC011117(v8) Mode: CONC Corr. Factor: 1.000000
User: admin Custom ID1: Custom ID2: Custom ID3:
Comment:

Elem	Al3961	As1890	Ag3280	Ba2335	Be3130	Ca3181
Line	396.152 { 85}	189.042 {478}	328.068 {103}	233.527 {445}	313.042 {108}	318.128 {106}
IS Ref	(Y_3710)	(Y_2243)	(Y_3600)	(Y_2243)	(Y_3710)	(Y_3600)
Units	ppb	ppb	ppb	ppb	ppb	ppb
Avg	**9.093**	**-.0545**	**-.8242**	**16.11**	**.0162**	**1571.**
Stddev	16.02	2.070	.3164	.21	.0508	13.
%RSD	176.2	3798.	38.39	1.331	313.0	.8544
#1	15.32	-2.135	-1.044	15.89	-.0422	1556.
#2	21.07	2.004	-.9675	16.31	.0415	1581.
#3	-9.109	-.0318	-.4615	16.13	.0495	1576.
Check ?	Chk Pass	Chk Pass	Chk Pass	Chk Pass	Chk Pass	Chk Pass
High Limit						
Low Limit						

Elem	Cd2265	Co2286	Cr2677	Cu3247	Fe2714	K_7664
Line	226.502 {449}	228.616 {447}	267.716 {126}	324.754 {104}	271.441 {124}	766.490 { 44}
IS Ref	(Y_2243)	(Y_2243)	(Y_3600)	(Y_3600)	(Y_3600)	(Y_3710)
Units	ppb	ppb	ppb	ppb	ppb	ppb
Avg	**.0265**	**.9961**	**-.0870**	**2.104**	**21.76**	**241.2**
Stddev	.0807	.4027	.3257	.119	2.11	36.0
%RSD	304.0	40.43	374.3	5.671	9.676	14.92
#1	-.0481	1.115	.0345	2.071	19.38	251.3
#2	.0157	1.326	-.4561	2.005	22.52	201.2
#3	.1121	.5473	.1605	2.236	23.38	271.0
Check ?	Chk Pass	Chk Pass	Chk Pass	Chk Pass	Chk Pass	Chk Pass
High Limit						
Low Limit						

Elem	Mg2790	Mn2576	Na5895	Ni2316	Pb2203	Sb2068
Line	279.079 {121}	257.610 {131}	589.592 { 57}	231.604 {446}	220.353 {453}	206.833 {463}
IS Ref	(Y_3600)	(Y_3600)	(Y_3710)	(Y_2243)	(Y_2243)	(Y_2243)
Units	ppb	ppb	ppb	ppb	ppb	ppb
Avg	**348.0**	**59.32**	**54530.**	**.4765**	**.1169**	**2.060**
Stddev	5.5	.73	518.	.3654	.3310	2.035
%RSD	1.570	1.224	.9493	76.70	283.2	98.77
#1	343.1	58.49	53970.	.8825	.1971	4.251
#2	353.9	59.64	54640.	.3730	.4004	.2290
#3	347.0	59.83	54990.	.1739	-.2469	1.701
Check ?	Chk Pass	Chk Pass	Chk Pass	Chk Pass	Chk Pass	Chk Pass
High Limit						
Low Limit						

Sample Name: sd 460-127041-e-1-e Acquired: 1/22/2017 17:32:18 Type: Unk
Method: BC011117(v8) Mode: CONC Corr. Factor: 1.000000
User: admin Custom ID1: Custom ID2: Custom ID3:
Comment:

Elem	Se196	Tl1908	V_2924	Zn2062	B_2089	Mo2020
Line	196.090 {472}	190.856 {477}	292.402 {115}	206.200 {463}	208.959 {461}	202.030 {467}
IS Ref	(Y_2243)	(Y_2243)	(Y_3600)	(Y_2243)	(Y_2243)	(Y_2243)
Units	ppb	ppb	ppb	ppb	ppb	ppb
Avg	**-1.982**	**3.911**	**.2056**	**8.341**	**3.576**	**-.0722**
Stddev	1.479	1.986	.5423	.171	.351	.4644
%RSD	74.61	50.77	263.8	2.054	9.813	643.2
#1	-1.684	1.928	.5710	8.162	3.198	.4630
#2	-3.587	5.899	-.4175	8.504	3.891	-.3105
#3	-.6748	3.907	.4632	8.357	3.639	-.3691
Check ?	Chk Pass	Chk Pass	Chk Pass	Chk Pass	Chk Pass	Chk Pass
High Limit						
Low Limit						

Elem	Sn1899	Sr4077	Ti3349	Si2881
Line	189.989 {477}	407.771 { 83}	334.941 {101}	288.158 {117}
IS Ref	(Y_2243)	(Y_3710)	(Y_3600)	(Y_2243)
Units	ppb	ppb	ppb	ppb
Avg	**-.3112**	**11.58**	**-.0120**	**97.82**
Stddev	.4255	.22	.2538	5.65
%RSD	136.7	1.871	2122.	5.779
#1	-.1592	11.34	-.1540	97.26
#2	.0174	11.61	-.1630	103.7
#3	-.7919	11.77	.2811	92.47
Check ?	Chk Pass	Chk Pass	Chk Pass	Chk Pass
High Limit				
Low Limit				

Int. Std.	Y_2243	Y_3600	Y_3710
Line	224.306 {450}	360.073 { 94}	371.030 { 91}
Units	Cts/S	Cts/S	Cts/S
Avg	**4222.6**	**20694.**	**7288.2**
Stddev	56.5	144.	88.5
%RSD	1.3387	.69434	1.2139
#1	4282.2	20785.	7364.1
#2	4169.7	20529.	7309.6
#3	4216.1	20769.	7191.0

Sample Name: 460-126935-a-37-c@5 Acquired: 1/22/2017 17:36:08 Type: Unk
Method: BC011117(v8) Mode: CONC Corr. Factor: 1.000000
User: admin Custom ID1: Custom ID2: Custom ID3:
Comment:

Elem	Al3961	As1890	Ag3280	Ba2335	Be3130	Ca3181
Line	396.152 { 85}	189.042 {478}	328.068 {103}	233.527 {445}	313.042 {108}	318.128 {106}
IS Ref	(Y_3710)	(Y_2243)	(Y_3600)	(Y_2243)	(Y_3710)	(Y_3600)
Units	ppb	ppb	ppb	ppb	ppb	ppb
Avg	**32.76**	**-.3332**	**-.6010**	**40.09**	**.1157**	**3693.**
Stddev	27.22	1.721	.1205	.29	.0243	20.
%RSD	83.09	516.5	20.06	.7320	20.98	.5359
#1	15.06	1.372	-.4618	40.34	.0879	3711.
#2	64.10	-2.069	-.6708	39.77	.1262	3672.
#3	19.12	-.3027	-.6702	40.17	.1330	3697.
Check ?	Chk Pass	Chk Pass	Chk Pass	Chk Pass	Chk Pass	Chk Pass
High Limit						
Low Limit						

Elem	Cd2265	Co2286	Cr2677	Cu3247	Fe2714	K_7664
Line	226.502 {449}	228.616 {447}	267.716 {126}	324.754 {104}	271.441 {124}	766.490 { 44}
IS Ref	(Y_2243)	(Y_2243)	(Y_3600)	(Y_3600)	(Y_3600)	(Y_3710)
Units	ppb	ppb	ppb	ppb	ppb	ppb
Avg	**.0308**	**21.98**	**.3980**	**31.88**	**27.67**	**805.5**
Stddev	.0498	.22	.5742	.67	9.83	40.7
%RSD	161.6	.9889	144.3	2.116	35.52	5.049
#1	-.0195	22.00	-.1144	31.53	39.00	833.3
#2	.0800	21.75	.2899	32.66	21.51	824.4
#3	.0319	22.18	1.019	31.45	22.49	758.8
Check ?	Chk Pass	Chk Pass	Chk Pass	Chk Pass	Chk Pass	Chk Pass
High Limit						
Low Limit						

Elem	Mg2790	Mn2576	Na5895	Ni2316	Pb2203	Sb2068
Line	279.079 {121}	257.610 {131}	589.592 { 57}	231.604 {446}	220.353 {453}	206.833 {463}
IS Ref	(Y_3600)	(Y_3600)	(Y_3710)	(Y_2243)	(Y_2243)	(Y_2243)
Units	ppb	ppb	ppb	ppb	ppb	ppb
Avg	**536.8**	**197.2**	F **291600.**	**69.11**	**3.457**	**1.488**
Stddev	3.2	.8	284.	.65	.645	.888
%RSD	.6003	.4177	.0974	.9439	18.64	59.68
#1	536.9	197.2	291400.	69.68	3.610	2.075
#2	533.5	196.4	291500.	68.40	4.012	.4663
#3	540.0	198.0	292000.	69.26	2.750	1.922
Check ?	Chk Pass	Chk Pass	Chk Fail	Chk Pass	Chk Pass	Chk Pass
High Limit			250000.			
Low Limit			-5000.			

Sample Name: 460-126935-a-37-c@5 Acquired: 1/22/2017 17:36:08 Type: Unk
Method: BC011117(v8) Mode: CONC Corr. Factor: 1.000000
User: admin Custom ID1: Custom ID2: Custom ID3:
Comment:

Elem	Se196	Tl1908	V_2924	Zn2062	B_2089	Mo2020
Line	196.090 {472}	190.856 {477}	292.402 {115}	206.200 {463}	208.959 {461}	202.030 {467}
IS Ref	(Y_2243)	(Y_2243)	(Y_3600)	(Y_2243)	(Y_2243)	(Y_2243)
Units	ppb	ppb	ppb	ppb	ppb	ppb
Avg	**-.2466**	**3.569**	**.0541**	**12.69**	**14.66**	**-.0469**
Stddev	1.785	.377	.2688	.09	.44	.0438
%RSD	724.0	10.55	496.9	.7225	3.011	93.39
#1	-1.534	3.258	-.2474	12.75	14.38	-.0967
#2	1.791	3.462	.2688	12.59	15.17	-.0149
#3	-.9967	3.988	.1408	12.74	14.44	-.0290
Check ?	Chk Pass	Chk Pass	Chk Pass	Chk Pass	Chk Pass	Chk Pass
High Limit						
Low Limit						

Elem	Sn1899	Sr4077	Ti3349	Si2881
Line	189.989 {477}	407.771 { 83}	334.941 {101}	288.158 {117}
IS Ref	(Y_2243)	(Y_3710)	(Y_3600)	(Y_2243)
Units	ppb	ppb	ppb	ppb
Avg	**-.3689**	**18.67**	**.4559**	**457.9**
Stddev	.6626	.07	.0529	22.4
%RSD	179.6	.3760	11.61	4.888
#1	-1.031	18.75	.4465	483.3
#2	.2947	18.63	.4083	449.1
#3	-.3708	18.63	.5129	441.2
Check ?	Chk Pass	Chk Pass	Chk Pass	Chk Pass
High Limit				
Low Limit				

Int. Std.	Y_2243	Y_3600	Y_3710
Line	224.306 {450}	360.073 { 94}	371.030 { 91}
Units	Cts/S	Cts/S	Cts/S
Avg	**4079.5**	**19865.**	**7116.8**
Stddev	26.9	176.	168.2
%RSD	.65996	.88599	2.3629
#1	4056.7	19662.	7304.5
#2	4072.5	19969.	6979.9
#3	4109.2	19964.	7065.9

Sample Name: 460-126935-a-38-c@5 Acquired: 1/22/2017 17:39:57 Type: Unk
Method: BC011117(v8) Mode: CONC Corr. Factor: 1.000000
User: admin Custom ID1: Custom ID2: Custom ID3:
Comment:

Elem	Al3961	As1890	Ag3280	Ba2335	Be3130	Ca3181
Line	396.152 { 85}	189.042 {478}	328.068 {103}	233.527 {445}	313.042 {108}	318.128 {106}
IS Ref	(Y_3710)	(Y_2243)	(Y_3600)	(Y_2243)	(Y_3710)	(Y_3600)
Units	ppb	ppb	ppb	ppb	ppb	ppb
Avg	**115.6**	**1.224**	**-.1808**	**10.51**	**.0335**	**8306.**
Stddev	19.2	1.289	.3794	.40	.0281	51.
%RSD	16.61	105.3	209.9	3.823	83.86	.6139
#1	129.2	-.2016	.1410	10.69	.0011	8269.
#2	93.61	1.567	-.0843	10.79	.0494	8286.
#3	123.9	2.308	-.5992	10.05	.0499	8364.
Check ?	Chk Pass	Chk Pass	Chk Pass	Chk Pass	Chk Pass	Chk Pass
High Limit						
Low Limit						

Elem	Cd2265	Co2286	Cr2677	Cu3247	Fe2714	K_7664
Line	226.502 {449}	228.616 {447}	267.716 {126}	324.754 {104}	271.441 {124}	766.490 { 44}
IS Ref	(Y_2243)	(Y_2243)	(Y_3600)	(Y_3600)	(Y_3600)	(Y_3710)
Units	ppb	ppb	ppb	ppb	ppb	ppb
Avg	**.0599**	**5.720**	**4.110**	**5.819**	**440.5**	**1523.**
Stddev	.1363	.222	.498	.244	3.5	45.
%RSD	227.6	3.884	12.12	4.196	.8011	2.983
#1	.2119	5.947	4.093	6.100	438.8	1471.
#2	.0189	5.503	4.616	5.695	438.1	1555.
#3	-.0512	5.710	3.620	5.662	444.5	1543.
Check ?	Chk Pass	Chk Pass	Chk Pass	Chk Pass	Chk Pass	Chk Pass
High Limit						
Low Limit						

Elem	Mg2790	Mn2576	Na5895	Ni2316	Pb2203	Sb2068
Line	279.079 {121}	257.610 {131}	589.592 { 57}	231.604 {446}	220.353 {453}	206.833 {463}
IS Ref	(Y_3600)	(Y_3600)	(Y_3710)	(Y_2243)	(Y_2243)	(Y_2243)
Units	ppb	ppb	ppb	ppb	ppb	ppb
Avg	**936.3**	**107.6**	F **285700.**	**13.83**	**4.710**	**-.0051**
Stddev	7.9	1.2	1026.	.65	2.831	1.116
%RSD	.8473	1.117	.3590	4.719	60.11	21780.
#1	933.1	106.4	286300.	13.08	2.754	.3095
#2	930.5	107.6	286300.	14.29	7.956	.9197
#3	945.3	108.8	284500.	14.11	3.420	-1.245
Check ?	Chk Pass	Chk Pass	Chk Fail	Chk Pass	Chk Pass	Chk Pass
High Limit			250000.			
Low Limit			-5000.			

Sample Name: 460-126935-a-38-c@5 Acquired: 1/22/2017 17:39:57 Type: Unk
Method: BC011117(v8) Mode: CONC Corr. Factor: 1.000000
User: admin Custom ID1: Custom ID2: Custom ID3:
Comment:

Elem	Se196	Tl1908	V_2924	Zn2062	B_2089	Mo2020
Line	196.090 {472}	190.856 {477}	292.402 {115}	206.200 {463}	208.959 {461}	202.030 {467}
IS Ref	(Y_2243)	(Y_2243)	(Y_3600)	(Y_2243)	(Y_2243)	(Y_2243)
Units	ppb	ppb	ppb	ppb	ppb	ppb
Avg	**-3.156**	**.0699**	**-.2242**	**18.57**	**11.29**	**1.552**
Stddev	2.720	3.125	.4002	.23	.83	.204
%RSD	86.17	4471.	178.5	1.263	7.383	13.15
#1	-1.491	-2.426	-.6362	18.62	10.64	1.428
#2	-6.295	-.9400	.1630	18.31	11.00	1.787
#3	-1.682	3.575	-.1994	18.77	12.23	1.440
Check ?	Chk Pass	Chk Pass	Chk Pass	Chk Pass	Chk Pass	Chk Pass
High Limit						
Low Limit						

Elem	Sn1899	Sr4077	Ti3349	Si2881
Line	189.989 {477}	407.771 { 83}	334.941 {101}	288.158 {117}
IS Ref	(Y_2243)	(Y_3710)	(Y_3600)	(Y_2243)
Units	ppb	ppb	ppb	ppb
Avg	**.7475**	**73.06**	**3.225**	**905.4**
Stddev	1.042	.48	.188	19.0
%RSD	139.4	.6608	5.842	2.102
#1	-.4560	73.59	3.277	887.3
#2	1.351	72.93	3.016	903.6
#3	1.347	72.65	3.382	925.3
Check ?	Chk Pass	Chk Pass	Chk Pass	Chk Pass
High Limit				
Low Limit				

Int. Std.	Y_2243	Y_3600	Y_3710
Line	224.306 {450}	360.073 { 94}	371.030 { 91}
Units	Cts/S	Cts/S	Cts/S
Avg	**4122.3**	**19889.**	**7180.2**
Stddev	1.2	161.	22.7
%RSD	.02963	.81093	.31628
#1	4121.9	19944.	7179.7
#2	4123.7	20015.	7203.1
#3	4121.3	19707.	7157.7

Sample Name: 460-126935-a-42-c@5 Acquired: 1/22/2017 17:43:47 Type: Unk
Method: BC011117(v8) Mode: CONC Corr. Factor: 1.000000
User: admin Custom ID1: Custom ID2: Custom ID3:
Comment:

Elem	Al3961	As1890	Ag3280	Ba2335	Be3130	Ca3181
Line	396.152 { 85}	189.042 {478}	328.068 {103}	233.527 {445}	313.042 {108}	318.128 {106}
IS Ref	(Y_3710)	(Y_2243)	(Y_3600)	(Y_2243)	(Y_3710)	(Y_3600)
Units	ppb	ppb	ppb	ppb	ppb	ppb
Avg	**71.18**	**1.887**	**-.7065**	**32.14**	**-.0215**	**136900.**
Stddev	10.34	2.637	.3451	.15	.2154	124.
%RSD	14.52	139.8	48.84	.4572	1004.	.0902
#1	61.36	-.4098	-.3241	32.08	.2268	136800.
#2	81.96	1.302	-.8006	32.31	-.1322	136900.
#3	70.22	4.767	-.9948	32.03	-.1590	137000.
Check ?	Chk Pass	Chk Pass	Chk Pass	Chk Pass	Chk Pass	Chk Pass
High Limit						
Low Limit						

Elem	Cd2265	Co2286	Cr2677	Cu3247	Fe2714	K_7664
Line	226.502 {449}	228.616 {447}	267.716 {126}	324.754 {104}	271.441 {124}	766.490 { 44}
IS Ref	(Y_2243)	(Y_2243)	(Y_3600)	(Y_3600)	(Y_3600)	(Y_3710)
Units	ppb	ppb	ppb	ppb	ppb	ppb
Avg	**-.0557**	**-.0586**	**3.610**	**1.138**	**8.602**	**6155.**
Stddev	.0441	.0746	.189	.463	5.788	70.
%RSD	79.16	127.3	5.243	40.66	67.29	1.136
#1	-.0313	-.0408	3.532	1.630	12.79	6077.
#2	-.1065	.0055	3.471	.7110	11.01	6178.
#3	-.0291	-.1405	3.825	1.073	1.998	6211.
Check ?	Chk Pass	Chk Pass	Chk Pass	Chk Pass	Chk Pass	Chk Pass
High Limit						
Low Limit						

Elem	Mg2790	Mn2576	Na5895	Ni2316	Pb2203	Sb2068
Line	279.079 {121}	257.610 {131}	589.592 { 57}	231.604 {446}	220.353 {453}	206.833 {463}
IS Ref	(Y_3600)	(Y_3600)	(Y_3710)	(Y_2243)	(Y_2243)	(Y_2243)
Units	ppb	ppb	ppb	ppb	ppb	ppb
Avg	**238.0**	**.1529**	F **292900.**	**-.4365**	**-1.990**	**2.624**
Stddev	6.2	.0678	341.	.4128	3.364	.930
%RSD	2.617	44.35	.1164	94.57	169.1	35.45
#1	230.9	.0746	292500.	-.9120	-2.967	3.619
#2	241.0	.1935	293200.	-.1693	1.754	2.475
#3	242.3	.1904	293100.	-.2283	-4.756	1.777
Check ?	Chk Pass	Chk Pass	Chk Fail	Chk Pass	Chk Pass	Chk Pass
High Limit			250000.			
Low Limit			-5000.			

Sample Name: 460-126935-a-42-c@5 Acquired: 1/22/2017 17:43:47 Type: Unk
Method: BC011117(v8) Mode: CONC Corr. Factor: 1.000000
User: admin Custom ID1: Custom ID2: Custom ID3:
Comment:

Elem	Se196	Tl1908	V_2924	Zn2062	B_2089	Mo2020
Line	196.090 {472}	190.856 {477}	292.402 {115}	206.200 {463}	208.959 {461}	202.030 {467}
IS Ref	(Y_2243)	(Y_2243)	(Y_3600)	(Y_2243)	(Y_2243)	(Y_2243)
Units	ppb	ppb	ppb	ppb	ppb	ppb
Avg	**-1.593**	**1.401**	**.5988**	**2.647**	**11.59**	**.8333**
Stddev	2.965	3.010	.1683	.223	.53	.4168
%RSD	186.1	214.9	28.11	8.422	4.541	50.01
#1	-2.464	3.136	.5158	2.883	11.48	.5345
#2	1.709	3.141	.4882	2.441	12.16	.6561
#3	-4.025	-2.075	.7925	2.617	11.13	1.309
Check ?	Chk Pass	Chk Pass	Chk Pass	Chk Pass	Chk Pass	Chk Pass
High Limit						
Low Limit						

Elem	Sn1899	Sr4077	Ti3349	Si2881
Line	189.989 {477}	407.771 { 83}	334.941 {101}	288.158 {117}
IS Ref	(Y_2243)	(Y_3710)	(Y_3600)	(Y_2243)
Units	ppb	ppb	ppb	ppb
Avg	**.5120**	**1067.**	**2.388**	**3100.**
Stddev	.6398	4.	.122	38.
%RSD	125.0	.3290	5.092	1.216
#1	.2373	1063.	2.248	3058.
#2	.0554	1069.	2.466	3115.
#3	1.243	1069.	2.450	3129.
Check ?	Chk Pass	Chk Pass	Chk Pass	Chk Pass
High Limit				
Low Limit				

Int. Std.	Y_2243	Y_3600	Y_3710
Line	224.306 {450}	360.073 { 94}	371.030 { 91}
Units	Cts/S	Cts/S	Cts/S
Avg	**4019.0**	**19531.**	**7081.1**
Stddev	21.1	18.	22.7
%RSD	.52447	.09404	.32092
#1	4031.9	19546.	7056.1
#2	4030.3	19536.	7100.6
#3	3994.6	19511.	7086.4

Sample Name: 460-126935-a-45-c@5 Acquired: 1/22/2017 17:47:38 Type: Unk
Method: BC011117(v8) Mode: CONC Corr. Factor: 1.000000
User: admin Custom ID1: Custom ID2: Custom ID3:
Comment:

Elem	Al3961	As1890	Ag3280	Ba2335	Be3130	Ca3181
Line	396.152 { 85}	189.042 {478}	328.068 {103}	233.527 {445}	313.042 {108}	318.128 {106}
IS Ref	(Y_3710)	(Y_2243)	(Y_3600)	(Y_2243)	(Y_3710)	(Y_3600)
Units	ppb	ppb	ppb	ppb	ppb	ppb
Avg	**232.1**	**.7858**	**-.6573**	**70.53**	**-.1050**	**172200.**
Stddev	9.2	1.257	.4085	.54	.1463	225.
%RSD	3.965	159.9	62.15	.7705	139.3	.1309
#1	221.6	-.6611	-.9735	70.52	-.0549	171900.
#2	238.7	1.416	-.1961	69.99	-.2699	172300.
#3	235.9	1.603	-.8023	71.08	.0096	172300.
Check ?	Chk Pass	Chk Pass	Chk Pass	Chk Pass	Chk Pass	Chk Pass
High Limit						
Low Limit						

Elem	Cd2265	Co2286	Cr2677	Cu3247	Fe2714	K_7664
Line	226.502 {449}	228.616 {447}	267.716 {126}	324.754 {104}	271.441 {124}	766.490 { 44}
IS Ref	(Y_2243)	(Y_2243)	(Y_3600)	(Y_3600)	(Y_3600)	(Y_3710)
Units	ppb	ppb	ppb	ppb	ppb	ppb
Avg	**-.0202**	**-.1341**	**9.049**	**.8739**	**19.89**	**4995.**
Stddev	.1416	.0448	.852	.0974	1.30	51.
%RSD	700.6	33.40	9.411	11.14	6.516	1.013
#1	.1371	-.0987	8.312	.9848	19.68	4966.
#2	-.1375	-.1844	9.981	.8342	18.71	4966.
#3	-.0602	-.1190	8.854	.8026	21.28	5054.
Check ?	Chk Pass	Chk Pass	Chk Pass	Chk Pass	Chk Pass	Chk Pass
High Limit						
Low Limit						

Elem	Mg2790	Mn2576	Na5895	Ni2316	Pb2203	Sb2068
Line	279.079 {121}	257.610 {131}	589.592 { 57}	231.604 {446}	220.353 {453}	206.833 {463}
IS Ref	(Y_3600)	(Y_3600)	(Y_3710)	(Y_2243)	(Y_2243)	(Y_2243)
Units	ppb	ppb	ppb	ppb	ppb	ppb
Avg	**11.28**	**.3008**	F **305100.**	**.1802**	**-1.469**	**3.489**
Stddev	7.11	.0761	1205.	.1665	.489	1.051
%RSD	63.01	25.31	.3950	92.36	33.28	30.13
#1	10.32	.2569	304200.	.2527	-1.157	4.015
#2	18.81	.2568	304700.	-.0102	-1.217	2.279
#3	4.695	.3887	306500.	.2982	-2.032	4.173
Check ?	Chk Pass	Chk Pass	Chk Fail	Chk Pass	Chk Pass	Chk Pass
High Limit			250000.			
Low Limit			-5000.			

Sample Name: 460-126935-a-45-c@5 Acquired: 1/22/2017 17:47:38 Type: Unk
Method: BC011117(v8) Mode: CONC Corr. Factor: 1.000000
User: admin Custom ID1: Custom ID2: Custom ID3:
Comment:

Elem	Se196	Tl1908	V_2924	Zn2062	B_2089	Mo2020
Line	196.090 {472}	190.856 {477}	292.402 {115}	206.200 {463}	208.959 {461}	202.030 {467}
IS Ref	(Y_2243)	(Y_2243)	(Y_3600)	(Y_2243)	(Y_2243)	(Y_2243)
Units	ppb	ppb	ppb	ppb	ppb	ppb
Avg	**-1.568**	**3.508**	**-.0661**	**1.855**	**1.273**	**.3161**
Stddev	.409	2.339	.1365	.189	.618	.3309
%RSD	26.07	66.70	206.6	10.21	48.58	104.7
#1	-1.118	1.443	.0763	2.008	1.688	.0024
#2	-1.670	6.049	-.0786	1.643	.5622	.2842
#3	-1.916	3.031	-.1958	1.913	1.568	.6618
Check ?	Chk Pass	Chk Pass	Chk Pass	Chk Pass	Chk Pass	Chk Pass
High Limit						
Low Limit						

Elem	Sn1899	Sr4077	Ti3349	Si2881
Line	189.989 {477}	407.771 { 83}	334.941 {101}	288.158 {117}
IS Ref	(Y_2243)	(Y_3710)	(Y_3600)	(Y_2243)
Units	ppb	ppb	ppb	ppb
Avg	**-.0289**	**1815.**	**2.772**	**392.4**
Stddev	.6316	8.	.333	8.3
%RSD	2188.	.4217	12.00	2.103
#1	-.4016	1809.	2.621	398.7
#2	.7004	1811.	2.542	395.4
#3	-.3854	1824.	3.153	383.1
Check ?	Chk Pass	Chk Pass	Chk Pass	Chk Pass
High Limit				
Low Limit				

Int. Std.	Y_2243	Y_3600	Y_3710
Line	224.306 {450}	360.073 { 94}	371.030 { 91}
Units	Cts/S	Cts/S	Cts/S
Avg	**4000.6**	**19635.**	**7133.5**
Stddev	11.7	24.	34.7
%RSD	.29182	.12167	.48712
#1	3999.4	19622.	7129.2
#2	4012.9	19620.	7101.1
#3	3989.6	19662.	7170.2

Sample Name: 460-126935-a-54-c@5 Acquired: 1/22/2017 17:51:29 Type: Unk
Method: BC011117(v8) Mode: CONC Corr. Factor: 1.000000
User: admin Custom ID1: Custom ID2: Custom ID3:
Comment:

Elem	Al3961	As1890	Ag3280	Ba2335	Be3130	Ca3181
Line	396.152 { 85}	189.042 {478}	328.068 {103}	233.527 {445}	313.042 {108}	318.128 {106}
IS Ref	(Y_3710)	(Y_2243)	(Y_3600)	(Y_2243)	(Y_3710)	(Y_3600)
Units	ppb	ppb	ppb	ppb	ppb	ppb
Avg	**437.0**	**1.595**	**-.6472**	**86.61**	**.1443**	**44130.**
Stddev	16.5	2.623	.6013	.43	.0261	37.
%RSD	3.777	164.5	92.91	.4956	18.11	.0847
#1	425.2	.3148	-.2827	86.35	.1265	44090.
#2	455.9	4.612	-1.341	87.11	.1321	44140.
#3	430.0	-.1422	-.3177	86.38	.1743	44170.
Check ?	Chk Pass	Chk Pass	Chk Pass	Chk Pass	Chk Pass	Chk Pass
High Limit						
Low Limit						

Elem	Cd2265	Co2286	Cr2677	Cu3247	Fe2714	K_7664
Line	226.502 {449}	228.616 {447}	267.716 {126}	324.754 {104}	271.441 {124}	766.490 { 44}
IS Ref	(Y_2243)	(Y_2243)	(Y_3600)	(Y_3600)	(Y_3600)	(Y_3710)
Units	ppb	ppb	ppb	ppb	ppb	ppb
Avg	**.1694**	**15.19**	**1.738**	**2.171**	**477.0**	**3271.**
Stddev	.0886	.17	.459	.258	6.8	22.
%RSD	52.31	1.136	26.42	11.87	1.430	.6805
#1	.2156	15.09	2.227	1.881	473.9	3259.
#2	.2253	15.09	1.670	2.256	484.8	3297.
#3	.0672	15.39	1.316	2.374	472.2	3258.
Check ?	Chk Pass	Chk Pass	Chk Pass	Chk Pass	Chk Pass	Chk Pass
High Limit						
Low Limit						

Elem	Mg2790	Mn2576	Na5895	Ni2316	Pb2203	Sb2068
Line	279.079 {121}	257.610 {131}	589.592 { 57}	231.604 {446}	220.353 {453}	206.833 {463}
IS Ref	(Y_3600)	(Y_3600)	(Y_3710)	(Y_2243)	(Y_2243)	(Y_2243)
Units	ppb	ppb	ppb	ppb	ppb	ppb
Avg	**7298.**	**206.0**	F **295300.**	**25.70**	**2.111**	**2.834**
Stddev	78.	2.0	667.	.94	.425	1.255
%RSD	1.070	.9951	.2258	3.649	20.14	44.27
#1	7231.	204.3	295900.	25.27	2.356	4.079
#2	7280.	205.4	295300.	26.78	2.357	2.852
#3	7384.	208.3	294600.	25.06	1.620	1.570
Check ?	Chk Pass	Chk Pass	Chk Fail	Chk Pass	Chk Pass	Chk Pass
High Limit			250000.			
Low Limit			-5000.			

Sample Name: 460-126935-a-54-c@5 Acquired: 1/22/2017 17:51:29 Type: Unk
Method: BC011117(v8) Mode: CONC Corr. Factor: 1.000000
User: admin Custom ID1: Custom ID2: Custom ID3:
Comment:

Elem	Se196	Tl1908	V_2924	Zn2062	B_2089	Mo2020
Line	196.090 {472}	190.856 {477}	292.402 {115}	206.200 {463}	208.959 {461}	202.030 {467}
IS Ref	(Y_2243)	(Y_2243)	(Y_3600)	(Y_2243)	(Y_2243)	(Y_2243)
Units	ppb	ppb	ppb	ppb	ppb	ppb
Avg	**-2.575**	**-.3828**	**.4665**	**8.586**	**20.49**	**-.1481**
Stddev	3.671	1.443	.2215	.149	.25	.6433
%RSD	142.6	376.9	47.49	1.736	1.217	434.4
#1	-5.017	.9989	.2299	8.414	20.20	-.7751
#2	-4.354	-.2676	.5004	8.671	20.59	.5103
#3	1.647	-1.880	.6691	8.674	20.67	-.1795
Check ?	Chk Pass	Chk Pass	Chk Pass	Chk Pass	Chk Pass	Chk Pass
High Limit						
Low Limit						

Elem	Sn1899	Sr4077	Ti3349	Si2881
Line	189.989 {477}	407.771 { 83}	334.941 {101}	288.158 {117}
IS Ref	(Y_2243)	(Y_3710)	(Y_3600)	(Y_2243)
Units	ppb	ppb	ppb	ppb
Avg	**.0811**	**194.0**	**15.99**	**2521.**
Stddev	.1357	.7	.28	5.
%RSD	167.3	.3517	1.777	.2073
#1	.1444	194.4	15.67	2516.
#2	-.0746	194.5	16.11	2526.
#3	.1736	193.2	16.20	2519.
Check ?	Chk Pass	Chk Pass	Chk Pass	Chk Pass
High Limit				
Low Limit				

Int. Std.	Y_2243	Y_3600	Y_3710
Line	224.306 {450}	360.073 { 94}	371.030 { 91}
Units	Cts/S	Cts/S	Cts/S
Avg	**4086.4**	**19819.**	**7153.6**
Stddev	13.7	59.	25.6
%RSD	.33460	.29987	.35768
#1	4073.8	19774.	7183.1
#2	4084.5	19886.	7138.0
#3	4100.9	19798.	7139.6

Sample Name: 460-126935-a-55-b@5 Acquired: 1/22/2017 17:55:17 Type: Unk
Method: BC011117(v8) Mode: CONC Corr. Factor: 1.000000
User: admin Custom ID1: Custom ID2: Custom ID3:
Comment:

Elem	Al3961	As1890	Ag3280	Ba2335	Be3130	Ca3181
Line	396.152 { 85}	189.042 {478}	328.068 {103}	233.527 {445}	313.042 {108}	318.128 {106}
IS Ref	(Y_3710)	(Y_2243)	(Y_3600)	(Y_2243)	(Y_3710)	(Y_3600)
Units	ppb	ppb	ppb	ppb	ppb	ppb
Avg	**144.3**	**.4986**	**-.1657**	**81.15**	**.1489**	**5889.**
Stddev	12.3	1.527	.1775	.04	.0804	18.
%RSD	8.506	306.2	107.1	.0551	54.00	.3046
#1	131.0	1.238	.0274	81.20	.1522	5876.
#2	155.2	1.515	-.3217	81.13	.2275	5909.
#3	146.8	-1.257	-.2027	81.12	.0669	5881.
Check ?	Chk Pass	Chk Pass	Chk Pass	Chk Pass	Chk Pass	Chk Pass
High Limit						
Low Limit						

Elem	Cd2265	Co2286	Cr2677	Cu3247	Fe2714	K_7664
Line	226.502 {449}	228.616 {447}	267.716 {126}	324.754 {104}	271.441 {124}	766.490 { 44}
IS Ref	(Y_2243)	(Y_2243)	(Y_3600)	(Y_3600)	(Y_3600)	(Y_3710)
Units	ppb	ppb	ppb	ppb	ppb	ppb
Avg	**.0607**	**6.491**	**2.307**	**2.632**	**43.57**	**1242.**
Stddev	.0208	.150	.539	.156	4.42	24.
%RSD	34.33	2.307	23.38	5.910	10.13	1.938
#1	.0817	6.559	2.484	2.513	44.43	1258.
#2	.0400	6.320	1.701	2.576	38.79	1214.
#3	.0604	6.595	2.735	2.808	47.50	1254.
Check ?	Chk Pass	Chk Pass	Chk Pass	Chk Pass	Chk Pass	Chk Pass
High Limit						
Low Limit						

Elem	Mg2790	Mn2576	Na5895	Ni2316	Pb2203	Sb2068
Line	279.079 {121}	257.610 {131}	589.592 { 57}	231.604 {446}	220.353 {453}	206.833 {463}
IS Ref	(Y_3600)	(Y_3600)	(Y_3710)	(Y_2243)	(Y_2243)	(Y_2243)
Units	ppb	ppb	ppb	ppb	ppb	ppb
Avg	**910.4**	**262.9**	F **304800.**	**7.123**	**.9457**	**-.1649**
Stddev	4.3	.8	244.	.489	.1081	1.436
%RSD	.4753	.2978	.0799	6.865	11.43	870.9
#1	906.1	262.1	304800.	7.686	.8530	1.093
#2	910.2	263.6	305000.	6.805	1.064	.1426
#3	914.7	263.1	304600.	6.878	.9198	-1.730
Check ?	Chk Pass	Chk Pass	Chk Fail	Chk Pass	Chk Pass	Chk Pass
High Limit			250000.			
Low Limit			-5000.			

Sample Name: 460-126935-a-55-b@5 Acquired: 1/22/2017 17:55:17 Type: Unk
Method: BC011117(v8) Mode: CONC Corr. Factor: 1.000000
User: admin Custom ID1: Custom ID2: Custom ID3:
Comment:

Elem	Se196	Tl1908	V_2924	Zn2062	B_2089	Mo2020
Line	196.090 {472}	190.856 {477}	292.402 {115}	206.200 {463}	208.959 {461}	202.030 {467}
IS Ref	(Y_2243)	(Y_2243)	(Y_3600)	(Y_2243)	(Y_2243)	(Y_2243)
Units	ppb	ppb	ppb	ppb	ppb	ppb
Avg	**-1.411**	**2.896**	**-.1961**	**19.52**	**162.7**	**-.3097**
Stddev	1.284	.849	.2702	.10	1.5	.1726
%RSD	91.00	29.32	137.7	.4900	.9316	55.73
#1	-1.086	2.262	-.4904	19.49	160.9	-.4406
#2	-2.827	2.566	-.1387	19.63	163.3	-.1141
#3	-.3209	3.861	.0407	19.45	163.8	-.3744
Check ?	Chk Pass	Chk Pass	Chk Pass	Chk Pass	Chk Pass	Chk Pass
High Limit						
Low Limit						

Elem	Sn1899	Sr4077	Ti3349	Si2881
Line	189.989 {477}	407.771 { 83}	334.941 {101}	288.158 {117}
IS Ref	(Y_2243)	(Y_3710)	(Y_3600)	(Y_2243)
Units	ppb	ppb	ppb	ppb
Avg	**.4526**	**25.84**	**.8448**	**554.2**
Stddev	.4030	.41	.3072	20.2
%RSD	89.04	1.581	36.36	3.643
#1	.8815	25.94	.5859	577.4
#2	.3945	25.39	.7643	544.7
#3	.0818	26.19	1.184	540.6
Check ?	Chk Pass	Chk Pass	Chk Pass	Chk Pass
High Limit				
Low Limit				

Int. Std.	Y_2243	Y_3600	Y_3710
Line	224.306 {450}	360.073 { 94}	371.030 { 91}
Units	Cts/S	Cts/S	Cts/S
Avg	**4140.4**	**19902.**	**7197.1**
Stddev	12.3	35.	27.1
%RSD	.29622	.17649	.37584
#1	4126.2	19942.	7209.6
#2	4147.6	19876.	7166.1
#3	4147.3	19888.	7215.7

Sample Name: 460-126935-a-56-b@5 Acquired: 1/22/2017 17:59:08 Type: Unk
Method: BC011117(v8) Mode: CONC Corr. Factor: 1.000000
User: admin Custom ID1: Custom ID2: Custom ID3:
Comment:

Elem	Al3961	As1890	Ag3280	Ba2335	Be3130	Ca3181
Line	396.152 { 85}	189.042 {478}	328.068 {103}	233.527 {445}	313.042 {108}	318.128 {106}
IS Ref	(Y_3710)	(Y_2243)	(Y_3600)	(Y_2243)	(Y_3710)	(Y_3600)
Units	ppb	ppb	ppb	ppb	ppb	ppb
Avg	**255.7**	**.8097**	**-.6000**	**67.42**	**.1597**	**12150.**
Stddev	12.2	1.065	.3488	.26	.1060	111.
%RSD	4.753	131.5	58.13	.3873	66.40	.9104
#1	247.6	.4237	-.5291	67.12	.0476	12080.
#2	269.7	2.014	-.2921	67.59	.1732	12090.
#3	249.7	-.0081	-.9789	67.55	.2584	12280.
Check ?	Chk Pass	Chk Pass	Chk Pass	Chk Pass	Chk Pass	Chk Pass
High Limit						
Low Limit						

Elem	Cd2265	Co2286	Cr2677	Cu3247	Fe2714	K_7664
Line	226.502 {449}	228.616 {447}	267.716 {126}	324.754 {104}	271.441 {124}	766.490 { 44}
IS Ref	(Y_2243)	(Y_2243)	(Y_3600)	(Y_3600)	(Y_3600)	(Y_3710)
Units	ppb	ppb	ppb	ppb	ppb	ppb
Avg	**.0539**	**9.484**	**2.707**	**4.020**	**160.5**	**1627.**
Stddev	.0896	.106	.521	.390	10.7	27.
%RSD	166.4	1.113	19.26	9.705	6.640	1.646
#1	-.0409	9.557	3.303	4.199	148.8	1658.
#2	.1372	9.533	2.335	4.288	169.5	1616.
#3	.0653	9.363	2.483	3.572	163.4	1608.
Check ?	Chk Pass	Chk Pass	Chk Pass	Chk Pass	Chk Pass	Chk Pass
High Limit						
Low Limit						

Elem	Mg2790	Mn2576	Na5895	Ni2316	Pb2203	Sb2068
Line	279.079 {121}	257.610 {131}	589.592 { 57}	231.604 {446}	220.353 {453}	206.833 {463}
IS Ref	(Y_3600)	(Y_3600)	(Y_3710)	(Y_2243)	(Y_2243)	(Y_2243)
Units	ppb	ppb	ppb	ppb	ppb	ppb
Avg	**1829.**	**487.1**	F **306900.**	**10.22**	**.7061**	**1.229**
Stddev	38.	2.4	1487.	.26	.5916	.884
%RSD	2.070	.4962	.4845	2.575	83.78	71.88
#1	1797.	485.7	305200.	10.48	.6770	.2097
#2	1821.	485.8	307600.	10.23	.1296	1.707
#3	1871.	489.9	307900.	9.950	1.312	1.772
Check ?	Chk Pass	Chk Pass	Chk Fail	Chk Pass	Chk Pass	Chk Pass
High Limit			250000.			
Low Limit			-5000.			

Sample Name: 460-126935-a-56-b@5 Acquired: 1/22/2017 17:59:08 Type: Unk
Method: BC011117(v8) Mode: CONC Corr. Factor: 1.000000
User: admin Custom ID1: Custom ID2: Custom ID3:
Comment:

Elem	Se196	Tl1908	V_2924	Zn2062	B_2089	Mo2020
Line	196.090 {472}	190.856 {477}	292.402 {115}	206.200 {463}	208.959 {461}	202.030 {467}
IS Ref	(Y_2243)	(Y_2243)	(Y_3600)	(Y_2243)	(Y_2243)	(Y_2243)
Units	ppb	ppb	ppb	ppb	ppb	ppb
Avg	**.9334**	**1.125**	**.1703**	**10.47**	**11.21**	**-.2217**
Stddev	1.465	1.544	.1329	.32	.44	.1692
%RSD	157.0	137.2	78.02	3.073	3.908	76.31
#1	1.149	-.4603	.2710	10.11	10.84	-.4153
#2	-.6280	1.213	.0197	10.58	11.69	-.1022
#3	2.279	2.624	.2201	10.73	11.09	-.1477
Check ?	Chk Pass	Chk Pass	Chk Pass	Chk Pass	Chk Pass	Chk Pass
High Limit						
Low Limit						

Elem	Sn1899	Sr4077	Ti3349	Si2881
Line	189.989 {477}	407.771 { 83}	334.941 {101}	288.158 {117}
IS Ref	(Y_2243)	(Y_3710)	(Y_3600)	(Y_2243)
Units	ppb	ppb	ppb	ppb
Avg	**.2151**	**55.83**	**4.096**	**1034.**
Stddev	.7674	.41	.121	21.
%RSD	356.8	.7381	2.951	2.057
#1	-.2916	55.74	3.968	1023.
#2	1.098	56.28	4.111	1058.
#3	-.1612	55.47	4.208	1020.
Check ?	Chk Pass	Chk Pass	Chk Pass	Chk Pass
High Limit				
Low Limit				

Int. Std.	Y_2243	Y_3600	Y_3710
Line	224.306 {450}	360.073 { 94}	371.030 { 91}
Units	Cts/S	Cts/S	Cts/S
Avg	**4117.6**	**19895.**	**7123.3**
Stddev	36.2	242.	154.9
%RSD	.88027	1.2154	2.1740
#1	4143.8	19999.	7139.4
#2	4132.8	20068.	7269.5
#3	4076.2	19619.	6961.0

Sample Name: CCV Acquired: 1/22/2017 18:02:59 Type: QC
Method: BC011117(v8) Mode: CONC Corr. Factor: 1.000000
User: admin Custom ID1: Custom ID2: Custom ID3:
Comment:

Elem	Al3961	As1890	Ag3280	Ba2335	Be3130	Ca3181
Line	396.152 { 85}	189.042 {478}	328.068 {103}	233.527 {445}	313.042 {108}	318.128 {106}
IS Ref	(Y_3710)	(Y_2243)	(Y_3600)	(Y_2243)	(Y_3710)	(Y_3600)
Units	ppb	ppb	ppb	ppb	ppb	ppb
Avg	**120600.**	**2439.**	**1266.**	**10110.**	**951.5**	**120700.**
Stddev	229.	6.	2.	10.	3.8	669.
%RSD	.1903	.2324	.1425	.1031	.3995	.5545
#1	120400.	2441.	1264.	10100.	947.1	120600.
#2	120600.	2433.	1268.	10120.	954.0	121400.
#3	120800.	2444.	1265.	10120.	953.3	120100.
Check ?	Chk Pass	Chk Pass	Chk Pass	Chk Pass	Chk Pass	Chk Pass
Value						
Range						

Elem	Cd2265	Co2286	Cr2677	Cu3247	Fe2714	K_7664
Line	226.502 {449}	228.616 {447}	267.716 {126}	324.754 {104}	271.441 {124}	766.490 { 44}
IS Ref	(Y_2243)	(Y_2243)	(Y_3600)	(Y_3600)	(Y_3600)	(Y_3710)
Units	ppb	ppb	ppb	ppb	ppb	ppb
Avg	**1237.**	**2454.**	**4986.**	**12350.**	**97410.**	**50190.**
Stddev	1.	2.	20.	16.	464.	90.
%RSD	.0717	.0993	.4081	.1264	.4762	.1794
#1	1236.	2451.	4980.	12330.	97280.	50090.
#2	1238.	2456.	5009.	12360.	97930.	50220.
#3	1238.	2456.	4969.	12350.	97030.	50260.
Check ?	Chk Pass	Chk Pass	Chk Pass	Chk Pass	Chk Pass	Chk Pass
Value						
Range						

Elem	Mg2790	Mn2576	Na5895	Ni2316	Pb2203	Sb2068
Line	279.079 {121}	257.610 {131}	589.592 { 57}	231.604 {446}	220.353 {453}	206.833 {463}
IS Ref	(Y_3600)	(Y_3600)	(Y_3710)	(Y_2243)	(Y_2243)	(Y_2243)
Units	ppb	ppb	ppb	ppb	ppb	ppb
Avg	**122100.**	**4959.**	**129000.**	**2470.**	**7451.**	**965.9**
Stddev	708.	17.	485.	1.	4.	6.9
%RSD	.5801	.3354	.3763	.0261	.0554	.7135
#1	121800.	4957.	128600.	2469.	7447.	959.4
#2	122900.	4976.	128900.	2470.	7453.	973.1
#3	121500.	4943.	129500.	2470.	7454.	965.3
Check ?	Chk Pass	Chk Pass	Chk Pass	Chk Pass	Chk Pass	Chk Pass
Value						
Range						

Sample Name: CCV Acquired: 1/22/2017 18:02:59 Type: QC
Method: BC011117(v8) Mode: CONC Corr. Factor: 1.000000
User: admin Custom ID1: Custom ID2: Custom ID3:
Comment:

Elem	Se196	Tl1908	V_2924	Zn2062	B_2089	Mo2020
Line	196.090 {472}	190.856 {477}	292.402 {115}	206.200 {463}	208.959 {461}	202.030 {467}
IS Ref	(Y_2243)	(Y_2243)	(Y_3600)	(Y_2243)	(Y_2243)	(Y_2243)
Units	ppb	ppb	ppb	ppb	ppb	ppb
Avg	**2439.**	**2490.**	**2452.**	**2500.**	**991.6**	**2408.**
Stddev	3.	3.	7.	4.	5.2	2.
%RSD	.1429	.1383	.2921	.1699	.5216	.1029
#1	2442.	2487.	2450.	2502.	986.7	2405.
#2	2435.	2490.	2459.	2496.	991.0	2409.
#3	2439.	2494.	2445.	2504.	997.0	2410.
Check ?	Chk Pass	Chk Pass	Chk Pass	Chk Pass	Chk Pass	Chk Pass
Value						
Range						

Elem	Sn1899	Sr4077	Ti3349	Si2881
Line	189.989 {477}	407.771 { 83}	334.941 {101}	288.158 {117}
IS Ref	(Y_2243)	(Y_3710)	(Y_3600)	(Y_2243)
Units	ppb	ppb	ppb	ppb
Avg	**979.1**	**4984.**	**9934.**	**8447.**
Stddev	.6	23.	22.	76.
%RSD	.0564	.4709	.2180	.8978
#1	978.8	4961.	9913.	8475.
#2	978.7	4981.	9956.	8361.
#3	979.7	5008.	9933.	8505.
Check ?	Chk Pass	Chk Pass	Chk Pass	None
Value				
Range				

Int. Std.	Y_2243	Y_3600	Y_3710
Line	224.306 {450}	360.073 { 94}	371.030 { 91}
Units	Cts/S	Cts/S	Cts/S
Avg	**3896.6**	**19182.**	**6836.3**
Stddev	10.9	110.	61.3
%RSD	.27895	.57267	.89717
#1	3884.4	19166.	6837.9
#2	3905.4	19080.	6774.2
#3	3899.9	19298.	6896.8

Sample Name: CCB Acquired: 1/22/2017 18:06:27 Type: QC
Method: BC011117(v8) Mode: CONC Corr. Factor: 1.000000
User: admin Custom ID1: Custom ID2: Custom ID3:
Comment:

Elem	Al3961	As1890	Ag3280	Ba2335	Be3130	Ca3181
Line	396.152 { 85}	189.042 {478}	328.068 {103}	233.527 {445}	313.042 {108}	318.128 {106}
IS Ref	(Y_3710)	(Y_2243)	(Y_3600)	(Y_2243)	(Y_3710)	(Y_3600)
Units	ppb	ppb	ppb	ppb	ppb	ppb
Avg	**2.426**	**-.0673**	**-.5685**	**.3286**	**-.0147**	**22.06**
Stddev	15.84	.2148	.7552	.1765	.0085	17.49
%RSD	652.9	319.3	132.8	53.71	57.83	79.29
#1	20.50	.1322	-.7154	.5006	-.0163	42.14
#2	-4.213	-.2947	-1.239	.3374	-.0222	14.00
#3	-9.012	-.0393	.2494	.1479	-.0055	10.06
Check ?	Chk Pass	Chk Pass	Chk Pass	Chk Pass	Chk Pass	Chk Pass
High Limit						
Low Limit						

Elem	Cd2265	Co2286	Cr2677	Cu3247	Fe2714	K_7664
Line	226.502 {449}	228.616 {447}	267.716 {126}	324.754 {104}	271.441 {124}	766.490 { 44}
IS Ref	(Y_2243)	(Y_2243)	(Y_3600)	(Y_3600)	(Y_3600)	(Y_3710)
Units	ppb	ppb	ppb	ppb	ppb	ppb
Avg	**.0074**	**.2385**	**.7332**	**2.168**	**19.61**	**19.89**
Stddev	.1207	.1330	.7609	1.599	17.87	35.90
%RSD	1623.	55.75	103.8	73.72	91.12	180.5
#1	-.0326	.1325	1.612	4.014	37.39	18.26
#2	.1430	.3877	.2969	1.250	19.77	56.58
#3	-.0881	.1953	.2909	1.241	1.660	-15.16
Check ?	Chk Pass	Chk Pass	Chk Pass	Chk Pass	Chk Pass	Chk Pass
High Limit						
Low Limit						

Elem	Mg2790	Mn2576	Na5895	Ni2316	Pb2203	Sb2068
Line	279.079 {121}	257.610 {131}	589.592 { 57}	231.604 {446}	220.353 {453}	206.833 {463}
IS Ref	(Y_3600)	(Y_3600)	(Y_3710)	(Y_2243)	(Y_2243)	(Y_2243)
Units	ppb	ppb	ppb	ppb	ppb	ppb
Avg	**10.58**	**.5669**	**27.97**	**-.1673**	**1.386**	**1.387**
Stddev	21.83	.7944	12.18	.2760	.578	.813
%RSD	206.4	140.1	43.56	165.0	41.72	58.59
#1	35.41	1.477	22.22	-.4742	2.054	.9075
#2	1.888	.2082	41.96	-.0882	1.059	2.326
#3	-5.570	.0151	19.72	.0606	1.046	.9286
Check ?	Chk Pass	Chk Pass	Chk Pass	Chk Pass	Chk Pass	Chk Pass
High Limit						
Low Limit						

Sample Name: CCB Acquired: 1/22/2017 18:06:27 Type: QC
Method: BC011117(v8) Mode: CONC Corr. Factor: 1.000000
User: admin Custom ID1: Custom ID2: Custom ID3:
Comment:

Elem	Se196	Tl1908	V_2924	Zn2062	B_2089	Mo2020
Line	196.090 {472}	190.856 {477}	292.402 {115}	206.200 {463}	208.959 {461}	202.030 {467}
IS Ref	(Y_2243)	(Y_2243)	(Y_3600)	(Y_2243)	(Y_2243)	(Y_2243)
Units	ppb	ppb	ppb	ppb	ppb	ppb
Avg	**-2.590**	**6.087**	**.2803**	**.2449**	**1.180**	**2.115**
Stddev	1.169	2.163	.4566	.0810	.795	.751
%RSD	45.14	35.54	162.9	33.08	67.38	35.52
#1	-1.414	4.834	.7745	.2145	2.067	1.337
#2	-3.752	8.585	-.1257	.3366	.9434	2.171
#3	-2.604	4.841	.1919	.1834	.5302	2.837
Check ?	Chk Pass	Chk Pass	Chk Pass	Chk Pass	Chk Pass	Chk Pass
High Limit						
Low Limit						

Elem	Sn1899	Sr4077	Ti3349	Si2881
Line	189.989 {477}	407.771 { 83}	334.941 {101}	288.158 {117}
IS Ref	(Y_2243)	(Y_3710)	(Y_3600)	(Y_2243)
Units	ppb	ppb	ppb	ppb
Avg	**.5687**	**.2907**	**1.672**	**-37.05**
Stddev	.6021	.0505	.976	15.32
%RSD	105.9	17.36	58.37	41.36
#1	1.105	.3121	2.799	-22.12
#2	-.0829	.2331	1.103	-52.73
#3	.6846	.3270	1.114	-36.29
Check ?	Chk Pass	Chk Pass	Chk Pass	None
High Limit				
Low Limit				

Int. Std.	Y_2243	Y_3600	Y_3710
Line	224.306 {450}	360.073 { 94}	371.030 { 91}
Units	Cts/S	Cts/S	Cts/S
Avg	**4188.2**	**20582.**	**6994.5**
Stddev	22.1	106.	112.0
%RSD	.52887	.51482	1.6014
#1	4163.1	20484.	6953.0
#2	4196.8	20568.	6909.2
#3	4204.8	20695.	7121.3

Sample Name: CCVL Acquired: 1/22/2017 18:10:21 Type: QC
Method: BC011117(v8) Mode: CONC Corr. Factor: 1.000000
User: admin Custom ID1: Custom ID2: Custom ID3:
Comment:

Elem	Al3961	As1890	Ag3280	Ba2335	Be3130	Ca3181
Line	396.152 { 85}	189.042 {478}	328.068 {103}	233.527 {445}	313.042 {108}	318.128 {106}
IS Ref	(Y_3710)	(Y_2243)	(Y_3600)	(Y_2243)	(Y_3710)	(Y_3600)
Units	ppb	ppb	ppb	ppb	ppb	ppb
Avg	**162.3**	**13.93**	**9.428**	**202.1**	**1.907**	**4784.**
Stddev	11.5	.45	.550	1.0	.112	34.
%RSD	7.074	3.244	5.829	.4932	5.862	.7053
#1	150.7	13.55	9.047	202.9	2.025	4795.
#2	162.5	14.43	10.06	202.4	1.802	4812.
#3	173.7	13.81	9.178	201.0	1.894	4747.
Check ?	Chk Pass	Chk Pass	Chk Pass	Chk Pass	Chk Pass	Chk Pass
Value						
Range						

Elem	Cd2265	Co2286	Cr2677	Cu3247	Fe2714	K_7664
Line	226.502 {449}	228.616 {447}	267.716 {126}	324.754 {104}	271.441 {124}	766.490 { 44}
IS Ref	(Y_2243)	(Y_2243)	(Y_3600)	(Y_3600)	(Y_3600)	(Y_3710)
Units	ppb	ppb	ppb	ppb	ppb	ppb
Avg	**3.990**	**50.60**	**9.706**	**24.96**	**153.6**	**4613.**
Stddev	.074	.58	.069	.46	8.7	27.
%RSD	1.844	1.149	.7096	1.843	5.633	.5855
#1	4.032	51.15	9.636	25.38	163.5	4628.
#2	4.032	50.64	9.774	25.02	147.3	4582.
#3	3.905	49.99	9.707	24.47	150.1	4629.
Check ?	Chk Pass	Chk Pass	Chk Pass	Chk Pass	Chk Pass	Chk Pass
Value						
Range						

Elem	Mg2790	Mn2576	Na5895	Ni2316	Pb2203	Sb2068
Line	279.079 {121}	257.610 {131}	589.592 { 57}	231.604 {446}	220.353 {453}	206.833 {463}
IS Ref	(Y_3600)	(Y_3600)	(Y_3710)	(Y_2243)	(Y_2243)	(Y_2243)
Units	ppb	ppb	ppb	ppb	ppb	ppb
Avg	**4600.**	**15.44**	**4609.**	**41.14**	**11.70**	**19.69**
Stddev	20.	.04	29.	.62	.24	.36
%RSD	.4384	.2610	.6387	1.511	2.021	1.846
#1	4601.	15.39	4591.	40.89	11.53	19.48
#2	4619.	15.46	4643.	41.85	11.59	20.11
#3	4579.	15.46	4593.	40.68	11.97	19.49
Check ?	Chk Pass	Chk Pass	Chk Pass	Chk Pass	Chk Pass	Chk Pass
Value						
Range						

Sample Name: CCVL Acquired: 1/22/2017 18:10:21 Type: QC
Method: BC011117(v8) Mode: CONC Corr. Factor: 1.000000
User: admin Custom ID1: Custom ID2: Custom ID3:
Comment:

Elem	Se196	Tl1908	V_2924	Zn2062	B_2089	Mo2020
Line	196.090 {472}	190.856 {477}	292.402 {115}	206.200 {463}	208.959 {461}	202.030 {467}
IS Ref	(Y_2243)	(Y_2243)	(Y_3600)	(Y_2243)	(Y_2243)	(Y_2243)
Units	ppb	ppb	ppb	ppb	ppb	ppb
Avg	**17.86**	**22.34**	**48.67**	**30.91**	**46.16**	**19.11**
Stddev	1.71	1.78	.51	.35	.56	.15
%RSD	9.548	7.991	1.054	1.118	1.212	.7963
#1	19.82	22.10	48.34	30.94	46.79	19.11
#2	16.95	20.69	49.26	31.25	45.76	19.26
#3	16.79	24.24	48.41	30.56	45.92	18.95
Check ?	Chk Pass	Chk Pass	Chk Pass	Chk Pass	Chk Pass	Chk Pass
Value						
Range						

Elem	Sn1899	Sr4077	Ti3349	Si2881
Line	189.989 {477}	407.771 { 83}	334.941 {101}	288.158 {117}
IS Ref	(Y_2243)	(Y_3710)	(Y_3600)	(Y_2243)
Units	ppb	ppb	ppb	ppb
Avg	**48.70**	**19.62**	**19.66**	F **-20.10**
Stddev	.49	.12	.31	7.34
%RSD	1.015	.6076	1.584	36.52
#1	49.13	19.54	19.31	-23.44
#2	48.81	19.76	19.75	-11.68
#3	48.16	19.57	19.91	-25.17
Check ?	Chk Pass	Chk Pass	Chk Pass	Chk Fail
Value				200.0
Range				-30.50%

Int. Std.	Y_2243	Y_3600	Y_3710
Line	224.306 {450}	360.073 { 94}	371.030 { 91}
Units	Cts/S	Cts/S	Cts/S
Avg	**4232.2**	**20696.**	**7114.3**
Stddev	19.8	236.	145.3
%RSD	.46863	1.1423	2.0427
#1	4213.6	20508.	7153.0
#2	4230.0	20617.	6953.6
#3	4253.1	20961.	7236.4

Sample Name: 460-126935-a-60-b@5 Acquired: 1/22/2017 18:14:11 Type: Unk
Method: BC011117(v8) Mode: CONC Corr. Factor: 1.000000
User: admin Custom ID1: Custom ID2: Custom ID3:
Comment:

Elem	Al3961	As1890	Ag3280	Ba2335	Be3130	Ca3181
Line	396.152 { 85}	189.042 {478}	328.068 {103}	233.527 {445}	313.042 {108}	318.128 {106}
IS Ref	(Y_3710)	(Y_2243)	(Y_3600)	(Y_2243)	(Y_3710)	(Y_3600)
Units	ppb	ppb	ppb	ppb	ppb	ppb
Avg	**122.2**	**1.265**	**-.7280**	**27.57**	**.2205**	**77520.**
Stddev	7.3	2.754	.3456	.29	.0262	366.
%RSD	6.010	217.8	47.47	1.046	11.90	.4720
#1	127.9	-1.386	-.3866	27.58	.1974	77340.
#2	113.9	4.111	-.7198	27.28	.2150	77940.
#3	124.6	1.069	-1.078	27.86	.2490	77270.
Check ?	Chk Pass	Chk Pass	Chk Pass	Chk Pass	Chk Pass	Chk Pass
High Limit						
Low Limit						

Elem	Cd2265	Co2286	Cr2677	Cu3247	Fe2714	K_7664
Line	226.502 {449}	228.616 {447}	267.716 {126}	324.754 {104}	271.441 {124}	766.490 { 44}
IS Ref	(Y_2243)	(Y_2243)	(Y_3600)	(Y_3600)	(Y_3600)	(Y_3710)
Units	ppb	ppb	ppb	ppb	ppb	ppb
Avg	**.0689**	**105.8**	**-.1547**	**2.799**	**676.0**	**8935.**
Stddev	.0905	.3	.2923	.242	10.7	67.
%RSD	131.3	.3174	188.9	8.640	1.578	.7539
#1	-.0333	106.0	.0157	3.077	666.7	8869.
#2	.1389	105.9	-.4922	2.677	687.7	8934.
#3	.1011	105.4	.0124	2.642	673.7	9003.
Check ?	Chk Pass	Chk Pass	Chk Pass	Chk Pass	Chk Pass	Chk Pass
High Limit						
Low Limit						

Elem	Mg2790	Mn2576	Na5895	Ni2316	Pb2203	Sb2068
Line	279.079 {121}	257.610 {131}	589.592 { 57}	231.604 {446}	220.353 {453}	206.833 {463}
IS Ref	(Y_3600)	(Y_3600)	(Y_3710)	(Y_2243)	(Y_2243)	(Y_2243)
Units	ppb	ppb	ppb	ppb	ppb	ppb
Avg	**15460.**	**322.6**	F **293600.**	**7.361**	**-.6657**	**.3510**
Stddev	99.	.8	1328.	.578	.4943	.2898
%RSD	.6381	.2543	.4522	7.854	74.25	82.58
#1	15460.	321.8	292100.	6.930	-.9263	.6823
#2	15570.	323.5	294100.	8.018	-.0956	.2264
#3	15370.	322.5	294600.	7.134	-.9752	.1442
Check ?	Chk Pass	Chk Pass	Chk Fail	Chk Pass	Chk Pass	Chk Pass
High Limit			250000.			
Low Limit			-5000.			

Sample Name: 460-126935-a-60-b@5 Acquired: 1/22/2017 18:14:11 Type: Unk
Method: BC011117(v8) Mode: CONC Corr. Factor: 1.000000
User: admin Custom ID1: Custom ID2: Custom ID3:
Comment:

Elem	Se196	Tl1908	V_2924	Zn2062	B_2089	Mo2020
Line	196.090 {472}	190.856 {477}	292.402 {115}	206.200 {463}	208.959 {461}	202.030 {467}
IS Ref	(Y_2243)	(Y_2243)	(Y_3600)	(Y_2243)	(Y_2243)	(Y_2243)
Units	ppb	ppb	ppb	ppb	ppb	ppb
Avg	**-2.651**	**4.700**	**.1152**	**19.91**	**11.78**	**.0250**
Stddev	4.177	1.280	.2949	.10	.12	.3339
%RSD	157.6	27.23	256.0	.4802	1.009	1336.
#1	-7.080	6.157	-.0528	19.80	11.82	-.2544
#2	-2.090	3.753	-.0573	19.99	11.65	.3948
#3	1.217	4.191	.4557	19.93	11.87	-.0654
Check ?	Chk Pass	Chk Pass	Chk Pass	Chk Pass	Chk Pass	Chk Pass
High Limit						
Low Limit						

Elem	Sn1899	Sr4077	Ti3349	Si2881
Line	189.989 {477}	407.771 { 83}	334.941 {101}	288.158 {117}
IS Ref	(Y_2243)	(Y_3710)	(Y_3600)	(Y_2243)
Units	ppb	ppb	ppb	ppb
Avg	**.1388**	**203.6**	**6.882**	**2237.**
Stddev	.3771	1.4	.201	43.
%RSD	271.7	.6834	2.920	1.919
#1	.4647	202.1	6.800	2208.
#2	-.2742	204.0	7.111	2218.
#3	.2258	204.8	6.735	2287.
Check ?	Chk Pass	Chk Pass	Chk Pass	Chk Pass
High Limit				
Low Limit				

Int. Std.	Y_2243	Y_3600	Y_3710
Line	224.306 {450}	360.073 { 94}	371.030 { 91}
Units	Cts/S	Cts/S	Cts/S
Avg	**4237.9**	**20722.**	**7448.3**
Stddev	9.8	173.	91.0
%RSD	.23093	.83310	1.2212
#1	4226.6	20655.	7498.3
#2	4244.1	20593.	7343.4
#3	4243.0	20918.	7503.4

Sample Name: lb 460-415619/1-c@5 Acquired: 1/22/2017 18:17:59 Type: Unk
Method: BC011117(v8) Mode: CONC Corr. Factor: 1.000000
User: admin Custom ID1: Custom ID2: Custom ID3:
Comment:

Elem	Al3961	As1890	Ag3280	Ba2335	Be3130	Ca3181
Line	396.152 { 85}	189.042 {478}	328.068 {103}	233.527 {445}	313.042 {108}	318.128 {106}
IS Ref	(Y_3710)	(Y_2243)	(Y_3600)	(Y_2243)	(Y_3710)	(Y_3600)
Units	ppb	ppb	ppb	ppb	ppb	ppb
Avg	**-37.02**	**1.290**	**-.3739**	**.1116**	**.0221**	**4.383**
Stddev	4.65	.464	.2878	.1043	.1761	5.890
%RSD	12.55	35.93	76.97	93.40	797.3	134.4
#1	-34.71	1.667	-.6120	-.0018	.2088	6.397
#2	-42.37	1.432	-.4557	.1335	-.0016	9.002
#3	-33.99	.7726	-.0541	.2033	-.1409	-2.251
Check ?	Chk Pass	Chk Pass	Chk Pass	Chk Pass	Chk Pass	Chk Pass
High Limit						
Low Limit						

Elem	Cd2265	Co2286	Cr2677	Cu3247	Fe2714	K_7664
Line	226.502 {449}	228.616 {447}	267.716 {126}	324.754 {104}	271.441 {124}	766.490 { 44}
IS Ref	(Y_2243)	(Y_2243)	(Y_3600)	(Y_3600)	(Y_3600)	(Y_3710)
Units	ppb	ppb	ppb	ppb	ppb	ppb
Avg	**-.0048**	**-.0794**	**.2186**	**.6357**	**8.619**	**79.39**
Stddev	.0486	.0728	.1561	.5390	9.643	50.52
%RSD	1019.	91.64	71.42	84.78	111.9	63.63
#1	.0481	-.1628	.1958	.0673	11.17	101.0
#2	-.0149	-.0282	.3848	1.139	16.73	115.5
#3	-.0475	-.0473	.0751	.7005	-2.043	21.67
Check ?	Chk Pass	Chk Pass	Chk Pass	Chk Pass	Chk Pass	Chk Pass
High Limit						
Low Limit						

Elem	Mg2790	Mn2576	Na5895	Ni2316	Pb2203	Sb2068
Line	279.079 {121}	257.610 {131}	589.592 { 57}	231.604 {446}	220.353 {453}	206.833 {463}
IS Ref	(Y_3600)	(Y_3600)	(Y_3710)	(Y_2243)	(Y_2243)	(Y_2243)
Units	ppb	ppb	ppb	ppb	ppb	ppb
Avg	**-3.175**	**.0314**	F **287400.**	**1.913**	**-.3429**	**1.046**
Stddev	3.255	.0364	568.	.175	1.230	.896
%RSD	102.5	116.1	.1978	9.148	358.8	85.64
#1	-2.431	.0161	287100.	1.838	.8772	.2219
#2	-.3564	.0051	288100.	1.788	-.3227	.9166
#3	-6.737	.0729	287100.	2.113	-1.583	1.999
Check ?	Chk Pass	Chk Pass	Chk Fail	Chk Pass	Chk Pass	Chk Pass
High Limit			250000.			
Low Limit			-5000.			

Sample Name: lb 460-415619/1-c@5 Acquired: 1/22/2017 18:17:59 Type: Unk
Method: BC011117(v8) Mode: CONC Corr. Factor: 1.000000
User: admin Custom ID1: Custom ID2: Custom ID3:
Comment:

Elem	Se196	Tl1908	V_2924	Zn2062	B_2089	Mo2020
Line	196.090 {472}	190.856 {477}	292.402 {115}	206.200 {463}	208.959 {461}	202.030 {467}
IS Ref	(Y_2243)	(Y_2243)	(Y_3600)	(Y_2243)	(Y_2243)	(Y_2243)
Units	ppb	ppb	ppb	ppb	ppb	ppb
Avg	.1691	3.029	-.1032	.5832	2.539	-.4431
Stddev	1.708	.601	.6090	.0925	.677	.1005
%RSD	1010.	19.85	589.9	15.86	26.68	22.69
#1	-1.691	2.694	.3074	.5734	1.854	-.5004
#2	.5325	3.723	.1858	.6803	3.209	-.5018
#3	1.666	2.670	-.8030	.4961	2.554	-.3270
Check ?	Chk Pass	Chk Pass	Chk Pass	Chk Pass	Chk Pass	Chk Pass
High Limit						
Low Limit						

Elem	Sn1899	Sr4077	Ti3349	Si2881
Line	189.989 {477}	407.771 { 83}	334.941 {101}	288.158 {117}
IS Ref	(Y_2243)	(Y_3710)	(Y_3600)	(Y_2243)
Units	ppb	ppb	ppb	ppb
Avg	.2285	-.0553	-.0668	.5323
Stddev	.3873	.1071	.2930	16.04
%RSD	169.5	193.7	438.7	3014.
#1	-.2116	.0612	-.0498	-.1201
#2	.5175	-.1494	-.3679	16.89
#3	.3794	-.0777	.2174	-15.18
Check ?	Chk Pass	Chk Pass	Chk Pass	Chk Pass
High Limit				
Low Limit				

Int. Std.	Y_2243	Y_3600	Y_3710
Line	224.306 {450}	360.073 { 94}	371.030 { 91}
Units	Cts/S	Cts/S	Cts/S
Avg	4116.1	19669.	6967.0
Stddev	3.1	132.	37.0
%RSD	.07548	.67122	.53039
#1	4115.8	19821.	6990.3
#2	4113.1	19588.	6986.2
#3	4119.3	19597.	6924.4

Sample Name: 460-127041-d-2-g@5 Acquired: 1/22/2017 18:21:51 Type: Unk
Method: BC011117(v8) Mode: CONC Corr. Factor: 1.000000
User: admin Custom ID1: Custom ID2: Custom ID3:
Comment:

Elem	Al3961	As1890	Ag3280	Ba2335	Be3130	Ca3181
Line	396.152 { 85}	189.042 {478}	328.068 {103}	233.527 {445}	313.042 {108}	318.128 {106}
IS Ref	(Y_3710)	(Y_2243)	(Y_3600)	(Y_2243)	(Y_3710)	(Y_3600)
Units	ppb	ppb	ppb	ppb	ppb	ppb
Avg	**49.70**	**.8911**	**-.3224**	**88.19**	**.2508**	**7805.**
Stddev	18.99	1.854	.1227	.56	.0547	87.
%RSD	38.21	208.0	38.04	.6395	21.82	1.116
#1	29.43	2.531	-.4220	87.60	.2580	7705.
#2	67.08	-1.120	-.1854	88.24	.1928	7845.
#3	52.59	1.263	-.3598	88.72	.3015	7865.
Check ?	Chk Pass	Chk Pass	Chk Pass	Chk Pass	Chk Pass	Chk Pass
High Limit						
Low Limit						

Elem	Cd2265	Co2286	Cr2677	Cu3247	Fe2714	K_7664
Line	226.502 {449}	228.616 {447}	267.716 {126}	324.754 {104}	271.441 {124}	766.490 { 44}
IS Ref	(Y_2243)	(Y_2243)	(Y_3600)	(Y_3600)	(Y_3600)	(Y_3710)
Units	ppb	ppb	ppb	ppb	ppb	ppb
Avg	**.3552**	**3.920**	**.1037**	**4.874**	**69.77**	**1213.**
Stddev	.0707	.148	.3147	.201	12.53	61.
%RSD	19.91	3.770	303.5	4.131	17.96	5.018
#1	.3027	4.035	.3707	4.714	60.73	1249.
#2	.3272	3.754	.1837	4.807	64.50	1248.
#3	.4356	3.973	-.2433	5.100	84.07	1143.
Check ?	Chk Pass	Chk Pass	Chk Pass	Chk Pass	Chk Pass	Chk Pass
High Limit						
Low Limit						

Elem	Mg2790	Mn2576	Na5895	Ni2316	Pb2203	Sb2068
Line	279.079 {121}	257.610 {131}	589.592 { 57}	231.604 {446}	220.353 {453}	206.833 {463}
IS Ref	(Y_3600)	(Y_3600)	(Y_3710)	(Y_2243)	(Y_2243)	(Y_2243)
Units	ppb	ppb	ppb	ppb	ppb	ppb
Avg	**1420.**	**316.2**	F **282600.**	**3.020**	**8.783**	**-.3127**
Stddev	20.	2.3	646.	.301	1.166	1.327
%RSD	1.410	.7243	.2287	9.953	13.27	424.3
#1	1401.	313.8	281800.	3.216	9.926	-1.766
#2	1418.	316.4	283000.	3.171	7.596	.8335
#3	1441.	318.4	283000.	2.674	8.826	-.0055
Check ?	Chk Pass	Chk Pass	Chk Fail	Chk Pass	Chk Pass	Chk Pass
High Limit			250000.			
Low Limit			-5000.			

Sample Name: 460-127041-d-2-g@5 Acquired: 1/22/2017 18:21:51 Type: Unk
Method: BC011117(v8) Mode: CONC Corr. Factor: 1.000000
User: admin Custom ID1: Custom ID2: Custom ID3:
Comment:

Elem	Se196	Tl1908	V_2924	Zn2062	B_2089	Mo2020
Line	196.090 {472}	190.856 {477}	292.402 {115}	206.200 {463}	208.959 {461}	202.030 {467}
IS Ref	(Y_2243)	(Y_2243)	(Y_3600)	(Y_2243)	(Y_2243)	(Y_2243)
Units	ppb	ppb	ppb	ppb	ppb	ppb
Avg	**-4.290**	**5.785**	**-.2219**	**41.47**	**26.29**	**-.3480**
Stddev	3.005	1.680	.1207	.18	.66	.2748
%RSD	70.06	29.04	54.38	.4403	2.511	78.97
#1	-6.543	6.638	-.0896	41.59	27.04	-.2223
#2	-5.449	3.850	-.2501	41.56	26.05	-.6632
#3	-.8772	6.869	-.3259	41.26	25.79	-.1585
Check ?	Chk Pass	Chk Pass	Chk Pass	Chk Pass	Chk Pass	Chk Pass
High Limit						
Low Limit						

Elem	Sn1899	Sr4077	Ti3349	Si2881
Line	189.989 {477}	407.771 { 83}	334.941 {101}	288.158 {117}
IS Ref	(Y_2243)	(Y_3710)	(Y_3600)	(Y_2243)
Units	ppb	ppb	ppb	ppb
Avg	**.4808**	**54.86**	**.5872**	**468.1**
Stddev	1.160	.13	.0319	26.5
%RSD	241.2	.2321	5.425	5.659
#1	.1271	54.74	.5779	481.4
#2	-.4609	54.84	.5610	485.4
#3	1.776	55.00	.6226	437.6
Check ?	Chk Pass	Chk Pass	Chk Pass	Chk Pass
High Limit				
Low Limit				

Int. Std.	Y_2243	Y_3600	Y_3710
Line	224.306 {450}	360.073 { 94}	371.030 { 91}
Units	Cts/S	Cts/S	Cts/S
Avg	**4120.1**	**19860.**	**7223.2**
Stddev	21.8	271.	140.4
%RSD	.52988	1.3626	1.9436
#1	4144.5	20171.	7280.9
#2	4102.5	19682.	7325.6
#3	4113.2	19726.	7063.2

Sample Name: 460-127045-c-1-b@5 Acquired: 1/22/2017 18:25:40 Type: Unk
Method: BC011117(v8) Mode: CONC Corr. Factor: 1.000000
User: admin Custom ID1: Custom ID2: Custom ID3:
Comment:

Elem	Al3961	As1890	Ag3280	Ba2335	Be3130	Ca3181
Line	396.152 { 85}	189.042 {478}	328.068 {103}	233.527 {445}	313.042 {108}	318.128 {106}
IS Ref	(Y_3710)	(Y_2243)	(Y_3600)	(Y_2243)	(Y_3710)	(Y_3600)
Units	ppb	ppb	ppb	ppb	ppb	ppb
Avg	**50.12**	**3.899**	**-.3954**	**68.99**	**.0521**	**14290.**
Stddev	11.43	.952	.6159	.49	.1075	11.
%RSD	22.81	24.43	155.8	.7061	206.3	.0794
#1	48.17	3.661	-.9790	68.53	.1102	14310.
#2	62.40	4.947	-.4557	68.94	-.0719	14280.
#3	39.79	3.088	.2484	69.50	.1181	14290.
Check ?	Chk Pass	Chk Pass	Chk Pass	Chk Pass	Chk Pass	Chk Pass
High Limit						
Low Limit						

Elem	Cd2265	Co2286	Cr2677	Cu3247	Fe2714	K_7664
Line	226.502 {449}	228.616 {447}	267.716 {126}	324.754 {104}	271.441 {124}	766.490 { 44}
IS Ref	(Y_2243)	(Y_2243)	(Y_3600)	(Y_3600)	(Y_3600)	(Y_3710)
Units	ppb	ppb	ppb	ppb	ppb	ppb
Avg	**.0951**	**3.402**	**-.0564**	**4.606**	**33.05**	**383.3**
Stddev	.0533	.076	.3578	.340	8.13	35.6
%RSD	55.99	2.243	634.0	7.379	24.61	9.283
#1	.0352	3.417	.3328	4.272	29.89	361.2
#2	.1130	3.319	-.1310	4.596	42.28	424.3
#3	.1371	3.470	-.3711	4.951	26.97	364.3
Check ?	Chk Pass	Chk Pass	Chk Pass	Chk Pass	Chk Pass	Chk Pass
High Limit						
Low Limit						

Elem	Mg2790	Mn2576	Na5895	Ni2316	Pb2203	Sb2068
Line	279.079 {121}	257.610 {131}	589.592 { 57}	231.604 {446}	220.353 {453}	206.833 {463}
IS Ref	(Y_3600)	(Y_3600)	(Y_3710)	(Y_2243)	(Y_2243)	(Y_2243)
Units	ppb	ppb	ppb	ppb	ppb	ppb
Avg	**938.7**	**512.1**	F **299700.**	**2.511**	**9.667**	**-1.390**
Stddev	6.9	1.2	1434.	.321	.304	1.759
%RSD	.7355	.2418	.4786	12.78	3.150	126.6
#1	937.8	513.4	298200.	2.877	9.735	-.6836
#2	932.3	512.1	299900.	2.376	9.335	-3.393
#3	946.0	510.9	301000.	2.280	9.932	-.0934
Check ?	Chk Pass	Chk Pass	Chk Fail	Chk Pass	Chk Pass	Chk Pass
High Limit			250000.			
Low Limit			-5000.			

Sample Name: 460-127045-c-1-b@5 Acquired: 1/22/2017 18:25:40 Type: Unk
Method: BC011117(v8) Mode: CONC Corr. Factor: 1.000000
User: admin Custom ID1: Custom ID2: Custom ID3:
Comment:

Elem	Se196	Tl1908	V_2924	Zn2062	B_2089	Mo2020
Line	196.090 {472}	190.856 {477}	292.402 {115}	206.200 {463}	208.959 {461}	202.030 {467}
IS Ref	(Y_2243)	(Y_2243)	(Y_3600)	(Y_2243)	(Y_2243)	(Y_2243)
Units	ppb	ppb	ppb	ppb	ppb	ppb
Avg	**-5.335**	**1.658**	**.1470**	**24.30**	**38.86**	**-.2431**
Stddev	2.351	2.926	.3704	.10	.23	.2301
%RSD	44.07	176.4	252.0	.3954	.6037	94.63
#1	-4.604	-.0164	.3014	24.19	39.10	-.1589
#2	-7.964	-.0449	-.2757	24.35	38.85	-.0670
#3	-3.436	5.037	.4151	24.36	38.63	-.5035
Check ?	Chk Pass	Chk Pass	Chk Pass	Chk Pass	Chk Pass	Chk Pass
High Limit						
Low Limit						

Elem	Sn1899	Sr4077	Ti3349	Si2881
Line	189.989 {477}	407.771 { 83}	334.941 {101}	288.158 {117}
IS Ref	(Y_2243)	(Y_3710)	(Y_3600)	(Y_2243)
Units	ppb	ppb	ppb	ppb
Avg	**-.4919**	**30.01**	**1.296**	**229.8**
Stddev	.4645	.16	.280	27.0
%RSD	94.43	.5371	21.62	11.73
#1	-.6549	29.84	1.091	218.5
#2	-.8529	30.16	1.615	210.4
#3	.0321	30.03	1.181	260.6
Check ?	Chk Pass	Chk Pass	Chk Pass	Chk Pass
High Limit				
Low Limit				

Int. Std.	Y_2243	Y_3600	Y_3710
Line	224.306 {450}	360.073 { 94}	371.030 { 91}
Units	Cts/S	Cts/S	Cts/S
Avg	**4080.7**	**19765.**	**7098.1**
Stddev	16.7	38.	58.0
%RSD	.40863	.19045	.81697
#1	4091.0	19734.	7125.2
#2	4089.6	19754.	7031.5
#3	4061.5	19807.	7137.6

Sample Name: 460-127045-c-2-b@5 Acquired: 1/22/2017 18:29:31 Type: Unk
Method: BC011117(v8) Mode: CONC Corr. Factor: 1.000000
User: admin Custom ID1: Custom ID2: Custom ID3:
Comment:

Elem	Al3961	As1890	Ag3280	Ba2335	Be3130	Ca3181
Line	396.152 { 85}	189.042 {478}	328.068 {103}	233.527 {445}	313.042 {108}	318.128 {106}
IS Ref	(Y_3710)	(Y_2243)	(Y_3600)	(Y_2243)	(Y_3710)	(Y_3600)
Units	ppb	ppb	ppb	ppb	ppb	ppb
Avg	**43.02**	**6.268**	**-.6089**	**53.56**	**.1244**	**10700.**
Stddev	20.19	1.829	.2395	.29	.0902	125.
%RSD	46.92	29.18	39.34	.5468	72.57	1.164
#1	65.18	7.344	-.6842	53.23	.2282	10670.
#2	25.67	4.156	-.3407	53.71	.0798	10600.
#3	38.22	7.304	-.8016	53.75	.0651	10840.
Check ?	Chk Pass	Chk Pass	Chk Pass	Chk Pass	Chk Pass	Chk Pass
High Limit						
Low Limit						

Elem	Cd2265	Co2286	Cr2677	Cu3247	Fe2714	K_7664
Line	226.502 {449}	228.616 {447}	267.716 {126}	324.754 {104}	271.441 {124}	766.490 { 44}
IS Ref	(Y_2243)	(Y_2243)	(Y_3600)	(Y_3600)	(Y_3600)	(Y_3710)
Units	ppb	ppb	ppb	ppb	ppb	ppb
Avg	**.1782**	**2.489**	**.3204**	**3.472**	**37.89**	**357.1**
Stddev	.1214	.077	.4331	.452	9.48	17.3
%RSD	68.15	3.108	135.2	13.03	25.04	4.840
#1	.3183	2.412	.4789	2.963	27.63	352.6
#2	.1125	2.567	.6520	3.826	46.33	342.4
#3	.1037	2.489	-.1696	3.628	39.70	376.1
Check ?	Chk Pass	Chk Pass	Chk Pass	Chk Pass	Chk Pass	Chk Pass
High Limit						
Low Limit						

Elem	Mg2790	Mn2576	Na5895	Ni2316	Pb2203	Sb2068
Line	279.079 {121}	257.610 {131}	589.592 { 57}	231.604 {446}	220.353 {453}	206.833 {463}
IS Ref	(Y_3600)	(Y_3600)	(Y_3710)	(Y_2243)	(Y_2243)	(Y_2243)
Units	ppb	ppb	ppb	ppb	ppb	ppb
Avg	**847.9**	**445.1**	F **298700.**	**2.433**	**23.11**	**1.509**
Stddev	10.2	3.0	587.	.263	.77	1.068
%RSD	1.202	.6764	.1963	10.82	3.322	70.80
#1	850.6	443.4	298100.	2.182	23.09	2.741
#2	836.6	443.4	299200.	2.410	22.35	.8596
#3	856.4	448.6	298900.	2.707	23.88	.9249
Check ?	Chk Pass	Chk Pass	Chk Fail	Chk Pass	Chk Pass	Chk Pass
High Limit			250000.			
Low Limit			-5000.			

Sample Name: 460-127045-c-2-b@5 Acquired: 1/22/2017 18:29:31 Type: Unk
Method: BC011117(v8) Mode: CONC Corr. Factor: 1.000000
User: admin Custom ID1: Custom ID2: Custom ID3:
Comment:

Elem	Se196	Tl1908	V_2924	Zn2062	B_2089	Mo2020
Line	196.090 {472}	190.856 {477}	292.402 {115}	206.200 {463}	208.959 {461}	202.030 {467}
IS Ref	(Y_2243)	(Y_2243)	(Y_3600)	(Y_2243)	(Y_2243)	(Y_2243)
Units	ppb	ppb	ppb	ppb	ppb	ppb
Avg	**-1.343**	**3.967**	**.4414**	**22.56**	**18.54**	**-.2720**
Stddev	5.518	3.478	.1796	.29	.41	.6553
%RSD	411.0	87.67	40.69	1.306	2.188	240.9
#1	3.218	7.982	.5363	22.22	18.93	-.7023
#2	-7.477	2.001	.5536	22.74	18.57	-.5960
#3	.2312	1.917	.2342	22.73	18.12	.4822
Check ?	Chk Pass	Chk Pass	Chk Pass	Chk Pass	Chk Pass	Chk Pass
High Limit						
Low Limit						

Elem	Sn1899	Sr4077	Ti3349	Si2881
Line	189.989 {477}	407.771 { 83}	334.941 {101}	288.158 {117}
IS Ref	(Y_2243)	(Y_3710)	(Y_3600)	(Y_2243)
Units	ppb	ppb	ppb	ppb
Avg	**.3664**	**23.61**	**1.234**	**203.5**
Stddev	.4567	.14	.167	10.8
%RSD	124.6	.5782	13.50	5.298
#1	.0556	23.77	1.423	208.3
#2	.1529	23.55	1.110	211.1
#3	.8907	23.52	1.169	191.2
Check ?	Chk Pass	Chk Pass	Chk Pass	Chk Pass
High Limit				
Low Limit				

Int. Std.	Y_2243	Y_3600	Y_3710
Line	224.306 {450}	360.073 { 94}	371.030 { 91}
Units	Cts/S	Cts/S	Cts/S
Avg	**4043.5**	**19497.**	**6873.0**
Stddev	8.8	288.	100.2
%RSD	.21767	1.4795	1.4584
#1	4037.5	19479.	6964.4
#2	4053.6	19795.	6888.8
#3	4039.4	19218.	6765.8

Sample Name: 460-127039-a-1-f@5 Acquired: 1/22/2017 18:33:20 Type: Unk
Method: BC011117(v8) Mode: CONC Corr. Factor: 1.000000
User: admin Custom ID1: Custom ID2: Custom ID3:
Comment:

Elem	Al3961	As1890	Ag3280	Ba2335	Be3130	Ca3181
Line	396.152 { 85}	189.042 {478}	328.068 {103}	233.527 {445}	313.042 {108}	318.128 {106}
IS Ref	(Y_3710)	(Y_2243)	(Y_3600)	(Y_2243)	(Y_3710)	(Y_3600)
Units	ppb	ppb	ppb	ppb	ppb	ppb
Avg	k **104500.**	s **1.960**	k **-.2301**	s **21.84**	k **.1135**	**913.4**
Stddev	308.	2.135	.2952	1.41	.0283	15.3
%RSD	.2943	108.9	128.3	6.447	24.98	1.671
#1	104200.	2.884	.0952	20.94	.1334	916.6
#2	k 104800.	s 3.477	k -.3044	s 23.46	k .0810	926.9
#3	104500.	-.4808	-.4809	21.12	.1260	896.8
Check ?	Chk Pass	Chk Pass	Chk Pass	Chk Pass	Chk Pass	Chk Pass
High Limit						
Low Limit						

Elem	Cd2265	Co2286	Cr2677	Cu3247	Fe2714	K_7664
Line	226.502 {449}	228.616 {447}	267.716 {126}	324.754 {104}	271.441 {124}	766.490 { 44}
IS Ref	(Y_2243)	(Y_2243)	(Y_3600)	(Y_3600)	(Y_3600)	(Y_3710)
Units	ppb	ppb	ppb	ppb	ppb	ppb
Avg	s **-.1329**	s **.2320**	k **6.445**	k **7.571**	k **76.80**	k **239.2**
Stddev	.0671	.1490	.335	.769	9.05	15.2
%RSD	50.45	64.21	5.204	10.15	11.79	6.371
#1	-.0564	.1469	6.380	8.425	87.21	237.0
#2	s -.1812	s .4040	k 6.808	k 7.354	k 70.75	k 225.2
#3	-.1613	.1451	6.147	6.934	72.45	255.5
Check ?	Chk Pass	Chk Pass	Chk Pass	Chk Pass	Chk Pass	Chk Pass
High Limit						
Low Limit						

Elem	Mg2790	Mn2576	Na5895	Ni2316	Pb2203	Sb2068
Line	279.079 {121}	257.610 {131}	589.592 { 57}	231.604 {446}	220.353 {453}	206.833 {463}
IS Ref	(Y_3600)	(Y_3600)	(Y_3710)	(Y_2243)	(Y_2243)	(Y_2243)
Units	ppb	ppb	ppb	ppb	ppb	ppb
Avg	k **144.2**	k **4.875**	kF **285700.**	s **42.79**	s **9.137**	s **-1.162**
Stddev	5.1	.080	492.	2.95	2.596	2.646
%RSD	3.547	1.630	.1721	6.895	28.41	227.7
#1	143.5	4.887	286000.	41.30	10.99	-3.712
#2	k 149.7	k 4.947	k 286000.	s 46.19	s 6.171	s 1.571
#3	139.5	4.790	285200.	40.88	10.25	-1.347
Check ?	Chk Pass	Chk Pass	Chk Fail	Chk Pass	Chk Pass	Chk Pass
High Limit			250000.			
Low Limit			-5000.			

Sample Name: 460-127039-a-1-f@5 Acquired: 1/22/2017 18:33:20 Type: Unk
Method: BC011117(v8) Mode: CONC Corr. Factor: 1.000000
User: admin Custom ID1: Custom ID2: Custom ID3:
Comment:

Elem	Se196	Tl1908	V_2924	Zn2062	B_2089	Mo2020
Line	196.090 {472}	190.856 {477}	292.402 {115}	206.200 {463}	208.959 {461}	202.030 {467}
IS Ref	(Y_2243)	(Y_2243)	(Y_3600)	(Y_2243)	(Y_2243)	(Y_2243)
Units	ppb	ppb	ppb	ppb	ppb	ppb
Avg	s **2.257**	s **3.167**	k **-.2430**	s **30.25**	s **143.7**	s **.3759**
Stddev	3.022	2.705	.2504	2.34	10.3	.3940
%RSD	133.9	85.40	103.0	7.752	7.155	104.8
#1	3.765	3.052	-.0476	29.09	139.3	.8289
#2	s -1.222	s .5220	k -.5252	s 32.95	s 155.5	s .1856
#3	4.228	5.928	-.1561	28.71	136.4	.1132
Check ?	Chk Pass	Chk Pass	Chk Pass	Chk Pass	Chk Pass	Chk Pass
High Limit						
Low Limit						

Elem	Sn1899	Sr4077	Ti3349	Si2881
Line	189.989 {477}	407.771 { 83}	334.941 {101}	288.158 {117}
IS Ref	(Y_2243)	(Y_3710)	(Y_3600)	(Y_2243)
Units	ppb	ppb	ppb	ppb
Avg	s **.2953**	k **1.875**	k **85.48**	s **28.97**
Stddev	.8390	.106	.17	13.38
%RSD	284.1	5.630	.2023	46.16
#1	1.196	1.996	85.34	40.83
#2	s .1542	k 1.821	k 85.42	s 31.61
#3	-.4642	1.807	85.67	14.47
Check ?	Chk Pass	Chk Pass	Chk Pass	Chk Pass
High Limit				
Low Limit				

Int. Std.	Y_2243	Y_3600	Y_3710
Line	224.306 {450}	360.073 { 94}	371.030 { 91}
Units	Cts/S	Cts/S	Cts/S
Avg	^ *****	**19962.**	**7096.7**
Stddev	-----	166.	91.5
%RSD	-----	.83291	1.2894
#1	4155.2	19892.	7094.5
#2	^ -----	19843.	7006.4
#3	4194.9	20152.	7189.4

Sample Name: 460-127040-a-1-h@5 Acquired: 1/22/2017 18:37:11 Type: Unk
Method: BC011117(v8) Mode: CONC Corr. Factor: 1.000000
User: admin Custom ID1: Custom ID2: Custom ID3:
Comment:

Elem	Al3961	As1890	Ag3280	Ba2335	Be3130	Ca3181
Line	396.152 { 85}	189.042 {478}	328.068 {103}	233.527 {445}	313.042 {108}	318.128 {106}
IS Ref	(Y_3710)	(Y_2243)	(Y_3600)	(Y_2243)	(Y_3710)	(Y_3600)
Units	ppb	ppb	ppb	ppb	ppb	ppb
Avg	**93.66**	**1.768**	**-.2701**	**379.7**	**.0612**	**570.5**
Stddev	7.95	.640	.1480	1.6	.1253	4.2
%RSD	8.483	36.21	54.79	.4081	204.9	.7380
#1	102.8	1.737	-.1001	378.3	.1306	568.6
#2	90.01	1.144	-.3702	381.4	-.0835	567.6
#3	88.20	2.424	-.3400	379.6	.1364	575.3
Check ?	Chk Pass	Chk Pass	Chk Pass	Chk Pass	Chk Pass	Chk Pass
High Limit						
Low Limit						

Elem	Cd2265	Co2286	Cr2677	Cu3247	Fe2714	K_7664
Line	226.502 {449}	228.616 {447}	267.716 {126}	324.754 {104}	271.441 {124}	766.490 { 44}
IS Ref	(Y_2243)	(Y_2243)	(Y_3600)	(Y_3600)	(Y_3600)	(Y_3710)
Units	ppb	ppb	ppb	ppb	ppb	ppb
Avg	**1.317**	**.9919**	**1.209**	**623.4**	**1763.**	**229.6**
Stddev	.029	.0900	.437	5.5	19.	67.5
%RSD	2.215	9.074	36.12	.8862	1.096	29.40
#1	1.327	.9008	1.590	618.8	1743.	151.7
#2	1.284	1.081	.7322	622.0	1781.	271.3
#3	1.339	.9941	1.305	629.5	1764.	265.7
Check ?	Chk Pass	Chk Pass	Chk Pass	Chk Pass	Chk Pass	Chk Pass
High Limit						
Low Limit						

Elem	Mg2790	Mn2576	Na5895	Ni2316	Pb2203	Sb2068
Line	279.079 {121}	257.610 {131}	589.592 { 57}	231.604 {446}	220.353 {453}	206.833 {463}
IS Ref	(Y_3600)	(Y_3600)	(Y_3710)	(Y_2243)	(Y_2243)	(Y_2243)
Units	ppb	ppb	ppb	ppb	ppb	ppb
Avg	**90.76**	**72.86**	F **301700.**	**12.06**	**14.34**	**-.5231**
Stddev	2.62	.86	658.	.17	.74	1.511
%RSD	2.891	1.176	.2181	1.397	5.132	288.9
#1	92.54	71.90	301800.	12.03	13.51	-1.846
#2	92.00	73.56	302300.	12.24	14.92	1.124
#3	87.75	73.11	301000.	11.90	14.60	-.8472
Check ?	Chk Pass	Chk Pass	Chk Fail	Chk Pass	Chk Pass	Chk Pass
High Limit			250000.			
Low Limit			-5000.			

Sample Name: 460-127040-a-1-h@5 Acquired: 1/22/2017 18:37:11 Type: Unk
Method: BC011117(v8) Mode: CONC Corr. Factor: 1.000000
User: admin Custom ID1: Custom ID2: Custom ID3:
Comment:

Elem	Se196	Tl1908	V_2924	Zn2062	B_2089	Mo2020
Line	196.090 {472}	190.856 {477}	292.402 {115}	206.200 {463}	208.959 {461}	202.030 {467}
IS Ref	(Y_2243)	(Y_2243)	(Y_3600)	(Y_2243)	(Y_2243)	(Y_2243)
Units	ppb	ppb	ppb	ppb	ppb	ppb
Avg	**-2.110**	**.8042**	**.0494**	F **19250.**	**70.41**	**.3735**
Stddev	.849	2.647	.4295	99.	.66	.3034
%RSD	40.22	329.2	869.8	.5141	.9310	81.24
#1	-2.776	.7677	.3055	19150.	70.03	.2466
#2	-1.155	3.470	-.4465	19340.	70.03	.1541
#3	-2.399	-1.825	.2891	19270.	71.17	.7197
Check ?	Chk Pass	Chk Pass	Chk Pass	Chk Fail	Chk Pass	Chk Pass
High Limit				5000.		
Low Limit				-50.00		

Elem	Sn1899	Sr4077	Ti3349	Si2881
Line	189.989 {477}	407.771 { 83}	334.941 {101}	288.158 {117}
IS Ref	(Y_2243)	(Y_3710)	(Y_3600)	(Y_2243)
Units	ppb	ppb	ppb	ppb
Avg	**.6362**	**7.966**	**.7498**	**489.1**
Stddev	.2634	.180	.0709	10.3
%RSD	41.40	2.264	9.453	2.114
#1	.4818	7.946	.6690	488.0
#2	.9403	8.156	.7788	479.4
#3	.4864	7.796	.8016	500.0
Check ?	Chk Pass	Chk Pass	Chk Pass	Chk Pass
High Limit				
Low Limit				

Int. Std.	Y_2243	Y_3600	Y_3710
Line	224.306 {450}	360.073 { 94}	371.030 { 91}
Units	Cts/S	Cts/S	Cts/S
Avg	**4134.1**	**19974.**	**7124.6**
Stddev	17.6	146.	33.4
%RSD	.42512	.72906	.46879
#1	4151.1	20089.	7120.0
#2	4116.0	19810.	7093.7
#3	4135.2	20023.	7160.0

Sample Name: 460-127046-a-1-b@5 Acquired: 1/22/2017 18:40:59 Type: Unk
Method: BC011117(v8) Mode: CONC Corr. Factor: 1.000000
User: admin Custom ID1: Custom ID2: Custom ID3:
Comment:

Elem	Al3961	As1890	Ag3280	Ba2335	Be3130	Ca3181
Line	396.152 { 85}	189.042 {478}	328.068 {103}	233.527 {445}	313.042 {108}	318.128 {106}
IS Ref	(Y_3710)	(Y_2243)	(Y_3600)	(Y_2243)	(Y_3710)	(Y_3600)
Units	ppb	ppb	ppb	ppb	ppb	ppb
Avg	**16.37**	**1.173**	**-.2208**	**102.7**	**.1256**	**50590.**
Stddev	8.62	.208	.2347	.3	.1039	75.
%RSD	52.64	17.76	106.3	.3308	82.72	.1475
#1	16.11	.9339	-.0726	102.6	.0255	50610.
#2	25.11	1.314	-.4914	102.5	.1183	50660.
#3	7.881	1.271	-.0984	103.1	.2330	50520.
Check ?	Chk Pass	Chk Pass	Chk Pass	Chk Pass	Chk Pass	Chk Pass
High Limit						
Low Limit						

Elem	Cd2265	Co2286	Cr2677	Cu3247	Fe2714	K_7664
Line	226.502 {449}	228.616 {447}	267.716 {126}	324.754 {104}	271.441 {124}	766.490 { 44}
IS Ref	(Y_2243)	(Y_2243)	(Y_3600)	(Y_3600)	(Y_3600)	(Y_3710)
Units	ppb	ppb	ppb	ppb	ppb	ppb
Avg	**27.44**	**4.297**	**10.83**	**48.08**	**330.1**	**1407.**
Stddev	.23	.083	.38	.24	10.7	52.
%RSD	.8465	1.928	3.540	.5006	3.243	3.674
#1	27.20	4.280	10.70	48.11	318.6	1439.
#2	27.67	4.387	11.26	47.82	331.9	1435.
#3	27.45	4.224	10.53	48.30	339.8	1348.
Check ?	Chk Pass	Chk Pass	Chk Pass	Chk Pass	Chk Pass	Chk Pass
High Limit						
Low Limit						

Elem	Mg2790	Mn2576	Na5895	Ni2316	Pb2203	Sb2068
Line	279.079 {121}	257.610 {131}	589.592 { 57}	231.604 {446}	220.353 {453}	206.833 {463}
IS Ref	(Y_3600)	(Y_3600)	(Y_3710)	(Y_2243)	(Y_2243)	(Y_2243)
Units	ppb	ppb	ppb	ppb	ppb	ppb
Avg	**1663.**	**417.2**	F **283800.**	**16.68**	**6019.**	**58.37**
Stddev	15.	.9	1453.	.06	13.	1.80
%RSD	.9024	.2225	.5119	.3373	.2215	3.085
#1	1651.	416.8	282100.	16.74	6032.	58.66
#2	1658.	418.2	284700.	16.63	6005.	60.01
#3	1680.	416.5	284500.	16.67	6020.	56.44
Check ?	Chk Pass	Chk Pass	Chk Fail	Chk Pass	Chk Pass	Chk Pass
High Limit			250000.			
Low Limit			-5000.			

Sample Name: 460-127046-a-1-b@5 Acquired: 1/22/2017 18:40:59 Type: Unk
Method: BC011117(v8) Mode: CONC Corr. Factor: 1.000000
User: admin Custom ID1: Custom ID2: Custom ID3:
Comment:

Elem	Se196	Tl1908	V_2924	Zn2062	B_2089	Mo2020
Line	196.090 {472}	190.856 {477}	292.402 {115}	206.200 {463}	208.959 {461}	202.030 {467}
IS Ref	(Y_2243)	(Y_2243)	(Y_3600)	(Y_2243)	(Y_2243)	(Y_2243)
Units	ppb	ppb	ppb	ppb	ppb	ppb
Avg	**-2.634**	**.2182**	**.0586**	F **72370.**	**32.72**	**-.2059**
Stddev	.301	3.156	.4485	229.	.66	.0509
%RSD	11.42	1447.	765.1	.3158	2.023	24.73
#1	-2.300	-3.426	.3093	72190.	31.98	-.1781
#2	-2.884	1.994	.3258	72290.	33.24	-.1749
#3	-2.717	2.086	-.4592	72630.	32.95	-.2647
Check ?	Chk Pass	Chk Pass	Chk Pass	Chk Fail	Chk Pass	Chk Pass
High Limit				5000.		
Low Limit				-50.00		

Elem	Sn1899	Sr4077	Ti3349	Si2881
Line	189.989 {477}	407.771 { 83}	334.941 {101}	288.158 {117}
IS Ref	(Y_2243)	(Y_3710)	(Y_3600)	(Y_2243)
Units	ppb	ppb	ppb	ppb
Avg	**.8404**	**233.5**	**1.565**	**1542.**
Stddev	.6687	.7	.011	7.
%RSD	79.57	.3188	.7020	.4681
#1	.1564	232.7	1.577	1550.
#2	1.493	234.1	1.563	1541.
#3	.8721	233.7	1.556	1536.
Check ?	Chk Pass	Chk Pass	Chk Pass	Chk Pass
High Limit				
Low Limit				

Int. Std.	Y_2243	Y_3600	Y_3710
Line	224.306 {450}	360.073 { 94}	371.030 { 91}
Units	Cts/S	Cts/S	Cts/S
Avg	**4082.4**	**19822.**	**7087.4**
Stddev	10.5	67.	68.0
%RSD	.25749	.33753	.95972
#1	4079.6	19748.	7098.7
#2	4094.0	19840.	7014.4
#3	4073.5	19879.	7149.1

Sample Name: lb 460-415621/1-b@5 Acquired: 1/22/2017 18:44:55 Type: Unk
Method: BC011117(v8) Mode: CONC Corr. Factor: 1.000000
User: admin Custom ID1: Custom ID2: Custom ID3:
Comment:

Elem	Al3961	As1890	Ag3280	Ba2335	Be3130	Ca3181
Line	396.152 { 85}	189.042 {478}	328.068 {103}	233.527 {445}	313.042 {108}	318.128 {106}
IS Ref	(Y_3710)	(Y_2243)	(Y_3600)	(Y_2243)	(Y_3710)	(Y_3600)
Units	ppb	ppb	ppb	ppb	ppb	ppb
Avg	**-10.90**	**.6327**	**-.2286**	**-.0738**	**.0272**	**6.136**
Stddev	20.28	1.950	.2268	.1447	.0666	4.210
%RSD	186.0	308.2	99.20	196.2	244.7	68.61
#1	7.292	1.478	-.3406	-.2326	-.0448	3.414
#2	-32.76	-1.597	.0324	-.0391	.0399	4.009
#3	-7.236	2.018	-.3776	.0505	.0866	10.99
Check ?	Chk Pass	Chk Pass	Chk Pass	Chk Pass	Chk Pass	Chk Pass
High Limit						
Low Limit						

Elem	Cd2265	Co2286	Cr2677	Cu3247	Fe2714	K_7664
Line	226.502 {449}	228.616 {447}	267.716 {126}	324.754 {104}	271.441 {124}	766.490 { 44}
IS Ref	(Y_2243)	(Y_2243)	(Y_3600)	(Y_3600)	(Y_3600)	(Y_3710)
Units	ppb	ppb	ppb	ppb	ppb	ppb
Avg	**-.0289**	**-.2356**	**.0172**	**.5949**	**3.016**	**50.00**
Stddev	.0628	.1623	.1650	.2070	5.729	67.47
%RSD	217.3	68.90	957.1	34.80	190.0	134.9
#1	.0432	-.3283	-.1578	.3831	-3.583	-24.55
#2	-.0717	-.0481	.1700	.6048	5.909	67.69
#3	-.0582	-.3303	.0396	.7968	6.721	106.9
Check ?	Chk Pass	Chk Pass	Chk Pass	Chk Pass	Chk Pass	Chk Pass
High Limit						
Low Limit						

Elem	Mg2790	Mn2576	Na5895	Ni2316	Pb2203	Sb2068
Line	279.079 {121}	257.610 {131}	589.592 { 57}	231.604 {446}	220.353 {453}	206.833 {463}
IS Ref	(Y_3600)	(Y_3600)	(Y_3710)	(Y_2243)	(Y_2243)	(Y_2243)
Units	ppb	ppb	ppb	ppb	ppb	ppb
Avg	**-2.074**	**.0098**	F **296200.**	**1.623**	**.3939**	**-.5627**
Stddev	5.760	.0451	510.	.566	.5093	.5693
%RSD	277.7	460.0	.1721	34.85	129.3	101.2
#1	3.076	.0498	295600.	1.678	.6467	-.7108
#2	-1.005	-.0391	296400.	1.032	.7273	-1.043
#3	-8.294	.0187	296500.	2.160	-.1924	.0660
Check ?	Chk Pass	Chk Pass	Chk Fail	Chk Pass	Chk Pass	Chk Pass
High Limit			250000.			
Low Limit			-5000.			

Sample Name: lb 460-415621/1-b@5 Acquired: 1/22/2017 18:44:55 Type: Unk
Method: BC011117(v8) Mode: CONC Corr. Factor: 1.000000
User: admin Custom ID1: Custom ID2: Custom ID3:
Comment:

Elem	Se196	Tl1908	V_2924	Zn2062	B_2089	Mo2020
Line	196.090 {472}	190.856 {477}	292.402 {115}	206.200 {463}	208.959 {461}	202.030 {467}
IS Ref	(Y_2243)	(Y_2243)	(Y_3600)	(Y_2243)	(Y_2243)	(Y_2243)
Units	ppb	ppb	ppb	ppb	ppb	ppb
Avg	**-3.628**	**4.191**	**-.0589**	**8.915**	**2.453**	**-.2818**
Stddev	3.945	3.214	.5035	6.284	.257	.0941
%RSD	108.7	76.68	855.2	70.48	10.47	33.41
#1	-.3530	1.108	-.6240	16.12	2.582	-.3751
#2	-2.524	7.521	.3421	6.082	2.157	-.2833
#3	-8.007	3.944	.1053	4.547	2.620	-.1869
Check ?	Chk Pass	Chk Pass	Chk Pass	Chk Pass	Chk Pass	Chk Pass
High Limit						
Low Limit						

Elem	Sn1899	Sr4077	Ti3349	Si2881
Line	189.989 {477}	407.771 { 83}	334.941 {101}	288.158 {117}
IS Ref	(Y_2243)	(Y_3710)	(Y_3600)	(Y_2243)
Units	ppb	ppb	ppb	ppb
Avg	**-.0259**	**-.0377**	**.0901**	**-22.59**
Stddev	.1159	.1118	.1922	14.16
%RSD	446.5	296.2	213.3	62.71
#1	.1017	-.0223	.2028	-16.37
#2	-.1244	.0656	.1993	-38.79
#3	-.0552	-.1565	-.1318	-12.59
Check ?	Chk Pass	Chk Pass	Chk Pass	Chk Pass
High Limit				
Low Limit				

Int. Std.	Y_2243	Y_3600	Y_3710
Line	224.306 {450}	360.073 { 94}	371.030 { 91}
Units	Cts/S	Cts/S	Cts/S
Avg	**4082.4**	**19870.**	**6989.4**
Stddev	7.9	126.	89.1
%RSD	.19448	.63278	1.2743
#1	4074.1	19747.	6908.7
#2	4083.1	19865.	6974.6
#3	4089.9	19998.	7085.0

Sample Name: 460-125601-a-7-e Acquired: 1/22/2017 18:48:48 Type: Unk
Method: BC011117(v8) Mode: CONC Corr. Factor: 1.000000
User: admin Custom ID1: Custom ID2: Custom ID3:
Comment:

Elem	Al3961	As1890	Ag3280	Ba2335	Be3130	Ca3181
Line	396.152 { 85}	189.042 {478}	328.068 {103}	233.527 {445}	313.042 {108}	318.128 {106}
IS Ref	(Y_3710)	(Y_2243)	(Y_3600)	(Y_2243)	(Y_3710)	(Y_3600)
Units	ppb	ppb	ppb	ppb	ppb	ppb
Avg	**4789.**	**2.001**	**-.6967**	**45.27**	**.3226**	**2983.**
Stddev	41.	2.680	.9263	.16	.0406	15.
%RSD	.8594	133.9	133.0	.3593	12.57	.4879
#1	4751.	.2711	-.4529	45.10	.3680	2975.
#2	4832.	5.088	.0834	45.30	.3099	3000.
#3	4784.	.6442	-1.721	45.42	.2900	2974.
Check ?	Chk Pass	Chk Pass	Chk Pass	Chk Pass	Chk Pass	Chk Pass
High Limit						
Low Limit						

Elem	Cd2265	Co2286	Cr2677	Cu3247	Fe2714	K_7664
Line	226.502 {449}	228.616 {447}	267.716 {126}	324.754 {104}	271.441 {124}	766.490 { 44}
IS Ref	(Y_2243)	(Y_2243)	(Y_3600)	(Y_3600)	(Y_3600)	(Y_3710)
Units	ppb	ppb	ppb	ppb	ppb	ppb
Avg	**-.0804**	**1.352**	**6.468**	**8.184**	**5246.**	**968.4**
Stddev	.1111	.152	.311	.542	36.	14.6
%RSD	138.2	11.27	4.815	6.620	.6774	1.507
#1	.0155	1.176	6.153	7.562	5212.	953.6
#2	-.2022	1.433	6.476	8.553	5283.	968.8
#3	-.0545	1.446	6.775	8.436	5243.	982.8
Check ?	Chk Pass	Chk Pass	Chk Pass	Chk Pass	Chk Pass	Chk Pass
High Limit						
Low Limit						

Elem	Mg2790	Mn2576	Na5895	Ni2316	Pb2203	Sb2068
Line	279.079 {121}	257.610 {131}	589.592 { 57}	231.604 {446}	220.353 {453}	206.833 {463}
IS Ref	(Y_3600)	(Y_3600)	(Y_3710)	(Y_2243)	(Y_2243)	(Y_2243)
Units	ppb	ppb	ppb	ppb	ppb	ppb
Avg	**588.5**	**62.63**	**23900.**	**3.495**	**-1.169**	**-.7365**
Stddev	11.8	.44	48.	.431	.870	.8110
%RSD	2.010	.7041	.2001	12.34	74.44	110.1
#1	585.9	62.12	23930.	3.456	-1.180	-.4110
#2	601.5	62.93	23840.	3.945	-.2931	-.1387
#3	578.2	62.84	23920.	3.085	-2.033	-1.660
Check ?	Chk Pass	Chk Pass	Chk Pass	Chk Pass	Chk Pass	Chk Pass
High Limit						
Low Limit						

Sample Name: 460-125601-a-7-e Acquired: 1/22/2017 18:48:48 Type: Unk
Method: BC011117(v8) Mode: CONC Corr. Factor: 1.000000
User: admin Custom ID1: Custom ID2: Custom ID3:
Comment:

Elem	Se196	Tl1908	V_2924	Zn2062	B_2089	Mo2020
Line	196.090 {472}	190.856 {477}	292.402 {115}	206.200 {463}	208.959 {461}	202.030 {467}
IS Ref	(Y_2243)	(Y_2243)	(Y_3600)	(Y_2243)	(Y_2243)	(Y_2243)
Units	ppb	ppb	ppb	ppb	ppb	ppb
Avg	**-3.504**	**2.530**	**11.13**	**12.06**	**89.24**	**.0547**
Stddev	.227	.933	.14	.03	.53	.1140
%RSD	6.492	36.85	1.262	.2314	.5993	208.4
#1	-3.761	2.429	10.98	12.05	88.94	.1659
#2	-3.329	1.653	11.13	12.09	88.91	-.0619
#3	-3.421	3.509	11.26	12.03	89.85	.0600
Check ?	Chk Pass	Chk Pass	Chk Pass	Chk Pass	Chk Pass	Chk Pass
High Limit						
Low Limit						

Elem	Sn1899	Sr4077	Ti3349	Si2881
Line	189.989 {477}	407.771 { 83}	334.941 {101}	288.158 {117}
IS Ref	(Y_2243)	(Y_3710)	(Y_3600)	(Y_2243)
Units	ppb	ppb	ppb	ppb
Avg	**.2107**	**5.922**	**153.6**	**5579.**
Stddev	.3008	.167	1.7	78.
%RSD	142.8	2.827	1.080	1.392
#1	.0933	5.971	152.8	5662.
#2	-.0137	5.736	155.5	5509.
#3	.5524	6.060	152.5	5565.
Check ?	Chk Pass	Chk Pass	Chk Pass	Chk Pass
High Limit				
Low Limit				

Int. Std.	Y_2243	Y_3600	Y_3710
Line	224.306 {450}	360.073 { 94}	371.030 { 91}
Units	Cts/S	Cts/S	Cts/S
Avg	**4248.5**	**20523.**	**7094.6**
Stddev	36.0	190.	114.1
%RSD	.84619	.92373	1.6076
#1	4220.5	20426.	7217.7
#2	4236.1	20401.	6992.4
#3	4289.1	20741.	7073.8

Sample Name: CCV Acquired: 1/22/2017 18:52:38 Type: QC
Method: BC011117(v8) Mode: CONC Corr. Factor: 1.000000
User: admin Custom ID1: Custom ID2: Custom ID3:
Comment:

Elem	Al3961	As1890	Ag3280	Ba2335	Be3130	Ca3181
Line	396.152 { 85}	189.042 {478}	328.068 {103}	233.527 {445}	313.042 {108}	318.128 {106}
IS Ref	(Y_3710)	(Y_2243)	(Y_3600)	(Y_2243)	(Y_3710)	(Y_3600)
Units	ppb	ppb	ppb	ppb	ppb	ppb
Avg	**120400.**	**2426.**	**1255.**	**9866.**	**931.4**	**119700.**
Stddev	193.	.	3.	32.	.2	859.
%RSD	.1605	.0083	.2444	.3289	.0202	.7182
#1	120200.	2426.	1256.	9896.	931.3	118700.
#2	120400.	2427.	1251.	9871.	931.6	120200.
#3	120600.	2426.	1257.	9832.	931.2	120100.
Check ?	Chk Pass	Chk Pass	Chk Pass	Chk Pass	Chk Pass	Chk Pass
Value						
Range						

Elem	Cd2265	Co2286	Cr2677	Cu3247	Fe2714	K_7664
Line	226.502 {449}	228.616 {447}	267.716 {126}	324.754 {104}	271.441 {124}	766.490 { 44}
IS Ref	(Y_2243)	(Y_2243)	(Y_3600)	(Y_3600)	(Y_3600)	(Y_3710)
Units	ppb	ppb	ppb	ppb	ppb	ppb
Avg	**1217.**	**2419.**	**4904.**	**12210.**	**96860.**	**50230.**
Stddev	2.	5.	24.	42.	464.	143.
%RSD	.1679	.2047	.4872	.3439	.4787	.2852
#1	1219.	2423.	4877.	12260.	96320.	50100.
#2	1217.	2420.	4921.	12190.	97120.	50210.
#3	1215.	2413.	4915.	12190.	97130.	50380.
Check ?	Chk Pass	Chk Pass	Chk Pass	Chk Pass	Chk Pass	Chk Pass
Value						
Range						

Elem	Mg2790	Mn2576	Na5895	Ni2316	Pb2203	Sb2068
Line	279.079 {121}	257.610 {131}	589.592 { 57}	231.604 {446}	220.353 {453}	206.833 {463}
IS Ref	(Y_3600)	(Y_3600)	(Y_3710)	(Y_2243)	(Y_2243)	(Y_2243)
Units	ppb	ppb	ppb	ppb	ppb	ppb
Avg	**119500.**	**4944.**	**126900.**	**2442.**	**7311.**	**966.5**
Stddev	844.	19.	262.	3.	13.	10.1
%RSD	.7060	.3802	.2063	.1292	.1752	1.043
#1	118600.	4922.	126800.	2444.	7323.	975.6
#2	120100.	4955.	126600.	2443.	7311.	968.1
#3	120000.	4954.	127100.	2438.	7298.	955.7
Check ?	Chk Pass	Chk Pass	Chk Pass	Chk Pass	Chk Pass	Chk Pass
Value						
Range						

Sample Name: CCV Acquired: 1/22/2017 18:52:38 Type: QC
Method: BC011117(v8) Mode: CONC Corr. Factor: 1.000000
User: admin Custom ID1: Custom ID2: Custom ID3:
Comment:

Elem	Se196	Tl1908	V_2924	Zn2062	B_2089	Mo2020
Line	196.090 {472}	190.856 {477}	292.402 {115}	206.200 {463}	208.959 {461}	202.030 {467}
IS Ref	(Y_2243)	(Y_2243)	(Y_3600)	(Y_2243)	(Y_2243)	(Y_2243)
Units	ppb	ppb	ppb	ppb	ppb	ppb
Avg	**2424.**	**2452.**	**2442.**	**2449.**	**972.4**	**2378.**
Stddev	5.	7.	6.	2.	5.2	8.
%RSD	.2042	.2917	.2322	.0730	.5325	.3373
#1	2423.	2455.	2436.	2450.	969.9	2387.
#2	2419.	2443.	2447.	2449.	969.0	2375.
#3	2429.	2457.	2443.	2447.	978.4	2372.
Check ?	Chk Pass	Chk Pass	Chk Pass	Chk Pass	Chk Pass	Chk Pass
Value						
Range						

Elem	Sn1899	Sr4077	Ti3349	Si2881
Line	189.989 {477}	407.771 { 83}	334.941 {101}	288.158 {117}
IS Ref	(Y_2243)	(Y_3710)	(Y_3600)	(Y_2243)
Units	ppb	ppb	ppb	ppb
Avg	**966.5**	**4935.**	**9777.**	**8231.**
Stddev	4.8	9.	8.	89.
%RSD	.4964	.1890	.0780	1.082
#1	965.2	4935.	9770.	8315.
#2	962.5	4925.	9777.	8138.
#3	971.8	4944.	9785.	8239.
Check ?	Chk Pass	Chk Pass	Chk Pass	None
Value				
Range				

Int. Std.	Y_2243	Y_3600	Y_3710
Line	224.306 {450}	360.073 { 94}	371.030 { 91}
Units	Cts/S	Cts/S	Cts/S
Avg	**3984.6**	**19437.**	**6911.4**
Stddev	6.1	158.	85.6
%RSD	.15268	.81240	1.2380
#1	3978.4	19616.	7009.0
#2	3984.9	19318.	6849.1
#3	3990.6	19377.	6876.2

Sample Name: CCB Acquired: 1/22/2017 18:56:07 Type: QC
Method: BC011117(v8) Mode: CONC Corr. Factor: 1.000000
User: admin Custom ID1: Custom ID2: Custom ID3:
Comment:

Elem	Al3961	As1890	Ag3280	Ba2335	Be3130	Ca3181
Line	396.152 { 85}	189.042 {478}	328.068 {103}	233.527 {445}	313.042 {108}	318.128 {106}
IS Ref	(Y_3710)	(Y_2243)	(Y_3600)	(Y_2243)	(Y_3710)	(Y_3600)
Units	ppb	ppb	ppb	ppb	ppb	ppb
Avg	**-1.541**	**-.1537**	**-.5918**	**.4755**	**.0497**	**20.42**
Stddev	5.668	.7439	.4758	.1275	.0696	16.27
%RSD	367.8	483.8	80.41	26.82	140.0	79.70
#1	-1.357	.2157	-1.014	.6207	.1208	38.65
#2	4.033	.3331	-.6851	.3813	.0464	15.22
#3	-7.299	-1.010	-.0762	.4247	-.0182	7.375
Check ?	Chk Pass	Chk Pass	Chk Pass	Chk Pass	Chk Pass	Chk Pass
High Limit						
Low Limit						

Elem	Cd2265	Co2286	Cr2677	Cu3247	Fe2714	K_7664
Line	226.502 {449}	228.616 {447}	267.716 {126}	324.754 {104}	271.441 {124}	766.490 { 44}
IS Ref	(Y_2243)	(Y_2243)	(Y_3600)	(Y_3600)	(Y_3600)	(Y_3710)
Units	ppb	ppb	ppb	ppb	ppb	ppb
Avg	**.0299**	**.3408**	**.6182**	**2.055**	**21.11**	**32.42**
Stddev	.1003	.1012	.9750	1.792	17.99	29.01
%RSD	335.0	29.70	157.7	87.20	85.20	89.49
#1	.1163	.3914	1.739	4.118	41.34	22.97
#2	.0534	.2242	-.0324	1.158	15.07	64.97
#3	-.0800	.4066	.1478	.8888	6.924	9.310
Check ?	Chk Pass	Chk Pass	Chk Pass	Chk Pass	Chk Pass	Chk Pass
High Limit						
Low Limit						

Elem	Mg2790	Mn2576	Na5895	Ni2316	Pb2203	Sb2068
Line	279.079 {121}	257.610 {131}	589.592 { 57}	231.604 {446}	220.353 {453}	206.833 {463}
IS Ref	(Y_3600)	(Y_3600)	(Y_3710)	(Y_2243)	(Y_2243)	(Y_2243)
Units	ppb	ppb	ppb	ppb	ppb	ppb
Avg	**13.92**	**.6969**	**22.54**	**.3202**	**-1.587**	**.4188**
Stddev	17.49	.9473	39.40	.3793	.435	1.731
%RSD	125.7	135.9	174.8	118.5	27.39	413.3
#1	34.12	1.779	65.25	.3447	-1.087	.8205
#2	4.226	.2951	-12.39	-.0709	-1.878	1.913
#3	3.420	.0168	14.75	.6866	-1.795	-1.477
Check ?	Chk Pass	Chk Pass	Chk Pass	Chk Pass	Chk Pass	Chk Pass
High Limit						
Low Limit						

Sample Name: CCB Acquired: 1/22/2017 18:56:07 Type: QC
Method: BC011117(v8) Mode: CONC Corr. Factor: 1.000000
User: admin Custom ID1: Custom ID2: Custom ID3:
Comment:

Elem	Se196	Tl1908	V_2924	Zn2062	B_2089	Mo2020
Line	196.090 {472}	190.856 {477}	292.402 {115}	206.200 {463}	208.959 {461}	202.030 {467}
IS Ref	(Y_2243)	(Y_2243)	(Y_3600)	(Y_2243)	(Y_2243)	(Y_2243)
Units	ppb	ppb	ppb	ppb	ppb	ppb
Avg	-.7554	1.521	.1817	.4466	.8877	1.879
Stddev	1.024	.430	.2063	.1736	.9395	.275
%RSD	135.5	28.30	113.5	38.88	105.8	14.63
#1	.0698	1.407	.0524	.6468	1.552	1.562
#2	-1.901	1.159	.4195	.3565	1.299	2.040
#3	-.4347	1.997	.0730	.3366	-.1873	2.036
Check ?	Chk Pass	Chk Pass	Chk Pass	Chk Pass	Chk Pass	Chk Pass
High Limit						
Low Limit						

Elem	Sn1899	Sr4077	Ti3349	Si2881
Line	189.989 {477}	407.771 { 83}	334.941 {101}	288.158 {117}
IS Ref	(Y_2243)	(Y_3710)	(Y_3600)	(Y_2243)
Units	ppb	ppb	ppb	ppb
Avg	.3491	.3985	1.895	-18.84
Stddev	.4550	.2466	1.271	12.99
%RSD	130.3	61.89	67.07	68.96
#1	.5800	.5811	3.363	-16.29
#2	-.1751	.4964	1.167	-32.92
#3	.6425	.1179	1.155	-7.315
Check ?	Chk Pass	Chk Pass	Chk Pass	None
High Limit				
Low Limit				

Int. Std.	Y_2243	Y_3600	Y_3710
Line	224.306 {450}	360.073 { 94}	371.030 { 91}
Units	Cts/S	Cts/S	Cts/S
Avg	4238.5	20495.	7127.7
Stddev	5.3	175.	188.8
%RSD	.12527	.85610	2.6480
#1	4235.0	20695.	7345.0
#2	4244.6	20423.	7004.8
#3	4236.0	20368.	7033.3

Sample Name: CCVL Acquired: 1/22/2017 19:00:00 Type: QC
Method: BC011117(v8) Mode: CONC Corr. Factor: 1.000000
User: admin Custom ID1: Custom ID2: Custom ID3:
Comment:

Elem	Al3961	As1890	Ag3280	Ba2335	Be3130	Ca3181
Line	396.152 { 85}	189.042 {478}	328.068 {103}	233.527 {445}	313.042 {108}	318.128 {106}
IS Ref	(Y_3710)	(Y_2243)	(Y_3600)	(Y_2243)	(Y_3710)	(Y_3600)
Units	ppb	ppb	ppb	ppb	ppb	ppb
Avg	**182.8**	**12.93**	**9.835**	**201.5**	**1.817**	**4820.**
Stddev	38.1	1.03	.787	.2	.100	8.
%RSD	20.86	7.969	8.002	.1012	5.498	.1677
#1	226.8	12.31	10.49	201.3	1.802	4829.
#2	159.6	12.36	8.963	201.4	1.924	4820.
#3	162.0	14.12	10.05	201.7	1.726	4813.
Check ?	Chk Pass	Chk Pass	Chk Pass	Chk Pass	Chk Pass	Chk Pass
Value						
Range						

Elem	Cd2265	Co2286	Cr2677	Cu3247	Fe2714	K_7664
Line	226.502 {449}	228.616 {447}	267.716 {126}	324.754 {104}	271.441 {124}	766.490 { 44}
IS Ref	(Y_2243)	(Y_2243)	(Y_3600)	(Y_3600)	(Y_3600)	(Y_3710)
Units	ppb	ppb	ppb	ppb	ppb	ppb
Avg	**3.934**	**50.51**	**10.04**	**23.85**	**164.5**	**4739.**
Stddev	.098	.07	.40	.05	7.3	76.
%RSD	2.497	.1478	4.020	.2253	4.445	1.602
#1	3.978	50.59	9.910	23.82	172.7	4687.
#2	4.002	50.45	10.49	23.82	158.8	4704.
#3	3.821	50.48	9.720	23.91	161.9	4826.
Check ?	Chk Pass	Chk Pass	Chk Pass	Chk Pass	Chk Pass	Chk Pass
Value						
Range						

Elem	Mg2790	Mn2576	Na5895	Ni2316	Pb2203	Sb2068
Line	279.079 {121}	257.610 {131}	589.592 { 57}	231.604 {446}	220.353 {453}	206.833 {463}
IS Ref	(Y_3600)	(Y_3600)	(Y_3710)	(Y_2243)	(Y_2243)	(Y_2243)
Units	ppb	ppb	ppb	ppb	ppb	ppb
Avg	**4678.**	**15.53**	**4637.**	**41.20**	**11.95**	**18.48**
Stddev	47.	.17	21.	.52	.90	.33
%RSD	1.007	1.123	.4454	1.262	7.503	1.777
#1	4730.	15.70	4616.	40.60	11.58	18.86
#2	4638.	15.35	4658.	41.54	12.97	18.33
#3	4665.	15.55	4636.	41.46	11.29	18.25
Check ?	Chk Pass	Chk Pass	Chk Pass	Chk Pass	Chk Pass	Chk Pass
Value						
Range						

Sample Name: CCVL Acquired: 1/22/2017 19:00:00 Type: QC
Method: BC011117(v8) Mode: CONC Corr. Factor: 1.000000
User: admin Custom ID1: Custom ID2: Custom ID3:
Comment:

Elem	Se196	Tl1908	V_2924	Zn2062	B_2089	Mo2020
Line	196.090 {472}	190.856 {477}	292.402 {115}	206.200 {463}	208.959 {461}	202.030 {467}
IS Ref	(Y_2243)	(Y_2243)	(Y_3600)	(Y_2243)	(Y_2243)	(Y_2243)
Units	ppb	ppb	ppb	ppb	ppb	ppb
Avg	**17.14**	**25.39**	**49.12**	**31.39**	**45.99**	**19.18**
Stddev	2.50	2.24	.73	.35	.85	.54
%RSD	14.61	8.834	1.482	1.100	1.858	2.809
#1	15.13	22.91	49.93	31.41	45.02	18.96
#2	19.94	25.96	48.53	31.04	46.32	18.79
#3	16.35	27.28	48.89	31.73	46.64	19.79
Check ?	Chk Pass	Chk Pass	Chk Pass	Chk Pass	Chk Pass	Chk Pass
Value						
Range						

Elem	Sn1899	Sr4077	Ti3349	Si2881
Line	189.989 {477}	407.771 { 83}	334.941 {101}	288.158 {117}
IS Ref	(Y_2243)	(Y_3710)	(Y_3600)	(Y_2243)
Units	ppb	ppb	ppb	ppb
Avg	**48.04**	**19.81**	**19.35**	F **-26.53**
Stddev	.85	.26	.20	8.03
%RSD	1.778	1.322	1.017	30.27
#1	47.06	19.63	19.47	-35.72
#2	48.42	19.69	19.12	-20.87
#3	48.64	20.11	19.45	-23.00
Check ?	Chk Pass	Chk Pass	Chk Pass	Chk Fail
Value				200.0
Range				-30.50%

Int. Std.	Y_2243	Y_3600	Y_3710
Line	224.306 {450}	360.073 { 94}	371.030 { 91}
Units	Cts/S	Cts/S	Cts/S
Avg	**4196.0**	**20462.**	**6919.6**
Stddev	15.6	112.	68.3
%RSD	.37087	.54511	.98658
#1	4192.8	20342.	6844.5
#2	4213.0	20563.	6977.9
#3	4182.3	20481.	6936.2

Sample Name: mb 460-415853/1-a Acquired: 1/22/2017 19:03:49 Type: QC
Method: BC011117(v8) Mode: CONC Corr. Factor: 1.000000
User: admin Custom ID1: Custom ID2: Custom ID3:
Comment:

Elem	Al3961	As1890	Ag3280	Ba2335	Be3130	Ca3181
Line	396.152 { 85}	189.042 {478}	328.068 {103}	233.527 {445}	313.042 {108}	318.128 {106}
IS Ref	(Y_3710)	(Y_2243)	(Y_3600)	(Y_2243)	(Y_3710)	(Y_3600)
Units	ppb	ppb	ppb	ppb	ppb	ppb
Avg	**-3.433**	**.0748**	**-.7934**	**-.2514**	**-.1233**	**7.332**
Stddev	8.073	2.949	.7314	.1787	.1042	4.150
%RSD	235.1	3945.	92.19	71.10	84.49	56.61
#1	-6.921	-.5446	-.7053	-.2033	-.0566	10.47
#2	-9.176	-2.516	-.1100	-.4492	-.0699	8.904
#3	5.797	3.285	-1.565	-.1016	-.2433	2.625
Check ?	Chk Pass	Chk Pass	Chk Pass	Chk Pass	Chk Pass	Chk Pass
High Limit						
Low Limit						

Elem	Cd2265	Co2286	Cr2677	Cu3247	Fe2714	K_7664
Line	226.502 {449}	228.616 {447}	267.716 {126}	324.754 {104}	271.441 {124}	766.490 { 44}
IS Ref	(Y_2243)	(Y_2243)	(Y_3600)	(Y_3600)	(Y_3600)	(Y_3710)
Units	ppb	ppb	ppb	ppb	ppb	ppb
Avg	**.0364**	**.0771**	**-.3198**	**.5907**	**8.086**	**-15.36**
Stddev	.1184	.1893	.3720	.3785	7.112	54.03
%RSD	325.4	245.7	116.3	64.07	87.95	351.7
#1	.1016	-.1404	-.5681	.6492	15.92	47.02
#2	-.1003	.2047	.1079	.1864	6.291	-47.44
#3	.1079	.1669	-.4991	.9365	2.044	-45.67
Check ?	Chk Pass	Chk Pass	Chk Pass	Chk Pass	Chk Pass	Chk Pass
High Limit						
Low Limit						

Elem	Mg2790	Mn2576	Na5895	Ni2316	Pb2203	Sb2068
Line	279.079 {121}	257.610 {131}	589.592 { 57}	231.604 {446}	220.353 {453}	206.833 {463}
IS Ref	(Y_3600)	(Y_3600)	(Y_3710)	(Y_2243)	(Y_2243)	(Y_2243)
Units	ppb	ppb	ppb	ppb	ppb	ppb
Avg	**-3.190**	**.0096**	**12.36**	**-.1907**	**-.0293**	**1.547**
Stddev	3.959	.0333	21.28	.4646	1.246	1.456
%RSD	124.1	345.8	172.2	243.6	4254.	94.10
#1	-.5789	-.0069	1.335	-.6118	-1.390	.1899
#2	-1.245	.0480	36.89	-.2681	.2477	3.085
#3	-7.745	-.0122	-1.152	.3077	1.055	1.367
Check ?	Chk Pass	Chk Pass	Chk Pass	Chk Pass	Chk Pass	Chk Pass
High Limit						
Low Limit						

Sample Name: mb 460-415853/1-a Acquired: 1/22/2017 19:03:49 Type: QC
Method: BC011117(v8) Mode: CONC Corr. Factor: 1.000000
User: admin Custom ID1: Custom ID2: Custom ID3:
Comment:

Elem	Se196	Tl1908	V_2924	Zn2062	B_2089	Mo2020
Line	196.090 {472}	190.856 {477}	292.402 {115}	206.200 {463}	208.959 {461}	202.030 {467}
IS Ref	(Y_2243)	(Y_2243)	(Y_3600)	(Y_2243)	(Y_2243)	(Y_2243)
Units	ppb	ppb	ppb	ppb	ppb	ppb
Avg	**-1.546**	**1.030**	**.0487**	**.0276**	**.4075**	**-.0495**
Stddev	1.889	.428	.2424	.1148	.4129	.1734
%RSD	122.2	41.57	497.9	416.2	101.3	350.3
#1	-.0521	.6567	.2615	.0217	-.0682	-.0316
#2	-.9173	1.497	-.2151	.1452	.6181	.1142
#3	-3.670	.9361	.0997	-.0841	.6726	-.2311
Check ?	Chk Pass	Chk Pass	Chk Pass	Chk Pass	Chk Pass	Chk Pass
High Limit						
Low Limit						

Elem	Sn1899	Sr4077	Ti3349	Si2881
Line	189.989 {477}	407.771 { 83}	334.941 {101}	288.158 {117}
IS Ref	(Y_2243)	(Y_3710)	(Y_3600)	(Y_2243)
Units	ppb	ppb	ppb	ppb
Avg	**-.0400**	**.0256**	**-.1357**	**-26.81**
Stddev	.8934	.2772	.2619	6.83
%RSD	2231.	1082.	193.1	25.49
#1	.8798	-.2698	-.0098	-21.15
#2	-.9044	.2800	-.4368	-24.89
#3	-.0955	.0666	.0396	-34.40
Check ?	Chk Pass	Chk Pass	Chk Pass	None
High Limit				
Low Limit				

Int. Std.	Y_2243	Y_3600	Y_3710
Line	224.306 {450}	360.073 { 94}	371.030 { 91}
Units	Cts/S	Cts/S	Cts/S
Avg	**4242.7**	**20629.**	**6991.7**
Stddev	4.4	227.	83.5
%RSD	.10376	1.0980	1.1945
#1	4247.6	20867.	7086.0
#2	4241.3	20605.	6927.0
#3	4239.1	20416.	6962.1

Sample Name: pds 460-126929-d-1-a Acquired: 1/22/2017 19:07:41 Type: Unk
Method: BC011117(v8) Mode: CONC Corr. Factor: 1.000000
User: admin Custom ID1: Custom ID2: Custom ID3:
Comment:

Elem	Al3961	As1890	Ag3280	Ba2335	Be3130	Ca3181
Line	396.152 { 85}	189.042 {478}	328.068 {103}	233.527 {445}	313.042 {108}	318.128 {106}
IS Ref	(Y_3710)	(Y_2243)	(Y_3600)	(Y_2243)	(Y_3710)	(Y_3600)
Units	ppb	ppb	ppb	ppb	ppb	ppb
Avg	**2056.**	**2082.**	**53.72**	**2544.**	**48.67**	**155200.**
Stddev	12.	10.	.39	1.	.32	210.
%RSD	.5650	.4582	.7316	.0545	.6543	.1352
#1	2067.	2076.	53.45	2545.	48.97	155300.
#2	2056.	2076.	54.17	2546.	48.70	155400.
#3	2044.	2093.	53.53	2543.	48.33	155000.
Check ?	Chk Pass	Chk Pass	Chk Pass	Chk Pass	Chk Pass	Chk Pass
High Limit						
Low Limit						

Elem	Cd2265	Co2286	Cr2677	Cu3247	Fe2714	K_7664
Line	226.502 {449}	228.616 {447}	267.716 {126}	324.754 {104}	271.441 {124}	766.490 { 44}
IS Ref	(Y_2243)	(Y_2243)	(Y_3600)	(Y_3600)	(Y_3600)	(Y_3710)
Units	ppb	ppb	ppb	ppb	ppb	ppb
Avg	**51.59**	**512.2**	**205.4**	**262.0**	**1144.**	**21470.**
Stddev	.17	.2	1.7	1.2	10.	17.
%RSD	.3335	.0454	.8184	.4409	.8899	.0795
#1	51.76	512.2	205.8	262.0	1148.	21450.
#2	51.61	512.0	206.8	263.1	1152.	21490.
#3	51.41	512.4	203.5	260.8	1133.	21470.
Check ?	Chk Pass	Chk Pass	Chk Pass	Chk Pass	Chk Pass	Chk Pass
High Limit						
Low Limit						

Elem	Mg2790	Mn2576	Na5895	Ni2316	Pb2203	Sb2068
Line	279.079 {121}	257.610 {131}	589.592 { 57}	231.604 {446}	220.353 {453}	206.833 {463}
IS Ref	(Y_3600)	(Y_3600)	(Y_3710)	(Y_2243)	(Y_2243)	(Y_2243)
Units	ppb	ppb	ppb	ppb	ppb	ppb
Avg	**29850.**	**5816.**	**49610.**	**523.0**	**522.5**	**505.0**
Stddev	92.	7.	60.	.7	1.3	5.0
%RSD	.3098	.1217	.1210	.1432	.2410	.9821
#1	29860.	5812.	49670.	522.7	523.7	510.1
#2	29940.	5824.	49550.	523.9	521.2	504.7
#3	29750.	5813.	49610.	522.5	522.7	500.2
Check ?	Chk Pass	Chk Pass	Chk Pass	Chk Pass	Chk Pass	Chk Pass
High Limit						
Low Limit						

Sample Name: pds 460-126929-d-1-a Acquired: 1/22/2017 19:07:41 Type: Unk
Method: BC011117(v8) Mode: CONC Corr. Factor: 1.000000
User: admin Custom ID1: Custom ID2: Custom ID3:
Comment:

Elem	Se196	Tl1908	V_2924	Zn2062	B_2089	Mo2020
Line	196.090 {472}	190.856 {477}	292.402 {115}	206.200 {463}	208.959 {461}	202.030 {467}
IS Ref	(Y_2243)	(Y_2243)	(Y_3600)	(Y_2243)	(Y_2243)	(Y_2243)
Units	ppb	ppb	ppb	ppb	ppb	ppb
Avg	**2152.**	**2117.**	**521.7**	**541.8**	**591.0**	**496.7**
Stddev	11.	5.	4.0	2.9	3.6	1.7
%RSD	.4947	.2480	.7693	.5407	.6061	.3398
#1	2144.	2112.	521.3	545.1	586.9	494.8
#2	2148.	2117.	525.9	539.7	592.5	498.1
#3	2164.	2123.	517.9	540.5	593.6	497.1
Check ?	Chk Pass	Chk Pass	Chk Pass	Chk Pass	Chk Pass	Chk Pass
High Limit						
Low Limit						

Elem	Sn1899	Sr4077	Ti3349	Si2881
Line	189.989 {477}	407.771 { 83}	334.941 {101}	288.158 {117}
IS Ref	(Y_2243)	(Y_3710)	(Y_3600)	(Y_2243)
Units	ppb	ppb	ppb	ppb
Avg	**516.7**	**744.2**	**500.0**	**8485.**
Stddev	.9	.6	.8	32.
%RSD	.1825	.0755	.1690	.3713
#1	515.6	743.5	500.9	8470.
#2	517.3	744.7	499.3	8522.
#3	517.2	744.2	499.8	8465.
Check ?	Chk Pass	Chk Pass	Chk Pass	Chk Pass
High Limit				
Low Limit				

Int. Std.	Y_2243	Y_3600	Y_3710
Line	224.306 {450}	360.073 { 94}	371.030 { 91}
Units	Cts/S	Cts/S	Cts/S
Avg	**4187.6**	**20475.**	**7216.5**
Stddev	4.7	107.	59.4
%RSD	.11234	.52245	.82265
#1	4191.7	20591.	7156.8
#2	4188.5	20381.	7275.5
#3	4182.4	20454.	7217.3

Sample Name: 460-126929-d-1-b du Acquired: 1/22/2017 19:14:46 Type: Unk
Method: BC011117(v8) Mode: CONC Corr. Factor: 1.000000
User: admin Custom ID1: Custom ID2: Custom ID3:
Comment:

Elem	Al3961	As1890	Ag3280	Ba2335	Be3130	Ca3181
Line	396.152 { 85}	189.042 {478}	328.068 {103}	233.527 {445}	313.042 {108}	318.128 {106}
IS Ref	(Y_3710)	(Y_2243)	(Y_3600)	(Y_2243)	(Y_3710)	(Y_3600)
Units	ppb	ppb	ppb	ppb	ppb	ppb
Avg	**27.16**	**1.977**	**-.0620**	**491.7**	**.0554**	**139000.**
Stddev	28.88	2.082	.4603	.4	.0946	141.
%RSD	106.3	105.3	742.6	.0786	170.8	.1016
#1	22.74	3.854	-.0124	491.6	.1490	139000.
#2	57.99	-.2624	-.5451	492.1	-.0401	139100.
#3	.7461	2.341	.3715	491.3	.0572	138900.
Check ?	Chk Pass	Chk Pass	Chk Pass	Chk Pass	Chk Pass	Chk Pass
High Limit						
Low Limit						

Elem	Cd2265	Co2286	Cr2677	Cu3247	Fe2714	K_7664
Line	226.502 {449}	228.616 {447}	267.716 {126}	324.754 {104}	271.441 {124}	766.490 { 44}
IS Ref	(Y_2243)	(Y_2243)	(Y_3600)	(Y_3600)	(Y_3600)	(Y_3710)
Units	ppb	ppb	ppb	ppb	ppb	ppb
Avg	**.0318**	**.0077**	**-1.307**	**5.853**	**154.6**	**609.1**
Stddev	.0388	.0917	.295	.376	9.3	33.6
%RSD	121.9	1187.	22.56	6.416	5.986	5.516
#1	-.0019	.0127	-1.447	6.253	155.7	590.4
#2	.0231	.0969	-.9682	5.796	163.3	589.0
#3	.0741	-.0863	-1.505	5.509	144.9	647.9
Check ?	Chk Pass	Chk Pass	Chk Pass	Chk Pass	Chk Pass	Chk Pass
High Limit						
Low Limit						

Elem	Mg2790	Mn2576	Na5895	Ni2316	Pb2203	Sb2068
Line	279.079 {121}	257.610 {131}	589.592 { 57}	231.604 {446}	220.353 {453}	206.833 {463}
IS Ref	(Y_3600)	(Y_3600)	(Y_3710)	(Y_2243)	(Y_2243)	(Y_2243)
Units	ppb	ppb	ppb	ppb	ppb	ppb
Avg	**10800.**	**5463.**	**28870.**	**4.444**	**2.054**	**1.512**
Stddev	65.	4.	103.	.141	.499	3.096
%RSD	.6059	.0684	.3570	3.164	24.30	204.8
#1	10740.	5462.	28750.	4.547	1.500	.9825
#2	10870.	5467.	28920.	4.284	2.194	4.839
#3	10780.	5460.	28950.	4.501	2.469	-1.285
Check ?	Chk Pass	Chk Pass	Chk Pass	Chk Pass	Chk Pass	Chk Pass
High Limit						
Low Limit						

Sample Name: 460-126929-d-1-b du Acquired: 1/22/2017 19:14:46 Type: Unk
Method: BC011117(v8) Mode: CONC Corr. Factor: 1.000000
User: admin Custom ID1: Custom ID2: Custom ID3:
Comment:

Elem	Se196	Tl1908	V_2924	Zn2062	B_2089	Mo2020
Line	196.090 {472}	190.856 {477}	292.402 {115}	206.200 {463}	208.959 {461}	202.030 {467}
IS Ref	(Y_2243)	(Y_2243)	(Y_3600)	(Y_2243)	(Y_2243)	(Y_2243)
Units	ppb	ppb	ppb	ppb	ppb	ppb
Avg	**-5.294**	**9.169**	**.3482**	**16.59**	**76.67**	**.5783**
Stddev	1.432	1.825	.7565	.09	.34	.3655
%RSD	27.05	19.91	217.2	.5218	.4382	63.20
#1	-5.593	9.789	.8758	16.51	76.48	.2158
#2	-6.553	10.60	.6874	16.68	76.47	.5724
#3	-3.736	7.114	-.5184	16.58	77.06	.9467
Check ?	Chk Pass	Chk Pass	Chk Pass	Chk Pass	Chk Pass	Chk Pass
High Limit						
Low Limit						

Elem	Sn1899	Sr4077	Ti3349	Si2881
Line	189.989 {477}	407.771 { 83}	334.941 {101}	288.158 {117}
IS Ref	(Y_2243)	(Y_3710)	(Y_3600)	(Y_2243)
Units	ppb	ppb	ppb	ppb
Avg	**.1374**	**237.0**	**2.348**	**8638.**
Stddev	.3893	.5	.033	93.
%RSD	283.4	.2192	1.385	1.075
#1	-.2615	236.6	2.379	8733.
#2	.5164	237.0	2.314	8636.
#3	.1572	237.6	2.349	8547.
Check ?	Chk Pass	Chk Pass	Chk Pass	Chk Pass
High Limit				
Low Limit				

Int. Std.	Y_2243	Y_3600	Y_3710
Line	224.306 {450}	360.073 { 94}	371.030 { 91}
Units	Cts/S	Cts/S	Cts/S
Avg	**4165.1**	**20466.**	**7149.1**
Stddev	10.9	81.	51.4
%RSD	.26068	.39536	.71922
#1	4158.9	20549.	7202.1
#2	4158.6	20461.	7145.7
#3	4177.6	20387.	7099.5

Sample Name: 460-126929-d-1-c ms Acquired: 1/22/2017 19:11:13 Type: Unk
Method: BC011117(v8) Mode: CONC Corr. Factor: 1.000000
User: admin Custom ID1: Custom ID2: Custom ID3:
Comment:

Elem	Al3961	As1890	Ag3280	Ba2335	Be3130	Ca3181
Line	396.152 { 85}	189.042 {478}	328.068 {103}	233.527 {445}	313.042 {108}	318.128 {106}
IS Ref	(Y_3710)	(Y_2243)	(Y_3600)	(Y_2243)	(Y_3710)	(Y_3600)
Units	ppb	ppb	ppb	ppb	ppb	ppb
Avg	**2099.**	**2103.**	**55.00**	**2586.**	**49.56**	**159000.**
Stddev	13.	3.	1.56	3.	.39	1125.
%RSD	.6078	.1422	2.828	.1002	.7904	.7072
#1	2085.	2099.	53.22	2583.	49.14	157900.
#2	2107.	2103.	55.66	2587.	49.92	160100.
#3	2107.	2105.	56.11	2588.	49.61	159100.
Check ?	Chk Pass	Chk Pass	Chk Pass	Chk Pass	Chk Pass	Chk Pass
High Limit						
Low Limit						

Elem	Cd2265	Co2286	Cr2677	Cu3247	Fe2714	K_7664
Line	226.502 {449}	228.616 {447}	267.716 {126}	324.754 {104}	271.441 {124}	766.490 { 44}
IS Ref	(Y_2243)	(Y_2243)	(Y_3600)	(Y_3600)	(Y_3600)	(Y_3710)
Units	ppb	ppb	ppb	ppb	ppb	ppb
Avg	**52.29**	**518.3**	**207.9**	**264.0**	**1160.**	**21880.**
Stddev	.40	1.6	1.7	2.0	2.	113.
%RSD	.7651	.3153	.8312	.7540	.1811	.5180
#1	51.86	516.4	206.8	264.2	1159.	21750.
#2	52.65	519.5	209.9	265.9	1159.	21930.
#3	52.36	519.0	207.0	261.9	1163.	21960.
Check ?	Chk Pass	Chk Pass	Chk Pass	Chk Pass	Chk Pass	Chk Pass
High Limit						
Low Limit						

Elem	Mg2790	Mn2576	Na5895	Ni2316	Pb2203	Sb2068
Line	279.079 {121}	257.610 {131}	589.592 { 57}	231.604 {446}	220.353 {453}	206.833 {463}
IS Ref	(Y_3600)	(Y_3600)	(Y_3710)	(Y_2243)	(Y_2243)	(Y_2243)
Units	ppb	ppb	ppb	ppb	ppb	ppb
Avg	**30350.**	**5957.**	**51110.**	**528.2**	**525.0**	**520.5**
Stddev	250.	32.	168.	1.5	1.8	.8
%RSD	.8236	.5326	.3293	.2807	.3429	.1583
#1	30090.	5921.	50940.	529.7	524.2	519.9
#2	30580.	5982.	51130.	528.3	523.8	520.2
#3	30380.	5968.	51270.	526.7	527.1	521.5
Check ?	Chk Pass	Chk Pass	Chk Pass	Chk Pass	Chk Pass	Chk Pass
High Limit						
Low Limit						

Sample Name: 460-126929-d-1-c ms Acquired: 1/22/2017 19:11:13 Type: Unk
Method: BC011117(v8) Mode: CONC Corr. Factor: 1.000000
User: admin Custom ID1: Custom ID2: Custom ID3:
Comment:

Elem	Se196	Tl1908	V_2924	Zn2062	B_2089	Mo2020
Line	196.090 {472}	190.856 {477}	292.402 {115}	206.200 {463}	208.959 {461}	202.030 {467}
IS Ref	(Y_2243)	(Y_2243)	(Y_3600)	(Y_2243)	(Y_2243)	(Y_2243)
Units	ppb	ppb	ppb	ppb	ppb	ppb
Avg	**2192.**	**2156.**	**527.7**	**546.3**	**605.3**	**507.2**
Stddev	6.	6.	3.0	2.3	4.1	2.3
%RSD	.2540	.2921	.5592	.4237	.6693	.4447
#1	2197.	2161.	525.8	544.2	609.1	508.3
#2	2186.	2159.	531.1	548.8	601.0	504.6
#3	2194.	2149.	526.1	546.0	605.8	508.6
Check ?	Chk Pass	Chk Pass	Chk Pass	Chk Pass	Chk Pass	Chk Pass
High Limit						
Low Limit						

Elem	Sn1899	Sr4077	Ti3349	Si2881
Line	189.989 {477}	407.771 { 83}	334.941 {101}	288.158 {117}
IS Ref	(Y_2243)	(Y_3710)	(Y_3600)	(Y_2243)
Units	ppb	ppb	ppb	ppb
Avg	**523.1**	**762.8**	**505.5**	**8729.**
Stddev	.6	3.5	2.5	45.
%RSD	.1151	.4638	.4950	.5169
#1	523.5	758.8	502.8	8723.
#2	522.4	764.8	505.9	8777.
#3	523.4	765.0	507.8	8687.
Check ?	Chk Pass	Chk Pass	Chk Pass	Chk Pass
High Limit				
Low Limit				

Int. Std.	Y_2243	Y_3600	Y_3710
Line	224.306 {450}	360.073 { 94}	371.030 { 91}
Units	Cts/S	Cts/S	Cts/S
Avg	**4142.8**	**20308.**	**7156.3**
Stddev	26.4	211.	14.3
%RSD	.63831	1.0385	.19935
#1	4172.8	20541.	7168.3
#2	4122.7	20130.	7160.0
#3	4133.0	20252.	7140.5

Sample Name: 460-126929-d-1-a Acquired: 1/22/2017 19:18:33 Type: Unk
Method: BC011117(v8) Mode: CONC Corr. Factor: 1.000000
User: admin Custom ID1: Custom ID2: Custom ID3:
Comment:

Elem	Al3961	As1890	Ag3280	Ba2335	Be3130	Ca3181
Line	396.152 { 85}	189.042 {478}	328.068 {103}	233.527 {445}	313.042 {108}	318.128 {106}
IS Ref	(Y_3710)	(Y_2243)	(Y_3600)	(Y_2243)	(Y_3710)	(Y_3600)
Units	ppb	ppb	ppb	ppb	ppb	ppb
Avg	**17.95**	**1.636**	**-.3295**	**492.4**	**-.0733**	**139400.**
Stddev	4.06	1.122	.1165	2.3	.0357	90.
%RSD	22.65	68.58	35.34	.4747	48.72	.0645
#1	21.32	1.560	-.4350	493.5	-.0590	139400.
#2	13.43	.5539	-.2045	494.0	-.1139	139500.
#3	19.09	2.794	-.3490	489.8	-.0470	139400.
Check ?	Chk Pass	Chk Pass	Chk Pass	Chk Pass	Chk Pass	Chk Pass
High Limit						
Low Limit						

Elem	Cd2265	Co2286	Cr2677	Cu3247	Fe2714	K_7664
Line	226.502 {449}	228.616 {447}	267.716 {126}	324.754 {104}	271.441 {124}	766.490 { 44}
IS Ref	(Y_2243)	(Y_2243)	(Y_3600)	(Y_3600)	(Y_3600)	(Y_3710)
Units	ppb	ppb	ppb	ppb	ppb	ppb
Avg	**.0346**	**.0151**	**-1.604**	**5.254**	**149.4**	**616.4**
Stddev	.0346	.0786	.335	.197	9.5	2.0
%RSD	99.92	519.8	20.90	3.756	6.389	.3273
#1	-.0053	-.0663	-1.767	5.285	155.8	618.5
#2	.0537	.0212	-1.219	5.044	153.9	614.4
#3	.0555	.0905	-1.828	5.435	138.4	616.3
Check ?	Chk Pass	Chk Pass	Chk Pass	Chk Pass	Chk Pass	Chk Pass
High Limit						
Low Limit						

Elem	Mg2790	Mn2576	Na5895	Ni2316	Pb2203	Sb2068
Line	279.079 {121}	257.610 {131}	589.592 { 57}	231.604 {446}	220.353 {453}	206.833 {463}
IS Ref	(Y_3600)	(Y_3600)	(Y_3710)	(Y_2243)	(Y_2243)	(Y_2243)
Units	ppb	ppb	ppb	ppb	ppb	ppb
Avg	**10820.**	**5485.**	**28870.**	**4.936**	**-3.372**	**-2.276**
Stddev	125.	7.	41.	.586	1.576	.633
%RSD	1.153	.1341	.1404	11.87	46.74	27.81
#1	10700.	5476.	28820.	5.381	-4.806	-1.946
#2	10810.	5488.	28900.	4.272	-1.685	-1.876
#3	10950.	5490.	28880.	5.155	-3.625	-3.006
Check ?	Chk Pass	Chk Pass	Chk Pass	Chk Pass	Chk Pass	Chk Pass
High Limit						
Low Limit						

Sample Name: 460-126929-d-1-a Acquired: 1/22/2017 19:18:33 Type: Unk
Method: BC011117(v8) Mode: CONC Corr. Factor: 1.000000
User: admin Custom ID1: Custom ID2: Custom ID3:
Comment:

Elem	Se196	Tl1908	V_2924	Zn2062	B_2089	Mo2020
Line	196.090 {472}	190.856 {477}	292.402 {115}	206.200 {463}	208.959 {461}	202.030 {467}
IS Ref	(Y_2243)	(Y_2243)	(Y_3600)	(Y_2243)	(Y_2243)	(Y_2243)
Units	ppb	ppb	ppb	ppb	ppb	ppb
Avg	**-3.242**	**6.392**	**.2819**	**16.86**	**76.57**	**-.4962**
Stddev	1.875	1.801	.4037	.19	.40	.4712
%RSD	57.81	28.17	143.2	1.135	.5217	94.96
#1	-5.364	7.915	.4825	16.68	76.35	-1.006
#2	-1.809	6.858	-.1828	16.85	77.03	-.4059
#3	-2.554	4.405	.5460	17.06	76.33	-.0767
Check ?	Chk Pass	Chk Pass	Chk Pass	Chk Pass	Chk Pass	Chk Pass
High Limit						
Low Limit						

Elem	Sn1899	Sr4077	Ti3349	Si2881
Line	189.989 {477}	407.771 { 83}	334.941 {101}	288.158 {117}
IS Ref	(Y_2243)	(Y_3710)	(Y_3600)	(Y_2243)
Units	ppb	ppb	ppb	ppb
Avg	**-.7071**	**235.6**	**2.280**	**8672.**
Stddev	.7865	.6	.092	77.
%RSD	111.2	.2638	4.036	.8872
#1	.1840	234.9	2.250	8676.
#2	-1.001	236.0	2.207	8593.
#3	-1.304	236.0	2.384	8746.
Check ?	Chk Pass	Chk Pass	Chk Pass	Chk Pass
High Limit				
Low Limit				

Int. Std.	Y_2243	Y_3600	Y_3710
Line	224.306 {450}	360.073 { 94}	371.030 { 91}
Units	Cts/S	Cts/S	Cts/S
Avg	**4174.4**	**20369.**	**7185.2**
Stddev	11.4	43.	98.6
%RSD	.27282	.20865	1.3726
#1	4162.4	20410.	7128.2
#2	4185.1	20325.	7128.2
#3	4175.6	20373.	7299.0

Sample Name: sd 460-126929-d-1-a Acquired: 1/22/2017 19:22:21 Type: Unk
Method: BC011117(v8) Mode: CONC Corr. Factor: 1.000000
User: admin Custom ID1: Custom ID2: Custom ID3:
Comment:

Elem	Al3961	As1890	Ag3280	Ba2335	Be3130	Ca3181
Line	396.152 { 85}	189.042 {478}	328.068 {103}	233.527 {445}	313.042 {108}	318.128 {106}
IS Ref	(Y_3710)	(Y_2243)	(Y_3600)	(Y_2243)	(Y_3710)	(Y_3600)
Units	ppb	ppb	ppb	ppb	ppb	ppb
Avg	**-4.348**	**-.5799**	**-.7993**	**96.57**	**.0077**	**26880.**
Stddev	5.957	.5228	.4361	.22	.0940	31.
%RSD	137.0	90.16	54.56	.2254	1229.	.1158
#1	-9.217	-.9396	-.4312	96.44	-.0021	26920.
#2	2.294	-.8200	-1.281	96.44	-.0811	26880.
#3	-6.120	.0199	-.6857	96.82	.1062	26850.
Check ?	Chk Pass	Chk Pass	Chk Pass	Chk Pass	Chk Pass	Chk Pass
High Limit						
Low Limit						

Elem	Cd2265	Co2286	Cr2677	Cu3247	Fe2714	K_7664
Line	226.502 {449}	228.616 {447}	267.716 {126}	324.754 {104}	271.441 {124}	766.490 { 44}
IS Ref	(Y_2243)	(Y_2243)	(Y_3600)	(Y_3600)	(Y_3600)	(Y_3710)
Units	ppb	ppb	ppb	ppb	ppb	ppb
Avg	**-.0168**	**-.0057**	**-.3570**	**1.664**	**35.15**	**129.5**
Stddev	.0754	.0904	.4405	.256	3.30	13.0
%RSD	449.5	1575.	123.4	15.40	9.385	10.05
#1	.0532	.0964	-.1857	1.465	37.64	134.1
#2	-.0069	-.0754	-.0279	1.574	36.39	114.8
#3	-.0966	-.0382	-.8575	1.953	31.41	139.6
Check ?	Chk Pass	Chk Pass	Chk Pass	Chk Pass	Chk Pass	Chk Pass
High Limit						
Low Limit						

Elem	Mg2790	Mn2576	Na5895	Ni2316	Pb2203	Sb2068
Line	279.079 {121}	257.610 {131}	589.592 { 57}	231.604 {446}	220.353 {453}	206.833 {463}
IS Ref	(Y_3600)	(Y_3600)	(Y_3710)	(Y_2243)	(Y_2243)	(Y_2243)
Units	ppb	ppb	ppb	ppb	ppb	ppb
Avg	**2101.**	**1098.**	**5209.**	**.4844**	**-.2185**	**-1.770**
Stddev	20.	2.	18.	.2392	1.085	1.492
%RSD	.9636	.1849	.3477	49.37	496.6	84.31
#1	2103.	1100.	5204.	.7605	-.4075	-3.152
#2	2080.	1098.	5228.	.3409	.9487	-1.969
#3	2121.	1096.	5193.	.3518	-1.197	-.1880
Check ?	Chk Pass	Chk Pass	Chk Pass	Chk Pass	Chk Pass	Chk Pass
High Limit						
Low Limit						

Sample Name: sd 460-126929-d-1-a Acquired: 1/22/2017 19:22:21 Type: Unk
Method: BC011117(v8) Mode: CONC Corr. Factor: 1.000000
User: admin Custom ID1: Custom ID2: Custom ID3:
Comment:

Elem	Se196	Tl1908	V_2924	Zn2062	B_2089	Mo2020
Line	196.090 {472}	190.856 {477}	292.402 {115}	206.200 {463}	208.959 {461}	202.030 {467}
IS Ref	(Y_2243)	(Y_2243)	(Y_3600)	(Y_2243)	(Y_2243)	(Y_2243)
Units	ppb	ppb	ppb	ppb	ppb	ppb
Avg	**-1.892**	**5.002**	**-.1661**	**3.874**	**13.89**	**-.1486**
Stddev	1.636	3.335	.2977	.117	.24	.1956
%RSD	86.45	66.66	179.2	3.027	1.749	131.6
#1	-3.042	1.972	.0809	3.824	13.78	.0108
#2	-2.614	8.575	-.4967	3.789	13.71	-.3668
#3	-.0195	4.459	-.0826	4.008	14.16	-.0897
Check ?	Chk Pass	Chk Pass	Chk Pass	Chk Pass	Chk Pass	Chk Pass
High Limit						
Low Limit						

Elem	Sn1899	Sr4077	Ti3349	Si2881
Line	189.989 {477}	407.771 { 83}	334.941 {101}	288.158 {117}
IS Ref	(Y_2243)	(Y_3710)	(Y_3600)	(Y_2243)
Units	ppb	ppb	ppb	ppb
Avg	**-.0059**	**46.95**	**1.144**	**1615.**
Stddev	.1370	.41	.349	16.
%RSD	2326.	.8678	30.50	1.017
#1	-.1030	47.28	1.527	1632.
#2	.1508	47.08	.8438	1615.
#3	-.0655	46.50	1.061	1599.
Check ?	Chk Pass	Chk Pass	Chk Pass	Chk Pass
High Limit				
Low Limit				

Int. Std.	Y_2243	Y_3600	Y_3710
Line	224.306 {450}	360.073 { 94}	371.030 { 91}
Units	Cts/S	Cts/S	Cts/S
Avg	**4236.1**	**20633.**	**7147.1**
Stddev	16.9	160.	51.8
%RSD	.39855	.77332	.72535
#1	4220.1	20462.	7174.3
#2	4234.5	20659.	7087.3
#3	4253.7	20778.	7179.6

Sample Name: 460-124902-a-1-b Acquired: 1/22/2017 19:26:09 Type: Unk
Method: BC011117(v8) Mode: CONC Corr. Factor: 1.000000
User: admin Custom ID1: Custom ID2: Custom ID3:
Comment:

Elem	Al3961	As1890	Ag3280	Ba2335	Be3130	Ca3181
Line	396.152 { 85}	189.042 {478}	328.068 {103}	233.527 {445}	313.042 {108}	318.128 {106}
IS Ref	(Y_3710)	(Y_2243)	(Y_3600)	(Y_2243)	(Y_3710)	(Y_3600)
Units	ppb	ppb	ppb	ppb	ppb	ppb
Avg	**866.2**	**1.136**	**362.5**	**19.29**	**.1106**	**38000.**
Stddev	19.8	.716	1.2	.29	.1164	195.
%RSD	2.285	63.03	.3340	1.499	105.2	.5137
#1	888.6	1.174	362.7	19.62	.0137	38170.
#2	850.8	.4016	363.6	19.07	.0785	38050.
#3	859.4	1.832	361.2	19.18	.2397	37790.
Check ?	Chk Pass	Chk Pass	Chk Pass	Chk Pass	Chk Pass	Chk Pass
High Limit						
Low Limit						

Elem	Cd2265	Co2286	Cr2677	Cu3247	Fe2714	K_7664
Line	226.502 {449}	228.616 {447}	267.716 {126}	324.754 {104}	271.441 {124}	766.490 { 44}
IS Ref	(Y_2243)	(Y_2243)	(Y_3600)	(Y_3600)	(Y_3600)	(Y_3710)
Units	ppb	ppb	ppb	ppb	ppb	ppb
Avg	**.1050**	**89.64**	**61.40**	**26.67**	**2416.**	F **336100.**
Stddev	.0371	.93	.49	.40	14.	893.
%RSD	35.36	1.036	.7940	1.481	.5598	.2657
#1	.0671	88.92	61.54	26.64	2400.	336600.
#2	.1067	89.31	61.79	26.29	2423.	336500.
#3	.1413	90.69	60.85	27.07	2424.	335000.
Check ?	Chk Pass	Chk Pass	Chk Pass	Chk Pass	Chk Pass	Chk Fail
High Limit						100000.
Low Limit						-5000.

Elem	Mg2790	Mn2576	Na5895	Ni2316	Pb2203	Sb2068
Line	279.079 {121}	257.610 {131}	589.592 { 57}	231.604 {446}	220.353 {453}	206.833 {463}
IS Ref	(Y_3600)	(Y_3600)	(Y_3710)	(Y_2243)	(Y_2243)	(Y_2243)
Units	ppb	ppb	ppb	ppb	ppb	ppb
Avg	**14270.**	**51.95**	**43270.**	**533.9**	**3.264**	**3.080**
Stddev	75.	.22	300.	2.5	.606	1.043
%RSD	.5239	.4278	.6939	.4746	18.56	33.86
#1	14320.	51.79	42950.	531.2	3.038	2.755
#2	14300.	52.20	43540.	534.2	3.951	4.246
#3	14180.	51.84	43320.	536.2	2.804	2.238
Check ?	Chk Pass	Chk Pass	Chk Pass	Chk Pass	Chk Pass	Chk Pass
High Limit						
Low Limit						

Sample Name: 460-124902-a-1-b Acquired: 1/22/2017 19:26:09 Type: Unk
Method: BC011117(v8) Mode: CONC Corr. Factor: 1.000000
User: admin Custom ID1: Custom ID2: Custom ID3:
Comment:

Elem	Se196	Tl1908	V_2924	Zn2062	B_2089	Mo2020
Line	196.090 {472}	190.856 {477}	292.402 {115}	206.200 {463}	208.959 {461}	202.030 {467}
IS Ref	(Y_2243)	(Y_2243)	(Y_3600)	(Y_2243)	(Y_2243)	(Y_2243)
Units	ppb	ppb	ppb	ppb	ppb	ppb
Avg	**-3.336**	**6.662**	**1.893**	**30.70**	**1010.**	**44.07**
Stddev	1.813	2.099	.123	.24	6.	.15
%RSD	54.34	31.51	6.471	.7917	.6269	.3455
#1	-5.344	9.048	2.034	30.42	1003.	44.18
#2	-1.819	5.100	1.825	30.77	1014.	44.13
#3	-2.845	5.837	1.819	30.89	1013.	43.90
Check ?	Chk Pass	Chk Pass	Chk Pass	Chk Pass	Chk Pass	Chk Pass
High Limit						
Low Limit						

Elem	Sn1899	Sr4077	Ti3349	Si2881
Line	189.989 {477}	407.771 { 83}	334.941 {101}	288.158 {117}
IS Ref	(Y_2243)	(Y_3710)	(Y_3600)	(Y_2243)
Units	ppb	ppb	ppb	ppb
Avg	**.5275**	**95.98**	**25.73**	**9789.**
Stddev	.2041	.50	.38	121.
%RSD	38.70	.5248	1.471	1.233
#1	.6706	95.44	25.37	9655.
#2	.2937	96.44	25.71	9888.
#3	.6181	96.05	26.12	9826.
Check ?	Chk Pass	Chk Pass	Chk Pass	Chk Pass
High Limit				
Low Limit				

Int. Std.	Y_2243	Y_3600	Y_3710
Line	224.306 {450}	360.073 { 94}	371.030 { 91}
Units	Cts/S	Cts/S	Cts/S
Avg	**5419.1**	**26445.**	**9458.4**
Stddev	32.3	97.	49.5
%RSD	.59682	.36859	.52309
#1	5456.1	26558.	9426.3
#2	5404.8	26391.	9515.4
#3	5396.4	26388.	9433.6

Sample Name: 460-126929-d-2-a Acquired: 1/22/2017 19:29:53 Type: Unk
Method: BC011117(v8) Mode: CONC Corr. Factor: 1.000000
User: admin Custom ID1: Custom ID2: Custom ID3:
Comment:

Elem	Al3961	As1890	Ag3280	Ba2335	Be3130	Ca3181
Line	396.152 { 85}	189.042 {478}	328.068 {103}	233.527 {445}	313.042 {108}	318.128 {106}
IS Ref	(Y_3710)	(Y_2243)	(Y_3600)	(Y_2243)	(Y_3710)	(Y_3600)
Units	ppb	ppb	ppb	ppb	ppb	ppb
Avg	**22.13**	**8.157**	**-.1176**	**754.4**	**.0703**	**135900.**
Stddev	7.11	1.909	.3197	5.1	.0825	653.
%RSD	32.15	23.41	271.8	.6719	117.3	.4800
#1	26.02	8.295	-.0407	748.6	.1612	135200.
#2	26.45	6.182	.1566	757.2	.0000	136200.
#3	13.92	9.993	-.4688	757.5	.0498	136400.
Check ?	Chk Pass	Chk Pass	Chk Pass	Chk Pass	Chk Pass	Chk Pass
High Limit						
Low Limit						

Elem	Cd2265	Co2286	Cr2677	Cu3247	Fe2714	K_7664
Line	226.502 {449}	228.616 {447}	267.716 {126}	324.754 {104}	271.441 {124}	766.490 { 44}
IS Ref	(Y_2243)	(Y_2243)	(Y_3600)	(Y_3600)	(Y_3600)	(Y_3710)
Units	ppb	ppb	ppb	ppb	ppb	ppb
Avg	**.0862**	**1.363**	**-1.679**	**1.897**	**44.78**	**1064.**
Stddev	.0755	.236	.451	.343	2.20	63.
%RSD	87.65	17.31	26.89	18.05	4.921	5.948
#1	.0054	1.230	-1.780	2.277	44.47	1136.
#2	.0979	1.223	-1.185	1.804	42.75	1042.
#3	.1551	1.635	-2.070	1.611	47.13	1015.
Check ?	Chk Pass	Chk Pass	Chk Pass	Chk Pass	Chk Pass	Chk Pass
High Limit						
Low Limit						

Elem	Mg2790	Mn2576	Na5895	Ni2316	Pb2203	Sb2068
Line	279.079 {121}	257.610 {131}	589.592 { 57}	231.604 {446}	220.353 {453}	206.833 {463}
IS Ref	(Y_3600)	(Y_3600)	(Y_3710)	(Y_2243)	(Y_2243)	(Y_2243)
Units	ppb	ppb	ppb	ppb	ppb	ppb
Avg	**12550.**	**7564.**	**31570.**	**14.33**	**-6.487**	**1.228**
Stddev	24.	18.	154.	.78	1.232	1.273
%RSD	.1950	.2363	.4887	5.433	18.99	103.7
#1	12530.	7544.	31400.	14.57	-6.877	.4412
#2	12550.	7569.	31690.	14.96	-5.108	2.697
#3	12580.	7578.	31630.	13.46	-7.476	.5457
Check ?	Chk Pass	Chk Pass	Chk Pass	Chk Pass	Chk Pass	Chk Pass
High Limit						
Low Limit						

Sample Name: 460-126929-d-2-a Acquired: 1/22/2017 19:29:53 Type: Unk
Method: BC011117(v8) Mode: CONC Corr. Factor: 1.000000
User: admin Custom ID1: Custom ID2: Custom ID3:
Comment:

Elem	Se196	Tl1908	V_2924	Zn2062	B_2089	Mo2020
Line	196.090 {472}	190.856 {477}	292.402 {115}	206.200 {463}	208.959 {461}	202.030 {467}
IS Ref	(Y_2243)	(Y_2243)	(Y_3600)	(Y_2243)	(Y_2243)	(Y_2243)
Units	ppb	ppb	ppb	ppb	ppb	ppb
Avg	**-7.906**	**5.316**	**-.7114**	**14.93**	**403.1**	**3.758**
Stddev	2.770	1.077	.1463	.12	2.1	.250
%RSD	35.04	20.25	20.56	.8368	.5274	6.656
#1	-5.251	4.858	-.8172	14.86	400.6	3.471
#2	-7.687	6.546	-.7725	14.86	404.2	3.931
#3	-10.78	4.544	-.5445	15.08	404.4	3.872
Check ?	Chk Pass	Chk Pass	Chk Pass	Chk Pass	Chk Pass	Chk Pass
High Limit						
Low Limit						

Elem	Sn1899	Sr4077	Ti3349	Si2881
Line	189.989 {477}	407.771 { 83}	334.941 {101}	288.158 {117}
IS Ref	(Y_2243)	(Y_3710)	(Y_3600)	(Y_2243)
Units	ppb	ppb	ppb	ppb
Avg	**-.3573**	**274.2**	**1.834**	**9988.**
Stddev	.6073	1.7	.122	62.
%RSD	170.0	.6199	6.630	.6248
#1	.3164	272.2	1.963	10010.
#2	-.5255	275.5	1.721	10030.
#3	-.8628	274.7	1.818	9916.
Check ?	Chk Pass	Chk Pass	Chk Pass	Chk Pass
High Limit				
Low Limit				

Int. Std.	Y_2243	Y_3600	Y_3710
Line	224.306 {450}	360.073 { 94}	371.030 { 91}
Units	Cts/S	Cts/S	Cts/S
Avg	**4142.2**	**20175.**	**6958.5**
Stddev	22.4	196.	107.8
%RSD	.54140	.96992	1.5488
#1	4163.1	20400.	7078.8
#2	4118.5	20081.	6926.1
#3	4145.1	20044.	6870.7

Sample Name: 460-126929-d-3-a Acquired: 1/22/2017 19:33:39 Type: Unk
Method: BC011117(v8) Mode: CONC Corr. Factor: 1.000000
User: admin Custom ID1: Custom ID2: Custom ID3:
Comment:

Elem	Al3961	As1890	Ag3280	Ba2335	Be3130	Ca3181
Line	396.152 { 85}	189.042 {478}	328.068 {103}	233.527 {445}	313.042 {108}	318.128 {106}
IS Ref	(Y_3710)	(Y_2243)	(Y_3600)	(Y_2243)	(Y_3710)	(Y_3600)
Units	ppb	ppb	ppb	ppb	ppb	ppb
Avg	**12.76**	**6.834**	**-.1740**	**412.8**	**.0430**	**144000.**
Stddev	12.01	3.660	.6703	.7	.1095	372.
%RSD	94.14	53.55	385.2	.1719	254.8	.2585
#1	25.84	6.190	-.5614	413.4	.1506	144200.
#2	2.239	10.77	-.5606	412.0	-.0684	144200.
#3	10.19	3.539	.6000	413.0	.0467	143600.
Check ?	Chk Pass	Chk Pass	Chk Pass	Chk Pass	Chk Pass	Chk Pass
High Limit						
Low Limit						

Elem	Cd2265	Co2286	Cr2677	Cu3247	Fe2714	K_7664
Line	226.502 {449}	228.616 {447}	267.716 {126}	324.754 {104}	271.441 {124}	766.490 { 44}
IS Ref	(Y_2243)	(Y_2243)	(Y_3600)	(Y_3600)	(Y_3600)	(Y_3710)
Units	ppb	ppb	ppb	ppb	ppb	ppb
Avg	**.0634**	**12.78**	**-1.842**	**2.437**	**133.1**	**935.5**
Stddev	.1037	.13	.112	.944	8.2	42.5
%RSD	163.6	1.035	6.098	38.73	6.184	4.539
#1	-.0342	12.87	-1.722	2.053	124.8	975.4
#2	.1723	12.63	-1.859	1.745	133.4	890.9
#3	.0522	12.83	-1.945	3.512	141.2	940.2
Check ?	Chk Pass	Chk Pass	Chk Pass	Chk Pass	Chk Pass	Chk Pass
High Limit						
Low Limit						

Elem	Mg2790	Mn2576	Na5895	Ni2316	Pb2203	Sb2068
Line	279.079 {121}	257.610 {131}	589.592 { 57}	231.604 {446}	220.353 {453}	206.833 {463}
IS Ref	(Y_3600)	(Y_3600)	(Y_3710)	(Y_2243)	(Y_2243)	(Y_2243)
Units	ppb	ppb	ppb	ppb	ppb	ppb
Avg	**11460.**	**5988.**	**31470.**	**49.49**	**-6.114**	**2.566**
Stddev	28.	8.	60.	.64	.250	2.189
%RSD	.2443	.1294	.1908	1.289	4.082	85.33
#1	11460.	5980.	31530.	48.83	-6.353	3.182
#2	11490.	5996.	31480.	49.53	-5.855	4.381
#3	11440.	5987.	31410.	50.11	-6.135	.1342
Check ?	Chk Pass	Chk Pass	Chk Pass	Chk Pass	Chk Pass	Chk Pass
High Limit						
Low Limit						

Sample Name: 460-126929-d-3-a Acquired: 1/22/2017 19:33:39 Type: Unk
Method: BC011117(v8) Mode: CONC Corr. Factor: 1.000000
User: admin Custom ID1: Custom ID2: Custom ID3:
Comment:

Elem	Se196	Tl1908	V_2924	Zn2062	B_2089	Mo2020
Line	196.090 {472}	190.856 {477}	292.402 {115}	206.200 {463}	208.959 {461}	202.030 {467}
IS Ref	(Y_2243)	(Y_2243)	(Y_3600)	(Y_2243)	(Y_2243)	(Y_2243)
Units	ppb	ppb	ppb	ppb	ppb	ppb
Avg	**-3.593**	**8.603**	**.6513**	**25.26**	**125.5**	**3.043**
Stddev	1.557	2.500	.0546	.09	.7	.344
%RSD	43.33	29.06	8.388	.3397	.5719	11.31
#1	-4.075	9.033	.5883	25.25	125.1	3.314
#2	-4.853	10.86	.6852	25.35	126.3	2.656
#3	-1.853	5.915	.6804	25.18	125.0	3.160
Check ?	Chk Pass	Chk Pass	Chk Pass	Chk Pass	Chk Pass	Chk Pass
High Limit						
Low Limit						

Elem	Sn1899	Sr4077	Ti3349	Si2881
Line	189.989 {477}	407.771 { 83}	334.941 {101}	288.158 {117}
IS Ref	(Y_2243)	(Y_3710)	(Y_3600)	(Y_2243)
Units	ppb	ppb	ppb	ppb
Avg	**-.6775**	**256.7**	**2.383**	**9218.**
Stddev	1.079	.3	.237	48.
%RSD	159.3	.1152	9.927	.5192
#1	-1.538	256.4	2.313	9164.
#2	.5332	256.7	2.647	9240.
#3	-1.028	257.0	2.189	9252.
Check ?	Chk Pass	Chk Pass	Chk Pass	Chk Pass
High Limit				
Low Limit				

Int. Std.	Y_2243	Y_3600	Y_3710
Line	224.306 {450}	360.073 { 94}	371.030 { 91}
Units	Cts/S	Cts/S	Cts/S
Avg	**4130.5**	**20134.**	**7024.5**
Stddev	13.0	77.	40.8
%RSD	.31382	.37997	.58056
#1	4130.7	20176.	6987.8
#2	4117.4	20046.	7017.3
#3	4143.4	20180.	7068.4

Sample Name: 460-127124-f-1-a Acquired: 1/22/2017 19:37:26 Type: Unk
Method: BC011117(v8) Mode: CONC Corr. Factor: 1.000000
User: admin Custom ID1: Custom ID2: Custom ID3:
Comment:

Elem	Al3961	As1890	Ag3280	Ba2335	Be3130	Ca3181
Line	396.152 { 85}	189.042 {478}	328.068 {103}	233.527 {445}	313.042 {108}	318.128 {106}
IS Ref	(Y_3710)	(Y_2243)	(Y_3600)	(Y_2243)	(Y_3710)	(Y_3600)
Units	ppb	ppb	ppb	ppb	ppb	ppb
Avg	**851.4**	**9.133**	**-.8349**	**259.1**	**.0104**	**240900.**
Stddev	8.7	2.182	.7636	.2	.0903	1817.
%RSD	1.017	23.90	91.45	.0838	869.2	.7540
#1	842.9	8.761	-.3407	259.3	-.0374	242800.
#2	860.2	11.48	-.4496	259.1	-.0460	240900.
#3	851.0	7.161	-1.714	258.9	.1146	239100.
Check ?	Chk Pass	Chk Pass	Chk Pass	Chk Pass	Chk Pass	Chk Pass
High Limit						
Low Limit						

Elem	Cd2265	Co2286	Cr2677	Cu3247	Fe2714	K_7664
Line	226.502 {449}	228.616 {447}	267.716 {126}	324.754 {104}	271.441 {124}	766.490 { 44}
IS Ref	(Y_2243)	(Y_2243)	(Y_3600)	(Y_3600)	(Y_3600)	(Y_3710)
Units	ppb	ppb	ppb	ppb	ppb	ppb
Avg	**2.624**	**.8478**	**8.583**	**34.15**	**8872.**	**44570.**
Stddev	.101	.1195	.170	.14	31.	127.
%RSD	3.858	14.10	1.980	.3957	.3532	.2854
#1	2.508	.7570	8.513	34.19	8853.	44430.
#2	2.695	.8031	8.459	34.00	8854.	44610.
#3	2.668	.9832	8.777	34.27	8908.	44670.
Check ?	Chk Pass	Chk Pass	Chk Pass	Chk Pass	Chk Pass	Chk Pass
High Limit						
Low Limit						

Elem	Mg2790	Mn2576	Na5895	Ni2316	Pb2203	Sb2068
Line	279.079 {121}	257.610 {131}	589.592 { 57}	231.604 {446}	220.353 {453}	206.833 {463}
IS Ref	(Y_3600)	(Y_3600)	(Y_3710)	(Y_2243)	(Y_2243)	(Y_2243)
Units	ppb	ppb	ppb	ppb	ppb	ppb
Avg	**40620.**	**610.4**	F **928000.**	**8.566**	**16.12**	**11.20**
Stddev	388.	3.0	2422.	.352	.89	1.87
%RSD	.9540	.4971	.2610	4.111	5.523	16.70
#1	41000.	613.7	927400.	8.656	15.50	10.26
#2	40640.	609.6	930700.	8.864	15.72	13.35
#3	40220.	607.8	926000.	8.178	17.14	9.989
Check ?	Chk Pass	Chk Pass	Chk Fail	Chk Pass	Chk Pass	Chk Pass
High Limit			250000.			
Low Limit			-5000.			

Sample Name: 460-127124-f-1-a Acquired: 1/22/2017 19:37:26 Type: Unk
Method: BC011117(v8) Mode: CONC Corr. Factor: 1.000000
User: admin Custom ID1: Custom ID2: Custom ID3:
Comment:

Elem	Se196	Tl1908	V_2924	Zn2062	B_2089	Mo2020
Line	196.090 {472}	190.856 {477}	292.402 {115}	206.200 {463}	208.959 {461}	202.030 {467}
IS Ref	(Y_2243)	(Y_2243)	(Y_3600)	(Y_2243)	(Y_2243)	(Y_2243)
Units	ppb	ppb	ppb	ppb	ppb	ppb
Avg	**-5.043**	**9.444**	**8.285**	**266.5**	**1516.**	**4.587**
Stddev	1.234	2.527	.222	2.2	7.	.363
%RSD	24.46	26.76	2.678	.8145	.4435	7.919
#1	-6.422	12.15	8.153	268.9	1509.	5.005
#2	-4.664	7.146	8.162	264.9	1515.	4.405
#3	-4.043	9.035	8.541	265.6	1523.	4.351
Check ?	Chk Pass	Chk Pass	Chk Pass	Chk Pass	Chk Pass	Chk Pass
High Limit						
Low Limit						

Elem	Sn1899	Sr4077	Ti3349	Si2881
Line	189.989 {477}	407.771 { 83}	334.941 {101}	288.158 {117}
IS Ref	(Y_2243)	(Y_3710)	(Y_3600)	(Y_2243)
Units	ppb	ppb	ppb	ppb
Avg	**2.491**	**2151.**	**37.20**	**14880.**
Stddev	.605	7.	.52	229.
%RSD	24.30	.3095	1.405	1.538
#1	3.190	2151.	36.62	15010.
#2	2.158	2145.	37.35	14610.
#3	2.126	2158.	37.63	15000.
Check ?	Chk Pass	Chk Pass	Chk Pass	Chk Pass
High Limit				
Low Limit				

Int. Std.	Y_2243	Y_3600	Y_3710
Line	224.306 {450}	360.073 { 94}	371.030 { 91}
Units	Cts/S	Cts/S	Cts/S
Avg	**3901.9**	**18690.**	**6925.7**
Stddev	22.2	169.	85.4
%RSD	.56823	.90202	1.2337
#1	3878.8	18510.	6912.2
#2	3923.0	18714.	6847.9
#3	3903.9	18845.	7017.2

Sample Name: CCV Acquired: 1/22/2017 19:41:20 Type: QC
Method: BC011117(v8) Mode: CONC Corr. Factor: 1.000000
User: admin Custom ID1: Custom ID2: Custom ID3:
Comment:

Elem	Al3961	As1890	Ag3280	Ba2335	Be3130	Ca3181
Line	396.152 { 85}	189.042 {478}	328.068 {103}	233.527 {445}	313.042 {108}	318.128 {106}
IS Ref	(Y_3710)	(Y_2243)	(Y_3600)	(Y_2243)	(Y_3710)	(Y_3600)
Units	ppb	ppb	ppb	ppb	ppb	ppb
Avg	**121000.**	**2454.**	**1256.**	**10010.**	**931.8**	**119200.**
Stddev	426.	1.	6.	34.	4.2	1058.
%RSD	.3520	.0302	.5055	.3424	.4495	.8878
#1	120500.	2454.	1249.	9978.	927.0	118200.
#2	121000.	2453.	1260.	10020.	935.0	119200.
#3	121400.	2454.	1259.	10050.	933.2	120300.
Check ?	Chk Pass	Chk Pass	Chk Pass	Chk Pass	Chk Pass	Chk Pass
Value						
Range						

Elem	Cd2265	Co2286	Cr2677	Cu3247	Fe2714	K_7664
Line	226.502 {449}	228.616 {447}	267.716 {126}	324.754 {104}	271.441 {124}	766.490 { 44}
IS Ref	(Y_2243)	(Y_2243)	(Y_3600)	(Y_3600)	(Y_3600)	(Y_3710)
Units	ppb	ppb	ppb	ppb	ppb	ppb
Avg	**1232.**	**2445.**	**4913.**	**12300.**	**96730.**	**50950.**
Stddev	7.	7.	35.	53.	794.	109.
%RSD	.5493	.2938	.7128	.4296	.8211	.2135
#1	1225.	2437.	4883.	12240.	95910.	50830.
#2	1233.	2448.	4905.	12320.	96780.	50990.
#3	1238.	2451.	4951.	12340.	97490.	51040.
Check ?	Chk Pass	Chk Pass	Chk Pass	Chk Pass	Chk Pass	Chk Pass
Value						
Range						

Elem	Mg2790	Mn2576	Na5895	Ni2316	Pb2203	Sb2068
Line	279.079 {121}	257.610 {131}	589.592 { 57}	231.604 {446}	220.353 {453}	206.833 {463}
IS Ref	(Y_3600)	(Y_3600)	(Y_3710)	(Y_2243)	(Y_2243)	(Y_2243)
Units	ppb	ppb	ppb	ppb	ppb	ppb
Avg	**119600.**	**4935.**	**130200.**	**2464.**	**7408.**	**970.5**
Stddev	1203.	34.	257.	14.	52.	4.1
%RSD	1.005	.6793	.1977	.5489	.6998	.4260
#1	118500.	4901.	129900.	2449.	7350.	969.4
#2	119500.	4937.	130300.	2467.	7425.	975.0
#3	120900.	4968.	130400.	2476.	7450.	967.0
Check ?	Chk Pass	Chk Pass	Chk Pass	Chk Pass	Chk Pass	Chk Pass
Value						
Range						

Sample Name: CCV Acquired: 1/22/2017 19:41:20 Type: QC
Method: BC011117(v8) Mode: CONC Corr. Factor: 1.000000
User: admin Custom ID1: Custom ID2: Custom ID3:
Comment:

Elem	Se196	Tl1908	V_2924	Zn2062	B_2089	Mo2020
Line	196.090 {472}	190.856 {477}	292.402 {115}	206.200 {463}	208.959 {461}	202.030 {467}
IS Ref	(Y_2243)	(Y_2243)	(Y_3600)	(Y_2243)	(Y_2243)	(Y_2243)
Units	ppb	ppb	ppb	ppb	ppb	ppb
Avg	**2457.**	**2472.**	**2447.**	**2474.**	**988.4**	**2404.**
Stddev	12.	10.	11.	24.	3.6	7.
%RSD	.5027	.3990	.4319	.9540	.3663	.2798
#1	2461.	2461.	2436.	2452.	988.2	2397.
#2	2467.	2479.	2449.	2470.	992.1	2410.
#3	2443.	2476.	2456.	2499.	984.8	2406.
Check ?	Chk Pass	Chk Pass	Chk Pass	Chk Pass	Chk Pass	Chk Pass
Value						
Range						

Elem	Sn1899	Sr4077	Ti3349	Si2881
Line	189.989 {477}	407.771 { 83}	334.941 {101}	288.158 {117}
IS Ref	(Y_2243)	(Y_3710)	(Y_3600)	(Y_2243)
Units	ppb	ppb	ppb	ppb
Avg	**973.6**	**5003.**	**9857.**	**8358.**
Stddev	5.7	13.	49.	80.
%RSD	.5835	.2527	.5001	.9521
#1	967.9	4989.	9802.	8274.
#2	973.5	5014.	9871.	8432.
#3	979.3	5004.	9898.	8370.
Check ?	Chk Pass	Chk Pass	Chk Pass	None
Value				
Range				

Int. Std.	Y_2243	Y_3600	Y_3710
Line	224.306 {450}	360.073 { 94}	371.030 { 91}
Units	Cts/S	Cts/S	Cts/S
Avg	**3916.8**	**19383.**	**6908.3**
Stddev	26.9	112.	86.2
%RSD	.68785	.57726	1.2480
#1	3931.3	19448.	6964.5
#2	3933.4	19446.	6951.4
#3	3885.7	19253.	6809.1

Sample Name: CCB Acquired: 1/22/2017 19:44:48 Type: QC
Method: BC011117(v8) Mode: CONC Corr. Factor: 1.000000
User: admin Custom ID1: Custom ID2: Custom ID3:
Comment:

Elem	Al3961	As1890	Ag3280	Ba2335	Be3130	Ca3181
Line	396.152 { 85}	189.042 {478}	328.068 {103}	233.527 {445}	313.042 {108}	318.128 {106}
IS Ref	(Y_3710)	(Y_2243)	(Y_3600)	(Y_2243)	(Y_3710)	(Y_3600)
Units	ppb	ppb	ppb	ppb	ppb	ppb
Avg	**8.600**	**1.501**	**-.6179**	**.4291**	**.1702**	**14.75**
Stddev	12.49	1.239	.3733	.4329	.0239	7.82
%RSD	145.2	82.53	60.41	100.9	14.04	52.98
#1	22.37	2.426	-.1974	.8834	.1498	23.53
#2	-1.986	1.985	-.7463	.0213	.1643	12.18
#3	5.415	.0934	-.9101	.3827	.1965	8.546
Check ?	Chk Pass	Chk Pass	Chk Pass	Chk Pass	Chk Pass	Chk Pass
High Limit						
Low Limit						

Elem	Cd2265	Co2286	Cr2677	Cu3247	Fe2714	K_7664
Line	226.502 {449}	228.616 {447}	267.716 {126}	324.754 {104}	271.441 {124}	766.490 { 44}
IS Ref	(Y_2243)	(Y_2243)	(Y_3600)	(Y_3600)	(Y_3600)	(Y_3710)
Units	ppb	ppb	ppb	ppb	ppb	ppb
Avg	**-.0310**	**.0686**	**.4502**	**1.113**	**7.811**	**38.51**
Stddev	.0541	.3661	.8222	.700	6.459	6.07
%RSD	174.3	533.9	182.6	62.88	82.69	15.75
#1	.0314	.3895	1.398	1.680	10.12	45.39
#2	-.0646	.1465	.0269	.3306	12.80	36.20
#3	-.0598	-.3302	-.0742	1.329	.5153	33.93
Check ?	Chk Pass	Chk Pass	Chk Pass	Chk Pass	Chk Pass	Chk Pass
High Limit						
Low Limit						

Elem	Mg2790	Mn2576	Na5895	Ni2316	Pb2203	Sb2068
Line	279.079 {121}	257.610 {131}	589.592 { 57}	231.604 {446}	220.353 {453}	206.833 {463}
IS Ref	(Y_3600)	(Y_3600)	(Y_3710)	(Y_2243)	(Y_2243)	(Y_2243)
Units	ppb	ppb	ppb	ppb	ppb	ppb
Avg	**1.949**	**.3286**	**70.37**	**.0841**	**2.415**	**2.054**
Stddev	5.945	.2692	29.65	.1886	.926	2.022
%RSD	305.1	81.91	42.14	224.2	38.34	98.49
#1	7.952	.6354	104.3	-.0455	2.358	2.550
#2	1.830	.2185	49.37	.3005	3.369	-.1708
#3	-3.937	.1320	57.45	-.0026	1.519	3.782
Check ?	Chk Pass	Chk Pass	Chk Pass	Chk Pass	Chk Pass	Chk Pass
High Limit						
Low Limit						

Sample Name: CCB Acquired: 1/22/2017 19:44:48 Type: QC
Method: BC011117(v8) Mode: CONC Corr. Factor: 1.000000
User: admin Custom ID1: Custom ID2: Custom ID3:
Comment:

Elem	Se196	Tl1908	V_2924	Zn2062	B_2089	Mo2020
Line	196.090 {472}	190.856 {477}	292.402 {115}	206.200 {463}	208.959 {461}	202.030 {467}
IS Ref	(Y_2243)	(Y_2243)	(Y_3600)	(Y_2243)	(Y_2243)	(Y_2243)
Units	ppb	ppb	ppb	ppb	ppb	ppb
Avg	**2.502**	**2.907**	**-.3018**	**.3839**	**2.433**	**2.454**
Stddev	1.600	3.201	.5279	.2045	.394	.296
%RSD	63.94	110.1	175.0	53.28	16.22	12.07
#1	1.804	5.141	-.1652	.6046	2.844	2.319
#2	1.370	-.7603	.1445	.2008	2.395	2.250
#3	4.332	4.340	-.8845	.3463	2.058	2.794
Check ?	Chk Pass	Chk Pass	Chk Pass	Chk Pass	Chk Pass	Chk Pass
High Limit						
Low Limit						

Elem	Sn1899	Sr4077	Ti3349	Si2881
Line	189.989 {477}	407.771 { 83}	334.941 {101}	288.158 {117}
IS Ref	(Y_2243)	(Y_3710)	(Y_3600)	(Y_2243)
Units	ppb	ppb	ppb	ppb
Avg	**-.3250**	**.3824**	**1.168**	**-25.58**
Stddev	.5465	.3267	.121	8.31
%RSD	168.2	85.43	10.38	32.47
#1	-.6098	.6291	1.299	-16.03
#2	-.6702	.5062	1.144	-29.56
#3	.3051	.0119	1.060	-31.14
Check ?	Chk Pass	Chk Pass	Chk Pass	None
High Limit				
Low Limit				

Int. Std.	Y_2243	Y_3600	Y_3710
Line	224.306 {450}	360.073 { 94}	371.030 { 91}
Units	Cts/S	Cts/S	Cts/S
Avg	**4172.3**	**20407.**	**6798.8**
Stddev	3.9	62.	51.8
%RSD	.09338	.30430	.76246
#1	4169.7	20358.	6778.5
#2	4170.5	20477.	6857.7
#3	4176.8	20387.	6760.1

Sample Name: CCVL Acquired: 1/22/2017 19:48:41 Type: QC
Method: BC011117(v8) Mode: CONC Corr. Factor: 1.000000
User: admin Custom ID1: Custom ID2: Custom ID3:
Comment:

Elem	Al3961	As1890	Ag3280	Ba2335	Be3130	Ca3181
Line	396.152 { 85}	189.042 {478}	328.068 {103}	233.527 {445}	313.042 {108}	318.128 {106}
IS Ref	(Y_3710)	(Y_2243)	(Y_3600)	(Y_2243)	(Y_3710)	(Y_3600)
Units	ppb	ppb	ppb	ppb	ppb	ppb
Avg	**181.2**	**12.75**	**9.267**	**204.0**	**2.015**	**4811.**
Stddev	13.3	1.76	.362	.7	.204	41.
%RSD	7.357	13.82	3.907	.3572	10.11	.8564
#1	179.7	14.75	9.456	203.2	1.780	4801.
#2	168.7	12.03	9.497	204.6	2.113	4777.
#3	195.2	11.46	8.850	204.3	2.150	4857.
Check ?	Chk Pass	Chk Pass	Chk Pass	Chk Pass	Chk Pass	Chk Pass
Value						
Range						

Elem	Cd2265	Co2286	Cr2677	Cu3247	Fe2714	K_7664
Line	226.502 {449}	228.616 {447}	267.716 {126}	324.754 {104}	271.441 {124}	766.490 { 44}
IS Ref	(Y_2243)	(Y_2243)	(Y_3600)	(Y_3600)	(Y_3600)	(Y_3710)
Units	ppb	ppb	ppb	ppb	ppb	ppb
Avg	**3.930**	**50.68**	**9.829**	**24.76**	**157.2**	**4737.**
Stddev	.059	.17	.428	.30	7.1	27.
%RSD	1.493	.3352	4.352	1.221	4.501	.5779
#1	3.877	50.53	10.27	24.59	153.6	4715.
#2	3.993	50.65	9.420	25.11	165.4	4728.
#3	3.919	50.86	9.794	24.58	152.7	4768.
Check ?	Chk Pass	Chk Pass	Chk Pass	Chk Pass	Chk Pass	Chk Pass
Value						
Range						

Elem	Mg2790	Mn2576	Na5895	Ni2316	Pb2203	Sb2068
Line	279.079 {121}	257.610 {131}	589.592 { 57}	231.604 {446}	220.353 {453}	206.833 {463}
IS Ref	(Y_3600)	(Y_3600)	(Y_3710)	(Y_2243)	(Y_2243)	(Y_2243)
Units	ppb	ppb	ppb	ppb	ppb	ppb
Avg	**4687.**	**15.63**	**4690.**	**41.61**	**11.66**	**18.73**
Stddev	109.	.30	44.	.85	.44	2.07
%RSD	2.328	1.890	.9299	2.052	3.776	11.06
#1	4609.	15.40	4739.	40.62	11.83	20.73
#2	4641.	15.53	4677.	42.08	11.16	18.85
#3	4812.	15.97	4655.	42.12	11.99	16.59
Check ?	Chk Pass	Chk Pass	Chk Pass	Chk Pass	Chk Pass	Chk Pass
Value						
Range						

Sample Name: CCVL Acquired: 1/22/2017 19:48:41 Type: QC
Method: BC011117(v8) Mode: CONC Corr. Factor: 1.000000
User: admin Custom ID1: Custom ID2: Custom ID3:
Comment:

Elem	Se196	Tl1908	V_2924	Zn2062	B_2089	Mo2020
Line	196.090 {472}	190.856 {477}	292.402 {115}	206.200 {463}	208.959 {461}	202.030 {467}
IS Ref	(Y_2243)	(Y_2243)	(Y_3600)	(Y_2243)	(Y_2243)	(Y_2243)
Units	ppb	ppb	ppb	ppb	ppb	ppb
Avg	**17.99**	**24.22**	**49.33**	**31.46**	**48.19**	**19.45**
Stddev	.67	1.21	.45	.37	.65	.23
%RSD	3.698	5.002	.9122	1.183	1.352	1.206
#1	18.50	25.32	49.00	31.03	48.10	19.59
#2	17.24	22.92	49.14	31.69	48.88	19.58
#3	18.25	24.42	49.84	31.65	47.59	19.18
Check ?	Chk Pass	Chk Pass	Chk Pass	Chk Pass	Chk Pass	Chk Pass
Value						
Range						

Elem	Sn1899	Sr4077	Ti3349	Si2881
Line	189.989 {477}	407.771 { 83}	334.941 {101}	288.158 {117}
IS Ref	(Y_2243)	(Y_3710)	(Y_3600)	(Y_2243)
Units	ppb	ppb	ppb	ppb
Avg	**48.89**	**19.55**	**19.97**	F **-24.35**
Stddev	.32	.34	.48	16.00
%RSD	.6487	1.755	2.396	65.70
#1	49.20	19.59	19.58	-40.84
#2	48.92	19.19	19.83	-23.30
#3	48.56	19.87	20.51	-8.903
Check ?	Chk Pass	Chk Pass	Chk Pass	Chk Fail
Value				200.0
Range				-30.50%

Int. Std.	Y_2243	Y_3600	Y_3710
Line	224.306 {450}	360.073 { 94}	371.030 { 91}
Units	Cts/S	Cts/S	Cts/S
Avg	**4216.5**	**20636.**	**7023.0**
Stddev	19.8	269.	125.4
%RSD	.47018	1.3043	1.7856
#1	4217.7	20583.	6954.4
#2	4235.8	20928.	7167.7
#3	4196.2	20398.	6946.8

Sample Name: 460-127124-f-2-a Acquired: 1/22/2017 19:52:31 Type: Unk
Method: BC011117(v8) Mode: CONC Corr. Factor: 1.000000
User: admin Custom ID1: Custom ID2: Custom ID3:
Comment:

Elem	Al3961	As1890	Ag3280	Ba2335	Be3130	Ca3181
Line	396.152 { 85}	189.042 {478}	328.068 {103}	233.527 {445}	313.042 {108}	318.128 {106}
IS Ref	(Y_3710)	(Y_2243)	(Y_3600)	(Y_2243)	(Y_3710)	(Y_3600)
Units	ppb	ppb	ppb	ppb	ppb	ppb
Avg	**500.1**	**5.219**	**-1.055**	**218.6**	**.0198**	**200800.**
Stddev	13.8	.766	.639	.6	.0653	753.
%RSD	2.756	14.69	60.60	.2783	330.2	.3749
#1	488.5	6.090	-1.503	218.6	-.0459	201700.
#2	496.4	4.917	-1.338	218.0	.0205	200400.
#3	515.3	4.650	-.3228	219.2	.0847	200300.
Check ?	Chk Pass	Chk Pass	Chk Pass	Chk Pass	Chk Pass	Chk Pass
High Limit						
Low Limit						

Elem	Cd2265	Co2286	Cr2677	Cu3247	Fe2714	K_7664
Line	226.502 {449}	228.616 {447}	267.716 {126}	324.754 {104}	271.441 {124}	766.490 { 44}
IS Ref	(Y_2243)	(Y_2243)	(Y_3600)	(Y_3600)	(Y_3600)	(Y_3710)
Units	ppb	ppb	ppb	ppb	ppb	ppb
Avg	**1.911**	**.7930**	**5.061**	**31.61**	**10430.**	**36650.**
Stddev	.120	.2281	.204	.50	51.	192.
%RSD	6.283	28.76	4.024	1.597	.4919	.5225
#1	1.964	.5361	4.833	31.07	10430.	36430.
#2	1.996	.8712	5.128	31.70	10380.	36800.
#3	1.774	.9717	5.224	32.07	10490.	36710.
Check ?	Chk Pass	Chk Pass	Chk Pass	Chk Pass	Chk Pass	Chk Pass
High Limit						
Low Limit						

Elem	Mg2790	Mn2576	Na5895	Ni2316	Pb2203	Sb2068
Line	279.079 {121}	257.610 {131}	589.592 { 57}	231.604 {446}	220.353 {453}	206.833 {463}
IS Ref	(Y_3600)	(Y_3600)	(Y_3710)	(Y_2243)	(Y_2243)	(Y_2243)
Units	ppb	ppb	ppb	ppb	ppb	ppb
Avg	**34030.**	**542.4**	F **769200.**	**6.872**	**5.368**	**6.785**
Stddev	140.	1.5	14640.	.424	1.099	2.165
%RSD	.4120	.2680	1.903	6.174	20.48	31.91
#1	34190.	544.0	753200.	6.428	4.797	4.285
#2	33950.	541.7	782000.	7.274	6.635	8.061
#3	33940.	541.4	772400.	6.914	4.672	8.009
Check ?	Chk Pass	Chk Pass	Chk Fail	Chk Pass	Chk Pass	Chk Pass
High Limit			250000.			
Low Limit			-5000.			

Sample Name: 460-127124-f-2-a Acquired: 1/22/2017 19:52:31 Type: Unk
Method: BC011117(v8) Mode: CONC Corr. Factor: 1.000000
User: admin Custom ID1: Custom ID2: Custom ID3:
Comment:

Elem	Se196	Tl1908	V_2924	Zn2062	B_2089	Mo2020
Line	196.090 {472}	190.856 {477}	292.402 {115}	206.200 {463}	208.959 {461}	202.030 {467}
IS Ref	(Y_2243)	(Y_2243)	(Y_3600)	(Y_2243)	(Y_2243)	(Y_2243)
Units	ppb	ppb	ppb	ppb	ppb	ppb
Avg	**-2.607**	**8.986**	**3.485**	**285.1**	**1209.**	**2.470**
Stddev	.041	2.088	.530	3.1	18.	.313
%RSD	1.580	23.24	15.22	1.098	1.450	12.69
#1	-2.650	11.04	4.048	281.8	1190.	2.722
#2	-2.567	9.047	2.995	285.3	1212.	2.119
#3	-2.605	6.869	3.410	288.1	1225.	2.569
Check ?	Chk Pass	Chk Pass	Chk Pass	Chk Pass	Chk Pass	Chk Pass
High Limit						
Low Limit						

Elem	Sn1899	Sr4077	Ti3349	Si2881
Line	189.989 {477}	407.771 { 83}	334.941 {101}	288.158 {117}
IS Ref	(Y_2243)	(Y_3710)	(Y_3600)	(Y_2243)
Units	ppb	ppb	ppb	ppb
Avg	**.3767**	**1743.**	**22.22**	**12250.**
Stddev	.4967	5.	.85	67.
%RSD	131.8	.2703	3.819	.5493
#1	.9301	1737.	23.20	12200.
#2	-.0305	1746.	21.65	12320.
#3	.2306	1745.	21.82	12230.
Check ?	Chk Pass	Chk Pass	Chk Pass	Chk Pass
High Limit				
Low Limit				

Int. Std.	Y_2243	Y_3600	Y_3710
Line	224.306 {450}	360.073 { 94}	371.030 { 91}
Units	Cts/S	Cts/S	Cts/S
Avg	**3976.6**	**19094.**	**6972.9**
Stddev	18.3	36.	20.6
%RSD	.46096	.18962	.29521
#1	3996.8	19127.	6974.2
#2	3972.1	19100.	6992.8
#3	3961.0	19055.	6951.7

Sample Name: 460-127124-f-3-a Acquired: 1/22/2017 19:56:24 Type: Unk
Method: BC011117(v8) Mode: CONC Corr. Factor: 1.000000
User: admin Custom ID1: Custom ID2: Custom ID3:
Comment:

Elem	Al3961	As1890	Ag3280	Ba2335	Be3130	Ca3181
Line	396.152 { 85}	189.042 {478}	328.068 {103}	233.527 {445}	313.042 {108}	318.128 {106}
IS Ref	(Y_3710)	(Y_2243)	(Y_3600)	(Y_2243)	(Y_3710)	(Y_3600)
Units	ppb	ppb	ppb	ppb	ppb	ppb
Avg	**15.21**	**1.011**	**-.7652**	**8.878**	**-.0435**	**5537.**
Stddev	7.80	.829	.7140	.274	.1228	33.
%RSD	51.25	81.98	93.30	3.085	282.1	.5984
#1	6.291	.9339	-.8780	8.663	.0275	5501.
#2	18.61	1.877	-1.416	9.186	-.1854	5567.
#3	20.72	.2237	-.0016	8.785	.0272	5542.
Check ?	Chk Pass	Chk Pass	Chk Pass	Chk Pass	Chk Pass	Chk Pass
High Limit						
Low Limit						

Elem	Cd2265	Co2286	Cr2677	Cu3247	Fe2714	K_7664
Line	226.502 {449}	228.616 {447}	267.716 {126}	324.754 {104}	271.441 {124}	766.490 { 44}
IS Ref	(Y_2243)	(Y_2243)	(Y_3600)	(Y_3600)	(Y_3600)	(Y_3710)
Units	ppb	ppb	ppb	ppb	ppb	ppb
Avg	**.0371**	**.7054**	**-.5448**	**2.024**	**418.5**	**3120.**
Stddev	.0895	.2081	.4034	.487	10.5	61.
%RSD	241.0	29.49	74.04	24.04	2.498	1.946
#1	-.0648	.9185	-.4293	1.586	411.4	3186.
#2	.1028	.5028	-.2117	1.939	430.5	3106.
#3	.0734	.6950	-.9933	2.548	413.6	3067.
Check ?	Chk Pass	Chk Pass	Chk Pass	Chk Pass	Chk Pass	Chk Pass
High Limit						
Low Limit						

Elem	Mg2790	Mn2576	Na5895	Ni2316	Pb2203	Sb2068
Line	279.079 {121}	257.610 {131}	589.592 { 57}	231.604 {446}	220.353 {453}	206.833 {463}
IS Ref	(Y_3600)	(Y_3600)	(Y_3710)	(Y_2243)	(Y_2243)	(Y_2243)
Units	ppb	ppb	ppb	ppb	ppb	ppb
Avg	**2923.**	**139.5**	**67110.**	**1.220**	**.6409**	**1.759**
Stddev	86.	2.8	206.	.369	.2227	1.603
%RSD	2.926	2.007	.3061	30.22	34.75	91.13
#1	2852.	136.9	67320.	.8707	.7926	1.922
#2	3018.	142.4	66910.	1.605	.7449	.0808
#3	2900.	139.1	67100.	1.183	.3852	3.274
Check ?	Chk Pass	Chk Pass	Chk Pass	Chk Pass	Chk Pass	Chk Pass
High Limit						
Low Limit						

Sample Name: 460-127124-f-3-a Acquired: 1/22/2017 19:56:24 Type: Unk
Method: BC011117(v8) Mode: CONC Corr. Factor: 1.000000
User: admin Custom ID1: Custom ID2: Custom ID3:
Comment:

Elem	Se196	Tl1908	V_2924	Zn2062	B_2089	Mo2020
Line	196.090 {472}	190.856 {477}	292.402 {115}	206.200 {463}	208.959 {461}	202.030 {467}
IS Ref	(Y_2243)	(Y_2243)	(Y_3600)	(Y_2243)	(Y_2243)	(Y_2243)
Units	ppb	ppb	ppb	ppb	ppb	ppb
Avg	**-2.403**	**4.912**	**-.3268**	**46.31**	**34.55**	**-.4121**
Stddev	1.985	2.533	.1619	.32	.52	.1722
%RSD	82.60	51.56	49.55	.6915	1.495	41.80
#1	-.5463	4.653	-.1404	45.98	35.12	-.5846
#2	-2.167	2.519	-.4331	46.62	34.40	-.4116
#3	-4.494	7.565	-.4068	46.34	34.12	-.2401
Check ?	Chk Pass	Chk Pass	Chk Pass	Chk Pass	Chk Pass	Chk Pass
High Limit						
Low Limit						

Elem	Sn1899	Sr4077	Ti3349	Si2881
Line	189.989 {477}	407.771 { 83}	334.941 {101}	288.158 {117}
IS Ref	(Y_2243)	(Y_3710)	(Y_3600)	(Y_2243)
Units	ppb	ppb	ppb	ppb
Avg	**-.9111**	**29.43**	**.3475**	**2276.**
Stddev	.8174	1.17	.2117	19.
%RSD	89.72	3.972	60.92	.8499
#1	-.0116	30.76	.5251	2292.
#2	-1.113	28.56	.1132	2255.
#3	-1.608	28.98	.4042	2281.
Check ?	Chk Pass	Chk Pass	Chk Pass	Chk Pass
High Limit				
Low Limit				

Int. Std.	Y_2243	Y_3600	Y_3710
Line	224.306 {450}	360.073 { 94}	371.030 { 91}
Units	Cts/S	Cts/S	Cts/S
Avg	**4206.6**	**20204.**	**6875.6**
Stddev	28.4	251.	67.9
%RSD	.67513	1.2399	.98700
#1	4239.3	20493.	6931.2
#2	4187.5	20058.	6800.0
#3	4193.1	20061.	6895.6

Sample Name: pds 460-127059-f-7-a Acquired: 1/22/2017 20:00:14 Type: Unk
Method: BC011117(v8) Mode: CONC Corr. Factor: 1.000000
User: admin Custom ID1: Custom ID2: Custom ID3:
Comment:

Elem	Al3961	As1890	Ag3280	Ba2335	Be3130	Ca3181
Line	396.152 { 85}	189.042 {478}	328.068 {103}	233.527 {445}	313.042 {108}	318.128 {106}
IS Ref	(Y_3710)	(Y_2243)	(Y_3600)	(Y_2243)	(Y_3710)	(Y_3600)
Units	ppb	ppb	ppb	ppb	ppb	ppb
Avg	**2348.**	**2110.**	**54.66**	**2166.**	**48.94**	**120500.**
Stddev	39.	11.	1.35	2.	.19	144.
%RSD	1.642	.5307	2.471	.0875	.3872	.1199
#1	2392.	2100.	53.37	2167.	48.72	120300.
#2	2332.	2108.	54.55	2164.	49.03	120600.
#3	2320.	2122.	56.07	2166.	49.06	120400.
Check ?	Chk Pass	Chk Pass	Chk Pass	Chk Pass	Chk Pass	Chk Pass
High Limit						
Low Limit						

Elem	Cd2265	Co2286	Cr2677	Cu3247	Fe2714	K_7664
Line	226.502 {449}	228.616 {447}	267.716 {126}	324.754 {104}	271.441 {124}	766.490 { 44}
IS Ref	(Y_2243)	(Y_2243)	(Y_3600)	(Y_3600)	(Y_3600)	(Y_3710)
Units	ppb	ppb	ppb	ppb	ppb	ppb
Avg	**51.85**	**512.9**	**210.2**	**260.0**	**4030.**	**26610.**
Stddev	.09	.9	1.6	2.3	38.	130.
%RSD	.1809	.1790	.7463	.8763	.9426	.4866
#1	51.92	512.6	208.7	258.8	3987.	26490.
#2	51.75	512.2	210.2	258.5	4044.	26590.
#3	51.89	513.9	211.8	262.6	4059.	26750.
Check ?	Chk Pass	Chk Pass	Chk Pass	Chk Pass	Chk Pass	Chk Pass
High Limit						
Low Limit						

Elem	Mg2790	Mn2576	Na5895	Ni2316	Pb2203	Sb2068
Line	279.079 {121}	257.610 {131}	589.592 { 57}	231.604 {446}	220.353 {453}	206.833 {463}
IS Ref	(Y_3600)	(Y_3600)	(Y_3710)	(Y_2243)	(Y_2243)	(Y_2243)
Units	ppb	ppb	ppb	ppb	ppb	ppb
Avg	**37480.**	**5158.**	F **420200.**	**519.9**	**516.0**	**504.2**
Stddev	137.	7.	1449.	2.9	1.9	1.3
%RSD	.3655	.1417	.3448	.5547	.3719	.2590
#1	37340.	5150.	418600.	518.3	514.3	505.5
#2	37600.	5163.	421500.	518.0	518.1	502.9
#3	37510.	5161.	420600.	523.2	515.6	504.3
Check ?	Chk Pass	Chk Pass	Chk Fail	Chk Pass	Chk Pass	Chk Pass
High Limit			250000.			
Low Limit			-5000.			

Sample Name: pds 460-127059-f-7-a Acquired: 1/22/2017 20:00:14 Type: Unk
Method: BC011117(v8) Mode: CONC Corr. Factor: 1.000000
User: admin Custom ID1: Custom ID2: Custom ID3:
Comment:

Elem	Se196	Tl1908	V_2924	Zn2062	B_2089	Mo2020
Line	196.090 {472}	190.856 {477}	292.402 {115}	206.200 {463}	208.959 {461}	202.030 {467}
IS Ref	(Y_2243)	(Y_2243)	(Y_3600)	(Y_2243)	(Y_2243)	(Y_2243)
Units	ppb	ppb	ppb	ppb	ppb	ppb
Avg	**2160.**	**2049.**	**525.4**	**559.9**	**618.5**	**506.0**
Stddev	9.	12.	3.7	.3	5.9	3.2
%RSD	.4391	.5779	.7086	.0478	.9619	.6418
#1	2150.	2036.	522.8	560.2	611.7	502.4
#2	2162.	2057.	523.8	559.7	620.7	508.8
#3	2169.	2055.	529.7	559.7	623.0	506.8
Check ?	Chk Pass	Chk Pass	Chk Pass	Chk Pass	Chk Pass	Chk Pass
High Limit						
Low Limit						

Elem	Sn1899	Sr4077	Ti3349	Si2881
Line	189.989 {477}	407.771 { 83}	334.941 {101}	288.158 {117}
IS Ref	(Y_2243)	(Y_3710)	(Y_3600)	(Y_2243)
Units	ppb	ppb	ppb	ppb
Avg	**519.7**	**963.1**	**520.4**	**10490.**
Stddev	3.7	2.6	1.9	21.
%RSD	.7029	.2699	.3608	.2041
#1	515.7	960.4	518.8	10500.
#2	522.8	963.1	520.0	10470.
#3	520.6	965.6	522.5	10510.
Check ?	Chk Pass	Chk Pass	Chk Pass	Chk Pass
High Limit				
Low Limit				

Int. Std.	Y_2243	Y_3600	Y_3710
Line	224.306 {450}	360.073 { 94}	371.030 { 91}
Units	Cts/S	Cts/S	Cts/S
Avg	**3976.4**	**19135.**	**6705.3**
Stddev	11.3	158.	43.5
%RSD	.28453	.82335	.64896
#1	3985.8	19316.	6746.0
#2	3979.6	19063.	6710.5
#3	3963.9	19027.	6659.4

Sample Name: 460-127059-f-7-c ms Acquired: 1/22/2017 20:03:55 Type: Unk
Method: BC011117(v8) Mode: CONC Corr. Factor: 1.000000
User: admin Custom ID1: Custom ID2: Custom ID3:
Comment:

Elem	Al3961	As1890	Ag3280	Ba2335	Be3130	Ca3181
Line	396.152 { 85}	189.042 {478}	328.068 {103}	233.527 {445}	313.042 {108}	318.128 {106}
IS Ref	(Y_3710)	(Y_2243)	(Y_3600)	(Y_2243)	(Y_3710)	(Y_3600)
Units	ppb	ppb	ppb	ppb	ppb	ppb
Avg	**2126.**	**1856.**	**48.56**	**1908.**	**42.54**	**119000.**
Stddev	15.	6.	.79	4.	.56	800.
%RSD	.7075	.3114	1.626	.2118	1.326	.6726
#1	2143.	1852.	47.85	1908.	43.12	118300.
#2	2121.	1862.	48.43	1912.	42.50	118800.
#3	2115.	1853.	49.41	1904.	41.99	119900.
Check ?	Chk Pass	Chk Pass	Chk Pass	Chk Pass	Chk Pass	Chk Pass
High Limit						
Low Limit						

Elem	Cd2265	Co2286	Cr2677	Cu3247	Fe2714	K_7664
Line	226.502 {449}	228.616 {447}	267.716 {126}	324.754 {104}	271.441 {124}	766.490 { 44}
IS Ref	(Y_2243)	(Y_2243)	(Y_3600)	(Y_3600)	(Y_3600)	(Y_3710)
Units	ppb	ppb	ppb	ppb	ppb	ppb
Avg	**45.23**	**448.3**	**182.8**	**231.1**	**4006.**	**23860.**
Stddev	.03	.6	1.1	2.4	39.	84.
%RSD	.0573	.1426	.6116	1.049	.9662	.3524
#1	45.26	447.7	182.3	231.9	3969.	23950.
#2	45.24	448.9	182.1	228.4	4003.	23780.
#3	45.21	448.4	184.1	233.0	4047.	23860.
Check ?	Chk Pass	Chk Pass	Chk Pass	Chk Pass	Chk Pass	Chk Pass
High Limit						
Low Limit						

Elem	Mg2790	Mn2576	Na5895	Ni2316	Pb2203	Sb2068
Line	279.079 {121}	257.610 {131}	589.592 { 57}	231.604 {446}	220.353 {453}	206.833 {463}
IS Ref	(Y_3600)	(Y_3600)	(Y_3710)	(Y_2243)	(Y_2243)	(Y_2243)
Units	ppb	ppb	ppb	ppb	ppb	ppb
Avg	**34930.**	**5177.**	F **421800.**	**453.3**	**447.3**	**439.8**
Stddev	215.	35.	2755.	3.0	4.3	6.5
%RSD	.6161	.6800	.6532	.6609	.9507	1.481
#1	34730.	5143.	421700.	449.8	442.4	436.8
#2	34900.	5174.	419100.	454.5	450.1	447.2
#3	35160.	5213.	424600.	455.4	449.5	435.2
Check ?	Chk Pass	Chk Pass	Chk Fail	Chk Pass	Chk Pass	Chk Pass
High Limit			250000.			
Low Limit			-5000.			

Sample Name: 460-127059-f-7-c ms Acquired: 1/22/2017 20:03:55 Type: Unk
Method: BC011117(v8) Mode: CONC Corr. Factor: 1.000000
User: admin Custom ID1: Custom ID2: Custom ID3:
Comment:

Elem	Se196	Tl1908	V_2924	Zn2062	B_2089	Mo2020
Line	196.090 {472}	190.856 {477}	292.402 {115}	206.200 {463}	208.959 {461}	202.030 {467}
IS Ref	(Y_2243)	(Y_2243)	(Y_3600)	(Y_2243)	(Y_2243)	(Y_2243)
Units	ppb	ppb	ppb	ppb	ppb	ppb
Avg	**1902.**	**1803.**	**459.6**	**505.3**	**562.6**	**443.0**
Stddev	9.	9.	5.0	3.6	4.5	2.5
%RSD	.4593	.4964	1.082	.7154	.8062	.5739
#1	1895.	1795.	457.5	501.2	557.5	440.1
#2	1911.	1802.	456.0	506.7	564.6	444.9
#3	1899.	1813.	465.3	508.0	565.9	444.0
Check ?	Chk Pass	Chk Pass	Chk Pass	Chk Pass	Chk Pass	Chk Pass
High Limit						
Low Limit						

Elem	Sn1899	Sr4077	Ti3349	Si2881
Line	189.989 {477}	407.771 { 83}	334.941 {101}	288.158 {117}
IS Ref	(Y_2243)	(Y_3710)	(Y_3600)	(Y_2243)
Units	ppb	ppb	ppb	ppb
Avg	**458.5**	**902.7**	**454.1**	**10930.**
Stddev	4.7	2.9	.7	105.
%RSD	1.021	.3179	.1548	.9582
#1	454.8	905.5	453.7	11000.
#2	457.0	902.7	453.7	10970.
#3	463.8	899.7	454.9	10800.
Check ?	Chk Pass	Chk Pass	Chk Pass	Chk Pass
High Limit				
Low Limit				

Int. Std.	Y_2243	Y_3600	Y_3710
Line	224.306 {450}	360.073 { 94}	371.030 { 91}
Units	Cts/S	Cts/S	Cts/S
Avg	**3983.3**	**19303.**	**6859.2**
Stddev	20.2	246.	73.7
%RSD	.50679	1.2735	1.0746
#1	4004.6	19548.	6891.2
#2	3980.8	19306.	6911.5
#3	3964.4	19056.	6774.9

Sample Name: 460-127059-f-7-b du Acquired: 1/22/2017 20:07:37 Type: Unk
Method: BC011117(v8) Mode: CONC Corr. Factor: 1.000000
User: admin Custom ID1: Custom ID2: Custom ID3:
Comment:

Elem	Al3961	As1890	Ag3280	Ba2335	Be3130	Ca3181
Line	396.152 { 85}	189.042 {478}	328.068 {103}	233.527 {445}	313.042 {108}	318.128 {106}
IS Ref	(Y_3710)	(Y_2243)	(Y_3600)	(Y_2243)	(Y_3710)	(Y_3600)
Units	ppb	ppb	ppb	ppb	ppb	ppb
Avg	**302.5**	**5.450**	**-1.134**	**80.63**	**.0024**	**101900.**
Stddev	8.3	2.498	.545	.44	.1217	432.
%RSD	2.753	45.84	48.06	.5424	5008.	.4243
#1	308.3	8.256	-1.164	81.02	.1132	102200.
#2	306.2	4.628	-1.663	80.16	.0221	102000.
#3	293.0	3.467	-.5742	80.70	-.1279	101400.
Check ?	Chk Pass	Chk Pass	Chk Pass	Chk Pass	Chk Pass	Chk Pass
High Limit						
Low Limit						

Elem	Cd2265	Co2286	Cr2677	Cu3247	Fe2714	K_7664
Line	226.502 {449}	228.616 {447}	267.716 {126}	324.754 {104}	271.441 {124}	766.490 { 44}
IS Ref	(Y_2243)	(Y_2243)	(Y_3600)	(Y_3600)	(Y_3600)	(Y_3710)
Units	ppb	ppb	ppb	ppb	ppb	ppb
Avg	**.0081**	**.8072**	**-1.019**	**5.389**	**3182.**	**4249.**
Stddev	.1142	.1055	.482	.245	23.	64.
%RSD	1414.	13.07	47.25	4.540	.7130	1.497
#1	-.0946	.7345	-.7745	5.670	3164.	4271.
#2	-.0123	.7589	-1.574	5.275	3208.	4177.
#3	.1311	.9282	-.7095	5.223	3175.	4299.
Check ?	Chk Pass	Chk Pass	Chk Pass	Chk Pass	Chk Pass	Chk Pass
High Limit						
Low Limit						

Elem	Mg2790	Mn2576	Na5895	Ni2316	Pb2203	Sb2068
Line	279.079 {121}	257.610 {131}	589.592 { 57}	231.604 {446}	220.353 {453}	206.833 {463}
IS Ref	(Y_3600)	(Y_3600)	(Y_3710)	(Y_2243)	(Y_2243)	(Y_2243)
Units	ppb	ppb	ppb	ppb	ppb	ppb
Avg	**17590.**	**4755.**	F **401700.**	**4.010**	**-6.358**	**-.9296**
Stddev	64.	13.	507.	.686	1.175	2.245
%RSD	.3625	.2793	.1263	17.10	18.48	241.5
#1	17660.	4766.	401200.	4.785	-7.444	-3.406
#2	17590.	4759.	401800.	3.481	-5.111	-.3571
#3	17530.	4740.	402200.	3.765	-6.519	.9740
Check ?	Chk Pass	Chk Pass	Chk Fail	Chk Pass	Chk Pass	Chk Pass
High Limit			250000.			
Low Limit			-5000.			

Sample Name: 460-127059-f-7-b du Acquired: 1/22/2017 20:07:37 Type: Unk
Method: BC011117(v8) Mode: CONC Corr. Factor: 1.000000
User: admin Custom ID1: Custom ID2: Custom ID3:
Comment:

Elem	Se196	Tl1908	V_2924	Zn2062	B_2089	Mo2020
Line	196.090 {472}	190.856 {477}	292.402 {115}	206.200 {463}	208.959 {461}	202.030 {467}
IS Ref	(Y_2243)	(Y_2243)	(Y_3600)	(Y_2243)	(Y_2243)	(Y_2243)
Units	ppb	ppb	ppb	ppb	ppb	ppb
Avg	**-4.464**	**8.947**	**.8210**	**18.90**	**103.2**	**3.630**
Stddev	3.942	1.888	.2641	.34	.6	.790
%RSD	88.30	21.10	32.16	1.783	.5382	21.76
#1	-8.794	7.930	.7113	19.29	103.4	3.269
#2	-1.083	11.13	.6295	18.67	102.6	3.085
#3	-3.515	7.787	1.122	18.74	103.7	4.536
Check ?	Chk Pass	Chk Pass	Chk Pass	Chk Pass	Chk Pass	Chk Pass
High Limit						
Low Limit						

Elem	Sn1899	Sr4077	Ti3349	Si2881
Line	189.989 {477}	407.771 { 83}	334.941 {101}	288.158 {117}
IS Ref	(Y_2243)	(Y_3710)	(Y_3600)	(Y_2243)
Units	ppb	ppb	ppb	ppb
Avg	**.1442**	**438.9**	**12.60**	**10530.**
Stddev	.5535	1.7	.09	101.
%RSD	383.7	.3767	.7533	.9590
#1	.5925	437.9	12.52	10440.
#2	.3146	437.9	12.71	10500.
#3	-.4744	440.8	12.57	10640.
Check ?	Chk Pass	Chk Pass	Chk Pass	Chk Pass
High Limit				
Low Limit				

Int. Std.	Y_2243	Y_3600	Y_3710
Line	224.306 {450}	360.073 { 94}	371.030 { 91}
Units	Cts/S	Cts/S	Cts/S
Avg	**4064.3**	**19297.**	**6842.0**
Stddev	8.4	108.	97.7
%RSD	.20668	.55843	1.4283
#1	4055.4	19318.	6740.4
#2	4065.4	19181.	6850.4
#3	4072.1	19393.	6935.3

Sample Name: 460-127059-f-7-a Acquired: 1/22/2017 20:11:34 Type: Unk
Method: BC011117(v8) Mode: CONC Corr. Factor: 1.000000
User: admin Custom ID1: Custom ID2: Custom ID3:
Comment:

Elem	Al3961	As1890	Ag3280	Ba2335	Be3130	Ca3181
Line	396.152 { 85}	189.042 {478}	328.068 {103}	233.527 {445}	313.042 {108}	318.128 {106}
IS Ref	(Y_3710)	(Y_2243)	(Y_3600)	(Y_2243)	(Y_3710)	(Y_3600)
Units	ppb	ppb	ppb	ppb	ppb	ppb
Avg	**285.3**	**2.922**	**-.3865**	**81.39**	**-.0275**	**101800.**
Stddev	20.2	.988	.6472	.65	.1412	505.
%RSD	7.084	33.82	167.4	.7942	514.2	.4961
#1	292.3	3.159	.3471	80.65	-.0780	101200.
#2	262.6	3.770	-.6299	81.70	-.1364	102100.
#3	301.1	1.837	-.8769	81.83	.1320	102000.
Check ?	Chk Pass	Chk Pass	Chk Pass	Chk Pass	Chk Pass	Chk Pass
High Limit						
Low Limit						

Elem	Cd2265	Co2286	Cr2677	Cu3247	Fe2714	K_7664
Line	226.502 {449}	228.616 {447}	267.716 {126}	324.754 {104}	271.441 {124}	766.490 { 44}
IS Ref	(Y_2243)	(Y_2243)	(Y_3600)	(Y_3600)	(Y_3600)	(Y_3710)
Units	ppb	ppb	ppb	ppb	ppb	ppb
Avg	**.0426**	**1.041**	**-.1875**	**5.272**	**3191.**	**4292.**
Stddev	.1278	.206	.3671	.251	41.	29.
%RSD	300.2	19.77	195.8	4.759	1.298	.6788
#1	.1837	1.100	-.6097	5.555	3159.	4326.
#2	.0092	1.210	-.0096	5.076	3175.	4278.
#3	-.0652	.8116	.0567	5.185	3238.	4273.
Check ?	Chk Pass	Chk Pass	Chk Pass	Chk Pass	Chk Pass	Chk Pass
High Limit						
Low Limit						

Elem	Mg2790	Mn2576	Na5895	Ni2316	Pb2203	Sb2068
Line	279.079 {121}	257.610 {131}	589.592 { 57}	231.604 {446}	220.353 {453}	206.833 {463}
IS Ref	(Y_3600)	(Y_3600)	(Y_3710)	(Y_2243)	(Y_2243)	(Y_2243)
Units	ppb	ppb	ppb	ppb	ppb	ppb
Avg	**17640.**	**4748.**	F **401100.**	**3.691**	**-8.406**	**-1.753**
Stddev	119.	20.	9290.	.461	1.142	3.233
%RSD	.6742	.4137	2.316	12.48	13.58	184.4
#1	17510.	4726.	390400.	4.195	-7.506	1.828
#2	17740.	4757.	405900.	3.587	-8.022	-4.460
#3	17670.	4762.	406900.	3.292	-9.690	-2.628
Check ?	Chk Pass	Chk Pass	Chk Fail	Chk Pass	Chk Pass	Chk Pass
High Limit			250000.			
Low Limit			-5000.			

Sample Name: 460-127059-f-7-a Acquired: 1/22/2017 20:11:34 Type: Unk
Method: BC011117(v8) Mode: CONC Corr. Factor: 1.000000
User: admin Custom ID1: Custom ID2: Custom ID3:
Comment:

Elem	Se196	Tl1908	V_2924	Zn2062	B_2089	Mo2020
Line	196.090 {472}	190.856 {477}	292.402 {115}	206.200 {463}	208.959 {461}	202.030 {467}
IS Ref	(Y_2243)	(Y_2243)	(Y_3600)	(Y_2243)	(Y_2243)	(Y_2243)
Units	ppb	ppb	ppb	ppb	ppb	ppb
Avg	**-6.046**	**9.815**	**.5612**	**18.35**	**103.8**	**2.322**
Stddev	2.937	4.421	.5000	.19	1.5	.351
%RSD	48.58	45.04	89.11	1.058	1.422	15.11
#1	-3.056	14.47	.3601	18.41	102.5	2.630
#2	-8.928	9.295	1.130	18.14	103.5	1.940
#3	-6.155	5.677	.1930	18.51	105.4	2.395
Check ?	Chk Pass	Chk Pass	Chk Pass	Chk Pass	Chk Pass	Chk Pass
High Limit						
Low Limit						

Elem	Sn1899	Sr4077	Ti3349	Si2881
Line	189.989 {477}	407.771 { 83}	334.941 {101}	288.158 {117}
IS Ref	(Y_2243)	(Y_3710)	(Y_3600)	(Y_2243)
Units	ppb	ppb	ppb	ppb
Avg	**-1.378**	**442.7**	**12.87**	**10710.**
Stddev	.371	.8	.25	148.
%RSD	26.96	.1823	1.954	1.379
#1	-1.169	441.9	12.71	10880.
#2	-1.158	443.5	12.74	10650.
#3	-1.807	442.8	13.16	10600.
Check ?	Chk Pass	Chk Pass	Chk Pass	Chk Pass
High Limit				
Low Limit				

Int. Std.	Y_2243	Y_3600	Y_3710
Line	224.306 {450}	360.073 { 94}	371.030 { 91}
Units	Cts/S	Cts/S	Cts/S
Avg	**4042.7**	**19403.**	**6893.8**
Stddev	5.7	195.	142.7
%RSD	.14118	1.0029	2.0694
#1	4043.7	19620.	7052.7
#2	4047.8	19347.	6852.1
#3	4036.5	19243.	6776.6

Sample Name: sd 460-127059-f-7-a Acquired: 1/22/2017 20:15:31 Type: Unk
Method: BC011117(v8) Mode: CONC Corr. Factor: 1.000000
User: admin Custom ID1: Custom ID2: Custom ID3:
Comment:

Elem	Al3961	As1890	Ag3280	Ba2335	Be3130	Ca3181
Line	396.152 { 85}	189.042 {478}	328.068 {103}	233.527 {445}	313.042 {108}	318.128 {106}
IS Ref	(Y_3710)	(Y_2243)	(Y_3600)	(Y_2243)	(Y_3710)	(Y_3600)
Units	ppb	ppb	ppb	ppb	ppb	ppb
Avg	**49.43**	**1.746**	**-.3846**	**16.19**	**.0318**	**19810.**
Stddev	4.20	1.088	.6026	.14	.1160	77.
%RSD	8.491	62.29	156.7	.8703	365.2	.3910
#1	45.30	2.247	.1986	16.05	-.1012	19730.
#2	53.69	2.493	-1.005	16.18	.1119	19890.
#3	49.30	.4983	-.3476	16.33	.0846	19810.
Check ?	Chk Pass	Chk Pass	Chk Pass	Chk Pass	Chk Pass	Chk Pass
High Limit						
Low Limit						

Elem	Cd2265	Co2286	Cr2677	Cu3247	Fe2714	K_7664
Line	226.502 {449}	228.616 {447}	267.716 {126}	324.754 {104}	271.441 {124}	766.490 { 44}
IS Ref	(Y_2243)	(Y_2243)	(Y_3600)	(Y_3600)	(Y_3600)	(Y_3710)
Units	ppb	ppb	ppb	ppb	ppb	ppb
Avg	**.0241**	**.1406**	**.1342**	**1.478**	**637.3**	**801.1**
Stddev	.0195	.1359	.2215	.190	8.9	6.2
%RSD	81.02	96.65	165.0	12.88	1.394	.7731
#1	.0356	.0447	-.0575	1.416	638.6	796.0
#2	.0016	.0810	.0834	1.692	627.8	799.4
#3	.0350	.2960	.3766	1.327	645.4	808.0
Check ?	Chk Pass	Chk Pass	Chk Pass	Chk Pass	Chk Pass	Chk Pass
High Limit						
Low Limit						

Elem	Mg2790	Mn2576	Na5895	Ni2316	Pb2203	Sb2068
Line	279.079 {121}	257.610 {131}	589.592 { 57}	231.604 {446}	220.353 {453}	206.833 {463}
IS Ref	(Y_3600)	(Y_3600)	(Y_3710)	(Y_2243)	(Y_2243)	(Y_2243)
Units	ppb	ppb	ppb	ppb	ppb	ppb
Avg	**3595.**	**946.7**	**81160.**	**.7554**	**-1.770**	**-1.799**
Stddev	70.	1.4	464.	.3049	.511	1.038
%RSD	1.939	.1474	.5719	40.36	28.88	57.71
#1	3542.	945.5	80630.	.9795	-1.817	-2.822
#2	3569.	948.2	81430.	.4082	-2.255	-.7457
#3	3674.	946.4	81430.	.8786	-1.236	-1.831
Check ?	Chk Pass	Chk Pass	Chk Pass	Chk Pass	Chk Pass	Chk Pass
High Limit						
Low Limit						

Sample Name: sd 460-127059-f-7-a Acquired: 1/22/2017 20:15:31 Type: Unk
Method: BC011117(v8) Mode: CONC Corr. Factor: 1.000000
User: admin Custom ID1: Custom ID2: Custom ID3:
Comment:

Elem	Se196	Tl1908	V_2924	Zn2062	B_2089	Mo2020
Line	196.090 {472}	190.856 {477}	292.402 {115}	206.200 {463}	208.959 {461}	202.030 {467}
IS Ref	(Y_2243)	(Y_2243)	(Y_3600)	(Y_2243)	(Y_2243)	(Y_2243)
Units	ppb	ppb	ppb	ppb	ppb	ppb
Avg	**-4.793**	**3.875**	**-.1167**	**4.633**	**20.83**	**.5211**
Stddev	3.172	1.874	.3744	.170	.49	.3924
%RSD	66.18	48.35	320.8	3.676	2.374	75.30
#1	-7.205	2.740	-.4516	4.515	21.39	.2237
#2	-5.973	2.848	-.1860	4.828	20.66	.9659
#3	-1.200	6.038	.2875	4.555	20.45	.3739
Check ?	Chk Pass	Chk Pass	Chk Pass	Chk Pass	Chk Pass	Chk Pass
High Limit						
Low Limit						

Elem	Sn1899	Sr4077	Ti3349	Si2881
Line	189.989 {477}	407.771 { 83}	334.941 {101}	288.158 {117}
IS Ref	(Y_2243)	(Y_3710)	(Y_3600)	(Y_2243)
Units	ppb	ppb	ppb	ppb
Avg	**.2471**	**89.08**	**3.183**	**2011.**
Stddev	1.183	.43	.029	13.
%RSD	478.5	.4797	.9257	.6657
#1	-.0338	88.60	3.163	2011.
#2	1.545	89.21	3.217	1997.
#3	-.7698	89.42	3.169	2024.
Check ?	Chk Pass	Chk Pass	Chk Pass	Chk Pass
High Limit				
Low Limit				

Int. Std.	Y_2243	Y_3600	Y_3710
Line	224.306 {450}	360.073 { 94}	371.030 { 91}
Units	Cts/S	Cts/S	Cts/S
Avg	**4135.4**	**20057.**	**6839.3**
Stddev	10.0	65.	67.1
%RSD	.24225	.32240	.98073
#1	4135.6	20085.	6914.5
#2	4125.4	19983.	6785.7
#3	4145.4	20103.	6817.7

Sample Name: 460-127059-f-1-a Acquired: 1/22/2017 20:19:20 Type: Unk
Method: BC011117(v8) Mode: CONC Corr. Factor: 1.000000
User: admin Custom ID1: Custom ID2: Custom ID3:
Comment:

Elem	Al3961	As1890	Ag3280	Ba2335	Be3130	Ca3181
Line	396.152 { 85}	189.042 {478}	328.068 {103}	233.527 {445}	313.042 {108}	318.128 {106}
IS Ref	(Y_3710)	(Y_2243)	(Y_3600)	(Y_2243)	(Y_3710)	(Y_3600)
Units	ppb	ppb	ppb	ppb	ppb	ppb
Avg	**1596.**	**3.663**	**-.7050**	**70.22**	**.1391**	**50850.**
Stddev	22.	1.750	.8894	.53	.1244	240.
%RSD	1.406	47.76	126.2	.7518	89.47	.4713
#1	1570.	2.172	-1.289	69.65	.0751	51100.
#2	1609.	3.229	.3186	70.31	.2824	50630.
#3	1610.	5.589	-1.144	70.69	.0596	50810.
Check ?	Chk Pass	Chk Pass	Chk Pass	Chk Pass	Chk Pass	Chk Pass
High Limit						
Low Limit						

Elem	Cd2265	Co2286	Cr2677	Cu3247	Fe2714	K_7664
Line	226.502 {449}	228.616 {447}	267.716 {126}	324.754 {104}	271.441 {124}	766.490 { 44}
IS Ref	(Y_2243)	(Y_2243)	(Y_3600)	(Y_3600)	(Y_3600)	(Y_3710)
Units	ppb	ppb	ppb	ppb	ppb	ppb
Avg	**.5605**	**3.074**	**2.496**	**42.06**	**3876.**	**4697.**
Stddev	.0291	.292	.229	.83	9.	14.
%RSD	5.188	9.509	9.186	1.980	.2274	.2956
#1	.5924	2.745	2.482	41.11	3867.	4682.
#2	.5354	3.174	2.274	42.41	3878.	4709.
#3	.5538	3.303	2.732	42.66	3884.	4702.
Check ?	Chk Pass	Chk Pass	Chk Pass	Chk Pass	Chk Pass	Chk Pass
High Limit						
Low Limit						

Elem	Mg2790	Mn2576	Na5895	Ni2316	Pb2203	Sb2068
Line	279.079 {121}	257.610 {131}	589.592 { 57}	231.604 {446}	220.353 {453}	206.833 {463}
IS Ref	(Y_3600)	(Y_3600)	(Y_3710)	(Y_2243)	(Y_2243)	(Y_2243)
Units	ppb	ppb	ppb	ppb	ppb	ppb
Avg	**5676.**	**1179.**	**112400.**	**6.115**	**18.85**	**.4899**
Stddev	19.	3.	586.	1.158	.87	.6384
%RSD	.3364	.2876	.5218	18.94	4.641	130.3
#1	5667.	1182.	112000.	4.948	18.09	1.227
#2	5663.	1175.	113100.	7.263	19.80	.0992
#3	5698.	1179.	112100.	6.134	18.65	.1440
Check ?	Chk Pass	Chk Pass	Chk Pass	Chk Pass	Chk Pass	Chk Pass
High Limit						
Low Limit						

Sample Name: 460-127059-f-1-a Acquired: 1/22/2017 20:19:20 Type: Unk
Method: BC011117(v8) Mode: CONC Corr. Factor: 1.000000
User: admin Custom ID1: Custom ID2: Custom ID3:
Comment:

Elem	Se196	Tl1908	V_2924	Zn2062	B_2089	Mo2020
Line	196.090 {472}	190.856 {477}	292.402 {115}	206.200 {463}	208.959 {461}	202.030 {467}
IS Ref	(Y_2243)	(Y_2243)	(Y_3600)	(Y_2243)	(Y_2243)	(Y_2243)
Units	ppb	ppb	ppb	ppb	ppb	ppb
Avg	**-.6140**	**5.122**	**4.409**	**59.42**	**64.94**	**1.045**
Stddev	3.933	2.011	.192	.96	1.36	.225
%RSD	640.6	39.26	4.359	1.608	2.091	21.49
#1	-4.459	6.558	4.207	58.64	64.03	.9117
#2	-.7847	2.824	4.589	59.13	64.30	1.304
#3	3.402	5.984	4.431	60.49	66.50	.9183
Check ?	Chk Pass	Chk Pass	Chk Pass	Chk Pass	Chk Pass	Chk Pass
High Limit						
Low Limit						

Elem	Sn1899	Sr4077	Ti3349	Si2881
Line	189.989 {477}	407.771 { 83}	334.941 {101}	288.158 {117}
IS Ref	(Y_2243)	(Y_3710)	(Y_3600)	(Y_2243)
Units	ppb	ppb	ppb	ppb
Avg	**.0456**	**199.2**	**60.50**	**11450.**
Stddev	.2644	1.5	.51	206.
%RSD	579.7	.7676	.8366	1.800
#1	-.2594	197.8	59.94	11220.
#2	.1866	200.8	60.92	11600.
#3	.2096	198.9	60.64	11530.
Check ?	Chk Pass	Chk Pass	Chk Pass	Chk Pass
High Limit				
Low Limit				

Int. Std.	Y_2243	Y_3600	Y_3710
Line	224.306 {450}	360.073 { 94}	371.030 { 91}
Units	Cts/S	Cts/S	Cts/S
Avg	**4204.5**	**20559.**	**7168.2**
Stddev	17.0	92.	115.3
%RSD	.40484	.44783	1.6078
#1	4215.9	20581.	7038.8
#2	4212.7	20638.	7259.9
#3	4185.0	20458.	7206.0

Sample Name: 460-127059-f-2-a Acquired: 1/22/2017 20:23:07 Type: Unk
Method: BC011117(v8) Mode: CONC Corr. Factor: 1.000000
User: admin Custom ID1: Custom ID2: Custom ID3:
Comment:

Elem	Al3961	As1890	Ag3280	Ba2335	Be3130	Ca3181
Line	396.152 { 85}	189.042 {478}	328.068 {103}	233.527 {445}	313.042 {108}	318.128 {106}
IS Ref	(Y_3710)	(Y_2243)	(Y_3600)	(Y_2243)	(Y_3710)	(Y_3600)
Units	ppb	ppb	ppb	ppb	ppb	ppb
Avg	**2287.**	**1.281**	**-.1407**	**113.3**	**.0933**	**71730.**
Stddev	21.	2.072	.2484	.3	.1663	398.
%RSD	.9266	161.7	176.6	.3017	178.2	.5551
#1	2266.	-1.016	-.3274	113.6	-.0772	71740.
#2	2287.	3.009	.1413	113.0	.1021	71340.
#3	2309.	1.851	-.2360	113.1	.2550	72130.
Check ?	Chk Pass	Chk Pass	Chk Pass	Chk Pass	Chk Pass	Chk Pass
High Limit						
Low Limit						

Elem	Cd2265	Co2286	Cr2677	Cu3247	Fe2714	K_7664
Line	226.502 {449}	228.616 {447}	267.716 {126}	324.754 {104}	271.441 {124}	766.490 { 44}
IS Ref	(Y_2243)	(Y_2243)	(Y_3600)	(Y_3600)	(Y_3600)	(Y_3710)
Units	ppb	ppb	ppb	ppb	ppb	ppb
Avg	**.1490**	**2.229**	**9.618**	**41.21**	**8449.**	**4904.**
Stddev	.1020	.149	.749	.18	15.	87.
%RSD	68.51	6.705	7.791	.4396	.1763	1.779
#1	.0633	2.215	8.785	41.14	8433.	4805.
#2	.1218	2.086	9.833	41.08	8463.	4972.
#3	.2618	2.384	10.24	41.42	8450.	4934.
Check ?	Chk Pass	Chk Pass	Chk Pass	Chk Pass	Chk Pass	Chk Pass
High Limit						
Low Limit						

Elem	Mg2790	Mn2576	Na5895	Ni2316	Pb2203	Sb2068
Line	279.079 {121}	257.610 {131}	589.592 { 57}	231.604 {446}	220.353 {453}	206.833 {463}
IS Ref	(Y_3600)	(Y_3600)	(Y_3710)	(Y_2243)	(Y_2243)	(Y_2243)
Units	ppb	ppb	ppb	ppb	ppb	ppb
Avg	**11580.**	**3098.**	F **292700.**	**5.189**	**7.282**	**-.1852**
Stddev	150.	10.	843.	.373	1.244	1.401
%RSD	1.294	.3201	.2879	7.195	17.09	756.5
#1	11660.	3101.	292800.	5.589	8.501	-1.268
#2	11680.	3087.	293400.	5.128	6.014	-.6846
#3	11410.	3107.	291800.	4.850	7.331	1.397
Check ?	Chk Pass	Chk Pass	Chk Fail	Chk Pass	Chk Pass	Chk Pass
High Limit			250000.			
Low Limit			-5000.			

Sample Name: 460-127059-f-2-a Acquired: 1/22/2017 20:23:07 Type: Unk
Method: BC011117(v8) Mode: CONC Corr. Factor: 1.000000
User: admin Custom ID1: Custom ID2: Custom ID3:
Comment:

Elem	Se196	Tl1908	V_2924	Zn2062	B_2089	Mo2020
Line	196.090 {472}	190.856 {477}	292.402 {115}	206.200 {463}	208.959 {461}	202.030 {467}
IS Ref	(Y_2243)	(Y_2243)	(Y_3600)	(Y_2243)	(Y_2243)	(Y_2243)
Units	ppb	ppb	ppb	ppb	ppb	ppb
Avg	**-6.594**	**5.715**	**6.989**	**101.0**	**51.48**	**.2225**
Stddev	2.203	1.654	.258	.1	.72	.2107
%RSD	33.40	28.94	3.697	.0893	1.394	94.68
#1	-8.868	6.544	7.108	100.9	51.95	.0035
#2	-6.443	6.789	6.692	101.1	51.82	.2403
#3	-4.471	3.810	7.166	101.0	50.65	.4238
Check ?	Chk Pass	Chk Pass	Chk Pass	Chk Pass	Chk Pass	Chk Pass
High Limit						
Low Limit						

Elem	Sn1899	Sr4077	Ti3349	Si2881
Line	189.989 {477}	407.771 { 83}	334.941 {101}	288.158 {117}
IS Ref	(Y_2243)	(Y_3710)	(Y_3600)	(Y_2243)
Units	ppb	ppb	ppb	ppb
Avg	**.1755**	**414.2**	**87.08**	**6318.**
Stddev	.2850	.9	1.35	52.
%RSD	162.4	.2243	1.555	.8287
#1	-.0160	413.6	86.48	6274.
#2	.5030	415.2	88.64	6376.
#3	.0394	413.7	86.14	6304.
Check ?	Chk Pass	Chk Pass	Chk Pass	Chk Pass
High Limit				
Low Limit				

Int. Std.	Y_2243	Y_3600	Y_3710
Line	224.306 {450}	360.073 { 94}	371.030 { 91}
Units	Cts/S	Cts/S	Cts/S
Avg	**4146.8**	**19900.**	**7007.6**
Stddev	19.8	221.	47.5
%RSD	.47696	1.1103	.67722
#1	4166.4	20049.	7011.2
#2	4147.1	20004.	7053.2
#3	4126.8	19646.	6958.5

Sample Name: lcs 460-415740/2-a Acquired: 1/22/2017 20:26:52 Type: QC
Method: BC011117(v8) Mode: CONC Corr. Factor: 1.000000
User: admin Custom ID1: Custom ID2: Custom ID3:
Comment:

Elem	Al3961	As1890	Ag3280	Ba2335	Be3130	Ca3181
Line	396.152 { 85}	189.042 {478}	328.068 {103}	233.527 {445}	313.042 {108}	318.128 {106}
IS Ref	(Y_3710)	(Y_2243)	(Y_3600)	(Y_2243)	(Y_3710)	(Y_3600)
Units	ppb	ppb	ppb	ppb	ppb	ppb
Avg	**1902.**	**1916.**	**48.51**	**2001.**	**44.74**	**18660.**
Stddev	10.	12.	.81	10.	.22	83.
%RSD	.5171	.6246	1.670	.5158	.5015	.4472
#1	1894.	1902.	47.97	1991.	44.63	18570.
#2	1913.	1920.	48.13	2000.	44.99	18710.
#3	1899.	1925.	49.44	2011.	44.58	18720.
Check ?	Chk Pass	Chk Pass	Chk Pass	Chk Pass	Chk Pass	Chk Pass
Value						
Range						

Elem	Cd2265	Co2286	Cr2677	Cu3247	Fe2714	K_7664
Line	226.502 {449}	228.616 {447}	267.716 {126}	324.754 {104}	271.441 {124}	766.490 { 44}
IS Ref	(Y_2243)	(Y_2243)	(Y_3600)	(Y_3600)	(Y_3600)	(Y_3710)
Units	ppb	ppb	ppb	ppb	ppb	ppb
Avg	**49.42**	**490.6**	**199.1**	**238.4**	**959.0**	**19120.**
Stddev	.24	1.6	.6	.7	7.8	83.
%RSD	.4809	.3347	.2980	.3041	.8084	.4362
#1	49.19	489.2	198.9	237.6	950.1	19040.
#2	49.40	490.3	198.7	239.0	962.5	19210.
#3	49.66	492.4	199.8	238.4	964.4	19120.
Check ?	Chk Pass	Chk Pass	Chk Pass	Chk Pass	Chk Pass	Chk Pass
Value						
Range						

Elem	Mg2790	Mn2576	Na5895	Ni2316	Pb2203	Sb2068
Line	279.079 {121}	257.610 {131}	589.592 { 57}	231.604 {446}	220.353 {453}	206.833 {463}
IS Ref	(Y_3600)	(Y_3600)	(Y_3710)	(Y_2243)	(Y_2243)	(Y_2243)
Units	ppb	ppb	ppb	ppb	ppb	ppb
Avg	**18200.**	**495.0**	**19870.**	**497.9**	**500.8**	**469.9**
Stddev	89.	1.5	43.	1.5	3.2	2.6
%RSD	.4888	.2933	.2163	.3030	.6474	.5463
#1	18100.	493.3	19900.	496.3	497.1	467.1
#2	18230.	495.5	19820.	498.1	502.9	470.4
#3	18270.	496.1	19890.	499.3	502.5	472.1
Check ?	Chk Pass	Chk Pass	Chk Pass	Chk Pass	Chk Pass	Chk Pass
Value						
Range						

Sample Name: lcs 460-415740/2-a Acquired: 1/22/2017 20:26:52 Type: QC
Method: BC011117(v8) Mode: CONC Corr. Factor: 1.000000
User: admin Custom ID1: Custom ID2: Custom ID3:
Comment:

Elem	Se196	Tl1908	V_2924	Zn2062	B_2089	Mo2020
Line	196.090 {472}	190.856 {477}	292.402 {115}	206.200 {463}	208.959 {461}	202.030 {467}
IS Ref	(Y_2243)	(Y_2243)	(Y_3600)	(Y_2243)	(Y_2243)	(Y_2243)
Units	ppb	ppb	ppb	ppb	ppb	ppb
Avg	**1937.**	**2015.**	**492.9**	**510.3**	**475.8**	**474.2**
Stddev	12.	7.	3.7	4.7	6.2	3.8
%RSD	.6032	.3480	.7423	.9300	1.301	.7921
#1	1936.	2015.	489.0	515.8	472.1	471.4
#2	1926.	2008.	493.5	507.7	472.2	472.6
#3	1949.	2022.	496.2	507.4	482.9	478.5
Check ?	Chk Pass	Chk Pass	Chk Pass	Chk Pass	Chk Pass	Chk Pass
Value						
Range						

Elem	Sn1899	Sr4077	Ti3349	Si2881
Line	189.989 {477}	407.771 { 83}	334.941 {101}	288.158 {117}
IS Ref	(Y_2243)	(Y_3710)	(Y_3600)	(Y_2243)
Units	ppb	ppb	ppb	ppb
Avg	**492.2**	**479.9**	**470.1**	**6.136**
Stddev	5.3	3.0	2.6	10.18
%RSD	1.079	.6233	.5537	165.8
#1	490.8	476.5	467.6	-1.776
#2	487.7	481.9	469.9	17.62
#3	498.0	481.3	472.8	2.568
Check ?	Chk Pass	Chk Pass	Chk Pass	None
Value				
Range				

Int. Std.	Y_2243	Y_3600	Y_3710
Line	224.306 {450}	360.073 { 94}	371.030 { 91}
Units	Cts/S	Cts/S	Cts/S
Avg	**4223.1**	**20720.**	**7097.1**
Stddev	3.6	40.	75.0
%RSD	.08612	.19159	1.0567
#1	4226.0	20757.	7014.6
#2	4224.2	20727.	7115.4
#3	4219.0	20678.	7161.3

Sample Name: CCV Acquired: 1/22/2017 20:30:25 Type: QC
Method: BC011117(v8) Mode: CONC Corr. Factor: 1.000000
User: admin Custom ID1: Custom ID2: Custom ID3:
Comment:

Elem	Al3961	As1890	Ag3280	Ba2335	Be3130	Ca3181
Line	396.152 { 85}	189.042 {478}	328.068 {103}	233.527 {445}	313.042 {108}	318.128 {106}
IS Ref	(Y_3710)	(Y_2243)	(Y_3600)	(Y_2243)	(Y_3710)	(Y_3600)
Units	ppb	ppb	ppb	ppb	ppb	ppb
Avg	**121300.**	**2440.**	**1264.**	**10090.**	**931.9**	**120600.**
Stddev	447.	3.	6.	10.	4.1	925.
%RSD	.3685	.1207	.5138	.1003	.4347	.7675
#1	120900.	2438.	1272.	10090.	928.1	121600.
#2	121300.	2440.	1259.	10100.	931.4	120300.
#3	121800.	2443.	1263.	10080.	936.2	119900.
Check ?	Chk Pass	Chk Pass	Chk Pass	Chk Pass	Chk Pass	Chk Pass
Value						
Range						

Elem	Cd2265	Co2286	Cr2677	Cu3247	Fe2714	K_7664
Line	226.502 {449}	228.616 {447}	267.716 {126}	324.754 {104}	271.441 {124}	766.490 { 44}
IS Ref	(Y_2243)	(Y_2243)	(Y_3600)	(Y_3600)	(Y_3600)	(Y_3710)
Units	ppb	ppb	ppb	ppb	ppb	ppb
Avg	**1238.**	**2452.**	**4983.**	**12360.**	**97710.**	**51350.**
Stddev	2.	1.	32.	31.	709.	321.
%RSD	.1299	.0292	.6387	.2480	.7253	.6248
#1	1240.	2452.	5020.	12350.	98520.	51010.
#2	1237.	2453.	4969.	12340.	97440.	51380.
#3	1237.	2451.	4961.	12400.	97180.	51650.
Check ?	Chk Pass	Chk Pass	Chk Pass	Chk Pass	Chk Pass	Chk Pass
Value						
Range						

Elem	Mg2790	Mn2576	Na5895	Ni2316	Pb2203	Sb2068
Line	279.079 {121}	257.610 {131}	589.592 { 57}	231.604 {446}	220.353 {453}	206.833 {463}
IS Ref	(Y_3600)	(Y_3600)	(Y_3710)	(Y_2243)	(Y_2243)	(Y_2243)
Units	ppb	ppb	ppb	ppb	ppb	ppb
Avg	**121500.**	**4973.**	**131400.**	**2471.**	**7442.**	**965.1**
Stddev	759.	28.	642.	3.	16.	3.2
%RSD	.6248	.5563	.4888	.1301	.2210	.3299
#1	122400.	5004.	130800.	2475.	7461.	962.9
#2	121200.	4965.	131200.	2469.	7432.	963.7
#3	121000.	4951.	132100.	2470.	7433.	968.8
Check ?	Chk Pass	Chk Pass	Chk Pass	Chk Pass	Chk Pass	Chk Pass
Value						
Range						

Sample Name: CCV Acquired: 1/22/2017 20:30:25 Type: QC
Method: BC011117(v8) Mode: CONC Corr. Factor: 1.000000
User: admin Custom ID1: Custom ID2: Custom ID3:
Comment:

Elem	Se196	Tl1908	V_2924	Zn2062	B_2089	Mo2020
Line	196.090 {472}	190.856 {477}	292.402 {115}	206.200 {463}	208.959 {461}	202.030 {467}
IS Ref	(Y_2243)	(Y_2243)	(Y_3600)	(Y_2243)	(Y_2243)	(Y_2243)
Units	ppb	ppb	ppb	ppb	ppb	ppb
Avg	**2453.**	**2497.**	**2461.**	**2498.**	**994.7**	**2412.**
Stddev	8.	15.	10.	16.	5.8	2.
%RSD	.3098	.6108	.4069	.6322	.5780	.0990
#1	2456.	2515.	2472.	2513.	1001.	2410.
#2	2445.	2488.	2461.	2500.	989.4	2415.
#3	2459.	2489.	2452.	2481.	993.9	2412.
Check ?	Chk Pass	Chk Pass	Chk Pass	Chk Pass	Chk Pass	Chk Pass
Value						
Range						

Elem	Sn1899	Sr4077	Ti3349	Si2881
Line	189.989 {477}	407.771 { 83}	334.941 {101}	288.158 {117}
IS Ref	(Y_2243)	(Y_3710)	(Y_3600)	(Y_2243)
Units	ppb	ppb	ppb	ppb
Avg	**981.4**	**5003.**	**9923.**	**8103.**
Stddev	8.0	26.	18.	75.
%RSD	.8114	.5285	.1767	.9305
#1	990.6	4982.	9938.	8184.
#2	976.6	4995.	9904.	8036.
#3	977.0	5033.	9926.	8088.
Check ?	Chk Pass	Chk Pass	Chk Pass	None
Value				
Range				

Int. Std.	Y_2243	Y_3600	Y_3710
Line	224.306 {450}	360.073 { 94}	371.030 { 91}
Units	Cts/S	Cts/S	Cts/S
Avg	**3892.2**	**19094.**	**6706.9**
Stddev	28.2	324.	70.0
%RSD	.72442	1.6952	1.0431
#1	3863.0	18730.	6777.2
#2	3894.4	19202.	6637.3
#3	3919.2	19350.	6706.3

Sample Name: CCB Acquired: 1/22/2017 20:33:54 Type: QC
Method: BC011117(v8) Mode: CONC Corr. Factor: 1.000000
User: admin Custom ID1: Custom ID2: Custom ID3:
Comment:

Elem	Al3961	As1890	Ag3280	Ba2335	Be3130	Ca3181
Line	396.152 { 85}	189.042 {478}	328.068 {103}	233.527 {445}	313.042 {108}	318.128 {106}
IS Ref	(Y_3710)	(Y_2243)	(Y_3600)	(Y_2243)	(Y_3710)	(Y_3600)
Units	ppb	ppb	ppb	ppb	ppb	ppb
Avg	**-13.76**	**-.6381**	**-.0479**	**.4017**	**-.0512**	**10.12**
Stddev	18.55	2.502	.6615	.3615	.0683	3.45
%RSD	134.8	392.0	1381.	89.98	133.4	34.13
#1	7.495	2.249	-.4902	.8129	-.0215	12.56
#2	-22.12	-2.161	-.3661	.2586	-.1294	11.63
#3	-26.67	-2.002	.7125	.1338	-.0028	6.166
Check ?	Chk Pass	Chk Pass	Chk Pass	Chk Pass	Chk Pass	Chk Pass
High Limit						
Low Limit						

Elem	Cd2265	Co2286	Cr2677	Cu3247	Fe2714	K_7664
Line	226.502 {449}	228.616 {447}	267.716 {126}	324.754 {104}	271.441 {124}	766.490 { 44}
IS Ref	(Y_2243)	(Y_2243)	(Y_3600)	(Y_3600)	(Y_3600)	(Y_3710)
Units	ppb	ppb	ppb	ppb	ppb	ppb
Avg	**.1167**	**.4017**	**-.1276**	**1.267**	**10.16**	**3.180**
Stddev	.0868	.2751	.2099	.399	8.96	30.72
%RSD	74.37	68.48	164.5	31.48	88.15	966.1
#1	.0225	.5759	-.0026	1.713	15.91	-32.21
#2	.1933	.5446	-.3699	.9447	14.74	18.76
#3	.1342	.0846	-.0103	1.143	-.1597	22.99
Check ?	Chk Pass	Chk Pass	Chk Pass	Chk Pass	Chk Pass	Chk Pass
High Limit						
Low Limit						

Elem	Mg2790	Mn2576	Na5895	Ni2316	Pb2203	Sb2068
Line	279.079 {121}	257.610 {131}	589.592 { 57}	231.604 {446}	220.353 {453}	206.833 {463}
IS Ref	(Y_3600)	(Y_3600)	(Y_3710)	(Y_2243)	(Y_2243)	(Y_2243)
Units	ppb	ppb	ppb	ppb	ppb	ppb
Avg	**3.575**	**.2871**	**53.94**	**-.0268**	**1.493**	**.8162**
Stddev	3.260	.1565	28.47	.3931	.238	2.018
%RSD	91.17	54.51	52.78	1466.	15.93	247.2
#1	6.960	.4598	83.64	-.3426	1.586	3.142
#2	3.310	.2470	51.30	.4135	1.670	-.2254
#3	.4567	.1545	26.88	-.1513	1.223	-.4678
Check ?	Chk Pass	Chk Pass	Chk Pass	Chk Pass	Chk Pass	Chk Pass
High Limit						
Low Limit						

Sample Name: CCB Acquired: 1/22/2017 20:33:54 Type: QC
Method: BC011117(v8) Mode: CONC Corr. Factor: 1.000000
User: admin Custom ID1: Custom ID2: Custom ID3:
Comment:

Elem	Se196	Tl1908	V_2924	Zn2062	B_2089	Mo2020
Line	196.090 {472}	190.856 {477}	292.402 {115}	206.200 {463}	208.959 {461}	202.030 {467}
IS Ref	(Y_2243)	(Y_2243)	(Y_3600)	(Y_2243)	(Y_2243)	(Y_2243)
Units	ppb	ppb	ppb	ppb	ppb	ppb
Avg	**-1.056**	**3.207**	**.2013**	**.3419**	**1.595**	**2.270**
Stddev	4.261	.422	.2232	.1124	.632	.338
%RSD	403.7	13.17	110.9	32.87	39.63	14.89
#1	-.0644	3.614	.3911	.2948	2.324	1.898
#2	2.623	2.771	-.0446	.4701	1.251	2.353
#3	-5.725	3.234	.2575	.2607	1.209	2.558
Check ?	Chk Pass	Chk Pass	Chk Pass	Chk Pass	Chk Pass	Chk Pass
High Limit						
Low Limit						

Elem	Sn1899	Sr4077	Ti3349	Si2881
Line	189.989 {477}	407.771 { 83}	334.941 {101}	288.158 {117}
IS Ref	(Y_2243)	(Y_3710)	(Y_3600)	(Y_2243)
Units	ppb	ppb	ppb	ppb
Avg	**.2245**	**.4031**	**1.193**	**-26.44**
Stddev	.1944	.2716	.217	10.89
%RSD	86.61	67.36	18.15	41.18
#1	.3642	.7162	1.094	-14.06
#2	.3069	.2309	1.043	-34.51
#3	.0024	.2623	1.441	-30.75
Check ?	Chk Pass	Chk Pass	Chk Pass	None
High Limit				
Low Limit				

Int. Std.	Y_2243	Y_3600	Y_3710
Line	224.306 {450}	360.073 { 94}	371.030 { 91}
Units	Cts/S	Cts/S	Cts/S
Avg	**4199.3**	**20560.**	**6892.6**
Stddev	5.5	246.	142.8
%RSD	.13183	1.1984	2.0724
#1	4201.6	20360.	6740.4
#2	4193.0	20835.	7023.8
#3	4203.4	20483.	6913.5

Sample Name: CCVL Acquired: 1/22/2017 20:37:47 Type: QC
Method: BC011117(v8) Mode: CONC Corr. Factor: 1.000000
User: admin Custom ID1: Custom ID2: Custom ID3:
Comment:

Elem	Al3961	As1890	Ag3280	Ba2335	Be3130	Ca3181
Line	396.152 { 85}	189.042 {478}	328.068 {103}	233.527 {445}	313.042 {108}	318.128 {106}
IS Ref	(Y_3710)	(Y_2243)	(Y_3600)	(Y_2243)	(Y_3710)	(Y_3600)
Units	ppb	ppb	ppb	ppb	ppb	ppb
Avg	**176.1**	**13.93**	**9.739**	**202.7**	**1.687**	**4816.**
Stddev	31.8	.62	.525	.6	.150	31.
%RSD	18.07	4.467	5.393	.2909	8.885	.6446
#1	191.0	13.53	9.573	203.4	1.707	4851.
#2	197.8	13.62	10.33	202.6	1.826	4805.
#3	139.6	14.65	9.316	202.2	1.528	4793.
Check ?	Chk Pass	Chk Pass	Chk Pass	Chk Pass	Chk Pass	Chk Pass
Value						
Range						

Elem	Cd2265	Co2286	Cr2677	Cu3247	Fe2714	K_7664
Line	226.502 {449}	228.616 {447}	267.716 {126}	324.754 {104}	271.441 {124}	766.490 { 44}
IS Ref	(Y_2243)	(Y_2243)	(Y_3600)	(Y_3600)	(Y_3600)	(Y_3710)
Units	ppb	ppb	ppb	ppb	ppb	ppb
Avg	**4.052**	**50.65**	**9.749**	**24.55**	**172.1**	**4683.**
Stddev	.094	.25	.201	.32	6.3	30.
%RSD	2.328	.4849	2.059	1.316	3.678	.6403
#1	4.097	50.93	9.558	24.34	179.2	4707.
#2	3.944	50.51	9.959	24.38	170.0	4649.
#3	4.117	50.51	9.731	24.92	167.1	4692.
Check ?	Chk Pass	Chk Pass	Chk Pass	Chk Pass	Chk Pass	Chk Pass
Value						
Range						

Elem	Mg2790	Mn2576	Na5895	Ni2316	Pb2203	Sb2068
Line	279.079 {121}	257.610 {131}	589.592 { 57}	231.604 {446}	220.353 {453}	206.833 {463}
IS Ref	(Y_3600)	(Y_3600)	(Y_3710)	(Y_2243)	(Y_2243)	(Y_2243)
Units	ppb	ppb	ppb	ppb	ppb	ppb
Avg	**4713.**	**15.78**	**4676.**	**41.25**	**10.98**	**19.56**
Stddev	28.	.10	25.	.66	.55	1.02
%RSD	.5983	.6069	.5266	1.599	4.967	5.186
#1	4700.	15.71	4675.	40.54	11.60	19.55
#2	4695.	15.75	4701.	41.85	10.58	18.56
#3	4746.	15.89	4652.	41.36	10.76	20.59
Check ?	Chk Pass	Chk Pass	Chk Pass	Chk Pass	Chk Pass	Chk Pass
Value						
Range						

Sample Name: CCVL Acquired: 1/22/2017 20:37:47 Type: QC
Method: BC011117(v8) Mode: CONC Corr. Factor: 1.000000
User: admin Custom ID1: Custom ID2: Custom ID3:
Comment:

Elem	Se196	Tl1908	V_2924	Zn2062	B_2089	Mo2020
Line	196.090 {472}	190.856 {477}	292.402 {115}	206.200 {463}	208.959 {461}	202.030 {467}
IS Ref	(Y_2243)	(Y_2243)	(Y_3600)	(Y_2243)	(Y_2243)	(Y_2243)
Units	ppb	ppb	ppb	ppb	ppb	ppb
Avg	**16.28**	**24.96**	**49.99**	**31.30**	**47.14**	**19.12**
Stddev	4.00	2.40	.90	.20	.84	.42
%RSD	24.60	9.603	1.806	.6272	1.777	2.204
#1	18.63	22.51	49.39	31.22	47.61	18.65
#2	11.66	25.07	49.54	31.52	47.63	19.25
#3	18.55	27.30	51.03	31.15	46.17	19.46
Check ?	Chk Pass	Chk Pass	Chk Pass	Chk Pass	Chk Pass	Chk Pass
Value						
Range						

Elem	Sn1899	Sr4077	Ti3349	Si2881
Line	189.989 {477}	407.771 { 83}	334.941 {101}	288.158 {117}
IS Ref	(Y_2243)	(Y_3710)	(Y_3600)	(Y_2243)
Units	ppb	ppb	ppb	ppb
Avg	**48.02**	**19.48**	**19.98**	F **-20.13**
Stddev	.21	.14	.26	5.85
%RSD	.4394	.7330	1.321	29.08
#1	48.19	19.41	19.71	-21.55
#2	47.78	19.64	20.00	-13.70
#3	48.09	19.38	20.24	-25.14
Check ?	Chk Pass	Chk Pass	Chk Pass	Chk Fail
Value				200.0
Range				-30.50%

Int. Std.	Y_2243	Y_3600	Y_3710
Line	224.306 {450}	360.073 { 94}	371.030 { 91}
Units	Cts/S	Cts/S	Cts/S
Avg	**4226.7**	**20544.**	**6904.4**
Stddev	27.1	190.	65.2
%RSD	.64213	.92389	.94446
#1	4198.3	20325.	6836.2
#2	4229.6	20641.	6910.9
#3	4252.3	20665.	6966.1

Sample Name: mb 460-415740/1-a Acquired: 1/22/2017 20:41:35 Type: QC
Method: BC011117(v8) Mode: CONC Corr. Factor: 1.000000
User: admin Custom ID1: Custom ID2: Custom ID3:
Comment:

Elem	Al3961	As1890	Ag3280	Ba2335	Be3130	Ca3181
Line	396.152 { 85}	189.042 {478}	328.068 {103}	233.527 {445}	313.042 {108}	318.128 {106}
IS Ref	(Y_3710)	(Y_2243)	(Y_3600)	(Y_2243)	(Y_3710)	(Y_3600)
Units	ppb	ppb	ppb	ppb	ppb	ppb
Avg	**-5.414**	**-.5980**	**-.3959**	**-.0077**	**.0045**	**10.61**
Stddev	9.389	.9617	.2809	.1838	.0340	4.44
%RSD	173.4	160.8	70.97	2376.	750.2	41.86
#1	-16.02	-1.695	-.0784	-.2118	.0314	13.87
#2	1.843	-.1980	-.4969	.1447	.0159	5.551
#3	-2.067	.0992	-.6123	.0439	-.0337	12.41
Check ?	Chk Pass	Chk Pass	Chk Pass	Chk Pass	Chk Pass	Chk Pass
High Limit						
Low Limit						

Elem	Cd2265	Co2286	Cr2677	Cu3247	Fe2714	K_7664
Line	226.502 {449}	228.616 {447}	267.716 {126}	324.754 {104}	271.441 {124}	766.490 { 44}
IS Ref	(Y_2243)	(Y_2243)	(Y_3600)	(Y_3600)	(Y_3600)	(Y_3710)
Units	ppb	ppb	ppb	ppb	ppb	ppb
Avg	**-.0673**	**.0207**	**-.0734**	**.7408**	**2.558**	**33.32**
Stddev	.0401	.0883	.3541	.0482	4.360	66.53
%RSD	59.64	427.7	482.4	6.504	170.5	199.7
#1	-.0417	.0223	.3020	.7918	5.812	-21.35
#2	-.1136	.1082	-.1207	.6961	4.257	13.92
#3	-.0466	-.0685	-.4015	.7346	-2.397	107.4
Check ?	Chk Pass	Chk Pass	Chk Pass	Chk Pass	Chk Pass	Chk Pass
High Limit						
Low Limit						

Elem	Mg2790	Mn2576	Na5895	Ni2316	Pb2203	Sb2068
Line	279.079 {121}	257.610 {131}	589.592 { 57}	231.604 {446}	220.353 {453}	206.833 {463}
IS Ref	(Y_3600)	(Y_3600)	(Y_3710)	(Y_2243)	(Y_2243)	(Y_2243)
Units	ppb	ppb	ppb	ppb	ppb	ppb
Avg	**-1.240**	**.0233**	**41.57**	**-.1879**	**.2044**	**-.0134**
Stddev	7.058	.0551	2.53	.2890	1.198	.3712
%RSD	569.2	237.1	6.095	153.9	586.0	2773.
#1	-4.562	-.0386	42.29	-.4938	-.8845	-.4420
#2	-6.024	.0673	38.75	.0806	1.487	.1979
#3	6.866	.0411	43.66	-.1504	.0106	.2040
Check ?	Chk Pass	Chk Pass	Chk Pass	Chk Pass	Chk Pass	Chk Pass
High Limit						
Low Limit						

Sample Name: mb 460-415740/1-a Acquired: 1/22/2017 20:41:35 Type: QC
Method: BC011117(v8) Mode: CONC Corr. Factor: 1.000000
User: admin Custom ID1: Custom ID2: Custom ID3:
Comment:

Elem	Se196	Tl1908	V_2924	Zn2062	B_2089	Mo2020
Line	196.090 {472}	190.856 {477}	292.402 {115}	206.200 {463}	208.959 {461}	202.030 {467}
IS Ref	(Y_2243)	(Y_2243)	(Y_3600)	(Y_2243)	(Y_2243)	(Y_2243)
Units	ppb	ppb	ppb	ppb	ppb	ppb
Avg	**-1.998**	**1.326**	**-.1898**	**.2515**	**.8172**	**-.2691**
Stddev	3.480	1.375	.2828	.0936	.4596	.0604
%RSD	174.2	103.7	149.0	37.19	56.24	22.45
#1	-.9893	-.1023	-.1533	.1874	1.210	-.3388
#2	.8661	1.441	.0730	.2084	.9302	-.2321
#3	-5.872	2.641	-.4891	.3589	.3117	-.2364
Check ?	Chk Pass	Chk Pass	Chk Pass	Chk Pass	Chk Pass	Chk Pass
High Limit						
Low Limit						

Elem	Sn1899	Sr4077	Ti3349	Si2881
Line	189.989 {477}	407.771 { 83}	334.941 {101}	288.158 {117}
IS Ref	(Y_2243)	(Y_3710)	(Y_3600)	(Y_2243)
Units	ppb	ppb	ppb	ppb
Avg	**-.2808**	**-.0014**	**-.0161**	**-24.97**
Stddev	.5222	.0828	.2559	15.50
%RSD	185.9	5747.	1590.	62.07
#1	-.8643	-.0962	-.3093	-42.68
#2	-.1206	.0349	.0988	-13.88
#3	.1425	.0569	.1622	-18.36
Check ?	Chk Pass	Chk Pass	Chk Pass	None
High Limit				
Low Limit				

Int. Std.	Y_2243	Y_3600	Y_3710
Line	224.306 {450}	360.073 { 94}	371.030 { 91}
Units	Cts/S	Cts/S	Cts/S
Avg	**4244.1**	**20573.**	**6901.6**
Stddev	8.4	124.	60.1
%RSD	.19675	.60387	.87054
#1	4253.5	20440.	6931.7
#2	4241.4	20595.	6832.4
#3	4237.4	20685.	6940.6

Sample Name: 460-127059-f-3-a Acquired: 1/22/2017 20:45:27 Type: Unk
Method: BC011117(v8) Mode: CONC Corr. Factor: 1.000000
User: admin Custom ID1: Custom ID2: Custom ID3:
Comment:

Elem	Al3961	As1890	Ag3280	Ba2335	Be3130	Ca3181
Line	396.152 { 85}	189.042 {478}	328.068 {103}	233.527 {445}	313.042 {108}	318.128 {106}
IS Ref	(Y_3710)	(Y_2243)	(Y_3600)	(Y_2243)	(Y_3710)	(Y_3600)
Units	ppb	ppb	ppb	ppb	ppb	ppb
Avg	**1043.**	**8.840**	**-.3557**	**170.5**	**.1136**	**103600.**
Stddev	26.	.388	.8741	.6	.1686	290.
%RSD	2.505	4.388	245.7	.3332	148.5	.2795
#1	1051.	8.721	-.6244	170.0	.2252	103400.
#2	1014.	9.274	.6212	170.3	.1959	103400.
#3	1065.	8.527	-1.064	171.1	-.0804	103900.
Check ?	Chk Pass	Chk Pass	Chk Pass	Chk Pass	Chk Pass	Chk Pass
High Limit						
Low Limit						

Elem	Cd2265	Co2286	Cr2677	Cu3247	Fe2714	K_7664
Line	226.502 {449}	228.616 {447}	267.716 {126}	324.754 {104}	271.441 {124}	766.490 { 44}
IS Ref	(Y_2243)	(Y_2243)	(Y_3600)	(Y_3600)	(Y_3600)	(Y_3710)
Units	ppb	ppb	ppb	ppb	ppb	ppb
Avg	**1.220**	**1.965**	**.9815**	**12.89**	**14390.**	**4223.**
Stddev	.123	.118	.3223	.45	232.	66.
%RSD	10.09	6.004	32.84	3.471	1.615	1.565
#1	1.174	2.091	.6455	12.37	14160.	4148.
#2	1.359	1.856	1.288	13.12	14390.	4247.
#3	1.126	1.949	1.011	13.17	14630.	4273.
Check ?	Chk Pass	Chk Pass	Chk Pass	Chk Pass	Chk Pass	Chk Pass
High Limit						
Low Limit						

Elem	Mg2790	Mn2576	Na5895	Ni2316	Pb2203	Sb2068
Line	279.079 {121}	257.610 {131}	589.592 { 57}	231.604 {446}	220.353 {453}	206.833 {463}
IS Ref	(Y_3600)	(Y_3600)	(Y_3710)	(Y_2243)	(Y_2243)	(Y_2243)
Units	ppb	ppb	ppb	ppb	ppb	ppb
Avg	**18530.**	**4656.**	F **273600.**	**3.233**	**5.935**	**-.7716**
Stddev	70.	9.	1656.	.115	.229	2.170
%RSD	.3796	.1968	.6055	3.545	3.864	281.2
#1	18500.	4648.	271700.	3.281	5.952	-2.580
#2	18490.	4654.	274200.	3.315	6.155	1.634
#3	18620.	4666.	274800.	3.102	5.697	-1.369
Check ?	Chk Pass	Chk Pass	Chk Fail	Chk Pass	Chk Pass	Chk Pass
High Limit			250000.			
Low Limit			-5000.			

Sample Name: 460-127059-f-3-a Acquired: 1/22/2017 20:45:27 Type: Unk
Method: BC011117(v8) Mode: CONC Corr. Factor: 1.000000
User: admin Custom ID1: Custom ID2: Custom ID3:
Comment:

Elem	Se196	Tl1908	V_2924	Zn2062	B_2089	Mo2020
Line	196.090 {472}	190.856 {477}	292.402 {115}	206.200 {463}	208.959 {461}	202.030 {467}
IS Ref	(Y_2243)	(Y_2243)	(Y_3600)	(Y_2243)	(Y_2243)	(Y_2243)
Units	ppb	ppb	ppb	ppb	ppb	ppb
Avg	**-5.061**	**8.817**	**4.691**	**29.91**	**88.32**	**.2489**
Stddev	.917	2.383	.273	.36	1.08	.0437
%RSD	18.11	27.03	5.809	1.220	1.222	17.56
#1	-5.547	11.35	4.398	29.58	87.18	.2567
#2	-4.004	8.479	4.739	30.30	89.33	.2018
#3	-5.633	6.621	4.937	29.86	88.46	.2882
Check ?	Chk Pass	Chk Pass	Chk Pass	Chk Pass	Chk Pass	Chk Pass
High Limit						
Low Limit						

Elem	Sn1899	Sr4077	Ti3349	Si2881
Line	189.989 {477}	407.771 { 83}	334.941 {101}	288.158 {117}
IS Ref	(Y_2243)	(Y_3710)	(Y_3600)	(Y_2243)
Units	ppb	ppb	ppb	ppb
Avg	**-.8155**	**399.6**	**34.89**	**6383.**
Stddev	.3407	2.6	.71	35.
%RSD	41.77	.6387	2.035	.5437
#1	-.5076	396.7	34.07	6344.
#2	-.7575	400.4	35.21	6395.
#3	-1.181	401.6	35.38	6411.
Check ?	Chk Pass	Chk Pass	Chk Pass	Chk Pass
High Limit				
Low Limit				

Int. Std.	Y_2243	Y_3600	Y_3710
Line	224.306 {450}	360.073 { 94}	371.030 { 91}
Units	Cts/S	Cts/S	Cts/S
Avg	**4112.6**	**19976.**	**7031.8**
Stddev	36.3	223.	62.4
%RSD	.88245	1.1155	.88692
#1	4150.6	20183.	7077.2
#2	4108.9	20005.	7057.5
#3	4078.3	19740.	6960.7

Sample Name: 460-127059-f-4-a Acquired: 1/22/2017 20:49:13 Type: Unk
Method: BC011117(v8) Mode: CONC Corr. Factor: 1.000000
User: admin Custom ID1: Custom ID2: Custom ID3:
Comment:

Elem	Al3961	As1890	Ag3280	Ba2335	Be3130	Ca3181
Line	396.152 { 85}	189.042 {478}	328.068 {103}	233.527 {445}	313.042 {108}	318.128 {106}
IS Ref	(Y_3710)	(Y_2243)	(Y_3600)	(Y_2243)	(Y_3710)	(Y_3600)
Units	ppb	ppb	ppb	ppb	ppb	ppb
Avg	**1215.**	**3.211**	**-.1630**	**116.0**	**.2029**	**63530.**
Stddev	7.	.843	.1538	.3	.0787	226.
%RSD	.6057	26.26	94.32	.2170	38.78	.3554
#1	1207.	4.181	-.3402	115.8	.2109	63520.
#2	1219.	2.804	-.0838	116.3	.1205	63310.
#3	1220.	2.648	-.0651	115.9	.2773	63760.
Check ?	Chk Pass	Chk Pass	Chk Pass	Chk Pass	Chk Pass	Chk Pass
High Limit						
Low Limit						

Elem	Cd2265	Co2286	Cr2677	Cu3247	Fe2714	K_7664
Line	226.502 {449}	228.616 {447}	267.716 {126}	324.754 {104}	271.441 {124}	766.490 { 44}
IS Ref	(Y_2243)	(Y_2243)	(Y_3600)	(Y_3600)	(Y_3600)	(Y_3710)
Units	ppb	ppb	ppb	ppb	ppb	ppb
Avg	**.7280**	**1.083**	**2.073**	**13.04**	**1075.**	**2591.**
Stddev	.0698	.104	.154	.04	17.	77.
%RSD	9.586	9.641	7.421	.2912	1.546	2.976
#1	.6475	1.053	2.023	13.08	1060.	2508.
#2	.7637	.9964	1.951	13.04	1093.	2661.
#3	.7726	1.199	2.246	13.00	1072.	2603.
Check ?	Chk Pass	Chk Pass	Chk Pass	Chk Pass	Chk Pass	Chk Pass
High Limit						
Low Limit						

Elem	Mg2790	Mn2576	Na5895	Ni2316	Pb2203	Sb2068
Line	279.079 {121}	257.610 {131}	589.592 { 57}	231.604 {446}	220.353 {453}	206.833 {463}
IS Ref	(Y_3600)	(Y_3600)	(Y_3710)	(Y_2243)	(Y_2243)	(Y_2243)
Units	ppb	ppb	ppb	ppb	ppb	ppb
Avg	**10420.**	**77.99**	**211900.**	**1.816**	**4.736**	**1.663**
Stddev	134.	.75	474.	.123	2.363	3.124
%RSD	1.287	.9554	.2237	6.757	49.89	187.9
#1	10270.	77.26	211400.	1.686	5.132	3.603
#2	10520.	78.75	212000.	1.834	2.200	-1.941
#3	10480.	77.95	212400.	1.929	6.876	3.326
Check ?	Chk Pass	Chk Pass	Chk Pass	Chk Pass	Chk Pass	Chk Pass
High Limit						
Low Limit						

Sample Name: 460-127059-f-4-a Acquired: 1/22/2017 20:49:13 Type: Unk
Method: BC011117(v8) Mode: CONC Corr. Factor: 1.000000
User: admin Custom ID1: Custom ID2: Custom ID3:
Comment:

Elem	Se196	Tl1908	V_2924	Zn2062	B_2089	Mo2020
Line	196.090 {472}	190.856 {477}	292.402 {115}	206.200 {463}	208.959 {461}	202.030 {467}
IS Ref	(Y_2243)	(Y_2243)	(Y_3600)	(Y_2243)	(Y_2243)	(Y_2243)
Units	ppb	ppb	ppb	ppb	ppb	ppb
Avg	**-2.926**	**4.462**	**10.66**	**9.244**	**90.85**	**-.0543**
Stddev	3.609	1.128	.78	.248	.99	.2942
%RSD	123.3	25.28	7.340	2.680	1.094	541.3
#1	-6.481	3.641	9.914	9.172	89.79	-.0673
#2	-3.032	5.748	10.59	9.040	90.99	.2461
#3	.7337	3.998	11.47	9.520	91.77	-.3418
Check ?	Chk Pass	Chk Pass	Chk Pass	Chk Pass	Chk Pass	Chk Pass
High Limit						
Low Limit						

Elem	Sn1899	Sr4077	Ti3349	Si2881
Line	189.989 {477}	407.771 { 83}	334.941 {101}	288.158 {117}
IS Ref	(Y_2243)	(Y_3710)	(Y_3600)	(Y_2243)
Units	ppb	ppb	ppb	ppb
Avg	**.2196**	**281.7**	**32.38**	**4994.**
Stddev	.4923	.7	.64	14.
%RSD	224.1	.2551	1.973	.2837
#1	.5702	281.1	31.82	5003.
#2	.4319	282.5	33.07	5002.
#3	-.3431	281.6	32.24	4978.
Check ?	Chk Pass	Chk Pass	Chk Pass	Chk Pass
High Limit				
Low Limit				

Int. Std.	Y_2243	Y_3600	Y_3710
Line	224.306 {450}	360.073 { 94}	371.030 { 91}
Units	Cts/S	Cts/S	Cts/S
Avg	**4136.3**	**20192.**	**7033.6**
Stddev	19.4	219.	59.7
%RSD	.47010	1.0851	.84876
#1	4150.1	20326.	7089.8
#2	4144.8	20311.	7039.9
#3	4114.1	19940.	6970.9

Sample Name: 460-127059-f-5-a Acquired: 1/22/2017 20:53:02 Type: Unk
Method: BC011117(v8) Mode: CONC Corr. Factor: 1.000000
User: admin Custom ID1: Custom ID2: Custom ID3:
Comment:

Elem	Al3961	As1890	Ag3280	Ba2335	Be3130	Ca3181
Line	396.152 { 85}	189.042 {478}	328.068 {103}	233.527 {445}	313.042 {108}	318.128 {106}
IS Ref	(Y_3710)	(Y_2243)	(Y_3600)	(Y_2243)	(Y_3710)	(Y_3600)
Units	ppb	ppb	ppb	ppb	ppb	ppb
Avg	**3978.**	**6.073**	**-1.175**	**216.0**	**.3049**	**53490.**
Stddev	37.	2.847	.805	.9	.1583	133.
%RSD	.9270	46.87	68.51	.4323	51.93	.2477
#1	3946.	5.298	-.2519	216.9	.4731	53600.
#2	3970.	9.227	-1.730	215.0	.1587	53340.
#3	4018.	3.695	-1.542	216.0	.2831	53530.
Check ?	Chk Pass	Chk Pass	Chk Pass	Chk Pass	Chk Pass	Chk Pass
High Limit						
Low Limit						

Elem	Cd2265	Co2286	Cr2677	Cu3247	Fe2714	K_7664
Line	226.502 {449}	228.616 {447}	267.716 {126}	324.754 {104}	271.441 {124}	766.490 { 44}
IS Ref	(Y_2243)	(Y_2243)	(Y_3600)	(Y_3600)	(Y_3600)	(Y_3710)
Units	ppb	ppb	ppb	ppb	ppb	ppb
Avg	**.7461**	**24.47**	**5.600**	**26.12**	**16740.**	**4313.**
Stddev	.1574	.30	.345	.29	128.	22.
%RSD	21.09	1.237	6.164	1.100	.7631	.5141
#1	.5682	24.76	5.978	26.03	16590.	4319.
#2	.8027	24.50	5.303	26.44	16820.	4288.
#3	.8673	24.16	5.518	25.89	16800.	4332.
Check ?	Chk Pass	Chk Pass	Chk Pass	Chk Pass	Chk Pass	Chk Pass
High Limit						
Low Limit						

Elem	Mg2790	Mn2576	Na5895	Ni2316	Pb2203	Sb2068
Line	279.079 {121}	257.610 {131}	589.592 { 57}	231.604 {446}	220.353 {453}	206.833 {463}
IS Ref	(Y_3600)	(Y_3600)	(Y_3710)	(Y_2243)	(Y_2243)	(Y_2243)
Units	ppb	ppb	ppb	ppb	ppb	ppb
Avg	**6788.**	**1704.**	**175100.**	**19.06**	**3.879**	**-2.601**
Stddev	41.	2.	515.	.11	.815	.653
%RSD	.5970	.1307	.2939	.5684	21.01	25.10
#1	6749.	1704.	174900.	19.11	3.620	-1.996
#2	6787.	1703.	175600.	18.93	4.792	-2.514
#3	6830.	1707.	174600.	19.13	3.225	-3.293
Check ?	Chk Pass	Chk Pass	Chk Pass	Chk Pass	Chk Pass	Chk Pass
High Limit						
Low Limit						

Sample Name: 460-127059-f-5-a Acquired: 1/22/2017 20:53:02 Type: Unk
Method: BC011117(v8) Mode: CONC Corr. Factor: 1.000000
User: admin Custom ID1: Custom ID2: Custom ID3:
Comment:

Elem	Se196	Tl1908	V_2924	Zn2062	B_2089	Mo2020
Line	196.090 {472}	190.856 {477}	292.402 {115}	206.200 {463}	208.959 {461}	202.030 {467}
IS Ref	(Y_2243)	(Y_2243)	(Y_3600)	(Y_2243)	(Y_2243)	(Y_2243)
Units	ppb	ppb	ppb	ppb	ppb	ppb
Avg	**-5.743**	**6.932**	**12.42**	**32.87**	**33.78**	**.2801**
Stddev	.267	2.240	.23	.16	.27	.3888
%RSD	4.655	32.31	1.884	.4734	.8025	138.8
#1	-5.449	9.311	12.16	32.73	33.57	.6024
#2	-5.971	6.622	12.62	33.04	33.68	-.1517
#3	-5.810	4.864	12.49	32.86	34.09	.3896
Check ?	Chk Pass	Chk Pass	Chk Pass	Chk Pass	Chk Pass	Chk Pass
High Limit						
Low Limit						

Elem	Sn1899	Sr4077	Ti3349	Si2881
Line	189.989 {477}	407.771 { 83}	334.941 {101}	288.158 {117}
IS Ref	(Y_2243)	(Y_3710)	(Y_3600)	(Y_2243)
Units	ppb	ppb	ppb	ppb
Avg	**.2548**	**217.0**	**138.5**	**9876.**
Stddev	.2381	.3	1.9	55.
%RSD	93.46	.1539	1.400	.5578
#1	-.0130	217.4	136.2	9852.
#2	.3346	217.0	139.7	9939.
#3	.4428	216.7	139.4	9837.
Check ?	Chk Pass	Chk Pass	Chk Pass	Chk Pass
High Limit				
Low Limit				

Int. Std.	Y_2243	Y_3600	Y_3710
Line	224.306 {450}	360.073 { 94}	371.030 { 91}
Units	Cts/S	Cts/S	Cts/S
Avg	**4186.4**	**20302.**	**7054.0**
Stddev	6.1	118.	31.6
%RSD	.14642	.57926	.44798
#1	4191.5	20341.	7061.6
#2	4179.6	20394.	7081.2
#3	4188.1	20169.	7019.3

Sample Name: 460-127059-f-6-a Acquired: 1/22/2017 20:56:47 Type: Unk
Method: BC011117(v8) Mode: CONC Corr. Factor: 1.000000
User: admin Custom ID1: Custom ID2: Custom ID3:
Comment:

Elem	Al3961	As1890	Ag3280	Ba2335	Be3130	Ca3181
Line	396.152 { 85}	189.042 {478}	328.068 {103}	233.527 {445}	313.042 {108}	318.128 {106}
IS Ref	(Y_3710)	(Y_2243)	(Y_3600)	(Y_2243)	(Y_3710)	(Y_3600)
Units	ppb	ppb	ppb	ppb	ppb	ppb
Avg	**434.6**	**2.438**	**-.3403**	**51.26**	**.0679**	**37680.**
Stddev	10.6	1.927	.1952	.31	.0752	115.
%RSD	2.433	79.00	57.36	.5964	110.7	.3051
#1	433.5	.3026	-.3113	50.97	.1412	37670.
#2	445.6	4.045	-.1612	51.22	.0714	37570.
#3	424.5	2.968	-.5484	51.58	-.0090	37800.
Check ?	Chk Pass	Chk Pass	Chk Pass	Chk Pass	Chk Pass	Chk Pass
High Limit						
Low Limit						

Elem	Cd2265	Co2286	Cr2677	Cu3247	Fe2714	K_7664
Line	226.502 {449}	228.616 {447}	267.716 {126}	324.754 {104}	271.441 {124}	766.490 { 44}
IS Ref	(Y_2243)	(Y_2243)	(Y_3600)	(Y_3600)	(Y_3600)	(Y_3710)
Units	ppb	ppb	ppb	ppb	ppb	ppb
Avg	**.1433**	**2.870**	**.1074**	**9.336**	**1232.**	**4288.**
Stddev	.1039	.150	.1608	.476	22.	29.
%RSD	72.51	5.238	149.8	5.096	1.772	.6786
#1	.2040	2.697	-.0613	9.180	1217.	4275.
#2	.2027	2.951	.1245	8.957	1222.	4267.
#3	.0233	2.964	.2589	9.870	1257.	4321.
Check ?	Chk Pass	Chk Pass	Chk Pass	Chk Pass	Chk Pass	Chk Pass
High Limit						
Low Limit						

Elem	Mg2790	Mn2576	Na5895	Ni2316	Pb2203	Sb2068
Line	279.079 {121}	257.610 {131}	589.592 { 57}	231.604 {446}	220.353 {453}	206.833 {463}
IS Ref	(Y_3600)	(Y_3600)	(Y_3710)	(Y_2243)	(Y_2243)	(Y_2243)
Units	ppb	ppb	ppb	ppb	ppb	ppb
Avg	**9999.**	**968.1**	**181600.**	**2.728**	**-1.597**	**.6515**
Stddev	126.	3.0	815.	.144	.456	2.665
%RSD	1.258	.3057	.4487	5.279	28.55	409.0
#1	9950.	966.7	180800.	2.619	-1.089	3.714
#2	9905.	966.1	181500.	2.674	-1.972	-.6169
#3	10140.	971.5	182400.	2.891	-1.729	-1.142
Check ?	Chk Pass	Chk Pass	Chk Pass	Chk Pass	Chk Pass	Chk Pass
High Limit						
Low Limit						

Sample Name: 460-127059-f-6-a Acquired: 1/22/2017 20:56:47 Type: Unk
Method: BC011117(v8) Mode: CONC Corr. Factor: 1.000000
User: admin Custom ID1: Custom ID2: Custom ID3:
Comment:

Elem	Se196	Tl1908	V_2924	Zn2062	B_2089	Mo2020
Line	196.090 {472}	190.856 {477}	292.402 {115}	206.200 {463}	208.959 {461}	202.030 {467}
IS Ref	(Y_2243)	(Y_2243)	(Y_3600)	(Y_2243)	(Y_2243)	(Y_2243)
Units	ppb	ppb	ppb	ppb	ppb	ppb
Avg	**-5.832**	**3.717**	**1.149**	**13.75**	**30.92**	**-.2901**
Stddev	4.252	1.670	.263	.12	.40	.3719
%RSD	72.91	44.93	22.93	.8668	1.303	128.2
#1	-10.72	4.406	1.389	13.89	31.34	-.3666
#2	-3.756	1.813	1.190	13.69	30.90	-.6179
#3	-3.016	4.932	.8671	13.68	30.53	.1142
Check ?	Chk Pass	Chk Pass	Chk Pass	Chk Pass	Chk Pass	Chk Pass
High Limit						
Low Limit						

Elem	Sn1899	Sr4077	Ti3349	Si2881
Line	189.989 {477}	407.771 { 83}	334.941 {101}	288.158 {117}
IS Ref	(Y_2243)	(Y_3710)	(Y_3600)	(Y_2243)
Units	ppb	ppb	ppb	ppb
Avg	**-.5532**	**209.6**	**18.18**	**4874.**
Stddev	.5253	.9	.28	58.
%RSD	94.96	.4523	1.564	1.193
#1	.0517	208.7	18.03	4824.
#2	-.8162	209.7	17.99	4860.
#3	-.8951	210.6	18.50	4938.
Check ?	Chk Pass	Chk Pass	Chk Pass	Chk Pass
High Limit				
Low Limit				

Int. Std.	Y_2243	Y_3600	Y_3710
Line	224.306 {450}	360.073 { 94}	371.030 { 91}
Units	Cts/S	Cts/S	Cts/S
Avg	**4174.5**	**19896.**	**6935.9**
Stddev	12.3	59.	48.2
%RSD	.29376	.29812	.69445
#1	4179.0	19944.	6984.0
#2	4183.9	19915.	6887.6
#3	4160.6	19830.	6936.2

Sample Name: 460-127059-f-8-a Acquired: 1/22/2017 21:00:37 Type: Unk
Method: BC011117(v8) Mode: CONC Corr. Factor: 1.000000
User: admin Custom ID1: Custom ID2: Custom ID3:
Comment:

Elem	Al3961	As1890	Ag3280	Ba2335	Be3130	Ca3181
Line	396.152 { 85}	189.042 {478}	328.068 {103}	233.527 {445}	313.042 {108}	318.128 {106}
IS Ref	(Y_3710)	(Y_2243)	(Y_3600)	(Y_2243)	(Y_3710)	(Y_3600)
Units	ppb	ppb	ppb	ppb	ppb	ppb
Avg	**17660.**	**8.611**	**-1.302**	**156.5**	**1.192**	**70900.**
Stddev	34.	1.679	.708	.9	.069	444.
%RSD	.1935	19.49	54.34	.5543	5.789	.6256
#1	17620.	9.894	-1.813	155.6	1.113	71330.
#2	17660.	6.711	-1.600	156.4	1.236	70940.
#3	17690.	9.227	-.4945	157.3	1.228	70440.
Check ?	Chk Pass	Chk Pass	Chk Pass	Chk Pass	Chk Pass	Chk Pass
High Limit						
Low Limit						

Elem	Cd2265	Co2286	Cr2677	Cu3247	Fe2714	K_7664
Line	226.502 {449}	228.616 {447}	267.716 {126}	324.754 {104}	271.441 {124}	766.490 { 44}
IS Ref	(Y_2243)	(Y_2243)	(Y_3600)	(Y_3600)	(Y_3600)	(Y_3710)
Units	ppb	ppb	ppb	ppb	ppb	ppb
Avg	**.3735**	**12.91**	**22.85**	**71.15**	**28210.**	**3466.**
Stddev	.1550	.09	.58	.29	80.	32.
%RSD	41.49	.7295	2.554	.4020	.2835	.9367
#1	.2918	12.80	22.18	70.82	28300.	3432.
#2	.2765	12.98	23.14	71.27	28190.	3469.
#3	.5523	12.94	23.23	71.35	28150.	3496.
Check ?	Chk Pass	Chk Pass	Chk Pass	Chk Pass	Chk Pass	Chk Pass
High Limit						
Low Limit						

Elem	Mg2790	Mn2576	Na5895	Ni2316	Pb2203	Sb2068
Line	279.079 {121}	257.610 {131}	589.592 { 57}	231.604 {446}	220.353 {453}	206.833 {463}
IS Ref	(Y_3600)	(Y_3600)	(Y_3710)	(Y_2243)	(Y_2243)	(Y_2243)
Units	ppb	ppb	ppb	ppb	ppb	ppb
Avg	**6626.**	**892.3**	**81470.**	**27.05**	**16.68**	**-.9093**
Stddev	23.	4.2	419.	.15	.20	1.291
%RSD	.3481	.4685	.5146	.5445	1.210	142.0
#1	6624.	896.7	81030.	27.11	16.62	-.1750
#2	6649.	891.8	81860.	26.88	16.91	-2.400
#3	6603.	888.4	81520.	27.16	16.52	-.1532
Check ?	Chk Pass	Chk Pass	Chk Pass	Chk Pass	Chk Pass	Chk Pass
High Limit						
Low Limit						

Sample Name: 460-127059-f-8-a Acquired: 1/22/2017 21:00:37 Type: Unk
Method: BC011117(v8) Mode: CONC Corr. Factor: 1.000000
User: admin Custom ID1: Custom ID2: Custom ID3:
Comment:

Elem	Se196	Tl1908	V_2924	Zn2062	B_2089	Mo2020
Line	196.090 {472}	190.856 {477}	292.402 {115}	206.200 {463}	208.959 {461}	202.030 {467}
IS Ref	(Y_2243)	(Y_2243)	(Y_3600)	(Y_2243)	(Y_2243)	(Y_2243)
Units	ppb	ppb	ppb	ppb	ppb	ppb
Avg	**-5.358**	**6.302**	**39.44**	**137.6**	**21.31**	**.6385**
Stddev	2.107	2.527	.51	.8	.36	.3567
%RSD	39.33	40.10	1.286	.5765	1.676	55.86
#1	-3.006	7.833	39.23	136.8	20.90	1.048
#2	-5.996	3.386	39.06	137.7	21.47	.4725
#3	-7.073	7.688	40.02	138.4	21.55	.3951
Check ?	Chk Pass	Chk Pass	Chk Pass	Chk Pass	Chk Pass	Chk Pass
High Limit						
Low Limit						

Elem	Sn1899	Sr4077	Ti3349	Si2881
Line	189.989 {477}	407.771 { 83}	334.941 {101}	288.158 {117}
IS Ref	(Y_2243)	(Y_3710)	(Y_3600)	(Y_2243)
Units	ppb	ppb	ppb	ppb
Avg	**2.355**	**79.46**	**605.5**	F **25250.**
Stddev	.282	.36	.2	142.
%RSD	11.99	.4486	.0389	.5639
#1	2.270	79.05	605.2	25090.
#2	2.670	79.72	605.7	25320.
#3	2.125	79.62	605.5	25340.
Check ?	Chk Pass	Chk Pass	Chk Pass	Chk Fail
High Limit				20000.
Low Limit				-200.0

Int. Std.	Y_2243	Y_3600	Y_3710
Line	224.306 {450}	360.073 { 94}	371.030 { 91}
Units	Cts/S	Cts/S	Cts/S
Avg	**4306.2**	**20847.**	**7227.5**
Stddev	14.6	96.	7.5
%RSD	.33974	.45972	.10432
#1	4322.7	20757.	7223.7
#2	4300.7	20836.	7222.7
#3	4295.0	20948.	7236.2

Sample Name: 460-127106-d-1-a Acquired: 1/22/2017 21:04:21 Type: Unk
Method: BC011117(v8) Mode: CONC Corr. Factor: 1.000000
User: admin Custom ID1: Custom ID2: Custom ID3:
Comment:

Elem	Al3961	As1890	Ag3280	Ba2335	Be3130	Ca3181
Line	396.152 { 85}	189.042 {478}	328.068 {103}	233.527 {445}	313.042 {108}	318.128 {106}
IS Ref	(Y_3710)	(Y_2243)	(Y_3600)	(Y_2243)	(Y_3710)	(Y_3600)
Units	ppb	ppb	ppb	ppb	ppb	ppb
Avg	**84.49**	**1.757**	**-.6411**	**39.14**	**-.0180**	**63460.**
Stddev	20.17	.826	1.050	.04	.0499	416.
%RSD	23.87	47.04	163.8	.0956	277.3	.6555
#1	105.2	.8308	-1.174	39.17	.0163	63650.
#2	64.87	2.419	-1.318	39.14	.0049	63750.
#3	83.45	2.021	.5683	39.10	-.0752	62980.
Check ?	Chk Pass	Chk Pass	Chk Pass	Chk Pass	Chk Pass	Chk Pass
High Limit						
Low Limit						

Elem	Cd2265	Co2286	Cr2677	Cu3247	Fe2714	K_7664
Line	226.502 {449}	228.616 {447}	267.716 {126}	324.754 {104}	271.441 {124}	766.490 { 44}
IS Ref	(Y_2243)	(Y_2243)	(Y_3600)	(Y_3600)	(Y_3600)	(Y_3710)
Units	ppb	ppb	ppb	ppb	ppb	ppb
Avg	**-.0281**	**.3578**	**47.32**	**1.033**	**360.0**	**20460.**
Stddev	.1267	.1239	.81	.070	7.6	82.
%RSD	450.3	34.64	1.719	6.781	2.117	.3995
#1	-.0861	.2300	48.09	.9553	367.8	20370.
#2	-.1154	.4775	47.40	1.050	352.6	20530.
#3	.1171	.3659	46.47	1.092	359.6	20470.
Check ?	Chk Pass	Chk Pass	Chk Pass	Chk Pass	Chk Pass	Chk Pass
High Limit						
Low Limit						

Elem	Mg2790	Mn2576	Na5895	Ni2316	Pb2203	Sb2068
Line	279.079 {121}	257.610 {131}	589.592 { 57}	231.604 {446}	220.353 {453}	206.833 {463}
IS Ref	(Y_3600)	(Y_3600)	(Y_3710)	(Y_2243)	(Y_2243)	(Y_2243)
Units	ppb	ppb	ppb	ppb	ppb	ppb
Avg	**14970.**	**20.47**	F **261300.**	**1.125**	**-1.206**	**1.263**
Stddev	144.	.19	888.	.500	.499	1.238
%RSD	.9626	.9325	.3396	44.45	41.37	98.01
#1	15050.	20.32	260700.	.9158	-.9313	2.286
#2	15050.	20.41	262300.	1.696	-.9042	1.615
#3	14800.	20.69	261000.	.7636	-1.781	-.1129
Check ?	Chk Pass	Chk Pass	Chk Fail	Chk Pass	Chk Pass	Chk Pass
High Limit			250000.			
Low Limit			-5000.			

Sample Name: 460-127106-d-1-a Acquired: 1/22/2017 21:04:21 Type: Unk
Method: BC011117(v8) Mode: CONC Corr. Factor: 1.000000
User: admin Custom ID1: Custom ID2: Custom ID3:
Comment:

Elem	Se196	Tl1908	V_2924	Zn2062	B_2089	Mo2020
Line	196.090 {472}	190.856 {477}	292.402 {115}	206.200 {463}	208.959 {461}	202.030 {467}
IS Ref	(Y_2243)	(Y_2243)	(Y_3600)	(Y_2243)	(Y_2243)	(Y_2243)
Units	ppb	ppb	ppb	ppb	ppb	ppb
Avg	**.2333**	**5.489**	**2.076**	**1.791**	**97.31**	**6.584**
Stddev	4.769	3.020	.077	.071	.51	.125
%RSD	2044.	55.02	3.709	3.978	.5263	1.903
#1	4.806	8.600	2.003	1.725	97.10	6.659
#2	-4.710	5.299	2.067	1.782	96.93	6.653
#3	.6040	2.569	2.157	1.867	97.89	6.439
Check ?	Chk Pass	Chk Pass	Chk Pass	Chk Pass	Chk Pass	Chk Pass
High Limit						
Low Limit						

Elem	Sn1899	Sr4077	Ti3349	Si2881
Line	189.989 {477}	407.771 { 83}	334.941 {101}	288.158 {117}
IS Ref	(Y_2243)	(Y_3710)	(Y_3600)	(Y_2243)
Units	ppb	ppb	ppb	ppb
Avg	**-1.185**	**828.4**	**1.937**	**2846.**
Stddev	.618	3.0	.206	20.
%RSD	52.11	.3588	10.66	.6994
#1	-1.104	825.4	2.119	2852.
#2	-.6121	831.4	1.713	2861.
#3	-1.839	828.3	1.979	2823.
Check ?	Chk Pass	Chk Pass	Chk Pass	Chk Pass
High Limit				
Low Limit				

Int. Std.	Y_2243	Y_3600	Y_3710
Line	224.306 {450}	360.073 { 94}	371.030 { 91}
Units	Cts/S	Cts/S	Cts/S
Avg	**4057.7**	**19585.**	**6850.0**
Stddev	10.3	168.	7.5
%RSD	.25327	.85823	.10998
#1	4065.1	19571.	6845.9
#2	4046.0	19425.	6845.5
#3	4062.1	19760.	6858.7

Sample Name: 460-127106-d-1-b ms Acquired: 1/22/2017 21:08:11 Type: Unk
Method: BC011117(v8) Mode: CONC Corr. Factor: 1.000000
User: admin Custom ID1: Custom ID2: Custom ID3:
Comment:

Elem	Al3961	As1890	Ag3280	Ba2335	Be3130	Ca3181
Line	396.152 { 85}	189.042 {478}	328.068 {103}	233.527 {445}	313.042 {108}	318.128 {106}
IS Ref	(Y_3710)	(Y_2243)	(Y_3600)	(Y_2243)	(Y_3710)	(Y_3600)
Units	ppb	ppb	ppb	ppb	ppb	ppb
Avg	**2109.**	**2094.**	**53.02**	**2109.**	**47.30**	**83630.**
Stddev	20.	6.	1.32	3.	.66	172.
%RSD	.9619	.2948	2.494	.1616	1.393	.2060
#1	2098.	2101.	52.51	2109.	46.55	83460.
#2	2096.	2090.	54.52	2112.	47.59	83800.
#3	2132.	2091.	52.03	2105.	47.76	83640.
Check ?	Chk Pass	Chk Pass	Chk Pass	Chk Pass	Chk Pass	Chk Pass
High Limit						
Low Limit						

Elem	Cd2265	Co2286	Cr2677	Cu3247	Fe2714	K_7664
Line	226.502 {449}	228.616 {447}	267.716 {126}	324.754 {104}	271.441 {124}	766.490 { 44}
IS Ref	(Y_2243)	(Y_2243)	(Y_3600)	(Y_3600)	(Y_3600)	(Y_3710)
Units	ppb	ppb	ppb	ppb	ppb	ppb
Avg	**51.44**	**513.3**	**256.9**	**254.8**	**1357.**	**42200.**
Stddev	.11	1.3	1.2	1.6	8.	70.
%RSD	.2060	.2580	.4475	.6310	.5857	.1658
#1	51.52	513.6	257.8	256.5	1348.	42160.
#2	51.32	514.5	255.6	253.3	1358.	42170.
#3	51.48	511.9	257.2	254.5	1364.	42280.
Check ?	Chk Pass	Chk Pass	Chk Pass	Chk Pass	Chk Pass	Chk Pass
High Limit						
Low Limit						

Elem	Mg2790	Mn2576	Na5895	Ni2316	Pb2203	Sb2068
Line	279.079 {121}	257.610 {131}	589.592 { 57}	231.604 {446}	220.353 {453}	206.833 {463}
IS Ref	(Y_3600)	(Y_3600)	(Y_3710)	(Y_2243)	(Y_2243)	(Y_2243)
Units	ppb	ppb	ppb	ppb	ppb	ppb
Avg	**34820.**	**541.4**	F **281200.**	**519.3**	**517.5**	**506.9**
Stddev	110.	.2	437.	4.3	3.6	2.3
%RSD	.3145	.0326	.1555	.8241	.6967	.4465
#1	34720.	541.4	280700.	523.5	519.1	509.4
#2	34940.	541.2	281600.	519.4	519.9	506.2
#3	34800.	541.6	281200.	514.9	513.3	505.1
Check ?	Chk Pass	Chk Pass	Chk Fail	Chk Pass	Chk Pass	Chk Pass
High Limit			250000.			
Low Limit			-5000.			

Sample Name: 460-127106-d-1-b ms Acquired: 1/22/2017 21:08:11 Type: Unk
Method: BC011117(v8) Mode: CONC Corr. Factor: 1.000000
User: admin Custom ID1: Custom ID2: Custom ID3:
Comment:

Elem	Se196	Tl1908	V_2924	Zn2062	B_2089	Mo2020
Line	196.090 {472}	190.856 {477}	292.402 {115}	206.200 {463}	208.959 {461}	202.030 {467}
IS Ref	(Y_2243)	(Y_2243)	(Y_3600)	(Y_2243)	(Y_2243)	(Y_2243)
Units	ppb	ppb	ppb	ppb	ppb	ppb
Avg	**2153.**	**2055.**	**527.4**	**543.1**	**610.4**	**502.6**
Stddev	4.	8.	3.0	1.8	2.0	1.8
%RSD	.1968	.4042	.5676	.3375	.3334	.3558
#1	2149.	2050.	525.9	542.1	608.1	501.3
#2	2157.	2065.	525.5	545.2	611.7	504.7
#3	2151.	2051.	530.9	542.0	611.4	501.9
Check ?	Chk Pass	Chk Pass	Chk Pass	Chk Pass	Chk Pass	Chk Pass
High Limit						
Low Limit						

Elem	Sn1899	Sr4077	Ti3349	Si2881
Line	189.989 {477}	407.771 { 83}	334.941 {101}	288.158 {117}
IS Ref	(Y_2243)	(Y_3710)	(Y_3600)	(Y_2243)
Units	ppb	ppb	ppb	ppb
Avg	**518.0**	**1343.**	**499.3**	**2842.**
Stddev	3.3	2.	1.0	26.
%RSD	.6390	.1499	.2043	.9264
#1	514.3	1342.	499.1	2867.
#2	519.3	1345.	500.4	2844.
#3	520.5	1343.	498.4	2814.
Check ?	Chk Pass	Chk Pass	Chk Pass	Chk Pass
High Limit				
Low Limit				

Int. Std.	Y_2243	Y_3600	Y_3710
Line	224.306 {450}	360.073 { 94}	371.030 { 91}
Units	Cts/S	Cts/S	Cts/S
Avg	**4031.5**	**19394.**	**6738.4**
Stddev	21.9	109.	55.9
%RSD	.54406	.56296	.82905
#1	4040.9	19518.	6801.7
#2	4006.5	19315.	6717.6
#3	4047.2	19347.	6696.0

Sample Name: 460-127117-a-1-a Acquired: 1/22/2017 21:11:45 Type: Unk
Method: BC011117(v8) Mode: CONC Corr. Factor: 1.000000
User: admin Custom ID1: Custom ID2: Custom ID3:
Comment:

Elem	Al3961	As1890	Ag3280	Ba2335	Be3130	Ca3181
Line	396.152 { 85}	189.042 {478}	328.068 {103}	233.527 {445}	313.042 {108}	318.128 {106}
IS Ref	(Y_3710)	(Y_2243)	(Y_3600)	(Y_2243)	(Y_3710)	(Y_3600)
Units	ppb	ppb	ppb	ppb	ppb	ppb
Avg	**6.803**	**2.939**	**-.7349**	**35.94**	**.0528**	**62900.**
Stddev	1.406	.064	.3847	.34	.0807	362.
%RSD	20.67	2.166	52.35	.9471	152.7	.5757
#1	5.184	2.971	-.3385	35.79	.0610	62600.
#2	7.507	2.981	-.7593	35.70	.1292	62790.
#3	7.718	2.866	-1.107	36.33	-.0316	63300.
Check ?	Chk Pass	Chk Pass	Chk Pass	Chk Pass	Chk Pass	Chk Pass
High Limit						
Low Limit						

Elem	Cd2265	Co2286	Cr2677	Cu3247	Fe2714	K_7664
Line	226.502 {449}	228.616 {447}	267.716 {126}	324.754 {104}	271.441 {124}	766.490 { 44}
IS Ref	(Y_2243)	(Y_2243)	(Y_3600)	(Y_3600)	(Y_3600)	(Y_3710)
Units	ppb	ppb	ppb	ppb	ppb	ppb
Avg	**-.0760**	**.3408**	**.4287**	**8.147**	**951.2**	**6776.**
Stddev	.0733	.1168	.2266	.283	23.3	25.
%RSD	96.43	34.27	52.86	3.473	2.452	.3646
#1	-.0026	.3276	.6902	7.874	932.3	6757.
#2	-.0762	.4637	.3053	8.128	944.1	6804.
#3	-.1493	.2312	.2906	8.439	977.2	6767.
Check ?	Chk Pass	Chk Pass	Chk Pass	Chk Pass	Chk Pass	Chk Pass
High Limit						
Low Limit						

Elem	Mg2790	Mn2576	Na5895	Ni2316	Pb2203	Sb2068
Line	279.079 {121}	257.610 {131}	589.592 { 57}	231.604 {446}	220.353 {453}	206.833 {463}
IS Ref	(Y_3600)	(Y_3600)	(Y_3710)	(Y_2243)	(Y_2243)	(Y_2243)
Units	ppb	ppb	ppb	ppb	ppb	ppb
Avg	**7140.**	**5.116**	**180800.**	**3.427**	**-1.595**	**1.643**
Stddev	132.	.021	1167.	.401	1.024	1.553
%RSD	1.849	.4033	.6456	11.71	64.22	94.56
#1	7026.	5.106	179800.	3.356	-2.348	-.1289
#2	7110.	5.139	180500.	3.859	-2.009	2.286
#3	7285.	5.102	182000.	3.066	-.4285	2.771
Check ?	Chk Pass	Chk Pass	Chk Pass	Chk Pass	Chk Pass	Chk Pass
High Limit						
Low Limit						

Sample Name: 460-127117-a-1-a Acquired: 1/22/2017 21:11:45 Type: Unk
Method: BC011117(v8) Mode: CONC Corr. Factor: 1.000000
User: admin Custom ID1: Custom ID2: Custom ID3:
Comment:

Elem	Se196	Tl1908	V_2924	Zn2062	B_2089	Mo2020
Line	196.090 {472}	190.856 {477}	292.402 {115}	206.200 {463}	208.959 {461}	202.030 {467}
IS Ref	(Y_2243)	(Y_2243)	(Y_3600)	(Y_2243)	(Y_2243)	(Y_2243)
Units	ppb	ppb	ppb	ppb	ppb	ppb
Avg	**-4.057**	**6.055**	**.3179**	**28.45**	**24.18**	**10.59**
Stddev	2.010	1.217	.1979	.51	.70	.63
%RSD	49.54	20.09	62.25	1.800	2.914	5.981
#1	-2.301	4.694	.3935	27.94	23.51	9.888
#2	-3.622	7.039	.4670	28.43	24.13	10.77
#3	-6.249	6.431	.0934	28.97	24.91	11.12
Check ?	Chk Pass	Chk Pass	Chk Pass	Chk Pass	Chk Pass	Chk Pass
High Limit						
Low Limit						

Elem	Sn1899	Sr4077	Ti3349	Si2881
Line	189.989 {477}	407.771 { 83}	334.941 {101}	288.158 {117}
IS Ref	(Y_2243)	(Y_3710)	(Y_3600)	(Y_2243)
Units	ppb	ppb	ppb	ppb
Avg	**.5597**	**161.2**	**1.766**	**1862.**
Stddev	.2407	.6	.118	19.
%RSD	43.01	.3857	6.661	1.005
#1	.3619	161.1	1.725	1842.
#2	.4895	160.7	1.899	1879.
#3	.8278	161.9	1.674	1865.
Check ?	Chk Pass	Chk Pass	Chk Pass	Chk Pass
High Limit				
Low Limit				

Int. Std.	Y_2243	Y_3600	Y_3710
Line	224.306 {450}	360.073 { 94}	371.030 { 91}
Units	Cts/S	Cts/S	Cts/S
Avg	**4169.8**	**20258.**	**7090.4**
Stddev	27.3	175.	34.4
%RSD	.65443	.86268	.48552
#1	4198.7	20389.	7125.6
#2	4166.0	20327.	7088.8
#3	4144.6	20060.	7056.8

Sample Name: lcs 460-415853/2-a Acquired: 1/22/2017 21:15:34 Type: QC
Method: BC011117(v8) Mode: CONC Corr. Factor: 1.000000
User: admin Custom ID1: Custom ID2: Custom ID3:
Comment:

Elem	Al3961	As1890	Ag3280	Ba2335	Be3130	Ca3181
Line	396.152 { 85}	189.042 {478}	328.068 {103}	233.527 {445}	313.042 {108}	318.128 {106}
IS Ref	(Y_3710)	(Y_2243)	(Y_3600)	(Y_2243)	(Y_3710)	(Y_3600)
Units	ppb	ppb	ppb	ppb	ppb	ppb
Avg	**2020.**	**2009.**	**51.84**	**2121.**	**47.42**	**19820.**
Stddev	33.	8.	.25	9.	.91	122.
%RSD	1.630	.3848	.4839	.4170	1.923	.6140
#1	2010.	2001.	52.11	2114.	46.73	19680.
#2	1994.	2016.	51.77	2118.	47.08	19880.
#3	2057.	2012.	51.62	2131.	48.45	19900.
Check ?	Chk Pass	Chk Pass	Chk Pass	Chk Pass	Chk Pass	Chk Pass
Value						
Range						

Elem	Cd2265	Co2286	Cr2677	Cu3247	Fe2714	K_7664
Line	226.502 {449}	228.616 {447}	267.716 {126}	324.754 {104}	271.441 {124}	766.490 { 44}
IS Ref	(Y_2243)	(Y_2243)	(Y_3600)	(Y_3600)	(Y_3600)	(Y_3710)
Units	ppb	ppb	ppb	ppb	ppb	ppb
Avg	**51.87**	**518.3**	**211.5**	**252.8**	**1026.**	**20210.**
Stddev	.48	1.5	.8	.7	12.	99.
%RSD	.9210	.2970	.3906	.2674	1.215	.4922
#1	51.47	516.9	210.6	252.7	1019.	20130.
#2	51.74	517.9	211.8	252.2	1018.	20190.
#3	52.40	520.0	212.2	253.5	1040.	20320.
Check ?	Chk Pass	Chk Pass	Chk Pass	Chk Pass	Chk Pass	Chk Pass
Value						
Range						

Elem	Mg2790	Mn2576	Na5895	Ni2316	Pb2203	Sb2068
Line	279.079 {121}	257.610 {131}	589.592 { 57}	231.604 {446}	220.353 {453}	206.833 {463}
IS Ref	(Y_3600)	(Y_3600)	(Y_3710)	(Y_2243)	(Y_2243)	(Y_2243)
Units	ppb	ppb	ppb	ppb	ppb	ppb
Avg	**19300.**	**524.6**	**20990.**	**525.9**	**527.2**	**497.3**
Stddev	101.	3.2	80.	2.2	5.3	2.3
%RSD	.5221	.6038	.3818	.4107	1.013	.4579
#1	19190.	521.2	20910.	523.6	521.6	499.3
#2	19310.	525.3	20990.	526.2	527.6	494.8
#3	19400.	527.4	21070.	527.9	532.3	497.9
Check ?	Chk Pass	Chk Pass	Chk Pass	Chk Pass	Chk Pass	Chk Pass
Value						
Range						

Sample Name: lcs 460-415853/2-a Acquired: 1/22/2017 21:15:34 Type: QC
Method: BC011117(v8) Mode: CONC Corr. Factor: 1.000000
User: admin Custom ID1: Custom ID2: Custom ID3:
Comment:

Elem	Se196	Tl1908	V_2924	Zn2062	B_2089	Mo2020
Line	196.090 {472}	190.856 {477}	292.402 {115}	206.200 {463}	208.959 {461}	202.030 {467}
IS Ref	(Y_2243)	(Y_2243)	(Y_3600)	(Y_2243)	(Y_2243)	(Y_2243)
Units	ppb	ppb	ppb	ppb	ppb	ppb
Avg	**2020.**	**2141.**	**521.6**	**534.0**	**499.5**	**502.0**
Stddev	18.	21.	4.6	3.9	3.2	2.7
%RSD	.9116	.9612	.8768	.7331	.6454	.5465
#1	2029.	2139.	516.6	529.6	499.1	502.5
#2	1999.	2122.	522.7	536.9	496.4	499.0
#3	2032.	2163.	525.5	535.7	502.9	504.5
Check ?	Chk Pass	Chk Pass	Chk Pass	Chk Pass	Chk Pass	Chk Pass
Value						
Range						

Elem	Sn1899	Sr4077	Ti3349	Si2881
Line	189.989 {477}	407.771 { 83}	334.941 {101}	288.158 {117}
IS Ref	(Y_2243)	(Y_3710)	(Y_3600)	(Y_2243)
Units	ppb	ppb	ppb	ppb
Avg	**520.1**	**508.4**	**499.0**	**18.52**
Stddev	6.4	1.9	2.0	11.01
%RSD	1.230	.3763	.3982	59.49
#1	517.0	506.2	496.7	7.044
#2	515.9	509.2	500.5	29.01
#3	527.5	509.8	499.7	19.50
Check ?	Chk Pass	Chk Pass	Chk Pass	None
Value				
Range				

Int. Std.	Y_2243	Y_3600	Y_3710
Line	224.306 {450}	360.073 { 94}	371.030 { 91}
Units	Cts/S	Cts/S	Cts/S
Avg	**4153.4**	**20217.**	**6928.0**
Stddev	14.8	46.	116.8
%RSD	.35702	.22593	1.6858
#1	4169.4	20203.	6929.8
#2	4140.0	20179.	7043.9
#3	4150.8	20267.	6810.3

Sample Name: CCV Acquired: 1/22/2017 21:19:09 Type: QC
Method: BC011117(v8) Mode: CONC Corr. Factor: 1.000000
User: admin Custom ID1: Custom ID2: Custom ID3:
Comment:

Elem	Al3961	As1890	Ag3280	Ba2335	Be3130	Ca3181
Line	396.152 { 85}	189.042 {478}	328.068 {103}	233.527 {445}	313.042 {108}	318.128 {106}
IS Ref	(Y_3710)	(Y_2243)	(Y_3600)	(Y_2243)	(Y_3710)	(Y_3600)
Units	ppb	ppb	ppb	ppb	ppb	ppb
Avg	**121400.**	**2452.**	**1261.**	**10070.**	**922.9**	**119800.**
Stddev	266.	4.	7.	4.	4.8	1080.
%RSD	.2188	.1647	.5372	.0387	.5149	.9019
#1	121100.	2451.	1267.	10070.	917.4	120300.
#2	121400.	2448.	1263.	10070.	926.0	120400.
#3	121600.	2456.	1254.	10070.	925.2	118500.
Check ?	Chk Pass	Chk Pass	Chk Pass	Chk Pass	Chk Pass	Chk Pass
Value						
Range						

Elem	Cd2265	Co2286	Cr2677	Cu3247	Fe2714	K_7664
Line	226.502 {449}	228.616 {447}	267.716 {126}	324.754 {104}	271.441 {124}	766.490 { 44}
IS Ref	(Y_2243)	(Y_2243)	(Y_3600)	(Y_3600)	(Y_3600)	(Y_3710)
Units	ppb	ppb	ppb	ppb	ppb	ppb
Avg	**1233.**	**2451.**	**4951.**	**12380.**	**97220.**	**51680.**
Stddev	.	2.	43.	14.	730.	288.
%RSD	.0318	.0701	.8714	.1141	.7510	.5579
#1	1233.	2450.	4979.	12390.	97640.	51360.
#2	1233.	2450.	4973.	12390.	97640.	51740.
#3	1233.	2453.	4901.	12360.	96370.	51930.
Check ?	Chk Pass	Chk Pass	Chk Pass	Chk Pass	Chk Pass	Chk Pass
Value						
Range						

Elem	Mg2790	Mn2576	Na5895	Ni2316	Pb2203	Sb2068
Line	279.079 {121}	257.610 {131}	589.592 { 57}	231.604 {446}	220.353 {453}	206.833 {463}
IS Ref	(Y_3600)	(Y_3600)	(Y_3710)	(Y_2243)	(Y_2243)	(Y_2243)
Units	ppb	ppb	ppb	ppb	ppb	ppb
Avg	**120300.**	**4955.**	**131500.**	**2466.**	**7428.**	**979.2**
Stddev	1188.	33.	803.	3.	11.	5.7
%RSD	.9870	.6602	.6107	.1311	.1522	.5787
#1	120900.	4971.	130700.	2463.	7432.	976.8
#2	121200.	4977.	131500.	2469.	7415.	975.1
#3	119000.	4918.	132300.	2467.	7437.	985.6
Check ?	Chk Pass	Chk Pass	Chk Pass	Chk Pass	Chk Pass	Chk Pass
Value						
Range						

Sample Name: CCV Acquired: 1/22/2017 21:19:09 Type: QC
Method: BC011117(v8) Mode: CONC Corr. Factor: 1.000000
User: admin Custom ID1: Custom ID2: Custom ID3:
Comment:

Elem	Se196	Tl1908	V_2924	Zn2062	B_2089	Mo2020
Line	196.090 {472}	190.856 {477}	292.402 {115}	206.200 {463}	208.959 {461}	202.030 {467}
IS Ref	(Y_2243)	(Y_2243)	(Y_3600)	(Y_2243)	(Y_2243)	(Y_2243)
Units	ppb	ppb	ppb	ppb	ppb	ppb
Avg	**2444.**	**2487.**	**2454.**	**2479.**	**991.1**	**2413.**
Stddev	8.	8.	12.	5.	1.9	1.
%RSD	.3227	.3126	.4897	.2044	.1890	.0356
#1	2435.	2478.	2461.	2484.	991.5	2414.
#2	2451.	2488.	2462.	2479.	989.0	2413.
#3	2445.	2494.	2440.	2474.	992.7	2414.
Check ?	Chk Pass	Chk Pass	Chk Pass	Chk Pass	Chk Pass	Chk Pass
Value						
Range						

Elem	Sn1899	Sr4077	Ti3349	Si2881
Line	189.989 {477}	407.771 { 83}	334.941 {101}	288.158 {117}
IS Ref	(Y_2243)	(Y_3710)	(Y_3600)	(Y_2243)
Units	ppb	ppb	ppb	ppb
Avg	**976.7**	**5001.**	**9885.**	**7952.**
Stddev	1.6	45.	26.	188.
%RSD	.1661	.9034	.2622	2.369
#1	975.1	4953.	9889.	7747.
#2	978.4	5006.	9908.	7992.
#3	976.7	5043.	9857.	8117.
Check ?	Chk Pass	Chk Pass	Chk Pass	None
Value				
Range				

Int. Std.	Y_2243	Y_3600	Y_3710
Line	224.306 {450}	360.073 { 94}	371.030 { 91}
Units	Cts/S	Cts/S	Cts/S
Avg	**3933.5**	**19345.**	**6737.0**
Stddev	5.3	297.	163.7
%RSD	.13380	1.5377	2.4300
#1	3929.8	19170.	6574.2
#2	3931.2	19175.	6735.2
#3	3939.5	19688.	6901.6

Sample Name: CCB Acquired: 1/22/2017 21:22:37 Type: QC
Method: BC011117(v8) Mode: CONC Corr. Factor: 1.000000
User: admin Custom ID1: Custom ID2: Custom ID3:
Comment:

Elem	Al3961	As1890	Ag3280	Ba2335	Be3130	Ca3181
Line	396.152 { 85}	189.042 {478}	328.068 {103}	233.527 {445}	313.042 {108}	318.128 {106}
IS Ref	(Y_3710)	(Y_2243)	(Y_3600)	(Y_2243)	(Y_3710)	(Y_3600)
Units	ppb	ppb	ppb	ppb	ppb	ppb
Avg	**-24.60**	**1.873**	**-.3554**	**.3640**	**.0470**	**8.880**
Stddev	17.58	.736	.4302	.2864	.1086	6.218
%RSD	71.44	39.29	121.0	78.67	231.0	70.02
#1	-4.411	2.022	-.7556	.6799	.0068	15.48
#2	-32.92	1.074	.0995	.1211	.1700	8.015
#3	-36.47	2.523	-.4099	.2911	-.0358	3.140
Check ?	Chk Pass	Chk Pass	Chk Pass	Chk Pass	Chk Pass	Chk Pass
High Limit						
Low Limit						

Elem	Cd2265	Co2286	Cr2677	Cu3247	Fe2714	K_7664
Line	226.502 {449}	228.616 {447}	267.716 {126}	324.754 {104}	271.441 {124}	766.490 { 44}
IS Ref	(Y_2243)	(Y_2243)	(Y_3600)	(Y_3600)	(Y_3600)	(Y_3710)
Units	ppb	ppb	ppb	ppb	ppb	ppb
Avg	**.1118**	**.3304**	**.3492**	**.9505**	**14.86**	**22.14**
Stddev	.0785	.1895	.3205	.2167	8.86	4.31
%RSD	70.22	57.36	91.79	22.80	59.59	19.45
#1	.2021	.5090	.4149	.9122	23.28	25.83
#2	.0726	.3507	.0009	1.184	15.69	17.41
#3	.0606	.1316	.6317	.7556	5.621	23.18
Check ?	Chk Pass	Chk Pass	Chk Pass	Chk Pass	Chk Pass	Chk Pass
High Limit						
Low Limit						

Elem	Mg2790	Mn2576	Na5895	Ni2316	Pb2203	Sb2068
Line	279.079 {121}	257.610 {131}	589.592 { 57}	231.604 {446}	220.353 {453}	206.833 {463}
IS Ref	(Y_3600)	(Y_3600)	(Y_3710)	(Y_2243)	(Y_2243)	(Y_2243)
Units	ppb	ppb	ppb	ppb	ppb	ppb
Avg	**-.7604**	**.2990**	**61.33**	**-.0556**	**-.1719**	**1.418**
Stddev	4.893	.1772	3.94	.5064	1.424	.845
%RSD	643.5	59.27	6.429	910.8	828.5	59.56
#1	-1.052	.5032	65.49	.2424	-.7379	1.238
#2	-5.501	.2080	57.64	.2312	1.449	.6781
#3	4.272	.1857	60.87	-.6403	-1.226	2.339
Check ?	Chk Pass	Chk Pass	Chk Pass	Chk Pass	Chk Pass	Chk Pass
High Limit						
Low Limit						

Sample Name: CCB Acquired: 1/22/2017 21:22:37 Type: QC
Method: BC011117(v8) Mode: CONC Corr. Factor: 1.000000
User: admin Custom ID1: Custom ID2: Custom ID3:
Comment:

Elem	Se196	Tl1908	V_2924	Zn2062	B_2089	Mo2020
Line	196.090 {472}	190.856 {477}	292.402 {115}	206.200 {463}	208.959 {461}	202.030 {467}
IS Ref	(Y_2243)	(Y_2243)	(Y_3600)	(Y_2243)	(Y_2243)	(Y_2243)
Units	ppb	ppb	ppb	ppb	ppb	ppb
Avg	**-3.585**	**4.153**	**.1339**	**.1516**	**1.634**	**2.226**
Stddev	1.538	1.393	.3605	.1559	.662	.470
%RSD	42.91	33.54	269.2	102.8	40.49	21.10
#1	-4.476	4.897	.0361	.2255	2.381	2.052
#2	-4.471	5.017	-.1676	.2568	1.121	1.867
#3	-1.809	2.546	.5332	-.0275	1.401	2.757
Check ?	Chk Pass	Chk Pass	Chk Pass	Chk Pass	Chk Pass	Chk Pass
High Limit						
Low Limit						

Elem	Sn1899	Sr4077	Ti3349	Si2881
Line	189.989 {477}	407.771 { 83}	334.941 {101}	288.158 {117}
IS Ref	(Y_2243)	(Y_3710)	(Y_3600)	(Y_2243)
Units	ppb	ppb	ppb	ppb
Avg	**-.4040**	**.3002**	**1.106**	**-19.70**
Stddev	.1944	.1858	.249	7.12
%RSD	48.13	61.91	22.51	36.17
#1	-.1807	.4124	1.219	-25.92
#2	-.4952	.4025	.8206	-11.92
#3	-.5360	.0857	1.279	-21.25
Check ?	Chk Pass	Chk Pass	Chk Pass	None
High Limit				
Low Limit				

Int. Std.	Y_2243	Y_3600	Y_3710
Line	224.306 {450}	360.073 { 94}	371.030 { 91}
Units	Cts/S	Cts/S	Cts/S
Avg	**4225.2**	**20652.**	**6883.2**
Stddev	21.9	153.	17.4
%RSD	.51868	.73926	.25230
#1	4203.5	20653.	6902.4
#2	4247.3	20804.	6878.6
#3	4224.8	20499.	6868.6

Sample Name: CCVL Acquired: 1/22/2017 21:26:29 Type: QC
Method: BC011117(v8) Mode: CONC Corr. Factor: 1.000000
User: admin Custom ID1: Custom ID2: Custom ID3:
Comment:

Elem	Al3961	As1890	Ag3280	Ba2335	Be3130	Ca3181
Line	396.152 { 85}	189.042 {478}	328.068 {103}	233.527 {445}	313.042 {108}	318.128 {106}
IS Ref	(Y_3710)	(Y_2243)	(Y_3600)	(Y_2243)	(Y_3710)	(Y_3600)
Units	ppb	ppb	ppb	ppb	ppb	ppb
Avg	**179.2**	**12.74**	**9.385**	**202.5**	**1.799**	**4832.**
Stddev	30.4	1.47	.639	1.0	.036	36.
%RSD	17.00	11.58	6.813	.4704	1.989	.7383
#1	145.6	11.27	9.569	201.6	1.758	4795.
#2	205.1	12.74	8.673	203.5	1.822	4833.
#3	186.7	14.22	9.912	202.4	1.816	4867.
Check ?	Chk Pass	Chk Pass	Chk Pass	Chk Pass	Chk Pass	Chk Pass
Value						
Range						

Elem	Cd2265	Co2286	Cr2677	Cu3247	Fe2714	K_7664
Line	226.502 {449}	228.616 {447}	267.716 {126}	324.754 {104}	271.441 {124}	766.490 { 44}
IS Ref	(Y_2243)	(Y_2243)	(Y_3600)	(Y_3600)	(Y_3600)	(Y_3710)
Units	ppb	ppb	ppb	ppb	ppb	ppb
Avg	**3.943**	**50.57**	**9.694**	**24.79**	**162.9**	**4768.**
Stddev	.102	.12	.576	.49	5.4	22.
%RSD	2.584	.2400	5.945	1.972	3.286	.4663
#1	3.972	50.55	9.067	24.26	168.6	4765.
#2	3.830	50.70	10.20	25.21	162.3	4792.
#3	4.028	50.46	9.815	24.92	157.9	4747.
Check ?	Chk Pass	Chk Pass	Chk Pass	Chk Pass	Chk Pass	Chk Pass
Value						
Range						

Elem	Mg2790	Mn2576	Na5895	Ni2316	Pb2203	Sb2068
Line	279.079 {121}	257.610 {131}	589.592 { 57}	231.604 {446}	220.353 {453}	206.833 {463}
IS Ref	(Y_3600)	(Y_3600)	(Y_3710)	(Y_2243)	(Y_2243)	(Y_2243)
Units	ppb	ppb	ppb	ppb	ppb	ppb
Avg	**4653.**	**15.62**	**4695.**	**41.49**	**10.99**	**19.20**
Stddev	95.	.17	20.	.30	1.83	.41
%RSD	2.033	1.106	.4261	.7334	16.63	2.118
#1	4544.	15.42	4680.	41.15	9.957	18.75
#2	4717.	15.73	4718.	41.74	9.910	19.33
#3	4697.	15.71	4687.	41.59	13.10	19.53
Check ?	Chk Pass	Chk Pass	Chk Pass	Chk Pass	Chk Pass	Chk Pass
Value						
Range						

Sample Name: CCVL Acquired: 1/22/2017 21:26:29 Type: QC
Method: BC011117(v8) Mode: CONC Corr. Factor: 1.000000
User: admin Custom ID1: Custom ID2: Custom ID3:
Comment:

Elem	Se196	Tl1908	V_2924	Zn2062	B_2089	Mo2020
Line	196.090 {472}	190.856 {477}	292.402 {115}	206.200 {463}	208.959 {461}	202.030 {467}
IS Ref	(Y_2243)	(Y_2243)	(Y_3600)	(Y_2243)	(Y_2243)	(Y_2243)
Units	ppb	ppb	ppb	ppb	ppb	ppb
Avg	**15.46**	**23.31**	**48.89**	**31.63**	**46.82**	**19.17**
Stddev	1.40	1.38	.43	.13	.35	.61
%RSD	9.024	5.921	.8810	.4033	.7502	3.193
#1	16.55	22.68	48.49	31.48	47.19	19.11
#2	15.94	24.90	49.34	31.70	46.78	18.59
#3	13.88	22.37	48.83	31.70	46.49	19.81
Check ?	Chk Pass	Chk Pass	Chk Pass	Chk Pass	Chk Pass	Chk Pass
Value						
Range						

Elem	Sn1899	Sr4077	Ti3349	Si2881
Line	189.989 {477}	407.771 { 83}	334.941 {101}	288.158 {117}
IS Ref	(Y_2243)	(Y_3710)	(Y_3600)	(Y_2243)
Units	ppb	ppb	ppb	ppb
Avg	**48.51**	**19.48**	**19.62**	F **-38.05**
Stddev	.44	.12	.28	19.44
%RSD	.9104	.6382	1.429	51.08
#1	48.01	19.34	19.35	-17.88
#2	48.84	19.59	19.91	-39.61
#3	48.68	19.51	19.61	-56.65
Check ?	Chk Pass	Chk Pass	Chk Pass	Chk Fail
Value				200.0
Range				-30.50%

Int. Std.	Y_2243	Y_3600	Y_3710
Line	224.306 {450}	360.073 { 94}	371.030 { 91}
Units	Cts/S	Cts/S	Cts/S
Avg	**4243.3**	**20555.**	**6810.1**
Stddev	8.0	175.	123.8
%RSD	.18760	.85261	1.8185
#1	4245.7	20699.	6943.3
#2	4234.4	20605.	6788.5
#3	4249.8	20360.	6698.4

Sample Name: CCV Acquired: 1/22/2017 21:30:17 Type: QC
Method: BC011117(v8) Mode: CONC Corr. Factor: 1.000000
User: admin Custom ID1: Custom ID2: Custom ID3:
Comment:

Elem	Al3961	As1890	Ag3280	Ba2335	Be3130	Ca3181
Line	396.152 { 85}	189.042 {478}	328.068 {103}	233.527 {445}	313.042 {108}	318.128 {106}
IS Ref	(Y_3710)	(Y_2243)	(Y_3600)	(Y_2243)	(Y_3710)	(Y_3600)
Units	ppb	ppb	ppb	ppb	ppb	ppb
Avg	**121700.**	**2454.**	**1261.**	**10060.**	**920.3**	**120500.**
Stddev	356.	9.	5.	18.	1.8	871.
%RSD	.2922	.3849	.3915	.1747	.1905	.7231
#1	121300.	2462.	1257.	10040.	918.6	119700.
#2	122000.	2457.	1258.	10070.	922.1	120300.
#3	121900.	2444.	1266.	10070.	920.2	121400.
Check ?	Chk Pass	Chk Pass	Chk Pass	Chk Pass	Chk Pass	Chk Pass
Value						
Range						

Elem	Cd2265	Co2286	Cr2677	Cu3247	Fe2714	K_7664
Line	226.502 {449}	228.616 {447}	267.716 {126}	324.754 {104}	271.441 {124}	766.490 { 44}
IS Ref	(Y_2243)	(Y_2243)	(Y_3600)	(Y_3600)	(Y_3600)	(Y_3710)
Units	ppb	ppb	ppb	ppb	ppb	ppb
Avg	**1234.**	**2447.**	**4985.**	**12390.**	**97670.**	**51760.**
Stddev	2.	2.	42.	48.	608.	173.
%RSD	.1292	.0815	.8475	.3871	.6220	.3343
#1	1232.	2445.	4945.	12350.	97120.	51570.
#2	1234.	2449.	4982.	12380.	97560.	51810.
#3	1235.	2447.	5029.	12440.	98320.	51900.
Check ?	Chk Pass	Chk Pass	Chk Pass	Chk Pass	Chk Pass	Chk Pass
Value						
Range						

Elem	Mg2790	Mn2576	Na5895	Ni2316	Pb2203	Sb2068
Line	279.079 {121}	257.610 {131}	589.592 { 57}	231.604 {446}	220.353 {453}	206.833 {463}
IS Ref	(Y_3600)	(Y_3600)	(Y_3710)	(Y_2243)	(Y_2243)	(Y_2243)
Units	ppb	ppb	ppb	ppb	ppb	ppb
Avg	**121000.**	**4976.**	**131400.**	**2462.**	**7405.**	**970.2**
Stddev	963.	28.	513.	3.	6.	5.1
%RSD	.7957	.5628	.3901	.1136	.0758	.5220
#1	120200.	4955.	130800.	2460.	7399.	968.1
#2	120800.	4967.	131600.	2466.	7407.	975.9
#3	122100.	5008.	131800.	2462.	7410.	966.4
Check ?	Chk Pass	Chk Pass	Chk Pass	Chk Pass	Chk Pass	Chk Pass
Value						
Range						

Sample Name: CCV Acquired: 1/22/2017 21:30:17 Type: QC
Method: BC011117(v8) Mode: CONC Corr. Factor: 1.000000
User: admin Custom ID1: Custom ID2: Custom ID3:
Comment:

Elem	Se196	Tl1908	V_2924	Zn2062	B_2089	Mo2020
Line	196.090 {472}	190.856 {477}	292.402 {115}	206.200 {463}	208.959 {461}	202.030 {467}
IS Ref	(Y_2243)	(Y_2243)	(Y_3600)	(Y_2243)	(Y_2243)	(Y_2243)
Units	ppb	ppb	ppb	ppb	ppb	ppb
Avg	**2454.**	**2479.**	**2460.**	**2493.**	**990.7**	**2401.**
Stddev	11.	26.	14.	11.	2.0	5.
%RSD	.4536	1.056	.5645	.4575	.2014	.1988
#1	2467.	2451.	2450.	2481.	988.9	2405.
#2	2447.	2503.	2455.	2494.	992.8	2402.
#3	2448.	2483.	2476.	2504.	990.2	2395.
Check ?	Chk Pass	Chk Pass	Chk Pass	Chk Pass	Chk Pass	Chk Pass
Value						
Range						

Elem	Sn1899	Sr4077	Ti3349	Si2881
Line	189.989 {477}	407.771 { 83}	334.941 {101}	288.158 {117}
IS Ref	(Y_2243)	(Y_3710)	(Y_3600)	(Y_2243)
Units	ppb	ppb	ppb	ppb
Avg	**975.2**	**4986.**	**9878.**	**7924.**
Stddev	5.8	10.	35.	75.
%RSD	.5916	.2033	.3569	.9406
#1	968.6	4975.	9849.	7838.
#2	978.7	4994.	9868.	7959.
#3	978.3	4990.	9918.	7974.
Check ?	Chk Pass	Chk Pass	Chk Pass	None
Value				
Range				

Int. Std.	Y_2243	Y_3600	Y_3710
Line	224.306 {450}	360.073 { 94}	371.030 { 91}
Units	Cts/S	Cts/S	Cts/S
Avg	**3947.2**	**19333.**	**6745.8**
Stddev	10.5	155.	42.9
%RSD	.26623	.79950	.63573
#1	3954.7	19429.	6713.1
#2	3951.7	19415.	6794.4
#3	3935.2	19154.	6730.0

Sample Name: CCB Acquired: 1/22/2017 21:33:45 Type: QC
Method: BC011117(v8) Mode: CONC Corr. Factor: 1.000000
User: admin Custom ID1: Custom ID2: Custom ID3:
Comment:

Elem	Al3961	As1890	Ag3280	Ba2335	Be3130	Ca3181
Line	396.152 { 85}	189.042 {478}	328.068 {103}	233.527 {445}	313.042 {108}	318.128 {106}
IS Ref	(Y_3710)	(Y_2243)	(Y_3600)	(Y_2243)	(Y_3710)	(Y_3600)
Units	ppb	ppb	ppb	ppb	ppb	ppb
Avg	**-11.72**	**-.7740**	**.0703**	**.3086**	**.0337**	**10.79**
Stddev	10.69	1.283	.2022	.3259	.1123	7.13
%RSD	91.19	165.8	287.5	105.6	333.6	66.09
#1	-19.06	.3086	.1579	.6721	.1609	18.95
#2	.5413	-2.191	.2140	.2113	-.0078	7.638
#3	-16.64	-.4392	-.1609	.0424	-.0520	5.773
Check ?	Chk Pass	Chk Pass	Chk Pass	Chk Pass	Chk Pass	Chk Pass
High Limit						
Low Limit						

Elem	Cd2265	Co2286	Cr2677	Cu3247	Fe2714	K_7664
Line	226.502 {449}	228.616 {447}	267.716 {126}	324.754 {104}	271.441 {124}	766.490 { 44}
IS Ref	(Y_2243)	(Y_2243)	(Y_3600)	(Y_3600)	(Y_3600)	(Y_3710)
Units	ppb	ppb	ppb	ppb	ppb	ppb
Avg	**-.0272**	**.1052**	**.0189**	**1.705**	**7.974**	**19.51**
Stddev	.0476	.3110	.9258	.301	10.57	46.16
%RSD	175.3	295.6	4910.	17.65	132.5	236.5
#1	.0198	.0302	1.078	2.015	20.13	24.90
#2	-.0754	.4468	-.3833	1.685	2.842	62.75
#3	-.0259	-.1614	-.6379	1.414	.9537	-29.10
Check ?	Chk Pass	Chk Pass	Chk Pass	Chk Pass	Chk Pass	Chk Pass
High Limit						
Low Limit						

Elem	Mg2790	Mn2576	Na5895	Ni2316	Pb2203	Sb2068
Line	279.079 {121}	257.610 {131}	589.592 { 57}	231.604 {446}	220.353 {453}	206.833 {463}
IS Ref	(Y_3600)	(Y_3600)	(Y_3710)	(Y_2243)	(Y_2243)	(Y_2243)
Units	ppb	ppb	ppb	ppb	ppb	ppb
Avg	**1.573**	**.2684**	**35.77**	**-.0116**	**-.7940**	**.8268**
Stddev	4.660	.1932	34.27	.2096	.4054	1.251
%RSD	296.3	71.98	95.79	1802.	51.06	151.3
#1	5.690	.4893	74.91	.2200	-.6802	-.2916
#2	-3.487	.1847	21.27	-.1883	-1.244	.5945
#3	2.514	.1312	11.14	-.0666	-.4577	2.178
Check ?	Chk Pass	Chk Pass	Chk Pass	Chk Pass	Chk Pass	Chk Pass
High Limit						
Low Limit						

Sample Name: CCB Acquired: 1/22/2017 21:33:45 Type: QC
Method: BC011117(v8) Mode: CONC Corr. Factor: 1.000000
User: admin Custom ID1: Custom ID2: Custom ID3:
Comment:

Elem	Se196	Tl1908	V_2924	Zn2062	B_2089	Mo2020
Line	196.090 {472}	190.856 {477}	292.402 {115}	206.200 {463}	208.959 {461}	202.030 {467}
IS Ref	(Y_2243)	(Y_2243)	(Y_3600)	(Y_2243)	(Y_2243)	(Y_2243)
Units	ppb	ppb	ppb	ppb	ppb	ppb
Avg	**-.0223**	**2.508**	**-.0871**	**.2035**	**1.507**	**2.088**
Stddev	.8224	2.125	.1536	.0221	.347	.333
%RSD	3688.	84.71	176.4	10.85	23.01	15.93
#1	.6804	2.928	.0202	.1796	1.651	1.704
#2	-.9268	4.392	-.0184	.2231	1.111	2.295
#3	.1796	.2051	-.2631	.2080	1.758	2.264
Check ?	Chk Pass	Chk Pass	Chk Pass	Chk Pass	Chk Pass	Chk Pass
High Limit						
Low Limit						

Elem	Sn1899	Sr4077	Ti3349	Si2881
Line	189.989 {477}	407.771 { 83}	334.941 {101}	288.158 {117}
IS Ref	(Y_2243)	(Y_3710)	(Y_3600)	(Y_2243)
Units	ppb	ppb	ppb	ppb
Avg	**.5401**	**.2636**	**1.226**	**-20.61**
Stddev	.6136	.3062	.263	3.78
%RSD	113.6	116.2	21.42	18.36
#1	.3175	.6053	1.232	-16.50
#2	.0688	.1719	.9606	-21.37
#3	1.234	.0138	1.486	-23.95
Check ?	Chk Pass	Chk Pass	Chk Pass	None
High Limit				
Low Limit				

Int. Std.	Y_2243	Y_3600	Y_3710
Line	224.306 {450}	360.073 { 94}	371.030 { 91}
Units	Cts/S	Cts/S	Cts/S
Avg	**4223.0**	**20721.**	**6903.5**
Stddev	16.0	123.	27.6
%RSD	.37891	.59223	.40019
#1	4224.9	20583.	6873.9
#2	4237.9	20761.	6908.1
#3	4206.1	20819.	6928.6

Sample Name: CCVL Acquired: 1/22/2017 21:37:39 Type: QC
Method: BC011117(v8) Mode: CONC Corr. Factor: 1.000000
User: admin Custom ID1: Custom ID2: Custom ID3:
Comment:

Elem	Al3961	As1890	Ag3280	Ba2335	Be3130	Ca3181
Line	396.152 { 85}	189.042 {478}	328.068 {103}	233.527 {445}	313.042 {108}	318.128 {106}
IS Ref	(Y_3710)	(Y_2243)	(Y_3600)	(Y_2243)	(Y_3710)	(Y_3600)
Units	ppb	ppb	ppb	ppb	ppb	ppb
Avg	**178.4**	**14.90**	**9.504**	**203.3**	**1.853**	**4815.**
Stddev	12.6	2.26	.665	1.0	.076	35.
%RSD	7.078	15.14	6.997	.4852	4.109	.7193
#1	191.6	15.54	9.503	202.5	1.884	4823.
#2	177.0	16.77	10.17	204.4	1.908	4778.
#3	166.5	12.39	8.839	203.0	1.766	4846.
Check ?	Chk Pass	Chk Pass	Chk Pass	Chk Pass	Chk Pass	Chk Pass
Value						
Range						

Elem	Cd2265	Co2286	Cr2677	Cu3247	Fe2714	K_7664
Line	226.502 {449}	228.616 {447}	267.716 {126}	324.754 {104}	271.441 {124}	766.490 { 44}
IS Ref	(Y_2243)	(Y_2243)	(Y_3600)	(Y_3600)	(Y_3600)	(Y_3710)
Units	ppb	ppb	ppb	ppb	ppb	ppb
Avg	**3.963**	**50.62**	**9.717**	**24.74**	**164.6**	**4738.**
Stddev	.041	.36	.032	.45	6.2	30.
%RSD	1.021	.7200	.3290	1.810	3.749	.6236
#1	3.962	50.21	9.735	24.23	165.1	4741.
#2	3.922	50.91	9.680	24.95	158.2	4767.
#3	4.003	50.72	9.736	25.04	170.5	4708.
Check ?	Chk Pass	Chk Pass	Chk Pass	Chk Pass	Chk Pass	Chk Pass
Value						
Range						

Elem	Mg2790	Mn2576	Na5895	Ni2316	Pb2203	Sb2068
Line	279.079 {121}	257.610 {131}	589.592 { 57}	231.604 {446}	220.353 {453}	206.833 {463}
IS Ref	(Y_3600)	(Y_3600)	(Y_3710)	(Y_2243)	(Y_2243)	(Y_2243)
Units	ppb	ppb	ppb	ppb	ppb	ppb
Avg	**4664.**	**15.58**	**4684.**	**40.76**	**12.65**	**18.28**
Stddev	38.	.09	2.	.46	.83	1.64
%RSD	.8237	.6020	.0530	1.135	6.525	8.983
#1	4670.	15.52	4681.	41.27	11.71	18.89
#2	4623.	15.54	4684.	40.38	13.29	19.53
#3	4699.	15.69	4686.	40.61	12.94	16.42
Check ?	Chk Pass	Chk Pass	Chk Pass	Chk Pass	Chk Pass	Chk Pass
Value						
Range						

Sample Name: CCVL Acquired: 1/22/2017 21:37:39 Type: QC
Method: BC011117(v8) Mode: CONC Corr. Factor: 1.000000
User: admin Custom ID1: Custom ID2: Custom ID3:
Comment:

Elem	Se196	Tl1908	V_2924	Zn2062	B_2089	Mo2020
Line	196.090 {472}	190.856 {477}	292.402 {115}	206.200 {463}	208.959 {461}	202.030 {467}
IS Ref	(Y_2243)	(Y_2243)	(Y_3600)	(Y_2243)	(Y_2243)	(Y_2243)
Units	ppb	ppb	ppb	ppb	ppb	ppb
Avg	**20.29**	**24.44**	**49.18**	**31.40**	**46.91**	**19.00**
Stddev	2.82	3.19	.68	.34	.64	.40
%RSD	13.88	13.05	1.387	1.093	1.374	2.091
#1	17.53	25.95	49.36	31.02	47.64	18.59
#2	20.17	20.78	48.42	31.46	46.67	19.05
#3	23.16	26.60	49.75	31.70	46.41	19.38
Check ?	Chk Pass	Chk Pass	Chk Pass	Chk Pass	Chk Pass	Chk Pass
Value						
Range						

Elem	Sn1899	Sr4077	Ti3349	Si2881
Line	189.989 {477}	407.771 { 83}	334.941 {101}	288.158 {117}
IS Ref	(Y_2243)	(Y_3710)	(Y_3600)	(Y_2243)
Units	ppb	ppb	ppb	ppb
Avg	**48.25**	**19.78**	**19.77**	F **-36.22**
Stddev	.61	.18	.08	12.61
%RSD	1.259	.9087	.3817	34.83
#1	47.56	19.95	19.72	-21.69
#2	48.45	19.59	19.86	-44.37
#3	48.72	19.79	19.73	-42.59
Check ?	Chk Pass	Chk Pass	Chk Pass	Chk Fail
Value				200.0
Range				-30.50%

Int. Std.	Y_2243	Y_3600	Y_3710
Line	224.306 {450}	360.073 { 94}	371.030 { 91}
Units	Cts/S	Cts/S	Cts/S
Avg	**4212.3**	**20592.**	**6863.7**
Stddev	9.5	200.	59.0
%RSD	.22659	.97226	.85908
#1	4215.1	20414.	6798.9
#2	4220.1	20808.	6914.2
#3	4201.7	20553.	6878.1

Sample Name: 460-127118-a-5-b@4 Acquired: 1/22/2017 13:19:50 Type: Unk
Method: BC011117(v8) Mode: CONC Corr. Factor: 1.000000
User: admin Custom ID1: Custom ID2: Custom ID3:
Comment:

Elem	Al3961	As1890	Ag3280	Ba2335	Be3130	Ca3181
Line	396.152 { 85}	189.042 {478}	328.068 {103}	233.527 {445}	313.042 {108}	318.128 {106}
IS Ref	(Y_3710)	(Y_2243)	(Y_3600)	(Y_2243)	(Y_3710)	(Y_3600)
Units	ppb	ppb	ppb	ppb	ppb	ppb
Avg	**107700.**	**38.17**	**-2.090**	**620.9**	**6.489**	**80030.**
Stddev	298.	1.02	.849	.9	.124	375.
%RSD	.2769	2.673	40.62	.1466	1.911	.4685
#1	107400.	39.34	-2.839	619.9	6.352	79610.
#2	108000.	37.66	-1.168	621.0	6.593	80120.
#3	107800.	37.49	-2.263	621.7	6.522	80350.
Check ?	Chk Pass	Chk Pass	Chk Pass	Chk Pass	Chk Pass	Chk Pass
High Limit						
Low Limit						

Elem	Cd2265	Co2286	Cr2677	Cu3247	Fe2714	K_7664
Line	226.502 {449}	228.616 {447}	267.716 {126}	324.754 {104}	271.441 {124}	766.490 { 44}
IS Ref	(Y_2243)	(Y_2243)	(Y_3600)	(Y_3600)	(Y_3600)	(Y_3710)
Units	ppb	ppb	ppb	ppb	ppb	ppb
Avg	**-.9306**	**37.99**	**169.0**	**77.17**	**108500.**	**6141.**
Stddev	.1510	.33	2.6	1.15	345.	60.
%RSD	16.22	.8756	1.558	1.489	.3181	.9804
#1	-1.089	38.03	166.0	76.04	108100.	6165.
#2	-.7885	37.64	170.0	77.13	108600.	6186.
#3	-.9142	38.31	171.0	78.34	108800.	6073.
Check ?	Chk Pass	Chk Pass	Chk Pass	Chk Pass	Chk Pass	Chk Pass
High Limit						
Low Limit						

Elem	Mg2790	Mn2576	Na5895	Ni2316	Pb2203	Sb2068
Line	279.079 {121}	257.610 {131}	589.592 { 57}	231.604 {446}	220.353 {453}	206.833 {463}
IS Ref	(Y_3600)	(Y_3600)	(Y_3710)	(Y_2243)	(Y_2243)	(Y_2243)
Units	ppb	ppb	ppb	ppb	ppb	ppb
Avg	**46520.**	**5426.**	**716.8**	**82.01**	**93.67**	**-4.033**
Stddev	187.	20.	16.7	1.04	1.21	2.026
%RSD	.4016	.3616	2.329	1.270	1.289	50.23
#1	46320.	5405.	714.0	81.59	92.52	-2.243
#2	46540.	5429.	734.8	81.23	93.56	-3.624
#3	46690.	5444.	701.7	83.19	94.93	-6.232
Check ?	Chk Pass	Chk Pass	Chk Pass	Chk Pass	Chk Pass	Chk Pass
High Limit						
Low Limit						

Sample Name: 460-127118-a-5-b@4 Acquired: 1/22/2017 13:19:50 Type: Unk
Method: BC011117(v8) Mode: CONC Corr. Factor: 1.000000
User: admin Custom ID1: Custom ID2: Custom ID3:
Comment:

Elem	Se196	Tl1908	V_2924	Zn2062	B_2089	Mo2020
Line	196.090 {472}	190.856 {477}	292.402 {115}	206.200 {463}	208.959 {461}	202.030 {467}
IS Ref	(Y_2243)	(Y_2243)	(Y_3600)	(Y_2243)	(Y_2243)	(Y_2243)
Units	ppb	ppb	ppb	ppb	ppb	ppb
Avg	-.5403	7.114	166.9	192.3	55.87	3.178
Stddev	2.730	3.435	1.6	2.3	.93	.071
%RSD	505.3	48.28	.9411	1.215	1.670	2.221
#1	-.6044	6.494	165.3	190.9	54.88	3.173
#2	2.221	4.032	168.5	191.0	55.99	3.251
#3	-3.238	10.82	166.9	195.0	56.74	3.110
Check ?	Chk Pass	Chk Pass	Chk Pass	Chk Pass	Chk Pass	Chk Pass
High Limit						
Low Limit						

Elem	Sn1899	Sr4077	Ti3349	Si2881
Line	189.989 {477}	407.771 { 83}	334.941 {101}	288.158 {117}
IS Ref	(Y_2243)	(Y_3710)	(Y_3600)	(Y_2243)
Units	ppb	ppb	ppb	ppb
Avg	8.992	219.7	2284.	1938.
Stddev	.204	1.1	2.	26.
%RSD	2.264	.4808	.0772	1.358
#1	9.079	220.0	2282.	1964.
#2	8.760	220.6	2285.	1938.
#3	9.138	218.5	2285.	1911.
Check ?	Chk Pass	Chk Pass	Chk Pass	Chk Pass
High Limit				
Low Limit				

Int. Std.	Y_2243	Y_3600	Y_3710
Line	224.306 {450}	360.073 { 94}	371.030 { 91}
Units	Cts/S	Cts/S	Cts/S
Avg	4257.2	20779.	7638.1
Stddev	18.7	41.	30.7
%RSD	.43880	.19773	.40241
#1	4235.7	20732.	7610.7
#2	4268.7	20804.	7632.2
#3	4267.3	20802.	7671.3

Sample Name: pds 460-126967-d-1-c Acquired: 1/22/2017 13:23:30 Type: Unk
Method: BC011117(v8) Mode: CONC Corr. Factor: 1.000000
User: admin Custom ID1: Custom ID2: Custom ID3:
Comment:

Elem	Al3961	As1890	Ag3280	Ba2335	Be3130	Ca3181
Line	396.152 { 85}	189.042 {478}	328.068 {103}	233.527 {445}	313.042 {108}	318.128 {106}
IS Ref	(Y_3710)	(Y_2243)	(Y_3600)	(Y_2243)	(Y_3710)	(Y_3600)
Units	ppb	ppb	ppb	ppb	ppb	ppb
Avg	**2040.**	**2031.**	**51.96**	**2134.**	**49.60**	**21480.**
Stddev	39.	5.	.13	3.	.23	116.
%RSD	1.911	.2293	.2580	.1446	.4544	.5400
#1	2076.	2035.	52.11	2137.	49.49	21360.
#2	1999.	2033.	51.88	2132.	49.46	21500.
#3	2044.	2026.	51.88	2132.	49.86	21590.
Check ?	Chk Pass	Chk Pass	Chk Pass	Chk Pass	Chk Pass	Chk Pass
High Limit						
Low Limit						

Elem	Cd2265	Co2286	Cr2677	Cu3247	Fe2714	K_7664
Line	226.502 {449}	228.616 {447}	267.716 {126}	324.754 {104}	271.441 {124}	766.490 { 44}
IS Ref	(Y_2243)	(Y_2243)	(Y_3600)	(Y_3600)	(Y_3600)	(Y_3710)
Units	ppb	ppb	ppb	ppb	ppb	ppb
Avg	**52.35**	**521.9**	**213.9**	**254.6**	**1050.**	**24160.**
Stddev	.11	.7	.6	.8	14.	169.
%RSD	.2141	.1325	.2925	.2991	1.327	.7008
#1	52.35	522.0	213.2	253.7	1054.	24020.
#2	52.24	521.1	214.3	255.2	1035.	24120.
#3	52.46	522.4	214.1	254.8	1062.	24350.
Check ?	Chk Pass	Chk Pass	Chk Pass	Chk Pass	Chk Pass	Chk Pass
High Limit						
Low Limit						

Elem	Mg2790	Mn2576	Na5895	Ni2316	Pb2203	Sb2068
Line	279.079 {121}	257.610 {131}	589.592 { 57}	231.604 {446}	220.353 {453}	206.833 {463}
IS Ref	(Y_3600)	(Y_3600)	(Y_3710)	(Y_2243)	(Y_2243)	(Y_2243)
Units	ppb	ppb	ppb	ppb	ppb	ppb
Avg	**19630.**	**535.9**	**25310.**	**531.3**	**530.8**	**503.2**
Stddev	140.	1.0	170.	1.9	1.4	3.4
%RSD	.7123	.1818	.6700	.3594	.2574	.6812
#1	19470.	534.8	25130.	529.9	530.1	502.7
#2	19680.	536.3	25360.	533.5	532.3	506.9
#3	19740.	536.6	25450.	530.6	529.8	500.1
Check ?	Chk Pass	Chk Pass	Chk Pass	Chk Pass	Chk Pass	Chk Pass
High Limit						
Low Limit						

Sample Name: pds 460-126967-d-1-c Acquired: 1/22/2017 13:23:30 Type: Unk
Method: BC011117(v8) Mode: CONC Corr. Factor: 1.000000
User: admin Custom ID1: Custom ID2: Custom ID3:
Comment:

Elem	Se196	Tl1908	V_2924	Zn2062	B_2089	Mo2020
Line	196.090 {472}	190.856 {477}	292.402 {115}	206.200 {463}	208.959 {461}	202.030 {467}
IS Ref	(Y_2243)	(Y_2243)	(Y_3600)	(Y_2243)	(Y_2243)	(Y_2243)
Units	ppb	ppb	ppb	ppb	ppb	ppb
Avg	**2026.**	**2120.**	**526.8**	**536.8**	**504.8**	**501.8**
Stddev	4.	5.	3.3	5.4	1.3	2.7
%RSD	.2135	.2228	.6303	1.009	.2545	.5382
#1	2031.	2119.	523.1	533.1	503.4	501.8
#2	2026.	2126.	527.9	543.0	505.1	504.5
#3	2023.	2117.	529.4	534.3	505.9	499.1
Check ?	Chk Pass	Chk Pass	Chk Pass	Chk Pass	Chk Pass	Chk Pass
High Limit						
Low Limit						

Elem	Sn1899	Sr4077	Ti3349	Si2881
Line	189.989 {477}	407.771 { 83}	334.941 {101}	288.158 {117}
IS Ref	(Y_2243)	(Y_3710)	(Y_3600)	(Y_2243)
Units	ppb	ppb	ppb	ppb
Avg	**517.5**	**520.0**	**505.9**	**75.86**
Stddev	2.1	2.7	.8	19.62
%RSD	.4142	.5102	.1677	25.86
#1	516.8	517.3	505.0	85.05
#2	519.9	520.2	506.0	53.34
#3	515.8	522.6	506.7	89.19
Check ?	Chk Pass	Chk Pass	Chk Pass	Chk Pass
High Limit				
Low Limit				

Int. Std.	Y_2243	Y_3600	Y_3710
Line	224.306 {450}	360.073 { 94}	371.030 { 91}
Units	Cts/S	Cts/S	Cts/S
Avg	**4109.3**	**20027.**	**7231.4**
Stddev	15.3	230.	123.4
%RSD	.37122	1.1508	1.7064
#1	4124.6	20268.	7288.5
#2	4109.2	20004.	7315.8
#3	4094.1	19809.	7089.8

Sample Name: 460-126967-d-1-e ms Acquired: 1/22/2017 13:27:05 Type: Unk
Method: BC011117(v8) Mode: CONC Corr. Factor: 1.000000
User: admin Custom ID1: Custom ID2: Custom ID3:
Comment:

Elem	Al3961	As1890	Ag3280	Ba2335	Be3130	Ca3181
Line	396.152 { 85}	189.042 {478}	328.068 {103}	233.527 {445}	313.042 {108}	318.128 {106}
IS Ref	(Y_3710)	(Y_2243)	(Y_3600)	(Y_2243)	(Y_3710)	(Y_3600)
Units	ppb	ppb	ppb	ppb	ppb	ppb
Avg	**973.4**	**974.2**	**103.4**	**2075.**	**193.1**	**5363.**
Stddev	22.5	1.2	.3	1.	1.0	57.
%RSD	2.314	.1272	.3327	.0604	.5106	1.068
#1	995.4	973.7	103.0	2077.	192.1	5343.
#2	974.4	973.3	103.6	2074.	193.1	5318.
#3	950.4	975.6	103.6	2075.	194.1	5427.
Check ?	Chk Pass	Chk Pass	Chk Pass	Chk Pass	Chk Pass	Chk Pass
High Limit						
Low Limit						

Elem	Cd2265	Co2286	Cr2677	Cu3247	Fe2714	K_7664
Line	226.502 {449}	228.616 {447}	267.716 {126}	324.754 {104}	271.441 {124}	766.490 { 44}
IS Ref	(Y_2243)	(Y_2243)	(Y_3600)	(Y_3600)	(Y_3600)	(Y_3710)
Units	ppb	ppb	ppb	ppb	ppb	ppb
Avg	**212.8**	**215.7**	**1003.**	**202.0**	**217.5**	**8393.**
Stddev	.5	.5	8.	.5	6.4	70.
%RSD	.2360	.2124	.7615	.2702	2.939	.8331
#1	212.2	215.2	1002.	202.5	218.9	8312.
#2	213.2	215.7	996.2	201.4	223.0	8436.
#3	213.0	216.1	1011.	201.9	210.5	8430.
Check ?	Chk Pass	Chk Pass	Chk Pass	Chk Pass	Chk Pass	Chk Pass
High Limit						
Low Limit						

Elem	Mg2790	Mn2576	Na5895	Ni2316	Pb2203	Sb2068
Line	279.079 {121}	257.610 {131}	589.592 { 57}	231.604 {446}	220.353 {453}	206.833 {463}
IS Ref	(Y_3600)	(Y_3600)	(Y_3710)	(Y_2243)	(Y_2243)	(Y_2243)
Units	ppb	ppb	ppb	ppb	ppb	ppb
Avg	**3990.**	**223.6**	**8688.**	**219.3**	**1054.**	**199.5**
Stddev	41.	1.4	30.	1.0	8.	2.2
%RSD	1.037	.6292	.3498	.4335	.7422	1.106
#1	3974.	223.4	8722.	218.3	1045.	197.7
#2	3959.	222.3	8677.	219.7	1059.	202.0
#3	4037.	225.1	8664.	220.1	1058.	198.8
Check ?	Chk Pass	Chk Pass	Chk Pass	Chk Pass	Chk Pass	Chk Pass
High Limit						
Low Limit						

Sample Name: 460-126967-d-1-e ms Acquired: 1/22/2017 13:27:05 Type: Unk
Method: BC011117(v8) Mode: CONC Corr. Factor: 1.000000
User: admin Custom ID1: Custom ID2: Custom ID3:
Comment:

Elem	Se196	Tl1908	V_2924	Zn2062	B_2089	Mo2020
Line	196.090 {472}	190.856 {477}	292.402 {115}	206.200 {463}	208.959 {461}	202.030 {467}
IS Ref	(Y_2243)	(Y_2243)	(Y_3600)	(Y_2243)	(Y_2243)	(Y_2243)
Units	ppb	ppb	ppb	ppb	ppb	ppb
Avg	**202.3**	**222.1**	**100.8**	**220.2**	**207.2**	**198.7**
Stddev	2.1	1.9	.6	4.7	3.8	3.7
%RSD	1.023	.8727	.6206	2.141	1.810	1.882
#1	200.0	220.9	100.3	215.9	205.9	196.5
#2	203.2	221.0	100.7	219.4	204.3	196.7
#3	203.8	224.3	101.5	225.2	211.5	203.0
Check ?	Chk Pass	Chk Pass	Chk Pass	Chk Pass	Chk Pass	Chk Pass
High Limit						
Low Limit						

Elem	Sn1899	Sr4077	Ti3349	Si2881
Line	189.989 {477}	407.771 { 83}	334.941 {101}	288.158 {117}
IS Ref	(Y_2243)	(Y_3710)	(Y_3600)	(Y_2243)
Units	ppb	ppb	ppb	ppb
Avg	**202.5**	**207.3**	**201.1**	**48.88**
Stddev	3.9	.0	.8	17.61
%RSD	1.949	.0215	.3732	36.03
#1	199.1	207.3	200.6	29.89
#2	201.6	207.3	200.8	64.67
#3	206.9	207.2	202.0	52.06
Check ?	Chk Pass	Chk Pass	Chk Pass	Chk Pass
High Limit				
Low Limit				

Int. Std.	Y_2243	Y_3600	Y_3710
Line	224.306 {450}	360.073 { 94}	371.030 { 91}
Units	Cts/S	Cts/S	Cts/S
Avg	**4157.7**	**20538.**	**7391.7**
Stddev	27.0	364.	186.5
%RSD	.64843	1.7738	2.5227
#1	4188.8	20633.	7500.2
#2	4141.6	20845.	7498.4
#3	4142.6	20135.	7176.4

Sample Name: 460-126967-d-1-d du Acquired: 1/22/2017 13:30:44 Type: Unk
Method: BC011117(v8) Mode: CONC Corr. Factor: 1.000000
User: admin Custom ID1: Custom ID2: Custom ID3:
Comment:

Elem	Al3961	As1890	Ag3280	Ba2335	Be3130	Ca3181
Line	396.152 { 85}	189.042 {478}	328.068 {103}	233.527 {445}	313.042 {108}	318.128 {106}
IS Ref	(Y_3710)	(Y_2243)	(Y_3600)	(Y_2243)	(Y_3710)	(Y_3600)
Units	ppb	ppb	ppb	ppb	ppb	ppb
Avg	**-18.68**	**-1.626**	**-1.076**	**22.89**	**.0697**	**1487.**
Stddev	12.43	1.372	.328	.13	.0149	7.
%RSD	66.51	84.38	30.53	.5565	21.42	.4407
#1	-25.33	-.7622	-.8616	22.83	.0554	1494.
#2	-4.347	-3.207	-1.454	22.80	.0685	1481.
#3	-26.37	-.9073	-.9116	23.04	.0852	1486.
Check ?	Chk Pass	Chk Pass	Chk Pass	Chk Pass	Chk Pass	Chk Pass
High Limit						
Low Limit						

Elem	Cd2265	Co2286	Cr2677	Cu3247	Fe2714	K_7664
Line	226.502 {449}	228.616 {447}	267.716 {126}	324.754 {104}	271.441 {124}	766.490 { 44}
IS Ref	(Y_2243)	(Y_2243)	(Y_3600)	(Y_3600)	(Y_3600)	(Y_3710)
Units	ppb	ppb	ppb	ppb	ppb	ppb
Avg	**-.0016**	**.3562**	**-.3166**	**.9008**	**17.64**	**4842.**
Stddev	.0730	.1961	.2341	.1524	5.51	25.
%RSD	4604.	55.07	73.94	16.92	31.27	.5219
#1	.0409	.3261	-.5807	.7334	22.94	4843.
#2	.0403	.5656	-.1350	.9372	11.94	4816.
#3	-.0859	.1768	-.2340	1.032	18.03	4867.
Check ?	Chk Pass	Chk Pass	Chk Pass	Chk Pass	Chk Pass	Chk Pass
High Limit						
Low Limit						

Elem	Mg2790	Mn2576	Na5895	Ni2316	Pb2203	Sb2068
Line	279.079 {121}	257.610 {131}	589.592 { 57}	231.604 {446}	220.353 {453}	206.833 {463}
IS Ref	(Y_3600)	(Y_3600)	(Y_3710)	(Y_2243)	(Y_2243)	(Y_2243)
Units	ppb	ppb	ppb	ppb	ppb	ppb
Avg	**155.4**	**5.696**	**4892.**	**.0613**	**.7903**	**-.3127**
Stddev	2.2	.037	25.	.3354	.4753	1.614
%RSD	1.418	.6549	.5135	547.4	60.15	516.3
#1	154.5	5.688	4888.	.4480	1.308	-.0806
#2	157.9	5.663	4919.	-.1508	.3734	-2.031
#3	153.8	5.737	4869.	-.1134	.6896	1.173
Check ?	Chk Pass	Chk Pass	Chk Pass	Chk Pass	Chk Pass	Chk Pass
High Limit						
Low Limit						

Sample Name: 460-126967-d-1-d du Acquired: 1/22/2017 13:30:44 Type: Unk
Method: BC011117(v8) Mode: CONC Corr. Factor: 1.000000
User: admin Custom ID1: Custom ID2: Custom ID3:
Comment:

Elem	Se196	Tl1908	V_2924	Zn2062	B_2089	Mo2020
Line	196.090 {472}	190.856 {477}	292.402 {115}	206.200 {463}	208.959 {461}	202.030 {467}
IS Ref	(Y_2243)	(Y_2243)	(Y_3600)	(Y_2243)	(Y_2243)	(Y_2243)
Units	ppb	ppb	ppb	ppb	ppb	ppb
Avg	**-1.741**	**4.865**	**-.2650**	**1.109**	**12.13**	**.1630**
Stddev	1.435	1.895	.1052	.081	.10	.1056
%RSD	82.41	38.96	39.69	7.336	.7878	64.79
#1	-1.531	6.654	-.3509	1.032	12.07	.0471
#2	-3.270	5.063	-.1477	1.194	12.07	.1882
#3	-.4230	2.879	-.2965	1.102	12.24	.2538
Check ?	Chk Pass	Chk Pass	Chk Pass	Chk Pass	Chk Pass	Chk Pass
High Limit						
Low Limit						

Elem	Sn1899	Sr4077	Ti3349	Si2881
Line	189.989 {477}	407.771 { 83}	334.941 {101}	288.158 {117}
IS Ref	(Y_2243)	(Y_3710)	(Y_3600)	(Y_2243)
Units	ppb	ppb	ppb	ppb
Avg	**-.2230**	**7.267**	**.1436**	**22.69**
Stddev	.9642	.134	.2274	25.50
%RSD	432.4	1.846	158.4	112.4
#1	.7631	7.254	.2591	50.81
#2	-1.164	7.139	-.1184	1.085
#3	-.2684	7.407	.2902	16.18
Check ?	Chk Pass	Chk Pass	Chk Pass	Chk Pass
High Limit				
Low Limit				

Int. Std.	Y_2243	Y_3600	Y_3710
Line	224.306 {450}	360.073 { 94}	371.030 { 91}
Units	Cts/S	Cts/S	Cts/S
Avg	**4220.5**	**20477.**	**7338.3**
Stddev	11.7	219.	24.6
%RSD	.27832	1.0716	.33571
#1	4221.6	20230.	7349.9
#2	4231.6	20551.	7310.1
#3	4208.2	20649.	7355.1

Sample Name: 460-126967-d-1-c@5 Acquired: 1/22/2017 13:34:36 Type: Unk
Method: BC011117(v8) Mode: CONC Corr. Factor: 1.000000
User: admin Custom ID1: Custom ID2: Custom ID3:
Comment:

Elem	Al3961	As1890	Ag3280	Ba2335	Be3130	Ca3181
Line	396.152 { 85}	189.042 {478}	328.068 {103}	233.527 {445}	313.042 {108}	318.128 {106}
IS Ref	(Y_3710)	(Y_2243)	(Y_3600)	(Y_2243)	(Y_3710)	(Y_3600)
Units	ppb	ppb	ppb	ppb	ppb	ppb
Avg	**16.20**	**-1.023**	**-.0916**	**22.06**	**.0998**	**1439.**
Stddev	19.65	2.419	.2932	.29	.1436	7.
%RSD	121.3	236.5	320.2	1.329	143.9	.4748
#1	-5.159	-2.768	.1755	21.79	.2485	1441.
#2	33.51	-2.039	-.0450	22.01	.0892	1432.
#3	20.24	1.738	-.4053	22.37	-.0382	1445.
Check ?	Chk Pass	Chk Pass	Chk Pass	Chk Pass	Chk Pass	Chk Pass
High Limit						
Low Limit						

Elem	Cd2265	Co2286	Cr2677	Cu3247	Fe2714	K_7664
Line	226.502 {449}	228.616 {447}	267.716 {126}	324.754 {104}	271.441 {124}	766.490 { 44}
IS Ref	(Y_2243)	(Y_2243)	(Y_3600)	(Y_3600)	(Y_3600)	(Y_3710)
Units	ppb	ppb	ppb	ppb	ppb	ppb
Avg	**-.0122**	**.1082**	**.3535**	**.9347**	**16.76**	**4678.**
Stddev	.0239	.1279	.3668	.7359	.59	35.
%RSD	196.1	118.2	103.8	78.73	3.529	.7558
#1	-.0265	-.0328	.3935	.9422	17.45	4647.
#2	-.0255	.2167	-.0316	1.667	16.42	4716.
#3	.0154	.1407	.6987	.1951	16.43	4671.
Check ?	Chk Pass	Chk Pass	Chk Pass	Chk Pass	Chk Pass	Chk Pass
High Limit						
Low Limit						

Elem	Mg2790	Mn2576	Na5895	Ni2316	Pb2203	Sb2068
Line	279.079 {121}	257.610 {131}	589.592 { 57}	231.604 {446}	220.353 {453}	206.833 {463}
IS Ref	(Y_3600)	(Y_3600)	(Y_3710)	(Y_2243)	(Y_2243)	(Y_2243)
Units	ppb	ppb	ppb	ppb	ppb	ppb
Avg	**147.1**	**5.528**	**4720.**	**.1732**	**.6180**	**1.008**
Stddev	4.9	.026	23.	.2951	.5920	1.557
%RSD	3.354	.4658	.4948	170.4	95.79	154.5
#1	141.4	5.557	4693.	-.1051	.0041	2.090
#2	150.0	5.519	4732.	.4827	.6648	-.7770
#3	150.0	5.507	4734.	.1420	1.185	1.712
Check ?	Chk Pass	Chk Pass	Chk Pass	Chk Pass	Chk Pass	Chk Pass
High Limit						
Low Limit						

Sample Name: 460-126967-d-1-c@5 Acquired: 1/22/2017 13:34:36 Type: Unk
Method: BC011117(v8) Mode: CONC Corr. Factor: 1.000000
User: admin Custom ID1: Custom ID2: Custom ID3:
Comment:

Elem	Se196	Tl1908	V_2924	Zn2062	B_2089	Mo2020
Line	196.090 {472}	190.856 {477}	292.402 {115}	206.200 {463}	208.959 {461}	202.030 {467}
IS Ref	(Y_2243)	(Y_2243)	(Y_3600)	(Y_2243)	(Y_2243)	(Y_2243)
Units	ppb	ppb	ppb	ppb	ppb	ppb
Avg	**-3.462**	**1.804**	**-.1655**	**1.291**	**11.68**	**-.2381**
Stddev	2.009	1.448	.3903	.061	.64	.2899
%RSD	58.03	80.25	235.9	4.700	5.504	121.8
#1	-5.614	1.073	-.6151	1.229	11.13	.0608
#2	-1.635	3.471	.0318	1.295	12.38	-.5181
#3	-3.138	.8670	.0869	1.350	11.52	-.2569
Check ?	Chk Pass	Chk Pass	Chk Pass	Chk Pass	Chk Pass	Chk Pass
High Limit						
Low Limit						

Elem	Sn1899	Sr4077	Ti3349	Si2881
Line	189.989 {477}	407.771 { 83}	334.941 {101}	288.158 {117}
IS Ref	(Y_2243)	(Y_3710)	(Y_3600)	(Y_2243)
Units	ppb	ppb	ppb	ppb
Avg	**-.5519**	**7.014**	**.1148**	**28.87**
Stddev	.7427	.082	.1142	7.44
%RSD	134.6	1.166	99.46	25.78
#1	-.0868	6.938	.1655	35.74
#2	-1.409	7.004	.1949	29.90
#3	-.1605	7.101	-.0160	20.97
Check ?	Chk Pass	Chk Pass	Chk Pass	Chk Pass
High Limit				
Low Limit				

Int. Std.	Y_2243	Y_3600	Y_3710
Line	224.306 {450}	360.073 { 94}	371.030 { 91}
Units	Cts/S	Cts/S	Cts/S
Avg	**4185.1**	**20294.**	**7278.8**
Stddev	8.4	102.	43.4
%RSD	.20119	.50461	.59623
#1	4194.7	20380.	7326.9
#2	4181.9	20181.	7242.6
#3	4178.8	20322.	7267.0

Sample Name: sd 460-126967-d-1-c Acquired: 1/22/2017 13:38:28 Type: Unk
Method: BC011117(v8) Mode: CONC Corr. Factor: 1.000000
User: admin Custom ID1: Custom ID2: Custom ID3:
Comment:

Elem	Al3961	As1890	Ag3280	Ba2335	Be3130	Ca3181
Line	396.152 { 85}	189.042 {478}	328.068 {103}	233.527 {445}	313.042 {108}	318.128 {106}
IS Ref	(Y_3710)	(Y_2243)	(Y_3600)	(Y_2243)	(Y_3710)	(Y_3600)
Units	ppb	ppb	ppb	ppb	ppb	ppb
Avg	**19.51**	**-.7454**	**-.3874**	**4.255**	**.0393**	**283.0**
Stddev	4.26	3.384	.1564	.090	.1955	7.9
%RSD	21.82	454.0	40.38	2.123	497.4	2.777
#1	24.31	2.938	-.3636	4.177	.0832	274.0
#2	16.17	-1.458	-.2442	4.354	.2091	286.6
#3	18.06	-3.716	-.5543	4.235	-.1744	288.4
Check ?	Chk Pass	Chk Pass	Chk Pass	Chk Pass	Chk Pass	Chk Pass
High Limit						
Low Limit						

Elem	Cd2265	Co2286	Cr2677	Cu3247	Fe2714	K_7664
Line	226.502 {449}	228.616 {447}	267.716 {126}	324.754 {104}	271.441 {124}	766.490 { 44}
IS Ref	(Y_2243)	(Y_2243)	(Y_3600)	(Y_3600)	(Y_3600)	(Y_3710)
Units	ppb	ppb	ppb	ppb	ppb	ppb
Avg	**.0194**	**.1927**	**-.2021**	**.4175**	**11.49**	**898.1**
Stddev	.0295	.0771	.1915	.4603	3.92	33.8
%RSD	152.4	40.04	94.75	110.3	34.13	3.766
#1	.0307	.2592	-.1835	.9136	7.016	908.4
#2	-.0141	.2107	-.4023	.3346	13.12	860.3
#3	.0416	.1081	-.0206	.0042	14.33	925.6
Check ?	Chk Pass	Chk Pass	Chk Pass	Chk Pass	Chk Pass	Chk Pass
High Limit						
Low Limit						

Elem	Mg2790	Mn2576	Na5895	Ni2316	Pb2203	Sb2068
Line	279.079 {121}	257.610 {131}	589.592 { 57}	231.604 {446}	220.353 {453}	206.833 {463}
IS Ref	(Y_3600)	(Y_3600)	(Y_3710)	(Y_2243)	(Y_2243)	(Y_2243)
Units	ppb	ppb	ppb	ppb	ppb	ppb
Avg	**26.59**	**1.043**	**884.4**	**-.0780**	**-.3530**	**.5565**
Stddev	6.19	.024	10.9	.3049	.6931	1.212
%RSD	23.26	2.343	1.235	391.1	196.3	217.7
#1	21.39	1.071	878.4	.2672	-.8289	1.698
#2	24.95	1.034	877.9	-.1907	-.6722	-.7150
#3	33.43	1.024	897.0	-.3104	.4422	.6867
Check ?	Chk Pass	Chk Pass	Chk Pass	Chk Pass	Chk Pass	Chk Pass
High Limit						
Low Limit						

Sample Name: sd 460-126967-d-1-c Acquired: 1/22/2017 13:38:28 Type: Unk
Method: BC011117(v8) Mode: CONC Corr. Factor: 1.000000
User: admin Custom ID1: Custom ID2: Custom ID3:
Comment:

Elem	Se196	Tl1908	V_2924	Zn2062	B_2089	Mo2020
Line	196.090 {472}	190.856 {477}	292.402 {115}	206.200 {463}	208.959 {461}	202.030 {467}
IS Ref	(Y_2243)	(Y_2243)	(Y_3600)	(Y_2243)	(Y_2243)	(Y_2243)
Units	ppb	ppb	ppb	ppb	ppb	ppb
Avg	**-2.143**	**2.362**	**-.4855**	**.5411**	**2.348**	**-.2167**
Stddev	1.254	4.047	.4484	.1615	.313	.0949
%RSD	58.53	171.4	92.36	29.84	13.31	43.78
#1	-1.559	7.034	-.0966	.6543	2.686	-.1369
#2	-3.583	-.0168	-.9759	.3562	2.070	-.1917
#3	-1.287	.0675	-.3839	.6128	2.289	-.3216
Check ?	Chk Pass	Chk Pass	Chk Pass	Chk Pass	Chk Pass	Chk Pass
High Limit						
Low Limit						

Elem	Sn1899	Sr4077	Ti3349	Si2881
Line	189.989 {477}	407.771 { 83}	334.941 {101}	288.158 {117}
IS Ref	(Y_2243)	(Y_3710)	(Y_3600)	(Y_2243)
Units	ppb	ppb	ppb	ppb
Avg	**-.2081**	**1.365**	**-.0425**	**-7.524**
Stddev	.2644	.078	.2177	19.69
%RSD	127.0	5.684	512.8	261.8
#1	-.1311	1.345	-.1598	-24.74
#2	.0092	1.451	.2088	-11.79
#3	-.5025	1.300	-.1763	13.95
Check ?	Chk Pass	Chk Pass	Chk Pass	Chk Pass
High Limit				
Low Limit				

Int. Std.	Y_2243	Y_3600	Y_3710
Line	224.306 {450}	360.073 { 94}	371.030 { 91}
Units	Cts/S	Cts/S	Cts/S
Avg	**4188.0**	**20351.**	**7308.8**
Stddev	26.8	178.	87.2
%RSD	.64018	.87562	1.1926
#1	4219.0	20553.	7391.1
#2	4174.0	20285.	7317.8
#3	4171.2	20215.	7217.5

Sample Name: 460-126966-e-8-c@5 Acquired: 1/22/2017 13:42:20 Type: Unk
Method: BC011117(v8) Mode: CONC Corr. Factor: 1.000000
User: admin Custom ID1: Custom ID2: Custom ID3:
Comment:

Elem	Al3961	As1890	Ag3280	Ba2335	Be3130	Ca3181
Line	396.152 { 85}	189.042 {478}	328.068 {103}	233.527 {445}	313.042 {108}	318.128 {106}
IS Ref	(Y_3710)	(Y_2243)	(Y_3600)	(Y_2243)	(Y_3710)	(Y_3600)
Units	ppb	ppb	ppb	ppb	ppb	ppb
Avg	**-13.49**	**45.08**	**-.6340**	**24.27**	**-.0483**	**28550.**
Stddev	22.43	1.85	.3005	.21	.0375	117.
%RSD	166.3	4.104	47.40	.8666	77.74	.4089
#1	-15.73	44.68	-.5078	24.23	-.0059	28680.
#2	9.981	43.45	-.4172	24.07	-.0773	28480.
#3	-34.71	47.09	-.9770	24.49	-.0616	28480.
Check ?	Chk Pass	Chk Pass	Chk Pass	Chk Pass	Chk Pass	Chk Pass
High Limit						
Low Limit						

Elem	Cd2265	Co2286	Cr2677	Cu3247	Fe2714	K_7664
Line	226.502 {449}	228.616 {447}	267.716 {126}	324.754 {104}	271.441 {124}	766.490 { 44}
IS Ref	(Y_2243)	(Y_2243)	(Y_3600)	(Y_3600)	(Y_3600)	(Y_3710)
Units	ppb	ppb	ppb	ppb	ppb	ppb
Avg	**.1016**	**.3184**	**-.2973**	**3.848**	**15050.**	**3631.**
Stddev	.0960	.1096	.2020	.126	92.	62.
%RSD	94.52	34.44	67.95	3.266	.6128	1.715
#1	-.0070	.4286	-.4061	3.990	14980.	3580.
#2	.1363	.2093	-.4217	3.751	15010.	3700.
#3	.1754	.3173	-.0642	3.803	15150.	3614.
Check ?	Chk Pass	Chk Pass	Chk Pass	Chk Pass	Chk Pass	Chk Pass
High Limit						
Low Limit						

Elem	Mg2790	Mn2576	Na5895	Ni2316	Pb2203	Sb2068
Line	279.079 {121}	257.610 {131}	589.592 { 57}	231.604 {446}	220.353 {453}	206.833 {463}
IS Ref	(Y_3600)	(Y_3600)	(Y_3710)	(Y_2243)	(Y_2243)	(Y_2243)
Units	ppb	ppb	ppb	ppb	ppb	ppb
Avg	**10060.**	**770.6**	**54310.**	**.4446**	**-.5620**	**1.455**
Stddev	68.	1.8	299.	.4940	.6401	.887
%RSD	.6797	.2292	.5499	111.1	113.9	60.98
#1	10010.	772.6	54040.	.8457	.1095	.5126
#2	10020.	769.1	54630.	.5953	-.6304	2.274
#3	10140.	770.2	54260.	-.1073	-1.165	1.579
Check ?	Chk Pass	Chk Pass	Chk Pass	Chk Pass	Chk Pass	Chk Pass
High Limit						
Low Limit						

Sample Name: 460-126966-e-8-c@5 Acquired: 1/22/2017 13:42:20 Type: Unk
Method: BC011117(v8) Mode: CONC Corr. Factor: 1.000000
User: admin Custom ID1: Custom ID2: Custom ID3:
Comment:

Elem	Se196	Tl1908	V_2924	Zn2062	B_2089	Mo2020
Line	196.090 {472}	190.856 {477}	292.402 {115}	206.200 {463}	208.959 {461}	202.030 {467}
IS Ref	(Y_2243)	(Y_2243)	(Y_3600)	(Y_2243)	(Y_2243)	(Y_2243)
Units	ppb	ppb	ppb	ppb	ppb	ppb
Avg	**-1.004**	**2.485**	**-.0917**	**29.72**	**40.22**	**-.4262**
Stddev	.338	1.738	.1244	.02	.48	.4275
%RSD	33.65	69.95	135.6	.0816	1.194	100.3
#1	-.7254	.5360	-.0171	29.73	39.86	-.0016
#2	-1.380	3.045	-.2354	29.70	40.05	-.8565
#3	-.9077	3.875	-.0227	29.74	40.77	-.4203
Check ?	Chk Pass	Chk Pass	Chk Pass	Chk Pass	Chk Pass	Chk Pass
High Limit						
Low Limit						

Elem	Sn1899	Sr4077	Ti3349	Si2881
Line	189.989 {477}	407.771 { 83}	334.941 {101}	288.158 {117}
IS Ref	(Y_2243)	(Y_3710)	(Y_3600)	(Y_2243)
Units	ppb	ppb	ppb	ppb
Avg	**.9189**	**158.5**	**.5900**	**593.0**
Stddev	.7778	.8	.0765	8.2
%RSD	84.65	.5081	12.97	1.388
#1	.0493	158.0	.5188	587.2
#2	1.159	159.4	.6709	589.3
#3	1.548	158.1	.5803	602.4
Check ?	Chk Pass	Chk Pass	Chk Pass	Chk Pass
High Limit				
Low Limit				

Int. Std.	Y_2243	Y_3600	Y_3710
Line	224.306 {450}	360.073 { 94}	371.030 { 91}
Units	Cts/S	Cts/S	Cts/S
Avg	**4125.5**	**20036.**	**7218.3**
Stddev	26.7	173.	111.9
%RSD	.64736	.86294	1.5504
#1	4104.4	19840.	7090.7
#2	4116.7	20100.	7264.4
#3	4155.6	20167.	7299.7

Sample Name: 460-126966-e-9-c@5 Acquired: 1/22/2017 13:46:09 Type: Unk
Method: BC011117(v8) Mode: CONC Corr. Factor: 1.000000
User: admin Custom ID1: Custom ID2: Custom ID3:
Comment:

Elem	Al3961	As1890	Ag3280	Ba2335	Be3130	Ca3181
Line	396.152 { 85}	189.042 {478}	328.068 {103}	233.527 {445}	313.042 {108}	318.128 {106}
IS Ref	(Y_3710)	(Y_2243)	(Y_3600)	(Y_2243)	(Y_3710)	(Y_3600)
Units	ppb	ppb	ppb	ppb	ppb	ppb
Avg	**30.83**	**1.758**	**-.5734**	**512.8**	**.0168**	**182600.**
Stddev	19.36	3.186	.2369	1.5	.0146	1802.
%RSD	62.81	181.2	41.32	.3019	86.55	.9868
#1	12.63	-1.701	-.3016	511.3	.0332	181600.
#2	51.18	4.572	-.7361	514.4	.0054	181600.
#3	28.69	2.404	-.6825	512.8	.0119	184700.
Check ?	Chk Pass	Chk Pass	Chk Pass	Chk Pass	Chk Pass	Chk Pass
High Limit						
Low Limit						

Elem	Cd2265	Co2286	Cr2677	Cu3247	Fe2714	K_7664
Line	226.502 {449}	228.616 {447}	267.716 {126}	324.754 {104}	271.441 {124}	766.490 { 44}
IS Ref	(Y_2243)	(Y_2243)	(Y_3600)	(Y_3600)	(Y_3600)	(Y_3710)
Units	ppb	ppb	ppb	ppb	ppb	ppb
Avg	**-.1561**	**-.5396**	**-1.706**	**45.91**	**35170.**	**8997.**
Stddev	.1414	.2942	.264	.51	249.	107.
%RSD	90.59	54.52	15.46	1.119	.7091	1.193
#1	-.0585	-.2082	-1.846	45.38	35030.	8873.
#2	-.0915	-.7700	-1.401	45.94	35030.	9070.
#3	-.3183	-.6405	-1.869	46.41	35460.	9047.
Check ?	Chk Pass	Chk Pass	Chk Pass	Chk Pass	Chk Pass	Chk Pass
High Limit						
Low Limit						

Elem	Mg2790	Mn2576	Na5895	Ni2316	Pb2203	Sb2068
Line	279.079 {121}	257.610 {131}	589.592 { 57}	231.604 {446}	220.353 {453}	206.833 {463}
IS Ref	(Y_3600)	(Y_3600)	(Y_3710)	(Y_2243)	(Y_2243)	(Y_2243)
Units	ppb	ppb	ppb	ppb	ppb	ppb
Avg	**24360.**	**3880.**	F **896100.**	**2.377**	**.1131**	**-.4508**
Stddev	278.	29.	8693.	.245	.6987	2.105
%RSD	1.141	.7375	.9702	10.31	617.6	466.9
#1	24190.	3860.	887600.	2.411	.7984	1.221
#2	24210.	3868.	895600.	2.117	.1394	.2404
#3	24680.	3913.	905000.	2.604	-.5983	-2.814
Check ?	Chk Pass	Chk Pass	Chk Fail	Chk Pass	Chk Pass	Chk Pass
High Limit			250000.			
Low Limit			-5000.			

Sample Name: 460-126966-e-9-c@5 Acquired: 1/22/2017 13:46:09 Type: Unk
Method: BC011117(v8) Mode: CONC Corr. Factor: 1.000000
User: admin Custom ID1: Custom ID2: Custom ID3:
Comment:

Elem	Se196	Tl1908	V_2924	Zn2062	B_2089	Mo2020
Line	196.090 {472}	190.856 {477}	292.402 {115}	206.200 {463}	208.959 {461}	202.030 {467}
IS Ref	(Y_2243)	(Y_2243)	(Y_3600)	(Y_2243)	(Y_2243)	(Y_2243)
Units	ppb	ppb	ppb	ppb	ppb	ppb
Avg	**-3.835**	**5.226**	**.3083**	**810.6**	**153.3**	**-.8954**
Stddev	2.157	1.227	.0122	6.5	1.2	.3047
%RSD	56.24	23.47	3.958	.8008	.8039	34.03
#1	-6.157	6.240	.2945	803.2	151.9	-1.233
#2	-3.454	5.576	.3175	813.0	153.6	-.6418
#3	-1.894	3.862	.3130	815.6	154.3	-.8109
Check ?	Chk Pass	Chk Pass	Chk Pass	Chk Pass	Chk Pass	Chk Pass
High Limit						
Low Limit						

Elem	Sn1899	Sr4077	Ti3349	Si2881
Line	189.989 {477}	407.771 { 83}	334.941 {101}	288.158 {117}
IS Ref	(Y_2243)	(Y_3710)	(Y_3600)	(Y_2243)
Units	ppb	ppb	ppb	ppb
Avg	**-.6644**	**1278.**	**1.006**	**269.0**
Stddev	.7007	5.	.043	28.8
%RSD	105.5	.3985	4.264	10.70
#1	-1.424	1276.	.9601	237.2
#2	-.5272	1283.	1.014	276.7
#3	-.0424	1274.	1.045	293.2
Check ?	Chk Pass	Chk Pass	Chk Pass	Chk Pass
High Limit				
Low Limit				

Int. Std.	Y_2243	Y_3600	Y_3710
Line	224.306 {450}	360.073 { 94}	371.030 { 91}
Units	Cts/S	Cts/S	Cts/S
Avg	**3811.0**	**18316.**	**7057.4**
Stddev	21.3	213.	137.0
%RSD	.55860	1.1646	1.9416
#1	3834.1	18463.	7150.1
#2	3806.7	18413.	7122.1
#3	3792.2	18071.	6900.0

Sample Name: 460-126966-e-10-c@5 Acquired: 1/22/2017 13:50:04 Type: Unk
Method: BC011117(v8) Mode: CONC Corr. Factor: 1.000000
User: admin Custom ID1: Custom ID2: Custom ID3:
Comment:

Elem	Al3961	As1890	Ag3280	Ba2335	Be3130	Ca3181
Line	396.152 { 85}	189.042 {478}	328.068 {103}	233.527 {445}	313.042 {108}	318.128 {106}
IS Ref	(Y_3710)	(Y_2243)	(Y_3600)	(Y_2243)	(Y_3710)	(Y_3600)
Units	ppb	ppb	ppb	ppb	ppb	ppb
Avg	**9.855**	**10.48**	**-.6014**	**155.6**	**.0929**	**33470.**
Stddev	4.302	.18	.2495	1.2	.1552	431.
%RSD	43.65	1.756	41.49	.7470	167.1	1.286
#1	4.904	10.52	-.5154	155.7	.1105	33830.
#2	12.68	10.28	-.4063	154.4	.2385	32990.
#3	11.98	10.64	-.8825	156.7	-.0704	33580.
Check ?	Chk Pass	Chk Pass	Chk Pass	Chk Pass	Chk Pass	Chk Pass
High Limit						
Low Limit						

Elem	Cd2265	Co2286	Cr2677	Cu3247	Fe2714	K_7664
Line	226.502 {449}	228.616 {447}	267.716 {126}	324.754 {104}	271.441 {124}	766.490 { 44}
IS Ref	(Y_2243)	(Y_2243)	(Y_3600)	(Y_3600)	(Y_3600)	(Y_3710)
Units	ppb	ppb	ppb	ppb	ppb	ppb
Avg	**-.3652**	**4.116**	**-.3287**	**.4968**	**39320.**	**1354.**
Stddev	.1036	.054	.0997	.3774	486.	37.
%RSD	28.35	1.317	30.34	75.96	1.237	2.735
#1	-.2582	4.177	-.2776	.1376	39710.	1312.
#2	-.3725	4.075	-.2648	.8900	38780.	1365.
#3	-.4650	4.094	-.4436	.4629	39470.	1384.
Check ?	Chk Pass	Chk Pass	Chk Pass	Chk Pass	Chk Pass	Chk Pass
High Limit						
Low Limit						

Elem	Mg2790	Mn2576	Na5895	Ni2316	Pb2203	Sb2068
Line	279.079 {121}	257.610 {131}	589.592 { 57}	231.604 {446}	220.353 {453}	206.833 {463}
IS Ref	(Y_3600)	(Y_3600)	(Y_3710)	(Y_2243)	(Y_2243)	(Y_2243)
Units	ppb	ppb	ppb	ppb	ppb	ppb
Avg	**6921.**	**2373.**	**187100.**	**1.130**	**-.5335**	**-.7830**
Stddev	145.	27.	839.	.566	.5605	1.845
%RSD	2.100	1.124	.4483	50.08	105.1	235.6
#1	6950.	2393.	188000.	1.610	-.2683	-.8798
#2	6764.	2342.	186800.	.5061	-.1548	-2.578
#3	7051.	2382.	186300.	1.273	-1.177	1.108
Check ?	Chk Pass	Chk Pass	Chk Pass	Chk Pass	Chk Pass	Chk Pass
High Limit						
Low Limit						

Sample Name: 460-126966-e-10-c@5 Acquired: 1/22/2017 13:50:04 Type: Unk
Method: BC011117(v8) Mode: CONC Corr. Factor: 1.000000
User: admin Custom ID1: Custom ID2: Custom ID3:
Comment:

Elem	Se196	Tl1908	V_2924	Zn2062	B_2089	Mo2020
Line	196.090 {472}	190.856 {477}	292.402 {115}	206.200 {463}	208.959 {461}	202.030 {467}
IS Ref	(Y_2243)	(Y_2243)	(Y_3600)	(Y_2243)	(Y_2243)	(Y_2243)
Units	ppb	ppb	ppb	ppb	ppb	ppb
Avg	**-3.270**	**5.648**	**.3230**	**23.13**	**37.51**	**-.2264**
Stddev	1.075	1.492	.3663	.19	1.37	.2059
%RSD	32.87	26.42	113.4	.8332	3.647	90.95
#1	-3.998	4.338	.0174	23.34	38.31	-.3917
#2	-2.036	7.272	.7290	23.09	38.28	-.2917
#3	-3.778	5.334	.2226	22.96	35.93	.0042
Check ?	Chk Pass	Chk Pass	Chk Pass	Chk Pass	Chk Pass	Chk Pass
High Limit						
Low Limit						

Elem	Sn1899	Sr4077	Ti3349	Si2881
Line	189.989 {477}	407.771 { 83}	334.941 {101}	288.158 {117}
IS Ref	(Y_2243)	(Y_3710)	(Y_3600)	(Y_2243)
Units	ppb	ppb	ppb	ppb
Avg	**-.0112**	**224.2**	**.3191**	**284.4**
Stddev	.5255	1.2	.1760	3.9
%RSD	4679.	.5216	55.17	1.376
#1	-.2534	225.4	.1339	288.6
#2	-.3720	224.2	.4842	283.9
#3	.5917	223.0	.3391	280.8
Check ?	Chk Pass	Chk Pass	Chk Pass	Chk Pass
High Limit				
Low Limit				

Int. Std.	Y_2243	Y_3600	Y_3710
Line	224.306 {450}	360.073 { 94}	371.030 { 91}
Units	Cts/S	Cts/S	Cts/S
Avg	**4112.8**	**19841.**	**7305.4**
Stddev	16.2	321.	86.3
%RSD	.39467	1.6192	1.1818
#1	4113.8	19634.	7298.6
#2	4128.4	20211.	7395.0
#3	4096.0	19678.	7222.8

Sample Name: lcs 460-415738/2-a@2 Acquired: 1/22/2017 13:53:52 Type: QC
Method: BC011117(v8) Mode: CONC Corr. Factor: 1.000000
User: admin Custom ID1: Custom ID2: Custom ID3:
Comment:

Elem	Al3961	As1890	Ag3280	Ba2335	Be3130	Ca3181
Line	396.152 { 85}	189.042 {478}	328.068 {103}	233.527 {445}	313.042 {108}	318.128 {106}
IS Ref	(Y_3710)	(Y_2243)	(Y_3600)	(Y_2243)	(Y_3710)	(Y_3600)
Units	ppb	ppb	ppb	ppb	ppb	ppb
Avg	**2437.**	**2409.**	**256.8**	**5127.**	**481.4**	**9956.**
Stddev	32.	8.	1.0	5.	1.4	59.
%RSD	1.325	.3363	.3857	.0965	.2974	.5939
#1	2440.	2409.	256.8	5121.	480.8	9996.
#2	2404.	2416.	255.8	5131.	480.4	9984.
#3	2468.	2400.	257.8	5128.	483.0	9888.
Check ?	None	Chk Pass	Chk Pass	Chk Pass	Chk Pass	None
Value						
Range						

Elem	Cd2265	Co2286	Cr2677	Cu3247	Fe2714	K_7664
Line	226.502 {449}	228.616 {447}	267.716 {126}	324.754 {104}	271.441 {124}	766.490 { 44}
IS Ref	(Y_2243)	(Y_2243)	(Y_3600)	(Y_3600)	(Y_3600)	(Y_3710)
Units	ppb	ppb	ppb	ppb	ppb	ppb
Avg	**526.0**	**531.4**	**2519.**	**496.8**	**534.1**	**9520.**
Stddev	1.1	.4	9.	1.5	9.3	60.
%RSD	.2115	.0795	.3494	.3039	1.750	.6258
#1	525.0	530.9	2521.	495.3	531.6	9519.
#2	527.2	531.7	2527.	496.7	544.5	9580.
#3	525.9	531.6	2510.	498.3	526.3	9461.
Check ?	Chk Pass	None	Chk Pass	Chk Pass	None	None
Value						
Range						

Elem	Mg2790	Mn2576	Na5895	Ni2316	Pb2203	Sb2068
Line	279.079 {121}	257.610 {131}	589.592 { 57}	231.604 {446}	220.353 {453}	206.833 {463}
IS Ref	(Y_3600)	(Y_3600)	(Y_3710)	(Y_2243)	(Y_2243)	(Y_2243)
Units	ppb	ppb	ppb	ppb	ppb	ppb
Avg	**9764.**	**535.2**	**9690.**	**538.2**	**2587.**	**488.0**
Stddev	53.	1.5	6.	1.7	3.	1.4
%RSD	.5455	.2768	.0594	.3223	.1011	.2944
#1	9796.	536.6	9694.	536.4	2586.	486.4
#2	9792.	535.2	9683.	539.8	2590.	488.5
#3	9702.	533.7	9693.	538.4	2585.	489.2
Check ?	None	None	None	Chk Pass	Chk Pass	None
Value						
Range						

Sample Name: lcs 460-415738/2-a@2 Acquired: 1/22/2017 13:53:52 Type: QC
Method: BC011117(v8) Mode: CONC Corr. Factor: 1.000000
User: admin Custom ID1: Custom ID2: Custom ID3:
Comment:

Elem	Se196	Tl1908	V_2924	Zn2062	B_2089	Mo2020
Line	196.090 {472}	190.856 {477}	292.402 {115}	206.200 {463}	208.959 {461}	202.030 {467}
IS Ref	(Y_2243)	(Y_2243)	(Y_3600)	(Y_2243)	(Y_2243)	(Y_2243)
Units	ppb	ppb	ppb	ppb	ppb	ppb
Avg	**500.5**	**546.2**	**251.7**	**537.1**	**485.8**	**494.2**
Stddev	3.8	10.1	.7	3.5	6.3	6.3
%RSD	.7600	1.842	.2780	.6551	1.304	1.273
#1	499.9	534.6	251.8	540.8	478.7	487.5
#2	497.0	552.4	252.4	536.8	487.9	495.2
#3	504.6	551.5	251.0	533.7	490.9	500.0
Check ?	Chk Pass	None	None	Chk Pass	None	None
Value						
Range						

Elem	Sn1899	Sr4077	Ti3349	Si2881
Line	189.989 {477}	407.771 { 83}	334.941 {101}	288.158 {117}
IS Ref	(Y_2243)	(Y_3710)	(Y_3600)	(Y_2243)
Units	ppb	ppb	ppb	ppb
Avg	**506.1**	**500.8**	**492.9**	**-25.17**
Stddev	3.7	1.3	.9	3.85
%RSD	.7303	.2651	.1849	15.30
#1	501.9	499.5	492.4	-24.55
#2	508.5	500.8	492.3	-21.67
#3	508.1	502.2	493.9	-29.29
Check ?	None	None	None	None
Value				
Range				

Int. Std.	Y_2243	Y_3600	Y_3710
Line	224.306 {450}	360.073 { 94}	371.030 { 91}
Units	Cts/S	Cts/S	Cts/S
Avg	**4126.1**	**20127.**	**7132.5**
Stddev	5.9	148.	74.9
%RSD	.14332	.73364	1.0507
#1	4120.0	20012.	7048.9
#2	4126.5	20074.	7154.6
#3	4131.8	20293.	7193.8

Sample Name: CCV Acquired: 1/22/2017 13:57:27 Type: QC
Method: BC011117(v8) Mode: CONC Corr. Factor: 1.000000
User: admin Custom ID1: Custom ID2: Custom ID3:
Comment:

Elem	Al3961	As1890	Ag3280	Ba2335	Be3130	Ca3181
Line	396.152 { 85}	189.042 {478}	328.068 {103}	233.527 {445}	313.042 {108}	318.128 {106}
IS Ref	(Y_3710)	(Y_2243)	(Y_3600)	(Y_2243)	(Y_3710)	(Y_3600)
Units	ppb	ppb	ppb	ppb	ppb	ppb
Avg	**122400.**	**2462.**	**1267.**	**10070.**	**967.3**	**121300.**
Stddev	338.	13.	5.	18.	3.8	961.
%RSD	.2766	.5348	.4064	.1738	.3952	.7924
#1	122000.	2451.	1263.	10050.	962.9	120600.
#2	122500.	2477.	1266.	10080.	969.6	120800.
#3	122600.	2458.	1273.	10080.	969.4	122400.
Check ?	Chk Pass	Chk Pass	Chk Pass	Chk Pass	Chk Pass	Chk Pass
Value						
Range						

Elem	Cd2265	Co2286	Cr2677	Cu3247	Fe2714	K_7664
Line	226.502 {449}	228.616 {447}	267.716 {126}	324.754 {104}	271.441 {124}	766.490 { 44}
IS Ref	(Y_2243)	(Y_2243)	(Y_3600)	(Y_3600)	(Y_3600)	(Y_3710)
Units	ppb	ppb	ppb	ppb	ppb	ppb
Avg	**1240.**	**2474.**	**4966.**	**12410.**	**98100.**	**50040.**
Stddev	4.	2.	33.	21.	663.	226.
%RSD	.2834	.0718	.6650	.1731	.6754	.4524
#1	1236.	2472.	4943.	12380.	97690.	49790.
#2	1241.	2474.	4951.	12420.	97740.	50240.
#3	1243.	2476.	5004.	12420.	98860.	50080.
Check ?	Chk Pass	Chk Pass	Chk Pass	Chk Pass	Chk Pass	Chk Pass
Value						
Range						

Elem	Mg2790	Mn2576	Na5895	Ni2316	Pb2203	Sb2068
Line	279.079 {121}	257.610 {131}	589.592 { 57}	231.604 {446}	220.353 {453}	206.833 {463}
IS Ref	(Y_3600)	(Y_3600)	(Y_3710)	(Y_2243)	(Y_2243)	(Y_2243)
Units	ppb	ppb	ppb	ppb	ppb	ppb
Avg	**121500.**	**4992.**	**127600.**	**2491.**	**7459.**	**982.3**
Stddev	1078.	30.	398.	3.	12.	6.1
%RSD	.8877	.6004	.3121	.1294	.1578	.6237
#1	120700.	4971.	127200.	2489.	7446.	976.2
#2	121000.	4979.	128000.	2489.	7461.	988.4
#3	122700.	5026.	127700.	2494.	7469.	982.3
Check ?	Chk Pass	Chk Pass	Chk Pass	Chk Pass	Chk Pass	Chk Pass
Value						
Range						

Sample Name: CCV Acquired: 1/22/2017 13:57:27 Type: QC
Method: BC011117(v8) Mode: CONC Corr. Factor: 1.000000
User: admin Custom ID1: Custom ID2: Custom ID3:
Comment:

Elem	Se196	Tl1908	V_2924	Zn2062	B_2089	Mo2020
Line	196.090 {472}	190.856 {477}	292.402 {115}	206.200 {463}	208.959 {461}	202.030 {467}
IS Ref	(Y_2243)	(Y_2243)	(Y_3600)	(Y_2243)	(Y_2243)	(Y_2243)
Units	ppb	ppb	ppb	ppb	ppb	ppb
Avg	**2466.**	**2516.**	**2472.**	**2485.**	**1004.**	**2435.**
Stddev	15.	19.	12.	10.	5.	2.
%RSD	.5912	.7399	.4836	.4030	.4958	.0795
#1	2481.	2507.	2464.	2474.	1004.	2438.
#2	2467.	2538.	2466.	2488.	1009.	2434.
#3	2452.	2505.	2486.	2494.	998.6	2434.
Check ?	Chk Pass	Chk Pass	Chk Pass	Chk Pass	Chk Pass	Chk Pass
Value						
Range						

Elem	Sn1899	Sr4077	Ti3349	Si2881
Line	189.989 {477}	407.771 { 83}	334.941 {101}	288.158 {117}
IS Ref	(Y_2243)	(Y_3710)	(Y_3600)	(Y_2243)
Units	ppb	ppb	ppb	ppb
Avg	**991.1**	**5059.**	**10010.**	**8996.**
Stddev	3.6	15.	34.	54.
%RSD	.3599	.2889	.3377	.5993
#1	992.5	5044.	9975.	8934.
#2	993.8	5073.	10000.	9020.
#3	987.1	5061.	10040.	9033.
Check ?	Chk Pass	Chk Pass	Chk Pass	None
Value				
Range				

Int. Std.	Y_2243	Y_3600	Y_3710
Line	224.306 {450}	360.073 { 94}	371.030 { 91}
Units	Cts/S	Cts/S	Cts/S
Avg	**3885.8**	**19200.**	**7088.7**
Stddev	4.8	178.	15.6
%RSD	.12443	.92679	.22054
#1	3888.4	19256.	7100.8
#2	3888.8	19343.	7071.0
#3	3880.2	19001.	7094.3

Sample Name: CCB Acquired: 1/22/2017 14:00:56 Type: QC
Method: BC011117(v8) Mode: CONC Corr. Factor: 1.000000
User: admin Custom ID1: Custom ID2: Custom ID3:
Comment:

Elem	Al3961	As1890	Ag3280	Ba2335	Be3130	Ca3181
Line	396.152 { 85}	189.042 {478}	328.068 {103}	233.527 {445}	313.042 {108}	318.128 {106}
IS Ref	(Y_3710)	(Y_2243)	(Y_3600)	(Y_2243)	(Y_3710)	(Y_3600)
Units	ppb	ppb	ppb	ppb	ppb	ppb
Avg	**6.598**	**.3641**	**-.3688**	**.4468**	**.1824**	**1.832**
Stddev	35.45	.8770	.2379	.4264	.3846	2.706
%RSD	537.2	240.8	64.51	95.44	210.9	147.8
#1	47.21	.2412	-.1915	.9155	.6259	4.490
#2	-9.281	-.4449	-.2757	.3431	-.0198	-.9206
#3	-18.13	1.296	-.6392	.0819	-.0589	1.926
Check ?	Chk Pass	Chk Pass	Chk Pass	Chk Pass	Chk Pass	Chk Pass
High Limit						
Low Limit						

Elem	Cd2265	Co2286	Cr2677	Cu3247	Fe2714	K_7664
Line	226.502 {449}	228.616 {447}	267.716 {126}	324.754 {104}	271.441 {124}	766.490 { 44}
IS Ref	(Y_2243)	(Y_2243)	(Y_3600)	(Y_3600)	(Y_3600)	(Y_3710)
Units	ppb	ppb	ppb	ppb	ppb	ppb
Avg	**.0482**	**.2855**	**-.1515**	**.6175**	**6.293**	**-2.446**
Stddev	.1487	.1320	.1148	.5651	2.797	95.22
%RSD	308.8	46.22	75.80	91.51	44.45	3893.
#1	.2191	.4112	-.0720	1.253	7.212	107.4
#2	-.0513	.2974	-.2832	.4267	8.515	-53.93
#3	-.0233	.1480	-.0993	.1725	3.152	-60.84
Check ?	Chk Pass	Chk Pass	Chk Pass	Chk Pass	Chk Pass	Chk Pass
High Limit						
Low Limit						

Elem	Mg2790	Mn2576	Na5895	Ni2316	Pb2203	Sb2068
Line	279.079 {121}	257.610 {131}	589.592 { 57}	231.604 {446}	220.353 {453}	206.833 {463}
IS Ref	(Y_3600)	(Y_3600)	(Y_3710)	(Y_2243)	(Y_2243)	(Y_2243)
Units	ppb	ppb	ppb	ppb	ppb	ppb
Avg	**-.9922**	**.1624**	**-8.731**	**-.1007**	**.8744**	**1.998**
Stddev	9.753	.1310	44.81	.3018	.7219	1.344
%RSD	982.9	80.68	513.2	299.8	82.56	67.27
#1	-4.287	.3131	39.05	-.1226	.7469	.6662
#2	9.981	.0978	-49.81	-.3909	1.652	1.974
#3	-8.671	.0761	-15.43	.2115	.2248	3.354
Check ?	Chk Pass	Chk Pass	Chk Pass	Chk Pass	Chk Pass	Chk Pass
High Limit						
Low Limit						

Sample Name: CCB Acquired: 1/22/2017 14:00:56 Type: QC
Method: BC011117(v8) Mode: CONC Corr. Factor: 1.000000
User: admin Custom ID1: Custom ID2: Custom ID3:
Comment:

Elem	Se196	Tl1908	V_2924	Zn2062	B_2089	Mo2020
Line	196.090 {472}	190.856 {477}	292.402 {115}	206.200 {463}	208.959 {461}	202.030 {467}
IS Ref	(Y_2243)	(Y_2243)	(Y_3600)	(Y_2243)	(Y_2243)	(Y_2243)
Units	ppb	ppb	ppb	ppb	ppb	ppb
Avg	**-.9174**	**5.350**	**-.1670**	**.0410**	**1.339**	**2.315**
Stddev	1.312	5.150	.0833	.2229	.578	.487
%RSD	143.1	96.28	49.88	543.0	43.18	21.02
#1	.2352	9.493	-.1951	.2906	1.997	1.778
#2	-2.346	6.973	-.2326	-.1383	1.112	2.438
#3	-.6416	-.4168	-.0733	-.0291	.9090	2.728
Check ?	Chk Pass	Chk Pass	Chk Pass	Chk Pass	Chk Pass	Chk Pass
High Limit						
Low Limit						

Elem	Sn1899	Sr4077	Ti3349	Si2881
Line	189.989 {477}	407.771 { 83}	334.941 {101}	288.158 {117}
IS Ref	(Y_2243)	(Y_3710)	(Y_3600)	(Y_2243)
Units	ppb	ppb	ppb	ppb
Avg	**.1826**	**.9082**	**1.014**	**-32.84**
Stddev	.1139	1.305	.077	20.99
%RSD	62.41	143.7	7.549	63.91
#1	.3137	2.414	.9691	-15.21
#2	.1078	.2128	1.103	-56.06
#3	.1262	.0978	.9712	-27.27
Check ?	Chk Pass	Chk Pass	Chk Pass	None
High Limit				
Low Limit				

Int. Std.	Y_2243	Y_3600	Y_3710
Line	224.306 {450}	360.073 { 94}	371.030 { 91}
Units	Cts/S	Cts/S	Cts/S
Avg	**4166.5**	**20179.**	**7188.4**
Stddev	12.1	296.	164.1
%RSD	.29129	1.4653	2.2834
#1	4155.8	20519.	7377.2
#2	4179.7	20034.	7079.6
#3	4164.1	19983.	7108.3

Sample Name: CCVL Acquired: 1/22/2017 14:04:48 Type: QC
Method: BC011117(v8) Mode: CONC Corr. Factor: 1.000000
User: admin Custom ID1: Custom ID2: Custom ID3:
Comment:

Elem	Al3961	As1890	Ag3280	Ba2335	Be3130	Ca3181
Line	396.152 { 85}	189.042 {478}	328.068 {103}	233.527 {445}	313.042 {108}	318.128 {106}
IS Ref	(Y_3710)	(Y_2243)	(Y_3600)	(Y_2243)	(Y_3710)	(Y_3600)
Units	ppb	ppb	ppb	ppb	ppb	ppb
Avg	**187.7**	**15.32**	**9.248**	**203.3**	**2.023**	**4906.**
Stddev	27.8	.26	.517	.2	.046	22.
%RSD	14.79	1.712	5.589	.0958	2.271	.4490
#1	217.6	15.50	9.728	203.5	2.067	4931.
#2	162.8	15.02	8.701	203.1	1.976	4898.
#3	182.5	15.45	9.315	203.3	2.026	4889.
Check ?	Chk Pass	Chk Pass	Chk Pass	Chk Pass	Chk Pass	Chk Pass
Value						
Range						

Elem	Cd2265	Co2286	Cr2677	Cu3247	Fe2714	K_7664
Line	226.502 {449}	228.616 {447}	267.716 {126}	324.754 {104}	271.441 {124}	766.490 { 44}
IS Ref	(Y_2243)	(Y_2243)	(Y_3600)	(Y_3600)	(Y_3600)	(Y_3710)
Units	ppb	ppb	ppb	ppb	ppb	ppb
Avg	**4.090**	**51.14**	**9.601**	**24.65**	**164.8**	**4578.**
Stddev	.123	.26	.277	.83	5.6	11.
%RSD	2.995	.5139	2.886	3.350	3.427	.2340
#1	3.986	50.88	9.330	23.82	165.7	4567.
#2	4.059	51.13	9.590	24.66	158.8	4589.
#3	4.225	51.40	9.884	25.47	170.0	4577.
Check ?	Chk Pass	Chk Pass	Chk Pass	Chk Pass	Chk Pass	Chk Pass
Value						
Range						

Elem	Mg2790	Mn2576	Na5895	Ni2316	Pb2203	Sb2068
Line	279.079 {121}	257.610 {131}	589.592 { 57}	231.604 {446}	220.353 {453}	206.833 {463}
IS Ref	(Y_3600)	(Y_3600)	(Y_3710)	(Y_2243)	(Y_2243)	(Y_2243)
Units	ppb	ppb	ppb	ppb	ppb	ppb
Avg	**4740.**	**15.80**	**4467.**	**40.86**	**11.09**	**18.68**
Stddev	48.	.34	21.	.24	.75	2.44
%RSD	1.020	2.181	.4712	.5824	6.763	13.06
#1	4707.	15.55	4465.	40.67	10.64	16.79
#2	4717.	15.65	4490.	40.80	10.67	21.43
#3	4795.	16.19	4448.	41.13	11.95	17.81
Check ?	Chk Pass	Chk Pass	Chk Pass	Chk Pass	Chk Pass	Chk Pass
Value						
Range						

Sample Name: CCVL Acquired: 1/22/2017 14:04:48 Type: QC
Method: BC011117(v8) Mode: CONC Corr. Factor: 1.000000
User: admin Custom ID1: Custom ID2: Custom ID3:
Comment:

Elem	Se196	Tl1908	V_2924	Zn2062	B_2089	Mo2020
Line	196.090 {472}	190.856 {477}	292.402 {115}	206.200 {463}	208.959 {461}	202.030 {467}
IS Ref	(Y_2243)	(Y_2243)	(Y_3600)	(Y_2243)	(Y_2243)	(Y_2243)
Units	ppb	ppb	ppb	ppb	ppb	ppb
Avg	**16.59**	**23.98**	**49.54**	**31.03**	**45.95**	**19.04**
Stddev	1.34	2.00	.87	.34	1.03	.67
%RSD	8.081	8.354	1.758	1.086	2.242	3.517
#1	15.34	26.30	48.99	30.94	45.30	18.55
#2	18.01	22.84	49.09	30.74	45.40	18.77
#3	16.42	22.81	50.55	31.40	47.13	19.81
Check ?	Chk Pass	Chk Pass	Chk Pass	Chk Pass	Chk Pass	Chk Pass
Value						
Range						

Elem	Sn1899	Sr4077	Ti3349	Si2881
Line	189.989 {477}	407.771 { 83}	334.941 {101}	288.158 {117}
IS Ref	(Y_2243)	(Y_3710)	(Y_3600)	(Y_2243)
Units	ppb	ppb	ppb	ppb
Avg	**48.58**	**19.53**	**20.14**	F **-17.06**
Stddev	.83	.19	.39	12.86
%RSD	1.715	.9949	1.925	75.40
#1	47.62	19.43	19.89	-2.491
#2	49.11	19.75	19.95	-26.85
#3	49.02	19.41	20.59	-21.84
Check ?	Chk Pass	Chk Pass	Chk Pass	Chk Fail
Value				200.0
Range				-30.50%

Int. Std.	Y_2243	Y_3600	Y_3710
Line	224.306 {450}	360.073 { 94}	371.030 { 91}
Units	Cts/S	Cts/S	Cts/S
Avg	**4186.3**	**20247.**	**7126.2**
Stddev	14.9	219.	130.0
%RSD	.35698	1.0838	1.8244
#1	4170.0	20000.	7054.3
#2	4189.4	20323.	7048.1
#3	4199.4	20419.	7276.3

Sample Name: mb 460-415738/1-a Acquired: 1/22/2017 14:08:38 Type: QC
Method: BC011117(v8) Mode: CONC Corr. Factor: 1.000000
User: admin Custom ID1: Custom ID2: Custom ID3:
Comment:

Elem	Al3961	As1890	Ag3280	Ba2335	Be3130	Ca3181
Line	396.152 { 85}	189.042 {478}	328.068 {103}	233.527 {445}	313.042 {108}	318.128 {106}
IS Ref	(Y_3710)	(Y_2243)	(Y_3600)	(Y_2243)	(Y_3710)	(Y_3600)
Units	ppb	ppb	ppb	ppb	ppb	ppb
Avg	**-20.63**	**.4289**	**-.1954**	**-.1004**	**-.0262**	**-4.469**
Stddev	7.51	1.154	.7517	.2468	.1657	6.732
%RSD	36.40	269.1	384.8	245.7	633.1	150.6
#1	-21.51	-.3945	-1.024	.0350	-.1284	-8.469
#2	-12.71	-.0671	.4429	-.3853	-.1151	3.303
#3	-27.65	1.748	-.0050	.0490	.1650	-8.241
Check ?	Chk Pass	Chk Pass	Chk Pass	Chk Pass	Chk Pass	Chk Pass
High Limit						
Low Limit						

Elem	Cd2265	Co2286	Cr2677	Cu3247	Fe2714	K_7664
Line	226.502 {449}	228.616 {447}	267.716 {126}	324.754 {104}	271.441 {124}	766.490 { 44}
IS Ref	(Y_2243)	(Y_2243)	(Y_3600)	(Y_3600)	(Y_3600)	(Y_3710)
Units	ppb	ppb	ppb	ppb	ppb	ppb
Avg	**-.0001**	**-.0921**	**.1193**	**-.0179**	**5.767**	**-11.05**
Stddev	.0855	.0061	.4780	.2696	11.16	55.81
%RSD	65190.	6.651	400.6	1507.	193.6	505.1
#1	-.0681	-.0884	.1887	.2379	13.23	-33.97
#2	-.0282	-.0991	-.3896	.0080	-7.068	-51.74
#3	.0958	-.0887	.5589	-.2995	11.14	52.57
Check ?	Chk Pass	Chk Pass	Chk Pass	Chk Pass	Chk Pass	Chk Pass
High Limit						
Low Limit						

Elem	Mg2790	Mn2576	Na5895	Ni2316	Pb2203	Sb2068
Line	279.079 {121}	257.610 {131}	589.592 { 57}	231.604 {446}	220.353 {453}	206.833 {463}
IS Ref	(Y_3600)	(Y_3600)	(Y_3710)	(Y_2243)	(Y_2243)	(Y_2243)
Units	ppb	ppb	ppb	ppb	ppb	ppb
Avg	**-4.597**	**-.0294**	**-39.40**	**.2867**	**1.293**	**.8560**
Stddev	3.764	.0461	21.70	1.030	.881	1.319
%RSD	81.87	156.6	55.08	359.1	68.16	154.1
#1	-.5651	-.0180	-23.25	-.8889	2.099	-.4450
#2	-8.018	.0098	-64.07	.7216	1.428	2.192
#3	-5.208	-.0801	-30.89	1.027	.3519	.8209
Check ?	Chk Pass	Chk Pass	Chk Pass	Chk Pass	Chk Pass	Chk Pass
High Limit						
Low Limit						

Sample Name: mb 460-415738/1-a Acquired: 1/22/2017 14:08:38 Type: QC
Method: BC011117(v8) Mode: CONC Corr. Factor: 1.000000
User: admin Custom ID1: Custom ID2: Custom ID3:
Comment:

Elem	Se196	Tl1908	V_2924	Zn2062	B_2089	Mo2020
Line	196.090 {472}	190.856 {477}	292.402 {115}	206.200 {463}	208.959 {461}	202.030 {467}
IS Ref	(Y_2243)	(Y_2243)	(Y_3600)	(Y_2243)	(Y_2243)	(Y_2243)
Units	ppb	ppb	ppb	ppb	ppb	ppb
Avg	**-2.634**	**2.297**	**-.2201**	**-.1134**	**.2480**	**-.2539**
Stddev	3.077	1.370	.3658	.0573	.3363	.2723
%RSD	116.8	59.65	166.2	50.59	135.6	107.3
#1	-3.036	.7416	-.2160	-.0475	.5556	-.5674
#2	.6243	3.325	.1437	-.1525	.2996	-.1172
#3	-5.490	2.824	-.5880	-.1401	-.1112	-.0769
Check ?	Chk Pass	Chk Pass	Chk Pass	Chk Pass	Chk Pass	Chk Pass
High Limit						
Low Limit						

Elem	Sn1899	Sr4077	Ti3349	Si2881
Line	189.989 {477}	407.771 { 83}	334.941 {101}	288.158 {117}
IS Ref	(Y_2243)	(Y_3710)	(Y_3600)	(Y_2243)
Units	ppb	ppb	ppb	ppb
Avg	**-.4584**	**.0334**	**-.0048**	**-15.28**
Stddev	.5090	.0702	.1623	9.07
%RSD	111.0	210.2	3351.	59.37
#1	-.8643	-.0027	-.1846	-9.396
#2	.1127	.1142	.0392	-25.72
#3	-.6237	-.0114	.1309	-10.71
Check ?	Chk Pass	Chk Pass	Chk Pass	None
High Limit				
Low Limit				

Int. Std.	Y_2243	Y_3600	Y_3710
Line	224.306 {450}	360.073 { 94}	371.030 { 91}
Units	Cts/S	Cts/S	Cts/S
Avg	**4164.2**	**20347.**	**7251.2**
Stddev	3.1	122.	88.2
%RSD	.07355	.60067	1.2158
#1	4163.2	20455.	7295.4
#2	4161.9	20214.	7149.6
#3	4167.7	20372.	7308.4

Sample Name: 460-126967-d-3-c@5 Acquired: 1/22/2017 14:12:31 Type: Unk
Method: BC011117(v8) Mode: CONC Corr. Factor: 1.000000
User: admin Custom ID1: Custom ID2: Custom ID3:
Comment:

Elem	Al3961	As1890	Ag3280	Ba2335	Be3130	Ca3181
Line	396.152 { 85}	189.042 {478}	328.068 {103}	233.527 {445}	313.042 {108}	318.128 {106}
IS Ref	(Y_3710)	(Y_2243)	(Y_3600)	(Y_2243)	(Y_3710)	(Y_3600)
Units	ppb	ppb	ppb	ppb	ppb	ppb
Avg	**8.706**	**1.381**	**-2.109**	**79.93**	**.0848**	**69710.**
Stddev	16.58	1.428	.248	.23	.0343	640.
%RSD	190.5	103.4	11.77	.2828	40.51	.9175
#1	-8.761	-.2497	-2.062	79.96	.0462	68970.
#2	24.24	2.408	-1.887	79.70	.1121	70110.
#3	10.64	1.983	-2.377	80.15	.0960	70040.
Check ?	Chk Pass	Chk Pass	Chk Pass	Chk Pass	Chk Pass	Chk Pass
High Limit						
Low Limit						

Elem	Cd2265	Co2286	Cr2677	Cu3247	Fe2714	K_7664
Line	226.502 {449}	228.616 {447}	267.716 {126}	324.754 {104}	271.441 {124}	766.490 { 44}
IS Ref	(Y_2243)	(Y_2243)	(Y_3600)	(Y_3600)	(Y_3600)	(Y_3710)
Units	ppb	ppb	ppb	ppb	ppb	ppb
Avg	**-1.401**	**2.111**	**-1.436**	**-2.272**	**148400.**	**10480.**
Stddev	.099	.103	.304	.208	978.	126.
%RSD	7.057	4.882	21.18	9.142	.6593	1.204
#1	-1.290	2.139	-1.377	-2.456	147300.	10360.
#2	-1.434	1.996	-1.765	-2.313	149000.	10610.
#3	-1.480	2.197	-1.165	-2.047	148900.	10480.
Check ?	Chk Pass	Chk Pass	Chk Pass	Chk Pass	Chk Pass	Chk Pass
High Limit						
Low Limit						

Elem	Mg2790	Mn2576	Na5895	Ni2316	Pb2203	Sb2068
Line	279.079 {121}	257.610 {131}	589.592 { 57}	231.604 {446}	220.353 {453}	206.833 {463}
IS Ref	(Y_3600)	(Y_3600)	(Y_3710)	(Y_2243)	(Y_2243)	(Y_2243)
Units	ppb	ppb	ppb	ppb	ppb	ppb
Avg	**12070.**	**3137.**	F **336200.**	**-.2998**	**-3.236**	**-2.088**
Stddev	108.	17.	603.	.0712	1.109	.833
%RSD	.8980	.5450	.1794	23.75	34.27	39.86
#1	11940.	3118.	336600.	-.3756	-3.470	-2.505
#2	12140.	3144.	336600.	-.2342	-2.029	-2.630
#3	12120.	3150.	335500.	-.2897	-4.210	-1.130
Check ?	Chk Pass	Chk Pass	Chk Fail	Chk Pass	Chk Pass	Chk Pass
High Limit			250000.			
Low Limit			-5000.			

Sample Name: 460-126967-d-3-c@5 Acquired: 1/22/2017 14:12:31 Type: Unk
Method: BC011117(v8) Mode: CONC Corr. Factor: 1.000000
User: admin Custom ID1: Custom ID2: Custom ID3:
Comment:

Elem	Se196	Tl1908	V_2924	Zn2062	B_2089	Mo2020
Line	196.090 {472}	190.856 {477}	292.402 {115}	206.200 {463}	208.959 {461}	202.030 {467}
IS Ref	(Y_2243)	(Y_2243)	(Y_3600)	(Y_2243)	(Y_2243)	(Y_2243)
Units	ppb	ppb	ppb	ppb	ppb	ppb
Avg	**-2.653**	**6.945**	**1.378**	**32.72**	**72.92**	**.1073**
Stddev	1.650	1.819	.099	.47	1.44	.1939
%RSD	62.19	26.19	7.206	1.432	1.981	180.8
#1	-2.780	5.020	1.474	32.41	73.36	-.0986
#2	-.9432	7.181	1.386	32.50	71.31	.1339
#3	-4.236	8.634	1.275	33.26	74.09	.2865
Check ?	Chk Pass	Chk Pass	Chk Pass	Chk Pass	Chk Pass	Chk Pass
High Limit						
Low Limit						

Elem	Sn1899	Sr4077	Ti3349	Si2881
Line	189.989 {477}	407.771 { 83}	334.941 {101}	288.158 {117}
IS Ref	(Y_2243)	(Y_3710)	(Y_3600)	(Y_2243)
Units	ppb	ppb	ppb	ppb
Avg	**-.9234**	**462.3**	**-2.146**	**137.4**
Stddev	.2816	1.6	.099	14.2
%RSD	30.50	.3483	4.607	10.34
#1	-.9596	463.9	-2.203	140.2
#2	-1.185	460.7	-2.032	150.0
#3	-.6254	462.2	-2.203	122.0
Check ?	Chk Pass	Chk Pass	Chk Pass	Chk Pass
High Limit				
Low Limit				

Int. Std.	Y_2243	Y_3600	Y_3710
Line	224.306 {450}	360.073 { 94}	371.030 { 91}
Units	Cts/S	Cts/S	Cts/S
Avg	**3946.4**	**19137.**	**7040.7**
Stddev	14.3	163.	119.3
%RSD	.36190	.85076	1.6946
#1	3930.0	19324.	7155.1
#2	3954.3	19031.	6917.0
#3	3955.1	19055.	7049.8

Sample Name: 460-126967-d-5-c@5 Acquired: 1/22/2017 14:16:26 Type: Unk
Method: BC011117(v8) Mode: CONC Corr. Factor: 1.000000
User: admin Custom ID1: Custom ID2: Custom ID3:
Comment:

Elem	Al3961	As1890	Ag3280	Ba2335	Be3130	Ca3181
Line	396.152 { 85}	189.042 {478}	328.068 {103}	233.527 {445}	313.042 {108}	318.128 {106}
IS Ref	(Y_3710)	(Y_2243)	(Y_3600)	(Y_2243)	(Y_3710)	(Y_3600)
Units	ppb	ppb	ppb	ppb	ppb	ppb
Avg	**5.592**	**-2.006**	**-1.216**	**43.34**	**.0303**	**19770.**
Stddev	11.34	1.454	.423	.22	.0688	49.
%RSD	202.9	72.50	34.82	.5037	227.4	.2461
#1	15.35	-3.566	-1.211	43.10	.0795	19720.
#2	8.286	-1.765	-1.642	43.37	-.0484	19810.
#3	-6.858	-.6875	-.7950	43.53	.0596	19770.
Check ?	Chk Pass	Chk Pass	Chk Pass	Chk Pass	Chk Pass	Chk Pass
High Limit						
Low Limit						

Elem	Cd2265	Co2286	Cr2677	Cu3247	Fe2714	K_7664
Line	226.502 {449}	228.616 {447}	267.716 {126}	324.754 {104}	271.441 {124}	766.490 { 44}
IS Ref	(Y_2243)	(Y_2243)	(Y_3600)	(Y_3600)	(Y_3600)	(Y_3710)
Units	ppb	ppb	ppb	ppb	ppb	ppb
Avg	**-.3533**	**-.4365**	**-.1254**	**-.2285**	**48180.**	**4777.**
Stddev	.1423	.0860	.4866	.1666	79.	30.
%RSD	40.30	19.71	387.9	72.94	.1634	.6383
#1	-.3038	-.3372	-.3600	-.0849	48090.	4744.
#2	-.5137	-.4881	-.4503	-.1893	48200.	4783.
#3	-.2422	-.4843	.4340	-.4112	48240.	4804.
Check ?	Chk Pass	Chk Pass	Chk Pass	Chk Pass	Chk Pass	Chk Pass
High Limit						
Low Limit						

Elem	Mg2790	Mn2576	Na5895	Ni2316	Pb2203	Sb2068
Line	279.079 {121}	257.610 {131}	589.592 { 57}	231.604 {446}	220.353 {453}	206.833 {463}
IS Ref	(Y_3600)	(Y_3600)	(Y_3710)	(Y_2243)	(Y_2243)	(Y_2243)
Units	ppb	ppb	ppb	ppb	ppb	ppb
Avg	**2703.**	**1218.**	**47490.**	**-.0710**	**-.5483**	**-.3505**
Stddev	34.	2.	124.	.3385	.3776	.8879
%RSD	1.270	.1544	.2600	476.8	68.86	253.3
#1	2674.	1215.	47420.	.1372	-.2420	-1.136
#2	2695.	1219.	47630.	.1114	-.9701	.6126
#3	2741.	1219.	47420.	-.4616	-.4329	-.5279
Check ?	Chk Pass	Chk Pass	Chk Pass	Chk Pass	Chk Pass	Chk Pass
High Limit						
Low Limit						

Sample Name: 460-126967-d-5-c@5 Acquired: 1/22/2017 14:16:26 Type: Unk
Method: BC011117(v8) Mode: CONC Corr. Factor: 1.000000
User: admin Custom ID1: Custom ID2: Custom ID3:
Comment:

Elem	Se196	Tl1908	V_2924	Zn2062	B_2089	Mo2020
Line	196.090 {472}	190.856 {477}	292.402 {115}	206.200 {463}	208.959 {461}	202.030 {467}
IS Ref	(Y_2243)	(Y_2243)	(Y_3600)	(Y_2243)	(Y_2243)	(Y_2243)
Units	ppb	ppb	ppb	ppb	ppb	ppb
Avg	**-4.005**	**5.304**	**.2292**	**83.31**	**33.68**	**-.1590**
Stddev	1.326	.173	.1226	.88	.79	.5040
%RSD	33.12	3.263	53.47	1.060	2.359	317.1
#1	-3.089	5.484	.1109	82.36	32.79	-.6348
#2	-3.399	5.138	.2211	83.45	33.90	-.2113
#3	-5.526	5.289	.3556	84.11	34.34	.3692
Check ?	Chk Pass	Chk Pass	Chk Pass	Chk Pass	Chk Pass	Chk Pass
High Limit						
Low Limit						

Elem	Sn1899	Sr4077	Ti3349	Si2881
Line	189.989 {477}	407.771 { 83}	334.941 {101}	288.158 {117}
IS Ref	(Y_2243)	(Y_3710)	(Y_3600)	(Y_2243)
Units	ppb	ppb	ppb	ppb
Avg	**-.2594**	**117.3**	**-.6546**	**51.11**
Stddev	1.288	.4	.0925	6.32
%RSD	496.5	.3034	14.13	12.36
#1	-1.580	117.1	-.5934	57.76
#2	.9930	117.7	-.7610	45.18
#3	-.1910	117.1	-.6094	50.39
Check ?	Chk Pass	Chk Pass	Chk Pass	Chk Pass
High Limit				
Low Limit				

Int. Std.	Y_2243	Y_3600	Y_3710
Line	224.306 {450}	360.073 { 94}	371.030 { 91}
Units	Cts/S	Cts/S	Cts/S
Avg	**4163.7**	**20414.**	**7398.0**
Stddev	13.5	86.	46.1
%RSD	.32430	.42010	.62365
#1	4148.1	20401.	7379.3
#2	4170.9	20335.	7364.0
#3	4172.0	20505.	7450.5

Sample Name: 460-126967-d-7-c@5 Acquired: 1/22/2017 14:20:13 Type: Unk
Method: BC011117(v8) Mode: CONC Corr. Factor: 1.000000
User: admin Custom ID1: Custom ID2: Custom ID3:
Comment:

Elem	Al3961	As1890	Ag3280	Ba2335	Be3130	Ca3181
Line	396.152 { 85}	189.042 {478}	328.068 {103}	233.527 {445}	313.042 {108}	318.128 {106}
IS Ref	(Y_3710)	(Y_2243)	(Y_3600)	(Y_2243)	(Y_3710)	(Y_3600)
Units	ppb	ppb	ppb	ppb	ppb	ppb
Avg	**9.398**	**8.015**	**-3.042**	**78.38**	**-.0531**	**96400.**
Stddev	3.326	1.085	1.168	.46	.1199	1004.
%RSD	35.39	13.53	38.38	.5915	225.8	1.041
#1	10.99	9.073	-3.205	77.85	.0571	95590.
#2	5.574	8.067	-1.802	78.60	-.0355	96080.
#3	11.63	6.905	-4.120	78.70	-.1809	97520.
Check ?	Chk Pass	Chk Pass	Chk Pass	Chk Pass	Chk Pass	Chk Pass
High Limit						
Low Limit						

Elem	Cd2265	Co2286	Cr2677	Cu3247	Fe2714	K_7664
Line	226.502 {449}	228.616 {447}	267.716 {126}	324.754 {104}	271.441 {124}	766.490 { 44}
IS Ref	(Y_2243)	(Y_2243)	(Y_3600)	(Y_3600)	(Y_3600)	(Y_3710)
Units	ppb	ppb	ppb	ppb	ppb	ppb
Avg	**-1.859**	**.1353**	**-1.438**	**-3.107**	**195100.**	**10070.**
Stddev	.238	.1469	.143	.508	1385.	70.
%RSD	12.82	108.6	9.915	16.35	.7100	.6973
#1	-1.669	.0977	-1.345	-2.566	194000.	9993.
#2	-1.782	.0109	-1.367	-3.181	194700.	10130.
#3	-2.127	.2974	-1.602	-3.574	196700.	10090.
Check ?	Chk Pass	Chk Pass	Chk Pass	Chk Pass	Chk Pass	Chk Pass
High Limit						
Low Limit						

Elem	Mg2790	Mn2576	Na5895	Ni2316	Pb2203	Sb2068
Line	279.079 {121}	257.610 {131}	589.592 { 57}	231.604 {446}	220.353 {453}	206.833 {463}
IS Ref	(Y_3600)	(Y_3600)	(Y_3710)	(Y_2243)	(Y_2243)	(Y_2243)
Units	ppb	ppb	ppb	ppb	ppb	ppb
Avg	**16310.**	**4129.**	F **333300.**	**-1.546**	**-2.694**	**-.8913**
Stddev	167.	26.	2905.	.719	1.117	2.280
%RSD	1.025	.6188	.8716	46.53	41.46	255.8
#1	16180.	4112.	336600.	-2.053	-1.722	1.178
#2	16250.	4117.	332100.	-1.863	-3.915	-.5167
#3	16500.	4159.	331200.	-.7227	-2.446	-3.336
Check ?	Chk Pass	Chk Pass	Chk Fail	Chk Pass	Chk Pass	Chk Pass
High Limit			250000.			
Low Limit			-5000.			

Sample Name: 460-126967-d-7-c@5 Acquired: 1/22/2017 14:20:13 Type: Unk
Method: BC011117(v8) Mode: CONC Corr. Factor: 1.000000
User: admin Custom ID1: Custom ID2: Custom ID3:
Comment:

Elem	Se196	Tl1908	V_2924	Zn2062	B_2089	Mo2020
Line	196.090 {472}	190.856 {477}	292.402 {115}	206.200 {463}	208.959 {461}	202.030 {467}
IS Ref	(Y_2243)	(Y_2243)	(Y_3600)	(Y_2243)	(Y_2243)	(Y_2243)
Units	ppb	ppb	ppb	ppb	ppb	ppb
Avg	**-5.523**	**6.473**	**1.819**	**1425.**	**110.9**	**.4137**
Stddev	4.456	2.201	.428	11.	2.4	.3627
%RSD	80.69	34.01	23.55	.7513	2.184	87.66
#1	-2.240	4.347	2.311	1413.	109.6	.7812
#2	-10.60	8.743	1.616	1434.	113.7	.4039
#3	-3.733	6.330	1.530	1426.	109.5	.0561
Check ?	Chk Pass	Chk Pass	Chk Pass	Chk Pass	Chk Pass	Chk Pass
High Limit						
Low Limit						

Elem	Sn1899	Sr4077	Ti3349	Si2881
Line	189.989 {477}	407.771 { 83}	334.941 {101}	288.158 {117}
IS Ref	(Y_2243)	(Y_3710)	(Y_3600)	(Y_2243)
Units	ppb	ppb	ppb	ppb
Avg	**-1.167**	**625.7**	**-3.374**	**86.42**
Stddev	.567	3.0	.230	13.58
%RSD	48.57	.4786	6.818	15.71
#1	-.9557	625.0	-3.553	91.68
#2	-1.809	629.0	-3.454	71.00
#3	-.7365	623.1	-3.114	96.58
Check ?	Chk Pass	Chk Pass	Chk Pass	Chk Pass
High Limit				
Low Limit				

Int. Std.	Y_2243	Y_3600	Y_3710
Line	224.306 {450}	360.073 { 94}	371.030 { 91}
Units	Cts/S	Cts/S	Cts/S
Avg	**3968.9**	**19231.**	**7158.1**
Stddev	19.5	216.	123.9
%RSD	.49180	1.1225	1.7315
#1	3990.4	19372.	7208.9
#2	3952.2	19338.	7248.6
#3	3964.1	18982.	7016.9

Sample Name: lb 460-415340/1-g@5 Acquired: 1/22/2017 14:24:06 Type: Unk
Method: BC011117(v8) Mode: CONC Corr. Factor: 1.000000
User: admin Custom ID1: Custom ID2: Custom ID3:
Comment:

Elem	Al3961	As1890	Ag3280	Ba2335	Be3130	Ca3181
Line	396.152 { 85}	189.042 {478}	328.068 {103}	233.527 {445}	313.042 {108}	318.128 {106}
IS Ref	(Y_3710)	(Y_2243)	(Y_3600)	(Y_2243)	(Y_3710)	(Y_3600)
Units	ppb	ppb	ppb	ppb	ppb	ppb
Avg	**6.561**	**.0746**	**-.9764**	**-.1111**	**.0270**	**19.21**
Stddev	8.661	2.625	.1860	.1441	.0776	22.62
%RSD	132.0	3520.	19.05	129.7	286.9	117.7
#1	-3.242	-2.870	-1.077	-.1245	-.0621	45.32
#2	13.18	2.171	-1.090	.0393	.0793	5.269
#3	9.746	.9223	-.7618	-.2480	.0639	7.057
Check ?	Chk Pass	Chk Pass	Chk Pass	Chk Pass	Chk Pass	Chk Pass
High Limit						
Low Limit						

Elem	Cd2265	Co2286	Cr2677	Cu3247	Fe2714	K_7664
Line	226.502 {449}	228.616 {447}	267.716 {126}	324.754 {104}	271.441 {124}	766.490 { 44}
IS Ref	(Y_2243)	(Y_2243)	(Y_3600)	(Y_3600)	(Y_3600)	(Y_3710)
Units	ppb	ppb	ppb	ppb	ppb	ppb
Avg	**.0662**	**.1823**	**-.0106**	**.6983**	**45.10**	**497.5**
Stddev	.0160	.2405	.0255	.3044	42.72	41.6
%RSD	24.23	132.0	240.9	43.59	94.71	8.371
#1	.0654	.0158	-.0274	1.046	94.14	449.5
#2	.0827	.0729	.0187	.4804	25.22	518.3
#3	.0506	.4581	-.0231	.5684	15.95	524.5
Check ?	Chk Pass	Chk Pass	Chk Pass	Chk Pass	Chk Pass	Chk Pass
High Limit						
Low Limit						

Elem	Mg2790	Mn2576	Na5895	Ni2316	Pb2203	Sb2068
Line	279.079 {121}	257.610 {131}	589.592 { 57}	231.604 {446}	220.353 {453}	206.833 {463}
IS Ref	(Y_3600)	(Y_3600)	(Y_3710)	(Y_2243)	(Y_2243)	(Y_2243)
Units	ppb	ppb	ppb	ppb	ppb	ppb
Avg	**-3.691**	**.7593**	**-8.687**	**-.3298**	**.0137**	**1.460**
Stddev	1.581	.8890	30.37	.6928	1.476	1.481
%RSD	42.83	117.1	349.6	210.1	10780.	101.5
#1	-4.287	1.785	18.51	-.5936	1.064	-.0095
#2	-1.899	.2693	-3.104	.4561	-1.674	1.437
#3	-4.887	.2230	-41.46	-.8519	.6512	2.953
Check ?	Chk Pass	Chk Pass	Chk Pass	Chk Pass	Chk Pass	Chk Pass
High Limit						
Low Limit						

Sample Name: lb 460-415340/1-g@5 Acquired: 1/22/2017 14:24:06 Type: Unk
Method: BC011117(v8) Mode: CONC Corr. Factor: 1.000000
User: admin Custom ID1: Custom ID2: Custom ID3:
Comment:

Elem	Se196	Tl1908	V_2924	Zn2062	B_2089	Mo2020
Line	196.090 {472}	190.856 {477}	292.402 {115}	206.200 {463}	208.959 {461}	202.030 {467}
IS Ref	(Y_2243)	(Y_2243)	(Y_3600)	(Y_2243)	(Y_2243)	(Y_2243)
Units	ppb	ppb	ppb	ppb	ppb	ppb
Avg	**-3.355**	**2.529**	**-.0396**	**.3195**	**1.116**	**-.0696**
Stddev	2.259	1.996	.4765	.0668	.301	.1637
%RSD	67.33	78.91	1202.	20.89	26.99	235.3
#1	-3.673	2.201	-.5641	.3315	1.349	.0313
#2	-5.438	4.669	.3668	.3795	.7758	-.2585
#3	-.9538	.7179	.0784	.2476	1.223	.0185
Check ?	Chk Pass	Chk Pass	Chk Pass	Chk Pass	Chk Pass	Chk Pass
High Limit						
Low Limit						

Elem	Sn1899	Sr4077	Ti3349	Si2881
Line	189.989 {477}	407.771 { 83}	334.941 {101}	288.158 {117}
IS Ref	(Y_2243)	(Y_3710)	(Y_3600)	(Y_2243)
Units	ppb	ppb	ppb	ppb
Avg	**-.1039**	**.0093**	**.0528**	**-16.97**
Stddev	.6334	.3258	.2222	7.42
%RSD	609.8	3509.	420.4	43.71
#1	.6240	.3802	-.1191	-16.62
#2	-.4060	-.2304	.3037	-24.57
#3	-.5295	-.1219	-.0260	-9.741
Check ?	Chk Pass	Chk Pass	Chk Pass	Chk Pass
High Limit				
Low Limit				

Int. Std.	Y_2243	Y_3600	Y_3710
Line	224.306 {450}	360.073 { 94}	371.030 { 91}
Units	Cts/S	Cts/S	Cts/S
Avg	**4187.0**	**20500.**	**7143.0**
Stddev	13.7	262.	33.5
%RSD	.32666	1.2768	.46851
#1	4172.7	20198.	7149.9
#2	4188.4	20657.	7172.4
#3	4199.9	20645.	7106.6

Sample Name: 460-126912-a-2-c@5 Acquired: 1/22/2017 14:27:58 Type: Unk
Method: BC011117(v8) Mode: CONC Corr. Factor: 1.000000
User: admin Custom ID1: Custom ID2: Custom ID3:
Comment:

Elem	Al3961	As1890	Ag3280	Ba2335	Be3130	Ca3181
Line	396.152 { 85}	189.042 {478}	328.068 {103}	233.527 {445}	313.042 {108}	318.128 {106}
IS Ref	(Y_3710)	(Y_2243)	(Y_3600)	(Y_2243)	(Y_3710)	(Y_3600)
Units	ppb	ppb	ppb	ppb	ppb	ppb
Avg	**390.9**	**3.334**	**-.4975**	**26.62**	**.0464**	**29390.**
Stddev	6.3	2.505	1.072	.20	.0260	152.
%RSD	1.619	75.14	215.5	.7561	56.03	.5163
#1	393.3	2.103	.6072	26.72	.0431	29220.
#2	395.6	6.217	-.5658	26.75	.0738	29420.
#3	383.7	1.682	-1.534	26.39	.0222	29520.
Check ?	Chk Pass	Chk Pass	Chk Pass	Chk Pass	Chk Pass	Chk Pass
High Limit						
Low Limit						

Elem	Cd2265	Co2286	Cr2677	Cu3247	Fe2714	K_7664
Line	226.502 {449}	228.616 {447}	267.716 {126}	324.754 {104}	271.441 {124}	766.490 { 44}
IS Ref	(Y_2243)	(Y_2243)	(Y_3600)	(Y_3600)	(Y_3600)	(Y_3710)
Units	ppb	ppb	ppb	ppb	ppb	ppb
Avg	**19.12**	**7.410**	**204.0**	**23.08**	**16410.**	**830.4**
Stddev	.09	.195	.5	.69	201.	51.9
%RSD	.4938	2.634	.2487	2.996	1.222	6.247
#1	19.18	7.193	203.8	22.79	16180.	782.2
#2	19.17	7.571	203.6	23.87	16500.	823.6
#3	19.01	7.467	204.5	22.58	16540.	885.3
Check ?	Chk Pass	Chk Pass	Chk Pass	Chk Pass	Chk Pass	Chk Pass
High Limit						
Low Limit						

Elem	Mg2790	Mn2576	Na5895	Ni2316	Pb2203	Sb2068
Line	279.079 {121}	257.610 {131}	589.592 { 57}	231.604 {446}	220.353 {453}	206.833 {463}
IS Ref	(Y_3600)	(Y_3600)	(Y_3710)	(Y_2243)	(Y_2243)	(Y_2243)
Units	ppb	ppb	ppb	ppb	ppb	ppb
Avg	**1815.**	**621.7**	F **313600.**	**98.47**	**9578.**	**9.976**
Stddev	31.	2.7	1194.	.93	41.	.554
%RSD	1.734	.4398	.3809	.9451	.4232	5.555
#1	1779.	618.7	314600.	97.40	9583.	9.786
#2	1828.	622.2	313800.	99.12	9616.	9.543
#3	1838.	624.1	312300.	98.89	9535.	10.60
Check ?	Chk Pass	Chk Pass	Chk Fail	Chk Pass	Chk Pass	Chk Pass
High Limit			250000.			
Low Limit			-5000.			

Sample Name: 460-126912-a-2-c@5 Acquired: 1/22/2017 14:27:58 Type: Unk
Method: BC011117(v8) Mode: CONC Corr. Factor: 1.000000
User: admin Custom ID1: Custom ID2: Custom ID3:
Comment:

Elem	Se196	Tl1908	V_2924	Zn2062	B_2089	Mo2020
Line	196.090 {472}	190.856 {477}	292.402 {115}	206.200 {463}	208.959 {461}	202.030 {467}
IS Ref	(Y_2243)	(Y_2243)	(Y_3600)	(Y_2243)	(Y_2243)	(Y_2243)
Units	ppb	ppb	ppb	ppb	ppb	ppb
Avg	**13.35**	**4.328**	**.0041**	**1583.**	**49.67**	**6.015**
Stddev	.31	2.555	.4755	7.	1.27	.044
%RSD	2.340	59.03	11470.	.4135	2.551	.7391
#1	13.22	6.630	.3105	1579.	48.36	6.065
#2	13.12	4.775	.2456	1590.	49.75	5.980
#3	13.70	1.579	-.5437	1579.	50.89	6.001
Check ?	Chk Pass	Chk Pass	Chk Pass	Chk Pass	Chk Pass	Chk Pass
High Limit						
Low Limit						

Elem	Sn1899	Sr4077	Ti3349	Si2881
Line	189.989 {477}	407.771 { 83}	334.941 {101}	288.158 {117}
IS Ref	(Y_2243)	(Y_3710)	(Y_3600)	(Y_2243)
Units	ppb	ppb	ppb	ppb
Avg	**.8090**	**70.17**	**1.448**	**688.3**
Stddev	.7548	.39	.231	11.0
%RSD	93.31	.5530	15.92	1.594
#1	-.0242	70.30	1.182	683.1
#2	1.447	70.48	1.578	700.9
#3	1.004	69.73	1.584	680.9
Check ?	Chk Pass	Chk Pass	Chk Pass	Chk Pass
High Limit				
Low Limit				

Int. Std.	Y_2243	Y_3600	Y_3710
Line	224.306 {450}	360.073 { 94}	371.030 { 91}
Units	Cts/S	Cts/S	Cts/S
Avg	**4026.4**	**19366.**	**7097.6**
Stddev	28.1	43.	71.8
%RSD	.69672	.22115	1.0121
#1	4030.3	19414.	7154.8
#2	3996.6	19333.	7121.1
#3	4052.3	19351.	7017.0

Sample Name: 460-127038-f-1-c@5 Acquired: 1/22/2017 14:31:44 Type: Unk
Method: BC011117(v8) Mode: CONC Corr. Factor: 1.000000
User: admin Custom ID1: Custom ID2: Custom ID3:
Comment:

Elem	Al3961	As1890	Ag3280	Ba2335	Be3130	Ca3181
Line	396.152 { 85}	189.042 {478}	328.068 {103}	233.527 {445}	313.042 {108}	318.128 {106}
IS Ref	(Y_3710)	(Y_2243)	(Y_3600)	(Y_2243)	(Y_3710)	(Y_3600)
Units	ppb	ppb	ppb	ppb	ppb	ppb
Avg	**76.17**	**.5434**	**-.2087**	**110.5**	**.1063**	**38030.**
Stddev	23.93	.4444	.5300	.3	.0247	257.
%RSD	31.41	81.78	253.9	.3101	23.25	.6759
#1	49.83	1.049	-.4561	110.5	.1347	38010.
#2	82.11	.3643	.3997	110.8	.0942	37780.
#3	96.57	.2165	-.5699	110.1	.0899	38290.
Check ?	Chk Pass	Chk Pass	Chk Pass	Chk Pass	Chk Pass	Chk Pass
High Limit						
Low Limit						

Elem	Cd2265	Co2286	Cr2677	Cu3247	Fe2714	K_7664
Line	226.502 {449}	228.616 {447}	267.716 {126}	324.754 {104}	271.441 {124}	766.490 { 44}
IS Ref	(Y_2243)	(Y_2243)	(Y_3600)	(Y_3600)	(Y_3600)	(Y_3710)
Units	ppb	ppb	ppb	ppb	ppb	ppb
Avg	**.1384**	**1.955**	**.1464**	**4.166**	**37.30**	**1090.**
Stddev	.0498	.189	.3587	.480	11.07	22.
%RSD	36.01	9.663	245.1	11.53	29.69	2.056
#1	.1500	1.808	.3460	3.618	45.44	1068.
#2	.1814	1.889	.3608	4.512	24.69	1089.
#3	.0838	2.168	-.2677	4.369	41.77	1113.
Check ?	Chk Pass	Chk Pass	Chk Pass	Chk Pass	Chk Pass	Chk Pass
High Limit						
Low Limit						

Elem	Mg2790	Mn2576	Na5895	Ni2316	Pb2203	Sb2068
Line	279.079 {121}	257.610 {131}	589.592 { 57}	231.604 {446}	220.353 {453}	206.833 {463}
IS Ref	(Y_3600)	(Y_3600)	(Y_3710)	(Y_2243)	(Y_2243)	(Y_2243)
Units	ppb	ppb	ppb	ppb	ppb	ppb
Avg	**2391.**	**517.1**	F **292000.**	**8.164**	**3.679**	**1.440**
Stddev	59.	1.5	528.	.144	.237	1.455
%RSD	2.478	.2841	.1807	1.762	6.442	101.1
#1	2327.	517.1	292500.	8.259	3.854	2.355
#2	2402.	515.7	292200.	7.999	3.774	-.2381
#3	2444.	518.6	291500.	8.235	3.410	2.203
Check ?	Chk Pass	Chk Pass	Chk Fail	Chk Pass	Chk Pass	Chk Pass
High Limit			250000.			
Low Limit			-5000.			

Sample Name: 460-127038-f-1-c@5 Acquired: 1/22/2017 14:31:44 Type: Unk
Method: BC011117(v8) Mode: CONC Corr. Factor: 1.000000
User: admin Custom ID1: Custom ID2: Custom ID3:
Comment:

Elem	Se196	Tl1908	V_2924	Zn2062	B_2089	Mo2020
Line	196.090 {472}	190.856 {477}	292.402 {115}	206.200 {463}	208.959 {461}	202.030 {467}
IS Ref	(Y_2243)	(Y_2243)	(Y_3600)	(Y_2243)	(Y_2243)	(Y_2243)
Units	ppb	ppb	ppb	ppb	ppb	ppb
Avg	**-.3508**	**3.243**	**-.1012**	**28.16**	**21.13**	**-.2003**
Stddev	2.721	2.282	.4505	.42	.91	.1408
%RSD	775.7	70.36	445.1	1.495	4.313	70.28
#1	-2.175	.6087	.4169	28.13	20.11	-.2433
#2	2.777	4.612	-.4006	27.76	21.88	-.3145
#3	-1.654	4.508	-.3199	28.60	21.39	-.0430
Check ?	Chk Pass	Chk Pass	Chk Pass	Chk Pass	Chk Pass	Chk Pass
High Limit						
Low Limit						

Elem	Sn1899	Sr4077	Ti3349	Si2881
Line	189.989 {477}	407.771 { 83}	334.941 {101}	288.158 {117}
IS Ref	(Y_2243)	(Y_3710)	(Y_3600)	(Y_2243)
Units	ppb	ppb	ppb	ppb
Avg	**.3476**	**126.7**	**2.128**	**1771.**
Stddev	.8576	1.2	.078	38.
%RSD	246.7	.9743	3.659	2.148
#1	1.277	125.6	2.040	1742.
#2	.1779	126.5	2.188	1814.
#3	-.4125	128.0	2.156	1756.
Check ?	Chk Pass	Chk Pass	Chk Pass	Chk Pass
High Limit				
Low Limit				

Int. Std.	Y_2243	Y_3600	Y_3710
Line	224.306 {450}	360.073 { 94}	371.030 { 91}
Units	Cts/S	Cts/S	Cts/S
Avg	**4057.8**	**19540.**	**7195.8**
Stddev	26.3	294.	173.8
%RSD	.64830	1.5039	2.4158
#1	4054.1	19544.	7267.2
#2	4085.7	19833.	7322.4
#3	4033.5	19245.	6997.6

Sample Name: 460-127016-a-1-b@5 Acquired: 1/22/2017 14:35:33 Type: Unk
Method: BC011117(v8) Mode: CONC Corr. Factor: 1.000000
User: admin Custom ID1: Custom ID2: Custom ID3:
Comment:

Elem	Al3961	As1890	Ag3280	Ba2335	Be3130	Ca3181
Line	396.152 { 85}	189.042 {478}	328.068 {103}	233.527 {445}	313.042 {108}	318.128 {106}
IS Ref	(Y_3710)	(Y_2243)	(Y_3600)	(Y_2243)	(Y_3710)	(Y_3600)
Units	ppb	ppb	ppb	ppb	ppb	ppb
Avg	**58.20**	**2.262**	**-.1266**	**197.8**	**.0712**	**35260.**
Stddev	12.69	2.302	.0387	.7	.0838	225.
%RSD	21.80	101.8	30.54	.3303	117.6	.6375
#1	50.19	-.2509	-.0828	197.1	-.0173	35520.
#2	51.59	2.769	-.1559	197.9	.1492	35090.
#3	72.83	4.270	-.1412	198.4	.0819	35180.
Check ?	Chk Pass	Chk Pass	Chk Pass	Chk Pass	Chk Pass	Chk Pass
High Limit						
Low Limit						

Elem	Cd2265	Co2286	Cr2677	Cu3247	Fe2714	K_7664
Line	226.502 {449}	228.616 {447}	267.716 {126}	324.754 {104}	271.441 {124}	766.490 { 44}
IS Ref	(Y_2243)	(Y_2243)	(Y_3600)	(Y_3600)	(Y_3600)	(Y_3710)
Units	ppb	ppb	ppb	ppb	ppb	ppb
Avg	**2.543**	**4.129**	**1.025**	**192.3**	**326.8**	**851.5**
Stddev	.074	.084	.135	2.6	6.5	13.4
%RSD	2.915	2.043	13.19	1.363	1.981	1.570
#1	2.604	4.193	.8705	189.6	323.3	863.8
#2	2.460	4.160	1.122	194.8	334.3	837.3
#3	2.564	4.033	1.083	192.6	322.8	853.4
Check ?	Chk Pass	Chk Pass	Chk Pass	Chk Pass	Chk Pass	Chk Pass
High Limit						
Low Limit						

Elem	Mg2790	Mn2576	Na5895	Ni2316	Pb2203	Sb2068
Line	279.079 {121}	257.610 {131}	589.592 { 57}	231.604 {446}	220.353 {453}	206.833 {463}
IS Ref	(Y_3600)	(Y_3600)	(Y_3710)	(Y_2243)	(Y_2243)	(Y_2243)
Units	ppb	ppb	ppb	ppb	ppb	ppb
Avg	**4654.**	**2729.**	F **298300.**	**14.72**	**457.6**	**-.7156**
Stddev	35.	9.	210.	.22	5.5	1.649
%RSD	.7587	.3435	.0705	1.512	1.210	230.5
#1	4634.	2739.	298100.	14.47	451.3	.3191
#2	4634.	2721.	298500.	14.86	459.8	.1516
#3	4695.	2726.	298400.	14.85	461.8	-2.617
Check ?	Chk Pass	Chk Pass	Chk Fail	Chk Pass	Chk Pass	Chk Pass
High Limit			250000.			
Low Limit			-5000.			

Sample Name: 460-127016-a-1-b@5 Acquired: 1/22/2017 14:35:33 Type: Unk
Method: BC011117(v8) Mode: CONC Corr. Factor: 1.000000
User: admin Custom ID1: Custom ID2: Custom ID3:
Comment:

Elem	Se196	Tl1908	V_2924	Zn2062	B_2089	Mo2020
Line	196.090 {472}	190.856 {477}	292.402 {115}	206.200 {463}	208.959 {461}	202.030 {467}
IS Ref	(Y_2243)	(Y_2243)	(Y_3600)	(Y_2243)	(Y_2243)	(Y_2243)
Units	ppb	ppb	ppb	ppb	ppb	ppb
Avg	**-3.249**	**4.963**	**-.0514**	**968.4**	**18.77**	**-.6223**
Stddev	.790	1.572	.1318	3.0	.15	.2050
%RSD	24.33	31.68	256.5	.3070	.8226	32.94
#1	-3.365	3.148	-.0381	968.5	18.86	-.8471
#2	-3.974	5.860	-.1894	965.4	18.59	-.4457
#3	-2.406	5.882	.0733	971.3	18.86	-.5740
Check ?	Chk Pass	Chk Pass	Chk Pass	Chk Pass	Chk Pass	Chk Pass
High Limit						
Low Limit						

Elem	Sn1899	Sr4077	Ti3349	Si2881
Line	189.989 {477}	407.771 { 83}	334.941 {101}	288.158 {117}
IS Ref	(Y_2243)	(Y_3710)	(Y_3600)	(Y_2243)
Units	ppb	ppb	ppb	ppb
Avg	**1.317**	**135.6**	**3.043**	**564.1**
Stddev	.420	.9	.108	29.7
%RSD	31.93	.6436	3.545	5.266
#1	.8852	134.6	2.985	531.1
#2	1.340	135.8	2.977	572.6
#3	1.725	136.3	3.168	588.7
Check ?	Chk Pass	Chk Pass	Chk Pass	Chk Pass
High Limit				
Low Limit				

Int. Std.	Y_2243	Y_3600	Y_3710
Line	224.306 {450}	360.073 { 94}	371.030 { 91}
Units	Cts/S	Cts/S	Cts/S
Avg	**4077.5**	**19373.**	**7075.5**
Stddev	9.3	367.	227.6
%RSD	.22906	1.8919	3.2169
#1	4074.5	18952.	6815.8
#2	4088.0	19625.	7170.7
#3	4070.1	19540.	7240.1

Sample Name: 460-127016-a-2-b@5 Acquired: 1/22/2017 14:39:19 Type: Unk
Method: BC011117(v8) Mode: CONC Corr. Factor: 1.000000
User: admin Custom ID1: Custom ID2: Custom ID3:
Comment:

Elem	Al3961	As1890	Ag3280	Ba2335	Be3130	Ca3181
Line	396.152 { 85}	189.042 {478}	328.068 {103}	233.527 {445}	313.042 {108}	318.128 {106}
IS Ref	(Y_3710)	(Y_2243)	(Y_3600)	(Y_2243)	(Y_3710)	(Y_3600)
Units	ppb	ppb	ppb	ppb	ppb	ppb
Avg	**44.93**	**.7007**	**-.7738**	**97.20**	**.0536**	**27620.**
Stddev	12.72	.8071	.3377	.34	.0966	300.
%RSD	28.30	115.2	43.64	.3472	180.4	1.085
#1	30.41	.6259	-1.144	96.82	-.0237	27960.
#2	50.29	-.0664	-.6958	97.47	.0225	27450.
#3	54.10	1.543	-.4819	97.32	.1619	27440.
Check ?	Chk Pass	Chk Pass	Chk Pass	Chk Pass	Chk Pass	Chk Pass
High Limit						
Low Limit						

Elem	Cd2265	Co2286	Cr2677	Cu3247	Fe2714	K_7664
Line	226.502 {449}	228.616 {447}	267.716 {126}	324.754 {104}	271.441 {124}	766.490 { 44}
IS Ref	(Y_2243)	(Y_2243)	(Y_3600)	(Y_3600)	(Y_3600)	(Y_3710)
Units	ppb	ppb	ppb	ppb	ppb	ppb
Avg	**2.116**	**5.509**	**-.1460**	**396.2**	**45.50**	**577.2**
Stddev	.072	.340	.5136	1.5	10.45	82.1
%RSD	3.421	6.177	351.7	.3786	22.96	14.22
#1	2.145	5.140	.4412	395.1	47.62	585.6
#2	2.034	5.811	-.3676	397.9	54.73	491.3
#3	2.170	5.575	-.5117	395.7	34.16	654.9
Check ?	Chk Pass	Chk Pass	Chk Pass	Chk Pass	Chk Pass	Chk Pass
High Limit						
Low Limit						

Elem	Mg2790	Mn2576	Na5895	Ni2316	Pb2203	Sb2068
Line	279.079 {121}	257.610 {131}	589.592 { 57}	231.604 {446}	220.353 {453}	206.833 {463}
IS Ref	(Y_3600)	(Y_3600)	(Y_3710)	(Y_2243)	(Y_2243)	(Y_2243)
Units	ppb	ppb	ppb	ppb	ppb	ppb
Avg	**4912.**	**188.2**	F **298600.**	**12.31**	**233.0**	**5.773**
Stddev	18.	.9	368.	.11	3.7	.509
%RSD	.3653	.4910	.1231	.8636	1.601	8.818
#1	4927.	187.2	298200.	12.25	229.3	5.193
#2	4917.	189.0	298600.	12.44	233.0	6.149
#3	4892.	188.3	298900.	12.25	236.7	5.976
Check ?	Chk Pass	Chk Pass	Chk Fail	Chk Pass	Chk Pass	Chk Pass
High Limit			250000.			
Low Limit			-5000.			

Sample Name: 460-127016-a-2-b@5 Acquired: 1/22/2017 14:39:19 Type: Unk
Method: BC011117(v8) Mode: CONC Corr. Factor: 1.000000
User: admin Custom ID1: Custom ID2: Custom ID3:
Comment:

Elem	Se196	Tl1908	V_2924	Zn2062	B_2089	Mo2020
Line	196.090 {472}	190.856 {477}	292.402 {115}	206.200 {463}	208.959 {461}	202.030 {467}
IS Ref	(Y_2243)	(Y_2243)	(Y_3600)	(Y_2243)	(Y_2243)	(Y_2243)
Units	ppb	ppb	ppb	ppb	ppb	ppb
Avg	-.9569	.9540	1.284	751.6	17.60	.0733
Stddev	1.397	1.703	.225	1.5	.66	.0104
%RSD	145.9	178.5	17.52	.1998	3.737	14.21
#1	.6423	-.9757	1.024	752.8	16.89	.0853
#2	-1.936	1.593	1.414	749.9	18.19	.0668
#3	-1.577	2.245	1.414	752.1	17.73	.0678
Check ?	Chk Pass	Chk Pass	Chk Pass	Chk Pass	Chk Pass	Chk Pass
High Limit						
Low Limit						

Elem	Sn1899	Sr4077	Ti3349	Si2881
Line	189.989 {477}	407.771 { 83}	334.941 {101}	288.158 {117}
IS Ref	(Y_2243)	(Y_3710)	(Y_3600)	(Y_2243)
Units	ppb	ppb	ppb	ppb
Avg	.4441	95.97	1.454	683.8
Stddev	.1174	.62	.080	47.3
%RSD	26.43	.6493	5.516	6.924
#1	.3728	95.26	1.370	632.0
#2	.3800	96.23	1.463	694.8
#3	.5796	96.43	1.530	724.8
Check ?	Chk Pass	Chk Pass	Chk Pass	Chk Pass
High Limit				
Low Limit				

Int. Std.	Y_2243	Y_3600	Y_3710
Line	224.306 {450}	360.073 { 94}	371.030 { 91}
Units	Cts/S	Cts/S	Cts/S
Avg	4123.1	19825.	7320.7
Stddev	9.1	301.	129.8
%RSD	.22042	1.5165	1.7729
#1	4128.9	19478.	7175.2
#2	4127.9	20000.	7362.3
#3	4112.7	19998.	7424.6

Sample Name: 460-126935-a-9-d@5 Acquired: 1/22/2017 14:43:05 Type: Unk
Method: BC011117(v8) Mode: CONC Corr. Factor: 1.000000
User: admin Custom ID1: Custom ID2: Custom ID3:
Comment:

Elem	Al3961	As1890	Ag3280	Ba2335	Be3130	Ca3181
Line	396.152 { 85}	189.042 {478}	328.068 {103}	233.527 {445}	313.042 {108}	318.128 {106}
IS Ref	(Y_3710)	(Y_2243)	(Y_3600)	(Y_2243)	(Y_3710)	(Y_3600)
Units	ppb	ppb	ppb	ppb	ppb	ppb
Avg	**67.86**	**2.727**	**-.9452**	**109.8**	**.1029**	**17420.**
Stddev	11.90	.991	.7795	.3	.1741	73.
%RSD	17.53	36.35	82.47	.3066	169.3	.4208
#1	77.07	3.113	-.3979	109.4	.2429	17350.
#2	54.42	1.601	-1.838	109.8	-.0921	17410.
#3	72.08	3.468	-.6001	110.1	.1577	17490.
Check ?	Chk Pass	Chk Pass	Chk Pass	Chk Pass	Chk Pass	Chk Pass
High Limit						
Low Limit						

Elem	Cd2265	Co2286	Cr2677	Cu3247	Fe2714	K_7664
Line	226.502 {449}	228.616 {447}	267.716 {126}	324.754 {104}	271.441 {124}	766.490 { 44}
IS Ref	(Y_2243)	(Y_2243)	(Y_3600)	(Y_3600)	(Y_3600)	(Y_3710)
Units	ppb	ppb	ppb	ppb	ppb	ppb
Avg	**.8027**	**139.8**	**1.253**	**2.571**	**72.90**	**1272.**
Stddev	.1083	.8	.592	.341	9.79	55.
%RSD	13.49	.5813	47.20	13.26	13.43	4.327
#1	.8670	138.9	.9778	2.299	78.69	1335.
#2	.8634	140.4	1.932	2.954	78.40	1239.
#3	.6777	140.1	.8495	2.461	61.59	1241.
Check ?	Chk Pass	Chk Pass	Chk Pass	Chk Pass	Chk Pass	Chk Pass
High Limit						
Low Limit						

Elem	Mg2790	Mn2576	Na5895	Ni2316	Pb2203	Sb2068
Line	279.079 {121}	257.610 {131}	589.592 { 57}	231.604 {446}	220.353 {453}	206.833 {463}
IS Ref	(Y_3600)	(Y_3600)	(Y_3710)	(Y_2243)	(Y_2243)	(Y_2243)
Units	ppb	ppb	ppb	ppb	ppb	ppb
Avg	**5968.**	**858.5**	F **304300.**	**68.77**	**10.84**	**.1555**
Stddev	97.	2.3	1047.	1.11	.93	2.126
%RSD	1.626	.2647	.3441	1.615	8.621	1367.
#1	5862.	856.8	303100.	67.80	11.52	1.863
#2	5990.	857.6	304700.	69.98	11.21	-2.225
#3	6052.	861.1	305000.	68.53	9.773	.8293
Check ?	Chk Pass	Chk Pass	Chk Fail	Chk Pass	Chk Pass	Chk Pass
High Limit			250000.			
Low Limit			-5000.			

Sample Name: 460-126935-a-9-d@5 Acquired: 1/22/2017 14:43:05 Type: Unk
Method: BC011117(v8) Mode: CONC Corr. Factor: 1.000000
User: admin Custom ID1: Custom ID2: Custom ID3:
Comment:

Elem	Se196	Tl1908	V_2924	Zn2062	B_2089	Mo2020
Line	196.090 {472}	190.856 {477}	292.402 {115}	206.200 {463}	208.959 {461}	202.030 {467}
IS Ref	(Y_2243)	(Y_2243)	(Y_3600)	(Y_2243)	(Y_2243)	(Y_2243)
Units	ppb	ppb	ppb	ppb	ppb	ppb
Avg	**-3.493**	**3.385**	**.0889**	**22.08**	**16.56**	**.0346**
Stddev	2.203	1.601	.4779	.21	.82	.2987
%RSD	63.06	47.29	537.4	.9456	4.946	862.3
#1	-1.385	4.326	-.4286	22.15	16.13	.1298
#2	-3.314	4.293	.1819	21.85	17.50	.2741
#3	-5.780	1.537	.5135	22.25	16.04	-.3000
Check ?	Chk Pass	Chk Pass	Chk Pass	Chk Pass	Chk Pass	Chk Pass
High Limit						
Low Limit						

Elem	Sn1899	Sr4077	Ti3349	Si2881
Line	189.989 {477}	407.771 { 83}	334.941 {101}	288.158 {117}
IS Ref	(Y_2243)	(Y_3710)	(Y_3600)	(Y_2243)
Units	ppb	ppb	ppb	ppb
Avg	**.3355**	**35.18**	**1.949**	**327.8**
Stddev	.1620	.20	.094	30.3
%RSD	48.28	.5788	4.798	9.229
#1	.1499	35.03	1.917	294.6
#2	.4078	35.09	1.875	353.7
#3	.4487	35.41	2.054	335.2
Check ?	Chk Pass	Chk Pass	Chk Pass	Chk Pass
High Limit				
Low Limit				

Int. Std.	Y_2243	Y_3600	Y_3710
Line	224.306 {450}	360.073 { 94}	371.030 { 91}
Units	Cts/S	Cts/S	Cts/S
Avg	**4033.6**	**19375.**	**6991.3**
Stddev	11.4	117.	46.9
%RSD	.28286	.60451	.67148
#1	4040.7	19494.	6956.2
#2	4039.7	19371.	7044.6
#3	4020.5	19260.	6973.1

Sample Name: CCV Acquired: 1/22/2017 14:46:54 Type: QC
Method: BC011117(v8) Mode: CONC Corr. Factor: 1.000000
User: admin Custom ID1: Custom ID2: Custom ID3:
Comment:

Elem	Al3961	As1890	Ag3280	Ba2335	Be3130	Ca3181
Line	396.152 { 85}	189.042 {478}	328.068 {103}	233.527 {445}	313.042 {108}	318.128 {106}
IS Ref	(Y_3710)	(Y_2243)	(Y_3600)	(Y_2243)	(Y_3710)	(Y_3600)
Units	ppb	ppb	ppb	ppb	ppb	ppb
Avg	**122100.**	**2464.**	**1266.**	**10020.**	**959.7**	**121300.**
Stddev	459.	7.	3.	16.	4.1	925.
%RSD	.3756	.2668	.2235	.1634	.4296	.7627
#1	121600.	2466.	1266.	10010.	955.0	120300.
#2	122300.	2470.	1269.	10040.	961.0	121600.
#3	122400.	2457.	1263.	10010.	962.9	122000.
Check ?	Chk Pass	Chk Pass	Chk Pass	Chk Pass	Chk Pass	Chk Pass
Value						
Range						

Elem	Cd2265	Co2286	Cr2677	Cu3247	Fe2714	K_7664
Line	226.502 {449}	228.616 {447}	267.716 {126}	324.754 {104}	271.441 {124}	766.490 { 44}
IS Ref	(Y_2243)	(Y_2243)	(Y_3600)	(Y_3600)	(Y_3600)	(Y_3710)
Units	ppb	ppb	ppb	ppb	ppb	ppb
Avg	**1237.**	**2463.**	**4951.**	**12370.**	**97940.**	**50180.**
Stddev	3.	5.	25.	21.	559.	230.
%RSD	.2144	.2221	.5131	.1668	.5707	.4591
#1	1234.	2459.	4922.	12370.	97330.	49920.
#2	1239.	2469.	4962.	12390.	98070.	50370.
#3	1238.	2461.	4969.	12350.	98430.	50240.
Check ?	Chk Pass	Chk Pass	Chk Pass	Chk Pass	Chk Pass	Chk Pass
Value						
Range						

Elem	Mg2790	Mn2576	Na5895	Ni2316	Pb2203	Sb2068
Line	279.079 {121}	257.610 {131}	589.592 { 57}	231.604 {446}	220.353 {453}	206.833 {463}
IS Ref	(Y_3600)	(Y_3600)	(Y_3710)	(Y_2243)	(Y_2243)	(Y_2243)
Units	ppb	ppb	ppb	ppb	ppb	ppb
Avg	**121400.**	**4993.**	**127600.**	**2482.**	**7423.**	**985.0**
Stddev	924.	26.	195.	7.	15.	3.3
%RSD	.7610	.5124	.1525	.2842	.1991	.3336
#1	120300.	4964.	127400.	2475.	7406.	982.9
#2	121900.	5004.	127800.	2489.	7429.	988.8
#3	121900.	5012.	127500.	2483.	7433.	983.4
Check ?	Chk Pass	Chk Pass	Chk Pass	Chk Pass	Chk Pass	Chk Pass
Value						
Range						

Sample Name: CCV Acquired: 1/22/2017 14:46:54 Type: QC
Method: BC011117(v8) Mode: CONC Corr. Factor: 1.000000
User: admin Custom ID1: Custom ID2: Custom ID3:
Comment:

Elem	Se196	Tl1908	V_2924	Zn2062	B_2089	Mo2020
Line	196.090 {472}	190.856 {477}	292.402 {115}	206.200 {463}	208.959 {461}	202.030 {467}
IS Ref	(Y_2243)	(Y_2243)	(Y_3600)	(Y_2243)	(Y_2243)	(Y_2243)
Units	ppb	ppb	ppb	ppb	ppb	ppb
Avg	**2456.**	**2494.**	**2468.**	**2479.**	**990.7**	**2423.**
Stddev	11.	8.	9.	10.	4.0	2.
%RSD	.4604	.3354	.3733	.3973	.3992	.0711
#1	2445.	2485.	2458.	2470.	989.4	2423.
#2	2467.	2498.	2475.	2479.	995.2	2424.
#3	2456.	2499.	2471.	2490.	987.6	2421.
Check ?	Chk Pass	Chk Pass	Chk Pass	Chk Pass	Chk Pass	Chk Pass
Value						
Range						

Elem	Sn1899	Sr4077	Ti3349	Si2881
Line	189.989 {477}	407.771 { 83}	334.941 {101}	288.158 {117}
IS Ref	(Y_2243)	(Y_3710)	(Y_3600)	(Y_2243)
Units	ppb	ppb	ppb	ppb
Avg	**982.1**	**5037.**	**9962.**	**8794.**
Stddev	1.0	12.	17.	61.
%RSD	.1032	.2440	.1683	.6967
#1	981.3	5026.	9945.	8859.
#2	983.3	5050.	9978.	8788.
#3	981.8	5036.	9962.	8737.
Check ?	Chk Pass	Chk Pass	Chk Pass	None
Value				
Range				

Int. Std.	Y_2243	Y_3600	Y_3710
Line	224.306 {450}	360.073 { 94}	371.030 { 91}
Units	Cts/S	Cts/S	Cts/S
Avg	**3903.9**	**19189.**	**7014.5**
Stddev	11.4	149.	113.1
%RSD	.29318	.77437	1.6117
#1	3903.6	19338.	7112.2
#2	3915.4	19189.	7040.7
#3	3892.6	19041.	6890.7

Sample Name: CCB Acquired: 1/22/2017 14:50:21 Type: QC
Method: BC011117(v8) Mode: CONC Corr. Factor: 1.000000
User: admin Custom ID1: Custom ID2: Custom ID3:
Comment:

Elem	Al3961	As1890	Ag3280	Ba2335	Be3130	Ca3181
Line	396.152 { 85}	189.042 {478}	328.068 {103}	233.527 {445}	313.042 {108}	318.128 {106}
IS Ref	(Y_3710)	(Y_2243)	(Y_3600)	(Y_2243)	(Y_3710)	(Y_3600)
Units	ppb	ppb	ppb	ppb	ppb	ppb
Avg	**-3.938**	**-.2834**	**-.5743**	**.9272**	**.1873**	**5.183**
Stddev	6.393	.5186	.2253	.7849	.1012	3.287
%RSD	162.4	183.0	39.22	84.66	54.03	63.41
#1	-2.912	-.7007	-.3305	1.807	.2830	7.614
#2	1.881	.2971	-.7747	.6763	.1974	1.444
#3	-10.78	-.4465	-.6176	.2984	.0814	6.492
Check ?	Chk Pass	Chk Pass	Chk Pass	Chk Pass	Chk Pass	Chk Pass
High Limit						
Low Limit						

Elem	Cd2265	Co2286	Cr2677	Cu3247	Fe2714	K_7664
Line	226.502 {449}	228.616 {447}	267.716 {126}	324.754 {104}	271.441 {124}	766.490 { 44}
IS Ref	(Y_2243)	(Y_2243)	(Y_3600)	(Y_3600)	(Y_3600)	(Y_3710)
Units	ppb	ppb	ppb	ppb	ppb	ppb
Avg	**.1332**	**.3753**	**.0661**	**1.150**	**12.73**	**78.45**
Stddev	.2063	.2236	.2134	.643	1.44	14.62
%RSD	154.8	59.56	323.0	55.90	11.34	18.63
#1	.3492	.6313	-.0033	1.890	13.97	76.05
#2	.1123	.2185	.3056	.7372	11.14	65.18
#3	-.0618	.2762	-.1040	.8217	13.07	94.12
Check ?	Chk Pass	Chk Pass	Chk Pass	Chk Pass	Chk Pass	Chk Pass
High Limit						
Low Limit						

Elem	Mg2790	Mn2576	Na5895	Ni2316	Pb2203	Sb2068
Line	279.079 {121}	257.610 {131}	589.592 { 57}	231.604 {446}	220.353 {453}	206.833 {463}
IS Ref	(Y_3600)	(Y_3600)	(Y_3710)	(Y_2243)	(Y_2243)	(Y_2243)
Units	ppb	ppb	ppb	ppb	ppb	ppb
Avg	**1.871**	**.2227**	**-10.49**	**.1705**	**-.3786**	**1.472**
Stddev	3.452	.1805	7.26	.2195	2.244	.740
%RSD	184.5	81.02	69.18	128.7	592.8	50.26
#1	4.469	.4281	-18.03	.3478	.7205	1.499
#2	-2.046	.1505	-3.554	-.0750	1.104	2.197
#3	3.189	.0896	-9.885	.2388	-2.961	.7187
Check ?	Chk Pass	Chk Pass	Chk Pass	Chk Pass	Chk Pass	Chk Pass
High Limit						
Low Limit						

Sample Name: CCB Acquired: 1/22/2017 14:50:21 Type: QC
Method: BC011117(v8) Mode: CONC Corr. Factor: 1.000000
User: admin Custom ID1: Custom ID2: Custom ID3:
Comment:

Elem	Se196	Tl1908	V_2924	Zn2062	B_2089	Mo2020
Line	196.090 {472}	190.856 {477}	292.402 {115}	206.200 {463}	208.959 {461}	202.030 {467}
IS Ref	(Y_2243)	(Y_2243)	(Y_3600)	(Y_2243)	(Y_2243)	(Y_2243)
Units	ppb	ppb	ppb	ppb	ppb	ppb
Avg	**-1.775**	**4.953**	**.1710**	**-.0046**	**1.164**	**2.335**
Stddev	1.403	.905	.1181	.2052	.361	.546
%RSD	79.02	18.27	69.04	4433.	31.00	23.36
#1	-.4972	5.555	.2895	.2319	1.556	1.725
#2	-3.276	5.392	.0533	-.1111	1.093	2.777
#3	-1.552	3.912	.1703	-.1347	.8445	2.504
Check ?	Chk Pass	Chk Pass	Chk Pass	Chk Pass	Chk Pass	Chk Pass
High Limit						
Low Limit						

Elem	Sn1899	Sr4077	Ti3349	Si2881
Line	189.989 {477}	407.771 { 83}	334.941 {101}	288.158 {117}
IS Ref	(Y_2243)	(Y_3710)	(Y_3600)	(Y_2243)
Units	ppb	ppb	ppb	ppb
Avg	**-.0991**	**.2894**	**1.102**	**-28.61**
Stddev	.2837	.2942	.126	10.03
%RSD	286.2	101.7	11.39	35.05
#1	-.0513	.6290	1.158	-20.71
#2	-.4037	.1226	.9580	-39.90
#3	.1576	.1164	1.190	-25.24
Check ?	Chk Pass	Chk Pass	Chk Pass	None
High Limit				
Low Limit				

Int. Std.	Y_2243	Y_3600	Y_3710
Line	224.306 {450}	360.073 { 94}	371.030 { 91}
Units	Cts/S	Cts/S	Cts/S
Avg	**4234.3**	**20616.**	**7239.3**
Stddev	22.7	311.	108.1
%RSD	.53637	1.5082	1.4938
#1	4213.5	20590.	7258.7
#2	4230.9	20320.	7122.8
#3	4258.6	20940.	7336.5

Sample Name: CCVL Acquired: 1/22/2017 14:54:14 Type: QC
Method: BC011117(v8) Mode: CONC Corr. Factor: 1.000000
User: admin Custom ID1: Custom ID2: Custom ID3:
Comment:

Elem	Al3961	As1890	Ag3280	Ba2335	Be3130	Ca3181
Line	396.152 { 85}	189.042 {478}	328.068 {103}	233.527 {445}	313.042 {108}	318.128 {106}
IS Ref	(Y_3710)	(Y_2243)	(Y_3600)	(Y_2243)	(Y_3710)	(Y_3600)
Units	ppb	ppb	ppb	ppb	ppb	ppb
Avg	**178.2**	**15.30**	**9.321**	**201.4**	**1.940**	**4829.**
Stddev	2.8	.83	.325	.0	.108	32.
%RSD	1.565	5.399	3.484	.0084	5.584	.6528
#1	180.6	14.46	9.666	201.4	1.906	4795.
#2	178.8	15.34	9.275	201.5	2.061	4834.
#3	175.1	16.11	9.021	201.4	1.853	4858.
Check ?	Chk Pass	Chk Pass	Chk Pass	Chk Pass	Chk Pass	Chk Pass
Value						
Range						

Elem	Cd2265	Co2286	Cr2677	Cu3247	Fe2714	K_7664
Line	226.502 {449}	228.616 {447}	267.716 {126}	324.754 {104}	271.441 {124}	766.490 { 44}
IS Ref	(Y_2243)	(Y_2243)	(Y_3600)	(Y_3600)	(Y_3600)	(Y_3710)
Units	ppb	ppb	ppb	ppb	ppb	ppb
Avg	**4.019**	**50.82**	**9.659**	**24.60**	**162.2**	**4622.**
Stddev	.054	.44	.316	.63	6.6	31.
%RSD	1.348	.8610	3.275	2.542	4.054	.6609
#1	3.957	50.36	9.304	24.55	163.8	4620.
#2	4.043	51.23	9.760	24.00	167.9	4654.
#3	4.057	50.89	9.912	25.25	155.0	4593.
Check ?	Chk Pass	Chk Pass	Chk Pass	Chk Pass	Chk Pass	Chk Pass
Value						
Range						

Elem	Mg2790	Mn2576	Na5895	Ni2316	Pb2203	Sb2068
Line	279.079 {121}	257.610 {131}	589.592 { 57}	231.604 {446}	220.353 {453}	206.833 {463}
IS Ref	(Y_3600)	(Y_3600)	(Y_3710)	(Y_2243)	(Y_2243)	(Y_2243)
Units	ppb	ppb	ppb	ppb	ppb	ppb
Avg	**4684.**	**15.70**	**4514.**	**41.06**	**11.14**	**19.31**
Stddev	95.	.35	38.	.59	1.27	2.06
%RSD	2.020	2.232	.8464	1.427	11.38	10.66
#1	4586.	15.37	4470.	40.47	10.74	19.62
#2	4690.	15.65	4530.	41.64	12.56	21.20
#3	4775.	16.07	4542.	41.07	10.12	17.12
Check ?	Chk Pass	Chk Pass	Chk Pass	Chk Pass	Chk Pass	Chk Pass
Value						
Range						

Sample Name: CCVL Acquired: 1/22/2017 14:54:14 Type: QC
Method: BC011117(v8) Mode: CONC Corr. Factor: 1.000000
User: admin Custom ID1: Custom ID2: Custom ID3:
Comment:

Elem	Se196	Tl1908	V_2924	Zn2062	B_2089	Mo2020
Line	196.090 {472}	190.856 {477}	292.402 {115}	206.200 {463}	208.959 {461}	202.030 {467}
IS Ref	(Y_2243)	(Y_2243)	(Y_3600)	(Y_2243)	(Y_2243)	(Y_2243)
Units	ppb	ppb	ppb	ppb	ppb	ppb
Avg	**18.39**	**23.05**	**49.32**	**31.38**	**46.95**	**19.37**
Stddev	5.95	.99	.83	.31	.76	.06
%RSD	32.36	4.294	1.682	.9934	1.623	.3200
#1	11.52	22.94	48.59	31.02	46.26	19.32
#2	21.59	24.08	49.14	31.62	46.81	19.36
#3	22.05	22.11	50.22	31.48	47.77	19.44
Check ?	Chk Pass	Chk Pass	Chk Pass	Chk Pass	Chk Pass	Chk Pass
Value						
Range						

Elem	Sn1899	Sr4077	Ti3349	Si2881
Line	189.989 {477}	407.771 { 83}	334.941 {101}	288.158 {117}
IS Ref	(Y_2243)	(Y_3710)	(Y_3600)	(Y_2243)
Units	ppb	ppb	ppb	ppb
Avg	**47.71**	**19.43**	**19.76**	F **-32.00**
Stddev	.40	.40	.57	15.03
%RSD	.8455	2.061	2.878	46.96
#1	47.40	19.37	19.14	-48.66
#2	48.16	19.85	19.86	-19.46
#3	47.56	19.06	20.26	-27.88
Check ?	Chk Pass	Chk Pass	Chk Pass	Chk Fail
Value				200.0
Range				-30.50%

Int. Std.	Y_2243	Y_3600	Y_3710
Line	224.306 {450}	360.073 { 94}	371.030 { 91}
Units	Cts/S	Cts/S	Cts/S
Avg	**4200.7**	**20484.**	**7165.7**
Stddev	15.3	192.	171.8
%RSD	.36370	.93709	2.3974
#1	4218.3	20694.	7322.8
#2	4190.8	20442.	7192.2
#3	4193.0	20317.	6982.3

Sample Name: 460-126935-a-11-d@5 Acquired: 1/22/2017 14:58:03 Type: Unk
Method: BC011117(v8) Mode: CONC Corr. Factor: 1.000000
User: admin Custom ID1: Custom ID2: Custom ID3:
Comment:

Elem	Al3961	As1890	Ag3280	Ba2335	Be3130	Ca3181
Line	396.152 { 85}	189.042 {478}	328.068 {103}	233.527 {445}	313.042 {108}	318.128 {106}
IS Ref	(Y_3710)	(Y_2243)	(Y_3600)	(Y_2243)	(Y_3710)	(Y_3600)
Units	ppb	ppb	ppb	ppb	ppb	ppb
Avg	**416.1**	**1.485**	**-.7919**	**87.32**	**.1580**	**78590.**
Stddev	14.0	1.093	.5632	.97	.0466	812.
%RSD	3.357	73.59	71.12	1.112	29.51	1.033
#1	406.4	.3736	-.3189	86.23	.2085	77800.
#2	409.7	2.558	-1.415	88.10	.1490	79420.
#3	432.1	1.523	-.6419	87.63	.1165	78540.
Check ?	Chk Pass	Chk Pass	Chk Pass	Chk Pass	Chk Pass	Chk Pass
High Limit						
Low Limit						

Elem	Cd2265	Co2286	Cr2677	Cu3247	Fe2714	K_7664
Line	226.502 {449}	228.616 {447}	267.716 {126}	324.754 {104}	271.441 {124}	766.490 { 44}
IS Ref	(Y_2243)	(Y_2243)	(Y_3600)	(Y_3600)	(Y_3600)	(Y_3710)
Units	ppb	ppb	ppb	ppb	ppb	ppb
Avg	**.4072**	**51.38**	**1.795**	**2.791**	**476.3**	**1052.**
Stddev	.0361	.51	.301	.536	16.3	57.
%RSD	8.858	.9942	16.77	19.19	3.429	5.374
#1	.4210	50.80	1.457	2.311	459.4	1039.
#2	.4343	51.63	2.034	2.694	491.9	1114.
#3	.3662	51.73	1.895	3.369	477.7	1003.
Check ?	Chk Pass	Chk Pass	Chk Pass	Chk Pass	Chk Pass	Chk Pass
High Limit						
Low Limit						

Elem	Mg2790	Mn2576	Na5895	Ni2316	Pb2203	Sb2068
Line	279.079 {121}	257.610 {131}	589.592 { 57}	231.604 {446}	220.353 {453}	206.833 {463}
IS Ref	(Y_3600)	(Y_3600)	(Y_3710)	(Y_2243)	(Y_2243)	(Y_2243)
Units	ppb	ppb	ppb	ppb	ppb	ppb
Avg	**4785.**	**209.6**	F **304700.**	**74.53**	**-.1322**	**1.967**
Stddev	135.	4.6	425.	1.07	.1957	1.118
%RSD	2.830	2.202	.1395	1.431	148.0	56.84
#1	4630.	204.3	304600.	73.50	-.0475	.7031
#2	4883.	212.8	305200.	74.45	-.3559	2.370
#3	4841.	211.6	304300.	75.63	.0069	2.827
Check ?	Chk Pass	Chk Pass	Chk Fail	Chk Pass	Chk Pass	Chk Pass
High Limit			250000.			
Low Limit			-5000.			

Sample Name: 460-126935-a-11-d@5 Acquired: 1/22/2017 14:58:03 Type: Unk
Method: BC011117(v8) Mode: CONC Corr. Factor: 1.000000
User: admin Custom ID1: Custom ID2: Custom ID3:
Comment:

Elem	Se196	Tl1908	V_2924	Zn2062	B_2089	Mo2020
Line	196.090 {472}	190.856 {477}	292.402 {115}	206.200 {463}	208.959 {461}	202.030 {467}
IS Ref	(Y_2243)	(Y_2243)	(Y_3600)	(Y_2243)	(Y_2243)	(Y_2243)
Units	ppb	ppb	ppb	ppb	ppb	ppb
Avg	**-1.970**	**.8156**	**.5080**	**69.14**	**40.46**	**.9404**
Stddev	3.761	3.493	.3900	1.12	.80	.2727
%RSD	190.9	428.3	76.77	1.617	1.976	29.00
#1	.6252	-3.164	.9544	67.85	39.54	.9361
#2	-6.283	3.378	.3361	69.72	40.95	1.215
#3	-.2534	2.233	.2334	69.85	40.90	.6699
Check ?	Chk Pass	Chk Pass	Chk Pass	Chk Pass	Chk Pass	Chk Pass
High Limit						
Low Limit						

Elem	Sn1899	Sr4077	Ti3349	Si2881
Line	189.989 {477}	407.771 { 83}	334.941 {101}	288.158 {117}
IS Ref	(Y_2243)	(Y_3710)	(Y_3600)	(Y_2243)
Units	ppb	ppb	ppb	ppb
Avg	**.4442**	**309.2**	**17.52**	**2919.**
Stddev	1.021	.4	.87	26.
%RSD	229.9	.1424	4.971	.8835
#1	1.236	308.7	17.00	2944.
#2	-.7084	309.3	18.52	2893.
#3	.8054	309.5	17.03	2920.
Check ?	Chk Pass	Chk Pass	Chk Pass	Chk Pass
High Limit				
Low Limit				

Int. Std.	Y_2243	Y_3600	Y_3710
Line	224.306 {450}	360.073 { 94}	371.030 { 91}
Units	Cts/S	Cts/S	Cts/S
Avg	**4006.7**	**19446.**	**7148.4**
Stddev	34.4	270.	131.9
%RSD	.85870	1.3866	1.8446
#1	4045.9	19729.	7297.3
#2	3992.5	19192.	7046.5
#3	3981.7	19418.	7101.3

Sample Name: 460-126935-a-22-d@5 Acquired: 1/22/2017 15:01:50 Type: Unk
Method: BC011117(v8) Mode: CONC Corr. Factor: 1.000000
User: admin Custom ID1: Custom ID2: Custom ID3:
Comment:

Elem	Al3961	As1890	Ag3280	Ba2335	Be3130	Ca3181
Line	396.152 { 85}	189.042 {478}	328.068 {103}	233.527 {445}	313.042 {108}	318.128 {106}
IS Ref	(Y_3710)	(Y_2243)	(Y_3600)	(Y_2243)	(Y_3710)	(Y_3600)
Units	ppb	ppb	ppb	ppb	ppb	ppb
Avg	**36.67**	**-.9184**	**-.8022**	**44.62**	**.1411**	**3999.**
Stddev	16.95	1.218	.7362	.39	.0858	23.
%RSD	46.23	132.6	91.77	.8808	60.81	.5870
#1	49.24	-2.259	-1.625	44.20	.2366	4027.
#2	43.38	.1189	-.2048	44.69	.0706	3988.
#3	17.39	-.6149	-.5773	44.97	.1161	3984.
Check ?	Chk Pass	Chk Pass	Chk Pass	Chk Pass	Chk Pass	Chk Pass
High Limit						
Low Limit						

Elem	Cd2265	Co2286	Cr2677	Cu3247	Fe2714	K_7664
Line	226.502 {449}	228.616 {447}	267.716 {126}	324.754 {104}	271.441 {124}	766.490 { 44}
IS Ref	(Y_2243)	(Y_2243)	(Y_3600)	(Y_3600)	(Y_3600)	(Y_3710)
Units	ppb	ppb	ppb	ppb	ppb	ppb
Avg	**.6966**	**1.007**	**.9317**	**1.813**	**47.19**	**22790.**
Stddev	.1045	.109	.4927	.419	3.90	61.
%RSD	15.00	10.87	52.88	23.12	8.265	.2693
#1	.6201	.9576	.9372	1.519	45.56	22850.
#2	.6541	.9303	.4363	1.626	44.37	22730.
#3	.8157	1.132	1.422	2.293	51.64	22800.
Check ?	Chk Pass	Chk Pass	Chk Pass	Chk Pass	Chk Pass	Chk Pass
High Limit						
Low Limit						

Elem	Mg2790	Mn2576	Na5895	Ni2316	Pb2203	Sb2068
Line	279.079 {121}	257.610 {131}	589.592 { 57}	231.604 {446}	220.353 {453}	206.833 {463}
IS Ref	(Y_3600)	(Y_3600)	(Y_3710)	(Y_2243)	(Y_2243)	(Y_2243)
Units	ppb	ppb	ppb	ppb	ppb	ppb
Avg	**545.6**	**63.25**	F **290800.**	**12.17**	**2.929**	**.4201**
Stddev	10.5	1.18	488.	.09	.659	2.147
%RSD	1.917	1.863	.1678	.7447	22.51	511.0
#1	537.5	61.90	291200.	12.12	2.203	-1.661
#2	541.9	63.77	290300.	12.12	3.490	2.627
#3	557.4	64.09	290900.	12.27	3.094	.2941
Check ?	Chk Pass	Chk Pass	Chk Fail	Chk Pass	Chk Pass	Chk Pass
High Limit			250000.			
Low Limit			-5000.			

Sample Name: 460-126935-a-22-d@5 Acquired: 1/22/2017 15:01:50 Type: Unk
Method: BC011117(v8) Mode: CONC Corr. Factor: 1.000000
User: admin Custom ID1: Custom ID2: Custom ID3:
Comment:

Elem	Se196	Tl1908	V_2924	Zn2062	B_2089	Mo2020
Line	196.090 {472}	190.856 {477}	292.402 {115}	206.200 {463}	208.959 {461}	202.030 {467}
IS Ref	(Y_2243)	(Y_2243)	(Y_3600)	(Y_2243)	(Y_2243)	(Y_2243)
Units	ppb	ppb	ppb	ppb	ppb	ppb
Avg	**.8645**	**2.043**	**-.2762**	**4.205**	**14.36**	**-.2096**
Stddev	2.770	1.240	.0892	.208	.57	.9037
%RSD	320.5	60.67	32.29	4.955	3.979	431.2
#1	3.840	2.851	-.3788	4.353	14.94	.1258
#2	-1.641	2.663	-.2175	3.967	13.80	.4785
#3	.3953	.6160	-.2322	4.295	14.33	-1.233
Check ?	Chk Pass	Chk Pass	Chk Pass	Chk Pass	Chk Pass	Chk Pass
High Limit						
Low Limit						

Elem	Sn1899	Sr4077	Ti3349	Si2881
Line	189.989 {477}	407.771 { 83}	334.941 {101}	288.158 {117}
IS Ref	(Y_2243)	(Y_3710)	(Y_3600)	(Y_2243)
Units	ppb	ppb	ppb	ppb
Avg	**.4101**	**20.65**	**.5906**	**1951.**
Stddev	.2942	.37	.1168	32.
%RSD	71.72	1.776	19.78	1.658
#1	.3009	20.93	.6813	1914.
#2	.1862	20.78	.4588	1965.
#3	.7433	20.24	.6317	1974.
Check ?	Chk Pass	Chk Pass	Chk Pass	Chk Pass
High Limit				
Low Limit				

Int. Std.	Y_2243	Y_3600	Y_3710
Line	224.306 {450}	360.073 { 94}	371.030 { 91}
Units	Cts/S	Cts/S	Cts/S
Avg	**4083.3**	**19621.**	**7125.3**
Stddev	9.6	216.	198.4
%RSD	.23581	1.1016	2.7840
#1	4076.0	19379.	6901.2
#2	4094.2	19689.	7196.5
#3	4079.7	19795.	7278.2

Sample Name: 460-126935-a-23-c@5 Acquired: 1/22/2017 15:05:40 Type: Unk
Method: BC011117(v8) Mode: CONC Corr. Factor: 1.000000
User: admin Custom ID1: Custom ID2: Custom ID3:
Comment:

Elem	Al3961	As1890	Ag3280	Ba2335	Be3130	Ca3181
Line	396.152 { 85}	189.042 {478}	328.068 {103}	233.527 {445}	313.042 {108}	318.128 {106}
IS Ref	(Y_3710)	(Y_2243)	(Y_3600)	(Y_2243)	(Y_3710)	(Y_3600)
Units	ppb	ppb	ppb	ppb	ppb	ppb
Avg	**37.48**	**-1.267**	**-.5661**	**15.85**	**.0245**	**11000.**
Stddev	9.80	1.092	.6736	.35	.0733	29.
%RSD	26.15	86.13	119.0	2.182	298.6	.2649
#1	46.99	-.0071	.2082	16.14	-.0220	10970.
#2	38.02	-1.879	-.8892	15.95	-.0134	11030.
#3	27.42	-1.916	-1.017	15.47	.1090	11000.
Check ?	Chk Pass	Chk Pass	Chk Pass	Chk Pass	Chk Pass	Chk Pass
High Limit						
Low Limit						

Elem	Cd2265	Co2286	Cr2677	Cu3247	Fe2714	K_7664
Line	226.502 {449}	228.616 {447}	267.716 {126}	324.754 {104}	271.441 {124}	766.490 { 44}
IS Ref	(Y_2243)	(Y_2243)	(Y_3600)	(Y_3600)	(Y_3600)	(Y_3710)
Units	ppb	ppb	ppb	ppb	ppb	ppb
Avg	**-.0051**	**2.637**	**1.530**	**3.459**	**197.2**	**5267.**
Stddev	.0609	.239	.142	.350	12.1	44.
%RSD	1202.	9.061	9.274	10.13	6.139	.8425
#1	.0367	2.575	1.599	3.862	183.2	5319.
#2	-.0750	2.900	1.625	3.224	204.6	5241.
#3	.0231	2.434	1.367	3.292	203.7	5242.
Check ?	Chk Pass	Chk Pass	Chk Pass	Chk Pass	Chk Pass	Chk Pass
High Limit						
Low Limit						

Elem	Mg2790	Mn2576	Na5895	Ni2316	Pb2203	Sb2068
Line	279.079 {121}	257.610 {131}	589.592 { 57}	231.604 {446}	220.353 {453}	206.833 {463}
IS Ref	(Y_3600)	(Y_3600)	(Y_3710)	(Y_2243)	(Y_2243)	(Y_2243)
Units	ppb	ppb	ppb	ppb	ppb	ppb
Avg	**1575.**	**43.80**	F **289100.**	**16.60**	**12.03**	**1.927**
Stddev	37.	.98	687.	1.24	.58	2.599
%RSD	2.352	2.232	.2377	7.472	4.818	134.9
#1	1532.	42.74	288700.	15.40	11.50	2.494
#2	1601.	44.67	289900.	17.88	12.65	-.9089
#3	1592.	43.98	288800.	16.51	11.95	4.195
Check ?	Chk Pass	Chk Pass	Chk Fail	Chk Pass	Chk Pass	Chk Pass
High Limit			250000.			
Low Limit			-5000.			

Sample Name: 460-126935-a-23-c@5 Acquired: 1/22/2017 15:05:40 Type: Unk
Method: BC011117(v8) Mode: CONC Corr. Factor: 1.000000
User: admin Custom ID1: Custom ID2: Custom ID3:
Comment:

Elem	Se196	Tl1908	V_2924	Zn2062	B_2089	Mo2020
Line	196.090 {472}	190.856 {477}	292.402 {115}	206.200 {463}	208.959 {461}	202.030 {467}
IS Ref	(Y_2243)	(Y_2243)	(Y_3600)	(Y_2243)	(Y_2243)	(Y_2243)
Units	ppb	ppb	ppb	ppb	ppb	ppb
Avg	**-1.133**	**3.304**	**.3120**	**7.282**	**27.16**	**1.668**
Stddev	.243	.720	.4652	.234	.57	.626
%RSD	21.45	21.78	149.1	3.212	2.113	37.52
#1	-1.335	3.346	.7521	7.033	26.63	1.997
#2	-1.201	2.565	-.1748	7.497	27.08	.9465
#3	-.8634	4.002	.3586	7.318	27.76	2.062
Check ?	Chk Pass	Chk Pass	Chk Pass	Chk Pass	Chk Pass	Chk Pass
High Limit						
Low Limit						

Elem	Sn1899	Sr4077	Ti3349	Si2881
Line	189.989 {477}	407.771 { 83}	334.941 {101}	288.158 {117}
IS Ref	(Y_2243)	(Y_3710)	(Y_3600)	(Y_2243)
Units	ppb	ppb	ppb	ppb
Avg	**.4146**	**23.65**	**1.309**	**934.4**
Stddev	.2805	.20	.149	15.9
%RSD	67.65	.8351	11.41	1.699
#1	.1076	23.52	1.228	940.5
#2	.6574	23.54	1.217	916.4
#3	.4790	23.87	1.481	946.3
Check ?	Chk Pass	Chk Pass	Chk Pass	Chk Pass
High Limit				
Low Limit				

Int. Std.	Y_2243	Y_3600	Y_3710
Line	224.306 {450}	360.073 { 94}	371.030 { 91}
Units	Cts/S	Cts/S	Cts/S
Avg	**4077.1**	**19386.**	**7105.9**
Stddev	26.3	37.	19.8
%RSD	.64600	.19024	.27901
#1	4063.9	19426.	7121.2
#2	4060.0	19353.	7113.0
#3	4107.5	19380.	7083.5

Sample Name: 460-126935-a-24-c@5 Acquired: 1/22/2017 15:09:30 Type: Unk
Method: BC011117(v8) Mode: CONC Corr. Factor: 1.000000
User: admin Custom ID1: Custom ID2: Custom ID3:
Comment:

Elem	Al3961	As1890	Ag3280	Ba2335	Be3130	Ca3181
Line	396.152 { 85}	189.042 {478}	328.068 {103}	233.527 {445}	313.042 {108}	318.128 {106}
IS Ref	(Y_3710)	(Y_2243)	(Y_3600)	(Y_2243)	(Y_3710)	(Y_3600)
Units	ppb	ppb	ppb	ppb	ppb	ppb
Avg	**78.49**	**.7582**	**-1.154**	**20.43**	**.1517**	**3620.**
Stddev	18.44	.2292	.323	.18	.0430	16.
%RSD	23.50	30.22	27.94	.8871	28.37	.4374
#1	87.13	1.009	-1.013	20.62	.1154	3602.
#2	57.31	.5598	-1.523	20.40	.1992	3632.
#3	91.02	.7057	-.9260	20.26	.1405	3626.
Check ?	Chk Pass	Chk Pass	Chk Pass	Chk Pass	Chk Pass	Chk Pass
High Limit						
Low Limit						

Elem	Cd2265	Co2286	Cr2677	Cu3247	Fe2714	K_7664
Line	226.502 {449}	228.616 {447}	267.716 {126}	324.754 {104}	271.441 {124}	766.490 { 44}
IS Ref	(Y_2243)	(Y_2243)	(Y_3600)	(Y_3600)	(Y_3600)	(Y_3710)
Units	ppb	ppb	ppb	ppb	ppb	ppb
Avg	**.0113**	**21.13**	**.9377**	**9.499**	**288.4**	**1412.**
Stddev	.0500	.08	.2489	.340	11.5	36.
%RSD	443.2	.3758	26.55	3.579	3.999	2.566
#1	.0561	21.07	1.027	9.713	282.0	1452.
#2	.0204	21.11	.6566	9.676	281.5	1382.
#3	-.0426	21.22	1.130	9.107	301.7	1404.
Check ?	Chk Pass	Chk Pass	Chk Pass	Chk Pass	Chk Pass	Chk Pass
High Limit						
Low Limit						

Elem	Mg2790	Mn2576	Na5895	Ni2316	Pb2203	Sb2068
Line	279.079 {121}	257.610 {131}	589.592 { 57}	231.604 {446}	220.353 {453}	206.833 {463}
IS Ref	(Y_3600)	(Y_3600)	(Y_3710)	(Y_2243)	(Y_2243)	(Y_2243)
Units	ppb	ppb	ppb	ppb	ppb	ppb
Avg	**669.3**	**89.21**	F **288600.**	**166.6**	**8.169**	**.3134**
Stddev	10.3	1.51	483.	.9	.515	1.690
%RSD	1.538	1.697	.1672	.5527	6.310	539.3
#1	658.9	87.56	289000.	165.5	7.608	.4027
#2	679.4	90.54	288100.	167.2	8.622	-1.420
#3	669.6	89.54	288900.	167.0	8.277	1.957
Check ?	Chk Pass	Chk Pass	Chk Fail	Chk Pass	Chk Pass	Chk Pass
High Limit			250000.			
Low Limit			-5000.			

Sample Name: 460-126935-a-24-c@5 Acquired: 1/22/2017 15:09:30 Type: Unk
Method: BC011117(v8) Mode: CONC Corr. Factor: 1.000000
User: admin Custom ID1: Custom ID2: Custom ID3:
Comment:

Elem	Se196	Tl1908	V_2924	Zn2062	B_2089	Mo2020
Line	196.090 {472}	190.856 {477}	292.402 {115}	206.200 {463}	208.959 {461}	202.030 {467}
IS Ref	(Y_2243)	(Y_2243)	(Y_3600)	(Y_2243)	(Y_2243)	(Y_2243)
Units	ppb	ppb	ppb	ppb	ppb	ppb
Avg	**-2.130**	**3.647**	**.5577**	**8.082**	**28.82**	**-.1190**
Stddev	2.256	2.905	.3914	.137	.45	.1993
%RSD	105.9	79.68	70.19	1.698	1.550	167.6
#1	-.7051	1.408	.3293	7.987	28.31	-.3483
#2	-4.731	6.930	1.010	8.240	29.09	.0124
#3	-.9539	2.601	.3341	8.021	29.07	-.0209
Check ?	Chk Pass	Chk Pass	Chk Pass	Chk Pass	Chk Pass	Chk Pass
High Limit						
Low Limit						

Elem	Sn1899	Sr4077	Ti3349	Si2881
Line	189.989 {477}	407.771 { 83}	334.941 {101}	288.158 {117}
IS Ref	(Y_2243)	(Y_3710)	(Y_3600)	(Y_2243)
Units	ppb	ppb	ppb	ppb
Avg	**.4937**	**8.390**	**1.475**	**1121.**
Stddev	1.061	.060	.240	24.
%RSD	214.8	.7143	16.27	2.125
#1	.6554	8.444	1.747	1093.
#2	1.464	8.400	1.387	1133.
#3	-.6384	8.325	1.292	1135.
Check ?	Chk Pass	Chk Pass	Chk Pass	Chk Pass
High Limit				
Low Limit				

Int. Std.	Y_2243	Y_3600	Y_3710
Line	224.306 {450}	360.073 { 94}	371.030 { 91}
Units	Cts/S	Cts/S	Cts/S
Avg	**4079.4**	**19542.**	**7129.8**
Stddev	20.9	99.	37.6
%RSD	.51252	.50428	.52731
#1	4090.1	19602.	7172.9
#2	4055.3	19428.	7103.4
#3	4092.8	19596.	7113.2

Sample Name: 460-126935-a-27-c@5 Acquired: 1/22/2017 15:13:21 Type: Unk
Method: BC011117(v8) Mode: CONC Corr. Factor: 1.000000
User: admin Custom ID1: Custom ID2: Custom ID3:
Comment:

Elem	Al3961	As1890	Ag3280	Ba2335	Be3130	Ca3181
Line	396.152 { 85}	189.042 {478}	328.068 {103}	233.527 {445}	313.042 {108}	318.128 {106}
IS Ref	(Y_3710)	(Y_2243)	(Y_3600)	(Y_2243)	(Y_3710)	(Y_3600)
Units	ppb	ppb	ppb	ppb	ppb	ppb
Avg	**118.3**	**-.1225**	**-.3497**	**62.14**	**.1453**	**52120.**
Stddev	8.3	.9687	.4065	.35	.1708	144.
%RSD	6.990	790.9	116.2	.5678	117.5	.2770
#1	112.9	-.4399	-.2416	62.15	.1661	51950.
#2	127.9	-.8926	-.0082	62.50	.3047	52180.
#3	114.3	.9651	-.7994	61.79	-.0349	52220.
Check ?	Chk Pass	Chk Pass	Chk Pass	Chk Pass	Chk Pass	Chk Pass
High Limit						
Low Limit						

Elem	Cd2265	Co2286	Cr2677	Cu3247	Fe2714	K_7664
Line	226.502 {449}	228.616 {447}	267.716 {126}	324.754 {104}	271.441 {124}	766.490 { 44}
IS Ref	(Y_2243)	(Y_2243)	(Y_3600)	(Y_3600)	(Y_3600)	(Y_3710)
Units	ppb	ppb	ppb	ppb	ppb	ppb
Avg	**.0806**	**25.32**	**.0661**	**1.733**	**438.2**	**2735.**
Stddev	.0649	.33	.5704	.044	4.6	67.
%RSD	80.50	1.286	862.3	2.524	1.047	2.457
#1	.0475	24.95	-.0268	1.732	438.6	2662.
#2	.1554	25.55	-.4520	1.778	433.5	2748.
#3	.0389	25.47	.6773	1.690	442.6	2794.
Check ?	Chk Pass	Chk Pass	Chk Pass	Chk Pass	Chk Pass	Chk Pass
High Limit						
Low Limit						

Elem	Mg2790	Mn2576	Na5895	Ni2316	Pb2203	Sb2068
Line	279.079 {121}	257.610 {131}	589.592 { 57}	231.604 {446}	220.353 {453}	206.833 {463}
IS Ref	(Y_3600)	(Y_3600)	(Y_3710)	(Y_2243)	(Y_2243)	(Y_2243)
Units	ppb	ppb	ppb	ppb	ppb	ppb
Avg	**21800.**	**311.4**	F **304700.**	**6.409**	**-.0592**	**-1.042**
Stddev	64.	.3	263.	.615	.9207	1.053
%RSD	.2956	.1005	.0862	9.593	1556.	101.1
#1	21750.	311.1	304400.	5.791	.6208	-2.257
#2	21770.	311.4	304800.	7.021	.3086	-.4705
#3	21870.	311.8	304900.	6.417	-1.107	-.3983
Check ?	Chk Pass	Chk Pass	Chk Fail	Chk Pass	Chk Pass	Chk Pass
High Limit			250000.			
Low Limit			-5000.			

Sample Name: 460-126935-a-27-c@5 Acquired: 1/22/2017 15:13:21 Type: Unk
Method: BC011117(v8) Mode: CONC Corr. Factor: 1.000000
User: admin Custom ID1: Custom ID2: Custom ID3:
Comment:

Elem	Se196	Tl1908	V_2924	Zn2062	B_2089	Mo2020
Line	196.090 {472}	190.856 {477}	292.402 {115}	206.200 {463}	208.959 {461}	202.030 {467}
IS Ref	(Y_2243)	(Y_2243)	(Y_3600)	(Y_2243)	(Y_2243)	(Y_2243)
Units	ppb	ppb	ppb	ppb	ppb	ppb
Avg	**-4.294**	**4.523**	**.3359**	**12.52**	**21.87**	**-.3013**
Stddev	1.849	2.954	.2670	.15	.18	.2254
%RSD	43.07	65.30	79.47	1.223	.8261	74.80
#1	-2.230	4.039	.1507	12.34	22.08	-.5030
#2	-5.800	7.689	.2152	12.62	21.78	-.0581
#3	-4.851	1.842	.6419	12.60	21.75	-.3428
Check ?	Chk Pass	Chk Pass	Chk Pass	Chk Pass	Chk Pass	Chk Pass
High Limit						
Low Limit						

Elem	Sn1899	Sr4077	Ti3349	Si2881
Line	189.989 {477}	407.771 { 83}	334.941 {101}	288.158 {117}
IS Ref	(Y_2243)	(Y_3710)	(Y_3600)	(Y_2243)
Units	ppb	ppb	ppb	ppb
Avg	**.1084**	**66.35**	**6.600**	**641.5**
Stddev	.3379	.26	.370	9.3
%RSD	311.5	.3851	5.602	1.447
#1	.2532	66.12	6.364	641.1
#2	-.2777	66.63	6.411	632.4
#3	.3498	66.30	7.026	650.9
Check ?	Chk Pass	Chk Pass	Chk Pass	Chk Pass
High Limit				
Low Limit				

Int. Std.	Y_2243	Y_3600	Y_3710
Line	224.306 {450}	360.073 { 94}	371.030 { 91}
Units	Cts/S	Cts/S	Cts/S
Avg	**3997.9**	**19445.**	**7096.7**
Stddev	17.9	96.	85.4
%RSD	.44687	.49399	1.2029
#1	4008.9	19513.	7182.9
#2	4007.6	19487.	7095.2
#3	3977.3	19335.	7012.2

Sample Name: 460-126935-a-36-c@5 Acquired: 1/22/2017 15:17:10 Type: Unk
Method: BC011117(v8) Mode: CONC Corr. Factor: 1.000000
User: admin Custom ID1: Custom ID2: Custom ID3:
Comment:

Elem	Al3961	As1890	Ag3280	Ba2335	Be3130	Ca3181
Line	396.152 { 85}	189.042 {478}	328.068 {103}	233.527 {445}	313.042 {108}	318.128 {106}
IS Ref	(Y_3710)	(Y_2243)	(Y_3600)	(Y_2243)	(Y_3710)	(Y_3600)
Units	ppb	ppb	ppb	ppb	ppb	ppb
Avg	**211.4**	**1.407**	**-.5922**	**70.83**	**.0721**	**21720.**
Stddev	9.5	1.253	.2654	.32	.0430	37.
%RSD	4.473	89.04	44.82	.4511	59.67	.1701
#1	206.9	2.694	-.7223	70.47	.0711	21680.
#2	222.3	1.335	-.2868	70.99	.0296	21750.
#3	205.0	.1917	-.7675	71.05	.1156	21740.
Check ?	Chk Pass	Chk Pass	Chk Pass	Chk Pass	Chk Pass	Chk Pass
High Limit						
Low Limit						

Elem	Cd2265	Co2286	Cr2677	Cu3247	Fe2714	K_7664
Line	226.502 {449}	228.616 {447}	267.716 {126}	324.754 {104}	271.441 {124}	766.490 { 44}
IS Ref	(Y_2243)	(Y_2243)	(Y_3600)	(Y_3600)	(Y_3600)	(Y_3710)
Units	ppb	ppb	ppb	ppb	ppb	ppb
Avg	**.3170**	**5.190**	**.3328**	**23.81**	**227.8**	**1071.**
Stddev	.0224	.105	.4658	.46	6.7	47.
%RSD	7.060	2.021	140.0	1.944	2.928	4.423
#1	.3239	5.197	.2843	23.36	220.3	1018.
#2	.2919	5.082	.8210	23.78	230.0	1111.
#3	.3350	5.292	-.1068	24.28	233.1	1083.
Check ?	Chk Pass	Chk Pass	Chk Pass	Chk Pass	Chk Pass	Chk Pass
High Limit						
Low Limit						

Elem	Mg2790	Mn2576	Na5895	Ni2316	Pb2203	Sb2068
Line	279.079 {121}	257.610 {131}	589.592 { 57}	231.604 {446}	220.353 {453}	206.833 {463}
IS Ref	(Y_3600)	(Y_3600)	(Y_3710)	(Y_2243)	(Y_2243)	(Y_2243)
Units	ppb	ppb	ppb	ppb	ppb	ppb
Avg	**1598.**	**160.1**	F **293700.**	**19.78**	**-1.077**	**-.8788**
Stddev	7.	.9	795.	.26	1.965	.5785
%RSD	.4436	.5808	.2706	1.292	182.5	65.83
#1	1591.	159.0	293000.	20.07	.8280	-.6948
#2	1605.	160.6	293500.	19.66	-.9608	-1.527
#3	1597.	160.6	294500.	19.60	-3.098	-.4147
Check ?	Chk Pass	Chk Pass	Chk Fail	Chk Pass	Chk Pass	Chk Pass
High Limit			250000.			
Low Limit			-5000.			

Sample Name: 460-126935-a-36-c@5 Acquired: 1/22/2017 15:17:10 Type: Unk
Method: BC011117(v8) Mode: CONC Corr. Factor: 1.000000
User: admin Custom ID1: Custom ID2: Custom ID3:
Comment:

Elem	Se196	Tl1908	V_2924	Zn2062	B_2089	Mo2020
Line	196.090 {472}	190.856 {477}	292.402 {115}	206.200 {463}	208.959 {461}	202.030 {467}
IS Ref	(Y_2243)	(Y_2243)	(Y_3600)	(Y_2243)	(Y_2243)	(Y_2243)
Units	ppb	ppb	ppb	ppb	ppb	ppb
Avg	.4213	1.672	-.0667	23.22	14.69	.5244
Stddev	2.074	3.121	.4617	.15	.59	.2980
%RSD	492.2	186.7	691.9	.6325	4.016	56.83
#1	1.742	4.124	.3745	23.08	14.37	.5390
#2	1.491	-1.841	-.5466	23.37	15.37	.2193
#3	-1.969	2.732	-.0281	23.20	14.33	.8148
Check ?	Chk Pass	Chk Pass	Chk Pass	Chk Pass	Chk Pass	Chk Pass
High Limit						
Low Limit						

Elem	Sn1899	Sr4077	Ti3349	Si2881
Line	189.989 {477}	407.771 { 83}	334.941 {101}	288.158 {117}
IS Ref	(Y_2243)	(Y_3710)	(Y_3600)	(Y_2243)
Units	ppb	ppb	ppb	ppb
Avg	.1097	99.77	7.431	1877.
Stddev	.8125	.56	.173	53.
%RSD	740.7	.5580	2.329	2.805
#1	.2130	99.14	7.325	1817.
#2	-.7495	100.2	7.631	1902.
#3	.8657	100.0	7.337	1913.
Check ?	Chk Pass	Chk Pass	Chk Pass	Chk Pass
High Limit				
Low Limit				

Int. Std.	Y_2243	Y_3600	Y_3710
Line	224.306 {450}	360.073 { 94}	371.030 { 91}
Units	Cts/S	Cts/S	Cts/S
Avg	4035.3	19425.	7094.5
Stddev	4.6	119.	129.9
%RSD	.11483	.61371	1.8310
#1	4031.8	19315.	6979.3
#2	4040.6	19407.	7068.9
#3	4033.7	19552.	7235.3

Sample Name: lb 460-415619/1-b@5 Acquired: 1/22/2017 15:20:59 Type: Unk
Method: BC011117(v8) Mode: CONC Corr. Factor: 1.000000
User: admin Custom ID1: Custom ID2: Custom ID3:
Comment:

Elem	Al3961	As1890	Ag3280	Ba2335	Be3130	Ca3181
Line	396.152 { 85}	189.042 {478}	328.068 {103}	233.527 {445}	313.042 {108}	318.128 {106}
IS Ref	(Y_3710)	(Y_2243)	(Y_3600)	(Y_2243)	(Y_3710)	(Y_3600)
Units	ppb	ppb	ppb	ppb	ppb	ppb
Avg	**-12.06**	**-.5320**	**-.7071**	**-.0854**	**.0594**	**-5.989**
Stddev	8.92	2.359	1.042	.1970	.1707	4.141
%RSD	73.97	443.4	147.3	230.5	287.6	69.15
#1	-17.15	-2.910	-1.236	-.1591	.2546	-4.560
#2	-1.760	-.4940	-1.378	-.2349	-.0149	-2.751
#3	-17.27	1.808	.4928	.1377	-.0616	-10.66
Check ?	Chk Pass	Chk Pass	Chk Pass	Chk Pass	Chk Pass	Chk Pass
High Limit						
Low Limit						

Elem	Cd2265	Co2286	Cr2677	Cu3247	Fe2714	K_7664
Line	226.502 {449}	228.616 {447}	267.716 {126}	324.754 {104}	271.441 {124}	766.490 { 44}
IS Ref	(Y_2243)	(Y_2243)	(Y_3600)	(Y_3600)	(Y_3600)	(Y_3710)
Units	ppb	ppb	ppb	ppb	ppb	ppb
Avg	**.0264**	**-.1302**	**.1156**	**.8851**	**3.522**	**69.93**
Stddev	.0749	.0804	.4055	.3577	6.186	40.60
%RSD	283.6	61.78	350.6	40.41	175.6	58.06
#1	.0794	-.1872	.4359	.4799	10.18	116.1
#2	-.0593	-.1652	-.3402	1.157	-2.041	39.86
#3	.0591	-.0382	.2512	1.018	2.425	53.82
Check ?	Chk Pass	Chk Pass	Chk Pass	Chk Pass	Chk Pass	Chk Pass
High Limit						
Low Limit						

Elem	Mg2790	Mn2576	Na5895	Ni2316	Pb2203	Sb2068
Line	279.079 {121}	257.610 {131}	589.592 { 57}	231.604 {446}	220.353 {453}	206.833 {463}
IS Ref	(Y_3600)	(Y_3600)	(Y_3710)	(Y_2243)	(Y_2243)	(Y_2243)
Units	ppb	ppb	ppb	ppb	ppb	ppb
Avg	**-2.656**	**.0158**	F **290000.**	**2.730**	**-.0176**	**.8243**
Stddev	3.196	.0863	758.	.127	.5277	1.710
%RSD	120.3	545.6	.2613	4.659	2994.	207.5
#1	-4.945	-.0781	290300.	2.875	-.2322	1.369
#2	.9957	.0918	290700.	2.677	-.4043	-1.092
#3	-4.017	.0338	289200.	2.638	.5836	2.196
Check ?	Chk Pass	Chk Pass	Chk Fail	Chk Pass	Chk Pass	Chk Pass
High Limit			250000.			
Low Limit			-5000.			

Sample Name: lb 460-415619/1-b@5 Acquired: 1/22/2017 15:20:59 Type: Unk
Method: BC011117(v8) Mode: CONC Corr. Factor: 1.000000
User: admin Custom ID1: Custom ID2: Custom ID3:
Comment:

Elem	Se196	Tl1908	V_2924	Zn2062	B_2089	Mo2020
Line	196.090 {472}	190.856 {477}	292.402 {115}	206.200 {463}	208.959 {461}	202.030 {467}
IS Ref	(Y_2243)	(Y_2243)	(Y_3600)	(Y_2243)	(Y_2243)	(Y_2243)
Units	ppb	ppb	ppb	ppb	ppb	ppb
Avg	**2.289**	**3.368**	**-.1091**	**1.024**	**1.590**	**-.3408**
Stddev	3.210	3.245	.4780	.118	.183	.2621
%RSD	140.3	96.34	438.1	11.55	11.52	76.92
#1	-.2707	5.751	-.6423	.9102	1.439	-.0516
#2	5.891	-.3272	.2812	1.146	1.537	-.5627
#3	1.246	4.680	.0338	1.014	1.794	-.4081
Check ?	Chk Pass	Chk Pass	Chk Pass	Chk Pass	Chk Pass	Chk Pass
High Limit						
Low Limit						

Elem	Sn1899	Sr4077	Ti3349	Si2881
Line	189.989 {477}	407.771 { 83}	334.941 {101}	288.158 {117}
IS Ref	(Y_2243)	(Y_3710)	(Y_3600)	(Y_2243)
Units	ppb	ppb	ppb	ppb
Avg	**.6892**	**-.0351**	**-.0078**	**-17.50**
Stddev	.0601	.2098	.0738	6.70
%RSD	8.715	598.0	949.5	38.30
#1	.6377	-.0355	.0214	-22.97
#2	.7552	-.2447	.0470	-19.50
#3	.6746	.1750	-.0917	-10.02
Check ?	Chk Pass	Chk Pass	Chk Pass	Chk Pass
High Limit				
Low Limit				

Int. Std.	Y_2243	Y_3600	Y_3710
Line	224.306 {450}	360.073 { 94}	371.030 { 91}
Units	Cts/S	Cts/S	Cts/S
Avg	**4088.6**	**19513.**	**7131.3**
Stddev	7.7	123.	53.6
%RSD	.18931	.63078	.75146
#1	4093.5	19547.	7069.9
#2	4079.6	19377.	7168.7
#3	4092.5	19616.	7155.3

Sample Name: 460-127046-a-1-c@500 Acquired: 1/22/2017 15:24:52 Type: Unk
Method: BC011117(v8) Mode: CONC Corr. Factor: 1.000000
User: admin Custom ID1: Custom ID2: Custom ID3:
Comment:

Elem	Al3961	As1890	Ag3280	Ba2335	Be3130	Ca3181
Line	396.152 { 85}	189.042 {478}	328.068 {103}	233.527 {445}	313.042 {108}	318.128 {106}
IS Ref	(Y_3710)	(Y_2243)	(Y_3600)	(Y_2243)	(Y_3710)	(Y_3600)
Units	ppb	ppb	ppb	ppb	ppb	ppb
Avg	**142.2**	**-1.506**	**.0535**	**8.980**	**.0555**	**540.7**
Stddev	7.9	1.854	.6927	.159	.0498	1.5
%RSD	5.590	123.1	1295.	1.767	89.79	.2694
#1	140.1	-2.587	-.6934	9.023	.0026	539.1
#2	135.5	.6344	.6750	8.804	.1014	541.9
#3	151.0	-2.566	.1788	9.113	.0624	541.2
Check ?	Chk Pass	Chk Pass	Chk Pass	Chk Pass	Chk Pass	Chk Pass
High Limit						
Low Limit						

Elem	Cd2265	Co2286	Cr2677	Cu3247	Fe2714	K_7664
Line	226.502 {449}	228.616 {447}	267.716 {126}	324.754 {104}	271.441 {124}	766.490 { 44}
IS Ref	(Y_2243)	(Y_2243)	(Y_3600)	(Y_3600)	(Y_3600)	(Y_3710)
Units	ppb	ppb	ppb	ppb	ppb	ppb
Avg	**.8602**	**1.535**	**769.6**	**7.550**	**380.5**	**232.0**
Stddev	.0346	.113	3.1	.520	5.3	73.3
%RSD	4.017	7.339	.3989	6.889	1.401	31.60
#1	.8968	1.406	770.4	7.818	376.4	265.1
#2	.8281	1.613	766.2	6.950	378.5	282.9
#3	.8558	1.586	772.2	7.881	386.6	148.0
Check ?	Chk Pass	Chk Pass	Chk Pass	Chk Pass	Chk Pass	Chk Pass
High Limit						
Low Limit						

Elem	Mg2790	Mn2576	Na5895	Ni2316	Pb2203	Sb2068
Line	279.079 {121}	257.610 {131}	589.592 { 57}	231.604 {446}	220.353 {453}	206.833 {463}
IS Ref	(Y_3600)	(Y_3600)	(Y_3710)	(Y_2243)	(Y_2243)	(Y_2243)
Units	ppb	ppb	ppb	ppb	ppb	ppb
Avg	**381.2**	**8.218**	**71.94**	**1.985**	**3211.**	**122.8**
Stddev	5.1	.219	37.03	.418	49.	2.4
%RSD	1.329	2.667	51.47	21.04	1.542	1.947
#1	382.7	8.116	111.7	1.593	3155.	121.9
#2	375.6	8.068	65.72	2.424	3229.	125.5
#3	385.4	8.469	38.42	1.938	3248.	121.0
Check ?	Chk Pass	Chk Pass	Chk Pass	Chk Pass	Chk Pass	Chk Pass
High Limit						
Low Limit						

Sample Name: 460-127046-a-1-c@500 Acquired: 1/22/2017 15:24:52 Type: Unk
Method: BC011117(v8) Mode: CONC Corr. Factor: 1.000000
User: admin Custom ID1: Custom ID2: Custom ID3:
Comment:

Elem	Se196	Tl1908	V_2924	Zn2062	B_2089	Mo2020
Line	196.090 {472}	190.856 {477}	292.402 {115}	206.200 {463}	208.959 {461}	202.030 {467}
IS Ref	(Y_2243)	(Y_2243)	(Y_3600)	(Y_2243)	(Y_2243)	(Y_2243)
Units	ppb	ppb	ppb	ppb	ppb	ppb
Avg	**-2.273**	**2.827**	**4.361**	**2830.**	**-.0619**	**-.2859**
Stddev	5.594	3.281	.170	7.	.3593	.0772
%RSD	246.1	116.0	3.908	.2490	580.8	27.01
#1	-8.656	1.049	4.261	2824.	-.3738	-.3203
#2	1.779	6.613	4.265	2838.	.3309	-.3398
#3	.0581	.8196	4.558	2829.	-.1427	-.1974
Check ?	Chk Pass	Chk Pass	Chk Pass	Chk Pass	Chk Pass	Chk Pass
High Limit						
Low Limit						

Elem	Sn1899	Sr4077	Ti3349	Si2881
Line	189.989 {477}	407.771 { 83}	334.941 {101}	288.158 {117}
IS Ref	(Y_2243)	(Y_3710)	(Y_3600)	(Y_2243)
Units	ppb	ppb	ppb	ppb
Avg	**7.422**	**4.482**	**7.111**	**-17.58**
Stddev	.221	.238	.069	6.45
%RSD	2.980	5.307	.9643	36.69
#1	7.676	4.211	7.182	-17.76
#2	7.313	4.657	7.104	-23.95
#3	7.276	4.578	7.046	-11.05
Check ?	Chk Pass	Chk Pass	Chk Pass	Chk Pass
High Limit				
Low Limit				

Int. Std.	Y_2243	Y_3600	Y_3710
Line	224.306 {450}	360.073 { 94}	371.030 { 91}
Units	Cts/S	Cts/S	Cts/S
Avg	**4246.2**	**20924.**	**7402.5**
Stddev	15.2	165.	64.0
%RSD	.35835	.78634	.86492
#1	4262.4	20736.	7329.1
#2	4243.9	20993.	7446.8
#3	4232.2	21043.	7431.5

Sample Name: 460-127098-i-1-a@100 Acquired: 1/22/2017 15:28:42 Type: Unk
Method: BC011117(v8) Mode: CONC Corr. Factor: 1.000000
User: admin Custom ID1: Custom ID2: Custom ID3:
Comment:

Elem	Al3961	As1890	Ag3280	Ba2335	Be3130	Ca3181
Line	396.152 { 85}	189.042 {478}	328.068 {103}	233.527 {445}	313.042 {108}	318.128 {106}
IS Ref	(Y_3710)	(Y_2243)	(Y_3600)	(Y_2243)	(Y_3710)	(Y_3600)
Units	ppb	ppb	ppb	ppb	ppb	ppb
Avg	**-32.06**	**3.476**	**.0611**	**.1666**	**.1020**	**3.630**
Stddev	4.29	1.917	.0712	.1056	.0509	2.068
%RSD	13.38	55.16	116.6	63.38	49.85	56.96
#1	-34.41	5.488	.0490	.1637	.0883	3.862
#2	-27.11	1.669	.1376	.2735	.1584	5.572
#3	-34.67	3.272	-.0033	.0624	.0594	1.456
Check ?	Chk Pass	Chk Pass	Chk Pass	Chk Pass	Chk Pass	Chk Pass
High Limit						
Low Limit						

Elem	Cd2265	Co2286	Cr2677	Cu3247	Fe2714	K_7664
Line	226.502 {449}	228.616 {447}	267.716 {126}	324.754 {104}	271.441 {124}	766.490 { 44}
IS Ref	(Y_2243)	(Y_2243)	(Y_3600)	(Y_3600)	(Y_3600)	(Y_3710)
Units	ppb	ppb	ppb	ppb	ppb	ppb
Avg	**5.211**	**.2765**	**-.0803**	**485.6**	**137.2**	**85.37**
Stddev	.082	.0244	.3212	5.3	2.5	33.03
%RSD	1.575	8.829	400.1	1.096	1.837	38.69
#1	5.116	.2505	.2819	479.7	135.2	110.2
#2	5.256	.2989	-.1922	487.0	136.5	98.07
#3	5.260	.2802	-.3305	490.1	140.0	47.88
Check ?	Chk Pass	Chk Pass	Chk Pass	Chk Pass	Chk Pass	Chk Pass
High Limit						
Low Limit						

Elem	Mg2790	Mn2576	Na5895	Ni2316	Pb2203	Sb2068
Line	279.079 {121}	257.610 {131}	589.592 { 57}	231.604 {446}	220.353 {453}	206.833 {463}
IS Ref	(Y_3600)	(Y_3600)	(Y_3710)	(Y_2243)	(Y_2243)	(Y_2243)
Units	ppb	ppb	ppb	ppb	ppb	ppb
Avg	**-1.551**	**.0837**	**7291.**	**89.05**	**1763.**	**1761.**
Stddev	7.355	.0568	29.	1.97	26.	26.
%RSD	474.3	67.91	.4003	2.213	1.495	1.488
#1	-5.132	.1330	7272.	86.98	1733.	1732.
#2	-6.429	.0215	7276.	89.27	1774.	1781.
#3	6.909	.0965	7324.	90.90	1781.	1772.
Check ?	Chk Pass	Chk Pass	Chk Pass	Chk Pass	Chk Pass	Chk Pass
High Limit						
Low Limit						

Sample Name: 460-127098-i-1-a@100 Acquired: 1/22/2017 15:28:42 Type: Unk
Method: BC011117(v8) Mode: CONC Corr. Factor: 1.000000
User: admin Custom ID1: Custom ID2: Custom ID3:
Comment:

Elem	Se196	Tl1908	V_2924	Zn2062	B_2089	Mo2020
Line	196.090 {472}	190.856 {477}	292.402 {115}	206.200 {463}	208.959 {461}	202.030 {467}
IS Ref	(Y_2243)	(Y_2243)	(Y_3600)	(Y_2243)	(Y_2243)	(Y_2243)
Units	ppb	ppb	ppb	ppb	ppb	ppb
Avg	**660.8**	**2.644**	**-.3053**	**.8363**	**-.1745**	**-.2241**
Stddev	3.7	2.669	.2386	.1997	.4046	.2698
%RSD	.5646	100.9	78.15	23.88	231.8	120.4
#1	656.9	3.572	-.5512	1.018	.2627	-.3346
#2	661.2	-.3649	-.2900	.6223	-.5355	.0834
#3	664.4	4.725	-.0748	.8689	-.2508	-.4211
Check ?	Chk Pass	Chk Pass	Chk Pass	Chk Pass	Chk Pass	Chk Pass
High Limit						
Low Limit						

Elem	Sn1899	Sr4077	Ti3349	Si2881
Line	189.989 {477}	407.771 { 83}	334.941 {101}	288.158 {117}
IS Ref	(Y_2243)	(Y_3710)	(Y_3600)	(Y_2243)
Units	ppb	ppb	ppb	ppb
Avg	**1.648**	**.0940**	**-.0808**	**-40.45**
Stddev	.250	.1691	.1537	15.03
%RSD	15.16	179.8	190.3	37.15
#1	1.923	-.0570	.0618	-57.29
#2	1.586	.2767	-.2436	-28.41
#3	1.435	.0624	-.0606	-35.64
Check ?	Chk Pass	Chk Pass	Chk Pass	Chk Pass
High Limit				
Low Limit				

Int. Std.	Y_2243	Y_3600	Y_3710
Line	224.306 {450}	360.073 { 94}	371.030 { 91}
Units	Cts/S	Cts/S	Cts/S
Avg	**4179.8**	**20334.**	**7115.4**
Stddev	27.2	137.	58.8
%RSD	.64978	.67336	.82680
#1	4196.1	20276.	7140.4
#2	4194.8	20490.	7157.6
#3	4148.4	20235.	7048.2

Sample Name: lcs 460-415917/2-a Acquired: 1/22/2017 15:32:32 Type: QC
Method: BC011117(v8) Mode: CONC Corr. Factor: 1.000000
User: admin Custom ID1: Custom ID2: Custom ID3:
Comment:

Elem	Al3961	As1890	Ag3280	Ba2335	Be3130	Ca3181
Line	396.152 { 85}	189.042 {478}	328.068 {103}	233.527 {445}	313.042 {108}	318.128 {106}
IS Ref	(Y_3710)	(Y_2243)	(Y_3600)	(Y_2243)	(Y_3710)	(Y_3600)
Units	ppb	ppb	ppb	ppb	ppb	ppb
Avg	**2041.**	**1999.**	**51.07**	**2105.**	**50.14**	**19870.**
Stddev	93.	5.	.77	5.	2.34	97.
%RSD	4.562	.2736	1.500	.2558	4.665	.4858
#1	1976.	1994.	51.94	2108.	49.03	19950.
#2	1998.	2005.	50.76	2099.	48.56	19760.
#3	2147.	1999.	50.51	2108.	52.82	19890.
Check ?	Chk Pass	Chk Pass	Chk Pass	Chk Pass	Chk Pass	Chk Pass
Value						
Range						

Elem	Cd2265	Co2286	Cr2677	Cu3247	Fe2714	K_7664
Line	226.502 {449}	228.616 {447}	267.716 {126}	324.754 {104}	271.441 {124}	766.490 { 44}
IS Ref	(Y_2243)	(Y_2243)	(Y_3600)	(Y_3600)	(Y_3600)	(Y_3710)
Units	ppb	ppb	ppb	ppb	ppb	ppb
Avg	**52.09**	**518.8**	**209.3**	**250.6**	**1027.**	**20050.**
Stddev	.10	1.0	2.2	2.2	13.	996.
%RSD	.1827	.1940	1.036	.8611	1.275	4.965
#1	52.10	519.8	211.7	252.9	1039.	19430.
#2	52.00	518.9	207.5	248.7	1013.	19530.
#3	52.19	517.8	208.7	250.1	1029.	21200.
Check ?	Chk Pass	Chk Pass	Chk Pass	Chk Pass	Chk Pass	Chk Pass
Value						
Range						

Elem	Mg2790	Mn2576	Na5895	Ni2316	Pb2203	Sb2068
Line	279.079 {121}	257.610 {131}	589.592 { 57}	231.604 {446}	220.353 {453}	206.833 {463}
IS Ref	(Y_3600)	(Y_3600)	(Y_3710)	(Y_2243)	(Y_2243)	(Y_2243)
Units	ppb	ppb	ppb	ppb	ppb	ppb
Avg	**19320.**	**524.9**	**20760.**	**526.7**	**529.8**	**498.3**
Stddev	81.	1.7	877.	2.6	4.5	3.1
%RSD	.4203	.3208	4.225	.5005	.8521	.6201
#1	19350.	526.6	20180.	529.6	534.8	501.1
#2	19230.	523.2	20330.	526.2	526.1	495.0
#3	19390.	524.8	21770.	524.4	528.5	498.8
Check ?	Chk Pass	Chk Pass	Chk Pass	Chk Pass	Chk Pass	Chk Pass
Value						
Range						

Sample Name: lcs 460-415917/2-a Acquired: 1/22/2017 15:32:32 Type: QC
Method: BC011117(v8) Mode: CONC Corr. Factor: 1.000000
User: admin Custom ID1: Custom ID2: Custom ID3:
Comment:

Elem	Se196	Tl1908	V_2924	Zn2062	B_2089	Mo2020
Line	196.090 {472}	190.856 {477}	292.402 {115}	206.200 {463}	208.959 {461}	202.030 {467}
IS Ref	(Y_2243)	(Y_2243)	(Y_3600)	(Y_2243)	(Y_2243)	(Y_2243)
Units	ppb	ppb	ppb	ppb	ppb	ppb
Avg	**1988.**	**2105.**	**520.0**	**534.9**	**494.7**	**498.3**
Stddev	6.	5.	4.4	5.7	.5	1.0
%RSD	.3175	.2368	.8401	1.075	.1014	.2020
#1	1995.	2110.	520.1	541.5	495.0	499.4
#2	1983.	2101.	515.6	532.1	494.1	498.0
#3	1985.	2103.	524.4	531.1	495.0	497.4
Check ?	Chk Pass	Chk Pass	Chk Pass	Chk Pass	Chk Pass	Chk Pass
Value						
Range						

Elem	Sn1899	Sr4077	Ti3349	Si2881
Line	189.989 {477}	407.771 { 83}	334.941 {101}	288.158 {117}
IS Ref	(Y_2243)	(Y_3710)	(Y_3600)	(Y_2243)
Units	ppb	ppb	ppb	ppb
Avg	**515.9**	**521.3**	**500.8**	**47.01**
Stddev	2.4	21.9	2.1	11.01
%RSD	.4595	4.194	.4184	23.42
#1	518.6	508.1	503.2	36.20
#2	514.9	509.3	499.4	58.21
#3	514.1	546.5	499.8	46.64
Check ?	Chk Pass	Chk Pass	Chk Pass	None
Value				
Range				

Int. Std.	Y_2243	Y_3600	Y_3710
Line	224.306 {450}	360.073 { 94}	371.030 { 91}
Units	Cts/S	Cts/S	Cts/S
Avg	**4106.8**	**20076.**	**6942.4**
Stddev	15.3	150.	274.0
%RSD	.37188	.74578	3.9461
#1	4090.7	19977.	7062.3
#2	4108.5	20248.	7136.0
#3	4121.1	20002.	6628.9

Sample Name: CCV Acquired: 1/22/2017 15:36:06 Type: QC
Method: BC011117(v8) Mode: CONC Corr. Factor: 1.000000
User: admin Custom ID1: Custom ID2: Custom ID3:
Comment:

Elem	Al3961	As1890	Ag3280	Ba2335	Be3130	Ca3181
Line	396.152 { 85}	189.042 {478}	328.068 {103}	233.527 {445}	313.042 {108}	318.128 {106}
IS Ref	(Y_3710)	(Y_2243)	(Y_3600)	(Y_2243)	(Y_3710)	(Y_3600)
Units	ppb	ppb	ppb	ppb	ppb	ppb
Avg	**121100.**	**2465.**	**1262.**	**10050.**	**953.2**	**120600.**
Stddev	116.	1.	2.	5.	1.0	377.
%RSD	.0954	.0499	.1793	.0543	.1004	.3128
#1	121100.	2467.	1260.	10060.	954.3	120300.
#2	120900.	2464.	1261.	10050.	952.6	120400.
#3	121100.	2465.	1264.	10050.	952.8	121000.
Check ?	Chk Pass	Chk Pass	Chk Pass	Chk Pass	Chk Pass	Chk Pass
Value						
Range						

Elem	Cd2265	Co2286	Cr2677	Cu3247	Fe2714	K_7664
Line	226.502 {449}	228.616 {447}	267.716 {126}	324.754 {104}	271.441 {124}	766.490 { 44}
IS Ref	(Y_2243)	(Y_2243)	(Y_3600)	(Y_3600)	(Y_3600)	(Y_3710)
Units	ppb	ppb	ppb	ppb	ppb	ppb
Avg	**1236.**	**2457.**	**4983.**	**12390.**	**97770.**	**49700.**
Stddev	.	2.	18.	8.	375.	30.
%RSD	.0386	.1008	.3576	.0615	.3834	.0603
#1	1235.	2458.	4968.	12390.	97440.	49670.
#2	1236.	2454.	4978.	12390.	97690.	49700.
#3	1236.	2459.	5003.	12400.	98180.	49730.
Check ?	Chk Pass	Chk Pass	Chk Pass	Chk Pass	Chk Pass	Chk Pass
Value						
Range						

Elem	Mg2790	Mn2576	Na5895	Ni2316	Pb2203	Sb2068
Line	279.079 {121}	257.610 {131}	589.592 { 57}	231.604 {446}	220.353 {453}	206.833 {463}
IS Ref	(Y_3600)	(Y_3600)	(Y_3710)	(Y_2243)	(Y_2243)	(Y_2243)
Units	ppb	ppb	ppb	ppb	ppb	ppb
Avg	**121000.**	**4980.**	**127000.**	**2473.**	**7400.**	**979.0**
Stddev	421.	11.	299.	1.	21.	5.5
%RSD	.3480	.2259	.2356	.0583	.2827	.5588
#1	120900.	4970.	127300.	2472.	7402.	980.9
#2	120700.	4976.	127000.	2473.	7378.	983.3
#3	121500.	4992.	126700.	2474.	7419.	972.8
Check ?	Chk Pass	Chk Pass	Chk Pass	Chk Pass	Chk Pass	Chk Pass
Value						
Range						

Sample Name: CCV Acquired: 1/22/2017 15:36:06 Type: QC
Method: BC011117(v8) Mode: CONC Corr. Factor: 1.000000
User: admin Custom ID1: Custom ID2: Custom ID3:
Comment:

Elem	Se196	Tl1908	V_2924	Zn2062	B_2089	Mo2020
Line	196.090 {472}	190.856 {477}	292.402 {115}	206.200 {463}	208.959 {461}	202.030 {467}
IS Ref	(Y_2243)	(Y_2243)	(Y_3600)	(Y_2243)	(Y_2243)	(Y_2243)
Units	ppb	ppb	ppb	ppb	ppb	ppb
Avg	**2463.**	**2498.**	**2464.**	**2484.**	**997.2**	**2410.**
Stddev	12.	5.	6.	6.	2.7	5.
%RSD	.4912	.2157	.2271	.2455	.2670	.2026
#1	2476.	2503.	2458.	2482.	998.3	2414.
#2	2459.	2492.	2465.	2478.	999.2	2410.
#3	2453.	2498.	2469.	2490.	994.2	2405.
Check ?	Chk Pass	Chk Pass	Chk Pass	Chk Pass	Chk Pass	Chk Pass
Value						
Range						

Elem	Sn1899	Sr4077	Ti3349	Si2881
Line	189.989 {477}	407.771 { 83}	334.941 {101}	288.158 {117}
IS Ref	(Y_2243)	(Y_3710)	(Y_3600)	(Y_2243)
Units	ppb	ppb	ppb	ppb
Avg	**976.8**	**4982.**	**9928.**	**8796.**
Stddev	2.0	12.	3.	75.
%RSD	.2089	.2482	.0285	.8575
#1	974.4	4993.	9930.	8839.
#2	977.7	4984.	9925.	8839.
#3	978.2	4969.	9930.	8708.
Check ?	Chk Pass	Chk Pass	Chk Pass	None
Value				
Range				

Int. Std.	Y_2243	Y_3600	Y_3710
Line	224.306 {450}	360.073 { 94}	371.030 { 91}
Units	Cts/S	Cts/S	Cts/S
Avg	**3931.6**	**19226.**	**7116.4**
Stddev	2.6	34.	54.1
%RSD	.06590	.17766	.76026
#1	3928.7	19194.	7126.2
#2	3932.4	19262.	7165.0
#3	3933.7	19222.	7058.1

Sample Name: CCB Acquired: 1/22/2017 15:39:34 Type: QC
Method: BC011117(v8) Mode: CONC Corr. Factor: 1.000000
User: admin Custom ID1: Custom ID2: Custom ID3:
Comment:

Elem	Al3961	As1890	Ag3280	Ba2335	Be3130	Ca3181
Line	396.152 { 85}	189.042 {478}	328.068 {103}	233.527 {445}	313.042 {108}	318.128 {106}
IS Ref	(Y_3710)	(Y_2243)	(Y_3600)	(Y_2243)	(Y_3710)	(Y_3600)
Units	ppb	ppb	ppb	ppb	ppb	ppb
Avg	**-11.50**	**-1.368**	**-.7893**	**.6189**	**.0630**	**16.26**
Stddev	23.77	1.728	.7607	.6299	.0518	21.39
%RSD	206.6	126.3	96.38	101.8	82.12	131.6
#1	-38.93	-2.664	-1.385	1.341	.0330	40.49
#2	1.389	-2.032	-1.050	.3366	.1228	8.305
#3	3.036	.5938	.0676	.1795	.0332	-.0230
Check ?	Chk Pass	Chk Pass	Chk Pass	Chk Pass	Chk Pass	Chk Pass
High Limit						
Low Limit						

Elem	Cd2265	Co2286	Cr2677	Cu3247	Fe2714	K_7664
Line	226.502 {449}	228.616 {447}	267.716 {126}	324.754 {104}	271.441 {124}	766.490 { 44}
IS Ref	(Y_2243)	(Y_2243)	(Y_3600)	(Y_3600)	(Y_3600)	(Y_3710)
Units	ppb	ppb	ppb	ppb	ppb	ppb
Avg	**.0458**	**.2547**	**.3527**	**2.224**	**19.11**	**-9.730**
Stddev	.1094	.2196	.6584	2.277	21.18	22.82
%RSD	238.6	86.23	186.7	102.3	110.8	234.5
#1	.1672	.5079	1.103	4.849	43.56	-32.58
#2	-.0449	.1378	-.1292	1.045	6.288	13.05
#3	.0152	.1182	.0845	.7794	7.483	-9.667
Check ?	Chk Pass	Chk Pass	Chk Pass	Chk Pass	Chk Pass	Chk Pass
High Limit						
Low Limit						

Elem	Mg2790	Mn2576	Na5895	Ni2316	Pb2203	Sb2068
Line	279.079 {121}	257.610 {131}	589.592 { 57}	231.604 {446}	220.353 {453}	206.833 {463}
IS Ref	(Y_3600)	(Y_3600)	(Y_3710)	(Y_2243)	(Y_2243)	(Y_2243)
Units	ppb	ppb	ppb	ppb	ppb	ppb
Avg	**12.24**	**.6669**	**10.93**	**.1997**	**-.3354**	**.1766**
Stddev	25.36	1.006	20.94	.3693	1.373	2.657
%RSD	207.2	150.8	191.5	184.9	409.4	1504.
#1	41.51	1.820	6.795	.6257	.7782	-.2805
#2	-2.048	.2120	33.63	-.0284	.0852	3.033
#3	-2.757	-.0310	-7.629	.0017	-1.870	-2.222
Check ?	Chk Pass	Chk Pass	Chk Pass	Chk Pass	Chk Pass	Chk Pass
High Limit						
Low Limit						

Sample Name: CCB Acquired: 1/22/2017 15:39:34 Type: QC
Method: BC011117(v8) Mode: CONC Corr. Factor: 1.000000
User: admin Custom ID1: Custom ID2: Custom ID3:
Comment:

Elem	Se196	Tl1908	V_2924	Zn2062	B_2089	Mo2020
Line	196.090 {472}	190.856 {477}	292.402 {115}	206.200 {463}	208.959 {461}	202.030 {467}
IS Ref	(Y_2243)	(Y_2243)	(Y_3600)	(Y_2243)	(Y_2243)	(Y_2243)
Units	ppb	ppb	ppb	ppb	ppb	ppb
Avg	**-.0323**	**4.188**	**.0589**	**.0555**	**.8875**	**2.269**
Stddev	3.062	2.214	.7799	.2628	.7522	.391
%RSD	9474.	52.86	1324.	473.3	84.76	17.23
#1	3.162	1.998	.9455	.1983	1.575	1.919
#2	-.3164	4.141	-.5208	.2159	1.003	2.197
#3	-2.942	6.425	-.2481	-.2477	.0841	2.691
Check ?	Chk Pass	Chk Pass	Chk Pass	Chk Pass	Chk Pass	Chk Pass
High Limit						
Low Limit						

Elem	Sn1899	Sr4077	Ti3349	Si2881
Line	189.989 {477}	407.771 { 83}	334.941 {101}	288.158 {117}
IS Ref	(Y_2243)	(Y_3710)	(Y_3600)	(Y_2243)
Units	ppb	ppb	ppb	ppb
Avg	**-.1818**	**.3212**	**2.036**	**-31.16**
Stddev	.9980	.1618	1.347	19.71
%RSD	549.1	50.36	66.17	63.26
#1	-.2838	.4638	3.516	-23.45
#2	.8634	.3544	.8824	-16.47
#3	-1.125	.1455	1.708	-53.56
Check ?	Chk Pass	Chk Pass	Chk Pass	None
High Limit				
Low Limit				

Int. Std.	Y_2243	Y_3600	Y_3710
Line	224.306 {450}	360.073 { 94}	371.030 { 91}
Units	Cts/S	Cts/S	Cts/S
Avg	**4186.0**	**20238.**	**7193.2**
Stddev	30.9	98.	63.5
%RSD	.73911	.48393	.88240
#1	4213.8	20317.	7120.1
#2	4191.4	20268.	7234.3
#3	4152.7	20128.	7225.2

Sample Name: CCVL Acquired: 1/22/2017 15:43:26 Type: QC
Method: BC011117(v8) Mode: CONC Corr. Factor: 1.000000
User: admin Custom ID1: Custom ID2: Custom ID3:
Comment:

Elem	Al3961	As1890	Ag3280	Ba2335	Be3130	Ca3181
Line	396.152 { 85}	189.042 {478}	328.068 {103}	233.527 {445}	313.042 {108}	318.128 {106}
IS Ref	(Y_3710)	(Y_2243)	(Y_3600)	(Y_2243)	(Y_3710)	(Y_3600)
Units	ppb	ppb	ppb	ppb	ppb	ppb
Avg	**173.8**	**14.50**	**9.152**	**203.2**	**1.871**	**4828.**
Stddev	46.1	.69	.862	.5	.073	18.
%RSD	26.55	4.768	9.420	.2602	3.916	.3634
#1	201.4	14.06	9.541	202.7	1.797	4837.
#2	120.5	14.15	9.750	203.7	1.944	4840.
#3	199.4	15.30	8.164	203.3	1.873	4808.
Check ?	Chk Pass	Chk Pass	Chk Pass	Chk Pass	Chk Pass	Chk Pass
Value						
Range						

Elem	Cd2265	Co2286	Cr2677	Cu3247	Fe2714	K_7664
Line	226.502 {449}	228.616 {447}	267.716 {126}	324.754 {104}	271.441 {124}	766.490 { 44}
IS Ref	(Y_2243)	(Y_2243)	(Y_3600)	(Y_3600)	(Y_3600)	(Y_3710)
Units	ppb	ppb	ppb	ppb	ppb	ppb
Avg	**4.047**	**50.67**	**9.520**	**24.43**	**166.4**	**4523.**
Stddev	.051	.28	.127	.13	8.9	107.
%RSD	1.252	.5462	1.332	.5476	5.352	2.367
#1	4.033	50.39	9.663	24.27	171.3	4418.
#2	4.005	50.94	9.475	24.53	156.1	4519.
#3	4.103	50.68	9.422	24.47	171.8	4632.
Check ?	Chk Pass	Chk Pass	Chk Pass	Chk Pass	Chk Pass	Chk Pass
Value						
Range						

Elem	Mg2790	Mn2576	Na5895	Ni2316	Pb2203	Sb2068
Line	279.079 {121}	257.610 {131}	589.592 { 57}	231.604 {446}	220.353 {453}	206.833 {463}
IS Ref	(Y_3600)	(Y_3600)	(Y_3710)	(Y_2243)	(Y_2243)	(Y_2243)
Units	ppb	ppb	ppb	ppb	ppb	ppb
Avg	**4672.**	**15.59**	**4536.**	**40.79**	**10.47**	**19.68**
Stddev	55.	.09	20.	.27	.78	1.94
%RSD	1.169	.5568	.4361	.6678	7.413	9.871
#1	4631.	15.53	4556.	40.72	9.597	17.95
#2	4650.	15.54	4535.	40.56	10.72	19.32
#3	4734.	15.69	4516.	41.09	11.09	21.78
Check ?	Chk Pass	Chk Pass	Chk Pass	Chk Pass	Chk Pass	Chk Pass
Value						
Range						

Sample Name: CCVL Acquired: 1/22/2017 15:43:26 Type: QC
Method: BC011117(v8) Mode: CONC Corr. Factor: 1.000000
User: admin Custom ID1: Custom ID2: Custom ID3:
Comment:

Elem	Se196	Tl1908	V_2924	Zn2062	B_2089	Mo2020
Line	196.090 {472}	190.856 {477}	292.402 {115}	206.200 {463}	208.959 {461}	202.030 {467}
IS Ref	(Y_2243)	(Y_2243)	(Y_3600)	(Y_2243)	(Y_2243)	(Y_2243)
Units	ppb	ppb	ppb	ppb	ppb	ppb
Avg	**18.60**	**23.97**	**48.86**	**31.42**	**46.49**	**19.01**
Stddev	1.28	2.63	.48	.25	.30	.13
%RSD	6.872	10.96	.9747	.8071	.6547	.7065
#1	17.57	23.92	48.70	31.15	46.14	18.90
#2	20.03	26.61	48.48	31.66	46.70	18.97
#3	18.21	21.36	49.39	31.46	46.64	19.16
Check ?	Chk Pass	Chk Pass	Chk Pass	Chk Pass	Chk Pass	Chk Pass
Value						
Range						

Elem	Sn1899	Sr4077	Ti3349	Si2881
Line	189.989 {477}	407.771 { 83}	334.941 {101}	288.158 {117}
IS Ref	(Y_2243)	(Y_3710)	(Y_3600)	(Y_2243)
Units	ppb	ppb	ppb	ppb
Avg	**47.79**	**19.48**	**19.75**	F **-26.57**
Stddev	.18	.19	.33	14.86
%RSD	.3721	.9893	1.669	55.92
#1	47.58	19.27	19.49	-32.02
#2	47.87	19.51	19.64	-37.94
#3	47.90	19.65	20.12	-9.760
Check ?	Chk Pass	Chk Pass	Chk Pass	Chk Fail
Value				200.0
Range				-30.50%

Int. Std.	Y_2243	Y_3600	Y_3710
Line	224.306 {450}	360.073 { 94}	371.030 { 91}
Units	Cts/S	Cts/S	Cts/S
Avg	**4167.8**	**20370.**	**7105.3**
Stddev	14.4	203.	78.2
%RSD	.34621	.99790	1.1003
#1	4155.5	20218.	7142.8
#2	4164.1	20293.	7015.4
#3	4183.6	20601.	7157.6

Sample Name: mb 460-415917/1-a Acquired: 1/22/2017 15:47:16 Type: QC
Method: BC011117(v8) Mode: CONC Corr. Factor: 1.000000
User: admin Custom ID1: Custom ID2: Custom ID3:
Comment:

Elem	Al3961	As1890	Ag3280	Ba2335	Be3130	Ca3181
Line	396.152 { 85}	189.042 {478}	328.068 {103}	233.527 {445}	313.042 {108}	318.128 {106}
IS Ref	(Y_3710)	(Y_2243)	(Y_3600)	(Y_2243)	(Y_3710)	(Y_3600)
Units	ppb	ppb	ppb	ppb	ppb	ppb
Avg	**11.70**	**-1.759**	**-.1242**	**-.0428**	**.1143**	**2.599**
Stddev	13.88	1.119	.4113	.1750	.0488	6.389
%RSD	118.6	63.60	331.1	409.1	42.75	245.8
#1	16.95	-.5702	-.2307	.0929	.1706	-3.244
#2	22.19	-2.791	.3299	.0190	.0846	9.422
#3	-4.036	-1.917	-.4718	-.2402	.0876	1.619
Check ?	Chk Pass	Chk Pass	Chk Pass	Chk Pass	Chk Pass	Chk Pass
High Limit						
Low Limit						

Elem	Cd2265	Co2286	Cr2677	Cu3247	Fe2714	K_7664
Line	226.502 {449}	228.616 {447}	267.716 {126}	324.754 {104}	271.441 {124}	766.490 { 44}
IS Ref	(Y_2243)	(Y_2243)	(Y_3600)	(Y_3600)	(Y_3600)	(Y_3710)
Units	ppb	ppb	ppb	ppb	ppb	ppb
Avg	**-.0240**	**-.0036**	**-.4021**	**.3276**	**.8482**	**-32.93**
Stddev	.0448	.1274	.3257	.3697	3.749	23.84
%RSD	186.8	3497.	81.01	112.8	442.0	72.40
#1	.0217	.0312	-.7165	.7211	.1479	-26.35
#2	-.0678	.1027	-.4235	-.0125	4.898	-59.37
#3	-.0258	-.1448	-.0662	.2743	-2.502	-13.07
Check ?	Chk Pass	Chk Pass	Chk Pass	Chk Pass	Chk Pass	Chk Pass
High Limit						
Low Limit						

Elem	Mg2790	Mn2576	Na5895	Ni2316	Pb2203	Sb2068
Line	279.079 {121}	257.610 {131}	589.592 { 57}	231.604 {446}	220.353 {453}	206.833 {463}
IS Ref	(Y_3600)	(Y_3600)	(Y_3710)	(Y_2243)	(Y_2243)	(Y_2243)
Units	ppb	ppb	ppb	ppb	ppb	ppb
Avg	**-3.411**	**-.0143**	**10.24**	**-.3801**	**-.0155**	**1.405**
Stddev	10.41	.0593	9.08	.5092	1.549	1.660
%RSD	305.2	415.9	88.69	134.0	9991.	118.2
#1	-14.63	.0314	9.241	.2078	1.740	-.4979
#2	-1.526	-.0813	19.79	-.6719	-.5960	2.559
#3	5.927	.0072	1.702	-.6762	-1.191	2.155
Check ?	Chk Pass	Chk Pass	Chk Pass	Chk Pass	Chk Pass	Chk Pass
High Limit						
Low Limit						

Sample Name: mb 460-415917/1-a Acquired: 1/22/2017 15:47:16 Type: QC
Method: BC011117(v8) Mode: CONC Corr. Factor: 1.000000
User: admin Custom ID1: Custom ID2: Custom ID3:
Comment:

Elem	Se196	Tl1908	V_2924	Zn2062	B_2089	Mo2020
Line	196.090 {472}	190.856 {477}	292.402 {115}	206.200 {463}	208.959 {461}	202.030 {467}
IS Ref	(Y_2243)	(Y_2243)	(Y_3600)	(Y_2243)	(Y_2243)	(Y_2243)
Units	ppb	ppb	ppb	ppb	ppb	ppb
Avg	**-1.153**	**1.551**	**.0300**	**-.1498**	**.4499**	**.1102**
Stddev	3.006	2.907	.2709	.2152	.5589	.2521
%RSD	260.7	187.5	903.6	143.7	124.2	228.8
#1	1.004	-1.133	.3395	.0674	.4080	.0253
#2	-4.587	4.639	-.1635	-.1539	1.029	-.0885
#3	.1235	1.147	-.0861	-.3629	-.0869	.3938
Check ?	Chk Pass	Chk Pass	Chk Pass	Chk Pass	Chk Pass	Chk Pass
High Limit						
Low Limit						

Elem	Sn1899	Sr4077	Ti3349	Si2881
Line	189.989 {477}	407.771 { 83}	334.941 {101}	288.158 {117}
IS Ref	(Y_2243)	(Y_3710)	(Y_3600)	(Y_2243)
Units	ppb	ppb	ppb	ppb
Avg	**-.4287**	**.0192**	**.0330**	**-20.55**
Stddev	.4840	.0461	.0695	11.70
%RSD	112.9	240.4	211.0	56.94
#1	.0765	.0683	.0110	-19.29
#2	-.8882	-.0231	.1108	-32.83
#3	-.4745	.0124	-.0230	-9.532
Check ?	Chk Pass	Chk Pass	Chk Pass	None
High Limit				
Low Limit				

Int. Std.	Y_2243	Y_3600	Y_3710
Line	224.306 {450}	360.073 { 94}	371.030 { 91}
Units	Cts/S	Cts/S	Cts/S
Avg	**4152.4**	**20465.**	**7167.7**
Stddev	2.1	198.	78.5
%RSD	.04975	.96954	1.0947
#1	4154.2	20346.	7179.7
#2	4152.9	20354.	7083.9
#3	4150.1	20694.	7239.5

Sample Name: pds 460-127025-a-1-c Acquired: 1/22/2017 15:51:08 Type: Unk
Method: BC011117(v8) Mode: CONC Corr. Factor: 1.000000
User: admin Custom ID1: Custom ID2: Custom ID3:
Comment:

Elem	Al3961	As1890	Ag3280	Ba2335	Be3130	Ca3181
Line	396.152 { 85}	189.042 {478}	328.068 {103}	233.527 {445}	313.042 {108}	318.128 {106}
IS Ref	(Y_3710)	(Y_2243)	(Y_3600)	(Y_2243)	(Y_3710)	(Y_3600)
Units	ppb	ppb	ppb	ppb	ppb	ppb
Avg	**2487.**	**2011.**	**51.44**	**2113.**	**48.73**	**33540.**
Stddev	39.	29.	1.32	28.	.54	1327.
%RSD	1.553	1.435	2.562	1.313	1.116	3.956
#1	2451.	1980.	51.49	2083.	48.57	33480.
#2	2481.	2016.	50.10	2120.	48.29	32250.
#3	2528.	2037.	52.74	2137.	49.34	34900.
Check ?	Chk Pass	Chk Pass	Chk Pass	Chk Pass	Chk Pass	Chk Pass
High Limit						
Low Limit						

Elem	Cd2265	Co2286	Cr2677	Cu3247	Fe2714	K_7664
Line	226.502 {449}	228.616 {447}	267.716 {126}	324.754 {104}	271.441 {124}	766.490 { 44}
IS Ref	(Y_2243)	(Y_2243)	(Y_3600)	(Y_3600)	(Y_3600)	(Y_3710)
Units	ppb	ppb	ppb	ppb	ppb	ppb
Avg	**51.55**	**515.6**	**211.8**	**469.9**	**2420.**	**20150.**
Stddev	.87	8.1	6.3	10.4	78.	297.
%RSD	1.692	1.567	2.978	2.202	3.207	1.476
#1	50.54	506.6	212.8	473.0	2438.	20110.
#2	52.11	517.7	205.1	458.4	2334.	19870.
#3	51.99	522.4	217.6	478.4	2486.	20460.
Check ?	Chk Pass	Chk Pass	Chk Pass	Chk Pass	Chk Pass	Chk Pass
High Limit						
Low Limit						

Elem	Mg2790	Mn2576	Na5895	Ni2316	Pb2203	Sb2068
Line	279.079 {121}	257.610 {131}	589.592 { 57}	231.604 {446}	220.353 {453}	206.833 {463}
IS Ref	(Y_3600)	(Y_3600)	(Y_3710)	(Y_2243)	(Y_2243)	(Y_2243)
Units	ppb	ppb	ppb	ppb	ppb	ppb
Avg	**19700.**	**530.4**	**30110.**	**548.9**	**598.7**	**497.3**
Stddev	755.	18.4	351.	7.0	8.3	5.6
%RSD	3.834	3.473	1.166	1.280	1.381	1.133
#1	19690.	530.5	30020.	541.2	589.7	491.8
#2	18950.	511.9	29820.	550.4	600.3	497.0
#3	20460.	548.8	30500.	555.0	606.0	503.0
Check ?	Chk Pass	Chk Pass	Chk Pass	Chk Pass	Chk Pass	Chk Pass
High Limit						
Low Limit						

Sample Name: pds 460-127025-a-1-c Acquired: 1/22/2017 15:51:08 Type: Unk
Method: BC011117(v8) Mode: CONC Corr. Factor: 1.000000
User: admin Custom ID1: Custom ID2: Custom ID3:
Comment:

Elem	Se196	Tl1908	V_2924	Zn2062	B_2089	Mo2020
Line	196.090 {472}	190.856 {477}	292.402 {115}	206.200 {463}	208.959 {461}	202.030 {467}
IS Ref	(Y_2243)	(Y_2243)	(Y_3600)	(Y_2243)	(Y_2243)	(Y_2243)
Units	ppb	ppb	ppb	ppb	ppb	ppb
Avg	**2012.**	**2115.**	**514.5**	**596.8**	**535.5**	**516.9**
Stddev	30.	42.	13.1	11.2	9.9	8.6
%RSD	1.472	1.999	2.547	1.877	1.855	1.655
#1	1978.	2067.	515.8	584.0	524.3	507.1
#2	2027.	2137.	500.8	601.8	539.4	520.5
#3	2032.	2143.	527.0	604.6	543.0	523.0
Check ?	Chk Pass	Chk Pass	Chk Pass	Chk Pass	Chk Pass	Chk Pass
High Limit						
Low Limit						

Elem	Sn1899	Sr4077	Ti3349	Si2881
Line	189.989 {477}	407.771 { 83}	334.941 {101}	288.158 {117}
IS Ref	(Y_2243)	(Y_3710)	(Y_3600)	(Y_2243)
Units	ppb	ppb	ppb	ppb
Avg	**565.1**	**591.2**	**527.0**	**2742.**
Stddev	11.9	5.4	14.9	85.
%RSD	2.102	.9145	2.827	3.114
#1	551.5	589.3	528.3	2659.
#2	570.5	586.9	511.5	2830.
#3	573.3	597.2	541.2	2736.
Check ?	Chk Pass	Chk Pass	Chk Pass	Chk Pass
High Limit				
Low Limit				

Int. Std.	Y_2243	Y_3600	Y_3710
Line	224.306 {450}	360.073 { 94}	371.030 { 91}
Units	Cts/S	Cts/S	Cts/S
Avg	**4187.9**	**20597.**	**7380.6**
Stddev	50.1	716.	218.8
%RSD	1.1961	3.4748	2.9647
#1	4245.7	20568.	7369.4
#2	4160.1	21327.	7604.8
#3	4157.8	19896.	7167.6

Sample Name: 460-127025-a-1-e ms Acquired: 1/22/2017 15:54:41 Type: Unk
Method: BC011117(v8) Mode: CONC Corr. Factor: 1.000000
User: admin Custom ID1: Custom ID2: Custom ID3:
Comment:

Elem	Al3961	As1890	Ag3280	Ba2335	Be3130	Ca3181
Line	396.152 { 85}	189.042 {478}	328.068 {103}	233.527 {445}	313.042 {108}	318.128 {106}
IS Ref	(Y_3710)	(Y_2243)	(Y_3600)	(Y_2243)	(Y_3710)	(Y_3600)
Units	ppb	ppb	ppb	ppb	ppb	ppb
Avg	**2586.**	**2025.**	**53.18**	**2142.**	**49.42**	**35220.**
Stddev	36.	7.	.53	4.	.37	61.
%RSD	1.385	.3367	.9985	.2084	.7536	.1718
#1	2548.	2017.	53.40	2137.	49.11	35290.
#2	2620.	2029.	52.57	2144.	49.83	35200.
#3	2590.	2028.	53.57	2145.	49.32	35170.
Check ?	Chk Pass	Chk Pass	Chk Pass	Chk Pass	Chk Pass	Chk Pass
High Limit						
Low Limit						

Elem	Cd2265	Co2286	Cr2677	Cu3247	Fe2714	K_7664
Line	226.502 {449}	228.616 {447}	267.716 {126}	324.754 {104}	271.441 {124}	766.490 { 44}
IS Ref	(Y_2243)	(Y_2243)	(Y_3600)	(Y_3600)	(Y_3600)	(Y_3710)
Units	ppb	ppb	ppb	ppb	ppb	ppb
Avg	**52.51**	**522.7**	**220.0**	**489.7**	**2478.**	**20400.**
Stddev	.03	.9	3.3	4.6	24.	61.
%RSD	.0558	.1671	1.479	.9461	.9809	.3009
#1	52.48	521.8	222.5	492.6	2454.	20350.
#2	52.52	522.6	216.3	484.3	2477.	20390.
#3	52.53	523.5	221.2	492.1	2502.	20470.
Check ?	Chk Pass	Chk Pass	Chk Pass	Chk Pass	Chk Pass	Chk Pass
High Limit						
Low Limit						

Elem	Mg2790	Mn2576	Na5895	Ni2316	Pb2203	Sb2068
Line	279.079 {121}	257.610 {131}	589.592 { 57}	231.604 {446}	220.353 {453}	206.833 {463}
IS Ref	(Y_3600)	(Y_3600)	(Y_3710)	(Y_2243)	(Y_2243)	(Y_2243)
Units	ppb	ppb	ppb	ppb	ppb	ppb
Avg	**20490.**	**550.6**	**30710.**	**557.0**	**608.6**	**499.2**
Stddev	70.	.2	148.	2.6	4.0	2.1
%RSD	.3421	.0334	.4815	.4581	.6595	.4153
#1	20570.	550.8	30550.	557.0	604.1	501.6
#2	20430.	550.4	30730.	559.6	609.6	498.0
#3	20480.	550.5	30840.	554.5	612.0	497.9
Check ?	Chk Pass	Chk Pass	Chk Pass	Chk Pass	Chk Pass	Chk Pass
High Limit						
Low Limit						

Sample Name: 460-127025-a-1-e ms Acquired: 1/22/2017 15:54:41 Type: Unk
Method: BC011117(v8) Mode: CONC Corr. Factor: 1.000000
User: admin Custom ID1: Custom ID2: Custom ID3:
Comment:

Elem	Se196	Tl1908	V_2924	Zn2062	B_2089	Mo2020
Line	196.090 {472}	190.856 {477}	292.402 {115}	206.200 {463}	208.959 {461}	202.030 {467}
IS Ref	(Y_2243)	(Y_2243)	(Y_3600)	(Y_2243)	(Y_2243)	(Y_2243)
Units	ppb	ppb	ppb	ppb	ppb	ppb
Avg	**2028.**	**2135.**	**529.8**	**610.6**	**539.9**	**517.7**
Stddev	6.	6.	.7	2.1	2.0	1.2
%RSD	.3068	.2608	.1330	.3517	.3629	.2276
#1	2030.	2138.	530.6	608.6	540.5	518.7
#2	2033.	2138.	529.8	612.8	537.7	516.4
#3	2021.	2128.	529.1	610.4	541.5	518.1
Check ?	Chk Pass	Chk Pass	Chk Pass	Chk Pass	Chk Pass	Chk Pass
High Limit						
Low Limit						

Elem	Sn1899	Sr4077	Ti3349	Si2881
Line	189.989 {477}	407.771 { 83}	334.941 {101}	288.158 {117}
IS Ref	(Y_2243)	(Y_3710)	(Y_3600)	(Y_2243)
Units	ppb	ppb	ppb	ppb
Avg	**557.4**	**598.7**	**534.7**	**2904.**
Stddev	.4	2.8	.8	39.
%RSD	.0725	.4627	.1518	1.351
#1	557.9	595.5	535.0	2867.
#2	557.4	599.9	535.4	2901.
#3	557.1	600.7	533.8	2945.
Check ?	Chk Pass	Chk Pass	Chk Pass	Chk Pass
High Limit				
Low Limit				

Int. Std.	Y_2243	Y_3600	Y_3710
Line	224.306 {450}	360.073 { 94}	371.030 { 91}
Units	Cts/S	Cts/S	Cts/S
Avg	**4160.3**	**20033.**	**7195.2**
Stddev	13.9	93.	97.0
%RSD	.33455	.46644	1.3475
#1	4159.8	19939.	7107.8
#2	4146.7	20034.	7178.1
#3	4174.5	20126.	7299.5

Sample Name: 460-127025-a-1-d du Acquired: 1/22/2017 15:58:13 Type: Unk
Method: BC011117(v8) Mode: CONC Corr. Factor: 1.000000
User: admin Custom ID1: Custom ID2: Custom ID3:
Comment:

Elem	Al3961	As1890	Ag3280	Ba2335	Be3130	Ca3181
Line	396.152 { 85}	189.042 {478}	328.068 {103}	233.527 {445}	313.042 {108}	318.128 {106}
IS Ref	(Y_3710)	(Y_2243)	(Y_3600)	(Y_2243)	(Y_3710)	(Y_3600)
Units	ppb	ppb	ppb	ppb	ppb	ppb
Avg	**510.4**	**1.850**	**.6623**	**26.30**	**.1850**	**14970.**
Stddev	13.7	2.053	.2161	.19	.1354	28.
%RSD	2.681	111.0	32.63	.7048	73.19	.1857
#1	522.6	2.954	.6138	26.35	.1861	14940.
#2	513.0	-.5194	.4746	26.09	.3199	14990.
#3	495.6	3.114	.8986	26.45	.0491	14990.
Check ?	Chk Pass	Chk Pass	Chk Pass	Chk Pass	Chk Pass	Chk Pass
High Limit						
Low Limit						

Elem	Cd2265	Co2286	Cr2677	Cu3247	Fe2714	K_7664
Line	226.502 {449}	228.616 {447}	267.716 {126}	324.754 {104}	271.441 {124}	766.490 { 44}
IS Ref	(Y_2243)	(Y_2243)	(Y_3600)	(Y_3600)	(Y_3600)	(Y_3710)
Units	ppb	ppb	ppb	ppb	ppb	ppb
Avg	**.3394**	**1.232**	**7.108**	**243.6**	**1497.**	**671.0**
Stddev	.0692	.203	.197	.8	15.	17.0
%RSD	20.37	16.45	2.777	.3318	.9870	2.538
#1	.3561	1.427	6.881	242.7	1482.	654.1
#2	.3987	1.247	7.214	244.0	1497.	688.2
#3	.2634	1.023	7.231	244.2	1512.	670.9
Check ?	Chk Pass	Chk Pass	Chk Pass	Chk Pass	Chk Pass	Chk Pass
High Limit						
Low Limit						

Elem	Mg2790	Mn2576	Na5895	Ni2316	Pb2203	Sb2068
Line	279.079 {121}	257.610 {131}	589.592 { 57}	231.604 {446}	220.353 {453}	206.833 {463}
IS Ref	(Y_3600)	(Y_3600)	(Y_3710)	(Y_2243)	(Y_2243)	(Y_2243)
Units	ppb	ppb	ppb	ppb	ppb	ppb
Avg	**959.1**	**19.09**	**9839.**	**31.52**	**85.06**	**4.500**
Stddev	19.3	.31	43.	.96	1.13	.710
%RSD	2.016	1.632	.4406	3.035	1.329	15.78
#1	943.6	18.77	9810.	32.41	83.80	3.795
#2	980.7	19.39	9819.	31.64	85.39	5.215
#3	952.9	19.12	9889.	30.51	85.98	4.488
Check ?	Chk Pass	Chk Pass	Chk Pass	Chk Pass	Chk Pass	Chk Pass
High Limit						
Low Limit						

Sample Name: 460-127025-a-1-d du Acquired: 1/22/2017 15:58:13 Type: Unk
Method: BC011117(v8) Mode: CONC Corr. Factor: 1.000000
User: admin Custom ID1: Custom ID2: Custom ID3:
Comment:

Elem	Se196	Tl1908	V_2924	Zn2062	B_2089	Mo2020
Line	196.090 {472}	190.856 {477}	292.402 {115}	206.200 {463}	208.959 {461}	202.030 {467}
IS Ref	(Y_2243)	(Y_2243)	(Y_3600)	(Y_2243)	(Y_2243)	(Y_2243)
Units	ppb	ppb	ppb	ppb	ppb	ppb
Avg	**-1.108**	**3.690**	**4.299**	**79.21**	**41.98**	**15.95**
Stddev	3.027	.654	.531	.25	.55	.43
%RSD	273.2	17.73	12.35	.3180	1.301	2.710
#1	-4.600	4.445	4.854	78.94	41.40	15.93
#2	.7702	3.281	4.246	79.26	42.08	15.52
#3	.5059	3.344	3.797	79.44	42.48	16.39
Check ?	Chk Pass	Chk Pass	Chk Pass	Chk Pass	Chk Pass	Chk Pass
High Limit						
Low Limit						

Elem	Sn1899	Sr4077	Ti3349	Si2881
Line	189.989 {477}	407.771 { 83}	334.941 {101}	288.158 {117}
IS Ref	(Y_2243)	(Y_3710)	(Y_3600)	(Y_2243)
Units	ppb	ppb	ppb	ppb
Avg	**44.95**	**89.50**	**30.59**	**2705.**
Stddev	.22	.70	.85	17.
%RSD	.4861	.7828	2.776	.6434
#1	45.16	88.75	29.72	2687.
#2	44.73	89.63	30.63	2722.
#3	44.95	90.13	31.42	2705.
Check ?	Chk Pass	Chk Pass	Chk Pass	Chk Pass
High Limit				
Low Limit				

Int. Std.	Y_2243	Y_3600	Y_3710
Line	224.306 {450}	360.073 { 94}	371.030 { 91}
Units	Cts/S	Cts/S	Cts/S
Avg	**4225.2**	**20676.**	**7382.6**
Stddev	5.5	90.	42.2
%RSD	.12964	.43518	.57104
#1	4231.5	20778.	7431.0
#2	4223.0	20638.	7353.7
#3	4221.3	20610.	7363.2

Sample Name: 460-127025-a-1-c Acquired: 1/22/2017 16:02:02 Type: Unk
Method: BC011117(v8) Mode: CONC Corr. Factor: 1.000000
User: admin Custom ID1: Custom ID2: Custom ID3:
Comment:

Elem	Al3961	As1890	Ag3280	Ba2335	Be3130	Ca3181
Line	396.152 { 85}	189.042 {478}	328.068 {103}	233.527 {445}	313.042 {108}	318.128 {106}
IS Ref	(Y_3710)	(Y_2243)	(Y_3600)	(Y_2243)	(Y_3710)	(Y_3600)
Units	ppb	ppb	ppb	ppb	ppb	ppb
Avg	**494.5**	**1.501**	**.9775**	**25.84**	**.2142**	**14780.**
Stddev	18.8	1.177	.2345	.12	.0747	69.
%RSD	3.799	78.42	23.99	.4791	34.90	.4685
#1	514.7	.1557	1.248	25.97	.1294	14860.
#2	477.6	2.006	.8559	25.80	.2705	14740.
#3	491.1	2.341	.8288	25.73	.2426	14730.
Check ?	Chk Pass	Chk Pass	Chk Pass	Chk Pass	Chk Pass	Chk Pass
High Limit						
Low Limit						

Elem	Cd2265	Co2286	Cr2677	Cu3247	Fe2714	K_7664
Line	226.502 {449}	228.616 {447}	267.716 {126}	324.754 {104}	271.441 {124}	766.490 { 44}
IS Ref	(Y_2243)	(Y_2243)	(Y_3600)	(Y_3600)	(Y_3600)	(Y_3710)
Units	ppb	ppb	ppb	ppb	ppb	ppb
Avg	**.3883**	**.8641**	**7.153**	**239.3**	**1464.**	**644.6**
Stddev	.0467	.1322	.243	1.3	6.	18.5
%RSD	12.03	15.30	3.403	.5392	.4107	2.875
#1	.3550	.8390	7.386	239.8	1459.	649.3
#2	.4417	.7463	6.900	240.3	1471.	660.3
#3	.3682	1.007	7.173	237.9	1464.	624.1
Check ?	Chk Pass	Chk Pass	Chk Pass	Chk Pass	Chk Pass	Chk Pass
High Limit						
Low Limit						

Elem	Mg2790	Mn2576	Na5895	Ni2316	Pb2203	Sb2068
Line	279.079 {121}	257.610 {131}	589.592 { 57}	231.604 {446}	220.353 {453}	206.833 {463}
IS Ref	(Y_3600)	(Y_3600)	(Y_3710)	(Y_2243)	(Y_2243)	(Y_2243)
Units	ppb	ppb	ppb	ppb	ppb	ppb
Avg	**939.7**	**18.77**	**9777.**	**31.15**	**85.30**	**3.140**
Stddev	10.4	.10	33.	.78	2.30	1.702
%RSD	1.111	.5466	.3403	2.499	2.696	54.21
#1	951.0	18.68	9769.	30.28	82.68	5.071
#2	937.9	18.88	9749.	31.79	86.97	1.860
#3	930.3	18.75	9814.	31.37	86.25	2.487
Check ?	Chk Pass	Chk Pass	Chk Pass	Chk Pass	Chk Pass	Chk Pass
High Limit						
Low Limit						

Sample Name: 460-127025-a-1-c Acquired: 1/22/2017 16:02:02 Type: Unk
Method: BC011117(v8) Mode: CONC Corr. Factor: 1.000000
User: admin Custom ID1: Custom ID2: Custom ID3:
Comment:

Elem	Se196	Tl1908	V_2924	Zn2062	B_2089	Mo2020
Line	196.090 {472}	190.856 {477}	292.402 {115}	206.200 {463}	208.959 {461}	202.030 {467}
IS Ref	(Y_2243)	(Y_2243)	(Y_3600)	(Y_2243)	(Y_2243)	(Y_2243)
Units	ppb	ppb	ppb	ppb	ppb	ppb
Avg	**-1.758**	**3.127**	**4.093**	**78.79**	**40.27**	**15.45**
Stddev	2.611	1.349	.416	.62	1.23	.11
%RSD	148.5	43.15	10.17	.7883	3.046	.6824
#1	-2.169	4.412	4.523	78.07	39.09	15.34
#2	1.034	1.721	4.065	79.15	41.54	15.55
#3	-4.139	3.247	3.692	79.15	40.18	15.45
Check ?	Chk Pass	Chk Pass	Chk Pass	Chk Pass	Chk Pass	Chk Pass
High Limit						
Low Limit						

Elem	Sn1899	Sr4077	Ti3349	Si2881
Line	189.989 {477}	407.771 { 83}	334.941 {101}	288.158 {117}
IS Ref	(Y_2243)	(Y_3710)	(Y_3600)	(Y_2243)
Units	ppb	ppb	ppb	ppb
Avg	**44.16**	**89.03**	**29.80**	**2617.**
Stddev	.43	.38	.25	52.
%RSD	.9750	.4304	.8310	2.000
#1	43.86	88.66	29.86	2557.
#2	44.65	89.42	29.53	2652.
#3	43.97	89.01	30.01	2643.
Check ?	Chk Pass	Chk Pass	Chk Pass	Chk Pass
High Limit				
Low Limit				

Int. Std.	Y_2243	Y_3600	Y_3710
Line	224.306 {450}	360.073 { 94}	371.030 { 91}
Units	Cts/S	Cts/S	Cts/S
Avg	**4193.2**	**20560.**	**7244.7**
Stddev	3.4	110.	133.5
%RSD	.08093	.53638	1.8429
#1	4196.8	20433.	7091.6
#2	4190.2	20615.	7305.1
#3	4192.5	20632.	7337.3

Sample Name: sd 460-127025-a-1-c Acquired: 1/22/2017 16:05:50 Type: Unk
Method: BC011117(v8) Mode: CONC Corr. Factor: 1.000000
User: admin Custom ID1: Custom ID2: Custom ID3:
Comment:

Elem	Al3961	As1890	Ag3280	Ba2335	Be3130	Ca3181
Line	396.152 { 85}	189.042 {478}	328.068 {103}	233.527 {445}	313.042 {108}	318.128 {106}
IS Ref	(Y_3710)	(Y_2243)	(Y_3600)	(Y_2243)	(Y_3710)	(Y_3600)
Units	ppb	ppb	ppb	ppb	ppb	ppb
Avg	**78.73**	**-.9201**	**.0129**	**5.060**	**.0480**	**2960.**
Stddev	28.33	1.621	.7124	.181	.1479	3.
%RSD	35.99	176.2	5536.	3.585	308.5	.1091
#1	54.45	-2.745	.4525	4.892	.1803	2959.
#2	109.9	.3558	.3952	5.035	.0754	2958.
#3	71.88	-.3714	-.8091	5.252	-.1118	2964.
Check ?	Chk Pass	Chk Pass	Chk Pass	Chk Pass	Chk Pass	Chk Pass
High Limit						
Low Limit						

Elem	Cd2265	Co2286	Cr2677	Cu3247	Fe2714	K_7664
Line	226.502 {449}	228.616 {447}	267.716 {126}	324.754 {104}	271.441 {124}	766.490 { 44}
IS Ref	(Y_2243)	(Y_2243)	(Y_3600)	(Y_3600)	(Y_3600)	(Y_3710)
Units	ppb	ppb	ppb	ppb	ppb	ppb
Avg	**.0658**	**.2153**	**1.179**	**48.18**	**294.6**	**101.9**
Stddev	.0579	.0437	.319	.88	6.0	27.1
%RSD	87.89	20.30	27.03	1.825	2.031	26.55
#1	.0845	.2045	1.125	48.19	288.8	125.0
#2	.1121	.1780	.8902	49.05	294.1	72.16
#3	.0009	.2634	1.521	47.30	300.7	108.6
Check ?	Chk Pass	Chk Pass	Chk Pass	Chk Pass	Chk Pass	Chk Pass
High Limit						
Low Limit						

Elem	Mg2790	Mn2576	Na5895	Ni2316	Pb2203	Sb2068
Line	279.079 {121}	257.610 {131}	589.592 { 57}	231.604 {446}	220.353 {453}	206.833 {463}
IS Ref	(Y_3600)	(Y_3600)	(Y_3710)	(Y_2243)	(Y_2243)	(Y_2243)
Units	ppb	ppb	ppb	ppb	ppb	ppb
Avg	**181.3**	**3.824**	**1892.**	**5.695**	**17.53**	**.3507**
Stddev	2.4	.060	30.	.198	1.16	1.201
%RSD	1.311	1.573	1.571	3.470	6.594	342.4
#1	178.7	3.757	1909.	5.524	17.61	.6813
#2	181.6	3.874	1858.	5.650	16.33	-.9806
#3	183.4	3.840	1910.	5.911	18.64	1.351
Check ?	Chk Pass	Chk Pass	Chk Pass	Chk Pass	Chk Pass	Chk Pass
High Limit						
Low Limit						

Sample Name: sd 460-127025-a-1-c Acquired: 1/22/2017 16:05:50 Type: Unk
Method: BC011117(v8) Mode: CONC Corr. Factor: 1.000000
User: admin Custom ID1: Custom ID2: Custom ID3:
Comment:

Elem	Se196	Tl1908	V_2924	Zn2062	B_2089	Mo2020
Line	196.090 {472}	190.856 {477}	292.402 {115}	206.200 {463}	208.959 {461}	202.030 {467}
IS Ref	(Y_2243)	(Y_2243)	(Y_3600)	(Y_2243)	(Y_2243)	(Y_2243)
Units	ppb	ppb	ppb	ppb	ppb	ppb
Avg	**-2.790**	**2.642**	**.7032**	**15.14**	**8.181**	**2.781**
Stddev	2.762	.682	.0603	.35	.374	.080
%RSD	99.00	25.80	8.570	2.313	4.566	2.875
#1	-5.750	2.046	.6581	14.85	8.407	2.758
#2	-.2819	3.385	.7717	15.04	7.750	2.715
#3	-2.338	2.494	.6799	15.53	8.387	2.870
Check ?	Chk Pass	Chk Pass	Chk Pass	Chk Pass	Chk Pass	Chk Pass
High Limit						
Low Limit						

Elem	Sn1899	Sr4077	Ti3349	Si2881
Line	189.989 {477}	407.771 { 83}	334.941 {101}	288.158 {117}
IS Ref	(Y_2243)	(Y_3710)	(Y_3600)	(Y_2243)
Units	ppb	ppb	ppb	ppb
Avg	**8.703**	**17.60**	**5.649**	**505.2**
Stddev	.900	.22	.130	12.0
%RSD	10.35	1.255	2.302	2.382
#1	9.193	17.75	5.678	517.0
#2	9.252	17.35	5.762	505.7
#3	7.664	17.70	5.506	493.0
Check ?	Chk Pass	Chk Pass	Chk Pass	Chk Pass
High Limit				
Low Limit				

Int. Std.	Y_2243	Y_3600	Y_3710
Line	224.306 {450}	360.073 { 94}	371.030 { 91}
Units	Cts/S	Cts/S	Cts/S
Avg	**4248.5**	**20639.**	**7221.3**
Stddev	8.7	82.	68.5
%RSD	.20548	.39910	.94926
#1	4258.2	20719.	7258.6
#2	4245.9	20554.	7142.2
#3	4241.4	20643.	7263.0

Sample Name: 460-127025-a-3-c Acquired: 1/22/2017 16:09:41 Type: Unk
Method: BC011117(v8) Mode: CONC Corr. Factor: 1.000000
User: admin Custom ID1: Custom ID2: Custom ID3:
Comment:

Elem	Al3961	As1890	Ag3280	Ba2335	Be3130	Ca3181
Line	396.152 { 85}	189.042 {478}	328.068 {103}	233.527 {445}	313.042 {108}	318.128 {106}
IS Ref	(Y_3710)	(Y_2243)	(Y_3600)	(Y_2243)	(Y_3710)	(Y_3600)
Units	ppb	ppb	ppb	ppb	ppb	ppb
Avg	**6335.**	**2.137**	**-.5666**	**41.27**	**.3522**	**4358.**
Stddev	14.	1.419	.1320	.16	.0268	27.
%RSD	.2176	66.43	23.30	.3920	7.619	.6142
#1	6323.	.5354	-.4835	41.25	.3452	4383.
#2	6350.	2.634	-.7188	41.45	.3818	4330.
#3	6333.	3.240	-.4975	41.13	.3295	4361.
Check ?	Chk Pass	Chk Pass	Chk Pass	Chk Pass	Chk Pass	Chk Pass
High Limit						
Low Limit						

Elem	Cd2265	Co2286	Cr2677	Cu3247	Fe2714	K_7664
Line	226.502 {449}	228.616 {447}	267.716 {126}	324.754 {104}	271.441 {124}	766.490 { 44}
IS Ref	(Y_2243)	(Y_2243)	(Y_3600)	(Y_3600)	(Y_3600)	(Y_3710)
Units	ppb	ppb	ppb	ppb	ppb	ppb
Avg	**-.0090**	**2.626**	**6.527**	**153.6**	**4447.**	**1739.**
Stddev	.0143	.098	.312	.5	7.	33.
%RSD	158.4	3.741	4.784	.3435	.1544	1.887
#1	-.0115	2.738	6.693	153.3	4442.	1731.
#2	-.0219	2.580	6.166	153.2	4455.	1775.
#3	.0064	2.559	6.721	154.2	4444.	1711.
Check ?	Chk Pass	Chk Pass	Chk Pass	Chk Pass	Chk Pass	Chk Pass
High Limit						
Low Limit						

Elem	Mg2790	Mn2576	Na5895	Ni2316	Pb2203	Sb2068
Line	279.079 {121}	257.610 {131}	589.592 { 57}	231.604 {446}	220.353 {453}	206.833 {463}
IS Ref	(Y_3600)	(Y_3600)	(Y_3710)	(Y_2243)	(Y_2243)	(Y_2243)
Units	ppb	ppb	ppb	ppb	ppb	ppb
Avg	**1441.**	**118.4**	**24120.**	**24.32**	**11.97**	**-.5577**
Stddev	6.	.6	93.	.49	.51	.9879
%RSD	.3854	.5289	.3859	2.017	4.234	177.1
#1	1445.	117.8	24020.	23.94	11.54	-1.673
#2	1444.	119.0	24210.	24.87	12.53	.2080
#3	1435.	118.5	24130.	24.15	11.84	-.2083
Check ?	Chk Pass	Chk Pass	Chk Pass	Chk Pass	Chk Pass	Chk Pass
High Limit						
Low Limit						

Sample Name: 460-127025-a-3-c Acquired: 1/22/2017 16:09:41 Type: Unk
Method: BC011117(v8) Mode: CONC Corr. Factor: 1.000000
User: admin Custom ID1: Custom ID2: Custom ID3:
Comment:

Elem	Se196	Tl1908	V_2924	Zn2062	B_2089	Mo2020
Line	196.090 {472}	190.856 {477}	292.402 {115}	206.200 {463}	208.959 {461}	202.030 {467}
IS Ref	(Y_2243)	(Y_2243)	(Y_3600)	(Y_2243)	(Y_2243)	(Y_2243)
Units	ppb	ppb	ppb	ppb	ppb	ppb
Avg	-.0112	2.168	11.65	47.91	80.50	1.641
Stddev	5.806	.539	.34	.26	1.39	.245
%RSD	51980.	24.85	2.952	.5413	1.725	14.90
#1	.0840	1.933	11.85	47.62	79.27	1.426
#2	5.746	1.787	11.84	48.09	80.23	1.907
#3	-5.864	2.785	11.25	48.03	82.01	1.591
Check ?	Chk Pass	Chk Pass	Chk Pass	Chk Pass	Chk Pass	Chk Pass
High Limit						
Low Limit						

Elem	Sn1899	Sr4077	Ti3349	Si2881
Line	189.989 {477}	407.771 { 83}	334.941 {101}	288.158 {117}
IS Ref	(Y_2243)	(Y_3710)	(Y_3600)	(Y_2243)
Units	ppb	ppb	ppb	ppb
Avg	.5809	17.61	151.3	9774.
Stddev	.3683	.22	1.3	103.
%RSD	63.40	1.267	.8277	1.053
#1	.2692	17.39	152.7	9656.
#2	.9873	17.61	151.1	9839.
#3	.4862	17.83	150.2	9829.
Check ?	Chk Pass	Chk Pass	Chk Pass	Chk Pass
High Limit				
Low Limit				

Int. Std.	Y_2243	Y_3600	Y_3710
Line	224.306 {450}	360.073 { 94}	371.030 { 91}
Units	Cts/S	Cts/S	Cts/S
Avg	4254.6	20382.	7259.5
Stddev	1.0	252.	85.3
%RSD	.02393	1.2351	1.1750
#1	4255.2	20104.	7162.3
#2	4253.4	20593.	7294.6
#3	4255.1	20450.	7321.6

Sample Name: 460-127025-a-5-c Acquired: 1/22/2017 16:13:29 Type: Unk
Method: BC011117(v8) Mode: CONC Corr. Factor: 1.000000
User: admin Custom ID1: Custom ID2: Custom ID3:
Comment:

Elem	Al3961	As1890	Ag3280	Ba2335	Be3130	Ca3181
Line	396.152 { 85}	189.042 {478}	328.068 {103}	233.527 {445}	313.042 {108}	318.128 {106}
IS Ref	(Y_3710)	(Y_2243)	(Y_3600)	(Y_2243)	(Y_3710)	(Y_3600)
Units	ppb	ppb	ppb	ppb	ppb	ppb
Avg	**1275.**	**70.93**	**.6279**	**18.42**	**.0238**	**10400.**
Stddev	17.	.34	1.018	.27	.0992	25.
%RSD	1.317	.4771	162.1	1.463	417.6	.2378
#1	1259.	71.00	1.742	18.11	-.0571	10390.
#2	1275.	70.56	-.2537	18.58	-.0061	10430.
#3	1292.	71.23	.3954	18.57	.1345	10380.
Check ?	Chk Pass	Chk Pass	Chk Pass	Chk Pass	Chk Pass	Chk Pass
High Limit						
Low Limit						

Elem	Cd2265	Co2286	Cr2677	Cu3247	Fe2714	K_7664
Line	226.502 {449}	228.616 {447}	267.716 {126}	324.754 {104}	271.441 {124}	766.490 { 44}
IS Ref	(Y_2243)	(Y_2243)	(Y_3600)	(Y_3600)	(Y_3600)	(Y_3710)
Units	ppb	ppb	ppb	ppb	ppb	ppb
Avg	**.0801**	**.8052**	**2.899**	**105.3**	**1611.**	**950.9**
Stddev	.0208	.0552	.349	.1	2.	7.5
%RSD	25.98	6.858	12.03	.1200	.1444	.7918
#1	.0608	.7452	3.293	105.3	1609.	958.3
#2	.0774	.8539	2.631	105.5	1611.	943.3
#3	.1022	.8165	2.773	105.3	1613.	951.0
Check ?	Chk Pass	Chk Pass	Chk Pass	Chk Pass	Chk Pass	Chk Pass
High Limit						
Low Limit						

Elem	Mg2790	Mn2576	Na5895	Ni2316	Pb2203	Sb2068
Line	279.079 {121}	257.610 {131}	589.592 { 57}	231.604 {446}	220.353 {453}	206.833 {463}
IS Ref	(Y_3600)	(Y_3600)	(Y_3710)	(Y_2243)	(Y_2243)	(Y_2243)
Units	ppb	ppb	ppb	ppb	ppb	ppb
Avg	**911.9**	**30.85**	**8690.**	**22.09**	**17.95**	**1.925**
Stddev	3.0	.15	57.	.39	.44	.856
%RSD	.3259	.4718	.6586	1.746	2.445	44.45
#1	909.7	30.68	8644.	22.44	18.07	.9399
#2	915.3	30.94	8754.	21.68	18.32	2.356
#3	910.7	30.93	8673.	22.14	17.46	2.481
Check ?	Chk Pass	Chk Pass	Chk Pass	Chk Pass	Chk Pass	Chk Pass
High Limit						
Low Limit						

Sample Name: 460-127025-a-5-c Acquired: 1/22/2017 16:13:29 Type: Unk
Method: BC011117(v8) Mode: CONC Corr. Factor: 1.000000
User: admin Custom ID1: Custom ID2: Custom ID3:
Comment:

Elem	Se196	Tl1908	V_2924	Zn2062	B_2089	Mo2020
Line	196.090 {472}	190.856 {477}	292.402 {115}	206.200 {463}	208.959 {461}	202.030 {467}
IS Ref	(Y_2243)	(Y_2243)	(Y_3600)	(Y_2243)	(Y_2243)	(Y_2243)
Units	ppb	ppb	ppb	ppb	ppb	ppb
Avg	**-2.763**	**2.840**	**14.97**	**49.51**	**34.80**	**.9127**
Stddev	3.678	1.316	.24	.52	.11	.3267
%RSD	133.1	46.35	1.623	1.056	.3249	35.79
#1	-6.491	4.182	15.25	49.13	34.93	.5758
#2	.8629	2.786	14.79	50.11	34.73	1.228
#3	-2.661	1.551	14.88	49.29	34.74	.9342
Check ?	Chk Pass	Chk Pass	Chk Pass	Chk Pass	Chk Pass	Chk Pass
High Limit						
Low Limit						

Elem	Sn1899	Sr4077	Ti3349	Si2881
Line	189.989 {477}	407.771 { 83}	334.941 {101}	288.158 {117}
IS Ref	(Y_2243)	(Y_3710)	(Y_3600)	(Y_2243)
Units	ppb	ppb	ppb	ppb
Avg	**.4588**	**38.25**	**78.84**	**3655.**
Stddev	.3151	.39	.79	16.
%RSD	68.67	1.020	1.002	.4274
#1	.5687	37.89	77.99	3673.
#2	.7043	38.66	78.97	3644.
#3	.1035	38.19	79.55	3648.
Check ?	Chk Pass	Chk Pass	Chk Pass	Chk Pass
High Limit				
Low Limit				

Int. Std.	Y_2243	Y_3600	Y_3710
Line	224.306 {450}	360.073 { 94}	371.030 { 91}
Units	Cts/S	Cts/S	Cts/S
Avg	**4229.6**	**20498.**	**7262.7**
Stddev	5.5	43.	80.1
%RSD	.12894	.20869	1.1024
#1	4233.7	20508.	7353.4
#2	4223.4	20452.	7201.7
#3	4231.6	20535.	7233.1

Sample Name: 460-127043-a-4-b@20 Acquired: 1/22/2017 16:17:18 Type: Unk
Method: BC011117(v8) Mode: CONC Corr. Factor: 1.000000
User: admin Custom ID1: Custom ID2: Custom ID3:
Comment:

Elem	Al3961	As1890	Ag3280	Ba2335	Be3130	Ca3181
Line	396.152 { 85}	189.042 {478}	328.068 {103}	233.527 {445}	313.042 {108}	318.128 {106}
IS Ref	(Y_3710)	(Y_2243)	(Y_3600)	(Y_2243)	(Y_3710)	(Y_3600)
Units	ppb	ppb	ppb	ppb	ppb	ppb
Avg	**8848.**	**102.9**	**-1.050**	**205.4**	**.2126**	**61240.**
Stddev	30.	1.3	.661	.6	.0402	206.
%RSD	.3423	1.269	62.92	.3104	18.89	.3358
#1	8873.	103.3	-.4418	204.7	.2576	61020.
#2	8814.	101.5	-.9553	205.4	.1803	61430.
#3	8856.	104.0	-1.753	206.0	.1999	61260.
Check ?	Chk Pass	Chk Pass	Chk Pass	Chk Pass	Chk Pass	Chk Pass
High Limit						
Low Limit						

Elem	Cd2265	Co2286	Cr2677	Cu3247	Fe2714	K_7664
Line	226.502 {449}	228.616 {447}	267.716 {126}	324.754 {104}	271.441 {124}	766.490 { 44}
IS Ref	(Y_2243)	(Y_2243)	(Y_3600)	(Y_3600)	(Y_3600)	(Y_3710)
Units	ppb	ppb	ppb	ppb	ppb	ppb
Avg	**-.0368**	**11.59**	**20.48**	**24.32**	**16930.**	**619.5**
Stddev	.0423	.10	.47	.39	77.	39.2
%RSD	114.9	.8368	2.284	1.603	.4546	6.323
#1	-.0279	11.67	20.02	24.04	16850.	664.0
#2	.0003	11.48	20.47	24.76	16950.	590.0
#3	-.0829	11.63	20.96	24.15	17000.	604.5
Check ?	Chk Pass	Chk Pass	Chk Pass	Chk Pass	Chk Pass	Chk Pass
High Limit						
Low Limit						

Elem	Mg2790	Mn2576	Na5895	Ni2316	Pb2203	Sb2068
Line	279.079 {121}	257.610 {131}	589.592 { 57}	231.604 {446}	220.353 {453}	206.833 {463}
IS Ref	(Y_3600)	(Y_3600)	(Y_3710)	(Y_2243)	(Y_2243)	(Y_2243)
Units	ppb	ppb	ppb	ppb	ppb	ppb
Avg	**7800.**	**390.8**	**4848.**	**100.3**	**35.46**	**18.31**
Stddev	37.	.9	44.	1.2	.98	1.87
%RSD	.4807	.2392	.9161	1.175	2.764	10.23
#1	7762.	389.7	4806.	98.99	36.40	16.79
#2	7802.	391.4	4895.	100.6	35.55	20.40
#3	7837.	391.2	4843.	101.3	34.44	17.75
Check ?	Chk Pass	Chk Pass	Chk Pass	Chk Pass	Chk Pass	Chk Pass
High Limit						
Low Limit						

Sample Name: 460-127043-a-4-b@20 Acquired: 1/22/2017 16:17:18 Type: Unk
Method: BC011117(v8) Mode: CONC Corr. Factor: 1.000000
User: admin Custom ID1: Custom ID2: Custom ID3:
Comment:

Elem	Se196	Tl1908	V_2924	Zn2062	B_2089	Mo2020
Line	196.090 {472}	190.856 {477}	292.402 {115}	206.200 {463}	208.959 {461}	202.030 {467}
IS Ref	(Y_2243)	(Y_2243)	(Y_3600)	(Y_2243)	(Y_2243)	(Y_2243)
Units	ppb	ppb	ppb	ppb	ppb	ppb
Avg	**6.913**	**3.218**	**135.0**	**176.2**	**35.32**	**3.137**
Stddev	2.640	1.659	.7	2.0	.51	.246
%RSD	38.18	51.56	.5132	1.107	1.444	7.854
#1	9.218	3.824	135.4	173.9	34.73	3.338
#2	4.034	4.489	134.2	177.3	35.56	2.862
#3	7.487	1.341	135.4	177.3	35.66	3.212
Check ?	Chk Pass	Chk Pass	Chk Pass	Chk Pass	Chk Pass	Chk Pass
High Limit						
Low Limit						

Elem	Sn1899	Sr4077	Ti3349	Si2881
Line	189.989 {477}	407.771 { 83}	334.941 {101}	288.158 {117}
IS Ref	(Y_2243)	(Y_3710)	(Y_3600)	(Y_2243)
Units	ppb	ppb	ppb	ppb
Avg	**2.220**	**129.2**	**135.4**	**158.4**
Stddev	.354	.4	1.5	5.6
%RSD	15.93	.3426	1.108	3.506
#1	2.430	129.6	134.2	162.8
#2	1.812	129.3	134.9	152.1
#3	2.418	128.8	137.1	160.1
Check ?	Chk Pass	Chk Pass	Chk Pass	Chk Pass
High Limit				
Low Limit				

Int. Std.	Y_2243	Y_3600	Y_3710
Line	224.306 {450}	360.073 { 94}	371.030 { 91}
Units	Cts/S	Cts/S	Cts/S
Avg	**4144.8**	**20232.**	**7192.2**
Stddev	13.8	21.	53.8
%RSD	.33386	.10181	.74846
#1	4158.0	20255.	7231.7
#2	4130.4	20217.	7214.2
#3	4146.0	20224.	7130.9

Sample Name: lb 460-415370/1-c Acquired: 1/22/2017 16:21:03 Type: Unk
Method: BC011117(v8) Mode: CONC Corr. Factor: 1.000000
User: admin Custom ID1: Custom ID2: Custom ID3:
Comment:

Elem	Al3961	As1890	Ag3280	Ba2335	Be3130	Ca3181
Line	396.152 { 85}	189.042 {478}	328.068 {103}	233.527 {445}	313.042 {108}	318.128 {106}
IS Ref	(Y_3710)	(Y_2243)	(Y_3600)	(Y_2243)	(Y_3710)	(Y_3600)
Units	ppb	ppb	ppb	ppb	ppb	ppb
Avg	**-14.44**	**.4430**	**-.3407**	**.2037**	**.0154**	**24.56**
Stddev	20.15	.4325	.5550	.1923	.0360	11.63
%RSD	139.5	97.63	162.9	94.39	234.3	47.36
#1	-12.93	.4413	.2008	.0098	.0508	37.98
#2	4.912	.8765	-.9082	.2070	-.0212	18.35
#3	-35.31	.0114	-.3146	.3944	.0165	17.35
Check ?	Chk Pass	Chk Pass	Chk Pass	Chk Pass	Chk Pass	Chk Pass
High Limit						
Low Limit						

Elem	Cd2265	Co2286	Cr2677	Cu3247	Fe2714	K_7664
Line	226.502 {449}	228.616 {447}	267.716 {126}	324.754 {104}	271.441 {124}	766.490 { 44}
IS Ref	(Y_2243)	(Y_2243)	(Y_3600)	(Y_3600)	(Y_3600)	(Y_3710)
Units	ppb	ppb	ppb	ppb	ppb	ppb
Avg	**-.0668**	**.1700**	**-.1606**	**.8811**	**14.26**	**13.04**
Stddev	.1369	.1158	.4786	.3946	6.38	33.62
%RSD	204.9	68.10	298.0	44.79	44.71	257.8
#1	-.2178	.3036	-.7132	.7565	19.74	-22.66
#2	.0490	.0977	.1151	.5638	7.265	17.69
#3	-.0316	.1088	.1163	1.323	15.77	44.10
Check ?	Chk Pass	Chk Pass	Chk Pass	Chk Pass	Chk Pass	Chk Pass
High Limit						
Low Limit						

Elem	Mg2790	Mn2576	Na5895	Ni2316	Pb2203	Sb2068
Line	279.079 {121}	257.610 {131}	589.592 { 57}	231.604 {446}	220.353 {453}	206.833 {463}
IS Ref	(Y_3600)	(Y_3600)	(Y_3710)	(Y_2243)	(Y_2243)	(Y_2243)
Units	ppb	ppb	ppb	ppb	ppb	ppb
Avg	**-5.502**	**.0397**	**-16.31**	**.0817**	**-.2451**	**.3364**
Stddev	7.948	.1110	31.72	.5335	1.075	.7682
%RSD	144.5	279.5	194.5	653.2	438.8	228.4
#1	3.657	.1662	-41.11	.6972	-.9374	.4035
#2	-9.574	-.0416	-27.27	-.2477	.9938	-.4633
#3	-10.59	-.0055	19.44	-.2045	-.7916	1.069
Check ?	Chk Pass	Chk Pass	Chk Pass	Chk Pass	Chk Pass	Chk Pass
High Limit						
Low Limit						

Sample Name: lb 460-415370/1-c Acquired: 1/22/2017 16:21:03 Type: Unk
Method: BC011117(v8) Mode: CONC Corr. Factor: 1.000000
User: admin Custom ID1: Custom ID2: Custom ID3:
Comment:

Elem	Se196	Tl1908	V_2924	Zn2062	B_2089	Mo2020
Line	196.090 {472}	190.856 {477}	292.402 {115}	206.200 {463}	208.959 {461}	202.030 {467}
IS Ref	(Y_2243)	(Y_2243)	(Y_3600)	(Y_2243)	(Y_2243)	(Y_2243)
Units	ppb	ppb	ppb	ppb	ppb	ppb
Avg	**1.440**	**2.366**	**.0697**	**1.523**	**5.582**	**-.2626**
Stddev	2.494	3.986	.3459	.152	.319	.1686
%RSD	173.1	168.4	495.9	9.983	5.709	64.18
#1	3.215	-2.026	.1314	1.354	5.930	-.1225
#2	2.517	3.371	-.3028	1.648	5.512	-.4497
#3	-1.411	5.754	.3807	1.566	5.304	-.2156
Check ?	Chk Pass	Chk Pass	Chk Pass	Chk Pass	Chk Pass	Chk Pass
High Limit						
Low Limit						

Elem	Sn1899	Sr4077	Ti3349	Si2881
Line	189.989 {477}	407.771 { 83}	334.941 {101}	288.158 {117}
IS Ref	(Y_2243)	(Y_3710)	(Y_3600)	(Y_2243)
Units	ppb	ppb	ppb	ppb
Avg	**-.8168**	**.0764**	**.1286**	**14.53**
Stddev	.4788	.1273	.1611	15.93
%RSD	58.61	166.6	125.2	109.6
#1	-.2640	-.0621	.2585	-3.670
#2	-1.089	.1883	.1789	25.91
#3	-1.098	.1030	-.0516	21.35
Check ?	Chk Pass	Chk Pass	Chk Pass	Chk Pass
High Limit				
Low Limit				

Int. Std.	Y_2243	Y_3600	Y_3710
Line	224.306 {450}	360.073 { 94}	371.030 { 91}
Units	Cts/S	Cts/S	Cts/S
Avg	**4237.8**	**20739.**	**7314.0**
Stddev	20.7	69.	28.4
%RSD	.48924	.33451	.38787
#1	4222.8	20706.	7281.3
#2	4229.1	20692.	7331.6
#3	4261.4	20818.	7329.2

Sample Name: CCV Acquired: 1/22/2017 16:24:56 Type: QC
Method: BC011117(v8) Mode: CONC Corr. Factor: 1.000000
User: admin Custom ID1: Custom ID2: Custom ID3:
Comment:

Elem	Al3961	As1890	Ag3280	Ba2335	Be3130	Ca3181
Line	396.152 { 85}	189.042 {478}	328.068 {103}	233.527 {445}	313.042 {108}	318.128 {106}
IS Ref	(Y_3710)	(Y_2243)	(Y_3600)	(Y_2243)	(Y_3710)	(Y_3600)
Units	ppb	ppb	ppb	ppb	ppb	ppb
Avg	**120400.**	**2443.**	**1260.**	**10000.**	**948.2**	**120400.**
Stddev	201.	9.	1.	19.	.3	299.
%RSD	.1664	.3847	.0520	.1858	.0311	.2482
#1	120300.	2452.	1261.	10020.	948.5	120000.
#2	120300.	2433.	1260.	10000.	948.1	120500.
#3	120700.	2445.	1260.	9983.	947.9	120600.
Check ?	Chk Pass	Chk Pass	Chk Pass	Chk Pass	Chk Pass	Chk Pass
Value						
Range						

Elem	Cd2265	Co2286	Cr2677	Cu3247	Fe2714	K_7664
Line	226.502 {449}	228.616 {447}	267.716 {126}	324.754 {104}	271.441 {124}	766.490 { 44}
IS Ref	(Y_2243)	(Y_2243)	(Y_3600)	(Y_3600)	(Y_3600)	(Y_3710)
Units	ppb	ppb	ppb	ppb	ppb	ppb
Avg	**1230.**	**2443.**	**4960.**	**12330.**	**97440.**	**49510.**
Stddev	3.	6.	7.	9.	195.	130.
%RSD	.2283	.2410	.1464	.0737	.1997	.2635
#1	1234.	2448.	4955.	12340.	97210.	49430.
#2	1229.	2443.	4969.	12330.	97530.	49440.
#3	1228.	2437.	4958.	12330.	97570.	49660.
Check ?	Chk Pass	Chk Pass	Chk Pass	Chk Pass	Chk Pass	Chk Pass
Value						
Range						

Elem	Mg2790	Mn2576	Na5895	Ni2316	Pb2203	Sb2068
Line	279.079 {121}	257.610 {131}	589.592 { 57}	231.604 {446}	220.353 {453}	206.833 {463}
IS Ref	(Y_3600)	(Y_3600)	(Y_3710)	(Y_2243)	(Y_2243)	(Y_2243)
Units	ppb	ppb	ppb	ppb	ppb	ppb
Avg	**121100.**	**4965.**	**126600.**	**2459.**	**7387.**	**968.7**
Stddev	342.	5.	320.	4.	9.	2.9
%RSD	.2826	.1076	.2524	.1559	.1173	.2984
#1	120700.	4959.	126500.	2462.	7395.	971.8
#2	121400.	4966.	126300.	2460.	7378.	968.2
#3	121100.	4970.	126900.	2455.	7389.	966.1
Check ?	Chk Pass	Chk Pass	Chk Pass	Chk Pass	Chk Pass	Chk Pass
Value						
Range						

Sample Name: CCV Acquired: 1/22/2017 16:24:56 Type: QC
Method: BC011117(v8) Mode: CONC Corr. Factor: 1.000000
User: admin Custom ID1: Custom ID2: Custom ID3:
Comment:

Elem	Se196	Tl1908	V_2924	Zn2062	B_2089	Mo2020
Line	196.090 {472}	190.856 {477}	292.402 {115}	206.200 {463}	208.959 {461}	202.030 {467}
IS Ref	(Y_2243)	(Y_2243)	(Y_3600)	(Y_2243)	(Y_2243)	(Y_2243)
Units	ppb	ppb	ppb	ppb	ppb	ppb
Avg	**2444.**	**2484.**	**2450.**	**2485.**	**985.8**	**2390.**
Stddev	8.	11.	4.	4.	2.4	2.
%RSD	.3411	.4509	.1567	.1787	.2407	.0919
#1	2451.	2492.	2449.	2489.	987.3	2393.
#2	2444.	2489.	2446.	2480.	986.9	2389.
#3	2435.	2471.	2454.	2485.	983.0	2389.
Check ?	Chk Pass	Chk Pass	Chk Pass	Chk Pass	Chk Pass	Chk Pass
Value						
Range						

Elem	Sn1899	Sr4077	Ti3349	Si2881
Line	189.989 {477}	407.771 { 83}	334.941 {101}	288.158 {117}
IS Ref	(Y_2243)	(Y_3710)	(Y_3600)	(Y_2243)
Units	ppb	ppb	ppb	ppb
Avg	**970.8**	**4945.**	**9860.**	**8754.**
Stddev	3.4	3.	6.	51.
%RSD	.3507	.0546	.0595	.5830
#1	967.5	4946.	9864.	8809.
#2	974.3	4942.	9853.	8709.
#3	970.5	4947.	9863.	8744.
Check ?	Chk Pass	Chk Pass	Chk Pass	None
Value				
Range				

Int. Std.	Y_2243	Y_3600	Y_3710
Line	224.306 {450}	360.073 { 94}	371.030 { 91}
Units	Cts/S	Cts/S	Cts/S
Avg	**3939.7**	**19287.**	**7094.9**
Stddev	10.9	43.	23.5
%RSD	.27719	.22190	.33077
#1	3932.7	19337.	7121.8
#2	3952.3	19260.	7084.5
#3	3934.1	19266.	7078.4

Sample Name: CCB Acquired: 1/22/2017 16:28:24 Type: QC
Method: BC011117(v8) Mode: CONC Corr. Factor: 1.000000
User: admin Custom ID1: Custom ID2: Custom ID3:
Comment:

Elem	Al3961	As1890	Ag3280	Ba2335	Be3130	Ca3181
Line	396.152 { 85}	189.042 {478}	328.068 {103}	233.527 {445}	313.042 {108}	318.128 {106}
IS Ref	(Y_3710)	(Y_2243)	(Y_3600)	(Y_2243)	(Y_3710)	(Y_3600)
Units	ppb	ppb	ppb	ppb	ppb	ppb
Avg	**-19.67**	**-2.154**	**-.7939**	**1.462**	**.1524**	**8.552**
Stddev	11.79	1.743	1.048	2.035	.0251	6.295
%RSD	59.94	80.93	132.0	139.2	16.46	73.60
#1	-31.49	-.2380	-1.403	3.811	.1567	15.42
#2	-19.62	-2.577	-1.395	.2518	.1751	7.185
#3	-7.908	-3.646	.4163	.3222	.1255	3.054
Check ?	Chk Pass	Chk Pass	Chk Pass	Chk Pass	Chk Pass	Chk Pass
High Limit						
Low Limit						

Elem	Cd2265	Co2286	Cr2677	Cu3247	Fe2714	K_7664
Line	226.502 {449}	228.616 {447}	267.716 {126}	324.754 {104}	271.441 {124}	766.490 { 44}
IS Ref	(Y_2243)	(Y_2243)	(Y_3600)	(Y_3600)	(Y_3600)	(Y_3710)
Units	ppb	ppb	ppb	ppb	ppb	ppb
Avg	**.1381**	**.4784**	**.3270**	**1.252**	**7.330**	**-16.47**
Stddev	.2178	.6076	.5405	.198	12.82	39.17
%RSD	157.7	127.0	165.3	15.83	174.9	237.8
#1	.3716	1.179	-.2518	1.481	21.28	23.44
#2	.1025	.0937	.4140	1.131	-3.934	-54.85
#3	-.0597	.1628	.8186	1.144	4.644	-18.01
Check ?	Chk Pass	Chk Pass	Chk Pass	Chk Pass	Chk Pass	Chk Pass
High Limit						
Low Limit						

Elem	Mg2790	Mn2576	Na5895	Ni2316	Pb2203	Sb2068
Line	279.079 {121}	257.610 {131}	589.592 { 57}	231.604 {446}	220.353 {453}	206.833 {463}
IS Ref	(Y_3600)	(Y_3600)	(Y_3710)	(Y_2243)	(Y_2243)	(Y_2243)
Units	ppb	ppb	ppb	ppb	ppb	ppb
Avg	**-.7247**	**.2208**	**-9.677**	**.8156**	**.9825**	**2.072**
Stddev	4.713	.1795	15.27	.6640	1.923	.190
%RSD	650.3	81.31	157.7	81.41	195.7	9.159
#1	3.729	.4242	7.885	1.523	3.121	1.902
#2	-.2438	.1538	-17.15	.7182	-.6039	2.038
#3	-5.660	.0844	-19.77	.2057	.4299	2.277
Check ?	Chk Pass	Chk Pass	Chk Pass	Chk Pass	Chk Pass	Chk Pass
High Limit						
Low Limit						

Sample Name: CCB Acquired: 1/22/2017 16:28:24 Type: QC
Method: BC011117(v8) Mode: CONC Corr. Factor: 1.000000
User: admin Custom ID1: Custom ID2: Custom ID3:
Comment:

Elem	Se196	Tl1908	V_2924	Zn2062	B_2089	Mo2020
Line	196.090 {472}	190.856 {477}	292.402 {115}	206.200 {463}	208.959 {461}	202.030 {467}
IS Ref	(Y_2243)	(Y_2243)	(Y_3600)	(Y_2243)	(Y_2243)	(Y_2243)
Units	ppb	ppb	ppb	ppb	ppb	ppb
Avg	**-1.923**	**5.552**	**.0183**	**.3391**	**1.418**	**2.441**
Stddev	2.102	.967	.3859	.6552	.428	.235
%RSD	109.3	17.41	2105.	193.2	30.18	9.628
#1	-.1927	6.566	-.0983	1.091	1.780	2.182
#2	-4.263	4.640	.4490	.0317	1.529	2.498
#3	-1.313	5.452	-.2958	-.1059	.9456	2.642
Check ?	Chk Pass	Chk Pass	Chk Pass	Chk Pass	Chk Pass	Chk Pass
High Limit						
Low Limit						

Elem	Sn1899	Sr4077	Ti3349	Si2881
Line	189.989 {477}	407.771 { 83}	334.941 {101}	288.158 {117}
IS Ref	(Y_2243)	(Y_3710)	(Y_3600)	(Y_2243)
Units	ppb	ppb	ppb	ppb
Avg	**-.0193**	**.3160**	**1.110**	**-13.81**
Stddev	.2038	.1353	.172	11.56
%RSD	1054.	42.81	15.45	83.72
#1	.2159	.4668	1.123	-12.14
#2	-.1308	.2055	.9316	-3.172
#3	-.1432	.2756	1.274	-26.11
Check ?	Chk Pass	Chk Pass	Chk Pass	None
High Limit				
Low Limit				

Int. Std.	Y_2243	Y_3600	Y_3710
Line	224.306 {450}	360.073 { 94}	371.030 { 91}
Units	Cts/S	Cts/S	Cts/S
Avg	**4192.5**	**20512.**	**7131.6**
Stddev	18.7	233.	153.0
%RSD	.44487	1.1365	2.1449
#1	4213.3	20631.	7229.0
#2	4177.2	20662.	7210.5
#3	4187.2	20244.	6955.3

Sample Name: CCVL Acquired: 1/22/2017 16:32:16 Type: QC
Method: BC011117(v8) Mode: CONC Corr. Factor: 1.000000
User: admin Custom ID1: Custom ID2: Custom ID3:
Comment:

Elem	Al3961	As1890	Ag3280	Ba2335	Be3130	Ca3181
Line	396.152 { 85}	189.042 {478}	328.068 {103}	233.527 {445}	313.042 {108}	318.128 {106}
IS Ref	(Y_3710)	(Y_2243)	(Y_3600)	(Y_2243)	(Y_3710)	(Y_3600)
Units	ppb	ppb	ppb	ppb	ppb	ppb
Avg	**169.7**	**12.41**	**9.320**	**202.2**	**1.888**	**4810.**
Stddev	13.5	1.78	.814	.6	.048	43.
%RSD	7.940	14.32	8.734	.2742	2.531	.8946
#1	185.2	13.95	10.07	202.7	1.834	4763.
#2	162.7	10.47	8.454	202.2	1.926	4847.
#3	161.2	12.81	9.438	201.6	1.902	4820.
Check ?	Chk Pass	Chk Pass	Chk Pass	Chk Pass	Chk Pass	Chk Pass
Value						
Range						

Elem	Cd2265	Co2286	Cr2677	Cu3247	Fe2714	K_7664
Line	226.502 {449}	228.616 {447}	267.716 {126}	324.754 {104}	271.441 {124}	766.490 { 44}
IS Ref	(Y_2243)	(Y_2243)	(Y_3600)	(Y_3600)	(Y_3600)	(Y_3710)
Units	ppb	ppb	ppb	ppb	ppb	ppb
Avg	**4.008**	**50.42**	**10.27**	**24.18**	**162.1**	**4554.**
Stddev	.026	.26	.42	.50	6.2	18.
%RSD	.6498	.5109	4.099	2.084	3.826	.4052
#1	3.994	50.34	10.75	23.77	156.2	4533.
#2	4.038	50.22	10.05	24.03	161.7	4566.
#3	3.992	50.71	9.999	24.75	168.6	4563.
Check ?	Chk Pass	Chk Pass	Chk Pass	Chk Pass	Chk Pass	Chk Pass
Value						
Range						

Elem	Mg2790	Mn2576	Na5895	Ni2316	Pb2203	Sb2068
Line	279.079 {121}	257.610 {131}	589.592 { 57}	231.604 {446}	220.353 {453}	206.833 {463}
IS Ref	(Y_3600)	(Y_3600)	(Y_3710)	(Y_2243)	(Y_2243)	(Y_2243)
Units	ppb	ppb	ppb	ppb	ppb	ppb
Avg	**4647.**	**15.47**	**4531.**	**40.47**	**10.30**	**17.48**
Stddev	70.	.21	20.	.69	.95	2.06
%RSD	1.513	1.339	.4496	1.709	9.177	11.78
#1	4566.	15.23	4551.	39.67	11.33	19.85
#2	4694.	15.57	4510.	40.81	10.11	16.39
#3	4680.	15.60	4533.	40.92	9.469	16.19
Check ?	Chk Pass	Chk Pass	Chk Pass	Chk Pass	Chk Pass	Chk Pass
Value						
Range						

Sample Name: CCVL Acquired: 1/22/2017 16:32:16 Type: QC
Method: BC011117(v8) Mode: CONC Corr. Factor: 1.000000
User: admin Custom ID1: Custom ID2: Custom ID3:
Comment:

Elem	Se196	Tl1908	V_2924	Zn2062	B_2089	Mo2020
Line	196.090 {472}	190.856 {477}	292.402 {115}	206.200 {463}	208.959 {461}	202.030 {467}
IS Ref	(Y_2243)	(Y_2243)	(Y_3600)	(Y_2243)	(Y_2243)	(Y_2243)
Units	ppb	ppb	ppb	ppb	ppb	ppb
Avg	**18.66**	**22.78**	**48.52**	**31.14**	**45.72**	**18.95**
Stddev	.23	3.02	.17	.13	.84	.09
%RSD	1.254	13.25	.3597	.4063	1.837	.4574
#1	18.53	23.04	48.32	31.01	44.78	18.94
#2	18.51	25.66	48.64	31.17	46.41	18.86
#3	18.93	19.64	48.59	31.25	45.97	19.03
Check ?	Chk Pass	Chk Pass	Chk Pass	Chk Pass	Chk Pass	Chk Pass
Value						
Range						

Elem	Sn1899	Sr4077	Ti3349	Si2881
Line	189.989 {477}	407.771 { 83}	334.941 {101}	288.158 {117}
IS Ref	(Y_2243)	(Y_3710)	(Y_3600)	(Y_2243)
Units	ppb	ppb	ppb	ppb
Avg	**47.50**	**19.62**	**19.56**	F **-41.85**
Stddev	.65	.47	.20	8.44
%RSD	1.367	2.383	1.008	20.17
#1	47.10	19.59	19.36	-41.06
#2	47.15	20.10	19.75	-33.83
#3	48.25	19.16	19.58	-50.66
Check ?	Chk Pass	Chk Pass	Chk Pass	Chk Fail
Value				200.0
Range				-30.50%

Int. Std.	Y_2243	Y_3600	Y_3710
Line	224.306 {450}	360.073 { 94}	371.030 { 91}
Units	Cts/S	Cts/S	Cts/S
Avg	**4224.8**	**20413.**	**7190.5**
Stddev	23.5	132.	39.0
%RSD	.55742	.64636	.54173
#1	4199.1	20514.	7158.1
#2	4229.8	20264.	7233.7
#3	4245.4	20462.	7179.6

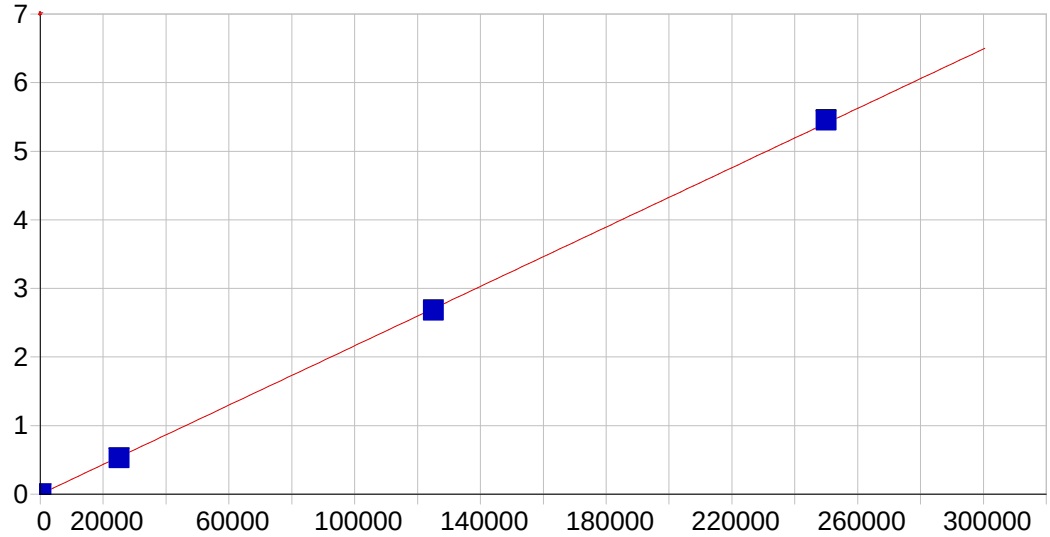

Al 396.152 { 85}

Date of Fit:	1/24/2017 9:56:56	Type of Fit:	Linear	Weighting:	1/Conc

A0 (Offset):	0.000353	Re-Slope:	1.000000
A1 (Gain):	0.000022	Y-int:	0.000000
A2 (Curvature):	0.000000		
n (Exponent):	1.000000		
Correlation:	0.999945	Status:	OK.
Std Error of Est:	0.000083		
Predicted MDL:	19.777427		
Predicted MQL:	65.924755		

Std. Name	Stated Conc.	Found Conc.	Difference	% Diff.	(S)IR	Std Dev	Emphasis
ICIS Cal Blk	.00000	-.00205	-.002	.000	.00035	.000	1
CAL2	200.00	207.98	7.98	3.99	.00487	.000	1
CAL3	25000.	24307.	-693.	-2.77	.52659	.000	1
CAL4	125000.	123830.	-1170.	-.935	2.6813	.006	1
CAL5	250000.	251850.	1850.	.742	5.4529	.006	1

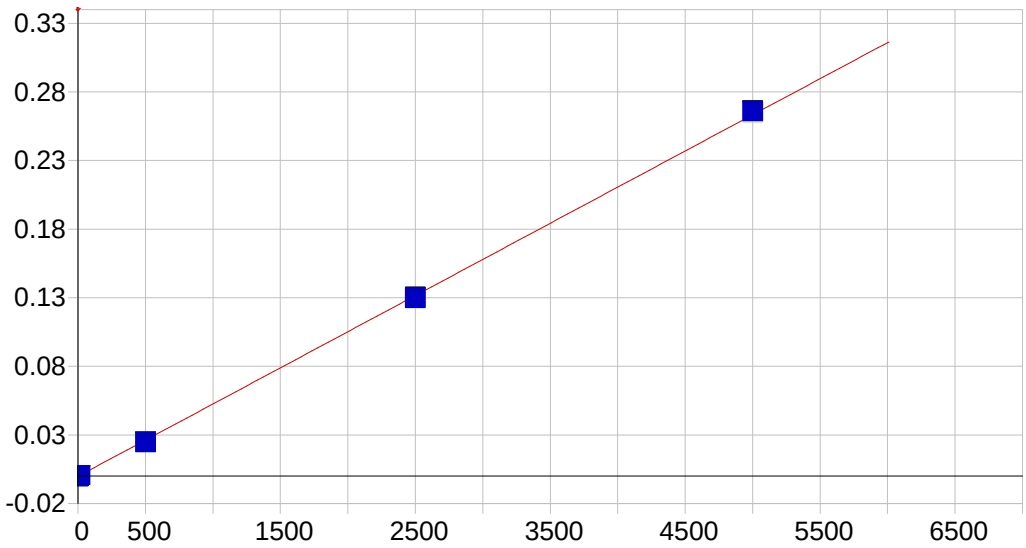

As 189.042 {478}

Date of Fit:	1/24/2017 9:56:56	Type of Fit:	Linear	Weighting:	1/Conc

A0 (Offset):	-0.000152	Re-Slope:	1.000000
A1 (Gain):	0.000053	Y-int:	0.000000
A2 (Curvature):	0.000000		
n (Exponent):	1.000000		
Correlation:	0.999863	Status:	OK.
Std Error of Est:	0.000007		
Predicted MDL:	2.202282		
Predicted MQL:	7.340939		

Std. Name	Stated Conc.	Found Conc.	Difference	% Diff.	(S)IR	Std Dev	Emphasis
ICIS Cal Blk	.00000	.00052	.001	.000	-.00015	.000	1
CAL2	15.000	15.342	.342	2.28	.00066	.000	1
CAL3	500.00	475.15	-24.9	-4.97	.02478	.000	1
CAL4	2500.0	2471.0	-29.0	-1.16	.12953	.000	1
CAL5	5000.0	5053.9	53.9	1.08	.26511	.000	1
CAL1	5.0000	4.6156	-.384	-7.69	.00009	.000	1

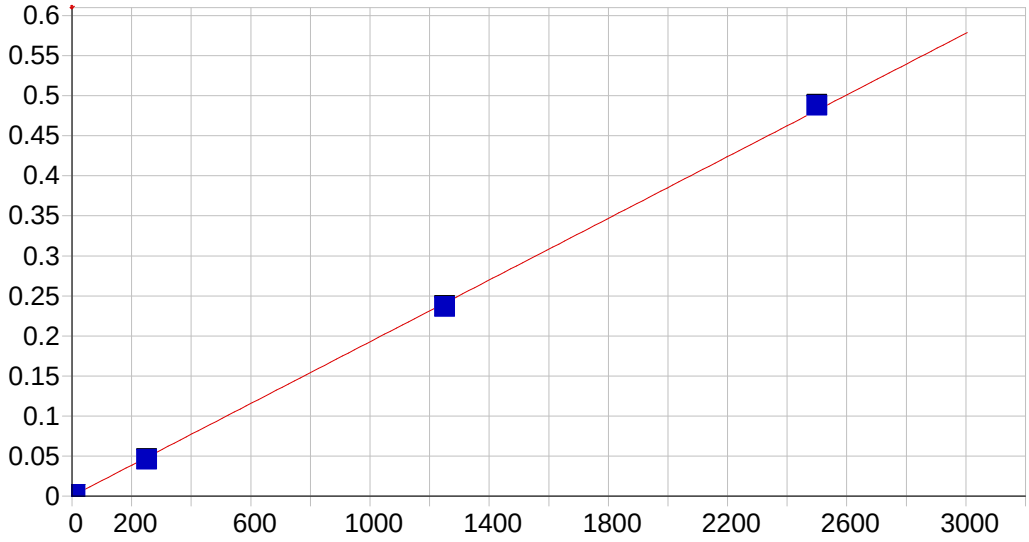

Ag 328.068 {103}

Date of Fit:	1/24/2017 9:56:56	Type of Fit:	Linear	Weighting:	1/Conc

A0 (Offset):	0.000059	Re-Slope:	1.000000
A1 (Gain):	0.000193	Y-int:	0.000000
A2 (Curvature):	0.000000		
n (Exponent):	1.000000		
Correlation:	0.999817	Status:	OK.
Std Error of Est:	0.000030		
Predicted MDL:	0.802182		
Predicted MQL:	2.673939		

Std. Name	Stated Conc.	Found Conc.	Difference	% Diff.	(S)IR	Std Dev	Emphasis
ICIS Cal Blk	.00000	.00038	.000	.000	.00006	.000	1
CAL2	10.000	10.159	.159	1.59	.00200	.000	1
CAL3	250.00	237.60	-12.4	-4.96	.04574	.001	1
CAL4	1250.0	1228.2	-21.8	-1.75	.23619	.001	1
CAL5	2500.0	2534.1	34.1	1.36	.48729	.001	1

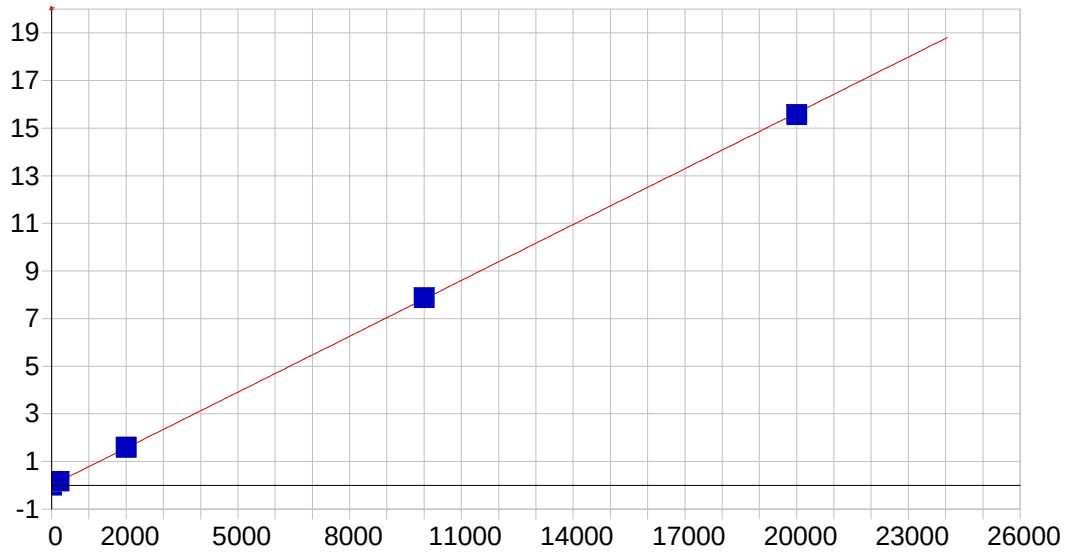

Ba 233.527 {445}

Date of Fit:	1/24/2017 9:56:56	Type of Fit:	Linear	Weighting:	1/Conc

A0 (Offset):	0.000038	Re-Slope:	1.000000
A1 (Gain):	0.000782	Y-int:	0.000000
A2 (Curvature):	0.000000		
n (Exponent):	1.000000		
Correlation:	0.999969	Status:	OK.
Std Error of Est:	0.000641		
Predicted MDL:	0.213980		
Predicted MQL:	0.713265		

Std. Name	Stated Conc.	Found Conc.	Difference	% Diff.	(S)IR	Std Dev	Emphasis
ICIS Cal Blk	.00000	-.01369	-.014	.000	.00003	.000	1
CAL2	200.00	210.49	10.5	5.24	.16460	.000	1
CAL3	2000.0	2029.2	29.2	1.46	1.5864	.004	1
CAL4	10000.	10068.	68.0	.680	7.8708	.003	1
CAL5	20000.	19892.	-108.	-.538	15.551	.025	1

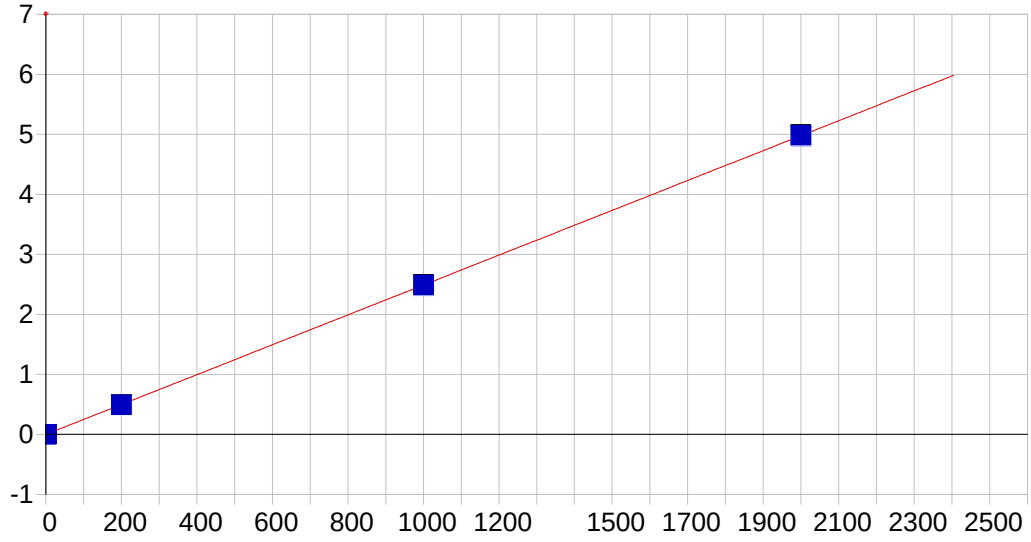

Be 313.042 {108}

Date of Fit:	1/24/2017 9:56:56	Type of Fit:	Linear	Weighting:	1/Conc

A0 (Offset):	0.000074	Re-Slope:	1.000000

A1 (Gain):	0.002489	Y-int:	0.000000
A2 (Curvature):	0.000000		
n (Exponent):	1.000000		
Correlation:	0.999996	Status:	OK.
Std Error of Est:	0.000024		
Predicted MDL:	0.121364		
Predicted MQL:	0.404546		

Std. Name	Stated Conc.	Found Conc.	Difference	% Diff.	(S)IR	Std Dev	Emphasis
ICIS Cal Blk	.00000	.00001	.000	.000	.00007	.000	1
CAL2	2.0000	2.0081	.008	.404	.00503	.000	1
CAL3	200.00	197.78	-2.22	-1.11	.48952	.001	1
CAL4	1000.0	999.80	-.195	-.020	2.4744	.008	1
CAL5	2000.0	2002.4	2.40	.120	4.9557	.012	1

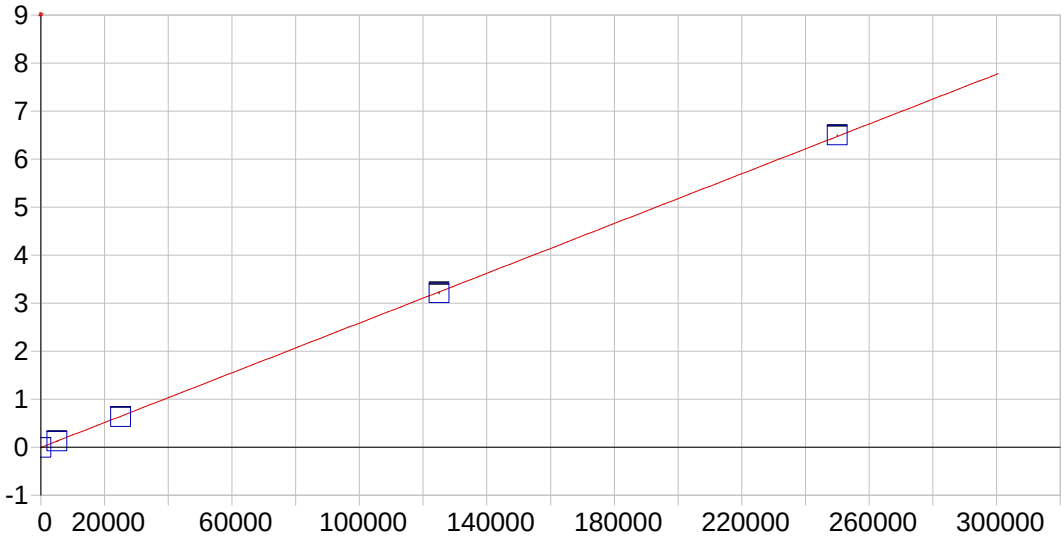

Ca 318.128 {106}

Date of Fit:	1/24/2017 9:56:56	Type of Fit:	Linear	Weighting:	1/Conc

A0 (Offset):	-0.004313	Re-Slope:	1.000000
A1 (Gain):	0.000026	Y-int:	0.000000
A2 (Curvature):	0.000000		
n (Exponent):	1.000000		
Correlation:	0.999976	Status:	OK.
Std Error of Est:	0.000329		
Predicted MDL:	7.334125		
Predicted MQL:	24.447084		

Std. Name	Stated Conc.	Found Conc.	Difference	% Diff.	(S)IR	Std Dev	Emphasis
ICIS Cal Blk	.00000	-.07890	-.079	.000	-.00431	.000	1
CAL2	5000.0	5162.4	162.	3.25	.12944	.000	1
CAL3	25000.	24642.	-358.	-1.43	.63413	.004	1
CAL4	125000.	124200.	-797.	-.638	3.2136	.020	1
CAL5	250000.	250990.	992.	.397	6.4985	.008	1

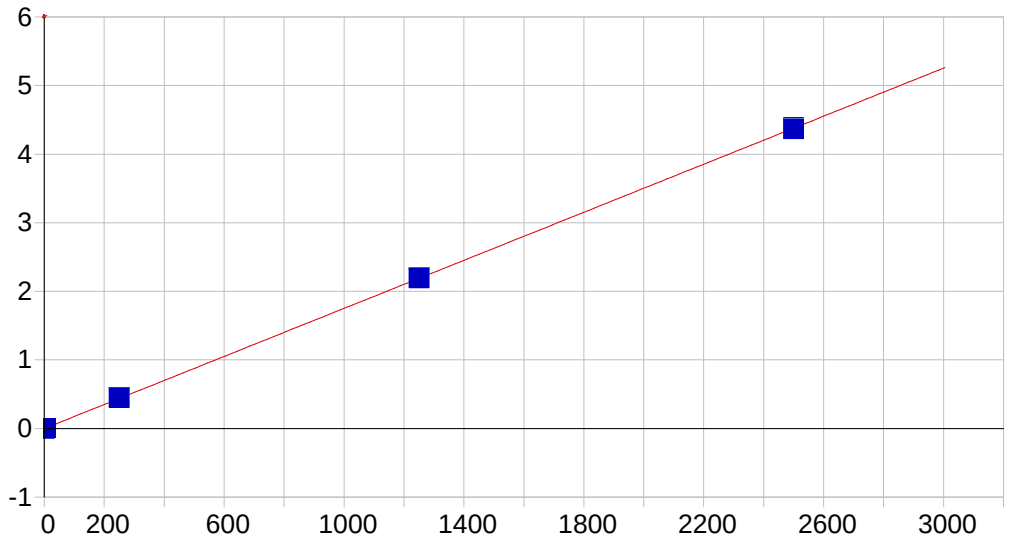

Cd 226.502 {449}

Date of Fit:	1/24/2017 9:56:56	Type of Fit:	Linear	Weighting:	1/Conc

A0 (Offset):	-0.000363	Re-Slope:	1.000000
A1 (Gain):	0.001751	Y-int:	0.000000
A2 (Curvature):	0.000000		
n (Exponent):	1.000000		
Correlation:	0.999986	Status:	OK.
Std Error of Est:	0.000049		
Predicted MDL:	0.136193		
Predicted MQL:	0.453977		

Std. Name	Stated Conc.	Found Conc.	Difference	% Diff.	(S)IR	Std Dev	Emphasis
ICIS Cal Blk	.00000	-.00025	-.000	.000	-.00036	.000	1
CAL2	4.0000	4.1827	.183	4.57	.00697	.000	1
CAL3	250.00	254.85	4.85	1.94	.44692	.001	1
CAL4	1250.0	1250.6	.575	.046	2.1946	.005	1
CAL5	2500.0	2494.4	-5.61	-.224	4.3777	.005	1

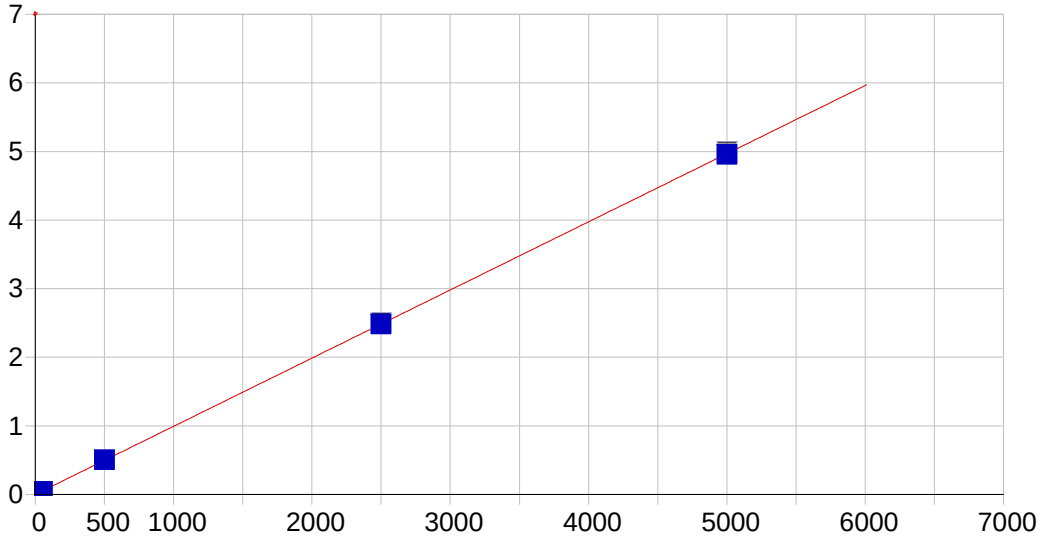

Co 228.616 {447}

Date of Fit:	1/24/2017 9:56:56	Type of Fit:	Linear	Weighting:	1/Conc

A0 (Offset):	0.000186	Re-Slope:	1.000000

A1 (Gain):	0.000994	Y-int:	0.000000
A2 (Curvature):	0.000000		
n (Exponent):	1.000000		
Correlation:	0.999980	Status:	OK.
Std Error of Est:	0.000163		
Predicted MDL:	0.244156		
Predicted MQL:	0.813852		

Std. Name	Stated Conc.	Found Conc.	Difference	% Diff.	(S)IR	Std Dev	Emphasis
ICIS Cal Blk	.00000	-.00338	-.003	.000	.00018	.000	1
CAL2	50.000	52.593	2.59	5.19	.05247	.000	1
CAL3	500.00	508.99	8.99	1.80	.50987	.001	1
CAL4	2500.0	2499.9	-.121	-.005	2.5038	.001	1
CAL5	5000.0	4988.6	-11.4	-.229	4.9963	.003	1

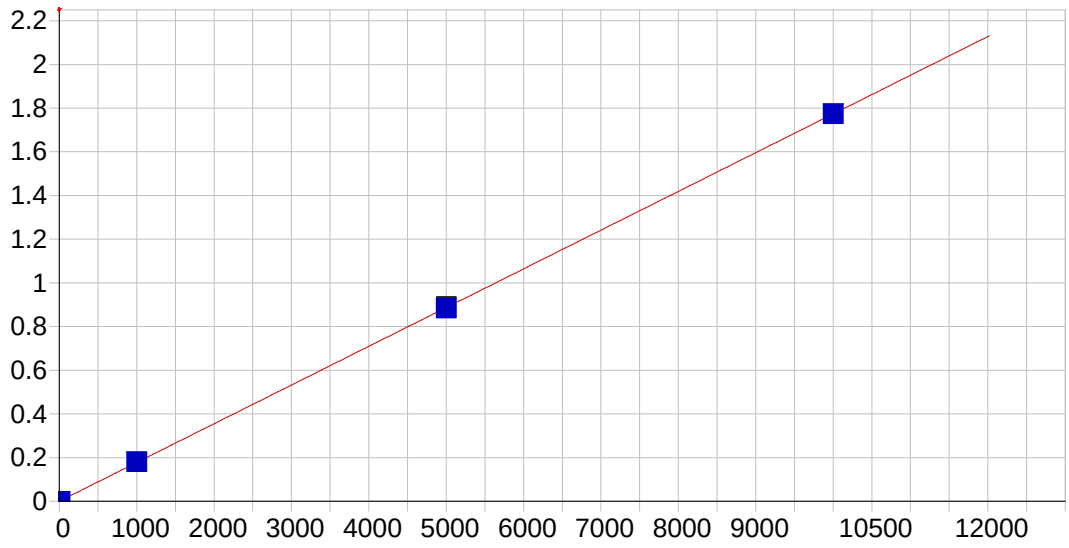

Cr 267.716 {126}

Date of Fit:	1/24/2017 9:56:56	Type of Fit:	Linear	Weighting:	1/Conc

A0 (Offset):	0.000194	Re-Slope:	1.000000
A1 (Gain):	0.000177	Y-int:	0.000000
A2 (Curvature):	0.000000		
n (Exponent):	1.000000		
Correlation:	0.999993	Status:	OK.
Std Error of Est:	0.000011		
Predicted MDL:	0.582192		
Predicted MQL:	1.940639		

Std. Name	Stated Conc.	Found Conc.	Difference	% Diff.	(S)IR	Std Dev	Emphasis
ICIS Cal Blk	.00000	-.00039	-.000	.000	.00019	.000	1
CAL2	10.000	10.283	.283	2.83	.00203	.000	1
CAL3	1000.0	1013.5	13.5	1.35	.17995	.000	1
CAL4	5000.0	4985.8	-14.2	-.284	.88451	.005	1
CAL5	10000.	10000.	.437	.004	1.7739	.001	1

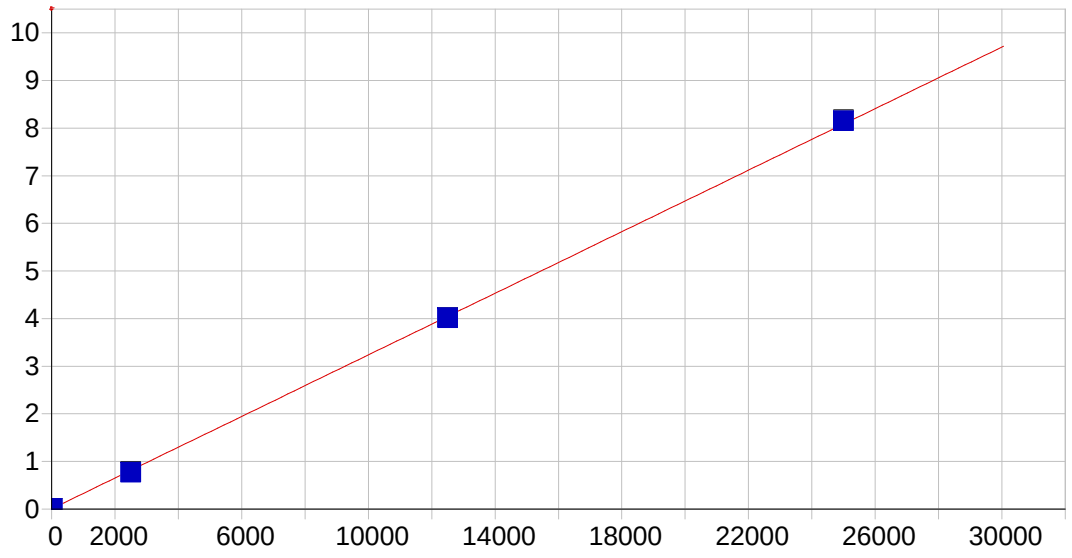

Cu 324.754 {104}

Date of Fit:	1/24/2017 9:56:56	Type of Fit:	Linear	Weighting:	1/Conc

A0 (Offset):	0.006499	Re-Slope:	1.000000
A1 (Gain):	0.000323	Y-int:	0.000000
A2 (Curvature):	0.000000		
n (Exponent):	1.000000		
Correlation:	0.999897	Status:	OK.
Std Error of Est:	0.000189		
Predicted MDL:	0.504285		
Predicted MQL:	1.680951		

Std. Name	Stated Conc.	Found Conc.	Difference	% Diff.	(S)IR	Std Dev	Emphasis
ICIS Cal Blk	.00000	.00131	.001	.000	.00650	.000	1
CAL2	25.000	24.860	-.140	-.560	.01452	.000	1
CAL3	2500.0	2380.6	-119.	-4.78	.77552	.001	1
CAL4	12500.	12406.	-94.1	-.753	4.0142	.006	1
CAL5	25000.	25214.	214.	.855	8.1518	.014	1

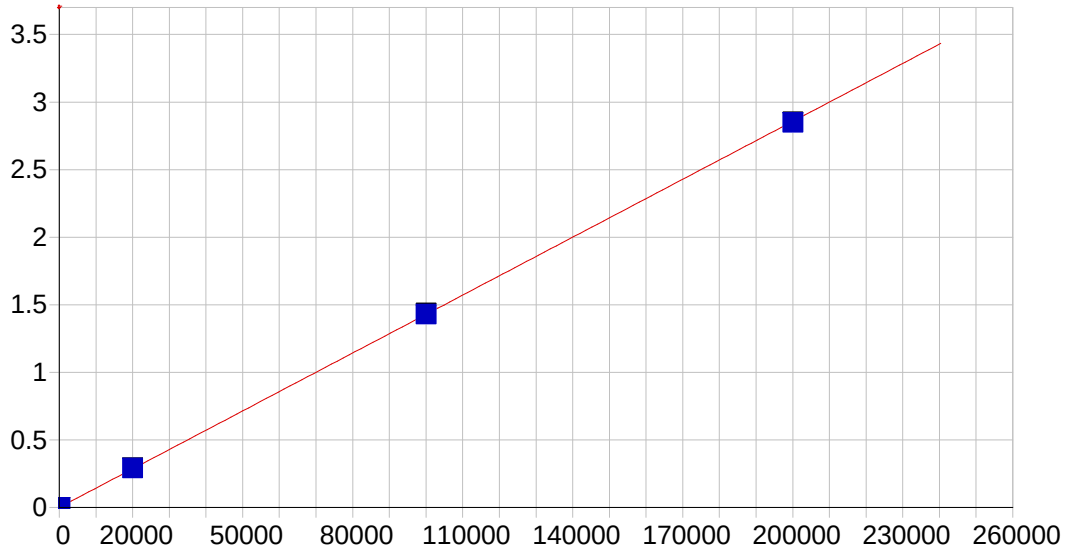

Fe 271.441 {124}

Date of Fit:	1/24/2017 9:56:56	Type of Fit:	Linear	Weighting:	1/Conc

A0 (Offset):	0.000174	Re-Slope:	1.000000

A1 (Gain):	0.000014	Y-int:	0.000000
A2 (Curvature):	0.000000		
n (Exponent):	1.000000		
Correlation:	0.999985	Status:	OK.
Std Error of Est:	0.000022		
Predicted MDL:	10.180839		
Predicted MQL:	33.936131		

Std. Name	Stated Conc.	Found Conc.	Difference	% Diff.	(S)IR	Std Dev	Emphasis
ICIS Cal Blk	.00000	-.01066	-.011	.000	.00017	.000	1
CAL2	150.00	157.90	7.90	5.27	.00239	.000	1
CAL3	20000.	20396.	396.	1.98	.29126	.000	1
CAL4	100000.	100130.	126.	.126	1.4291	.007	1
CAL5	200000.	199470.	-529.	-.265	2.8469	.002	1

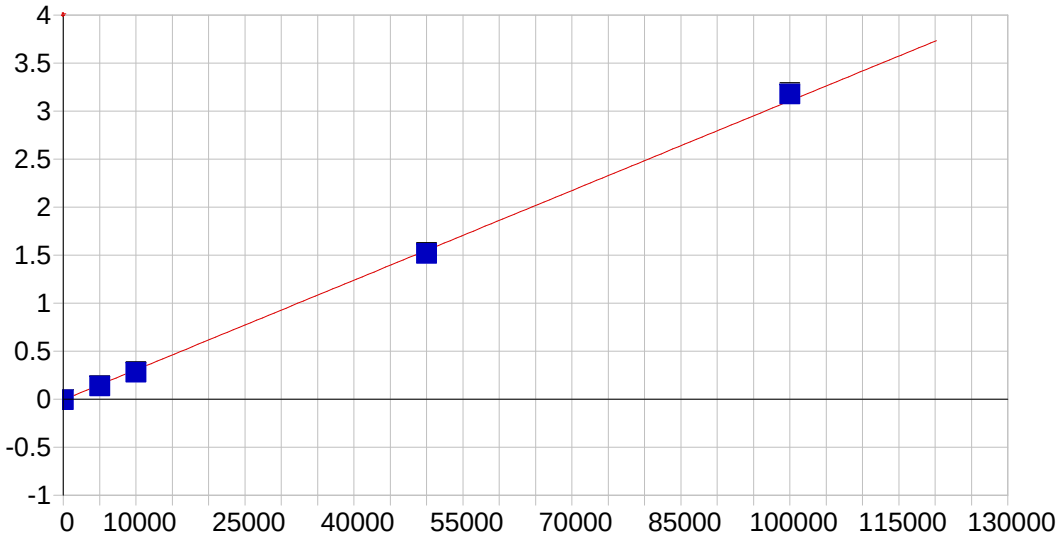

K 766.490 { 44}

Date of Fit:	1/24/2017 9:56:56	Type of Fit:	Linear	Weighting:	1/Conc

A0 (Offset):	-0.005607	Re-Slope:	1.000000
A1 (Gain):	0.000031	Y-int:	0.000000
A2 (Curvature):	0.000000		
n (Exponent):	1.000000		
Correlation:	0.999458	Status:	OK.
Std Error of Est:	0.001202		
Predicted MDL:	52.118759		
Predicted MQL:	173.729197		

Std. Name	Stated Conc.	Found Conc.	Difference	% Diff.	(S)IR	Std Dev	Emphasis
ICIS Cal Blk	.00000	.81841	.818	.000	-.00558	.001	1
CAL2	5000.0	4591.5	-409.	-8.17	.13728	.001	1
CAL3	10000.	9161.0	-839.	-8.39	.27959	.003	1
CAL4	50000.	48945.	-1060.	-2.11	1.5181	.006	1
CAL5	100000.	102300.	2300.	2.30	3.1791	.009	1

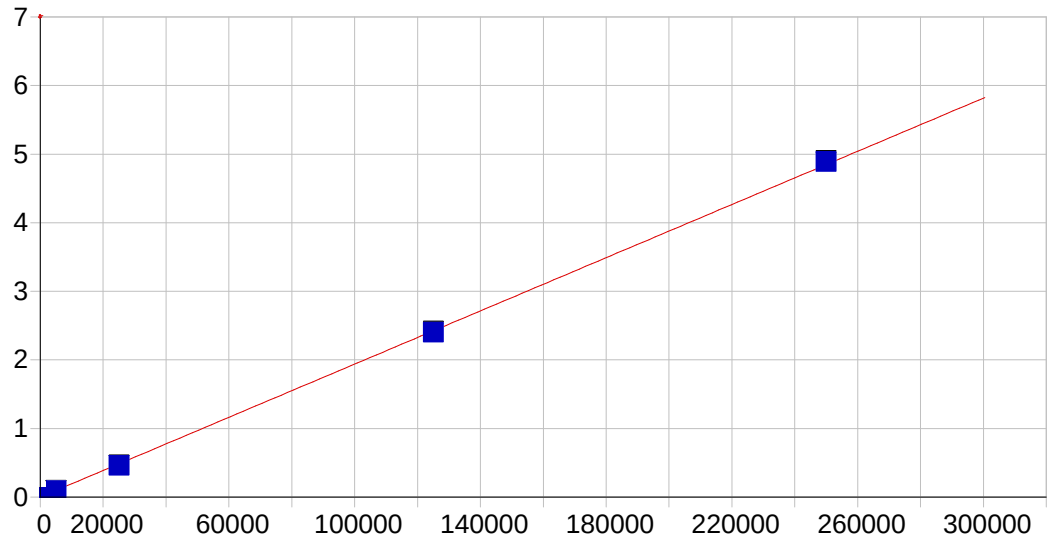

Mg 279.079 {121}

Date of Fit:	1/24/2017 9:56:56	Type of Fit:	Linear	Weighting:	1/Conc

A0 (Offset):	0.000084	Re-Slope:	1.000000
A1 (Gain):	0.000019	Y-int:	0.000000
A2 (Curvature):	0.000000		
n (Exponent):	1.000000		
Correlation:	0.999898	Status:	OK.
Std Error of Est:	0.000508		
Predicted MDL:	5.841542		
Predicted MQL:	19.471808		

Std. Name	Stated Conc.	Found Conc.	Difference	% Diff.	(S)IR	Std Dev	Emphasis
ICIS Cal Blk	.00000	.30189	.302	.000	.00009	.000	1
CAL2	5000.0	4921.6	-78.4	-1.57	.09551	.001	1
CAL3	25000.	23869.	-1130.	-4.53	.46256	.002	1
CAL4	125000.	123930.	-1070.	-.856	2.4014	.014	1
CAL5	250000.	252280.	2280.	.912	4.8884	.011	1

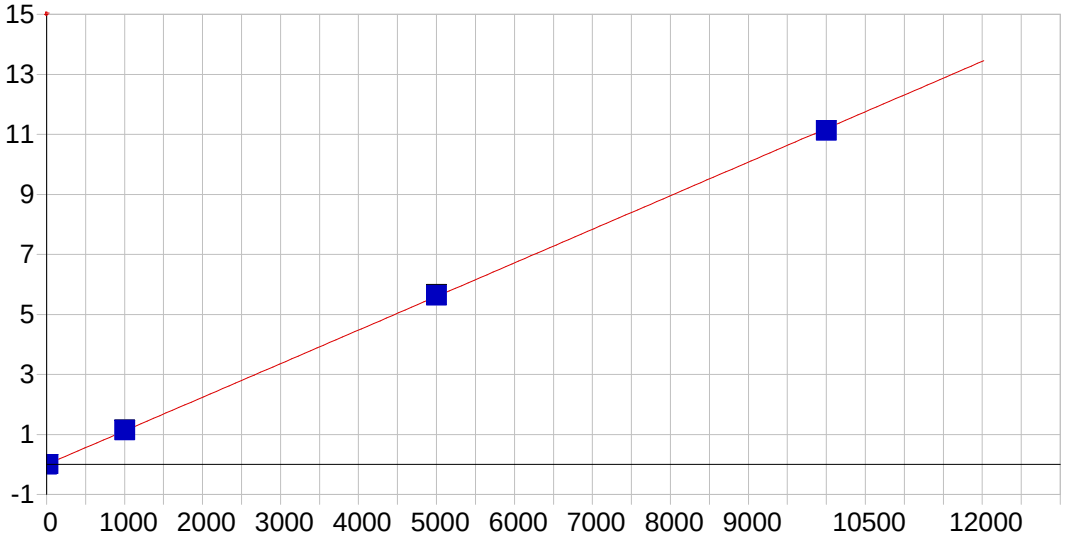

Mn 257.610 {131}

Date of Fit:	1/24/2017 9:56:56	Type of Fit:	Linear	Weighting:	1/Conc

A0 (Offset):	0.000047	Re-Slope:	1.000000

A1 (Gain):	0.001119	Y-int:	0.000000
A2 (Curvature):	0.000000		
n (Exponent):	1.000000		
Correlation:	0.999965	Status:	OK.
Std Error of Est:	0.000188		
Predicted MDL:	0.086481		
Predicted MQL:	0.288268		

Std. Name	Stated Conc.	Found Conc.	Difference	% Diff.	(S)IR	Std Dev	Emphasis
ICIS Cal Blk	.00000	-.00151	-.002	.000	.00004	.000	1
CAL2	15.000	16.169	1.17	7.79	.01815	.000	1
CAL3	1000.0	1021.9	21.9	2.19	1.1437	.005	1
CAL4	5000.0	5033.9	33.9	.679	5.6341	.035	1
CAL5	10000.	9943.0	-57.0	-.570	11.128	.004	1

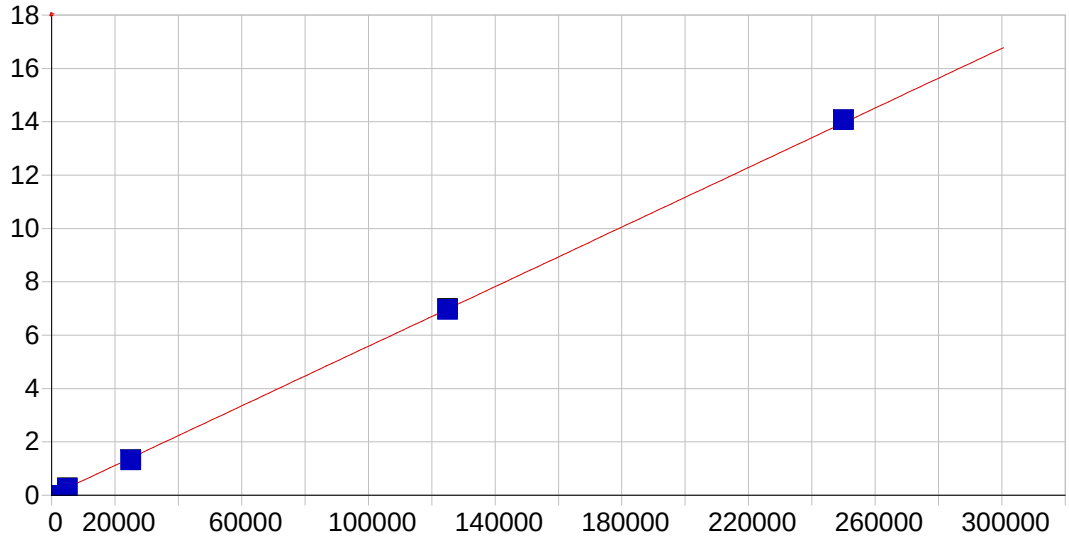

Na 589.592 { 57}

Date of Fit:	1/24/2017 9:56:56	Type of Fit:	Linear	Weighting:	1/Conc

A0 (Offset):	0.001394	Re-Slope:	1.000000
A1 (Gain):	0.000056	Y-int:	0.000000
A2 (Curvature):	0.000000		
n (Exponent):	1.000000		
Correlation:	0.999856	Status:	OK.
Std Error of Est:	0.001739		
Predicted MDL:	27.393247		
Predicted MQL:	91.310824		

Std. Name	Stated Conc.	Found Conc.	Difference	% Diff.	(S)IR	Std Dev	Emphasis
ICIS Cal Blk	.00000	.63139	.631	.000	.00143	.001	1
CAL2	5000.0	4601.0	-399.	-7.98	.25831	.003	1
CAL3	25000.	23700.	-1300.	-5.20	1.3252	.007	1
CAL4	125000.	124690.	-315.	-.252	6.9658	.018	1
CAL5	250000.	252010.	2010.	.806	14.078	.006	1

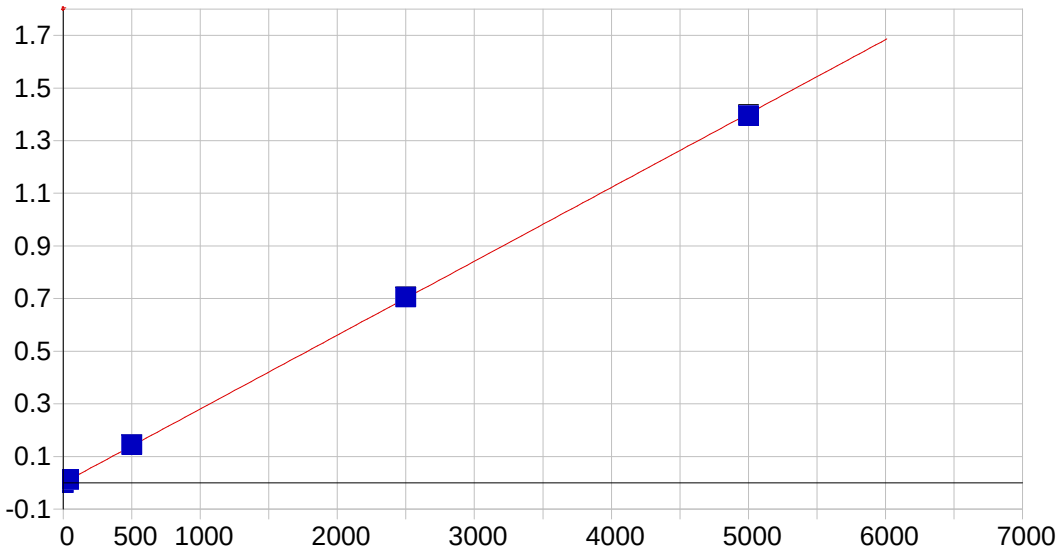

Ni 231.604 {446}

Date of Fit:	1/24/2017 9:56:56	Type of Fit:	Linear	Weighting:	1/Conc

A0 (Offset):	-0.000205	Re-Slope:	1.000000
A1 (Gain):	0.000281	Y-int:	0.000000
A2 (Curvature):	0.000000		
n (Exponent):	1.000000		
Correlation:	0.999941	Status:	OK.
Std Error of Est:	0.000070		
Predicted MDL:	0.608187		
Predicted MQL:	2.027288		

Std. Name	Stated Conc.	Found Conc.	Difference	% Diff.	(S)IR	Std Dev	Emphasis
ICIS Cal Blk	.00000	-.00446	-.004	.000	-.00021	.000	1
CAL2	40.000	43.349	3.35	8.37	.01196	.000	1
CAL3	500.00	514.38	14.4	2.88	.14433	.000	1
CAL4	2500.0	2512.8	12.8	.514	.70588	.000	1
CAL5	5000.0	4969.4	-30.6	-.611	1.3962	.002	1

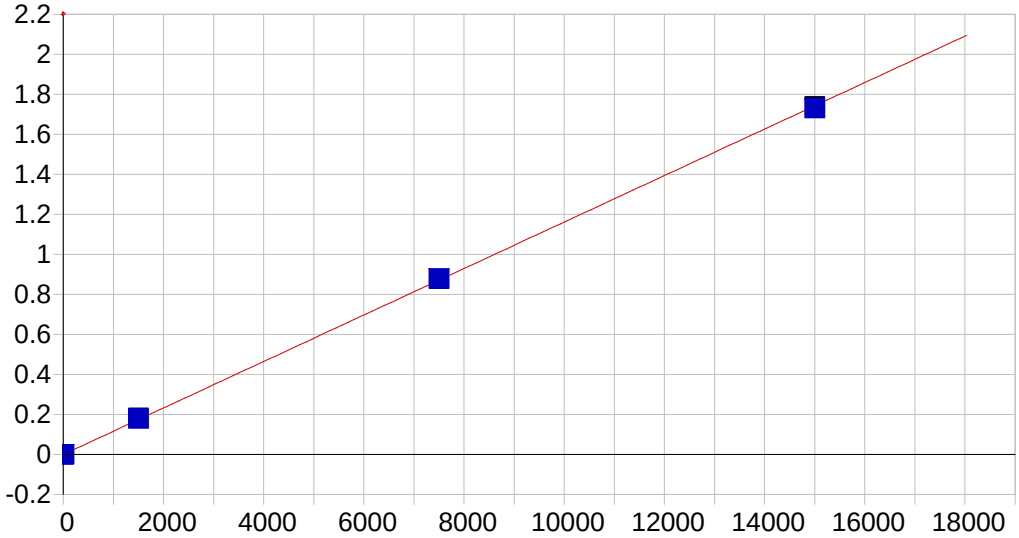

Pb 220.353 {453}

Date of Fit:	1/24/2017 9:56:56	Type of Fit:	Linear	Weighting:	1/Conc

A0 (Offset):	-0.000088	Re-Slope:	1.000000

A1 (Gain):	0.000116	Y-int:	0.000000
A2 (Curvature):	0.000000		
n (Exponent):	1.000000		
Correlation:	0.999941	Status:	OK.
Std Error of Est:	0.000017		
Predicted MDL:	1.649559		
Predicted MQL:	5.498531		

Std. Name	Stated Conc.	Found Conc.	Difference	% Diff.	(S)IR	Std Dev	Emphasis
ICIS Cal Blk	.00000	-.00026	-.000	.000	-.00009	.000	1
CAL2	10.000	11.454	1.45	14.5	.00124	.000	1
CAL3	1500.0	1545.0	45.0	3.00	.17935	.001	1
CAL4	7500.0	7558.2	58.2	.775	.87767	.000	1
CAL5	15000.	14896.	-104.	-.693	1.7298	.007	1
CAL1	5.0000	4.3815	-.619	-12.4	.00042	.000	1

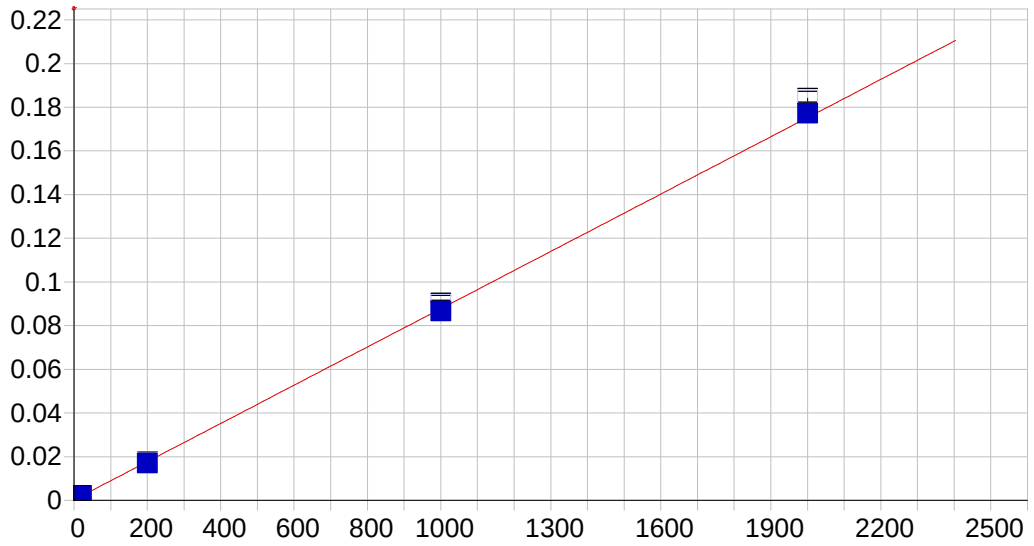

Sb 206.833 {463}

Date of Fit:	1/24/2017 9:56:56	Type of Fit:	Linear	Weighting:	1/Conc

A0 (Offset):	0.000205	Re-Slope:	1.000000
A1 (Gain):	0.000088	Y-int:	0.000000
A2 (Curvature):	0.000000		
n (Exponent):	1.000000		
Correlation:	0.999884	Status:	OK.
Std Error of Est:	0.000010		
Predicted MDL:	2.128608		
Predicted MQL:	7.095361		

Std. Name	Stated Conc.	Found Conc.	Difference	% Diff.	(S)IR	Std Dev	Emphasis
ICIS Cal Blk	.00000	.00088	.001	.000	.00020	.000	1
CAL2	20.000	19.228	-.772	-3.86	.00187	.000	1
CAL3	200.00	191.33	-8.67	-4.33	.01758	.000	1
CAL4	1000.0	987.56	-12.4	-1.24	.08977	.000	1
CAL5	2000.0	2021.9	21.9	1.09	.18344	.001	1
CAL1	10.000	9.9534	-.047	-.466	.00108	.000	1

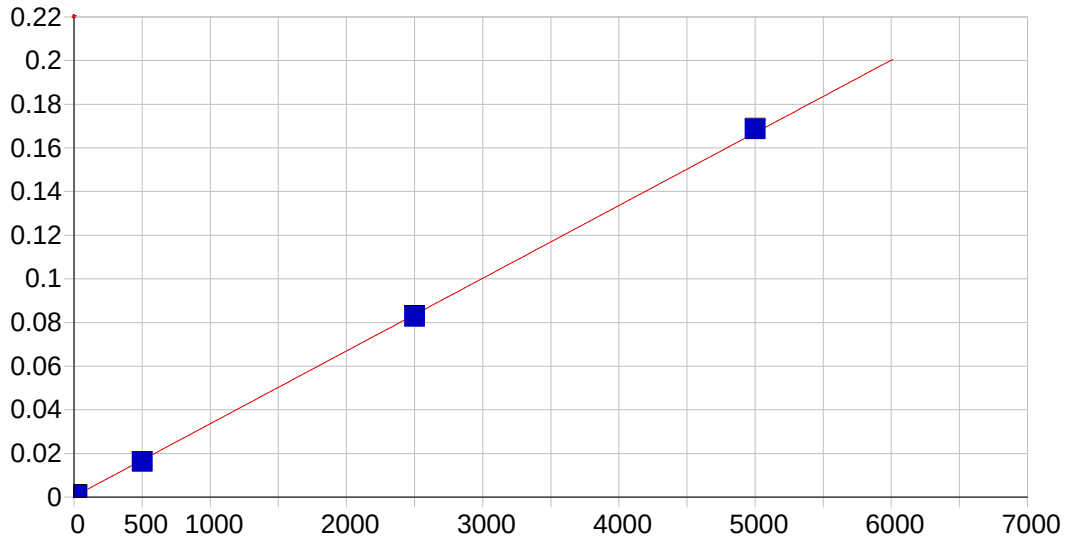

Se 196.090 {472}

Date of Fit:	1/24/2017 9:56:56	Type of Fit:	Linear	Weighting:	1/Conc

A0 (Offset):	0.000289	Re-Slope:	1.000000
A1 (Gain):	0.000033	Y-int:	0.000000
A2 (Curvature):	0.000000		
n (Exponent):	1.000000		
Correlation:	0.999883	Status:	OK.
Std Error of Est:	0.000004		
Predicted MDL:	3.619417		
Predicted MQL:	12.064723		

Std. Name	Stated Conc.	Found Conc.	Difference	% Diff.	(S)IR	Std Dev	Emphasis
ICIS Cal Blk	.00000	.00089	.001	.000	.00029	.000	1
CAL2	20.000	19.012	-.988	-4.94	.00092	.000	1
CAL3	500.00	477.98	-22.0	-4.40	.01622	.000	1
CAL4	2500.0	2472.4	-27.6	-1.10	.08269	.000	1
CAL5	5000.0	5051.0	51.0	1.02	.16864	.000	1
CAL1	5.0000	4.5790	-.421	-8.42	.00044	.000	1

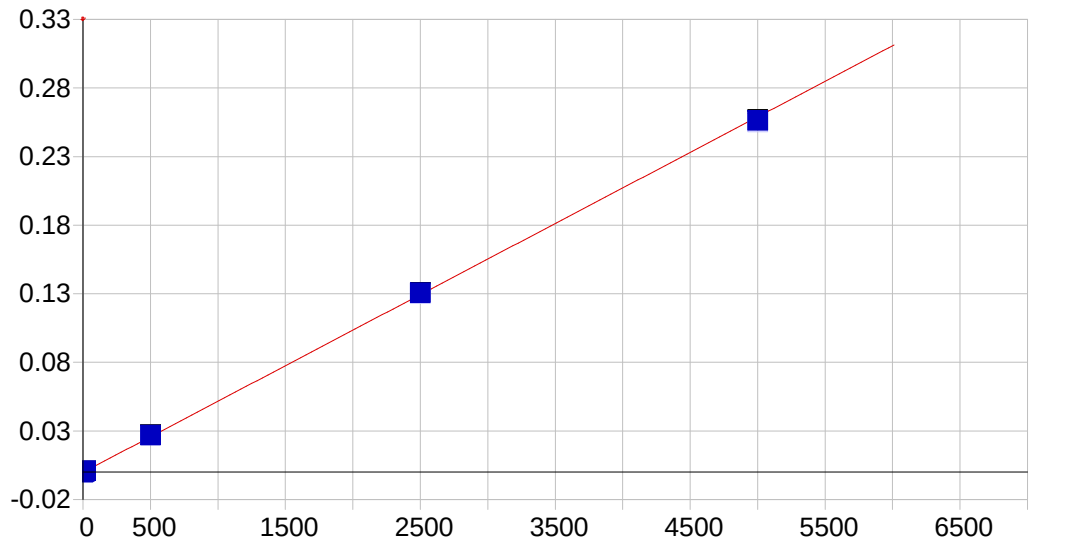

Tl 190.856 {477}

Date of Fit:	1/24/2017 9:56:56	Type of Fit:	Linear	Weighting:	1/Conc

A0 (Offset):	-0.000203	Re-Slope:	1.000000
A1 (Gain):	0.000052	Y-int:	0.000000
A2 (Curvature):	0.000000		
n (Exponent):	1.000000		
Correlation:	0.999862	Status:	OK.
Std Error of Est:	0.000009		
Predicted MDL:	2.710744		
Predicted MQL:	9.035813		

Std. Name	Stated Conc.	Found Conc.	Difference	% Diff.	(S)IR	Std Dev	Emphasis
ICIS Cal Blk	.00000	-.00182	-.002	.000	-.00020	.000	1
CAL2	20.000	21.785	1.78	8.92	.00092	.000	1
CAL3	500.00	524.71	24.7	4.94	.02687	.000	1
CAL4	2500.0	2525.2	25.2	1.01	.13006	.000	1
CAL5	5000.0	4947.8	-52.2	-1.04	.25501	.001	1
CAL1	10.000	10.442	.442	4.42	.00034	.000	1

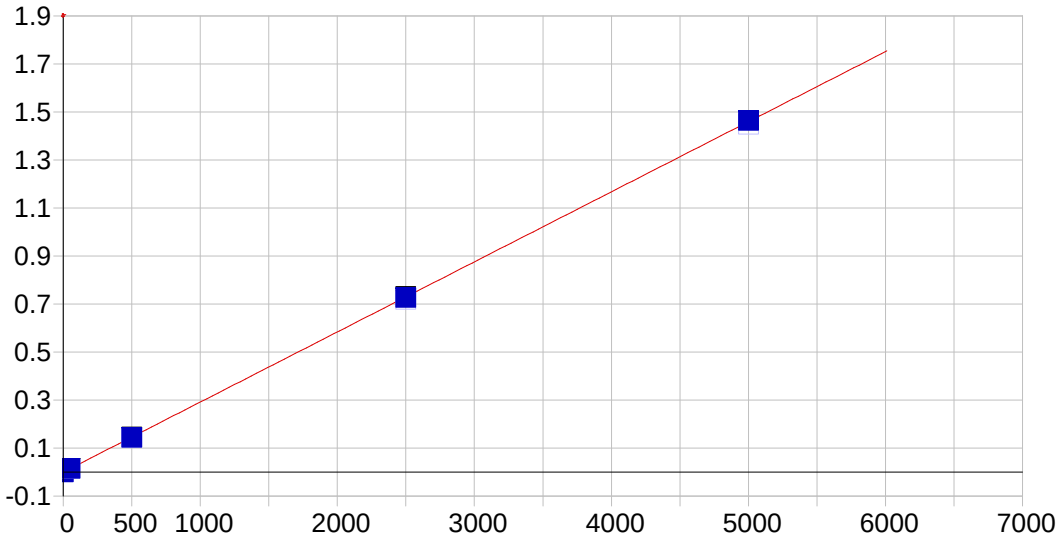

V 292.402 {115}

Date of Fit:	1/24/2017 9:56:56	Type of Fit:	Linear	Weighting:	1/Conc

A0 (Offset):	-0.000141	Re-Slope:	1.000000
A1 (Gain):	0.000292	Y-int:	0.000000
A2 (Curvature):	0.000000		
n (Exponent):	1.000000		
Correlation:	0.999990	Status:	OK.
Std Error of Est:	0.000034		
Predicted MDL:	0.493315		
Predicted MQL:	1.644385		

Std. Name	Stated Conc.	Found Conc.	Difference	% Diff.	(S)IR	Std Dev	Emphasis
ICIS Cal Blk	.00000	-.00033	-.000	.000	-.00014	.000	1
CAL2	50.000	50.895	.895	1.79	.01466	.000	1
CAL3	500.00	495.11	-4.89	-.977	.14275	.000	1
CAL4	2500.0	2488.8	-11.2	-.448	.71816	.004	1
CAL5	5000.0	5015.2	15.2	.304	1.4474	.001	1

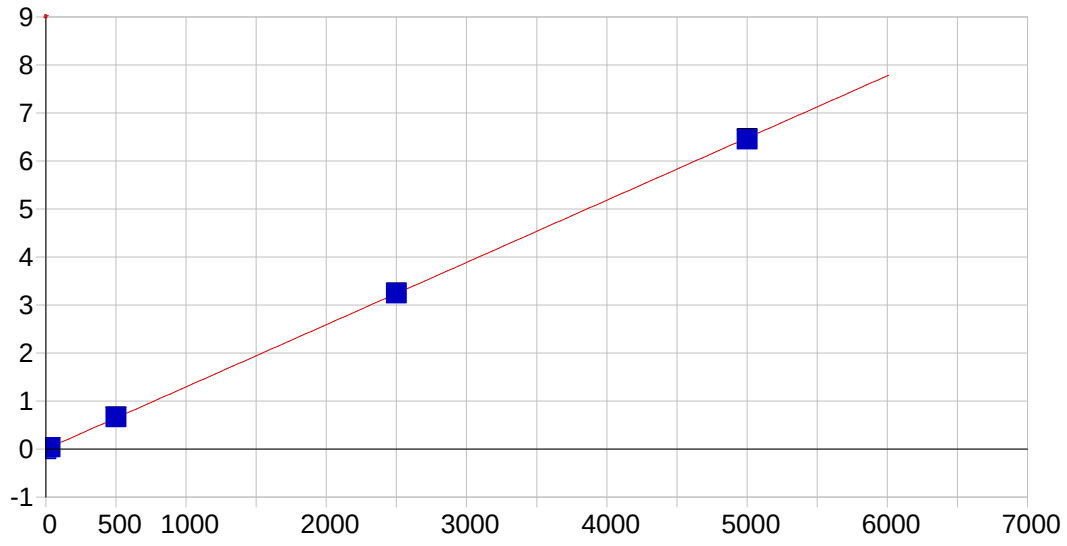

Zn 206.200 {463}

Date of Fit:	1/24/2017 9:56:56	Type of Fit:	Linear	Weighting:	1/Conc

A0 (Offset):	-0.000007	Re-Slope:	1.000000
A1 (Gain):	0.001296	Y-int:	0.000000
A2 (Curvature):	0.000000		
n (Exponent):	1.000000		
Correlation:	0.999965	Status:	OK.
Std Error of Est:	0.000216		
Predicted MDL:	0.155950		
Predicted MQL:	0.519834		

Std. Name	Stated Conc.	Found Conc.	Difference	% Diff.	(S)IR	Std Dev	Emphasis
ICIS Cal Blk	.00000	-.00263	-.003	.000	-.00001	.000	1
CAL2	30.000	31.898	1.90	6.33	.04131	.000	1
CAL3	500.00	513.28	13.3	2.66	.66430	.002	1
CAL4	2500.0	2504.4	4.41	.176	3.2412	.001	1
CAL5	5000.0	4980.4	-19.6	-.392	6.4455	.016	1

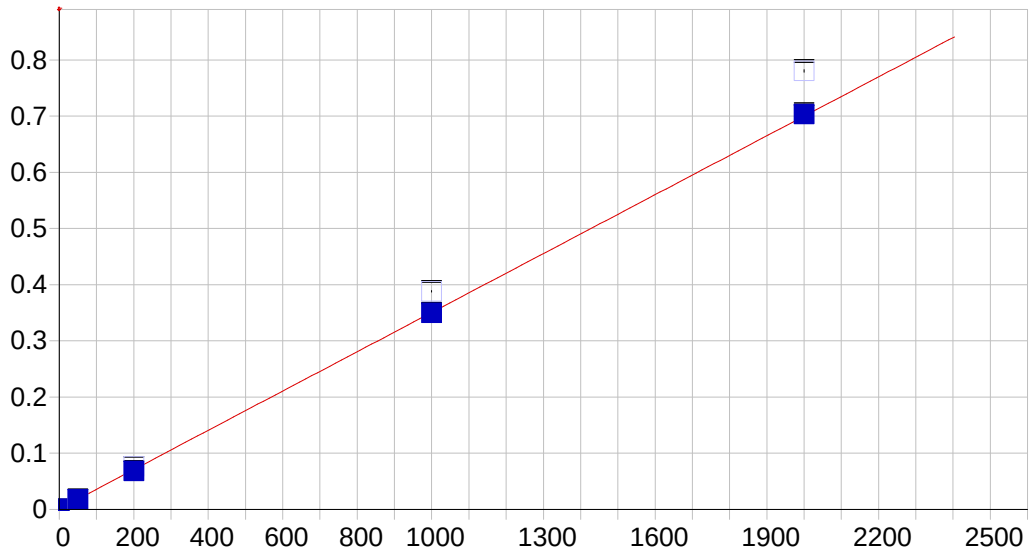

B 208.959 {461}

Date of Fit:	1/24/2017 9:56:56	Type of Fit:	Linear	Weighting:	1/Conc

A0 (Offset):	0.001112	Re-Slope:	1.000000

A1 (Gain):	0.000349	Y-int:	0.000000
A2 (Curvature):	0.000000		
n (Exponent):	1.000000		
Correlation:	0.999955	Status:	OK.
Std Error of Est:	0.000060		
Predicted MDL:	0.604084		
Predicted MQL:	2.013614		

Std. Name	Stated Conc.	Found Conc.	Difference	% Diff.	(S)IR	Std Dev	Emphasis
ICIS Cal Blk	.00000	.00339	.003	.000	.00111	.000	1
CAL2	50.000	48.133	-1.87	-3.73	.01831	.000	1
CAL3	200.00	193.27	-6.73	-3.36	.07633	.000	1
CAL4	1000.0	997.92	-2.08	-.208	.38824	.001	1
CAL5	2000.0	2010.5	10.5	.526	.78050	.002	1

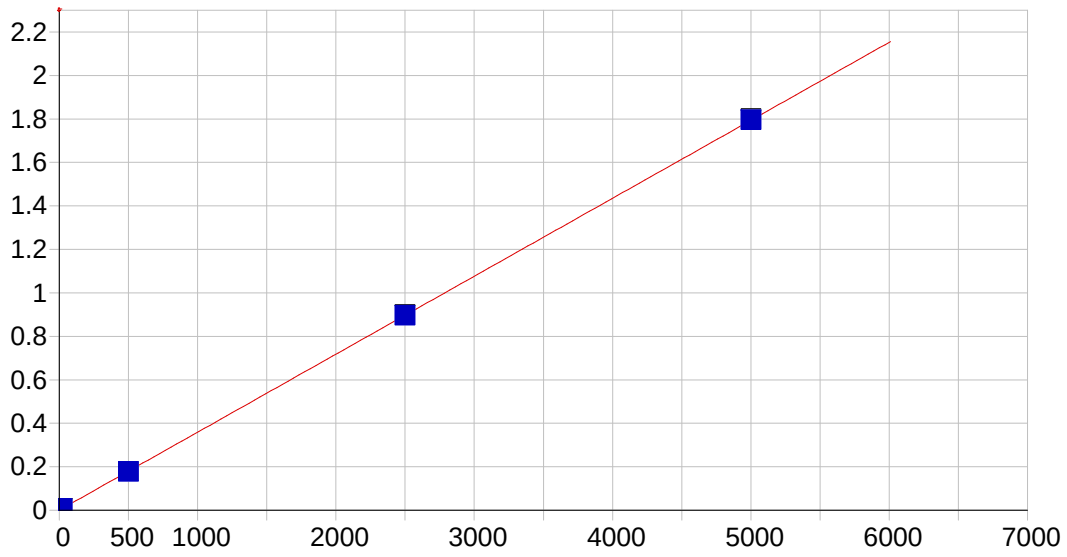

Mo 202.030 {467}

Date of Fit:	1/24/2017 9:56:56	Type of Fit:	Linear	Weighting:	1/Conc

A0 (Offset):	0.000269	Re-Slope:	1.000000
A1 (Gain):	0.000359	Y-int:	0.000000
A2 (Curvature):	0.000000		
n (Exponent):	1.000000		
Correlation:	0.999993	Status:	OK.
Std Error of Est:	0.000022		
Predicted MDL:	0.365517		
Predicted MQL:	1.218390		

Std. Name	Stated Conc.	Found Conc.	Difference	% Diff.	(S)IR	Std Dev	Emphasis
ICIS Cal Blk	.00000	.00114	.001	.000	.00027	.000	1
CAL2	20.000	19.057	-.943	-4.71	.00711	.000	1
CAL3	500.00	494.69	-5.31	-1.06	.17773	.000	1
CAL4	2500.0	2498.2	-1.82	-.073	.89646	.001	1
CAL5	5000.0	5008.1	8.07	.161	1.7969	.003	1

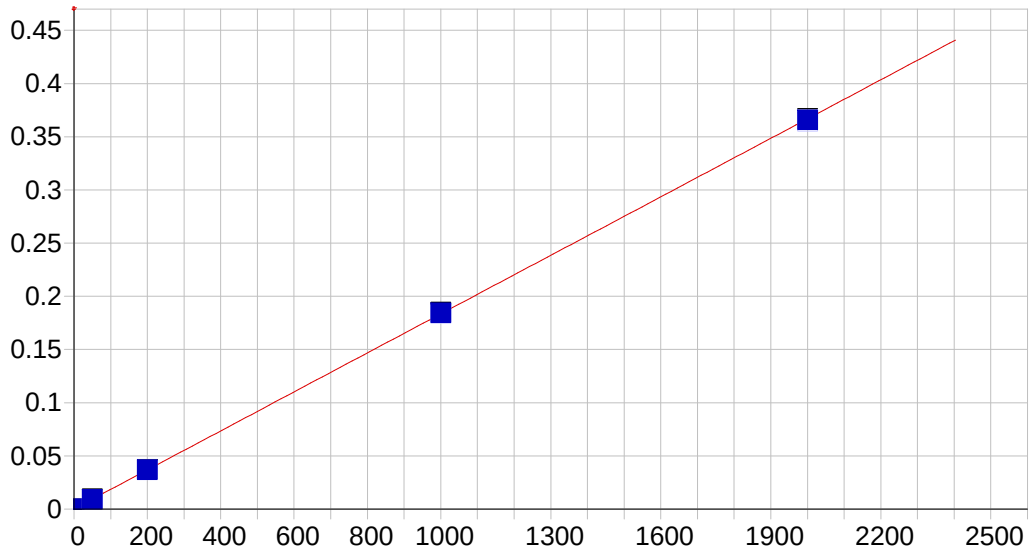

Sn 189.989 {477}

Date of Fit:	1/24/2017 9:56:56	Type of Fit:	Linear	Weighting:	1/Conc

A0 (Offset):	0.000165	Re-Slope:	1.000000
A1 (Gain):	0.000183	Y-int:	0.000000
A2 (Curvature):	0.000000		
n (Exponent):	1.000000		
Correlation:	0.999989	Status:	OK.
Std Error of Est:	0.000014		
Predicted MDL:	0.781382		
Predicted MQL:	2.604606		

Std. Name	Stated Conc.	Found Conc.	Difference	% Diff.	(S)IR	Std Dev	Emphasis
ICIS Cal Blk	.00000	.00074	.001	.000	.00017	.000	1
CAL2	50.000	48.906	-1.09	-2.19	.00913	.000	1
CAL3	200.00	200.85	.850	.425	.03683	.000	1
CAL4	1000.0	1005.6	5.56	.556	.18374	.001	1
CAL5	2000.0	1994.7	-5.31	-.265	.36431	.001	1

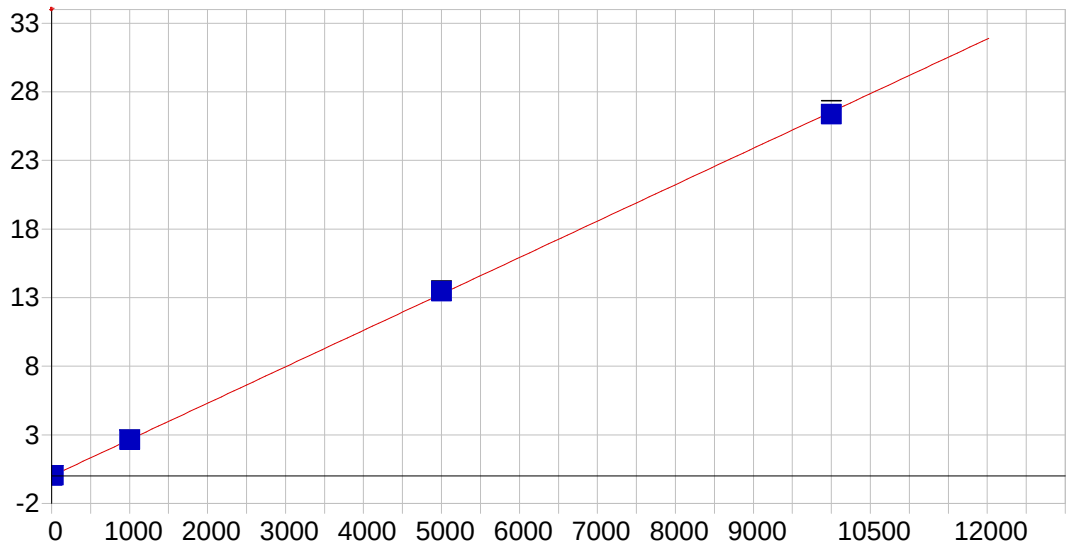

Sr 407.771 { 83}

Date of Fit:	1/24/2017 9:56:56	Type of Fit:	Linear	Weighting:	1/Conc

A0 (Offset):	-0.000571	Re-Slope:	1.000000

A1 (Gain):	0.002654	Y-int:	0.000000
A2 (Curvature):	0.000000		
n (Exponent):	1.000000		
Correlation:	0.999955	Status:	OK.
Std Error of Est:	0.000581		
Predicted MDL:	0.207919		
Predicted MQL:	0.693062		

Std. Name	Stated Conc.	Found Conc.	Difference	% Diff.	(S)IR	Std Dev	Emphasis
ICIS Cal Blk	.00000	-.00039	-.000	.000	-.00057	.000	1
CAL2	20.000	20.331	.331	1.65	.05347	.000	1
CAL3	1000.0	995.75	-4.25	-.425	2.6438	.009	1
CAL4	5000.0	5070.0	70.0	1.40	13.463	.029	1
CAL5	10000.	9933.9	-66.1	-.661	26.380	.266	1

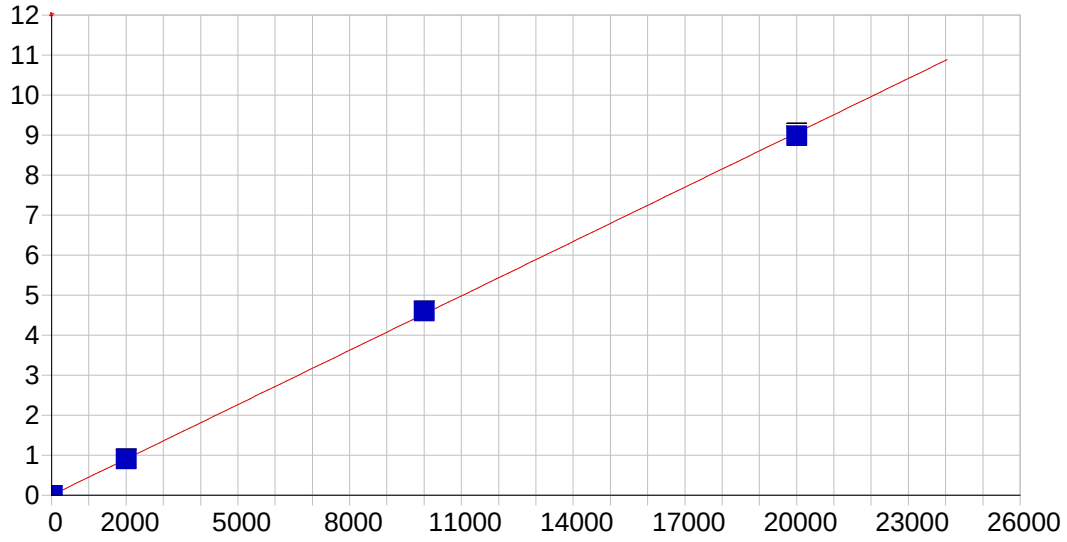

Ti 334.941 {101}

Date of Fit:	1/24/2017 9:56:56	Type of Fit:	Linear	Weighting:	1/Conc

A0 (Offset):	0.000178	Re-Slope:	1.000000
A1 (Gain):	0.000453	Y-int:	0.000000
A2 (Curvature):	0.000000		
n (Exponent):	1.000000		
Correlation:	0.999936	Status:	OK.
Std Error of Est:	0.000167		
Predicted MDL:	0.283568		
Predicted MQL:	0.945225		

Std. Name	Stated Conc.	Found Conc.	Difference	% Diff.	(S)IR	Std Dev	Emphasis
ICIS Cal Blk	.00000	-.00059	-.001	.000	.00018	.000	1
CAL2	20.000	20.417	.417	2.09	.00943	.000	1
CAL3	2000.0	2001.0	.995	.050	.90670	.001	1
CAL4	10000.	10164.	164.	1.64	4.6049	.010	1
CAL5	20000.	19834.	-166.	-.828	8.9859	.063	1

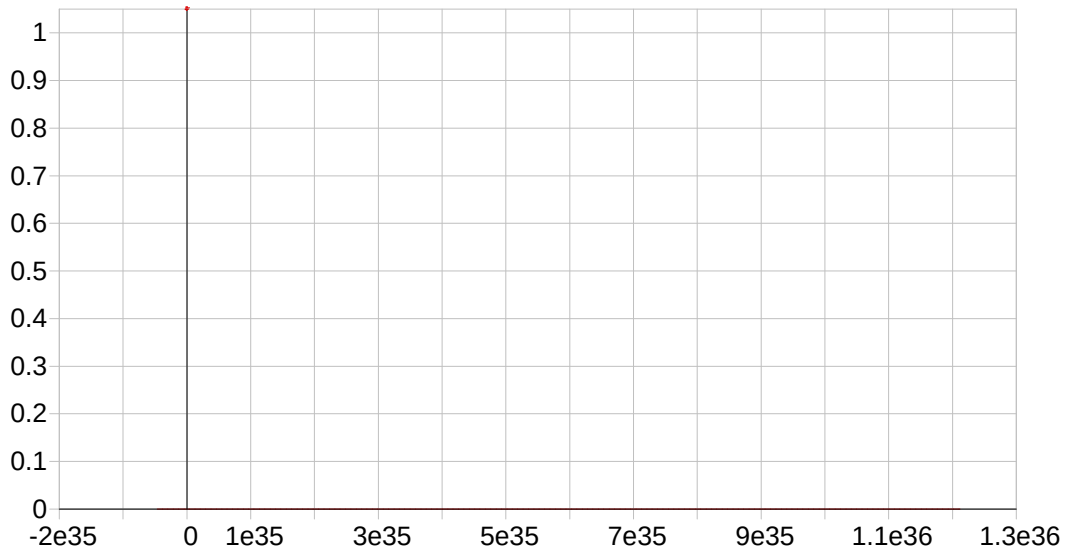

Y 224.306 {450}*

Date of Fit:	1/24/2017 9:33:58	Type of Fit:	Linear	Weighting:	1/Conc

A0 (Offset):	0.000000	Re-Slope:	1.000000	
A1 (Gain):	0.000000	Y-int:	0.000000	
A2 (Curvature):	0.000000			
n (Exponent):	1.000000			
Correlation:	0.000000	Status:	Warning	Zero Gain
Std Error of Est:	183.492520			
Predicted MDL:	n/a			
Predicted MQL:	n/a			

Std. Name	Stated Conc.	Found Conc.	Difference	% Diff.	(S)IR	Std Dev	Emphasis

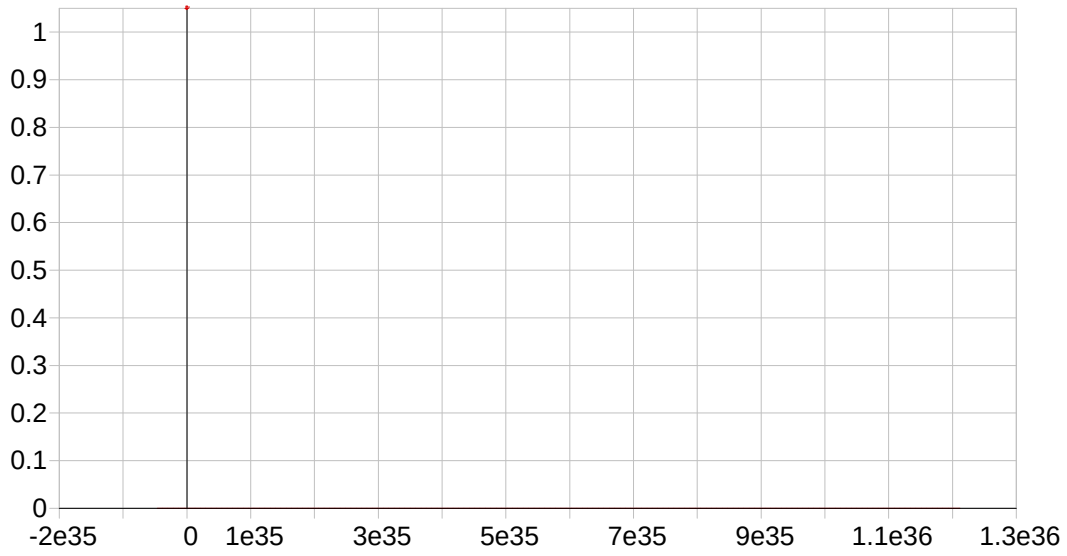

Y 360.073 { 94}*

Date of Fit:	1/24/2017 9:33:58	Type of Fit:	Linear	Weighting:	1/Conc

A0 (Offset):	0.000000	Re-Slope:	1.000000	
A1 (Gain):	0.000000	Y-int:	0.000000	
A2 (Curvature):	0.000000			
n (Exponent):	1.000000			
Correlation:	0.000000	Status:	Warning	Zero Gain
Std Error of Est:	0.000000			

Predicted MDL: n/a
Predicted MQL: n/a

Std. Name	Stated Conc.	Found Conc.	Difference	% Diff.	(S)IR	Std Dev	Emphasis

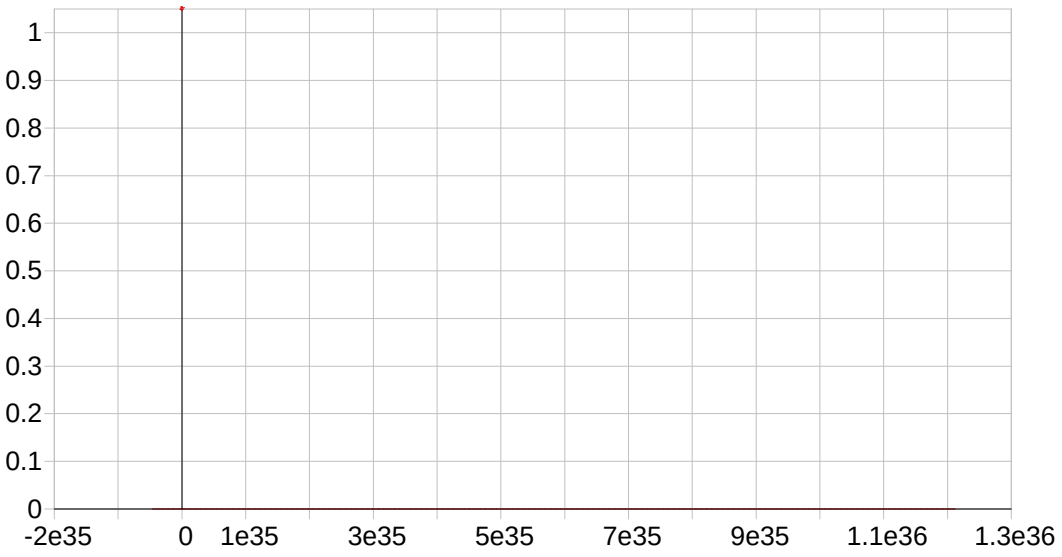

Y 371.030 { 91}*

Date of Fit: 1/24/2017 9:33:58 Type of Fit: Linear Weighting: 1/Conc

A0 (Offset):	0.000000	Re-Slope:	1.000000	
A1 (Gain):	0.000000	Y-int:	0.000000	
A2 (Curvature):	0.000000			
n (Exponent):	1.000000			
Correlation:	0.000000	Status:	Warning	Zero Gain
Std Error of Est:	192.759705			
Predicted MDL:	n/a			
Predicted MQL:	n/a			

Std. Name	Stated Conc.	Found Conc.	Difference	% Diff.	(S)IR	Std Dev	Emphasis

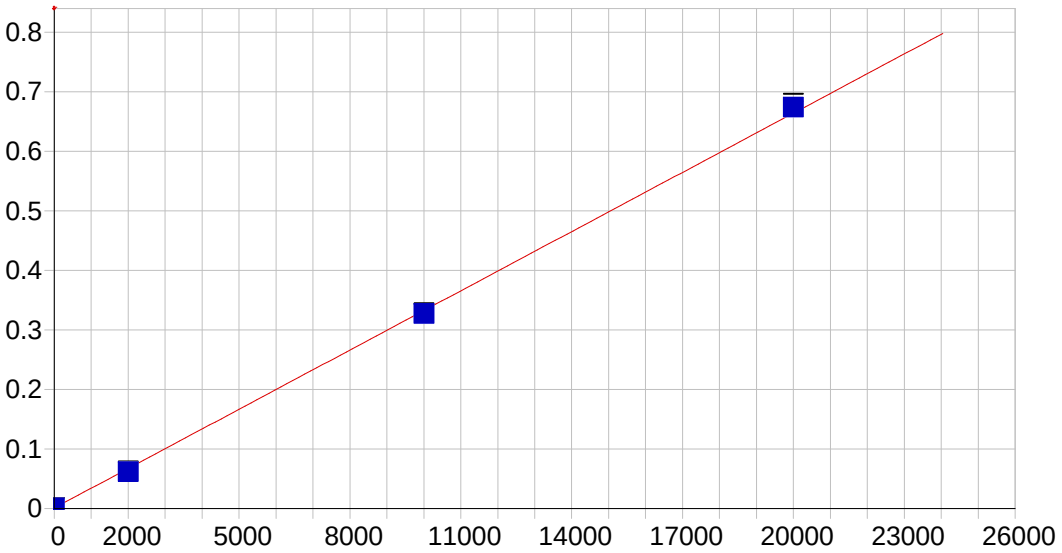

Si 288.158 {117}

Date of Fit: 1/24/2017 9:56:56 Type of Fit: Linear Weighting: 1/Conc

A0 (Offset):	0.000996	Re-Slope:	1.000000
A1 (Gain):	0.000033	Y-int:	0.000000
A2 (Curvature):	0.000000		
n (Exponent):	1.000000		
Correlation:	0.999677	Status:	OK.
Std Error of Est:	0.000301		
Predicted MDL:	22.224905		
Predicted MQL:	74.083018		

Std. Name	Stated Conc.	Found Conc.	Difference	% Diff.	(S)IR	Std Dev	Emphasis
ICIS Cal Blk	.00000	.16305	.163	.000	.00100	.001	1
CAL5	20000.	20312.	312.	1.56	.67356	.006	1
CAL3	2000.0	1835.2	-165.	-8.24	.06175	.001	1
CAL4	10000.	9852.9	-147.	-1.47	.32723	.001	1

Sample Name: ICIS Cal Blk Acquired: 1/24/2017 9:34:43 Type: Cal
Method: BC011117(v9) Mode: IR Corr. Factor: 1.000000
User: admin Custom ID1: Custom ID2: Custom ID3:
Comment:

Elem	Al3961	As1890	Ag3280	Ba2335	Be3130	Ca3181
Line	396.152 { 85}	189.042 {478}	328.068 {103}	233.527 {445}	313.042 {108}	318.128 {106}
IS Ref	(Y_3710)	(Y_2243)	(Y_3600)	(Y_2243)	(Y_3710)	(Y_3600)
Units	Cts/S	Cts/S	Cts/S	Cts/S	Cts/S	Cts/S
Avg	**.0004**	**-.0002**	**.0001**	**.0000**	**.0001**	**-.0043**
Stddev	.0002	.0001	.0001	.0001	.0002	.0001
%RSD	49.71	78.02	95.54	304.5	207.4	2.368
#1	.0003	-.0003	.0001	-.0001	.0003	-.0044
#2	.0005	-.0001	-.0000	.0001	-.0000	-.0043
#3	.0002	-.0000	.0001	.0001	-.0000	-.0042

Elem	Cd2265	Co2286	Cr2677	Cu3247	Fe2714	K_7664
Line	226.502 {449}	228.616 {447}	267.716 {126}	324.754 {104}	271.441 {124}	766.490 { 44}
IS Ref	(Y_2243)	(Y_2243)	(Y_3600)	(Y_3600)	(Y_3600)	(Y_3710)
Units	Cts/S	Cts/S	Cts/S	Cts/S	Cts/S	Cts/S
Avg	**-.0004**	**.0002**	**.0002**	**.0065**	**.0002**	**-.0056**
Stddev	.0000	.0002	.0001	.0001	.0000	.0014
%RSD	9.061	86.25	30.11	1.062	.5044	25.25
#1	-.0003	.0001	.0002	.0065	.0002	-.0054
#2	-.0004	.0004	.0003	.0065	.0002	-.0071
#3	-.0004	.0001	.0001	.0066	.0002	-.0042

Elem	Mg2790	Mn2576	Na5895	Ni2316	Pb2203	Sb2068
Line	279.079 {121}	257.610 {131}	589.592 { 57}	231.604 {446}	220.353 {453}	206.833 {463}
IS Ref	(Y_3600)	(Y_3600)	(Y_3710)	(Y_2243)	(Y_2243)	(Y_2243)
Units	Cts/S	Cts/S	Cts/S	Cts/S	Cts/S	Cts/S
Avg	**.0001**	**.0000**	**.0014**	**-.0002**	**-.0001**	**.0002**
Stddev	.0001	.0001	.0012	.0001	.0001	.0001
%RSD	80.27	220.7	86.81	55.08	72.43	59.73
#1	.0002	.0001	.0026	-.0003	-.0001	.0001
#2	.0000	.0001	.0001	-.0003	-.0000	.0003
#3	.0001	-.0001	.0016	-.0001	-.0001	.0002

Elem	Se196	Tl1908	V_2924	Zn2062	B_2089	Mo2020
Line	196.090 {472}	190.856 {477}	292.402 {115}	206.200 {463}	208.959 {461}	202.030 {467}
IS Ref	(Y_2243)	(Y_2243)	(Y_3600)	(Y_2243)	(Y_2243)	(Y_2243)
Units	Cts/S	Cts/S	Cts/S	Cts/S	Cts/S	Cts/S
Avg	**.0003**	**-.0002**	**-.0001**	**-.0000**	**.0011**	**.0003**
Stddev	.0001	.0001	.0001	.0001	.0001	.0001
%RSD	19.25	51.41	48.20	681.1	12.62	49.82
#1	.0003	-.0002	-.0001	.0001	.0011	.0002
#2	.0003	-.0001	-.0002	-.0001	.0010	.0004
#3	.0002	-.0003	-.0001	-.0000	.0012	.0001

Sample Name: ICIS Cal Blk Acquired: 1/24/2017 9:34:43 Type: Cal
Method: BC011117(v9) Mode: IR Corr. Factor: 1.000000
User: admin Custom ID1: Custom ID2: Custom ID3:
Comment:

Elem	Sn1899	Sr4077	Ti3349	Si2881
Line	189.989 {477}	407.771 { 83}	334.941 {101}	288.158 {117}
IS Ref	(Y_2243)	(Y_3710)	(Y_3600)	(Y_2243)
Units	Cts/S	Cts/S	Cts/S	Cts/S
Avg	**.0002**	**-.0006**	**.0002**	**.0010**
Stddev	.0001	.0002	.0000	.0008
%RSD	61.57	42.15	16.97	76.89
#1	.0001	-.0005	.0002	.0003
#2	.0003	-.0004	.0002	.0008
#3	.0001	-.0008	.0001	.0018

Int. Std.	Y_2243	Y_3600	Y_3710
Line	224.306 {450}	360.073 { 94}	371.030 { 91}
Units	Cts/S	Cts/S	Cts/S
Avg	**4164.3**	**27161.**	**9440.6**
Stddev	1.2	95.	43.9
%RSD	.02851	.34900	.46464
#1	4164.0	27057.	9401.2
#2	4163.3	27241.	9487.9
#3	4165.6	27186.	9432.6

Sample Name: CAL1 Acquired: 1/24/2017 9:38:31 Type: Cal
Method: BC011117(v9) Mode: IR Corr. Factor: 1.000000
User: admin Custom ID1: Custom ID2: Custom ID3:
Comment:

Elem	As1890	Pb2203	Sb2068	Se196	Tl1908
Line	189.042 {478}	220.353 {453}	206.833 {463}	196.090 {472}	190.856 {477}
IS Ref	(Y_2243)	(Y_2243)	(Y_2243)	(Y_2243)	(Y_2243)
Units	Cts/S	Cts/S	Cts/S	Cts/S	Cts/S
Avg	**.0001**	**.0004**	**.0011**	**.0004**	**.0003**
Stddev	.0000	.0001	.0001	.0001	.0002
%RSD	20.20	23.70	13.36	15.85	50.70
#1	.0001	.0005	.0012	.0004	.0005
#2	.0001	.0004	.0010	.0004	.0003
#3	.0001	.0003	.0010	.0005	.0002

Int. Std.	Y_2243
Line	224.306 {450}
Units	Cts/S
Avg	**4164.2**
Stddev	14.2
%RSD	.34196
#1	4174.3
#2	4170.3
#3	4147.9

Sample Name: CAL2 Acquired: 1/24/2017 9:42:23 Type: Cal
Method: BC011117(v9) Mode: IR Corr. Factor: 1.000000
User: admin Custom ID1: Custom ID2: Custom ID3:
Comment:

Elem	Al3961	As1890	Ag3280	Ba2335	Be3130	Ca3181
Line	396.152 { 85}	189.042 {478}	328.068 {103}	233.527 {445}	313.042 {108}	318.128 {106}
IS Ref	(Y_3710)	(Y_2243)	(Y_3600)	(Y_2243)	(Y_3710)	(Y_3600)
Units	Cts/S	Cts/S	Cts/S	Cts/S	Cts/S	Cts/S
Avg	**.0049**	**.0007**	**.0020**	**.1646**	**.0050**	**.1294**
Stddev	.0002	.0001	.0001	.0005	.0003	.0003
%RSD	3.140	10.47	3.915	.2893	6.159	.2019
#1	.0047	.0006	.0020	.1641	.0049	.1297
#2	.0050	.0006	.0021	.1648	.0054	.1291
#3	.0049	.0007	.0019	.1650	.0048	.1295

Elem	Cd2265	Co2286	Cr2677	Cu3247	Fe2714	K_7664
Line	226.502 {449}	228.616 {447}	267.716 {126}	324.754 {104}	271.441 {124}	766.490 { 44}
IS Ref	(Y_2243)	(Y_2243)	(Y_3600)	(Y_3600)	(Y_3600)	(Y_3710)
Units	Cts/S	Cts/S	Cts/S	Cts/S	Cts/S	Cts/S
Avg	**.0070**	**.0525**	**.0020**	**.0145**	**.0024**	**.1373**
Stddev	.0003	.0002	.0000	.0000	.0001	.0005
%RSD	4.213	.3538	.9308	.1180	3.223	.3741
#1	.0073	.0525	.0020	.0145	.0024	.1375
#2	.0068	.0526	.0020	.0145	.0023	.1367
#3	.0068	.0523	.0020	.0145	.0025	.1376

Elem	Mg2790	Mn2576	Na5895	Ni2316	Pb2203	Sb2068
Line	279.079 {121}	257.610 {131}	589.592 { 57}	231.604 {446}	220.353 {453}	206.833 {463}
IS Ref	(Y_3600)	(Y_3600)	(Y_3710)	(Y_2243)	(Y_2243)	(Y_2243)
Units	Cts/S	Cts/S	Cts/S	Cts/S	Cts/S	Cts/S
Avg	**.0955**	**.0181**	**.2583**	**.0120**	**.0012**	**.0019**
Stddev	.0006	.0001	.0033	.0000	.0002	.0001
%RSD	.6195	.2913	1.260	.3135	12.76	7.540
#1	.0956	.0182	.2618	.0120	.0013	.0018
#2	.0949	.0181	.2578	.0119	.0011	.0020
#3	.0961	.0181	.2553	.0119	.0014	.0017

Elem	Se196	Tl1908	V_2924	Zn2062	B_2089	Mo2020
Line	196.090 {472}	190.856 {477}	292.402 {115}	206.200 {463}	208.959 {461}	202.030 {467}
IS Ref	(Y_2243)	(Y_2243)	(Y_3600)	(Y_2243)	(Y_2243)	(Y_2243)
Units	Cts/S	Cts/S	Cts/S	Cts/S	Cts/S	Cts/S
Avg	**.0009**	**.0009**	**.0147**	**.0413**	**.0183**	**.0071**
Stddev	.0001	.0002	.0002	.0002	.0001	.0001
%RSD	14.03	21.71	1.669	.4817	.7214	1.478
#1	.0010	.0007	.0148	.0411	.0183	.0071
#2	.0010	.0011	.0144	.0415	.0185	.0070
#3	.0008	.0009	.0148	.0414	.0182	.0072

Sample Name: CAL2 Acquired: 1/24/2017 9:42:23 Type: Cal
Method: BC011117(v9) Mode: IR Corr. Factor: 1.000000
User: admin Custom ID1: Custom ID2: Custom ID3:
Comment:

Elem	Sn1899	Sr4077	Ti3349
Line	189.989 {477}	407.771 { 83}	334.941 {101}
IS Ref	(Y_2243)	(Y_3710)	(Y_3600)
Units	Cts/S	Cts/S	Cts/S
Avg	**.0091**	**.0535**	**.0094**
Stddev	.0000	.0004	.0001
%RSD	.5453	.8155	1.236
#1	.0092	.0534	.0094
#2	.0091	.0531	.0096
#3	.0091	.0539	.0094
Int. Std.	Y_2243	Y_3600	Y_3710
Line	224.306 {450}	360.073 { 94}	371.030 { 91}
Units	Cts/S	Cts/S	Cts/S
Avg	**4130.1**	**26908.**	**9333.7**
Stddev	10.5	155.	136.1
%RSD	.25358	.57767	1.4583
#1	4136.9	26967.	9463.6
#2	4135.3	27025.	9345.2
#3	4118.0	26731.	9192.1

Sample Name: CAL3 Acquired: 1/24/2017 9:46:12 Type: Cal
Method: BC011117(v9) Mode: IR Corr. Factor: 1.000000
User: admin Custom ID1: Custom ID2: Custom ID3:
Comment:

Elem	Al3961	As1890	Ag3280	Ba2335	Be3130	Ca3181
Line	396.152 { 85}	189.042 {478}	328.068 {103}	233.527 {445}	313.042 {108}	318.128 {106}
IS Ref	(Y_3710)	(Y_2243)	(Y_3600)	(Y_2243)	(Y_3710)	(Y_3600)
Units	Cts/S	Cts/S	Cts/S	Cts/S	Cts/S	Cts/S
Avg	**.5266**	**.0248**	**.0457**	**1.586**	**.4895**	**.6341**
Stddev	.0004	.0001	.0007	.004	.0008	.0036
%RSD	.0823	.4870	1.473	.2447	.1725	.5701
#1	.5264	.0247	.0465	1.589	.4898	.6373
#2	.5271	.0247	.0452	1.582	.4902	.6349
#3	.5263	.0249	.0456	1.588	.4886	.6302

Elem	Cd2265	Co2286	Cr2677	Cu3247	Fe2714	K_7664
Line	226.502 {449}	228.616 {447}	267.716 {126}	324.754 {104}	271.441 {124}	766.490 { 44}
IS Ref	(Y_2243)	(Y_2243)	(Y_3600)	(Y_3600)	(Y_3600)	(Y_3710)
Units	Cts/S	Cts/S	Cts/S	Cts/S	Cts/S	Cts/S
Avg	**.4469**	**.5099**	**.1800**	**.7755**	**.2913**	**.2796**
Stddev	.0008	.0009	.0004	.0009	.0003	.0027
%RSD	.1741	.1723	.2357	.1134	.1106	.9670
#1	.4472	.5101	.1802	.7765	.2912	.2823
#2	.4460	.5089	.1802	.7752	.2916	.2796
#3	.4475	.5106	.1795	.7749	.2909	.2769

Elem	Mg2790	Mn2576	Na5895	Ni2316	Pb2203	Sb2068
Line	279.079 {121}	257.610 {131}	589.592 { 57}	231.604 {446}	220.353 {453}	206.833 {463}
IS Ref	(Y_3600)	(Y_3600)	(Y_3710)	(Y_2243)	(Y_2243)	(Y_2243)
Units	Cts/S	Cts/S	Cts/S	Cts/S	Cts/S	Cts/S
Avg	**.4626**	**1.144**	**1.325**	**.1443**	**.1793**	**.0176**
Stddev	.0017	.005	.007	.0003	.0008	.0002
%RSD	.3652	.4566	.5143	.2247	.4308	1.014
#1	.4635	1.148	1.332	.1442	.1787	.0176
#2	.4636	1.145	1.326	.1441	.1791	.0174
#3	.4606	1.138	1.318	.1447	.1802	.0178

Elem	Se196	Tl1908	V_2924	Zn2062	B_2089	Mo2020
Line	196.090 {472}	190.856 {477}	292.402 {115}	206.200 {463}	208.959 {461}	202.030 {467}
IS Ref	(Y_2243)	(Y_2243)	(Y_3600)	(Y_2243)	(Y_2243)	(Y_2243)
Units	Cts/S	Cts/S	Cts/S	Cts/S	Cts/S	Cts/S
Avg	**.0162**	**.0269**	**.1427**	**.6643**	**.0763**	**.1777**
Stddev	.0001	.0003	.0003	.0018	.0003	.0003
%RSD	.7508	1.185	.2440	.2763	.3937	.1429
#1	.0162	.0265	.1431	.6652	.0760	.1778
#2	.0161	.0269	.1427	.6622	.0764	.1774
#3	.0163	.0272	.1424	.6655	.0766	.1779

Sample Name: CAL3 Acquired: 1/24/2017 9:46:12 Type: Cal
Method: BC011117(v9) Mode: IR Corr. Factor: 1.000000
User: admin Custom ID1: Custom ID2: Custom ID3:
Comment:

Elem	Sn1899	Sr4077	Ti3349	Si2881
Line	189.989 {477}	407.771 { 83}	334.941 {101}	288.158 {117}
IS Ref	(Y_2243)	(Y_3710)	(Y_3600)	(Y_2243)
Units	Cts/S	Cts/S	Cts/S	Cts/S
Avg	**.0368**	**2.644**	**.9067**	**.0618**
Stddev	.0002	.009	.0013	.0009
%RSD	.5013	.3314	.1413	1.450
#1	.0368	2.653	.9082	.0613
#2	.0367	2.635	.9061	.0611
#3	.0370	2.643	.9058	.0628

Int. Std.	Y_2243	Y_3600	Y_3710
Line	224.306 {450}	360.073 { 94}	371.030 { 91}
Units	Cts/S	Cts/S	Cts/S
Avg	**4066.3**	**26827.**	**9416.3**
Stddev	16.5	185.	60.0
%RSD	.40616	.68851	.63674
#1	4047.5	26710.	9400.7
#2	4078.6	26732.	9365.7
#3	4072.7	27040.	9482.5

Sample Name: CAL4 Acquired: 1/24/2017 9:49:48 Type: Cal
Method: BC011117(v9) Mode: IR Corr. Factor: 1.000000
User: admin Custom ID1: Custom ID2: Custom ID3:
Comment:

Elem	Al3961	As1890	Ag3280	Ba2335	Be3130	Ca3181
Line	396.152 { 85}	189.042 {478}	328.068 {103}	233.527 {445}	313.042 {108}	318.128 {106}
IS Ref	(Y_3710)	(Y_2243)	(Y_3600)	(Y_2243)	(Y_3710)	(Y_3600)
Units	Cts/S	Cts/S	Cts/S	Cts/S	Cts/S	Cts/S
Avg	**2.681**	**.1295**	**.2362**	**7.871**	**2.474**	**3.214**
Stddev	.006	.0004	.0010	.003	.008	.020
%RSD	.2192	.3284	.4230	.0438	.3303	.6117
#1	2.675	.1291	.2351	7.867	2.472	3.193
#2	2.687	.1300	.2364	7.873	2.483	3.216
#3	2.682	.1295	.2371	7.872	2.468	3.232

Elem	Cd2265	Co2286	Cr2677	Cu3247	Fe2714	K_7664
Line	226.502 {449}	228.616 {447}	267.716 {126}	324.754 {104}	271.441 {124}	766.490 { 44}
IS Ref	(Y_2243)	(Y_2243)	(Y_3600)	(Y_3600)	(Y_3600)	(Y_3710)
Units	Cts/S	Cts/S	Cts/S	Cts/S	Cts/S	Cts/S
Avg	**2.195**	**2.504**	**.8845**	**4.014**	**1.429**	**1.518**
Stddev	.005	.001	.0046	.006	.007	.005
%RSD	.2364	.0203	.5167	.1546	.5155	.3623
#1	2.190	2.503	.8795	4.007	1.421	1.514
#2	2.194	2.504	.8856	4.017	1.432	1.524
#3	2.200	2.504	.8884	4.018	1.435	1.515

Elem	Mg2790	Mn2576	Na5895	Ni2316	Pb2203	Sb2068
Line	279.079 {121}	257.610 {131}	589.592 { 57}	231.604 {446}	220.353 {453}	206.833 {463}
IS Ref	(Y_3600)	(Y_3600)	(Y_3710)	(Y_2243)	(Y_2243)	(Y_2243)
Units	Cts/S	Cts/S	Cts/S	Cts/S	Cts/S	Cts/S
Avg	**2.401**	**5.634**	**6.966**	**.7059**	**.8777**	**.0898**
Stddev	.014	.035	.018	.0005	.0004	.0005
%RSD	.5794	.6144	.2550	.0682	.0465	.5124
#1	2.386	5.597	6.949	.7055	.8774	.0897
#2	2.405	5.640	6.984	.7057	.8774	.0894
#3	2.413	5.666	6.964	.7064	.8781	.0903

Elem	Se196	Tl1908	V_2924	Zn2062	B_2089	Mo2020
Line	196.090 {472}	190.856 {477}	292.402 {115}	206.200 {463}	208.959 {461}	202.030 {467}
IS Ref	(Y_2243)	(Y_2243)	(Y_3600)	(Y_2243)	(Y_2243)	(Y_2243)
Units	Cts/S	Cts/S	Cts/S	Cts/S	Cts/S	Cts/S
Avg	**.0827**	**.1301**	**.7182**	**3.241**	**.3882**	**.8965**
Stddev	.0004	.0003	.0040	.001	.0012	.0013
%RSD	.5338	.2662	.5530	.0427	.3193	.1397
#1	.0824	.1301	.7138	3.242	.3872	.8973
#2	.0825	.1304	.7193	3.240	.3879	.8970
#3	.0832	.1297	.7215	3.242	.3896	.8950

Sample Name: CAL4 Acquired: 1/24/2017 9:49:48 Type: Cal
Method: BC011117(v9) Mode: IR Corr. Factor: 1.000000
User: admin Custom ID1: Custom ID2: Custom ID3:
Comment:

Elem	Sn1899	Sr4077	Ti3349	Si2881
Line	189.989 {477}	407.771 { 83}	334.941 {101}	288.158 {117}
IS Ref	(Y_2243)	(Y_3710)	(Y_3600)	(Y_2243)
Units	Cts/S	Cts/S	Cts/S	Cts/S
Avg	**.1837**	**13.46**	**4.605**	**.3272**
Stddev	.0006	.03	.010	.0007
%RSD	.3319	.2183	.2116	.2081
#1	.1843	13.44	4.595	.3278
#2	.1831	13.50	4.606	.3265
#3	.1838	13.45	4.614	.3274

Int. Std.	Y_2243	Y_3600	Y_3710
Line	224.306 {450}	360.073 { 94}	371.030 { 91}
Units	Cts/S	Cts/S	Cts/S
Avg	**3878.8**	**25876.**	**9370.5**
Stddev	3.3	173.	17.2
%RSD	.08549	.66827	.18334
#1	3875.9	26063.	9382.4
#2	3878.1	25844.	9378.3
#3	3882.4	25721.	9350.8

Sample Name: CAL5 Acquired: 1/24/2017 9:53:16 Type: Cal
Method: BC011117(v9) Mode: IR Corr. Factor: 1.000000
User: admin Custom ID1: Custom ID2: Custom ID3:
Comment:

Elem	Al3961	As1890	Ag3280	Ba2335	Be3130	Ca3181
Line	396.152 { 85}	189.042 {478}	328.068 {103}	233.527 {445}	313.042 {108}	318.128 {106}
IS Ref	(Y_3710)	(Y_2243)	(Y_3600)	(Y_2243)	(Y_3710)	(Y_3600)
Units	Cts/S	Cts/S	Cts/S	Cts/S	Cts/S	Cts/S
Avg	**5.453**	**.2651**	**.4873**	**15.55**	**4.956**	**6.498**
Stddev	.006	.0003	.0009	.03	.012	.009
%RSD	.1155	.1028	.1826	.1629	.2341	.1308
#1	5.446	.2652	.4863	15.57	4.944	6.501
#2	5.459	.2653	.4877	15.52	4.967	6.489
#3	5.454	.2648	.4879	15.56	4.955	6.506

Elem	Cd2265	Co2286	Cr2677	Cu3247	Fe2714	K_7664
Line	226.502 {449}	228.616 {447}	267.716 {126}	324.754 {104}	271.441 {124}	766.490 { 44}
IS Ref	(Y_2243)	(Y_2243)	(Y_3600)	(Y_3600)	(Y_3600)	(Y_3710)
Units	Cts/S	Cts/S	Cts/S	Cts/S	Cts/S	Cts/S
Avg	**4.378**	**4.996**	**1.774**	**8.152**	**2.847**	**3.179**
Stddev	.005	.003	.001	.014	.002	.009
%RSD	.1248	.0527	.0639	.1709	.0823	.2987
#1	4.383	4.998	1.775	8.142	2.850	3.169
#2	4.372	4.993	1.773	8.168	2.845	3.187
#3	4.378	4.997	1.774	8.146	2.846	3.181

Elem	Mg2790	Mn2576	Na5895	Ni2316	Pb2203	Sb2068
Line	279.079 {121}	257.610 {131}	589.592 { 57}	231.604 {446}	220.353 {453}	206.833 {463}
IS Ref	(Y_3600)	(Y_3600)	(Y_3710)	(Y_2243)	(Y_2243)	(Y_2243)
Units	Cts/S	Cts/S	Cts/S	Cts/S	Cts/S	Cts/S
Avg	**4.888**	**11.13**	**14.08**	**1.396**	**1.730**	**.1834**
Stddev	.011	.00	.01	.002	.007	.0006
%RSD	.2209	.0318	.0426	.1691	.3910	.3407
#1	4.895	11.13	14.07	1.399	1.737	.1836
#2	4.876	11.12	14.08	1.396	1.730	.1828
#3	4.894	11.13	14.08	1.394	1.723	.1840

Elem	Se196	Tl1908	V_2924	Zn2062	B_2089	Mo2020
Line	196.090 {472}	190.856 {477}	292.402 {115}	206.200 {463}	208.959 {461}	202.030 {467}
IS Ref	(Y_2243)	(Y_2243)	(Y_3600)	(Y_2243)	(Y_2243)	(Y_2243)
Units	Cts/S	Cts/S	Cts/S	Cts/S	Cts/S	Cts/S
Avg	**.1686**	**.2550**	**1.447**	**6.446**	**.7805**	**1.797**
Stddev	.0004	.0008	.001	.016	.0022	.003
%RSD	.2182	.3100	.0462	.2462	.2851	.1623
#1	.1685	.2559	1.447	6.463	.7783	1.799
#2	.1684	.2544	1.447	6.441	.7805	1.797
#3	.1691	.2547	1.448	6.433	.7827	1.794

Sample Name: CAL5 Acquired: 1/24/2017 9:53:16 Type: Cal
Method: BC011117(v9) Mode: IR Corr. Factor: 1.000000
User: admin Custom ID1: Custom ID2: Custom ID3:
Comment:

Elem	Sn1899	Sr4077	Ti3349	Si2881
Line	189.989 {477}	407.771 { 83}	334.941 {101}	288.158 {117}
IS Ref	(Y_2243)	(Y_3710)	(Y_3600)	(Y_2243)
Units	Cts/S	Cts/S	Cts/S	Cts/S
Avg	**.3643**	**26.38**	**8.986**	**.6736**
Stddev	.0011	.27	.063	.0064
%RSD	.2986	1.009	.7044	.9542
#1	.3652	26.15	9.043	.6809
#2	.3631	26.67	8.918	.6688
#3	.3647	26.31	8.997	.6710

Int. Std.	Y_2243	Y_3600	Y_3710
Line	224.306 {450}	360.073 { 94}	371.030 { 91}
Units	Cts/S	Cts/S	Cts/S
Avg	**3679.0**	**24603.**	**9070.9**
Stddev	19.2	108.	57.7
%RSD	.52249	.43764	.63620
#1	3656.8	24516.	9137.5
#2	3688.5	24724.	9038.1
#3	3691.6	24570.	9037.0

Sample Name: ICV Acquired: 1/24/2017 9:57:02 Type: QC
Method: BC011117(v9) Mode: CONC Corr. Factor: 1.000000
User: admin Custom ID1: Custom ID2: Custom ID3:
Comment:

Elem	Al3961	As1890	Ag3280	Ba2335	Be3130	Ca3181
Line	396.152 { 85}	189.042 {478}	328.068 {103}	233.527 {445}	313.042 {108}	318.128 {106}
IS Ref	(Y_3710)	(Y_2243)	(Y_3600)	(Y_2243)	(Y_3710)	(Y_3600)
Units	ppb	ppb	ppb	ppb	ppb	ppb
Avg	**120600.**	**2403.**	**1262.**	**9896.**	**977.1**	**122900.**
Stddev	275.	5.	4.	14.	1.9	585.
%RSD	.2275	.1981	.2815	.1414	.1992	.4756
#1	120700.	2402.	1266.	9883.	978.8	123400.
#2	120300.	2398.	1259.	9893.	974.9	122300.
#3	120900.	2408.	1261.	9911.	977.5	123100.
Check ?	Chk Pass	Chk Pass	Chk Pass	Chk Pass	Chk Pass	Chk Pass
Value						
Range						

Elem	Cd2265	Co2286	Cr2677	Cu3247	Fe2714	K_7664
Line	226.502 {449}	228.616 {447}	267.716 {126}	324.754 {104}	271.441 {124}	766.490 { 44}
IS Ref	(Y_2243)	(Y_2243)	(Y_3600)	(Y_3600)	(Y_3600)	(Y_3710)
Units	ppb	ppb	ppb	ppb	ppb	ppb
Avg	**1232.**	**2439.**	**4969.**	**12140.**	**97980.**	**47760.**
Stddev	2.	2.	24.	21.	454.	175.
%RSD	.1554	.0995	.4747	.1739	.4631	.3658
#1	1230.	2437.	4988.	12150.	98420.	47590.
#2	1233.	2441.	4942.	12150.	97520.	47750.
#3	1233.	2441.	4977.	12120.	97990.	47940.
Check ?	Chk Pass	Chk Pass	Chk Pass	Chk Pass	Chk Pass	Chk Pass
Value						
Range						

Elem	Mg2790	Mn2576	Na5895	Ni2316	Pb2203	Sb2068
Line	279.079 {121}	257.610 {131}	589.592 { 57}	231.604 {446}	220.353 {453}	206.833 {463}
IS Ref	(Y_3600)	(Y_3600)	(Y_3710)	(Y_2243)	(Y_2243)	(Y_2243)
Units	ppb	ppb	ppb	ppb	ppb	ppb
Avg	**123000.**	**5027.**	**121900.**	**2468.**	**7340.**	**957.4**
Stddev	700.	17.	405.	3.	15.	5.6
%RSD	.5686	.3356	.3321	.1204	.2010	.5890
#1	123600.	5045.	121400.	2467.	7323.	962.6
#2	122200.	5012.	122100.	2472.	7352.	951.4
#3	123300.	5025.	122200.	2466.	7345.	958.3
Check ?	Chk Pass	Chk Pass	Chk Pass	Chk Pass	Chk Pass	Chk Pass
Value						
Range						

Sample Name: ICV Acquired: 1/24/2017 9:57:02 Type: QC
Method: BC011117(v9) Mode: CONC Corr. Factor: 1.000000
User: admin Custom ID1: Custom ID2: Custom ID3:
Comment:

Elem	Se196	Tl1908	V_2924	Zn2062	B_2089	Mo2020
Line	196.090 {472}	190.856 {477}	292.402 {115}	206.200 {463}	208.959 {461}	202.030 {467}
IS Ref	(Y_2243)	(Y_2243)	(Y_3600)	(Y_2243)	(Y_2243)	(Y_2243)
Units	ppb	ppb	ppb	ppb	ppb	ppb
Avg	**2427.**	**2491.**	**2470.**	**2479.**	**974.3**	**2382.**
Stddev	6.	16.	4.	7.	2.0	1.
%RSD	.2394	.6606	.1718	.2702	.2087	.0445
#1	2420.	2472.	2474.	2471.	972.0	2381.
#2	2428.	2504.	2466.	2483.	975.4	2383.
#3	2431.	2495.	2472.	2482.	975.6	2382.
Check ?	Chk Pass	Chk Pass	Chk Pass	Chk Pass	Chk Pass	Chk Pass
Value						
Range						

Elem	Sn1899	Sr4077	Ti3349	Si2881
Line	189.989 {477}	407.771 { 83}	334.941 {101}	288.158 {117}
IS Ref	(Y_2243)	(Y_3710)	(Y_3600)	(Y_2243)
Units	ppb	ppb	ppb	ppb
Avg	**975.1**	**4940.**	**9929.**	**9210.**
Stddev	5.0	11.	24.	219.
%RSD	.5119	.2309	.2395	2.374
#1	969.5	4927.	9957.	8986.
#2	976.8	4949.	9918.	9423.
#3	979.1	4943.	9914.	9221.
Check ?	Chk Pass	Chk Pass	Chk Pass	None
Value				
Range				

Int. Std.	Y_2243	Y_3600	Y_3710
Line	224.306 {450}	360.073 { 94}	371.030 { 91}
Units	Cts/S	Cts/S	Cts/S
Avg	**3877.2**	**25286.**	**8998.2**
Stddev	1.8	300.	271.4
%RSD	.04553	1.1862	3.0157
#1	3878.4	24960.	8730.6
#2	3875.1	25551.	9273.2
#3	3878.0	25345.	8990.8

Sample Name: ICB Acquired: 1/24/2017 10:00:32 Type: QC
Method: BC011117(v9) Mode: CONC Corr. Factor: 1.000000
User: admin Custom ID1: Custom ID2: Custom ID3:
Comment:

Elem	Al3961	As1890	Ag3280	Ba2335	Be3130	Ca3181
Line	396.152 { 85}	189.042 {478}	328.068 {103}	233.527 {445}	313.042 {108}	318.128 {106}
IS Ref	(Y_3710)	(Y_2243)	(Y_3600)	(Y_2243)	(Y_3710)	(Y_3600)
Units	ppb	ppb	ppb	ppb	ppb	ppb
Avg	**4.144**	**.4888**	**.6938**	**.6571**	**.0442**	**8.401**
Stddev	15.45	.2315	1.104	.5152	.0960	2.134
%RSD	372.9	47.37	159.1	78.40	217.0	25.40
#1	11.58	.7531	1.582	1.223	.0178	7.967
#2	-13.62	.3917	-.5418	.5330	.1506	10.72
#3	14.47	.3217	1.041	.2154	-.0358	6.518
Check ?	Chk Pass	Chk Pass	Chk Pass	Chk Pass	Chk Pass	Chk Pass
High Limit						
Low Limit						

Elem	Cd2265	Co2286	Cr2677	Cu3247	Fe2714	K_7664
Line	226.502 {449}	228.616 {447}	267.716 {126}	324.754 {104}	271.441 {124}	766.490 { 44}
IS Ref	(Y_2243)	(Y_2243)	(Y_3600)	(Y_3600)	(Y_3600)	(Y_3710)
Units	ppb	ppb	ppb	ppb	ppb	ppb
Avg	**.1274**	**.1314**	**-.1352**	**.7390**	**3.399**	**25.64**
Stddev	.0830	.0864	.1773	.3991	7.487	22.67
%RSD	65.12	65.76	131.1	54.00	220.3	88.41
#1	.1586	.1919	.0549	.9915	-4.616	17.63
#2	.1903	.0324	-.2961	.2790	10.21	51.22
#3	.0334	.1700	-.1646	.9466	4.600	8.062
Check ?	Chk Pass	Chk Pass	Chk Pass	Chk Pass	Chk Pass	Chk Pass
High Limit						
Low Limit						

Elem	Mg2790	Mn2576	Na5895	Ni2316	Pb2203	Sb2068
Line	279.079 {121}	257.610 {131}	589.592 { 57}	231.604 {446}	220.353 {453}	206.833 {463}
IS Ref	(Y_3600)	(Y_3600)	(Y_3710)	(Y_2243)	(Y_2243)	(Y_2243)
Units	ppb	ppb	ppb	ppb	ppb	ppb
Avg	**6.084**	**.3419**	**-28.73**	**.3117**	**-.1656**	**.1640**
Stddev	2.630	.0972	23.75	.5096	1.082	.4272
%RSD	43.23	28.43	82.67	163.5	653.5	260.5
#1	6.850	.4494	-39.97	.2038	-1.289	.1747
#2	8.247	.3162	-44.78	.8665	-.0767	.5858
#3	3.156	.2602	-1.445	-.1353	.8692	-.2685
Check ?	Chk Pass	Chk Pass	Chk Pass	Chk Pass	Chk Pass	Chk Pass
High Limit						
Low Limit						

Sample Name: ICB Acquired: 1/24/2017 10:00:32 Type: QC
Method: BC011117(v9) Mode: CONC Corr. Factor: 1.000000
User: admin Custom ID1: Custom ID2: Custom ID3:
Comment:

Elem	Se196	Tl1908	V_2924	Zn2062	B_2089	Mo2020
Line	196.090 {472}	190.856 {477}	292.402 {115}	206.200 {463}	208.959 {461}	202.030 {467}
IS Ref	(Y_2243)	(Y_2243)	(Y_3600)	(Y_2243)	(Y_2243)	(Y_2243)
Units	ppb	ppb	ppb	ppb	ppb	ppb
Avg	**-2.256**	**1.025**	**-.1438**	**.2372**	**2.546**	**3.601**
Stddev	1.247	1.734	.3295	.1304	.698	1.018
%RSD	55.30	169.2	229.2	54.99	27.42	28.27
#1	-2.266	3.001	-.3310	.3814	3.257	2.431
#2	-1.003	.3143	.2368	.2028	2.520	4.081
#3	-3.498	-.2408	-.3370	.1274	1.861	4.289
Check ?	Chk Pass	Chk Pass	Chk Pass	Chk Pass	Chk Pass	Chk Pass
High Limit						
Low Limit						

Elem	Sn1899	Sr4077	Ti3349	Si2881
Line	189.989 {477}	407.771 { 83}	334.941 {101}	288.158 {117}
IS Ref	(Y_2243)	(Y_3710)	(Y_3600)	(Y_2243)
Units	ppb	ppb	ppb	ppb
Avg	**-.6902**	**.1806**	**1.108**	**1.896**
Stddev	.1002	.2275	.229	21.22
%RSD	14.51	126.0	20.70	1119.
#1	-.6141	.2404	.8773	19.28
#2	-.6529	.3722	1.336	8.158
#3	-.8037	-.0709	1.111	-21.75
Check ?	Chk Pass	Chk Pass	Chk Pass	None
High Limit				
Low Limit				

Int. Std.	Y_2243	Y_3600	Y_3710
Line	224.306 {450}	360.073 { 94}	371.030 { 91}
Units	Cts/S	Cts/S	Cts/S
Avg	**4160.2**	**27210.**	**9331.5**
Stddev	3.7	84.	12.3
%RSD	.08854	.30796	.13133
#1	4164.4	27155.	9321.0
#2	4157.3	27306.	9345.0
#3	4159.0	27168.	9328.6

Sample Name: ICVL Acquired: 1/24/2017 10:04:24 Type: QC
Method: BC011117(v9) Mode: CONC Corr. Factor: 1.000000
User: admin Custom ID1: Custom ID2: Custom ID3:
Comment:

Elem	Al3961	As1890	Ag3280	Ba2335	Be3130	Ca3181
Line	396.152 { 85}	189.042 {478}	328.068 {103}	233.527 {445}	313.042 {108}	318.128 {106}
IS Ref	(Y_3710)	(Y_2243)	(Y_3600)	(Y_2243)	(Y_3710)	(Y_3600)
Units	ppb	ppb	ppb	ppb	ppb	ppb
Avg	**186.2**	**14.13**	**10.06**	**200.2**	**1.962**	**4874.**
Stddev	.8	2.27	.62	.7	.021	32.
%RSD	.4512	16.09	6.204	.3421	1.065	.6617
#1	185.3	15.37	10.65	199.5	1.951	4907.
#2	186.2	15.52	10.11	200.9	1.986	4871.
#3	187.0	11.51	9.408	200.2	1.949	4843.
Check ?	Chk Pass	Chk Pass	Chk Pass	Chk Pass	Chk Pass	Chk Pass
Value						
Range						

Elem	Cd2265	Co2286	Cr2677	Cu3247	Fe2714	K_7664
Line	226.502 {449}	228.616 {447}	267.716 {126}	324.754 {104}	271.441 {124}	766.490 { 44}
IS Ref	(Y_2243)	(Y_2243)	(Y_3600)	(Y_3600)	(Y_3600)	(Y_3710)
Units	ppb	ppb	ppb	ppb	ppb	ppb
Avg	**4.037**	**49.80**	**9.562**	**23.38**	**154.6**	**4402.**
Stddev	.094	.29	.278	.50	9.5	44.
%RSD	2.338	.5782	2.903	2.142	6.155	1.000
#1	3.935	50.00	9.696	23.94	153.7	4352.
#2	4.120	49.92	9.243	23.20	145.5	4421.
#3	4.057	49.47	9.747	22.99	164.5	4433.
Check ?	Chk Pass	Chk Pass	Chk Pass	Chk Pass	Chk Pass	Chk Pass
Value						
Range						

Elem	Mg2790	Mn2576	Na5895	Ni2316	Pb2203	Sb2068
Line	279.079 {121}	257.610 {131}	589.592 { 57}	231.604 {446}	220.353 {453}	206.833 {463}
IS Ref	(Y_3600)	(Y_3600)	(Y_3710)	(Y_2243)	(Y_2243)	(Y_2243)
Units	ppb	ppb	ppb	ppb	ppb	ppb
Avg	**4650.**	**15.48**	**4340.**	**40.91**	**10.30**	**19.06**
Stddev	38.	.01	39.	.48	.75	2.14
%RSD	.8212	.0531	.8920	1.174	7.297	11.22
#1	4679.	15.49	4313.	41.08	11.16	21.51
#2	4665.	15.48	4384.	41.28	9.983	17.59
#3	4607.	15.47	4323.	40.37	9.757	18.08
Check ?	Chk Pass	Chk Pass	Chk Pass	Chk Pass	Chk Pass	Chk Pass
Value						
Range						

Sample Name: ICVL Acquired: 1/24/2017 10:04:24 Type: QC
Method: BC011117(v9) Mode: CONC Corr. Factor: 1.000000
User: admin Custom ID1: Custom ID2: Custom ID3:
Comment:

Elem	Se196	Tl1908	V_2924	Zn2062	B_2089	Mo2020
Line	196.090 {472}	190.856 {477}	292.402 {115}	206.200 {463}	208.959 {461}	202.030 {467}
IS Ref	(Y_2243)	(Y_2243)	(Y_3600)	(Y_2243)	(Y_2243)	(Y_2243)
Units	ppb	ppb	ppb	ppb	ppb	ppb
Avg	**16.85**	**20.58**	**48.70**	**30.15**	**47.46**	**19.01**
Stddev	.41	1.28	.21	.20	.78	.55
%RSD	2.455	6.224	.4240	.6796	1.640	2.895
#1	17.28	19.37	48.52	30.25	47.14	18.80
#2	16.45	20.44	48.67	30.30	48.35	18.60
#3	16.82	21.92	48.93	29.92	46.90	19.64
Check ?	Chk Pass	Chk Pass	Chk Pass	Chk Pass	Chk Pass	Chk Pass
Value						
Range						

Elem	Sn1899	Sr4077	Ti3349	Si2881
Line	189.989 {477}	407.771 { 83}	334.941 {101}	288.158 {117}
IS Ref	(Y_2243)	(Y_3710)	(Y_3600)	(Y_2243)
Units	ppb	ppb	ppb	ppb
Avg	**46.70**	**19.50**	**19.63**	F **-2.723**
Stddev	.41	.18	.26	7.528
%RSD	.8723	.9483	1.312	276.5
#1	47.03	19.70	19.75	-8.142
#2	46.24	19.44	19.33	5.873
#3	46.83	19.34	19.79	-5.899
Check ?	Chk Pass	Chk Pass	Chk Pass	Chk Fail
Value				200.0
Range				-30.50%

Int. Std.	Y_2243	Y_3600	Y_3710
Line	224.306 {450}	360.073 { 94}	371.030 { 91}
Units	Cts/S	Cts/S	Cts/S
Avg	**4147.0**	**27054.**	**9403.6**
Stddev	26.1	378.	160.8
%RSD	.62877	1.3972	1.7096
#1	4117.8	26693.	9227.8
#2	4155.3	27023.	9439.7
#3	4168.0	27447.	9543.2

Sample Name: ICSA 4682575 Acquired: 1/24/2017 10:08:13 Type: QC
Method: BC011117(v9) Mode: CONC Corr. Factor: 1.000000
User: admin Custom ID1: Custom ID2: Custom ID3:
Comment:

Elem	Al3961	As1890	Ag3280	Ba2335	Be3130	Ca3181
Line	396.152 { 85}	189.042 {478}	328.068 {103}	233.527 {445}	313.042 {108}	318.128 {106}
IS Ref	(Y_3710)	(Y_2243)	(Y_3600)	(Y_2243)	(Y_3710)	(Y_3600)
Units	ppb	ppb	ppb	ppb	ppb	ppb
Avg	**516500.**	**2.075**	**-3.471**	**1.097**	**-.0676**	**518300.**
Stddev	8770.	3.087	.234	.176	.0635	2293.
%RSD	1.698	148.8	6.740	16.05	93.99	.4424
#1	506400.	2.481	-3.739	.9472	-.1052	515700.
#2	521400.	4.939	-3.308	1.054	.0058	520100.
#3	521700.	-1.195	-3.365	1.291	-.1034	519000.
Check ?	Chk Pass	Chk Pass	Chk Pass	Chk Pass	Chk Pass	Chk Pass
High Limit						
Low Limit						

Elem	Cd2265	Co2286	Cr2677	Cu3247	Fe2714	K_7664
Line	226.502 {449}	228.616 {447}	267.716 {126}	324.754 {104}	271.441 {124}	766.490 { 44}
IS Ref	(Y_2243)	(Y_2243)	(Y_3600)	(Y_3600)	(Y_3600)	(Y_3710)
Units	ppb	ppb	ppb	ppb	ppb	ppb
Avg	**.6585**	**-2.591**	**-2.294**	**2.381**	**203000.**	**-.7231**
Stddev	.1922	.270	.761	.159	400.	42.29
%RSD	29.18	10.41	33.20	6.682	.1970	5849.
#1	.4410	-2.625	-2.404	2.473	202700.	-14.61
#2	.7290	-2.842	-2.994	2.198	203400.	46.77
#3	.8054	-2.306	-1.483	2.474	202800.	-34.33
Check ?	Chk Pass	Chk Pass	Chk Pass	Chk Pass	Chk Pass	Chk Pass
High Limit						
Low Limit						

Elem	Mg2790	Mn2576	Na5895	Ni2316	Pb2203	Sb2068
Line	279.079 {121}	257.610 {131}	589.592 { 57}	231.604 {446}	220.353 {453}	206.833 {463}
IS Ref	(Y_3600)	(Y_3600)	(Y_3710)	(Y_2243)	(Y_2243)	(Y_2243)
Units	ppb	ppb	ppb	ppb	ppb	ppb
Avg	**526400.**	**1.933**	**27.22**	**-1.200**	**8.444**	**5.040**
Stddev	1477.	.124	8.80	1.408	3.365	3.618
%RSD	.2806	6.418	32.32	117.4	39.86	71.78
#1	524700.	1.945	29.09	.2123	4.723	.8697
#2	527600.	1.804	34.92	-2.604	11.27	6.920
#3	526700.	2.051	17.63	-1.208	9.335	7.332
Check ?	Chk Pass	Chk Pass	Chk Pass	Chk Pass	Chk Pass	Chk Pass
High Limit						
Low Limit						

Sample Name: ICSA 4682575 Acquired: 1/24/2017 10:08:13 Type: QC
Method: BC011117(v9) Mode: CONC Corr. Factor: 1.000000
User: admin Custom ID1: Custom ID2: Custom ID3:
Comment:

Elem	Se196	Tl1908	V_2924	Zn2062	B_2089	Mo2020
Line	196.090 {472}	190.856 {477}	292.402 {115}	206.200 {463}	208.959 {461}	202.030 {467}
IS Ref	(Y_2243)	(Y_2243)	(Y_3600)	(Y_2243)	(Y_2243)	(Y_2243)
Units	ppb	ppb	ppb	ppb	ppb	ppb
Avg	**4.451**	**2.777**	**2.815**	**-1.133**	**-4.772**	**2.374**
Stddev	5.071	4.883	.254	.140	.824	.395
%RSD	113.9	175.8	9.010	12.32	17.27	16.62
#1	10.26	5.724	3.108	-1.292	-3.915	2.682
#2	2.149	5.466	2.674	-1.030	-4.843	2.510
#3	.9383	-2.860	2.664	-1.077	-5.558	1.929
Check ?	Chk Pass	Chk Pass	Chk Pass	Chk Pass	Chk Pass	Chk Pass
High Limit						
Low Limit						

Elem	Sn1899	Sr4077	Ti3349	Si2881
Line	189.989 {477}	407.771 { 83}	334.941 {101}	288.158 {117}
IS Ref	(Y_2243)	(Y_3710)	(Y_3600)	(Y_2243)
Units	ppb	ppb	ppb	ppb
Avg	**-1.501**	**-1.511**	**-.8684**	**-9.254**
Stddev	1.063	.076	.1870	11.22
%RSD	70.78	5.059	21.54	121.3
#1	-1.804	-1.564	-1.014	-6.552
#2	-2.379	-1.423	-.9337	-21.58
#3	-.3201	-1.546	-.6575	.3731
Check ?	Chk Pass	Chk Pass	Chk Pass	Chk Pass
High Limit				
Low Limit				

Int. Std.	Y_2243	Y_3600	Y_3710
Line	224.306 {450}	360.073 { 94}	371.030 { 91}
Units	Cts/S	Cts/S	Cts/S
Avg	**3727.1**	**24116.**	**8940.5**
Stddev	5.8	6.	319.9
%RSD	.15444	.02555	3.5787
#1	3720.8	24123.	9309.6
#2	3728.4	24112.	8769.6
#3	3732.1	24114.	8742.2

Sample Name: ICSAB 4871323 Acquired: 1/24/2017 10:12:12 Type: QC
Method: BC011117(v9) Mode: CONC Corr. Factor: 1.000000
User: admin Custom ID1: Custom ID2: Custom ID3:
Comment:

Elem	Al3961	As1890	Ag3280	Ba2335	Be3130	Ca3181
Line	396.152 { 85}	189.042 {478}	328.068 {103}	233.527 {445}	313.042 {108}	318.128 {106}
IS Ref	(Y_3710)	(Y_2243)	(Y_3600)	(Y_2243)	(Y_3710)	(Y_3600)
Units	ppb	ppb	ppb	ppb	ppb	ppb
Avg	**508600.**	**100.9**	**112.1**	**107.6**	**100.1**	**503000.**
Stddev	4807.	4.8	1.4	1.1	.7	4913.
%RSD	.9451	4.723	1.236	.9781	.6839	.9766
#1	503300.	95.44	110.7	106.4	99.29	499100.
#2	510000.	104.1	113.5	108.1	100.3	501400.
#3	512600.	103.3	112.2	108.4	100.6	508500.
Check ?	Chk Pass	Chk Pass	Chk Pass	Chk Pass	Chk Pass	Chk Pass
High Limit						
Low Limit						

Elem	Cd2265	Co2286	Cr2677	Cu3247	Fe2714	K_7664
Line	226.502 {449}	228.616 {447}	267.716 {126}	324.754 {104}	271.441 {124}	766.490 { 44}
IS Ref	(Y_2243)	(Y_2243)	(Y_3600)	(Y_3600)	(Y_3600)	(Y_3710)
Units	ppb	ppb	ppb	ppb	ppb	ppb
Avg	**99.40**	**96.53**	**100.2**	**110.2**	**197300.**	**10100.**
Stddev	1.28	.71	2.2	2.3	2886.	139.
%RSD	1.288	.7367	2.175	2.104	1.463	1.373
#1	98.06	95.73	98.06	107.7	194100.	9963.
#2	99.54	96.78	100.2	110.6	198200.	10090.
#3	100.6	97.09	102.4	112.3	199600.	10240.
Check ?	Chk Pass	Chk Pass	Chk Pass	Chk Pass	Chk Pass	Chk Pass
High Limit						
Low Limit						

Elem	Mg2790	Mn2576	Na5895	Ni2316	Pb2203	Sb2068
Line	279.079 {121}	257.610 {131}	589.592 { 57}	231.604 {446}	220.353 {453}	206.833 {463}
IS Ref	(Y_3600)	(Y_3600)	(Y_3710)	(Y_2243)	(Y_2243)	(Y_2243)
Units	ppb	ppb	ppb	ppb	ppb	ppb
Avg	**512200.**	**107.3**	**10070.**	**95.92**	**102.2**	**103.5**
Stddev	7205.	2.2	119.	1.13	1.8	4.1
%RSD	1.407	2.006	1.186	1.177	1.808	3.934
#1	504200.	104.8	9932.	95.48	101.1	104.8
#2	514200.	108.0	10100.	95.09	101.2	98.96
#3	518300.	109.0	10160.	97.21	104.3	106.8
Check ?	Chk Pass	Chk Pass	Chk Pass	Chk Pass	Chk Pass	Chk Pass
High Limit						
Low Limit						

Sample Name: ICSAB 4871323 Acquired: 1/24/2017 10:12:12 Type: QC
Method: BC011117(v9) Mode: CONC Corr. Factor: 1.000000
User: admin Custom ID1: Custom ID2: Custom ID3:
Comment:

Elem	Se196	Tl1908	V_2924	Zn2062	B_2089	Mo2020
Line	196.090 {472}	190.856 {477}	292.402 {115}	206.200 {463}	208.959 {461}	202.030 {467}
IS Ref	(Y_2243)	(Y_2243)	(Y_3600)	(Y_2243)	(Y_2243)	(Y_2243)
Units	ppb	ppb	ppb	ppb	ppb	ppb
Avg	**101.4**	**95.66**	**105.9**	**99.65**	**95.13**	**97.12**
Stddev	.6	1.98	1.8	.83	1.41	2.06
%RSD	.5632	2.065	1.718	.8331	1.486	2.118
#1	101.9	95.14	103.8	98.85	93.51	94.98
#2	100.8	93.99	106.7	99.59	96.15	97.30
#3	101.4	97.84	107.2	100.5	95.72	99.08
Check ?	Chk Pass	Chk Pass	Chk Pass	Chk Pass	Chk Pass	Chk Pass
High Limit						
Low Limit						

Elem	Sn1899	Sr4077	Ti3349	Si2881
Line	189.989 {477}	407.771 { 83}	334.941 {101}	288.158 {117}
IS Ref	(Y_2243)	(Y_3710)	(Y_3600)	(Y_2243)
Units	ppb	ppb	ppb	ppb
Avg	**93.35**	**99.07**	**100.00**	**39.80**
Stddev	.63	.35	1.343	6.67
%RSD	.6729	.3543	1.343	16.74
#1	92.65	98.83	98.48	34.35
#2	93.53	98.91	100.4	37.83
#3	93.86	99.47	101.1	47.23
Check ?	Chk Pass	Chk Pass	Chk Pass	Chk Pass
High Limit				
Low Limit				

Int. Std.	Y_2243	Y_3600	Y_3710
Line	224.306 {450}	360.073 { 94}	371.030 { 91}
Units	Cts/S	Cts/S	Cts/S
Avg	**3727.9**	**24131.**	**8821.6**
Stddev	19.4	218.	72.1
%RSD	.52052	.90526	.81775
#1	3744.5	24358.	8904.0
#2	3732.6	24114.	8791.2
#3	3706.6	23922.	8769.7

Sample Name: INT-10A 4682579 Acquired: 1/24/2017 10:15:59 Type: QC
Method: BC011117(v9) Mode: CONC Corr. Factor: 1.000000
User: admin Custom ID1: Custom ID2: Custom ID3:
Comment:

Elem	Al3961	As1890	Ag3280	Ba2335	Be3130	Ca3181
Line	396.152 { 85}	189.042 {478}	328.068 {103}	233.527 {445}	313.042 {108}	318.128 {106}
IS Ref	(Y_3710)	(Y_2243)	(Y_3600)	(Y_2243)	(Y_3710)	(Y_3600)
Units	ppb	ppb	ppb	ppb	ppb	ppb
Avg	**8.869**	**4.694**	**-5.962**	**1.977**	**1.474**	**31.85**
Stddev	11.07	.500	.291	.190	.073	37.69
%RSD	124.8	10.65	4.874	9.614	4.979	118.3
#1	18.69	4.483	-6.208	2.053	1.535	75.36
#2	-3.118	5.265	-6.038	2.117	1.493	9.503
#3	11.03	4.335	-5.641	1.761	1.392	10.68
Check ?	Chk Pass	Chk Pass	Chk Pass	Chk Pass	Chk Pass	Chk Pass
High Limit						
Low Limit						

Elem	Cd2265	Co2286	Cr2677	Cu3247	Fe2714	K_7664
Line	226.502 {449}	228.616 {447}	267.716 {126}	324.754 {104}	271.441 {124}	766.490 { 44}
IS Ref	(Y_2243)	(Y_2243)	(Y_3600)	(Y_3600)	(Y_3600)	(Y_3710)
Units	ppb	ppb	ppb	ppb	ppb	ppb
Avg	**-.1335**	**10580.**	**-.2097**	**3.957**	F **658.4**	**2.095**
Stddev	.1127	263.	.4277	.051	30.7	40.76
%RSD	84.47	2.489	204.0	1.303	4.669	1946.
#1	-.0082	10850.	-.6974	3.949	693.6	-38.81
#2	-.2267	10570.	-.0335	4.011	644.3	42.70
#3	-.1655	10320.	.1018	3.909	637.2	2.402
Check ?	Chk Pass	Chk Pass	Chk Pass	Chk Pass	Chk Fail	Chk Pass
High Limit					200.0	
Low Limit					-200.0	

Elem	Mg2790	Mn2576	Na5895	Ni2316	Pb2203	Sb2068
Line	279.079 {121}	257.610 {131}	589.592 { 57}	231.604 {446}	220.353 {453}	206.833 {463}
IS Ref	(Y_3600)	(Y_3600)	(Y_3710)	(Y_2243)	(Y_2243)	(Y_2243)
Units	ppb	ppb	ppb	ppb	ppb	ppb
Avg	**26.13**	**-.0407**	**23.33**	**-2.033**	**-6.951**	**-18.24**
Stddev	38.07	.0445	13.55	.176	.689	1.14
%RSD	145.7	109.3	58.07	8.649	9.918	6.273
#1	70.01	-.0157	38.40	-1.951	-6.991	-18.03
#2	2.008	-.0144	19.41	-1.913	-6.243	-17.21
#3	6.361	-.0922	12.18	-2.235	-7.620	-19.47
Check ?	Chk Pass	Chk Pass	Chk Pass	Chk Pass	Chk Pass	Chk Pass
High Limit						
Low Limit						

Sample Name: INT-10A 4682579 Acquired: 1/24/2017 10:15:59 Type: QC
Method: BC011117(v9) Mode: CONC Corr. Factor: 1.000000
User: admin Custom ID1: Custom ID2: Custom ID3:
Comment:

Elem	Se196	Tl1908	V_2924	Zn2062	B_2089	Mo2020
Line	196.090 {472}	190.856 {477}	292.402 {115}	206.200 {463}	208.959 {461}	202.030 {467}
IS Ref	(Y_2243)	(Y_2243)	(Y_3600)	(Y_2243)	(Y_2243)	(Y_2243)
Units	ppb	ppb	ppb	ppb	ppb	ppb
Avg	**-5.982**	**10.20**	**5028.**	**1.409**	**-32.77**	**-.6822**
Stddev	1.844	.92	103.	.125	.62	.3327
%RSD	30.83	8.972	2.048	8.873	1.898	48.78
#1	-4.933	10.00	5125.	1.541	-33.21	-.3096
#2	-4.903	9.399	5037.	1.391	-33.04	-.9499
#3	-8.112	11.20	4920.	1.293	-32.05	-.7869
Check ?	Chk Pass	Chk Pass	Chk Pass	Chk Pass	Chk Pass	Chk Pass
High Limit						
Low Limit						

Elem	Sn1899	Sr4077	Ti3349	Si2881
Line	189.989 {477}	407.771 { 83}	334.941 {101}	288.158 {117}
IS Ref	(Y_2243)	(Y_3710)	(Y_3600)	(Y_2243)
Units	ppb	ppb	ppb	ppb
Avg	**9950.**	**10230.**	**-.2516**	**8764.**
Stddev	276.	139.	.3507	58.
%RSD	2.777	1.354	139.4	.6629
#1	10230.	10300.	-.6269	8781.
#2	9936.	10320.	-.1958	8813.
#3	9681.	10070.	.0678	8700.
Check ?	Chk Pass	Chk Pass	Chk Pass	Chk Pass
High Limit				
Low Limit				

Int. Std.	Y_2243	Y_3600	Y_3710
Line	224.306 {450}	360.073 { 94}	371.030 { 91}
Units	Cts/S	Cts/S	Cts/S
Avg	**4184.3**	**27272.**	**9240.0**
Stddev	71.5	390.	126.3
%RSD	1.7081	1.4294	1.3669
#1	4112.9	26841.	9179.8
#2	4184.1	27375.	9155.1
#3	4255.9	27600.	9385.1

Sample Name: INT-10B 4682581 Acquired: 1/24/2017 10:19:56 Type: QC
Method: BC011117(v9) Mode: CONC Corr. Factor: 1.000000
User: admin Custom ID1: Custom ID2: Custom ID3:
Comment:

Elem	Al3961	As1890	Ag3280	Ba2335	Be3130	Ca3181
Line	396.152 { 85}	189.042 {478}	328.068 {103}	233.527 {445}	313.042 {108}	318.128 {106}
IS Ref	(Y_3710)	(Y_2243)	(Y_3600)	(Y_2243)	(Y_3710)	(Y_3600)
Units	ppb	ppb	ppb	ppb	ppb	ppb
Avg	**77.32**	**-18.73**	**.1717**	**.0580**	**5.281**	**25.19**
Stddev	1.27	3.36	.3705	.0745	.093	1.58
%RSD	1.643	17.94	215.8	128.4	1.759	6.283
#1	76.01	-17.99	.4959	-.0279	5.368	25.06
#2	77.40	-15.81	.2513	.0985	5.183	23.67
#3	78.55	-22.40	-.2321	.1036	5.292	26.83
Check ?	Chk Pass	Chk Pass	Chk Pass	Chk Pass	Chk Pass	Chk Pass
High Limit						
Low Limit						

Elem	Cd2265	Co2286	Cr2677	Cu3247	Fe2714	K_7664
Line	226.502 {449}	228.616 {447}	267.716 {126}	324.754 {104}	271.441 {124}	766.490 { 44}
IS Ref	(Y_2243)	(Y_2243)	(Y_3600)	(Y_3600)	(Y_3600)	(Y_3710)
Units	ppb	ppb	ppb	ppb	ppb	ppb
Avg	**-.4797**	**1.439**	**10460.**	**9826.**	**-9.068**	**38.33**
Stddev	.1400	.296	35.	12.	8.550	18.70
%RSD	29.18	20.56	.3364	.1179	94.28	48.78
#1	-.3516	1.655	10500.	9814.	.4656	17.79
#2	-.6291	1.102	10430.	9828.	-16.05	42.84
#3	-.4584	1.562	10450.	9837.	-11.62	54.36
Check ?	Chk Pass	Chk Pass	Chk Pass	Chk Pass	Chk Pass	Chk Pass
High Limit						
Low Limit						

Elem	Mg2790	Mn2576	Na5895	Ni2316	Pb2203	Sb2068
Line	279.079 {121}	257.610 {131}	589.592 { 57}	231.604 {446}	220.353 {453}	206.833 {463}
IS Ref	(Y_3600)	(Y_3600)	(Y_3710)	(Y_2243)	(Y_2243)	(Y_2243)
Units	ppb	ppb	ppb	ppb	ppb	ppb
Avg	**41.18**	**10550.**	**15.61**	**10870.**	**-17.77**	**-27.94**
Stddev	6.10	44.	25.46	23.	.87	3.50
%RSD	14.81	.4197	163.1	.2118	4.893	12.52
#1	39.28	10600.	-9.197	10880.	-18.50	-28.69
#2	36.26	10510.	14.35	10850.	-16.81	-24.13
#3	48.00	10560.	41.67	10890.	-17.99	-31.00
Check ?	Chk Pass	Chk Pass	Chk Pass	Chk Pass	Chk Pass	Chk Pass
High Limit						
Low Limit						

Sample Name: INT-10B 4682581 Acquired: 1/24/2017 10:19:56 Type: QC
Method: BC011117(v9) Mode: CONC Corr. Factor: 1.000000
User: admin Custom ID1: Custom ID2: Custom ID3:
Comment:

Elem	Se196	Tl1908	V_2924	Zn2062	B_2089	Mo2020
Line	196.090 {472}	190.856 {477}	292.402 {115}	206.200 {463}	208.959 {461}	202.030 {467}
IS Ref	(Y_2243)	(Y_2243)	(Y_3600)	(Y_2243)	(Y_2243)	(Y_2243)
Units	ppb	ppb	ppb	ppb	ppb	ppb
Avg	**-7.577**	**14.83**	**2.868**	**3.168**	**-16.83**	**4933.**
Stddev	.412	1.36	.716	.212	1.00	13.
%RSD	5.436	9.174	24.96	6.694	5.969	.2682
#1	-7.823	15.22	2.211	3.108	-17.98	4936.
#2	-7.806	13.31	2.762	3.404	-16.37	4919.
#3	-7.101	15.94	3.631	2.993	-16.13	4945.
Check ?	Chk Pass	Chk Pass	Chk Pass	Chk Pass	Chk Pass	Chk Pass
High Limit						
Low Limit						

Elem	Sn1899	Sr4077	Ti3349	Si2881
Line	189.989 {477}	407.771 { 83}	334.941 {101}	288.158 {117}
IS Ref	(Y_2243)	(Y_3710)	(Y_3600)	(Y_2243)
Units	ppb	ppb	ppb	ppb
Avg	**7.590**	**.7592**	**10080.**	**-27.82**
Stddev	.876	.4335	14.	15.03
%RSD	11.54	57.11	.1357	54.04
#1	8.285	.7647	10090.	-39.33
#2	6.607	1.190	10070.	-33.32
#3	7.880	.3229	10090.	-10.81
Check ?	Chk Pass	Chk Pass	Chk Pass	Chk Pass
High Limit				
Low Limit				

Int. Std.	Y_2243	Y_3600	Y_3710
Line	224.306 {450}	360.073 { 94}	371.030 { 91}
Units	Cts/S	Cts/S	Cts/S
Avg	**4041.5**	**26995.**	**9223.3**
Stddev	16.7	311.	50.3
%RSD	.41256	1.1510	.54587
#1	4026.0	26658.	9168.9
#2	4059.1	27271.	9232.8
#3	4039.4	27055.	9268.3

Sample Name: pds 460-127059-f-7-a Acquired: 1/24/2017 10:23:42 Type: Unk
Method: BC011117(v9) Mode: CONC Corr. Factor: 1.000000
User: admin Custom ID1: Custom ID2: Custom ID3:
Comment:

Elem	Al3961	As1890	Ag3280	Ba2335	Be3130	Ca3181
Line	396.152 { 85}	189.042 {478}	328.068 {103}	233.527 {445}	313.042 {108}	318.128 {106}
IS Ref	(Y_3710)	(Y_2243)	(Y_3600)	(Y_2243)	(Y_3710)	(Y_3600)
Units	ppb	ppb	ppb	ppb	ppb	ppb
Avg	**2423.**	**2317.**	**60.37**	**2387.**	**57.66**	**57680.**
Stddev	18.	9.	1.63	2.	.27	202.
%RSD	.7281	.3892	2.705	.0750	.4709	.3506
#1	2410.	2317.	61.47	2385.	57.80	57450.
#2	2416.	2308.	61.15	2387.	57.84	57820.
#3	2443.	2326.	58.49	2389.	57.35	57780.
Check ?	Chk Pass	Chk Pass	Chk Pass	Chk Pass	Chk Pass	Chk Pass
High Limit						
Low Limit						

Elem	Cd2265	Co2286	Cr2677	Cu3247	Fe2714	K_7664
Line	226.502 {449}	228.616 {447}	267.716 {126}	324.754 {104}	271.441 {124}	766.490 { 44}
IS Ref	(Y_2243)	(Y_2243)	(Y_3600)	(Y_3600)	(Y_3600)	(Y_3710)
Units	ppb	ppb	ppb	ppb	ppb	ppb
Avg	**59.07**	**585.7**	**241.2**	**286.8**	**2242.**	**24150.**
Stddev	.06	1.1	.9	2.7	20.	17.
%RSD	.1025	.1880	.3770	.9523	.9033	.0705
#1	59.14	584.5	240.9	288.8	2222.	24170.
#2	59.03	586.5	242.2	287.9	2262.	24140.
#3	59.04	586.2	240.5	283.6	2243.	24130.
Check ?	Chk Pass	Chk Pass	Chk Pass	Chk Pass	Chk Pass	Chk Pass
High Limit						
Low Limit						

Elem	Mg2790	Mn2576	Na5895	Ni2316	Pb2203	Sb2068
Line	279.079 {121}	257.610 {131}	589.592 { 57}	231.604 {446}	220.353 {453}	206.833 {463}
IS Ref	(Y_3600)	(Y_3600)	(Y_3710)	(Y_2243)	(Y_2243)	(Y_2243)
Units	ppb	ppb	ppb	ppb	ppb	ppb
Avg	**28740.**	**2217.**	**154000.**	**595.9**	**587.8**	**574.7**
Stddev	175.	4.	464.	2.2	1.0	4.3
%RSD	.6074	.1752	.3015	.3633	.1731	.7527
#1	28540.	2213.	154500.	594.2	586.6	571.4
#2	28830.	2221.	153800.	598.4	588.1	573.2
#3	28850.	2217.	153700.	595.3	588.6	579.6
Check ?	Chk Pass	Chk Pass	Chk Pass	Chk Pass	Chk Pass	Chk Pass
High Limit						
Low Limit						

Sample Name: pds 460-127059-f-7-a Acquired: 1/24/2017 10:23:42 Type: Unk
Method: BC011117(v9) Mode: CONC Corr. Factor: 1.000000
User: admin Custom ID1: Custom ID2: Custom ID3:
Comment:

Elem	Se196	Tl1908	V_2924	Zn2062	B_2089	Mo2020
Line	196.090 {472}	190.856 {477}	292.402 {115}	206.200 {463}	208.959 {461}	202.030 {467}
IS Ref	(Y_2243)	(Y_2243)	(Y_3600)	(Y_2243)	(Y_2243)	(Y_2243)
Units	ppb	ppb	ppb	ppb	ppb	ppb
Avg	**2308.**	**2341.**	**602.7**	**615.0**	**608.8**	**570.7**
Stddev	6.	15.	2.8	2.5	4.6	2.8
%RSD	.2593	.6243	.4658	.4106	.7495	.4960
#1	2304.	2328.	599.7	613.1	604.3	567.5
#2	2305.	2356.	605.3	617.9	608.5	571.9
#3	2315.	2337.	603.0	614.0	613.4	572.7
Check ?	Chk Pass	Chk Pass	Chk Pass	Chk Pass	Chk Pass	Chk Pass
High Limit						
Low Limit						

Elem	Sn1899	Sr4077	Ti3349	Si2881
Line	189.989 {477}	407.771 { 83}	334.941 {101}	288.158 {117}
IS Ref	(Y_2243)	(Y_3710)	(Y_3600)	(Y_2243)
Units	ppb	ppb	ppb	ppb
Avg	**582.1**	**732.0**	**583.5**	**3944.**
Stddev	4.1	2.6	1.5	75.
%RSD	.7053	.3504	.2568	1.905
#1	577.4	734.9	581.8	4005.
#2	584.1	730.3	584.5	3967.
#3	584.9	730.7	584.2	3860.
Check ?	Chk Pass	Chk Pass	Chk Pass	Chk Pass
High Limit				
Low Limit				

Int. Std.	Y_2243	Y_3600	Y_3710
Line	224.306 {450}	360.073 { 94}	371.030 { 91}
Units	Cts/S	Cts/S	Cts/S
Avg	**4012.4**	**26020.**	**9047.2**
Stddev	17.8	147.	199.2
%RSD	.44289	.56378	2.2019
#1	4016.0	26188.	9274.9
#2	3993.1	25921.	8962.1
#3	4028.1	25950.	8904.7

Sample Name: 460-127059-f-7-c ms Acquired: 1/24/2017 10:27:15 Type: Unk
Method: BC011117(v9) Mode: CONC Corr. Factor: 1.000000
User: admin Custom ID1: Custom ID2: Custom ID3:
Comment:

Elem	Al3961	As1890	Ag3280	Ba2335	Be3130	Ca3181
Line	396.152 { 85}	189.042 {478}	328.068 {103}	233.527 {445}	313.042 {108}	318.128 {106}
IS Ref	(Y_3710)	(Y_2243)	(Y_3600)	(Y_2243)	(Y_3710)	(Y_3600)
Units	ppb	ppb	ppb	ppb	ppb	ppb
Avg	**710.7**	**600.1**	**15.93**	**646.3**	**14.93**	**40650.**
Stddev	5.9	.7	.55	1.4	.18	202.
%RSD	.8267	.1165	3.481	.2209	1.220	.4968
#1	714.4	599.5	15.75	645.3	14.73	40550.
#2	703.9	599.8	16.56	647.9	14.96	40880.
#3	713.7	600.8	15.49	645.6	15.09	40510.
Check ?	Chk Pass	Chk Pass	Chk Pass	Chk Pass	Chk Pass	Chk Pass
High Limit						
Low Limit						

Elem	Cd2265	Co2286	Cr2677	Cu3247	Fe2714	K_7664
Line	226.502 {449}	228.616 {447}	267.716 {126}	324.754 {104}	271.441 {124}	766.490 { 44}
IS Ref	(Y_2243)	(Y_2243)	(Y_3600)	(Y_3600)	(Y_3600)	(Y_3710)
Units	ppb	ppb	ppb	ppb	ppb	ppb
Avg	**15.40**	**152.9**	**62.62**	**76.29**	**1392.**	**7143.**
Stddev	.12	.1	.19	.43	12.	64.
%RSD	.7561	.0819	.3077	.5632	.8519	.8963
#1	15.33	152.8	62.79	75.97	1398.	7196.
#2	15.54	153.0	62.67	76.78	1400.	7072.
#3	15.34	152.9	62.41	76.12	1379.	7160.
Check ?	Chk Pass	Chk Pass	Chk Pass	Chk Pass	Chk Pass	Chk Pass
High Limit						
Low Limit						

Elem	Mg2790	Mn2576	Na5895	Ni2316	Pb2203	Sb2068
Line	279.079 {121}	257.610 {131}	589.592 { 57}	231.604 {446}	220.353 {453}	206.833 {463}
IS Ref	(Y_3600)	(Y_3600)	(Y_3710)	(Y_2243)	(Y_2243)	(Y_2243)
Units	ppb	ppb	ppb	ppb	ppb	ppb
Avg	**12000.**	**1787.**	**137300.**	**157.0**	**151.6**	**145.0**
Stddev	41.	5.	194.	.3	2.0	2.6
%RSD	.3440	.2803	.1412	.2079	1.314	1.763
#1	12040.	1783.	137100.	157.4	151.9	142.4
#2	11950.	1792.	137400.	156.9	153.4	145.1
#3	12000.	1785.	137400.	156.8	149.4	147.5
Check ?	Chk Pass	Chk Pass	Chk Pass	Chk Pass	Chk Pass	Chk Pass
High Limit						
Low Limit						

Sample Name: 460-127059-f-7-c ms Acquired: 1/24/2017 10:27:15 Type: Unk
Method: BC011117(v9) Mode: CONC Corr. Factor: 1.000000
User: admin Custom ID1: Custom ID2: Custom ID3:
Comment:

Elem	Se196	Tl1908	V_2924	Zn2062	B_2089	Mo2020
Line	196.090 {472}	190.856 {477}	292.402 {115}	206.200 {463}	208.959 {461}	202.030 {467}
IS Ref	(Y_2243)	(Y_2243)	(Y_3600)	(Y_2243)	(Y_2243)	(Y_2243)
Units	ppb	ppb	ppb	ppb	ppb	ppb
Avg	**590.9**	**609.0**	**155.6**	**166.5**	**182.9**	**145.9**
Stddev	6.5	3.2	.5	.4	.6	.6
%RSD	1.094	.5185	.3175	.2152	.3237	.4129
#1	584.5	609.9	155.1	166.1	183.0	145.2
#2	590.8	611.6	156.0	166.8	182.2	146.4
#3	597.4	605.5	155.6	166.5	183.4	146.1
Check ?	Chk Pass	Chk Pass	Chk Pass	Chk Pass	Chk Pass	Chk Pass
High Limit						
Low Limit						

Elem	Sn1899	Sr4077	Ti3349	Si2881
Line	189.989 {477}	407.771 { 83}	334.941 {101}	288.158 {117}
IS Ref	(Y_2243)	(Y_3710)	(Y_3600)	(Y_2243)
Units	ppb	ppb	ppb	ppb
Avg	**148.7**	**294.4**	**157.0**	**3889.**
Stddev	.8	.5	.2	46.
%RSD	.5146	.1762	.1016	1.172
#1	147.9	294.5	156.9	3875.
#2	149.3	293.8	156.9	3851.
#3	149.1	294.8	157.2	3940.
Check ?	Chk Pass	Chk Pass	Chk Pass	Chk Pass
High Limit				
Low Limit				

Int. Std.	Y_2243	Y_3600	Y_3710
Line	224.306 {450}	360.073 { 94}	371.030 { 91}
Units	Cts/S	Cts/S	Cts/S
Avg	**4046.9**	**25984.**	**9070.4**
Stddev	1.5	185.	78.6
%RSD	.03614	.71085	.86638
#1	4048.4	26013.	9094.1
#2	4045.5	25786.	8982.6
#3	4046.7	26152.	9134.3

Sample Name: 460-127059-f-7-b du Acquired: 1/24/2017 10:30:59 Type: Unk
Method: BC011117(v9) Mode: CONC Corr. Factor: 1.000000
User: admin Custom ID1: Custom ID2: Custom ID3:
Comment:

Elem	Al3961	As1890	Ag3280	Ba2335	Be3130	Ca3181
Line	396.152 { 85}	189.042 {478}	328.068 {103}	233.527 {445}	313.042 {108}	318.128 {106}
IS Ref	(Y_3710)	(Y_2243)	(Y_3600)	(Y_2243)	(Y_3710)	(Y_3600)
Units	ppb	ppb	ppb	ppb	ppb	ppb
Avg	**102.7**	**2.344**	**.2591**	**27.49**	**.0055**	**34420.**
Stddev	9.0	1.968	.1141	.12	.0463	312.
%RSD	8.734	83.96	44.05	.4412	844.9	.9074
#1	98.71	2.856	.2831	27.63	-.0296	34750.
#2	113.0	.1705	.1348	27.44	-.0120	34370.
#3	96.44	4.005	.3592	27.40	.0580	34140.
Check ?	Chk Pass	Chk Pass	Chk Pass	Chk Pass	Chk Pass	Chk Pass
High Limit						
Low Limit						

Elem	Cd2265	Co2286	Cr2677	Cu3247	Fe2714	K_7664
Line	226.502 {449}	228.616 {447}	267.716 {126}	324.754 {104}	271.441 {124}	766.490 { 44}
IS Ref	(Y_2243)	(Y_2243)	(Y_3600)	(Y_3600)	(Y_3600)	(Y_3710)
Units	ppb	ppb	ppb	ppb	ppb	ppb
Avg	**-.0017**	**.2568**	**.0824**	**2.666**	**1056.**	**1295.**
Stddev	.1183	.0833	.4393	.415	7.	70.
%RSD	6892.	32.44	533.3	15.57	.7013	5.409
#1	.0760	.2149	.5897	3.132	1064.	1226.
#2	.0567	.2028	-.1742	2.528	1054.	1293.
#3	-.1379	.3527	-.1684	2.337	1050.	1366.
Check ?	Chk Pass	Chk Pass	Chk Pass	Chk Pass	Chk Pass	Chk Pass
High Limit						
Low Limit						

Elem	Mg2790	Mn2576	Na5895	Ni2316	Pb2203	Sb2068
Line	279.079 {121}	257.610 {131}	589.592 { 57}	231.604 {446}	220.353 {453}	206.833 {463}
IS Ref	(Y_3600)	(Y_3600)	(Y_3710)	(Y_2243)	(Y_2243)	(Y_2243)
Units	ppb	ppb	ppb	ppb	ppb	ppb
Avg	**6158.**	**1630.**	**131400.**	**1.969**	**-2.852**	**1.272**
Stddev	30.	10.	375.	.417	.482	.824
%RSD	.4847	.6160	.2850	21.18	16.91	64.81
#1	6192.	1640.	131000.	2.413	-2.813	1.087
#2	6136.	1628.	131700.	1.587	-3.352	2.173
#3	6146.	1620.	131600.	1.906	-2.390	.5556
Check ?	Chk Pass	Chk Pass	Chk Pass	Chk Pass	Chk Pass	Chk Pass
High Limit						
Low Limit						

Sample Name: 460-127059-f-7-b du Acquired: 1/24/2017 10:30:59 Type: Unk
Method: BC011117(v9) Mode: CONC Corr. Factor: 1.000000
User: admin Custom ID1: Custom ID2: Custom ID3:
Comment:

Elem	Se196	Tl1908	V_2924	Zn2062	B_2089	Mo2020
Line	196.090 {472}	190.856 {477}	292.402 {115}	206.200 {463}	208.959 {461}	202.030 {467}
IS Ref	(Y_2243)	(Y_2243)	(Y_3600)	(Y_2243)	(Y_2243)	(Y_2243)
Units	ppb	ppb	ppb	ppb	ppb	ppb
Avg	**-2.061**	**.4479**	**.1063**	**7.178**	**34.79**	**1.217**
Stddev	3.771	1.303	.1928	.028	.42	.313
%RSD	183.0	290.8	181.3	.3879	1.195	25.71
#1	-6.118	1.751	-.0894	7.169	34.87	.9582
#2	1.336	-.8545	.1124	7.209	35.17	1.564
#3	-1.400	.4473	.2960	7.156	34.35	1.127
Check ?	Chk Pass	Chk Pass	Chk Pass	Chk Pass	Chk Pass	Chk Pass
High Limit						
Low Limit						

Elem	Sn1899	Sr4077	Ti3349	Si2881
Line	189.989 {477}	407.771 { 83}	334.941 {101}	288.158 {117}
IS Ref	(Y_2243)	(Y_3710)	(Y_3600)	(Y_2243)
Units	ppb	ppb	ppb	ppb
Avg	**-.3572**	**150.2**	**6.792**	**3839.**
Stddev	1.450	1.2	.143	26.
%RSD	406.0	.8161	2.107	.6801
#1	-1.833	148.9	6.882	3818.
#2	-.3039	151.3	6.627	3868.
#3	1.066	150.4	6.867	3831.
Check ?	Chk Pass	Chk Pass	Chk Pass	Chk Pass
High Limit				
Low Limit				

Int. Std.	Y_2243	Y_3600	Y_3710
Line	224.306 {450}	360.073 { 94}	371.030 { 91}
Units	Cts/S	Cts/S	Cts/S
Avg	**4052.5**	**26240.**	**9032.4**
Stddev	15.4	302.	90.7
%RSD	.37912	1.1493	1.0042
#1	4039.3	25911.	9033.4
#2	4048.8	26305.	9122.5
#3	4069.3	26504.	8941.1

Sample Name: 460-127059-f-7-a@3 Acquired: 1/24/2017 10:34:49 Type: Unk
Method: BC011117(v9) Mode: CONC Corr. Factor: 1.000000
User: admin Custom ID1: Custom ID2: Custom ID3:
Comment:

Elem	Al3961	As1890	Ag3280	Ba2335	Be3130	Ca3181
Line	396.152 { 85}	189.042 {478}	328.068 {103}	233.527 {445}	313.042 {108}	318.128 {106}
IS Ref	(Y_3710)	(Y_2243)	(Y_3600)	(Y_2243)	(Y_3710)	(Y_3600)
Units	ppb	ppb	ppb	ppb	ppb	ppb
Avg	**104.4**	**3.027**	**.0415**	**27.29**	**-.0915**	**33980.**
Stddev	10.2	1.030	.4634	.07	.0341	175.
%RSD	9.777	34.02	1116.	.2486	37.27	.5160
#1	96.17	4.199	-.1689	27.31	-.0896	33840.
#2	115.9	2.609	.5728	27.21	-.1265	34180.
#3	101.3	2.271	-.2793	27.34	-.0584	33930.
Check ?	Chk Pass	Chk Pass	Chk Pass	Chk Pass	Chk Pass	Chk Pass
High Limit						
Low Limit						

Elem	Cd2265	Co2286	Cr2677	Cu3247	Fe2714	K_7664
Line	226.502 {449}	228.616 {447}	267.716 {126}	324.754 {104}	271.441 {124}	766.490 { 44}
IS Ref	(Y_2243)	(Y_2243)	(Y_3600)	(Y_3600)	(Y_3600)	(Y_3710)
Units	ppb	ppb	ppb	ppb	ppb	ppb
Avg	**.1536**	**.4259**	**.1958**	**2.321**	**1032.**	**1193.**
Stddev	.0850	.0582	.1346	.305	13.	22.
%RSD	55.35	13.66	68.73	13.15	1.252	1.871
#1	.0699	.3685	.0821	2.657	1017.	1218.
#2	.2399	.4849	.3444	2.061	1038.	1183.
#3	.1510	.4244	.1608	2.244	1041.	1176.
Check ?	Chk Pass	Chk Pass	Chk Pass	Chk Pass	Chk Pass	Chk Pass
High Limit						
Low Limit						

Elem	Mg2790	Mn2576	Na5895	Ni2316	Pb2203	Sb2068
Line	279.079 {121}	257.610 {131}	589.592 { 57}	231.604 {446}	220.353 {453}	206.833 {463}
IS Ref	(Y_3600)	(Y_3600)	(Y_3710)	(Y_2243)	(Y_2243)	(Y_2243)
Units	ppb	ppb	ppb	ppb	ppb	ppb
Avg	**6052.**	**1610.**	**130900.**	**1.550**	**-2.776**	**-.5875**
Stddev	47.	4.	114.	.119	1.443	2.068
%RSD	.7835	.2316	.0871	7.701	51.97	352.1
#1	6023.	1606.	130800.	1.625	-3.110	-2.974
#2	6106.	1614.	131000.	1.412	-4.022	.6920
#3	6026.	1610.	130800.	1.611	-1.195	.5193
Check ?	Chk Pass	Chk Pass	Chk Pass	Chk Pass	Chk Pass	Chk Pass
High Limit						
Low Limit						

Sample Name: 460-127059-f-7-a@3 Acquired: 1/24/2017 10:34:49 Type: Unk
Method: BC011117(v9) Mode: CONC Corr. Factor: 1.000000
User: admin Custom ID1: Custom ID2: Custom ID3:
Comment:

Elem	Se196	Tl1908	V_2924	Zn2062	B_2089	Mo2020
Line	196.090 {472}	190.856 {477}	292.402 {115}	206.200 {463}	208.959 {461}	202.030 {467}
IS Ref	(Y_2243)	(Y_2243)	(Y_3600)	(Y_2243)	(Y_2243)	(Y_2243)
Units	ppb	ppb	ppb	ppb	ppb	ppb
Avg	**-5.713**	**2.793**	**.5563**	**6.375**	**33.17**	**1.156**
Stddev	2.348	1.834	.1571	.042	.30	.070
%RSD	41.10	65.67	28.24	.6626	.8948	6.085
#1	-3.853	3.340	.6008	6.410	32.84	1.178
#2	-4.934	.7472	.6863	6.387	33.41	1.212
#3	-8.352	4.290	.3817	6.328	33.26	1.077
Check ?	Chk Pass	Chk Pass	Chk Pass	Chk Pass	Chk Pass	Chk Pass
High Limit						
Low Limit						

Elem	Sn1899	Sr4077	Ti3349	Si2881
Line	189.989 {477}	407.771 { 83}	334.941 {101}	288.158 {117}
IS Ref	(Y_2243)	(Y_3710)	(Y_3600)	(Y_2243)
Units	ppb	ppb	ppb	ppb
Avg	**-.0363**	**149.3**	**6.994**	**3808.**
Stddev	.8559	.5	.379	13.
%RSD	2359.	.3361	5.416	.3440
#1	.9339	148.7	6.560	3822.
#2	-.6847	149.7	7.161	3796.
#3	-.3580	149.4	7.260	3806.
Check ?	Chk Pass	Chk Pass	Chk Pass	Chk Pass
High Limit				
Low Limit				

Int. Std.	Y_2243	Y_3600	Y_3710
Line	224.306 {450}	360.073 { 94}	371.030 { 91}
Units	Cts/S	Cts/S	Cts/S
Avg	**4037.8**	**26390.**	**9102.6**
Stddev	18.5	199.	48.1
%RSD	.45874	.75589	.52850
#1	4036.6	26398.	9131.4
#2	4020.0	26187.	9047.0
#3	4056.9	26586.	9129.3

Sample Name: sd 460-127059-f-7-a Acquired: 1/24/2017 10:38:38 Type: Unk
Method: BC011117(v9) Mode: CONC Corr. Factor: 1.000000
User: admin Custom ID1: Custom ID2: Custom ID3:
Comment:

Elem	Al3961	As1890	Ag3280	Ba2335	Be3130	Ca3181
Line	396.152 { 85}	189.042 {478}	328.068 {103}	233.527 {445}	313.042 {108}	318.128 {106}
IS Ref	(Y_3710)	(Y_2243)	(Y_3600)	(Y_2243)	(Y_3710)	(Y_3600)
Units	ppb	ppb	ppb	ppb	ppb	ppb
Avg	**2.370**	**2.955**	**.3017**	**5.539**	**-.0172**	**6852.**
Stddev	17.59	1.954	.3199	.180	.0137	16.
%RSD	742.0	66.13	106.0	3.246	80.01	.2297
#1	-13.30	5.134	.4432	5.370	-.0321	6846.
#2	-.9804	2.370	.5265	5.728	-.0051	6840.
#3	21.39	1.360	-.0646	5.517	-.0143	6870.
Check ?	Chk Pass	Chk Pass	Chk Pass	Chk Pass	Chk Pass	Chk Pass
High Limit						
Low Limit						

Elem	Cd2265	Co2286	Cr2677	Cu3247	Fe2714	K_7664
Line	226.502 {449}	228.616 {447}	267.716 {126}	324.754 {104}	271.441 {124}	766.490 { 44}
IS Ref	(Y_2243)	(Y_2243)	(Y_3600)	(Y_3600)	(Y_3600)	(Y_3710)
Units	ppb	ppb	ppb	ppb	ppb	ppb
Avg	**-.1360**	**-.0512**	**-.1772**	**.8402**	**205.9**	**294.6**
Stddev	.0435	.0654	.3844	.2262	11.0	20.1
%RSD	31.95	127.6	217.0	26.93	5.348	6.809
#1	-.1324	-.0715	-.5583	1.099	193.5	317.7
#2	-.0945	-.1040	.2105	.6824	214.7	284.0
#3	-.1812	.0219	-.1836	.7389	209.4	282.1
Check ?	Chk Pass	Chk Pass	Chk Pass	Chk Pass	Chk Pass	Chk Pass
High Limit						
Low Limit						

Elem	Mg2790	Mn2576	Na5895	Ni2316	Pb2203	Sb2068
Line	279.079 {121}	257.610 {131}	589.592 { 57}	231.604 {446}	220.353 {453}	206.833 {463}
IS Ref	(Y_3600)	(Y_3600)	(Y_3710)	(Y_2243)	(Y_2243)	(Y_2243)
Units	ppb	ppb	ppb	ppb	ppb	ppb
Avg	**1220.**	**326.3**	**25190.**	**.9808**	**-.9311**	**-.2445**
Stddev	9.	1.4	37.	.3343	.6766	1.893
%RSD	.7281	.4272	.1484	34.08	72.67	774.4
#1	1210.	325.7	25210.	.7859	-.8038	-.1570
#2	1223.	325.2	25150.	1.367	-.3272	-2.180
#3	1227.	327.9	25210.	.7897	-1.662	1.604
Check ?	Chk Pass	Chk Pass	Chk Pass	Chk Pass	Chk Pass	Chk Pass
High Limit						
Low Limit						

Sample Name: sd 460-127059-f-7-a Acquired: 1/24/2017 10:38:38 Type: Unk
Method: BC011117(v9) Mode: CONC Corr. Factor: 1.000000
User: admin Custom ID1: Custom ID2: Custom ID3:
Comment:

Elem	Se196	Tl1908	V_2924	Zn2062	B_2089	Mo2020
Line	196.090 {472}	190.856 {477}	292.402 {115}	206.200 {463}	208.959 {461}	202.030 {467}
IS Ref	(Y_2243)	(Y_2243)	(Y_3600)	(Y_2243)	(Y_2243)	(Y_2243)
Units	ppb	ppb	ppb	ppb	ppb	ppb
Avg	**-.5491**	**1.615**	**.0274**	**1.588**	**5.859**	**-.0133**
Stddev	1.220	1.065	.3393	.074	.932	.2797
%RSD	222.2	65.92	1238.	4.647	15.90	2107.
#1	.7757	.4106	-.1606	1.528	6.400	-.3253
#2	-.7973	2.431	.4191	1.567	6.395	.0705
#3	-1.626	2.004	-.1762	1.671	4.783	.2149
Check ?	Chk Pass	Chk Pass	Chk Pass	Chk Pass	Chk Pass	Chk Pass
High Limit						
Low Limit						

Elem	Sn1899	Sr4077	Ti3349	Si2881
Line	189.989 {477}	407.771 { 83}	334.941 {101}	288.158 {117}
IS Ref	(Y_2243)	(Y_3710)	(Y_3600)	(Y_2243)
Units	ppb	ppb	ppb	ppb
Avg	**-.3668**	**29.72**	**1.588**	**724.3**
Stddev	1.224	.29	.219	30.6
%RSD	333.7	.9835	13.79	4.222
#1	.9189	30.02	1.837	752.6
#2	-1.518	29.72	1.505	691.9
#3	-.5013	29.43	1.423	728.5
Check ?	Chk Pass	Chk Pass	Chk Pass	Chk Pass
High Limit				
Low Limit				

Int. Std.	Y_2243	Y_3600	Y_3710
Line	224.306 {450}	360.073 { 94}	371.030 { 91}
Units	Cts/S	Cts/S	Cts/S
Avg	**4144.5**	**27046.**	**9278.1**
Stddev	17.5	109.	111.9
%RSD	.42254	.40257	1.2059
#1	4128.7	27011.	9216.3
#2	4163.4	27169.	9210.8
#3	4141.5	26960.	9407.3

Sample Name: 460-127059-f-2-a@2 Acquired: 1/24/2017 10:42:28 Type: Unk
Method: BC011117(v9) Mode: CONC Corr. Factor: 1.000000
User: admin Custom ID1: Custom ID2: Custom ID3:
Comment:

Elem	Al3961	As1890	Ag3280	Ba2335	Be3130	Ca3181
Line	396.152 { 85}	189.042 {478}	328.068 {103}	233.527 {445}	313.042 {108}	318.128 {106}
IS Ref	(Y_3710)	(Y_2243)	(Y_3600)	(Y_2243)	(Y_3710)	(Y_3600)
Units	ppb	ppb	ppb	ppb	ppb	ppb
Avg	**1136.**	**.7323**	**-.1505**	**56.63**	**.0396**	**36330.**
Stddev	11.	1.998	.0222	.18	.0724	51.
%RSD	.9501	272.9	14.76	.3179	182.9	.1390
#1	1146.	-.6380	-.1453	56.49	-.0177	36390.
#2	1124.	-.1901	-.1313	56.83	.0155	36320.
#3	1136.	3.025	-.1749	56.56	.1209	36290.
Check ?	Chk Pass	Chk Pass	Chk Pass	Chk Pass	Chk Pass	Chk Pass
High Limit						
Low Limit						

Elem	Cd2265	Co2286	Cr2677	Cu3247	Fe2714	K_7664
Line	226.502 {449}	228.616 {447}	267.716 {126}	324.754 {104}	271.441 {124}	766.490 { 44}
IS Ref	(Y_2243)	(Y_2243)	(Y_3600)	(Y_3600)	(Y_3600)	(Y_3710)
Units	ppb	ppb	ppb	ppb	ppb	ppb
Avg	**.1861**	**1.016**	**5.334**	**20.83**	**4156.**	**2186.**
Stddev	.0188	.122	.327	.33	39.	88.
%RSD	10.08	12.02	6.139	1.561	.9361	4.016
#1	.1953	.9064	5.677	21.17	4134.	2229.
#2	.1985	1.147	5.025	20.52	4201.	2085.
#3	.1645	.9929	5.299	20.80	4133.	2243.
Check ?	Chk Pass	Chk Pass	Chk Pass	Chk Pass	Chk Pass	Chk Pass
High Limit						
Low Limit						

Elem	Mg2790	Mn2576	Na5895	Ni2316	Pb2203	Sb2068
Line	279.079 {121}	257.610 {131}	589.592 { 57}	231.604 {446}	220.353 {453}	206.833 {463}
IS Ref	(Y_3600)	(Y_3600)	(Y_3710)	(Y_2243)	(Y_2243)	(Y_2243)
Units	ppb	ppb	ppb	ppb	ppb	ppb
Avg	**5864.**	**1579.**	**140900.**	**2.921**	**3.715**	**.2726**
Stddev	11.	2.	172.	.299	.992	2.072
%RSD	.1919	.0968	.1218	10.25	26.70	760.3
#1	5858.	1580.	141100.	3.188	4.639	1.292
#2	5857.	1580.	140800.	2.597	2.666	1.638
#3	5877.	1577.	140800.	2.978	3.840	-2.112
Check ?	Chk Pass	Chk Pass	Chk Pass	Chk Pass	Chk Pass	Chk Pass
High Limit						
Low Limit						

Sample Name: 460-127059-f-2-a@2 Acquired: 1/24/2017 10:42:28 Type: Unk
Method: BC011117(v9) Mode: CONC Corr. Factor: 1.000000
User: admin Custom ID1: Custom ID2: Custom ID3:
Comment:

Elem	Se196	Tl1908	V_2924	Zn2062	B_2089	Mo2020
Line	196.090 {472}	190.856 {477}	292.402 {115}	206.200 {463}	208.959 {461}	202.030 {467}
IS Ref	(Y_2243)	(Y_2243)	(Y_3600)	(Y_2243)	(Y_2243)	(Y_2243)
Units	ppb	ppb	ppb	ppb	ppb	ppb
Avg	**-.1594**	**1.158**	**3.443**	**49.92**	**25.11**	**.0209**
Stddev	4.421	1.948	.376	.23	1.12	.1651
%RSD	2774.	168.2	10.93	.4525	4.458	791.3
#1	-5.193	1.111	3.464	50.17	26.40	.0414
#2	3.096	-.7661	3.056	49.89	24.41	.1747
#3	1.619	3.129	3.808	49.72	24.53	-.1536
Check ?	Chk Pass	Chk Pass	Chk Pass	Chk Pass	Chk Pass	Chk Pass
High Limit						
Low Limit						

Elem	Sn1899	Sr4077	Ti3349	Si2881
Line	189.989 {477}	407.771 { 83}	334.941 {101}	288.158 {117}
IS Ref	(Y_2243)	(Y_3710)	(Y_3600)	(Y_2243)
Units	ppb	ppb	ppb	ppb
Avg	**-.3787**	**207.4**	**44.98**	**3493.**
Stddev	.5001	.2	.48	28.
%RSD	132.1	.0890	1.064	.8052
#1	.1941	207.6	44.87	3461.
#2	-.7289	207.2	44.56	3508.
#3	-.6012	207.5	45.50	3511.
Check ?	Chk Pass	Chk Pass	Chk Pass	Chk Pass
High Limit				
Low Limit				

Int. Std.	Y_2243	Y_3600	Y_3710
Line	224.306 {450}	360.073 { 94}	371.030 { 91}
Units	Cts/S	Cts/S	Cts/S
Avg	**4107.2**	**26469.**	**9304.1**
Stddev	3.5	101.	27.5
%RSD	.08475	.38145	.29565
#1	4109.0	26574.	9296.9
#2	4109.4	26462.	9280.9
#3	4103.2	26372.	9334.5

Sample Name: CCV Acquired: 1/24/2017 10:46:17 Type: QC
Method: BC011117(v9) Mode: CONC Corr. Factor: 1.000000
User: admin Custom ID1: Custom ID2: Custom ID3:
Comment:

Elem	Al3961	As1890	Ag3280	Ba2335	Be3130	Ca3181
Line	396.152 { 85}	189.042 {478}	328.068 {103}	233.527 {445}	313.042 {108}	318.128 {106}
IS Ref	(Y_3710)	(Y_2243)	(Y_3600)	(Y_2243)	(Y_3710)	(Y_3600)
Units	ppb	ppb	ppb	ppb	ppb	ppb
Avg	**120500.**	**2420.**	**1255.**	**9860.**	**967.5**	**122200.**
Stddev	1203.	15.	8.	69.	10.4	637.
%RSD	.9985	.6041	.6630	.6967	1.076	.5210
#1	121800.	2415.	1263.	9890.	979.2	122800.
#2	120100.	2409.	1246.	9781.	963.8	121600.
#3	119500.	2437.	1255.	9908.	959.4	122300.
Check ?	Chk Pass	Chk Pass	Chk Pass	Chk Pass	Chk Pass	Chk Pass
Value						
Range						

Elem	Cd2265	Co2286	Cr2677	Cu3247	Fe2714	K_7664
Line	226.502 {449}	228.616 {447}	267.716 {126}	324.754 {104}	271.441 {124}	766.490 { 44}
IS Ref	(Y_2243)	(Y_2243)	(Y_3600)	(Y_3600)	(Y_3600)	(Y_3710)
Units	ppb	ppb	ppb	ppb	ppb	ppb
Avg	**1228.**	**2438.**	**4934.**	**12150.**	**97340.**	**48450.**
Stddev	9.	17.	34.	108.	456.	420.
%RSD	.7349	.6988	.6832	.8892	.4689	.8668
#1	1232.	2444.	4966.	12260.	97730.	48910.
#2	1218.	2419.	4899.	12040.	96840.	48350.
#3	1235.	2451.	4936.	12150.	97470.	48090.
Check ?	Chk Pass	Chk Pass	Chk Pass	Chk Pass	Chk Pass	Chk Pass
Value						
Range						

Elem	Mg2790	Mn2576	Na5895	Ni2316	Pb2203	Sb2068
Line	279.079 {121}	257.610 {131}	589.592 { 57}	231.604 {446}	220.353 {453}	206.833 {463}
IS Ref	(Y_3600)	(Y_3600)	(Y_3710)	(Y_2243)	(Y_2243)	(Y_2243)
Units	ppb	ppb	ppb	ppb	ppb	ppb
Avg	**122200.**	**5001.**	**124400.**	**2457.**	**7308.**	**966.0**
Stddev	672.	31.	1044.	17.	49.	9.2
%RSD	.5501	.6158	.8391	.7113	.6737	.9525
#1	122900.	5028.	125600.	2463.	7316.	967.2
#2	121500.	4967.	124200.	2438.	7256.	956.2
#3	122100.	5007.	123600.	2471.	7354.	974.5
Check ?	Chk Pass	Chk Pass	Chk Pass	Chk Pass	Chk Pass	Chk Pass
Value						
Range						

Sample Name: CCV Acquired: 1/24/2017 10:46:17 Type: QC
Method: BC011117(v9) Mode: CONC Corr. Factor: 1.000000
User: admin Custom ID1: Custom ID2: Custom ID3:
Comment:

Elem	Se196	Tl1908	V_2924	Zn2062	B_2089	Mo2020
Line	196.090 {472}	190.856 {477}	292.402 {115}	206.200 {463}	208.959 {461}	202.030 {467}
IS Ref	(Y_2243)	(Y_2243)	(Y_3600)	(Y_2243)	(Y_2243)	(Y_2243)
Units	ppb	ppb	ppb	ppb	ppb	ppb
Avg	**2428.**	**2453.**	**2463.**	**2457.**	**976.1**	**2387.**
Stddev	18.	22.	18.	14.	11.1	19.
%RSD	.7218	.8890	.7203	.5613	1.136	.7962
#1	2440.	2457.	2480.	2461.	973.7	2398.
#2	2408.	2430.	2445.	2442.	966.4	2365.
#3	2437.	2473.	2465.	2469.	988.2	2397.
Check ?	Chk Pass	Chk Pass	Chk Pass	Chk Pass	Chk Pass	Chk Pass
Value						
Range						

Elem	Sn1899	Sr4077	Ti3349	Si2881
Line	189.989 {477}	407.771 { 83}	334.941 {101}	288.158 {117}
IS Ref	(Y_2243)	(Y_3710)	(Y_3600)	(Y_2243)
Units	ppb	ppb	ppb	ppb
Avg	**966.6**	**4965.**	**9926.**	**8998.**
Stddev	11.1	39.	72.	105.
%RSD	1.150	.7911	.7224	1.164
#1	968.6	5010.	9983.	9073.
#2	954.6	4951.	9845.	8879.
#3	976.6	4935.	9950.	9043.
Check ?	Chk Pass	Chk Pass	Chk Pass	None
Value				
Range				

Int. Std.	Y_2243	Y_3600	Y_3710
Line	224.306 {450}	360.073 { 94}	371.030 { 91}
Units	Cts/S	Cts/S	Cts/S
Avg	**3892.9**	**25553.**	**9058.9**
Stddev	16.5	114.	134.2
%RSD	.42401	.44802	1.4813
#1	3888.4	25423.	8929.5
#2	3911.2	25593.	9049.8
#3	3879.1	25641.	9197.5

Sample Name: CCB Acquired: 1/24/2017 10:49:46 Type: QC
Method: BC011117(v9) Mode: CONC Corr. Factor: 1.000000
User: admin Custom ID1: Custom ID2: Custom ID3:
Comment:

Elem	Al3961	As1890	Ag3280	Ba2335	Be3130	Ca3181
Line	396.152 { 85}	189.042 {478}	328.068 {103}	233.527 {445}	313.042 {108}	318.128 {106}
IS Ref	(Y_3710)	(Y_2243)	(Y_3600)	(Y_2243)	(Y_3710)	(Y_3600)
Units	ppb	ppb	ppb	ppb	ppb	ppb
Avg	.2441	2.419	.0747	.4558	-.0467	13.40
Stddev	15.78	1.461	.9355	.4647	.0583	3.44
%RSD	6464.	60.40	1252.	101.9	124.8	25.68
#1	-15.58	2.963	-.5231	.9913	.0054	17.12
#2	.3275	.7641	-.4056	.2171	-.1096	10.33
#3	15.98	3.531	1.153	.1591	-.0358	12.73
Check ?	Chk Pass	Chk Pass	Chk Pass	Chk Pass	Chk Pass	Chk Pass
High Limit						
Low Limit						

Elem	Cd2265	Co2286	Cr2677	Cu3247	Fe2714	K_7664
Line	226.502 {449}	228.616 {447}	267.716 {126}	324.754 {104}	271.441 {124}	766.490 { 44}
IS Ref	(Y_2243)	(Y_2243)	(Y_3600)	(Y_3600)	(Y_3600)	(Y_3710)
Units	ppb	ppb	ppb	ppb	ppb	ppb
Avg	.0662	.2973	-.1428	.7087	1.947	28.83
Stddev	.1258	.1797	.3147	.3382	5.426	38.90
%RSD	190.0	60.44	220.4	47.72	278.7	134.9
#1	.1835	.5047	-.4218	.4314	2.672	40.99
#2	.0818	.1953	.1983	1.085	-3.805	-14.70
#3	-.0667	.1918	-.2048	.6092	6.973	60.19
Check ?	Chk Pass	Chk Pass	Chk Pass	Chk Pass	Chk Pass	Chk Pass
High Limit						
Low Limit						

Elem	Mg2790	Mn2576	Na5895	Ni2316	Pb2203	Sb2068
Line	279.079 {121}	257.610 {131}	589.592 { 57}	231.604 {446}	220.353 {453}	206.833 {463}
IS Ref	(Y_3600)	(Y_3600)	(Y_3710)	(Y_2243)	(Y_2243)	(Y_2243)
Units	ppb	ppb	ppb	ppb	ppb	ppb
Avg	4.181	.2125	6.456	.8546	-1.214	.3507
Stddev	1.234	.0845	17.54	.5513	.587	1.322
%RSD	29.52	39.78	271.6	64.52	48.32	376.9
#1	4.227	.2939	4.181	1.491	-.6103	1.768
#2	2.924	.1251	25.02	.5493	-1.250	-.8490
#3	5.391	.2185	-9.830	.5234	-1.782	.1335
Check ?	Chk Pass	Chk Pass	Chk Pass	Chk Pass	Chk Pass	Chk Pass
High Limit						
Low Limit						

Sample Name: CCB Acquired: 1/24/2017 10:49:46 Type: QC
Method: BC011117(v9) Mode: CONC Corr. Factor: 1.000000
User: admin Custom ID1: Custom ID2: Custom ID3:
Comment:

Elem	Se196	Tl1908	V_2924	Zn2062	B_2089	Mo2020
Line	196.090 {472}	190.856 {477}	292.402 {115}	206.200 {463}	208.959 {461}	202.030 {467}
IS Ref	(Y_2243)	(Y_2243)	(Y_3600)	(Y_2243)	(Y_2243)	(Y_2243)
Units	ppb	ppb	ppb	ppb	ppb	ppb
Avg	**1.023**	**.7153**	**.1979**	**1.011**	**.7855**	**2.441**
Stddev	2.649	1.848	.5493	.139	.4855	.468
%RSD	258.9	258.4	277.6	13.79	61.81	19.19
#1	-1.818	.0121	.6640	.8553	1.335	1.907
#2	3.424	-.6780	.3373	1.125	.6082	2.631
#3	1.463	2.812	-.4077	1.052	.4137	2.784
Check ?	Chk Pass	Chk Pass	Chk Pass	Chk Pass	Chk Pass	Chk Pass
High Limit						
Low Limit						

Elem	Sn1899	Sr4077	Ti3349	Si2881
Line	189.989 {477}	407.771 { 83}	334.941 {101}	288.158 {117}
IS Ref	(Y_2243)	(Y_3710)	(Y_3600)	(Y_2243)
Units	ppb	ppb	ppb	ppb
Avg	**-.6367**	**.2133**	**.6987**	**-22.87**
Stddev	.4757	.1106	.0623	11.56
%RSD	74.71	51.85	8.923	50.53
#1	-.1386	.3371	.6350	-35.97
#2	-1.086	.1786	.7596	-18.53
#3	-.6854	.1242	.7013	-14.12
Check ?	Chk Pass	Chk Pass	Chk Pass	None
High Limit				
Low Limit				

Int. Std.	Y_2243	Y_3600	Y_3710
Line	224.306 {450}	360.073 { 94}	371.030 { 91}
Units	Cts/S	Cts/S	Cts/S
Avg	**4143.8**	**27042.**	**9189.9**
Stddev	3.7	200.	134.1
%RSD	.08844	.73814	1.4594
#1	4139.5	27141.	9148.2
#2	4145.5	27173.	9339.9
#3	4146.2	26812.	9081.5

Sample Name: CCVL Acquired: 1/24/2017 10:53:37 Type: QC
Method: BC011117(v9) Mode: CONC Corr. Factor: 1.000000
User: admin Custom ID1: Custom ID2: Custom ID3:
Comment:

Elem	Al3961	As1890	Ag3280	Ba2335	Be3130	Ca3181
Line	396.152 { 85}	189.042 {478}	328.068 {103}	233.527 {445}	313.042 {108}	318.128 {106}
IS Ref	(Y_3710)	(Y_2243)	(Y_3600)	(Y_2243)	(Y_3710)	(Y_3600)
Units	ppb	ppb	ppb	ppb	ppb	ppb
Avg	**191.7**	**13.79**	**9.537**	**201.4**	**1.929**	**4928.**
Stddev	2.3	.79	.936	.2	.116	33.
%RSD	1.221	5.711	9.814	.1075	6.038	.6647
#1	190.5	13.56	9.836	201.5	1.800	4923.
#2	194.4	14.67	10.29	201.1	1.959	4963.
#3	190.3	13.15	8.488	201.5	2.027	4898.
Check ?	Chk Pass	Chk Pass	Chk Pass	Chk Pass	Chk Pass	Chk Pass
Value						
Range						

Elem	Cd2265	Co2286	Cr2677	Cu3247	Fe2714	K_7664
Line	226.502 {449}	228.616 {447}	267.716 {126}	324.754 {104}	271.441 {124}	766.490 { 44}
IS Ref	(Y_2243)	(Y_2243)	(Y_3600)	(Y_3600)	(Y_3600)	(Y_3710)
Units	ppb	ppb	ppb	ppb	ppb	ppb
Avg	**3.954**	**50.20**	**9.684**	**23.75**	**157.7**	**4476.**
Stddev	.181	.05	.647	.39	2.2	3.
%RSD	4.589	.1091	6.685	1.640	1.392	.0729
#1	3.920	50.22	9.619	24.01	160.2	4473.
#2	4.150	50.24	9.071	23.30	156.9	4476.
#3	3.792	50.14	10.36	23.93	156.1	4479.
Check ?	Chk Pass	Chk Pass	Chk Pass	Chk Pass	Chk Pass	Chk Pass
Value						
Range						

Elem	Mg2790	Mn2576	Na5895	Ni2316	Pb2203	Sb2068
Line	279.079 {121}	257.610 {131}	589.592 { 57}	231.604 {446}	220.353 {453}	206.833 {463}
IS Ref	(Y_3600)	(Y_3600)	(Y_3710)	(Y_2243)	(Y_2243)	(Y_2243)
Units	ppb	ppb	ppb	ppb	ppb	ppb
Avg	**4701.**	**15.60**	**4439.**	**41.33**	**10.04**	**20.52**
Stddev	27.	.06	52.	.77	1.48	2.34
%RSD	.5710	.4116	1.173	1.861	14.70	11.41
#1	4674.	15.53	4464.	40.75	10.54	21.90
#2	4703.	15.66	4474.	42.21	8.376	17.82
#3	4727.	15.62	4379.	41.05	11.20	21.85
Check ?	Chk Pass	Chk Pass	Chk Pass	Chk Pass	Chk Pass	Chk Pass
Value						
Range						

Sample Name: CCVL Acquired: 1/24/2017 10:53:37 Type: QC
Method: BC011117(v9) Mode: CONC Corr. Factor: 1.000000
User: admin Custom ID1: Custom ID2: Custom ID3:
Comment:

Elem	Se196	Tl1908	V_2924	Zn2062	B_2089	Mo2020
Line	196.090 {472}	190.856 {477}	292.402 {115}	206.200 {463}	208.959 {461}	202.030 {467}
IS Ref	(Y_2243)	(Y_2243)	(Y_3600)	(Y_2243)	(Y_2243)	(Y_2243)
Units	ppb	ppb	ppb	ppb	ppb	ppb
Avg	**15.42**	**22.26**	**49.32**	**30.81**	**47.10**	**18.93**
Stddev	.63	2.97	.13	.30	.32	.27
%RSD	4.116	13.35	.2634	.9809	.6778	1.401
#1	15.94	20.29	49.17	30.52	47.34	18.65
#2	15.62	20.81	49.43	31.12	47.22	18.94
#3	14.71	25.67	49.34	30.81	46.74	19.18
Check ?	Chk Pass	Chk Pass	Chk Pass	Chk Pass	Chk Pass	Chk Pass
Value						
Range						

Elem	Sn1899	Sr4077	Ti3349	Si2881
Line	189.989 {477}	407.771 { 83}	334.941 {101}	288.158 {117}
IS Ref	(Y_2243)	(Y_3710)	(Y_3600)	(Y_2243)
Units	ppb	ppb	ppb	ppb
Avg	**46.89**	**19.38**	**19.62**	F **-12.61**
Stddev	.78	.14	.52	13.40
%RSD	1.670	.6967	2.652	106.2
#1	46.30	19.23	19.14	-3.307
#2	46.60	19.43	20.17	-6.569
#3	47.78	19.48	19.55	-27.97
Check ?	Chk Pass	Chk Pass	Chk Pass	Chk Fail
Value				200.0
Range				-30.50%

Int. Std.	Y_2243	Y_3600	Y_3710
Line	224.306 {450}	360.073 { 94}	371.030 { 91}
Units	Cts/S	Cts/S	Cts/S
Avg	**4160.9**	**27093.**	**9151.4**
Stddev	10.8	98.	55.2
%RSD	.25936	.36098	.60334
#1	4155.6	27172.	9092.8
#2	4153.8	26983.	9202.4
#3	4173.3	27123.	9159.0

Sample Name: 460-127059-f-3-a@2 Acquired: 1/24/2017 10:57:29 Type: Unk
Method: BC011117(v9) Mode: CONC Corr. Factor: 1.000000
User: admin Custom ID1: Custom ID2: Custom ID3:
Comment:

Elem	Al3961	As1890	Ag3280	Ba2335	Be3130	Ca3181
Line	396.152 { 85}	189.042 {478}	328.068 {103}	233.527 {445}	313.042 {108}	318.128 {106}
IS Ref	(Y_3710)	(Y_2243)	(Y_3600)	(Y_2243)	(Y_3710)	(Y_3600)
Units	ppb	ppb	ppb	ppb	ppb	ppb
Avg	**530.1**	**5.250**	**.0117**	**85.05**	**.0739**	**52600.**
Stddev	12.6	.735	.4231	1.89	.1321	1196.
%RSD	2.375	14.00	3627.	2.222	178.8	2.274
#1	528.3	5.812	.0432	86.82	-.0607	53720.
#2	543.6	5.521	.4181	85.26	.0791	52730.
#3	518.6	4.418	-.4263	83.06	.2033	51340.
Check ?	Chk Pass	Chk Pass	Chk Pass	Chk Pass	Chk Pass	Chk Pass
High Limit						
Low Limit						

Elem	Cd2265	Co2286	Cr2677	Cu3247	Fe2714	K_7664
Line	226.502 {449}	228.616 {447}	267.716 {126}	324.754 {104}	271.441 {124}	766.490 { 44}
IS Ref	(Y_2243)	(Y_2243)	(Y_3600)	(Y_3600)	(Y_3600)	(Y_3710)
Units	ppb	ppb	ppb	ppb	ppb	ppb
Avg	**.7871**	**.8510**	**.6002**	**7.217**	**7223.**	**1912.**
Stddev	.1231	.2148	.3621	.436	149.	54.
%RSD	15.64	25.24	60.34	6.042	2.067	2.846
#1	.6784	1.050	.9127	6.950	7327.	1850.
#2	.9208	.8806	.2033	7.720	7289.	1933.
#3	.7621	.6230	.6845	6.981	7052.	1953.
Check ?	Chk Pass	Chk Pass	Chk Pass	Chk Pass	Chk Pass	Chk Pass
High Limit						
Low Limit						

Elem	Mg2790	Mn2576	Na5895	Ni2316	Pb2203	Sb2068
Line	279.079 {121}	257.610 {131}	589.592 { 57}	231.604 {446}	220.353 {453}	206.833 {463}
IS Ref	(Y_3600)	(Y_3600)	(Y_3710)	(Y_2243)	(Y_2243)	(Y_2243)
Units	ppb	ppb	ppb	ppb	ppb	ppb
Avg	**9667.**	**2389.**	**131600.**	**1.900**	**2.576**	**-2.452**
Stddev	195.	47.	2148.	.158	1.414	1.831
%RSD	2.019	1.976	1.632	8.306	54.91	74.69
#1	9841.	2431.	133600.	1.719	4.160	-2.246
#2	9705.	2398.	131900.	2.005	1.439	-.7324
#3	9456.	2338.	129300.	1.976	2.128	-4.378
Check ?	Chk Pass	Chk Pass	Chk Pass	Chk Pass	Chk Pass	Chk Pass
High Limit						
Low Limit						

Sample Name: 460-127059-f-3-a@2 Acquired: 1/24/2017 10:57:29 Type: Unk
Method: BC011117(v9) Mode: CONC Corr. Factor: 1.000000
User: admin Custom ID1: Custom ID2: Custom ID3:
Comment:

Elem	Se196	Tl1908	V_2924	Zn2062	B_2089	Mo2020
Line	196.090 {472}	190.856 {477}	292.402 {115}	206.200 {463}	208.959 {461}	202.030 {467}
IS Ref	(Y_2243)	(Y_2243)	(Y_3600)	(Y_2243)	(Y_2243)	(Y_2243)
Units	ppb	ppb	ppb	ppb	ppb	ppb
Avg	**-.8962**	**-.8921**	**2.217**	**14.80**	**43.89**	**.2867**
Stddev	.7209	2.958	.360	.43	1.51	.3430
%RSD	80.44	331.6	16.23	2.919	3.447	119.6
#1	-.5313	.6972	2.322	15.19	44.93	.0307
#2	-.4307	.9318	1.817	14.87	44.59	.6764
#3	-1.727	-4.305	2.513	14.34	42.16	.1530
Check ?	Chk Pass	Chk Pass	Chk Pass	Chk Pass	Chk Pass	Chk Pass
High Limit						
Low Limit						

Elem	Sn1899	Sr4077	Ti3349	Si2881
Line	189.989 {477}	407.771 { 83}	334.941 {101}	288.158 {117}
IS Ref	(Y_2243)	(Y_3710)	(Y_3600)	(Y_2243)
Units	ppb	ppb	ppb	ppb
Avg	**-.8582**	**200.5**	**20.31**	**3503.**
Stddev	.3355	3.8	.44	121.
%RSD	39.10	1.902	2.169	3.466
#1	-.5672	203.9	20.45	3567.
#2	-1.225	201.3	20.67	3579.
#3	-.7823	196.4	19.82	3363.
Check ?	Chk Pass	Chk Pass	Chk Pass	Chk Pass
High Limit				
Low Limit				

Int. Std.	Y_2243	Y_3600	Y_3710
Line	224.306 {450}	360.073 { 94}	371.030 { 91}
Units	Cts/S	Cts/S	Cts/S
Avg	**4093.8**	**26711.**	**9324.8**
Stddev	12.8	21.	69.3
%RSD	.31385	.07888	.74351
#1	4102.5	26732.	9364.7
#2	4079.1	26690.	9365.0
#3	4099.9	26712.	9244.8

Sample Name: 460-127106-d-1-a@2 Acquired: 1/24/2017 11:01:18 Type: Unk
Method: BC011117(v9) Mode: CONC Corr. Factor: 1.000000
User: admin Custom ID1: Custom ID2: Custom ID3:
Comment:

Elem	Al3961	As1890	Ag3280	Ba2335	Be3130	Ca3181
Line	396.152 { 85}	189.042 {478}	328.068 {103}	233.527 {445}	313.042 {108}	318.128 {106}
IS Ref	(Y_3710)	(Y_2243)	(Y_3600)	(Y_2243)	(Y_3710)	(Y_3600)
Units	ppb	ppb	ppb	ppb	ppb	ppb
Avg	**46.61**	**.0436**	**.1261**	**19.51**	**-.0509**	**32200.**
Stddev	14.34	1.013	.1925	.08	.0865	289.
%RSD	30.77	2322.	152.7	.3955	170.1	.8963
#1	48.85	1.149	.1437	19.60	-.0574	32500.
#2	31.28	-.1774	.3093	19.47	-.1339	32170.
#3	59.70	-.8408	-.0746	19.46	.0387	31920.
Check ?	Chk Pass	Chk Pass	Chk Pass	Chk Pass	Chk Pass	Chk Pass
High Limit						
Low Limit						

Elem	Cd2265	Co2286	Cr2677	Cu3247	Fe2714	K_7664
Line	226.502 {449}	228.616 {447}	267.716 {126}	324.754 {104}	271.441 {124}	766.490 { 44}
IS Ref	(Y_2243)	(Y_2243)	(Y_3600)	(Y_3600)	(Y_3600)	(Y_3710)
Units	ppb	ppb	ppb	ppb	ppb	ppb
Avg	**-.0092**	**.2459**	**24.02**	**1.433**	**165.8**	**9292.**
Stddev	.0696	.0641	.08	.396	4.8	33.
%RSD	754.1	26.07	.3354	27.61	2.909	.3502
#1	-.0298	.2155	23.93	1.377	169.6	9328.
#2	.0683	.3195	24.08	1.853	167.4	9282.
#3	-.0662	.2026	24.05	1.068	160.4	9265.
Check ?	Chk Pass	Chk Pass	Chk Pass	Chk Pass	Chk Pass	Chk Pass
High Limit						
Low Limit						

Elem	Mg2790	Mn2576	Na5895	Ni2316	Pb2203	Sb2068
Line	279.079 {121}	257.610 {131}	589.592 { 57}	231.604 {446}	220.353 {453}	206.833 {463}
IS Ref	(Y_3600)	(Y_3600)	(Y_3710)	(Y_2243)	(Y_2243)	(Y_2243)
Units	ppb	ppb	ppb	ppb	ppb	ppb
Avg	**7775.**	**10.37**	**124600.**	**1.290**	**-1.140**	**.3481**
Stddev	16.	.27	582.	.166	.490	.4555
%RSD	.2056	2.565	.4673	12.84	43.04	130.8
#1	7773.	10.66	125100.	1.304	-1.590	.1063
#2	7791.	10.30	124800.	1.448	-1.212	.8735
#3	7759.	10.14	124000.	1.118	-.6168	.0646
Check ?	Chk Pass	Chk Pass	Chk Pass	Chk Pass	Chk Pass	Chk Pass
High Limit						
Low Limit						

Sample Name: 460-127106-d-1-a@2 Acquired: 1/24/2017 11:01:18 Type: Unk
Method: BC011117(v9) Mode: CONC Corr. Factor: 1.000000
User: admin Custom ID1: Custom ID2: Custom ID3:
Comment:

Elem	Se196	Tl1908	V_2924	Zn2062	B_2089	Mo2020
Line	196.090 {472}	190.856 {477}	292.402 {115}	206.200 {463}	208.959 {461}	202.030 {467}
IS Ref	(Y_2243)	(Y_2243)	(Y_3600)	(Y_2243)	(Y_2243)	(Y_2243)
Units	ppb	ppb	ppb	ppb	ppb	ppb
Avg	**-.7235**	**3.141**	**1.026**	**1.344**	**48.72**	**3.224**
Stddev	6.022	2.081	.415	.084	.87	.189
%RSD	832.3	66.26	40.49	6.243	1.787	5.864
#1	-6.290	.9591	.5600	1.335	49.19	3.091
#2	-1.549	5.104	1.358	1.265	49.26	3.141
#3	5.668	3.360	1.160	1.432	47.72	3.440
Check ?	Chk Pass	Chk Pass	Chk Pass	Chk Pass	Chk Pass	Chk Pass
High Limit						
Low Limit						

Elem	Sn1899	Sr4077	Ti3349	Si2881
Line	189.989 {477}	407.771 { 83}	334.941 {101}	288.158 {117}
IS Ref	(Y_2243)	(Y_3710)	(Y_3600)	(Y_2243)
Units	ppb	ppb	ppb	ppb
Avg	**-.8071**	**407.9**	**3.164**	**1566.**
Stddev	.3083	1.5	.361	24.
%RSD	38.20	.3767	11.41	1.561
#1	-1.161	409.3	2.827	1592.
#2	-.6674	408.0	3.120	1543.
#3	-.5934	406.3	3.545	1563.
Check ?	Chk Pass	Chk Pass	Chk Pass	Chk Pass
High Limit				
Low Limit				

Int. Std.	Y_2243	Y_3600	Y_3710
Line	224.306 {450}	360.073 { 94}	371.030 { 91}
Units	Cts/S	Cts/S	Cts/S
Avg	**4092.8**	**26371.**	**9262.8**
Stddev	1.2	81.	105.6
%RSD	.02948	.30841	1.1400
#1	4093.0	26277.	9266.3
#2	4093.8	26417.	9155.5
#3	4091.4	26420.	9366.6

Sample Name: 460-127106-d-1-b ms Acquired: 1/24/2017 11:05:08 Type: Unk
Method: BC011117(v9) Mode: CONC Corr. Factor: 1.000000
User: admin Custom ID1: Custom ID2: Custom ID3:
Comment:

Elem	Al3961	As1890	Ag3280	Ba2335	Be3130	Ca3181
Line	396.152 { 85}	189.042 {478}	328.068 {103}	233.527 {445}	313.042 {108}	318.128 {106}
IS Ref	(Y_3710)	(Y_2243)	(Y_3600)	(Y_2243)	(Y_3710)	(Y_3600)
Units	ppb	ppb	ppb	ppb	ppb	ppb
Avg	**1045.**	**1019.**	**26.35**	**1058.**	**25.10**	**42190.**
Stddev	7.	5.	.25	1.	.19	209.
%RSD	.6727	.5047	.9444	.0930	.7491	.4945
#1	1038.	1014.	26.12	1059.	24.97	42430.
#2	1052.	1022.	26.33	1057.	25.31	42080.
#3	1046.	1023.	26.61	1057.	25.01	42050.
Check ?	Chk Pass	Chk Pass	Chk Pass	Chk Pass	Chk Pass	Chk Pass
High Limit						
Low Limit						

Elem	Cd2265	Co2286	Cr2677	Cu3247	Fe2714	K_7664
Line	226.502 {449}	228.616 {447}	267.716 {126}	324.754 {104}	271.441 {124}	766.490 { 44}
IS Ref	(Y_2243)	(Y_2243)	(Y_3600)	(Y_3600)	(Y_3600)	(Y_3710)
Units	ppb	ppb	ppb	ppb	ppb	ppb
Avg	**26.17**	**262.2**	**128.7**	**126.4**	**697.6**	**19230.**
Stddev	.20	.7	.9	1.1	4.7	139.
%RSD	.7626	.2786	.7108	.8523	.6747	.7206
#1	25.96	261.4	127.8	125.1	699.3	19310.
#2	26.18	262.8	129.6	127.0	701.2	19300.
#3	26.36	262.5	128.7	127.0	692.2	19070.
Check ?	Chk Pass	Chk Pass	Chk Pass	Chk Pass	Chk Pass	Chk Pass
High Limit						
Low Limit						

Elem	Mg2790	Mn2576	Na5895	Ni2316	Pb2203	Sb2068
Line	279.079 {121}	257.610 {131}	589.592 { 57}	231.604 {446}	220.353 {453}	206.833 {463}
IS Ref	(Y_3600)	(Y_3600)	(Y_3710)	(Y_2243)	(Y_2243)	(Y_2243)
Units	ppb	ppb	ppb	ppb	ppb	ppb
Avg	**17460.**	**281.7**	**134500.**	**267.1**	**260.1**	**253.3**
Stddev	146.	1.4	414.	1.8	2.3	1.3
%RSD	.8366	.4994	.3079	.6662	.8867	.5273
#1	17620.	280.1	134500.	265.9	258.1	253.2
#2	17400.	282.4	134900.	269.2	262.6	254.7
#3	17350.	282.6	134100.	266.3	259.7	252.1
Check ?	Chk Pass	Chk Pass	Chk Pass	Chk Pass	Chk Pass	Chk Pass
High Limit						
Low Limit						

Sample Name: 460-127106-d-1-b ms Acquired: 1/24/2017 11:05:08 Type: Unk
Method: BC011117(v9) Mode: CONC Corr. Factor: 1.000000
User: admin Custom ID1: Custom ID2: Custom ID3:
Comment:

Elem	Se196	Tl1908	V_2924	Zn2062	B_2089	Mo2020
Line	196.090 {472}	190.856 {477}	292.402 {115}	206.200 {463}	208.959 {461}	202.030 {467}
IS Ref	(Y_2243)	(Y_2243)	(Y_3600)	(Y_2243)	(Y_2243)	(Y_2243)
Units	ppb	ppb	ppb	ppb	ppb	ppb
Avg	**1019.**	**1032.**	**265.3**	**276.1**	**304.8**	**248.8**
Stddev	6.	7.	1.9	1.8	3.3	1.9
%RSD	.5604	.6467	.7280	.6463	1.093	.7649
#1	1017.	1031.	263.8	274.9	301.7	247.8
#2	1026.	1039.	264.7	278.1	308.3	251.0
#3	1015.	1025.	267.5	275.1	304.3	247.6
Check ?	Chk Pass	Chk Pass	Chk Pass	Chk Pass	Chk Pass	Chk Pass
High Limit						
Low Limit						

Elem	Sn1899	Sr4077	Ti3349	Si2881
Line	189.989 {477}	407.771 { 83}	334.941 {101}	288.158 {117}
IS Ref	(Y_2243)	(Y_3710)	(Y_3600)	(Y_2243)
Units	ppb	ppb	ppb	ppb
Avg	**254.6**	**664.3**	**258.2**	**1560.**
Stddev	.6	2.2	1.9	21.
%RSD	.2180	.3325	.7206	1.334
#1	254.4	664.6	256.1	1555.
#2	255.2	666.3	259.8	1583.
#3	254.2	661.9	258.6	1543.
Check ?	Chk Pass	Chk Pass	Chk Pass	Chk Pass
High Limit				
Low Limit				

Int. Std.	Y_2243	Y_3600	Y_3710
Line	224.306 {450}	360.073 { 94}	371.030 { 91}
Units	Cts/S	Cts/S	Cts/S
Avg	**4042.4**	**26192.**	**9029.0**
Stddev	7.4	125.	23.5
%RSD	.18247	.47907	.25991
#1	4041.7	26049.	9046.2
#2	4050.2	26244.	9038.4
#3	4035.5	26283.	9002.2

Sample Name: 460-127124-f-1-a@5 Acquired: 1/24/2017 11:08:49 Type: Unk
Method: BC011117(v9) Mode: CONC Corr. Factor: 1.000000
User: admin Custom ID1: Custom ID2: Custom ID3:
Comment:

Elem	Al3961	As1890	Ag3280	Ba2335	Be3130	Ca3181
Line	396.152 { 85}	189.042 {478}	328.068 {103}	233.527 {445}	313.042 {108}	318.128 {106}
IS Ref	(Y_3710)	(Y_2243)	(Y_3600)	(Y_2243)	(Y_3710)	(Y_3600)
Units	ppb	ppb	ppb	ppb	ppb	ppb
Avg	**168.8**	**3.743**	**-.2109**	**51.60**	**-.0448**	**47670.**
Stddev	17.4	1.441	.7829	.70	.1199	393.
%RSD	10.31	38.51	371.1	1.356	267.3	.8253
#1	185.0	4.926	.6730	51.97	-.0771	47990.
#2	170.9	4.165	-.8170	52.04	.0878	47790.
#3	150.4	2.138	-.4889	50.80	-.1453	47230.
Check ?	Chk Pass	Chk Pass	Chk Pass	Chk Pass	Chk Pass	Chk Pass
High Limit						
Low Limit						

Elem	Cd2265	Co2286	Cr2677	Cu3247	Fe2714	K_7664
Line	226.502 {449}	228.616 {447}	267.716 {126}	324.754 {104}	271.441 {124}	766.490 { 44}
IS Ref	(Y_2243)	(Y_2243)	(Y_3600)	(Y_3600)	(Y_3600)	(Y_3710)
Units	ppb	ppb	ppb	ppb	ppb	ppb
Avg	**.5454**	**.1087**	**1.716**	**8.322**	**1752.**	**7572.**
Stddev	.0344	.2568	.475	.687	14.	216.
%RSD	6.303	236.2	27.70	8.259	.8008	2.847
#1	.5612	.2776	2.251	7.571	1766.	7818.
#2	.5060	-.1868	1.553	8.920	1753.	7483.
#3	.5691	.2354	1.343	8.474	1738.	7416.
Check ?	Chk Pass	Chk Pass	Chk Pass	Chk Pass	Chk Pass	Chk Pass
High Limit						
Low Limit						

Elem	Mg2790	Mn2576	Na5895	Ni2316	Pb2203	Sb2068
Line	279.079 {121}	257.610 {131}	589.592 { 57}	231.604 {446}	220.353 {453}	206.833 {463}
IS Ref	(Y_3600)	(Y_3600)	(Y_3710)	(Y_2243)	(Y_2243)	(Y_2243)
Units	ppb	ppb	ppb	ppb	ppb	ppb
Avg	**8259.**	**125.6**	**183000.**	**2.154**	**2.426**	**1.313**
Stddev	52.	.9	2920.	.365	.763	2.045
%RSD	.6324	.7220	1.596	16.94	31.45	155.8
#1	8227.	125.7	185900.	1.771	3.057	3.665
#2	8319.	126.4	182900.	2.498	1.578	.3213
#3	8231.	124.6	180100.	2.192	2.643	-.0474
Check ?	Chk Pass	Chk Pass	Chk Pass	Chk Pass	Chk Pass	Chk Pass
High Limit						
Low Limit						

Sample Name: 460-127124-f-1-a@5 Acquired: 1/24/2017 11:08:49 Type: Unk
Method: BC011117(v9) Mode: CONC Corr. Factor: 1.000000
User: admin Custom ID1: Custom ID2: Custom ID3:
Comment:

Elem	Se196	Tl1908	V_2924	Zn2062	B_2089	Mo2020
Line	196.090 {472}	190.856 {477}	292.402 {115}	206.200 {463}	208.959 {461}	202.030 {467}
IS Ref	(Y_2243)	(Y_2243)	(Y_3600)	(Y_2243)	(Y_2243)	(Y_2243)
Units	ppb	ppb	ppb	ppb	ppb	ppb
Avg	**-2.189**	**-2.742**	**1.789**	**53.21**	**294.2**	**1.040**
Stddev	2.457	.792	.386	.20	3.6	.412
%RSD	112.3	28.90	21.54	.3766	1.236	39.59
#1	-4.210	-3.190	2.104	53.39	295.9	.5968
#2	.5463	-1.827	1.359	53.26	296.7	1.111
#3	-2.904	-3.209	1.905	52.99	290.0	1.410
Check ?	Chk Pass	Chk Pass	Chk Pass	Chk Pass	Chk Pass	Chk Pass
High Limit						
Low Limit						

Elem	Sn1899	Sr4077	Ti3349	Si2881
Line	189.989 {477}	407.771 { 83}	334.941 {101}	288.158 {117}
IS Ref	(Y_2243)	(Y_3710)	(Y_3600)	(Y_2243)
Units	ppb	ppb	ppb	ppb
Avg	**.0501**	**412.7**	**10.64**	**3021.**
Stddev	.4058	5.6	.14	83.
%RSD	809.7	1.356	1.295	2.763
#1	-.4093	418.9	10.54	3054.
#2	.3596	411.1	10.80	2927.
#3	.2000	408.1	10.59	3084.
Check ?	Chk Pass	Chk Pass	Chk Pass	Chk Pass
High Limit				
Low Limit				

Int. Std.	Y_2243	Y_3600	Y_3710
Line	224.306 {450}	360.073 { 94}	371.030 { 91}
Units	Cts/S	Cts/S	Cts/S
Avg	**4046.4**	**26238.**	**9310.5**
Stddev	19.1	139.	264.4
%RSD	.47106	.53032	2.8397
#1	4059.9	26393.	9276.3
#2	4054.6	26198.	9064.8
#3	4024.6	26123.	9590.3

Sample Name: 460-127124-f-2-a@5 Acquired: 1/24/2017 11:12:38 Type: Unk
Method: BC011117(v9) Mode: CONC Corr. Factor: 1.000000
User: admin Custom ID1: Custom ID2: Custom ID3:
Comment:

Elem	Al3961	As1890	Ag3280	Ba2335	Be3130	Ca3181
Line	396.152 { 85}	189.042 {478}	328.068 {103}	233.527 {445}	313.042 {108}	318.128 {106}
IS Ref	(Y_3710)	(Y_2243)	(Y_3600)	(Y_2243)	(Y_3710)	(Y_3600)
Units	ppb	ppb	ppb	ppb	ppb	ppb
Avg	**96.64**	**-.8211**	**.3067**	**44.88**	**-.0772**	**41300.**
Stddev	10.23	.9166	.3545	.19	.0730	246.
%RSD	10.58	111.6	115.6	.4139	94.46	.5960
#1	96.35	-.9278	.0118	44.93	-.1573	41020.
#2	86.56	.1441	.2083	45.04	-.0599	41490.
#3	107.0	-1.680	.7000	44.67	-.0145	41380.
Check ?	Chk Pass	Chk Pass	Chk Pass	Chk Pass	Chk Pass	Chk Pass
High Limit						
Low Limit						

Elem	Cd2265	Co2286	Cr2677	Cu3247	Fe2714	K_7664
Line	226.502 {449}	228.616 {447}	267.716 {126}	324.754 {104}	271.441 {124}	766.490 { 44}
IS Ref	(Y_2243)	(Y_2243)	(Y_3600)	(Y_3600)	(Y_3600)	(Y_3710)
Units	ppb	ppb	ppb	ppb	ppb	ppb
Avg	**.4103**	**.0594**	**1.192**	**7.598**	**2138.**	**6561.**
Stddev	.0125	.0629	.216	.259	17.	14.
%RSD	3.041	105.9	18.11	3.407	.8093	.2120
#1	.4086	.0197	1.059	7.382	2120.	6577.
#2	.4235	.0266	1.075	7.527	2155.	6550.
#3	.3987	.1319	1.441	7.885	2139.	6557.
Check ?	Chk Pass	Chk Pass	Chk Pass	Chk Pass	Chk Pass	Chk Pass
High Limit						
Low Limit						

Elem	Mg2790	Mn2576	Na5895	Ni2316	Pb2203	Sb2068
Line	279.079 {121}	257.610 {131}	589.592 { 57}	231.604 {446}	220.353 {453}	206.833 {463}
IS Ref	(Y_3600)	(Y_3600)	(Y_3710)	(Y_2243)	(Y_2243)	(Y_2243)
Units	ppb	ppb	ppb	ppb	ppb	ppb
Avg	**7202.**	**116.9**	**156300.**	**2.135**	**-.3242**	**1.462**
Stddev	95.	1.2	307.	.616	1.709	.706
%RSD	1.326	1.012	.1964	28.85	527.3	48.27
#1	7098.	115.6	156500.	2.644	1.567	2.259
#2	7285.	117.8	156400.	2.311	-.7806	1.211
#3	7222.	117.2	155900.	1.450	-1.759	.9164
Check ?	Chk Pass	Chk Pass	Chk Pass	Chk Pass	Chk Pass	Chk Pass
High Limit						
Low Limit						

Sample Name: 460-127124-f-2-a@5 Acquired: 1/24/2017 11:12:38 Type: Unk
Method: BC011117(v9) Mode: CONC Corr. Factor: 1.000000
User: admin Custom ID1: Custom ID2: Custom ID3:
Comment:

Elem	Se196	Tl1908	V_2924	Zn2062	B_2089	Mo2020
Line	196.090 {472}	190.856 {477}	292.402 {115}	206.200 {463}	208.959 {461}	202.030 {467}
IS Ref	(Y_2243)	(Y_2243)	(Y_3600)	(Y_2243)	(Y_2243)	(Y_2243)
Units	ppb	ppb	ppb	ppb	ppb	ppb
Avg	-.3713	.9259	.9857	60.81	246.4	.0850
Stddev	.8644	3.394	.3470	.43	.9	.2409
%RSD	232.8	366.6	35.20	.7042	.3648	283.2
#1	-.1371	-.7347	.5868	60.55	245.7	.3346
#2	-1.329	4.831	1.217	61.31	247.4	.0667
#3	.3520	-1.318	1.153	60.58	246.1	-.1461
Check ?	Chk Pass	Chk Pass	Chk Pass	Chk Pass	Chk Pass	Chk Pass
High Limit						
Low Limit						

Elem	Sn1899	Sr4077	Ti3349	Si2881
Line	189.989 {477}	407.771 { 83}	334.941 {101}	288.158 {117}
IS Ref	(Y_2243)	(Y_3710)	(Y_3600)	(Y_2243)
Units	ppb	ppb	ppb	ppb
Avg	.1515	344.2	8.964	2588.
Stddev	.0850	.9	.569	6.
%RSD	56.11	.2648	6.349	.2335
#1	.1228	345.0	9.105	2595.
#2	.2472	344.4	8.337	2583.
#3	.0846	343.2	9.449	2587.
Check ?	Chk Pass	Chk Pass	Chk Pass	Chk Pass
High Limit				
Low Limit				

Int. Std.	Y_2243	Y_3600	Y_3710
Line	224.306 {450}	360.073 { 94}	371.030 { 91}
Units	Cts/S	Cts/S	Cts/S
Avg	4047.1	26188.	9165.8
Stddev	7.6	195.	108.5
%RSD	.18887	.74323	1.1840
#1	4053.8	26399.	9285.3
#2	4038.7	26016.	9138.9
#3	4048.7	26150.	9073.3

Sample Name: pds 460-127059-e-1-a Acquired: 1/24/2017 11:16:25 Type: Unk
Method: BC011117(v9) Mode: CONC Corr. Factor: 1.000000
User: admin Custom ID1: Custom ID2: Custom ID3:
Comment:

Elem	Al3961	As1890	Ag3280	Ba2335	Be3130	Ca3181
Line	396.152 { 85}	189.042 {478}	328.068 {103}	233.527 {445}	313.042 {108}	318.128 {106}
IS Ref	(Y_3710)	(Y_2243)	(Y_3600)	(Y_2243)	(Y_3710)	(Y_3600)
Units	ppb	ppb	ppb	ppb	ppb	ppb
Avg	**2097.**	**2113.**	**54.38**	**2160.**	**51.65**	**70800.**
Stddev	19.	13.	.47	2.	.23	74.
%RSD	.9070	.6309	.8694	.0705	.4425	.1048
#1	2093.	2124.	54.25	2159.	51.73	70720.
#2	2079.	2117.	54.91	2160.	51.39	70870.
#3	2117.	2098.	53.99	2162.	51.83	70810.
Check ?	Chk Pass	Chk Pass	Chk Pass	Chk Pass	Chk Pass	Chk Pass
High Limit						
Low Limit						

Elem	Cd2265	Co2286	Cr2677	Cu3247	Fe2714	K_7664
Line	226.502 {449}	228.616 {447}	267.716 {126}	324.754 {104}	271.441 {124}	766.490 { 44}
IS Ref	(Y_2243)	(Y_2243)	(Y_3600)	(Y_3600)	(Y_3600)	(Y_3710)
Units	ppb	ppb	ppb	ppb	ppb	ppb
Avg	**53.55**	**529.1**	**216.0**	**265.6**	**1099.**	**24700.**
Stddev	.23	.8	1.3	.9	11.	98.
%RSD	.4225	.1437	.6015	.3546	.9812	.3949
#1	53.66	529.9	214.6	265.9	1094.	24620.
#2	53.70	529.0	217.0	266.3	1111.	24680.
#3	53.29	528.4	216.5	264.5	1091.	24810.
Check ?	Chk Pass	Chk Pass	Chk Pass	Chk Pass	Chk Pass	Chk Pass
High Limit						
Low Limit						

Elem	Mg2790	Mn2576	Na5895	Ni2316	Pb2203	Sb2068
Line	279.079 {121}	257.610 {131}	589.592 { 57}	231.604 {446}	220.353 {453}	206.833 {463}
IS Ref	(Y_3600)	(Y_3600)	(Y_3710)	(Y_2243)	(Y_2243)	(Y_2243)
Units	ppb	ppb	ppb	ppb	ppb	ppb
Avg	**25640.**	**1580.**	**125900.**	**534.9**	**529.7**	**513.7**
Stddev	73.	1.	384.	1.5	1.8	5.0
%RSD	.2837	.0722	.3054	.2742	.3445	.9667
#1	25570.	1580.	125800.	534.4	528.4	516.4
#2	25630.	1581.	125600.	533.7	531.7	516.8
#3	25710.	1579.	126300.	536.5	528.8	508.0
Check ?	Chk Pass	Chk Pass	Chk Pass	Chk Pass	Chk Pass	Chk Pass
High Limit						
Low Limit						

Sample Name: pds 460-127059-e-1-a Acquired: 1/24/2017 11:16:25 Type: Unk
Method: BC011117(v9) Mode: CONC Corr. Factor: 1.000000
User: admin Custom ID1: Custom ID2: Custom ID3:
Comment:

Elem	Se196	Tl1908	V_2924	Zn2062	B_2089	Mo2020
Line	196.090 {472}	190.856 {477}	292.402 {115}	206.200 {463}	208.959 {461}	202.030 {467}
IS Ref	(Y_2243)	(Y_2243)	(Y_3600)	(Y_2243)	(Y_2243)	(Y_2243)
Units	ppb	ppb	ppb	ppb	ppb	ppb
Avg	**2174.**	**2123.**	**541.8**	**565.7**	**593.2**	**501.3**
Stddev	4.	5.	3.0	.6	1.9	2.1
%RSD	.2043	.2395	.5535	.1070	.3277	.4192
#1	2179.	2118.	538.6	565.4	592.0	503.7
#2	2171.	2122.	542.3	566.4	592.2	500.6
#3	2171.	2128.	544.5	565.4	595.5	499.6
Check ?	Chk Pass	Chk Pass	Chk Pass	Chk Pass	Chk Pass	Chk Pass
High Limit						
Low Limit						

Elem	Sn1899	Sr4077	Ti3349	Si2881
Line	189.989 {477}	407.771 { 83}	334.941 {101}	288.158 {117}
IS Ref	(Y_2243)	(Y_3710)	(Y_3600)	(Y_2243)
Units	ppb	ppb	ppb	ppb
Avg	**519.7**	**714.4**	**515.3**	**10710.**
Stddev	1.1	1.9	.2	133.
%RSD	.2063	.2679	.0432	1.245
#1	518.6	713.3	515.3	10840.
#2	519.9	713.2	515.5	10710.
#3	520.7	716.6	515.1	10570.
Check ?	Chk Pass	Chk Pass	Chk Pass	Chk Pass
High Limit				
Low Limit				

Int. Std.	Y_2243	Y_3600	Y_3710
Line	224.306 {450}	360.073 { 94}	371.030 { 91}
Units	Cts/S	Cts/S	Cts/S
Avg	**4076.1**	**26382.**	**9235.8**
Stddev	17.9	234.	173.7
%RSD	.43905	.88799	1.8812
#1	4096.7	26652.	9415.6
#2	4064.7	26270.	9223.0
#3	4066.9	26225.	9068.9

Sample Name: 460-127059-e-1-c ms Acquired: 1/24/2017 11:19:59 Type: Unk
Method: BC011117(v9) Mode: CONC Corr. Factor: 1.000000
User: admin Custom ID1: Custom ID2: Custom ID3:
Comment:

Elem	Al3961	As1890	Ag3280	Ba2335	Be3130	Ca3181
Line	396.152 { 85}	189.042 {478}	328.068 {103}	233.527 {445}	313.042 {108}	318.128 {106}
IS Ref	(Y_3710)	(Y_2243)	(Y_3600)	(Y_2243)	(Y_3710)	(Y_3600)
Units	ppb	ppb	ppb	ppb	ppb	ppb
Avg	**2121.**	**2127.**	**56.06**	**2190.**	**52.30**	**72500.**
Stddev	6.	11.	.51	1.	.21	274.
%RSD	.2717	.5374	.9029	.0667	.4064	.3783
#1	2121.	2115.	56.29	2189.	52.06	72440.
#2	2127.	2128.	56.40	2192.	52.47	72800.
#3	2116.	2137.	55.48	2190.	52.35	72260.
Check ?	Chk Pass	Chk Pass	Chk Pass	Chk Pass	Chk Pass	Chk Pass
High Limit						
Low Limit						

Elem	Cd2265	Co2286	Cr2677	Cu3247	Fe2714	K_7664
Line	226.502 {449}	228.616 {447}	267.716 {126}	324.754 {104}	271.441 {124}	766.490 { 44}
IS Ref	(Y_2243)	(Y_2243)	(Y_3600)	(Y_3600)	(Y_3600)	(Y_3710)
Units	ppb	ppb	ppb	ppb	ppb	ppb
Avg	**54.30**	**535.2**	**217.0**	**269.3**	**1125.**	**25110.**
Stddev	.14	1.1	1.4	.6	7.	122.
%RSD	.2534	.2139	.6274	.2086	.5833	.4863
#1	54.45	534.7	217.8	268.7	1119.	24970.
#2	54.23	536.5	217.8	269.4	1123.	25210.
#3	54.20	534.4	215.5	269.8	1132.	25140.
Check ?	Chk Pass	Chk Pass	Chk Pass	Chk Pass	Chk Pass	Chk Pass
High Limit						
Low Limit						

Elem	Mg2790	Mn2576	Na5895	Ni2316	Pb2203	Sb2068
Line	279.079 {121}	257.610 {131}	589.592 { 57}	231.604 {446}	220.353 {453}	206.833 {463}
IS Ref	(Y_3600)	(Y_3600)	(Y_3710)	(Y_2243)	(Y_2243)	(Y_2243)
Units	ppb	ppb	ppb	ppb	ppb	ppb
Avg	**26080.**	**1616.**	**129400.**	**540.5**	**531.5**	**524.4**
Stddev	119.	3.	441.	2.1	1.3	1.1
%RSD	.4570	.2156	.3405	.3919	.2473	.2173
#1	26070.	1613.	128900.	541.9	533.0	523.1
#2	26210.	1620.	129700.	538.1	530.8	525.0
#3	25970.	1614.	129600.	541.5	530.8	525.1
Check ?	Chk Pass	Chk Pass	Chk Pass	Chk Pass	Chk Pass	Chk Pass
High Limit						
Low Limit						

Sample Name: 460-127059-e-1-c ms Acquired: 1/24/2017 11:19:59 Type: Unk
Method: BC011117(v9) Mode: CONC Corr. Factor: 1.000000
User: admin Custom ID1: Custom ID2: Custom ID3:
Comment:

Elem	Se196	Tl1908	V_2924	Zn2062	B_2089	Mo2020
Line	196.090 {472}	190.856 {477}	292.402 {115}	206.200 {463}	208.959 {461}	202.030 {467}
IS Ref	(Y_2243)	(Y_2243)	(Y_3600)	(Y_2243)	(Y_2243)	(Y_2243)
Units	ppb	ppb	ppb	ppb	ppb	ppb
Avg	**2196.**	**2137.**	**549.0**	**570.6**	**604.2**	**507.5**
Stddev	28.	1.	2.9	4.4	3.1	3.0
%RSD	1.289	.0521	.5213	.7677	.5161	.5874
#1	2164.	2136.	546.0	570.0	600.8	504.5
#2	2206.	2138.	549.2	575.3	604.7	507.7
#3	2218.	2137.	551.7	566.6	607.0	510.4
Check ?	Chk Pass	Chk Pass	Chk Pass	Chk Pass	Chk Pass	Chk Pass
High Limit						
Low Limit						

Elem	Sn1899	Sr4077	Ti3349	Si2881
Line	189.989 {477}	407.771 { 83}	334.941 {101}	288.158 {117}
IS Ref	(Y_2243)	(Y_3710)	(Y_3600)	(Y_2243)
Units	ppb	ppb	ppb	ppb
Avg	**524.3**	**726.2**	**521.1**	**10920.**
Stddev	.6	2.7	1.4	111.
%RSD	.1136	.3746	.2739	1.020
#1	524.2	723.3	520.8	11000.
#2	523.8	726.6	519.8	10790.
#3	524.9	728.7	522.7	10960.
Check ?	Chk Pass	Chk Pass	Chk Pass	Chk Pass
High Limit				
Low Limit				

Int. Std.	Y_2243	Y_3600	Y_3710
Line	224.306 {450}	360.073 { 94}	371.030 { 91}
Units	Cts/S	Cts/S	Cts/S
Avg	**4059.6**	**26144.**	**9110.7**
Stddev	.9	127.	80.3
%RSD	.02310	.48628	.88133
#1	4060.0	26230.	9109.5
#2	4058.6	25998.	9031.0
#3	4060.3	26204.	9191.6

Sample Name: 460-127059-e-1-b du Acquired: 1/24/2017 11:23:31 Type: Unk
Method: BC011117(v9) Mode: CONC Corr. Factor: 1.000000
User: admin Custom ID1: Custom ID2: Custom ID3:
Comment:

Elem	Al3961	As1890	Ag3280	Ba2335	Be3130	Ca3181
Line	396.152 { 85}	189.042 {478}	328.068 {103}	233.527 {445}	313.042 {108}	318.128 {106}
IS Ref	(Y_3710)	(Y_2243)	(Y_3600)	(Y_2243)	(Y_3710)	(Y_3600)
Units	ppb	ppb	ppb	ppb	ppb	ppb
Avg	**10.69**	**2.952**	**.1624**	**52.09**	**-.0961**	**50960.**
Stddev	14.51	2.114	.1021	.11	.0604	287.
%RSD	135.8	71.63	62.86	.2075	62.87	.5635
#1	6.300	2.431	.0516	52.07	-.0639	51270.
#2	-1.125	5.278	.2527	52.00	-.1658	50920.
#3	26.88	1.146	.1829	52.21	-.0586	50700.
Check ?	Chk Pass	Chk Pass	Chk Pass	Chk Pass	Chk Pass	Chk Pass
High Limit						
Low Limit						

Elem	Cd2265	Co2286	Cr2677	Cu3247	Fe2714	K_7664
Line	226.502 {449}	228.616 {447}	267.716 {126}	324.754 {104}	271.441 {124}	766.490 { 44}
IS Ref	(Y_2243)	(Y_2243)	(Y_3600)	(Y_3600)	(Y_3600)	(Y_3710)
Units	ppb	ppb	ppb	ppb	ppb	ppb
Avg	**.3964**	**2.079**	**-.4782**	**7.843**	**26.49**	**4270.**
Stddev	.0671	.115	.3338	.324	1.55	13.
%RSD	16.93	5.541	69.79	4.131	5.836	.3141
#1	.3189	2.114	-.1912	7.612	24.86	4265.
#2	.4350	2.173	-.3989	8.213	26.68	4260.
#3	.4353	1.951	-.8445	7.703	27.94	4286.
Check ?	Chk Pass	Chk Pass	Chk Pass	Chk Pass	Chk Pass	Chk Pass
High Limit						
Low Limit						

Elem	Mg2790	Mn2576	Na5895	Ni2316	Pb2203	Sb2068
Line	279.079 {121}	257.610 {131}	589.592 { 57}	231.604 {446}	220.353 {453}	206.833 {463}
IS Ref	(Y_3600)	(Y_3600)	(Y_3710)	(Y_2243)	(Y_2243)	(Y_2243)
Units	ppb	ppb	ppb	ppb	ppb	ppb
Avg	**5344.**	**1078.**	**108900.**	**2.851**	**-1.357**	**.2821**
Stddev	38.	4.	286.	.357	.880	.3657
%RSD	.7163	.3948	.2630	12.52	64.89	129.6
#1	5387.	1082.	108500.	3.031	-1.821	.0433
#2	5329.	1079.	109100.	2.440	-.3415	.7031
#3	5315.	1073.	109000.	3.082	-1.908	.0998
Check ?	Chk Pass	Chk Pass	Chk Pass	Chk Pass	Chk Pass	Chk Pass
High Limit						
Low Limit						

Sample Name: 460-127059-e-1-b du Acquired: 1/24/2017 11:23:31 Type: Unk
Method: BC011117(v9) Mode: CONC Corr. Factor: 1.000000
User: admin Custom ID1: Custom ID2: Custom ID3:
Comment:

Elem	Se196	Tl1908	V_2924	Zn2062	B_2089	Mo2020
Line	196.090 {472}	190.856 {477}	292.402 {115}	206.200 {463}	208.959 {461}	202.030 {467}
IS Ref	(Y_2243)	(Y_2243)	(Y_3600)	(Y_2243)	(Y_2243)	(Y_2243)
Units	ppb	ppb	ppb	ppb	ppb	ppb
Avg	**-1.902**	**2.351**	**1.432**	**15.51**	**66.75**	**1.808**
Stddev	4.562	1.917	.153	.05	.53	.531
%RSD	239.9	81.57	10.66	.3497	.7908	29.35
#1	.8224	1.126	1.406	15.48	67.22	1.240
#2	.6403	4.561	1.595	15.57	66.18	1.893
#3	-7.169	1.366	1.294	15.47	66.84	2.291
Check ?	Chk Pass	Chk Pass	Chk Pass	Chk Pass	Chk Pass	Chk Pass
High Limit						
Low Limit						

Elem	Sn1899	Sr4077	Ti3349	Si2881
Line	189.989 {477}	407.771 { 83}	334.941 {101}	288.158 {117}
IS Ref	(Y_2243)	(Y_3710)	(Y_3600)	(Y_2243)
Units	ppb	ppb	ppb	ppb
Avg	**-.3590**	**198.1**	**3.929**	**11100.**
Stddev	.1454	1.3	.145	145.
%RSD	40.49	.6352	3.682	1.309
#1	-.1943	196.6	3.771	10990.
#2	-.4135	198.6	3.963	11050.
#3	-.4694	198.9	4.055	11260.
Check ?	Chk Pass	Chk Pass	Chk Pass	Chk Pass
High Limit				
Low Limit				

Int. Std.	Y_2243	Y_3600	Y_3710
Line	224.306 {450}	360.073 { 94}	371.030 { 91}
Units	Cts/S	Cts/S	Cts/S
Avg	**4159.1**	**27095.**	**9481.1**
Stddev	15.1	74.	155.8
%RSD	.36298	.27461	1.6438
#1	4166.4	27019.	9326.5
#2	4141.8	27099.	9478.7
#3	4169.3	27167.	9638.1

Sample Name: 460-127059-e-1-a Acquired: 1/24/2017 11:27:19 Type: Unk
Method: BC011117(v9) Mode: CONC Corr. Factor: 1.000000
User: admin Custom ID1: Custom ID2: Custom ID3:
Comment:

Elem	Al3961	As1890	Ag3280	Ba2335	Be3130	Ca3181
Line	396.152 { 85}	189.042 {478}	328.068 {103}	233.527 {445}	313.042 {108}	318.128 {106}
IS Ref	(Y_3710)	(Y_2243)	(Y_3600)	(Y_2243)	(Y_3710)	(Y_3600)
Units	ppb	ppb	ppb	ppb	ppb	ppb
Avg	**23.38**	**3.125**	**.4309**	**51.69**	**.0028**	**50980.**
Stddev	7.90	1.777	.6066	.57	.1365	501.
%RSD	33.80	56.88	140.8	1.096	4833.	.9821
#1	15.41	1.145	-.1005	51.81	-.1286	51020.
#2	23.53	4.583	.3012	51.07	-.0068	50460.
#3	31.21	3.646	1.092	52.19	.1438	51460.
Check ?	Chk Pass	Chk Pass	Chk Pass	Chk Pass	Chk Pass	Chk Pass
High Limit						
Low Limit						

Elem	Cd2265	Co2286	Cr2677	Cu3247	Fe2714	K_7664
Line	226.502 {449}	228.616 {447}	267.716 {126}	324.754 {104}	271.441 {124}	766.490 { 44}
IS Ref	(Y_2243)	(Y_2243)	(Y_3600)	(Y_3600)	(Y_3600)	(Y_3710)
Units	ppb	ppb	ppb	ppb	ppb	ppb
Avg	**.4526**	**2.076**	**-.6430**	**8.391**	**20.41**	**4179.**
Stddev	.0396	.196	.4367	.344	5.04	51.
%RSD	8.750	9.446	67.91	4.101	24.70	1.219
#1	.4938	1.858	-.1412	8.124	16.42	4207.
#2	.4491	2.132	-.9366	8.270	18.73	4120.
#3	.4149	2.238	-.8513	8.779	26.07	4210.
Check ?	Chk Pass	Chk Pass	Chk Pass	Chk Pass	Chk Pass	Chk Pass
High Limit						
Low Limit						

Elem	Mg2790	Mn2576	Na5895	Ni2316	Pb2203	Sb2068
Line	279.079 {121}	257.610 {131}	589.592 { 57}	231.604 {446}	220.353 {453}	206.833 {463}
IS Ref	(Y_3600)	(Y_3600)	(Y_3710)	(Y_2243)	(Y_2243)	(Y_2243)
Units	ppb	ppb	ppb	ppb	ppb	ppb
Avg	**5334.**	**1076.**	**107100.**	**3.035**	**-1.680**	**.7465**
Stddev	47.	7.	107.	.278	1.076	1.398
%RSD	.8768	.6879	.0995	9.157	64.08	187.3
#1	5329.	1074.	107000.	2.939	-2.717	.4197
#2	5290.	1070.	107200.	3.348	-1.755	2.279
#3	5383.	1085.	107000.	2.818	-.5677	-.4596
Check ?	Chk Pass	Chk Pass	Chk Pass	Chk Pass	Chk Pass	Chk Pass
High Limit						
Low Limit						

Sample Name: 460-127059-e-1-a Acquired: 1/24/2017 11:27:19 Type: Unk
Method: BC011117(v9) Mode: CONC Corr. Factor: 1.000000
User: admin Custom ID1: Custom ID2: Custom ID3:
Comment:

Elem	Se196	Tl1908	V_2924	Zn2062	B_2089	Mo2020
Line	196.090 {472}	190.856 {477}	292.402 {115}	206.200 {463}	208.959 {461}	202.030 {467}
IS Ref	(Y_2243)	(Y_2243)	(Y_3600)	(Y_2243)	(Y_2243)	(Y_2243)
Units	ppb	ppb	ppb	ppb	ppb	ppb
Avg	**-2.902**	**4.956**	**.7909**	**14.76**	**65.42**	**1.045**
Stddev	3.626	.715	.1124	.04	.24	.137
%RSD	125.0	14.42	14.22	.2661	.3692	13.10
#1	1.208	5.076	.7373	14.79	65.37	1.157
#2	-5.649	4.188	.9201	14.72	65.69	1.086
#3	-4.265	5.602	.7153	14.78	65.22	.8925
Check ?	Chk Pass	Chk Pass	Chk Pass	Chk Pass	Chk Pass	Chk Pass
High Limit						
Low Limit						

Elem	Sn1899	Sr4077	Ti3349	Si2881
Line	189.989 {477}	407.771 { 83}	334.941 {101}	288.158 {117}
IS Ref	(Y_2243)	(Y_3710)	(Y_3600)	(Y_2243)
Units	ppb	ppb	ppb	ppb
Avg	**-.4614**	**194.3**	**3.948**	**10930.**
Stddev	.6931	.4	.039	132.
%RSD	150.2	.2051	.9848	1.212
#1	-1.065	194.7	3.928	10840.
#2	-.6147	194.4	3.923	11080.
#3	.2954	193.9	3.993	10850.
Check ?	Chk Pass	Chk Pass	Chk Pass	Chk Pass
High Limit				
Low Limit				

Int. Std.	Y_2243	Y_3600	Y_3710
Line	224.306 {450}	360.073 { 94}	371.030 { 91}
Units	Cts/S	Cts/S	Cts/S
Avg	**4104.3**	**26367.**	**9275.9**
Stddev	19.8	367.	152.6
%RSD	.48361	1.3934	1.6454
#1	4117.8	26367.	9255.9
#2	4113.7	26734.	9437.6
#3	4081.5	25999.	9134.3

Sample Name: sd 460-127059-e-1-a Acquired: 1/24/2017 11:31:07 Type: Unk
Method: BC011117(v9) Mode: CONC Corr. Factor: 1.000000
User: admin Custom ID1: Custom ID2: Custom ID3:
Comment:

Elem	Al3961	As1890	Ag3280	Ba2335	Be3130	Ca3181
Line	396.152 { 85}	189.042 {478}	328.068 {103}	233.527 {445}	313.042 {108}	318.128 {106}
IS Ref	(Y_3710)	(Y_2243)	(Y_3600)	(Y_2243)	(Y_3710)	(Y_3600)
Units	ppb	ppb	ppb	ppb	ppb	ppb
Avg	**.7058**	**.8474**	**.0867**	**9.913**	**-.0051**	**9815.**
Stddev	5.792	1.331	.3775	.157	.1082	41.
%RSD	820.7	157.0	435.5	1.587	2132.	.4144
#1	-4.457	-.4029	.2158	9.739	.1052	9856.
#2	6.969	2.246	-.3385	9.956	-.1111	9774.
#3	-.3953	.6994	.3827	10.04	-.0093	9814.
Check ?	Chk Pass	Chk Pass	Chk Pass	Chk Pass	Chk Pass	Chk Pass
High Limit						
Low Limit						

Elem	Cd2265	Co2286	Cr2677	Cu3247	Fe2714	K_7664
Line	226.502 {449}	228.616 {447}	267.716 {126}	324.754 {104}	271.441 {124}	766.490 { 44}
IS Ref	(Y_2243)	(Y_2243)	(Y_3600)	(Y_3600)	(Y_3600)	(Y_3710)
Units	ppb	ppb	ppb	ppb	ppb	ppb
Avg	**.1002**	**.3691**	**-.3890**	**2.031**	**-1.388**	**702.9**
Stddev	.0232	.0636	.1944	.300	4.746	6.8
%RSD	23.16	17.22	49.97	14.77	342.0	.9738
#1	.1212	.3883	-.5795	2.377	-5.220	710.7
#2	.0753	.2981	-.3966	1.871	-2.864	700.6
#3	.1042	.4208	-.1909	1.845	3.921	697.6
Check ?	Chk Pass	Chk Pass	Chk Pass	Chk Pass	Chk Pass	Chk Pass
High Limit						
Low Limit						

Elem	Mg2790	Mn2576	Na5895	Ni2316	Pb2203	Sb2068
Line	279.079 {121}	257.610 {131}	589.592 { 57}	231.604 {446}	220.353 {453}	206.833 {463}
IS Ref	(Y_3600)	(Y_3600)	(Y_3710)	(Y_2243)	(Y_2243)	(Y_2243)
Units	ppb	ppb	ppb	ppb	ppb	ppb
Avg	**1018.**	**213.2**	**19760.**	**.8569**	**-1.639**	**1.044**
Stddev	10.	.1	142.	.4555	.830	3.072
%RSD	.9379	.0312	.7178	53.16	50.61	294.3
#1	1029.	213.3	19910.	1.104	-.6828	2.615
#2	1011.	213.2	19750.	1.136	-2.071	3.012
#3	1015.	213.2	19630.	.3312	-2.164	-2.496
Check ?	Chk Pass	Chk Pass	Chk Pass	Chk Pass	Chk Pass	Chk Pass
High Limit						
Low Limit						

Sample Name: sd 460-127059-e-1-a Acquired: 1/24/2017 11:31:07 Type: Unk
Method: BC011117(v9) Mode: CONC Corr. Factor: 1.000000
User: admin Custom ID1: Custom ID2: Custom ID3:
Comment:

Elem	Se196	Tl1908	V_2924	Zn2062	B_2089	Mo2020
Line	196.090 {472}	190.856 {477}	292.402 {115}	206.200 {463}	208.959 {461}	202.030 {467}
IS Ref	(Y_2243)	(Y_2243)	(Y_3600)	(Y_2243)	(Y_2243)	(Y_2243)
Units	ppb	ppb	ppb	ppb	ppb	ppb
Avg	**-1.818**	**-.7865**	**.0956**	**3.604**	**12.04**	**.0132**
Stddev	.974	1.607	.2570	.019	.36	.1277
%RSD	53.56	204.3	268.8	.5240	2.953	969.4
#1	-2.814	-2.486	-.1976	3.609	12.43	.0014
#2	-.8680	.7077	.2815	3.620	11.73	-.1082
#3	-1.772	-.5814	.2029	3.583	11.96	.1464
Check ?	Chk Pass	Chk Pass	Chk Pass	Chk Pass	Chk Pass	Chk Pass
High Limit						
Low Limit						

Elem	Sn1899	Sr4077	Ti3349	Si2881
Line	189.989 {477}	407.771 { 83}	334.941 {101}	288.158 {117}
IS Ref	(Y_2243)	(Y_3710)	(Y_3600)	(Y_2243)
Units	ppb	ppb	ppb	ppb
Avg	**.0012**	**38.14**	**1.340**	**2028.**
Stddev	.6863	.32	.111	25.
%RSD	55560.	.8284	8.287	1.256
#1	-.7910	38.45	1.335	2056.
#2	.3801	38.16	1.232	2020.
#3	.4146	37.82	1.454	2007.
Check ?	Chk Pass	Chk Pass	Chk Pass	Chk Pass
High Limit				
Low Limit				

Int. Std.	Y_2243	Y_3600	Y_3710
Line	224.306 {450}	360.073 { 94}	371.030 { 91}
Units	Cts/S	Cts/S	Cts/S
Avg	**4200.2**	**27264.**	**9354.3**
Stddev	10.3	110.	75.2
%RSD	.24529	.40521	.80399
#1	4188.6	27173.	9341.4
#2	4208.2	27387.	9435.1
#3	4203.8	27232.	9286.4

Sample Name: CCV Acquired: 1/24/2017 11:34:59 Type: QC
Method: BC011117(v9) Mode: CONC Corr. Factor: 1.000000
User: admin Custom ID1: Custom ID2: Custom ID3:
Comment:

Elem	Al3961	As1890	Ag3280	Ba2335	Be3130	Ca3181
Line	396.152 { 85}	189.042 {478}	328.068 {103}	233.527 {445}	313.042 {108}	318.128 {106}
IS Ref	(Y_3710)	(Y_2243)	(Y_3600)	(Y_2243)	(Y_3710)	(Y_3600)
Units	ppb	ppb	ppb	ppb	ppb	ppb
Avg	**121200.**	**2417.**	**1265.**	**9916.**	**964.1**	**123000.**
Stddev	465.	9.	5.	11.	3.3	747.
%RSD	.3841	.3573	.3897	.1159	.3395	.6076
#1	120600.	2407.	1268.	9927.	960.4	123600.
#2	121400.	2422.	1268.	9904.	966.4	123100.
#3	121400.	2422.	1259.	9916.	965.6	122200.
Check ?	Chk Pass	Chk Pass	Chk Pass	Chk Pass	Chk Pass	Chk Pass
Value						
Range						

Elem	Cd2265	Co2286	Cr2677	Cu3247	Fe2714	K_7664
Line	226.502 {449}	228.616 {447}	267.716 {126}	324.754 {104}	271.441 {124}	766.490 { 44}
IS Ref	(Y_2243)	(Y_2243)	(Y_3600)	(Y_3600)	(Y_3600)	(Y_3710)
Units	ppb	ppb	ppb	ppb	ppb	ppb
Avg	**1233.**	**2445.**	**4956.**	**12230.**	**97590.**	**48870.**
Stddev	3.	4.	20.	17.	361.	178.
%RSD	.2175	.1558	.4045	.1400	.3697	.3651
#1	1236.	2450.	4975.	12250.	97920.	48670.
#2	1232.	2443.	4959.	12210.	97640.	48950.
#3	1232.	2443.	4935.	12230.	97200.	49000.
Check ?	Chk Pass	Chk Pass	Chk Pass	Chk Pass	Chk Pass	Chk Pass
Value						
Range						

Elem	Mg2790	Mn2576	Na5895	Ni2316	Pb2203	Sb2068
Line	279.079 {121}	257.610 {131}	589.592 { 57}	231.604 {446}	220.353 {453}	206.833 {463}
IS Ref	(Y_3600)	(Y_3600)	(Y_3710)	(Y_2243)	(Y_2243)	(Y_2243)
Units	ppb	ppb	ppb	ppb	ppb	ppb
Avg	**122500.**	**5039.**	**125300.**	**2465.**	**7321.**	**966.4**
Stddev	737.	24.	344.	3.	18.	11.3
%RSD	.6018	.4779	.2747	.1177	.2447	1.164
#1	123200.	5063.	124900.	2468.	7341.	963.9
#2	122700.	5040.	125500.	2464.	7315.	956.6
#3	121700.	5015.	125500.	2463.	7307.	978.6
Check ?	Chk Pass	Chk Pass	Chk Pass	Chk Pass	Chk Pass	Chk Pass
Value						
Range						

Sample Name: CCV Acquired: 1/24/2017 11:34:59 Type: QC
Method: BC011117(v9) Mode: CONC Corr. Factor: 1.000000
User: admin Custom ID1: Custom ID2: Custom ID3:
Comment:

Elem	Se196	Tl1908	V_2924	Zn2062	B_2089	Mo2020
Line	196.090 {472}	190.856 {477}	292.402 {115}	206.200 {463}	208.959 {461}	202.030 {467}
IS Ref	(Y_2243)	(Y_2243)	(Y_3600)	(Y_2243)	(Y_2243)	(Y_2243)
Units	ppb	ppb	ppb	ppb	ppb	ppb
Avg	**2420.**	**2458.**	**2486.**	**2466.**	**976.5**	**2401.**
Stddev	23.	13.	10.	14.	11.9	4.
%RSD	.9476	.5416	.4068	.5667	1.217	.1587
#1	2402.	2455.	2497.	2482.	966.8	2405.
#2	2412.	2446.	2483.	2464.	972.8	2399.
#3	2446.	2472.	2478.	2454.	989.8	2398.
Check ?	Chk Pass	Chk Pass	Chk Pass	Chk Pass	Chk Pass	Chk Pass
Value						
Range						

Elem	Sn1899	Sr4077	Ti3349	Si2881
Line	189.989 {477}	407.771 { 83}	334.941 {101}	288.158 {117}
IS Ref	(Y_2243)	(Y_3710)	(Y_3600)	(Y_2243)
Units	ppb	ppb	ppb	ppb
Avg	**965.6**	**4977.**	**9955.**	**8969.**
Stddev	4.2	24.	16.	79.
%RSD	.4345	.4756	.1596	.8801
#1	963.4	4950.	9972.	8966.
#2	963.1	4985.	9942.	8891.
#3	970.5	4995.	9949.	9049.
Check ?	Chk Pass	Chk Pass	Chk Pass	None
Value				
Range				

Int. Std.	Y_2243	Y_3600	Y_3710
Line	224.306 {450}	360.073 { 94}	371.030 { 91}
Units	Cts/S	Cts/S	Cts/S
Avg	**3871.3**	**25378.**	**8984.8**
Stddev	23.7	279.	135.7
%RSD	.61324	1.0980	1.5099
#1	3844.1	25121.	8999.7
#2	3881.6	25338.	8842.3
#3	3888.1	25674.	9112.4

Sample Name: CCB Acquired: 1/24/2017 11:38:28 Type: QC
Method: BC011117(v9) Mode: CONC Corr. Factor: 1.000000
User: admin Custom ID1: Custom ID2: Custom ID3:
Comment:

Elem	Al3961	As1890	Ag3280	Ba2335	Be3130	Ca3181
Line	396.152 { 85}	189.042 {478}	328.068 {103}	233.527 {445}	313.042 {108}	318.128 {106}
IS Ref	(Y_3710)	(Y_2243)	(Y_3600)	(Y_2243)	(Y_3710)	(Y_3600)
Units	ppb	ppb	ppb	ppb	ppb	ppb
Avg	**28.52**	**1.450**	**.2065**	**.5990**	**.1900**	**16.44**
Stddev	41.25	1.127	.2324	.2606	.3520	8.93
%RSD	144.6	77.72	112.6	43.50	185.3	54.30
#1	74.46	2.465	.0380	.8693	.5964	24.92
#2	16.45	1.648	.4716	.5785	-.0093	17.28
#3	-5.343	.2373	.1097	.3494	-.0172	7.124
Check ?	Chk Pass	Chk Pass	Chk Pass	Chk Pass	Chk Pass	Chk Pass
High Limit						
Low Limit						

Elem	Cd2265	Co2286	Cr2677	Cu3247	Fe2714	K_7664
Line	226.502 {449}	228.616 {447}	267.716 {126}	324.754 {104}	271.441 {124}	766.490 { 44}
IS Ref	(Y_2243)	(Y_2243)	(Y_3600)	(Y_3600)	(Y_3600)	(Y_3710)
Units	ppb	ppb	ppb	ppb	ppb	ppb
Avg	**.0525**	**.1339**	**.0987**	**1.406**	**7.212**	**32.62**
Stddev	.0344	.2811	.5232	.258	5.748	51.62
%RSD	65.56	210.0	530.0	18.36	79.70	158.2
#1	.0242	.0911	.6984	1.197	6.314	79.79
#2	.0425	-.1234	-.2645	1.327	1.967	40.59
#3	.0908	.4340	-.1378	1.695	13.36	-22.52
Check ?	Chk Pass	Chk Pass	Chk Pass	Chk Pass	Chk Pass	Chk Pass
High Limit						
Low Limit						

Elem	Mg2790	Mn2576	Na5895	Ni2316	Pb2203	Sb2068
Line	279.079 {121}	257.610 {131}	589.592 { 57}	231.604 {446}	220.353 {453}	206.833 {463}
IS Ref	(Y_3600)	(Y_3600)	(Y_3710)	(Y_2243)	(Y_2243)	(Y_2243)
Units	ppb	ppb	ppb	ppb	ppb	ppb
Avg	**4.278**	**.3698**	**12.32**	**.4189**	**-.6222**	**-.5052**
Stddev	8.301	.2237	28.11	.2833	2.073	.7333
%RSD	194.0	60.50	228.2	67.63	333.2	145.2
#1	13.61	.5863	42.20	.1842	-.9814	-1.136
#2	1.517	.3836	-13.60	.3389	1.607	-.6793
#3	-2.290	.1395	8.356	.7336	-2.492	.2995
Check ?	Chk Pass	Chk Pass	Chk Pass	Chk Pass	Chk Pass	Chk Pass
High Limit						
Low Limit						

Sample Name: CCB Acquired: 1/24/2017 11:38:28 Type: QC
Method: BC011117(v9) Mode: CONC Corr. Factor: 1.000000
User: admin Custom ID1: Custom ID2: Custom ID3:
Comment:

Elem	Se196	Tl1908	V_2924	Zn2062	B_2089	Mo2020
Line	196.090 {472}	190.856 {477}	292.402 {115}	206.200 {463}	208.959 {461}	202.030 {467}
IS Ref	(Y_2243)	(Y_2243)	(Y_3600)	(Y_2243)	(Y_2243)	(Y_2243)
Units	ppb	ppb	ppb	ppb	ppb	ppb
Avg	**-2.225**	**.4913**	**.2484**	**.9809**	**.5859**	**2.702**
Stddev	1.793	.2869	.1831	.1625	.7065	.893
%RSD	80.60	58.40	73.73	16.56	120.6	33.04
#1	-1.238	.6516	.3338	1.108	1.375	1.806
#2	-4.294	.6622	.3732	.7980	.0123	2.709
#3	-1.141	.1601	.0382	1.037	.3703	3.591
Check ?	Chk Pass	Chk Pass	Chk Pass	Chk Pass	Chk Pass	Chk Pass
High Limit						
Low Limit						

Elem	Sn1899	Sr4077	Ti3349	Si2881
Line	189.989 {477}	407.771 { 83}	334.941 {101}	288.158 {117}
IS Ref	(Y_2243)	(Y_3710)	(Y_3600)	(Y_2243)
Units	ppb	ppb	ppb	ppb
Avg	**-.2736**	**1.215**	**1.001**	**1.092**
Stddev	.3490	1.759	.315	19.67
%RSD	127.6	144.8	31.47	1801.
#1	-.6027	3.245	.8323	-19.47
#2	.0925	.2707	.8064	19.74
#3	-.3106	.1298	1.365	3.007
Check ?	Chk Pass	Chk Pass	Chk Pass	None
High Limit				
Low Limit				

Int. Std.	Y_2243	Y_3600	Y_3710
Line	224.306 {450}	360.073 { 94}	371.030 { 91}
Units	Cts/S	Cts/S	Cts/S
Avg	**4188.8**	**27401.**	**9366.7**
Stddev	7.7	216.	72.8
%RSD	.18477	.78990	.77702
#1	4179.9	27646.	9407.0
#2	4192.5	27323.	9282.6
#3	4194.0	27235.	9410.3

Sample Name: CCVL Acquired: 1/24/2017 11:42:21 Type: QC
Method: BC011117(v9) Mode: CONC Corr. Factor: 1.000000
User: admin Custom ID1: Custom ID2: Custom ID3:
Comment:

Elem	Al3961	As1890	Ag3280	Ba2335	Be3130	Ca3181
Line	396.152 { 85}	189.042 {478}	328.068 {103}	233.527 {445}	313.042 {108}	318.128 {106}
IS Ref	(Y_3710)	(Y_2243)	(Y_3600)	(Y_2243)	(Y_3710)	(Y_3600)
Units	ppb	ppb	ppb	ppb	ppb	ppb
Avg	**191.9**	**16.83**	**10.84**	**203.1**	**1.914**	**4968.**
Stddev	17.2	1.76	.83	.7	.108	42.
%RSD	8.949	10.47	7.622	.3454	5.632	.8368
#1	172.1	18.86	10.07	202.3	2.022	4944.
#2	201.9	15.93	11.71	203.3	1.807	4944.
#3	201.8	15.69	10.73	203.7	1.914	5016.
Check ?	Chk Pass	Chk Pass	Chk Pass	Chk Pass	Chk Pass	Chk Pass
Value						
Range						

Elem	Cd2265	Co2286	Cr2677	Cu3247	Fe2714	K_7664
Line	226.502 {449}	228.616 {447}	267.716 {126}	324.754 {104}	271.441 {124}	766.490 { 44}
IS Ref	(Y_2243)	(Y_2243)	(Y_3600)	(Y_3600)	(Y_3600)	(Y_3710)
Units	ppb	ppb	ppb	ppb	ppb	ppb
Avg	**4.026**	**50.59**	**9.816**	**25.01**	**154.7**	**4561.**
Stddev	.127	.48	.615	.26	14.0	58.
%RSD	3.142	.9464	6.270	1.023	9.041	1.271
#1	4.052	50.09	9.128	24.78	142.0	4514.
#2	3.889	50.63	10.00	25.28	152.4	4542.
#3	4.138	51.05	10.32	24.97	169.7	4625.
Check ?	Chk Pass	Chk Pass	Chk Pass	Chk Pass	Chk Pass	Chk Pass
Value						
Range						

Elem	Mg2790	Mn2576	Na5895	Ni2316	Pb2203	Sb2068
Line	279.079 {121}	257.610 {131}	589.592 { 57}	231.604 {446}	220.353 {453}	206.833 {463}
IS Ref	(Y_3600)	(Y_3600)	(Y_3710)	(Y_2243)	(Y_2243)	(Y_2243)
Units	ppb	ppb	ppb	ppb	ppb	ppb
Avg	**4757.**	**15.89**	**4486.**	**41.18**	**10.01**	**17.59**
Stddev	35.	.11	37.	.34	1.81	1.06
%RSD	.7352	.6634	.8280	.8367	18.05	6.056
#1	4721.	15.81	4487.	41.28	11.60	16.38
#2	4760.	15.84	4448.	40.79	10.38	18.04
#3	4791.	16.01	4522.	41.46	8.045	18.36
Check ?	Chk Pass	Chk Pass	Chk Pass	Chk Pass	Chk Pass	Chk Pass
Value						
Range						

Sample Name: CCVL Acquired: 1/24/2017 11:42:21 Type: QC
Method: BC011117(v9) Mode: CONC Corr. Factor: 1.000000
User: admin Custom ID1: Custom ID2: Custom ID3:
Comment:

Elem	Se196	Tl1908	V_2924	Zn2062	B_2089	Mo2020
Line	196.090 {472}	190.856 {477}	292.402 {115}	206.200 {463}	208.959 {461}	202.030 {467}
IS Ref	(Y_2243)	(Y_2243)	(Y_3600)	(Y_2243)	(Y_2243)	(Y_2243)
Units	ppb	ppb	ppb	ppb	ppb	ppb
Avg	**18.14**	**20.81**	**50.24**	**30.88**	**47.25**	**19.30**
Stddev	.86	2.58	.16	.22	1.21	.04
%RSD	4.759	12.41	.3169	.6985	2.572	.1940
#1	17.28	17.85	50.39	30.84	48.60	19.28
#2	19.01	22.62	50.27	30.68	46.91	19.28
#3	18.14	21.96	50.07	31.11	46.24	19.34
Check ?	Chk Pass	Chk Pass	Chk Pass	Chk Pass	Chk Pass	Chk Pass
Value						
Range						

Elem	Sn1899	Sr4077	Ti3349	Si2881
Line	189.989 {477}	407.771 { 83}	334.941 {101}	288.158 {117}
IS Ref	(Y_2243)	(Y_3710)	(Y_3600)	(Y_2243)
Units	ppb	ppb	ppb	ppb
Avg	**46.46**	**19.52**	**20.08**	F **-11.68**
Stddev	.78	.34	.29	15.99
%RSD	1.688	1.728	1.447	136.9
#1	47.35	19.41	19.77	-21.94
#2	46.16	19.25	20.34	-19.83
#3	45.87	19.90	20.12	6.743
Check ?	Chk Pass	Chk Pass	Chk Pass	Chk Fail
Value				200.0
Range				-30.50%

Int. Std.	Y_2243	Y_3600	Y_3710
Line	224.306 {450}	360.073 { 94}	371.030 { 91}
Units	Cts/S	Cts/S	Cts/S
Avg	**4153.5**	**27007.**	**9182.4**
Stddev	9.1	206.	119.9
%RSD	.21879	.76397	1.3054
#1	4149.6	27029.	9269.2
#2	4163.9	27202.	9232.3
#3	4147.1	26791.	9045.6

Sample Name: mb 460-415939/1-a Acquired: 1/24/2017 11:46:10 Type: QC
Method: BC011117(v9) Mode: CONC Corr. Factor: 1.000000
User: admin Custom ID1: Custom ID2: Custom ID3:
Comment:

Elem	Al3961	As1890	Ag3280	Ba2335	Be3130	Ca3181
Line	396.152 { 85}	189.042 {478}	328.068 {103}	233.527 {445}	313.042 {108}	318.128 {106}
IS Ref	(Y_3710)	(Y_2243)	(Y_3600)	(Y_2243)	(Y_3710)	(Y_3600)
Units	ppb	ppb	ppb	ppb	ppb	ppb
Avg	**-6.186**	**.3906**	**.6799**	**.0404**	**-.0721**	**5.212**
Stddev	8.641	1.045	.3585	.0971	.0894	3.168
%RSD	139.7	267.6	52.72	240.4	124.0	60.79
#1	3.469	-.3318	.9825	.1200	-.0444	2.938
#2	-13.19	1.589	.2840	.0691	.0002	3.867
#3	-8.834	-.0855	.7733	-.0678	-.1720	8.831
Check ?	Chk Pass	Chk Pass	Chk Pass	Chk Pass	Chk Pass	Chk Pass
High Limit						
Low Limit						

Elem	Cd2265	Co2286	Cr2677	Cu3247	Fe2714	K_7664
Line	226.502 {449}	228.616 {447}	267.716 {126}	324.754 {104}	271.441 {124}	766.490 { 44}
IS Ref	(Y_2243)	(Y_2243)	(Y_3600)	(Y_3600)	(Y_3600)	(Y_3710)
Units	ppb	ppb	ppb	ppb	ppb	ppb
Avg	**.0180**	**.1845**	**-.4117**	**1.078**	**-7.591**	**3.332**
Stddev	.0736	.1582	.5746	.209	4.468	13.33
%RSD	409.4	85.71	139.6	19.41	58.86	400.0
#1	.0370	.2903	-.0603	.8367	-6.774	-10.06
#2	-.0633	.2605	-.1001	1.212	-12.41	3.462
#3	.0802	.0027	-1.075	1.184	-3.588	16.60
Check ?	Chk Pass	Chk Pass	Chk Pass	Chk Pass	Chk Pass	Chk Pass
High Limit						
Low Limit						

Elem	Mg2790	Mn2576	Na5895	Ni2316	Pb2203	Sb2068
Line	279.079 {121}	257.610 {131}	589.592 { 57}	231.604 {446}	220.353 {453}	206.833 {463}
IS Ref	(Y_3600)	(Y_3600)	(Y_3710)	(Y_2243)	(Y_2243)	(Y_2243)
Units	ppb	ppb	ppb	ppb	ppb	ppb
Avg	**.4215**	**.0421**	**-11.08**	**.2697**	**-1.313**	**.4338**
Stddev	3.692	.0252	22.20	.2532	1.772	1.512
%RSD	875.9	59.82	200.3	93.85	134.9	348.6
#1	-2.727	.0695	-15.43	-.0197	-3.356	-.8406
#2	4.485	.0368	12.97	.4502	-.1852	.0373
#3	-.4943	.0200	-30.78	.3786	-.3986	2.105
Check ?	Chk Pass	Chk Pass	Chk Pass	Chk Pass	Chk Pass	Chk Pass
High Limit						
Low Limit						

Sample Name: mb 460-415939/1-a Acquired: 1/24/2017 11:46:10 Type: QC
Method: BC011117(v9) Mode: CONC Corr. Factor: 1.000000
User: admin Custom ID1: Custom ID2: Custom ID3:
Comment:

Elem	Se196	Tl1908	V_2924	Zn2062	B_2089	Mo2020
Line	196.090 {472}	190.856 {477}	292.402 {115}	206.200 {463}	208.959 {461}	202.030 {467}
IS Ref	(Y_2243)	(Y_2243)	(Y_3600)	(Y_2243)	(Y_2243)	(Y_2243)
Units	ppb	ppb	ppb	ppb	ppb	ppb
Avg	**-2.542**	**-1.397**	**-.2826**	**.0000**	**.0807**	**.1738**
Stddev	1.779	3.626	.4297	.1121	.2723	.0789
%RSD	69.99	259.6	152.0	1157000.	337.5	45.41
#1	-4.560	2.713	-.3927	.0293	-.2187	.0834
#2	-1.872	-4.145	.1914	-.1238	.1471	.2087
#3	-1.195	-2.759	-.6465	.0945	.3136	.2292
Check ?	Chk Pass	Chk Pass	Chk Pass	Chk Pass	Chk Pass	Chk Pass
High Limit						
Low Limit						

Elem	Sn1899	Sr4077	Ti3349	Si2881
Line	189.989 {477}	407.771 { 83}	334.941 {101}	288.158 {117}
IS Ref	(Y_2243)	(Y_3710)	(Y_3600)	(Y_2243)
Units	ppb	ppb	ppb	ppb
Avg	**-.0160**	**.0481**	**-.1808**	**-15.04**
Stddev	.1804	.1862	.2023	17.60
%RSD	1128.	387.4	111.9	117.0
#1	.0543	.2621	-.4122	-33.13
#2	.1187	-.0413	-.0924	-14.04
#3	-.2210	-.0767	-.0378	2.032
Check ?	Chk Pass	Chk Pass	Chk Pass	None
High Limit				
Low Limit				

Int. Std.	Y_2243	Y_3600	Y_3710
Line	224.306 {450}	360.073 { 94}	371.030 { 91}
Units	Cts/S	Cts/S	Cts/S
Avg	**4150.5**	**26759.**	**9078.2**
Stddev	11.5	137.	63.6
%RSD	.27685	.51021	.70093
#1	4157.8	26714.	9014.2
#2	4137.2	26652.	9078.9
#3	4156.4	26913.	9141.5

Sample Name: lcs 460-415939/2-a Acquired: 1/24/2017 11:50:03 Type: QC
Method: BC011117(v9) Mode: CONC Corr. Factor: 1.000000
User: admin Custom ID1: Custom ID2: Custom ID3:
Comment:

Elem	Al3961	As1890	Ag3280	Ba2335	Be3130	Ca3181
Line	396.152 { 85}	189.042 {478}	328.068 {103}	233.527 {445}	313.042 {108}	318.128 {106}
IS Ref	(Y_3710)	(Y_2243)	(Y_3600)	(Y_2243)	(Y_3710)	(Y_3600)
Units	ppb	ppb	ppb	ppb	ppb	ppb
Avg	**2039.**	**2039.**	**54.37**	**2089.**	**50.47**	**20600.**
Stddev	8.	5.	.36	7.	.17	109.
%RSD	.4044	.2476	.6627	.3385	.3403	.5314
#1	2048.	2044.	53.96	2095.	50.28	20670.
#2	2032.	2038.	54.59	2091.	50.52	20640.
#3	2037.	2034.	54.57	2081.	50.62	20470.
Check ?	Chk Pass	Chk Pass	Chk Pass	Chk Pass	Chk Pass	Chk Pass
Value						
Range						

Elem	Cd2265	Co2286	Cr2677	Cu3247	Fe2714	K_7664
Line	226.502 {449}	228.616 {447}	267.716 {126}	324.754 {104}	271.441 {124}	766.490 { 44}
IS Ref	(Y_2243)	(Y_2243)	(Y_3600)	(Y_3600)	(Y_3600)	(Y_3710)
Units	ppb	ppb	ppb	ppb	ppb	ppb
Avg	**52.96**	**521.0**	**212.1**	**248.3**	**1064.**	**19610.**
Stddev	.06	1.3	.9	1.4	11.	53.
%RSD	.1076	.2563	.4397	.5804	1.002	.2725
#1	53.01	521.8	213.2	249.1	1075.	19630.
#2	52.96	521.7	211.4	246.6	1063.	19650.
#3	52.90	519.4	211.8	249.2	1053.	19550.
Check ?	Chk Pass	Chk Pass	Chk Pass	Chk Pass	Chk Pass	Chk Pass
Value						
Range						

Elem	Mg2790	Mn2576	Na5895	Ni2316	Pb2203	Sb2068
Line	279.079 {121}	257.610 {131}	589.592 { 57}	231.604 {446}	220.353 {453}	206.833 {463}
IS Ref	(Y_3600)	(Y_3600)	(Y_3710)	(Y_2243)	(Y_2243)	(Y_2243)
Units	ppb	ppb	ppb	ppb	ppb	ppb
Avg	**20220.**	**537.7**	**20150.**	**531.7**	**530.5**	**501.4**
Stddev	80.	1.2	5.	2.6	2.0	5.0
%RSD	.3972	.2164	.0271	.4966	.3707	.9885
#1	20300.	538.8	20150.	532.7	531.8	507.1
#2	20240.	537.7	20160.	533.6	531.4	498.5
#3	20140.	536.5	20150.	528.6	528.2	498.5
Check ?	Chk Pass	Chk Pass	Chk Pass	Chk Pass	Chk Pass	Chk Pass
Value						
Range						

Sample Name: lcs 460-415939/2-a Acquired: 1/24/2017 11:50:03 Type: QC
Method: BC011117(v9) Mode: CONC Corr. Factor: 1.000000
User: admin Custom ID1: Custom ID2: Custom ID3:
Comment:

Elem	Se196	Tl1908	V_2924	Zn2062	B_2089	Mo2020
Line	196.090 {472}	190.856 {477}	292.402 {115}	206.200 {463}	208.959 {461}	202.030 {467}
IS Ref	(Y_2243)	(Y_2243)	(Y_3600)	(Y_2243)	(Y_2243)	(Y_2243)
Units	ppb	ppb	ppb	ppb	ppb	ppb
Avg	**2125.**	**2125.**	**527.2**	**546.2**	**514.6**	**489.5**
Stddev	8.	8.	1.8	2.0	2.2	.9
%RSD	.3543	.3695	.3371	.3739	.4348	.1756
#1	2116.	2120.	526.1	547.4	515.3	489.4
#2	2129.	2134.	526.2	547.3	516.5	490.4
#3	2128.	2122.	529.2	543.8	512.1	488.7
Check ?	Chk Pass	Chk Pass	Chk Pass	Chk Pass	Chk Pass	Chk Pass
Value						
Range						

Elem	Sn1899	Sr4077	Ti3349	Si2881
Line	189.989 {477}	407.771 { 83}	334.941 {101}	288.158 {117}
IS Ref	(Y_2243)	(Y_3710)	(Y_3600)	(Y_2243)
Units	ppb	ppb	ppb	ppb
Avg	**512.3**	**510.3**	**500.6**	**43.81**
Stddev	3.7	1.1	.5	20.03
%RSD	.7282	.2061	.0988	45.71
#1	513.1	509.2	501.1	25.03
#2	515.5	511.2	500.3	64.88
#3	508.2	510.5	500.3	41.52
Check ?	Chk Pass	Chk Pass	Chk Pass	None
Value				
Range				

Int. Std.	Y_2243	Y_3600	Y_3710
Line	224.306 {450}	360.073 { 94}	371.030 { 91}
Units	Cts/S	Cts/S	Cts/S
Avg	**4161.8**	**27050.**	**9241.0**
Stddev	18.6	129.	66.6
%RSD	.44812	.47803	.72098
#1	4183.3	27200.	9291.4
#2	4150.0	26979.	9266.1
#3	4152.0	26972.	9165.5

Sample Name: 460-127059-e-2-a Acquired: 1/24/2017 11:53:37 Type: Unk
Method: BC011117(v9) Mode: CONC Corr. Factor: 1.000000
User: admin Custom ID1: Custom ID2: Custom ID3:
Comment:

Elem	Al3961	As1890	Ag3280	Ba2335	Be3130	Ca3181
Line	396.152 { 85}	189.042 {478}	328.068 {103}	233.527 {445}	313.042 {108}	318.128 {106}
IS Ref	(Y_3710)	(Y_2243)	(Y_3600)	(Y_2243)	(Y_3710)	(Y_3600)
Units	ppb	ppb	ppb	ppb	ppb	ppb
Avg	**21.48**	**3.237**	**.2127**	**93.32**	**-.0030**	**77100.**
Stddev	14.98	.825	.9711	.19	.0360	429.
%RSD	69.73	25.49	456.6	.1984	1199.	.5569
#1	33.89	3.944	.2199	93.22	.0261	76600.
#2	25.71	3.437	1.180	93.20	-.0433	77380.
#3	4.843	2.331	-.7620	93.53	.0081	77320.
Check ?	Chk Pass	Chk Pass	Chk Pass	Chk Pass	Chk Pass	Chk Pass
High Limit						
Low Limit						

Elem	Cd2265	Co2286	Cr2677	Cu3247	Fe2714	K_7664
Line	226.502 {449}	228.616 {447}	267.716 {126}	324.754 {104}	271.441 {124}	766.490 { 44}
IS Ref	(Y_2243)	(Y_2243)	(Y_3600)	(Y_3600)	(Y_3600)	(Y_3710)
Units	ppb	ppb	ppb	ppb	ppb	ppb
Avg	**.1296**	**.6691**	**-.5934**	**2.925**	**913.4**	**4904.**
Stddev	.1990	.1725	.1470	.450	8.9	37.
%RSD	153.6	25.79	24.77	15.37	.9737	.7562
#1	-.0497	.5708	-.4731	2.795	903.6	4936.
#2	.0947	.8683	-.7572	3.426	920.9	4863.
#3	.3436	.5681	-.5498	2.556	915.6	4913.
Check ?	Chk Pass	Chk Pass	Chk Pass	Chk Pass	Chk Pass	Chk Pass
High Limit						
Low Limit						

Elem	Mg2790	Mn2576	Na5895	Ni2316	Pb2203	Sb2068
Line	279.079 {121}	257.610 {131}	589.592 { 57}	231.604 {446}	220.353 {453}	206.833 {463}
IS Ref	(Y_3600)	(Y_3600)	(Y_3710)	(Y_2243)	(Y_2243)	(Y_2243)
Units	ppb	ppb	ppb	ppb	ppb	ppb
Avg	**11370.**	**3142.**	F **321400.**	**1.701**	**-2.360**	**-1.361**
Stddev	73.	17.	796.	.461	.645	.953
%RSD	.6405	.5538	.2476	27.11	27.33	69.98
#1	11290.	3123.	322300.	2.234	-1.898	-.7327
#2	11430.	3149.	321100.	1.420	-3.096	-2.458
#3	11380.	3156.	320800.	1.450	-2.084	-.8941
Check ?	Chk Pass	Chk Pass	Chk Fail	Chk Pass	Chk Pass	Chk Pass
High Limit			250000.			
Low Limit			-5000.			

Sample Name: 460-127059-e-2-a Acquired: 1/24/2017 11:53:37 Type: Unk
Method: BC011117(v9) Mode: CONC Corr. Factor: 1.000000
User: admin Custom ID1: Custom ID2: Custom ID3:
Comment:

Elem	Se196	Tl1908	V_2924	Zn2062	B_2089	Mo2020
Line	196.090 {472}	190.856 {477}	292.402 {115}	206.200 {463}	208.959 {461}	202.030 {467}
IS Ref	(Y_2243)	(Y_2243)	(Y_3600)	(Y_2243)	(Y_2243)	(Y_2243)
Units	ppb	ppb	ppb	ppb	ppb	ppb
Avg	**-3.040**	**1.122**	**.1461**	**8.980**	**55.03**	**1.312**
Stddev	2.111	2.541	.4107	.167	.78	.275
%RSD	69.46	226.5	281.0	1.855	1.412	20.93
#1	-4.799	1.291	-.2555	9.132	55.87	1.471
#2	-3.622	3.574	.5654	8.802	54.90	1.469
#3	-.6984	-1.500	.1285	9.006	54.33	.9947
Check ?	Chk Pass	Chk Pass	Chk Pass	Chk Pass	Chk Pass	Chk Pass
High Limit						
Low Limit						

Elem	Sn1899	Sr4077	Ti3349	Si2881
Line	189.989 {477}	407.771 { 83}	334.941 {101}	288.158 {117}
IS Ref	(Y_2243)	(Y_3710)	(Y_3600)	(Y_2243)
Units	ppb	ppb	ppb	ppb
Avg	**.1774**	**449.0**	**4.222**	**4494.**
Stddev	.1226	1.9	.164	43.
%RSD	69.12	.4218	3.885	.9600
#1	.0925	451.2	4.200	4540.
#2	.1217	447.8	4.071	4454.
#3	.3180	448.0	4.396	4489.
Check ?	Chk Pass	Chk Pass	Chk Pass	Chk Pass
High Limit				
Low Limit				

Int. Std.	Y_2243	Y_3600	Y_3710
Line	224.306 {450}	360.073 { 94}	371.030 { 91}
Units	Cts/S	Cts/S	Cts/S
Avg	**4008.8**	**26090.**	**9225.7**
Stddev	30.9	287.	160.7
%RSD	.76967	1.0994	1.7419
#1	4044.3	26420.	9399.0
#2	3988.7	25902.	9081.6
#3	3993.4	25947.	9196.4

Sample Name: 460-127059-e-3-a Acquired: 1/24/2017 11:57:26 Type: Unk
Method: BC011117(v9) Mode: CONC Corr. Factor: 1.000000
User: admin Custom ID1: Custom ID2: Custom ID3:
Comment:

Elem	Al3961	As1890	Ag3280	Ba2335	Be3130	Ca3181
Line	396.152 { 85}	189.042 {478}	328.068 {103}	233.527 {445}	313.042 {108}	318.128 {106}
IS Ref	(Y_3710)	(Y_2243)	(Y_3600)	(Y_2243)	(Y_3710)	(Y_3600)
Units	ppb	ppb	ppb	ppb	ppb	ppb
Avg	**21.32**	**10.10**	**.3686**	**167.2**	**.0395**	**111400.**
Stddev	22.29	5.55	1.209	1.0	.0590	346.
%RSD	104.5	54.93	328.0	.5862	149.2	.3104
#1	14.18	5.507	1.356	167.9	.0797	111000.
#2	3.486	8.527	-.9796	167.6	.0671	111400.
#3	46.31	16.26	.7296	166.1	-.0282	111700.
Check ?	Chk Pass	Chk Pass	Chk Pass	Chk Pass	Chk Pass	Chk Pass
High Limit						
Low Limit						

Elem	Cd2265	Co2286	Cr2677	Cu3247	Fe2714	K_7664
Line	226.502 {449}	228.616 {447}	267.716 {126}	324.754 {104}	271.441 {124}	766.490 { 44}
IS Ref	(Y_2243)	(Y_2243)	(Y_3600)	(Y_3600)	(Y_3600)	(Y_3710)
Units	ppb	ppb	ppb	ppb	ppb	ppb
Avg	**.0417**	**1.317**	**-.6606**	**2.313**	**13310.**	**4211.**
Stddev	.0162	.115	.1455	.440	69.	51.
%RSD	38.98	8.726	22.02	19.02	.5163	1.199
#1	.0276	1.412	-.7559	2.799	13230.	4173.
#2	.0380	1.189	-.7328	1.941	13360.	4268.
#3	.0595	1.351	-.4932	2.198	13350.	4191.
Check ?	Chk Pass	Chk Pass	Chk Pass	Chk Pass	Chk Pass	Chk Pass
High Limit						
Low Limit						

Elem	Mg2790	Mn2576	Na5895	Ni2316	Pb2203	Sb2068
Line	279.079 {121}	257.610 {131}	589.592 { 57}	231.604 {446}	220.353 {453}	206.833 {463}
IS Ref	(Y_3600)	(Y_3600)	(Y_3710)	(Y_2243)	(Y_2243)	(Y_2243)
Units	ppb	ppb	ppb	ppb	ppb	ppb
Avg	**19620.**	**4815.**	F **280100.**	**2.490**	**-3.257**	**-1.717**
Stddev	112.	11.	1247.	.233	1.332	1.204
%RSD	.5730	.2378	.4452	9.337	40.90	70.15
#1	19500.	4802.	278900.	2.410	-3.445	-.3313
#2	19630.	4823.	280100.	2.752	-1.840	-2.307
#3	19720.	4821.	281400.	2.309	-4.484	-2.513
Check ?	Chk Pass	Chk Pass	Chk Fail	Chk Pass	Chk Pass	Chk Pass
High Limit			250000.			
Low Limit			-5000.			

Sample Name: 460-127059-e-3-a Acquired: 1/24/2017 11:57:26 Type: Unk
Method: BC011117(v9) Mode: CONC Corr. Factor: 1.000000
User: admin Custom ID1: Custom ID2: Custom ID3:
Comment:

Elem	Se196	Tl1908	V_2924	Zn2062	B_2089	Mo2020
Line	196.090 {472}	190.856 {477}	292.402 {115}	206.200 {463}	208.959 {461}	202.030 {467}
IS Ref	(Y_2243)	(Y_2243)	(Y_3600)	(Y_2243)	(Y_2243)	(Y_2243)
Units	ppb	ppb	ppb	ppb	ppb	ppb
Avg	**-6.064**	**3.393**	**.9846**	**15.33**	**98.37**	**.1000**
Stddev	4.563	2.273	.5490	.21	.56	.2520
%RSD	75.24	66.99	55.75	1.386	.5669	252.1
#1	-2.097	1.805	1.352	15.29	97.76	.2447
#2	-11.05	2.377	1.249	15.56	98.85	-.1911
#3	-5.044	5.997	.3536	15.14	98.50	.2463
Check ?	Chk Pass	Chk Pass	Chk Pass	Chk Pass	Chk Pass	Chk Pass
High Limit						
Low Limit						

Elem	Sn1899	Sr4077	Ti3349	Si2881
Line	189.989 {477}	407.771 { 83}	334.941 {101}	288.158 {117}
IS Ref	(Y_2243)	(Y_3710)	(Y_3600)	(Y_2243)
Units	ppb	ppb	ppb	ppb
Avg	**-1.009**	**417.3**	**4.271**	**6448.**
Stddev	.589	2.0	.254	58.
%RSD	58.42	.4682	5.952	.8995
#1	-.3517	415.1	4.088	6491.
#2	-1.184	418.6	4.163	6470.
#3	-1.491	418.2	4.561	6382.
Check ?	Chk Pass	Chk Pass	Chk Pass	Chk Pass
High Limit				
Low Limit				

Int. Std.	Y_2243	Y_3600	Y_3710
Line	224.306 {450}	360.073 { 94}	371.030 { 91}
Units	Cts/S	Cts/S	Cts/S
Avg	**3998.2**	**25793.**	**9091.9**
Stddev	5.7	124.	96.3
%RSD	.14243	.47938	1.0587
#1	4003.5	25934.	9153.9
#2	3992.1	25742.	9140.8
#3	3998.8	25702.	8981.0

Sample Name: 460-127059-e-4-a Acquired: 1/24/2017 12:01:14 Type: Unk
Method: BC011117(v9) Mode: CONC Corr. Factor: 1.000000
User: admin Custom ID1: Custom ID2: Custom ID3:
Comment:

Elem	Al3961	As1890	Ag3280	Ba2335	Be3130	Ca3181
Line	396.152 { 85}	189.042 {478}	328.068 {103}	233.527 {445}	313.042 {108}	318.128 {106}
IS Ref	(Y_3710)	(Y_2243)	(Y_3600)	(Y_2243)	(Y_3710)	(Y_3600)
Units	ppb	ppb	ppb	ppb	ppb	ppb
Avg	**22.12**	**1.762**	**-.4118**	**113.9**	**-.0718**	**72310.**
Stddev	10.52	.970	.7177	.6	.0337	180.
%RSD	47.56	55.02	174.3	.5497	46.93	.2493
#1	10.98	2.840	-.2359	114.6	-.1105	72480.
#2	23.50	.9616	-1.201	113.4	-.0492	72320.
#3	31.89	1.485	.2016	113.8	-.0556	72120.
Check ?	Chk Pass	Chk Pass	Chk Pass	Chk Pass	Chk Pass	Chk Pass
High Limit						
Low Limit						

Elem	Cd2265	Co2286	Cr2677	Cu3247	Fe2714	K_7664
Line	226.502 {449}	228.616 {447}	267.716 {126}	324.754 {104}	271.441 {124}	766.490 { 44}
IS Ref	(Y_2243)	(Y_2243)	(Y_3600)	(Y_3600)	(Y_3600)	(Y_3710)
Units	ppb	ppb	ppb	ppb	ppb	ppb
Avg	**.4336**	**.0663**	**-.4697**	**5.339**	**-.7209**	**2569.**
Stddev	.0534	.2592	.0746	.409	6.688	55.
%RSD	12.32	391.2	15.88	7.665	927.8	2.155
#1	.4097	.1793	-.5418	4.878	6.327	2626.
#2	.3963	-.2302	-.4744	5.658	-6.979	2563.
#3	.4948	.2497	-.3928	5.481	-1.511	2516.
Check ?	Chk Pass	Chk Pass	Chk Pass	Chk Pass	Chk Pass	Chk Pass
High Limit						
Low Limit						

Elem	Mg2790	Mn2576	Na5895	Ni2316	Pb2203	Sb2068
Line	279.079 {121}	257.610 {131}	589.592 { 57}	231.604 {446}	220.353 {453}	206.833 {463}
IS Ref	(Y_3600)	(Y_3600)	(Y_3710)	(Y_2243)	(Y_2243)	(Y_2243)
Units	ppb	ppb	ppb	ppb	ppb	ppb
Avg	**11390.**	**6.429**	**224600.**	**.9690**	**-2.833**	**1.514**
Stddev	63.	.699	357.	.3875	1.542	1.017
%RSD	.5576	10.87	.1590	39.99	54.42	67.18
#1	11330.	7.234	225000.	.5486	-3.372	2.630
#2	11380.	6.057	224400.	1.046	-4.034	.6395
#3	11450.	5.995	224400.	1.312	-1.095	1.272
Check ?	Chk Pass	Chk Pass	Chk Pass	Chk Pass	Chk Pass	Chk Pass
High Limit						
Low Limit						

Sample Name: 460-127059-e-4-a Acquired: 1/24/2017 12:01:14 Type: Unk
Method: BC011117(v9) Mode: CONC Corr. Factor: 1.000000
User: admin Custom ID1: Custom ID2: Custom ID3:
Comment:

Elem	Se196	Tl1908	V_2924	Zn2062	B_2089	Mo2020
Line	196.090 {472}	190.856 {477}	292.402 {115}	206.200 {463}	208.959 {461}	202.030 {467}
IS Ref	(Y_2243)	(Y_2243)	(Y_3600)	(Y_2243)	(Y_2243)	(Y_2243)
Units	ppb	ppb	ppb	ppb	ppb	ppb
Avg	**-.5353**	**.4170**	**6.140**	**1.550**	**100.2**	**.1827**
Stddev	3.360	2.227	.515	.138	.5	.1981
%RSD	627.7	534.0	8.383	8.869	.5372	108.4
#1	.4165	1.119	6.482	1.702	99.84	.3306
#2	-4.269	-2.076	5.548	1.515	100.1	.2599
#3	2.247	2.208	6.391	1.434	100.9	-.0424
Check ?	Chk Pass	Chk Pass	Chk Pass	Chk Pass	Chk Pass	Chk Pass
High Limit						
Low Limit						

Elem	Sn1899	Sr4077	Ti3349	Si2881
Line	189.989 {477}	407.771 { 83}	334.941 {101}	288.158 {117}
IS Ref	(Y_2243)	(Y_3710)	(Y_3600)	(Y_2243)
Units	ppb	ppb	ppb	ppb
Avg	**-.7818**	**306.4**	**4.117**	**5001.**
Stddev	.5176	1.1	.136	105.
%RSD	66.20	.3448	3.309	2.100
#1	-1.355	307.3	4.044	5118.
#2	-.6406	305.3	4.274	4915.
#3	-.3495	306.7	4.033	4970.
Check ?	Chk Pass	Chk Pass	Chk Pass	Chk Pass
High Limit				
Low Limit				

Int. Std.	Y_2243	Y_3600	Y_3710
Line	224.306 {450}	360.073 { 94}	371.030 { 91}
Units	Cts/S	Cts/S	Cts/S
Avg	**4040.8**	**26178.**	**9237.5**
Stddev	7.8	117.	122.2
%RSD	.19363	.44501	1.3229
#1	4046.4	26312.	9365.7
#2	4044.3	26104.	9122.3
#3	4031.9	26118.	9224.5

Sample Name: 460-127059-e-5-a Acquired: 1/24/2017 12:05:05 Type: Unk
Method: BC011117(v9) Mode: CONC Corr. Factor: 1.000000
User: admin Custom ID1: Custom ID2: Custom ID3:
Comment:

Elem	Al3961	As1890	Ag3280	Ba2335	Be3130	Ca3181
Line	396.152 { 85}	189.042 {478}	328.068 {103}	233.527 {445}	313.042 {108}	318.128 {106}
IS Ref	(Y_3710)	(Y_2243)	(Y_3600)	(Y_2243)	(Y_3710)	(Y_3600)
Units	ppb	ppb	ppb	ppb	ppb	ppb
Avg	**11.84**	**2.559**	**.2433**	**213.3**	**-.0177**	**59080.**
Stddev	13.32	2.004	.5941	.3	.0324	223.
%RSD	112.5	78.33	244.2	.1637	183.2	.3780
#1	5.586	.2455	-.4413	213.1	.0177	59320.
#2	2.802	3.775	.5469	213.7	-.0459	59040.
#3	27.15	3.656	.6244	213.2	-.0249	58880.
Check ?	Chk Pass	Chk Pass	Chk Pass	Chk Pass	Chk Pass	Chk Pass
High Limit						
Low Limit						

Elem	Cd2265	Co2286	Cr2677	Cu3247	Fe2714	K_7664
Line	226.502 {449}	228.616 {447}	267.716 {126}	324.754 {104}	271.441 {124}	766.490 { 44}
IS Ref	(Y_2243)	(Y_2243)	(Y_3600)	(Y_3600)	(Y_3600)	(Y_3710)
Units	ppb	ppb	ppb	ppb	ppb	ppb
Avg	**1.063**	**25.53**	**-.8942**	**3.738**	**5528.**	**4254.**
Stddev	.118	.13	.3223	.274	15.	19.
%RSD	11.11	.5115	36.05	7.316	.2663	.4499
#1	1.075	25.59	-1.224	3.609	5540.	4258.
#2	1.175	25.63	-.8793	3.553	5512.	4234.
#3	.9400	25.39	-.5796	4.052	5532.	4272.
Check ?	Chk Pass	Chk Pass	Chk Pass	Chk Pass	Chk Pass	Chk Pass
High Limit						
Low Limit						

Elem	Mg2790	Mn2576	Na5895	Ni2316	Pb2203	Sb2068
Line	279.079 {121}	257.610 {131}	589.592 { 57}	231.604 {446}	220.353 {453}	206.833 {463}
IS Ref	(Y_3600)	(Y_3600)	(Y_3710)	(Y_2243)	(Y_2243)	(Y_2243)
Units	ppb	ppb	ppb	ppb	ppb	ppb
Avg	**6440.**	**1939.**	**192600.**	**16.82**	**-5.630**	**-.4089**
Stddev	40.	3.	530.	.09	.699	.9731
%RSD	.6272	.1577	.2753	.5293	12.42	238.0
#1	6487.	1941.	192100.	16.81	-5.877	-.9800
#2	6419.	1940.	193100.	16.73	-4.841	.7147
#3	6415.	1935.	192600.	16.91	-6.173	-.9615
Check ?	Chk Pass	Chk Pass	Chk Pass	Chk Pass	Chk Pass	Chk Pass
High Limit						
Low Limit						

Sample Name: 460-127059-e-5-a Acquired: 1/24/2017 12:05:05 Type: Unk
Method: BC011117(v9) Mode: CONC Corr. Factor: 1.000000
User: admin Custom ID1: Custom ID2: Custom ID3:
Comment:

Elem	Se196	Tl1908	V_2924	Zn2062	B_2089	Mo2020
Line	196.090 {472}	190.856 {477}	292.402 {115}	206.200 {463}	208.959 {461}	202.030 {467}
IS Ref	(Y_2243)	(Y_2243)	(Y_3600)	(Y_2243)	(Y_2243)	(Y_2243)
Units	ppb	ppb	ppb	ppb	ppb	ppb
Avg	**-3.579**	**1.258**	**.0370**	**10.83**	**36.75**	**-.2493**
Stddev	1.479	1.395	.2580	.03	.47	.3710
%RSD	41.31	110.9	696.7	.2562	1.288	148.8
#1	-4.995	.5086	.0930	10.85	36.84	-.5389
#2	-2.045	.3977	.2624	10.84	37.17	-.3779
#3	-3.698	2.867	-.2443	10.80	36.24	.1688
Check ?	Chk Pass	Chk Pass	Chk Pass	Chk Pass	Chk Pass	Chk Pass
High Limit						
Low Limit						

Elem	Sn1899	Sr4077	Ti3349	Si2881
Line	189.989 {477}	407.771 { 83}	334.941 {101}	288.158 {117}
IS Ref	(Y_2243)	(Y_3710)	(Y_3600)	(Y_2243)
Units	ppb	ppb	ppb	ppb
Avg	**-1.576**	**238.9**	**3.598**	**7164.**
Stddev	.547	.5	.355	98.
%RSD	34.74	.2125	9.874	1.375
#1	-1.173	238.3	3.209	7053.
#2	-2.199	239.3	3.680	7197.
#3	-1.356	239.0	3.906	7241.
Check ?	Chk Pass	Chk Pass	Chk Pass	Chk Pass
High Limit				
Low Limit				

Int. Std.	Y_2243	Y_3600	Y_3710
Line	224.306 {450}	360.073 { 94}	371.030 { 91}
Units	Cts/S	Cts/S	Cts/S
Avg	**4071.3**	**26565.**	**9244.6**
Stddev	16.7	77.	100.7
%RSD	.40899	.29159	1.0890
#1	4089.6	26512.	9129.7
#2	4067.3	26530.	9286.7
#3	4057.0	26654.	9317.4

Sample Name: 460-127059-e-6-a Acquired: 1/24/2017 12:08:53 Type: Unk
Method: BC011117(v9) Mode: CONC Corr. Factor: 1.000000
User: admin Custom ID1: Custom ID2: Custom ID3:
Comment:

Elem	Al3961	As1890	Ag3280	Ba2335	Be3130	Ca3181
Line	396.152 { 85}	189.042 {478}	328.068 {103}	233.527 {445}	313.042 {108}	318.128 {106}
IS Ref	(Y_3710)	(Y_2243)	(Y_3600)	(Y_2243)	(Y_3710)	(Y_3600)
Units	ppb	ppb	ppb	ppb	ppb	ppb
Avg	**5.867**	**2.456**	**.3129**	**45.74**	**.0289**	**42560.**
Stddev	9.575	.892	.6730	.10	.0174	49.
%RSD	163.2	36.33	215.1	.2258	60.14	.1157
#1	1.741	3.051	1.031	45.86	.0465	42580.
#2	16.81	2.886	.2114	45.70	.0284	42600.
#3	-.9528	1.430	-.3037	45.67	.0117	42500.
Check ?	Chk Pass	Chk Pass	Chk Pass	Chk Pass	Chk Pass	Chk Pass
High Limit						
Low Limit						

Elem	Cd2265	Co2286	Cr2677	Cu3247	Fe2714	K_7664
Line	226.502 {449}	228.616 {447}	267.716 {126}	324.754 {104}	271.441 {124}	766.490 { 44}
IS Ref	(Y_2243)	(Y_2243)	(Y_3600)	(Y_3600)	(Y_3600)	(Y_3710)
Units	ppb	ppb	ppb	ppb	ppb	ppb
Avg	**.1170**	**1.026**	**-.8790**	**5.310**	**.4370**	**4520.**
Stddev	.0471	.041	.0114	.201	10.26	38.
%RSD	40.29	4.003	1.298	3.789	2347.	.8385
#1	.1132	1.073	-.8876	5.465	9.835	4487.
#2	.1659	1.008	-.8833	5.083	1.980	4511.
#3	.0718	.9966	-.8661	5.382	-10.50	4561.
Check ?	Chk Pass	Chk Pass	Chk Pass	Chk Pass	Chk Pass	Chk Pass
High Limit						
Low Limit						

Elem	Mg2790	Mn2576	Na5895	Ni2316	Pb2203	Sb2068
Line	279.079 {121}	257.610 {131}	589.592 { 57}	231.604 {446}	220.353 {453}	206.833 {463}
IS Ref	(Y_3600)	(Y_3600)	(Y_3710)	(Y_2243)	(Y_2243)	(Y_2243)
Units	ppb	ppb	ppb	ppb	ppb	ppb
Avg	**11280.**	**610.7**	**194000.**	**2.277**	**-3.613**	**-1.129**
Stddev	48.	1.6	481.	.371	.523	.344
%RSD	.4226	.2576	.2479	16.30	14.47	30.49
#1	11250.	611.7	194100.	2.548	-4.185	-.7655
#2	11250.	611.7	194400.	1.854	-3.159	-1.170
#3	11330.	608.9	193500.	2.429	-3.495	-1.450
Check ?	Chk Pass	Chk Pass	Chk Pass	Chk Pass	Chk Pass	Chk Pass
High Limit						
Low Limit						

Sample Name: 460-127059-e-6-a Acquired: 1/24/2017 12:08:53 Type: Unk
Method: BC011117(v9) Mode: CONC Corr. Factor: 1.000000
User: admin Custom ID1: Custom ID2: Custom ID3:
Comment:

Elem	Se196	Tl1908	V_2924	Zn2062	B_2089	Mo2020
Line	196.090 {472}	190.856 {477}	292.402 {115}	206.200 {463}	208.959 {461}	202.030 {467}
IS Ref	(Y_2243)	(Y_2243)	(Y_3600)	(Y_2243)	(Y_2243)	(Y_2243)
Units	ppb	ppb	ppb	ppb	ppb	ppb
Avg	**-2.480**	**.6345**	**-.0426**	**7.764**	**34.76**	**-.0052**
Stddev	4.619	3.276	.1299	.093	.04	.5182
%RSD	186.3	516.3	304.8	1.197	.1259	9959.
#1	2.844	-2.676	.0069	7.683	34.73	-.3933
#2	-5.429	3.874	-.1900	7.744	34.81	-.2057
#3	-4.855	.7059	.0553	7.865	34.75	.5833
Check ?	Chk Pass	Chk Pass	Chk Pass	Chk Pass	Chk Pass	Chk Pass
High Limit						
Low Limit						

Elem	Sn1899	Sr4077	Ti3349	Si2881
Line	189.989 {477}	407.771 { 83}	334.941 {101}	288.158 {117}
IS Ref	(Y_2243)	(Y_3710)	(Y_3600)	(Y_2243)
Units	ppb	ppb	ppb	ppb
Avg	**-.6356**	**232.9**	**3.789**	**5614.**
Stddev	.3392	.7	.196	6.
%RSD	53.36	.2814	5.170	.1007
#1	-1.020	233.1	3.931	5618.
#2	-.3766	233.4	3.566	5617.
#3	-.5106	232.2	3.870	5608.
Check ?	Chk Pass	Chk Pass	Chk Pass	Chk Pass
High Limit				
Low Limit				

Int. Std.	Y_2243	Y_3600	Y_3710
Line	224.306 {450}	360.073 { 94}	371.030 { 91}
Units	Cts/S	Cts/S	Cts/S
Avg	**4069.7**	**26161.**	**9220.3**
Stddev	5.8	76.	127.6
%RSD	.14359	.28954	1.3835
#1	4063.7	26196.	9358.5
#2	4069.8	26074.	9107.1
#3	4075.4	26213.	9195.2

Sample Name: 460-127059-e-7-a Acquired: 1/24/2017 12:12:43 Type: Unk
Method: BC011117(v9) Mode: CONC Corr. Factor: 1.000000
User: admin Custom ID1: Custom ID2: Custom ID3:
Comment:

Elem	Al3961	As1890	Ag3280	Ba2335	Be3130	Ca3181
Line	396.152 { 85}	189.042 {478}	328.068 {103}	233.527 {445}	313.042 {108}	318.128 {106}
IS Ref	(Y_3710)	(Y_2243)	(Y_3600)	(Y_2243)	(Y_3710)	(Y_3600)
Units	ppb	ppb	ppb	ppb	ppb	ppb
Avg	**39.68**	**5.226**	**.8646**	**83.30**	**-.0017**	**112500.**
Stddev	4.57	1.199	.5614	.69	.1564	248.
%RSD	11.53	22.95	64.94	.8288	9088.	.2203
#1	37.27	6.520	.7481	82.66	.1082	112800.
#2	44.95	5.006	.3705	83.22	-.1807	112300.
#3	36.81	4.152	1.475	84.03	.0674	112400.
Check ?	Chk Pass	Chk Pass	Chk Pass	Chk Pass	Chk Pass	Chk Pass
High Limit						
Low Limit						

Elem	Cd2265	Co2286	Cr2677	Cu3247	Fe2714	K_7664
Line	226.502 {449}	228.616 {447}	267.716 {126}	324.754 {104}	271.441 {124}	766.490 { 44}
IS Ref	(Y_2243)	(Y_2243)	(Y_3600)	(Y_3600)	(Y_3600)	(Y_3710)
Units	ppb	ppb	ppb	ppb	ppb	ppb
Avg	**.0835**	**.7734**	**-.6970**	**3.259**	**1997.**	**4412.**
Stddev	.0780	.1460	.6526	1.371	25.	142.
%RSD	93.39	18.88	93.63	42.08	1.273	3.207
#1	.1461	.6849	-1.410	1.980	1972.	4254.
#2	.1082	.6933	-.5505	3.090	2023.	4458.
#3	-.0038	.9419	-.1300	4.707	1996.	4526.
Check ?	Chk Pass	Chk Pass	Chk Pass	Chk Pass	Chk Pass	Chk Pass
High Limit						
Low Limit						

Elem	Mg2790	Mn2576	Na5895	Ni2316	Pb2203	Sb2068
Line	279.079 {121}	257.610 {131}	589.592 { 57}	231.604 {446}	220.353 {453}	206.833 {463}
IS Ref	(Y_3600)	(Y_3600)	(Y_3710)	(Y_2243)	(Y_2243)	(Y_2243)
Units	ppb	ppb	ppb	ppb	ppb	ppb
Avg	**19500.**	**5221.**	F **419200.**	**3.864**	**-7.380**	**-2.231**
Stddev	36.	8.	1924.	.598	2.584	.482
%RSD	.1838	.1454	.4589	15.48	35.02	21.59
#1	19540.	5219.	417000.	3.513	-6.860	-1.871
#2	19480.	5215.	419800.	4.555	-5.095	-2.779
#3	19470.	5229.	420800.	3.525	-10.18	-2.044
Check ?	Chk Pass	Chk Pass	Chk Fail	Chk Pass	Chk Pass	Chk Pass
High Limit			250000.			
Low Limit			-5000.			

Sample Name: 460-127059-e-7-a Acquired: 1/24/2017 12:12:43 Type: Unk
Method: BC011117(v9) Mode: CONC Corr. Factor: 1.000000
User: admin Custom ID1: Custom ID2: Custom ID3:
Comment:

Elem	Se196	Tl1908	V_2924	Zn2062	B_2089	Mo2020
Line	196.090 {472}	190.856 {477}	292.402 {115}	206.200 {463}	208.959 {461}	202.030 {467}
IS Ref	(Y_2243)	(Y_2243)	(Y_3600)	(Y_2243)	(Y_2243)	(Y_2243)
Units	ppb	ppb	ppb	ppb	ppb	ppb
Avg	**-7.924**	**4.238**	**-.1705**	**2.002**	**114.2**	**3.164**
Stddev	3.353	.640	.2931	.032	1.3	.655
%RSD	42.32	15.10	171.9	1.594	1.164	20.70
#1	-4.619	4.818	-.2789	1.981	112.7	3.801
#2	-11.32	3.551	.1614	1.986	115.3	2.492
#3	-7.828	4.344	-.3939	2.038	114.7	3.198
Check ?	Chk Pass	Chk Pass	Chk Pass	Chk Pass	Chk Pass	Chk Pass
High Limit						
Low Limit						

Elem	Sn1899	Sr4077	Ti3349	Si2881
Line	189.989 {477}	407.771 { 83}	334.941 {101}	288.158 {117}
IS Ref	(Y_2243)	(Y_3710)	(Y_3600)	(Y_2243)
Units	ppb	ppb	ppb	ppb
Avg	**.0108**	**475.2**	**4.549**	**12160.**
Stddev	.7607	2.6	.250	169.
%RSD	7064.	.5530	5.490	1.386
#1	.8837	473.4	4.312	12060.
#2	-.3411	474.0	4.524	12070.
#3	-.5103	478.2	4.810	12360.
Check ?	Chk Pass	Chk Pass	Chk Pass	Chk Pass
High Limit				
Low Limit				

Int. Std.	Y_2243	Y_3600	Y_3710
Line	224.306 {450}	360.073 { 94}	371.030 { 91}
Units	Cts/S	Cts/S	Cts/S
Avg	**3948.4**	**25197.**	**8900.0**
Stddev	15.8	45.	43.7
%RSD	.39980	.17992	.49079
#1	3959.1	25236.	8887.2
#2	3955.8	25207.	8864.2
#3	3930.3	25147.	8948.7

Sample Name: 460-127059-e-8-a Acquired: 1/24/2017 12:16:40 Type: Unk
Method: BC011117(v9) Mode: CONC Corr. Factor: 1.000000
User: admin Custom ID1: Custom ID2: Custom ID3:
Comment:

Elem	Al3961	As1890	Ag3280	Ba2335	Be3130	Ca3181
Line	396.152 { 85}	189.042 {478}	328.068 {103}	233.527 {445}	313.042 {108}	318.128 {106}
IS Ref	(Y_3710)	(Y_2243)	(Y_3600)	(Y_2243)	(Y_3710)	(Y_3600)
Units	ppb	ppb	ppb	ppb	ppb	ppb
Avg	**14.82**	**6.927**	**.4011**	**6.284**	**-.0589**	**24090.**
Stddev	14.32	.972	.0360	.077	.1001	323.
%RSD	96.58	14.03	8.964	1.221	169.9	1.341
#1	26.17	7.445	.3969	6.203	.0084	24460.
#2	19.56	7.530	.4390	6.293	-.0112	23950.
#3	-1.262	5.807	.3675	6.355	-.1740	23860.
Check ?	Chk Pass	Chk Pass	Chk Pass	Chk Pass	Chk Pass	Chk Pass
High Limit						
Low Limit						

Elem	Cd2265	Co2286	Cr2677	Cu3247	Fe2714	K_7664
Line	226.502 {449}	228.616 {447}	267.716 {126}	324.754 {104}	271.441 {124}	766.490 { 44}
IS Ref	(Y_2243)	(Y_2243)	(Y_3600)	(Y_3600)	(Y_3600)	(Y_3710)
Units	ppb	ppb	ppb	ppb	ppb	ppb
Avg	**.0378**	**.4188**	**-.1600**	**6.580**	**25.70**	**1884.**
Stddev	.0602	.0839	.4978	.684	7.79	46.
%RSD	159.5	20.03	311.1	10.39	30.32	2.441
#1	-.0211	.3866	-.6035	7.255	33.61	1864.
#2	.0993	.3557	.3783	6.599	25.47	1852.
#3	.0351	.5140	-.2548	5.888	18.03	1937.
Check ?	Chk Pass	Chk Pass	Chk Pass	Chk Pass	Chk Pass	Chk Pass
High Limit						
Low Limit						

Elem	Mg2790	Mn2576	Na5895	Ni2316	Pb2203	Sb2068
Line	279.079 {121}	257.610 {131}	589.592 { 57}	231.604 {446}	220.353 {453}	206.833 {463}
IS Ref	(Y_3600)	(Y_3600)	(Y_3710)	(Y_2243)	(Y_2243)	(Y_2243)
Units	ppb	ppb	ppb	ppb	ppb	ppb
Avg	**1160.**	**147.9**	**84440.**	**1.667**	**-4.024**	**-.3741**
Stddev	19.	1.3	234.	.600	1.694	1.769
%RSD	1.630	.8820	.2773	36.01	42.09	473.0
#1	1177.	149.4	84380.	1.275	-2.117	1.014
#2	1163.	147.2	84230.	1.368	-4.601	.2302
#3	1139.	147.1	84690.	2.358	-5.354	-2.367
Check ?	Chk Pass	Chk Pass	Chk Pass	Chk Pass	Chk Pass	Chk Pass
High Limit						
Low Limit						

Sample Name: 460-127059-e-8-a Acquired: 1/24/2017 12:16:40 Type: Unk
Method: BC011117(v9) Mode: CONC Corr. Factor: 1.000000
User: admin Custom ID1: Custom ID2: Custom ID3:
Comment:

Elem	Se196	Tl1908	V_2924	Zn2062	B_2089	Mo2020
Line	196.090 {472}	190.856 {477}	292.402 {115}	206.200 {463}	208.959 {461}	202.030 {467}
IS Ref	(Y_2243)	(Y_2243)	(Y_3600)	(Y_2243)	(Y_2243)	(Y_2243)
Units	ppb	ppb	ppb	ppb	ppb	ppb
Avg	**-.5208**	**2.588**	**8.826**	**1.213**	**22.70**	**1.150**
Stddev	2.075	4.077	.393	.153	.61	.401
%RSD	398.4	157.5	4.449	12.62	2.700	34.83
#1	-2.910	5.390	8.628	1.118	22.04	.6896
#2	.8333	-2.089	9.278	1.389	23.25	1.420
#3	.5137	4.463	8.571	1.130	22.82	1.340
Check ?	Chk Pass	Chk Pass	Chk Pass	Chk Pass	Chk Pass	Chk Pass
High Limit						
Low Limit						

Elem	Sn1899	Sr4077	Ti3349	Si2881
Line	189.989 {477}	407.771 { 83}	334.941 {101}	288.158 {117}
IS Ref	(Y_2243)	(Y_3710)	(Y_3600)	(Y_2243)
Units	ppb	ppb	ppb	ppb
Avg	**-.9719**	**35.93**	**3.042**	**8319.**
Stddev	.4651	.12	.190	117.
%RSD	47.85	.3322	6.260	1.410
#1	-.8808	35.81	3.199	8185.
#2	-.5592	35.94	3.097	8397.
#3	-1.476	36.04	2.830	8377.
Check ?	Chk Pass	Chk Pass	Chk Pass	Chk Pass
High Limit				
Low Limit				

Int. Std.	Y_2243	Y_3600	Y_3710
Line	224.306 {450}	360.073 { 94}	371.030 { 91}
Units	Cts/S	Cts/S	Cts/S
Avg	**4136.5**	**27107.**	**9439.2**
Stddev	16.7	316.	182.5
%RSD	.40461	1.1672	1.9330
#1	4136.6	26743.	9238.2
#2	4153.1	27265.	9594.4
#3	4119.6	27313.	9484.9

Sample Name: lcssrm 460-415934/2- Acquired: 1/24/2017 12:20:29 Type: QC
Method: BC011117(v9) Mode: CONC Corr. Factor: 1.000000
User: admin Custom ID1: Custom ID2: Custom ID3:
Comment:

Elem	Al3961	As1890	Ag3280	Ba2335	Be3130	Ca3181
Line	396.152 { 85}	189.042 {478}	328.068 {103}	233.527 {445}	313.042 {108}	318.128 {106}
IS Ref	(Y_3710)	(Y_2243)	(Y_3600)	(Y_2243)	(Y_3710)	(Y_3600)
Units	ppb	ppb	ppb	ppb	ppb	ppb
Avg	**37430.**	**280.9**	**284.9**	**578.4**	**332.0**	**31210.**
Stddev	289.	3.5	.7	2.8	1.9	349.
%RSD	.7727	1.247	.2382	.4820	.5773	1.118
#1	37140.	277.7	284.3	576.2	330.0	30900.
#2	37440.	280.5	285.6	577.6	332.2	31140.
#3	37720.	284.7	284.7	581.5	333.8	31590.
Check ?	Chk Pass	Chk Pass	Chk Pass	Chk Pass	Chk Pass	Chk Pass
High Limit						
Low Limit						

Elem	Cd2265	Co2286	Cr2677	Cu3247	Fe2714	K_7664
Line	226.502 {449}	228.616 {447}	267.716 {126}	324.754 {104}	271.441 {124}	766.490 { 44}
IS Ref	(Y_2243)	(Y_2243)	(Y_3600)	(Y_3600)	(Y_3600)	(Y_3710)
Units	ppb	ppb	ppb	ppb	ppb	ppb
Avg	**399.3**	**308.9**	**328.1**	**288.9**	**69510.**	**11330.**
Stddev	2.2	1.1	2.5	1.1	664.	89.
%RSD	.5500	.3516	.7702	.3812	.9547	.7875
#1	397.3	307.8	326.2	288.7	68910.	11250.
#2	399.0	308.9	327.1	287.9	69390.	11320.
#3	401.6	310.0	330.9	290.1	70220.	11430.
Check ?	Chk Pass	Chk Pass	Chk Pass	Chk Pass	Chk Pass	Chk Pass
High Limit						
Low Limit						

Elem	Mg2790	Mn2576	Na5895	Ni2316	Pb2203	Sb2068
Line	279.079 {121}	257.610 {131}	589.592 { 57}	231.604 {446}	220.353 {453}	206.833 {463}
IS Ref	(Y_3600)	(Y_3600)	(Y_3710)	(Y_2243)	(Y_2243)	(Y_2243)
Units	ppb	ppb	ppb	ppb	ppb	ppb
Avg	**12490.**	**1423.**	**4339.**	**328.0**	**443.4**	**236.7**
Stddev	174.	11.	20.	1.2	5.7	1.6
%RSD	1.395	.7590	.4510	.3621	1.291	.6960
#1	12330.	1413.	4317.	326.7	437.1	236.4
#2	12470.	1422.	4349.	328.3	444.8	235.2
#3	12670.	1435.	4352.	329.0	448.3	238.5
Check ?	Chk Pass	Chk Pass	Chk Pass	Chk Pass	Chk Pass	Chk Pass
High Limit						
Low Limit						

Sample Name: lcssrm 460-415934/2- Acquired: 1/24/2017 12:20:29 Type: QC
Method: BC011117(v9) Mode: CONC Corr. Factor: 1.000000
User: admin Custom ID1: Custom ID2: Custom ID3:
Comment:

Elem	Se196	Tl1908	V_2924	Zn2062	B_2089	Mo2020
Line	196.090 {472}	190.856 {477}	292.402 {115}	206.200 {463}	208.959 {461}	202.030 {467}
IS Ref	(Y_2243)	(Y_2243)	(Y_3600)	(Y_2243)	(Y_2243)	(Y_2243)
Units	ppb	ppb	ppb	ppb	ppb	ppb
Avg	**382.3**	**955.4**	**281.1**	**1014.**	**396.1**	**274.8**
Stddev	4.7	6.1	1.6	9.	1.4	1.3
%RSD	1.237	.6425	.5528	.9307	.3454	.4752
#1	384.2	952.6	280.6	1003.	396.2	274.3
#2	376.9	951.1	279.8	1017.	394.6	273.8
#3	385.8	962.4	282.8	1021.	397.3	276.2
Check ?	Chk Pass	Chk Pass	Chk Pass	Chk Pass	Chk Pass	Chk Pass
High Limit						
Low Limit						

Elem	Sn1899	Sr4077	Ti3349	Si2881
Line	189.989 {477}	407.771 { 83}	334.941 {101}	288.158 {117}
IS Ref	(Y_2243)	(Y_3710)	(Y_3600)	(Y_2243)
Units	ppb	ppb	ppb	ppb
Avg	**790.1**	**451.1**	**1737.**	**1077.**
Stddev	7.1	2.1	5.	33.
%RSD	.9019	.4580	.2750	3.087
#1	782.4	449.2	1733.	1059.
#2	791.3	453.3	1736.	1116.
#3	796.5	450.8	1743.	1057.
Check ?	Chk Pass	Chk Pass	Chk Pass	None
High Limit				
Low Limit				

Int. Std.	Y_2243	Y_3600	Y_3710
Line	224.306 {450}	360.073 { 94}	371.030 { 91}
Units	Cts/S	Cts/S	Cts/S
Avg	**4216.6**	**27926.**	**9539.8**
Stddev	8.7	88.	229.0
%RSD	.20698	.31409	2.4001
#1	4215.2	27908.	9539.2
#2	4208.8	28022.	9769.0
#3	4226.0	27849.	9311.1

Sample Name: CCV Acquired: 1/24/2017 12:24:05 Type: QC
Method: BC011117(v9) Mode: CONC Corr. Factor: 1.000000
User: admin Custom ID1: Custom ID2: Custom ID3:
Comment:

Elem	Al3961	As1890	Ag3280	Ba2335	Be3130	Ca3181
Line	396.152 { 85}	189.042 {478}	328.068 {103}	233.527 {445}	313.042 {108}	318.128 {106}
IS Ref	(Y_3710)	(Y_2243)	(Y_3600)	(Y_2243)	(Y_3710)	(Y_3600)
Units	ppb	ppb	ppb	ppb	ppb	ppb
Avg	**122500.**	**2446.**	**1278.**	**10000.**	**969.7**	**123700.**
Stddev	215.	5.	1.	16.1	4.3	1248.
%RSD	.1751	.1985	.1010	.1607	.4399	1.009
#1	122700.	2442.	1277.	9990.	971.9	123000.
#2	122500.	2445.	1277.	10020.	972.4	125200.
#3	122300.	2452.	1279.	9990.	964.8	123000.
Check ?	Chk Pass	Chk Pass	Chk Pass	Chk Pass	Chk Pass	Chk Pass
Value						
Range						

Elem	Cd2265	Co2286	Cr2677	Cu3247	Fe2714	K_7664
Line	226.502 {449}	228.616 {447}	267.716 {126}	324.754 {104}	271.441 {124}	766.490 { 44}
IS Ref	(Y_2243)	(Y_2243)	(Y_3600)	(Y_3600)	(Y_3600)	(Y_3710)
Units	ppb	ppb	ppb	ppb	ppb	ppb
Avg	**1245.**	**2463.**	**4992.**	**12320.**	**98530.**	**49500.**
Stddev	2.	2.	39.	19.	678.	90.
%RSD	.1606	.0744	.7783	.1502	.6880	.1822
#1	1243.	2461.	4970.	12300.	98100.	49580.
#2	1247.	2464.	5036.	12330.	99310.	49520.
#3	1245.	2464.	4969.	12330.	98180.	49400.
Check ?	Chk Pass	Chk Pass	Chk Pass	Chk Pass	Chk Pass	Chk Pass
Value						
Range						

Elem	Mg2790	Mn2576	Na5895	Ni2316	Pb2203	Sb2068
Line	279.079 {121}	257.610 {131}	589.592 { 57}	231.604 {446}	220.353 {453}	206.833 {463}
IS Ref	(Y_3600)	(Y_3600)	(Y_3710)	(Y_2243)	(Y_2243)	(Y_2243)
Units	ppb	ppb	ppb	ppb	ppb	ppb
Avg	**123500.**	**5077.**	**126700.**	**2496.**	**7422.**	**971.3**
Stddev	1355.	32.	203.	7.	15.	2.4
%RSD	1.098	.6325	.1603	.2968	.1992	.2500
#1	122700.	5057.	126900.	2488.	7405.	971.9
#2	125000.	5114.	126600.	2502.	7433.	968.7
#3	122700.	5059.	126600.	2499.	7427.	973.4
Check ?	Chk Pass	Chk Pass	Chk Pass	Chk Pass	Chk Pass	Chk Pass
Value						
Range						

Sample Name: CCV Acquired: 1/24/2017 12:24:05 Type: QC
Method: BC011117(v9) Mode: CONC Corr. Factor: 1.000000
User: admin Custom ID1: Custom ID2: Custom ID3:
Comment:

Elem	Se196	Tl1908	V_2924	Zn2062	B_2089	Mo2020
Line	196.090 {472}	190.856 {477}	292.402 {115}	206.200 {463}	208.959 {461}	202.030 {467}
IS Ref	(Y_2243)	(Y_2243)	(Y_3600)	(Y_2243)	(Y_2243)	(Y_2243)
Units	ppb	ppb	ppb	ppb	ppb	ppb
Avg	**2439.**	**2475.**	**2501.**	**2494.**	**980.7**	**2419.**
Stddev	6.	23.	13.	8.	4.6	3.
%RSD	.2342	.9180	.5326	.3330	.4642	.1351
#1	2439.	2460.	2492.	2486.	976.4	2420.
#2	2445.	2501.	2517.	2502.	985.4	2422.
#3	2434.	2464.	2496.	2495.	980.2	2416.
Check ?	Chk Pass	Chk Pass	Chk Pass	Chk Pass	Chk Pass	Chk Pass
Value						
Range						

Elem	Sn1899	Sr4077	Ti3349	Si2881
Line	189.989 {477}	407.771 { 83}	334.941 {101}	288.158 {117}
IS Ref	(Y_2243)	(Y_3710)	(Y_3600)	(Y_2243)
Units	ppb	ppb	ppb	ppb
Avg	**981.0**	**5033.**	**10030.**	**8898.**
Stddev	4.7	12.	38.	205.
%RSD	.4827	.2363	.3791	2.303
#1	976.0	5046.	10010.	8741.
#2	985.4	5026.	10070.	8824.
#3	981.6	5026.	10000.	9130.
Check ?	Chk Pass	Chk Pass	Chk Pass	None
Value				
Range				

Int. Std.	Y_2243	Y_3600	Y_3710
Line	224.306 {450}	360.073 { 94}	371.030 { 91}
Units	Cts/S	Cts/S	Cts/S
Avg	**3882.1**	**25559.**	**8943.1**
Stddev	2.3	286.	179.0
%RSD	.05996	1.1207	2.0020
#1	3884.1	25627.	8916.0
#2	3879.6	25244.	8779.2
#3	3882.6	25805.	9134.2

Sample Name: CCB Acquired: 1/24/2017 12:27:34 Type: QC
Method: BC011117(v9) Mode: CONC Corr. Factor: 1.000000
User: admin Custom ID1: Custom ID2: Custom ID3:
Comment:

Elem	Al3961	As1890	Ag3280	Ba2335	Be3130	Ca3181
Line	396.152 { 85}	189.042 {478}	328.068 {103}	233.527 {445}	313.042 {108}	318.128 {106}
IS Ref	(Y_3710)	(Y_2243)	(Y_3600)	(Y_2243)	(Y_3710)	(Y_3600)
Units	ppb	ppb	ppb	ppb	ppb	ppb
Avg	**10.06**	**.3936**	**.5443**	**.8918**	**.0293**	**18.25**
Stddev	20.47	2.424	.4881	.3858	.1232	6.02
%RSD	203.4	615.9	89.66	43.26	420.8	32.98
#1	.7020	-.0640	.7485	1.294	.0338	24.48
#2	33.54	-1.769	.8971	.8567	.1501	17.81
#3	-4.051	3.014	-.0126	.5248	-.0961	12.46
Check ?	Chk Pass	Chk Pass	Chk Pass	Chk Pass	Chk Pass	Chk Pass
High Limit						
Low Limit						

Elem	Cd2265	Co2286	Cr2677	Cu3247	Fe2714	K_7664
Line	226.502 {449}	228.616 {447}	267.716 {126}	324.754 {104}	271.441 {124}	766.490 { 44}
IS Ref	(Y_2243)	(Y_2243)	(Y_3600)	(Y_3600)	(Y_3600)	(Y_3710)
Units	ppb	ppb	ppb	ppb	ppb	ppb
Avg	**.1702**	**.0602**	**-.1165**	**1.715**	**1.689**	**20.46**
Stddev	.0455	.0735	.2212	.703	13.02	45.41
%RSD	26.76	122.2	190.0	41.01	770.8	221.9
#1	.1842	.1057	-.1401	2.402	15.69	22.24
#2	.1193	.0995	.1156	1.747	-.5770	64.95
#3	.2071	-.0247	-.3249	.9965	-10.05	-25.81
Check ?	Chk Pass	Chk Pass	Chk Pass	Chk Pass	Chk Pass	Chk Pass
High Limit						
Low Limit						

Elem	Mg2790	Mn2576	Na5895	Ni2316	Pb2203	Sb2068
Line	279.079 {121}	257.610 {131}	589.592 { 57}	231.604 {446}	220.353 {453}	206.833 {463}
IS Ref	(Y_3600)	(Y_3600)	(Y_3710)	(Y_2243)	(Y_2243)	(Y_2243)
Units	ppb	ppb	ppb	ppb	ppb	ppb
Avg	**11.08**	**.4550**	**18.76**	**.3222**	**-.6155**	**.5016**
Stddev	2.26	.2483	31.56	.1889	.4165	1.609
%RSD	20.38	54.58	168.2	58.63	67.66	320.8
#1	12.96	.7096	36.16	.4650	-.6492	2.314
#2	11.70	.4419	37.79	.3937	-1.014	-.0523
#3	8.575	.2135	-17.67	.1080	-.1832	-.7572
Check ?	Chk Pass	Chk Pass	Chk Pass	Chk Pass	Chk Pass	Chk Pass
High Limit						
Low Limit						

Sample Name: CCB Acquired: 1/24/2017 12:27:34 Type: QC
Method: BC011117(v9) Mode: CONC Corr. Factor: 1.000000
User: admin Custom ID1: Custom ID2: Custom ID3:
Comment:

Elem	Se196	Tl1908	V_2924	Zn2062	B_2089	Mo2020
Line	196.090 {472}	190.856 {477}	292.402 {115}	206.200 {463}	208.959 {461}	202.030 {467}
IS Ref	(Y_2243)	(Y_2243)	(Y_3600)	(Y_2243)	(Y_2243)	(Y_2243)
Units	ppb	ppb	ppb	ppb	ppb	ppb
Avg	**-.6194**	**.0849**	**.3253**	**.8718**	**1.293**	**2.671**
Stddev	1.862	3.005	.2352	.2258	.704	.344
%RSD	300.6	3541.	72.29	25.90	54.39	12.87
#1	.2208	2.173	.5943	1.108	2.003	2.375
#2	-2.753	1.441	.2236	.6577	1.281	2.590
#3	.6741	-3.360	.1582	.8500	.5960	3.047
Check ?	Chk Pass	Chk Pass	Chk Pass	Chk Pass	Chk Pass	Chk Pass
High Limit						
Low Limit						

Elem	Sn1899	Sr4077	Ti3349	Si2881
Line	189.989 {477}	407.771 { 83}	334.941 {101}	288.158 {117}
IS Ref	(Y_2243)	(Y_3710)	(Y_3600)	(Y_2243)
Units	ppb	ppb	ppb	ppb
Avg	**-.1746**	**.3387**	**1.066**	**-3.869**
Stddev	.3859	.6413	.050	5.845
%RSD	221.0	189.3	4.711	151.1
#1	-.5172	.1903	1.051	-4.273
#2	.2434	1.041	1.026	-9.502
#3	-.2499	-.2154	1.123	2.167
Check ?	Chk Pass	Chk Pass	Chk Pass	None
High Limit				
Low Limit				

Int. Std.	Y_2243	Y_3600	Y_3710
Line	224.306 {450}	360.073 { 94}	371.030 { 91}
Units	Cts/S	Cts/S	Cts/S
Avg	**4181.3**	**27400.**	**9277.9**
Stddev	4.2	353.	144.0
%RSD	.10080	1.2882	1.5522
#1	4177.2	27076.	9137.3
#2	4185.6	27348.	9271.4
#3	4181.0	27776.	9425.1

Sample Name: CCVL Acquired: 1/24/2017 12:31:27 Type: QC
Method: BC011117(v9) Mode: CONC Corr. Factor: 1.000000
User: admin Custom ID1: Custom ID2: Custom ID3:
Comment:

Elem	Al3961	As1890	Ag3280	Ba2335	Be3130	Ca3181
Line	396.152 { 85}	189.042 {478}	328.068 {103}	233.527 {445}	313.042 {108}	318.128 {106}
IS Ref	(Y_3710)	(Y_2243)	(Y_3600)	(Y_2243)	(Y_3710)	(Y_3600)
Units	ppb	ppb	ppb	ppb	ppb	ppb
Avg	**186.4**	**13.92**	**10.90**	**203.0**	**1.862**	**4848.**
Stddev	11.1	2.52	.53	.6	.073	29.
%RSD	5.939	18.07	4.903	.2905	3.929	.5943
#1	196.0	16.09	10.33	203.7	1.895	4880.
#2	174.3	11.16	10.98	202.8	1.912	4825.
#3	189.0	14.51	11.39	202.6	1.778	4838.
Check ?	Chk Pass	Chk Pass	Chk Pass	Chk Pass	Chk Pass	Chk Pass
Value						
Range						

Elem	Cd2265	Co2286	Cr2677	Cu3247	Fe2714	K_7664
Line	226.502 {449}	228.616 {447}	267.716 {126}	324.754 {104}	271.441 {124}	766.490 { 44}
IS Ref	(Y_2243)	(Y_2243)	(Y_3600)	(Y_3600)	(Y_3600)	(Y_3710)
Units	ppb	ppb	ppb	ppb	ppb	ppb
Avg	**4.136**	**50.82**	**9.536**	**24.00**	**155.0**	**4557.**
Stddev	.032	.14	.290	.65	4.5	87.
%RSD	.7835	.2810	3.037	2.709	2.934	1.904
#1	4.168	50.66	9.819	23.65	153.2	4654.
#2	4.103	50.94	9.240	23.60	160.2	4487.
#3	4.137	50.86	9.550	24.75	151.7	4529.
Check ?	Chk Pass	Chk Pass	Chk Pass	Chk Pass	Chk Pass	Chk Pass
Value						
Range						

Elem	Mg2790	Mn2576	Na5895	Ni2316	Pb2203	Sb2068
Line	279.079 {121}	257.610 {131}	589.592 { 57}	231.604 {446}	220.353 {453}	206.833 {463}
IS Ref	(Y_3600)	(Y_3600)	(Y_3710)	(Y_2243)	(Y_2243)	(Y_2243)
Units	ppb	ppb	ppb	ppb	ppb	ppb
Avg	**4676.**	**15.69**	**4534.**	**41.26**	**9.876**	**19.03**
Stddev	42.	.14	16.	.52	.676	1.67
%RSD	.9010	.9028	.3590	1.253	6.844	8.747
#1	4658.	15.65	4518.	40.88	10.61	20.87
#2	4646.	15.57	4551.	41.85	9.272	17.63
#3	4724.	15.85	4534.	41.05	9.751	18.60
Check ?	Chk Pass	Chk Pass	Chk Pass	Chk Pass	Chk Pass	Chk Pass
Value						
Range						

Sample Name: CCVL Acquired: 1/24/2017 12:31:27 Type: QC
Method: BC011117(v9) Mode: CONC Corr. Factor: 1.000000
User: admin Custom ID1: Custom ID2: Custom ID3:
Comment:

Elem	Se196	Tl1908	V_2924	Zn2062	B_2089	Mo2020
Line	196.090 {472}	190.856 {477}	292.402 {115}	206.200 {463}	208.959 {461}	202.030 {467}
IS Ref	(Y_2243)	(Y_2243)	(Y_3600)	(Y_2243)	(Y_2243)	(Y_2243)
Units	ppb	ppb	ppb	ppb	ppb	ppb
Avg	**18.48**	**20.77**	**49.63**	**31.06**	**47.76**	**19.38**
Stddev	1.41	1.49	.37	.16	.38	.42
%RSD	7.614	7.185	.7428	.5290	.7975	2.189
#1	18.94	19.52	49.26	31.11	47.99	18.89
#2	19.60	22.42	49.63	31.19	47.32	19.63
#3	16.90	20.37	50.00	30.87	47.97	19.62
Check ?	Chk Pass	Chk Pass	Chk Pass	Chk Pass	Chk Pass	Chk Pass
Value						
Range						

Elem	Sn1899	Sr4077	Ti3349	Si2881
Line	189.989 {477}	407.771 { 83}	334.941 {101}	288.158 {117}
IS Ref	(Y_2243)	(Y_3710)	(Y_3600)	(Y_2243)
Units	ppb	ppb	ppb	ppb
Avg	**47.80**	**19.82**	**19.97**	F **-10.68**
Stddev	.19	.13	.12	11.86
%RSD	.3953	.6521	.6180	111.0
#1	47.62	19.68	19.84	.0507
#2	47.80	19.84	20.09	-23.41
#3	47.99	19.93	19.98	-8.692
Check ?	Chk Pass	Chk Pass	Chk Pass	Chk Fail
Value				200.0
Range				-30.50%

Int. Std.	Y_2243	Y_3600	Y_3710
Line	224.306 {450}	360.073 { 94}	371.030 { 91}
Units	Cts/S	Cts/S	Cts/S
Avg	**4159.7**	**27661.**	**9350.2**
Stddev	8.0	251.	21.1
%RSD	.19261	.90678	.22615
#1	4151.9	27593.	9327.8
#2	4167.9	27939.	9353.0
#3	4159.4	27452.	9369.8

Sample Name: mb 460-415934/1-a@2 Acquired: 1/24/2017 12:36:05 Type: QC
Method: BC011117(v9) Mode: CONC Corr. Factor: 1.000000
User: admin Custom ID1: Custom ID2: Custom ID3:
Comment:

Elem	Al3961	As1890	Ag3280	Ba2335	Be3130	Ca3181
Line	396.152 { 85}	189.042 {478}	328.068 {103}	233.527 {445}	313.042 {108}	318.128 {106}
IS Ref	(Y_3710)	(Y_2243)	(Y_3600)	(Y_2243)	(Y_3710)	(Y_3600)
Units	ppb	ppb	ppb	ppb	ppb	ppb
Avg	**-3.333**	**1.285**	**.1107**	**.0565**	**-.0310**	**4.335**
Stddev	7.959	1.980	.4666	.1444	.1441	6.086
%RSD	238.8	154.1	421.5	255.5	464.5	140.4
#1	5.416	.2291	-.3570	-.0656	.1264	1.193
#2	-5.270	.0561	.1130	.2159	-.0630	11.35
#3	-10.14	3.570	.5761	.0193	-.1564	.4627
Check ?	Chk Pass	Chk Pass	Chk Pass	Chk Pass	Chk Pass	Chk Pass
High Limit						
Low Limit						

Elem	Cd2265	Co2286	Cr2677	Cu3247	Fe2714	K_7664
Line	226.502 {449}	228.616 {447}	267.716 {126}	324.754 {104}	271.441 {124}	766.490 { 44}
IS Ref	(Y_2243)	(Y_2243)	(Y_3600)	(Y_3600)	(Y_3600)	(Y_3710)
Units	ppb	ppb	ppb	ppb	ppb	ppb
Avg	**.0501**	**.0885**	**.2114**	**.6155**	**-5.874**	**17.85**
Stddev	.0716	.0786	.2522	.6823	5.130	46.09
%RSD	142.8	88.75	119.3	110.9	87.33	258.2
#1	.1143	.1617	.4712	.0173	-6.675	-34.28
#2	.0631	.0983	-.0325	.4705	-.3908	34.64
#3	-.0271	.0055	.1956	1.359	-10.56	53.18
Check ?	Chk Pass	Chk Pass	Chk Pass	Chk Pass	Chk Pass	Chk Pass
High Limit						
Low Limit						

Elem	Mg2790	Mn2576	Na5895	Ni2316	Pb2203	Sb2068
Line	279.079 {121}	257.610 {131}	589.592 { 57}	231.604 {446}	220.353 {453}	206.833 {463}
IS Ref	(Y_3600)	(Y_3600)	(Y_3710)	(Y_2243)	(Y_2243)	(Y_2243)
Units	ppb	ppb	ppb	ppb	ppb	ppb
Avg	**.1329**	**.0391**	**-25.60**	**1.333**	**-.2709**	**-1.262**
Stddev	3.428	.0531	26.84	.230	.8707	1.496
%RSD	2580.	135.9	104.8	17.23	321.4	118.5
#1	4.049	.0169	-15.51	1.370	-.6840	.2118
#2	-2.328	.0007	-56.01	1.088	.7295	-1.219
#3	-1.322	.0997	-5.264	1.543	-.8581	-2.778
Check ?	Chk Pass	Chk Pass	Chk Pass	Chk Pass	Chk Pass	Chk Pass
High Limit						
Low Limit						

Sample Name: mb 460-415934/1-a@2 Acquired: 1/24/2017 12:36:05 Type: QC
Method: BC011117(v9) Mode: CONC Corr. Factor: 1.000000
User: admin Custom ID1: Custom ID2: Custom ID3:
Comment:

Elem	Se196	Tl1908	V_2924	Zn2062	B_2089	Mo2020
Line	196.090 {472}	190.856 {477}	292.402 {115}	206.200 {463}	208.959 {461}	202.030 {467}
IS Ref	(Y_2243)	(Y_2243)	(Y_3600)	(Y_2243)	(Y_2243)	(Y_2243)
Units	ppb	ppb	ppb	ppb	ppb	ppb
Avg	**-.8340**	**.3517**	**.1117**	**.8065**	**.0334**	**-.0977**
Stddev	4.582	3.535	.3095	.0520	.2625	.0139
%RSD	549.4	1005.	277.2	6.454	786.8	14.18
#1	.4971	-1.477	-.0891	.7473	-.2616	-.1002
#2	-5.934	-1.894	-.0441	.8451	.1202	-.0828
#3	2.935	4.426	.4681	.8270	.2414	-.1102
Check ?	Chk Pass	Chk Pass	Chk Pass	Chk Pass	Chk Pass	Chk Pass
High Limit						
Low Limit						

Elem	Sn1899	Sr4077	Ti3349	Si2881
Line	189.989 {477}	407.771 { 83}	334.941 {101}	288.158 {117}
IS Ref	(Y_2243)	(Y_3710)	(Y_3600)	(Y_2243)
Units	ppb	ppb	ppb	ppb
Avg	**-.5780**	**-.0890**	**-.0601**	**-12.60**
Stddev	.6847	.0744	.3075	16.49
%RSD	118.5	83.62	511.3	130.9
#1	-1.363	-.1739	.0452	3.526
#2	-.1010	-.0581	-.4064	-11.90
#3	-.2705	-.0350	.1808	-29.43
Check ?	Chk Pass	Chk Pass	Chk Pass	None
High Limit				
Low Limit				

Int. Std.	Y_2243	Y_3600	Y_3710
Line	224.306 {450}	360.073 { 94}	371.030 { 91}
Units	Cts/S	Cts/S	Cts/S
Avg	**4169.3**	**27368.**	**9171.8**
Stddev	20.0	402.	80.4
%RSD	.47908	1.4689	.87642
#1	4146.4	27014.	9101.2
#2	4179.0	27805.	9259.3
#3	4182.6	27285.	9154.9

Sample Name: pds 460-127036-b-9-a Acquired: 1/24/2017 12:39:55 Type: Unk
Method: BC011117(v9) Mode: CONC Corr. Factor: 1.000000
User: admin Custom ID1: Custom ID2: Custom ID3:
Comment:

Elem	Al3961	As1890	Ag3280	Ba2335	Be3130	Ca3181
Line	396.152 { 85}	189.042 {478}	328.068 {103}	233.527 {445}	313.042 {108}	318.128 {106}
IS Ref	(Y_3710)	(Y_2243)	(Y_3600)	(Y_2243)	(Y_3710)	(Y_3600)
Units	ppb	ppb	ppb	ppb	ppb	ppb
Avg	**29780.**	**2017.**	**50.90**	**2258.**	**51.99**	**32050.**
Stddev	170.	6.	.32	2.	.08	48.
%RSD	.5696	.3155	.6244	.0928	.1501	.1503
#1	29630.	2010.	50.53	2258.	52.05	32000.
#2	29760.	2019.	51.11	2260.	51.90	32080.
#3	29970.	2022.	51.05	2256.	52.02	32080.
Check ?	Chk Pass	Chk Pass	Chk Pass	Chk Pass	Chk Pass	Chk Pass
High Limit						
Low Limit						

Elem	Cd2265	Co2286	Cr2677	Cu3247	Fe2714	K_7664
Line	226.502 {449}	228.616 {447}	267.716 {126}	324.754 {104}	271.441 {124}	766.490 { 44}
IS Ref	(Y_2243)	(Y_2243)	(Y_3600)	(Y_3600)	(Y_3600)	(Y_3710)
Units	ppb	ppb	ppb	ppb	ppb	ppb
Avg	**53.79**	**531.7**	**476.3**	**309.3**	**69520.**	**22200.**
Stddev	.21	.7	2.8	.6	38.	38.
%RSD	.3828	.1338	.5934	.1910	.0546	.1692
#1	53.56	531.9	476.1	309.6	69480.	22220.
#2	53.89	532.3	473.5	308.6	69530.	22220.
#3	53.93	530.9	479.2	309.6	69560.	22150.
Check ?	Chk Pass	Chk Pass	Chk Pass	Chk Pass	Chk Pass	Chk Pass
High Limit						
Low Limit						

Elem	Mg2790	Mn2576	Na5895	Ni2316	Pb2203	Sb2068
Line	279.079 {121}	257.610 {131}	589.592 { 57}	231.604 {446}	220.353 {453}	206.833 {463}
IS Ref	(Y_3600)	(Y_3600)	(Y_3710)	(Y_2243)	(Y_2243)	(Y_2243)
Units	ppb	ppb	ppb	ppb	ppb	ppb
Avg	**26840.**	**859.7**	**20510.**	**562.9**	**1168.**	**485.0**
Stddev	49.	1.7	42.	1.5	4.	4.9
%RSD	.1819	.1993	.2063	.2710	.3140	1.009
#1	26800.	857.8	20540.	561.2	1166.	490.0
#2	26810.	860.8	20530.	563.4	1173.	484.8
#3	26890.	860.6	20460.	564.1	1166.	480.2
Check ?	Chk Pass	Chk Pass	Chk Pass	Chk Pass	Chk Pass	Chk Pass
High Limit						
Low Limit						

Sample Name: pds 460-127036-b-9-a Acquired: 1/24/2017 12:39:55 Type: Unk
Method: BC011117(v9) Mode: CONC Corr. Factor: 1.000000
User: admin Custom ID1: Custom ID2: Custom ID3:
Comment:

Elem	Se196	Tl1908	V_2924	Zn2062	B_2089	Mo2020
Line	196.090 {472}	190.856 {477}	292.402 {115}	206.200 {463}	208.959 {461}	202.030 {467}
IS Ref	(Y_2243)	(Y_2243)	(Y_3600)	(Y_2243)	(Y_2243)	(Y_2243)
Units	ppb	ppb	ppb	ppb	ppb	ppb
Avg	**1975.**	**2086.**	**688.6**	**1589.**	**510.8**	**503.0**
Stddev	5.	10.	4.6	7.	1.4	2.7
%RSD	.2480	.4653	.6616	.4678	.2682	.5372
#1	1969.	2083.	687.9	1581.	509.9	502.4
#2	1979.	2097.	684.5	1594.	512.4	506.0
#3	1976.	2078.	693.5	1592.	510.2	500.7
Check ?	Chk Pass	Chk Pass	Chk Pass	Chk Pass	Chk Pass	Chk Pass
High Limit						
Low Limit						

Elem	Sn1899	Sr4077	Ti3349	Si2881
Line	189.989 {477}	407.771 { 83}	334.941 {101}	288.158 {117}
IS Ref	(Y_2243)	(Y_3710)	(Y_3600)	(Y_2243)
Units	ppb	ppb	ppb	ppb
Avg	**525.0**	**548.9**	**1097.**	**1053.**
Stddev	2.1	.6	2.	10.
%RSD	.3951	.1143	.2030	.9733
#1	524.6	548.4	1094.	1047.
#2	527.3	548.7	1098.	1047.
#3	523.3	549.6	1098.	1065.
Check ?	Chk Pass	Chk Pass	Chk Pass	Chk Pass
High Limit				
Low Limit				

Int. Std.	Y_2243	Y_3600	Y_3710
Line	224.306 {450}	360.073 { 94}	371.030 { 91}
Units	Cts/S	Cts/S	Cts/S
Avg	**4127.2**	**26863.**	**9164.3**
Stddev	14.2	112.	74.3
%RSD	.34503	.41675	.81039
#1	4126.4	26761.	9078.8
#2	4113.4	26844.	9211.7
#3	4141.8	26983.	9202.6

Sample Name: 460-127036-b-9-c ms Acquired: 1/24/2017 12:43:27 Type: Unk
Method: BC011117(v9) Mode: CONC Corr. Factor: 1.000000
User: admin Custom ID1: Custom ID2: Custom ID3:
Comment:

Elem	Al3961	As1890	Ag3280	Ba2335	Be3130	Ca3181
Line	396.152 { 85}	189.042 {478}	328.068 {103}	233.527 {445}	313.042 {108}	318.128 {106}
IS Ref	(Y_3710)	(Y_2243)	(Y_3600)	(Y_2243)	(Y_3710)	(Y_3600)
Units	ppb	ppb	ppb	ppb	ppb	ppb
Avg	**39760.**	**986.1**	**24.68**	**1182.**	**26.43**	**31410.**
Stddev	53.	3.4	.45	2.	.12	194.
%RSD	.1329	.3470	1.837	.1811	.4545	.6185
#1	39780.	983.0	24.16	1180.	26.43	31200.
#2	39700.	989.8	24.88	1182.	26.31	31440.
#3	39800.	985.7	25.00	1184.	26.55	31580.
Check ?	Chk Pass	Chk Pass	Chk Pass	Chk Pass	Chk Pass	Chk Pass
High Limit						
Low Limit						

Elem	Cd2265	Co2286	Cr2677	Cu3247	Fe2714	K_7664
Line	226.502 {449}	228.616 {447}	267.716 {126}	324.754 {104}	271.441 {124}	766.490 { 44}
IS Ref	(Y_2243)	(Y_2243)	(Y_3600)	(Y_3600)	(Y_3600)	(Y_3710)
Units	ppb	ppb	ppb	ppb	ppb	ppb
Avg	**27.07**	**268.4**	**198.9**	**185.3**	**47480.**	**13080.**
Stddev	.10	.6	.8	.3	310.	41.
%RSD	.3686	.2151	.4125	.1557	.6529	.3153
#1	27.17	267.8	199.1	185.4	47130.	13040.
#2	27.05	269.0	198.0	185.6	47570.	13080.
#3	26.97	268.4	199.6	185.0	47730.	13120.
Check ?	Chk Pass	Chk Pass	Chk Pass	Chk Pass	Chk Pass	Chk Pass
High Limit						
Low Limit						

Elem	Mg2790	Mn2576	Na5895	Ni2316	Pb2203	Sb2068
Line	279.079 {121}	257.610 {131}	589.592 { 57}	231.604 {446}	220.353 {453}	206.833 {463}
IS Ref	(Y_3600)	(Y_3600)	(Y_3710)	(Y_2243)	(Y_2243)	(Y_2243)
Units	ppb	ppb	ppb	ppb	ppb	ppb
Avg	**23190.**	**587.6**	**9776.**	**305.9**	**926.3**	**148.1**
Stddev	242.	2.1	40.	1.1	6.4	.2
%RSD	1.042	.3512	.4109	.3515	.6944	.1323
#1	22920.	585.4	9805.	304.8	919.5	147.9
#2	23240.	588.1	9730.	306.0	927.0	148.2
#3	23400.	589.4	9792.	307.0	932.3	148.3
Check ?	Chk Pass	Chk Pass	Chk Pass	Chk Pass	Chk Pass	Chk Pass
High Limit						
Low Limit						

Sample Name: 460-127036-b-9-c ms Acquired: 1/24/2017 12:43:27 Type: Unk
Method: BC011117(v9) Mode: CONC Corr. Factor: 1.000000
User: admin Custom ID1: Custom ID2: Custom ID3:
Comment:

Elem	Se196	Tl1908	V_2924	Zn2062	B_2089	Mo2020
Line	196.090 {472}	190.856 {477}	292.402 {115}	206.200 {463}	208.959 {461}	202.030 {467}
IS Ref	(Y_2243)	(Y_2243)	(Y_3600)	(Y_2243)	(Y_2243)	(Y_2243)
Units	ppb	ppb	ppb	ppb	ppb	ppb
Avg	**947.8**	**1021.**	**367.8**	**1222.**	**260.4**	**242.3**
Stddev	4.1	5.	.2	4.	1.2	1.8
%RSD	.4302	.5089	.0630	.3014	.4775	.7488
#1	943.4	1015.	367.6	1220.	259.2	240.9
#2	948.6	1022.	368.1	1220.	260.3	241.6
#3	951.5	1025.	367.8	1226.	261.6	244.3
Check ?	Chk Pass	Chk Pass	Chk Pass	Chk Pass	Chk Pass	Chk Pass
High Limit						
Low Limit						

Elem	Sn1899	Sr4077	Ti3349	Si2881
Line	189.989 {477}	407.771 { 83}	334.941 {101}	288.158 {117}
IS Ref	(Y_2243)	(Y_3710)	(Y_3600)	(Y_2243)
Units	ppb	ppb	ppb	ppb
Avg	**249.8**	**285.6**	**905.3**	**1704.**
Stddev	1.0	.7	2.3	20.
%RSD	.3882	.2414	.2562	1.200
#1	248.9	286.4	902.6	1685.
#2	249.8	285.1	906.6	1726.
#3	250.8	285.3	906.7	1700.
Check ?	Chk Pass	Chk Pass	Chk Pass	Chk Pass
High Limit				
Low Limit				

Int. Std.	Y_2243	Y_3600	Y_3710
Line	224.306 {450}	360.073 { 94}	371.030 { 91}
Units	Cts/S	Cts/S	Cts/S
Avg	**4142.7**	**26926.**	**9224.0**
Stddev	5.8	157.	120.4
%RSD	.13904	.58169	1.3052
#1	4140.5	26995.	9269.8
#2	4149.3	27036.	9314.8
#3	4138.4	26746.	9087.5

Sample Name: 460-127036-b-9-b du Acquired: 1/24/2017 12:47:05 Type: Unk
Method: BC011117(v9) Mode: CONC Corr. Factor: 1.000000
User: admin Custom ID1: Custom ID2: Custom ID3:
Comment:

Elem	Al3961	As1890	Ag3280	Ba2335	Be3130	Ca3181
Line	396.152 { 85}	189.042 {478}	328.068 {103}	233.527 {445}	313.042 {108}	318.128 {106}
IS Ref	(Y_3710)	(Y_2243)	(Y_3600)	(Y_2243)	(Y_3710)	(Y_3600)
Units	ppb	ppb	ppb	ppb	ppb	ppb
Avg	**26580.**	**25.52**	**-.5266**	**132.8**	**1.383**	**13900.**
Stddev	65.	2.01	.3508	.6	.040	84.
%RSD	.2454	7.875	66.62	.4192	2.901	.6058
#1	26520.	27.45	-.3522	132.6	1.337	13800.
#2	26650.	23.44	-.2972	132.4	1.411	13960.
#3	26580.	25.66	-.9305	133.4	1.401	13930.
Check ?	Chk Pass	Chk Pass	Chk Pass	Chk Pass	Chk Pass	Chk Pass
High Limit						
Low Limit						

Elem	Cd2265	Co2286	Cr2677	Cu3247	Fe2714	K_7664
Line	226.502 {449}	228.616 {447}	267.716 {126}	324.754 {104}	271.441 {124}	766.490 { 44}
IS Ref	(Y_2243)	(Y_2243)	(Y_3600)	(Y_3600)	(Y_3600)	(Y_3710)
Units	ppb	ppb	ppb	ppb	ppb	ppb
Avg	**1.589**	**10.23**	**80.53**	**58.16**	**43990.**	**2462.**
Stddev	.176	.21	1.16	.16	250.	18.
%RSD	11.07	2.101	1.435	.2713	.5692	.7203
#1	1.792	10.28	80.07	58.09	43700.	2463.
#2	1.502	9.997	81.84	58.34	44180.	2478.
#3	1.474	10.42	79.68	58.05	44070.	2443.
Check ?	Chk Pass	Chk Pass	Chk Pass	Chk Pass	Chk Pass	Chk Pass
High Limit						
Low Limit						

Elem	Mg2790	Mn2576	Na5895	Ni2316	Pb2203	Sb2068
Line	279.079 {121}	257.610 {131}	589.592 { 57}	231.604 {446}	220.353 {453}	206.833 {463}
IS Ref	(Y_3600)	(Y_3600)	(Y_3710)	(Y_2243)	(Y_2243)	(Y_2243)
Units	ppb	ppb	ppb	ppb	ppb	ppb
Avg	**8973.**	**307.5**	**126.6**	**40.47**	**727.9**	**-.7120**
Stddev	109.	1.0	11.5	.41	6.2	.9609
%RSD	1.212	.3223	9.080	1.001	.8539	135.0
#1	8851.	306.4	129.3	40.82	725.2	.3749
#2	9061.	308.2	136.4	40.03	723.6	-1.062
#3	9006.	308.0	113.9	40.56	735.1	-1.449
Check ?	Chk Pass	Chk Pass	Chk Pass	Chk Pass	Chk Pass	Chk Pass
High Limit						
Low Limit						

Sample Name: 460-127036-b-9-b du Acquired: 1/24/2017 12:47:05 Type: Unk
Method: BC011117(v9) Mode: CONC Corr. Factor: 1.000000
User: admin Custom ID1: Custom ID2: Custom ID3:
Comment:

Elem	Se196	Tl1908	V_2924	Zn2062	B_2089	Mo2020
Line	196.090 {472}	190.856 {477}	292.402 {115}	206.200 {463}	208.959 {461}	202.030 {467}
IS Ref	(Y_2243)	(Y_2243)	(Y_3600)	(Y_2243)	(Y_2243)	(Y_2243)
Units	ppb	ppb	ppb	ppb	ppb	ppb
Avg	**.6373**	**-.1125**	**94.40**	**940.5**	**66.18**	**3.404**
Stddev	2.874	1.442	.66	2.1	.42	.214
%RSD	451.0	1282.	.6982	.2282	.6393	6.290
#1	1.471	-1.365	93.67	942.2	66.28	3.205
#2	3.002	1.464	94.61	938.1	65.71	3.631
#3	-2.562	-.4367	94.94	941.3	66.54	3.378
Check ?	Chk Pass	Chk Pass	Chk Pass	Chk Pass	Chk Pass	Chk Pass
High Limit						
Low Limit						

Elem	Sn1899	Sr4077	Ti3349	Si2881
Line	189.989 {477}	407.771 { 83}	334.941 {101}	288.158 {117}
IS Ref	(Y_2243)	(Y_3710)	(Y_3600)	(Y_2243)
Units	ppb	ppb	ppb	ppb
Avg	**10.02**	**29.78**	**604.8**	**1014.**
Stddev	.75	.15	.6	25.
%RSD	7.495	.4906	.0961	2.467
#1	9.161	29.94	604.3	1032.
#2	10.35	29.66	604.7	1025.
#3	10.55	29.74	605.4	985.9
Check ?	Chk Pass	Chk Pass	Chk Pass	Chk Pass
High Limit				
Low Limit				

Int. Std.	Y_2243	Y_3600	Y_3710
Line	224.306 {450}	360.073 { 94}	371.030 { 91}
Units	Cts/S	Cts/S	Cts/S
Avg	**4187.5**	**27581.**	**9364.2**
Stddev	9.1	120.	84.8
%RSD	.21848	.43325	.90552
#1	4180.9	27695.	9458.7
#2	4197.9	27456.	9294.8
#3	4183.7	27593.	9339.1

Sample Name: 460-127036-b-9-a@4 Acquired: 1/24/2017 12:50:50 Type: Unk
Method: BC011117(v9) Mode: CONC Corr. Factor: 1.000000
User: admin Custom ID1: Custom ID2: Custom ID3:
Comment:

Elem	Al3961	As1890	Ag3280	Ba2335	Be3130	Ca3181
Line	396.152 { 85}	189.042 {478}	328.068 {103}	233.527 {445}	313.042 {108}	318.128 {106}
IS Ref	(Y_3710)	(Y_2243)	(Y_3600)	(Y_2243)	(Y_3710)	(Y_3600)
Units	ppb	ppb	ppb	ppb	ppb	ppb
Avg	**28010.**	**46.86**	**-1.334**	**140.5**	**1.812**	**11630.**
Stddev	22.	1.43	.169	.3	.035	42.
%RSD	.0788	3.055	12.67	.2299	1.914	.3589
#1	28000.	45.69	-1.139	140.9	1.852	11660.
#2	28030.	48.46	-1.420	140.5	1.786	11580.
#3	27990.	46.44	-1.443	140.2	1.799	11660.
Check ?	Chk Pass	Chk Pass	Chk Pass	Chk Pass	Chk Pass	Chk Pass
High Limit						
Low Limit						

Elem	Cd2265	Co2286	Cr2677	Cu3247	Fe2714	K_7664
Line	226.502 {449}	228.616 {447}	267.716 {126}	324.754 {104}	271.441 {124}	766.490 { 44}
IS Ref	(Y_2243)	(Y_2243)	(Y_3600)	(Y_3600)	(Y_3600)	(Y_3710)
Units	ppb	ppb	ppb	ppb	ppb	ppb
Avg	**2.098**	**8.442**	**268.4**	**56.02**	**69380.**	**2563.**
Stddev	.119	.202	1.1	.54	159.	15.
%RSD	5.663	2.391	.4261	.9703	.2289	.5706
#1	1.961	8.426	269.5	55.74	69520.	2547.
#2	2.163	8.652	268.3	55.67	69210.	2576.
#3	2.170	8.249	267.2	56.64	69410.	2567.
Check ?	Chk Pass	Chk Pass	Chk Pass	Chk Pass	Chk Pass	Chk Pass
High Limit						
Low Limit						

Elem	Mg2790	Mn2576	Na5895	Ni2316	Pb2203	Sb2068
Line	279.079 {121}	257.610 {131}	589.592 { 57}	231.604 {446}	220.353 {453}	206.833 {463}
IS Ref	(Y_3600)	(Y_3600)	(Y_3710)	(Y_2243)	(Y_2243)	(Y_2243)
Units	ppb	ppb	ppb	ppb	ppb	ppb
Avg	**7107.**	**332.6**	**89.60**	**34.74**	**669.4**	**.0935**
Stddev	28.	1.0	7.47	.23	3.4	1.550
%RSD	.3887	.2950	8.337	.6695	.5055	1658.
#1	7091.	333.1	95.65	34.68	665.7	-1.319
#2	7091.	331.4	81.25	34.54	670.2	1.751
#3	7139.	333.2	91.91	35.00	672.3	-.1515
Check ?	Chk Pass	Chk Pass	Chk Pass	Chk Pass	Chk Pass	Chk Pass
High Limit						
Low Limit						

Sample Name: 460-127036-b-9-a@4 Acquired: 1/24/2017 12:50:50 Type: Unk
Method: BC011117(v9) Mode: CONC Corr. Factor: 1.000000
User: admin Custom ID1: Custom ID2: Custom ID3:
Comment:

Elem	Se196	Tl1908	V_2924	Zn2062	B_2089	Mo2020
Line	196.090 {472}	190.856 {477}	292.402 {115}	206.200 {463}	208.959 {461}	202.030 {467}
IS Ref	(Y_2243)	(Y_2243)	(Y_3600)	(Y_2243)	(Y_2243)	(Y_2243)
Units	ppb	ppb	ppb	ppb	ppb	ppb
Avg	**2.779**	**.5063**	**165.7**	**1075.**	**14.09**	**3.380**
Stddev	4.001	1.766	1.1	1.	.08	.252
%RSD	144.0	348.9	.6661	.0539	.6029	7.466
#1	2.956	2.537	164.5	1076.	14.17	3.090
#2	-1.308	-.6728	165.9	1075.	14.01	3.553
#3	6.688	-.3451	166.7	1075.	14.08	3.496
Check ?	Chk Pass	Chk Pass	Chk Pass	Chk Pass	Chk Pass	Chk Pass
High Limit						
Low Limit						

Elem	Sn1899	Sr4077	Ti3349	Si2881
Line	189.989 {477}	407.771 { 83}	334.941 {101}	288.158 {117}
IS Ref	(Y_2243)	(Y_3710)	(Y_3600)	(Y_2243)
Units	ppb	ppb	ppb	ppb
Avg	**10.11**	**29.20**	**578.9**	**1014.**
Stddev	.26	.14	.8	34.
%RSD	2.532	.4658	.1329	3.368
#1	10.21	29.04	579.8	989.7
#2	10.29	29.30	578.3	1053.
#3	9.814	29.24	578.6	1000.
Check ?	Chk Pass	Chk Pass	Chk Pass	Chk Pass
High Limit				
Low Limit				

Int. Std.	Y_2243	Y_3600	Y_3710
Line	224.306 {450}	360.073 { 94}	371.030 { 91}
Units	Cts/S	Cts/S	Cts/S
Avg	**4186.6**	**27480.**	**9217.4**
Stddev	15.9	237.	100.4
%RSD	.37887	.86264	1.0894
#1	4168.4	27210.	9118.9
#2	4193.3	27656.	9319.6
#3	4197.9	27573.	9213.9

Sample Name: sd 460-127036-b-9-a Acquired: 1/24/2017 12:54:32 Type: Unk
Method: BC011117(v9) Mode: CONC Corr. Factor: 1.000000
User: admin Custom ID1: Custom ID2: Custom ID3:
Comment:

Elem	Al3961	As1890	Ag3280	Ba2335	Be3130	Ca3181
Line	396.152 { 85}	189.042 {478}	328.068 {103}	233.527 {445}	313.042 {108}	318.128 {106}
IS Ref	(Y_3710)	(Y_2243)	(Y_3600)	(Y_2243)	(Y_3710)	(Y_3600)
Units	ppb	ppb	ppb	ppb	ppb	ppb
Avg	**5501.**	**7.932**	**.2073**	**27.59**	**.2615**	**2321.**
Stddev	31.	2.396	.6687	.24	.0271	6.
%RSD	.5660	30.21	322.6	.8601	10.38	.2692
#1	5469.	5.436	.8889	27.54	.2882	2315.
#2	5531.	8.146	.1807	27.39	.2625	2320.
#3	5503.	10.21	-.4477	27.86	.2339	2327.
Check ?	Chk Pass	Chk Pass	Chk Pass	Chk Pass	Chk Pass	Chk Pass
High Limit						
Low Limit						

Elem	Cd2265	Co2286	Cr2677	Cu3247	Fe2714	K_7664
Line	226.502 {449}	228.616 {447}	267.716 {126}	324.754 {104}	271.441 {124}	766.490 { 44}
IS Ref	(Y_2243)	(Y_2243)	(Y_3600)	(Y_3600)	(Y_3600)	(Y_3710)
Units	ppb	ppb	ppb	ppb	ppb	ppb
Avg	**.4218**	**1.784**	**52.70**	**11.23**	**14080.**	**552.1**
Stddev	.0990	.064	.34	.55	28.	30.1
%RSD	23.47	3.591	.6466	4.853	.1984	5.460
#1	.5312	1.856	52.50	10.96	14060.	539.3
#2	.3957	1.734	52.51	10.88	14060.	586.5
#3	.3385	1.760	53.09	11.86	14110.	530.4
Check ?	Chk Pass	Chk Pass	Chk Pass	Chk Pass	Chk Pass	Chk Pass
High Limit						
Low Limit						

Elem	Mg2790	Mn2576	Na5895	Ni2316	Pb2203	Sb2068
Line	279.079 {121}	257.610 {131}	589.592 { 57}	231.604 {446}	220.353 {453}	206.833 {463}
IS Ref	(Y_3600)	(Y_3600)	(Y_3710)	(Y_2243)	(Y_2243)	(Y_2243)
Units	ppb	ppb	ppb	ppb	ppb	ppb
Avg	**1409.**	**66.77**	**8.644**	**7.431**	**134.2**	**-.3780**
Stddev	11.	.18	24.87	.356	1.8	2.916
%RSD	.7871	.2750	287.7	4.787	1.345	771.5
#1	1396.	66.57	-4.268	7.110	135.1	-3.235
#2	1416.	66.80	-7.116	7.814	135.4	-.4938
#3	1415.	66.93	37.32	7.369	132.1	2.594
Check ?	Chk Pass	Chk Pass	Chk Pass	Chk Pass	Chk Pass	Chk Pass
High Limit						
Low Limit						

Sample Name: sd 460-127036-b-9-a Acquired: 1/24/2017 12:54:32 Type: Unk
Method: BC011117(v9) Mode: CONC Corr. Factor: 1.000000
User: admin Custom ID1: Custom ID2: Custom ID3:
Comment:

Elem	Se196	Tl1908	V_2924	Zn2062	B_2089	Mo2020
Line	196.090 {472}	190.856 {477}	292.402 {115}	206.200 {463}	208.959 {461}	202.030 {467}
IS Ref	(Y_2243)	(Y_2243)	(Y_3600)	(Y_2243)	(Y_2243)	(Y_2243)
Units	ppb	ppb	ppb	ppb	ppb	ppb
Avg	**-1.151**	**-1.423**	**32.22**	**219.3**	**2.611**	**.6553**
Stddev	2.327	1.269	.48	1.2	.519	.0155
%RSD	202.2	89.23	1.505	.5583	19.89	2.369
#1	.2881	-.8304	32.60	218.0	2.924	.6408
#2	-3.836	-.5576	31.67	220.4	2.897	.6535
#3	.0943	-2.880	32.38	219.4	2.011	.6717
Check ?	Chk Pass	Chk Pass	Chk Pass	Chk Pass	Chk Pass	Chk Pass
High Limit						
Low Limit						

Elem	Sn1899	Sr4077	Ti3349	Si2881
Line	189.989 {477}	407.771 { 83}	334.941 {101}	288.158 {117}
IS Ref	(Y_2243)	(Y_3710)	(Y_3600)	(Y_2243)
Units	ppb	ppb	ppb	ppb
Avg	**1.899**	**5.766**	**114.2**	**189.2**
Stddev	1.237	.152	.4	24.0
%RSD	65.16	2.629	.3274	12.69
#1	3.315	5.924	114.2	214.9
#2	1.025	5.623	113.8	185.4
#3	1.357	5.750	114.6	167.3
Check ?	Chk Pass	Chk Pass	Chk Pass	Chk Pass
High Limit				
Low Limit				

Int. Std.	Y_2243	Y_3600	Y_3710
Line	224.306 {450}	360.073 { 94}	371.030 { 91}
Units	Cts/S	Cts/S	Cts/S
Avg	**4215.8**	**27858.**	**9344.5**
Stddev	4.9	88.	118.8
%RSD	.11576	.31631	1.2717
#1	4214.7	27885.	9422.1
#2	4211.5	27760.	9207.7
#3	4221.1	27930.	9403.7

Sample Name: 460-127138-a-1-a@4 Acquired: 1/24/2017 12:58:20 Type: Unk
Method: BC011117(v9) Mode: CONC Corr. Factor: 1.000000
User: admin Custom ID1: Custom ID2: Custom ID3:
Comment:

Elem	Al3961	As1890	Ag3280	Ba2335	Be3130	Ca3181
Line	396.152 { 85}	189.042 {478}	328.068 {103}	233.527 {445}	313.042 {108}	318.128 {106}
IS Ref	(Y_3710)	(Y_2243)	(Y_3600)	(Y_2243)	(Y_3710)	(Y_3600)
Units	ppb	ppb	ppb	ppb	ppb	ppb
Avg	**39950.**	**34.54**	**4.144**	**267.5**	**2.712**	**17910.**
Stddev	109.	.61	.695	.8	.002	42.
%RSD	.2727	1.754	16.78	.2899	.0690	.2329
#1	39850.	33.90	3.696	267.1	2.709	17860.
#2	39940.	34.64	3.792	267.1	2.713	17940.
#3	40060.	35.09	4.945	268.4	2.713	17920.
Check ?	Chk Pass	Chk Pass	Chk Pass	Chk Pass	Chk Pass	Chk Pass
High Limit						
Low Limit						

Elem	Cd2265	Co2286	Cr2677	Cu3247	Fe2714	K_7664
Line	226.502 {449}	228.616 {447}	267.716 {126}	324.754 {104}	271.441 {124}	766.490 { 44}
IS Ref	(Y_2243)	(Y_2243)	(Y_3600)	(Y_3600)	(Y_3600)	(Y_3710)
Units	ppb	ppb	ppb	ppb	ppb	ppb
Avg	**3.484**	**31.23**	**297.6**	**299.2**	**94570.**	**8467.**
Stddev	.042	.26	1.2	.5	280.	66.
%RSD	1.213	.8356	.4198	.1686	.2958	.7824
#1	3.515	31.24	296.2	299.5	94250.	8394.
#2	3.436	30.97	298.7	298.7	94750.	8484.
#3	3.501	31.49	297.8	299.5	94720.	8524.
Check ?	Chk Pass	Chk Pass	Chk Pass	Chk Pass	Chk Pass	Chk Pass
High Limit						
Low Limit						

Elem	Mg2790	Mn2576	Na5895	Ni2316	Pb2203	Sb2068
Line	279.079 {121}	257.610 {131}	589.592 { 57}	231.604 {446}	220.353 {453}	206.833 {463}
IS Ref	(Y_3600)	(Y_3600)	(Y_3710)	(Y_2243)	(Y_2243)	(Y_2243)
Units	ppb	ppb	ppb	ppb	ppb	ppb
Avg	**23490.**	**2021.**	**29720.**	**107.3**	**327.9**	**-1.146**
Stddev	64.	4.	68.	.5	2.1	1.545
%RSD	.2731	.2126	.2286	.4814	.6336	134.9
#1	23420.	2016.	29790.	107.1	328.0	-2.930
#2	23540.	2024.	29700.	106.8	325.8	-.2543
#3	23500.	2023.	29660.	107.8	329.9	-.2528
Check ?	Chk Pass	Chk Pass	Chk Pass	Chk Pass	Chk Pass	Chk Pass
High Limit						
Low Limit						

Sample Name: 460-127138-a-1-a@4 Acquired: 1/24/2017 12:58:20 Type: Unk
Method: BC011117(v9) Mode: CONC Corr. Factor: 1.000000
User: admin Custom ID1: Custom ID2: Custom ID3:
Comment:

Elem	Se196	Tl1908	V_2924	Zn2062	B_2089	Mo2020
Line	196.090 {472}	190.856 {477}	292.402 {115}	206.200 {463}	208.959 {461}	202.030 {467}
IS Ref	(Y_2243)	(Y_2243)	(Y_3600)	(Y_2243)	(Y_2243)	(Y_2243)
Units	ppb	ppb	ppb	ppb	ppb	ppb
Avg	**-1.282**	**-1.546**	**111.5**	**735.1**	**82.55**	**3.216**
Stddev	3.139	2.428	.6	1.7	.81	.137
%RSD	244.9	157.0	.5465	.2274	.9826	4.244
#1	.3759	1.107	110.9	733.2	81.63	3.347
#2	.6804	-3.659	112.1	736.0	83.14	3.075
#3	-4.902	-2.088	111.5	736.1	82.90	3.226
Check ?	Chk Pass	Chk Pass	Chk Pass	Chk Pass	Chk Pass	Chk Pass
High Limit						
Low Limit						

Elem	Sn1899	Sr4077	Ti3349	Si2881
Line	189.989 {477}	407.771 { 83}	334.941 {101}	288.158 {117}
IS Ref	(Y_2243)	(Y_3710)	(Y_3600)	(Y_2243)
Units	ppb	ppb	ppb	ppb
Avg	**85.50**	**142.9**	**1097.**	**1084.**
Stddev	.82	.4	.	15.
%RSD	.9630	.3133	.0152	1.362
#1	84.89	142.9	1097.	1068.
#2	85.18	142.5	1097.	1097.
#3	86.44	143.4	1097.	1087.
Check ?	Chk Pass	Chk Pass	Chk Pass	Chk Pass
High Limit				
Low Limit				

Int. Std.	Y_2243	Y_3600	Y_3710
Line	224.306 {450}	360.073 { 94}	371.030 { 91}
Units	Cts/S	Cts/S	Cts/S
Avg	**4273.0**	**28014.**	**9721.3**
Stddev	8.3	172.	55.5
%RSD	.19388	.61238	.57055
#1	4263.6	27829.	9696.9
#2	4279.1	28045.	9784.8
#3	4276.3	28168.	9682.2

Sample Name: 460-127138-b-3-a@4 Acquired: 1/24/2017 13:02:03 Type: Unk
Method: BC011117(v9) Mode: CONC Corr. Factor: 1.000000
User: admin Custom ID1: Custom ID2: Custom ID3:
Comment:

Elem	Al3961	As1890	Ag3280	Ba2335	Be3130	Ca3181
Line	396.152 { 85}	189.042 {478}	328.068 {103}	233.527 {445}	313.042 {108}	318.128 {106}
IS Ref	(Y_3710)	(Y_2243)	(Y_3600)	(Y_2243)	(Y_3710)	(Y_3600)
Units	ppb	ppb	ppb	ppb	ppb	ppb
Avg	**39290.**	**36.85**	**3.328**	**262.4**	**2.716**	**19650.**
Stddev	229.	.43	.701	1.1	.171	59.
%RSD	.5821	1.175	21.06	.4139	6.309	.2986
#1	39030.	37.34	2.578	263.6	2.912	19660.
#2	39460.	36.52	3.439	262.1	2.638	19590.
#3	39390.	36.69	3.966	261.5	2.597	19710.
Check ?	Chk Pass	Chk Pass	Chk Pass	Chk Pass	Chk Pass	Chk Pass
High Limit						
Low Limit						

Elem	Cd2265	Co2286	Cr2677	Cu3247	Fe2714	K_7664
Line	226.502 {449}	228.616 {447}	267.716 {126}	324.754 {104}	271.441 {124}	766.490 { 44}
IS Ref	(Y_2243)	(Y_2243)	(Y_3600)	(Y_3600)	(Y_3600)	(Y_3710)
Units	ppb	ppb	ppb	ppb	ppb	ppb
Avg	**3.146**	**30.48**	**294.9**	**281.0**	**94950.**	**8177.**
Stddev	.058	.14	1.1	.7	181.	65.
%RSD	1.844	.4651	.3854	.2316	.1908	.7914
#1	3.190	30.36	295.0	281.5	94930.	8147.
#2	3.168	30.63	293.7	281.3	94780.	8132.
#3	3.080	30.43	295.9	280.3	95140.	8251.
Check ?	Chk Pass	Chk Pass	Chk Pass	Chk Pass	Chk Pass	Chk Pass
High Limit						
Low Limit						

Elem	Mg2790	Mn2576	Na5895	Ni2316	Pb2203	Sb2068
Line	279.079 {121}	257.610 {131}	589.592 { 57}	231.604 {446}	220.353 {453}	206.833 {463}
IS Ref	(Y_3600)	(Y_3600)	(Y_3710)	(Y_2243)	(Y_2243)	(Y_2243)
Units	ppb	ppb	ppb	ppb	ppb	ppb
Avg	**22860.**	**1925.**	**26770.**	**104.3**	**321.7**	**-.8196**
Stddev	70.	2.	63.	.1	.7	.2334
%RSD	.3067	.0847	.2338	.1064	.2263	28.48
#1	22870.	1927.	26720.	104.4	322.3	-.8983
#2	22790.	1923.	26840.	104.3	322.0	-.5570
#3	22930.	1926.	26760.	104.2	320.9	-1.004
Check ?	Chk Pass	Chk Pass	Chk Pass	Chk Pass	Chk Pass	Chk Pass
High Limit						
Low Limit						

Sample Name: 460-127138-b-3-a@4 Acquired: 1/24/2017 13:02:03 Type: Unk
Method: BC011117(v9) Mode: CONC Corr. Factor: 1.000000
User: admin Custom ID1: Custom ID2: Custom ID3:
Comment:

Elem	Se196	Tl1908	V_2924	Zn2062	B_2089	Mo2020
Line	196.090 {472}	190.856 {477}	292.402 {115}	206.200 {463}	208.959 {461}	202.030 {467}
IS Ref	(Y_2243)	(Y_2243)	(Y_3600)	(Y_2243)	(Y_2243)	(Y_2243)
Units	ppb	ppb	ppb	ppb	ppb	ppb
Avg	3.344	.4703	108.1	692.2	73.47	2.975
Stddev	4.348	.3502	1.1	1.4	.83	.412
%RSD	130.0	74.47	1.060	.2089	1.130	13.87
#1	.2442	.4863	108.6	693.1	73.57	2.508
#2	1.473	.8122	106.8	693.0	74.24	3.125
#3	8.314	.1123	108.9	690.5	72.59	3.291
Check ?	Chk Pass	Chk Pass	Chk Pass	Chk Pass	Chk Pass	Chk Pass
High Limit						
Low Limit						

Elem	Sn1899	Sr4077	Ti3349	Si2881
Line	189.989 {477}	407.771 { 83}	334.941 {101}	288.158 {117}
IS Ref	(Y_2243)	(Y_3710)	(Y_3600)	(Y_2243)
Units	ppb	ppb	ppb	ppb
Avg	82.43	158.9	1103.	1037.
Stddev	.45	.4	.	25.
%RSD	.5424	.2680	.0314	2.399
#1	82.50	159.2	1103.	1052.
#2	81.96	159.0	1103.	1051.
#3	82.84	158.4	1102.	1008.
Check ?	Chk Pass	Chk Pass	Chk Pass	Chk Pass
High Limit				
Low Limit				

Int. Std.	Y_2243	Y_3600	Y_3710
Line	224.306 {450}	360.073 { 94}	371.030 { 91}
Units	Cts/S	Cts/S	Cts/S
Avg	4233.3	27550.	9425.8
Stddev	20.7	188.	170.6
%RSD	.48862	.68328	1.8095
#1	4217.4	27428.	9620.2
#2	4225.9	27767.	9355.7
#3	4256.7	27457.	9301.5

Sample Name: 460-127139-a-1-a@4 Acquired: 1/24/2017 13:05:47 Type: Unk
Method: BC011117(v9) Mode: CONC Corr. Factor: 1.000000
User: admin Custom ID1: Custom ID2: Custom ID3:
Comment:

Elem	Al3961	As1890	Ag3280	Ba2335	Be3130	Ca3181
Line	396.152 { 85}	189.042 {478}	328.068 {103}	233.527 {445}	313.042 {108}	318.128 {106}
IS Ref	(Y_3710)	(Y_2243)	(Y_3600)	(Y_2243)	(Y_3710)	(Y_3600)
Units	ppb	ppb	ppb	ppb	ppb	ppb
Avg	**45310.**	**22.70**	**-1.830**	**448.9**	**2.765**	**84730.**
Stddev	96.	.59	.999	.9	.032	683.
%RSD	.2128	2.604	54.62	.2010	1.157	.8057
#1	45220.	22.11	-1.873	448.2	2.801	83960.
#2	45410.	22.70	-.8094	449.9	2.739	84960.
#3	45300.	23.29	-2.807	448.6	2.755	85260.
Check ?	Chk Pass	Chk Pass	Chk Pass	Chk Pass	Chk Pass	Chk Pass
High Limit						
Low Limit						

Elem	Cd2265	Co2286	Cr2677	Cu3247	Fe2714	K_7664
Line	226.502 {449}	228.616 {447}	267.716 {126}	324.754 {104}	271.441 {124}	766.490 { 44}
IS Ref	(Y_2243)	(Y_2243)	(Y_3600)	(Y_3600)	(Y_3600)	(Y_3710)
Units	ppb	ppb	ppb	ppb	ppb	ppb
Avg	**1.698**	**44.79**	**94.25**	**327.9**	**102800.**	**12070.**
Stddev	.082	.42	1.27	1.7	446.	36.
%RSD	4.810	.9381	1.351	.5168	.4338	.2999
#1	1.616	44.32	92.78	326.7	102300.	12110.
#2	1.779	44.93	95.05	327.2	103100.	12050.
#3	1.698	45.12	94.92	329.9	103100.	12040.
Check ?	Chk Pass	Chk Pass	Chk Pass	Chk Pass	Chk Pass	Chk Pass
High Limit						
Low Limit						

Elem	Mg2790	Mn2576	Na5895	Ni2316	Pb2203	Sb2068
Line	279.079 {121}	257.610 {131}	589.592 { 57}	231.604 {446}	220.353 {453}	206.833 {463}
IS Ref	(Y_3600)	(Y_3600)	(Y_3710)	(Y_2243)	(Y_2243)	(Y_2243)
Units	ppb	ppb	ppb	ppb	ppb	ppb
Avg	**33080.**	**1282.**	**1558.**	**86.01**	**336.6**	**-5.200**
Stddev	277.	6.	37.	1.64	2.3	.601
%RSD	.8385	.4800	2.378	1.911	.6922	11.55
#1	32780.	1275.	1522.	84.63	334.2	-4.563
#2	33160.	1285.	1596.	87.82	336.9	-5.281
#3	33320.	1286.	1556.	85.57	338.8	-5.756
Check ?	Chk Pass	Chk Pass	Chk Pass	Chk Pass	Chk Pass	Chk Pass
High Limit						
Low Limit						

Sample Name: 460-127139-a-1-a@4 Acquired: 1/24/2017 13:05:47 Type: Unk
Method: BC011117(v9) Mode: CONC Corr. Factor: 1.000000
User: admin Custom ID1: Custom ID2: Custom ID3:
Comment:

Elem	Se196	Tl1908	V_2924	Zn2062	B_2089	Mo2020
Line	196.090 {472}	190.856 {477}	292.402 {115}	206.200 {463}	208.959 {461}	202.030 {467}
IS Ref	(Y_2243)	(Y_2243)	(Y_3600)	(Y_2243)	(Y_2243)	(Y_2243)
Units	ppb	ppb	ppb	ppb	ppb	ppb
Avg	**-1.119**	**-1.327**	**260.9**	**486.5**	**85.77**	**3.433**
Stddev	2.882	.737	1.1	5.1	.95	.289
%RSD	257.6	55.51	.4066	1.055	1.106	8.429
#1	-3.812	-.6453	259.9	481.1	85.32	3.120
#2	1.921	-2.108	260.8	486.9	85.13	3.691
#3	-1.466	-1.227	262.0	491.4	86.86	3.488
Check ?	Chk Pass	Chk Pass	Chk Pass	Chk Pass	Chk Pass	Chk Pass
High Limit						
Low Limit						

Elem	Sn1899	Sr4077	Ti3349	Si2881
Line	189.989 {477}	407.771 { 83}	334.941 {101}	288.158 {117}
IS Ref	(Y_2243)	(Y_3710)	(Y_3600)	(Y_2243)
Units	ppb	ppb	ppb	ppb
Avg	**20.42**	**232.0**	**3396.**	**1557.**
Stddev	.43	.7	8.	81.
%RSD	2.116	.2873	.2337	5.176
#1	20.86	232.3	3388.	1610.
#2	19.99	232.5	3397.	1597.
#3	20.40	231.2	3404.	1464.
Check ?	Chk Pass	Chk Pass	Chk Pass	Chk Pass
High Limit				
Low Limit				

Int. Std.	Y_2243	Y_3600	Y_3710
Line	224.306 {450}	360.073 { 94}	371.030 { 91}
Units	Cts/S	Cts/S	Cts/S
Avg	**4163.7**	**27503.**	**9432.9**
Stddev	13.2	182.	117.5
%RSD	.31746	.66168	1.2457
#1	4178.9	27713.	9516.5
#2	4154.9	27409.	9483.7
#3	4157.3	27387.	9298.5

Sample Name: 460-127139-b-3-a@4 Acquired: 1/24/2017 13:09:29 Type: Unk
Method: BC011117(v9) Mode: CONC Corr. Factor: 1.000000
User: admin Custom ID1: Custom ID2: Custom ID3:
Comment:

Elem	Al3961	As1890	Ag3280	Ba2335	Be3130	Ca3181
Line	396.152 { 85}	189.042 {478}	328.068 {103}	233.527 {445}	313.042 {108}	318.128 {106}
IS Ref	(Y_3710)	(Y_2243)	(Y_3600)	(Y_2243)	(Y_3710)	(Y_3600)
Units	ppb	ppb	ppb	ppb	ppb	ppb
Avg	**57060.**	**28.29**	**-1.054**	**505.1**	**3.461**	**136300.**
Stddev	193.	3.05	.313	.3	.108	108.
%RSD	.3386	10.79	29.71	.0518	3.129	.0795
#1	57030.	30.62	-.7183	505.4	3.381	136200.
#2	56880.	24.83	-1.106	504.9	3.584	136400.
#3	57260.	29.41	-1.338	505.0	3.418	136500.
Check ?	Chk Pass	Chk Pass	Chk Pass	Chk Pass	Chk Pass	Chk Pass
High Limit						
Low Limit						

Elem	Cd2265	Co2286	Cr2677	Cu3247	Fe2714	K_7664
Line	226.502 {449}	228.616 {447}	267.716 {126}	324.754 {104}	271.441 {124}	766.490 { 44}
IS Ref	(Y_2243)	(Y_2243)	(Y_3600)	(Y_3600)	(Y_3600)	(Y_3710)
Units	ppb	ppb	ppb	ppb	ppb	ppb
Avg	**2.019**	**44.88**	**127.0**	**271.3**	**108100.**	**13720.**
Stddev	.121	.65	1.0	1.0	100.	115.
%RSD	5.984	1.441	.7557	.3673	.0929	.8357
#1	1.979	44.13	125.9	270.3	108000.	13590.
#2	1.924	45.29	127.6	272.2	108200.	13750.
#3	2.155	45.21	127.4	271.4	108100.	13810.
Check ?	Chk Pass	Chk Pass	Chk Pass	Chk Pass	Chk Pass	Chk Pass
High Limit						
Low Limit						

Elem	Mg2790	Mn2576	Na5895	Ni2316	Pb2203	Sb2068
Line	279.079 {121}	257.610 {131}	589.592 { 57}	231.604 {446}	220.353 {453}	206.833 {463}
IS Ref	(Y_3600)	(Y_3600)	(Y_3710)	(Y_2243)	(Y_2243)	(Y_2243)
Units	ppb	ppb	ppb	ppb	ppb	ppb
Avg	**60250.**	**1481.**	**1519.**	**99.30**	**404.0**	**-2.417**
Stddev	127.	2.	19.	.76	4.1	.846
%RSD	.2100	.1214	1.242	.7611	1.012	35.00
#1	60240.	1481.	1540.	98.44	399.7	-1.807
#2	60130.	1483.	1514.	99.58	404.5	-3.382
#3	60380.	1480.	1503.	99.88	407.8	-2.061
Check ?	Chk Pass	Chk Pass	Chk Pass	Chk Pass	Chk Pass	Chk Pass
High Limit						
Low Limit						

Sample Name: 460-127139-b-3-a@4 Acquired: 1/24/2017 13:09:29 Type: Unk
Method: BC011117(v9) Mode: CONC Corr. Factor: 1.000000
User: admin Custom ID1: Custom ID2: Custom ID3:
Comment:

Elem	Se196	Tl1908	V_2924	Zn2062	B_2089	Mo2020
Line	196.090 {472}	190.856 {477}	292.402 {115}	206.200 {463}	208.959 {461}	202.030 {467}
IS Ref	(Y_2243)	(Y_2243)	(Y_3600)	(Y_2243)	(Y_2243)	(Y_2243)
Units	ppb	ppb	ppb	ppb	ppb	ppb
Avg	.9578	.7721	206.1	877.6	112.8	4.898
Stddev	5.278	3.306	.8	1.2	1.6	.047
%RSD	551.0	428.1	.3926	.1317	1.404	.9553
#1	-2.277	-.8241	205.4	876.4	111.3	4.863
#2	7.048	4.573	207.0	878.0	112.6	4.951
#3	-1.897	-1.433	205.8	878.6	114.5	4.879
Check ?	Chk Pass	Chk Pass	Chk Pass	Chk Pass	Chk Pass	Chk Pass
High Limit						
Low Limit						

Elem	Sn1899	Sr4077	Ti3349	Si2881
Line	189.989 {477}	407.771 { 83}	334.941 {101}	288.158 {117}
IS Ref	(Y_2243)	(Y_3710)	(Y_3600)	(Y_2243)
Units	ppb	ppb	ppb	ppb
Avg	21.89	316.5	3808.	1936.
Stddev	.35	.8	7.	61.
%RSD	1.613	.2463	.1713	3.156
#1	21.91	316.8	3808.	1976.
#2	22.23	315.6	3814.	1968.
#3	21.53	317.1	3801.	1866.
Check ?	Chk Pass	Chk Pass	Chk Pass	Chk Pass
High Limit				
Low Limit				

Int. Std.	Y_2243	Y_3600	Y_3710
Line	224.306 {450}	360.073 { 94}	371.030 { 91}
Units	Cts/S	Cts/S	Cts/S
Avg	4154.9	27544.	9394.6
Stddev	17.0	117.	102.6
%RSD	.40804	.42502	1.0921
#1	4144.0	27409.	9307.1
#2	4146.4	27618.	9507.6
#3	4174.5	27604.	9369.2

Sample Name: CCV Acquired: 1/24/2017 13:13:14 Type: QC
Method: BC011117(v9) Mode: CONC Corr. Factor: 1.000000
User: admin Custom ID1: Custom ID2: Custom ID3:
Comment:

Elem	Al3961	As1890	Ag3280	Ba2335	Be3130	Ca3181
Line	396.152 { 85}	189.042 {478}	328.068 {103}	233.527 {445}	313.042 {108}	318.128 {106}
IS Ref	(Y_3710)	(Y_2243)	(Y_3600)	(Y_2243)	(Y_3710)	(Y_3600)
Units	ppb	ppb	ppb	ppb	ppb	ppb
Avg	**119900.**	**2412.**	**1254.**	**9789.**	**948.3**	**119600.**
Stddev	262.	8.	4.	10.	1.6	463.
%RSD	.2187	.3264	.3511	.1047	.1737	.3875
#1	119600.	2403.	1249.	9796.	948.6	120100.
#2	120100.	2416.	1257.	9777.	949.7	119400.
#3	120000.	2417.	1256.	9793.	946.5	119200.
Check ?	Chk Pass	Chk Pass	Chk Pass	Chk Pass	Chk Pass	Chk Pass
Value						
Range						

Elem	Cd2265	Co2286	Cr2677	Cu3247	Fe2714	K_7664
Line	226.502 {449}	228.616 {447}	267.716 {126}	324.754 {104}	271.441 {124}	766.490 { 44}
IS Ref	(Y_2243)	(Y_2243)	(Y_3600)	(Y_3600)	(Y_3600)	(Y_3710)
Units	ppb	ppb	ppb	ppb	ppb	ppb
Avg	**1217.**	**2418.**	**4854.**	**12040.**	**95800.**	**49000.**
Stddev	.	1.	6.	54.	25.	167.
%RSD	.0312	.0360	.1261	.4467	.0265	.3417
#1	1217.	2417.	4858.	11980.	95830.	48810.
#2	1217.	2417.	4855.	12060.	95790.	49120.
#3	1217.	2418.	4847.	12080.	95780.	49070.
Check ?	Chk Pass	Chk Pass	Chk Pass	Chk Pass	Chk Pass	Chk Pass
Value						
Range						

Elem	Mg2790	Mn2576	Na5895	Ni2316	Pb2203	Sb2068
Line	279.079 {121}	257.610 {131}	589.592 { 57}	231.604 {446}	220.353 {453}	206.833 {463}
IS Ref	(Y_3600)	(Y_3600)	(Y_3710)	(Y_2243)	(Y_2243)	(Y_2243)
Units	ppb	ppb	ppb	ppb	ppb	ppb
Avg	**119800.**	**4916.**	**124900.**	**2443.**	**7248.**	**960.1**
Stddev	550.	2.	244.	1.	5.	3.9
%RSD	.4592	.0502	.1953	.0244	.0681	.4013
#1	120400.	4918.	124600.	2443.	7244.	959.6
#2	119600.	4917.	125100.	2444.	7246.	964.2
#3	119300.	4913.	125000.	2443.	7253.	956.6
Check ?	Chk Pass	Chk Pass	Chk Pass	Chk Pass	Chk Pass	Chk Pass
Value						
Range						

Sample Name: CCV Acquired: 1/24/2017 13:13:14 Type: QC
Method: BC011117(v9) Mode: CONC Corr. Factor: 1.000000
User: admin Custom ID1: Custom ID2: Custom ID3:
Comment:

Elem	Se196	Tl1908	V_2924	Zn2062	B_2089	Mo2020
Line	196.090 {472}	190.856 {477}	292.402 {115}	206.200 {463}	208.959 {461}	202.030 {467}
IS Ref	(Y_2243)	(Y_2243)	(Y_3600)	(Y_2243)	(Y_2243)	(Y_2243)
Units	ppb	ppb	ppb	ppb	ppb	ppb
Avg	**2417.**	**2448.**	**2425.**	**2441.**	**965.4**	**2357.**
Stddev	7.	11.	3.	3.	2.9	1.
%RSD	.2959	.4504	.1263	.1295	.2979	.0483
#1	2411.	2457.	2423.	2439.	962.1	2358.
#2	2425.	2436.	2424.	2439.	967.0	2356.
#3	2415.	2451.	2428.	2445.	967.1	2358.
Check ?	Chk Pass	Chk Pass	Chk Pass	Chk Pass	Chk Pass	Chk Pass
Value						
Range						

Elem	Sn1899	Sr4077	Ti3349	Si2881
Line	189.989 {477}	407.771 { 83}	334.941 {101}	288.158 {117}
IS Ref	(Y_2243)	(Y_3710)	(Y_3600)	(Y_2243)
Units	ppb	ppb	ppb	ppb
Avg	**961.0**	**4963.**	**9792.**	**8707.**
Stddev	1.3	8.	4.	144.
%RSD	.1357	.1586	.0456	1.650
#1	960.4	4954.	9796.	8584.
#2	962.5	4969.	9792.	8673.
#3	960.0	4967.	9787.	8865.
Check ?	Chk Pass	Chk Pass	Chk Pass	None
Value				
Range				

Int. Std.	Y_2243	Y_3600	Y_3710
Line	224.306 {450}	360.073 { 94}	371.030 { 91}
Units	Cts/S	Cts/S	Cts/S
Avg	**3985.2**	**26543.**	**9247.8**
Stddev	12.2	190.	114.2
%RSD	.30638	.71566	1.2349
#1	3987.0	26331.	9147.2
#2	3996.5	26598.	9224.4
#3	3972.2	26699.	9372.0

Sample Name: CCB Acquired: 1/24/2017 13:16:41 Type: QC
Method: BC011117(v9) Mode: CONC Corr. Factor: 1.000000
User: admin Custom ID1: Custom ID2: Custom ID3:
Comment:

Elem	Al3961	As1890	Ag3280	Ba2335	Be3130	Ca3181
Line	396.152 { 85}	189.042 {478}	328.068 {103}	233.527 {445}	313.042 {108}	318.128 {106}
IS Ref	(Y_3710)	(Y_2243)	(Y_3600)	(Y_2243)	(Y_3710)	(Y_3600)
Units	ppb	ppb	ppb	ppb	ppb	ppb
Avg	**4.582**	**1.769**	**.4864**	**.4685**	**-.0493**	**11.85**
Stddev	22.66	1.720	.5524	.6478	.0072	2.80
%RSD	494.6	97.24	113.6	138.2	14.49	23.66
#1	25.14	3.351	1.113	1.216	-.0471	9.859
#2	-19.72	-.0620	.0708	.1134	-.0436	10.64
#3	8.323	2.017	.2751	.0761	-.0573	15.06
Check ?	Chk Pass	Chk Pass	Chk Pass	Chk Pass	Chk Pass	Chk Pass
High Limit						
Low Limit						

Elem	Cd2265	Co2286	Cr2677	Cu3247	Fe2714	K_7664
Line	226.502 {449}	228.616 {447}	267.716 {126}	324.754 {104}	271.441 {124}	766.490 { 44}
IS Ref	(Y_2243)	(Y_2243)	(Y_3600)	(Y_3600)	(Y_3600)	(Y_3710)
Units	ppb	ppb	ppb	ppb	ppb	ppb
Avg	**.1321**	**-.0417**	**-.1181**	**.4813**	**-9.206**	**-13.10**
Stddev	.0832	.2704	.2616	.4689	1.879	18.71
%RSD	62.99	649.0	221.4	97.41	20.41	142.8
#1	.1895	.2701	.1668	.7777	-7.151	8.038
#2	.1703	-.1813	-.3475	.7256	-9.632	-27.52
#3	.0367	-.2137	-.1737	-.0593	-10.84	-19.83
Check ?	Chk Pass	Chk Pass	Chk Pass	Chk Pass	Chk Pass	Chk Pass
High Limit						
Low Limit						

Elem	Mg2790	Mn2576	Na5895	Ni2316	Pb2203	Sb2068
Line	279.079 {121}	257.610 {131}	589.592 { 57}	231.604 {446}	220.353 {453}	206.833 {463}
IS Ref	(Y_3600)	(Y_3600)	(Y_3710)	(Y_2243)	(Y_2243)	(Y_2243)
Units	ppb	ppb	ppb	ppb	ppb	ppb
Avg	**-.3028**	**.2119**	**-25.76**	**.1546**	**-.8593**	**-.3368**
Stddev	2.734	.1017	25.43	.8455	.8669	2.539
%RSD	903.2	47.98	98.73	547.1	100.9	753.9
#1	2.855	.3162	-31.03	.9546	.1097	1.690
#2	-1.914	.1130	-48.13	-.7301	-1.126	.4851
#3	-1.849	.2065	1.897	.2392	-1.561	-3.185
Check ?	Chk Pass	Chk Pass	Chk Pass	Chk Pass	Chk Pass	Chk Pass
High Limit						
Low Limit						

Sample Name: CCB Acquired: 1/24/2017 13:16:41 Type: QC
Method: BC011117(v9) Mode: CONC Corr. Factor: 1.000000
User: admin Custom ID1: Custom ID2: Custom ID3:
Comment:

Elem	Se196	Tl1908	V_2924	Zn2062	B_2089	Mo2020
Line	196.090 {472}	190.856 {477}	292.402 {115}	206.200 {463}	208.959 {461}	202.030 {467}
IS Ref	(Y_2243)	(Y_2243)	(Y_3600)	(Y_2243)	(Y_2243)	(Y_2243)
Units	ppb	ppb	ppb	ppb	ppb	ppb
Avg	**-1.891**	**-.4687**	**.0330**	**.8383**	**1.106**	**2.046**
Stddev	1.194	2.251	.0856	.1482	.478	.408
%RSD	63.11	480.4	259.7	17.68	43.21	19.94
#1	-.6466	1.490	.0333	.9213	1.644	1.575
#2	-3.026	-2.928	-.0528	.9264	.7307	2.291
#3	-2.001	.0327	.1184	.6672	.9437	2.271
Check ?	Chk Pass	Chk Pass	Chk Pass	Chk Pass	Chk Pass	Chk Pass
High Limit						
Low Limit						

Elem	Sn1899	Sr4077	Ti3349	Si2881
Line	189.989 {477}	407.771 { 83}	334.941 {101}	288.158 {117}
IS Ref	(Y_2243)	(Y_3710)	(Y_3600)	(Y_2243)
Units	ppb	ppb	ppb	ppb
Avg	**-.1337**	**.1849**	**.8945**	**-17.20**
Stddev	.1406	.2089	.0814	6.42
%RSD	105.1	113.0	9.102	37.32
#1	-.1035	.3505	.9885	-23.37
#2	-.0108	-.0498	.8500	-10.56
#3	-.2870	.2540	.8451	-17.67
Check ?	Chk Pass	Chk Pass	Chk Pass	None
High Limit				
Low Limit				

Int. Std.	Y_2243	Y_3600	Y_3710
Line	224.306 {450}	360.073 { 94}	371.030 { 91}
Units	Cts/S	Cts/S	Cts/S
Avg	**4208.9**	**27557.**	**9068.0**
Stddev	9.9	224.	32.8
%RSD	.23442	.81268	.36159
#1	4198.6	27414.	9030.3
#2	4218.2	27442.	9090.0
#3	4209.9	27815.	9083.8

Sample Name: CCVL Acquired: 1/24/2017 13:20:34 Type: QC
Method: BC011117(v9) Mode: CONC Corr. Factor: 1.000000
User: admin Custom ID1: Custom ID2: Custom ID3:
Comment:

Elem	Al3961	As1890	Ag3280	Ba2335	Be3130	Ca3181
Line	396.152 { 85}	189.042 {478}	328.068 {103}	233.527 {445}	313.042 {108}	318.128 {106}
IS Ref	(Y_3710)	(Y_2243)	(Y_3600)	(Y_2243)	(Y_3710)	(Y_3600)
Units	ppb	ppb	ppb	ppb	ppb	ppb
Avg	**196.6**	**13.77**	**9.823**	**200.4**	**1.968**	**4861.**
Stddev	5.9	.51	.490	.6	.099	20.
%RSD	2.985	3.707	4.991	.2861	5.029	.4197
#1	203.3	13.47	9.487	201.1	2.061	4881.
#2	193.8	13.48	9.597	200.1	1.864	4840.
#3	192.6	14.36	10.39	200.1	1.980	4863.
Check ?	Chk Pass	Chk Pass	Chk Pass	Chk Pass	Chk Pass	Chk Pass
Value						
Range						

Elem	Cd2265	Co2286	Cr2677	Cu3247	Fe2714	K_7664
Line	226.502 {449}	228.616 {447}	267.716 {126}	324.754 {104}	271.441 {124}	766.490 { 44}
IS Ref	(Y_2243)	(Y_2243)	(Y_3600)	(Y_3600)	(Y_3600)	(Y_3710)
Units	ppb	ppb	ppb	ppb	ppb	ppb
Avg	**3.924**	**50.13**	**8.884**	**22.94**	**156.5**	**4560.**
Stddev	.044	.07	.514	.32	6.3	68.
%RSD	1.129	.1316	5.784	1.383	4.006	1.487
#1	3.873	50.06	8.899	22.88	163.4	4506.
#2	3.951	50.16	9.390	22.65	155.0	4537.
#3	3.948	50.18	8.363	23.28	151.1	4636.
Check ?	Chk Pass	Chk Pass	Chk Pass	Chk Pass	Chk Pass	Chk Pass
Value						
Range						

Elem	Mg2790	Mn2576	Na5895	Ni2316	Pb2203	Sb2068
Line	279.079 {121}	257.610 {131}	589.592 { 57}	231.604 {446}	220.353 {453}	206.833 {463}
IS Ref	(Y_3600)	(Y_3600)	(Y_3710)	(Y_2243)	(Y_2243)	(Y_2243)
Units	ppb	ppb	ppb	ppb	ppb	ppb
Avg	**4658.**	**15.50**	**4465.**	**41.98**	**10.53**	**19.51**
Stddev	19.	.07	25.	.57	.25	2.74
%RSD	.4148	.4325	.5539	1.349	2.351	14.06
#1	4660.	15.47	4437.	41.54	10.68	17.66
#2	4638.	15.45	4481.	42.62	10.67	22.67
#3	4676.	15.57	4478.	41.77	10.25	18.22
Check ?	Chk Pass	Chk Pass	Chk Pass	Chk Pass	Chk Pass	Chk Pass
Value						
Range						

Sample Name: CCVL Acquired: 1/24/2017 13:20:34 Type: QC
Method: BC011117(v9) Mode: CONC Corr. Factor: 1.000000
User: admin Custom ID1: Custom ID2: Custom ID3:
Comment:

Elem	Se196	Tl1908	V_2924	Zn2062	B_2089	Mo2020
Line	196.090 {472}	190.856 {477}	292.402 {115}	206.200 {463}	208.959 {461}	202.030 {467}
IS Ref	(Y_2243)	(Y_2243)	(Y_3600)	(Y_2243)	(Y_2243)	(Y_2243)
Units	ppb	ppb	ppb	ppb	ppb	ppb
Avg	**17.68**	**17.22**	**48.35**	**31.25**	**46.95**	**19.18**
Stddev	2.97	.46	.20	.09	.43	.11
%RSD	16.79	2.673	.4063	.3017	.9144	.5811
#1	20.63	17.72	48.14	31.21	46.68	19.15
#2	17.71	16.81	48.39	31.36	46.72	19.08
#3	14.69	17.13	48.53	31.18	47.44	19.30
Check ?	Chk Pass	Chk Pass	Chk Pass	Chk Pass	Chk Pass	Chk Pass
Value						
Range						

Elem	Sn1899	Sr4077	Ti3349	Si2881
Line	189.989 {477}	407.771 { 83}	334.941 {101}	288.158 {117}
IS Ref	(Y_2243)	(Y_3710)	(Y_3600)	(Y_2243)
Units	ppb	ppb	ppb	ppb
Avg	**47.95**	**19.73**	**19.54**	F **-14.56**
Stddev	.11	.20	.16	4.15
%RSD	.2368	1.026	.8346	28.48
#1	47.92	19.76	19.55	-15.87
#2	48.07	19.52	19.37	-9.913
#3	47.85	19.92	19.70	-17.89
Check ?	Chk Pass	Chk Pass	Chk Pass	Chk Fail
Value				200.0
Range				-30.50%

Int. Std.	Y_2243	Y_3600	Y_3710
Line	224.306 {450}	360.073 { 94}	371.030 { 91}
Units	Cts/S	Cts/S	Cts/S
Avg	**4213.3**	**27841.**	**9179.4**
Stddev	10.3	186.	35.9
%RSD	.24419	.66846	.39138
#1	4221.7	27639.	9162.0
#2	4201.8	28006.	9220.8
#3	4216.3	27878.	9155.6

Sample Name: 460-127140-a-1-a@4 Acquired: 1/24/2017 13:24:23 Type: Unk
Method: BC011117(v9) Mode: CONC Corr. Factor: 1.000000
User: admin Custom ID1: Custom ID2: Custom ID3:
Comment:

Elem	Al3961	As1890	Ag3280	Ba2335	Be3130	Ca3181
Line	396.152 { 85}	189.042 {478}	328.068 {103}	233.527 {445}	313.042 {108}	318.128 {106}
IS Ref	(Y_3710)	(Y_2243)	(Y_3600)	(Y_2243)	(Y_3710)	(Y_3600)
Units	ppb	ppb	ppb	ppb	ppb	ppb
Avg	**110500.**	**40.46**	**-3.704**	**265.9**	**6.291**	**3631.**
Stddev	697.	1.58	.641	.5	.072	4.
%RSD	.6306	3.892	17.31	.1766	1.152	.0973
#1	109700.	40.90	-3.096	266.0	6.343	3634.
#2	110800.	38.71	-4.374	265.3	6.323	3627.
#3	111100.	41.76	-3.640	266.3	6.208	3632.
Check ?	Chk Pass	Chk Pass	Chk Pass	Chk Pass	Chk Pass	Chk Pass
High Limit						
Low Limit						

Elem	Cd2265	Co2286	Cr2677	Cu3247	Fe2714	K_7664
Line	226.502 {449}	228.616 {447}	267.716 {126}	324.754 {104}	271.441 {124}	766.490 { 44}
IS Ref	(Y_2243)	(Y_2243)	(Y_3600)	(Y_3600)	(Y_3600)	(Y_3710)
Units	ppb	ppb	ppb	ppb	ppb	ppb
Avg	**.4943**	**48.58**	**523.7**	**56.55**	**193900.**	**3758.**
Stddev	.1294	.08	3.8	.65	694.	11.
%RSD	26.17	.1651	.7217	1.146	.3579	.2888
#1	.6384	48.65	521.6	55.81	193500.	3746.
#2	.3881	48.49	521.4	57.02	193500.	3762.
#3	.4565	48.59	528.1	56.81	194700.	3767.
Check ?	Chk Pass	Chk Pass	Chk Pass	Chk Pass	Chk Pass	Chk Pass
High Limit						
Low Limit						

Elem	Mg2790	Mn2576	Na5895	Ni2316	Pb2203	Sb2068
Line	279.079 {121}	257.610 {131}	589.592 { 57}	231.604 {446}	220.353 {453}	206.833 {463}
IS Ref	(Y_3600)	(Y_3600)	(Y_3710)	(Y_2243)	(Y_2243)	(Y_2243)
Units	ppb	ppb	ppb	ppb	ppb	ppb
Avg	**10410.**	**843.8**	**45.84**	**400.8**	**217.2**	**-2.743**
Stddev	58.	2.6	10.71	.7	1.3	1.687
%RSD	.5528	.3034	23.36	.1636	.5822	61.50
#1	10460.	842.2	55.48	400.4	215.8	-1.334
#2	10420.	842.4	34.32	400.4	218.1	-2.283
#3	10350.	846.7	47.73	401.5	217.8	-4.612
Check ?	Chk Pass	Chk Pass	Chk Pass	Chk Pass	Chk Pass	Chk Pass
High Limit						
Low Limit						

Sample Name: 460-127140-a-1-a@4 Acquired: 1/24/2017 13:24:23 Type: Unk
Method: BC011117(v9) Mode: CONC Corr. Factor: 1.000000
User: admin Custom ID1: Custom ID2: Custom ID3:
Comment:

Elem	Se196	Tl1908	V_2924	Zn2062	B_2089	Mo2020
Line	196.090 {472}	190.856 {477}	292.402 {115}	206.200 {463}	208.959 {461}	202.030 {467}
IS Ref	(Y_2243)	(Y_2243)	(Y_3600)	(Y_2243)	(Y_2243)	(Y_2243)
Units	ppb	ppb	ppb	ppb	ppb	ppb
Avg	**3.657**	**.9169**	**244.1**	**173.6**	**4.596**	**5.563**
Stddev	4.110	4.253	2.6	1.0	.454	.250
%RSD	112.4	463.9	1.083	.5900	9.867	4.491
#1	7.619	-1.566	242.0	172.8	4.864	5.566
#2	-.5871	5.828	243.3	173.3	4.073	5.312
#3	3.939	-1.511	247.1	174.8	4.852	5.812
Check ?	Chk Pass	Chk Pass	Chk Pass	Chk Pass	Chk Pass	Chk Pass
High Limit						
Low Limit						

Elem	Sn1899	Sr4077	Ti3349	Si2881
Line	189.989 {477}	407.771 { 83}	334.941 {101}	288.158 {117}
IS Ref	(Y_2243)	(Y_3710)	(Y_3600)	(Y_2243)
Units	ppb	ppb	ppb	ppb
Avg	**11.50**	**30.02**	**2673.**	**1110.**
Stddev	.93	.23	11.	20.
%RSD	8.106	.7709	.4141	1.822
#1	10.45	29.84	2661.	1094.
#2	12.24	29.94	2673.	1132.
#3	11.82	30.28	2683.	1103.
Check ?	Chk Pass	Chk Pass	Chk Pass	Chk Pass
High Limit				
Low Limit				

Int. Std.	Y_2243	Y_3600	Y_3710
Line	224.306 {450}	360.073 { 94}	371.030 { 91}
Units	Cts/S	Cts/S	Cts/S
Avg	**4253.6**	**28039.**	**9408.8**
Stddev	31.4	307.	50.5
%RSD	.73849	1.0952	.53711
#1	4220.3	27696.	9370.5
#2	4257.6	28290.	9466.1
#3	4282.8	28131.	9389.7

Sample Name: 460-127140-a-2-a@4 Acquired: 1/24/2017 13:28:05 Type: Unk
Method: BC011117(v9) Mode: CONC Corr. Factor: 1.000000
User: admin Custom ID1: Custom ID2: Custom ID3:
Comment:

Elem	Al3961	As1890	Ag3280	Ba2335	Be3130	Ca3181
Line	396.152 { 85}	189.042 {478}	328.068 {103}	233.527 {445}	313.042 {108}	318.128 {106}
IS Ref	(Y_3710)	(Y_2243)	(Y_3600)	(Y_2243)	(Y_3710)	(Y_3600)
Units	ppb	ppb	ppb	ppb	ppb	ppb
Avg	**121000.**	**37.70**	**-3.486**	**181.3**	**8.834**	**8077.**
Stddev	613.	3.18	.212	2.3	.101	95.
%RSD	.5064	8.438	6.092	1.294	1.139	1.175
#1	121000.	34.02	-3.711	178.7	8.748	7977.
#2	120500.	39.47	-3.456	182.3	8.809	8086.
#3	121700.	39.60	-3.290	183.1	8.945	8167.
Check ?	Chk Pass	Chk Pass	Chk Pass	Chk Pass	Chk Pass	Chk Pass
High Limit						
Low Limit						

Elem	Cd2265	Co2286	Cr2677	Cu3247	Fe2714	K_7664
Line	226.502 {449}	228.616 {447}	267.716 {126}	324.754 {104}	271.441 {124}	766.490 { 44}
IS Ref	(Y_2243)	(Y_2243)	(Y_3600)	(Y_3600)	(Y_3600)	(Y_3710)
Units	ppb	ppb	ppb	ppb	ppb	ppb
Avg	**.3951**	**107.1**	**862.0**	**49.23**	**192300.**	**2239.**
Stddev	.2996	1.2	11.7	.55	2225.	55.
%RSD	75.82	1.075	1.355	1.116	1.157	2.441
#1	.7151	106.0	850.4	48.96	190000.	2275.
#2	.1214	107.0	861.7	48.87	192500.	2266.
#3	.3488	108.3	873.8	49.86	194400.	2176.
Check ?	Chk Pass	Chk Pass	Chk Pass	Chk Pass	Chk Pass	Chk Pass
High Limit						
Low Limit						

Elem	Mg2790	Mn2576	Na5895	Ni2316	Pb2203	Sb2068
Line	279.079 {121}	257.610 {131}	589.592 { 57}	231.604 {446}	220.353 {453}	206.833 {463}
IS Ref	(Y_3600)	(Y_3600)	(Y_3710)	(Y_2243)	(Y_2243)	(Y_2243)
Units	ppb	ppb	ppb	ppb	ppb	ppb
Avg	**7844.**	**1157.**	**-26.01**	**664.1**	**372.6**	**-4.633**
Stddev	109.	14.	2.28	12.3	5.2	2.273
%RSD	1.387	1.201	8.769	1.856	1.406	49.07
#1	7718.	1143.	-28.07	652.4	368.0	-2.537
#2	7902.	1159.	-26.41	663.0	371.4	-7.049
#3	7911.	1171.	-23.56	677.0	378.3	-4.312
Check ?	Chk Pass	Chk Pass	Chk Pass	Chk Pass	Chk Pass	Chk Pass
High Limit						
Low Limit						

Sample Name: 460-127140-a-2-a@4 Acquired: 1/24/2017 13:28:05 Type: Unk
Method: BC011117(v9) Mode: CONC Corr. Factor: 1.000000
User: admin Custom ID1: Custom ID2: Custom ID3:
Comment:

Elem	Se196	Tl1908	V_2924	Zn2062	B_2089	Mo2020
Line	196.090 {472}	190.856 {477}	292.402 {115}	206.200 {463}	208.959 {461}	202.030 {467}
IS Ref	(Y_2243)	(Y_2243)	(Y_3600)	(Y_2243)	(Y_2243)	(Y_2243)
Units	ppb	ppb	ppb	ppb	ppb	ppb
Avg	1.078	-.1231	167.3	139.1	-2.501	4.638
Stddev	4.157	4.604	2.7	4.0	.546	.266
%RSD	385.5	3739.	1.603	2.910	21.84	5.741
#1	-3.376	3.960	164.5	135.9	-2.650	4.368
#2	1.756	-5.113	167.6	137.8	-2.958	4.645
#3	4.854	.7839	169.9	143.7	-1.896	4.900
Check ?	Chk Pass	Chk Pass	Chk Pass	Chk Pass	Chk Pass	Chk Pass
High Limit						
Low Limit						

Elem	Sn1899	Sr4077	Ti3349	Si2881
Line	189.989 {477}	407.771 { 83}	334.941 {101}	288.158 {117}
IS Ref	(Y_2243)	(Y_3710)	(Y_3600)	(Y_2243)
Units	ppb	ppb	ppb	ppb
Avg	15.58	43.18	1559.	1185.
Stddev	1.18	.21	17.	20.
%RSD	7.557	.4870	1.082	1.666
#1	14.25	43.17	1541.	1168.
#2	15.98	42.97	1562.	1182.
#3	16.50	43.39	1574.	1207.
Check ?	Chk Pass	Chk Pass	Chk Pass	Chk Pass
High Limit				
Low Limit				

Int. Std.	Y_2243	Y_3600	Y_3710
Line	224.306 {450}	360.073 { 94}	371.030 { 91}
Units	Cts/S	Cts/S	Cts/S
Avg	4373.2	28642.	9582.8
Stddev	19.2	177.	92.9
%RSD	.43923	.61781	.96904
#1	4365.1	28441.	9488.6
#2	4395.2	28708.	9585.5
#3	4359.4	28776.	9674.3

Sample Name: 460-127140-a-3-a@4 Acquired: 1/24/2017 13:31:46 Type: Unk
Method: BC011117(v9) Mode: CONC Corr. Factor: 1.000000
User: admin Custom ID1: Custom ID2: Custom ID3:
Comment:

Elem	Al3961	As1890	Ag3280	Ba2335	Be3130	Ca3181
Line	396.152 { 85}	189.042 {478}	328.068 {103}	233.527 {445}	313.042 {108}	318.128 {106}
IS Ref	(Y_3710)	(Y_2243)	(Y_3600)	(Y_2243)	(Y_3710)	(Y_3600)
Units	ppb	ppb	ppb	ppb	ppb	ppb
Avg	**117200.**	**135.1**	**-11.87**	**215.1**	**16.64**	**6277.**
Stddev	101.	.3	.08	.4	.10	42.
%RSD	.0862	.2320	.6754	.1834	.6017	.6761
#1	117300.	134.8	-11.92	215.2	16.56	6258.
#2	117100.	135.0	-11.78	214.7	16.75	6326.
#3	117300.	135.4	-11.92	215.5	16.61	6248.
Check ?	Chk Pass	Chk Pass	Chk Pass	Chk Pass	Chk Pass	Chk Pass
High Limit						
Low Limit						

Elem	Cd2265	Co2286	Cr2677	Cu3247	Fe2714	K_7664
Line	226.502 {449}	228.616 {447}	267.716 {126}	324.754 {104}	271.441 {124}	766.490 { 44}
IS Ref	(Y_2243)	(Y_2243)	(Y_3600)	(Y_3600)	(Y_3600)	(Y_3710)
Units	ppb	ppb	ppb	ppb	ppb	ppb
Avg	**.5253**	**3265.**	**885.5**	**112.8**	F **204600.**	**2547.**
Stddev	.0826	6.	5.1	1.0	986.	45.
%RSD	15.72	.1905	.5720	.8968	.4821	1.752
#1	.5627	3268.	884.3	112.6	204300.	2521.
#2	.5827	3258.	891.1	113.9	205700.	2520.
#3	.4306	3269.	881.2	111.9	203900.	2598.
Check ?	Chk Pass	Chk Pass	Chk Pass	Chk Pass	Chk Fail	Chk Pass
High Limit					200000.	
Low Limit					-150.0	

Elem	Mg2790	Mn2576	Na5895	Ni2316	Pb2203	Sb2068
Line	279.079 {121}	257.610 {131}	589.592 { 57}	231.604 {446}	220.353 {453}	206.833 {463}
IS Ref	(Y_3600)	(Y_3600)	(Y_3710)	(Y_2243)	(Y_2243)	(Y_2243)
Units	ppb	ppb	ppb	ppb	ppb	ppb
Avg	**6681.**	F **15020.**	**-73.73**	**2362.**	**2939.**	**-19.29**
Stddev	49.	184.	12.46	2.	9.	.21
%RSD	.7342	1.224	16.90	.1013	.3130	1.102
#1	6658.	14950.	-63.78	2360.	2932.	-19.46
#2	6738.	15230.	-69.70	2360.	2936.	-19.35
#3	6649.	14880.	-87.71	2364.	2949.	-19.05
Check ?	Chk Pass	Chk Fail	Chk Pass	Chk Pass	Chk Pass	Chk Pass
High Limit		10000.				
Low Limit		-15.00				

Sample Name: 460-127140-a-3-a@4 Acquired: 1/24/2017 13:31:46 Type: Unk
Method: BC011117(v9) Mode: CONC Corr. Factor: 1.000000
User: admin Custom ID1: Custom ID2: Custom ID3:
Comment:

Elem	Se196	Tl1908	V_2924	Zn2062	B_2089	Mo2020
Line	196.090 {472}	190.856 {477}	292.402 {115}	206.200 {463}	208.959 {461}	202.030 {467}
IS Ref	(Y_2243)	(Y_2243)	(Y_3600)	(Y_2243)	(Y_2243)	(Y_2243)
Units	ppb	ppb	ppb	ppb	ppb	ppb
Avg	1.792	F -35.07	155.3	274.7	-5.785	6.096
Stddev	2.913	2.72	.8	.9	.180	.327
%RSD	162.6	7.742	.5391	.3238	3.115	5.362
#1	-1.532	-31.99	155.7	274.0	-5.877	5.783
#2	3.905	-37.13	155.9	274.5	-5.577	6.069
#3	3.002	-36.10	154.4	275.7	-5.900	6.435
Check ?	Chk Pass	Chk Fail	Chk Pass	Chk Pass	Chk Pass	Chk Pass
High Limit		5000.				
Low Limit		-20.00				

Elem	Sn1899	Sr4077	Ti3349	Si2881
Line	189.989 {477}	407.771 { 83}	334.941 {101}	288.158 {117}
IS Ref	(Y_2243)	(Y_3710)	(Y_3600)	(Y_2243)
Units	ppb	ppb	ppb	ppb
Avg	15.94	32.61	1298.	1279.
Stddev	.72	.15	3.	35.
%RSD	4.509	.4520	.2224	2.771
#1	15.70	32.71	1297.	1294.
#2	15.37	32.44	1301.	1239.
#3	16.75	32.69	1296.	1305.
Check ?	Chk Pass	Chk Pass	Chk Pass	Chk Pass
High Limit				
Low Limit				

Int. Std.	Y_2243	Y_3600	Y_3710
Line	224.306 {450}	360.073 { 94}	371.030 { 91}
Units	Cts/S	Cts/S	Cts/S
Avg	4299.1	28061.	9349.0
Stddev	9.8	278.	37.9
%RSD	.22778	.99089	.40532
#1	4288.4	28023.	9320.0
#2	4301.2	27804.	9335.1
#3	4307.6	28356.	9391.9

Sample Name: 460-127140-a-4-a@4 Acquired: 1/24/2017 13:35:34 Type: Unk
Method: BC011117(v9) Mode: CONC Corr. Factor: 1.000000
User: admin Custom ID1: Custom ID2: Custom ID3:
Comment:

Elem	Al3961	As1890	Ag3280	Ba2335	Be3130	Ca3181
Line	396.152 { 85}	189.042 {478}	328.068 {103}	233.527 {445}	313.042 {108}	318.128 {106}
IS Ref	(Y_3710)	(Y_2243)	(Y_3600)	(Y_2243)	(Y_3710)	(Y_3600)
Units	ppb	ppb	ppb	ppb	ppb	ppb
Avg	**104400.**	**325.9**	**-3.468**	**463.3**	**12.93**	**6885.**
Stddev	165.	2.0	.278	.4	.11	3.
%RSD	.1579	.6091	8.022	.0924	.8284	.0464
#1	104200.	323.7	-3.787	462.9	12.95	6884.
#2	104500.	326.3	-3.344	463.2	13.03	6888.
#3	104500.	327.6	-3.274	463.7	12.82	6882.
Check ?	Chk Pass	Chk Pass	Chk Pass	Chk Pass	Chk Pass	Chk Pass
High Limit						
Low Limit						

Elem	Cd2265	Co2286	Cr2677	Cu3247	Fe2714	K_7664
Line	226.502 {449}	228.616 {447}	267.716 {126}	324.754 {104}	271.441 {124}	766.490 { 44}
IS Ref	(Y_2243)	(Y_2243)	(Y_3600)	(Y_3600)	(Y_3600)	(Y_3710)
Units	ppb	ppb	ppb	ppb	ppb	ppb
Avg	**1.269**	**187.1**	**887.4**	**139.2**	F **205400.**	**3445.**
Stddev	.083	1.3	3.0	.9	245.	29.
%RSD	6.514	.6843	.3402	.6523	.1190	.8475
#1	1.206	185.7	884.0	138.1	205300.	3412.
#2	1.238	188.3	889.8	139.6	205700.	3454.
#3	1.362	187.3	888.3	139.8	205200.	3468.
Check ?	Chk Pass	Chk Pass	Chk Pass	Chk Pass	Chk Fail	Chk Pass
High Limit					200000.	
Low Limit					-150.0	

Elem	Mg2790	Mn2576	Na5895	Ni2316	Pb2203	Sb2068
Line	279.079 {121}	257.610 {131}	589.592 { 57}	231.604 {446}	220.353 {453}	206.833 {463}
IS Ref	(Y_3600)	(Y_3600)	(Y_3710)	(Y_2243)	(Y_2243)	(Y_2243)
Units	ppb	ppb	ppb	ppb	ppb	ppb
Avg	**10190.**	**4437.**	**4.848**	**1210.**	**1653.**	**-3.531**
Stddev	9.	6.	7.168	5.	8.	.583
%RSD	.0928	.1327	147.9	.4059	.4591	16.51
#1	10190.	4432.	7.863	1205.	1644.	-2.865
#2	10190.	4443.	-3.336	1214.	1657.	-3.781
#3	10180.	4435.	10.02	1211.	1658.	-3.948
Check ?	Chk Pass	Chk Pass	Chk Pass	Chk Pass	Chk Pass	Chk Pass
High Limit						
Low Limit						

Sample Name: 460-127140-a-4-a@4 Acquired: 1/24/2017 13:35:34 Type: Unk
Method: BC011117(v9) Mode: CONC Corr. Factor: 1.000000
User: admin Custom ID1: Custom ID2: Custom ID3:
Comment:

Elem	Se196	Tl1908	V_2924	Zn2062	B_2089	Mo2020
Line	196.090 {472}	190.856 {477}	292.402 {115}	206.200 {463}	208.959 {461}	202.030 {467}
IS Ref	(Y_2243)	(Y_2243)	(Y_3600)	(Y_2243)	(Y_2243)	(Y_2243)
Units	ppb	ppb	ppb	ppb	ppb	ppb
Avg	**2.320**	**2.615**	**162.3**	**556.7**	**-.2751**	**7.321**
Stddev	4.117	.948	.9	1.2	.3135	.230
%RSD	177.4	36.26	.5500	.2075	113.9	3.139
#1	1.662	3.693	161.5	555.4	-.4869	7.585
#2	6.727	2.247	163.3	557.2	.0850	7.162
#3	-1.428	1.907	162.3	557.6	-.4234	7.217
Check ?	Chk Pass	Chk Pass	Chk Pass	Chk Pass	Chk Pass	Chk Pass
High Limit						
Low Limit						

Elem	Sn1899	Sr4077	Ti3349	Si2881
Line	189.989 {477}	407.771 { 83}	334.941 {101}	288.158 {117}
IS Ref	(Y_2243)	(Y_3710)	(Y_3600)	(Y_2243)
Units	ppb	ppb	ppb	ppb
Avg	**21.58**	**37.67**	**1481.**	**1130.**
Stddev	.59	.30	3.	22.
%RSD	2.745	.8092	.2007	1.973
#1	21.13	37.32	1478.	1114.
#2	21.36	37.84	1483.	1121.
#3	22.25	37.85	1482.	1155.
Check ?	Chk Pass	Chk Pass	Chk Pass	Chk Pass
High Limit				
Low Limit				

Int. Std.	Y_2243	Y_3600	Y_3710
Line	224.306 {450}	360.073 { 94}	371.030 { 91}
Units	Cts/S	Cts/S	Cts/S
Avg	**4545.4**	**30149.**	**10112.**
Stddev	12.8	171.	124.
%RSD	.28224	.56826	1.2250
#1	4531.4	29984.	10006.
#2	4556.6	30137.	10083.
#3	4548.3	30326.	10248.

Sample Name: 460-127140-a-5-a@4 Acquired: 1/24/2017 13:39:14 Type: Unk
Method: BC011117(v9) Mode: CONC Corr. Factor: 1.000000
User: admin Custom ID1: Custom ID2: Custom ID3:
Comment:

Elem	Al3961	As1890	Ag3280	Ba2335	Be3130	Ca3181
Line	396.152 { 85}	189.042 {478}	328.068 {103}	233.527 {445}	313.042 {108}	318.128 {106}
IS Ref	(Y_3710)	(Y_2243)	(Y_3600)	(Y_2243)	(Y_3710)	(Y_3600)
Units	ppb	ppb	ppb	ppb	ppb	ppb
Avg	**66920.**	**384.6**	**-2.279**	**323.1**	**7.920**	**2021.**
Stddev	113.	.7	.760	.6	.140	5.
%RSD	.1682	.1935	33.34	.1744	1.763	.2651
#1	66810.	385.3	-1.687	322.7	8.057	2017.
#2	66900.	384.6	-3.136	323.7	7.778	2027.
#3	67040.	383.8	-2.013	322.8	7.924	2018.
Check ?	Chk Pass	Chk Pass	Chk Pass	Chk Pass	Chk Pass	Chk Pass
High Limit						
Low Limit						

Elem	Cd2265	Co2286	Cr2677	Cu3247	Fe2714	K_7664
Line	226.502 {449}	228.616 {447}	267.716 {126}	324.754 {104}	271.441 {124}	766.490 { 44}
IS Ref	(Y_2243)	(Y_2243)	(Y_3600)	(Y_3600)	(Y_3600)	(Y_3710)
Units	ppb	ppb	ppb	ppb	ppb	ppb
Avg	**.5016**	**130.5**	**424.8**	**69.50**	**109900.**	**2844.**
Stddev	.0231	.2	1.7	.28	194.	48.
%RSD	4.596	.1426	.3989	.4100	.1763	1.688
#1	.4990	130.3	425.0	69.19	109800.	2789.
#2	.4800	130.7	426.4	69.57	110100.	2874.
#3	.5259	130.5	423.0	69.74	109700.	2870.
Check ?	Chk Pass	Chk Pass	Chk Pass	Chk Pass	Chk Pass	Chk Pass
High Limit						
Low Limit						

Elem	Mg2790	Mn2576	Na5895	Ni2316	Pb2203	Sb2068
Line	279.079 {121}	257.610 {131}	589.592 { 57}	231.604 {446}	220.353 {453}	206.833 {463}
IS Ref	(Y_3600)	(Y_3600)	(Y_3710)	(Y_2243)	(Y_2243)	(Y_2243)
Units	ppb	ppb	ppb	ppb	ppb	ppb
Avg	**7287.**	**4978.**	**-25.94**	**529.5**	**1074.**	**-3.734**
Stddev	52.	13.	15.34	1.6	5.	.321
%RSD	.7172	.2517	59.15	.2957	.4334	8.605
#1	7276.	4982.	-10.48	527.9	1069.	-3.642
#2	7343.	4989.	-26.17	529.7	1078.	-4.091
#3	7240.	4964.	-41.17	531.0	1076.	-3.468
Check ?	Chk Pass	Chk Pass	Chk Pass	Chk Pass	Chk Pass	Chk Pass
High Limit						
Low Limit						

Sample Name: 460-127140-a-5-a@4 Acquired: 1/24/2017 13:39:14 Type: Unk
Method: BC011117(v9) Mode: CONC Corr. Factor: 1.000000
User: admin Custom ID1: Custom ID2: Custom ID3:
Comment:

Elem	Se196	Tl1908	V_2924	Zn2062	B_2089	Mo2020
Line	196.090 {472}	190.856 {477}	292.402 {115}	206.200 {463}	208.959 {461}	202.030 {467}
IS Ref	(Y_2243)	(Y_2243)	(Y_3600)	(Y_2243)	(Y_2243)	(Y_2243)
Units	ppb	ppb	ppb	ppb	ppb	ppb
Avg	**1.740**	**-1.301**	**135.3**	**227.8**	**-.3802**	**3.129**
Stddev	1.945	3.374	.5	.5	.9534	.287
%RSD	111.8	259.3	.3840	.2193	250.8	9.160
#1	2.322	-.6419	135.0	227.3	.7148	2.986
#2	3.328	1.695	135.8	228.3	-.8287	2.942
#3	-.4294	-4.957	134.9	227.8	-1.027	3.459
Check ?	Chk Pass	Chk Pass	Chk Pass	Chk Pass	Chk Pass	Chk Pass
High Limit						
Low Limit						

Elem	Sn1899	Sr4077	Ti3349	Si2881
Line	189.989 {477}	407.771 { 83}	334.941 {101}	288.158 {117}
IS Ref	(Y_2243)	(Y_3710)	(Y_3600)	(Y_2243)
Units	ppb	ppb	ppb	ppb
Avg	**10.94**	**14.74**	**1324.**	**1018.**
Stddev	.45	.16	5.	36.
%RSD	4.080	1.076	.3489	3.576
#1	10.68	14.75	1319.	991.2
#2	11.46	14.58	1328.	1004.
#3	10.70	14.90	1325.	1060.
Check ?	Chk Pass	Chk Pass	Chk Pass	Chk Pass
High Limit				
Low Limit				

Int. Std.	Y_2243	Y_3600	Y_3710
Line	224.306 {450}	360.073 { 94}	371.030 { 91}
Units	Cts/S	Cts/S	Cts/S
Avg	**4556.5**	**30468.**	**10056.**
Stddev	12.4	260.	113.
%RSD	.27306	.85237	1.1240
#1	4548.2	30245.	10030.
#2	4570.8	30406.	9957.5
#3	4550.6	30753.	10179.

Sample Name: 460-127140-a-6-a@4 Acquired: 1/24/2017 13:42:54 Type: Unk
Method: BC011117(v9) Mode: CONC Corr. Factor: 1.000000
User: admin Custom ID1: Custom ID2: Custom ID3:
Comment:

Elem	Al3961	As1890	Ag3280	Ba2335	Be3130	Ca3181
Line	396.152 { 85}	189.042 {478}	328.068 {103}	233.527 {445}	313.042 {108}	318.128 {106}
IS Ref	(Y_3710)	(Y_2243)	(Y_3600)	(Y_2243)	(Y_3710)	(Y_3600)
Units	ppb	ppb	ppb	ppb	ppb	ppb
Avg	**71840.**	**102.0**	**-2.225**	**330.5**	**7.220**	**3472.**
Stddev	342.	2.1	.894	.7	.133	49.
%RSD	.4765	2.082	40.18	.2000	1.847	1.414
#1	71500.	99.94	-2.744	331.1	7.264	3444.
#2	71830.	102.0	-1.193	329.8	7.326	3444.
#3	72180.	104.2	-2.740	330.6	7.070	3529.
Check ?	Chk Pass	Chk Pass	Chk Pass	Chk Pass	Chk Pass	Chk Pass
High Limit						
Low Limit						

Elem	Cd2265	Co2286	Cr2677	Cu3247	Fe2714	K_7664
Line	226.502 {449}	228.616 {447}	267.716 {126}	324.754 {104}	271.441 {124}	766.490 { 44}
IS Ref	(Y_2243)	(Y_2243)	(Y_3600)	(Y_3600)	(Y_3600)	(Y_3710)
Units	ppb	ppb	ppb	ppb	ppb	ppb
Avg	**.3877**	**113.8**	**489.8**	**56.30**	**123300.**	**2732.**
Stddev	.1663	.3	3.8	1.09	983.	44.
%RSD	42.89	.2297	.7800	1.941	.7967	1.624
#1	.5697	113.8	486.9	56.81	123100.	2681.
#2	.3495	113.5	488.2	55.05	122500.	2753.
#3	.2438	114.0	494.1	57.05	124400.	2761.
Check ?	Chk Pass	Chk Pass	Chk Pass	Chk Pass	Chk Pass	Chk Pass
High Limit						
Low Limit						

Elem	Mg2790	Mn2576	Na5895	Ni2316	Pb2203	Sb2068
Line	279.079 {121}	257.610 {131}	589.592 { 57}	231.604 {446}	220.353 {453}	206.833 {463}
IS Ref	(Y_3600)	(Y_3600)	(Y_3710)	(Y_2243)	(Y_2243)	(Y_2243)
Units	ppb	ppb	ppb	ppb	ppb	ppb
Avg	**7344.**	**3412.**	**-19.63**	**515.9**	**570.3**	**-1.668**
Stddev	137.	24.	16.34	1.6	1.0	2.061
%RSD	1.863	.6914	83.24	.3072	.1773	123.5
#1	7284.	3403.	-14.14	516.0	569.1	-3.915
#2	7247.	3394.	-38.00	514.3	570.6	.1332
#3	7500.	3439.	-6.738	517.5	571.1	-1.222
Check ?	Chk Pass	Chk Pass	Chk Pass	Chk Pass	Chk Pass	Chk Pass
High Limit						
Low Limit						

Sample Name: 460-127140-a-6-a@4 Acquired: 1/24/2017 13:42:54 Type: Unk
Method: BC011117(v9) Mode: CONC Corr. Factor: 1.000000
User: admin Custom ID1: Custom ID2: Custom ID3:
Comment:

Elem	Se196	Tl1908	V_2924	Zn2062	B_2089	Mo2020
Line	196.090 {472}	190.856 {477}	292.402 {115}	206.200 {463}	208.959 {461}	202.030 {467}
IS Ref	(Y_2243)	(Y_2243)	(Y_3600)	(Y_2243)	(Y_2243)	(Y_2243)
Units	ppb	ppb	ppb	ppb	ppb	ppb
Avg	**.7295**	**-1.516**	**148.3**	**216.0**	**.5404**	**2.882**
Stddev	1.972	2.463	1.3	4.1	.3215	.300
%RSD	270.4	162.5	.8724	1.890	59.50	10.43
#1	2.984	1.087	148.0	213.3	.1694	3.227
#2	-.6744	-1.825	147.2	214.0	.7133	2.744
#3	-.1215	-3.809	149.7	220.7	.7385	2.675
Check ?	Chk Pass	Chk Pass	Chk Pass	Chk Pass	Chk Pass	Chk Pass
High Limit						
Low Limit						

Elem	Sn1899	Sr4077	Ti3349	Si2881
Line	189.989 {477}	407.771 { 83}	334.941 {101}	288.158 {117}
IS Ref	(Y_2243)	(Y_3710)	(Y_3600)	(Y_2243)
Units	ppb	ppb	ppb	ppb
Avg	**10.69**	**22.60**	**1450.**	**1027.**
Stddev	.81	.16	6.	15.
%RSD	7.547	.7247	.4021	1.495
#1	10.28	22.76	1456.	1009.
#2	11.62	22.62	1445.	1037.
#3	10.17	22.43	1450.	1035.
Check ?	Chk Pass	Chk Pass	Chk Pass	Chk Pass
High Limit				
Low Limit				

Int. Std.	Y_2243	Y_3600	Y_3710
Line	224.306 {450}	360.073 { 94}	371.030 { 91}
Units	Cts/S	Cts/S	Cts/S
Avg	**4540.7**	**29953.**	**10085.**
Stddev	14.2	349.	86.
%RSD	.31374	1.1647	.85435
#1	4528.7	29980.	10017.
#2	4556.4	30287.	10182.
#3	4536.9	29591.	10057.

Sample Name: 460-127140-a-7-a@4 Acquired: 1/24/2017 13:46:35 Type: Unk
Method: BC011117(v9) Mode: CONC Corr. Factor: 1.000000
User: admin Custom ID1: Custom ID2: Custom ID3:
Comment:

Elem	Al3961	As1890	Ag3280	Ba2335	Be3130	Ca3181
Line	396.152 { 85}	189.042 {478}	328.068 {103}	233.527 {445}	313.042 {108}	318.128 {106}
IS Ref	(Y_3710)	(Y_2243)	(Y_3600)	(Y_2243)	(Y_3710)	(Y_3600)
Units	ppb	ppb	ppb	ppb	ppb	ppb
Avg	**75900.**	**201.7**	**-2.980**	**325.5**	**7.939**	**7100.**
Stddev	371.	3.1	.499	.5	.115	60.
%RSD	.4889	1.516	16.75	.1558	1.449	.8448
#1	75470.	200.3	-2.411	325.9	7.920	7061.
#2	76130.	199.6	-3.347	325.0	8.063	7070.
#3	76090.	205.2	-3.181	325.7	7.835	7169.
Check ?	Chk Pass	Chk Pass	Chk Pass	Chk Pass	Chk Pass	Chk Pass
High Limit						
Low Limit						

Elem	Cd2265	Co2286	Cr2677	Cu3247	Fe2714	K_7664
Line	226.502 {449}	228.616 {447}	267.716 {126}	324.754 {104}	271.441 {124}	766.490 { 44}
IS Ref	(Y_2243)	(Y_2243)	(Y_3600)	(Y_3600)	(Y_3600)	(Y_3710)
Units	ppb	ppb	ppb	ppb	ppb	ppb
Avg	**.6094**	**154.8**	**749.4**	**72.61**	**160900.**	**3644.**
Stddev	.0168	.6	4.0	.92	822.	13.
%RSD	2.753	.4094	.5305	1.270	.5107	.3480
#1	.6200	154.2	746.3	72.19	160300.	3653.
#2	.6181	154.8	748.0	71.98	160600.	3630.
#3	.5901	155.5	753.9	73.67	161900.	3651.
Check ?	Chk Pass	Chk Pass	Chk Pass	Chk Pass	Chk Pass	Chk Pass
High Limit						
Low Limit						

Elem	Mg2790	Mn2576	Na5895	Ni2316	Pb2203	Sb2068
Line	279.079 {121}	257.610 {131}	589.592 { 57}	231.604 {446}	220.353 {453}	206.833 {463}
IS Ref	(Y_3600)	(Y_3600)	(Y_3710)	(Y_2243)	(Y_2243)	(Y_2243)
Units	ppb	ppb	ppb	ppb	ppb	ppb
Avg	**9217.**	**3121.**	**-37.03**	**641.1**	**976.7**	**-5.038**
Stddev	58.	14.	10.92	1.8	7.1	1.592
%RSD	.6321	.4495	29.49	.2852	.7320	31.60
#1	9189.	3112.	-27.74	639.1	969.9	-3.388
#2	9178.	3115.	-49.06	641.5	975.9	-6.565
#3	9284.	3138.	-34.30	642.7	984.2	-5.160
Check ?	Chk Pass	Chk Pass	Chk Pass	Chk Pass	Chk Pass	Chk Pass
High Limit						
Low Limit						

Sample Name: 460-127140-a-7-a@4 Acquired: 1/24/2017 13:46:35 Type: Unk
Method: BC011117(v9) Mode: CONC Corr. Factor: 1.000000
User: admin Custom ID1: Custom ID2: Custom ID3:
Comment:

Elem	Se196	Tl1908	V_2924	Zn2062	B_2089	Mo2020
Line	196.090 {472}	190.856 {477}	292.402 {115}	206.200 {463}	208.959 {461}	202.030 {467}
IS Ref	(Y_2243)	(Y_2243)	(Y_3600)	(Y_2243)	(Y_2243)	(Y_2243)
Units	ppb	ppb	ppb	ppb	ppb	ppb
Avg	.4349	.6103	173.2	289.9	-.0043	3.781
Stddev	.4421	1.443	.3	4.4	.3173	.310
%RSD	101.7	236.4	.1915	1.516	7297.	8.204
#1	.5808	-.9262	173.3	284.9	-.2545	3.423
#2	-.0618	1.936	172.8	291.5	.3525	3.954
#3	.7855	.8211	173.5	293.2	-.1110	3.967
Check ?	Chk Pass	Chk Pass	Chk Pass	Chk Pass	Chk Pass	Chk Pass
High Limit						
Low Limit						

Elem	Sn1899	Sr4077	Ti3349	Si2881
Line	189.989 {477}	407.771 { 83}	334.941 {101}	288.158 {117}
IS Ref	(Y_2243)	(Y_3710)	(Y_3600)	(Y_2243)
Units	ppb	ppb	ppb	ppb
Avg	11.55	25.98	1682.	1052.
Stddev	.57	.15	4.	10.
%RSD	4.956	.5798	.2319	.9748
#1	11.08	26.08	1681.	1043.
#2	12.19	25.81	1678.	1063.
#3	11.38	26.05	1686.	1050.
Check ?	Chk Pass	Chk Pass	Chk Pass	Chk Pass
High Limit				
Low Limit				

Int. Std.	Y_2243	Y_3600	Y_3710
Line	224.306 {450}	360.073 { 94}	371.030 { 91}
Units	Cts/S	Cts/S	Cts/S
Avg	4516.8	29389.	9937.2
Stddev	1.7	203.	111.7
%RSD	.03808	.68971	1.1243
#1	4517.7	29430.	9892.3
#2	4518.0	29568.	10064.
#3	4514.9	29169.	9855.0

Sample Name: 460-127148-a-1-c@4 Acquired: 1/24/2017 13:50:15 Type: Unk
Method: BC011117(v9) Mode: CONC Corr. Factor: 1.000000
User: admin Custom ID1: Custom ID2: Custom ID3:
Comment:

Elem	Al3961	As1890	Ag3280	Ba2335	Be3130	Ca3181
Line	396.152 { 85}	189.042 {478}	328.068 {103}	233.527 {445}	313.042 {108}	318.128 {106}
IS Ref	(Y_3710)	(Y_2243)	(Y_3600)	(Y_2243)	(Y_3710)	(Y_3600)
Units	ppb	ppb	ppb	ppb	ppb	ppb
Avg	**41170.**	**17.67**	**-.7978**	**399.1**	**2.539**	F **392100.**
Stddev	287.	2.05	1.217	1.6	.167	461.
%RSD	.6966	11.62	152.5	.4115	6.568	.1175
#1	40850.	16.64	.5645	397.4	2.712	391600.
#2	41240.	20.03	-1.776	399.3	2.380	392200.
#3	41410.	16.33	-1.182	400.6	2.525	392500.
Check ?	Chk Pass	Chk Pass	Chk Pass	Chk Pass	Chk Pass	Chk Fail
High Limit						250000.
Low Limit						-200.0

Elem	Cd2265	Co2286	Cr2677	Cu3247	Fe2714	K_7664
Line	226.502 {449}	228.616 {447}	267.716 {126}	324.754 {104}	271.441 {124}	766.490 { 44}
IS Ref	(Y_2243)	(Y_2243)	(Y_3600)	(Y_3600)	(Y_3600)	(Y_3710)
Units	ppb	ppb	ppb	ppb	ppb	ppb
Avg	**1.514**	**24.15**	**94.40**	**228.9**	**60440.**	**6749.**
Stddev	.098	.33	1.05	1.4	159.	73.
%RSD	6.478	1.386	1.109	.6307	.2628	1.085
#1	1.428	24.27	93.69	227.4	60290.	6665.
#2	1.493	23.77	95.61	229.1	60410.	6796.
#3	1.621	24.41	93.92	230.3	60600.	6786.
Check ?	Chk Pass	Chk Pass	Chk Pass	Chk Pass	Chk Pass	Chk Pass
High Limit						
Low Limit						

Elem	Mg2790	Mn2576	Na5895	Ni2316	Pb2203	Sb2068
Line	279.079 {121}	257.610 {131}	589.592 { 57}	231.604 {446}	220.353 {453}	206.833 {463}
IS Ref	(Y_3600)	(Y_3600)	(Y_3710)	(Y_2243)	(Y_2243)	(Y_2243)
Units	ppb	ppb	ppb	ppb	ppb	ppb
Avg	**131600.**	**1252.**	**4067.**	**69.31**	**650.3**	**.6472**
Stddev	243.	2.	41.	.88	8.5	2.237
%RSD	.1846	.1655	1.005	1.274	1.300	345.7
#1	131400.	1250.	4020.	68.36	641.0	3.199
#2	131600.	1251.	4091.	69.46	652.3	-.2826
#3	131900.	1254.	4090.	70.11	657.5	-.9751
Check ?	Chk Pass	Chk Pass	Chk Pass	Chk Pass	Chk Pass	Chk Pass
High Limit						
Low Limit						

Sample Name: 460-127148-a-1-c@4 Acquired: 1/24/2017 13:50:15 Type: Unk
Method: BC011117(v9) Mode: CONC Corr. Factor: 1.000000
User: admin Custom ID1: Custom ID2: Custom ID3:
Comment:

Elem	Se196	Tl1908	V_2924	Zn2062	B_2089	Mo2020
Line	196.090 {472}	190.856 {477}	292.402 {115}	206.200 {463}	208.959 {461}	202.030 {467}
IS Ref	(Y_2243)	(Y_2243)	(Y_3600)	(Y_2243)	(Y_2243)	(Y_2243)
Units	ppb	ppb	ppb	ppb	ppb	ppb
Avg	-3.356	.7434	96.63	498.4	43.69	3.306
Stddev	.932	.2089	.88	8.0	.58	.413
%RSD	27.77	28.09	.9076	1.612	1.329	12.50
#1	-4.368	.9677	95.63	507.4	43.11	2.830
#2	-3.168	.7080	96.96	491.9	43.71	3.563
#3	-2.533	.5545	97.29	495.9	44.27	3.526
Check ?	Chk Pass	Chk Pass	Chk Pass	Chk Pass	Chk Pass	Chk Pass
High Limit						
Low Limit						

Elem	Sn1899	Sr4077	Ti3349	Si2881
Line	189.989 {477}	407.771 { 83}	334.941 {101}	288.158 {117}
IS Ref	(Y_2243)	(Y_3710)	(Y_3600)	(Y_2243)
Units	ppb	ppb	ppb	ppb
Avg	19.60	987.0	1586.	1402.
Stddev	.32	8.9	6.	24.
%RSD	1.608	.9007	.4006	1.709
#1	19.48	977.8	1579.	1410.
#2	19.37	987.6	1587.	1421.
#3	19.96	995.6	1592.	1376.
Check ?	Chk Pass	Chk Pass	Chk Pass	Chk Pass
High Limit				
Low Limit				

Int. Std.	Y_2243	Y_3600	Y_3710
Line	224.306 {450}	360.073 { 94}	371.030 { 91}
Units	Cts/S	Cts/S	Cts/S
Avg	4058.1	27087.	9286.0
Stddev	10.6	146.	88.3
%RSD	.26113	.53908	.95086
#1	4054.3	26925.	9315.0
#2	4070.1	27127.	9186.8
#3	4049.9	27208.	9356.1

Sample Name: 460-127178-d-1-c@4 Acquired: 1/24/2017 13:53:58 Type: Unk
Method: BC011117(v9) Mode: CONC Corr. Factor: 1.000000
User: admin Custom ID1: Custom ID2: Custom ID3:
Comment:

Elem	Al3961	As1890	Ag3280	Ba2335	Be3130	Ca3181
Line	396.152 { 85}	189.042 {478}	328.068 {103}	233.527 {445}	313.042 {108}	318.128 {106}
IS Ref	(Y_3710)	(Y_2243)	(Y_3600)	(Y_2243)	(Y_3710)	(Y_3600)
Units	ppb	ppb	ppb	ppb	ppb	ppb
Avg	**42560.**	**43.29**	**-1.153**	**751.1**	**2.760**	**29130.**
Stddev	102.	.76	.212	1.0	.130	208.
%RSD	.2384	1.745	18.39	.1267	4.709	.7154
#1	42450.	42.66	-1.058	752.1	2.823	29180.
#2	42630.	43.07	-1.005	750.2	2.611	28900.
#3	42610.	44.13	-1.396	750.9	2.847	29310.
Check ?	Chk Pass	Chk Pass	Chk Pass	Chk Pass	Chk Pass	Chk Pass
High Limit						
Low Limit						

Elem	Cd2265	Co2286	Cr2677	Cu3247	Fe2714	K_7664
Line	226.502 {449}	228.616 {447}	267.716 {126}	324.754 {104}	271.441 {124}	766.490 { 44}
IS Ref	(Y_2243)	(Y_2243)	(Y_3600)	(Y_3600)	(Y_3600)	(Y_3710)
Units	ppb	ppb	ppb	ppb	ppb	ppb
Avg	**2.776**	**55.65**	**130.0**	**318.0**	**134100.**	**3349.**
Stddev	.080	.42	.5	1.0	722.	23.
%RSD	2.873	.7571	.3995	.3283	.5389	.6784
#1	2.750	55.17	129.7	317.9	134300.	3365.
#2	2.866	55.81	129.7	317.0	133200.	3323.
#3	2.713	55.97	130.6	319.1	134600.	3360.
Check ?	Chk Pass	Chk Pass	Chk Pass	Chk Pass	Chk Pass	Chk Pass
High Limit						
Low Limit						

Elem	Mg2790	Mn2576	Na5895	Ni2316	Pb2203	Sb2068
Line	279.079 {121}	257.610 {131}	589.592 { 57}	231.604 {446}	220.353 {453}	206.833 {463}
IS Ref	(Y_3600)	(Y_3600)	(Y_3710)	(Y_2243)	(Y_2243)	(Y_2243)
Units	ppb	ppb	ppb	ppb	ppb	ppb
Avg	**23160.**	**5889.**	**1596.**	**144.6**	**493.6**	**174.6**
Stddev	253.	25.	15.	.9	2.9	1.5
%RSD	1.093	.4262	.9435	.6525	.5962	.8403
#1	23190.	5901.	1579.	143.6	490.5	176.1
#2	22890.	5860.	1603.	145.5	496.3	174.6
#3	23390.	5906.	1607.	144.7	493.9	173.2
Check ?	Chk Pass	Chk Pass	Chk Pass	Chk Pass	Chk Pass	Chk Pass
High Limit						
Low Limit						

Sample Name: 460-127178-d-1-c@4 Acquired: 1/24/2017 13:53:58 Type: Unk
Method: BC011117(v9) Mode: CONC Corr. Factor: 1.000000
User: admin Custom ID1: Custom ID2: Custom ID3:
Comment:

Elem	Se196	Tl1908	V_2924	Zn2062	B_2089	Mo2020
Line	196.090 {472}	190.856 {477}	292.402 {115}	206.200 {463}	208.959 {461}	202.030 {467}
IS Ref	(Y_2243)	(Y_2243)	(Y_3600)	(Y_2243)	(Y_2243)	(Y_2243)
Units	ppb	ppb	ppb	ppb	ppb	ppb
Avg	**3.041**	**3.382**	**131.9**	**880.2**	**131.4**	**4.916**
Stddev	1.637	3.146	1.4	3.1	.5	.313
%RSD	53.84	93.03	1.024	.3466	.3880	6.362
#1	2.251	1.590	131.3	878.0	131.8	5.256
#2	1.948	7.014	130.9	879.0	131.5	4.641
#3	4.923	1.541	133.4	883.7	130.8	4.851
Check ?	Chk Pass	Chk Pass	Chk Pass	Chk Pass	Chk Pass	Chk Pass
High Limit						
Low Limit						

Elem	Sn1899	Sr4077	Ti3349	Si2881
Line	189.989 {477}	407.771 { 83}	334.941 {101}	288.158 {117}
IS Ref	(Y_2243)	(Y_3710)	(Y_3600)	(Y_2243)
Units	ppb	ppb	ppb	ppb
Avg	**27.62**	**217.4**	**2163.**	**773.7**
Stddev	.38	.3	4.	20.0
%RSD	1.361	.1576	.1752	2.581
#1	28.03	217.1	2167.	753.0
#2	27.53	217.7	2159.	792.8
#3	27.30	217.3	2162.	775.4
Check ?	Chk Pass	Chk Pass	Chk Pass	Chk Pass
High Limit				
Low Limit				

Int. Std.	Y_2243	Y_3600	Y_3710
Line	224.306 {450}	360.073 { 94}	371.030 { 91}
Units	Cts/S	Cts/S	Cts/S
Avg	**4304.3**	**28990.**	**9652.2**
Stddev	9.3	318.	120.9
%RSD	.21494	1.0974	1.2526
#1	4309.1	28786.	9647.0
#2	4310.2	29356.	9775.6
#3	4293.7	28827.	9534.0

Sample Name: 460-127031-a-4-a@4 Acquired: 1/24/2017 13:57:40 Type: Unk
Method: BC011117(v9) Mode: CONC Corr. Factor: 1.000000
User: admin Custom ID1: Custom ID2: Custom ID3:
Comment:

Elem	Al3961	As1890	Ag3280	Ba2335	Be3130	Ca3181
Line	396.152 { 85}	189.042 {478}	328.068 {103}	233.527 {445}	313.042 {108}	318.128 {106}
IS Ref	(Y_3710)	(Y_2243)	(Y_3600)	(Y_2243)	(Y_3710)	(Y_3600)
Units	ppb	ppb	ppb	ppb	ppb	ppb
Avg	**17890.**	**16.64**	**-1.003**	**104.5**	**1.669**	**48620.**
Stddev	76.	1.78	.119	1.0	.159	114.
%RSD	.4269	10.68	11.90	.9500	9.541	.2353
#1	17820.	15.84	-.8784	105.6	1.669	48480.
#2	17900.	15.40	-1.116	103.7	1.829	48670.
#3	17970.	18.67	-1.014	104.3	1.510	48690.
Check ?	Chk Pass	Chk Pass	Chk Pass	Chk Pass	Chk Pass	Chk Pass
High Limit						
Low Limit						

Elem	Cd2265	Co2286	Cr2677	Cu3247	Fe2714	K_7664
Line	226.502 {449}	228.616 {447}	267.716 {126}	324.754 {104}	271.441 {124}	766.490 { 44}
IS Ref	(Y_2243)	(Y_2243)	(Y_3600)	(Y_3600)	(Y_3600)	(Y_3710)
Units	ppb	ppb	ppb	ppb	ppb	ppb
Avg	**.8214**	**16.02**	**43.59**	**68.86**	**69420.**	**1782.**
Stddev	.0123	.28	.74	1.18	198.	33.
%RSD	1.492	1.752	1.702	1.714	.2854	1.838
#1	.8092	16.06	42.85	67.84	69190.	1757.
#2	.8214	16.27	44.33	68.59	69530.	1769.
#3	.8337	15.72	43.58	70.16	69550.	1819.
Check ?	Chk Pass	Chk Pass	Chk Pass	Chk Pass	Chk Pass	Chk Pass
High Limit						
Low Limit						

Elem	Mg2790	Mn2576	Na5895	Ni2316	Pb2203	Sb2068
Line	279.079 {121}	257.610 {131}	589.592 { 57}	231.604 {446}	220.353 {453}	206.833 {463}
IS Ref	(Y_3600)	(Y_3600)	(Y_3710)	(Y_2243)	(Y_2243)	(Y_2243)
Units	ppb	ppb	ppb	ppb	ppb	ppb
Avg	**25760.**	**1456.**	**467.3**	**30.69**	**318.2**	**-.3338**
Stddev	105.	5.	2.7	.40	1.2	.1795
%RSD	.4063	.3114	.5825	1.293	.3634	53.79
#1	25730.	1451.	466.3	30.74	319.4	-.2020
#2	25870.	1458.	465.3	31.06	317.1	-.2611
#3	25670.	1460.	470.4	30.28	318.1	-.5383
Check ?	Chk Pass	Chk Pass	Chk Pass	Chk Pass	Chk Pass	Chk Pass
High Limit						
Low Limit						

Sample Name: 460-127031-a-4-a@4 Acquired: 1/24/2017 13:57:40 Type: Unk
Method: BC011117(v9) Mode: CONC Corr. Factor: 1.000000
User: admin Custom ID1: Custom ID2: Custom ID3:
Comment:

Elem	Se196	Tl1908	V_2924	Zn2062	B_2089	Mo2020
Line	196.090 {472}	190.856 {477}	292.402 {115}	206.200 {463}	208.959 {461}	202.030 {467}
IS Ref	(Y_2243)	(Y_2243)	(Y_3600)	(Y_2243)	(Y_2243)	(Y_2243)
Units	ppb	ppb	ppb	ppb	ppb	ppb
Avg	**1.359**	**-.7644**	**54.43**	**492.3**	**1.653**	**1.763**
Stddev	3.108	3.245	.06	1.0	.184	.154
%RSD	228.8	424.5	.1103	.1969	11.13	8.713
#1	4.584	-4.115	54.42	492.2	1.505	1.638
#2	-1.617	2.363	54.49	493.3	1.595	1.934
#3	1.108	-.5420	54.37	491.4	1.859	1.717
Check ?	Chk Pass	Chk Pass	Chk Pass	Chk Pass	Chk Pass	Chk Pass
High Limit						
Low Limit						

Elem	Sn1899	Sr4077	Ti3349	Si2881
Line	189.989 {477}	407.771 { 83}	334.941 {101}	288.158 {117}
IS Ref	(Y_2243)	(Y_3710)	(Y_3600)	(Y_2243)
Units	ppb	ppb	ppb	ppb
Avg	**165.4**	**92.16**	**586.2**	**573.6**
Stddev	2.0	.17	1.4	2.8
%RSD	1.237	.1800	.2344	.4814
#1	163.2	92.15	585.8	572.7
#2	167.3	92.00	587.7	571.5
#3	165.6	92.33	585.1	576.7
Check ?	Chk Pass	Chk Pass	Chk Pass	Chk Pass
High Limit				
Low Limit				

Int. Std.	Y_2243	Y_3600	Y_3710
Line	224.306 {450}	360.073 { 94}	371.030 { 91}
Units	Cts/S	Cts/S	Cts/S
Avg	**4239.7**	**28383.**	**9313.7**
Stddev	27.7	150.	45.6
%RSD	.65448	.52825	.49002
#1	4207.9	28215.	9315.9
#2	4259.0	28430.	9358.1
#3	4252.2	28503.	9266.9

Sample Name: CCV Acquired: 1/24/2017 14:01:26 Type: QC
Method: BC011117(v9) Mode: CONC Corr. Factor: 1.000000
User: admin Custom ID1: Custom ID2: Custom ID3:
Comment:

Elem	Al3961	As1890	Ag3280	Ba2335	Be3130	Ca3181
Line	396.152 { 85}	189.042 {478}	328.068 {103}	233.527 {445}	313.042 {108}	318.128 {106}
IS Ref	(Y_3710)	(Y_2243)	(Y_3600)	(Y_2243)	(Y_3710)	(Y_3600)
Units	ppb	ppb	ppb	ppb	ppb	ppb
Avg	**121100.**	**2434.**	**1245.**	**9780.**	**942.4**	**120900.**
Stddev	264.	1.	2.	22.	.9	751.
%RSD	.2183	.0557	.1492	.2234	.1000	.6212
#1	120900.	2433.	1244.	9804.	943.1	120100.
#2	121400.	2435.	1247.	9775.	942.8	121600.
#3	121000.	2435.	1243.	9761.	941.4	121100.
Check ?	Chk Pass	Chk Pass	Chk Pass	Chk Pass	Chk Pass	Chk Pass
Value						
Range						

Elem	Cd2265	Co2286	Cr2677	Cu3247	Fe2714	K_7664
Line	226.502 {449}	228.616 {447}	267.716 {126}	324.754 {104}	271.441 {124}	766.490 { 44}
IS Ref	(Y_2243)	(Y_2243)	(Y_3600)	(Y_3600)	(Y_3600)	(Y_3710)
Units	ppb	ppb	ppb	ppb	ppb	ppb
Avg	**1214.**	**2420.**	**4911.**	**12030.**	**98380.**	**49780.**
Stddev	5.	5.	22.	13.	390.	127.
%RSD	.3952	.2258	.4401	.1069	.3965	.2556
#1	1220.	2427.	4887.	12040.	97960.	49640.
#2	1212.	2417.	4927.	12040.	98730.	49820.
#3	1211.	2417.	4920.	12020.	98460.	49890.
Check ?	Chk Pass	Chk Pass	Chk Pass	Chk Pass	Chk Pass	Chk Pass
Value						
Range						

Elem	Mg2790	Mn2576	Na5895	Ni2316	Pb2203	Sb2068
Line	279.079 {121}	257.610 {131}	589.592 { 57}	231.604 {446}	220.353 {453}	206.833 {463}
IS Ref	(Y_3600)	(Y_3600)	(Y_3710)	(Y_2243)	(Y_2243)	(Y_2243)
Units	ppb	ppb	ppb	ppb	ppb	ppb
Avg	**121000.**	**4961.**	**124500.**	**2460.**	**7385.**	**961.3**
Stddev	864.	18.	203.	5.	29.	1.9
%RSD	.7142	.3686	.1633	.2185	.3905	.1934
#1	120000.	4941.	124300.	2466.	7416.	960.7
#2	121700.	4978.	124700.	2457.	7381.	963.4
#3	121300.	4963.	124600.	2457.	7359.	959.8
Check ?	Chk Pass	Chk Pass	Chk Pass	Chk Pass	Chk Pass	Chk Pass
Value						
Range						

Sample Name: CCV Acquired: 1/24/2017 14:01:26 Type: QC
Method: BC011117(v9) Mode: CONC Corr. Factor: 1.000000
User: admin Custom ID1: Custom ID2: Custom ID3:
Comment:

Elem	Se196	Tl1908	V_2924	Zn2062	B_2089	Mo2020
Line	196.090 {472}	190.856 {477}	292.402 {115}	206.200 {463}	208.959 {461}	202.030 {467}
IS Ref	(Y_2243)	(Y_2243)	(Y_3600)	(Y_2243)	(Y_2243)	(Y_2243)
Units	ppb	ppb	ppb	ppb	ppb	ppb
Avg	**2406.**	**2468.**	**2433.**	**2469.**	**958.3**	**2372.**
Stddev	7.	8.	8.	6.	2.6	9.
%RSD	.3053	.3103	.3299	.2547	.2694	.3682
#1	2406.	2462.	2427.	2476.	958.4	2380.
#2	2413.	2464.	2442.	2465.	960.8	2372.
#3	2398.	2476.	2431.	2466.	955.6	2362.
Check ?	Chk Pass	Chk Pass	Chk Pass	Chk Pass	Chk Pass	Chk Pass
Value						
Range						

Elem	Sn1899	Sr4077	Ti3349	Si2881
Line	189.989 {477}	407.771 { 83}	334.941 {101}	288.158 {117}
IS Ref	(Y_2243)	(Y_3710)	(Y_3600)	(Y_2243)
Units	ppb	ppb	ppb	ppb
Avg	**981.2**	**4973.**	**9840.**	**8428.**
Stddev	7.7	7.	12.	60.
%RSD	.7835	.1328	.1265	.7110
#1	985.7	4971.	9833.	8434.
#2	985.5	4981.	9854.	8485.
#3	972.3	4968.	9832.	8365.
Check ?	Chk Pass	Chk Pass	Chk Pass	None
Value				
Range				

Int. Std.	Y_2243	Y_3600	Y_3710
Line	224.306 {450}	360.073 { 94}	371.030 { 91}
Units	Cts/S	Cts/S	Cts/S
Avg	**3961.6**	**26319.**	**8908.1**
Stddev	7.5	234.	71.1
%RSD	.18935	.88756	.79856
#1	3957.3	26588.	8985.6
#2	3970.3	26205.	8893.1
#3	3957.3	26164.	8845.7

Sample Name: CCB Acquired: 1/24/2017 14:04:54 Type: QC
Method: BC011117(v9) Mode: CONC Corr. Factor: 1.000000
User: admin Custom ID1: Custom ID2: Custom ID3:
Comment:

Elem	Al3961	As1890	Ag3280	Ba2335	Be3130	Ca3181
Line	396.152 { 85}	189.042 {478}	328.068 {103}	233.527 {445}	313.042 {108}	318.128 {106}
IS Ref	(Y_3710)	(Y_2243)	(Y_3600)	(Y_2243)	(Y_3710)	(Y_3600)
Units	ppb	ppb	ppb	ppb	ppb	ppb
Avg	**-6.579**	**.2936**	**-.0705**	**.4433**	**.0081**	**13.39**
Stddev	31.04	.8587	.5437	.4068	.1416	5.61
%RSD	471.8	292.5	770.8	91.77	1743.	41.90
#1	10.66	-.2284	.0812	.9050	-.1420	15.64
#2	12.01	-.1755	-.6740	.1373	.1393	17.52
#3	-42.41	1.285	.3812	.2877	.0270	7.001
Check ?	Chk Pass	Chk Pass	Chk Pass	Chk Pass	Chk Pass	Chk Pass
High Limit						
Low Limit						

Elem	Cd2265	Co2286	Cr2677	Cu3247	Fe2714	K_7664
Line	226.502 {449}	228.616 {447}	267.716 {126}	324.754 {104}	271.441 {124}	766.490 { 44}
IS Ref	(Y_2243)	(Y_2243)	(Y_3600)	(Y_3600)	(Y_3600)	(Y_3710)
Units	ppb	ppb	ppb	ppb	ppb	ppb
Avg	**.0220**	**.1269**	**-.0169**	**-.4053**	**.4429**	**17.92**
Stddev	.0858	.1159	.0933	.4237	6.419	32.23
%RSD	390.0	91.37	550.8	104.5	1449.	179.8
#1	.0731	.1252	-.1221	.0201	-6.969	51.64
#2	-.0770	.2436	.0557	-.8273	4.067	14.73
#3	.0699	.0118	.0156	-.4087	4.231	-12.59
Check ?	Chk Pass	Chk Pass	Chk Pass	Chk Pass	Chk Pass	Chk Pass
High Limit						
Low Limit						

Elem	Mg2790	Mn2576	Na5895	Ni2316	Pb2203	Sb2068
Line	279.079 {121}	257.610 {131}	589.592 { 57}	231.604 {446}	220.353 {453}	206.833 {463}
IS Ref	(Y_3600)	(Y_3600)	(Y_3710)	(Y_2243)	(Y_2243)	(Y_2243)
Units	ppb	ppb	ppb	ppb	ppb	ppb
Avg	**3.869**	**.2185**	**-29.18**	**.8076**	**-.6913**	**.7516**
Stddev	5.565	.1547	12.00	.3595	.9874	1.282
%RSD	143.8	70.79	41.11	44.51	142.8	170.6
#1	6.640	.3966	-34.21	.9486	-.1600	1.096
#2	7.506	.1411	-37.84	.3990	-.0833	1.826
#3	-2.538	.1178	-15.49	1.075	-1.831	-.6676
Check ?	Chk Pass	Chk Pass	Chk Pass	Chk Pass	Chk Pass	Chk Pass
High Limit						
Low Limit						

Sample Name: CCB Acquired: 1/24/2017 14:04:54 Type: QC
Method: BC011117(v9) Mode: CONC Corr. Factor: 1.000000
User: admin Custom ID1: Custom ID2: Custom ID3:
Comment:

Elem	Se196	Tl1908	V_2924	Zn2062	B_2089	Mo2020
Line	196.090 {472}	190.856 {477}	292.402 {115}	206.200 {463}	208.959 {461}	202.030 {467}
IS Ref	(Y_2243)	(Y_2243)	(Y_3600)	(Y_2243)	(Y_2243)	(Y_2243)
Units	ppb	ppb	ppb	ppb	ppb	ppb
Avg	-.7969	.5506	.2966	.8056	.3238	1.997
Stddev	2.512	2.925	.2111	.1299	.2374	.797
%RSD	315.2	531.3	71.18	16.12	73.32	39.93
#1	-.6710	-.9979	.5289	.6591	.3066	1.436
#2	1.649	3.925	.1166	.8513	.0955	1.645
#3	-3.369	-1.275	.2442	.9065	.5693	2.909
Check ?	Chk Pass	Chk Pass	Chk Pass	Chk Pass	Chk Pass	Chk Pass
High Limit						
Low Limit						

Elem	Sn1899	Sr4077	Ti3349	Si2881
Line	189.989 {477}	407.771 { 83}	334.941 {101}	288.158 {117}
IS Ref	(Y_2243)	(Y_3710)	(Y_3600)	(Y_2243)
Units	ppb	ppb	ppb	ppb
Avg	.3194	.1902	.8559	-22.63
Stddev	.4027	.2189	.0639	25.53
%RSD	126.1	115.1	7.468	112.8
#1	.3603	.4096	.7865	-40.20
#2	.7000	-.0283	.8687	6.653
#3	-.1022	.1894	.9124	-34.35
Check ?	Chk Pass	Chk Pass	Chk Pass	None
High Limit				
Low Limit				

Int. Std.	Y_2243	Y_3600	Y_3710
Line	224.306 {450}	360.073 { 94}	371.030 { 91}
Units	Cts/S	Cts/S	Cts/S
Avg	4219.0	28150.	9136.9
Stddev	14.8	163.	90.8
%RSD	.35050	.58060	.99328
#1	4229.8	28226.	9185.2
#2	4202.2	27962.	9032.2
#3	4225.1	28261.	9193.2

Sample Name: CCVL Acquired: 1/24/2017 14:08:47 Type: QC
Method: BC011117(v9) Mode: CONC Corr. Factor: 1.000000
User: admin Custom ID1: Custom ID2: Custom ID3:
Comment:

Elem	Al3961	As1890	Ag3280	Ba2335	Be3130	Ca3181
Line	396.152 { 85}	189.042 {478}	328.068 {103}	233.527 {445}	313.042 {108}	318.128 {106}
IS Ref	(Y_3710)	(Y_2243)	(Y_3600)	(Y_2243)	(Y_3710)	(Y_3600)
Units	ppb	ppb	ppb	ppb	ppb	ppb
Avg	**200.1**	**15.35**	**9.728**	**201.1**	**1.826**	**4855.**
Stddev	10.8	.69	.088	.8	.086	38.
%RSD	5.419	4.473	.9060	.3751	4.691	.7915
#1	212.1	15.98	9.829	200.3	1.781	4892.
#2	190.9	14.62	9.681	201.7	1.924	4816.
#3	197.3	15.44	9.673	201.4	1.772	4857.
Check ?	Chk Pass	Chk Pass	Chk Pass	Chk Pass	Chk Pass	Chk Pass
Value						
Range						

Elem	Cd2265	Co2286	Cr2677	Cu3247	Fe2714	K_7664
Line	226.502 {449}	228.616 {447}	267.716 {126}	324.754 {104}	271.441 {124}	766.490 { 44}
IS Ref	(Y_2243)	(Y_2243)	(Y_3600)	(Y_3600)	(Y_3600)	(Y_3710)
Units	ppb	ppb	ppb	ppb	ppb	ppb
Avg	**3.972**	**50.35**	**9.654**	**22.82**	**156.8**	**4605.**
Stddev	.138	.39	.123	.69	6.8	77.
%RSD	3.467	.7771	1.269	3.031	4.326	1.681
#1	4.121	50.06	9.788	22.06	164.1	4516.
#2	3.946	50.79	9.627	23.42	155.6	4656.
#3	3.850	50.19	9.548	22.97	150.7	4643.
Check ?	Chk Pass	Chk Pass	Chk Pass	Chk Pass	Chk Pass	Chk Pass
Value						
Range						

Elem	Mg2790	Mn2576	Na5895	Ni2316	Pb2203	Sb2068
Line	279.079 {121}	257.610 {131}	589.592 { 57}	231.604 {446}	220.353 {453}	206.833 {463}
IS Ref	(Y_3600)	(Y_3600)	(Y_3710)	(Y_2243)	(Y_2243)	(Y_2243)
Units	ppb	ppb	ppb	ppb	ppb	ppb
Avg	**4686.**	**15.72**	**4472.**	**41.74**	**9.601**	**19.39**
Stddev	47.	.08	97.	.32	1.519	.84
%RSD	1.012	.5066	2.172	.7637	15.82	4.356
#1	4649.	15.65	4361.	41.94	7.972	19.13
#2	4739.	15.81	4514.	41.91	9.853	18.70
#3	4669.	15.70	4541.	41.37	10.98	20.33
Check ?	Chk Pass	Chk Pass	Chk Pass	Chk Pass	Chk Pass	Chk Pass
Value						
Range						

Sample Name: CCVL Acquired: 1/24/2017 14:08:47 Type: QC
Method: BC011117(v9) Mode: CONC Corr. Factor: 1.000000
User: admin Custom ID1: Custom ID2: Custom ID3:
Comment:

Elem	Se196	Tl1908	V_2924	Zn2062	B_2089	Mo2020
Line	196.090 {472}	190.856 {477}	292.402 {115}	206.200 {463}	208.959 {461}	202.030 {467}
IS Ref	(Y_2243)	(Y_2243)	(Y_3600)	(Y_2243)	(Y_2243)	(Y_2243)
Units	ppb	ppb	ppb	ppb	ppb	ppb
Avg	**16.52**	**21.16**	**49.35**	**31.20**	**47.19**	**19.15**
Stddev	4.23	2.20	1.13	.28	.14	.50
%RSD	25.58	10.39	2.285	.9030	.2880	2.627
#1	20.76	22.07	48.75	30.98	47.04	18.61
#2	12.31	18.65	50.65	31.10	47.31	19.60
#3	16.51	22.75	48.65	31.52	47.21	19.26
Check ?	Chk Pass	Chk Pass	Chk Pass	Chk Pass	Chk Pass	Chk Pass
Value						
Range						

Elem	Sn1899	Sr4077	Ti3349	Si2881
Line	189.989 {477}	407.771 { 83}	334.941 {101}	288.158 {117}
IS Ref	(Y_2243)	(Y_3710)	(Y_3600)	(Y_2243)
Units	ppb	ppb	ppb	ppb
Avg	**48.38**	**19.76**	**19.92**	F **-4.645**
Stddev	.36	.11	.36	2.249
%RSD	.7341	.5480	1.803	48.43
#1	48.30	19.64	19.58	-5.170
#2	48.07	19.85	20.30	-6.585
#3	48.77	19.80	19.89	-2.179
Check ?	Chk Pass	Chk Pass	Chk Pass	Chk Fail
Value				200.0
Range				-30.50%

Int. Std.	Y_2243	Y_3600	Y_3710
Line	224.306 {450}	360.073 { 94}	371.030 { 91}
Units	Cts/S	Cts/S	Cts/S
Avg	**4204.4**	**28112.**	**8999.9**
Stddev	15.0	291.	204.0
%RSD	.35742	1.0359	2.2664
#1	4204.4	27792.	8765.2
#2	4189.4	28361.	9134.8
#3	4219.4	28183.	9099.7

Sample Name: 460-127031-a-6-a@4 Acquired: 1/24/2017 14:12:37 Type: Unk
Method: BC011117(v9) Mode: CONC Corr. Factor: 1.000000
User: admin Custom ID1: Custom ID2: Custom ID3:
Comment:

Elem	Al3961	As1890	Ag3280	Ba2335	Be3130	Ca3181
Line	396.152 { 85}	189.042 {478}	328.068 {103}	233.527 {445}	313.042 {108}	318.128 {106}
IS Ref	(Y_3710)	(Y_2243)	(Y_3600)	(Y_2243)	(Y_3710)	(Y_3600)
Units	ppb	ppb	ppb	ppb	ppb	ppb
Avg	**13550.**	**19.74**	**-1.255**	**114.3**	**1.489**	**68900.**
Stddev	33.	2.52	.844	.3	.060	546.
%RSD	.2448	12.74	67.25	.3040	4.021	.7917
#1	13520.	20.57	-2.043	113.9	1.452	68350.
#2	13540.	16.91	-.3645	114.5	1.457	68890.
#3	13580.	21.73	-1.357	114.4	1.558	69440.
Check ?	Chk Pass	Chk Pass	Chk Pass	Chk Pass	Chk Pass	Chk Pass
High Limit						
Low Limit						

Elem	Cd2265	Co2286	Cr2677	Cu3247	Fe2714	K_7664
Line	226.502 {449}	228.616 {447}	267.716 {126}	324.754 {104}	271.441 {124}	766.490 { 44}
IS Ref	(Y_2243)	(Y_2243)	(Y_3600)	(Y_3600)	(Y_3600)	(Y_3710)
Units	ppb	ppb	ppb	ppb	ppb	ppb
Avg	**1.000**	**19.65**	**38.85**	**71.75**	**64020.**	**1357.**
Stddev	.032	.35	.21	.39	363.	27.
%RSD	3.168	1.797	.5327	.5443	.5668	2.024
#1	.9828	19.40	39.04	71.35	63620.	1366.
#2	1.037	19.50	38.88	71.75	64120.	1326.
#3	.9809	20.06	38.63	72.14	64330.	1379.
Check ?	Chk Pass	Chk Pass	Chk Pass	Chk Pass	Chk Pass	Chk Pass
High Limit						
Low Limit						

Elem	Mg2790	Mn2576	Na5895	Ni2316	Pb2203	Sb2068
Line	279.079 {121}	257.610 {131}	589.592 { 57}	231.604 {446}	220.353 {453}	206.833 {463}
IS Ref	(Y_3600)	(Y_3600)	(Y_3710)	(Y_2243)	(Y_2243)	(Y_2243)
Units	ppb	ppb	ppb	ppb	ppb	ppb
Avg	**30810.**	**1776.**	**393.2**	**28.01**	**326.3**	**.0652**
Stddev	259.	11.	6.7	1.02	3.0	1.538
%RSD	.8395	.6239	1.707	3.646	.9130	2358.
#1	30580.	1765.	400.9	26.83	323.3	1.433
#2	30750.	1775.	390.2	28.64	329.2	.3620
#3	31090.	1787.	388.4	28.56	326.5	-1.599
Check ?	Chk Pass	Chk Pass	Chk Pass	Chk Pass	Chk Pass	Chk Pass
High Limit						
Low Limit						

Sample Name: 460-127031-a-6-a@4 Acquired: 1/24/2017 14:12:37 Type: Unk
Method: BC011117(v9) Mode: CONC Corr. Factor: 1.000000
User: admin Custom ID1: Custom ID2: Custom ID3:
Comment:

Elem	Se196	Tl1908	V_2924	Zn2062	B_2089	Mo2020
Line	196.090 {472}	190.856 {477}	292.402 {115}	206.200 {463}	208.959 {461}	202.030 {467}
IS Ref	(Y_2243)	(Y_2243)	(Y_3600)	(Y_2243)	(Y_2243)	(Y_2243)
Units	ppb	ppb	ppb	ppb	ppb	ppb
Avg	**-1.429**	**-1.458**	**50.46**	**515.0**	**25.74**	**1.690**
Stddev	3.170	3.249	.67	7.9	.42	.479
%RSD	221.8	222.9	1.324	1.544	1.644	28.36
#1	.6876	-2.176	49.71	515.2	25.48	1.201
#2	-5.074	-4.287	50.98	522.8	26.23	1.709
#3	.0993	2.090	50.68	506.9	25.51	2.159
Check ?	Chk Pass	Chk Pass	Chk Pass	Chk Pass	Chk Pass	Chk Pass
High Limit						
Low Limit						

Elem	Sn1899	Sr4077	Ti3349	Si2881
Line	189.989 {477}	407.771 { 83}	334.941 {101}	288.158 {117}
IS Ref	(Y_2243)	(Y_3710)	(Y_3600)	(Y_2243)
Units	ppb	ppb	ppb	ppb
Avg	**51.08**	**124.6**	**472.9**	**558.4**
Stddev	1.05	.4	1.2	15.6
%RSD	2.052	.3087	.2616	2.797
#1	49.91	125.0	471.5	575.8
#2	51.95	124.3	473.5	545.5
#3	51.36	124.3	473.7	554.1
Check ?	Chk Pass	Chk Pass	Chk Pass	Chk Pass
High Limit				
Low Limit				

Int. Std.	Y_2243	Y_3600	Y_3710
Line	224.306 {450}	360.073 { 94}	371.030 { 91}
Units	Cts/S	Cts/S	Cts/S
Avg	**4204.3**	**27964.**	**9047.0**
Stddev	27.0	88.	142.6
%RSD	.64125	.31581	1.5762
#1	4175.4	27982.	9208.5
#2	4208.7	28041.	8993.7
#3	4228.8	27867.	8938.7

Sample Name: 460-127031-a-8-a@4 Acquired: 1/24/2017 14:16:23 Type: Unk
Method: BC011117(v9) Mode: CONC Corr. Factor: 1.000000
User: admin Custom ID1: Custom ID2: Custom ID3:
Comment:

Elem	Al3961	As1890	Ag3280	Ba2335	Be3130	Ca3181
Line	396.152 { 85}	189.042 {478}	328.068 {103}	233.527 {445}	313.042 {108}	318.128 {106}
IS Ref	(Y_3710)	(Y_2243)	(Y_3600)	(Y_2243)	(Y_3710)	(Y_3600)
Units	ppb	ppb	ppb	ppb	ppb	ppb
Avg	**13800.**	**12.24**	**-.8673**	**72.44**	**1.303**	**76740.**
Stddev	13.	2.34	.1911	.18	.079	312.
%RSD	.0930	19.13	22.03	.2486	6.063	.4066
#1	13790.	9.883	-.8273	72.38	1.219	76380.
#2	13810.	14.56	-.6994	72.64	1.316	76920.
#3	13790.	12.27	-1.075	72.30	1.376	76930.
Check ?	Chk Pass	Chk Pass	Chk Pass	Chk Pass	Chk Pass	Chk Pass
High Limit						
Low Limit						

Elem	Cd2265	Co2286	Cr2677	Cu3247	Fe2714	K_7664
Line	226.502 {449}	228.616 {447}	267.716 {126}	324.754 {104}	271.441 {124}	766.490 { 44}
IS Ref	(Y_2243)	(Y_2243)	(Y_3600)	(Y_3600)	(Y_3600)	(Y_3710)
Units	ppb	ppb	ppb	ppb	ppb	ppb
Avg	**.7415**	**12.66**	**47.85**	**78.49**	**61420.**	**1472.**
Stddev	.0296	.18	.64	.71	158.	33.
%RSD	3.989	1.438	1.331	.9093	.2569	2.211
#1	.7613	12.51	47.56	77.80	61250.	1482.
#2	.7075	12.61	47.40	79.22	61570.	1498.
#3	.7556	12.87	48.57	78.45	61440.	1436.
Check ?	Chk Pass	Chk Pass	Chk Pass	Chk Pass	Chk Pass	Chk Pass
High Limit						
Low Limit						

Elem	Mg2790	Mn2576	Na5895	Ni2316	Pb2203	Sb2068
Line	279.079 {121}	257.610 {131}	589.592 { 57}	231.604 {446}	220.353 {453}	206.833 {463}
IS Ref	(Y_3600)	(Y_3600)	(Y_3710)	(Y_2243)	(Y_2243)	(Y_2243)
Units	ppb	ppb	ppb	ppb	ppb	ppb
Avg	**30780.**	**1117.**	**562.6**	**28.76**	**138.2**	**-.3494**
Stddev	154.	3.	24.0	.24	1.2	2.157
%RSD	.5004	.2792	4.268	.8207	.8697	617.5
#1	30610.	1114.	543.7	28.50	137.5	1.208
#2	30810.	1120.	589.6	28.95	139.6	.5556
#3	30910.	1118.	554.4	28.82	137.6	-2.812
Check ?	Chk Pass	Chk Pass	Chk Pass	Chk Pass	Chk Pass	Chk Pass
High Limit						
Low Limit						

Sample Name: 460-127031-a-8-a@4 Acquired: 1/24/2017 14:16:23 Type: Unk
Method: BC011117(v9) Mode: CONC Corr. Factor: 1.000000
User: admin Custom ID1: Custom ID2: Custom ID3:
Comment:

Elem	Se196	Tl1908	V_2924	Zn2062	B_2089	Mo2020
Line	196.090 {472}	190.856 {477}	292.402 {115}	206.200 {463}	208.959 {461}	202.030 {467}
IS Ref	(Y_2243)	(Y_2243)	(Y_3600)	(Y_2243)	(Y_2243)	(Y_2243)
Units	ppb	ppb	ppb	ppb	ppb	ppb
Avg	**2.387**	**-.4778**	**44.93**	**556.3**	**2.462**	**2.302**
Stddev	1.170	1.504	.54	.9	.459	.375
%RSD	49.03	314.8	1.201	.1672	18.63	16.31
#1	1.156	-1.954	44.32	555.6	2.968	1.980
#2	2.520	1.052	45.09	557.3	2.074	2.714
#3	3.485	-.5320	45.36	555.9	2.342	2.212
Check ?	Chk Pass	Chk Pass	Chk Pass	Chk Pass	Chk Pass	Chk Pass
High Limit						
Low Limit						

Elem	Sn1899	Sr4077	Ti3349	Si2881
Line	189.989 {477}	407.771 { 83}	334.941 {101}	288.158 {117}
IS Ref	(Y_2243)	(Y_3710)	(Y_3600)	(Y_2243)
Units	ppb	ppb	ppb	ppb
Avg	**63.84**	**147.2**	**528.4**	**541.9**
Stddev	.80	.0	2.1	16.0
%RSD	1.250	.0324	.3944	2.957
#1	64.23	147.1	526.3	524.8
#2	62.92	147.2	528.5	556.5
#3	64.36	147.2	530.4	544.4
Check ?	Chk Pass	Chk Pass	Chk Pass	Chk Pass
High Limit				
Low Limit				

Int. Std.	Y_2243	Y_3600	Y_3710
Line	224.306 {450}	360.073 { 94}	371.030 { 91}
Units	Cts/S	Cts/S	Cts/S
Avg	**4255.8**	**28229.**	**9188.5**
Stddev	8.4	57.	16.9
%RSD	.19730	.20349	.18430
#1	4246.2	28170.	9169.0
#2	4259.8	28284.	9198.2
#3	4261.4	28233.	9198.5

Sample Name: 460-127031-a-10-a@4 Acquired: 1/24/2017 14:20:09 Type: Unk
Method: BC011117(v9) Mode: CONC Corr. Factor: 1.000000
User: admin Custom ID1: Custom ID2: Custom ID3:
Comment:

Elem	Al3961	As1890	Ag3280	Ba2335	Be3130	Ca3181
Line	396.152 { 85}	189.042 {478}	328.068 {103}	233.527 {445}	313.042 {108}	318.128 {106}
IS Ref	(Y_3710)	(Y_2243)	(Y_3600)	(Y_2243)	(Y_3710)	(Y_3600)
Units	ppb	ppb	ppb	ppb	ppb	ppb
Avg	**21230.**	**14.71**	**-1.694**	**82.13**	**2.171**	F **352700.**
Stddev	53.	2.27	.218	1.12	.023	1273.
%RSD	.2500	15.46	12.88	1.362	1.073	.3608
#1	21270.	13.83	-1.809	81.77	2.185	353400.
#2	21170.	17.30	-1.830	81.25	2.145	353400.
#3	21250.	13.01	-1.442	83.39	2.185	351200.
Check ?	Chk Pass	Chk Pass	Chk Pass	Chk Pass	Chk Pass	Chk Fail
High Limit						250000.
Low Limit						-200.0

Elem	Cd2265	Co2286	Cr2677	Cu3247	Fe2714	K_7664
Line	226.502 {449}	228.616 {447}	267.716 {126}	324.754 {104}	271.441 {124}	766.490 { 44}
IS Ref	(Y_2243)	(Y_2243)	(Y_3600)	(Y_3600)	(Y_3600)	(Y_3710)
Units	ppb	ppb	ppb	ppb	ppb	ppb
Avg	**1.190**	**27.84**	**48.14**	**80.04**	**76890.**	**1706.**
Stddev	.169	.59	.57	.42	258.	70.
%RSD	14.15	2.124	1.188	.5202	.3354	4.123
#1	1.042	27.56	48.01	80.49	77060.	1673.
#2	1.155	27.44	48.77	79.66	77010.	1659.
#3	1.374	28.52	47.65	79.98	76590.	1787.
Check ?	Chk Pass	Chk Pass	Chk Pass	Chk Pass	Chk Pass	Chk Pass
High Limit						
Low Limit						

Elem	Mg2790	Mn2576	Na5895	Ni2316	Pb2203	Sb2068
Line	279.079 {121}	257.610 {131}	589.592 { 57}	231.604 {446}	220.353 {453}	206.833 {463}
IS Ref	(Y_3600)	(Y_3600)	(Y_3710)	(Y_2243)	(Y_2243)	(Y_2243)
Units	ppb	ppb	ppb	ppb	ppb	ppb
Avg	**27550.**	**1326.**	**872.3**	**36.60**	**98.08**	**1.551**
Stddev	75.	4.	17.7	.39	1.49	2.646
%RSD	.2716	.2925	2.029	1.058	1.517	170.6
#1	27600.	1329.	892.7	36.72	96.99	-.8784
#2	27590.	1327.	861.4	36.16	97.48	1.162
#3	27470.	1321.	862.8	36.90	99.78	4.370
Check ?	Chk Pass	Chk Pass	Chk Pass	Chk Pass	Chk Pass	Chk Pass
High Limit						
Low Limit						

Sample Name: 460-127031-a-10-a@4 Acquired: 1/24/2017 14:20:09 Type: Unk
Method: BC011117(v9) Mode: CONC Corr. Factor: 1.000000
User: admin Custom ID1: Custom ID2: Custom ID3:
Comment:

Elem	Se196	Tl1908	V_2924	Zn2062	B_2089	Mo2020
Line	196.090 {472}	190.856 {477}	292.402 {115}	206.200 {463}	208.959 {461}	202.030 {467}
IS Ref	(Y_2243)	(Y_2243)	(Y_3600)	(Y_2243)	(Y_2243)	(Y_2243)
Units	ppb	ppb	ppb	ppb	ppb	ppb
Avg	**-4.706**	**1.105**	**64.27**	**410.7**	**3.115**	**2.136**
Stddev	1.934	5.198	.62	5.3	.157	.430
%RSD	41.09	470.3	.9659	1.295	5.050	20.14
#1	-6.914	-1.133	63.87	405.0	2.955	1.672
#2	-3.894	-2.598	63.96	411.7	3.270	2.214
#3	-3.310	7.047	64.99	415.5	3.121	2.521
Check ?	Chk Pass	Chk Pass	Chk Pass	Chk Pass	Chk Pass	Chk Pass
High Limit						
Low Limit						

Elem	Sn1899	Sr4077	Ti3349	Si2881
Line	189.989 {477}	407.771 { 83}	334.941 {101}	288.158 {117}
IS Ref	(Y_2243)	(Y_3710)	(Y_3600)	(Y_2243)
Units	ppb	ppb	ppb	ppb
Avg	**8.418**	**1536.**	**628.0**	**527.9**
Stddev	1.156	2.	1.4	31.4
%RSD	13.74	.1494	.2165	5.948
#1	7.570	1534.	628.0	537.3
#2	9.735	1536.	629.4	492.9
#3	7.948	1539.	626.6	553.6
Check ?	Chk Pass	Chk Pass	Chk Pass	Chk Pass
High Limit				
Low Limit				

Int. Std.	Y_2243	Y_3600	Y_3710
Line	224.306 {450}	360.073 { 94}	371.030 { 91}
Units	Cts/S	Cts/S	Cts/S
Avg	**4191.5**	**27911.**	**9225.7**
Stddev	12.3	230.	20.9
%RSD	.29278	.82334	.22601
#1	4203.8	27704.	9202.7
#2	4179.2	27871.	9243.4
#3	4191.4	28159.	9231.0

Sample Name: 460-127031-a-13-a@4 Acquired: 1/24/2017 14:23:55 Type: Unk
Method: BC011117(v9) Mode: CONC Corr. Factor: 1.000000
User: admin Custom ID1: Custom ID2: Custom ID3:
Comment:

Elem	Al3961	As1890	Ag3280	Ba2335	Be3130	Ca3181
Line	396.152 { 85}	189.042 {478}	328.068 {103}	233.527 {445}	313.042 {108}	318.128 {106}
IS Ref	(Y_3710)	(Y_2243)	(Y_3600)	(Y_2243)	(Y_3710)	(Y_3600)
Units	ppb	ppb	ppb	ppb	ppb	ppb
Avg	**12170.**	**9.082**	**-.4295**	**56.06**	**1.617**	**59040.**
Stddev	59.	1.623	.5930	.36	.058	142.
%RSD	.4857	17.87	138.1	.6468	3.556	.2405
#1	12110.	7.740	-1.104	55.64	1.560	58880.
#2	12160.	10.89	.0106	56.28	1.675	59080.
#3	12230.	8.620	-.1953	56.25	1.615	59160.
Check ?	Chk Pass	Chk Pass	Chk Pass	Chk Pass	Chk Pass	Chk Pass
High Limit						
Low Limit						

Elem	Cd2265	Co2286	Cr2677	Cu3247	Fe2714	K_7664
Line	226.502 {449}	228.616 {447}	267.716 {126}	324.754 {104}	271.441 {124}	766.490 { 44}
IS Ref	(Y_2243)	(Y_2243)	(Y_3600)	(Y_3600)	(Y_3600)	(Y_3710)
Units	ppb	ppb	ppb	ppb	ppb	ppb
Avg	**.5330**	**13.16**	**29.49**	**42.56**	**49540.**	**1888.**
Stddev	.1170	.08	.44	.37	124.	70.
%RSD	21.95	.5745	1.492	.8767	.2495	3.718
#1	.4072	13.07	28.98	42.14	49510.	1867.
#2	.5533	13.21	29.80	42.68	49430.	1830.
#3	.6385	13.20	29.68	42.86	49680.	1966.
Check ?	Chk Pass	Chk Pass	Chk Pass	Chk Pass	Chk Pass	Chk Pass
High Limit						
Low Limit						

Elem	Mg2790	Mn2576	Na5895	Ni2316	Pb2203	Sb2068
Line	279.079 {121}	257.610 {131}	589.592 { 57}	231.604 {446}	220.353 {453}	206.833 {463}
IS Ref	(Y_3600)	(Y_3600)	(Y_3710)	(Y_2243)	(Y_2243)	(Y_2243)
Units	ppb	ppb	ppb	ppb	ppb	ppb
Avg	**29590.**	**972.6**	**335.3**	**18.35**	**111.3**	**1.008**
Stddev	98.	1.0	29.0	.42	1.3	1.670
%RSD	.3326	.1064	8.662	2.316	1.148	165.6
#1	29520.	971.5	359.0	17.91	109.9	.8031
#2	29550.	972.8	343.8	18.39	112.3	-.5498
#3	29700.	973.6	302.9	18.76	111.9	2.771
Check ?	Chk Pass	Chk Pass	Chk Pass	Chk Pass	Chk Pass	Chk Pass
High Limit						
Low Limit						

Sample Name: 460-127031-a-13-a@4 Acquired: 1/24/2017 14:23:55 Type: Unk
Method: BC011117(v9) Mode: CONC Corr. Factor: 1.000000
User: admin Custom ID1: Custom ID2: Custom ID3:
Comment:

Elem	Se196	Tl1908	V_2924	Zn2062	B_2089	Mo2020
Line	196.090 {472}	190.856 {477}	292.402 {115}	206.200 {463}	208.959 {461}	202.030 {467}
IS Ref	(Y_2243)	(Y_2243)	(Y_3600)	(Y_2243)	(Y_2243)	(Y_2243)
Units	ppb	ppb	ppb	ppb	ppb	ppb
Avg	**-1.685**	**-2.392**	**37.85**	**282.2**	**2.095**	**1.167**
Stddev	2.726	3.012	.68	3.7	.300	.118
%RSD	161.8	125.9	1.801	1.316	14.32	10.14
#1	.8190	-.0290	37.13	277.9	1.973	1.214
#2	-1.286	-1.363	37.95	284.3	1.875	1.256
#3	-4.589	-5.784	38.48	284.4	2.437	1.033
Check ?	Chk Pass	Chk Pass	Chk Pass	Chk Pass	Chk Pass	Chk Pass
High Limit						
Low Limit						

Elem	Sn1899	Sr4077	Ti3349	Si2881
Line	189.989 {477}	407.771 { 83}	334.941 {101}	288.158 {117}
IS Ref	(Y_2243)	(Y_3710)	(Y_3600)	(Y_2243)
Units	ppb	ppb	ppb	ppb
Avg	**9.793**	**97.78**	**807.1**	**471.2**
Stddev	.851	.39	2.4	2.8
%RSD	8.685	.4029	.2942	.5957
#1	10.34	97.51	804.5	468.1
#2	10.23	97.58	809.1	471.9
#3	8.813	98.23	807.8	473.6
Check ?	Chk Pass	Chk Pass	Chk Pass	Chk Pass
High Limit				
Low Limit				

Int. Std.	Y_2243	Y_3600	Y_3710
Line	224.306 {450}	360.073 { 94}	371.030 { 91}
Units	Cts/S	Cts/S	Cts/S
Avg	**4217.9**	**28071.**	**9069.9**
Stddev	31.1	100.	176.2
%RSD	.73703	.35445	1.9426
#1	4201.3	27957.	8868.7
#2	4198.7	28134.	9196.2
#3	4253.8	28123.	9144.9

Sample Name: 460-127036-a-7-a@4 Acquired: 1/24/2017 14:27:41 Type: Unk
Method: BC011117(v9) Mode: CONC Corr. Factor: 1.000000
User: admin Custom ID1: Custom ID2: Custom ID3:
Comment:

Elem	Al3961	As1890	Ag3280	Ba2335	Be3130	Ca3181
Line	396.152 { 85}	189.042 {478}	328.068 {103}	233.527 {445}	313.042 {108}	318.128 {106}
IS Ref	(Y_3710)	(Y_2243)	(Y_3600)	(Y_2243)	(Y_3710)	(Y_3600)
Units	ppb	ppb	ppb	ppb	ppb	ppb
Avg	**27810.**	**22.34**	**-.8276**	**106.3**	**1.279**	**5648.**
Stddev	135.	2.33	.8581	.2	.061	20.
%RSD	.4867	10.45	103.7	.1725	4.806	.3534
#1	27660.	24.64	-.9606	106.4	1.343	5626.
#2	27920.	22.40	-1.611	106.1	1.274	5651.
#3	27850.	19.98	.0893	106.4	1.220	5666.
Check ?	Chk Pass	Chk Pass	Chk Pass	Chk Pass	Chk Pass	Chk Pass
High Limit						
Low Limit						

Elem	Cd2265	Co2286	Cr2677	Cu3247	Fe2714	K_7664
Line	226.502 {449}	228.616 {447}	267.716 {126}	324.754 {104}	271.441 {124}	766.490 { 44}
IS Ref	(Y_2243)	(Y_2243)	(Y_3600)	(Y_3600)	(Y_3600)	(Y_3710)
Units	ppb	ppb	ppb	ppb	ppb	ppb
Avg	**.8426**	**7.844**	**75.88**	**42.66**	**47210.**	**2655.**
Stddev	.1447	.104	.28	.74	169.	44.
%RSD	17.18	1.321	.3625	1.725	.3580	1.659
#1	.7478	7.724	76.19	41.89	47020.	2622.
#2	1.009	7.901	75.66	42.74	47260.	2638.
#3	.7708	7.906	75.78	43.35	47340.	2705.
Check ?	Chk Pass	Chk Pass	Chk Pass	Chk Pass	Chk Pass	Chk Pass
High Limit						
Low Limit						

Elem	Mg2790	Mn2576	Na5895	Ni2316	Pb2203	Sb2068
Line	279.079 {121}	257.610 {131}	589.592 { 57}	231.604 {446}	220.353 {453}	206.833 {463}
IS Ref	(Y_3600)	(Y_3600)	(Y_3710)	(Y_2243)	(Y_2243)	(Y_2243)
Units	ppb	ppb	ppb	ppb	ppb	ppb
Avg	**4357.**	**224.9**	**61.38**	**24.08**	**477.2**	**1.170**
Stddev	49.	2.8	34.44	.28	4.9	1.768
%RSD	1.116	1.247	56.10	1.147	1.020	151.1
#1	4301.	221.7	35.04	24.10	475.7	1.129
#2	4383.	226.3	100.4	23.80	482.7	-.5775
#3	4387.	226.8	48.75	24.35	473.4	2.958
Check ?	Chk Pass	Chk Pass	Chk Pass	Chk Pass	Chk Pass	Chk Pass
High Limit						
Low Limit						

Sample Name: 460-127036-a-7-a@4 Acquired: 1/24/2017 14:27:41 Type: Unk
Method: BC011117(v9) Mode: CONC Corr. Factor: 1.000000
User: admin Custom ID1: Custom ID2: Custom ID3:
Comment:

Elem	Se196	Tl1908	V_2924	Zn2062	B_2089	Mo2020
Line	196.090 {472}	190.856 {477}	292.402 {115}	206.200 {463}	208.959 {461}	202.030 {467}
IS Ref	(Y_2243)	(Y_2243)	(Y_3600)	(Y_2243)	(Y_2243)	(Y_2243)
Units	ppb	ppb	ppb	ppb	ppb	ppb
Avg	**1.116**	**-2.129**	**95.27**	**562.5**	**11.97**	**2.343**
Stddev	1.445	.938	1.42	2.6	.54	.143
%RSD	129.5	44.04	1.489	.4705	4.552	6.106
#1	2.461	-3.156	93.83	563.3	11.38	2.188
#2	1.297	-1.911	96.67	559.5	12.45	2.470
#3	-.4116	-1.320	95.32	564.6	12.09	2.371
Check ?	Chk Pass	Chk Pass	Chk Pass	Chk Pass	Chk Pass	Chk Pass
High Limit						
Low Limit						

Elem	Sn1899	Sr4077	Ti3349	Si2881
Line	189.989 {477}	407.771 { 83}	334.941 {101}	288.158 {117}
IS Ref	(Y_2243)	(Y_3710)	(Y_3600)	(Y_2243)
Units	ppb	ppb	ppb	ppb
Avg	**9.914**	**19.51**	**539.0**	**917.5**
Stddev	.978	.21	.9	36.7
%RSD	9.860	1.054	.1712	4.002
#1	9.856	19.32	538.0	892.5
#2	10.92	19.73	539.4	900.3
#3	8.967	19.48	539.7	959.6
Check ?	Chk Pass	Chk Pass	Chk Pass	Chk Pass
High Limit				
Low Limit				

Int. Std.	Y_2243	Y_3600	Y_3710
Line	224.306 {450}	360.073 { 94}	371.030 { 91}
Units	Cts/S	Cts/S	Cts/S
Avg	**4232.4**	**28128.**	**9124.1**
Stddev	20.7	80.	202.5
%RSD	.48858	.28455	2.2196
#1	4217.8	28042.	8924.3
#2	4256.0	28200.	9118.7
#3	4223.3	28142.	9329.3

Sample Name: pds 460-126952-b-1-a Acquired: 1/24/2017 14:31:25 Type: Unk
Method: BC011117(v9) Mode: CONC Corr. Factor: 1.000000
User: admin Custom ID1: Custom ID2: Custom ID3:
Comment:

Elem	Al3961	As1890	Ag3280	Ba2335	Be3130	Ca3181
Line	396.152 { 85}	189.042 {478}	328.068 {103}	233.527 {445}	313.042 {108}	318.128 {106}
IS Ref	(Y_3710)	(Y_2243)	(Y_3600)	(Y_2243)	(Y_3710)	(Y_3600)
Units	ppb	ppb	ppb	ppb	ppb	ppb
Avg	**2063.**	**2080.**	**53.20**	**2311.**	**48.48**	**99300.**
Stddev	4.	7.	.14	5.	.42	435.
%RSD	.2091	.3313	.2667	.2099	.8588	.4382
#1	2059.	2075.	53.36	2316.	48.88	99410.
#2	2062.	2078.	53.09	2309.	48.49	99680.
#3	2068.	2088.	53.15	2307.	48.05	98830.
Check ?	Chk Pass	Chk Pass	Chk Pass	Chk Pass	Chk Pass	Chk Pass
High Limit						
Low Limit						

Elem	Cd2265	Co2286	Cr2677	Cu3247	Fe2714	K_7664
Line	226.502 {449}	228.616 {447}	267.716 {126}	324.754 {104}	271.441 {124}	766.490 { 44}
IS Ref	(Y_2243)	(Y_2243)	(Y_3600)	(Y_3600)	(Y_3600)	(Y_3710)
Units	ppb	ppb	ppb	ppb	ppb	ppb
Avg	**50.84**	**507.0**	**206.1**	**253.6**	**1098.**	**48440.**
Stddev	.12	1.2	1.3	1.1	14.	122.
%RSD	.2383	.2337	.6441	.4487	1.246	.2521
#1	50.98	508.3	206.5	253.7	1100.	48570.
#2	50.76	506.7	207.2	254.7	1112.	48320.
#3	50.78	506.0	204.6	252.5	1084.	48420.
Check ?	Chk Pass	Chk Pass	Chk Pass	Chk Pass	Chk Pass	Chk Pass
High Limit						
Low Limit						

Elem	Mg2790	Mn2576	Na5895	Ni2316	Pb2203	Sb2068
Line	279.079 {121}	257.610 {131}	589.592 { 57}	231.604 {446}	220.353 {453}	206.833 {463}
IS Ref	(Y_3600)	(Y_3600)	(Y_3710)	(Y_2243)	(Y_2243)	(Y_2243)
Units	ppb	ppb	ppb	ppb	ppb	ppb
Avg	**58490.**	**1141.**	F **286200.**	**519.1**	**508.7**	**502.0**
Stddev	392.	2.	822.	.4	1.2	2.0
%RSD	.6705	.1916	.2873	.0776	.2279	.4037
#1	58710.	1140.	287100.	519.6	508.3	500.6
#2	58710.	1144.	285900.	518.8	510.0	501.1
#3	58040.	1141.	285500.	519.0	507.9	504.3
Check ?	Chk Pass	Chk Pass	Chk Fail	Chk Pass	Chk Pass	Chk Pass
High Limit			250000.			
Low Limit			-5000.			

Sample Name: pds 460-126952-b-1-a Acquired: 1/24/2017 14:31:25 Type: Unk
Method: BC011117(v9) Mode: CONC Corr. Factor: 1.000000
User: admin Custom ID1: Custom ID2: Custom ID3:
Comment:

Elem	Se196	Tl1908	V_2924	Zn2062	B_2089	Mo2020
Line	196.090 {472}	190.856 {477}	292.402 {115}	206.200 {463}	208.959 {461}	202.030 {467}
IS Ref	(Y_2243)	(Y_2243)	(Y_3600)	(Y_2243)	(Y_2243)	(Y_2243)
Units	ppb	ppb	ppb	ppb	ppb	ppb
Avg	**2121.**	**2040.**	**518.7**	**539.6**	**1318.**	**493.7**
Stddev	16.	6.	2.1	4.0	10.	2.0
%RSD	.7736	.2934	.3984	.7331	.7952	.4048
#1	2117.	2043.	517.9	542.6	1312.	493.8
#2	2106.	2033.	521.0	541.0	1312.	491.7
#3	2138.	2043.	517.0	535.1	1330.	495.7
Check ?	Chk Pass	Chk Pass	Chk Pass	Chk Pass	Chk Pass	Chk Pass
High Limit						
Low Limit						

Elem	Sn1899	Sr4077	Ti3349	Si2881
Line	189.989 {477}	407.771 { 83}	334.941 {101}	288.158 {117}
IS Ref	(Y_2243)	(Y_3710)	(Y_3600)	(Y_2243)
Units	ppb	ppb	ppb	ppb
Avg	**513.8**	**1166.**	**498.4**	**7538.**
Stddev	1.5	5.	1.3	59.
%RSD	.2904	.4190	.2637	.7820
#1	515.1	1172.	496.9	7602.
#2	512.1	1163.	499.3	7486.
#3	514.1	1164.	499.1	7526.
Check ?	Chk Pass	Chk Pass	Chk Pass	Chk Pass
High Limit				
Low Limit				

Int. Std.	Y_2243	Y_3600	Y_3710
Line	224.306 {450}	360.073 { 94}	371.030 { 91}
Units	Cts/S	Cts/S	Cts/S
Avg	**4103.3**	**26939.**	**9096.7**
Stddev	15.2	221.	85.1
%RSD	.36925	.81969	.93567
#1	4120.4	27173.	9185.9
#2	4091.6	26734.	9016.4
#3	4098.0	26910.	9087.8

Sample Name: 460-126952-b-1-c ms Acquired: 1/24/2017 14:34:57 Type: Unk
Method: BC011117(v9) Mode: CONC Corr. Factor: 1.000000
User: admin Custom ID1: Custom ID2: Custom ID3:
Comment:

Elem	Al3961	As1890	Ag3280	Ba2335	Be3130	Ca3181
Line	396.152 { 85}	189.042 {478}	328.068 {103}	233.527 {445}	313.042 {108}	318.128 {106}
IS Ref	(Y_3710)	(Y_2243)	(Y_3600)	(Y_2243)	(Y_3710)	(Y_3600)
Units	ppb	ppb	ppb	ppb	ppb	ppb
Avg	**2007.**	**2018.**	**52.23**	**2248.**	**47.45**	**96740.**
Stddev	16.	8.	.25	4.	.24	545.
%RSD	.7794	.3965	.4809	.1987	.5119	.5630
#1	2024.	2011.	52.09	2243.	47.36	96770.
#2	2003.	2027.	52.52	2249.	47.26	96190.
#3	1994.	2017.	52.08	2251.	47.72	97270.
Check ?	Chk Pass	Chk Pass	Chk Pass	Chk Pass	Chk Pass	Chk Pass
High Limit						
Low Limit						

Elem	Cd2265	Co2286	Cr2677	Cu3247	Fe2714	K_7664
Line	226.502 {449}	228.616 {447}	267.716 {126}	324.754 {104}	271.441 {124}	766.490 { 44}
IS Ref	(Y_2243)	(Y_2243)	(Y_3600)	(Y_3600)	(Y_3600)	(Y_3710)
Units	ppb	ppb	ppb	ppb	ppb	ppb
Avg	**49.47**	**493.0**	**201.3**	**246.8**	**1068.**	**47130.**
Stddev	.08	.6	1.8	.7	5.	94.
%RSD	.1704	.1187	.8996	.2808	.4580	.1988
#1	49.44	492.4	200.2	246.0	1063.	47190.
#2	49.57	493.5	200.3	247.4	1070.	47020.
#3	49.41	493.1	203.4	246.9	1072.	47180.
Check ?	Chk Pass	Chk Pass	Chk Pass	Chk Pass	Chk Pass	Chk Pass
High Limit						
Low Limit						

Elem	Mg2790	Mn2576	Na5895	Ni2316	Pb2203	Sb2068
Line	279.079 {121}	257.610 {131}	589.592 { 57}	231.604 {446}	220.353 {453}	206.833 {463}
IS Ref	(Y_3600)	(Y_3600)	(Y_3710)	(Y_2243)	(Y_2243)	(Y_2243)
Units	ppb	ppb	ppb	ppb	ppb	ppb
Avg	**56850.**	**1111.**	F **279000.**	**504.1**	**496.1**	**490.3**
Stddev	437.	3.	619.	.8	1.6	3.6
%RSD	.7695	.3008	.2217	.1577	.3160	.7294
#1	56730.	1111.	279300.	504.7	496.9	494.3
#2	56480.	1108.	278200.	504.4	497.2	487.4
#3	57330.	1114.	279300.	503.2	494.3	489.2
Check ?	Chk Pass	Chk Pass	Chk Fail	Chk Pass	Chk Pass	Chk Pass
High Limit			250000.			
Low Limit			-5000.			

Sample Name: 460-126952-b-1-c ms Acquired: 1/24/2017 14:34:57 Type: Unk
Method: BC011117(v9) Mode: CONC Corr. Factor: 1.000000
User: admin Custom ID1: Custom ID2: Custom ID3:
Comment:

Elem	Se196	Tl1908	V_2924	Zn2062	B_2089	Mo2020
Line	196.090 {472}	190.856 {477}	292.402 {115}	206.200 {463}	208.959 {461}	202.030 {467}
IS Ref	(Y_2243)	(Y_2243)	(Y_3600)	(Y_2243)	(Y_2243)	(Y_2243)
Units	ppb	ppb	ppb	ppb	ppb	ppb
Avg	**2052.**	**1991.**	**505.8**	**527.3**	**1286.**	**481.6**
Stddev	11.	26.	2.1	3.9	20.	5.3
%RSD	.5119	1.328	.4155	.7453	1.574	1.097
#1	2045.	1967.	503.7	530.8	1272.	480.0
#2	2064.	2019.	505.8	523.0	1310.	487.5
#3	2046.	1988.	507.9	528.1	1277.	477.3
Check ?	Chk Pass	Chk Pass	Chk Pass	Chk Pass	Chk Pass	Chk Pass
High Limit						
Low Limit						

Elem	Sn1899	Sr4077	Ti3349	Si2881
Line	189.989 {477}	407.771 { 83}	334.941 {101}	288.158 {117}
IS Ref	(Y_2243)	(Y_3710)	(Y_3600)	(Y_2243)
Units	ppb	ppb	ppb	ppb
Avg	**499.7**	**1137.**	**484.1**	**7392.**
Stddev	4.9	1.	.8	10.
%RSD	.9753	.0781	.1675	.1416
#1	496.3	1137.	483.3	7386.
#2	505.2	1137.	484.1	7387.
#3	497.4	1136.	484.9	7404.
Check ?	Chk Pass	Chk Pass	Chk Pass	Chk Pass
High Limit				
Low Limit				

Int. Std.	Y_2243	Y_3600	Y_3710
Line	224.306 {450}	360.073 { 94}	371.030 { 91}
Units	Cts/S	Cts/S	Cts/S
Avg	**4041.8**	**26514.**	**8965.7**
Stddev	32.3	285.	106.0
%RSD	.79910	1.0735	1.1827
#1	4058.9	26676.	9070.4
#2	4061.9	26680.	8968.3
#3	4004.5	26185.	8858.4

Sample Name: 460-126952-b-1-b du Acquired: 1/24/2017 14:38:30 Type: Unk
Method: BC011117(v9) Mode: CONC Corr. Factor: 1.000000
User: admin Custom ID1: Custom ID2: Custom ID3:
Comment:

Elem	Al3961	As1890	Ag3280	Ba2335	Be3130	Ca3181
Line	396.152 { 85}	189.042 {478}	328.068 {103}	233.527 {445}	313.042 {108}	318.128 {106}
IS Ref	(Y_3710)	(Y_2243)	(Y_3600)	(Y_2243)	(Y_3710)	(Y_3600)
Units	ppb	ppb	ppb	ppb	ppb	ppb
Avg	**34.29**	**5.963**	**.0431**	**295.8**	**.0664**	**82040.**
Stddev	8.49	.688	.2135	1.3	.1139	698.
%RSD	24.76	11.55	495.7	.4475	171.5	.8504
#1	32.27	5.315	.2819	294.4	.1273	81250.
#2	27.00	6.685	-.1289	296.1	-.0650	82340.
#3	43.62	5.888	-.0238	297.0	.1369	82540.
Check ?	Chk Pass	Chk Pass	Chk Pass	Chk Pass	Chk Pass	Chk Pass
High Limit						
Low Limit						

Elem	Cd2265	Co2286	Cr2677	Cu3247	Fe2714	K_7664
Line	226.502 {449}	228.616 {447}	267.716 {126}	324.754 {104}	271.441 {124}	766.490 { 44}
IS Ref	(Y_2243)	(Y_2243)	(Y_3600)	(Y_3600)	(Y_3600)	(Y_3710)
Units	ppb	ppb	ppb	ppb	ppb	ppb
Avg	**.0191**	**2.378**	**.1490**	**3.176**	**42.46**	**28000.**
Stddev	.1407	.089	.5867	.442	3.13	165.
%RSD	737.3	3.729	393.8	13.93	7.362	.5894
#1	.1661	2.327	-.2417	3.278	38.90	27850.
#2	-.1143	2.326	-.1350	3.558	44.74	27980.
#3	.0054	2.480	.8236	2.691	43.75	28180.
Check ?	Chk Pass	Chk Pass	Chk Pass	Chk Pass	Chk Pass	Chk Pass
High Limit						
Low Limit						

Elem	Mg2790	Mn2576	Na5895	Ni2316	Pb2203	Sb2068
Line	279.079 {121}	257.610 {131}	589.592 { 57}	231.604 {446}	220.353 {453}	206.833 {463}
IS Ref	(Y_3600)	(Y_3600)	(Y_3710)	(Y_2243)	(Y_2243)	(Y_2243)
Units	ppb	ppb	ppb	ppb	ppb	ppb
Avg	**39470.**	**648.4**	F **274300.**	**8.031**	**-5.061**	**3.008**
Stddev	373.	3.4	1131.	.174	.922	1.145
%RSD	.9449	.5214	.4122	2.172	18.21	38.07
#1	39060.	644.5	273400.	7.832	-5.274	3.891
#2	39540.	650.5	274000.	8.109	-4.051	1.714
#3	39790.	650.1	275600.	8.153	-5.858	3.417
Check ?	Chk Pass	Chk Pass	Chk Fail	Chk Pass	Chk Pass	Chk Pass
High Limit			250000.			
Low Limit			-5000.			

Sample Name: 460-126952-b-1-b du Acquired: 1/24/2017 14:38:30 Type: Unk
Method: BC011117(v9) Mode: CONC Corr. Factor: 1.000000
User: admin Custom ID1: Custom ID2: Custom ID3:
Comment:

Elem	Se196	Tl1908	V_2924	Zn2062	B_2089	Mo2020
Line	196.090 {472}	190.856 {477}	292.402 {115}	206.200 {463}	208.959 {461}	202.030 {467}
IS Ref	(Y_2243)	(Y_2243)	(Y_3600)	(Y_2243)	(Y_2243)	(Y_2243)
Units	ppb	ppb	ppb	ppb	ppb	ppb
Avg	**-4.404**	**3.026**	**.7201**	**11.24**	**835.1**	**3.905**
Stddev	1.701	2.981	.2421	.14	8.7	.415
%RSD	38.62	98.49	33.62	1.286	1.042	10.62
#1	-3.115	6.463	.9996	11.08	826.5	3.469
#2	-6.331	1.147	.5859	11.28	834.8	4.295
#3	-3.764	1.469	.5749	11.36	843.9	3.952
Check ?	Chk Pass	Chk Pass	Chk Pass	Chk Pass	Chk Pass	Chk Pass
High Limit						
Low Limit						

Elem	Sn1899	Sr4077	Ti3349	Si2881
Line	189.989 {477}	407.771 { 83}	334.941 {101}	288.158 {117}
IS Ref	(Y_2243)	(Y_3710)	(Y_3600)	(Y_2243)
Units	ppb	ppb	ppb	ppb
Avg	**.2091**	**665.7**	**4.666**	**7570.**
Stddev	.5782	2.8	.193	70.
%RSD	276.5	.4131	4.140	.9185
#1	.8169	663.1	4.804	7646.
#2	.1445	665.4	4.445	7509.
#3	-.3341	668.6	4.749	7556.
Check ?	Chk Pass	Chk Pass	Chk Pass	Chk Pass
High Limit				
Low Limit				

Int. Std.	Y_2243	Y_3600	Y_3710
Line	224.306 {450}	360.073 { 94}	371.030 { 91}
Units	Cts/S	Cts/S	Cts/S
Avg	**4014.1**	**26242.**	**8726.0**
Stddev	28.1	394.	169.8
%RSD	.69938	1.5004	1.9462
#1	4042.6	26670.	8921.9
#2	4013.1	26162.	8621.4
#3	3986.5	25894.	8634.7

Sample Name: 460-126952-b-1-a Acquired: 1/24/2017 14:42:17 Type: Unk
Method: BC011117(v9) Mode: CONC Corr. Factor: 1.000000
User: admin Custom ID1: Custom ID2: Custom ID3:
Comment:

Elem	Al3961	As1890	Ag3280	Ba2335	Be3130	Ca3181
Line	396.152 { 85}	189.042 {478}	328.068 {103}	233.527 {445}	313.042 {108}	318.128 {106}
IS Ref	(Y_3710)	(Y_2243)	(Y_3600)	(Y_2243)	(Y_3710)	(Y_3600)
Units	ppb	ppb	ppb	ppb	ppb	ppb
Avg	**30.64**	**2.988**	**-.3279**	**294.3**	**-.0943**	**81860.**
Stddev	27.84	2.114	.8310	.7	.0180	515.
%RSD	90.85	70.74	253.4	.2344	19.12	.6286
#1	56.23	1.337	.3407	294.2	-.1058	82450.
#2	34.69	2.257	-.0662	295.0	-.0735	81500.
#3	1.003	5.370	-1.258	293.7	-.1036	81640.
Check ?	Chk Pass	Chk Pass	Chk Pass	Chk Pass	Chk Pass	Chk Pass
High Limit						
Low Limit						

Elem	Cd2265	Co2286	Cr2677	Cu3247	Fe2714	K_7664
Line	226.502 {449}	228.616 {447}	267.716 {126}	324.754 {104}	271.441 {124}	766.490 { 44}
IS Ref	(Y_2243)	(Y_2243)	(Y_3600)	(Y_3600)	(Y_3600)	(Y_3710)
Units	ppb	ppb	ppb	ppb	ppb	ppb
Avg	**.0687**	**2.144**	**-.0210**	**3.397**	**37.66**	**28010.**
Stddev	.0686	.305	.2013	.335	5.54	81.
%RSD	99.87	14.21	956.2	9.847	14.71	.2888
#1	.1038	1.832	-.1875	3.158	43.56	27920.
#2	.1127	2.158	-.0784	3.253	32.57	28040.
#3	-.0104	2.441	.2027	3.779	36.85	28070.
Check ?	Chk Pass	Chk Pass	Chk Pass	Chk Pass	Chk Pass	Chk Pass
High Limit						
Low Limit						

Elem	Mg2790	Mn2576	Na5895	Ni2316	Pb2203	Sb2068
Line	279.079 {121}	257.610 {131}	589.592 { 57}	231.604 {446}	220.353 {453}	206.833 {463}
IS Ref	(Y_3600)	(Y_3600)	(Y_3710)	(Y_2243)	(Y_2243)	(Y_2243)
Units	ppb	ppb	ppb	ppb	ppb	ppb
Avg	**39400.**	**646.6**	F **274400.**	**7.729**	**-4.279**	**.6138**
Stddev	263.	2.4	601.	.263	.584	2.249
%RSD	.6683	.3772	.2190	3.398	13.66	366.4
#1	39700.	649.4	273800.	7.539	-4.922	-.4765
#2	39220.	645.1	275000.	7.618	-4.136	-.8818
#3	39270.	645.3	274400.	8.028	-3.780	3.200
Check ?	Chk Pass	Chk Pass	Chk Fail	Chk Pass	Chk Pass	Chk Pass
High Limit			250000.			
Low Limit			-5000.			

Sample Name: 460-126952-b-1-a Acquired: 1/24/2017 14:42:17 Type: Unk
Method: BC011117(v9) Mode: CONC Corr. Factor: 1.000000
User: admin Custom ID1: Custom ID2: Custom ID3:
Comment:

Elem	Se196	Tl1908	V_2924	Zn2062	B_2089	Mo2020
Line	196.090 {472}	190.856 {477}	292.402 {115}	206.200 {463}	208.959 {461}	202.030 {467}
IS Ref	(Y_2243)	(Y_2243)	(Y_3600)	(Y_2243)	(Y_2243)	(Y_2243)
Units	ppb	ppb	ppb	ppb	ppb	ppb
Avg	**-5.217**	**2.396**	**.4668**	**11.36**	**839.6**	**3.096**
Stddev	3.341	1.597	.1977	.18	11.8	.299
%RSD	64.05	66.66	42.35	1.562	1.405	9.664
#1	-8.199	.9014	.6697	11.17	826.1	2.758
#2	-5.845	4.079	.2748	11.40	844.4	3.202
#3	-1.606	2.207	.4559	11.52	848.2	3.327
Check ?	Chk Pass	Chk Pass	Chk Pass	Chk Pass	Chk Pass	Chk Pass
High Limit						
Low Limit						

Elem	Sn1899	Sr4077	Ti3349	Si2881
Line	189.989 {477}	407.771 { 83}	334.941 {101}	288.158 {117}
IS Ref	(Y_2243)	(Y_3710)	(Y_3600)	(Y_2243)
Units	ppb	ppb	ppb	ppb
Avg	**-.5875**	**665.2**	**4.337**	**7535.**
Stddev	.4615	2.0	.137	52.
%RSD	78.55	.2941	3.151	.6928
#1	-.9488	663.0	4.471	7476.
#2	-.7461	666.1	4.342	7555.
#3	-.0676	666.6	4.198	7575.
Check ?	Chk Pass	Chk Pass	Chk Pass	Chk Pass
High Limit				
Low Limit				

Int. Std.	Y_2243	Y_3600	Y_3710
Line	224.306 {450}	360.073 { 94}	371.030 { 91}
Units	Cts/S	Cts/S	Cts/S
Avg	**4017.6**	**26228.**	**8658.9**
Stddev	5.2	182.	57.8
%RSD	.12872	.69328	.66785
#1	4012.3	26023.	8596.7
#2	4022.6	26369.	8710.9
#3	4017.8	26293.	8669.1

Sample Name: sd 460-126952-b-1-a Acquired: 1/24/2017 14:46:04 Type: Unk
Method: BC011117(v9) Mode: CONC Corr. Factor: 1.000000
User: admin Custom ID1: Custom ID2: Custom ID3:
Comment:

Elem	Al3961	As1890	Ag3280	Ba2335	Be3130	Ca3181
Line	396.152 { 85}	189.042 {478}	328.068 {103}	233.527 {445}	313.042 {108}	318.128 {106}
IS Ref	(Y_3710)	(Y_2243)	(Y_3600)	(Y_2243)	(Y_3710)	(Y_3600)
Units	ppb	ppb	ppb	ppb	ppb	ppb
Avg	**2.509**	**.2494**	**.2789**	**58.90**	**-.0384**	**16200.**
Stddev	11.61	1.539	.5903	.36	.0643	773.
%RSD	462.6	617.2	211.7	.6107	167.1	4.771
#1	-10.05	-1.493	.4426	58.98	-.0889	15840.
#2	12.85	1.425	.7700	58.50	.0339	17080.
#3	4.726	.8169	-.3760	59.21	-.0603	15660.
Check ?	Chk Pass	Chk Pass	Chk Pass	Chk Pass	Chk Pass	Chk Pass
High Limit						
Low Limit						

Elem	Cd2265	Co2286	Cr2677	Cu3247	Fe2714	K_7664
Line	226.502 {449}	228.616 {447}	267.716 {126}	324.754 {104}	271.441 {124}	766.490 { 44}
IS Ref	(Y_2243)	(Y_2243)	(Y_3600)	(Y_3600)	(Y_3600)	(Y_3710)
Units	ppb	ppb	ppb	ppb	ppb	ppb
Avg	**.0341**	**.6090**	**.0592**	**.2016**	**11.98**	**5192.**
Stddev	.0587	.0873	.6006	.3029	5.67	67.
%RSD	172.3	14.34	1015.	150.2	47.29	1.300
#1	.0891	.7093	.5821	.1886	16.37	5186.
#2	-.0277	.5673	.1922	.5108	13.98	5262.
#3	.0408	.5503	-.5968	-.0945	5.585	5127.
Check ?	Chk Pass	Chk Pass	Chk Pass	Chk Pass	Chk Pass	Chk Pass
High Limit						
Low Limit						

Elem	Mg2790	Mn2576	Na5895	Ni2316	Pb2203	Sb2068
Line	279.079 {121}	257.610 {131}	589.592 { 57}	231.604 {446}	220.353 {453}	206.833 {463}
IS Ref	(Y_3600)	(Y_3600)	(Y_3710)	(Y_2243)	(Y_2243)	(Y_2243)
Units	ppb	ppb	ppb	ppb	ppb	ppb
Avg	**7885.**	**134.7**	**53670.**	**1.880**	**-2.266**	**1.749**
Stddev	340.	5.8	474.	.718	1.144	1.006
%RSD	4.306	4.277	.8838	38.16	50.49	57.51
#1	7666.	131.5	53960.	1.208	-2.520	1.436
#2	8276.	141.4	53920.	1.797	-3.262	2.875
#3	7713.	131.3	53120.	2.636	-1.016	.9370
Check ?	Chk Pass	Chk Pass	Chk Pass	Chk Pass	Chk Pass	Chk Pass
High Limit						
Low Limit						

Sample Name: sd 460-126952-b-1-a Acquired: 1/24/2017 14:46:04 Type: Unk
Method: BC011117(v9) Mode: CONC Corr. Factor: 1.000000
User: admin Custom ID1: Custom ID2: Custom ID3:
Comment:

Elem	Se196	Tl1908	V_2924	Zn2062	B_2089	Mo2020
Line	196.090 {472}	190.856 {477}	292.402 {115}	206.200 {463}	208.959 {461}	202.030 {467}
IS Ref	(Y_2243)	(Y_2243)	(Y_3600)	(Y_2243)	(Y_2243)	(Y_2243)
Units	ppb	ppb	ppb	ppb	ppb	ppb
Avg	**-1.849**	**.3344**	**.3592**	**2.754**	**158.9**	**.4841**
Stddev	1.905	.6495	.2783	.040	1.8	.0411
%RSD	103.0	194.2	77.47	1.433	1.137	8.488
#1	-1.008	.4251	.6515	2.784	158.7	.5095
#2	-.5087	.9337	.0973	2.710	157.2	.4367
#3	-4.030	-.3557	.3289	2.769	160.8	.5061
Check ?	Chk Pass	Chk Pass	Chk Pass	Chk Pass	Chk Pass	Chk Pass
High Limit						
Low Limit						

Elem	Sn1899	Sr4077	Ti3349	Si2881
Line	189.989 {477}	407.771 { 83}	334.941 {101}	288.158 {117}
IS Ref	(Y_2243)	(Y_3710)	(Y_3600)	(Y_2243)
Units	ppb	ppb	ppb	ppb
Avg	**-.5063**	**132.8**	**1.877**	**1444.**
Stddev	.5126	1.0	.252	27.
%RSD	101.3	.7721	13.41	1.866
#1	.0741	133.7	1.626	1472.
#2	-.6956	133.0	2.130	1443.
#3	-.8973	131.7	1.877	1418.
Check ?	Chk Pass	Chk Pass	Chk Pass	Chk Pass
High Limit				
Low Limit				

Int. Std.	Y_2243	Y_3600	Y_3710
Line	224.306 {450}	360.073 { 94}	371.030 { 91}
Units	Cts/S	Cts/S	Cts/S
Avg	**4163.6**	**26927.**	**8908.6**
Stddev	35.8	960.	100.8
%RSD	.86010	3.5639	1.1312
#1	4122.4	27090.	8813.3
#2	4186.6	25896.	8898.5
#3	4182.0	27794.	9014.1

Sample Name: CCV Acquired: 1/24/2017 14:49:56 Type: QC
Method: BC011117(v9) Mode: CONC Corr. Factor: 1.000000
User: admin Custom ID1: Custom ID2: Custom ID3:
Comment:

Elem	Al3961	As1890	Ag3280	Ba2335	Be3130	Ca3181
Line	396.152 { 85}	189.042 {478}	328.068 {103}	233.527 {445}	313.042 {108}	318.128 {106}
IS Ref	(Y_3710)	(Y_2243)	(Y_3600)	(Y_2243)	(Y_3710)	(Y_3600)
Units	ppb	ppb	ppb	ppb	ppb	ppb
Avg	**117300.**	**2353.**	**1213.**	**9461.**	**909.9**	**116600.**
Stddev	482.	8.	12.	53.	2.8	1517.
%RSD	.4104	.3562	1.001	.5633	.3032	1.301
#1	117200.	2343.	1204.	9412.	909.7	115000.
#2	117000.	2358.	1207.	9453.	907.3	116700.
#3	117900.	2357.	1226.	9518.	912.8	118100.
Check ?	Chk Pass	Chk Pass	Chk Pass	Chk Pass	Chk Pass	Chk Pass
Value						
Range						

Elem	Cd2265	Co2286	Cr2677	Cu3247	Fe2714	K_7664
Line	226.502 {449}	228.616 {447}	267.716 {126}	324.754 {104}	271.441 {124}	766.490 { 44}
IS Ref	(Y_2243)	(Y_2243)	(Y_3600)	(Y_3600)	(Y_3600)	(Y_3710)
Units	ppb	ppb	ppb	ppb	ppb	ppb
Avg	**1175.**	**2338.**	**4747.**	**11680.**	**94620.**	**48780.**
Stddev	5.	12.	56.	129.	1096.	200.
%RSD	.4234	.5187	1.181	1.108	1.158	.4105
#1	1170.	2327.	4691.	11610.	93580.	48700.
#2	1175.	2337.	4745.	11600.	94530.	48630.
#3	1180.	2351.	4803.	11830.	95760.	49010.
Check ?	Chk Pass	Chk Pass	Chk Pass	Chk Pass	Chk Pass	Chk Pass
Value						
Range						

Elem	Mg2790	Mn2576	Na5895	Ni2316	Pb2203	Sb2068
Line	279.079 {121}	257.610 {131}	589.592 { 57}	231.604 {446}	220.353 {453}	206.833 {463}
IS Ref	(Y_3600)	(Y_3600)	(Y_3710)	(Y_2243)	(Y_2243)	(Y_2243)
Units	ppb	ppb	ppb	ppb	ppb	ppb
Avg	**116700.**	**4791.**	**122700.**	**2374.**	**7112.**	**933.7**
Stddev	1460.	54.	439.	11.	44.	3.8
%RSD	1.251	1.126	.3578	.4652	.6165	.4115
#1	115100.	4740.	122700.	2367.	7062.	932.8
#2	117100.	4786.	122300.	2368.	7127.	938.0
#3	118000.	4847.	123200.	2387.	7146.	930.5
Check ?	Chk Pass	Chk Pass	Chk Pass	Chk Pass	Chk Pass	Chk Pass
Value						
Range						

Sample Name: CCV Acquired: 1/24/2017 14:49:56 Type: QC
Method: BC011117(v9) Mode: CONC Corr. Factor: 1.000000
User: admin Custom ID1: Custom ID2: Custom ID3:
Comment:

Elem	Se196	Tl1908	V_2924	Zn2062	B_2089	Mo2020
Line	196.090 {472}	190.856 {477}	292.402 {115}	206.200 {463}	208.959 {461}	202.030 {467}
IS Ref	(Y_2243)	(Y_2243)	(Y_3600)	(Y_2243)	(Y_2243)	(Y_2243)
Units	ppb	ppb	ppb	ppb	ppb	ppb
Avg	**2344.**	**2401.**	**2357.**	**2375.**	**938.9**	**2295.**
Stddev	21.	17.	27.	16.	8.0	8.
%RSD	.8964	.7016	1.132	.6591	.8522	.3694
#1	2343.	2391.	2332.	2357.	937.8	2287.
#2	2324.	2391.	2352.	2382.	931.5	2293.
#3	2366.	2420.	2385.	2385.	947.4	2304.
Check ?	Chk Pass	Chk Pass	Chk Pass	Chk Pass	Chk Pass	Chk Pass
Value						
Range						

Elem	Sn1899	Sr4077	Ti3349	Si2881
Line	189.989 {477}	407.771 { 83}	334.941 {101}	288.158 {117}
IS Ref	(Y_2243)	(Y_3710)	(Y_3600)	(Y_2243)
Units	ppb	ppb	ppb	ppb
Avg	**946.1**	**4848.**	**9534.**	**7923.**
Stddev	5.7	20.	100.	111.
%RSD	.6042	.4212	1.044	1.401
#1	941.1	4854.	9456.	8013.
#2	944.8	4826.	9501.	7799.
#3	952.3	4865.	9646.	7957.
Check ?	Chk Pass	Chk Pass	Chk Pass	None
Value				
Range				

Int. Std.	Y_2243	Y_3600	Y_3710
Line	224.306 {450}	360.073 { 94}	371.030 { 91}
Units	Cts/S	Cts/S	Cts/S
Avg	**4053.9**	**26883.**	**8979.2**
Stddev	18.6	285.	137.7
%RSD	.45943	1.0614	1.5332
#1	4074.2	27209.	9126.4
#2	4049.9	26678.	8853.5
#3	4037.6	26761.	8957.8

Sample Name: CCB Acquired: 1/24/2017 14:53:24 Type: QC
Method: BC011117(v9) Mode: CONC Corr. Factor: 1.000000
User: admin Custom ID1: Custom ID2: Custom ID3:
Comment:

Elem	Al3961	As1890	Ag3280	Ba2335	Be3130	Ca3181
Line	396.152 { 85}	189.042 {478}	328.068 {103}	233.527 {445}	313.042 {108}	318.128 {106}
IS Ref	(Y_3710)	(Y_2243)	(Y_3600)	(Y_2243)	(Y_3710)	(Y_3600)
Units	ppb	ppb	ppb	ppb	ppb	ppb
Avg	**1.252**	**-.1190**	**.2656**	**.3021**	**-.0683**	**20.13**
Stddev	7.455	1.183	.3659	.3901	.0917	2.18
%RSD	595.2	994.2	137.7	129.1	134.2	10.81
#1	9.786	-1.230	.3751	.7510	.0229	17.99
#2	-3.995	1.125	.5643	.0457	-.1604	22.34
#3	-2.033	-.2518	-.1425	.1095	-.0675	20.07
Check ?	Chk Pass	Chk Pass	Chk Pass	Chk Pass	Chk Pass	Chk Pass
High Limit						
Low Limit						

Elem	Cd2265	Co2286	Cr2677	Cu3247	Fe2714	K_7664
Line	226.502 {449}	228.616 {447}	267.716 {126}	324.754 {104}	271.441 {124}	766.490 { 44}
IS Ref	(Y_2243)	(Y_2243)	(Y_3600)	(Y_3600)	(Y_3600)	(Y_3710)
Units	ppb	ppb	ppb	ppb	ppb	ppb
Avg	**-.0573**	**-.1013**	**.2288**	**-.0051**	**-6.248**	**-13.99**
Stddev	.0146	.1622	.5523	.3715	2.406	65.06
%RSD	25.48	160.1	241.4	7260.	38.51	465.0
#1	-.0406	-.0910	.8516	-.2810	-5.446	43.07
#2	-.0638	-.2684	.0364	.4173	-8.953	-84.84
#3	-.0676	.0554	-.2015	-.1516	-4.346	-.2043
Check ?	Chk Pass	Chk Pass	Chk Pass	Chk Pass	Chk Pass	Chk Pass
High Limit						
Low Limit						

Elem	Mg2790	Mn2576	Na5895	Ni2316	Pb2203	Sb2068
Line	279.079 {121}	257.610 {131}	589.592 { 57}	231.604 {446}	220.353 {453}	206.833 {463}
IS Ref	(Y_3600)	(Y_3600)	(Y_3710)	(Y_2243)	(Y_2243)	(Y_2243)
Units	ppb	ppb	ppb	ppb	ppb	ppb
Avg	**1.338**	**.2826**	**-3.086**	**.6638**	**-.2154**	**-.8990**
Stddev	1.534	.1284	10.51	.2010	.3759	1.075
%RSD	114.7	45.44	340.5	30.28	174.5	119.5
#1	2.842	.2546	-7.063	.8856	.1129	-.5184
#2	-.2245	.4228	-11.02	.6119	-.6254	-.0666
#3	1.396	.1706	8.830	.4937	-.1337	-2.112
Check ?	Chk Pass	Chk Pass	Chk Pass	Chk Pass	Chk Pass	Chk Pass
High Limit						
Low Limit						

Sample Name: CCB Acquired: 1/24/2017 14:53:24 Type: QC
Method: BC011117(v9) Mode: CONC Corr. Factor: 1.000000
User: admin Custom ID1: Custom ID2: Custom ID3:
Comment:

Elem	Se196	Tl1908	V_2924	Zn2062	B_2089	Mo2020
Line	196.090 {472}	190.856 {477}	292.402 {115}	206.200 {463}	208.959 {461}	202.030 {467}
IS Ref	(Y_2243)	(Y_2243)	(Y_3600)	(Y_2243)	(Y_2243)	(Y_2243)
Units	ppb	ppb	ppb	ppb	ppb	ppb
Avg	.2533	-.5905	.4102	.5365	2.038	2.166
Stddev	1.015	2.509	.1099	.0506	.640	.900
%RSD	400.8	424.8	26.80	9.440	31.41	41.54
#1	-.5570	2.146	.2927	.5908	2.343	1.571
#2	1.393	-1.136	.4272	.4905	2.469	1.727
#3	-.0755	-2.781	.5106	.5283	1.302	3.201
Check ?	Chk Pass	Chk Pass	Chk Pass	Chk Pass	Chk Pass	Chk Pass
High Limit						
Low Limit						

Elem	Sn1899	Sr4077	Ti3349	Si2881
Line	189.989 {477}	407.771 { 83}	334.941 {101}	288.158 {117}
IS Ref	(Y_2243)	(Y_3710)	(Y_3600)	(Y_2243)
Units	ppb	ppb	ppb	ppb
Avg	-.1458	-.0254	.7477	-7.790
Stddev	.2410	.0221	.3584	9.931
%RSD	165.3	87.12	47.93	127.5
#1	.0579	-.0387	.3670	-16.04
#2	-.0835	-.0377	1.078	-10.57
#3	-.4118	.0001	.7978	3.234
Check ?	Chk Pass	Chk Pass	Chk Pass	None
High Limit				
Low Limit				

Int. Std.	Y_2243	Y_3600	Y_3710
Line	224.306 {450}	360.073 { 94}	371.030 { 91}
Units	Cts/S	Cts/S	Cts/S
Avg	4227.5	27816.	8815.7
Stddev	4.2	172.	110.5
%RSD	.09985	.61912	1.2529
#1	4229.9	27618.	8899.8
#2	4229.9	27894.	8690.6
#3	4222.6	27935.	8856.6

Sample Name: CCVL Acquired: 1/24/2017 14:57:17 Type: QC
Method: BC011117(v9) Mode: CONC Corr. Factor: 1.000000
User: admin Custom ID1: Custom ID2: Custom ID3:
Comment:

Elem	Al3961	As1890	Ag3280	Ba2335	Be3130	Ca3181
Line	396.152 { 85}	189.042 {478}	328.068 {103}	233.527 {445}	313.042 {108}	318.128 {106}
IS Ref	(Y_3710)	(Y_2243)	(Y_3600)	(Y_2243)	(Y_3710)	(Y_3600)
Units	ppb	ppb	ppb	ppb	ppb	ppb
Avg	**168.8**	**14.49**	**10.05**	**202.0**	**1.838**	**4890.**
Stddev	4.7	1.18	.61	.2	.048	42.
%RSD	2.812	8.140	6.032	.0822	2.582	.8517
#1	163.5	15.66	9.356	202.0	1.795	4905.
#2	172.7	13.30	10.49	201.8	1.889	4843.
#3	170.2	14.52	10.29	202.2	1.830	4922.
Check ?	Chk Pass	Chk Pass	Chk Pass	Chk Pass	Chk Pass	Chk Pass
Value						
Range						

Elem	Cd2265	Co2286	Cr2677	Cu3247	Fe2714	K_7664
Line	226.502 {449}	228.616 {447}	267.716 {126}	324.754 {104}	271.441 {124}	766.490 { 44}
IS Ref	(Y_2243)	(Y_2243)	(Y_3600)	(Y_3600)	(Y_3600)	(Y_3710)
Units	ppb	ppb	ppb	ppb	ppb	ppb
Avg	**4.017**	**50.57**	**9.900**	**23.42**	**161.1**	**4728.**
Stddev	.076	.54	.630	.66	11.7	79.
%RSD	1.902	1.066	6.360	2.797	7.234	1.662
#1	3.939	49.97	9.173	22.66	164.3	4643.
#2	4.092	50.72	10.29	23.75	148.2	4798.
#3	4.019	51.02	10.24	23.84	170.9	4742.
Check ?	Chk Pass	Chk Pass	Chk Pass	Chk Pass	Chk Pass	Chk Pass
Value						
Range						

Elem	Mg2790	Mn2576	Na5895	Ni2316	Pb2203	Sb2068
Line	279.079 {121}	257.610 {131}	589.592 { 57}	231.604 {446}	220.353 {453}	206.833 {463}
IS Ref	(Y_3600)	(Y_3600)	(Y_3710)	(Y_2243)	(Y_2243)	(Y_2243)
Units	ppb	ppb	ppb	ppb	ppb	ppb
Avg	**4702.**	**15.71**	**4606.**	**41.82**	**9.681**	**19.74**
Stddev	31.	.07	18.	.39	.781	.82
%RSD	.6490	.4482	.3888	.9405	8.063	4.139
#1	4684.	15.63	4599.	41.66	10.53	19.04
#2	4684.	15.75	4593.	41.53	8.991	20.64
#3	4737.	15.75	4627.	42.27	9.524	19.55
Check ?	Chk Pass	Chk Pass	Chk Pass	Chk Pass	Chk Pass	Chk Pass
Value						
Range						

Sample Name: CCVL Acquired: 1/24/2017 14:57:17 Type: QC
Method: BC011117(v9) Mode: CONC Corr. Factor: 1.000000
User: admin Custom ID1: Custom ID2: Custom ID3:
Comment:

Elem	Se196	Tl1908	V_2924	Zn2062	B_2089	Mo2020
Line	196.090 {472}	190.856 {477}	292.402 {115}	206.200 {463}	208.959 {461}	202.030 {467}
IS Ref	(Y_2243)	(Y_2243)	(Y_3600)	(Y_2243)	(Y_2243)	(Y_2243)
Units	ppb	ppb	ppb	ppb	ppb	ppb
Avg	**20.32**	**19.48**	**48.84**	**31.68**	**47.76**	**19.22**
Stddev	3.26	3.76	.03	.34	.31	.65
%RSD	16.04	19.32	.0541	1.063	.6589	3.407
#1	16.68	15.22	48.85	31.30	47.46	18.82
#2	22.98	20.86	48.86	31.94	48.09	18.86
#3	21.29	22.36	48.81	31.81	47.73	19.97
Check ?	Chk Pass	Chk Pass	Chk Pass	Chk Pass	Chk Pass	Chk Pass
Value						
Range						

Elem	Sn1899	Sr4077	Ti3349	Si2881
Line	189.989 {477}	407.771 { 83}	334.941 {101}	288.158 {117}
IS Ref	(Y_2243)	(Y_3710)	(Y_3600)	(Y_2243)
Units	ppb	ppb	ppb	ppb
Avg	**47.84**	**19.94**	**20.20**	F **-18.20**
Stddev	.57	.14	.11	7.42
%RSD	1.187	.7106	.5610	40.75
#1	47.19	19.78	20.20	-26.54
#2	48.22	20.02	20.09	-15.76
#3	48.12	20.02	20.32	-12.32
Check ?	Chk Pass	Chk Pass	Chk Pass	Chk Fail
Value				200.0
Range				-30.50%

Int. Std.	Y_2243	Y_3600	Y_3710
Line	224.306 {450}	360.073 { 94}	371.030 { 91}
Units	Cts/S	Cts/S	Cts/S
Avg	**4216.2**	**28000.**	**8926.6**
Stddev	5.6	362.	109.0
%RSD	.13336	1.2913	1.2205
#1	4212.7	27858.	8839.6
#2	4222.7	28411.	9048.8
#3	4213.2	27732.	8891.3

Sample Name: mb 460-416173/1-a Acquired: 1/24/2017 15:01:07 Type: QC
Method: BC011117(v9) Mode: CONC Corr. Factor: 1.000000
User: admin Custom ID1: Custom ID2: Custom ID3:
Comment:

Elem	Al3961	As1890	Ag3280	Ba2335	Be3130	Ca3181
Line	396.152 { 85}	189.042 {478}	328.068 {103}	233.527 {445}	313.042 {108}	318.128 {106}
IS Ref	(Y_3710)	(Y_2243)	(Y_3600)	(Y_2243)	(Y_3710)	(Y_3600)
Units	ppb	ppb	ppb	ppb	ppb	ppb
Avg	**-18.21**	**.6350**	**-.1081**	**.0850**	**-.0617**	**12.72**
Stddev	4.28	1.111	.4627	.2347	.0856	3.20
%RSD	23.53	175.0	427.9	276.1	138.8	25.16
#1	-22.36	1.648	-.3869	-.0439	-.1305	15.24
#2	-13.80	.8105	.4260	.3560	.0342	9.117
#3	-18.47	-.5533	-.3635	-.0570	-.0888	13.79
Check ?	Chk Pass	Chk Pass	Chk Pass	Chk Pass	Chk Pass	Chk Pass
High Limit						
Low Limit						

Elem	Cd2265	Co2286	Cr2677	Cu3247	Fe2714	K_7664
Line	226.502 {449}	228.616 {447}	267.716 {126}	324.754 {104}	271.441 {124}	766.490 { 44}
IS Ref	(Y_2243)	(Y_2243)	(Y_3600)	(Y_3600)	(Y_3600)	(Y_3710)
Units	ppb	ppb	ppb	ppb	ppb	ppb
Avg	**-.0703**	**-.3088**	**-.4226**	**-.7414**	**-7.283**	**-63.06**
Stddev	.1220	.1358	.1841	.1490	5.222	2.29
%RSD	173.5	43.97	43.56	20.10	71.70	3.633
#1	-.1436	-.3314	-.3480	-.6010	-1.631	-63.60
#2	-.1379	-.4319	-.2875	-.8978	-8.290	-65.03
#3	.0705	-.1631	-.6322	-.7255	-11.93	-60.55
Check ?	Chk Pass	Chk Pass	Chk Pass	Chk Pass	Chk Pass	Chk Pass
High Limit						
Low Limit						

Elem	Mg2790	Mn2576	Na5895	Ni2316	Pb2203	Sb2068
Line	279.079 {121}	257.610 {131}	589.592 { 57}	231.604 {446}	220.353 {453}	206.833 {463}
IS Ref	(Y_3600)	(Y_3600)	(Y_3710)	(Y_2243)	(Y_2243)	(Y_2243)
Units	ppb	ppb	ppb	ppb	ppb	ppb
Avg	**-1.675**	**.0182**	**-31.59**	**-.0557**	**-.6629**	**-.5462**
Stddev	1.500	.0386	20.78	.3782	.6049	2.393
%RSD	89.54	212.4	65.78	678.6	91.25	438.1
#1	.0474	-.0258	-11.58	-.0738	-.9100	2.112
#2	-2.380	.0463	-53.07	.3312	-1.105	-2.530
#3	-2.692	.0339	-30.12	-.4246	.0265	-1.220
Check ?	Chk Pass	Chk Pass	Chk Pass	Chk Pass	Chk Pass	Chk Pass
High Limit						
Low Limit						

Sample Name: mb 460-416173/1-a Acquired: 1/24/2017 15:01:07 Type: QC
Method: BC011117(v9) Mode: CONC Corr. Factor: 1.000000
User: admin Custom ID1: Custom ID2: Custom ID3:
Comment:

Elem	Se196	Tl1908	V_2924	Zn2062	B_2089	Mo2020
Line	196.090 {472}	190.856 {477}	292.402 {115}	206.200 {463}	208.959 {461}	202.030 {467}
IS Ref	(Y_2243)	(Y_2243)	(Y_3600)	(Y_2243)	(Y_2243)	(Y_2243)
Units	ppb	ppb	ppb	ppb	ppb	ppb
Avg	**-.1684**	**-.8861**	**.1011**	**.0861**	**.1764**	**-.1238**
Stddev	2.040	.5391	.3566	.0932	.2988	.2657
%RSD	1211.	60.84	352.7	108.3	169.4	214.7
#1	-2.460	-1.457	.0557	-.0201	-.1578	.1369
#2	.5054	-.8142	-.2306	.1548	.2693	-.3942
#3	1.449	-.3866	.4782	.1235	.4178	-.1141
Check ?	Chk Pass	Chk Pass	Chk Pass	Chk Pass	Chk Pass	Chk Pass
High Limit						
Low Limit						

Elem	Sn1899	Sr4077	Ti3349	Si2881
Line	189.989 {477}	407.771 { 83}	334.941 {101}	288.158 {117}
IS Ref	(Y_2243)	(Y_3710)	(Y_3600)	(Y_2243)
Units	ppb	ppb	ppb	ppb
Avg	**-.3388**	**-.1052**	**-.2496**	**-11.21**
Stddev	.7369	.0601	.1091	17.60
%RSD	217.5	57.16	43.72	156.9
#1	-1.038	-.1301	-.3755	1.983
#2	-.4092	-.0366	-.1922	-31.19
#3	.4308	-.1489	-.1812	-4.433
Check ?	Chk Pass	Chk Pass	Chk Pass	None
High Limit				
Low Limit				

Int. Std.	Y_2243	Y_3600	Y_3710
Line	224.306 {450}	360.073 { 94}	371.030 { 91}
Units	Cts/S	Cts/S	Cts/S
Avg	**4213.9**	**28065.**	**8841.0**
Stddev	17.4	77.	57.6
%RSD	.41180	.27374	.65151
#1	4232.6	28152.	8883.4
#2	4198.3	28006.	8864.3
#3	4210.9	28038.	8775.4

Sample Name: lcs 460-416173/2-a Acquired: 1/24/2017 15:04:59 Type: QC
Method: BC011117(v9) Mode: CONC Corr. Factor: 1.000000
User: admin Custom ID1: Custom ID2: Custom ID3:
Comment:

Elem	Al3961	As1890	Ag3280	Ba2335	Be3130	Ca3181
Line	396.152 { 85}	189.042 {478}	328.068 {103}	233.527 {445}	313.042 {108}	318.128 {106}
IS Ref	(Y_3710)	(Y_2243)	(Y_3600)	(Y_2243)	(Y_3710)	(Y_3600)
Units	ppb	ppb	ppb	ppb	ppb	ppb
Avg	**1881.**	**1858.**	**47.53**	**1940.**	**45.64**	**18610.**
Stddev	32.	6.	.47	3.	.31	48.
%RSD	1.716	.3218	.9886	.1467	.6771	.2558
#1	1917.	1852.	47.24	1937.	45.38	18610.
#2	1873.	1864.	48.07	1943.	45.57	18570.
#3	1854.	1858.	47.28	1939.	45.98	18660.
Check ?	Chk Pass	Chk Pass	Chk Pass	Chk Pass	Chk Pass	Chk Pass
Value						
Range						

Elem	Cd2265	Co2286	Cr2677	Cu3247	Fe2714	K_7664
Line	226.502 {449}	228.616 {447}	267.716 {126}	324.754 {104}	271.441 {124}	766.490 { 44}
IS Ref	(Y_2243)	(Y_2243)	(Y_3600)	(Y_3600)	(Y_3600)	(Y_3710)
Units	ppb	ppb	ppb	ppb	ppb	ppb
Avg	**48.10**	**482.1**	**194.6**	**225.1**	**987.2**	**18680.**
Stddev	.28	.7	1.0	1.9	12.6	26.
%RSD	.5838	.1529	.4897	.8625	1.277	.1400
#1	48.02	481.4	193.9	223.4	996.4	18650.
#2	47.86	482.8	195.7	227.2	992.4	18700.
#3	48.41	481.9	194.3	224.6	972.8	18680.
Check ?	Chk Pass	Chk Pass	Chk Pass	Chk Pass	Chk Pass	Chk Pass
Value						
Range						

Elem	Mg2790	Mn2576	Na5895	Ni2316	Pb2203	Sb2068
Line	279.079 {121}	257.610 {131}	589.592 { 57}	231.604 {446}	220.353 {453}	206.833 {463}
IS Ref	(Y_3600)	(Y_3600)	(Y_3710)	(Y_2243)	(Y_2243)	(Y_2243)
Units	ppb	ppb	ppb	ppb	ppb	ppb
Avg	**18160.**	**487.9**	**18660.**	**495.3**	**497.5**	**463.5**
Stddev	62.	1.1	23.	2.1	1.8	3.5
%RSD	.3399	.2341	.1222	.4307	.3576	.7596
#1	18130.	486.8	18660.	495.5	499.3	461.6
#2	18120.	487.9	18640.	497.3	495.8	467.6
#3	18230.	489.0	18680.	493.1	497.3	461.4
Check ?	Chk Pass	Chk Pass	Chk Pass	Chk Pass	Chk Pass	Chk Pass
Value						
Range						

Sample Name: lcs 460-416173/2-a Acquired: 1/24/2017 15:04:59 Type: QC
Method: BC011117(v9) Mode: CONC Corr. Factor: 1.000000
User: admin Custom ID1: Custom ID2: Custom ID3:
Comment:

Elem	Se196	Tl1908	V_2924	Zn2062	B_2089	Mo2020
Line	196.090 {472}	190.856 {477}	292.402 {115}	206.200 {463}	208.959 {461}	202.030 {467}
IS Ref	(Y_2243)	(Y_2243)	(Y_3600)	(Y_2243)	(Y_2243)	(Y_2243)
Units	ppb	ppb	ppb	ppb	ppb	ppb
Avg	**1851.**	**2014.**	**479.6**	**502.2**	**460.2**	**464.4**
Stddev	16.	11.	3.3	4.8	5.4	3.5
%RSD	.8798	.5282	.6857	.9633	1.175	.7498
#1	1832.	2002.	476.0	507.5	455.2	460.6
#2	1862.	2017.	482.4	498.1	465.9	467.4
#3	1859.	2022.	480.4	500.8	459.6	465.3
Check ?	Chk Pass	Chk Pass	Chk Pass	Chk Pass	Chk Pass	Chk Pass
Value						
Range						

Elem	Sn1899	Sr4077	Ti3349	Si2881
Line	189.989 {477}	407.771 { 83}	334.941 {101}	288.158 {117}
IS Ref	(Y_2243)	(Y_3710)	(Y_3600)	(Y_2243)
Units	ppb	ppb	ppb	ppb
Avg	**493.2**	**479.0**	**464.5**	**14.05**
Stddev	3.7	1.5	2.0	5.22
%RSD	.7601	.3198	.4303	37.18
#1	488.9	477.6	464.5	12.02
#2	495.0	478.8	462.5	10.14
#3	495.6	480.6	466.5	19.98
Check ?	Chk Pass	Chk Pass	Chk Pass	None
Value				
Range				

Int. Std.	Y_2243	Y_3600	Y_3710
Line	224.306 {450}	360.073 { 94}	371.030 { 91}
Units	Cts/S	Cts/S	Cts/S
Avg	**4232.7**	**28167.**	**8995.4**
Stddev	17.4	80.	87.4
%RSD	.41205	.28360	.97129
#1	4212.8	28130.	8963.8
#2	4245.0	28259.	8928.2
#3	4240.3	28113.	9094.1

Sample Name: mb 460-415851/1-a@2 Acquired: 1/24/2017 15:08:32 Type: QC
Method: BC011117(v9) Mode: CONC Corr. Factor: 1.000000
User: admin Custom ID1: Custom ID2: Custom ID3:
Comment:

Elem	Al3961	As1890	Ag3280	Ba2335	Be3130	Ca3181
Line	396.152 { 85}	189.042 {478}	328.068 {103}	233.527 {445}	313.042 {108}	318.128 {106}
IS Ref	(Y_3710)	(Y_2243)	(Y_3600)	(Y_2243)	(Y_3710)	(Y_3600)
Units	ppb	ppb	ppb	ppb	ppb	ppb
Avg	**5.184**	**1.255**	**.3617**	**.0265**	**-.0158**	**15.26**
Stddev	8.094	1.066	.3247	.1108	.0798	3.36
%RSD	156.1	84.96	89.78	417.9	505.0	22.00
#1	6.642	.8081	.7366	.1216	-.0561	12.23
#2	12.45	2.471	.1769	.0530	-.0674	14.67
#3	-3.540	.4845	.1716	-.0951	.0761	18.87
Check ?	Chk Pass	Chk Pass	Chk Pass	Chk Pass	Chk Pass	Chk Pass
High Limit						
Low Limit						

Elem	Cd2265	Co2286	Cr2677	Cu3247	Fe2714	K_7664
Line	226.502 {449}	228.616 {447}	267.716 {126}	324.754 {104}	271.441 {124}	766.490 { 44}
IS Ref	(Y_2243)	(Y_2243)	(Y_3600)	(Y_3600)	(Y_3600)	(Y_3710)
Units	ppb	ppb	ppb	ppb	ppb	ppb
Avg	**-.0235**	**.0547**	**-.2123**	**-.7387**	**-10.06**	**12.84**
Stddev	.0740	.2211	.4699	.2900	5.15	43.03
%RSD	315.1	404.5	221.3	39.26	51.19	335.1
#1	.0048	.3019	-.7333	-.5901	-13.47	45.00
#2	.0322	-.0139	-.0833	-1.073	-12.56	-36.04
#3	-.1075	-.1241	.1796	-.5530	-4.135	29.56
Check ?	Chk Pass	Chk Pass	Chk Pass	Chk Pass	Chk Pass	Chk Pass
High Limit						
Low Limit						

Elem	Mg2790	Mn2576	Na5895	Ni2316	Pb2203	Sb2068
Line	279.079 {121}	257.610 {131}	589.592 { 57}	231.604 {446}	220.353 {453}	206.833 {463}
IS Ref	(Y_3600)	(Y_3600)	(Y_3710)	(Y_2243)	(Y_2243)	(Y_2243)
Units	ppb	ppb	ppb	ppb	ppb	ppb
Avg	**.1067**	**.0611**	**-15.58**	**.5284**	**-1.002**	**.1260**
Stddev	3.177	.0489	19.85	.4876	.863	1.976
%RSD	2977.	79.93	127.4	92.27	86.12	1569.
#1	-3.175	.0801	3.109	-.0254	-.0814	-.7612
#2	.3274	.0056	-36.41	.7175	-1.793	2.390
#3	3.167	.0977	-13.44	.8931	-1.133	-1.251
Check ?	Chk Pass	Chk Pass	Chk Pass	Chk Pass	Chk Pass	Chk Pass
High Limit						
Low Limit						

Sample Name: mb 460-415851/1-a@2 Acquired: 1/24/2017 15:08:32 Type: QC
Method: BC011117(v9) Mode: CONC Corr. Factor: 1.000000
User: admin Custom ID1: Custom ID2: Custom ID3:
Comment:

Elem	Se196	Tl1908	V_2924	Zn2062	B_2089	Mo2020
Line	196.090 {472}	190.856 {477}	292.402 {115}	206.200 {463}	208.959 {461}	202.030 {467}
IS Ref	(Y_2243)	(Y_2243)	(Y_3600)	(Y_2243)	(Y_2243)	(Y_2243)
Units	ppb	ppb	ppb	ppb	ppb	ppb
Avg	**-1.155**	**-.4757**	**.0344**	**.0011**	**.3713**	**.6830**
Stddev	.169	2.091	.2692	.1844	.3480	.5445
%RSD	14.59	439.5	781.8	16140.	93.72	79.73
#1	-1.119	-.5754	.3294	-.1730	.5261	.2300
#2	-1.007	1.663	-.1979	-.0179	-.0272	1.287
#3	-1.338	-2.515	-.0283	.1943	.6151	.5318
Check ?	Chk Pass	Chk Pass	Chk Pass	Chk Pass	Chk Pass	Chk Pass
High Limit						
Low Limit						

Elem	Sn1899	Sr4077	Ti3349	Si2881
Line	189.989 {477}	407.771 { 83}	334.941 {101}	288.158 {117}
IS Ref	(Y_2243)	(Y_3710)	(Y_3600)	(Y_2243)
Units	ppb	ppb	ppb	ppb
Avg	**.0716**	**-.1303**	**-.1576**	**-17.44**
Stddev	.0461	.1185	.3561	6.82
%RSD	64.36	90.93	225.9	39.13
#1	.0885	-.2238	-.0469	-24.95
#2	.1069	-.1702	.1299	-11.62
#3	.0195	.0030	-.5559	-15.74
Check ?	Chk Pass	Chk Pass	Chk Pass	None
High Limit				
Low Limit				

Int. Std.	Y_2243	Y_3600	Y_3710
Line	224.306 {450}	360.073 { 94}	371.030 { 91}
Units	Cts/S	Cts/S	Cts/S
Avg	**4269.7**	**28248.**	**8906.3**
Stddev	16.9	244.	40.3
%RSD	.39687	.86436	.45282
#1	4288.5	28266.	8912.0
#2	4264.9	28483.	8943.5
#3	4255.6	27995.	8863.5

Sample Name: lcssrm 460-415851/2- Acquired: 1/24/2017 15:12:25 Type: QC
Method: BC011117(v9) Mode: CONC Corr. Factor: 1.000000
User: admin Custom ID1: Custom ID2: Custom ID3:
Comment:

Elem	Al3961	As1890	Ag3280	Ba2335	Be3130	Ca3181
Line	396.152 { 85}	189.042 {478}	328.068 {103}	233.527 {445}	313.042 {108}	318.128 {106}
IS Ref	(Y_3710)	(Y_2243)	(Y_3600)	(Y_2243)	(Y_3710)	(Y_3600)
Units	ppb	ppb	ppb	ppb	ppb	ppb
Avg	**36600.**	**276.4**	**269.8**	**579.7**	**313.5**	**30490.**
Stddev	187.	1.7	2.2	3.5	2.3	109.
%RSD	.5119	.6075	.8153	.6061	.7324	.3576
#1	36390.	275.5	269.4	575.7	311.2	30370.
#2	36640.	275.4	267.8	581.3	313.4	30510.
#3	36760.	278.3	272.2	582.2	315.8	30590.
Check ?	Chk Pass	Chk Pass	Chk Pass	Chk Pass	Chk Pass	Chk Pass
High Limit						
Low Limit						

Elem	Cd2265	Co2286	Cr2677	Cu3247	Fe2714	K_7664
Line	226.502 {449}	228.616 {447}	267.716 {126}	324.754 {104}	271.441 {124}	766.490 { 44}
IS Ref	(Y_2243)	(Y_2243)	(Y_3600)	(Y_3600)	(Y_3600)	(Y_3710)
Units	ppb	ppb	ppb	ppb	ppb	ppb
Avg	**385.5**	**302.5**	**318.0**	**271.9**	**67090.**	**11470.**
Stddev	.4	.0	.9	.2	94.	80.
%RSD	.1018	.0156	.2982	.0710	.1399	.6986
#1	385.1	302.5	317.0	272.0	67000.	11400.
#2	385.6	302.4	318.9	272.0	67080.	11450.
#3	385.9	302.5	318.0	271.7	67180.	11560.
Check ?	Chk Pass	Chk Pass	Chk Pass	Chk Pass	Chk Pass	Chk Pass
High Limit						
Low Limit						

Elem	Mg2790	Mn2576	Na5895	Ni2316	Pb2203	Sb2068
Line	279.079 {121}	257.610 {131}	589.592 { 57}	231.604 {446}	220.353 {453}	206.833 {463}
IS Ref	(Y_3600)	(Y_3600)	(Y_3710)	(Y_2243)	(Y_2243)	(Y_2243)
Units	ppb	ppb	ppb	ppb	ppb	ppb
Avg	**11950.**	**1374.**	**4184.**	**322.4**	**470.3**	**218.1**
Stddev	48.	3.	34.	.6	1.6	.7
%RSD	.4001	.2296	.8214	.1985	.3344	.3418
#1	11910.	1371.	4145.	321.9	471.7	219.0
#2	11940.	1374.	4198.	323.1	470.6	217.7
#3	12010.	1377.	4208.	322.1	468.6	217.6
Check ?	Chk Pass	Chk Pass	Chk Pass	Chk Pass	Chk Pass	Chk Pass
High Limit						
Low Limit						

Sample Name: lcssrm 460-415851/2- Acquired: 1/24/2017 15:12:25 Type: QC
Method: BC011117(v9) Mode: CONC Corr. Factor: 1.000000
User: admin Custom ID1: Custom ID2: Custom ID3:
Comment:

Elem	Se196	Tl1908	V_2924	Zn2062	B_2089	Mo2020
Line	196.090 {472}	190.856 {477}	292.402 {115}	206.200 {463}	208.959 {461}	202.030 {467}
IS Ref	(Y_2243)	(Y_2243)	(Y_3600)	(Y_2243)	(Y_2243)	(Y_2243)
Units	ppb	ppb	ppb	ppb	ppb	ppb
Avg	**382.3**	**951.8**	**265.7**	**999.6**	**385.8**	**275.5**
Stddev	5.8	11.3	1.2	4.3	4.7	2.2
%RSD	1.508	1.184	.4386	.4336	1.224	.8143
#1	376.0	939.7	264.8	994.7	380.6	272.9
#2	383.4	962.0	265.2	1003.	387.0	276.7
#3	387.4	953.6	267.0	1001.	389.8	276.9
Check ?	Chk Pass	Chk Pass	Chk Pass	Chk Pass	Chk Pass	Chk Pass
High Limit						
Low Limit						

Elem	Sn1899	Sr4077	Ti3349	Si2881
Line	189.989 {477}	407.771 { 83}	334.941 {101}	288.158 {117}
IS Ref	(Y_2243)	(Y_3710)	(Y_3600)	(Y_2243)
Units	ppb	ppb	ppb	ppb
Avg	**791.5**	**453.7**	**1591.**	**903.1**
Stddev	7.3	3.8	2.	21.3
%RSD	.9247	.8301	.1250	2.352
#1	783.2	450.2	1590.	878.8
#2	794.1	453.1	1590.	917.9
#3	797.1	457.7	1593.	912.7
Check ?	Chk Pass	Chk Pass	Chk Pass	None
High Limit				
Low Limit				

Int. Std.	Y_2243	Y_3600	Y_3710
Line	224.306 {450}	360.073 { 94}	371.030 { 91}
Units	Cts/S	Cts/S	Cts/S
Avg	**4325.3**	**28993.**	**9285.2**
Stddev	5.3	84.	69.0
%RSD	.12256	.28894	.74289
#1	4329.8	28937.	9205.6
#2	4319.5	29089.	9325.1
#3	4326.7	28952.	9325.0

Sample Name: pds 460-126935-a-23- Acquired: 1/24/2017 15:15:59 Type: Unk
Method: BC011117(v9) Mode: CONC Corr. Factor: 1.000000
User: admin Custom ID1: Custom ID2: Custom ID3:
Comment:

Elem	Al3961	As1890	Ag3280	Ba2335	Be3130	Ca3181
Line	396.152 { 85}	189.042 {478}	328.068 {103}	233.527 {445}	313.042 {108}	318.128 {106}
IS Ref	(Y_3710)	(Y_2243)	(Y_3600)	(Y_2243)	(Y_3710)	(Y_3600)
Units	ppb	ppb	ppb	ppb	ppb	ppb
Avg	**31470.**	**1751.**	**46.33**	**2060.**	**46.11**	**30590.**
Stddev	37.	4.	.43	6.	.47	118.
%RSD	.1185	.2357	.9376	.2870	1.026	.3864
#1	31430.	1754.	46.81	2053.	45.68	30600.
#2	31510.	1754.	46.20	2061.	46.62	30460.
#3	31470.	1747.	45.97	2065.	46.03	30700.
Check ?	Chk Pass	Chk Pass	Chk Pass	Chk Pass	Chk Pass	Chk Pass
High Limit						
Low Limit						

Elem	Cd2265	Co2286	Cr2677	Cu3247	Fe2714	K_7664
Line	226.502 {449}	228.616 {447}	267.716 {126}	324.754 {104}	271.441 {124}	766.490 { 44}
IS Ref	(Y_2243)	(Y_2243)	(Y_3600)	(Y_3600)	(Y_3600)	(Y_3710)
Units	ppb	ppb	ppb	ppb	ppb	ppb
Avg	**44.99**	**480.0**	**1416.**	**277.3**	**112100.**	**29000.**
Stddev	.12	.9	4.	1.3	415.	151.
%RSD	.2648	.1960	.2834	.4668	.3705	.5195
#1	44.89	479.1	1417.	275.9	112100.	28830.
#2	44.95	481.0	1412.	277.5	111600.	29090.
#3	45.12	480.0	1420.	278.4	112500.	29080.
Check ?	Chk Pass	Chk Pass	Chk Pass	Chk Pass	Chk Pass	Chk Pass
High Limit						
Low Limit						

Elem	Mg2790	Mn2576	Na5895	Ni2316	Pb2203	Sb2068
Line	279.079 {121}	257.610 {131}	589.592 { 57}	231.604 {446}	220.353 {453}	206.833 {463}
IS Ref	(Y_3600)	(Y_3600)	(Y_3710)	(Y_2243)	(Y_2243)	(Y_2243)
Units	ppb	ppb	ppb	ppb	ppb	ppb
Avg	**22130.**	**944.0**	**18760.**	**610.4**	**477.7**	**422.5**
Stddev	155.	2.7	148.	1.0	2.6	3.1
%RSD	.7008	.2894	.7908	.1711	.5344	.7336
#1	22150.	943.6	18590.	609.3	478.1	425.8
#2	21970.	941.6	18830.	610.7	474.9	421.9
#3	22270.	947.0	18860.	611.3	479.9	419.7
Check ?	Chk Pass	Chk Pass	Chk Pass	Chk Pass	Chk Pass	Chk Pass
High Limit						
Low Limit						

Sample Name: pds 460-126935-a-23- Acquired: 1/24/2017 15:15:59 Type: Unk
Method: BC011117(v9) Mode: CONC Corr. Factor: 1.000000
User: admin Custom ID1: Custom ID2: Custom ID3:
Comment:

Elem	Se196	Tl1908	V_2924	Zn2062	B_2089	Mo2020
Line	196.090 {472}	190.856 {477}	292.402 {115}	206.200 {463}	208.959 {461}	202.030 {467}
IS Ref	(Y_2243)	(Y_2243)	(Y_3600)	(Y_2243)	(Y_2243)	(Y_2243)
Units	ppb	ppb	ppb	ppb	ppb	ppb
Avg	**1707.**	**1835.**	**520.5**	**550.6**	**438.4**	**471.6**
Stddev	5.	8.	.8	.3	3.5	1.9
%RSD	.2930	.4560	.1574	.0532	.8033	.3997
#1	1711.	1838.	519.9	550.2	439.3	472.8
#2	1702.	1825.	520.1	550.7	434.5	469.5
#3	1709.	1841.	521.4	550.8	441.3	472.7
Check ?	Chk Pass	Chk Pass	Chk Pass	Chk Pass	Chk Pass	Chk Pass
High Limit						
Low Limit						

Elem	Sn1899	Sr4077	Ti3349	Si2881
Line	189.989 {477}	407.771 { 83}	334.941 {101}	288.158 {117}
IS Ref	(Y_2243)	(Y_3710)	(Y_3600)	(Y_2243)
Units	ppb	ppb	ppb	ppb
Avg	**463.1**	**515.5**	**1667.**	**720.2**
Stddev	1.4	1.5	4.	15.3
%RSD	.3118	.2920	.2340	2.129
#1	461.8	513.9	1663.	711.1
#2	462.9	516.9	1667.	711.5
#3	464.7	515.8	1671.	737.9
Check ?	Chk Pass	Chk Pass	Chk Pass	Chk Pass
High Limit				
Low Limit				

Int. Std.	Y_2243	Y_3600	Y_3710
Line	224.306 {450}	360.073 { 94}	371.030 { 91}
Units	Cts/S	Cts/S	Cts/S
Avg	**4447.3**	**29556.**	**9582.3**
Stddev	4.9	331.	31.2
%RSD	.10946	1.1215	.32561
#1	4443.0	29204.	9579.7
#2	4452.6	29862.	9552.5
#3	4446.3	29604.	9614.7

Sample Name: 460-126935-a-23-g ms Acquired: 1/24/2017 15:19:31 Type: Unk
Method: BC011117(v9) Mode: CONC Corr. Factor: 1.000000
User: admin Custom ID1: Custom ID2: Custom ID3:
Comment:

Elem	Al3961	As1890	Ag3280	Ba2335	Be3130	Ca3181
Line	396.152 { 85}	189.042 {478}	328.068 {103}	233.527 {445}	313.042 {108}	318.128 {106}
IS Ref	(Y_3710)	(Y_2243)	(Y_3600)	(Y_2243)	(Y_3710)	(Y_3600)
Units	ppb	ppb	ppb	ppb	ppb	ppb
Avg	**33720.**	**870.7**	**22.91**	**1152.**	**24.55**	**22280.**
Stddev	68.	2.6	.60	2.	.14	19.
%RSD	.2017	.3015	2.619	.1661	.5538	.0861
#1	33780.	872.5	22.44	1153.	24.70	22260.
#2	33730.	871.9	22.71	1154.	24.45	22270.
#3	33650.	867.7	23.59	1150.	24.49	22300.
Check ?	Chk Pass	Chk Pass	Chk Pass	Chk Pass	Chk Pass	Chk Pass
High Limit						
Low Limit						

Elem	Cd2265	Co2286	Cr2677	Cu3247	Fe2714	K_7664
Line	226.502 {449}	228.616 {447}	267.716 {126}	324.754 {104}	271.441 {124}	766.490 { 44}
IS Ref	(Y_2243)	(Y_2243)	(Y_3600)	(Y_3600)	(Y_3600)	(Y_3710)
Units	ppb	ppb	ppb	ppb	ppb	ppb
Avg	**22.96**	**256.7**	**1372.**	**170.7**	**110900.**	**20740.**
Stddev	.08	.6	.	.4	278.	62.
%RSD	.3615	.2439	.0290	.2460	.2508	.2996
#1	22.94	256.0	1372.	171.0	110800.	20750.
#2	22.88	257.2	1372.	170.8	110700.	20790.
#3	23.05	256.9	1371.	170.2	111200.	20670.
Check ?	Chk Pass	Chk Pass	Chk Pass	Chk Pass	Chk Pass	Chk Pass
High Limit						
Low Limit						

Elem	Mg2790	Mn2576	Na5895	Ni2316	Pb2203	Sb2068
Line	279.079 {121}	257.610 {131}	589.592 { 57}	231.604 {446}	220.353 {453}	206.833 {463}
IS Ref	(Y_3600)	(Y_3600)	(Y_3710)	(Y_2243)	(Y_2243)	(Y_2243)
Units	ppb	ppb	ppb	ppb	ppb	ppb
Avg	**14060.**	**743.0**	**9549.**	**382.9**	**253.9**	**161.6**
Stddev	8.	.7	41.	2.2	1.7	2.3
%RSD	.0602	.0876	.4253	.5760	.6847	1.415
#1	14070.	742.6	9595.	380.5	255.5	159.1
#2	14060.	742.6	9524.	384.8	252.0	162.1
#3	14070.	743.7	9526.	383.4	254.1	163.6
Check ?	Chk Pass	Chk Pass	Chk Pass	Chk Pass	Chk Pass	Chk Pass
High Limit						
Low Limit						

Sample Name: 460-126935-a-23-g ms Acquired: 1/24/2017 15:19:31 Type: Unk
Method: BC011117(v9) Mode: CONC Corr. Factor: 1.000000
User: admin Custom ID1: Custom ID2: Custom ID3:
Comment:

Elem	Se196	Tl1908	V_2924	Zn2062	B_2089	Mo2020
Line	196.090 {472}	190.856 {477}	292.402 {115}	206.200 {463}	208.959 {461}	202.030 {467}
IS Ref	(Y_2243)	(Y_2243)	(Y_3600)	(Y_2243)	(Y_2243)	(Y_2243)
Units	ppb	ppb	ppb	ppb	ppb	ppb
Avg	**844.6**	**913.7**	**292.5**	**336.0**	**217.4**	**250.9**
Stddev	2.6	8.0	.8	5.2	2.0	3.2
%RSD	.3132	.8758	.2625	1.552	.9277	1.258
#1	842.1	906.9	291.8	332.6	215.8	249.2
#2	844.4	911.6	292.4	333.4	216.7	249.0
#3	847.3	922.5	293.3	342.0	219.7	254.6
Check ?	Chk Pass	Chk Pass	Chk Pass	Chk Pass	Chk Pass	Chk Pass
High Limit						
Low Limit						

Elem	Sn1899	Sr4077	Ti3349	Si2881
Line	189.989 {477}	407.771 { 83}	334.941 {101}	288.158 {117}
IS Ref	(Y_2243)	(Y_3710)	(Y_3600)	(Y_2243)
Units	ppb	ppb	ppb	ppb
Avg	**233.2**	**282.4**	**1561.**	**1189.**
Stddev	2.6	1.5	3.	3.
%RSD	1.127	.5269	.2163	.2873
#1	232.3	284.1	1562.	1190.
#2	231.2	281.3	1557.	1193.
#3	236.2	282.0	1563.	1186.
Check ?	Chk Pass	Chk Pass	Chk Pass	Chk Pass
High Limit				
Low Limit				

Int. Std.	Y_2243	Y_3600	Y_3710
Line	224.306 {450}	360.073 { 94}	371.030 { 91}
Units	Cts/S	Cts/S	Cts/S
Avg	**4515.2**	**30299.**	**9734.0**
Stddev	14.7	99.	30.1
%RSD	.32659	.32722	.30954
#1	4520.1	30185.	9751.8
#2	4526.9	30360.	9751.0
#3	4498.6	30353.	9699.2

Sample Name: 460-126935-a-23-f du Acquired: 1/24/2017 15:23:10 Type: Unk
Method: BC011117(v9) Mode: CONC Corr. Factor: 1.000000
User: admin Custom ID1: Custom ID2: Custom ID3:
Comment:

Elem	Al3961	As1890	Ag3280	Ba2335	Be3130	Ca3181
Line	396.152 { 85}	189.042 {478}	328.068 {103}	233.527 {445}	313.042 {108}	318.128 {106}
IS Ref	(Y_3710)	(Y_2243)	(Y_3600)	(Y_2243)	(Y_3710)	(Y_3600)
Units	ppb	ppb	ppb	ppb	ppb	ppb
Avg	**30730.**	**13.29**	**.6394**	**232.4**	**2.827**	**13580.**
Stddev	37.	.30	.5359	.5	.071	33.
%RSD	.1220	2.277	83.81	.2192	2.518	.2433
#1	30690.	13.35	.2320	231.9	2.824	13610.
#2	30760.	12.97	.4397	232.9	2.757	13590.
#3	30730.	13.57	1.246	232.3	2.899	13540.
Check ?	Chk Pass	Chk Pass	Chk Pass	Chk Pass	Chk Pass	Chk Pass
High Limit						
Low Limit						

Elem	Cd2265	Co2286	Cr2677	Cu3247	Fe2714	K_7664
Line	226.502 {449}	228.616 {447}	267.716 {126}	324.754 {104}	271.441 {124}	766.490 { 44}
IS Ref	(Y_2243)	(Y_2243)	(Y_3600)	(Y_3600)	(Y_3600)	(Y_3710)
Units	ppb	ppb	ppb	ppb	ppb	ppb
Avg	**.5019**	**29.92**	**1175.**	**63.80**	**113300.**	**11350.**
Stddev	.0382	.27	2.	.05	190.	17.
%RSD	7.602	.8965	.1569	.0747	.1679	.1497
#1	.5459	29.91	1176.	63.76	113400.	11340.
#2	.4802	30.20	1176.	63.78	113400.	11370.
#3	.4794	29.66	1173.	63.85	113100.	11330.
Check ?	Chk Pass	Chk Pass	Chk Pass	Chk Pass	Chk Pass	Chk Pass
High Limit						
Low Limit						

Elem	Mg2790	Mn2576	Na5895	Ni2316	Pb2203	Sb2068
Line	279.079 {121}	257.610 {131}	589.592 { 57}	231.604 {446}	220.353 {453}	206.833 {463}
IS Ref	(Y_3600)	(Y_3600)	(Y_3710)	(Y_2243)	(Y_2243)	(Y_2243)
Units	ppb	ppb	ppb	ppb	ppb	ppb
Avg	**6828.**	**556.1**	**689.7**	**152.1**	**20.78**	**-4.135**
Stddev	12.	.3	6.4	1.6	.48	.734
%RSD	.1695	.0543	.9307	1.032	2.307	17.76
#1	6827.	556.1	696.2	150.4	21.33	-4.480
#2	6840.	556.4	683.4	152.8	20.49	-4.633
#3	6817.	555.8	689.4	153.3	20.51	-3.292
Check ?	Chk Pass	Chk Pass	Chk Pass	Chk Pass	Chk Pass	Chk Pass
High Limit						
Low Limit						

Sample Name: 460-126935-a-23-f du Acquired: 1/24/2017 15:23:10 Type: Unk
Method: BC011117(v9) Mode: CONC Corr. Factor: 1.000000
User: admin Custom ID1: Custom ID2: Custom ID3:
Comment:

Elem	Se196	Tl1908	V_2924	Zn2062	B_2089	Mo2020
Line	196.090 {472}	190.856 {477}	292.402 {115}	206.200 {463}	208.959 {461}	202.030 {467}
IS Ref	(Y_2243)	(Y_2243)	(Y_3600)	(Y_2243)	(Y_2243)	(Y_2243)
Units	ppb	ppb	ppb	ppb	ppb	ppb
Avg	**6.179**	**-.9570**	**80.71**	**130.6**	**4.065**	**31.36**
Stddev	1.784	3.117	.75	1.2	.601	.92
%RSD	28.88	325.7	.9324	.9266	14.78	2.940
#1	7.725	1.820	79.87	129.2	4.303	30.31
#2	4.227	-.3623	81.31	131.2	4.510	31.79
#3	6.584	-4.329	80.96	131.3	3.382	32.00
Check ?	Chk Pass	Chk Pass	Chk Pass	Chk Pass	Chk Pass	Chk Pass
High Limit						
Low Limit						

Elem	Sn1899	Sr4077	Ti3349	Si2881
Line	189.989 {477}	407.771 { 83}	334.941 {101}	288.158 {117}
IS Ref	(Y_2243)	(Y_3710)	(Y_3600)	(Y_2243)
Units	ppb	ppb	ppb	ppb
Avg	**7.836**	**52.39**	**1472.**	**645.4**
Stddev	.882	.30	1.	19.3
%RSD	11.25	.5773	.0949	2.988
#1	6.825	52.72	1470.	623.2
#2	8.241	52.34	1472.	655.5
#3	8.443	52.12	1473.	657.6
Check ?	Chk Pass	Chk Pass	Chk Pass	Chk Pass
High Limit				
Low Limit				

Int. Std.	Y_2243	Y_3600	Y_3710
Line	224.306 {450}	360.073 { 94}	371.030 { 91}
Units	Cts/S	Cts/S	Cts/S
Avg	**4651.1**	**30781.**	**9628.4**
Stddev	26.0	427.	76.1
%RSD	.55894	1.3859	.79016
#1	4626.3	30359.	9566.0
#2	4648.9	30773.	9606.1
#3	4678.2	31212.	9713.2

Sample Name: 460-126935-a-23-e@4 Acquired: 1/24/2017 15:26:54 Type: Unk
Method: BC011117(v9) Mode: CONC Corr. Factor: 1.000000
User: admin Custom ID1: Custom ID2: Custom ID3:
Comment:

Elem	Al3961	As1890	Ag3280	Ba2335	Be3130	Ca3181
Line	396.152 { 85}	189.042 {478}	328.068 {103}	233.527 {445}	313.042 {108}	318.128 {106}
IS Ref	(Y_3710)	(Y_2243)	(Y_3600)	(Y_2243)	(Y_3710)	(Y_3600)
Units	ppb	ppb	ppb	ppb	ppb	ppb
Avg	**29700.**	**13.42**	**.8069**	**228.3**	**2.582**	**13210.**
Stddev	69.	1.02	.6201	1.2	.031	75.
%RSD	.2308	7.573	76.85	.5144	1.207	.5694
#1	29650.	14.48	.2824	226.9	2.599	13120.
#2	29670.	12.45	.6470	229.0	2.546	13250.
#3	29780.	13.34	1.491	228.9	2.600	13250.
Check ?	Chk Pass	Chk Pass	Chk Pass	Chk Pass	Chk Pass	Chk Pass
High Limit						
Low Limit						

Elem	Cd2265	Co2286	Cr2677	Cu3247	Fe2714	K_7664
Line	226.502 {449}	228.616 {447}	267.716 {126}	324.754 {104}	271.441 {124}	766.490 { 44}
IS Ref	(Y_2243)	(Y_2243)	(Y_3600)	(Y_3600)	(Y_3600)	(Y_3710)
Units	ppb	ppb	ppb	ppb	ppb	ppb
Avg	**.4846**	**29.21**	**1254.**	**59.56**	**112600.**	**11160.**
Stddev	.0174	.28	8.	.87	798.	32.
%RSD	3.601	.9715	.6064	1.463	.7087	.2883
#1	.5033	28.88	1245.	59.39	111700.	11180.
#2	.4688	29.38	1258.	58.78	112800.	11120.
#3	.4817	29.36	1258.	60.50	113300.	11170.
Check ?	Chk Pass	Chk Pass	Chk Pass	Chk Pass	Chk Pass	Chk Pass
High Limit						
Low Limit						

Elem	Mg2790	Mn2576	Na5895	Ni2316	Pb2203	Sb2068
Line	279.079 {121}	257.610 {131}	589.592 { 57}	231.604 {446}	220.353 {453}	206.833 {463}
IS Ref	(Y_3600)	(Y_3600)	(Y_3710)	(Y_2243)	(Y_2243)	(Y_2243)
Units	ppb	ppb	ppb	ppb	ppb	ppb
Avg	**5352.**	**492.5**	**747.1**	**157.4**	**23.98**	**-2.148**
Stddev	53.	2.5	21.5	1.1	1.09	2.224
%RSD	.9812	.5041	2.881	.6958	4.542	103.5
#1	5292.	489.7	770.3	156.2	23.41	-2.704
#2	5389.	493.8	727.8	157.8	23.29	.3016
#3	5375.	494.1	743.3	158.2	25.23	-4.041
Check ?	Chk Pass	Chk Pass	Chk Pass	Chk Pass	Chk Pass	Chk Pass
High Limit						
Low Limit						

Sample Name: 460-126935-a-23-e@4 Acquired: 1/24/2017 15:26:54 Type: Unk
Method: BC011117(v9) Mode: CONC Corr. Factor: 1.000000
User: admin Custom ID1: Custom ID2: Custom ID3:
Comment:

Elem	Se196	Tl1908	V_2924	Zn2062	B_2089	Mo2020
Line	196.090 {472}	190.856 {477}	292.402 {115}	206.200 {463}	208.959 {461}	202.030 {467}
IS Ref	(Y_2243)	(Y_2243)	(Y_3600)	(Y_2243)	(Y_2243)	(Y_2243)
Units	ppb	ppb	ppb	ppb	ppb	ppb
Avg	**5.156**	**.1617**	**71.38**	**100.8**	**5.092**	**33.56**
Stddev	1.829	2.884	.66	2.3	.127	.99
%RSD	35.47	1784.	.9213	2.328	2.500	2.963
#1	3.994	-.6576	70.62	98.08	5.119	32.42
#2	4.211	3.367	71.78	101.9	5.203	33.99
#3	7.265	-2.224	71.73	102.4	4.953	34.26
Check ?	Chk Pass	Chk Pass	Chk Pass	Chk Pass	Chk Pass	Chk Pass
High Limit						
Low Limit						

Elem	Sn1899	Sr4077	Ti3349	Si2881
Line	189.989 {477}	407.771 { 83}	334.941 {101}	288.158 {117}
IS Ref	(Y_2243)	(Y_3710)	(Y_3600)	(Y_2243)
Units	ppb	ppb	ppb	ppb
Avg	**8.352**	**55.23**	**1207.**	**662.2**
Stddev	.674	.11	4.	23.3
%RSD	8.067	.2007	.3325	3.512
#1	7.595	55.35	1203.	651.5
#2	8.574	55.14	1210.	688.9
#3	8.886	55.21	1209.	646.2
Check ?	Chk Pass	Chk Pass	Chk Pass	Chk Pass
High Limit				
Low Limit				

Int. Std.	Y_2243	Y_3600	Y_3710
Line	224.306 {450}	360.073 { 94}	371.030 { 91}
Units	Cts/S	Cts/S	Cts/S
Avg	**4569.3**	**30272.**	**9603.7**
Stddev	10.7	135.	77.8
%RSD	.23508	.44752	.81014
#1	4560.6	30190.	9514.7
#2	4565.9	30198.	9658.6
#3	4581.3	30428.	9637.8

Sample Name: sd 460-126935-a-23-e Acquired: 1/24/2017 15:30:37 Type: Unk
Method: BC011117(v9) Mode: CONC Corr. Factor: 1.000000
User: admin Custom ID1: Custom ID2: Custom ID3:
Comment:

Elem	Al3961	As1890	Ag3280	Ba2335	Be3130	Ca3181
Line	396.152 { 85}	189.042 {478}	328.068 {103}	233.527 {445}	313.042 {108}	318.128 {106}
IS Ref	(Y_3710)	(Y_2243)	(Y_3600)	(Y_2243)	(Y_3710)	(Y_3600)
Units	ppb	ppb	ppb	ppb	ppb	ppb
Avg	**6162.**	**4.532**	**-.5004**	**47.53**	**.4687**	**2775.**
Stddev	41.	.587	1.433	.15	.0916	19.
%RSD	.6606	12.95	286.4	.3182	19.54	.6845
#1	6126.	4.008	.3421	47.45	.5578	2773.
#2	6154.	5.166	.3121	47.70	.3748	2795.
#3	6206.	4.422	-2.155	47.43	.4736	2758.
Check ?	Chk Pass	Chk Pass	Chk Pass	Chk Pass	Chk Pass	Chk Pass
High Limit						
Low Limit						

Elem	Cd2265	Co2286	Cr2677	Cu3247	Fe2714	K_7664
Line	226.502 {449}	228.616 {447}	267.716 {126}	324.754 {104}	271.441 {124}	766.490 { 44}
IS Ref	(Y_2243)	(Y_2243)	(Y_3600)	(Y_3600)	(Y_3600)	(Y_3710)
Units	ppb	ppb	ppb	ppb	ppb	ppb
Avg	**.0421**	**5.893**	**262.6**	**11.31**	**23560.**	**2278.**
Stddev	.0815	.252	2.1	.17	103.	17.
%RSD	193.5	4.270	.7887	1.473	.4351	.7667
#1	.0443	5.612	261.2	11.46	23450.	2271.
#2	-.0405	5.970	264.9	11.13	23650.	2298.
#3	.1226	6.097	261.5	11.34	23580.	2266.
Check ?	Chk Pass	Chk Pass	Chk Pass	Chk Pass	Chk Pass	Chk Pass
High Limit						
Low Limit						

Elem	Mg2790	Mn2576	Na5895	Ni2316	Pb2203	Sb2068
Line	279.079 {121}	257.610 {131}	589.592 { 57}	231.604 {446}	220.353 {453}	206.833 {463}
IS Ref	(Y_3600)	(Y_3600)	(Y_3710)	(Y_2243)	(Y_2243)	(Y_2243)
Units	ppb	ppb	ppb	ppb	ppb	ppb
Avg	**1142.**	**106.5**	**118.8**	**33.65**	**4.257**	**-1.644**
Stddev	20.	1.2	21.6	.90	.778	1.669
%RSD	1.795	1.149	18.16	2.676	18.28	101.6
#1	1120.	105.2	141.7	32.62	4.261	-.2685
#2	1161.	107.6	115.7	34.03	3.477	-3.501
#3	1144.	106.8	98.91	34.30	5.033	-1.161
Check ?	Chk Pass	Chk Pass	Chk Pass	Chk Pass	Chk Pass	Chk Pass
High Limit						
Low Limit						

Sample Name: sd 460-126935-a-23-e Acquired: 1/24/2017 15:30:37 Type: Unk
Method: BC011117(v9) Mode: CONC Corr. Factor: 1.000000
User: admin Custom ID1: Custom ID2: Custom ID3:
Comment:

Elem	Se196	Tl1908	V_2924	Zn2062	B_2089	Mo2020
Line	196.090 {472}	190.856 {477}	292.402 {115}	206.200 {463}	208.959 {461}	202.030 {467}
IS Ref	(Y_2243)	(Y_2243)	(Y_3600)	(Y_2243)	(Y_2243)	(Y_2243)
Units	ppb	ppb	ppb	ppb	ppb	ppb
Avg	**-2.752**	**-.6620**	**14.78**	**21.30**	**.8242**	**6.835**
Stddev	2.733	1.169	.77	.49	.6943	.034
%RSD	99.32	176.5	5.235	2.285	84.25	.4905
#1	-.3173	.1618	13.90	20.76	.1015	6.797
#2	-2.231	-.1485	15.36	21.70	.8848	6.847
#3	-5.709	-1.999	15.07	21.44	1.486	6.860
Check ?	Chk Pass	Chk Pass	Chk Pass	Chk Pass	Chk Pass	Chk Pass
High Limit						
Low Limit						

Elem	Sn1899	Sr4077	Ti3349	Si2881
Line	189.989 {477}	407.771 { 83}	334.941 {101}	288.158 {117}
IS Ref	(Y_2243)	(Y_3710)	(Y_3600)	(Y_2243)
Units	ppb	ppb	ppb	ppb
Avg	**1.777**	**11.38**	**251.3**	**130.3**
Stddev	1.046	.16	3.6	8.8
%RSD	58.86	1.413	1.422	6.745
#1	2.221	11.44	247.2	138.2
#2	.5823	11.50	253.5	131.8
#3	2.528	11.20	253.3	120.8
Check ?	Chk Pass	Chk Pass	Chk Pass	Chk Pass
High Limit				
Low Limit				

Int. Std.	Y_2243	Y_3600	Y_3710
Line	224.306 {450}	360.073 { 94}	371.030 { 91}
Units	Cts/S	Cts/S	Cts/S
Avg	**4382.6**	**29105.**	**9344.1**
Stddev	28.7	248.	232.3
%RSD	.65419	.85317	2.4863
#1	4415.5	29391.	9532.3
#2	4363.2	28955.	9415.5
#3	4369.0	28967.	9084.5

Sample Name: 460-127119-e-1-b@4 Acquired: 1/24/2017 15:34:25 Type: Unk
Method: BC011117(v9) Mode: CONC Corr. Factor: 1.000000
User: admin Custom ID1: Custom ID2: Custom ID3:
Comment:

Elem	Al3961	As1890	Ag3280	Ba2335	Be3130	Ca3181
Line	396.152 { 85}	189.042 {478}	328.068 {103}	233.527 {445}	313.042 {108}	318.128 {106}
IS Ref	(Y_3710)	(Y_2243)	(Y_3600)	(Y_2243)	(Y_3710)	(Y_3600)
Units	ppb	ppb	ppb	ppb	ppb	ppb
Avg	**82540.**	**34.69**	**-2.594**	**306.9**	**4.202**	**22830.**
Stddev	299.	2.59	.380	1.1	.018	109.
%RSD	.3625	7.460	14.64	.3622	.4210	.4778
#1	82350.	37.12	-3.008	305.9	4.191	22790.
#2	82390.	34.98	-2.262	306.8	4.193	22740.
#3	82890.	31.97	-2.512	308.1	4.223	22950.
Check ?	Chk Pass	Chk Pass	Chk Pass	Chk Pass	Chk Pass	Chk Pass
High Limit						
Low Limit						

Elem	Cd2265	Co2286	Cr2677	Cu3247	Fe2714	K_7664
Line	226.502 {449}	228.616 {447}	267.716 {126}	324.754 {104}	271.441 {124}	766.490 { 44}
IS Ref	(Y_2243)	(Y_2243)	(Y_3600)	(Y_3600)	(Y_3600)	(Y_3710)
Units	ppb	ppb	ppb	ppb	ppb	ppb
Avg	**-.0646**	**21.96**	**134.8**	**57.66**	**105200.**	**4263.**
Stddev	.1090	.18	1.4	.61	446.	44.
%RSD	168.9	.8332	1.017	1.066	.4243	1.027
#1	-.1853	21.78	134.9	57.00	105000.	4235.
#2	-.0350	21.95	136.2	57.75	104800.	4240.
#3	.0266	22.14	133.4	58.22	105700.	4313.
Check ?	Chk Pass	Chk Pass	Chk Pass	Chk Pass	Chk Pass	Chk Pass
High Limit						
Low Limit						

Elem	Mg2790	Mn2576	Na5895	Ni2316	Pb2203	Sb2068
Line	279.079 {121}	257.610 {131}	589.592 { 57}	231.604 {446}	220.353 {453}	206.833 {463}
IS Ref	(Y_3600)	(Y_3600)	(Y_3710)	(Y_2243)	(Y_2243)	(Y_2243)
Units	ppb	ppb	ppb	ppb	ppb	ppb
Avg	**16170.**	**1426.**	**565.9**	**61.38**	**65.35**	**-3.409**
Stddev	88.	4.	20.2	1.32	1.56	1.374
%RSD	.5415	.2625	3.577	2.148	2.385	40.32
#1	16120.	1425.	584.9	59.87	63.55	-1.825
#2	16130.	1422.	568.2	62.29	66.23	-4.279
#3	16280.	1430.	544.6	61.99	66.27	-4.123
Check ?	Chk Pass	Chk Pass	Chk Pass	Chk Pass	Chk Pass	Chk Pass
High Limit						
Low Limit						

Sample Name: 460-127119-e-1-b@4 Acquired: 1/24/2017 15:34:25 Type: Unk
Method: BC011117(v9) Mode: CONC Corr. Factor: 1.000000
User: admin Custom ID1: Custom ID2: Custom ID3:
Comment:

Elem	Se196	Tl1908	V_2924	Zn2062	B_2089	Mo2020
Line	196.090 {472}	190.856 {477}	292.402 {115}	206.200 {463}	208.959 {461}	202.030 {467}
IS Ref	(Y_2243)	(Y_2243)	(Y_3600)	(Y_2243)	(Y_2243)	(Y_2243)
Units	ppb	ppb	ppb	ppb	ppb	ppb
Avg	**-.1614**	**-1.263**	**230.1**	**182.4**	**14.52**	**3.575**
Stddev	2.227	2.876	.6	2.6	.87	.483
%RSD	1380.	227.8	.2430	1.399	6.016	13.51
#1	-1.997	1.961	229.9	179.5	13.92	3.237
#2	-.8034	-2.184	229.6	183.8	15.53	4.128
#3	2.316	-3.566	230.7	184.0	14.13	3.361
Check ?	Chk Pass	Chk Pass	Chk Pass	Chk Pass	Chk Pass	Chk Pass
High Limit						
Low Limit						

Elem	Sn1899	Sr4077	Ti3349	Si2881
Line	189.989 {477}	407.771 { 83}	334.941 {101}	288.158 {117}
IS Ref	(Y_2243)	(Y_3710)	(Y_3600)	(Y_2243)
Units	ppb	ppb	ppb	ppb
Avg	**8.556**	**79.41**	**2427.**	**900.5**
Stddev	.250	.19	8.	20.1
%RSD	2.922	.2363	.3099	2.233
#1	8.268	79.31	2425.	923.5
#2	8.717	79.29	2421.	886.2
#3	8.684	79.63	2436.	891.7
Check ?	Chk Pass	Chk Pass	Chk Pass	Chk Pass
High Limit				
Low Limit				

Int. Std.	Y_2243	Y_3600	Y_3710
Line	224.306 {450}	360.073 { 94}	371.030 { 91}
Units	Cts/S	Cts/S	Cts/S
Avg	**4302.6**	**28599.**	**9091.7**
Stddev	16.2	295.	127.2
%RSD	.37590	1.0304	1.3989
#1	4284.2	28301.	9135.0
#2	4309.3	28891.	9191.6
#3	4314.3	28605.	8948.6

Sample Name: CCV Acquired: 1/24/2017 15:38:11 Type: QC
Method: BC011117(v9) Mode: CONC Corr. Factor: 1.000000
User: admin Custom ID1: Custom ID2: Custom ID3:
Comment:

Elem	Al3961	As1890	Ag3280	Ba2335	Be3130	Ca3181
Line	396.152 { 85}	189.042 {478}	328.068 {103}	233.527 {445}	313.042 {108}	318.128 {106}
IS Ref	(Y_3710)	(Y_2243)	(Y_3600)	(Y_2243)	(Y_3710)	(Y_3600)
Units	ppb	ppb	ppb	ppb	ppb	ppb
Avg	**122200.**	**2428.**	**1254.**	**9863.**	**948.6**	**120900.**
Stddev	130.	18.	.	18.	.7	623.
%RSD	.1061	.7541	.0120	.1781	.0709	.5154
#1	122100.	2437.	1254.	9862.	949.3	120400.
#2	122100.	2440.	1254.	9846.	948.0	120700.
#3	122300.	2407.	1254.	9881.	948.5	121600.
Check ?	Chk Pass	Chk Pass	Chk Pass	Chk Pass	Chk Pass	Chk Pass
Value						
Range						

Elem	Cd2265	Co2286	Cr2677	Cu3247	Fe2714	K_7664
Line	226.502 {449}	228.616 {447}	267.716 {126}	324.754 {104}	271.441 {124}	766.490 { 44}
IS Ref	(Y_2243)	(Y_2243)	(Y_3600)	(Y_3600)	(Y_3600)	(Y_3710)
Units	ppb	ppb	ppb	ppb	ppb	ppb
Avg	**1220.**	**2432.**	**4915.**	**12000.**	**98030.**	**51190.**
Stddev	3.	3.	20.	17.	276.	148.
%RSD	.2213	.1340	.4146	.1431	.2813	.2899
#1	1219.	2435.	4899.	11990.	97720.	51020.
#2	1218.	2429.	4907.	12020.	98110.	51250.
#3	1223.	2433.	4938.	11990.	98250.	51300.
Check ?	Chk Pass	Chk Pass	Chk Pass	Chk Pass	Chk Pass	Chk Pass
Value						
Range						

Elem	Mg2790	Mn2576	Na5895	Ni2316	Pb2203	Sb2068
Line	279.079 {121}	257.610 {131}	589.592 { 57}	231.604 {446}	220.353 {453}	206.833 {463}
IS Ref	(Y_3600)	(Y_3600)	(Y_3710)	(Y_2243)	(Y_2243)	(Y_2243)
Units	ppb	ppb	ppb	ppb	ppb	ppb
Avg	**121600.**	**4942.**	**128100.**	**2472.**	**7425.**	**963.6**
Stddev	692.	19.	539.	5.	17.	9.0
%RSD	.5692	.3824	.4211	.1938	.2272	.9388
#1	121000.	4924.	127500.	2478.	7431.	966.9
#2	121500.	4941.	128100.	2470.	7406.	970.5
#3	122400.	4962.	128600.	2469.	7438.	953.4
Check ?	Chk Pass	Chk Pass	Chk Pass	Chk Pass	Chk Pass	Chk Pass
Value						
Range						

Sample Name: CCV Acquired: 1/24/2017 15:38:11 Type: QC
Method: BC011117(v9) Mode: CONC Corr. Factor: 1.000000
User: admin Custom ID1: Custom ID2: Custom ID3:
Comment:

Elem	Se196	Tl1908	V_2924	Zn2062	B_2089	Mo2020
Line	196.090 {472}	190.856 {477}	292.402 {115}	206.200 {463}	208.959 {461}	202.030 {467}
IS Ref	(Y_2243)	(Y_2243)	(Y_3600)	(Y_2243)	(Y_2243)	(Y_2243)
Units	ppb	ppb	ppb	ppb	ppb	ppb
Avg	**2407.**	**2487.**	**2431.**	**2480.**	**968.0**	**2381.**
Stddev	19.	6.	8.	14.	10.9	4.
%RSD	.7957	.2455	.3270	.5482	1.127	.1545
#1	2415.	2487.	2423.	2481.	973.6	2380.
#2	2420.	2494.	2430.	2466.	975.0	2384.
#3	2385.	2482.	2439.	2493.	955.5	2377.
Check ?	Chk Pass	Chk Pass	Chk Pass	Chk Pass	Chk Pass	Chk Pass
Value						
Range						

Elem	Sn1899	Sr4077	Ti3349	Si2881
Line	189.989 {477}	407.771 { 83}	334.941 {101}	288.158 {117}
IS Ref	(Y_2243)	(Y_3710)	(Y_3600)	(Y_2243)
Units	ppb	ppb	ppb	ppb
Avg	**988.5**	**5077.**	**9906.**	**8149.**
Stddev	3.3	13.	15.	120.
%RSD	.3337	.2536	.1489	1.466
#1	990.8	5066.	9889.	8210.
#2	989.9	5074.	9913.	8012.
#3	984.7	5091.	9916.	8226.
Check ?	Chk Pass	Chk Pass	Chk Pass	None
Value				
Range				

Int. Std.	Y_2243	Y_3600	Y_3710
Line	224.306 {450}	360.073 { 94}	371.030 { 91}
Units	Cts/S	Cts/S	Cts/S
Avg	**3928.6**	**26228.**	**8593.6**
Stddev	20.3	266.	82.3
%RSD	.51745	1.0147	.95813
#1	3928.9	26417.	8536.7
#2	3948.8	26344.	8556.1
#3	3908.1	25924.	8688.0

Sample Name: CCB Acquired: 1/24/2017 15:41:39 Type: QC
Method: BC011117(v9) Mode: CONC Corr. Factor: 1.000000
User: admin Custom ID1: Custom ID2: Custom ID3:
Comment:

Elem	Al3961	As1890	Ag3280	Ba2335	Be3130	Ca3181
Line	396.152 { 85}	189.042 {478}	328.068 {103}	233.527 {445}	313.042 {108}	318.128 {106}
IS Ref	(Y_3710)	(Y_2243)	(Y_3600)	(Y_2243)	(Y_3710)	(Y_3600)
Units	ppb	ppb	ppb	ppb	ppb	ppb
Avg	**-11.38**	**.2030**	**.2682**	**.1697**	**.0472**	**16.47**
Stddev	21.69	2.623	.6534	.1573	.0847	1.89
%RSD	190.7	1292.	243.7	92.68	179.4	11.46
#1	13.53	-1.508	.7177	.3513	-.0437	18.64
#2	-21.51	3.222	.5682	.0765	.0616	15.64
#3	-26.15	-1.105	-.4814	.0813	.1239	15.15
Check ?	Chk Pass	Chk Pass	Chk Pass	Chk Pass	Chk Pass	Chk Pass
High Limit						
Low Limit						

Elem	Cd2265	Co2286	Cr2677	Cu3247	Fe2714	K_7664
Line	226.502 {449}	228.616 {447}	267.716 {126}	324.754 {104}	271.441 {124}	766.490 { 44}
IS Ref	(Y_2243)	(Y_2243)	(Y_3600)	(Y_3600)	(Y_3600)	(Y_3710)
Units	ppb	ppb	ppb	ppb	ppb	ppb
Avg	**.0314**	**-.0879**	**.1016**	**-.5202**	**4.811**	**67.95**
Stddev	.0293	.1523	.0800	.5884	6.855	23.60
%RSD	93.26	173.3	78.74	113.1	142.5	34.73
#1	.0485	-.1149	.1241	.0669	.0639	48.91
#2	.0482	-.2249	.0128	-.5176	12.67	60.59
#3	-.0024	.0761	.1680	-1.110	1.700	94.36
Check ?	Chk Pass	Chk Pass	Chk Pass	Chk Pass	Chk Pass	Chk Pass
High Limit						
Low Limit						

Elem	Mg2790	Mn2576	Na5895	Ni2316	Pb2203	Sb2068
Line	279.079 {121}	257.610 {131}	589.592 { 57}	231.604 {446}	220.353 {453}	206.833 {463}
IS Ref	(Y_3600)	(Y_3600)	(Y_3710)	(Y_2243)	(Y_2243)	(Y_2243)
Units	ppb	ppb	ppb	ppb	ppb	ppb
Avg	**-.4737**	**.2711**	**-26.10**	**.5260**	**.3590**	**1.662**
Stddev	4.779	.2008	15.83	.2361	1.057	1.637
%RSD	1009.	74.09	60.66	44.89	294.5	98.51
#1	4.064	.4985	-36.19	.7509	.7770	.9715
#2	-5.462	.1183	-7.852	.2801	-.8435	.4833
#3	-.0224	.1964	-34.25	.5471	1.143	3.532
Check ?	Chk Pass	Chk Pass	Chk Pass	Chk Pass	Chk Pass	Chk Pass
High Limit						
Low Limit						

Sample Name: CCB Acquired: 1/24/2017 15:41:39 Type: QC
Method: BC011117(v9) Mode: CONC Corr. Factor: 1.000000
User: admin Custom ID1: Custom ID2: Custom ID3:
Comment:

Elem	Se196	Tl1908	V_2924	Zn2062	B_2089	Mo2020
Line	196.090 {472}	190.856 {477}	292.402 {115}	206.200 {463}	208.959 {461}	202.030 {467}
IS Ref	(Y_2243)	(Y_2243)	(Y_3600)	(Y_2243)	(Y_2243)	(Y_2243)
Units	ppb	ppb	ppb	ppb	ppb	ppb
Avg	**-1.057**	**-2.891**	**.2115**	**.5049**	**.7072**	**2.347**
Stddev	3.600	.420	.1267	.1301	.4733	.803
%RSD	340.7	14.53	59.88	25.77	66.92	34.20
#1	3.056	-2.608	.3477	.4414	.5474	1.473
#2	-3.637	-3.373	.0972	.6545	.3345	2.518
#3	-2.589	-2.691	.1898	.4187	1.240	3.050
Check ?	Chk Pass	Chk Pass	Chk Pass	Chk Pass	Chk Pass	Chk Pass
High Limit						
Low Limit						

Elem	Sn1899	Sr4077	Ti3349	Si2881
Line	189.989 {477}	407.771 { 83}	334.941 {101}	288.158 {117}
IS Ref	(Y_2243)	(Y_3710)	(Y_3600)	(Y_2243)
Units	ppb	ppb	ppb	ppb
Avg	**-.3871**	**.1335**	**.8011**	**-13.25**
Stddev	.4803	.1002	.4507	7.60
%RSD	124.1	75.07	56.27	57.40
#1	-.5577	.2136	.6069	-16.00
#2	.1552	.0211	.4800	-19.09
#3	-.7589	.1658	1.316	-4.650
Check ?	Chk Pass	Chk Pass	Chk Pass	None
High Limit				
Low Limit				

Int. Std.	Y_2243	Y_3600	Y_3710
Line	224.306 {450}	360.073 { 94}	371.030 { 91}
Units	Cts/S	Cts/S	Cts/S
Avg	**4195.6**	**27642.**	**8637.5**
Stddev	4.3	208.	41.3
%RSD	.10290	.75184	.47768
#1	4192.8	27474.	8622.3
#2	4200.6	27578.	8684.3
#3	4193.4	27874.	8606.1

Sample Name: CCVL Acquired: 1/24/2017 15:45:31 Type: QC
Method: BC011117(v9) Mode: CONC Corr. Factor: 1.000000
User: admin Custom ID1: Custom ID2: Custom ID3:
Comment:

Elem	Al3961	As1890	Ag3280	Ba2335	Be3130	Ca3181
Line	396.152 { 85}	189.042 {478}	328.068 {103}	233.527 {445}	313.042 {108}	318.128 {106}
IS Ref	(Y_3710)	(Y_2243)	(Y_3600)	(Y_2243)	(Y_3710)	(Y_3600)
Units	ppb	ppb	ppb	ppb	ppb	ppb
Avg	**203.8**	**16.14**	**9.995**	**200.7**	**1.868**	**4859.**
Stddev	14.4	2.81	.306	.0	.054	31.
%RSD	7.083	17.42	3.067	.0105	2.879	.6397
#1	219.0	16.12	10.13	200.7	1.929	4832.
#2	190.3	13.35	9.644	200.7	1.828	4851.
#3	202.1	18.97	10.21	200.7	1.846	4893.
Check ?	Chk Pass	Chk Pass	Chk Pass	Chk Pass	Chk Pass	Chk Pass
Value						
Range						

Elem	Cd2265	Co2286	Cr2677	Cu3247	Fe2714	K_7664
Line	226.502 {449}	228.616 {447}	267.716 {126}	324.754 {104}	271.441 {124}	766.490 { 44}
IS Ref	(Y_2243)	(Y_2243)	(Y_3600)	(Y_3600)	(Y_3600)	(Y_3710)
Units	ppb	ppb	ppb	ppb	ppb	ppb
Avg	**4.021**	**50.35**	**9.114**	**22.73**	**160.8**	**4743.**
Stddev	.096	.18	.074	.60	8.2	108.
%RSD	2.382	.3559	.8134	2.644	5.103	2.270
#1	4.072	50.25	9.135	22.06	151.4	4683.
#2	3.911	50.56	9.031	23.23	164.5	4867.
#3	4.081	50.24	9.175	22.90	166.5	4679.
Check ?	Chk Pass	Chk Pass	Chk Pass	Chk Pass	Chk Pass	Chk Pass
Value						
Range						

Elem	Mg2790	Mn2576	Na5895	Ni2316	Pb2203	Sb2068
Line	279.079 {121}	257.610 {131}	589.592 { 57}	231.604 {446}	220.353 {453}	206.833 {463}
IS Ref	(Y_3600)	(Y_3600)	(Y_3710)	(Y_2243)	(Y_2243)	(Y_2243)
Units	ppb	ppb	ppb	ppb	ppb	ppb
Avg	**4739.**	**15.65**	**4506.**	**41.28**	**10.46**	**19.68**
Stddev	80.	.33	29.	.29	1.13	3.34
%RSD	1.682	2.105	.6373	.7092	10.76	16.99
#1	4659.	15.31	4527.	41.62	9.803	15.91
#2	4739.	15.66	4518.	41.16	11.76	22.29
#3	4818.	15.97	4474.	41.07	9.823	20.83
Check ?	Chk Pass	Chk Pass	Chk Pass	Chk Pass	Chk Pass	Chk Pass
Value						
Range						

Sample Name: CCVL Acquired: 1/24/2017 15:45:31 Type: QC
Method: BC011117(v9) Mode: CONC Corr. Factor: 1.000000
User: admin Custom ID1: Custom ID2: Custom ID3:
Comment:

Elem	Se196	Tl1908	V_2924	Zn2062	B_2089	Mo2020
Line	196.090 {472}	190.856 {477}	292.402 {115}	206.200 {463}	208.959 {461}	202.030 {467}
IS Ref	(Y_2243)	(Y_2243)	(Y_3600)	(Y_2243)	(Y_2243)	(Y_2243)
Units	ppb	ppb	ppb	ppb	ppb	ppb
Avg	**17.75**	**20.45**	**49.23**	**31.50**	**46.23**	**19.05**
Stddev	4.92	1.54	.55	.24	.27	.13
%RSD	27.72	7.534	1.118	.7705	.5762	.6766
#1	21.84	21.34	48.60	31.28	46.45	19.05
#2	12.29	21.33	49.62	31.48	45.94	18.91
#3	19.11	18.67	49.47	31.76	46.31	19.17
Check ?	Chk Pass	Chk Pass	Chk Pass	Chk Pass	Chk Pass	Chk Pass
Value						
Range						

Elem	Sn1899	Sr4077	Ti3349	Si2881
Line	189.989 {477}	407.771 { 83}	334.941 {101}	288.158 {117}
IS Ref	(Y_2243)	(Y_3710)	(Y_3600)	(Y_2243)
Units	ppb	ppb	ppb	ppb
Avg	**48.68**	**20.08**	**20.21**	F **-16.43**
Stddev	.32	.46	.31	7.38
%RSD	.6632	2.276	1.553	44.92
#1	48.64	20.13	19.89	-10.76
#2	49.03	20.51	20.23	-24.77
#3	48.39	19.60	20.52	-13.75
Check ?	Chk Pass	Chk Pass	Chk Pass	Chk Fail
Value				200.0
Range				-30.50%

Int. Std.	Y_2243	Y_3600	Y_3710
Line	224.306 {450}	360.073 { 94}	371.030 { 91}
Units	Cts/S	Cts/S	Cts/S
Avg	**4258.5**	**28234.**	**8914.1**
Stddev	7.3	246.	81.2
%RSD	.17166	.87078	.91141
#1	4250.5	28382.	8999.6
#2	4264.8	28369.	8837.9
#3	4260.2	27950.	8904.8

Sample Name: 460-127119-e-2-b@4 Acquired: 1/24/2017 15:49:42 Type: Unk
Method: BC011117(v9) Mode: CONC Corr. Factor: 1.000000
User: admin Custom ID1: Custom ID2: Custom ID3:
Comment:

Elem	Al3961	As1890	Ag3280	Ba2335	Be3130	Ca3181
Line	396.152 { 85}	189.042 {478}	328.068 {103}	233.527 {445}	313.042 {108}	318.128 {106}
IS Ref	(Y_3710)	(Y_2243)	(Y_3600)	(Y_2243)	(Y_3710)	(Y_3600)
Units	ppb	ppb	ppb	ppb	ppb	ppb
Avg	**68300.**	**27.31**	**-1.364**	**459.0**	**5.182**	**5200.**
Stddev	227.	1.30	.311	1.2	.017	24.
%RSD	.3323	4.758	22.82	.2527	.3331	.4537
#1	68100.	25.87	-1.361	457.7	5.168	5174.
#2	68240.	27.67	-1.054	459.3	5.201	5221.
#3	68550.	28.40	-1.676	459.9	5.176	5204.
Check ?	Chk Pass	Chk Pass	Chk Pass	Chk Pass	Chk Pass	Chk Pass
High Limit						
Low Limit						

Elem	Cd2265	Co2286	Cr2677	Cu3247	Fe2714	K_7664
Line	226.502 {449}	228.616 {447}	267.716 {126}	324.754 {104}	271.441 {124}	766.490 { 44}
IS Ref	(Y_2243)	(Y_2243)	(Y_3600)	(Y_3600)	(Y_3600)	(Y_3710)
Units	ppb	ppb	ppb	ppb	ppb	ppb
Avg	**.0286**	**22.94**	**86.46**	**29.15**	**74440.**	**2790.**
Stddev	.0286	.24	.32	.71	150.	58.
%RSD	100.0	1.048	.3690	2.441	.2014	2.070
#1	-.0011	22.68	86.09	29.58	74590.	2728.
#2	.0560	23.00	86.63	28.33	74430.	2800.
#3	.0308	23.15	86.65	29.54	74290.	2842.
Check ?	Chk Pass	Chk Pass	Chk Pass	Chk Pass	Chk Pass	Chk Pass
High Limit						
Low Limit						

Elem	Mg2790	Mn2576	Na5895	Ni2316	Pb2203	Sb2068
Line	279.079 {121}	257.610 {131}	589.592 { 57}	231.604 {446}	220.353 {453}	206.833 {463}
IS Ref	(Y_3600)	(Y_3600)	(Y_3710)	(Y_2243)	(Y_2243)	(Y_2243)
Units	ppb	ppb	ppb	ppb	ppb	ppb
Avg	**7994.**	**3120.**	**246.6**	**50.50**	**39.25**	**-2.959**
Stddev	59.	10.	15.6	.98	2.06	.864
%RSD	.7417	.3073	6.324	1.950	5.262	29.19
#1	7962.	3130.	249.5	49.50	37.71	-2.929
#2	7958.	3118.	229.8	50.52	41.60	-3.836
#3	8063.	3111.	260.5	51.47	38.45	-2.110
Check ?	Chk Pass	Chk Pass	Chk Pass	Chk Pass	Chk Pass	Chk Pass
High Limit						
Low Limit						

Sample Name: 460-127119-e-2-b@4 Acquired: 1/24/2017 15:49:42 Type: Unk
Method: BC011117(v9) Mode: CONC Corr. Factor: 1.000000
User: admin Custom ID1: Custom ID2: Custom ID3:
Comment:

Elem	Se196	Tl1908	V_2924	Zn2062	B_2089	Mo2020
Line	196.090 {472}	190.856 {477}	292.402 {115}	206.200 {463}	208.959 {461}	202.030 {467}
IS Ref	(Y_2243)	(Y_2243)	(Y_3600)	(Y_2243)	(Y_2243)	(Y_2243)
Units	ppb	ppb	ppb	ppb	ppb	ppb
Avg	**-1.528**	**-4.388**	**123.6**	**151.8**	**5.762**	**1.742**
Stddev	2.329	2.188	1.5	1.3	.327	.284
%RSD	152.5	49.88	1.175	.8256	5.680	16.30
#1	-.5452	-6.663	122.7	150.8	5.628	1.415
#2	-4.187	-2.298	122.9	151.4	6.134	1.900
#3	.1495	-4.202	125.3	153.2	5.522	1.913
Check ?	Chk Pass	Chk Pass	Chk Pass	Chk Pass	Chk Pass	Chk Pass
High Limit						
Low Limit						

Elem	Sn1899	Sr4077	Ti3349	Si2881
Line	189.989 {477}	407.771 { 83}	334.941 {101}	288.158 {117}
IS Ref	(Y_2243)	(Y_3710)	(Y_3600)	(Y_2243)
Units	ppb	ppb	ppb	ppb
Avg	**6.527**	**54.22**	**1262.**	**629.0**
Stddev	.766	.28	3.	5.1
%RSD	11.74	.5124	.2348	.8126
#1	5.652	53.98	1260.	631.7
#2	6.852	54.16	1261.	623.1
#3	7.078	54.52	1266.	632.2
Check ?	Chk Pass	Chk Pass	Chk Pass	Chk Pass
High Limit				
Low Limit				

Int. Std.	Y_2243	Y_3600	Y_3710
Line	224.306 {450}	360.073 { 94}	371.030 { 91}
Units	Cts/S	Cts/S	Cts/S
Avg	**4859.3**	**31683.**	**10131.**
Stddev	20.1	392.	85.
%RSD	.41401	1.2365	.83409
#1	4841.1	31258.	10161.
#2	4855.9	31763.	10196.
#3	4880.9	32029.	10035.

Sample Name: 460-127119-e-3-b@4 Acquired: 1/24/2017 15:53:24 Type: Unk
Method: BC011117(v9) Mode: CONC Corr. Factor: 1.000000
User: admin Custom ID1: Custom ID2: Custom ID3:
Comment:

Elem	Al3961	As1890	Ag3280	Ba2335	Be3130	Ca3181
Line	396.152 { 85}	189.042 {478}	328.068 {103}	233.527 {445}	313.042 {108}	318.128 {106}
IS Ref	(Y_3710)	(Y_2243)	(Y_3600)	(Y_2243)	(Y_3710)	(Y_3600)
Units	ppb	ppb	ppb	ppb	ppb	ppb
Avg	**67340.**	**20.93**	**-2.258**	**229.2**	**3.347**	**9830.**
Stddev	414.	1.26	.069	.9	.080	95.
%RSD	.6142	6.025	3.045	.3998	2.374	.9638
#1	67130.	20.20	-2.180	228.6	3.272	9737.
#2	67070.	20.19	-2.309	228.7	3.430	9827.
#3	67810.	22.38	-2.287	230.2	3.338	9926.
Check ?	Chk Pass	Chk Pass	Chk Pass	Chk Pass	Chk Pass	Chk Pass
High Limit						
Low Limit						

Elem	Cd2265	Co2286	Cr2677	Cu3247	Fe2714	K_7664
Line	226.502 {449}	228.616 {447}	267.716 {126}	324.754 {104}	271.441 {124}	766.490 { 44}
IS Ref	(Y_2243)	(Y_2243)	(Y_3600)	(Y_3600)	(Y_3600)	(Y_3710)
Units	ppb	ppb	ppb	ppb	ppb	ppb
Avg	**.1060**	**26.17**	**91.47**	**51.19**	**117600.**	**4890.**
Stddev	.0306	.10	.48	.53	782.	82.
%RSD	28.86	.3967	.5283	1.029	.6651	1.674
#1	.1414	26.05	91.16	50.69	116800.	4830.
#2	.0877	26.23	92.03	51.15	117700.	4857.
#3	.0890	26.23	91.22	51.74	118300.	4983.
Check ?	Chk Pass	Chk Pass	Chk Pass	Chk Pass	Chk Pass	Chk Pass
High Limit						
Low Limit						

Elem	Mg2790	Mn2576	Na5895	Ni2316	Pb2203	Sb2068
Line	279.079 {121}	257.610 {131}	589.592 { 57}	231.604 {446}	220.353 {453}	206.833 {463}
IS Ref	(Y_3600)	(Y_3600)	(Y_3710)	(Y_2243)	(Y_2243)	(Y_2243)
Units	ppb	ppb	ppb	ppb	ppb	ppb
Avg	**12840.**	**759.4**	**810.7**	**65.68**	**48.71**	**-.9091**
Stddev	127.	4.0	9.1	.30	.39	.8445
%RSD	.9918	.5302	1.124	.4612	.7943	92.89
#1	12710.	755.3	802.0	65.48	48.29	-1.169
#2	12840.	759.7	809.9	65.53	49.05	.0348
#3	12970.	763.3	820.2	66.03	48.80	-1.593
Check ?	Chk Pass	Chk Pass	Chk Pass	Chk Pass	Chk Pass	Chk Pass
High Limit						
Low Limit						

Sample Name: 460-127119-e-3-b@4 Acquired: 1/24/2017 15:53:24 Type: Unk
Method: BC011117(v9) Mode: CONC Corr. Factor: 1.000000
User: admin Custom ID1: Custom ID2: Custom ID3:
Comment:

Elem	Se196	Tl1908	V_2924	Zn2062	B_2089	Mo2020
Line	196.090 {472}	190.856 {477}	292.402 {115}	206.200 {463}	208.959 {461}	202.030 {467}
IS Ref	(Y_2243)	(Y_2243)	(Y_3600)	(Y_2243)	(Y_2243)	(Y_2243)
Units	ppb	ppb	ppb	ppb	ppb	ppb
Avg	**1.373**	**-.8353**	**183.7**	**170.3**	**2.125**	**3.526**
Stddev	3.963	3.305	1.1	2.3	.213	.189
%RSD	288.6	395.6	.5924	1.335	10.03	5.354
#1	5.693	2.279	182.7	167.8	2.030	3.308
#2	.5211	-4.302	183.7	171.1	1.975	3.634
#3	-2.094	-.4819	184.8	172.1	2.368	3.636
Check ?	Chk Pass	Chk Pass	Chk Pass	Chk Pass	Chk Pass	Chk Pass
High Limit						
Low Limit						

Elem	Sn1899	Sr4077	Ti3349	Si2881
Line	189.989 {477}	407.771 { 83}	334.941 {101}	288.158 {117}
IS Ref	(Y_2243)	(Y_3710)	(Y_3600)	(Y_2243)
Units	ppb	ppb	ppb	ppb
Avg	**8.034**	**67.07**	**1629.**	**712.1**
Stddev	.668	.56	8.	2.7
%RSD	8.311	.8401	.4924	.3740
#1	7.329	66.48	1622.	713.8
#2	8.657	67.13	1628.	713.5
#3	8.116	67.61	1638.	709.1
Check ?	Chk Pass	Chk Pass	Chk Pass	Chk Pass
High Limit				
Low Limit				

Int. Std.	Y_2243	Y_3600	Y_3710
Line	224.306 {450}	360.073 { 94}	371.030 { 91}
Units	Cts/S	Cts/S	Cts/S
Avg	**4345.0**	**28707.**	**8986.7**
Stddev	10.1	208.	135.6
%RSD	.23169	.72421	1.5084
#1	4356.5	28889.	8974.0
#2	4340.9	28751.	9128.1
#3	4337.6	28480.	8857.9

Sample Name: 460-126869-a-5-a@4 Acquired: 1/24/2017 15:57:08 Type: Unk
Method: BC011117(v9) Mode: CONC Corr. Factor: 1.000000
User: admin Custom ID1: Custom ID2: Custom ID3:
Comment:

Elem	Al3961	As1890	Ag3280	Ba2335	Be3130	Ca3181
Line	396.152 { 85}	189.042 {478}	328.068 {103}	233.527 {445}	313.042 {108}	318.128 {106}
IS Ref	(Y_3710)	(Y_2243)	(Y_3600)	(Y_2243)	(Y_3710)	(Y_3600)
Units	ppb	ppb	ppb	ppb	ppb	ppb
Avg	**53420.**	**139.6**	**1.807**	**2124.**	**3.691**	**211000.**
Stddev	229.	.2	.909	5.	.060	445.
%RSD	.4292	.1525	50.33	.2439	1.620	.2107
#1	53150.	139.6	2.504	2129.	3.650	210500.
#2	53570.	139.4	.7782	2122.	3.663	211400.
#3	53530.	139.8	2.139	2119.	3.759	211200.
Check ?	Chk Pass	Chk Pass	Chk Pass	Chk Pass	Chk Pass	Chk Pass
High Limit						
Low Limit						

Elem	Cd2265	Co2286	Cr2677	Cu3247	Fe2714	K_7664
Line	226.502 {449}	228.616 {447}	267.716 {126}	324.754 {104}	271.441 {124}	766.490 { 44}
IS Ref	(Y_2243)	(Y_2243)	(Y_3600)	(Y_3600)	(Y_3600)	(Y_3710)
Units	ppb	ppb	ppb	ppb	ppb	ppb
Avg	**618.2**	**30.66**	**3025.**	**1519.**	**123000.**	**5600.**
Stddev	.2	.08	6.	4.	298.	42.
%RSD	.0332	.2495	.2080	.2641	.2424	.7435
#1	618.4	30.75	3018.	1516.	122700.	5570.
#2	618.4	30.62	3028.	1518.	123100.	5582.
#3	618.0	30.61	3030.	1524.	123200.	5647.
Check ?	Chk Pass	Chk Pass	Chk Pass	Chk Pass	Chk Pass	Chk Pass
High Limit						
Low Limit						

Elem	Mg2790	Mn2576	Na5895	Ni2316	Pb2203	Sb2068
Line	279.079 {121}	257.610 {131}	589.592 { 57}	231.604 {446}	220.353 {453}	206.833 {463}
IS Ref	(Y_3600)	(Y_3600)	(Y_3710)	(Y_2243)	(Y_2243)	(Y_2243)
Units	ppb	ppb	ppb	ppb	ppb	ppb
Avg	**9269.**	**683.8**	**5011.**	**134.4**	**5770.**	**27.81**
Stddev	18.	.9	22.	.6	2.	2.06
%RSD	.1916	.1376	.4478	.4630	.0288	7.393
#1	9251.	682.8	4986.	135.0	5769.	25.82
#2	9287.	684.0	5029.	134.4	5772.	27.69
#3	9268.	684.7	5018.	133.7	5770.	29.93
Check ?	Chk Pass	Chk Pass	Chk Pass	Chk Pass	Chk Pass	Chk Pass
High Limit						
Low Limit						

Sample Name: 460-126869-a-5-a@4 Acquired: 1/24/2017 15:57:08 Type: Unk
Method: BC011117(v9) Mode: CONC Corr. Factor: 1.000000
User: admin Custom ID1: Custom ID2: Custom ID3:
Comment:

Elem	Se196	Tl1908	V_2924	Zn2062	B_2089	Mo2020
Line	196.090 {472}	190.856 {477}	292.402 {115}	206.200 {463}	208.959 {461}	202.030 {467}
IS Ref	(Y_2243)	(Y_2243)	(Y_3600)	(Y_2243)	(Y_2243)	(Y_2243)
Units	ppb	ppb	ppb	ppb	ppb	ppb
Avg	3.872	5.089	275.8	F 9360.	39.07	17.44
Stddev	2.545	1.786	.6	13.	.64	.12
%RSD	65.73	35.10	.2352	.1394	1.630	.6913
#1	1.817	3.736	275.2	9356.	39.38	17.33
#2	6.719	4.417	275.8	9375.	39.48	17.41
#3	3.080	7.114	276.4	9350.	38.33	17.57
Check ?	Chk Pass	Chk Pass	Chk Pass	Chk Fail	Chk Pass	Chk Pass
High Limit				5000.		
Low Limit				-50.00		

Elem	Sn1899	Sr4077	Ti3349	Si2881
Line	189.989 {477}	407.771 { 83}	334.941 {101}	288.158 {117}
IS Ref	(Y_2243)	(Y_3710)	(Y_3600)	(Y_2243)
Units	ppb	ppb	ppb	ppb
Avg	74.28	836.5	1653.	1140.
Stddev	1.22	1.8	3.	10.
%RSD	1.643	.2203	.1524	.8458
#1	73.75	834.4	1651.	1130.
#2	73.41	837.2	1656.	1139.
#3	75.68	837.9	1654.	1150.
Check ?	Chk Pass	Chk Pass	Chk Pass	Chk Pass
High Limit				
Low Limit				

Int. Std.	Y_2243	Y_3600	Y_3710
Line	224.306 {450}	360.073 { 94}	371.030 { 91}
Units	Cts/S	Cts/S	Cts/S
Avg	4284.7	28916.	9126.2
Stddev	8.6	92.	100.2
%RSD	.20113	.31939	1.0977
#1	4275.8	28836.	9029.6
#2	4285.3	28896.	9119.3
#3	4293.0	29017.	9229.6

Sample Name: 460-126869-a-6-a@4 Acquired: 1/24/2017 16:00:47 Type: Unk
Method: BC011117(v9) Mode: CONC Corr. Factor: 1.000000
User: admin Custom ID1: Custom ID2: Custom ID3:
Comment:

Elem	Al3961	As1890	Ag3280	Ba2335	Be3130	Ca3181
Line	396.152 { 85}	189.042 {478}	328.068 {103}	233.527 {445}	313.042 {108}	318.128 {106}
IS Ref	(Y_3710)	(Y_2243)	(Y_3600)	(Y_2243)	(Y_3710)	(Y_3600)
Units	ppb	ppb	ppb	ppb	ppb	ppb
Avg	**72350.**	**37.83**	**-1.704**	**836.8**	**2.738**	**20180.**
Stddev	163.	.26	.822	2.4	.060	112.
%RSD	.2253	.6812	48.22	.2816	2.202	.5530
#1	72160.	38.02	-1.075	839.3	2.722	20290.
#2	72430.	37.92	-2.634	836.5	2.687	20070.
#3	72450.	37.53	-1.403	834.6	2.804	20160.
Check ?	Chk Pass	Chk Pass	Chk Pass	Chk Pass	Chk Pass	Chk Pass
High Limit						
Low Limit						

Elem	Cd2265	Co2286	Cr2677	Cu3247	Fe2714	K_7664
Line	226.502 {449}	228.616 {447}	267.716 {126}	324.754 {104}	271.441 {124}	766.490 { 44}
IS Ref	(Y_2243)	(Y_2243)	(Y_3600)	(Y_3600)	(Y_3600)	(Y_3710)
Units	ppb	ppb	ppb	ppb	ppb	ppb
Avg	**16.72**	**30.49**	**170.3**	**142.6**	**115500.**	**11880.**
Stddev	.12	.26	1.1	.3	646.	46.
%RSD	.7229	.8384	.6567	.2370	.5591	.3848
#1	16.70	30.79	169.4	142.2	116200.	11900.
#2	16.86	30.33	171.6	142.9	114900.	11910.
#3	16.62	30.36	170.0	142.7	115500.	11830.
Check ?	Chk Pass	Chk Pass	Chk Pass	Chk Pass	Chk Pass	Chk Pass
High Limit						
Low Limit						

Elem	Mg2790	Mn2576	Na5895	Ni2316	Pb2203	Sb2068
Line	279.079 {121}	257.610 {131}	589.592 { 57}	231.604 {446}	220.353 {453}	206.833 {463}
IS Ref	(Y_3600)	(Y_3600)	(Y_3710)	(Y_2243)	(Y_2243)	(Y_2243)
Units	ppb	ppb	ppb	ppb	ppb	ppb
Avg	**21670.**	**884.4**	**3032.**	**121.7**	**148.7**	**.7758**
Stddev	177.	3.6	15.	.5	2.3	2.496
%RSD	.8156	.4050	.5106	.4111	1.522	321.7
#1	21870.	887.3	3050.	121.2	146.1	-1.428
#2	21520.	880.4	3026.	121.8	150.0	.2703
#3	21630.	885.6	3020.	122.2	150.1	3.486
Check ?	Chk Pass	Chk Pass	Chk Pass	Chk Pass	Chk Pass	Chk Pass
High Limit						
Low Limit						

Sample Name: 460-126869-a-6-a@4 Acquired: 1/24/2017 16:00:47 Type: Unk
Method: BC011117(v9) Mode: CONC Corr. Factor: 1.000000
User: admin Custom ID1: Custom ID2: Custom ID3:
Comment:

Elem	Se196	Tl1908	V_2924	Zn2062	B_2089	Mo2020
Line	196.090 {472}	190.856 {477}	292.402 {115}	206.200 {463}	208.959 {461}	202.030 {467}
IS Ref	(Y_2243)	(Y_2243)	(Y_3600)	(Y_2243)	(Y_2243)	(Y_2243)
Units	ppb	ppb	ppb	ppb	ppb	ppb
Avg	**1.620**	**2.243**	**181.0**	**1545.**	**63.92**	**14.44**
Stddev	3.332	3.067	1.1	5.	.58	.37
%RSD	205.7	136.7	.6247	.2918	.9007	2.591
#1	-.1253	5.421	179.9	1550.	63.34	14.01
#2	5.463	-.7006	180.8	1545.	64.49	14.66
#3	-.4766	2.010	182.2	1541.	63.94	14.65
Check ?	Chk Pass	Chk Pass	Chk Pass	Chk Pass	Chk Pass	Chk Pass
High Limit						
Low Limit						

Elem	Sn1899	Sr4077	Ti3349	Si2881
Line	189.989 {477}	407.771 { 83}	334.941 {101}	288.158 {117}
IS Ref	(Y_2243)	(Y_3710)	(Y_3600)	(Y_2243)
Units	ppb	ppb	ppb	ppb
Avg	**10.11**	**66.29**	**1684.**	**916.0**
Stddev	.56	.56	6.	25.5
%RSD	5.585	.8430	.3750	2.788
#1	9.902	66.30	1691.	905.1
#2	9.684	66.85	1680.	945.2
#3	10.75	65.73	1681.	897.8
Check ?	Chk Pass	Chk Pass	Chk Pass	Chk Pass
High Limit				
Low Limit				

Int. Std.	Y_2243	Y_3600	Y_3710
Line	224.306 {450}	360.073 { 94}	371.030 { 91}
Units	Cts/S	Cts/S	Cts/S
Avg	**4288.6**	**28543.**	**8942.5**
Stddev	20.5	343.	67.4
%RSD	.47700	1.2010	.75343
#1	4268.0	28163.	8870.6
#2	4288.9	28828.	9004.1
#3	4308.9	28639.	8952.8

Sample Name: 460-126869-a-9-a@4 Acquired: 1/24/2017 16:04:30 Type: Unk
Method: BC011117(v9) Mode: CONC Corr. Factor: 1.000000
User: admin Custom ID1: Custom ID2: Custom ID3:
Comment:

Elem	Al3961	As1890	Ag3280	Ba2335	Be3130	Ca3181
Line	396.152 { 85}	189.042 {478}	328.068 {103}	233.527 {445}	313.042 {108}	318.128 {106}
IS Ref	(Y_3710)	(Y_2243)	(Y_3600)	(Y_2243)	(Y_3710)	(Y_3600)
Units	ppb	ppb	ppb	ppb	ppb	ppb
Avg	**66760.**	**82.26**	**-3.362**	**9804.**	**4.548**	**54770.**
Stddev	140.	1.05	.389	10.	.141	209.
%RSD	.2097	1.280	11.57	.1062	3.089	.3815
#1	66600.	82.35	-3.210	9795.	4.467	54530.
#2	66870.	83.27	-3.071	9815.	4.466	54890.
#3	66800.	81.17	-3.804	9803.	4.710	54890.
Check ?	Chk Pass	Chk Pass	Chk Pass	Chk Pass	Chk Pass	Chk Pass
High Limit						
Low Limit						

Elem	Cd2265	Co2286	Cr2677	Cu3247	Fe2714	K_7664
Line	226.502 {449}	228.616 {447}	267.716 {126}	324.754 {104}	271.441 {124}	766.490 { 44}
IS Ref	(Y_2243)	(Y_2243)	(Y_3600)	(Y_3600)	(Y_3600)	(Y_3710)
Units	ppb	ppb	ppb	ppb	ppb	ppb
Avg	**43.16**	**40.70**	**442.2**	**189.1**	F **278500.**	**6424.**
Stddev	.05	.14	1.3	1.3	1306.	13.
%RSD	.1189	.3482	.2980	.6807	.4691	.2044
#1	43.10	40.70	441.0	187.7	277000.	6423.
#2	43.19	40.84	443.6	189.8	278900.	6412.
#3	43.18	40.55	442.1	190.0	279400.	6438.
Check ?	Chk Pass	Chk Pass	Chk Pass	Chk Pass	Chk Fail	Chk Pass
High Limit					200000.	
Low Limit					-150.0	

Elem	Mg2790	Mn2576	Na5895	Ni2316	Pb2203	Sb2068
Line	279.079 {121}	257.610 {131}	589.592 { 57}	231.604 {446}	220.353 {453}	206.833 {463}
IS Ref	(Y_3600)	(Y_3600)	(Y_3710)	(Y_2243)	(Y_2243)	(Y_2243)
Units	ppb	ppb	ppb	ppb	ppb	ppb
Avg	**10650.**	**1255.**	**2218.**	**132.3**	**969.8**	**1.248**
Stddev	37.	5.	25.	.4	6.2	1.111
%RSD	.3476	.4099	1.120	.3265	.6437	89.05
#1	10630.	1249.	2232.	132.1	963.1	1.403
#2	10700.	1258.	2233.	132.1	970.8	.0673
#3	10640.	1258.	2190.	132.8	975.4	2.274
Check ?	Chk Pass	Chk Pass	Chk Pass	Chk Pass	Chk Pass	Chk Pass
High Limit						
Low Limit						

Sample Name: 460-126869-a-9-a@4 Acquired: 1/24/2017 16:04:30 Type: Unk
Method: BC011117(v9) Mode: CONC Corr. Factor: 1.000000
User: admin Custom ID1: Custom ID2: Custom ID3:
Comment:

Elem	Se196	Tl1908	V_2924	Zn2062	B_2089	Mo2020
Line	196.090 {472}	190.856 {477}	292.402 {115}	206.200 {463}	208.959 {461}	202.030 {467}
IS Ref	(Y_2243)	(Y_2243)	(Y_3600)	(Y_2243)	(Y_2243)	(Y_2243)
Units	ppb	ppb	ppb	ppb	ppb	ppb
Avg	**2.116**	**1.425**	**337.1**	**3441.**	**64.62**	**10.27**
Stddev	4.641	1.504	.9	13.	1.56	.46
%RSD	219.3	105.5	.2540	.3649	2.421	4.489
#1	5.735	1.741	336.3	3431.	62.83	10.14
#2	3.730	2.747	337.1	3437.	65.34	10.78
#3	-3.116	-.2107	338.0	3455.	65.70	9.889
Check ?	Chk Pass	Chk Pass	Chk Pass	Chk Pass	Chk Pass	Chk Pass
High Limit						
Low Limit						

Elem	Sn1899	Sr4077	Ti3349	Si2881
Line	189.989 {477}	407.771 { 83}	334.941 {101}	288.158 {117}
IS Ref	(Y_2243)	(Y_3710)	(Y_3600)	(Y_2243)
Units	ppb	ppb	ppb	ppb
Avg	**25.06**	**363.8**	**1544.**	**797.4**
Stddev	.13	.6	2.	11.4
%RSD	.5209	.1767	.1137	1.433
#1	24.97	364.0	1542.	784.4
#2	25.21	364.4	1545.	801.8
#3	25.01	363.1	1545.	806.0
Check ?	Chk Pass	Chk Pass	Chk Pass	Chk Pass
High Limit				
Low Limit				

Int. Std.	Y_2243	Y_3600	Y_3710
Line	224.306 {450}	360.073 { 94}	371.030 { 91}
Units	Cts/S	Cts/S	Cts/S
Avg	**4327.2**	**28686.**	**9195.2**
Stddev	14.6	100.	64.8
%RSD	.33698	.34892	.70509
#1	4316.4	28571.	9121.3
#2	4343.8	28731.	9221.9
#3	4321.4	28755.	9242.4

Sample Name: 460-126925-d-3-c@4 Acquired: 1/24/2017 16:08:10 Type: Unk
Method: BC011117(v9) Mode: CONC Corr. Factor: 1.000000
User: admin Custom ID1: Custom ID2: Custom ID3:
Comment:

Elem	Al3961	As1890	Ag3280	Ba2335	Be3130	Ca3181
Line	396.152 { 85}	189.042 {478}	328.068 {103}	233.527 {445}	313.042 {108}	318.128 {106}
IS Ref	(Y_3710)	(Y_2243)	(Y_3600)	(Y_2243)	(Y_3710)	(Y_3600)
Units	ppb	ppb	ppb	ppb	ppb	ppb
Avg	**17110.**	**5.781**	**.0324**	**22.63**	**.3396**	**168.5**
Stddev	47.	1.201	.3942	.19	.0085	5.9
%RSD	.2718	20.78	1216.	.8292	2.497	3.492
#1	17060.	7.067	.1923	22.72	.3456	163.3
#2	17150.	4.687	.3215	22.75	.3433	174.9
#3	17120.	5.588	-.4166	22.41	.3299	167.5
Check ?	Chk Pass	Chk Pass	Chk Pass	Chk Pass	Chk Pass	Chk Pass
High Limit						
Low Limit						

Elem	Cd2265	Co2286	Cr2677	Cu3247	Fe2714	K_7664
Line	226.502 {449}	228.616 {447}	267.716 {126}	324.754 {104}	271.441 {124}	766.490 { 44}
IS Ref	(Y_2243)	(Y_2243)	(Y_3600)	(Y_3600)	(Y_3600)	(Y_3710)
Units	ppb	ppb	ppb	ppb	ppb	ppb
Avg	**-.0149**	**.7645**	**31.47**	**9.716**	**19410.**	**806.7**
Stddev	.0117	.1698	.31	.269	208.	10.8
%RSD	78.46	22.21	.9820	2.768	1.070	1.339
#1	-.0115	.9442	31.22	10.02	19250.	794.5
#2	-.0280	.7428	31.36	9.619	19350.	815.2
#3	-.0053	.6066	31.81	9.508	19650.	810.4
Check ?	Chk Pass	Chk Pass	Chk Pass	Chk Pass	Chk Pass	Chk Pass
High Limit						
Low Limit						

Elem	Mg2790	Mn2576	Na5895	Ni2316	Pb2203	Sb2068
Line	279.079 {121}	257.610 {131}	589.592 { 57}	231.604 {446}	220.353 {453}	206.833 {463}
IS Ref	(Y_3600)	(Y_3600)	(Y_3710)	(Y_2243)	(Y_2243)	(Y_2243)
Units	ppb	ppb	ppb	ppb	ppb	ppb
Avg	**446.2**	**23.86**	**-60.76**	**4.445**	**18.86**	**1.165**
Stddev	5.3	.19	34.27	.196	1.65	.073
%RSD	1.189	.8148	56.40	4.409	8.733	6.297
#1	440.1	23.64	-26.14	4.617	19.22	1.226
#2	449.2	23.95	-94.67	4.232	17.06	1.186
#3	449.3	24.00	-61.48	4.487	20.30	1.084
Check ?	Chk Pass	Chk Pass	Chk Pass	Chk Pass	Chk Pass	Chk Pass
High Limit						
Low Limit						

Sample Name: 460-126925-d-3-c@4 Acquired: 1/24/2017 16:08:10 Type: Unk
Method: BC011117(v9) Mode: CONC Corr. Factor: 1.000000
User: admin Custom ID1: Custom ID2: Custom ID3:
Comment:

Elem	Se196	Tl1908	V_2924	Zn2062	B_2089	Mo2020
Line	196.090 {472}	190.856 {477}	292.402 {115}	206.200 {463}	208.959 {461}	202.030 {467}
IS Ref	(Y_2243)	(Y_2243)	(Y_3600)	(Y_2243)	(Y_2243)	(Y_2243)
Units	ppb	ppb	ppb	ppb	ppb	ppb
Avg	**1.059**	**-2.660**	**43.76**	**50.85**	**4.182**	**1.651**
Stddev	1.772	2.770	.38	.57	.240	.241
%RSD	167.4	104.1	.8763	1.115	5.736	14.57
#1	.3071	-5.732	43.73	50.62	4.410	1.904
#2	3.083	-.3526	43.39	51.50	3.932	1.625
#3	-.2137	-1.896	44.16	50.44	4.203	1.425
Check ?	Chk Pass	Chk Pass	Chk Pass	Chk Pass	Chk Pass	Chk Pass
High Limit						
Low Limit						

Elem	Sn1899	Sr4077	Ti3349	Si2881
Line	189.989 {477}	407.771 { 83}	334.941 {101}	288.158 {117}
IS Ref	(Y_2243)	(Y_3710)	(Y_3600)	(Y_2243)
Units	ppb	ppb	ppb	ppb
Avg	**7.838**	**3.145**	**384.6**	**846.9**
Stddev	.389	.065	.3	15.5
%RSD	4.965	2.065	.0761	1.832
#1	7.844	3.133	384.4	858.2
#2	8.224	3.215	384.3	853.2
#3	7.445	3.087	384.9	829.2
Check ?	Chk Pass	Chk Pass	Chk Pass	Chk Pass
High Limit				
Low Limit				

Int. Std.	Y_2243	Y_3600	Y_3710
Line	224.306 {450}	360.073 { 94}	371.030 { 91}
Units	Cts/S	Cts/S	Cts/S
Avg	**4268.2**	**28204.**	**8729.5**
Stddev	22.5	156.	102.4
%RSD	.52673	.55304	1.1727
#1	4246.6	28310.	8841.4
#2	4266.5	28276.	8640.6
#3	4291.5	28025.	8706.5

Sample Name: 460-126935-a-24-e@4 Acquired: 1/24/2017 16:12:01 Type: Unk
Method: BC011117(v9) Mode: CONC Corr. Factor: 1.000000
User: admin Custom ID1: Custom ID2: Custom ID3:
Comment:

Elem	Al3961	As1890	Ag3280	Ba2335	Be3130	Ca3181
Line	396.152 { 85}	189.042 {478}	328.068 {103}	233.527 {445}	313.042 {108}	318.128 {106}
IS Ref	(Y_3710)	(Y_2243)	(Y_3600)	(Y_2243)	(Y_3710)	(Y_3600)
Units	ppb	ppb	ppb	ppb	ppb	ppb
Avg	**19750.**	**8.984**	**-.9457**	**150.0**	**2.335**	**6623.**
Stddev	60.	.497	.3079	.3	.066	33.
%RSD	.3035	5.533	32.56	.2137	2.836	.4983
#1	19710.	8.674	-1.220	149.9	2.261	6608.
#2	19720.	9.557	-.6126	149.7	2.355	6601.
#3	19820.	8.720	-1.005	150.4	2.389	6661.
Check ?	Chk Pass	Chk Pass	Chk Pass	Chk Pass	Chk Pass	Chk Pass
High Limit						
Low Limit						

Elem	Cd2265	Co2286	Cr2677	Cu3247	Fe2714	K_7664
Line	226.502 {449}	228.616 {447}	267.716 {126}	324.754 {104}	271.441 {124}	766.490 { 44}
IS Ref	(Y_2243)	(Y_2243)	(Y_3600)	(Y_3600)	(Y_3600)	(Y_3710)
Units	ppb	ppb	ppb	ppb	ppb	ppb
Avg	**.1497**	**159.1**	**63.68**	**78.53**	**62750.**	**2961.**
Stddev	.1031	.7	.40	.30	168.	57.
%RSD	68.88	.4374	.6342	.3763	.2674	1.917
#1	.0551	158.5	64.10	78.25	62650.	3026.
#2	.1344	159.0	63.29	78.49	62650.	2923.
#3	.2597	159.9	63.66	78.84	62940.	2934.
Check ?	Chk Pass	Chk Pass	Chk Pass	Chk Pass	Chk Pass	Chk Pass
High Limit						
Low Limit						

Elem	Mg2790	Mn2576	Na5895	Ni2316	Pb2203	Sb2068
Line	279.079 {121}	257.610 {131}	589.592 { 57}	231.604 {446}	220.353 {453}	206.833 {463}
IS Ref	(Y_3600)	(Y_3600)	(Y_3710)	(Y_2243)	(Y_2243)	(Y_2243)
Units	ppb	ppb	ppb	ppb	ppb	ppb
Avg	**7364.**	**557.2**	**268.5**	**1452.**	**13.57**	**.0571**
Stddev	38.	1.8	13.4	9.	1.83	1.907
%RSD	.5169	.3253	4.986	.6291	13.50	3338.
#1	7333.	555.7	265.4	1442.	12.16	1.479
#2	7352.	556.6	257.0	1457.	15.64	-2.110
#3	7407.	559.2	283.2	1459.	12.90	.8023
Check ?	Chk Pass	Chk Pass	Chk Pass	Chk Pass	Chk Pass	Chk Pass
High Limit						
Low Limit						

Sample Name: 460-126935-a-24-e@4 Acquired: 1/24/2017 16:12:01 Type: Unk
Method: BC011117(v9) Mode: CONC Corr. Factor: 1.000000
User: admin Custom ID1: Custom ID2: Custom ID3:
Comment:

Elem	Se196	Tl1908	V_2924	Zn2062	B_2089	Mo2020
Line	196.090 {472}	190.856 {477}	292.402 {115}	206.200 {463}	208.959 {461}	202.030 {467}
IS Ref	(Y_2243)	(Y_2243)	(Y_3600)	(Y_2243)	(Y_2243)	(Y_2243)
Units	ppb	ppb	ppb	ppb	ppb	ppb
Avg	**-1.497**	**-4.336**	**61.22**	**112.2**	**.7451**	**1.982**
Stddev	1.982	1.119	.76	2.1	.3113	.365
%RSD	132.4	25.81	1.244	1.875	41.78	18.43
#1	-.3400	-3.080	60.81	110.2	.6162	1.561
#2	-.3660	-5.228	60.76	112.2	1.100	2.168
#3	-3.786	-4.700	62.10	114.4	.5189	2.216
Check ?	Chk Pass	Chk Pass	Chk Pass	Chk Pass	Chk Pass	Chk Pass
High Limit						
Low Limit						

Elem	Sn1899	Sr4077	Ti3349	Si2881
Line	189.989 {477}	407.771 { 83}	334.941 {101}	288.158 {117}
IS Ref	(Y_2243)	(Y_3710)	(Y_3600)	(Y_2243)
Units	ppb	ppb	ppb	ppb
Avg	**7.224**	**18.73**	**1112.**	**410.8**
Stddev	.625	.22	5.	20.0
%RSD	8.647	1.157	.4391	4.870
#1	6.540	18.51	1109.	389.8
#2	7.369	18.74	1110.	413.0
#3	7.764	18.94	1118.	429.6
Check ?	Chk Pass	Chk Pass	Chk Pass	Chk Pass
High Limit				
Low Limit				

Int. Std.	Y_2243	Y_3600	Y_3710
Line	224.306 {450}	360.073 { 94}	371.030 { 91}
Units	Cts/S	Cts/S	Cts/S
Avg	**4459.0**	**29740.**	**9252.8**
Stddev	21.8	183.	110.8
%RSD	.48942	.61681	1.1970
#1	4469.6	29650.	9138.9
#2	4473.6	29951.	9259.5
#3	4433.9	29619.	9360.1

Sample Name: 460-126935-a-27-e@4 Acquired: 1/24/2017 16:15:43 Type: Unk
Method: BC011117(v9) Mode: CONC Corr. Factor: 1.000000
User: admin Custom ID1: Custom ID2: Custom ID3:
Comment:

Elem	Al3961	As1890	Ag3280	Ba2335	Be3130	Ca3181
Line	396.152 { 85}	189.042 {478}	328.068 {103}	233.527 {445}	313.042 {108}	318.128 {106}
IS Ref	(Y_3710)	(Y_2243)	(Y_3600)	(Y_2243)	(Y_3710)	(Y_3600)
Units	ppb	ppb	ppb	ppb	ppb	ppb
Avg	**22560.**	**7.223**	**-.1652**	**92.10**	**1.405**	**9796.**
Stddev	74.	1.194	.2876	.19	.118	48.
%RSD	.3281	16.54	174.1	.2058	8.389	.4880
#1	22480.	8.451	-.0925	92.09	1.271	9741.
#2	22620.	7.152	.0790	92.30	1.454	9829.
#3	22590.	6.065	-.4822	91.92	1.491	9818.
Check ?	Chk Pass	Chk Pass	Chk Pass	Chk Pass	Chk Pass	Chk Pass
High Limit						
Low Limit						

Elem	Cd2265	Co2286	Cr2677	Cu3247	Fe2714	K_7664
Line	226.502 {449}	228.616 {447}	267.716 {126}	324.754 {104}	271.441 {124}	766.490 { 44}
IS Ref	(Y_2243)	(Y_2243)	(Y_3600)	(Y_3600)	(Y_3600)	(Y_3710)
Units	ppb	ppb	ppb	ppb	ppb	ppb
Avg	**.1022**	**37.52**	**29.97**	**54.84**	**53080.**	**3162.**
Stddev	.1009	.05	.51	.35	90.	60.
%RSD	98.77	.1230	1.716	.6304	.1696	1.891
#1	.2042	37.57	29.96	54.46	52980.	3228.
#2	.0999	37.51	29.46	54.90	53140.	3111.
#3	.0024	37.48	30.49	55.15	53130.	3149.
Check ?	Chk Pass	Chk Pass	Chk Pass	Chk Pass	Chk Pass	Chk Pass
High Limit						
Low Limit						

Elem	Mg2790	Mn2576	Na5895	Ni2316	Pb2203	Sb2068
Line	279.079 {121}	257.610 {131}	589.592 { 57}	231.604 {446}	220.353 {453}	206.833 {463}
IS Ref	(Y_3600)	(Y_3600)	(Y_3710)	(Y_2243)	(Y_2243)	(Y_2243)
Units	ppb	ppb	ppb	ppb	ppb	ppb
Avg	**9261.**	**754.7**	**802.8**	**35.33**	**8.891**	**-1.109**
Stddev	29.	2.4	32.4	.02	1.670	1.728
%RSD	.3156	.3144	4.038	.0647	18.78	155.8
#1	9257.	752.0	797.2	35.32	9.232	-3.067
#2	9292.	755.8	837.6	35.32	10.36	.2011
#3	9234.	756.4	773.5	35.36	7.076	-.4606
Check ?	Chk Pass	Chk Pass	Chk Pass	Chk Pass	Chk Pass	Chk Pass
High Limit						
Low Limit						

Sample Name: 460-126935-a-27-e@4 Acquired: 1/24/2017 16:15:43 Type: Unk
Method: BC011117(v9) Mode: CONC Corr. Factor: 1.000000
User: admin Custom ID1: Custom ID2: Custom ID3:
Comment:

Elem	Se196	Tl1908	V_2924	Zn2062	B_2089	Mo2020
Line	196.090 {472}	190.856 {477}	292.402 {115}	206.200 {463}	208.959 {461}	202.030 {467}
IS Ref	(Y_2243)	(Y_2243)	(Y_3600)	(Y_2243)	(Y_2243)	(Y_2243)
Units	ppb	ppb	ppb	ppb	ppb	ppb
Avg	**-1.436**	**-.5765**	**43.63**	**108.2**	**1.756**	**1.795**
Stddev	1.734	2.802	.51	.8	.261	.379
%RSD	120.7	486.1	1.166	.7093	14.87	21.08
#1	.4956	-1.723	43.09	107.8	1.796	2.135
#2	-2.857	-2.623	43.69	107.8	1.477	1.387
#3	-1.947	2.617	44.11	109.1	1.995	1.863
Check ?	Chk Pass	Chk Pass	Chk Pass	Chk Pass	Chk Pass	Chk Pass
High Limit						
Low Limit						

Elem	Sn1899	Sr4077	Ti3349	Si2881
Line	189.989 {477}	407.771 { 83}	334.941 {101}	288.158 {117}
IS Ref	(Y_2243)	(Y_3710)	(Y_3600)	(Y_2243)
Units	ppb	ppb	ppb	ppb
Avg	**8.550**	**29.36**	**875.6**	**508.9**
Stddev	1.144	.25	1.3	.8
%RSD	13.38	.8409	.1449	.1621
#1	8.865	29.10	874.2	508.1
#2	7.282	29.59	876.8	509.7
#3	9.505	29.41	875.8	508.8
Check ?	Chk Pass	Chk Pass	Chk Pass	Chk Pass
High Limit				
Low Limit				

Int. Std.	Y_2243	Y_3600	Y_3710
Line	224.306 {450}	360.073 { 94}	371.030 { 91}
Units	Cts/S	Cts/S	Cts/S
Avg	**4427.3**	**29623.**	**9220.2**
Stddev	21.6	80.	70.6
%RSD	.48848	.27109	.76561
#1	4408.8	29591.	9199.1
#2	4422.0	29563.	9162.5
#3	4451.1	29714.	9298.9

Sample Name: 460-126935-a-36-e@4 Acquired: 1/24/2017 16:19:28 Type: Unk
Method: BC011117(v9) Mode: CONC Corr. Factor: 1.000000
User: admin Custom ID1: Custom ID2: Custom ID3:
Comment:

Elem	Al3961	As1890	Ag3280	Ba2335	Be3130	Ca3181
Line	396.152 { 85}	189.042 {478}	328.068 {103}	233.527 {445}	313.042 {108}	318.128 {106}
IS Ref	(Y_3710)	(Y_2243)	(Y_3600)	(Y_2243)	(Y_3710)	(Y_3600)
Units	ppb	ppb	ppb	ppb	ppb	ppb
Avg	**74500.**	**25.76**	**15.87**	**317.8**	**4.124**	**33230.**
Stddev	197.	.38	.28	1.4	.023	135.
%RSD	.2647	1.459	1.768	.4339	.5653	.4065
#1	74280.	25.87	15.67	319.1	4.135	33100.
#2	74580.	25.35	16.20	317.8	4.141	33230.
#3	74650.	26.07	15.76	316.4	4.098	33370.
Check ?	Chk Pass	Chk Pass	Chk Pass	Chk Pass	Chk Pass	Chk Pass
High Limit						
Low Limit						

Elem	Cd2265	Co2286	Cr2677	Cu3247	Fe2714	K_7664
Line	226.502 {449}	228.616 {447}	267.716 {126}	324.754 {104}	271.441 {124}	766.490 { 44}
IS Ref	(Y_2243)	(Y_2243)	(Y_3600)	(Y_3600)	(Y_3600)	(Y_3710)
Units	ppb	ppb	ppb	ppb	ppb	ppb
Avg	**1.013**	**167.5**	**317.4**	**197.9**	**131200.**	**2983.**
Stddev	.145	.6	.9	.5	539.	32.
%RSD	14.36	.3556	.2715	.2600	.4110	1.073
#1	.8645	167.7	316.6	198.4	130600.	3011.
#2	1.018	167.9	318.3	197.9	131300.	2948.
#3	1.155	166.8	317.2	197.4	131700.	2990.
Check ?	Chk Pass	Chk Pass	Chk Pass	Chk Pass	Chk Pass	Chk Pass
High Limit						
Low Limit						

Elem	Mg2790	Mn2576	Na5895	Ni2316	Pb2203	Sb2068
Line	279.079 {121}	257.610 {131}	589.592 { 57}	231.604 {446}	220.353 {453}	206.833 {463}
IS Ref	(Y_3600)	(Y_3600)	(Y_3710)	(Y_2243)	(Y_2243)	(Y_2243)
Units	ppb	ppb	ppb	ppb	ppb	ppb
Avg	**12360.**	**1831.**	**540.4**	**1085.**	**78.46**	**-3.556**
Stddev	42.	3.	8.2	1.	2.10	.523
%RSD	.3362	.1791	1.523	.0920	2.677	14.70
#1	12340.	1828.	532.0	1086.	79.84	-3.124
#2	12340.	1832.	548.4	1085.	76.04	-4.137
#3	12410.	1834.	540.7	1084.	79.49	-3.406
Check ?	Chk Pass	Chk Pass	Chk Pass	Chk Pass	Chk Pass	Chk Pass
High Limit						
Low Limit						

Sample Name: 460-126935-a-36-e@4 Acquired: 1/24/2017 16:19:28 Type: Unk
Method: BC011117(v9) Mode: CONC Corr. Factor: 1.000000
User: admin Custom ID1: Custom ID2: Custom ID3:
Comment:

Elem	Se196	Tl1908	V_2924	Zn2062	B_2089	Mo2020
Line	196.090 {472}	190.856 {477}	292.402 {115}	206.200 {463}	208.959 {461}	202.030 {467}
IS Ref	(Y_2243)	(Y_2243)	(Y_3600)	(Y_2243)	(Y_2243)	(Y_2243)
Units	ppb	ppb	ppb	ppb	ppb	ppb
Avg	.4172	-2.921	166.6	473.6	8.214	71.68
Stddev	1.078	.757	.1	3.9	.222	.15
%RSD	258.4	25.91	.0808	.8231	2.696	.2025
#1	-.7167	-3.330	166.5	470.1	8.028	71.66
#2	1.428	-3.384	166.5	473.0	8.459	71.84
#3	.5397	-2.047	166.8	477.8	8.155	71.55
Check ?	Chk Pass	Chk Pass	Chk Pass	Chk Pass	Chk Pass	Chk Pass
High Limit						
Low Limit						

Elem	Sn1899	Sr4077	Ti3349	Si2881
Line	189.989 {477}	407.771 { 83}	334.941 {101}	288.158 {117}
IS Ref	(Y_2243)	(Y_3710)	(Y_3600)	(Y_2243)
Units	ppb	ppb	ppb	ppb
Avg	10.25	165.1	2196.	1176.
Stddev	.27	.4	3.	26.
%RSD	2.654	.2666	.1513	2.247
#1	10.57	164.9	2198.	1206.
#2	10.10	165.6	2198.	1166.
#3	10.09	164.8	2192.	1157.
Check ?	Chk Pass	Chk Pass	Chk Pass	Chk Pass
High Limit				
Low Limit				

Int. Std.	Y_2243	Y_3600	Y_3710
Line	224.306 {450}	360.073 { 94}	371.030 { 91}
Units	Cts/S	Cts/S	Cts/S
Avg	4375.1	29391.	9216.9
Stddev	9.9	56.	91.8
%RSD	.22532	.18899	.99601
#1	4367.9	29425.	9253.1
#2	4386.3	29420.	9285.0
#3	4371.1	29326.	9112.5

Sample Name: 460-126935-a-37-e@4 Acquired: 1/24/2017 16:23:09 Type: Unk
Method: BC011117(v9) Mode: CONC Corr. Factor: 1.000000
User: admin Custom ID1: Custom ID2: Custom ID3:
Comment:

Elem	Al3961	As1890	Ag3280	Ba2335	Be3130	Ca3181
Line	396.152 { 85}	189.042 {478}	328.068 {103}	233.527 {445}	313.042 {108}	318.128 {106}
IS Ref	(Y_3710)	(Y_2243)	(Y_3600)	(Y_2243)	(Y_3710)	(Y_3600)
Units	ppb	ppb	ppb	ppb	ppb	ppb
Avg	**24750.**	**12.28**	**-1.154**	**97.52**	**1.939**	**4907.**
Stddev	120.	.03	.322	.27	.052	37.
%RSD	.4863	.2741	27.89	.2771	2.662	.7609
#1	24610.	12.24	-1.207	97.50	1.923	4930.
#2	24800.	12.31	-.8086	97.80	1.996	4864.
#3	24830.	12.28	-1.445	97.26	1.897	4927.
Check ?	Chk Pass	Chk Pass	Chk Pass	Chk Pass	Chk Pass	Chk Pass
High Limit						
Low Limit						

Elem	Cd2265	Co2286	Cr2677	Cu3247	Fe2714	K_7664
Line	226.502 {449}	228.616 {447}	267.716 {126}	324.754 {104}	271.441 {124}	766.490 { 44}
IS Ref	(Y_2243)	(Y_2243)	(Y_3600)	(Y_3600)	(Y_3600)	(Y_3710)
Units	ppb	ppb	ppb	ppb	ppb	ppb
Avg	**.1451**	**83.64**	**51.02**	**74.13**	**68670.**	**2025.**
Stddev	.0189	.71	.72	.74	85.	34.
%RSD	13.00	.8548	1.410	1.002	.1231	1.665
#1	.1235	82.90	51.60	74.27	68720.	2024.
#2	.1537	84.33	50.21	73.33	68570.	2060.
#3	.1582	83.68	51.23	74.80	68720.	1993.
Check ?	Chk Pass	Chk Pass	Chk Pass	Chk Pass	Chk Pass	Chk Pass
High Limit						
Low Limit						

Elem	Mg2790	Mn2576	Na5895	Ni2316	Pb2203	Sb2068
Line	279.079 {121}	257.610 {131}	589.592 { 57}	231.604 {446}	220.353 {453}	206.833 {463}
IS Ref	(Y_3600)	(Y_3600)	(Y_3710)	(Y_2243)	(Y_2243)	(Y_2243)
Units	ppb	ppb	ppb	ppb	ppb	ppb
Avg	**7411.**	**618.1**	**226.0**	**634.4**	**20.09**	**-1.411**
Stddev	37.	1.4	17.3	6.4	.96	1.491
%RSD	.5042	.2202	7.633	1.014	4.797	105.7
#1	7401.	619.6	240.2	628.0	19.14	-3.067
#2	7379.	617.0	231.0	640.9	21.07	-.9916
#3	7452.	617.6	206.8	634.4	20.08	-.1738
Check ?	Chk Pass	Chk Pass	Chk Pass	Chk Pass	Chk Pass	Chk Pass
High Limit						
Low Limit						

Sample Name: 460-126935-a-37-e@4 Acquired: 1/24/2017 16:23:09 Type: Unk
Method: BC011117(v9) Mode: CONC Corr. Factor: 1.000000
User: admin Custom ID1: Custom ID2: Custom ID3:
Comment:

Elem	Se196	Tl1908	V_2924	Zn2062	B_2089	Mo2020
Line	196.090 {472}	190.856 {477}	292.402 {115}	206.200 {463}	208.959 {461}	202.030 {467}
IS Ref	(Y_2243)	(Y_2243)	(Y_3600)	(Y_2243)	(Y_2243)	(Y_2243)
Units	ppb	ppb	ppb	ppb	ppb	ppb
Avg	**1.768**	**-3.090**	**64.52**	**134.2**	**.2593**	**5.732**
Stddev	1.643	1.849	.74	1.9	.4565	.321
%RSD	92.91	59.83	1.144	1.443	176.1	5.606
#1	2.648	-1.348	63.92	133.0	-.0722	5.828
#2	-.1271	-2.894	64.30	136.4	.7800	5.994
#3	2.784	-5.030	65.35	133.2	.0699	5.373
Check ?	Chk Pass	Chk Pass	Chk Pass	Chk Pass	Chk Pass	Chk Pass
High Limit						
Low Limit						

Elem	Sn1899	Sr4077	Ti3349	Si2881
Line	189.989 {477}	407.771 { 83}	334.941 {101}	288.158 {117}
IS Ref	(Y_2243)	(Y_3710)	(Y_3600)	(Y_2243)
Units	ppb	ppb	ppb	ppb
Avg	**7.435**	**23.69**	**992.8**	**491.1**
Stddev	.474	.13	3.9	25.5
%RSD	6.378	.5458	.3880	5.193
#1	7.287	23.59	997.2	463.9
#2	7.053	23.64	990.4	514.4
#3	7.966	23.83	990.7	494.9
Check ?	Chk Pass	Chk Pass	Chk Pass	Chk Pass
High Limit				
Low Limit				

Int. Std.	Y_2243	Y_3600	Y_3710
Line	224.306 {450}	360.073 { 94}	371.030 { 91}
Units	Cts/S	Cts/S	Cts/S
Avg	**4394.8**	**29105.**	**9031.7**
Stddev	28.9	160.	43.3
%RSD	.65685	.54846	.47939
#1	4366.6	28970.	9059.5
#2	4393.5	29064.	8981.8
#3	4424.3	29281.	9053.8

Sample Name: CCV Acquired: 1/24/2017 16:26:54 Type: QC
Method: BC011117(v9) Mode: CONC Corr. Factor: 1.000000
User: admin Custom ID1: Custom ID2: Custom ID3:
Comment:

Elem	Al3961	As1890	Ag3280	Ba2335	Be3130	Ca3181
Line	396.152 { 85}	189.042 {478}	328.068 {103}	233.527 {445}	313.042 {108}	318.128 {106}
IS Ref	(Y_3710)	(Y_2243)	(Y_3600)	(Y_2243)	(Y_3710)	(Y_3600)
Units	ppb	ppb	ppb	ppb	ppb	ppb
Avg	**122600.**	**2457.**	**1247.**	**9823.**	**935.6**	**120100.**
Stddev	415.	4.	1.	14.	3.0	528.
%RSD	.3382	.1458	.1184	.1387	.3196	.4396
#1	122200.	2459.	1246.	9813.	933.3	120100.
#2	122500.	2459.	1249.	9819.	934.6	120700.
#3	123000.	2453.	1247.	9839.	939.0	119600.
Check ?	Chk Pass	Chk Pass	Chk Pass	Chk Pass	Chk Pass	Chk Pass
Value						
Range						

Elem	Cd2265	Co2286	Cr2677	Cu3247	Fe2714	K_7664
Line	226.502 {449}	228.616 {447}	267.716 {126}	324.754 {104}	271.441 {124}	766.490 { 44}
IS Ref	(Y_2243)	(Y_2243)	(Y_3600)	(Y_3600)	(Y_3600)	(Y_3710)
Units	ppb	ppb	ppb	ppb	ppb	ppb
Avg	**1217.**	**2430.**	**4908.**	**12060.**	**98650.**	**51130.**
Stddev	1.	1.	17.	3.	364.	199.
%RSD	.1213	.0388	.3491	.0266	.3688	.3886
#1	1217.	2430.	4906.	12060.	98640.	50900.
#2	1215.	2429.	4926.	12060.	99010.	51190.
#3	1218.	2431.	4892.	12060.	98290.	51290.
Check ?	Chk Pass	Chk Pass	Chk Pass	Chk Pass	Chk Pass	Chk Pass
Value						
Range						

Elem	Mg2790	Mn2576	Na5895	Ni2316	Pb2203	Sb2068
Line	279.079 {121}	257.610 {131}	589.592 { 57}	231.604 {446}	220.353 {453}	206.833 {463}
IS Ref	(Y_3600)	(Y_3600)	(Y_3710)	(Y_2243)	(Y_2243)	(Y_2243)
Units	ppb	ppb	ppb	ppb	ppb	ppb
Avg	**120100.**	**4947.**	**126700.**	**2480.**	**7440.**	**967.2**
Stddev	647.	16.	584.	3.	9.	3.2
%RSD	.5391	.3141	.4612	.1198	.1186	.3280
#1	120100.	4948.	126200.	2482.	7436.	970.2
#2	120700.	4963.	126600.	2477.	7433.	963.9
#3	119400.	4931.	127300.	2481.	7450.	967.4
Check ?	Chk Pass	Chk Pass	Chk Pass	Chk Pass	Chk Pass	Chk Pass
Value						
Range						

Sample Name: CCV Acquired: 1/24/2017 16:26:54 Type: QC
Method: BC011117(v9) Mode: CONC Corr. Factor: 1.000000
User: admin Custom ID1: Custom ID2: Custom ID3:
Comment:

Elem	Se196	Tl1908	V_2924	Zn2062	B_2089	Mo2020
Line	196.090 {472}	190.856 {477}	292.402 {115}	206.200 {463}	208.959 {461}	202.030 {467}
IS Ref	(Y_2243)	(Y_2243)	(Y_3600)	(Y_2243)	(Y_2243)	(Y_2243)
Units	ppb	ppb	ppb	ppb	ppb	ppb
Avg	**2424.**	**2491.**	**2431.**	**2481.**	**964.5**	**2387.**
Stddev	2.	8.	6.	3.	3.6	3.
%RSD	.0730	.3388	.2613	.1159	.3728	.1201
#1	2424.	2482.	2437.	2478.	961.5	2391.
#2	2422.	2499.	2432.	2482.	968.5	2385.
#3	2426.	2491.	2425.	2484.	963.5	2387.
Check ?	Chk Pass	Chk Pass	Chk Pass	Chk Pass	Chk Pass	Chk Pass
Value						
Range						

Elem	Sn1899	Sr4077	Ti3349	Si2881
Line	189.989 {477}	407.771 { 83}	334.941 {101}	288.158 {117}
IS Ref	(Y_2243)	(Y_3710)	(Y_3600)	(Y_2243)
Units	ppb	ppb	ppb	ppb
Avg	**991.2**	**5037.**	**9868.**	**7970.**
Stddev	1.7	19.	12.	40.
%RSD	.1761	.3864	.1214	.4962
#1	989.3	5022.	9870.	7962.
#2	991.5	5030.	9879.	7936.
#3	992.7	5059.	9856.	8013.
Check ?	Chk Pass	Chk Pass	Chk Pass	None
Value				
Range				

Int. Std.	Y_2243	Y_3600	Y_3710
Line	224.306 {450}	360.073 { 94}	371.030 { 91}
Units	Cts/S	Cts/S	Cts/S
Avg	**3985.0**	**26748.**	**8649.2**
Stddev	13.2	146.	45.8
%RSD	.33056	.54538	.52939
#1	3998.6	26814.	8661.2
#2	3984.1	26580.	8687.9
#3	3972.3	26848.	8598.7

Sample Name: CCB Acquired: 1/24/2017 16:30:22 Type: QC
Method: BC011117(v9) Mode: CONC Corr. Factor: 1.000000
User: admin Custom ID1: Custom ID2: Custom ID3:
Comment:

Elem	Al3961	As1890	Ag3280	Ba2335	Be3130	Ca3181
Line	396.152 { 85}	189.042 {478}	328.068 {103}	233.527 {445}	313.042 {108}	318.128 {106}
IS Ref	(Y_3710)	(Y_2243)	(Y_3600)	(Y_2243)	(Y_3710)	(Y_3600)
Units	ppb	ppb	ppb	ppb	ppb	ppb
Avg	**-1.588**	**1.984**	**.6582**	**.3634**	**-.0192**	**63.69**
Stddev	20.33	1.709	1.239	.1301	.1206	86.05
%RSD	1280.	86.11	188.2	35.80	629.8	135.1
#1	-18.04	.4366	2.044	.5132	.1129	163.0
#2	21.14	1.699	.2703	.2983	-.1237	11.13
#3	-7.870	3.818	-.3399	.2787	-.0467	16.95
Check ?	Chk Pass	Chk Pass	Chk Pass	Chk Pass	Chk Pass	Chk Pass
High Limit						
Low Limit						

Elem	Cd2265	Co2286	Cr2677	Cu3247	Fe2714	K_7664
Line	226.502 {449}	228.616 {447}	267.716 {126}	324.754 {104}	271.441 {124}	766.490 { 44}
IS Ref	(Y_2243)	(Y_2243)	(Y_3600)	(Y_3600)	(Y_3600)	(Y_3710)
Units	ppb	ppb	ppb	ppb	ppb	ppb
Avg	**.0094**	**-.0221**	**1.788**	**3.324**	**48.23**	**33.03**
Stddev	.0157	.1427	3.762	7.857	69.20	62.53
%RSD	166.5	647.1	210.4	236.4	143.5	189.3
#1	.0084	.0831	6.131	12.40	127.8	90.67
#2	.0256	.0353	-.4624	-1.362	14.60	41.88
#3	-.0057	-.1845	-.3053	-1.061	2.271	-33.45
Check ?	Chk Pass	Chk Pass	Chk Pass	Chk Pass	Chk Pass	Chk Pass
High Limit						
Low Limit						

Elem	Mg2790	Mn2576	Na5895	Ni2316	Pb2203	Sb2068
Line	279.079 {121}	257.610 {131}	589.592 { 57}	231.604 {446}	220.353 {453}	206.833 {463}
IS Ref	(Y_3600)	(Y_3600)	(Y_3710)	(Y_2243)	(Y_2243)	(Y_2243)
Units	ppb	ppb	ppb	ppb	ppb	ppb
Avg	**46.05**	**2.190**	**-57.57**	**.2088**	**-.0636**	**.8387**
Stddev	81.87	3.644	17.93	.5266	.3462	.7604
%RSD	177.8	166.4	31.15	252.2	544.6	90.66
#1	140.6	6.397	-57.94	-.2192	.2093	.0832
#2	-1.193	.1326	-39.45	.7968	-.4529	.8291
#3	-1.233	.0409	-75.31	.0488	.0529	1.604
Check ?	Chk Pass	Chk Pass	Chk Pass	Chk Pass	Chk Pass	Chk Pass
High Limit						
Low Limit						

Sample Name: CCB Acquired: 1/24/2017 16:30:22 Type: QC
Method: BC011117(v9) Mode: CONC Corr. Factor: 1.000000
User: admin Custom ID1: Custom ID2: Custom ID3:
Comment:

Elem	Se196	Tl1908	V_2924	Zn2062	B_2089	Mo2020
Line	196.090 {472}	190.856 {477}	292.402 {115}	206.200 {463}	208.959 {461}	202.030 {467}
IS Ref	(Y_2243)	(Y_2243)	(Y_3600)	(Y_2243)	(Y_2243)	(Y_2243)
Units	ppb	ppb	ppb	ppb	ppb	ppb
Avg	**-1.465**	**.3467**	**1.118**	**.6072**	**.7702**	**2.325**
Stddev	3.716	1.622	2.068	.1504	.6662	.725
%RSD	253.6	467.8	185.0	24.77	86.49	31.21
#1	-4.560	2.189	3.460	.7797	1.157	1.894
#2	2.656	-.8648	.3495	.5036	1.153	1.918
#3	-2.493	-.2844	-.4556	.5383	.0010	3.162
Check ?	Chk Pass	Chk Pass	Chk Pass	Chk Pass	Chk Pass	Chk Pass
High Limit						
Low Limit						

Elem	Sn1899	Sr4077	Ti3349	Si2881
Line	189.989 {477}	407.771 { 83}	334.941 {101}	288.158 {117}
IS Ref	(Y_2243)	(Y_3710)	(Y_3600)	(Y_2243)
Units	ppb	ppb	ppb	ppb
Avg	**-.5515**	**.0983**	**4.494**	**-14.57**
Stddev	.1914	.0950	6.107	11.33
%RSD	34.70	96.69	135.9	77.73
#1	-.7676	.2068	11.55	-14.17
#2	-.4832	.0579	.8804	-26.09
#3	-.4036	.0301	1.057	-3.447
Check ?	Chk Pass	Chk Pass	Chk Pass	None
High Limit				
Low Limit				

Int. Std.	Y_2243	Y_3600	Y_3710
Line	224.306 {450}	360.073 { 94}	371.030 { 91}
Units	Cts/S	Cts/S	Cts/S
Avg	**4218.4**	**28117.**	**8602.6**
Stddev	9.3	354.	196.6
%RSD	.21981	1.2574	2.2854
#1	4219.0	28126.	8647.2
#2	4227.4	28467.	8773.0
#3	4208.9	27760.	8387.5

Sample Name: CCVL Acquired: 1/24/2017 16:34:14 Type: QC
Method: BC011117(v9) Mode: CONC Corr. Factor: 1.000000
User: admin Custom ID1: Custom ID2: Custom ID3:
Comment:

Elem	Al3961	As1890	Ag3280	Ba2335	Be3130	Ca3181
Line	396.152 { 85}	189.042 {478}	328.068 {103}	233.527 {445}	313.042 {108}	318.128 {106}
IS Ref	(Y_3710)	(Y_2243)	(Y_3600)	(Y_2243)	(Y_3710)	(Y_3600)
Units	ppb	ppb	ppb	ppb	ppb	ppb
Avg	**192.9**	**16.02**	**10.28**	**200.7**	**1.824**	**4905.**
Stddev	15.1	.53	.29	.1	.105	18.
%RSD	7.836	3.285	2.869	.0573	5.746	.3663
#1	209.7	16.60	10.52	200.6	1.926	4890.
#2	188.7	15.57	9.948	200.7	1.717	4925.
#3	180.3	15.88	10.36	200.8	1.829	4900.
Check ?	Chk Pass	Chk Pass	Chk Pass	Chk Pass	Chk Pass	Chk Pass
Value						
Range						

Elem	Cd2265	Co2286	Cr2677	Cu3247	Fe2714	K_7664
Line	226.502 {449}	228.616 {447}	267.716 {126}	324.754 {104}	271.441 {124}	766.490 { 44}
IS Ref	(Y_2243)	(Y_2243)	(Y_3600)	(Y_3600)	(Y_3600)	(Y_3710)
Units	ppb	ppb	ppb	ppb	ppb	ppb
Avg	**4.008**	**50.35**	**9.428**	**22.39**	**160.8**	**4805.**
Stddev	.076	.30	.423	.78	9.3	77.
%RSD	1.905	.6010	4.487	3.489	5.779	1.600
#1	3.982	50.00	8.988	21.49	157.6	4764.
#2	4.094	50.56	9.465	22.77	171.3	4893.
#3	3.948	50.48	9.831	22.90	153.6	4756.
Check ?	Chk Pass	Chk Pass	Chk Pass	Chk Pass	Chk Pass	Chk Pass
Value						
Range						

Elem	Mg2790	Mn2576	Na5895	Ni2316	Pb2203	Sb2068
Line	279.079 {121}	257.610 {131}	589.592 { 57}	231.604 {446}	220.353 {453}	206.833 {463}
IS Ref	(Y_3600)	(Y_3600)	(Y_3710)	(Y_2243)	(Y_2243)	(Y_2243)
Units	ppb	ppb	ppb	ppb	ppb	ppb
Avg	**4782.**	**15.85**	**4555.**	**41.52**	**10.75**	**18.92**
Stddev	79.	.26	9.	.46	1.31	.42
%RSD	1.646	1.635	.2052	1.105	12.21	2.204
#1	4694.	15.55	4565.	41.26	11.59	19.33
#2	4807.	15.98	4554.	41.26	9.238	18.93
#3	4845.	16.01	4546.	42.05	11.42	18.49
Check ?	Chk Pass	Chk Pass	Chk Pass	Chk Pass	Chk Pass	Chk Pass
Value						
Range						

Sample Name: CCVL Acquired: 1/24/2017 16:34:14 Type: QC
Method: BC011117(v9) Mode: CONC Corr. Factor: 1.000000
User: admin Custom ID1: Custom ID2: Custom ID3:
Comment:

Elem	Se196	Tl1908	V_2924	Zn2062	B_2089	Mo2020
Line	196.090 {472}	190.856 {477}	292.402 {115}	206.200 {463}	208.959 {461}	202.030 {467}
IS Ref	(Y_2243)	(Y_2243)	(Y_3600)	(Y_2243)	(Y_2243)	(Y_2243)
Units	ppb	ppb	ppb	ppb	ppb	ppb
Avg	**16.86**	**20.66**	**49.60**	**31.63**	**46.22**	**18.96**
Stddev	2.96	1.30	1.25	.33	1.15	.18
%RSD	17.53	6.273	2.516	1.057	2.484	.9300
#1	13.52	22.15	48.40	31.51	45.03	18.99
#2	19.13	19.80	49.49	31.37	47.33	18.77
#3	17.94	20.03	50.89	32.01	46.30	19.11
Check ?	Chk Pass	Chk Pass	Chk Pass	Chk Pass	Chk Pass	Chk Pass
Value						
Range						

Elem	Sn1899	Sr4077	Ti3349	Si2881
Line	189.989 {477}	407.771 { 83}	334.941 {101}	288.158 {117}
IS Ref	(Y_2243)	(Y_3710)	(Y_3600)	(Y_2243)
Units	ppb	ppb	ppb	ppb
Avg	**49.43**	**19.92**	**20.26**	F **-20.98**
Stddev	.40	.21	.78	13.70
%RSD	.8171	1.078	3.851	65.32
#1	48.97	19.90	19.45	-34.88
#2	49.70	20.15	20.32	-7.487
#3	49.64	19.72	21.01	-20.56
Check ?	Chk Pass	Chk Pass	Chk Pass	Chk Fail
Value				200.0
Range				-30.50%

Int. Std.	Y_2243	Y_3600	Y_3710
Line	224.306 {450}	360.073 { 94}	371.030 { 91}
Units	Cts/S	Cts/S	Cts/S
Avg	**4175.8**	**27478.**	**8467.9**
Stddev	11.2	256.	84.2
%RSD	.26855	.93000	.99375
#1	4165.0	27352.	8438.4
#2	4187.4	27309.	8402.5
#3	4175.2	27772.	8562.9

Sample Name: 460-126935-a-38-e@4 Acquired: 1/24/2017 16:38:05 Type: Unk
Method: BC011117(v9) Mode: CONC Corr. Factor: 1.000000
User: admin Custom ID1: Custom ID2: Custom ID3:
Comment:

Elem	Al3961	As1890	Ag3280	Ba2335	Be3130	Ca3181
Line	396.152 { 85}	189.042 {478}	328.068 {103}	233.527 {445}	313.042 {108}	318.128 {106}
IS Ref	(Y_3710)	(Y_2243)	(Y_3600)	(Y_2243)	(Y_3710)	(Y_3600)
Units	ppb	ppb	ppb	ppb	ppb	ppb
Avg	**24050.**	**13.65**	**4.257**	**92.13**	**2.731**	**5541.**
Stddev	67.	1.02	.806	.26	.027	54.
%RSD	.2786	7.492	18.93	.2782	.9773	.9797
#1	24030.	12.50	3.601	92.35	2.752	5604.
#2	24120.	14.47	5.157	91.85	2.740	5508.
#3	23990.	13.98	4.013	92.20	2.701	5512.
Check ?	Chk Pass	Chk Pass	Chk Pass	Chk Pass	Chk Pass	Chk Pass
High Limit						
Low Limit						

Elem	Cd2265	Co2286	Cr2677	Cu3247	Fe2714	K_7664
Line	226.502 {449}	228.616 {447}	267.716 {126}	324.754 {104}	271.441 {124}	766.490 { 44}
IS Ref	(Y_2243)	(Y_2243)	(Y_3600)	(Y_3600)	(Y_3600)	(Y_3710)
Units	ppb	ppb	ppb	ppb	ppb	ppb
Avg	**.2035**	**21.11**	**192.1**	**57.79**	**80660.**	**2290.**
Stddev	.1109	.09	2.3	.91	693.	28.
%RSD	54.52	.4246	1.222	1.572	.8586	1.218
#1	.0800	21.05	194.7	58.10	81460.	2322.
#2	.2947	21.21	190.1	58.49	80250.	2275.
#3	.2358	21.06	191.4	56.76	80260.	2273.
Check ?	Chk Pass	Chk Pass	Chk Pass	Chk Pass	Chk Pass	Chk Pass
High Limit						
Low Limit						

Elem	Mg2790	Mn2576	Na5895	Ni2316	Pb2203	Sb2068
Line	279.079 {121}	257.610 {131}	589.592 { 57}	231.604 {446}	220.353 {453}	206.833 {463}
IS Ref	(Y_3600)	(Y_3600)	(Y_3710)	(Y_2243)	(Y_2243)	(Y_2243)
Units	ppb	ppb	ppb	ppb	ppb	ppb
Avg	**7045.**	**542.8**	**230.1**	**87.55**	**18.60**	**-.0466**
Stddev	101.	4.4	14.0	1.34	.40	2.142
%RSD	1.433	.8132	6.086	1.527	2.162	4594.
#1	7149.	547.9	245.0	86.00	18.85	-1.073
#2	7038.	540.5	228.1	88.27	18.82	2.415
#3	6948.	540.0	217.2	88.37	18.14	-1.482
Check ?	Chk Pass	Chk Pass	Chk Pass	Chk Pass	Chk Pass	Chk Pass
High Limit						
Low Limit						

Sample Name: 460-126935-a-38-e@4 Acquired: 1/24/2017 16:38:05 Type: Unk
Method: BC011117(v9) Mode: CONC Corr. Factor: 1.000000
User: admin Custom ID1: Custom ID2: Custom ID3:
Comment:

Elem	Se196	Tl1908	V_2924	Zn2062	B_2089	Mo2020
Line	196.090 {472}	190.856 {477}	292.402 {115}	206.200 {463}	208.959 {461}	202.030 {467}
IS Ref	(Y_2243)	(Y_2243)	(Y_3600)	(Y_2243)	(Y_2243)	(Y_2243)
Units	ppb	ppb	ppb	ppb	ppb	ppb
Avg	**-.8040**	**.0467**	**51.81**	**124.8**	**.5407**	**9.100**
Stddev	1.320	.2429	.14	1.6	1.157	.256
%RSD	164.2	520.4	.2664	1.267	213.9	2.816
#1	.3667	-.1037	51.68	123.0	1.762	9.023
#2	-2.235	.3268	51.96	126.1	-.5392	8.891
#3	-.5441	-.0831	51.80	125.3	.3997	9.386
Check ?	Chk Pass	Chk Pass	Chk Pass	Chk Pass	Chk Pass	Chk Pass
High Limit						
Low Limit						

Elem	Sn1899	Sr4077	Ti3349	Si2881
Line	189.989 {477}	407.771 { 83}	334.941 {101}	288.158 {117}
IS Ref	(Y_2243)	(Y_3710)	(Y_3600)	(Y_2243)
Units	ppb	ppb	ppb	ppb
Avg	**6.682**	**58.83**	**717.8**	**468.2**
Stddev	.525	.13	3.5	18.8
%RSD	7.860	.2238	.4864	4.020
#1	6.159	58.71	721.7	446.5
#2	6.677	58.79	714.9	479.5
#3	7.209	58.97	716.8	478.7
Check ?	Chk Pass	Chk Pass	Chk Pass	Chk Pass
High Limit				
Low Limit				

Int. Std.	Y_2243	Y_3600	Y_3710
Line	224.306 {450}	360.073 { 94}	371.030 { 91}
Units	Cts/S	Cts/S	Cts/S
Avg	**4434.3**	**29670.**	**9235.7**
Stddev	32.8	557.	110.7
%RSD	.74046	1.8773	1.1989
#1	4398.8	29032.	9107.8
#2	4440.4	29919.	9301.5
#3	4463.6	30059.	9297.6

Sample Name: 460-126935-a-42-d@4 Acquired: 1/24/2017 16:41:51 Type: Unk
Method: BC011117(v9) Mode: CONC Corr. Factor: 1.000000
User: admin Custom ID1: Custom ID2: Custom ID3:
Comment:

Elem	Al3961	As1890	Ag3280	Ba2335	Be3130	Ca3181
Line	396.152 { 85}	189.042 {478}	328.068 {103}	233.527 {445}	313.042 {108}	318.128 {106}
IS Ref	(Y_3710)	(Y_2243)	(Y_3600)	(Y_2243)	(Y_3710)	(Y_3600)
Units	ppb	ppb	ppb	ppb	ppb	ppb
Avg	**20640.**	**12.70**	**-1.271**	**183.4**	**1.720**	F **491300.**
Stddev	164.	1.94	.267	.1	.106	3455.
%RSD	.7943	15.27	21.00	.0475	6.169	.7031
#1	20450.	10.62	-1.251	183.4	1.609	489300.
#2	20750.	13.03	-1.547	183.4	1.821	489300.
#3	20730.	14.45	-1.015	183.3	1.730	495300.
Check ?	Chk Pass	Chk Pass	Chk Pass	Chk Pass	Chk Pass	Chk Fail
High Limit						250000.
Low Limit						-200.0

Elem	Cd2265	Co2286	Cr2677	Cu3247	Fe2714	K_7664
Line	226.502 {449}	228.616 {447}	267.716 {126}	324.754 {104}	271.441 {124}	766.490 { 44}
IS Ref	(Y_2243)	(Y_2243)	(Y_3600)	(Y_3600)	(Y_3600)	(Y_3710)
Units	ppb	ppb	ppb	ppb	ppb	ppb
Avg	**.2954**	**16.83**	**27.61**	**26.56**	**48770.**	**6218.**
Stddev	.0147	.12	.47	.94	389.	42.
%RSD	4.982	.7152	1.688	3.547	.7977	.6697
#1	.2983	16.90	27.48	25.50	48370.	6170.
#2	.2794	16.70	28.13	26.91	48790.	6237.
#3	.3084	16.91	27.22	27.28	49140.	6246.
Check ?	Chk Pass	Chk Pass	Chk Pass	Chk Pass	Chk Pass	Chk Pass
High Limit						
Low Limit						

Elem	Mg2790	Mn2576	Na5895	Ni2316	Pb2203	Sb2068
Line	279.079 {121}	257.610 {131}	589.592 { 57}	231.604 {446}	220.353 {453}	206.833 {463}
IS Ref	(Y_3600)	(Y_3600)	(Y_3710)	(Y_2243)	(Y_2243)	(Y_2243)
Units	ppb	ppb	ppb	ppb	ppb	ppb
Avg	**208000.**	**1417.**	**2623.**	**21.83**	**4.604**	**.3704**
Stddev	1833.	8.	58.	.48	1.219	1.722
%RSD	.8813	.5775	2.224	2.184	26.47	464.9
#1	206300.	1409.	2555.	21.35	5.535	-.1294
#2	207900.	1418.	2659.	21.84	3.225	2.287
#3	209900.	1425.	2653.	22.30	5.052	-1.047
Check ?	Chk Pass	Chk Pass	Chk Pass	Chk Pass	Chk Pass	Chk Pass
High Limit						
Low Limit						

Sample Name: 460-126935-a-42-d@4 Acquired: 1/24/2017 16:41:51 Type: Unk
Method: BC011117(v9) Mode: CONC Corr. Factor: 1.000000
User: admin Custom ID1: Custom ID2: Custom ID3:
Comment:

Elem	Se196	Tl1908	V_2924	Zn2062	B_2089	Mo2020
Line	196.090 {472}	190.856 {477}	292.402 {115}	206.200 {463}	208.959 {461}	202.030 {467}
IS Ref	(Y_2243)	(Y_2243)	(Y_3600)	(Y_2243)	(Y_2243)	(Y_2243)
Units	ppb	ppb	ppb	ppb	ppb	ppb
Avg	-3.551	-.0737	42.31	144.1	26.81	1.120
Stddev	1.115	.8602	.59	2.2	.49	.150
%RSD	31.41	1168.	1.389	1.506	1.842	13.41
#1	-2.292	-.9330	42.40	142.4	27.31	1.155
#2	-3.946	.7875	41.69	143.4	26.32	.9549
#3	-4.415	-.0755	42.85	146.6	26.80	1.249
Check ?	Chk Pass	Chk Pass	Chk Pass	Chk Pass	Chk Pass	Chk Pass
High Limit						
Low Limit						

Elem	Sn1899	Sr4077	Ti3349	Si2881
Line	189.989 {477}	407.771 { 83}	334.941 {101}	288.158 {117}
IS Ref	(Y_2243)	(Y_3710)	(Y_3600)	(Y_2243)
Units	ppb	ppb	ppb	ppb
Avg	6.868	1195.	833.9	879.7
Stddev	1.401	4.	1.0	8.0
%RSD	20.40	.2987	.1164	.9127
#1	6.032	1192.	833.9	885.8
#2	6.086	1199.	832.9	870.6
#3	8.485	1194.	834.8	882.7
Check ?	Chk Pass	Chk Pass	Chk Pass	Chk Pass
High Limit				
Low Limit				

Int. Std.	Y_2243	Y_3600	Y_3710
Line	224.306 {450}	360.073 { 94}	371.030 { 91}
Units	Cts/S	Cts/S	Cts/S
Avg	3996.7	27061.	8632.1
Stddev	15.6	130.	83.7
%RSD	.39083	.47877	.96909
#1	3978.9	27163.	8722.0
#2	4002.9	27104.	8617.7
#3	4008.2	26915.	8556.6

Sample Name: 460-126935-a-45-d@4 Acquired: 1/24/2017 16:45:45 Type: Unk
Method: BC011117(v9) Mode: CONC Corr. Factor: 1.000000
User: admin Custom ID1: Custom ID2: Custom ID3:
Comment:

Elem	Al3961	As1890	Ag3280	Ba2335	Be3130	Ca3181
Line	396.152 { 85}	189.042 {478}	328.068 {103}	233.527 {445}	313.042 {108}	318.128 {106}
IS Ref	(Y_3710)	(Y_2243)	(Y_3600)	(Y_2243)	(Y_3710)	(Y_3600)
Units	ppb	ppb	ppb	ppb	ppb	ppb
Avg	**40020.**	**18.41**	**-.9009**	**235.2**	**2.150**	F **377500.**
Stddev	144.	.91	.1261	.7	.086	2074.
%RSD	.3586	4.916	13.99	.2928	4.025	.5494
#1	39930.	19.45	-.7997	234.6	2.139	376100.
#2	40190.	18.00	-1.042	235.0	2.070	379900.
#3	39940.	17.79	-.8608	236.0	2.242	376500.
Check ?	Chk Pass	Chk Pass	Chk Pass	Chk Pass	Chk Pass	Chk Fail
High Limit						250000.
Low Limit						-200.0

Elem	Cd2265	Co2286	Cr2677	Cu3247	Fe2714	K_7664
Line	226.502 {449}	228.616 {447}	267.716 {126}	324.754 {104}	271.441 {124}	766.490 { 44}
IS Ref	(Y_2243)	(Y_2243)	(Y_3600)	(Y_3600)	(Y_3600)	(Y_3710)
Units	ppb	ppb	ppb	ppb	ppb	ppb
Avg	**.1547**	**27.59**	**45.37**	**57.81**	**63400.**	**6367.**
Stddev	.1965	.34	.65	.85	346.	9.
%RSD	127.0	1.223	1.442	1.470	.5460	.1430
#1	.3814	27.54	45.19	57.38	63080.	6375.
#2	.0501	27.95	46.10	58.78	63770.	6369.
#3	.0327	27.28	44.83	57.25	63350.	6357.
Check ?	Chk Pass	Chk Pass	Chk Pass	Chk Pass	Chk Pass	Chk Pass
High Limit						
Low Limit						

Elem	Mg2790	Mn2576	Na5895	Ni2316	Pb2203	Sb2068
Line	279.079 {121}	257.610 {131}	589.592 { 57}	231.604 {446}	220.353 {453}	206.833 {463}
IS Ref	(Y_3600)	(Y_3600)	(Y_3710)	(Y_2243)	(Y_2243)	(Y_2243)
Units	ppb	ppb	ppb	ppb	ppb	ppb
Avg	**22120.**	**1014.**	**1991.**	**34.66**	**30.08**	**6.149**
Stddev	150.	4.	32.	.43	1.02	2.722
%RSD	.6798	.3689	1.584	1.243	3.375	44.27
#1	22060.	1012.	1994.	34.89	29.85	9.282
#2	22300.	1018.	2021.	34.16	29.20	4.363
#3	22020.	1012.	1958.	34.93	31.19	4.802
Check ?	Chk Pass	Chk Pass	Chk Pass	Chk Pass	Chk Pass	Chk Pass
High Limit						
Low Limit						

Sample Name: 460-126935-a-45-d@4 Acquired: 1/24/2017 16:45:45 Type: Unk
Method: BC011117(v9) Mode: CONC Corr. Factor: 1.000000
User: admin Custom ID1: Custom ID2: Custom ID3:
Comment:

Elem	Se196	Tl1908	V_2924	Zn2062	B_2089	Mo2020
Line	196.090 {472}	190.856 {477}	292.402 {115}	206.200 {463}	208.959 {461}	202.030 {467}
IS Ref	(Y_2243)	(Y_2243)	(Y_3600)	(Y_2243)	(Y_2243)	(Y_2243)
Units	ppb	ppb	ppb	ppb	ppb	ppb
Avg	**-1.640**	**.6328**	**63.52**	**163.0**	**45.01**	**2.927**
Stddev	3.338	2.311	.66	.7	.54	.212
%RSD	203.6	365.2	1.045	.4236	1.193	7.255
#1	-.5997	-.9083	62.81	163.1	45.54	2.869
#2	-5.374	3.290	64.13	163.7	44.46	3.163
#3	1.054	-.4830	63.63	162.3	45.03	2.750
Check ?	Chk Pass	Chk Pass	Chk Pass	Chk Pass	Chk Pass	Chk Pass
High Limit						
Low Limit						

Elem	Sn1899	Sr4077	Ti3349	Si2881
Line	189.989 {477}	407.771 { 83}	334.941 {101}	288.158 {117}
IS Ref	(Y_2243)	(Y_3710)	(Y_3600)	(Y_2243)
Units	ppb	ppb	ppb	ppb
Avg	**11.26**	**2213.**	**1213.**	**1821.**
Stddev	.51	6.	3.	12.
%RSD	4.515	.2751	.2550	.6777
#1	11.13	2211.	1211.	1828.
#2	10.83	2220.	1216.	1828.
#3	11.82	2209.	1211.	1807.
Check ?	Chk Pass	Chk Pass	Chk Pass	Chk Pass
High Limit				
Low Limit				

Int. Std.	Y_2243	Y_3600	Y_3710
Line	224.306 {450}	360.073 { 94}	371.030 { 91}
Units	Cts/S	Cts/S	Cts/S
Avg	**4147.0**	**27469.**	**8733.8**
Stddev	3.6	119.	64.5
%RSD	.08689	.43167	.73876
#1	4143.5	27484.	8663.7
#2	4146.7	27344.	8790.7
#3	4150.7	27580.	8747.0

Sample Name: 460-126935-a-54-d@4 Acquired: 1/24/2017 16:49:30 Type: Unk
Method: BC011117(v9) Mode: CONC Corr. Factor: 1.000000
User: admin Custom ID1: Custom ID2: Custom ID3:
Comment:

Elem	Al3961	As1890	Ag3280	Ba2335	Be3130	Ca3181
Line	396.152 { 85}	189.042 {478}	328.068 {103}	233.527 {445}	313.042 {108}	318.128 {106}
IS Ref	(Y_3710)	(Y_2243)	(Y_3600)	(Y_2243)	(Y_3710)	(Y_3600)
Units	ppb	ppb	ppb	ppb	ppb	ppb
Avg	**67200.**	**22.59**	**-2.115**	**234.5**	**3.361**	**43090.**
Stddev	70.	2.19	.610	.8	.046	116.
%RSD	.1035	9.712	28.84	.3520	1.379	.2696
#1	67120.	22.85	-2.051	233.5	3.330	42950.
#2	67260.	20.28	-1.539	235.0	3.339	43170.
#3	67210.	24.65	-2.754	234.8	3.414	43140.
Check ?	Chk Pass	Chk Pass	Chk Pass	Chk Pass	Chk Pass	Chk Pass
High Limit						
Low Limit						

Elem	Cd2265	Co2286	Cr2677	Cu3247	Fe2714	K_7664
Line	226.502 {449}	228.616 {447}	267.716 {126}	324.754 {104}	271.441 {124}	766.490 { 44}
IS Ref	(Y_2243)	(Y_2243)	(Y_3600)	(Y_3600)	(Y_3600)	(Y_3710)
Units	ppb	ppb	ppb	ppb	ppb	ppb
Avg	**.2715**	**93.65**	**147.5**	**62.97**	**112100.**	**4869.**
Stddev	.1009	.72	.3	.20	146.	15.
%RSD	37.17	.7727	.2338	.3166	.1306	.3009
#1	.2455	92.82	147.2	62.96	112000.	4863.
#2	.3828	93.95	147.3	62.77	112300.	4886.
#3	.1861	94.17	147.9	63.17	112000.	4859.
Check ?	Chk Pass	Chk Pass	Chk Pass	Chk Pass	Chk Pass	Chk Pass
High Limit						
Low Limit						

Elem	Mg2790	Mn2576	Na5895	Ni2316	Pb2203	Sb2068
Line	279.079 {121}	257.610 {131}	589.592 { 57}	231.604 {446}	220.353 {453}	206.833 {463}
IS Ref	(Y_3600)	(Y_3600)	(Y_3710)	(Y_2243)	(Y_2243)	(Y_2243)
Units	ppb	ppb	ppb	ppb	ppb	ppb
Avg	**14040.**	**919.4**	**1898.**	**183.7**	**52.43**	**-2.217**
Stddev	41.	1.6	7.	2.0	.76	2.754
%RSD	.2952	.1688	.3606	1.096	1.453	124.2
#1	13990.	917.8	1894.	181.7	52.71	-1.929
#2	14050.	920.9	1895.	183.7	53.02	.3820
#3	14070.	919.4	1906.	185.7	51.57	-5.103
Check ?	Chk Pass	Chk Pass	Chk Pass	Chk Pass	Chk Pass	Chk Pass
High Limit						
Low Limit						

Sample Name: 460-126935-a-54-d@4 Acquired: 1/24/2017 16:49:30 Type: Unk
Method: BC011117(v9) Mode: CONC Corr. Factor: 1.000000
User: admin Custom ID1: Custom ID2: Custom ID3:
Comment:

Elem	Se196	Tl1908	V_2924	Zn2062	B_2089	Mo2020
Line	196.090 {472}	190.856 {477}	292.402 {115}	206.200 {463}	208.959 {461}	202.030 {467}
IS Ref	(Y_2243)	(Y_2243)	(Y_3600)	(Y_2243)	(Y_2243)	(Y_2243)
Units	ppb	ppb	ppb	ppb	ppb	ppb
Avg	**1.068**	**.2985**	**147.6**	**176.7**	**7.151**	**14.97**
Stddev	2.678	3.103	.8	.9	.238	.25
%RSD	250.7	1039.	.5490	.5335	3.331	1.647
#1	-.7741	-3.091	148.1	175.8	6.908	15.22
#2	4.140	.9873	148.0	176.4	7.160	14.73
#3	-.1615	2.999	146.6	177.7	7.384	14.96
Check ?	Chk Pass	Chk Pass	Chk Pass	Chk Pass	Chk Pass	Chk Pass
High Limit						
Low Limit						

Elem	Sn1899	Sr4077	Ti3349	Si2881
Line	189.989 {477}	407.771 { 83}	334.941 {101}	288.158 {117}
IS Ref	(Y_2243)	(Y_3710)	(Y_3600)	(Y_2243)
Units	ppb	ppb	ppb	ppb
Avg	**9.210**	**208.0**	**2015.**	**2083.**
Stddev	.355	.2	1.	61.
%RSD	3.858	.0895	.0655	2.906
#1	8.932	207.8	2014.	2144.
#2	9.610	207.9	2016.	2084.
#3	9.088	208.2	2016.	2023.
Check ?	Chk Pass	Chk Pass	Chk Pass	Chk Pass
High Limit				
Low Limit				

Int. Std.	Y_2243	Y_3600	Y_3710
Line	224.306 {450}	360.073 { 94}	371.030 { 91}
Units	Cts/S	Cts/S	Cts/S
Avg	**4281.4**	**28423.**	**8772.3**
Stddev	13.4	40.	27.9
%RSD	.31413	.14185	.31770
#1	4273.1	28392.	8803.8
#2	4296.9	28409.	8751.0
#3	4274.2	28469.	8762.0

Sample Name: 460-126935-a-55-d@4 Acquired: 1/24/2017 16:53:12 Type: Unk
Method: BC011117(v9) Mode: CONC Corr. Factor: 1.000000
User: admin Custom ID1: Custom ID2: Custom ID3:
Comment:

Elem	Al3961	As1890	Ag3280	Ba2335	Be3130	Ca3181
Line	396.152 { 85}	189.042 {478}	328.068 {103}	233.527 {445}	313.042 {108}	318.128 {106}
IS Ref	(Y_3710)	(Y_2243)	(Y_3600)	(Y_2243)	(Y_3710)	(Y_3600)
Units	ppb	ppb	ppb	ppb	ppb	ppb
Avg	**40150.**	**16.42**	**-1.708**	**212.4**	**2.860**	**9006.**
Stddev	100.	1.11	.376	.6	.153	14.
%RSD	.2488	6.768	21.99	.3024	5.358	.1559
#1	40040.	15.26	-2.142	212.6	2.790	8989.
#2	40240.	16.52	-1.489	211.7	3.036	9013.
#3	40170.	17.48	-1.493	213.0	2.755	9015.
Check ?	Chk Pass	Chk Pass	Chk Pass	Chk Pass	Chk Pass	Chk Pass
High Limit						
Low Limit						

Elem	Cd2265	Co2286	Cr2677	Cu3247	Fe2714	K_7664
Line	226.502 {449}	228.616 {447}	267.716 {126}	324.754 {104}	271.441 {124}	766.490 { 44}
IS Ref	(Y_2243)	(Y_2243)	(Y_3600)	(Y_3600)	(Y_3600)	(Y_3710)
Units	ppb	ppb	ppb	ppb	ppb	ppb
Avg	**.4784**	**179.6**	**168.2**	**77.24**	**94120.**	**3128.**
Stddev	.0312	.3	1.2	.24	188.	69.
%RSD	6.525	.1635	.7107	.3135	.2000	2.203
#1	.4441	179.2	168.9	77.33	94130.	3069.
#2	.5052	179.7	168.9	77.43	93930.	3204.
#3	.4858	179.7	166.8	76.97	94300.	3111.
Check ?	Chk Pass	Chk Pass	Chk Pass	Chk Pass	Chk Pass	Chk Pass
High Limit						
Low Limit						

Elem	Mg2790	Mn2576	Na5895	Ni2316	Pb2203	Sb2068
Line	279.079 {121}	257.610 {131}	589.592 { 57}	231.604 {446}	220.353 {453}	206.833 {463}
IS Ref	(Y_3600)	(Y_3600)	(Y_3710)	(Y_2243)	(Y_2243)	(Y_2243)
Units	ppb	ppb	ppb	ppb	ppb	ppb
Avg	**9571.**	**1373.**	**669.3**	**336.4**	**62.13**	**-1.589**
Stddev	13.	2.	21.3	1.3	1.59	1.075
%RSD	.1321	.1362	3.179	.3771	2.557	67.61
#1	9580.	1371.	649.3	335.4	60.71	-1.356
#2	9557.	1372.	691.6	336.1	61.83	-2.761
#3	9577.	1375.	666.9	337.8	63.85	-.6503
Check ?	Chk Pass	Chk Pass	Chk Pass	Chk Pass	Chk Pass	Chk Pass
High Limit						
Low Limit						

Sample Name: 460-126935-a-55-d@4 Acquired: 1/24/2017 16:53:12 Type: Unk
Method: BC011117(v9) Mode: CONC Corr. Factor: 1.000000
User: admin Custom ID1: Custom ID2: Custom ID3:
Comment:

Elem	Se196	Tl1908	V_2924	Zn2062	B_2089	Mo2020
Line	196.090 {472}	190.856 {477}	292.402 {115}	206.200 {463}	208.959 {461}	202.030 {467}
IS Ref	(Y_2243)	(Y_2243)	(Y_3600)	(Y_2243)	(Y_2243)	(Y_2243)
Units	ppb	ppb	ppb	ppb	ppb	ppb
Avg	**-.6200**	**-4.075**	**142.8**	**198.4**	**2.687**	**20.86**
Stddev	1.886	1.296	.7	.7	.245	.22
%RSD	304.2	31.80	.4726	.3374	9.108	1.040
#1	-2.305	-4.547	142.0	197.7	2.479	21.11
#2	1.417	-5.068	143.0	198.6	2.625	20.75
#3	-.9719	-2.610	143.3	198.9	2.957	20.71
Check ?	Chk Pass	Chk Pass	Chk Pass	Chk Pass	Chk Pass	Chk Pass
High Limit						
Low Limit						

Elem	Sn1899	Sr4077	Ti3349	Si2881
Line	189.989 {477}	407.771 { 83}	334.941 {101}	288.158 {117}
IS Ref	(Y_2243)	(Y_3710)	(Y_3600)	(Y_2243)
Units	ppb	ppb	ppb	ppb
Avg	**9.623**	**42.76**	**1348.**	**598.2**
Stddev	.604	.12	2.	4.4
%RSD	6.271	.2907	.1575	.7426
#1	8.926	42.76	1346.	603.3
#2	9.979	42.89	1350.	595.1
#3	9.965	42.64	1349.	596.2
Check ?	Chk Pass	Chk Pass	Chk Pass	Chk Pass
High Limit				
Low Limit				

Int. Std.	Y_2243	Y_3600	Y_3710
Line	224.306 {450}	360.073 { 94}	371.030 { 91}
Units	Cts/S	Cts/S	Cts/S
Avg	**4434.9**	**29911.**	**9317.0**
Stddev	37.0	164.	54.0
%RSD	.83428	.54845	.57949
#1	4407.9	29730.	9260.9
#2	4477.1	30050.	9321.3
#3	4419.7	29952.	9368.7

Sample Name: 460-126935-a-56-d@4 Acquired: 1/24/2017 16:56:53 Type: Unk
Method: BC011117(v9) Mode: CONC Corr. Factor: 1.000000
User: admin Custom ID1: Custom ID2: Custom ID3:
Comment:

Elem	Al3961	As1890	Ag3280	Ba2335	Be3130	Ca3181
Line	396.152 { 85}	189.042 {478}	328.068 {103}	233.527 {445}	313.042 {108}	318.128 {106}
IS Ref	(Y_3710)	(Y_2243)	(Y_3600)	(Y_2243)	(Y_3710)	(Y_3600)
Units	ppb	ppb	ppb	ppb	ppb	ppb
Avg	**55990.**	**19.60**	**-1.341**	**265.0**	**3.616**	**7225.**
Stddev	79.	2.32	.164	.3	.041	30.
%RSD	.1413	11.86	12.24	.1155	1.139	.4111
#1	55940.	22.26	-1.280	265.2	3.615	7207.
#2	56080.	18.56	-1.216	265.1	3.576	7259.
#3	55940.	17.97	-1.527	264.6	3.658	7209.
Check ?	Chk Pass	Chk Pass	Chk Pass	Chk Pass	Chk Pass	Chk Pass
High Limit						
Low Limit						

Elem	Cd2265	Co2286	Cr2677	Cu3247	Fe2714	K_7664
Line	226.502 {449}	228.616 {447}	267.716 {126}	324.754 {104}	271.441 {124}	766.490 { 44}
IS Ref	(Y_2243)	(Y_2243)	(Y_3600)	(Y_3600)	(Y_3600)	(Y_3710)
Units	ppb	ppb	ppb	ppb	ppb	ppb
Avg	**.3881**	**61.98**	**108.2**	**76.17**	**105300.**	**3610.**
Stddev	.0629	.30	.3	.60	235.	83.
%RSD	16.22	.4827	.2571	.7878	.2228	2.294
#1	.4124	61.71	108.0	76.74	105000.	3516.
#2	.4352	62.30	108.1	76.23	105500.	3669.
#3	.3166	61.92	108.5	75.54	105300.	3646.
Check ?	Chk Pass	Chk Pass	Chk Pass	Chk Pass	Chk Pass	Chk Pass
High Limit						
Low Limit						

Elem	Mg2790	Mn2576	Na5895	Ni2316	Pb2203	Sb2068
Line	279.079 {121}	257.610 {131}	589.592 { 57}	231.604 {446}	220.353 {453}	206.833 {463}
IS Ref	(Y_3600)	(Y_3600)	(Y_3710)	(Y_2243)	(Y_2243)	(Y_2243)
Units	ppb	ppb	ppb	ppb	ppb	ppb
Avg	**10020.**	**2013.**	**1432.**	**272.1**	**54.20**	**-2.122**
Stddev	37.	4.	23.	2.3	.95	2.902
%RSD	.3701	.1815	1.609	.8444	1.744	136.8
#1	9977.	2012.	1448.	269.6	53.49	-4.676
#2	10050.	2017.	1442.	274.2	55.28	1.034
#3	10030.	2010.	1405.	272.4	53.84	-2.724
Check ?	Chk Pass	Chk Pass	Chk Pass	Chk Pass	Chk Pass	Chk Pass
High Limit						
Low Limit						

Sample Name: 460-126935-a-56-d@4 Acquired: 1/24/2017 16:56:53 Type: Unk
Method: BC011117(v9) Mode: CONC Corr. Factor: 1.000000
User: admin Custom ID1: Custom ID2: Custom ID3:
Comment:

Elem	Se196	Tl1908	V_2924	Zn2062	B_2089	Mo2020
Line	196.090 {472}	190.856 {477}	292.402 {115}	206.200 {463}	208.959 {461}	202.030 {467}
IS Ref	(Y_2243)	(Y_2243)	(Y_3600)	(Y_2243)	(Y_2243)	(Y_2243)
Units	ppb	ppb	ppb	ppb	ppb	ppb
Avg	**1.407**	**-2.106**	**118.7**	**216.8**	**2.660**	**9.352**
Stddev	2.871	.307	.3	1.0	.465	.317
%RSD	204.0	14.59	.2545	.4614	17.47	3.392
#1	-1.644	-1.826	118.4	215.8	2.131	9.053
#2	4.055	-2.434	118.9	217.8	2.852	9.320
#3	1.811	-2.058	118.9	216.7	2.998	9.685
Check ?	Chk Pass	Chk Pass	Chk Pass	Chk Pass	Chk Pass	Chk Pass
High Limit						
Low Limit						

Elem	Sn1899	Sr4077	Ti3349	Si2881
Line	189.989 {477}	407.771 { 83}	334.941 {101}	288.158 {117}
IS Ref	(Y_2243)	(Y_3710)	(Y_3600)	(Y_2243)
Units	ppb	ppb	ppb	ppb
Avg	**8.662**	**42.63**	**1436.**	**671.7**
Stddev	.612	.14	2.	12.2
%RSD	7.061	.3357	.1737	1.817
#1	8.758	42.78	1433.	668.7
#2	9.221	42.50	1438.	661.2
#3	8.009	42.60	1436.	685.1
Check ?	Chk Pass	Chk Pass	Chk Pass	Chk Pass
High Limit				
Low Limit				

Int. Std.	Y_2243	Y_3600	Y_3710
Line	224.306 {450}	360.073 { 94}	371.030 { 91}
Units	Cts/S	Cts/S	Cts/S
Avg	**4677.0**	**31180.**	**9529.0**
Stddev	23.6	160.	72.1
%RSD	.50397	.51399	.75674
#1	4649.8	31062.	9453.1
#2	4689.3	31115.	9537.5
#3	4691.9	31362.	9596.6

Sample Name: 460-126935-a-60-d@4 Acquired: 1/24/2017 17:00:36 Type: Unk
Method: BC011117(v9) Mode: CONC Corr. Factor: 1.000000
User: admin Custom ID1: Custom ID2: Custom ID3:
Comment:

Elem	Al3961	As1890	Ag3280	Ba2335	Be3130	Ca3181
Line	396.152 { 85}	189.042 {478}	328.068 {103}	233.527 {445}	313.042 {108}	318.128 {106}
IS Ref	(Y_3710)	(Y_2243)	(Y_3600)	(Y_2243)	(Y_3710)	(Y_3600)
Units	ppb	ppb	ppb	ppb	ppb	ppb
Avg	**5633.**	**7.548**	**4.835**	**59.49**	**.8715**	F **990000.**
Stddev	47.	1.102	1.101	.13	.1094	7192.
%RSD	.8341	14.60	22.77	.2164	12.55	.7265
#1	5579.	8.360	5.043	59.46	.7857	990300.
#2	5664.	6.294	5.818	59.63	.8342	982700.
#3	5655.	7.990	3.645	59.38	.9946	997100.
Check ?	Chk Pass	Chk Pass	Chk Pass	Chk Pass	Chk Pass	Chk Fail
High Limit						250000.
Low Limit						-200.0

Elem	Cd2265	Co2286	Cr2677	Cu3247	Fe2714	K_7664
Line	226.502 {449}	228.616 {447}	267.716 {126}	324.754 {104}	271.441 {124}	766.490 { 44}
IS Ref	(Y_2243)	(Y_2243)	(Y_3600)	(Y_3600)	(Y_3600)	(Y_3710)
Units	ppb	ppb	ppb	ppb	ppb	ppb
Avg	**-.2232**	**31.68**	**12.41**	**33.73**	**25510.**	**3827.**
Stddev	.0925	.33	.28	.29	135.	47.
%RSD	41.47	1.028	2.252	.8535	.5305	1.224
#1	-.2219	31.34	12.73	33.39	25580.	3818.
#2	-.1313	31.98	12.31	33.89	25350.	3878.
#3	-.3164	31.72	12.20	33.90	25590.	3786.
Check ?	Chk Pass	Chk Pass	Chk Pass	Chk Pass	Chk Pass	Chk Pass
High Limit						
Low Limit						

Elem	Mg2790	Mn2576	Na5895	Ni2316	Pb2203	Sb2068
Line	279.079 {121}	257.610 {131}	589.592 { 57}	231.604 {446}	220.353 {453}	206.833 {463}
IS Ref	(Y_3600)	(Y_3600)	(Y_3710)	(Y_2243)	(Y_2243)	(Y_2243)
Units	ppb	ppb	ppb	ppb	ppb	ppb
Avg	F **603200.**	**924.3**	**1029.**	**21.19**	**4.937**	**1.614**
Stddev	1707.	4.3	58.	.48	2.222	1.852
%RSD	.2830	.4690	5.663	2.286	45.00	114.7
#1	605200.	928.4	962.3	21.63	5.346	3.392
#2	602300.	919.8	1053.	21.28	6.925	-.3041
#3	602100.	924.9	1071.	20.67	2.539	1.755
Check ?	Chk Fail	Chk Pass	Chk Pass	Chk Pass	Chk Pass	Chk Pass
High Limit	250000.					
Low Limit	-2000.					

Sample Name: 460-126935-a-60-d@4 Acquired: 1/24/2017 17:00:36 Type: Unk
Method: BC011117(v9) Mode: CONC Corr. Factor: 1.000000
User: admin Custom ID1: Custom ID2: Custom ID3:
Comment:

Elem	Se196	Tl1908	V_2924	Zn2062	B_2089	Mo2020
Line	196.090 {472}	190.856 {477}	292.402 {115}	206.200 {463}	208.959 {461}	202.030 {467}
IS Ref	(Y_2243)	(Y_2243)	(Y_3600)	(Y_2243)	(Y_2243)	(Y_2243)
Units	ppb	ppb	ppb	ppb	ppb	ppb
Avg	**1.626**	**-.3039**	**50.87**	**56.86**	**9.624**	**1.038**
Stddev	2.632	3.708	.60	.46	.392	.459
%RSD	161.9	1220.	1.178	.8037	4.070	44.18
#1	2.446	-2.779	50.29	56.35	9.854	1.549
#2	-1.318	-2.092	51.49	57.00	9.847	.9043
#3	3.751	3.960	50.85	57.24	9.172	.6613
Check ?	Chk Pass	Chk Pass	Chk Pass	Chk Pass	Chk Pass	Chk Pass
High Limit						
Low Limit						

Elem	Sn1899	Sr4077	Ti3349	Si2881
Line	189.989 {477}	407.771 { 83}	334.941 {101}	288.158 {117}
IS Ref	(Y_2243)	(Y_3710)	(Y_3600)	(Y_2243)
Units	ppb	ppb	ppb	ppb
Avg	**4.726**	**253.1**	**437.2**	**1043.**
Stddev	.161	.2	2.1	25.
%RSD	3.412	.0855	.4823	2.444
#1	4.909	253.2	439.6	1071.
#2	4.659	253.3	436.1	1035.
#3	4.608	252.9	435.9	1022.
Check ?	Chk Pass	Chk Pass	Chk Pass	Chk Pass
High Limit				
Low Limit				

Int. Std.	Y_2243	Y_3600	Y_3710
Line	224.306 {450}	360.073 { 94}	371.030 { 91}
Units	Cts/S	Cts/S	Cts/S
Avg	**3860.7**	**26121.**	**8388.1**
Stddev	31.6	279.	63.6
%RSD	.81774	1.0673	.75834
#1	3832.6	25803.	8314.7
#2	3854.6	26322.	8424.1
#3	3894.8	26239.	8425.7

Sample Name: 460-127031-a-2-a@4 Acquired: 1/24/2017 17:04:40 Type: Unk
Method: BC011117(v9) Mode: CONC Corr. Factor: 1.000000
User: admin Custom ID1: Custom ID2: Custom ID3:
Comment:

Elem	Al3961	As1890	Ag3280	Ba2335	Be3130	Ca3181
Line	396.152 { 85}	189.042 {478}	328.068 {103}	233.527 {445}	313.042 {108}	318.128 {106}
IS Ref	(Y_3710)	(Y_2243)	(Y_3600)	(Y_2243)	(Y_3710)	(Y_3600)
Units	ppb	ppb	ppb	ppb	ppb	ppb
Avg	**33540.**	**15.84**	**-.9360**	**275.8**	**2.879**	**82150.**
Stddev	142.	1.79	.4140	.6	.056	82.
%RSD	.4219	11.28	44.22	.2104	1.946	.0995
#1	33420.	17.61	-1.375	276.4	2.890	82060.
#2	33700.	15.85	-.8794	275.3	2.818	82160.
#3	33500.	14.04	-.5533	275.7	2.929	82220.
Check ?	Chk Pass	Chk Pass	Chk Pass	Chk Pass	Chk Pass	Chk Pass
High Limit						
Low Limit						

Elem	Cd2265	Co2286	Cr2677	Cu3247	Fe2714	K_7664
Line	226.502 {449}	228.616 {447}	267.716 {126}	324.754 {104}	271.441 {124}	766.490 { 44}
IS Ref	(Y_2243)	(Y_2243)	(Y_3600)	(Y_3600)	(Y_3600)	(Y_3710)
Units	ppb	ppb	ppb	ppb	ppb	ppb
Avg	**.3775**	**21.58**	**61.93**	**75.02**	**70650.**	**1823.**
Stddev	.0901	.42	.41	.45	88.	29.
%RSD	23.87	1.949	.6549	.5950	.1251	1.598
#1	.3327	21.09	61.53	74.86	70550.	1849.
#2	.3186	21.83	62.34	75.52	70710.	1830.
#3	.4813	21.81	61.92	74.67	70680.	1792.
Check ?	Chk Pass	Chk Pass	Chk Pass	Chk Pass	Chk Pass	Chk Pass
High Limit						
Low Limit						

Elem	Mg2790	Mn2576	Na5895	Ni2316	Pb2203	Sb2068
Line	279.079 {121}	257.610 {131}	589.592 { 57}	231.604 {446}	220.353 {453}	206.833 {463}
IS Ref	(Y_3600)	(Y_3600)	(Y_3710)	(Y_2243)	(Y_2243)	(Y_2243)
Units	ppb	ppb	ppb	ppb	ppb	ppb
Avg	**37310.**	**828.8**	**550.2**	**39.34**	**476.4**	**-.5128**
Stddev	88.	1.1	14.8	.68	6.4	.6552
%RSD	.2364	.1269	2.690	1.732	1.352	127.8
#1	37220.	827.6	565.9	38.76	469.1	-1.188
#2	37300.	829.6	536.5	39.16	479.4	.1201
#3	37400.	829.2	548.2	40.09	480.9	-.4705
Check ?	Chk Pass	Chk Pass	Chk Pass	Chk Pass	Chk Pass	Chk Pass
High Limit						
Low Limit						

Sample Name: 460-127031-a-2-a@4 Acquired: 1/24/2017 17:04:40 Type: Unk
Method: BC011117(v9) Mode: CONC Corr. Factor: 1.000000
User: admin Custom ID1: Custom ID2: Custom ID3:
Comment:

Elem	Se196	Tl1908	V_2924	Zn2062	B_2089	Mo2020
Line	196.090 {472}	190.856 {477}	292.402 {115}	206.200 {463}	208.959 {461}	202.030 {467}
IS Ref	(Y_2243)	(Y_2243)	(Y_3600)	(Y_2243)	(Y_2243)	(Y_2243)
Units	ppb	ppb	ppb	ppb	ppb	ppb
Avg	.7337	.0301	79.53	422.6	4.361	2.019
Stddev	3.330	2.556	.64	6.5	.271	.307
%RSD	453.8	8484.	.7986	1.549	6.212	15.21
#1	3.311	-.0708	78.82	415.3	4.622	1.688
#2	-3.026	-2.474	80.04	424.7	4.081	2.295
#3	1.917	2.635	79.73	427.9	4.382	2.075
Check ?	Chk Pass	Chk Pass	Chk Pass	Chk Pass	Chk Pass	Chk Pass
High Limit						
Low Limit						

Elem	Sn1899	Sr4077	Ti3349	Si2881
Line	189.989 {477}	407.771 { 83}	334.941 {101}	288.158 {117}
IS Ref	(Y_2243)	(Y_3710)	(Y_3600)	(Y_2243)
Units	ppb	ppb	ppb	ppb
Avg	22.60	95.28	968.2	671.4
Stddev	.30	.23	3.1	14.7
%RSD	1.313	.2452	.3254	2.189
#1	22.26	95.01	964.5	662.9
#2	22.77	95.41	970.1	688.4
#3	22.77	95.41	969.9	662.9
Check ?	Chk Pass	Chk Pass	Chk Pass	Chk Pass
High Limit				
Low Limit				

Int. Std.	Y_2243	Y_3600	Y_3710
Line	224.306 {450}	360.073 { 94}	371.030 { 91}
Units	Cts/S	Cts/S	Cts/S
Avg	4403.1	29480.	9058.5
Stddev	12.2	92.	106.3
%RSD	.27627	.31132	1.1735
#1	4411.6	29401.	8972.6
#2	4408.4	29581.	9177.4
#3	4389.1	29457.	9025.5

Sample Name: pds 460-126937-d-1-a Acquired: 1/24/2017 17:08:24 Type: Unk
Method: BC011117(v9) Mode: CONC Corr. Factor: 1.000000
User: admin Custom ID1: Custom ID2: Custom ID3:
Comment:

Elem	Al3961	As1890	Ag3280	Ba2335	Be3130	Ca3181
Line	396.152 { 85}	189.042 {478}	328.068 {103}	233.527 {445}	313.042 {108}	318.128 {106}
IS Ref	(Y_3710)	(Y_2243)	(Y_3600)	(Y_2243)	(Y_3710)	(Y_3600)
Units	ppb	ppb	ppb	ppb	ppb	ppb
Avg	**2231.**	**2230.**	**61.67**	**1977.**	**45.92**	F **264400.**
Stddev	26.	1.	.26	4.	.45	947.
%RSD	1.175	.0499	.4251	.1788	.9741	.3582
#1	2261.	2230.	61.46	1973.	45.40	263400.
#2	2218.	2231.	61.58	1977.	46.16	264500.
#3	2213.	2229.	61.96	1980.	46.19	265300.
Check ?	Chk Pass	Chk Pass	Chk Pass	Chk Pass	Chk Pass	Chk Fail
High Limit						250000.
Low Limit						-200.0

Elem	Cd2265	Co2286	Cr2677	Cu3247	Fe2714	K_7664
Line	226.502 {449}	228.616 {447}	267.716 {126}	324.754 {104}	271.441 {124}	766.490 { 44}
IS Ref	(Y_2243)	(Y_2243)	(Y_3600)	(Y_3600)	(Y_3600)	(Y_3710)
Units	ppb	ppb	ppb	ppb	ppb	ppb
Avg	**46.28**	**467.8**	**196.6**	**274.0**	**3089.**	F **308800.**
Stddev	.23	2.0	1.4	3.3	19.	1587.
%RSD	.5043	.4192	.7233	1.188	.6276	.5138
#1	46.10	467.8	197.7	276.8	3068.	307000.
#2	46.54	469.7	197.1	274.7	3096.	309800.
#3	46.19	465.8	195.0	270.4	3105.	309600.
Check ?	Chk Pass	Chk Pass	Chk Pass	Chk Pass	Chk Pass	Chk Fail
High Limit						100000.
Low Limit						-5000.

Elem	Mg2790	Mn2576	Na5895	Ni2316	Pb2203	Sb2068
Line	279.079 {121}	257.610 {131}	589.592 { 57}	231.604 {446}	220.353 {453}	206.833 {463}
IS Ref	(Y_3600)	(Y_3600)	(Y_3710)	(Y_2243)	(Y_2243)	(Y_2243)
Units	ppb	ppb	ppb	ppb	ppb	ppb
Avg	F **722200.**	**646.5**	F **4727000.**	**473.0**	**467.3**	**555.4**
Stddev	4092.	.6	44560.	2.0	3.1	1.1
%RSD	.5666	.0950	.9428	.4221	.6552	.2064
#1	717600.	646.6	4709000.	474.2	463.8	556.7
#2	723500.	645.8	4694000.	474.1	469.4	554.7
#3	725400.	647.0	4777000.	470.7	468.6	554.7
Check ?	Chk Fail	Chk Pass	Chk Fail	Chk Pass	Chk Pass	Chk Pass
High Limit	250000.		250000.			
Low Limit	-2000.		-5000.			

Sample Name: pds 460-126937-d-1-a Acquired: 1/24/2017 17:08:24 Type: Unk
Method: BC011117(v9) Mode: CONC Corr. Factor: 1.000000
User: admin Custom ID1: Custom ID2: Custom ID3:
Comment:

Elem	Se196	Tl1908	V_2924	Zn2062	B_2089	Mo2020
Line	196.090 {472}	190.856 {477}	292.402 {115}	206.200 {463}	208.959 {461}	202.030 {467}
IS Ref	(Y_2243)	(Y_2243)	(Y_3600)	(Y_2243)	(Y_2243)	(Y_2243)
Units	ppb	ppb	ppb	ppb	ppb	ppb
Avg	**2199.**	**1769.**	**511.7**	**546.0**	F **3158.**	**486.2**
Stddev	21.	37.	2.6	9.6	7.	7.5
%RSD	.9418	2.115	.4986	1.756	.2228	1.541
#1	2184.	1728.	509.6	535.1	3161.	477.7
#2	2223.	1802.	511.1	553.4	3150.	491.7
#3	2191.	1775.	514.6	549.3	3163.	489.1
Check ?	Chk Pass	Chk Pass	Chk Pass	Chk Pass	Chk Fail	Chk Pass
High Limit					2000.	
Low Limit					-50.00	

Elem	Sn1899	Sr4077	Ti3349	Si2881
Line	189.989 {477}	407.771 { 83}	334.941 {101}	288.158 {117}
IS Ref	(Y_2243)	(Y_3710)	(Y_3600)	(Y_2243)
Units	ppb	ppb	ppb	ppb
Avg	**478.1**	**5153.**	**495.1**	**2522.**
Stddev	7.1	25.	2.8	40.
%RSD	1.484	.4807	.5742	1.586
#1	471.3	5125.	493.3	2479.
#2	485.4	5171.	493.5	2558.
#3	477.4	5162.	498.3	2530.
Check ?	Chk Pass	Chk Pass	Chk Pass	Chk Pass
High Limit				
Low Limit				

Int. Std.	Y_2243	Y_3600	Y_3710
Line	224.306 {450}	360.073 { 94}	371.030 { 91}
Units	Cts/S	Cts/S	Cts/S
Avg	**3206.0**	**20991.**	**7473.1**
Stddev	12.5	84.	16.4
%RSD	.38903	.40203	.21971
#1	3220.3	21075.	7481.8
#2	3200.7	20991.	7483.4
#3	3197.1	20906.	7454.2

Sample Name: lcs 460-415922/2-a Acquired: 1/24/2017 17:12:18 Type: QC
Method: BC011117(v9) Mode: CONC Corr. Factor: 1.000000
User: admin Custom ID1: Custom ID2: Custom ID3:
Comment:

Elem	Al3961	As1890	Ag3280	Ba2335	Be3130	Ca3181
Line	396.152 { 85}	189.042 {478}	328.068 {103}	233.527 {445}	313.042 {108}	318.128 {106}
IS Ref	(Y_3710)	(Y_2243)	(Y_3600)	(Y_2243)	(Y_3710)	(Y_3600)
Units	ppb	ppb	ppb	ppb	ppb	ppb
Avg	**1993.**	**1923.**	**49.60**	**2010.**	**46.46**	**19240.**
Stddev	23.	11.	1.43	8.	.12	149.
%RSD	1.177	.5719	2.882	.3960	.2630	.7733
#1	1968.	1913.	50.06	2002.	46.32	19110.
#2	1995.	1935.	48.00	2009.	46.50	19190.
#3	2014.	1920.	50.75	2018.	46.56	19400.
Check ?	Chk Pass	Chk Pass	Chk Pass	Chk Pass	Chk Pass	Chk Pass
Value						
Range						

Elem	Cd2265	Co2286	Cr2677	Cu3247	Fe2714	K_7664
Line	226.502 {449}	228.616 {447}	267.716 {126}	324.754 {104}	271.441 {124}	766.490 { 44}
IS Ref	(Y_2243)	(Y_2243)	(Y_3600)	(Y_3600)	(Y_3600)	(Y_3710)
Units	ppb	ppb	ppb	ppb	ppb	ppb
Avg	**49.90**	**500.7**	**200.8**	**232.8**	**1038.**	**20190.**
Stddev	.18	.9	1.8	2.0	15.	69.
%RSD	.3609	.1860	.8917	.8721	1.445	.3401
#1	49.69	501.8	199.7	232.9	1024.	20110.
#2	50.00	500.0	199.8	230.7	1036.	20210.
#3	50.01	500.3	202.9	234.7	1054.	20240.
Check ?	Chk Pass	Chk Pass	Chk Pass	Chk Pass	Chk Pass	Chk Pass
Value						
Range						

Elem	Mg2790	Mn2576	Na5895	Ni2316	Pb2203	Sb2068
Line	279.079 {121}	257.610 {131}	589.592 { 57}	231.604 {446}	220.353 {453}	206.833 {463}
IS Ref	(Y_3600)	(Y_3600)	(Y_3710)	(Y_2243)	(Y_2243)	(Y_2243)
Units	ppb	ppb	ppb	ppb	ppb	ppb
Avg	**18830.**	**502.9**	**21040.**	**512.2**	**513.1**	**479.1**
Stddev	113.	3.7	256.	2.1	.6	1.6
%RSD	.6023	.7322	1.215	.4016	.1208	.3240
#1	18900.	499.0	21310.	513.4	512.8	479.2
#2	18700.	503.5	21020.	513.4	512.7	477.5
#3	18890.	506.2	20800.	509.9	513.8	480.6
Check ?	Chk Pass	Chk Pass	Chk Pass	Chk Pass	Chk Pass	Chk Pass
Value						
Range						

Sample Name: lcs 460-415922/2-a Acquired: 1/24/2017 17:12:18 Type: QC
Method: BC011117(v9) Mode: CONC Corr. Factor: 1.000000
User: admin Custom ID1: Custom ID2: Custom ID3:
Comment:

Elem	Se196	Tl1908	V_2924	Zn2062	B_2089	Mo2020
Line	196.090 {472}	190.856 {477}	292.402 {115}	206.200 {463}	208.959 {461}	202.030 {467}
IS Ref	(Y_2243)	(Y_2243)	(Y_3600)	(Y_2243)	(Y_2243)	(Y_2243)
Units	ppb	ppb	ppb	ppb	ppb	ppb
Avg	**1883.**	**2056.**	**497.3**	**517.7**	**482.8**	**482.5**
Stddev	11.	18.	4.5	.4	4.0	4.8
%RSD	.5915	.8759	.9138	.0761	.8284	.9870
#1	1881.	2044.	495.6	518.0	479.1	478.5
#2	1873.	2048.	493.9	517.3	482.2	481.3
#3	1895.	2077.	502.5	517.7	487.1	487.8
Check ?	Chk Pass	Chk Pass	Chk Pass	Chk Pass	Chk Pass	Chk Pass
Value						
Range						

Elem	Sn1899	Sr4077	Ti3349	Si2881
Line	189.989 {477}	407.771 { 83}	334.941 {101}	288.158 {117}
IS Ref	(Y_2243)	(Y_3710)	(Y_3600)	(Y_2243)
Units	ppb	ppb	ppb	ppb
Avg	**506.8**	**503.7**	**482.0**	**69.06**
Stddev	6.7	1.7	2.5	20.39
%RSD	1.331	.3395	.5216	29.53
#1	500.4	502.3	479.2	45.70
#2	506.1	505.6	482.5	78.18
#3	513.8	503.1	484.2	83.29
Check ?	Chk Pass	Chk Pass	Chk Pass	None
Value				
Range				

Int. Std.	Y_2243	Y_3600	Y_3710
Line	224.306 {450}	360.073 { 94}	371.030 { 91}
Units	Cts/S	Cts/S	Cts/S
Avg	**4151.4**	**27713.**	**8290.6**
Stddev	27.6	261.	157.9
%RSD	.66565	.94111	1.9047
#1	4183.3	27976.	8296.1
#2	4137.0	27709.	8445.7
#3	4133.9	27454.	8130.0

Sample Name: CCV Acquired: 1/24/2017 17:15:53 Type: QC
Method: BC011117(v9) Mode: CONC Corr. Factor: 1.000000
User: admin Custom ID1: Custom ID2: Custom ID3:
Comment:

Elem	Al3961	As1890	Ag3280	Ba2335	Be3130	Ca3181
Line	396.152 { 85}	189.042 {478}	328.068 {103}	233.527 {445}	313.042 {108}	318.128 {106}
IS Ref	(Y_3710)	(Y_2243)	(Y_3600)	(Y_2243)	(Y_3710)	(Y_3600)
Units	ppb	ppb	ppb	ppb	ppb	ppb
Avg	**123600.**	**2457.**	**1259.**	**9883.**	**931.4**	**120400.**
Stddev	770.	7.	1.	17.	6.0	334.
%RSD	.6231	.2715	.1088	.1732	.6392	.2774
#1	122800.	2450.	1260.	9874.	925.5	120400.
#2	124300.	2458.	1261.	9872.	937.4	120700.
#3	123700.	2463.	1258.	9903.	931.4	120000.
Check ?	Chk Pass	Chk Pass	Chk Pass	Chk Pass	Chk Pass	Chk Pass
Value						
Range						

Elem	Cd2265	Co2286	Cr2677	Cu3247	Fe2714	K_7664
Line	226.502 {449}	228.616 {447}	267.716 {126}	324.754 {104}	271.441 {124}	766.490 { 44}
IS Ref	(Y_2243)	(Y_2243)	(Y_3600)	(Y_3600)	(Y_3600)	(Y_3710)
Units	ppb	ppb	ppb	ppb	ppb	ppb
Avg	**1220.**	**2441.**	**4910.**	**12010.**	**98510.**	**53190.**
Stddev	2.	3.	10.	15.	141.	302.
%RSD	.1365	.1165	.2083	.1250	.1432	.5680
#1	1222.	2438.	4907.	12030.	98500.	52870.
#2	1219.	2442.	4921.	12010.	98650.	53480.
#3	1220.	2443.	4901.	12000.	98370.	53210.
Check ?	Chk Pass	Chk Pass	Chk Pass	Chk Pass	Chk Pass	Chk Pass
Value						
Range						

Elem	Mg2790	Mn2576	Na5895	Ni2316	Pb2203	Sb2068
Line	279.079 {121}	257.610 {131}	589.592 { 57}	231.604 {446}	220.353 {453}	206.833 {463}
IS Ref	(Y_3600)	(Y_3600)	(Y_3710)	(Y_2243)	(Y_2243)	(Y_2243)
Units	ppb	ppb	ppb	ppb	ppb	ppb
Avg	**120800.**	**4941.**	**132000.**	**2485.**	**7473.**	**969.5**
Stddev	447.	7.	700.	3.	12.	6.3
%RSD	.3700	.1517	.5299	.1038	.1602	.6479
#1	121000.	4945.	131300.	2483.	7465.	965.1
#2	121100.	4946.	132700.	2484.	7466.	976.7
#3	120300.	4932.	132000.	2488.	7486.	966.7
Check ?	Chk Pass	Chk Pass	Chk Pass	Chk Pass	Chk Pass	Chk Pass
Value						
Range						

Sample Name: CCV Acquired: 1/24/2017 17:15:53 Type: QC
Method: BC011117(v9) Mode: CONC Corr. Factor: 1.000000
User: admin Custom ID1: Custom ID2: Custom ID3:
Comment:

Elem	Se196	Tl1908	V_2924	Zn2062	B_2089	Mo2020
Line	196.090 {472}	190.856 {477}	292.402 {115}	206.200 {463}	208.959 {461}	202.030 {467}
IS Ref	(Y_2243)	(Y_2243)	(Y_3600)	(Y_2243)	(Y_2243)	(Y_2243)
Units	ppb	ppb	ppb	ppb	ppb	ppb
Avg	**2416.**	**2482.**	**2424.**	**2486.**	**964.1**	**2394.**
Stddev	15.	4.	4.	3.	5.3	4.
%RSD	.6268	.1604	.1494	.1288	.5463	.1849
#1	2398.	2486.	2426.	2490.	958.2	2390.
#2	2424.	2479.	2427.	2484.	966.2	2398.
#3	2425.	2479.	2420.	2485.	968.1	2396.
Check ?	Chk Pass	Chk Pass	Chk Pass	Chk Pass	Chk Pass	Chk Pass
Value						
Range						

Elem	Sn1899	Sr4077	Ti3349	Si2881
Line	189.989 {477}	407.771 { 83}	334.941 {101}	288.158 {117}
IS Ref	(Y_2243)	(Y_3710)	(Y_3600)	(Y_2243)
Units	ppb	ppb	ppb	ppb
Avg	**992.1**	**5140.**	**9916.**	**7523.**
Stddev	5.1	30.	20.	53.
%RSD	.5093	.5793	.2067	.7073
#1	986.3	5107.	9914.	7493.
#2	995.0	5165.	9937.	7491.
#3	995.1	5148.	9897.	7584.
Check ?	Chk Pass	Chk Pass	Chk Pass	None
Value				
Range				

Int. Std.	Y_2243	Y_3600	Y_3710
Line	224.306 {450}	360.073 { 94}	371.030 { 91}
Units	Cts/S	Cts/S	Cts/S
Avg	**3931.8**	**26439.**	**8149.0**
Stddev	9.8	117.	61.3
%RSD	.24817	.44234	.75270
#1	3920.9	26393.	8133.7
#2	3939.8	26351.	8096.8
#3	3934.8	26571.	8216.6

Sample Name: CCB Acquired: 1/24/2017 17:19:21 Type: QC
Method: BC011117(v9) Mode: CONC Corr. Factor: 1.000000
User: admin Custom ID1: Custom ID2: Custom ID3:
Comment:

Elem	Al3961	As1890	Ag3280	Ba2335	Be3130	Ca3181
Line	396.152 { 85}	189.042 {478}	328.068 {103}	233.527 {445}	313.042 {108}	318.128 {106}
IS Ref	(Y_3710)	(Y_2243)	(Y_3600)	(Y_2243)	(Y_3710)	(Y_3600)
Units	ppb	ppb	ppb	ppb	ppb	ppb
Avg	**17.03**	**.6105**	**.5572**	**.4751**	**-.0560**	**42.48**
Stddev	6.29	.7432	.6119	.2109	.0612	40.47
%RSD	36.92	121.7	109.8	44.40	109.3	95.27
#1	22.59	.5431	1.227	.5947	-.1261	89.14
#2	18.28	-.0968	.4185	.5989	-.0134	21.37
#3	10.21	1.385	.0265	.2315	-.0284	16.93
Check ?	Chk Pass	Chk Pass	Chk Pass	Chk Pass	Chk Pass	Chk Pass
High Limit						
Low Limit						

Elem	Cd2265	Co2286	Cr2677	Cu3247	Fe2714	K_7664
Line	226.502 {449}	228.616 {447}	267.716 {126}	324.754 {104}	271.441 {124}	766.490 { 44}
IS Ref	(Y_2243)	(Y_2243)	(Y_3600)	(Y_3600)	(Y_3600)	(Y_3710)
Units	ppb	ppb	ppb	ppb	ppb	ppb
Avg	**.0750**	**-.0066**	**1.056**	**1.268**	**16.64**	**90.66**
Stddev	.0874	.2073	2.215	3.830	34.05	19.71
%RSD	116.6	3154.	209.7	302.1	204.7	21.74
#1	.1142	.1812	3.605	5.678	55.91	107.3
#2	.1360	-.2291	-.0376	-.6400	-4.679	95.71
#3	-.0252	.0282	-.3991	-1.234	-1.315	68.92
Check ?	Chk Pass	Chk Pass	Chk Pass	Chk Pass	Chk Pass	Chk Pass
High Limit						
Low Limit						

Elem	Mg2790	Mn2576	Na5895	Ni2316	Pb2203	Sb2068
Line	279.079 {121}	257.610 {131}	589.592 { 57}	231.604 {446}	220.353 {453}	206.833 {463}
IS Ref	(Y_3600)	(Y_3600)	(Y_3710)	(Y_2243)	(Y_2243)	(Y_2243)
Units	ppb	ppb	ppb	ppb	ppb	ppb
Avg	**22.42**	**1.154**	**163.6**	**.2807**	**-1.280**	**-.7172**
Stddev	33.07	1.792	32.5	.3540	.518	1.352
%RSD	147.5	155.3	19.89	126.1	40.50	188.5
#1	60.60	3.222	150.2	.4801	-1.878	.5991
#2	3.397	.1875	200.7	.4900	-.9731	-2.102
#3	3.260	.0528	140.0	-.1280	-.9877	-.6483
Check ?	Chk Pass	Chk Pass	Chk Pass	Chk Pass	Chk Pass	Chk Pass
High Limit						
Low Limit						

Sample Name: CCB Acquired: 1/24/2017 17:19:21 Type: QC
Method: BC011117(v9) Mode: CONC Corr. Factor: 1.000000
User: admin Custom ID1: Custom ID2: Custom ID3:
Comment:

Elem	Se196	Tl1908	V_2924	Zn2062	B_2089	Mo2020
Line	196.090 {472}	190.856 {477}	292.402 {115}	206.200 {463}	208.959 {461}	202.030 {467}
IS Ref	(Y_2243)	(Y_2243)	(Y_3600)	(Y_2243)	(Y_2243)	(Y_2243)
Units	ppb	ppb	ppb	ppb	ppb	ppb
Avg	**-1.441**	**.5199**	**.6982**	**.8237**	**1.489**	**2.118**
Stddev	1.859	1.407	.7273	.1449	.463	.476
%RSD	129.0	270.7	104.2	17.60	31.06	22.48
#1	-3.273	.6943	1.484	.9604	1.694	1.570
#2	-1.493	1.832	.0495	.8389	1.815	2.362
#3	.4427	-.9665	.5607	.6717	.9599	2.423
Check ?	Chk Pass	Chk Pass	Chk Pass	Chk Pass	Chk Pass	Chk Pass
High Limit						
Low Limit						

Elem	Sn1899	Sr4077	Ti3349	Si2881
Line	189.989 {477}	407.771 { 83}	334.941 {101}	288.158 {117}
IS Ref	(Y_2243)	(Y_3710)	(Y_3600)	(Y_2243)
Units	ppb	ppb	ppb	ppb
Avg	**-.1893**	**.1415**	**2.622**	**-11.51**
Stddev	.8476	.1779	2.750	10.63
%RSD	447.8	125.7	104.9	92.35
#1	-1.035	.2639	5.795	-21.23
#2	-.1939	.2233	.9093	-.1581
#3	.6606	-.0625	1.163	-13.15
Check ?	Chk Pass	Chk Pass	Chk Pass	None
High Limit				
Low Limit				

Int. Std.	Y_2243	Y_3600	Y_3710
Line	224.306 {450}	360.073 { 94}	371.030 { 91}
Units	Cts/S	Cts/S	Cts/S
Avg	**4241.9**	**28399.**	**8436.0**
Stddev	12.8	163.	135.2
%RSD	.30126	.57342	1.6022
#1	4237.5	28239.	8447.4
#2	4232.0	28564.	8565.1
#3	4256.4	28395.	8295.5

Sample Name: CCVL Acquired: 1/24/2017 17:23:13 Type: QC
Method: BC011117(v9) Mode: CONC Corr. Factor: 1.000000
User: admin Custom ID1: Custom ID2: Custom ID3:
Comment:

Elem	Al3961	As1890	Ag3280	Ba2335	Be3130	Ca3181
Line	396.152 { 85}	189.042 {478}	328.068 {103}	233.527 {445}	313.042 {108}	318.128 {106}
IS Ref	(Y_3710)	(Y_2243)	(Y_3600)	(Y_2243)	(Y_3710)	(Y_3600)
Units	ppb	ppb	ppb	ppb	ppb	ppb
Avg	**203.0**	**12.69**	**10.05**	**199.3**	**1.818**	**4840.**
Stddev	6.3	1.24	.83	.3	.034	16.
%RSD	3.116	9.785	8.218	.1664	1.850	.3331
#1	196.1	12.05	9.873	199.6	1.845	4821.
#2	208.5	14.12	9.324	199.3	1.780	4845.
#3	204.4	11.89	10.95	199.0	1.829	4852.
Check ?	Chk Pass	Chk Pass	Chk Pass	Chk Pass	Chk Pass	Chk Pass
Value						
Range						

Elem	Cd2265	Co2286	Cr2677	Cu3247	Fe2714	K_7664
Line	226.502 {449}	228.616 {447}	267.716 {126}	324.754 {104}	271.441 {124}	766.490 { 44}
IS Ref	(Y_2243)	(Y_2243)	(Y_3600)	(Y_3600)	(Y_3600)	(Y_3710)
Units	ppb	ppb	ppb	ppb	ppb	ppb
Avg	**3.987**	**50.49**	**9.477**	**21.77**	**164.7**	**4910.**
Stddev	.027	.21	.220	.69	10.8	36.
%RSD	.6679	.4186	2.323	3.158	6.561	.7231
#1	4.011	50.24	9.706	21.10	152.3	4874.
#2	3.958	50.58	9.458	21.74	172.3	4911.
#3	3.992	50.63	9.266	22.47	169.4	4945.
Check ?	Chk Pass	Chk Pass	Chk Pass	Chk Pass	Chk Pass	Chk Pass
Value						
Range						

Elem	Mg2790	Mn2576	Na5895	Ni2316	Pb2203	Sb2068
Line	279.079 {121}	257.610 {131}	589.592 { 57}	231.604 {446}	220.353 {453}	206.833 {463}
IS Ref	(Y_3600)	(Y_3600)	(Y_3710)	(Y_2243)	(Y_2243)	(Y_2243)
Units	ppb	ppb	ppb	ppb	ppb	ppb
Avg	**4701.**	**15.54**	**4730.**	**42.11**	**10.06**	**18.79**
Stddev	79.	.33	47.	.45	.71	1.85
%RSD	1.680	2.098	.9883	1.058	7.049	9.832
#1	4619.	15.18	4754.	42.05	10.83	16.97
#2	4705.	15.60	4760.	41.70	9.427	20.67
#3	4777.	15.83	4676.	42.58	9.925	18.72
Check ?	Chk Pass	Chk Pass	Chk Pass	Chk Pass	Chk Pass	Chk Pass
Value						
Range						

Sample Name: CCVL Acquired: 1/24/2017 17:23:13 Type: QC
Method: BC011117(v9) Mode: CONC Corr. Factor: 1.000000
User: admin Custom ID1: Custom ID2: Custom ID3:
Comment:

Elem	Se196	Tl1908	V_2924	Zn2062	B_2089	Mo2020
Line	196.090 {472}	190.856 {477}	292.402 {115}	206.200 {463}	208.959 {461}	202.030 {467}
IS Ref	(Y_2243)	(Y_2243)	(Y_3600)	(Y_2243)	(Y_2243)	(Y_2243)
Units	ppb	ppb	ppb	ppb	ppb	ppb
Avg	**17.86**	**19.94**	**49.07**	**31.79**	**47.49**	**19.38**
Stddev	2.62	2.33	.60	.34	.52	.37
%RSD	14.67	11.70	1.227	1.081	1.094	1.913
#1	19.17	20.83	48.37	31.43	46.91	19.15
#2	19.57	17.29	49.42	31.82	47.66	19.18
#3	14.84	21.68	49.41	32.12	47.90	19.81
Check ?	Chk Pass	Chk Pass	Chk Pass	Chk Pass	Chk Pass	Chk Pass
Value						
Range						

Elem	Sn1899	Sr4077	Ti3349	Si2881
Line	189.989 {477}	407.771 { 83}	334.941 {101}	288.158 {117}
IS Ref	(Y_2243)	(Y_3710)	(Y_3600)	(Y_2243)
Units	ppb	ppb	ppb	ppb
Avg	**49.45**	**20.10**	**20.09**	F **3.388**
Stddev	.97	.42	.67	12.93
%RSD	1.958	2.110	3.349	381.6
#1	48.41	19.62	19.43	-10.87
#2	49.59	20.23	20.06	14.34
#3	50.33	20.44	20.78	6.695
Check ?	Chk Pass	Chk Pass	Chk Pass	Chk Fail
Value				200.0
Range				-30.50%

Int. Std.	Y_2243	Y_3600	Y_3710
Line	224.306 {450}	360.073 { 94}	371.030 { 91}
Units	Cts/S	Cts/S	Cts/S
Avg	**4235.0**	**28188.**	**8435.9**
Stddev	18.5	134.	32.8
%RSD	.43756	.47664	.38837
#1	4216.7	28321.	8408.9
#2	4253.8	28053.	8472.4
#3	4234.4	28191.	8426.5

Sample Name: mb 460-415922/1-a Acquired: 1/24/2017 17:27:03 Type: QC
Method: BC011117(v9) Mode: CONC Corr. Factor: 1.000000
User: admin Custom ID1: Custom ID2: Custom ID3:
Comment:

Elem	Al3961	As1890	Ag3280	Ba2335	Be3130	Ca3181
Line	396.152 { 85}	189.042 {478}	328.068 {103}	233.527 {445}	313.042 {108}	318.128 {106}
IS Ref	(Y_3710)	(Y_2243)	(Y_3600)	(Y_2243)	(Y_3710)	(Y_3600)
Units	ppb	ppb	ppb	ppb	ppb	ppb
Avg	**-13.79**	**.1559**	**.0928**	**.0956**	**-.0184**	**18.58**
Stddev	14.30	1.373	.4351	.1544	.1031	3.77
%RSD	103.7	880.8	468.6	161.5	561.9	20.30
#1	-7.072	-.8988	-.3159	-.0713	.0931	19.34
#2	-4.086	-.3423	.5502	.2334	-.0377	14.49
#3	-30.21	1.709	.0442	.1248	-.1104	21.92
Check ?	Chk Pass	Chk Pass	Chk Pass	Chk Pass	Chk Pass	Chk Pass
High Limit						
Low Limit						

Elem	Cd2265	Co2286	Cr2677	Cu3247	Fe2714	K_7664
Line	226.502 {449}	228.616 {447}	267.716 {126}	324.754 {104}	271.441 {124}	766.490 { 44}
IS Ref	(Y_2243)	(Y_2243)	(Y_3600)	(Y_3600)	(Y_3600)	(Y_3710)
Units	ppb	ppb	ppb	ppb	ppb	ppb
Avg	**.0284**	**.0352**	**-.0472**	**-1.141**	**-5.372**	**52.67**
Stddev	.0928	.2249	.3983	.142	6.056	17.42
%RSD	327.3	639.5	843.7	12.46	112.7	33.08
#1	.1328	-.1944	-.5053	-1.038	-11.33	56.60
#2	-.0030	.0449	.2170	-1.081	.7789	33.61
#3	-.0447	.2550	.1466	-1.303	-5.567	67.78
Check ?	Chk Pass	Chk Pass	Chk Pass	Chk Pass	Chk Pass	Chk Pass
High Limit						
Low Limit						

Elem	Mg2790	Mn2576	Na5895	Ni2316	Pb2203	Sb2068
Line	279.079 {121}	257.610 {131}	589.592 { 57}	231.604 {446}	220.353 {453}	206.833 {463}
IS Ref	(Y_3600)	(Y_3600)	(Y_3710)	(Y_2243)	(Y_2243)	(Y_2243)
Units	ppb	ppb	ppb	ppb	ppb	ppb
Avg	**-2.181**	**-.0167**	**61.53**	**.5184**	**-.5078**	**-1.062**
Stddev	3.283	.0646	8.88	.5327	.5302	.691
%RSD	150.5	387.7	14.44	102.8	104.4	65.05
#1	1.576	-.0857	51.59	1.130	-.7024	-.8793
#2	-3.623	-.0067	64.31	.2658	.0922	-.4809
#3	-4.496	.0424	68.69	.1590	-.9132	-1.826
Check ?	Chk Pass	Chk Pass	Chk Pass	Chk Pass	Chk Pass	Chk Pass
High Limit						
Low Limit						

Sample Name: mb 460-415922/1-a Acquired: 1/24/2017 17:27:03 Type: QC
Method: BC011117(v9) Mode: CONC Corr. Factor: 1.000000
User: admin Custom ID1: Custom ID2: Custom ID3:
Comment:

Elem	Se196	Tl1908	V_2924	Zn2062	B_2089	Mo2020
Line	196.090 {472}	190.856 {477}	292.402 {115}	206.200 {463}	208.959 {461}	202.030 {467}
IS Ref	(Y_2243)	(Y_2243)	(Y_3600)	(Y_2243)	(Y_2243)	(Y_2243)
Units	ppb	ppb	ppb	ppb	ppb	ppb
Avg	**-1.986**	**-.9669**	**-.0579**	**.1680**	**.0614**	**-.0549**
Stddev	4.779	3.569	.1340	.0760	.4874	.3822
%RSD	240.7	369.1	231.6	45.21	794.5	696.0
#1	-.1476	-5.070	-.2009	.2214	.4027	-.2220
#2	-7.411	.7498	-.0376	.0810	-.4968	-.3252
#3	1.601	1.420	.0648	.2016	.2782	.3824
Check ?	Chk Pass	Chk Pass	Chk Pass	Chk Pass	Chk Pass	Chk Pass
High Limit						
Low Limit						

Elem	Sn1899	Sr4077	Ti3349	Si2881
Line	189.989 {477}	407.771 { 83}	334.941 {101}	288.158 {117}
IS Ref	(Y_2243)	(Y_3710)	(Y_3600)	(Y_2243)
Units	ppb	ppb	ppb	ppb
Avg	**-.1506**	**.0309**	**-.2118**	**-4.184**
Stddev	.4230	.1715	.1193	26.54
%RSD	280.9	555.4	56.34	634.3
#1	-.4622	.1181	-.1776	.5972
#2	-.3206	.1411	-.1132	19.64
#3	.3309	-.1667	-.3444	-32.79
Check ?	Chk Pass	Chk Pass	Chk Pass	None
High Limit				
Low Limit				

Int. Std.	Y_2243	Y_3600	Y_3710
Line	224.306 {450}	360.073 { 94}	371.030 { 91}
Units	Cts/S	Cts/S	Cts/S
Avg	**4256.4**	**28339.**	**8516.8**
Stddev	13.0	196.	132.3
%RSD	.30590	.69076	1.5531
#1	4267.9	28114.	8364.3
#2	4259.2	28468.	8599.9
#3	4242.3	28435.	8586.3

Sample Name: 460-126937-d-1-c ms Acquired: 1/24/2017 17:30:57 Type: Unk
Method: BC011117(v9) Mode: CONC Corr. Factor: 1.000000
User: admin Custom ID1: Custom ID2: Custom ID3:
Comment:

Elem	Al3961	As1890	Ag3280	Ba2335	Be3130	Ca3181
Line	396.152 { 85}	189.042 {478}	328.068 {103}	233.527 {445}	313.042 {108}	318.128 {106}
IS Ref	(Y_3710)	(Y_2243)	(Y_3600)	(Y_2243)	(Y_3710)	(Y_3600)
Units	ppb	ppb	ppb	ppb	ppb	ppb
Avg	**2244.**	**2254.**	**62.66**	**2006.**	**46.24**	F **257100.**
Stddev	44.	16.	1.01	4.	.13	395.
%RSD	1.951	.7300	1.609	.1886	.2913	.1538
#1	2224.	2235.	61.49	2002.	46.15	257100.
#2	2214.	2259.	63.31	2008.	46.39	256800.
#3	2294.	2267.	63.16	2009.	46.17	257500.
Check ?	Chk Pass	Chk Pass	Chk Pass	Chk Pass	Chk Pass	Chk Fail
High Limit						250000.
Low Limit						-200.0

Elem	Cd2265	Co2286	Cr2677	Cu3247	Fe2714	K_7664
Line	226.502 {449}	228.616 {447}	267.716 {126}	324.754 {104}	271.441 {124}	766.490 { 44}
IS Ref	(Y_2243)	(Y_2243)	(Y_3600)	(Y_3600)	(Y_3600)	(Y_3710)
Units	ppb	ppb	ppb	ppb	ppb	ppb
Avg	**47.15**	**473.8**	**198.4**	**275.1**	**3000.**	F **299200.**
Stddev	.09	2.8	.1	.3	23.	4119.
%RSD	.1968	.5895	.0567	.1110	.7775	1.377
#1	47.14	474.5	198.3	274.9	3010.	295600.
#2	47.24	476.3	198.5	274.9	2973.	298200.
#3	47.05	470.8	198.5	275.4	3016.	303700.
Check ?	Chk Pass	Chk Pass	Chk Pass	Chk Pass	Chk Pass	Chk Fail
High Limit						100000.
Low Limit						-5000.

Elem	Mg2790	Mn2576	Na5895	Ni2316	Pb2203	Sb2068
Line	279.079 {121}	257.610 {131}	589.592 { 57}	231.604 {446}	220.353 {453}	206.833 {463}
IS Ref	(Y_3600)	(Y_3600)	(Y_3710)	(Y_2243)	(Y_2243)	(Y_2243)
Units	ppb	ppb	ppb	ppb	ppb	ppb
Avg	F **698600.**	**650.1**	F **4635000.**	**478.2**	**471.5**	**558.4**
Stddev	4396.	.3	126000.	3.2	6.8	5.2
%RSD	.6293	.0415	2.719	.6626	1.434	.9271
#1	693700.	650.0	4503000.	480.5	473.8	563.0
#2	700300.	650.4	4648000.	479.5	476.8	552.8
#3	701900.	650.0	4754000.	474.6	463.9	559.5
Check ?	Chk Fail	Chk Pass	Chk Fail	Chk Pass	Chk Pass	Chk Pass
High Limit	250000.		250000.			
Low Limit	-2000.		-5000.			

Sample Name: 460-126937-d-1-c ms Acquired: 1/24/2017 17:30:57 Type: Unk
Method: BC011117(v9) Mode: CONC Corr. Factor: 1.000000
User: admin Custom ID1: Custom ID2: Custom ID3:
Comment:

Elem	Se196	Tl1908	V_2924	Zn2062	B_2089	Mo2020
Line	196.090 {472}	190.856 {477}	292.402 {115}	206.200 {463}	208.959 {461}	202.030 {467}
IS Ref	(Y_2243)	(Y_2243)	(Y_3600)	(Y_2243)	(Y_2243)	(Y_2243)
Units	ppb	ppb	ppb	ppb	ppb	ppb
Avg	2197.	1762.	516.7	546.5	F 3086.	490.0
Stddev	9.	3.	3.3	1.7	18.	2.0
%RSD	.4214	.1870	.6402	.3021	.5688	.4096
#1	2189.	1763.	520.5	547.9	3070.	489.9
#2	2196.	1758.	514.5	544.7	3083.	488.0
#3	2207.	1764.	515.2	547.0	3105.	492.0
Check ?	Chk Pass	Chk Pass	Chk Pass	Chk Pass	Chk Fail	Chk Pass
High Limit					2000.	
Low Limit					-50.00	

Elem	Sn1899	Sr4077	Ti3349	Si2881
Line	189.989 {477}	407.771 { 83}	334.941 {101}	288.158 {117}
IS Ref	(Y_2243)	(Y_3710)	(Y_3600)	(Y_2243)
Units	ppb	ppb	ppb	ppb
Avg	479.8	4981.	501.4	2392.
Stddev	.9	64.	2.2	9.
%RSD	.1820	1.282	.4296	.3960
#1	480.4	4937.	499.3	2402.
#2	478.8	4952.	501.2	2391.
#3	480.1	5054.	503.6	2383.
Check ?	Chk Pass	Chk Pass	Chk Pass	Chk Pass
High Limit				
Low Limit				

Int. Std.	Y_2243	Y_3600	Y_3710
Line	224.306 {450}	360.073 { 94}	371.030 { 91}
Units	Cts/S	Cts/S	Cts/S
Avg	3216.6	21007.	7435.0
Stddev	7.7	77.	115.3
%RSD	.23878	.36546	1.5506
#1	3210.2	20919.	7567.1
#2	3214.3	21054.	7382.6
#3	3225.1	21049.	7355.2

Sample Name: 460-126937-d-1-b du Acquired: 1/24/2017 17:34:50 Type: Unk
Method: BC011117(v9) Mode: CONC Corr. Factor: 1.000000
User: admin Custom ID1: Custom ID2: Custom ID3:
Comment:

Elem	Al3961	As1890	Ag3280	Ba2335	Be3130	Ca3181
Line	396.152 { 85}	189.042 {478}	328.068 {103}	233.527 {445}	313.042 {108}	318.128 {106}
IS Ref	(Y_3710)	(Y_2243)	(Y_3600)	(Y_2243)	(Y_3710)	(Y_3600)
Units	ppb	ppb	ppb	ppb	ppb	ppb
Avg	**97.06**	**4.793**	**.3165**	**44.13**	**-.0305**	**245100.**
Stddev	31.01	4.907	1.114	.28	.0632	908.
%RSD	31.95	102.4	352.0	.6417	207.4	.3704
#1	61.65	5.476	.0648	43.99	.0421	245500.
#2	110.1	-.4202	1.535	43.96	-.0733	245800.
#3	119.4	9.323	-.6502	44.46	-.0602	244100.
Check ?	Chk Pass	Chk Pass	Chk Pass	Chk Pass	Chk Pass	Chk Pass
High Limit						
Low Limit						

Elem	Cd2265	Co2286	Cr2677	Cu3247	Fe2714	K_7664
Line	226.502 {449}	228.616 {447}	267.716 {126}	324.754 {104}	271.441 {124}	766.490 { 44}
IS Ref	(Y_2243)	(Y_2243)	(Y_3600)	(Y_3600)	(Y_3600)	(Y_3710)
Units	ppb	ppb	ppb	ppb	ppb	ppb
Avg	**.1144**	**-.5990**	**-.6550**	**5.307**	**2108.**	F **287400.**
Stddev	.0675	.3218	.7489	.306	13.	3523.
%RSD	59.01	53.73	114.3	5.761	.6352	1.226
#1	.0939	-.3183	-1.144	4.991	2100.	283300.
#2	.0595	-.5284	.2071	5.328	2123.	289200.
#3	.1897	-.9502	-1.028	5.601	2100.	289700.
Check ?	Chk Pass	Chk Pass	Chk Pass	Chk Pass	Chk Pass	Chk Fail
High Limit						100000.
Low Limit						-5000.

Elem	Mg2790	Mn2576	Na5895	Ni2316	Pb2203	Sb2068
Line	279.079 {121}	257.610 {131}	589.592 { 57}	231.604 {446}	220.353 {453}	206.833 {463}
IS Ref	(Y_3600)	(Y_3600)	(Y_3710)	(Y_2243)	(Y_2243)	(Y_2243)
Units	ppb	ppb	ppb	ppb	ppb	ppb
Avg	F **699800.**	**157.8**	F **4798000.**	**4.548**	**-.7586**	**9.423**
Stddev	5110.	1.3	17030.	.417	.5521	1.731
%RSD	.7302	.8290	.3549	9.166	72.78	18.37
#1	702600.	156.3	4799000.	4.941	-.3686	11.26
#2	703000.	158.4	4815000.	4.593	-1.390	7.825
#3	693900.	158.6	4781000.	4.110	-.5168	9.182
Check ?	Chk Fail	Chk Pass	Chk Fail	Chk Pass	Chk Pass	Chk Pass
High Limit	250000.		250000.			
Low Limit	-2000.		-5000.			

Sample Name: 460-126937-d-1-b du Acquired: 1/24/2017 17:34:50 Type: Unk
Method: BC011117(v9) Mode: CONC Corr. Factor: 1.000000
User: admin Custom ID1: Custom ID2: Custom ID3:
Comment:

Elem	Se196	Tl1908	V_2924	Zn2062	B_2089	Mo2020
Line	196.090 {472}	190.856 {477}	292.402 {115}	206.200 {463}	208.959 {461}	202.030 {467}
IS Ref	(Y_2243)	(Y_2243)	(Y_3600)	(Y_2243)	(Y_2243)	(Y_2243)
Units	ppb	ppb	ppb	ppb	ppb	ppb
Avg	.9132	2.897	1.491	37.41	F 2692.	6.969
Stddev	4.656	1.987	.163	.17	10.	.275
%RSD	509.8	68.57	10.91	.4565	.3835	3.947
#1	4.513	2.229	1.327	37.45	2688.	7.150
#2	2.570	5.132	1.652	37.23	2704.	6.653
#3	-4.344	1.331	1.492	37.56	2684.	7.105
Check ?	Chk Pass	Chk Pass	Chk Pass	Chk Pass	Chk Fail	Chk Pass
High Limit					2000.	
Low Limit					-50.00	

Elem	Sn1899	Sr4077	Ti3349	Si2881
Line	189.989 {477}	407.771 { 83}	334.941 {101}	288.158 {117}
IS Ref	(Y_2243)	(Y_3710)	(Y_3600)	(Y_2243)
Units	ppb	ppb	ppb	ppb
Avg	-.9637	4632.	7.194	2453.
Stddev	.6428	46.	.072	61.
%RSD	66.70	.9924	1.003	2.478
#1	-.3752	4579.	7.263	2419.
#2	-1.650	4655.	7.119	2416.
#3	-.8663	4662.	7.202	2523.
Check ?	Chk Pass	Chk Pass	Chk Pass	Chk Pass
High Limit				
Low Limit				

Int. Std.	Y_2243	Y_3600	Y_3710
Line	224.306 {450}	360.073 { 94}	371.030 { 91}
Units	Cts/S	Cts/S	Cts/S
Avg	3201.6	20928.	7432.4
Stddev	6.0	130.	82.3
%RSD	.18691	.62126	1.1070
#1	3198.0	20805.	7459.7
#2	3208.5	20914.	7339.9
#3	3198.3	21064.	7497.5

Sample Name: 460-126937-d-1-a Acquired: 1/24/2017 17:38:57 Type: Unk
Method: BC011117(v9) Mode: CONC Corr. Factor: 1.000000
User: admin Custom ID1: Custom ID2: Custom ID3:
Comment:

Elem	Al3961	As1890	Ag3280	Ba2335	Be3130	Ca3181
Line	396.152 { 85}	189.042 {478}	328.068 {103}	233.527 {445}	313.042 {108}	318.128 {106}
IS Ref	(Y_3710)	(Y_2243)	(Y_3600)	(Y_2243)	(Y_3710)	(Y_3600)
Units	ppb	ppb	ppb	ppb	ppb	ppb
Avg	**104.0**	**5.349**	**.4718**	**44.44**	**-.0614**	F **252800.**
Stddev	16.4	1.924	.4813	.22	.1015	2634.
%RSD	15.80	35.96	102.0	.4944	165.3	1.042
#1	90.85	4.322	-.0740	44.21	-.0382	250900.
#2	98.65	4.158	.8355	44.47	.0264	251700.
#3	122.4	7.568	.6539	44.65	-.1725	255800.
Check ?	Chk Pass	Chk Pass	Chk Pass	Chk Pass	Chk Pass	Chk Fail
High Limit						250000.
Low Limit						-200.0

Elem	Cd2265	Co2286	Cr2677	Cu3247	Fe2714	K_7664
Line	226.502 {449}	228.616 {447}	267.716 {126}	324.754 {104}	271.441 {124}	766.490 { 44}
IS Ref	(Y_2243)	(Y_2243)	(Y_3600)	(Y_3600)	(Y_3600)	(Y_3710)
Units	ppb	ppb	ppb	ppb	ppb	ppb
Avg	**.1250**	**-.2289**	**-.9140**	**5.504**	**2175.**	F **294600.**
Stddev	.0540	.0368	.3275	.281	32.	3193.
%RSD	43.18	16.10	35.83	5.106	1.493	1.084
#1	.1482	-.2383	-1.207	5.654	2173.	291400.
#2	.1634	-.2601	-.5605	5.179	2143.	294800.
#3	.0633	-.1883	-.9743	5.678	2208.	297800.
Check ?	Chk Pass	Chk Pass	Chk Pass	Chk Pass	Chk Pass	Chk Fail
High Limit						100000.
Low Limit						-5000.

Elem	Mg2790	Mn2576	Na5895	Ni2316	Pb2203	Sb2068
Line	279.079 {121}	257.610 {131}	589.592 { 57}	231.604 {446}	220.353 {453}	206.833 {463}
IS Ref	(Y_3600)	(Y_3600)	(Y_3710)	(Y_2243)	(Y_2243)	(Y_2243)
Units	ppb	ppb	ppb	ppb	ppb	ppb
Avg	F **719600.**	**161.8**	F **4811000.**	**4.340**	**.3409**	**7.484**
Stddev	6077.	.8	76520.	.706	1.488	4.855
%RSD	.8445	.5236	1.590	16.26	436.4	64.87
#1	713900.	161.7	4829000.	3.863	-.7775	1.889
#2	718700.	161.1	4728000.	4.006	2.029	10.58
#3	726000.	162.7	4878000.	5.150	-.2291	9.982
Check ?	Chk Fail	Chk Pass	Chk Fail	Chk Pass	Chk Pass	Chk Pass
High Limit	250000.		250000.			
Low Limit	-2000.		-5000.			

Sample Name: 460-126937-d-1-a Acquired: 1/24/2017 17:38:57 Type: Unk
Method: BC011117(v9) Mode: CONC Corr. Factor: 1.000000
User: admin Custom ID1: Custom ID2: Custom ID3:
Comment:

Elem	Se196	Tl1908	V_2924	Zn2062	B_2089	Mo2020
Line	196.090 {472}	190.856 {477}	292.402 {115}	206.200 {463}	208.959 {461}	202.030 {467}
IS Ref	(Y_2243)	(Y_2243)	(Y_3600)	(Y_2243)	(Y_2243)	(Y_2243)
Units	ppb	ppb	ppb	ppb	ppb	ppb
Avg	**-2.320**	**.7524**	**1.810**	**37.73**	F **2753.**	**7.151**
Stddev	1.616	3.479	.199	.46	3.	.352
%RSD	69.68	462.4	10.97	1.217	.1235	4.927
#1	-2.309	.4936	1.784	37.42	2750.	6.860
#2	-3.941	-2.590	1.626	37.52	2756.	7.543
#3	-.7088	4.354	2.021	38.26	2753.	7.051
Check ?	Chk Pass	Chk Pass	Chk Pass	Chk Pass	Chk Fail	Chk Pass
High Limit					2000.	
Low Limit					-50.00	

Elem	Sn1899	Sr4077	Ti3349	Si2881
Line	189.989 {477}	407.771 { 83}	334.941 {101}	288.158 {117}
IS Ref	(Y_2243)	(Y_3710)	(Y_3600)	(Y_2243)
Units	ppb	ppb	ppb	ppb
Avg	**-.2549**	**4702.**	**7.060**	**2466.**
Stddev	1.013	29.	.368	10.
%RSD	397.4	.6072	5.215	.4111
#1	-1.329	4671.	6.877	2477.
#2	.6832	4709.	6.820	2456.
#3	-.1187	4727.	7.484	2466.
Check ?	Chk Pass	Chk Pass	Chk Pass	Chk Pass
High Limit				
Low Limit				

Int. Std.	Y_2243	Y_3600	Y_3710
Line	224.306 {450}	360.073 { 94}	371.030 { 91}
Units	Cts/S	Cts/S	Cts/S
Avg	**3211.0**	**20741.**	**7350.3**
Stddev	12.5	154.	124.5
%RSD	.38948	.74229	1.6940
#1	3197.3	20798.	7492.4
#2	3221.9	20859.	7298.3
#3	3213.7	20567.	7260.2

Sample Name: sd 460-126937-d-1-a Acquired: 1/24/2017 17:43:02 Type: Unk
Method: BC011117(v9) Mode: CONC Corr. Factor: 1.000000
User: admin Custom ID1: Custom ID2: Custom ID3:
Comment:

Elem	Al3961	As1890	Ag3280	Ba2335	Be3130	Ca3181
Line	396.152 { 85}	189.042 {478}	328.068 {103}	233.527 {445}	313.042 {108}	318.128 {106}
IS Ref	(Y_3710)	(Y_2243)	(Y_3600)	(Y_2243)	(Y_3710)	(Y_3600)
Units	ppb	ppb	ppb	ppb	ppb	ppb
Avg	**15.72**	**2.656**	**.2441**	**8.755**	**-.0421**	**50140.**
Stddev	6.82	1.478	.4822	.126	.0641	221.
%RSD	43.40	55.63	197.6	1.440	152.4	.4401
#1	11.81	3.114	.7406	8.891	-.1042	50390.
#2	23.59	1.004	-.2225	8.732	-.0460	49970.
#3	11.74	3.850	.2141	8.642	.0239	50070.
Check ?	Chk Pass	Chk Pass	Chk Pass	Chk Pass	Chk Pass	Chk Pass
High Limit						
Low Limit						

Elem	Cd2265	Co2286	Cr2677	Cu3247	Fe2714	K_7664
Line	226.502 {449}	228.616 {447}	267.716 {126}	324.754 {104}	271.441 {124}	766.490 { 44}
IS Ref	(Y_2243)	(Y_2243)	(Y_3600)	(Y_3600)	(Y_3600)	(Y_3710)
Units	ppb	ppb	ppb	ppb	ppb	ppb
Avg	**.0491**	**-.3708**	**-.4119**	**1.444**	**425.3**	**54940.**
Stddev	.1188	.3120	.2703	.394	10.3	290.
%RSD	242.0	84.12	65.62	27.31	2.426	.5279
#1	.1855	-.1295	-.1027	1.186	436.7	54610.
#2	-.0313	-.7231	-.5296	1.898	422.5	55100.
#3	-.0069	-.2599	-.6034	1.248	416.6	55130.
Check ?	Chk Pass	Chk Pass	Chk Pass	Chk Pass	Chk Pass	Chk Pass
High Limit						
Low Limit						

Elem	Mg2790	Mn2576	Na5895	Ni2316	Pb2203	Sb2068
Line	279.079 {121}	257.610 {131}	589.592 { 57}	231.604 {446}	220.353 {453}	206.833 {463}
IS Ref	(Y_3600)	(Y_3600)	(Y_3710)	(Y_2243)	(Y_2243)	(Y_2243)
Units	ppb	ppb	ppb	ppb	ppb	ppb
Avg	**143700.**	**32.38**	F **1220000.**	**1.137**	**-.4722**	**.6457**
Stddev	712.	.09	9740.	.278	.7330	2.653
%RSD	.4956	.2762	.7982	24.42	155.2	410.8
#1	144400.	32.30	1215000.	.8186	-.6336	.9958
#2	142900.	32.35	1215000.	1.330	.3281	3.106
#3	143800.	32.48	1232000.	1.261	-1.111	-2.165
Check ?	Chk Pass	Chk Pass	Chk Fail	Chk Pass	Chk Pass	Chk Pass
High Limit			250000.			
Low Limit			-5000.			

Sample Name: sd 460-126937-d-1-a Acquired: 1/24/2017 17:43:02 Type: Unk
Method: BC011117(v9) Mode: CONC Corr. Factor: 1.000000
User: admin Custom ID1: Custom ID2: Custom ID3:
Comment:

Elem	Se196	Tl1908	V_2924	Zn2062	B_2089	Mo2020
Line	196.090 {472}	190.856 {477}	292.402 {115}	206.200 {463}	208.959 {461}	202.030 {467}
IS Ref	(Y_2243)	(Y_2243)	(Y_3600)	(Y_2243)	(Y_2243)	(Y_2243)
Units	ppb	ppb	ppb	ppb	ppb	ppb
Avg	-.2340	2.729	.5197	7.681	549.9	1.181
Stddev	2.410	3.535	.2856	.235	2.5	.291
%RSD	1030.	129.5	54.95	3.056	.4472	24.65
#1	-2.766	6.568	.5733	7.809	547.1	1.510
#2	.0328	2.008	.7746	7.824	551.8	1.079
#3	2.031	-.3904	.2111	7.410	550.9	.9549
Check ?	Chk Pass	Chk Pass	Chk Pass	Chk Pass	Chk Pass	Chk Pass
High Limit						
Low Limit						

Elem	Sn1899	Sr4077	Ti3349	Si2881
Line	189.989 {477}	407.771 { 83}	334.941 {101}	288.158 {117}
IS Ref	(Y_2243)	(Y_3710)	(Y_3600)	(Y_2243)
Units	ppb	ppb	ppb	ppb
Avg	.2784	906.7	3.904	421.1
Stddev	.5864	6.3	.018	11.2
%RSD	210.7	.6939	.4623	2.656
#1	-.1873	899.6	3.911	410.1
#2	.0854	908.9	3.918	420.6
#3	.9369	911.6	3.884	432.5
Check ?	Chk Pass	Chk Pass	Chk Pass	Chk Pass
High Limit				
Low Limit				

Int. Std.	Y_2243	Y_3600	Y_3710
Line	224.306 {450}	360.073 { 94}	371.030 { 91}
Units	Cts/S	Cts/S	Cts/S
Avg	3798.2	24629.	7918.1
Stddev	7.4	153.	48.5
%RSD	.19495	.62151	.61302
#1	3804.4	24499.	7909.3
#2	3800.2	24798.	7970.4
#3	3790.0	24589.	7874.6

Sample Name: 460-126937-d-2-a Acquired: 1/24/2017 17:47:01 Type: Unk
Method: BC011117(v9) Mode: CONC Corr. Factor: 1.000000
User: admin Custom ID1: Custom ID2: Custom ID3:
Comment:

Elem	Al3961	As1890	Ag3280	Ba2335	Be3130	Ca3181
Line	396.152 { 85}	189.042 {478}	328.068 {103}	233.527 {445}	313.042 {108}	318.128 {106}
IS Ref	(Y_3710)	(Y_2243)	(Y_3600)	(Y_2243)	(Y_3710)	(Y_3600)
Units	ppb	ppb	ppb	ppb	ppb	ppb
Avg	**121.0**	**5.382**	**.4862**	**60.46**	**-.0769**	F **250700.**
Stddev	1.4	.404	1.294	.08	.0913	1675.
%RSD	1.123	7.501	266.2	.1355	118.7	.6681
#1	122.6	5.823	-.5208	60.55	-.1794	249000.
#2	119.9	5.291	.0332	60.45	-.0044	250800.
#3	120.6	5.031	1.946	60.39	-.0470	252400.
Check ?	Chk Pass	Chk Pass	Chk Pass	Chk Pass	Chk Pass	Chk Fail
High Limit						250000.
Low Limit						-200.0

Elem	Cd2265	Co2286	Cr2677	Cu3247	Fe2714	K_7664
Line	226.502 {449}	228.616 {447}	267.716 {126}	324.754 {104}	271.441 {124}	766.490 { 44}
IS Ref	(Y_2243)	(Y_2243)	(Y_3600)	(Y_3600)	(Y_3600)	(Y_3710)
Units	ppb	ppb	ppb	ppb	ppb	ppb
Avg	**.0776**	**-.6168**	**-.0069**	**5.732**	**6174.**	F **284900.**
Stddev	.1583	.3013	.6173	.254	36.	2418.
%RSD	204.1	48.85	9001.	4.435	.5907	.8487
#1	.1330	-.3213	-.6908	5.439	6139.	284700.
#2	-.1010	-.9235	.1613	5.875	6170.	282600.
#3	.2006	-.6054	.5090	5.883	6212.	287400.
Check ?	Chk Pass	Chk Pass	Chk Pass	Chk Pass	Chk Pass	Chk Fail
High Limit						100000.
Low Limit						-5000.

Elem	Mg2790	Mn2576	Na5895	Ni2316	Pb2203	Sb2068
Line	279.079 {121}	257.610 {131}	589.592 { 57}	231.604 {446}	220.353 {453}	206.833 {463}
IS Ref	(Y_3600)	(Y_3600)	(Y_3710)	(Y_2243)	(Y_2243)	(Y_2243)
Units	ppb	ppb	ppb	ppb	ppb	ppb
Avg	F **690700.**	**213.4**	F **4675000.**	**3.709**	**-.9466**	**6.782**
Stddev	6994.	1.8	73710.	.504	1.513	1.858
%RSD	1.013	.8364	1.577	13.58	159.8	27.39
#1	683000.	211.8	4733000.	3.236	-.6810	4.691
#2	692600.	213.1	4592000.	3.653	.4160	7.416
#3	696600.	215.4	4701000.	4.239	-2.575	8.241
Check ?	Chk Fail	Chk Pass	Chk Fail	Chk Pass	Chk Pass	Chk Pass
High Limit	250000.		250000.			
Low Limit	-2000.		-5000.			

Sample Name: 460-126937-d-2-a Acquired: 1/24/2017 17:47:01 Type: Unk
Method: BC011117(v9) Mode: CONC Corr. Factor: 1.000000
User: admin Custom ID1: Custom ID2: Custom ID3:
Comment:

Elem	Se196	Tl1908	V_2924	Zn2062	B_2089	Mo2020
Line	196.090 {472}	190.856 {477}	292.402 {115}	206.200 {463}	208.959 {461}	202.030 {467}
IS Ref	(Y_2243)	(Y_2243)	(Y_3600)	(Y_2243)	(Y_2243)	(Y_2243)
Units	ppb	ppb	ppb	ppb	ppb	ppb
Avg	**-1.133**	**2.035**	**2.187**	**34.75**	F **2767.**	**6.201**
Stddev	2.741	5.269	.858	.18	9.	.134
%RSD	241.9	258.9	39.21	.5115	.3340	2.159
#1	-1.154	4.958	1.511	34.55	2766.	6.344
#2	-3.863	5.194	1.898	34.89	2777.	6.180
#3	1.618	-4.047	3.152	34.81	2758.	6.079
Check ?	Chk Pass	Chk Pass	Chk Pass	Chk Pass	Chk Fail	Chk Pass
High Limit					2000.	
Low Limit					-50.00	

Elem	Sn1899	Sr4077	Ti3349	Si2881
Line	189.989 {477}	407.771 { 83}	334.941 {101}	288.158 {117}
IS Ref	(Y_2243)	(Y_3710)	(Y_3600)	(Y_2243)
Units	ppb	ppb	ppb	ppb
Avg	**-1.274**	**4548.**	**7.432**	**2937.**
Stddev	.865	35.	.265	68.
%RSD	67.87	.7725	3.563	2.332
#1	-1.943	4537.	7.339	2857.
#2	-1.582	4520.	7.730	2975.
#3	-.2976	4587.	7.225	2977.
Check ?	Chk Pass	Chk Pass	Chk Pass	Chk Pass
High Limit				
Low Limit				

Int. Std.	Y_2243	Y_3600	Y_3710
Line	224.306 {450}	360.073 { 94}	371.030 { 91}
Units	Cts/S	Cts/S	Cts/S
Avg	**3198.0**	**20717.**	**7349.6**
Stddev	5.6	98.	150.8
%RSD	.17441	.47398	2.0513
#1	3192.7	20804.	7200.7
#2	3203.8	20737.	7502.2
#3	3197.4	20610.	7345.8

Sample Name: 460-126937-d-3-a Acquired: 1/24/2017 17:51:07 Type: Unk
Method: BC011117(v9) Mode: CONC Corr. Factor: 1.000000
User: admin Custom ID1: Custom ID2: Custom ID3:
Comment:

Elem	Al3961	As1890	Ag3280	Ba2335	Be3130	Ca3181
Line	396.152 { 85}	189.042 {478}	328.068 {103}	233.527 {445}	313.042 {108}	318.128 {106}
IS Ref	(Y_3710)	(Y_2243)	(Y_3600)	(Y_2243)	(Y_3710)	(Y_3600)
Units	ppb	ppb	ppb	ppb	ppb	ppb
Avg	**122.8**	**3.460**	**-.2626**	**23.26**	**-.0193**	F **271200.**
Stddev	11.9	2.092	.5080	.13	.0320	288.
%RSD	9.661	60.45	193.4	.5429	166.0	.1060
#1	114.4	1.699	.3236	23.33	.0050	270800.
#2	136.4	2.910	-.5731	23.11	-.0556	271400.
#3	117.7	5.772	-.5383	23.33	-.0073	271300.
Check ?	Chk Pass	Chk Pass	Chk Pass	Chk Pass	Chk Pass	Chk Fail
High Limit						250000.
Low Limit						-200.0

Elem	Cd2265	Co2286	Cr2677	Cu3247	Fe2714	K_7664
Line	226.502 {449}	228.616 {447}	267.716 {126}	324.754 {104}	271.441 {124}	766.490 { 44}
IS Ref	(Y_2243)	(Y_2243)	(Y_3600)	(Y_3600)	(Y_3600)	(Y_3710)
Units	ppb	ppb	ppb	ppb	ppb	ppb
Avg	**.0600**	**-.5998**	**-1.310**	**4.849**	**422.9**	F **331900.**
Stddev	.1053	.1529	.568	.418	8.7	1280.
%RSD	175.4	25.49	43.38	8.610	2.049	.3858
#1	.1802	-.5963	-1.948	5.069	429.1	330500.
#2	-.0158	-.7545	-.8576	5.111	413.0	332100.
#3	.0157	-.4488	-1.124	4.368	426.5	333100.
Check ?	Chk Pass	Chk Pass	Chk Pass	Chk Pass	Chk Pass	Chk Fail
High Limit						100000.
Low Limit						-5000.

Elem	Mg2790	Mn2576	Na5895	Ni2316	Pb2203	Sb2068
Line	279.079 {121}	257.610 {131}	589.592 { 57}	231.604 {446}	220.353 {453}	206.833 {463}
IS Ref	(Y_3600)	(Y_3600)	(Y_3710)	(Y_2243)	(Y_2243)	(Y_2243)
Units	ppb	ppb	ppb	ppb	ppb	ppb
Avg	F **809200.**	**98.21**	F **5147000.**	**3.481**	**-1.809**	**7.076**
Stddev	1863.	.77	32620.	.562	1.669	1.861
%RSD	.2303	.7853	.6337	16.13	92.27	26.30
#1	807100.	97.52	5145000.	3.482	-3.727	6.016
#2	809900.	98.06	5115000.	2.919	-1.008	5.986
#3	810600.	99.04	5180000.	4.042	-.6909	9.225
Check ?	Chk Fail	Chk Pass	Chk Fail	Chk Pass	Chk Pass	Chk Pass
High Limit	250000.		250000.			
Low Limit	-2000.		-5000.			

Sample Name: 460-126937-d-3-a Acquired: 1/24/2017 17:51:07 Type: Unk
Method: BC011117(v9) Mode: CONC Corr. Factor: 1.000000
User: admin Custom ID1: Custom ID2: Custom ID3:
Comment:

Elem	Se196	Tl1908	V_2924	Zn2062	B_2089	Mo2020
Line	196.090 {472}	190.856 {477}	292.402 {115}	206.200 {463}	208.959 {461}	202.030 {467}
IS Ref	(Y_2243)	(Y_2243)	(Y_3600)	(Y_2243)	(Y_2243)	(Y_2243)
Units	ppb	ppb	ppb	ppb	ppb	ppb
Avg	.3477	2.021	.9517	23.74	F 2971.	7.628
Stddev	2.459	1.279	.2213	.09	9.	.650
%RSD	707.4	63.27	23.25	.3982	.2917	8.527
#1	-1.075	1.485	1.130	23.70	2977.	7.134
#2	3.187	3.481	.7041	23.85	2961.	8.365
#3	-1.070	1.098	1.021	23.67	2974.	7.385
Check ?	Chk Pass	Chk Pass	Chk Pass	Chk Pass	Chk Fail	Chk Pass
High Limit					2000.	
Low Limit					-50.00	

Elem	Sn1899	Sr4077	Ti3349	Si2881
Line	189.989 {477}	407.771 { 83}	334.941 {101}	288.158 {117}
IS Ref	(Y_2243)	(Y_3710)	(Y_3600)	(Y_2243)
Units	ppb	ppb	ppb	ppb
Avg	-.4527	5246.	6.390	1626.
Stddev	.7485	9.	.530	34.
%RSD	165.3	.1691	8.299	2.115
#1	.3142	5236.	6.023	1659.
#2	-.4913	5248.	6.998	1590.
#3	-1.181	5254.	6.150	1629.
Check ?	Chk Pass	Chk Pass	Chk Pass	Chk Pass
High Limit				
Low Limit				

Int. Std.	Y_2243	Y_3600	Y_3710
Line	224.306 {450}	360.073 { 94}	371.030 { 91}
Units	Cts/S	Cts/S	Cts/S
Avg	3134.2	20291.	7221.3
Stddev	6.1	31.	90.7
%RSD	.19432	.15507	1.2557
#1	3127.9	20256.	7322.6
#2	3134.6	20300.	7193.5
#3	3140.1	20317.	7147.8

Sample Name: 460-126937-d-4-a Acquired: 1/24/2017 17:55:13 Type: Unk
Method: BC011117(v9) Mode: CONC Corr. Factor: 1.000000
User: admin Custom ID1: Custom ID2: Custom ID3:
Comment:

Elem	Al3961	As1890	Ag3280	Ba2335	Be3130	Ca3181
Line	396.152 { 85}	189.042 {478}	328.068 {103}	233.527 {445}	313.042 {108}	318.128 {106}
IS Ref	(Y_3710)	(Y_2243)	(Y_3600)	(Y_2243)	(Y_3710)	(Y_3600)
Units	ppb	ppb	ppb	ppb	ppb	ppb
Avg	**252.1**	**4.332**	**-.0059**	**27.06**	**-.0427**	F **262400.**
Stddev	16.8	.337	.1262	.52	.0821	1512.
%RSD	6.648	7.779	2135.	1.928	192.2	.5763
#1	252.6	4.720	-.0086	26.70	-.0018	264000.
#2	268.5	4.160	.1216	26.82	-.1373	262300.
#3	235.0	4.116	-.1308	27.66	.0109	260900.
Check ?	Chk Pass	Chk Pass	Chk Pass	Chk Pass	Chk Pass	Chk Fail
High Limit						250000.
Low Limit						-200.0

Elem	Cd2265	Co2286	Cr2677	Cu3247	Fe2714	K_7664
Line	226.502 {449}	228.616 {447}	267.716 {126}	324.754 {104}	271.441 {124}	766.490 { 44}
IS Ref	(Y_2243)	(Y_2243)	(Y_3600)	(Y_3600)	(Y_3600)	(Y_3710)
Units	ppb	ppb	ppb	ppb	ppb	ppb
Avg	**.5170**	**-.5166**	**1.246**	**16.90**	**975.1**	F **322000.**
Stddev	.0836	.0620	.580	.39	12.2	5478.
%RSD	16.18	12.00	46.58	2.285	1.248	1.701
#1	.6132	-.5263	.8281	17.31	989.1	321600.
#2	.4623	-.5731	1.001	16.55	969.4	327700.
#3	.4753	-.4503	1.908	16.84	966.9	316800.
Check ?	Chk Pass	Chk Pass	Chk Pass	Chk Pass	Chk Pass	Chk Fail
High Limit						100000.
Low Limit						-5000.

Elem	Mg2790	Mn2576	Na5895	Ni2316	Pb2203	Sb2068
Line	279.079 {121}	257.610 {131}	589.592 { 57}	231.604 {446}	220.353 {453}	206.833 {463}
IS Ref	(Y_3600)	(Y_3600)	(Y_3710)	(Y_2243)	(Y_2243)	(Y_2243)
Units	ppb	ppb	ppb	ppb	ppb	ppb
Avg	F **774600.**	**109.4**	F **5009000.**	**5.123**	**4.996**	**9.774**
Stddev	8470.	.1	91590.	.761	1.869	2.453
%RSD	1.093	.0719	1.828	14.86	37.41	25.10
#1	781800.	109.4	5032000.	4.293	4.396	12.59
#2	776800.	109.4	5087000.	5.286	3.500	8.589
#3	765200.	109.3	4908000.	5.789	7.092	8.138
Check ?	Chk Fail	Chk Pass	Chk Fail	Chk Pass	Chk Pass	Chk Pass
High Limit	250000.		250000.			
Low Limit	-2000.		-5000.			

Sample Name: 460-126937-d-4-a Acquired: 1/24/2017 17:55:13 Type: Unk
Method: BC011117(v9) Mode: CONC Corr. Factor: 1.000000
User: admin Custom ID1: Custom ID2: Custom ID3:
Comment:

Elem	Se196	Tl1908	V_2924	Zn2062	B_2089	Mo2020
Line	196.090 {472}	190.856 {477}	292.402 {115}	206.200 {463}	208.959 {461}	202.030 {467}
IS Ref	(Y_2243)	(Y_2243)	(Y_3600)	(Y_2243)	(Y_2243)	(Y_2243)
Units	ppb	ppb	ppb	ppb	ppb	ppb
Avg	**-.0679**	**4.146**	**2.391**	**49.49**	F **2894.**	**7.923**
Stddev	6.703	3.109	.589	.19	15.	.156
%RSD	9874.	74.99	24.65	.3866	.5281	1.972
#1	7.608	.6430	2.633	49.70	2882.	8.081
#2	-3.045	5.217	2.820	49.32	2888.	7.921
#3	-4.766	6.577	1.719	49.45	2911.	7.768
Check ?	Chk Pass	Chk Pass	Chk Pass	Chk Pass	Chk Fail	Chk Pass
High Limit					2000.	
Low Limit					-50.00	

Elem	Sn1899	Sr4077	Ti3349	Si2881
Line	189.989 {477}	407.771 { 83}	334.941 {101}	288.158 {117}
IS Ref	(Y_2243)	(Y_3710)	(Y_3600)	(Y_2243)
Units	ppb	ppb	ppb	ppb
Avg	**-.3505**	**5052.**	**13.88**	**1985.**
Stddev	.7474	98.	.46	35.
%RSD	213.2	1.936	3.334	1.758
#1	-.4327	5060.	13.39	1968.
#2	.4346	5146.	14.31	1961.
#3	-1.053	4950.	13.94	2025.
Check ?	Chk Pass	Chk Pass	Chk Pass	Chk Pass
High Limit				
Low Limit				

Int. Std.	Y_2243	Y_3600	Y_3710
Line	224.306 {450}	360.073 { 94}	371.030 { 91}
Units	Cts/S	Cts/S	Cts/S
Avg	**3164.7**	**20645.**	**7360.0**
Stddev	17.4	268.	202.8
%RSD	.55067	1.3004	2.7561
#1	3144.6	20354.	7283.1
#2	3175.2	20698.	7206.9
#3	3174.3	20883.	7590.1

Sample Name: 460-126937-d-5-a Acquired: 1/24/2017 17:59:19 Type: Unk
Method: BC011117(v9) Mode: CONC Corr. Factor: 1.000000
User: admin Custom ID1: Custom ID2: Custom ID3:
Comment:

Elem	Al3961	As1890	Ag3280	Ba2335	Be3130	Ca3181
Line	396.152 { 85}	189.042 {478}	328.068 {103}	233.527 {445}	313.042 {108}	318.128 {106}
IS Ref	(Y_3710)	(Y_2243)	(Y_3600)	(Y_2243)	(Y_3710)	(Y_3600)
Units	ppb	ppb	ppb	ppb	ppb	ppb
Avg	**228.6**	**5.291**	**-.1783**	**25.11**	**-.0073**	F **273600.**
Stddev	11.8	.395	.6735	.24	.0292	864.
%RSD	5.146	7.462	377.7	.9565	401.6	.3156
#1	219.2	4.917	-.4047	24.90	-.0272	273900.
#2	224.7	5.253	.5792	25.37	-.0208	272700.
#3	241.8	5.704	-.7094	25.06	.0263	274300.
Check ?	Chk Pass	Chk Pass	Chk Pass	Chk Pass	Chk Pass	Chk Fail
High Limit						250000.
Low Limit						-200.0

Elem	Cd2265	Co2286	Cr2677	Cu3247	Fe2714	K_7664
Line	226.502 {449}	228.616 {447}	267.716 {126}	324.754 {104}	271.441 {124}	766.490 { 44}
IS Ref	(Y_2243)	(Y_2243)	(Y_3600)	(Y_3600)	(Y_3600)	(Y_3710)
Units	ppb	ppb	ppb	ppb	ppb	ppb
Avg	**.3614**	**-.3630**	**.6287**	**14.63**	**793.6**	F **341000.**
Stddev	.1445	.0974	.6665	.36	14.1	6597.
%RSD	39.98	26.83	106.0	2.441	1.783	1.934
#1	.4255	-.4493	1.398	14.70	794.2	339900.
#2	.4628	-.3821	.2539	14.25	807.4	348100.
#3	.1960	-.2574	.2341	14.96	779.2	335100.
Check ?	Chk Pass	Chk Pass	Chk Pass	Chk Pass	Chk Pass	Chk Fail
High Limit						100000.
Low Limit						-5000.

Elem	Mg2790	Mn2576	Na5895	Ni2316	Pb2203	Sb2068
Line	279.079 {121}	257.610 {131}	589.592 { 57}	231.604 {446}	220.353 {453}	206.833 {463}
IS Ref	(Y_3600)	(Y_3600)	(Y_3710)	(Y_2243)	(Y_2243)	(Y_2243)
Units	ppb	ppb	ppb	ppb	ppb	ppb
Avg	F **810900.**	**95.83**	F **5153000.**	**4.989**	**5.419**	**9.391**
Stddev	4372.	1.49	52380.	.674	.681	1.141
%RSD	.5392	1.560	1.016	13.51	12.56	12.16
#1	807800.	94.11	5155000.	4.538	5.739	8.130
#2	809100.	96.53	5205000.	4.666	4.637	10.36
#3	815900.	96.85	5100000.	5.764	5.880	9.686
Check ?	Chk Fail	Chk Pass	Chk Fail	Chk Pass	Chk Pass	Chk Pass
High Limit	250000.		250000.			
Low Limit	-2000.		-5000.			

Sample Name: 460-126937-d-5-a Acquired: 1/24/2017 17:59:19 Type: Unk
Method: BC011117(v9) Mode: CONC Corr. Factor: 1.000000
User: admin Custom ID1: Custom ID2: Custom ID3:
Comment:

Elem	Se196	Tl1908	V_2924	Zn2062	B_2089	Mo2020
Line	196.090 {472}	190.856 {477}	292.402 {115}	206.200 {463}	208.959 {461}	202.030 {467}
IS Ref	(Y_2243)	(Y_2243)	(Y_3600)	(Y_2243)	(Y_2243)	(Y_2243)
Units	ppb	ppb	ppb	ppb	ppb	ppb
Avg	.5767	3.122	2.218	43.93	F 3037.	7.958
Stddev	1.574	.562	.191	.52	28.	.267
%RSD	272.8	18.01	8.618	1.188	.9231	3.355
#1	.0775	3.771	2.438	43.59	3064.	7.964
#2	2.339	2.787	2.129	43.68	3040.	7.687
#3	-.6866	2.807	2.088	44.53	3008.	8.221
Check ?	Chk Pass	Chk Pass	Chk Pass	Chk Pass	Chk Fail	Chk Pass
High Limit					2000.	
Low Limit					-50.00	

Elem	Sn1899	Sr4077	Ti3349	Si2881
Line	189.989 {477}	407.771 { 83}	334.941 {101}	288.158 {117}
IS Ref	(Y_2243)	(Y_3710)	(Y_3600)	(Y_2243)
Units	ppb	ppb	ppb	ppb
Avg	-.3008	5298.	12.60	1833.
Stddev	.5633	108.	.31	33.
%RSD	187.2	2.036	2.455	1.789
#1	-.8488	5276.	12.24	1795.
#2	.2766	5416.	12.73	1845.
#3	-.3303	5203.	12.82	1857.
Check ?	Chk Pass	Chk Pass	Chk Pass	Chk Pass
High Limit				
Low Limit				

Int. Std.	Y_2243	Y_3600	Y_3710
Line	224.306 {450}	360.073 { 94}	371.030 { 91}
Units	Cts/S	Cts/S	Cts/S
Avg	3138.8	20399.	7279.8
Stddev	17.9	89.	117.8
%RSD	.56916	.43569	1.6188
#1	3147.2	20323.	7240.3
#2	3151.0	20497.	7186.7
#3	3118.3	20377.	7412.3

Sample Name: 460-126937-d-6-a Acquired: 1/24/2017 18:03:26 Type: Unk
Method: BC011117(v9) Mode: CONC Corr. Factor: 1.000000
User: admin Custom ID1: Custom ID2: Custom ID3:
Comment:

Elem	Al3961	As1890	Ag3280	Ba2335	Be3130	Ca3181
Line	396.152 { 85}	189.042 {478}	328.068 {103}	233.527 {445}	313.042 {108}	318.128 {106}
IS Ref	(Y_3710)	(Y_2243)	(Y_3600)	(Y_2243)	(Y_3710)	(Y_3600)
Units	ppb	ppb	ppb	ppb	ppb	ppb
Avg	**100.3**	**4.516**	**-.0810**	**25.31**	**-.0591**	F **273100.**
Stddev	24.9	1.888	.5472	.36	.0816	3323.
%RSD	24.78	41.80	675.8	1.423	137.9	1.217
#1	110.9	3.972	.5014	25.45	.0324	270200.
#2	118.1	2.959	-.5844	25.57	-.1242	272400.
#3	71.93	6.616	-.1599	24.90	-.0856	276700.
Check ?	Chk Pass	Chk Pass	Chk Pass	Chk Pass	Chk Pass	Chk Fail
High Limit						250000.
Low Limit						-200.0

Elem	Cd2265	Co2286	Cr2677	Cu3247	Fe2714	K_7664
Line	226.502 {449}	228.616 {447}	267.716 {126}	324.754 {104}	271.441 {124}	766.490 { 44}
IS Ref	(Y_2243)	(Y_2243)	(Y_3600)	(Y_3600)	(Y_3600)	(Y_3710)
Units	ppb	ppb	ppb	ppb	ppb	ppb
Avg	**.2275**	**-.7161**	**-1.035**	**4.546**	**416.0**	F **340500.**
Stddev	.0986	.1696	.401	.738	13.2	3576.
%RSD	43.34	23.68	38.79	16.23	3.183	1.050
#1	.2615	-.8936	-.5773	3.772	430.6	336700.
#2	.3045	-.5556	-1.328	5.241	404.8	343800.
#3	.1164	-.6990	-1.200	4.625	412.5	341000.
Check ?	Chk Pass	Chk Pass	Chk Pass	Chk Pass	Chk Pass	Chk Fail
High Limit						100000.
Low Limit						-5000.

Elem	Mg2790	Mn2576	Na5895	Ni2316	Pb2203	Sb2068
Line	279.079 {121}	257.610 {131}	589.592 { 57}	231.604 {446}	220.353 {453}	206.833 {463}
IS Ref	(Y_3600)	(Y_3600)	(Y_3710)	(Y_2243)	(Y_2243)	(Y_2243)
Units	ppb	ppb	ppb	ppb	ppb	ppb
Avg	F **809100.**	**111.2**	F **5273000.**	**3.403**	**-2.755**	**8.258**
Stddev	13750.	3.1	53410.	.527	2.055	1.516
%RSD	1.699	2.815	1.013	15.49	74.60	18.36
#1	796900.	107.7	5222000.	3.570	-3.329	8.904
#2	806500.	112.1	5328000.	2.813	-.4738	9.345
#3	824000.	113.8	5269000.	3.827	-4.462	6.526
Check ?	Chk Fail	Chk Pass	Chk Fail	Chk Pass	Chk Pass	Chk Pass
High Limit	250000.		250000.			
Low Limit	-2000.		-5000.			

Sample Name: 460-126937-d-6-a Acquired: 1/24/2017 18:03:26 Type: Unk
Method: BC011117(v9) Mode: CONC Corr. Factor: 1.000000
User: admin Custom ID1: Custom ID2: Custom ID3:
Comment:

Elem	Se196	Tl1908	V_2924	Zn2062	B_2089	Mo2020
Line	196.090 {472}	190.856 {477}	292.402 {115}	206.200 {463}	208.959 {461}	202.030 {467}
IS Ref	(Y_2243)	(Y_2243)	(Y_3600)	(Y_2243)	(Y_2243)	(Y_2243)
Units	ppb	ppb	ppb	ppb	ppb	ppb
Avg	**-4.731**	**3.380**	**1.707**	**28.30**	F **2977.**	**7.931**
Stddev	2.680	2.918	.604	.36	8.	.456
%RSD	56.65	86.31	35.37	1.288	.2725	5.755
#1	-7.486	1.732	1.035	28.41	2975.	8.356
#2	-2.133	6.749	1.881	27.90	2986.	7.988
#3	-4.574	1.660	2.204	28.61	2970.	7.448
Check ?	Chk Pass	Chk Pass	Chk Pass	Chk Pass	Chk Fail	Chk Pass
High Limit					2000.	
Low Limit					-50.00	

Elem	Sn1899	Sr4077	Ti3349	Si2881
Line	189.989 {477}	407.771 { 83}	334.941 {101}	288.158 {117}
IS Ref	(Y_2243)	(Y_3710)	(Y_3600)	(Y_2243)
Units	ppb	ppb	ppb	ppb
Avg	**-1.183**	**5284.**	**6.660**	**1691.**
Stddev	.544	56.	.303	1.
%RSD	45.97	1.067	4.546	.0455
#1	-.5657	5228.	6.322	1691.
#2	-1.393	5341.	6.753	1690.
#3	-1.591	5283.	6.906	1692.
Check ?	Chk Pass	Chk Pass	Chk Pass	Chk Pass
High Limit				
Low Limit				

Int. Std.	Y_2243	Y_3600	Y_3710
Line	224.306 {450}	360.073 { 94}	371.030 { 91}
Units	Cts/S	Cts/S	Cts/S
Avg	**3122.1**	**20247.**	**7058.9**
Stddev	14.1	235.	92.7
%RSD	.45287	1.1630	1.3138
#1	3129.8	20411.	7162.8
#2	3130.7	20352.	7029.1
#3	3105.8	19977.	6984.6

Sample Name: CCV Acquired: 1/24/2017 18:07:33 Type: QC
Method: BC011117(v9) Mode: CONC Corr. Factor: 1.000000
User: admin Custom ID1: Custom ID2: Custom ID3:
Comment:

Elem	Al3961	As1890	Ag3280	Ba2335	Be3130	Ca3181
Line	396.152 { 85}	189.042 {478}	328.068 {103}	233.527 {445}	313.042 {108}	318.128 {106}
IS Ref	(Y_3710)	(Y_2243)	(Y_3600)	(Y_2243)	(Y_3710)	(Y_3600)
Units	ppb	ppb	ppb	ppb	ppb	ppb
Avg	**124700.**	**2451.**	**1260.**	**9930.**	**909.5**	**121300.**
Stddev	562.	13.	3.	7.	5.1	327.
%RSD	.4507	.5122	.2498	.0732	.5580	.2697
#1	124100.	2437.	1263.	9928.	903.8	121700.
#2	124800.	2453.	1260.	9938.	911.0	121100.
#3	125100.	2462.	1257.	9924.	913.6	121200.
Check ?	Chk Pass	Chk Pass	Chk Pass	Chk Pass	Chk Pass	Chk Pass
Value						
Range						

Elem	Cd2265	Co2286	Cr2677	Cu3247	Fe2714	K_7664
Line	226.502 {449}	228.616 {447}	267.716 {126}	324.754 {104}	271.441 {124}	766.490 { 44}
IS Ref	(Y_2243)	(Y_2243)	(Y_3600)	(Y_3600)	(Y_3600)	(Y_3710)
Units	ppb	ppb	ppb	ppb	ppb	ppb
Avg	**1227.**	**2449.**	**4937.**	**12050.**	**98960.**	F **55730.**
Stddev	3.	3.	10.	19.	161.	24.
%RSD	.2570	.1424	.2008	.1535	.1631	.0432
#1	1223.	2445.	4948.	12030.	99120.	55750.
#2	1230.	2452.	4928.	12070.	98800.	55730.
#3	1227.	2449.	4934.	12060.	98960.	55700.
Check ?	Chk Pass	Chk Pass	Chk Pass	Chk Pass	Chk Pass	Chk Fail
Value						50000.
Range						10.50%

Elem	Mg2790	Mn2576	Na5895	Ni2316	Pb2203	Sb2068
Line	279.079 {121}	257.610 {131}	589.592 { 57}	231.604 {446}	220.353 {453}	206.833 {463}
IS Ref	(Y_3600)	(Y_3600)	(Y_3710)	(Y_2243)	(Y_2243)	(Y_2243)
Units	ppb	ppb	ppb	ppb	ppb	ppb
Avg	**121600.**	**4978.**	F **139100.**	**2491.**	**7501.**	**969.7**
Stddev	668.	5.	307.	4.	7.	1.0
%RSD	.5489	.1013	.2209	.1622	.0964	.1075
#1	122400.	4983.	139400.	2489.	7492.	968.9
#2	121300.	4973.	139200.	2496.	7504.	969.4
#3	121300.	4977.	138800.	2489.	7505.	970.9
Check ?	Chk Pass	Chk Pass	Chk Fail	Chk Pass	Chk Pass	Chk Pass
Value			125000.			
Range			10.50%			

Sample Name: CCV Acquired: 1/24/2017 18:07:33 Type: QC
Method: BC011117(v9) Mode: CONC Corr. Factor: 1.000000
User: admin Custom ID1: Custom ID2: Custom ID3:
Comment:

Elem	Se196	Tl1908	V_2924	Zn2062	B_2089	Mo2020
Line	196.090 {472}	190.856 {477}	292.402 {115}	206.200 {463}	208.959 {461}	202.030 {467}
IS Ref	(Y_2243)	(Y_2243)	(Y_3600)	(Y_2243)	(Y_2243)	(Y_2243)
Units	ppb	ppb	ppb	ppb	ppb	ppb
Avg	**2414.**	**2502.**	**2442.**	**2504.**	**973.1**	**2402.**
Stddev	11.	3.	4.	3.	.9	2.
%RSD	.4522	.1387	.1437	.1055	.0883	.1018
#1	2402.	2505.	2446.	2502.	973.3	2401.
#2	2423.	2504.	2439.	2503.	973.8	2405.
#3	2416.	2498.	2442.	2507.	972.1	2400.
Check ?	Chk Pass	Chk Pass	Chk Pass	Chk Pass	Chk Pass	Chk Pass
Value						
Range						

Elem	Sn1899	Sr4077	Ti3349	Si2881
Line	189.989 {477}	407.771 { 83}	334.941 {101}	288.158 {117}
IS Ref	(Y_2243)	(Y_3710)	(Y_3600)	(Y_2243)
Units	ppb	ppb	ppb	ppb
Avg	**994.0**	**5204.**	**9956.**	**6882.**
Stddev	4.7	25.	11.	92.
%RSD	.4739	.4867	.1079	1.344
#1	989.5	5175.	9946.	6799.
#2	993.7	5213.	9955.	6866.
#3	998.9	5223.	9967.	6982.
Check ?	Chk Pass	Chk Pass	Chk Pass	None
Value				
Range				

Int. Std.	Y_2243	Y_3600	Y_3710
Line	224.306 {450}	360.073 { 94}	371.030 { 91}
Units	Cts/S	Cts/S	Cts/S
Avg	**3906.4**	**26177.**	**7680.4**
Stddev	7.3	178.	38.9
%RSD	.18564	.67898	.50588
#1	3913.0	25972.	7636.3
#2	3907.7	26274.	7695.2
#3	3898.7	26286.	7709.7

Sample Name: CCB Acquired: 1/24/2017 18:11:01 Type: QC
Method: BC011117(v9) Mode: CONC Corr. Factor: 1.000000
User: admin Custom ID1: Custom ID2: Custom ID3:
Comment:

Elem	Al3961	As1890	Ag3280	Ba2335	Be3130	Ca3181
Line	396.152 { 85}	189.042 {478}	328.068 {103}	233.527 {445}	313.042 {108}	318.128 {106}
IS Ref	(Y_3710)	(Y_2243)	(Y_3600)	(Y_2243)	(Y_3710)	(Y_3600)
Units	ppb	ppb	ppb	ppb	ppb	ppb
Avg	**13.35**	**-.6474**	**.0711**	**.5560**	**.0891**	**24.77**
Stddev	3.43	2.539	.3256	.3527	.0319	4.27
%RSD	25.73	392.2	458.0	63.44	35.79	17.24
#1	17.26	-1.401	-.2854	.9599	.0770	20.91
#2	10.82	2.183	.3526	.3089	.0650	29.36
#3	11.96	-2.724	.1461	.3991	.1252	24.04
Check ?	Chk Pass	Chk Pass	Chk Pass	Chk Pass	Chk Pass	Chk Pass
High Limit						
Low Limit						

Elem	Cd2265	Co2286	Cr2677	Cu3247	Fe2714	K_7664
Line	226.502 {449}	228.616 {447}	267.716 {126}	324.754 {104}	271.441 {124}	766.490 { 44}
IS Ref	(Y_2243)	(Y_2243)	(Y_3600)	(Y_3600)	(Y_3600)	(Y_3710)
Units	ppb	ppb	ppb	ppb	ppb	ppb
Avg	**.0313**	**.2560**	**-.1708**	**-1.157**	**-.2521**	**238.5**
Stddev	.1226	.3492	.2266	.537	10.28	46.6
%RSD	391.9	136.4	132.6	46.40	4078.	19.53
#1	.1672	.1513	.0658	-.7020	7.054	266.0
#2	-.0710	.6455	-.3857	-1.021	4.198	264.7
#3	-.0024	-.0289	-.1925	-1.750	-12.01	184.7
Check ?	Chk Pass	Chk Pass	Chk Pass	Chk Pass	Chk Pass	Chk Pass
High Limit						
Low Limit						

Elem	Mg2790	Mn2576	Na5895	Ni2316	Pb2203	Sb2068
Line	279.079 {121}	257.610 {131}	589.592 { 57}	231.604 {446}	220.353 {453}	206.833 {463}
IS Ref	(Y_3600)	(Y_3600)	(Y_3710)	(Y_2243)	(Y_2243)	(Y_2243)
Units	ppb	ppb	ppb	ppb	ppb	ppb
Avg	**14.53**	**.2672**	**1044.**	**.5411**	**-.7484**	**.6412**
Stddev	4.46	.1699	50.	.6246	.7810	1.091
%RSD	30.73	63.58	4.814	115.4	104.4	170.2
#1	17.58	.3402	1102.	-.1791	-.4711	-.5582
#2	16.61	.3883	1014.	.8677	-.1439	.9057
#3	9.405	.0730	1016.	.9348	-1.630	1.576
Check ?	Chk Pass	Chk Pass	Chk Pass	Chk Pass	Chk Pass	Chk Pass
High Limit						
Low Limit						

Sample Name: CCB Acquired: 1/24/2017 18:11:01 Type: QC
Method: BC011117(v9) Mode: CONC Corr. Factor: 1.000000
User: admin Custom ID1: Custom ID2: Custom ID3:
Comment:

Elem	Se196	Tl1908	V_2924	Zn2062	B_2089	Mo2020
Line	196.090 {472}	190.856 {477}	292.402 {115}	206.200 {463}	208.959 {461}	202.030 {467}
IS Ref	(Y_2243)	(Y_2243)	(Y_3600)	(Y_2243)	(Y_2243)	(Y_2243)
Units	ppb	ppb	ppb	ppb	ppb	ppb
Avg	**-.2578**	**-.4358**	**.0433**	**.7256**	**4.439**	**2.170**
Stddev	1.921	4.708	.2536	.1302	.456	.611
%RSD	745.0	1080.	585.3	17.94	10.27	28.14
#1	1.415	4.931	-.1125	.7968	4.930	1.481
#2	-2.355	-3.871	-.0935	.5753	4.029	2.384
#3	.1666	-2.368	.3360	.8046	4.357	2.644
Check ?	Chk Pass	Chk Pass	Chk Pass	Chk Pass	Chk Pass	Chk Pass
High Limit						
Low Limit						

Elem	Sn1899	Sr4077	Ti3349	Si2881
Line	189.989 {477}	407.771 { 83}	334.941 {101}	288.158 {117}
IS Ref	(Y_2243)	(Y_3710)	(Y_3600)	(Y_2243)
Units	ppb	ppb	ppb	ppb
Avg	**.2783**	**.2118**	**.9698**	**-28.98**
Stddev	.3807	.1177	.4849	5.28
%RSD	136.8	55.58	50.01	18.22
#1	.3913	.2850	.4672	-33.94
#2	-.1461	.2745	1.007	-29.57
#3	.5897	.0760	1.435	-23.43
Check ?	Chk Pass	Chk Pass	Chk Pass	None
High Limit				
Low Limit				

Int. Std.	Y_2243	Y_3600	Y_3710
Line	224.306 {450}	360.073 { 94}	371.030 { 91}
Units	Cts/S	Cts/S	Cts/S
Avg	**4241.4**	**28497.**	**8102.2**
Stddev	24.2	403.	77.8
%RSD	.57082	1.4154	.96005
#1	4213.6	28036.	8041.8
#2	4252.2	28672.	8074.8
#3	4258.3	28783.	8189.9

Sample Name: CCVL Acquired: 1/24/2017 18:14:53 Type: QC
Method: BC011117(v9) Mode: CONC Corr. Factor: 1.000000
User: admin Custom ID1: Custom ID2: Custom ID3:
Comment:

Elem	Al3961	As1890	Ag3280	Ba2335	Be3130	Ca3181
Line	396.152 { 85}	189.042 {478}	328.068 {103}	233.527 {445}	313.042 {108}	318.128 {106}
IS Ref	(Y_3710)	(Y_2243)	(Y_3600)	(Y_2243)	(Y_3710)	(Y_3600)
Units	ppb	ppb	ppb	ppb	ppb	ppb
Avg	**207.2**	**15.04**	**10.04**	**199.6**	**1.686**	**4864.**
Stddev	6.6	1.93	.32	.2	.045	26.
%RSD	3.179	12.81	3.136	.1171	2.702	.5434
#1	213.3	13.46	9.680	199.9	1.638	4834.
#2	200.2	14.47	10.22	199.5	1.692	4884.
#3	208.3	17.18	10.23	199.5	1.728	4873.
Check ?	Chk Pass	Chk Pass	Chk Pass	Chk Pass	Chk Pass	Chk Pass
Value						
Range						

Elem	Cd2265	Co2286	Cr2677	Cu3247	Fe2714	K_7664
Line	226.502 {449}	228.616 {447}	267.716 {126}	324.754 {104}	271.441 {124}	766.490 { 44}
IS Ref	(Y_2243)	(Y_2243)	(Y_3600)	(Y_3600)	(Y_3600)	(Y_3710)
Units	ppb	ppb	ppb	ppb	ppb	ppb
Avg	**4.075**	**50.46**	**9.778**	**22.58**	**163.8**	**5121.**
Stddev	.044	.28	.435	.57	7.3	45.
%RSD	1.077	.5539	4.445	2.518	4.441	.8761
#1	4.025	50.39	10.10	21.94	156.5	5085.
#2	4.103	50.76	9.950	22.77	171.0	5108.
#3	4.098	50.21	9.283	23.02	163.7	5171.
Check ?	Chk Pass	Chk Pass	Chk Pass	Chk Pass	Chk Pass	Chk Pass
Value						
Range						

Elem	Mg2790	Mn2576	Na5895	Ni2316	Pb2203	Sb2068
Line	279.079 {121}	257.610 {131}	589.592 { 57}	231.604 {446}	220.353 {453}	206.833 {463}
IS Ref	(Y_3600)	(Y_3600)	(Y_3710)	(Y_2243)	(Y_2243)	(Y_2243)
Units	ppb	ppb	ppb	ppb	ppb	ppb
Avg	**4693.**	**15.66**	**5630.**	**42.51**	**10.46**	**19.47**
Stddev	42.	.18	44.	.52	1.37	3.07
%RSD	.8995	1.139	.7746	1.235	13.11	15.75
#1	4645.	15.47	5637.	42.57	11.20	21.19
#2	4716.	15.69	5669.	41.95	11.30	21.28
#3	4719.	15.82	5583.	42.99	8.877	15.93
Check ?	Chk Pass	Chk Pass	Chk Pass	Chk Pass	Chk Pass	Chk Pass
Value						
Range						

Sample Name: CCVL Acquired: 1/24/2017 18:14:53 Type: QC
Method: BC011117(v9) Mode: CONC Corr. Factor: 1.000000
User: admin Custom ID1: Custom ID2: Custom ID3:
Comment:

Elem	Se196	Tl1908	V_2924	Zn2062	B_2089	Mo2020
Line	196.090 {472}	190.856 {477}	292.402 {115}	206.200 {463}	208.959 {461}	202.030 {467}
IS Ref	(Y_2243)	(Y_2243)	(Y_3600)	(Y_2243)	(Y_2243)	(Y_2243)
Units	ppb	ppb	ppb	ppb	ppb	ppb
Avg	**18.47**	**19.05**	**49.47**	**31.96**	**50.19**	**19.28**
Stddev	.55	.58	.43	.27	.38	.18
%RSD	2.980	3.070	.8597	.8322	.7653	.9148
#1	19.08	19.73	49.01	31.69	50.53	19.41
#2	18.02	18.72	49.84	31.96	49.78	19.35
#3	18.31	18.71	49.56	32.22	50.28	19.08
Check ?	Chk Pass	Chk Pass	Chk Pass	Chk Pass	Chk Pass	Chk Pass
Value						
Range						

Elem	Sn1899	Sr4077	Ti3349	Si2881
Line	189.989 {477}	407.771 { 83}	334.941 {101}	288.158 {117}
IS Ref	(Y_2243)	(Y_3710)	(Y_3600)	(Y_2243)
Units	ppb	ppb	ppb	ppb
Avg	**49.76**	**20.18**	**19.88**	F **-18.98**
Stddev	.19	.31	.42	9.78
%RSD	.3910	1.522	2.101	51.54
#1	49.72	20.30	19.41	-20.95
#2	49.97	19.83	20.03	-27.63
#3	49.59	20.41	20.20	-8.365
Check ?	Chk Pass	Chk Pass	Chk Pass	Chk Fail
Value				200.0
Range				-30.50%

Int. Std.	Y_2243	Y_3600	Y_3710
Line	224.306 {450}	360.073 { 94}	371.030 { 91}
Units	Cts/S	Cts/S	Cts/S
Avg	**4229.4**	**27996.**	**8056.8**
Stddev	9.4	156.	70.7
%RSD	.22112	.55562	.87752
#1	4231.1	28175.	8125.8
#2	4219.3	27893.	8060.1
#3	4237.7	27921.	7984.5

Sample Name: 460-126937-d-7-a Acquired: 1/24/2017 18:18:43 Type: Unk
Method: BC011117(v9) Mode: CONC Corr. Factor: 1.000000
User: admin Custom ID1: Custom ID2: Custom ID3:
Comment:

Elem	Al3961	As1890	Ag3280	Ba2335	Be3130	Ca3181
Line	396.152 { 85}	189.042 {478}	328.068 {103}	233.527 {445}	313.042 {108}	318.128 {106}
IS Ref	(Y_3710)	(Y_2243)	(Y_3600)	(Y_2243)	(Y_3710)	(Y_3600)
Units	ppb	ppb	ppb	ppb	ppb	ppb
Avg	**88.91**	**5.563**	**-.1118**	**24.24**	**-.0809**	F **261100.**
Stddev	8.38	2.949	1.124	.31	.1564	957.
%RSD	9.424	53.01	1005.	1.299	193.4	.3666
#1	93.25	8.239	-.1520	23.90	.0996	262100.
#2	79.25	6.047	-1.215	24.29	-.1776	260200.
#3	94.23	2.402	1.032	24.53	-.1647	261000.
Check ?	Chk Pass	Chk Pass	Chk Pass	Chk Pass	Chk Pass	Chk Fail
High Limit						250000.
Low Limit						-200.0

Elem	Cd2265	Co2286	Cr2677	Cu3247	Fe2714	K_7664
Line	226.502 {449}	228.616 {447}	267.716 {126}	324.754 {104}	271.441 {124}	766.490 { 44}
IS Ref	(Y_2243)	(Y_2243)	(Y_3600)	(Y_3600)	(Y_3600)	(Y_3710)
Units	ppb	ppb	ppb	ppb	ppb	ppb
Avg	**.1042**	**-.1426**	**-1.982**	**6.108**	**408.1**	F **318500.**
Stddev	.0485	.2249	.483	.367	5.3	3864.
%RSD	46.54	157.7	24.36	6.016	1.302	1.213
#1	.1093	-.3444	-2.228	6.525	402.7	316400.
#2	.0534	.0999	-2.292	5.830	408.5	316000.
#3	.1500	-.1833	-1.426	5.971	413.3	322900.
Check ?	Chk Pass	Chk Pass	Chk Pass	Chk Pass	Chk Pass	Chk Fail
High Limit						100000.
Low Limit						-5000.

Elem	Mg2790	Mn2576	Na5895	Ni2316	Pb2203	Sb2068
Line	279.079 {121}	257.610 {131}	589.592 { 57}	231.604 {446}	220.353 {453}	206.833 {463}
IS Ref	(Y_3600)	(Y_3600)	(Y_3710)	(Y_2243)	(Y_2243)	(Y_2243)
Units	ppb	ppb	ppb	ppb	ppb	ppb
Avg	F **778100.**	**110.5**	F **4991000.**	**4.203**	**-.9592**	**10.44**
Stddev	1793.	.3	65090.	1.194	2.840	2.25
%RSD	.2304	.2590	1.304	28.42	296.1	21.58
#1	778100.	110.9	4994000.	3.032	-3.813	10.33
#2	779900.	110.4	4924000.	5.419	-.9319	12.74
#3	776300.	110.4	5054000.	4.158	1.867	8.243
Check ?	Chk Fail	Chk Pass	Chk Fail	Chk Pass	Chk Pass	Chk Pass
High Limit	250000.		250000.			
Low Limit	-2000.		-5000.			

Sample Name: 460-126937-d-7-a Acquired: 1/24/2017 18:18:43 Type: Unk
Method: BC011117(v9) Mode: CONC Corr. Factor: 1.000000
User: admin Custom ID1: Custom ID2: Custom ID3:
Comment:

Elem	Se196	Tl1908	V_2924	Zn2062	B_2089	Mo2020
Line	196.090 {472}	190.856 {477}	292.402 {115}	206.200 {463}	208.959 {461}	202.030 {467}
IS Ref	(Y_2243)	(Y_2243)	(Y_3600)	(Y_2243)	(Y_2243)	(Y_2243)
Units	ppb	ppb	ppb	ppb	ppb	ppb
Avg	.1796	7.067	.9090	24.34	F 2826.	7.409
Stddev	3.060	1.299	.1612	.05	8.	.276
%RSD	1704.	18.39	17.73	.1951	.2977	3.730
#1	-.0637	5.567	1.042	24.29	2819.	7.323
#2	-2.752	7.782	.7298	24.38	2823.	7.718
#3	3.354	7.851	.9551	24.34	2835.	7.186
Check ?	Chk Pass	Chk Pass	Chk Pass	Chk Pass	Chk Fail	Chk Pass
High Limit					2000.	
Low Limit					-50.00	

Elem	Sn1899	Sr4077	Ti3349	Si2881
Line	189.989 {477}	407.771 { 83}	334.941 {101}	288.158 {117}
IS Ref	(Y_2243)	(Y_3710)	(Y_3600)	(Y_2243)
Units	ppb	ppb	ppb	ppb
Avg	-1.080	4970.	6.528	1598.
Stddev	.412	52.	.346	23.
%RSD	38.20	1.049	5.301	1.412
#1	-.8341	4937.	6.860	1584.
#2	-1.556	4943.	6.553	1624.
#3	-.8488	5030.	6.170	1585.
Check ?	Chk Pass	Chk Pass	Chk Pass	Chk Pass
High Limit				
Low Limit				

Int. Std.	Y_2243	Y_3600	Y_3710
Line	224.306 {450}	360.073 { 94}	371.030 { 91}
Units	Cts/S	Cts/S	Cts/S
Avg	3156.5	20329.	7133.9
Stddev	12.7	188.	38.9
%RSD	.40179	.92378	.54579
#1	3144.1	20114.	7104.2
#2	3155.8	20409.	7178.0
#3	3169.5	20463.	7119.5

Sample Name: 460-126937-d-8-a Acquired: 1/24/2017 18:22:49 Type: Unk
Method: BC011117(v9) Mode: CONC Corr. Factor: 1.000000
User: admin Custom ID1: Custom ID2: Custom ID3:
Comment:

Elem	Al3961	As1890	Ag3280	Ba2335	Be3130	Ca3181
Line	396.152 { 85}	189.042 {478}	328.068 {103}	233.527 {445}	313.042 {108}	318.128 {106}
IS Ref	(Y_3710)	(Y_2243)	(Y_3600)	(Y_2243)	(Y_3710)	(Y_3600)
Units	ppb	ppb	ppb	ppb	ppb	ppb
Avg	**117.2**	**6.517**	**.0036**	**27.53**	**-.0258**	F **274400.**
Stddev	26.4	2.057	.3902	.38	.0637	1761.
%RSD	22.55	31.56	10820.	1.367	247.2	.6415
#1	91.85	8.819	.2195	27.83	.0468	272400.
#2	144.6	5.870	-.4469	27.11	-.0727	275400.
#3	115.2	4.861	.2381	27.64	-.0515	275600.
Check ?	Chk Pass	Chk Pass	Chk Pass	Chk Pass	Chk Pass	Chk Fail
High Limit						250000.
Low Limit						-200.0

Elem	Cd2265	Co2286	Cr2677	Cu3247	Fe2714	K_7664
Line	226.502 {449}	228.616 {447}	267.716 {126}	324.754 {104}	271.441 {124}	766.490 { 44}
IS Ref	(Y_2243)	(Y_2243)	(Y_3600)	(Y_3600)	(Y_3600)	(Y_3710)
Units	ppb	ppb	ppb	ppb	ppb	ppb
Avg	**.1388**	**-.3997**	**-1.375**	**7.302**	**500.8**	F **343700.**
Stddev	.0837	.1978	.298	.647	3.7	3577.
%RSD	60.34	49.49	21.68	8.865	.7402	1.041
#1	.0975	-.5768	-1.719	6.555	497.2	341100.
#2	.2351	-.1862	-1.205	7.675	504.6	342200.
#3	.0837	-.4362	-1.201	7.677	500.7	347800.
Check ?	Chk Pass	Chk Pass	Chk Pass	Chk Pass	Chk Pass	Chk Fail
High Limit						100000.
Low Limit						-5000.

Elem	Mg2790	Mn2576	Na5895	Ni2316	Pb2203	Sb2068
Line	279.079 {121}	257.610 {131}	589.592 { 57}	231.604 {446}	220.353 {453}	206.833 {463}
IS Ref	(Y_3600)	(Y_3600)	(Y_3710)	(Y_2243)	(Y_2243)	(Y_2243)
Units	ppb	ppb	ppb	ppb	ppb	ppb
Avg	F **808800.**	**118.5**	F **5295000.**	**3.609**	**-1.969**	**8.778**
Stddev	6458.	2.2	68930.	.438	1.354	3.087
%RSD	.7984	1.847	1.302	12.14	68.79	35.16
#1	801400.	116.3	5374000.	4.014	-3.179	10.48
#2	812800.	118.3	5266000.	3.668	-2.221	10.64
#3	812300.	120.7	5246000.	3.144	-.5060	5.216
Check ?	Chk Fail	Chk Pass	Chk Fail	Chk Pass	Chk Pass	Chk Pass
High Limit	250000.		250000.			
Low Limit	-2000.		-5000.			

Sample Name: 460-126937-d-8-a Acquired: 1/24/2017 18:22:49 Type: Unk
Method: BC011117(v9) Mode: CONC Corr. Factor: 1.000000
User: admin Custom ID1: Custom ID2: Custom ID3:
Comment:

Elem	Se196	Tl1908	V_2924	Zn2062	B_2089	Mo2020
Line	196.090 {472}	190.856 {477}	292.402 {115}	206.200 {463}	208.959 {461}	202.030 {467}
IS Ref	(Y_2243)	(Y_2243)	(Y_3600)	(Y_2243)	(Y_2243)	(Y_2243)
Units	ppb	ppb	ppb	ppb	ppb	ppb
Avg	**-1.419**	**5.834**	**1.328**	**39.66**	F **3031.**	**7.733**
Stddev	1.186	1.891	.510	.29	9.	.385
%RSD	83.59	32.42	38.42	.7365	.2908	4.976
#1	-.3052	3.821	1.155	39.60	3042.	7.796
#2	-2.666	6.106	1.902	39.41	3028.	8.082
#3	-1.285	7.574	.9266	39.98	3025.	7.320
Check ?	Chk Pass	Chk Pass	Chk Pass	Chk Pass	Chk Fail	Chk Pass
High Limit					2000.	
Low Limit					-50.00	

Elem	Sn1899	Sr4077	Ti3349	Si2881
Line	189.989 {477}	407.771 { 83}	334.941 {101}	288.158 {117}
IS Ref	(Y_2243)	(Y_3710)	(Y_3600)	(Y_2243)
Units	ppb	ppb	ppb	ppb
Avg	**-.7906**	**5334.**	**7.705**	**1800.**
Stddev	.9545	41.	.321	27.
%RSD	120.7	.7770	4.160	1.499
#1	-1.379	5307.	7.435	1770.
#2	.3106	5313.	7.621	1823.
#3	-1.303	5382.	8.059	1808.
Check ?	Chk Pass	Chk Pass	Chk Pass	Chk Pass
High Limit				
Low Limit				

Int. Std.	Y_2243	Y_3600	Y_3710
Line	224.306 {450}	360.073 { 94}	371.030 { 91}
Units	Cts/S	Cts/S	Cts/S
Avg	**3125.7**	**20376.**	**7154.4**
Stddev	4.1	75.	51.6
%RSD	.13196	.36989	.72177
#1	3129.6	20461.	7166.2
#2	3126.0	20319.	7199.1
#3	3121.4	20347.	7097.8

Sample Name: 460-127100-a-1-a@5 Acquired: 1/24/2017 18:26:56 Type: Unk
Method: BC011117(v9) Mode: CONC Corr. Factor: 1.000000
User: admin Custom ID1: Custom ID2: Custom ID3:
Comment:

Elem	Al3961	As1890	Ag3280	Ba2335	Be3130	Ca3181
Line	396.152 { 85}	189.042 {478}	328.068 {103}	233.527 {445}	313.042 {108}	318.128 {106}
IS Ref	(Y_3710)	(Y_2243)	(Y_3600)	(Y_2243)	(Y_3710)	(Y_3600)
Units	ppb	ppb	ppb	ppb	ppb	ppb
Avg	**16070.**	**10.04**	**-2.563**	**78.06**	**2.363**	**18390.**
Stddev	64.	1.56	.313	.39	.085	129.
%RSD	.4004	15.55	12.22	.5040	3.596	.7009
#1	15990.	10.33	-2.903	78.45	2.436	18540.
#2	16110.	11.45	-2.499	78.07	2.270	18350.
#3	16090.	8.360	-2.287	77.67	2.383	18290.
Check ?	Chk Pass	Chk Pass	Chk Pass	Chk Pass	Chk Pass	Chk Pass
High Limit						
Low Limit						

Elem	Cd2265	Co2286	Cr2677	Cu3247	Fe2714	K_7664
Line	226.502 {449}	228.616 {447}	267.716 {126}	324.754 {104}	271.441 {124}	766.490 { 44}
IS Ref	(Y_2243)	(Y_2243)	(Y_3600)	(Y_3600)	(Y_3600)	(Y_3710)
Units	ppb	ppb	ppb	ppb	ppb	ppb
Avg	**.3354**	**17.21**	**136.2**	**10.10**	**115600.**	**3140.**
Stddev	.1015	.23	.0	.29	597.	103.
%RSD	30.27	1.307	.0255	2.916	.5159	3.287
#1	.2664	17.06	136.2	9.929	116300.	3254.
#2	.2878	17.47	136.2	10.44	115300.	3116.
#3	.4520	17.10	136.2	9.932	115300.	3052.
Check ?	Chk Pass	Chk Pass	Chk Pass	Chk Pass	Chk Pass	Chk Pass
High Limit						
Low Limit						

Elem	Mg2790	Mn2576	Na5895	Ni2316	Pb2203	Sb2068
Line	279.079 {121}	257.610 {131}	589.592 { 57}	231.604 {446}	220.353 {453}	206.833 {463}
IS Ref	(Y_3600)	(Y_3600)	(Y_3710)	(Y_2243)	(Y_2243)	(Y_2243)
Units	ppb	ppb	ppb	ppb	ppb	ppb
Avg	**3872.**	**795.0**	**50230.**	**25.04**	**7.615**	**-.8922**
Stddev	31.	3.2	541.	.10	.681	2.323
%RSD	.8031	.4071	1.078	.3807	8.950	260.4
#1	3897.	798.6	50840.	25.11	8.083	.2470
#2	3838.	793.8	50050.	24.93	6.833	.6414
#3	3882.	792.5	49810.	25.07	7.928	-3.565
Check ?	Chk Pass	Chk Pass	Chk Pass	Chk Pass	Chk Pass	Chk Pass
High Limit						
Low Limit						

Sample Name: 460-127100-a-1-a@5 Acquired: 1/24/2017 18:26:56 Type: Unk
Method: BC011117(v9) Mode: CONC Corr. Factor: 1.000000
User: admin Custom ID1: Custom ID2: Custom ID3:
Comment:

Elem	Se196	Tl1908	V_2924	Zn2062	B_2089	Mo2020
Line	196.090 {472}	190.856 {477}	292.402 {115}	206.200 {463}	208.959 {461}	202.030 {467}
IS Ref	(Y_2243)	(Y_2243)	(Y_3600)	(Y_2243)	(Y_2243)	(Y_2243)
Units	ppb	ppb	ppb	ppb	ppb	ppb
Avg	**1.528**	**-.0619**	**238.6**	**116.5**	**42.14**	**.4016**
Stddev	5.558	2.569	2.3	.5	.91	.0525
%RSD	363.7	4151.	.9527	.4175	2.154	13.08
#1	-2.107	-2.201	238.2	116.0	43.14	.3919
#2	-1.235	2.788	236.6	116.6	41.38	.3545
#3	7.927	-.7732	241.1	117.0	41.88	.4582
Check ?	Chk Pass	Chk Pass	Chk Pass	Chk Pass	Chk Pass	Chk Pass
High Limit						
Low Limit						

Elem	Sn1899	Sr4077	Ti3349	Si2881
Line	189.989 {477}	407.771 { 83}	334.941 {101}	288.158 {117}
IS Ref	(Y_2243)	(Y_3710)	(Y_3600)	(Y_2243)
Units	ppb	ppb	ppb	ppb
Avg	**-.0070**	**162.3**	**385.5**	**10320.**
Stddev	.3206	.4	.2	129.
%RSD	4552.	.2529	.0621	1.249
#1	-.3458	162.0	385.8	10180.
#2	.2916	162.2	385.3	10430.
#3	.0331	162.8	385.4	10360.
Check ?	Chk Pass	Chk Pass	Chk Pass	Chk Pass
High Limit				
Low Limit				

Int. Std.	Y_2243	Y_3600	Y_3710
Line	224.306 {450}	360.073 { 94}	371.030 { 91}
Units	Cts/S	Cts/S	Cts/S
Avg	**4208.1**	**27929.**	**8016.6**
Stddev	4.3	491.	47.4
%RSD	.10285	1.7578	.59136
#1	4208.5	27374.	7962.0
#2	4203.5	28108.	8040.8
#3	4212.2	28306.	8047.0

Sample Name: 460-127099-c-7-a Acquired: 1/24/2017 18:30:40 Type: Unk
Method: BC011117(v9) Mode: CONC Corr. Factor: 1.000000
User: admin Custom ID1: Custom ID2: Custom ID3:
Comment:

Elem	Al3961	As1890	Ag3280	Ba2335	Be3130	Ca3181
Line	396.152 { 85}	189.042 {478}	328.068 {103}	233.527 {445}	313.042 {108}	318.128 {106}
IS Ref	(Y_3710)	(Y_2243)	(Y_3600)	(Y_2243)	(Y_3710)	(Y_3600)
Units	ppb	ppb	ppb	ppb	ppb	ppb
Avg	**-6.850**	**.0450**	**.2543**	**.0255**	**.0105**	**24.54**
Stddev	15.98	.5751	.4762	.0745	.1254	2.52
%RSD	233.3	1277.	187.2	292.6	1192.	10.28
#1	11.30	.1331	.7689	-.0392	.0368	25.80
#2	-13.03	-.5690	.1649	.1069	-.1259	21.63
#3	-18.82	.5710	-.1707	.0087	.1207	26.18
Check ?	Chk Pass	Chk Pass	Chk Pass	Chk Pass	Chk Pass	Chk Pass
High Limit						
Low Limit						

Elem	Cd2265	Co2286	Cr2677	Cu3247	Fe2714	K_7664
Line	226.502 {449}	228.616 {447}	267.716 {126}	324.754 {104}	271.441 {124}	766.490 { 44}
IS Ref	(Y_2243)	(Y_2243)	(Y_3600)	(Y_3600)	(Y_3600)	(Y_3710)
Units	ppb	ppb	ppb	ppb	ppb	ppb
Avg	**-.0738**	**-.1605**	**-.0697**	**-1.262**	**2.766**	**179.2**
Stddev	.0765	.2244	.1435	.416	6.810	22.8
%RSD	103.6	139.8	205.9	32.98	246.2	12.74
#1	-.1215	.0656	-.2137	-1.715	.9184	164.5
#2	.0144	-.1638	-.0688	-.8972	-2.930	167.6
#3	-.1143	-.3832	.0733	-1.173	10.31	205.5
Check ?	Chk Pass	Chk Pass	Chk Pass	Chk Pass	Chk Pass	Chk Pass
High Limit						
Low Limit						

Elem	Mg2790	Mn2576	Na5895	Ni2316	Pb2203	Sb2068
Line	279.079 {121}	257.610 {131}	589.592 { 57}	231.604 {446}	220.353 {453}	206.833 {463}
IS Ref	(Y_3600)	(Y_3600)	(Y_3710)	(Y_2243)	(Y_2243)	(Y_2243)
Units	ppb	ppb	ppb	ppb	ppb	ppb
Avg	**3.917**	**.3271**	**1148.**	**-.2787**	**-1.419**	**-.2577**
Stddev	2.044	.0461	25.	.5597	1.402	.3893
%RSD	52.19	14.10	2.176	200.9	98.77	151.1
#1	3.916	.2744	1177.	-.1336	-3.035	-.5866
#2	1.873	.3602	1130.	-.8966	-.6933	.1721
#3	5.961	.3466	1138.	.1942	-.5292	-.3585
Check ?	Chk Pass	Chk Pass	Chk Pass	Chk Pass	Chk Pass	Chk Pass
High Limit						
Low Limit						

Sample Name: 460-127099-c-7-a Acquired: 1/24/2017 18:30:40 Type: Unk
Method: BC011117(v9) Mode: CONC Corr. Factor: 1.000000
User: admin Custom ID1: Custom ID2: Custom ID3:
Comment:

Elem	Se196	Tl1908	V_2924	Zn2062	B_2089	Mo2020
Line	196.090 {472}	190.856 {477}	292.402 {115}	206.200 {463}	208.959 {461}	202.030 {467}
IS Ref	(Y_2243)	(Y_2243)	(Y_3600)	(Y_2243)	(Y_2243)	(Y_2243)
Units	ppb	ppb	ppb	ppb	ppb	ppb
Avg	**-2.309**	**-.3341**	**-.0445**	**1.204**	**10.21**	**-.3468**
Stddev	.840	2.355	.1845	.050	.63	.2858
%RSD	36.37	704.7	414.3	4.187	6.124	82.40
#1	-1.551	1.902	.0668	1.168	10.43	-.1851
#2	-2.163	-2.792	-.2575	1.262	10.69	-.6767
#3	-3.212	-.1128	.0571	1.183	9.503	-.1785
Check ?	Chk Pass	Chk Pass	Chk Pass	Chk Pass	Chk Pass	Chk Pass
High Limit						
Low Limit						

Elem	Sn1899	Sr4077	Ti3349	Si2881
Line	189.989 {477}	407.771 { 83}	334.941 {101}	288.158 {117}
IS Ref	(Y_2243)	(Y_3710)	(Y_3600)	(Y_2243)
Units	ppb	ppb	ppb	ppb
Avg	**-.0100**	**.0105**	**-.1433**	**24.62**
Stddev	.3908	.1809	.1902	4.31
%RSD	3907.	1723.	132.7	17.51
#1	.3021	.1494	.0749	24.96
#2	.1163	.0761	-.2309	28.75
#3	-.4483	-.1940	-.2739	20.15
Check ?	Chk Pass	Chk Pass	Chk Pass	Chk Pass
High Limit				
Low Limit				

Int. Std.	Y_2243	Y_3600	Y_3710
Line	224.306 {450}	360.073 { 94}	371.030 { 91}
Units	Cts/S	Cts/S	Cts/S
Avg	**4230.3**	**28413.**	**8062.8**
Stddev	25.4	351.	16.5
%RSD	.59962	1.2339	.20455
#1	4208.5	28406.	8068.4
#2	4224.3	28066.	8044.2
#3	4258.1	28768.	8075.7

Sample Name: 460-127080-d-1-a Acquired: 1/24/2017 18:34:33 Type: Unk
Method: BC011117(v9) Mode: CONC Corr. Factor: 1.000000
User: admin Custom ID1: Custom ID2: Custom ID3:
Comment:

Elem	Al3961	As1890	Ag3280	Ba2335	Be3130	Ca3181
Line	396.152 { 85}	189.042 {478}	328.068 {103}	233.527 {445}	313.042 {108}	318.128 {106}
IS Ref	(Y_3710)	(Y_2243)	(Y_3600)	(Y_2243)	(Y_3710)	(Y_3600)
Units	ppb	ppb	ppb	ppb	ppb	ppb
Avg	**32.63**	**.2676**	**.3568**	**464.3**	**.0579**	**78980.**
Stddev	6.26	.9845	.7493	.9	.1131	670.
%RSD	19.20	367.9	210.0	.1969	195.4	.8483
#1	32.09	-.0158	-.3169	464.9	-.0022	78280.
#2	26.66	1.363	.2235	464.7	.1883	79040.
#3	39.15	-.5441	1.164	463.2	-.0125	79620.
Check ?	Chk Pass	Chk Pass	Chk Pass	Chk Pass	Chk Pass	Chk Pass
High Limit						
Low Limit						

Elem	Cd2265	Co2286	Cr2677	Cu3247	Fe2714	K_7664
Line	226.502 {449}	228.616 {447}	267.716 {126}	324.754 {104}	271.441 {124}	766.490 { 44}
IS Ref	(Y_2243)	(Y_2243)	(Y_3600)	(Y_3600)	(Y_3600)	(Y_3710)
Units	ppb	ppb	ppb	ppb	ppb	ppb
Avg	**.6091**	**2.976**	**.0331**	**-.3945**	**3.522**	**2561.**
Stddev	.1211	.194	.4335	.2254	8.913	41.
%RSD	19.89	6.531	1311.	57.13	253.1	1.603
#1	.7485	2.999	-.2774	-.6547	6.494	2516.
#2	.5299	3.158	-.1517	-.2646	10.57	2569.
#3	.5489	2.771	.5283	-.2641	-6.497	2597.
Check ?	Chk Pass	Chk Pass	Chk Pass	Chk Pass	Chk Pass	Chk Pass
High Limit						
Low Limit						

Elem	Mg2790	Mn2576	Na5895	Ni2316	Pb2203	Sb2068
Line	279.079 {121}	257.610 {131}	589.592 { 57}	231.604 {446}	220.353 {453}	206.833 {463}
IS Ref	(Y_3600)	(Y_3600)	(Y_3710)	(Y_2243)	(Y_2243)	(Y_2243)
Units	ppb	ppb	ppb	ppb	ppb	ppb
Avg	**22030.**	**1363.**	**35170.**	**9.202**	**-3.128**	**-.1255**
Stddev	206.	9.	94.	.178	1.459	.5006
%RSD	.9356	.6540	.2662	1.939	46.66	398.7
#1	21790.	1354.	35190.	9.283	-1.575	.1437
#2	22120.	1363.	35260.	8.998	-4.471	-.7031
#3	22170.	1372.	35080.	9.326	-3.337	.1827
Check ?	Chk Pass	Chk Pass	Chk Pass	Chk Pass	Chk Pass	Chk Pass
High Limit						
Low Limit						

Sample Name: 460-127080-d-1-a Acquired: 1/24/2017 18:34:33 Type: Unk
Method: BC011117(v9) Mode: CONC Corr. Factor: 1.000000
User: admin Custom ID1: Custom ID2: Custom ID3:
Comment:

Elem	Se196	Tl1908	V_2924	Zn2062	B_2089	Mo2020
Line	196.090 {472}	190.856 {477}	292.402 {115}	206.200 {463}	208.959 {461}	202.030 {467}
IS Ref	(Y_2243)	(Y_2243)	(Y_3600)	(Y_2243)	(Y_2243)	(Y_2243)
Units	ppb	ppb	ppb	ppb	ppb	ppb
Avg	**-.0996**	**3.515**	**.1388**	**8.833**	**44.44**	**1.309**
Stddev	1.337	2.204	.2791	.062	.38	.262
%RSD	1342.	62.70	201.0	.6984	.8538	20.04
#1	-1.632	5.668	.1903	8.772	44.71	1.021
#2	.8344	3.614	.3886	8.896	44.62	1.369
#3	.4982	1.263	-.1624	8.830	44.01	1.535
Check ?	Chk Pass	Chk Pass	Chk Pass	Chk Pass	Chk Pass	Chk Pass
High Limit						
Low Limit						

Elem	Sn1899	Sr4077	Ti3349	Si2881
Line	189.989 {477}	407.771 { 83}	334.941 {101}	288.158 {117}
IS Ref	(Y_2243)	(Y_3710)	(Y_3600)	(Y_2243)
Units	ppb	ppb	ppb	ppb
Avg	**.1098**	**204.2**	**4.149**	**3428.**
Stddev	.2088	1.9	.205	20.
%RSD	190.2	.9345	4.945	.5893
#1	-.0916	205.6	4.215	3419.
#2	.3252	202.0	3.918	3451.
#3	.0957	204.9	4.312	3413.
Check ?	Chk Pass	Chk Pass	Chk Pass	Chk Pass
High Limit				
Low Limit				

Int. Std.	Y_2243	Y_3600	Y_3710
Line	224.306 {450}	360.073 { 94}	371.030 { 91}
Units	Cts/S	Cts/S	Cts/S
Avg	**4125.7**	**27414.**	**7901.8**
Stddev	20.6	209.	63.1
%RSD	.50036	.76310	.79845
#1	4141.3	27574.	7936.8
#2	4133.6	27492.	7939.6
#3	4102.3	27177.	7829.0

Sample Name: 460-127186-d-18-a Acquired: 1/24/2017 18:38:21 Type: Unk
Method: BC011117(v9) Mode: CONC Corr. Factor: 1.000000
User: admin Custom ID1: Custom ID2: Custom ID3:
Comment:

Elem	Al3961	As1890	Ag3280	Ba2335	Be3130	Ca3181
Line	396.152 { 85}	189.042 {478}	328.068 {103}	233.527 {445}	313.042 {108}	318.128 {106}
IS Ref	(Y_3710)	(Y_2243)	(Y_3600)	(Y_2243)	(Y_3710)	(Y_3600)
Units	ppb	ppb	ppb	ppb	ppb	ppb
Avg	**51930.**	**23.05**	**-1.229**	**316.0**	**3.428**	**55950.**
Stddev	94.	.76	.188	.4	.095	299.
%RSD	.1802	3.302	15.26	.1219	2.766	.5342
#1	51860.	23.89	-1.037	315.5	3.505	56170.
#2	52030.	22.41	-1.238	316.2	3.456	56060.
#3	51890.	22.85	-1.411	316.2	3.322	55610.
Check ?	Chk Pass	Chk Pass	Chk Pass	Chk Pass	Chk Pass	Chk Pass
High Limit						
Low Limit						

Elem	Cd2265	Co2286	Cr2677	Cu3247	Fe2714	K_7664
Line	226.502 {449}	228.616 {447}	267.716 {126}	324.754 {104}	271.441 {124}	766.490 { 44}
IS Ref	(Y_2243)	(Y_2243)	(Y_3600)	(Y_3600)	(Y_3600)	(Y_3710)
Units	ppb	ppb	ppb	ppb	ppb	ppb
Avg	**.2810**	**22.83**	**223.0**	**137.1**	**79010.**	**8799.**
Stddev	.1180	.09	.9	.9	437.	21.
%RSD	41.98	.3956	.3900	.6749	.5530	.2403
#1	.1551	22.84	223.9	137.5	79340.	8819.
#2	.2988	22.91	222.9	137.9	79180.	8800.
#3	.3891	22.73	222.2	136.1	78510.	8777.
Check ?	Chk Pass	Chk Pass	Chk Pass	Chk Pass	Chk Pass	Chk Pass
High Limit						
Low Limit						

Elem	Mg2790	Mn2576	Na5895	Ni2316	Pb2203	Sb2068
Line	279.079 {121}	257.610 {131}	589.592 { 57}	231.604 {446}	220.353 {453}	206.833 {463}
IS Ref	(Y_3600)	(Y_3600)	(Y_3710)	(Y_2243)	(Y_2243)	(Y_2243)
Units	ppb	ppb	ppb	ppb	ppb	ppb
Avg	**20070.**	**3493.**	**85770.**	**82.47**	**27.29**	**-1.040**
Stddev	132.	11.	302.	.73	.75	1.546
%RSD	.6555	.3149	.3520	.8806	2.756	148.6
#1	20110.	3500.	85440.	81.73	28.15	.0106
#2	20180.	3499.	85830.	82.50	27.00	-.3155
#3	19930.	3480.	86030.	83.18	26.73	-2.815
Check ?	Chk Pass	Chk Pass	Chk Pass	Chk Pass	Chk Pass	Chk Pass
High Limit						
Low Limit						

Sample Name: 460-127186-d-18-a Acquired: 1/24/2017 18:38:21 Type: Unk
Method: BC011117(v9) Mode: CONC Corr. Factor: 1.000000
User: admin Custom ID1: Custom ID2: Custom ID3:
Comment:

Elem	Se196	Tl1908	V_2924	Zn2062	B_2089	Mo2020
Line	196.090 {472}	190.856 {477}	292.402 {115}	206.200 {463}	208.959 {461}	202.030 {467}
IS Ref	(Y_2243)	(Y_2243)	(Y_3600)	(Y_2243)	(Y_2243)	(Y_2243)
Units	ppb	ppb	ppb	ppb	ppb	ppb
Avg	**-1.505**	**-.0594**	**56.12**	**167.1**	**39.95**	**35.85**
Stddev	1.653	.9924	.13	1.2	.27	.38
%RSD	109.9	1670.	.2288	.7439	.6763	1.048
#1	.1452	.1923	55.98	166.7	39.66	35.64
#2	-1.498	.7828	56.15	166.0	40.00	35.63
#3	-3.161	-1.153	56.23	168.4	40.20	36.29
Check ?	Chk Pass	Chk Pass	Chk Pass	Chk Pass	Chk Pass	Chk Pass
High Limit						
Low Limit						

Elem	Sn1899	Sr4077	Ti3349	Si2881
Line	189.989 {477}	407.771 { 83}	334.941 {101}	288.158 {117}
IS Ref	(Y_2243)	(Y_3710)	(Y_3600)	(Y_2243)
Units	ppb	ppb	ppb	ppb
Avg	**15.37**	**119.5**	**1176.**	**19310.**
Stddev	.61	.6	1.	296.
%RSD	3.954	.5261	.0781	1.534
#1	15.53	119.2	1177.	19170.
#2	14.70	119.1	1177.	19110.
#3	15.89	120.2	1175.	19650.
Check ?	Chk Pass	Chk Pass	Chk Pass	Chk Pass
High Limit				
Low Limit				

Int. Std.	Y_2243	Y_3600	Y_3710
Line	224.306 {450}	360.073 { 94}	371.030 { 91}
Units	Cts/S	Cts/S	Cts/S
Avg	**4275.6**	**28210.**	**8215.5**
Stddev	5.1	203.	148.3
%RSD	.11989	.71853	1.8054
#1	4272.1	28027.	8181.7
#2	4281.5	28173.	8087.0
#3	4273.1	28428.	8377.8

Sample Name: pds 460-127036-a-8-a Acquired: 1/24/2017 18:42:05 Type: Unk
Method: BC011117(v9) Mode: CONC Corr. Factor: 1.000000
User: admin Custom ID1: Custom ID2: Custom ID3:
Comment:

Elem	Al3961	As1890	Ag3280	Ba2335	Be3130	Ca3181
Line	396.152 { 85}	189.042 {478}	328.068 {103}	233.527 {445}	313.042 {108}	318.128 {106}
IS Ref	(Y_3710)	(Y_2243)	(Y_3600)	(Y_2243)	(Y_3710)	(Y_3600)
Units	ppb	ppb	ppb	ppb	ppb	ppb
Avg	**25160.**	**1935.**	**48.62**	**2111.**	**45.71**	**28270.**
Stddev	208.	8.	.48	2.	.49	68.
%RSD	.8252	.3911	.9866	.1166	1.063	.2419
#1	24920.	1932.	48.98	2108.	45.15	28340.
#2	25260.	1929.	48.80	2111.	46.04	28210.
#3	25300.	1943.	48.07	2113.	45.93	28260.
Check ?	Chk Pass	Chk Pass	Chk Pass	Chk Pass	Chk Pass	Chk Pass
High Limit						
Low Limit						

Elem	Cd2265	Co2286	Cr2677	Cu3247	Fe2714	K_7664
Line	226.502 {449}	228.616 {447}	267.716 {126}	324.754 {104}	271.441 {124}	766.490 { 44}
IS Ref	(Y_2243)	(Y_2243)	(Y_3600)	(Y_3600)	(Y_3600)	(Y_3710)
Units	ppb	ppb	ppb	ppb	ppb	ppb
Avg	**50.08**	**501.0**	**307.4**	**276.6**	**46940.**	**24270.**
Stddev	.07	.6	2.2	1.8	87.	197.
%RSD	.1424	.1223	.7201	.6370	.1859	.8119
#1	50.09	501.2	309.0	277.2	46940.	24070.
#2	50.00	500.3	304.9	274.6	46860.	24280.
#3	50.14	501.5	308.3	278.0	47030.	24460.
Check ?	Chk Pass	Chk Pass	Chk Pass	Chk Pass	Chk Pass	Chk Pass
High Limit						
Low Limit						

Elem	Mg2790	Mn2576	Na5895	Ni2316	Pb2203	Sb2068
Line	279.079 {121}	257.610 {131}	589.592 { 57}	231.604 {446}	220.353 {453}	206.833 {463}
IS Ref	(Y_3600)	(Y_3600)	(Y_3710)	(Y_2243)	(Y_2243)	(Y_2243)
Units	ppb	ppb	ppb	ppb	ppb	ppb
Avg	**24680.**	**715.2**	**21770.**	**524.2**	**1084.**	**468.0**
Stddev	119.	1.1	129.	1.5	4.	2.0
%RSD	.4832	.1493	.5909	.2769	.3584	.4345
#1	24790.	715.1	21620.	523.8	1081.	466.6
#2	24550.	714.1	21840.	523.1	1082.	467.0
#3	24690.	716.3	21850.	525.9	1088.	470.3
Check ?	Chk Pass	Chk Pass	Chk Pass	Chk Pass	Chk Pass	Chk Pass
High Limit						
Low Limit						

Sample Name: pds 460-127036-a-8-a Acquired: 1/24/2017 18:42:05 Type: Unk
Method: BC011117(v9) Mode: CONC Corr. Factor: 1.000000
User: admin Custom ID1: Custom ID2: Custom ID3:
Comment:

Elem	Se196	Tl1908	V_2924	Zn2062	B_2089	Mo2020
Line	196.090 {472}	190.856 {477}	292.402 {115}	206.200 {463}	208.959 {461}	202.030 {467}
IS Ref	(Y_2243)	(Y_2243)	(Y_3600)	(Y_2243)	(Y_2243)	(Y_2243)
Units	ppb	ppb	ppb	ppb	ppb	ppb
Avg	**1879.**	**2014.**	**603.8**	**1210.**	**495.9**	**482.5**
Stddev	3.	7.	3.0	2.	2.4	1.0
%RSD	.1351	.3547	.5037	.1541	.4848	.1981
#1	1877.	2008.	605.0	1208.	493.1	481.5
#2	1882.	2013.	600.3	1212.	497.6	483.4
#3	1877.	2022.	606.0	1210.	497.0	482.7
Check ?	Chk Pass	Chk Pass	Chk Pass	Chk Pass	Chk Pass	Chk Pass
High Limit						
Low Limit						

Elem	Sn1899	Sr4077	Ti3349	Si2881
Line	189.989 {477}	407.771 { 83}	334.941 {101}	288.158 {117}
IS Ref	(Y_2243)	(Y_3710)	(Y_3600)	(Y_2243)
Units	ppb	ppb	ppb	ppb
Avg	**502.8**	**534.4**	**965.4**	**1265.**
Stddev	2.7	3.2	.9	29.
%RSD	.5408	.5916	.0980	2.256
#1	499.7	530.8	964.6	1232.
#2	504.3	536.2	965.3	1281.
#3	504.4	536.3	966.4	1283.
Check ?	Chk Pass	Chk Pass	Chk Pass	Chk Pass
High Limit				
Low Limit				

Int. Std.	Y_2243	Y_3600	Y_3710
Line	224.306 {450}	360.073 { 94}	371.030 { 91}
Units	Cts/S	Cts/S	Cts/S
Avg	**4182.3**	**27947.**	**8113.4**
Stddev	5.7	263.	30.8
%RSD	.13679	.94279	.37990
#1	4178.0	27652.	8109.0
#2	4180.0	28157.	8146.2
#3	4188.8	28034.	8085.0

Sample Name: 460-127036-a-8-c ms Acquired: 1/24/2017 18:45:36 Type: Unk
Method: BC011117(v9) Mode: CONC Corr. Factor: 1.000000
User: admin Custom ID1: Custom ID2: Custom ID3:
Comment:

Elem	Al3961	As1890	Ag3280	Ba2335	Be3130	Ca3181
Line	396.152 { 85}	189.042 {478}	328.068 {103}	233.527 {445}	313.042 {108}	318.128 {106}
IS Ref	(Y_3710)	(Y_2243)	(Y_3600)	(Y_2243)	(Y_3710)	(Y_3600)
Units	ppb	ppb	ppb	ppb	ppb	ppb
Avg	**25350.**	**974.0**	**23.48**	**1110.**	**23.71**	**20780.**
Stddev	125.	2.8	1.08	1.	.12	142.
%RSD	.4936	.2915	4.596	.1191	.5036	.6852
#1	25220.	977.3	23.43	1111.	23.59	20870.
#2	25470.	971.9	24.59	1109.	23.83	20850.
#3	25370.	972.9	22.43	1110.	23.71	20610.
Check ?	Chk Pass	Chk Pass	Chk Pass	Chk Pass	Chk Pass	Chk Pass
High Limit						
Low Limit						

Elem	Cd2265	Co2286	Cr2677	Cu3247	Fe2714	K_7664
Line	226.502 {449}	228.616 {447}	267.716 {126}	324.754 {104}	271.441 {124}	766.490 { 44}
IS Ref	(Y_2243)	(Y_2243)	(Y_3600)	(Y_3600)	(Y_3600)	(Y_3710)
Units	ppb	ppb	ppb	ppb	ppb	ppb
Avg	**25.92**	**256.6**	**232.1**	**156.8**	**54750.**	**13990.**
Stddev	.31	1.7	1.0	1.1	237.	127.
%RSD	1.184	.6619	.4385	.6724	.4325	.9068
#1	26.00	257.3	231.6	155.6	54860.	13870.
#2	26.19	257.9	233.2	157.5	54900.	14120.
#3	25.59	254.7	231.4	157.3	54480.	13980.
Check ?	Chk Pass	Chk Pass	Chk Pass	Chk Pass	Chk Pass	Chk Pass
High Limit						
Low Limit						

Elem	Mg2790	Mn2576	Na5895	Ni2316	Pb2203	Sb2068
Line	279.079 {121}	257.610 {131}	589.592 { 57}	231.604 {446}	220.353 {453}	206.833 {463}
IS Ref	(Y_3600)	(Y_3600)	(Y_3710)	(Y_2243)	(Y_2243)	(Y_2243)
Units	ppb	ppb	ppb	ppb	ppb	ppb
Avg	**16580.**	**466.4**	**10760.**	**275.2**	**865.7**	**237.0**
Stddev	144.	1.9	45.	1.5	5.3	2.1
%RSD	.8693	.4108	.4145	.5565	.6143	.8980
#1	16690.	466.9	10710.	276.2	868.2	236.6
#2	16620.	468.1	10800.	276.0	869.3	239.3
#3	16410.	464.3	10760.	273.5	859.6	235.1
Check ?	Chk Pass	Chk Pass	Chk Pass	Chk Pass	Chk Pass	Chk Pass
High Limit						
Low Limit						

Sample Name: 460-127036-a-8-c ms Acquired: 1/24/2017 18:45:36 Type: Unk
Method: BC011117(v9) Mode: CONC Corr. Factor: 1.000000
User: admin Custom ID1: Custom ID2: Custom ID3:
Comment:

Elem	Se196	Tl1908	V_2924	Zn2062	B_2089	Mo2020
Line	196.090 {472}	190.856 {477}	292.402 {115}	206.200 {463}	208.959 {461}	202.030 {467}
IS Ref	(Y_2243)	(Y_2243)	(Y_3600)	(Y_2243)	(Y_2243)	(Y_2243)
Units	ppb	ppb	ppb	ppb	ppb	ppb
Avg	**925.3**	**1002.**	**389.0**	**1002.**	**254.6**	**239.7**
Stddev	2.1	11.	1.4	3.	.5	.5
%RSD	.2302	1.082	.3557	.3136	.1804	.2274
#1	927.5	991.1	388.2	1005.	255.1	240.3
#2	925.2	1003.	390.6	1001.	254.5	239.8
#3	923.3	1013.	388.2	999.3	254.1	239.2
Check ?	Chk Pass	Chk Pass	Chk Pass	Chk Pass	Chk Pass	Chk Pass
High Limit						
Low Limit						

Elem	Sn1899	Sr4077	Ti3349	Si2881
Line	189.989 {477}	407.771 { 83}	334.941 {101}	288.158 {117}
IS Ref	(Y_2243)	(Y_3710)	(Y_3600)	(Y_2243)
Units	ppb	ppb	ppb	ppb
Avg	**253.8**	**273.6**	**749.0**	**1337.**
Stddev	3.1	1.5	2.0	12.
%RSD	1.203	.5502	.2723	.9172
#1	252.2	271.9	747.3	1329.
#2	257.3	274.8	751.2	1331.
#3	251.9	274.2	748.4	1351.
Check ?	Chk Pass	Chk Pass	Chk Pass	Chk Pass
High Limit				
Low Limit				

Int. Std.	Y_2243	Y_3600	Y_3710
Line	224.306 {450}	360.073 { 94}	371.030 { 91}
Units	Cts/S	Cts/S	Cts/S
Avg	**4197.2**	**27798.**	**8096.9**
Stddev	17.5	484.	70.6
%RSD	.41779	1.7418	.87233
#1	4179.2	27345.	8158.9
#2	4198.0	27741.	8020.0
#3	4214.3	28308.	8111.8

Sample Name: 460-127036-a-8-b du Acquired: 1/24/2017 18:49:12 Type: Unk
Method: BC011117(v9) Mode: CONC Corr. Factor: 1.000000
User: admin Custom ID1: Custom ID2: Custom ID3:
Comment:

Elem	Al3961	As1890	Ag3280	Ba2335	Be3130	Ca3181
Line	396.152 { 85}	189.042 {478}	328.068 {103}	233.527 {445}	313.042 {108}	318.128 {106}
IS Ref	(Y_3710)	(Y_2243)	(Y_3600)	(Y_2243)	(Y_3710)	(Y_3600)
Units	ppb	ppb	ppb	ppb	ppb	ppb
Avg	**23540.**	**28.38**	**-1.520**	**108.8**	**1.282**	**9300.**
Stddev	215.	.54	.255	.3	.073	36.
%RSD	.9124	1.895	16.77	.3042	5.716	.3890
#1	23670.	28.77	-1.610	109.0	1.336	9315.
#2	23660.	28.61	-1.232	108.9	1.310	9258.
#3	23290.	27.77	-1.718	108.4	1.198	9326.
Check ?	Chk Pass	Chk Pass	Chk Pass	Chk Pass	Chk Pass	Chk Pass
High Limit						
Low Limit						

Elem	Cd2265	Co2286	Cr2677	Cu3247	Fe2714	K_7664
Line	226.502 {449}	228.616 {447}	267.716 {126}	324.754 {104}	271.441 {124}	766.490 { 44}
IS Ref	(Y_2243)	(Y_2243)	(Y_3600)	(Y_3600)	(Y_3600)	(Y_3710)
Units	ppb	ppb	ppb	ppb	ppb	ppb
Avg	**1.262**	**6.560**	**122.2**	**39.76**	**49670.**	**3593.**
Stddev	.130	.201	.1	.09	55.	101.
%RSD	10.29	3.059	.0787	.2298	.1110	2.806
#1	1.270	6.755	122.2	39.86	49690.	3585.
#2	1.387	6.354	122.3	39.68	49610.	3697.
#3	1.128	6.572	122.2	39.75	49720.	3495.
Check ?	Chk Pass	Chk Pass	Chk Pass	Chk Pass	Chk Pass	Chk Pass
High Limit						
Low Limit						

Elem	Mg2790	Mn2576	Na5895	Ni2316	Pb2203	Sb2068
Line	279.079 {121}	257.610 {131}	589.592 { 57}	231.604 {446}	220.353 {453}	206.833 {463}
IS Ref	(Y_3600)	(Y_3600)	(Y_3710)	(Y_2243)	(Y_2243)	(Y_2243)
Units	ppb	ppb	ppb	ppb	ppb	ppb
Avg	**6424.**	**227.1**	**548.3**	**21.84**	**637.5**	**.7583**
Stddev	69.	1.3	18.6	.27	2.2	.8934
%RSD	1.067	.5599	3.390	1.243	.3517	117.8
#1	6372.	225.6	559.1	21.98	634.9	1.454
#2	6399.	227.5	558.9	22.01	638.4	-.2491
#3	6502.	228.1	526.8	21.52	639.1	1.070
Check ?	Chk Pass	Chk Pass	Chk Pass	Chk Pass	Chk Pass	Chk Pass
High Limit						
Low Limit						

Sample Name: 460-127036-a-8-b du Acquired: 1/24/2017 18:49:12 Type: Unk
Method: BC011117(v9) Mode: CONC Corr. Factor: 1.000000
User: admin Custom ID1: Custom ID2: Custom ID3:
Comment:

Elem	Se196	Tl1908	V_2924	Zn2062	B_2089	Mo2020
Line	196.090 {472}	190.856 {477}	292.402 {115}	206.200 {463}	208.959 {461}	202.030 {467}
IS Ref	(Y_2243)	(Y_2243)	(Y_3600)	(Y_2243)	(Y_2243)	(Y_2243)
Units	ppb	ppb	ppb	ppb	ppb	ppb
Avg	.2945	-1.547	134.6	736.3	20.37	2.793
Stddev	3.466	1.330	1.3	3.7	.35	.067
%RSD	1177.	85.93	.9380	.5037	1.706	2.384
#1	-2.008	-.4933	133.2	732.0	20.27	2.745
#2	-1.389	-1.108	135.3	738.9	20.76	2.766
#3	4.280	-3.041	135.4	737.9	20.09	2.869
Check ?	Chk Pass	Chk Pass	Chk Pass	Chk Pass	Chk Pass	Chk Pass
High Limit						
Low Limit						

Elem	Sn1899	Sr4077	Ti3349	Si2881
Line	189.989 {477}	407.771 { 83}	334.941 {101}	288.158 {117}
IS Ref	(Y_2243)	(Y_3710)	(Y_3600)	(Y_2243)
Units	ppb	ppb	ppb	ppb
Avg	5.769	21.80	480.6	1153.
Stddev	.486	.11	1.2	20.
%RSD	8.429	.4979	.2505	1.749
#1	5.271	21.73	481.8	1134.
#2	6.243	21.93	479.4	1174.
#3	5.793	21.75	480.6	1151.
Check ?	Chk Pass	Chk Pass	Chk Pass	Chk Pass
High Limit				
Low Limit				

Int. Std.	Y_2243	Y_3600	Y_3710
Line	224.306 {450}	360.073 { 94}	371.030 { 91}
Units	Cts/S	Cts/S	Cts/S
Avg	4234.8	28360.	8245.7
Stddev	11.5	132.	5.5
%RSD	.27044	.46575	.06612
#1	4243.2	28320.	8251.2
#2	4221.7	28507.	8245.4
#3	4239.4	28252.	8240.3

Sample Name: lcssrm 460-416023/2- Acquired: 1/24/2017 18:52:57 Type: QC
Method: BC011117(v9) Mode: CONC Corr. Factor: 1.000000
User: admin Custom ID1: Custom ID2: Custom ID3:
Comment:

Elem	Al3961	As1890	Ag3280	Ba2335	Be3130	Ca3181
Line	396.152 { 85}	189.042 {478}	328.068 {103}	233.527 {445}	313.042 {108}	318.128 {106}
IS Ref	(Y_3710)	(Y_2243)	(Y_3600)	(Y_2243)	(Y_3710)	(Y_3600)
Units	ppb	ppb	ppb	ppb	ppb	ppb
Avg	**28550.**	**281.7**	**277.9**	**522.6**	**312.5**	**31140.**
Stddev	78.	1.9	3.5	.6	.9	157.
%RSD	.2725	.6800	1.253	.1168	.2829	.5038
#1	28460.	283.4	274.0	523.0	312.3	30960.
#2	28610.	282.1	280.6	522.8	313.5	31250.
#3	28580.	279.6	279.1	521.9	311.8	31210.
Check ?	Chk Pass	Chk Pass	Chk Pass	Chk Pass	Chk Pass	Chk Pass
High Limit						
Low Limit						

Elem	Cd2265	Co2286	Cr2677	Cu3247	Fe2714	K_7664
Line	226.502 {449}	228.616 {447}	267.716 {126}	324.754 {104}	271.441 {124}	766.490 { 44}
IS Ref	(Y_2243)	(Y_2243)	(Y_3600)	(Y_3600)	(Y_3600)	(Y_3710)
Units	ppb	ppb	ppb	ppb	ppb	ppb
Avg	**388.5**	**304.7**	**321.8**	**270.5**	**67950.**	**11220.**
Stddev	1.2	.9	1.1	.8	442.	86.
%RSD	.2990	.2836	.3281	.2993	.6499	.7677
#1	387.4	303.7	320.8	270.0	67440.	11140.
#2	388.5	305.0	321.8	270.1	68140.	11320.
#3	389.7	305.3	322.9	271.5	68270.	11210.
Check ?	Chk Pass	Chk Pass	Chk Pass	Chk Pass	Chk Pass	Chk Pass
High Limit						
Low Limit						

Elem	Mg2790	Mn2576	Na5895	Ni2316	Pb2203	Sb2068
Line	279.079 {121}	257.610 {131}	589.592 { 57}	231.604 {446}	220.353 {453}	206.833 {463}
IS Ref	(Y_3600)	(Y_3600)	(Y_3710)	(Y_2243)	(Y_2243)	(Y_2243)
Units	ppb	ppb	ppb	ppb	ppb	ppb
Avg	**11060.**	**1377.**	**4910.**	**321.0**	**441.2**	**774.5**
Stddev	69.	7.	29.	1.1	2.4	3.5
%RSD	.6222	.5262	.5809	.3345	.5359	.4520
#1	11000.	1369.	4939.	319.9	441.6	770.4
#2	11140.	1379.	4882.	321.2	438.7	776.7
#3	11040.	1384.	4910.	322.0	443.4	776.2
Check ?	Chk Pass	Chk Pass	Chk Pass	Chk Pass	Chk Pass	Chk Pass
High Limit						
Low Limit						

Sample Name: lcssrm 460-416023/2- Acquired: 1/24/2017 18:52:57 Type: QC
Method: BC011117(v9) Mode: CONC Corr. Factor: 1.000000
User: admin Custom ID1: Custom ID2: Custom ID3:
Comment:

Elem	Se196	Tl1908	V_2924	Zn2062	B_2089	Mo2020
Line	196.090 {472}	190.856 {477}	292.402 {115}	206.200 {463}	208.959 {461}	202.030 {467}
IS Ref	(Y_2243)	(Y_2243)	(Y_3600)	(Y_2243)	(Y_2243)	(Y_2243)
Units	ppb	ppb	ppb	ppb	ppb	ppb
Avg	**383.3**	**964.4**	**273.7**	**997.9**	**407.2**	**290.5**
Stddev	5.2	10.3	1.3	3.4	3.9	1.9
%RSD	1.366	1.063	.4880	.3374	.9616	.6466
#1	377.3	952.8	272.2	995.3	402.7	288.4
#2	386.4	972.1	274.2	996.7	409.4	291.1
#3	386.2	968.3	274.7	1002.	409.6	292.0
Check ?	Chk Pass	Chk Pass	Chk Pass	Chk Pass	Chk Pass	Chk Pass
High Limit						
Low Limit						

Elem	Sn1899	Sr4077	Ti3349	Si2881
Line	189.989 {477}	407.771 { 83}	334.941 {101}	288.158 {117}
IS Ref	(Y_2243)	(Y_3710)	(Y_3600)	(Y_2243)
Units	ppb	ppb	ppb	ppb
Avg	**839.5**	**439.6**	**1213.**	**1300.**
Stddev	4.1	.5	2.	9.
%RSD	.4844	.1237	.1929	.7109
#1	834.9	439.2	1212.	1305.
#2	841.1	440.2	1212.	1289.
#3	842.5	439.3	1216.	1305.
Check ?	Chk Pass	Chk Pass	Chk Pass	None
High Limit				
Low Limit				

Int. Std.	Y_2243	Y_3600	Y_3710
Line	224.306 {450}	360.073 { 94}	371.030 { 91}
Units	Cts/S	Cts/S	Cts/S
Avg	**4310.9**	**28770.**	**8360.3**
Stddev	15.9	143.	39.1
%RSD	.36849	.49683	.46761
#1	4292.6	28664.	8324.5
#2	4319.1	28714.	8354.2
#3	4321.0	28933.	8402.0

Sample Name: CCV Acquired: 1/24/2017 18:56:32 Type: QC
Method: BC011117(v9) Mode: CONC Corr. Factor: 1.000000
User: admin Custom ID1: Custom ID2: Custom ID3:
Comment:

Elem	Al3961	As1890	Ag3280	Ba2335	Be3130	Ca3181
Line	396.152 { 85}	189.042 {478}	328.068 {103}	233.527 {445}	313.042 {108}	318.128 {106}
IS Ref	(Y_3710)	(Y_2243)	(Y_3600)	(Y_2243)	(Y_3710)	(Y_3600)
Units	ppb	ppb	ppb	ppb	ppb	ppb
Avg	**125400.**	**2459.**	**1274.**	**9917.**	**896.8**	**123500.**
Stddev	512.	10.	6.	3.	2.8	1025.
%RSD	.4079	.4122	.4401	.0316	.3104	.8305
#1	124800.	2466.	1277.	9915.	894.0	123300.
#2	125800.	2448.	1267.	9920.	899.5	122500.
#3	125600.	2463.	1277.	9915.	897.0	124600.
Check ?	Chk Pass	Chk Pass	Chk Pass	Chk Pass	Chk Pass	Chk Pass
Value						
Range						

Elem	Cd2265	Co2286	Cr2677	Cu3247	Fe2714	K_7664
Line	226.502 {449}	228.616 {447}	267.716 {126}	324.754 {104}	271.441 {124}	766.490 { 44}
IS Ref	(Y_2243)	(Y_2243)	(Y_3600)	(Y_3600)	(Y_3600)	(Y_3710)
Units	ppb	ppb	ppb	ppb	ppb	ppb
Avg	**1234.**	**2451.**	**5017.**	**12170.**	**100700.**	F **55650.**
Stddev	2.	2.	33.	38.	749.	269.
%RSD	.1950	.1012	.6513	.3102	.7434	.4829
#1	1235.	2453.	5008.	12170.	100600.	55380.
#2	1236.	2451.	4989.	12130.	100000.	55920.
#3	1231.	2448.	5053.	12210.	101500.	55660.
Check ?	Chk Pass	Chk Pass	Chk Pass	Chk Pass	Chk Pass	Chk Fail
Value						50000.
Range						10.50%

Elem	Mg2790	Mn2576	Na5895	Ni2316	Pb2203	Sb2068
Line	279.079 {121}	257.610 {131}	589.592 { 57}	231.604 {446}	220.353 {453}	206.833 {463}
IS Ref	(Y_3600)	(Y_3600)	(Y_3710)	(Y_2243)	(Y_2243)	(Y_2243)
Units	ppb	ppb	ppb	ppb	ppb	ppb
Avg	**123500.**	**5059.**	**137000.**	**2498.**	**7514.**	**961.2**
Stddev	1105.	33.	576.	6.	16.	1.5
%RSD	.8951	.6496	.4203	.2439	.2120	.1552
#1	123300.	5057.	136300.	2504.	7509.	962.7
#2	122500.	5027.	137500.	2498.	7531.	961.0
#3	124700.	5093.	137000.	2491.	7500.	959.8
Check ?	Chk Pass	Chk Pass	Chk Pass	Chk Pass	Chk Pass	Chk Pass
Value						
Range						

Sample Name: CCV Acquired: 1/24/2017 18:56:32 Type: QC
Method: BC011117(v9) Mode: CONC Corr. Factor: 1.000000
User: admin Custom ID1: Custom ID2: Custom ID3:
Comment:

Elem	Se196	Tl1908	V_2924	Zn2062	B_2089	Mo2020
Line	196.090 {472}	190.856 {477}	292.402 {115}	206.200 {463}	208.959 {461}	202.030 {467}
IS Ref	(Y_2243)	(Y_2243)	(Y_3600)	(Y_2243)	(Y_2243)	(Y_2243)
Units	ppb	ppb	ppb	ppb	ppb	ppb
Avg	**2429.**	**2509.**	**2477.**	**2532.**	**963.4**	**2403.**
Stddev	14.	8.	13.	7.	3.2	6.
%RSD	.5786	.3329	.5368	.2619	.3339	.2318
#1	2445.	2500.	2477.	2529.	965.0	2409.
#2	2422.	2516.	2463.	2540.	959.7	2402.
#3	2419.	2512.	2490.	2528.	965.5	2398.
Check ?	Chk Pass	Chk Pass	Chk Pass	Chk Pass	Chk Pass	Chk Pass
Value						
Range						

Elem	Sn1899	Sr4077	Ti3349	Si2881
Line	189.989 {477}	407.771 { 83}	334.941 {101}	288.158 {117}
IS Ref	(Y_2243)	(Y_3710)	(Y_3600)	(Y_2243)
Units	ppb	ppb	ppb	ppb
Avg	**1000.0**	**5176.**	**9997.**	**6766.**
Stddev	5.43	23.	35.	47.
%RSD	.5432	.4397	.3484	.6875
#1	1006.	5153.	9988.	6791.
#2	995.9	5198.	9968.	6794.
#3	997.9	5176.	10040.	6712.
Check ?	Chk Pass	Chk Pass	Chk Pass	None
Value				
Range				

Int. Std.	Y_2243	Y_3600	Y_3710
Line	224.306 {450}	360.073 { 94}	371.030 { 91}
Units	Cts/S	Cts/S	Cts/S
Avg	**3919.8**	**25887.**	**7679.1**
Stddev	16.4	296.	109.2
%RSD	.41919	1.1449	1.4216
#1	3936.4	25899.	7747.0
#2	3903.6	26177.	7737.1
#3	3919.4	25585.	7553.2

Sample Name: CCB Acquired: 1/24/2017 19:00:00 Type: QC
Method: BC011117(v9) Mode: CONC Corr. Factor: 1.000000
User: admin Custom ID1: Custom ID2: Custom ID3:
Comment:

Elem	Al3961	As1890	Ag3280	Ba2335	Be3130	Ca3181
Line	396.152 { 85}	189.042 {478}	328.068 {103}	233.527 {445}	313.042 {108}	318.128 {106}
IS Ref	(Y_3710)	(Y_2243)	(Y_3600)	(Y_2243)	(Y_3710)	(Y_3600)
Units	ppb	ppb	ppb	ppb	ppb	ppb
Avg	**8.271**	**1.938**	**.3481**	**.3098**	**.0683**	**19.31**
Stddev	8.372	1.866	.6516	.4326	.1286	4.08
%RSD	101.2	96.32	187.2	139.7	188.1	21.11
#1	17.88	1.228	1.095	.7959	.1588	23.56
#2	2.544	4.054	.0540	.1663	.1251	15.44
#3	4.391	.5300	-.1047	-.0330	-.0788	18.94
Check ?	Chk Pass	Chk Pass	Chk Pass	Chk Pass	Chk Pass	Chk Pass
High Limit						
Low Limit						

Elem	Cd2265	Co2286	Cr2677	Cu3247	Fe2714	K_7664
Line	226.502 {449}	228.616 {447}	267.716 {126}	324.754 {104}	271.441 {124}	766.490 { 44}
IS Ref	(Y_2243)	(Y_2243)	(Y_3600)	(Y_3600)	(Y_3600)	(Y_3710)
Units	ppb	ppb	ppb	ppb	ppb	ppb
Avg	**.1107**	**-.0435**	**-.2353**	**-.5831**	**-3.459**	**74.55**
Stddev	.0288	.1437	.2329	.5408	3.234	28.62
%RSD	26.04	330.7	98.95	92.75	93.49	38.40
#1	.1178	-.1151	-.0106	-.1451	-2.086	41.55
#2	.1352	.1220	-.4756	-.4165	-1.138	92.71
#3	.0790	-.1373	-.2198	-1.188	-7.153	89.37
Check ?	Chk Pass	Chk Pass	Chk Pass	Chk Pass	Chk Pass	Chk Pass
High Limit						
Low Limit						

Elem	Mg2790	Mn2576	Na5895	Ni2316	Pb2203	Sb2068
Line	279.079 {121}	257.610 {131}	589.592 { 57}	231.604 {446}	220.353 {453}	206.833 {463}
IS Ref	(Y_3600)	(Y_3600)	(Y_3710)	(Y_2243)	(Y_2243)	(Y_2243)
Units	ppb	ppb	ppb	ppb	ppb	ppb
Avg	**2.100**	**.1158**	**347.1**	**.4728**	**.2642**	**1.714**
Stddev	3.945	.0420	32.5	.4660	.8475	.885
%RSD	187.9	36.27	9.355	98.56	320.8	51.60
#1	6.086	.1569	375.1	.2323	1.230	2.708
#2	2.018	.0729	311.5	1.010	-.3541	1.012
#3	-1.803	.1178	354.8	.1762	-.0835	1.424
Check ?	Chk Pass	Chk Pass	Chk Pass	Chk Pass	Chk Pass	Chk Pass
High Limit						
Low Limit						

Sample Name: CCB Acquired: 1/24/2017 19:00:00 Type: QC
Method: BC011117(v9) Mode: CONC Corr. Factor: 1.000000
User: admin Custom ID1: Custom ID2: Custom ID3:
Comment:

Elem	Se196	Tl1908	V_2924	Zn2062	B_2089	Mo2020
Line	196.090 {472}	190.856 {477}	292.402 {115}	206.200 {463}	208.959 {461}	202.030 {467}
IS Ref	(Y_2243)	(Y_2243)	(Y_3600)	(Y_2243)	(Y_2243)	(Y_2243)
Units	ppb	ppb	ppb	ppb	ppb	ppb
Avg	**-1.317**	**-.7107**	**.2444**	**.8139**	**3.122**	**2.332**
Stddev	1.425	1.359	.0951	.1678	.731	.473
%RSD	108.2	191.2	38.93	20.61	23.40	20.27
#1	-.1349	-1.827	.2974	.9476	3.849	1.788
#2	-2.899	.8020	.1345	.8685	3.129	2.558
#3	-.9174	-1.107	.3012	.6257	2.388	2.649
Check ?	Chk Pass	Chk Pass	Chk Pass	Chk Pass	Chk Pass	Chk Pass
High Limit						
Low Limit						

Elem	Sn1899	Sr4077	Ti3349	Si2881
Line	189.989 {477}	407.771 { 83}	334.941 {101}	288.158 {117}
IS Ref	(Y_2243)	(Y_3710)	(Y_3600)	(Y_2243)
Units	ppb	ppb	ppb	ppb
Avg	**-.2367**	**.0737**	**.8745**	**-24.05**
Stddev	.0318	.2719	.2061	18.92
%RSD	13.45	368.6	23.57	78.69
#1	-.2377	.3865	.6493	-5.683
#2	-.2043	-.1056	.9203	-43.49
#3	-.2680	-.0597	1.054	-22.98
Check ?	Chk Pass	Chk Pass	Chk Pass	None
High Limit				
Low Limit				

Int. Std.	Y_2243	Y_3600	Y_3710
Line	224.306 {450}	360.073 { 94}	371.030 { 91}
Units	Cts/S	Cts/S	Cts/S
Avg	**4231.3**	**28029.**	**7953.5**
Stddev	23.9	476.	140.8
%RSD	.56500	1.6996	1.7709
#1	4224.6	27480.	7808.4
#2	4257.9	28293.	7962.6
#3	4211.5	28316.	8089.6

Sample Name: CCVL Acquired: 1/24/2017 19:03:53 Type: QC
Method: BC011117(v9) Mode: CONC Corr. Factor: 1.000000
User: admin Custom ID1: Custom ID2: Custom ID3:
Comment:

Elem	Al3961	As1890	Ag3280	Ba2335	Be3130	Ca3181
Line	396.152 { 85}	189.042 {478}	328.068 {103}	233.527 {445}	313.042 {108}	318.128 {106}
IS Ref	(Y_3710)	(Y_2243)	(Y_3600)	(Y_2243)	(Y_3710)	(Y_3600)
Units	ppb	ppb	ppb	ppb	ppb	ppb
Avg	**201.9**	**15.53**	**10.08**	**200.5**	**1.733**	**4864.**
Stddev	14.3	1.58	.24	.5	.067	36.
%RSD	7.083	10.16	2.370	.2602	3.862	.7334
#1	217.7	17.15	10.12	200.9	1.764	4866.
#2	189.9	15.44	9.824	199.9	1.778	4827.
#3	198.0	13.99	10.30	200.7	1.656	4898.
Check ?	Chk Pass	Chk Pass	Chk Pass	Chk Pass	Chk Pass	Chk Pass
Value						
Range						

Elem	Cd2265	Co2286	Cr2677	Cu3247	Fe2714	K_7664
Line	226.502 {449}	228.616 {447}	267.716 {126}	324.754 {104}	271.441 {124}	766.490 { 44}
IS Ref	(Y_2243)	(Y_2243)	(Y_3600)	(Y_3600)	(Y_3600)	(Y_3710)
Units	ppb	ppb	ppb	ppb	ppb	ppb
Avg	**4.047**	**50.80**	**9.802**	**22.32**	**166.0**	**5198.**
Stddev	.068	.38	.196	.51	2.6	103.
%RSD	1.681	.7385	1.998	2.263	1.579	1.990
#1	3.974	50.74	9.984	21.74	164.7	5191.
#2	4.108	50.46	9.829	22.59	164.3	5305.
#3	4.060	51.20	9.595	22.64	169.0	5098.
Check ?	Chk Pass	Chk Pass	Chk Pass	Chk Pass	Chk Pass	Chk Pass
Value						
Range						

Elem	Mg2790	Mn2576	Na5895	Ni2316	Pb2203	Sb2068
Line	279.079 {121}	257.610 {131}	589.592 { 57}	231.604 {446}	220.353 {453}	206.833 {463}
IS Ref	(Y_3600)	(Y_3600)	(Y_3710)	(Y_2243)	(Y_2243)	(Y_2243)
Units	ppb	ppb	ppb	ppb	ppb	ppb
Avg	**4719.**	**15.67**	**5313.**	**42.24**	**10.98**	**19.01**
Stddev	95.	.16	38.	.74	.89	1.66
%RSD	2.007	1.044	.7084	1.741	8.107	8.713
#1	4659.	15.60	5356.	41.86	11.18	20.51
#2	4669.	15.56	5288.	41.77	10.01	17.23
#3	4828.	15.86	5295.	43.09	11.75	19.30
Check ?	Chk Pass	Chk Pass	Chk Pass	Chk Pass	Chk Pass	Chk Pass
Value						
Range						

Sample Name: CCVL Acquired: 1/24/2017 19:03:53 Type: QC
Method: BC011117(v9) Mode: CONC Corr. Factor: 1.000000
User: admin Custom ID1: Custom ID2: Custom ID3:
Comment:

Elem	Se196	Tl1908	V_2924	Zn2062	B_2089	Mo2020
Line	196.090 {472}	190.856 {477}	292.402 {115}	206.200 {463}	208.959 {461}	202.030 {467}
IS Ref	(Y_2243)	(Y_2243)	(Y_3600)	(Y_2243)	(Y_2243)	(Y_2243)
Units	ppb	ppb	ppb	ppb	ppb	ppb
Avg	**20.01**	**22.79**	**49.36**	**31.47**	**48.86**	**19.13**
Stddev	5.21	3.53	.66	.48	.41	.65
%RSD	26.06	15.50	1.341	1.536	.8317	3.383
#1	14.07	24.29	48.69	31.31	48.79	18.39
#2	22.11	25.32	49.37	31.09	48.50	19.60
#3	23.84	18.75	50.01	32.01	49.30	19.40
Check ?	Chk Pass	Chk Pass	Chk Pass	Chk Pass	Chk Pass	Chk Pass
Value						
Range						

Elem	Sn1899	Sr4077	Ti3349	Si2881
Line	189.989 {477}	407.771 { 83}	334.941 {101}	288.158 {117}
IS Ref	(Y_2243)	(Y_3710)	(Y_3600)	(Y_2243)
Units	ppb	ppb	ppb	ppb
Avg	**49.01**	**20.69**	**20.28**	F **-30.84**
Stddev	.83	.16	.11	18.52
%RSD	1.688	.7567	.5476	60.06
#1	48.63	20.85	20.22	-30.63
#2	48.44	20.69	20.22	-49.47
#3	49.95	20.54	20.41	-12.42
Check ?	Chk Pass	Chk Pass	Chk Pass	Chk Fail
Value				200.0
Range				-30.50%

Int. Std.	Y_2243	Y_3600	Y_3710
Line	224.306 {450}	360.073 { 94}	371.030 { 91}
Units	Cts/S	Cts/S	Cts/S
Avg	**4207.4**	**28000.**	**8031.5**
Stddev	36.2	364.	48.4
%RSD	.86071	1.3004	.60234
#1	4203.0	28003.	7976.8
#2	4245.6	28362.	8049.1
#3	4173.6	27634.	8068.6

Sample Name: mb 460-416023/1-a@2 Acquired: 1/24/2017 19:07:43 Type: QC
Method: BC011117(v9) Mode: CONC Corr. Factor: 1.000000
User: admin Custom ID1: Custom ID2: Custom ID3:
Comment:

Elem	Al3961	As1890	Ag3280	Ba2335	Be3130	Ca3181
Line	396.152 { 85}	189.042 {478}	328.068 {103}	233.527 {445}	313.042 {108}	318.128 {106}
IS Ref	(Y_3710)	(Y_2243)	(Y_3600)	(Y_2243)	(Y_3710)	(Y_3600)
Units	ppb	ppb	ppb	ppb	ppb	ppb
Avg	**-12.12**	**-.0384**	**.7823**	**-.0083**	**.0111**	**16.68**
Stddev	19.10	1.685	.4662	.1301	.1653	9.19
%RSD	157.5	4392.	59.59	1563.	1489.	55.08
#1	5.963	-1.984	1.077	-.1477	.1676	24.86
#2	-10.24	.9247	1.025	.1099	-.1617	6.736
#3	-32.09	.9446	.2449	.0129	.0273	18.46
Check ?	Chk Pass	Chk Pass	Chk Pass	Chk Pass	Chk Pass	Chk Pass
High Limit						
Low Limit						

Elem	Cd2265	Co2286	Cr2677	Cu3247	Fe2714	K_7664
Line	226.502 {449}	228.616 {447}	267.716 {126}	324.754 {104}	271.441 {124}	766.490 { 44}
IS Ref	(Y_2243)	(Y_2243)	(Y_3600)	(Y_3600)	(Y_3600)	(Y_3710)
Units	ppb	ppb	ppb	ppb	ppb	ppb
Avg	**-.0453**	**.0976**	**-.1919**	**-1.185**	**-4.352**	**-8.578**
Stddev	.1495	.1086	.5966	.348	4.158	85.98
%RSD	329.9	111.2	310.9	29.41	95.54	1002.
#1	-.2033	.1257	-.4030	-.9717	-7.572	-107.4
#2	.0938	.1893	.4816	-.9954	.3421	32.27
#3	-.0264	-.0223	-.6544	-1.587	-5.826	49.36
Check ?	Chk Pass	Chk Pass	Chk Pass	Chk Pass	Chk Pass	Chk Pass
High Limit						
Low Limit						

Elem	Mg2790	Mn2576	Na5895	Ni2316	Pb2203	Sb2068
Line	279.079 {121}	257.610 {131}	589.592 { 57}	231.604 {446}	220.353 {453}	206.833 {463}
IS Ref	(Y_3600)	(Y_3600)	(Y_3710)	(Y_2243)	(Y_2243)	(Y_2243)
Units	ppb	ppb	ppb	ppb	ppb	ppb
Avg	**2.564**	**.0201**	**339.5**	**.4700**	**-.5021**	**-.0455**
Stddev	7.730	.0696	29.4	.4964	2.228	1.472
%RSD	301.5	346.5	8.674	105.6	443.7	3234.
#1	11.01	.0994	352.0	-.0969	-2.093	-1.742
#2	.8267	-.0309	360.7	.8269	2.044	.7064
#3	-4.150	-.0082	305.9	.6799	-1.457	.8988
Check ?	Chk Pass	Chk Pass	Chk Pass	Chk Pass	Chk Pass	Chk Pass
High Limit						
Low Limit						

Sample Name: mb 460-416023/1-a@2 Acquired: 1/24/2017 19:07:43 Type: QC
Method: BC011117(v9) Mode: CONC Corr. Factor: 1.000000
User: admin Custom ID1: Custom ID2: Custom ID3:
Comment:

Elem	Se196	Tl1908	V_2924	Zn2062	B_2089	Mo2020
Line	196.090 {472}	190.856 {477}	292.402 {115}	206.200 {463}	208.959 {461}	202.030 {467}
IS Ref	(Y_2243)	(Y_2243)	(Y_3600)	(Y_2243)	(Y_2243)	(Y_2243)
Units	ppb	ppb	ppb	ppb	ppb	ppb
Avg	**.4639**	**-.8530**	**.4816**	**.0582**	**1.980**	**-.1634**
Stddev	3.636	1.976	.3789	.0477	.989	.3881
%RSD	783.9	231.7	78.67	81.94	49.94	237.6
#1	1.282	-2.649	.8782	.0814	3.117	-.6014
#2	3.621	1.264	.4433	.0898	1.328	-.0265
#3	-3.512	-1.174	.1233	.0033	1.494	.1378
Check ?	Chk Pass	Chk Pass	Chk Pass	Chk Pass	Chk Pass	Chk Pass
High Limit						
Low Limit						

Elem	Sn1899	Sr4077	Ti3349	Si2881
Line	189.989 {477}	407.771 { 83}	334.941 {101}	288.158 {117}
IS Ref	(Y_2243)	(Y_3710)	(Y_3600)	(Y_2243)
Units	ppb	ppb	ppb	ppb
Avg	**.0135**	**-.1706**	**-.2159**	**2.906**
Stddev	.5293	.1618	.1540	7.086
%RSD	3921.	94.84	71.32	243.8
#1	-.5651	.0157	-.0630	1.395
#2	.1323	-.2758	-.3710	-3.301
#3	.4734	-.2517	-.2139	10.63
Check ?	Chk Pass	Chk Pass	Chk Pass	None
High Limit				
Low Limit				

Int. Std.	Y_2243	Y_3600	Y_3710
Line	224.306 {450}	360.073 { 94}	371.030 { 91}
Units	Cts/S	Cts/S	Cts/S
Avg	**4230.9**	**28203.**	**8059.4**
Stddev	41.8	401.	203.8
%RSD	.98827	1.4227	2.5283
#1	4200.4	28262.	8147.1
#2	4213.7	27775.	7826.5
#3	4278.5	28571.	8204.7

Sample Name: 460-127036-a-8-a@4 Acquired: 1/24/2017 19:11:35 Type: Unk
Method: BC011117(v9) Mode: CONC Corr. Factor: 1.000000
User: admin Custom ID1: Custom ID2: Custom ID3:
Comment:

Elem	Al3961	As1890	Ag3280	Ba2335	Be3130	Ca3181
Line	396.152 { 85}	189.042 {478}	328.068 {103}	233.527 {445}	313.042 {108}	318.128 {106}
IS Ref	(Y_3710)	(Y_2243)	(Y_3600)	(Y_2243)	(Y_3710)	(Y_3600)
Units	ppb	ppb	ppb	ppb	ppb	ppb
Avg	**23220.**	**28.80**	**-.8917**	**113.3**	**1.214**	**9460.**
Stddev	77.	1.41	.8620	.2	.092	72.
%RSD	.3324	4.880	96.67	.1519	7.556	.7578
#1	23190.	29.86	-.9318	113.1	1.136	9539.
#2	23160.	29.34	-1.733	113.3	1.192	9400.
#3	23300.	27.21	-.0103	113.5	1.315	9441.
Check ?	Chk Pass	Chk Pass	Chk Pass	Chk Pass	Chk Pass	Chk Pass
High Limit						
Low Limit						

Elem	Cd2265	Co2286	Cr2677	Cu3247	Fe2714	K_7664
Line	226.502 {449}	228.616 {447}	267.716 {126}	324.754 {104}	271.441 {124}	766.490 { 44}
IS Ref	(Y_2243)	(Y_2243)	(Y_3600)	(Y_3600)	(Y_3600)	(Y_3710)
Units	ppb	ppb	ppb	ppb	ppb	ppb
Avg	**1.219**	**6.625**	**111.6**	**40.53**	**47100.**	**3219.**
Stddev	.094	.112	1.2	.20	378.	45.
%RSD	7.687	1.694	1.114	.4821	.8015	1.395
#1	1.316	6.748	113.1	40.44	47520.	3205.
#2	1.129	6.600	110.7	40.40	46790.	3270.
#3	1.213	6.528	111.2	40.76	47000.	3184.
Check ?	Chk Pass	Chk Pass	Chk Pass	Chk Pass	Chk Pass	Chk Pass
High Limit						
Low Limit						

Elem	Mg2790	Mn2576	Na5895	Ni2316	Pb2203	Sb2068
Line	279.079 {121}	257.610 {131}	589.592 { 57}	231.604 {446}	220.353 {453}	206.833 {463}
IS Ref	(Y_3600)	(Y_3600)	(Y_3710)	(Y_2243)	(Y_2243)	(Y_2243)
Units	ppb	ppb	ppb	ppb	ppb	ppb
Avg	**6484.**	**229.1**	**367.8**	**21.71**	**602.4**	**.7160**
Stddev	47.	1.2	30.0	.11	1.2	2.440
%RSD	.7190	.5118	8.158	.4982	.1935	340.9
#1	6525.	230.2	378.6	21.64	603.4	-.8663
#2	6433.	227.9	390.9	21.83	602.6	-.5124
#3	6494.	229.2	333.9	21.65	601.1	3.527
Check ?	Chk Pass	Chk Pass	Chk Pass	Chk Pass	Chk Pass	Chk Pass
High Limit						
Low Limit						

Sample Name: 460-127036-a-8-a@4 Acquired: 1/24/2017 19:11:35 Type: Unk
Method: BC011117(v9) Mode: CONC Corr. Factor: 1.000000
User: admin Custom ID1: Custom ID2: Custom ID3:
Comment:

Elem	Se196	Tl1908	V_2924	Zn2062	B_2089	Mo2020
Line	196.090 {472}	190.856 {477}	292.402 {115}	206.200 {463}	208.959 {461}	202.030 {467}
IS Ref	(Y_2243)	(Y_2243)	(Y_3600)	(Y_2243)	(Y_2243)	(Y_2243)
Units	ppb	ppb	ppb	ppb	ppb	ppb
Avg	**-.1814**	**-.2129**	**117.8**	**720.2**	**18.25**	**2.801**
Stddev	5.943	.3560	.6	1.2	.70	.384
%RSD	3276.	167.2	.5011	.1630	3.814	13.72
#1	1.555	.0359	118.3	719.2	17.48	2.490
#2	-6.799	-.6207	117.1	721.5	18.82	2.682
#3	4.699	-.0541	117.9	720.0	18.45	3.230
Check ?	Chk Pass	Chk Pass	Chk Pass	Chk Pass	Chk Pass	Chk Pass
High Limit						
Low Limit						

Elem	Sn1899	Sr4077	Ti3349	Si2881
Line	189.989 {477}	407.771 { 83}	334.941 {101}	288.158 {117}
IS Ref	(Y_2243)	(Y_3710)	(Y_3600)	(Y_2243)
Units	ppb	ppb	ppb	ppb
Avg	**5.756**	**22.29**	**473.8**	**1223.**
Stddev	.705	.29	3.8	14.
%RSD	12.24	1.284	.7988	1.161
#1	4.968	21.97	478.1	1213.
#2	5.973	22.41	471.8	1217.
#3	6.327	22.51	471.4	1240.
Check ?	Chk Pass	Chk Pass	Chk Pass	Chk Pass
High Limit				
Low Limit				

Int. Std.	Y_2243	Y_3600	Y_3710
Line	224.306 {450}	360.073 { 94}	371.030 { 91}
Units	Cts/S	Cts/S	Cts/S
Avg	**4269.6**	**28235.**	**8210.8**
Stddev	23.1	433.	27.3
%RSD	.54074	1.5321	.33235
#1	4246.3	27753.	8193.8
#2	4270.2	28589.	8242.3
#3	4292.4	28364.	8196.4

Sample Name: sd 460-127036-a-8-a Acquired: 1/24/2017 19:15:20 Type: Unk
Method: BC011117(v9) Mode: CONC Corr. Factor: 1.000000
User: admin Custom ID1: Custom ID2: Custom ID3:
Comment:

Elem	Al3961	As1890	Ag3280	Ba2335	Be3130	Ca3181
Line	396.152 { 85}	189.042 {478}	328.068 {103}	233.527 {445}	313.042 {108}	318.128 {106}
IS Ref	(Y_3710)	(Y_2243)	(Y_3600)	(Y_2243)	(Y_3710)	(Y_3600)
Units	ppb	ppb	ppb	ppb	ppb	ppb
Avg	**4521.**	**7.515**	**.0359**	**22.27**	**.1984**	**1871.**
Stddev	33.	.774	.6950	.47	.0611	8.
%RSD	.7268	10.31	1936.	2.114	30.78	.4357
#1	4483.	8.375	.7578	21.90	.2350	1867.
#2	4545.	6.873	-.6286	22.80	.1279	1880.
#3	4534.	7.296	-.0216	22.11	.2324	1865.
Check ?	Chk Pass	Chk Pass	Chk Pass	Chk Pass	Chk Pass	Chk Pass
High Limit						
Low Limit						

Elem	Cd2265	Co2286	Cr2677	Cu3247	Fe2714	K_7664
Line	226.502 {449}	228.616 {447}	267.716 {126}	324.754 {104}	271.441 {124}	766.490 { 44}
IS Ref	(Y_2243)	(Y_2243)	(Y_3600)	(Y_3600)	(Y_3600)	(Y_3710)
Units	ppb	ppb	ppb	ppb	ppb	ppb
Avg	**.2959**	**1.214**	**21.07**	**6.827**	**9437.**	**654.0**
Stddev	.1053	.069	.12	.399	26.	26.4
%RSD	35.57	5.687	.5892	5.837	.2723	4.031
#1	.1752	1.178	21.03	6.729	9428.	653.0
#2	.3441	1.170	21.20	7.265	9466.	680.8
#3	.3684	1.293	20.96	6.486	9417.	628.1
Check ?	Chk Pass	Chk Pass	Chk Pass	Chk Pass	Chk Pass	Chk Pass
High Limit						
Low Limit						

Elem	Mg2790	Mn2576	Na5895	Ni2316	Pb2203	Sb2068
Line	279.079 {121}	257.610 {131}	589.592 { 57}	231.604 {446}	220.353 {453}	206.833 {463}
IS Ref	(Y_3600)	(Y_3600)	(Y_3710)	(Y_2243)	(Y_2243)	(Y_2243)
Units	ppb	ppb	ppb	ppb	ppb	ppb
Avg	**1262.**	**44.73**	**294.1**	**4.810**	**117.6**	**1.333**
Stddev	17.	.38	5.6	.553	1.6	.368
%RSD	1.364	.8444	1.919	11.49	1.336	27.60
#1	1243.	44.30	288.8	4.420	117.6	1.264
#2	1269.	45.01	300.0	5.442	119.1	1.005
#3	1275.	44.88	293.3	4.567	115.9	1.731
Check ?	Chk Pass	Chk Pass	Chk Pass	Chk Pass	Chk Pass	Chk Pass
High Limit						
Low Limit						

Sample Name: sd 460-127036-a-8-a Acquired: 1/24/2017 19:15:20 Type: Unk
Method: BC011117(v9) Mode: CONC Corr. Factor: 1.000000
User: admin Custom ID1: Custom ID2: Custom ID3:
Comment:

Elem	Se196	Tl1908	V_2924	Zn2062	B_2089	Mo2020
Line	196.090 {472}	190.856 {477}	292.402 {115}	206.200 {463}	208.959 {461}	202.030 {467}
IS Ref	(Y_2243)	(Y_2243)	(Y_3600)	(Y_2243)	(Y_2243)	(Y_2243)
Units	ppb	ppb	ppb	ppb	ppb	ppb
Avg	**-1.822**	**-1.145**	**22.72**	**144.5**	**3.948**	**.0511**
Stddev	3.071	1.237	.32	.8	.318	.0602
%RSD	168.6	108.0	1.426	.5343	8.054	117.8
#1	.9819	.2831	22.47	144.6	3.842	.1190
#2	-1.344	-1.875	22.60	145.2	3.696	.0041
#3	-5.105	-1.844	23.08	143.7	4.305	.0303
Check ?	Chk Pass	Chk Pass	Chk Pass	Chk Pass	Chk Pass	Chk Pass
High Limit						
Low Limit						

Elem	Sn1899	Sr4077	Ti3349	Si2881
Line	189.989 {477}	407.771 { 83}	334.941 {101}	288.158 {117}
IS Ref	(Y_2243)	(Y_3710)	(Y_3600)	(Y_2243)
Units	ppb	ppb	ppb	ppb
Avg	**.6996**	**4.410**	**94.14**	**208.5**
Stddev	.8547	.223	.56	6.6
%RSD	122.2	5.064	.5938	3.168
#1	.2685	4.186	93.52	216.1
#2	1.684	4.632	94.61	205.1
#3	.1463	4.411	94.28	204.3
Check ?	Chk Pass	Chk Pass	Chk Pass	Chk Pass
High Limit				
Low Limit				

Int. Std.	Y_2243	Y_3600	Y_3710
Line	224.306 {450}	360.073 { 94}	371.030 { 91}
Units	Cts/S	Cts/S	Cts/S
Avg	**4296.3**	**28553.**	**8198.7**
Stddev	6.8	148.	74.8
%RSD	.15749	.51829	.91186
#1	4302.4	28561.	8126.9
#2	4297.6	28697.	8276.1
#3	4289.0	28401.	8193.1

Sample Name: 460-127036-a-10-a@4 Acquired: 1/24/2017 19:19:08 Type: Unk
Method: BC011117(v9) Mode: CONC Corr. Factor: 1.000000
User: admin Custom ID1: Custom ID2: Custom ID3:
Comment:

Elem	Al3961	As1890	Ag3280	Ba2335	Be3130	Ca3181
Line	396.152 { 85}	189.042 {478}	328.068 {103}	233.527 {445}	313.042 {108}	318.128 {106}
IS Ref	(Y_3710)	(Y_2243)	(Y_3600)	(Y_2243)	(Y_3710)	(Y_3600)
Units	ppb	ppb	ppb	ppb	ppb	ppb
Avg	**23580.**	**17.06**	**-1.117**	**77.09**	**1.216**	**146900.**
Stddev	106.	2.28	.070	.52	.042	604.
%RSD	.4510	13.37	6.299	.6799	3.411	.4110
#1	23470.	15.53	-1.042	76.49	1.232	147500.
#2	23600.	19.68	-1.182	77.32	1.248	146300.
#3	23680.	15.96	-1.128	77.47	1.169	146900.
Check ?	Chk Pass	Chk Pass	Chk Pass	Chk Pass	Chk Pass	Chk Pass
High Limit						
Low Limit						

Elem	Cd2265	Co2286	Cr2677	Cu3247	Fe2714	K_7664
Line	226.502 {449}	228.616 {447}	267.716 {126}	324.754 {104}	271.441 {124}	766.490 { 44}
IS Ref	(Y_2243)	(Y_2243)	(Y_3600)	(Y_3600)	(Y_3600)	(Y_3710)
Units	ppb	ppb	ppb	ppb	ppb	ppb
Avg	**.1942**	**5.937**	**74.00**	**25.73**	**42720.**	**3871.**
Stddev	.1992	.315	.17	.61	140.	30.
%RSD	102.6	5.298	.2288	2.390	.3265	.7866
#1	.1241	5.723	73.87	25.07	42860.	3851.
#2	.4190	5.790	74.19	26.29	42580.	3906.
#3	.0396	6.298	73.94	25.83	42710.	3856.
Check ?	Chk Pass	Chk Pass	Chk Pass	Chk Pass	Chk Pass	Chk Pass
High Limit						
Low Limit						

Elem	Mg2790	Mn2576	Na5895	Ni2316	Pb2203	Sb2068
Line	279.079 {121}	257.610 {131}	589.592 { 57}	231.604 {446}	220.353 {453}	206.833 {463}
IS Ref	(Y_3600)	(Y_3600)	(Y_3710)	(Y_2243)	(Y_2243)	(Y_2243)
Units	ppb	ppb	ppb	ppb	ppb	ppb
Avg	**72520.**	**204.7**	**551.8**	**18.17**	**95.33**	**.9049**
Stddev	296.	1.4	14.3	.84	.96	.7804
%RSD	.4081	.7038	2.595	4.632	1.009	86.25
#1	72790.	203.3	551.4	18.07	94.40	1.146
#2	72200.	204.5	537.7	17.38	95.27	1.537
#3	72570.	206.2	566.3	19.06	96.32	.0324
Check ?	Chk Pass	Chk Pass	Chk Pass	Chk Pass	Chk Pass	Chk Pass
High Limit						
Low Limit						

Sample Name: 460-127036-a-10-a@4 Acquired: 1/24/2017 19:19:08 Type: Unk
Method: BC011117(v9) Mode: CONC Corr. Factor: 1.000000
User: admin Custom ID1: Custom ID2: Custom ID3:
Comment:

Elem	Se196	Tl1908	V_2924	Zn2062	B_2089	Mo2020
Line	196.090 {472}	190.856 {477}	292.402 {115}	206.200 {463}	208.959 {461}	202.030 {467}
IS Ref	(Y_2243)	(Y_2243)	(Y_3600)	(Y_2243)	(Y_2243)	(Y_2243)
Units	ppb	ppb	ppb	ppb	ppb	ppb
Avg	**2.951**	**-.3871**	**92.01**	**117.0**	**25.33**	**3.031**
Stddev	4.546	1.482	1.05	.9	.71	.220
%RSD	154.1	382.7	1.140	.7768	2.819	7.271
#1	7.612	.1839	91.08	116.3	25.88	2.797
#2	-1.471	-2.069	91.81	116.6	24.52	3.061
#3	2.713	.7240	93.15	118.0	25.60	3.234
Check ?	Chk Pass	Chk Pass	Chk Pass	Chk Pass	Chk Pass	Chk Pass
High Limit						
Low Limit						

Elem	Sn1899	Sr4077	Ti3349	Si2881
Line	189.989 {477}	407.771 { 83}	334.941 {101}	288.158 {117}
IS Ref	(Y_2243)	(Y_3710)	(Y_3600)	(Y_2243)
Units	ppb	ppb	ppb	ppb
Avg	**13.09**	**85.04**	**402.8**	**1347.**
Stddev	1.49	.73	1.1	41.
%RSD	11.41	.8641	.2826	3.039
#1	11.72	85.40	404.1	1364.
#2	14.68	85.53	401.9	1377.
#3	12.87	84.19	402.5	1301.
Check ?	Chk Pass	Chk Pass	Chk Pass	Chk Pass
High Limit				
Low Limit				

Int. Std.	Y_2243	Y_3600	Y_3710
Line	224.306 {450}	360.073 { 94}	371.030 { 91}
Units	Cts/S	Cts/S	Cts/S
Avg	**4047.8**	**26897.**	**7852.4**
Stddev	12.3	293.	64.3
%RSD	.30388	1.0877	.81904
#1	4034.7	26559.	7925.2
#2	4059.1	27079.	7829.2
#3	4049.6	27051.	7803.0

Sample Name: 460-127036-a-11-a@4 Acquired: 1/24/2017 19:22:54 Type: Unk
Method: BC011117(v9) Mode: CONC Corr. Factor: 1.000000
User: admin Custom ID1: Custom ID2: Custom ID3:
Comment:

Elem	Al3961	As1890	Ag3280	Ba2335	Be3130	Ca3181
Line	396.152 { 85}	189.042 {478}	328.068 {103}	233.527 {445}	313.042 {108}	318.128 {106}
IS Ref	(Y_3710)	(Y_2243)	(Y_3600)	(Y_2243)	(Y_3710)	(Y_3600)
Units	ppb	ppb	ppb	ppb	ppb	ppb
Avg	**27270.**	**26.85**	**-.7135**	**139.2**	**1.626**	**10380.**
Stddev	116.	1.38	.3822	.6	.150	34.
%RSD	.4253	5.132	53.57	.4347	9.215	.3281
#1	27150.	26.18	-.5774	139.9	1.476	10350.
#2	27290.	25.94	-1.145	139.0	1.776	10420.
#3	27380.	28.44	-.4181	138.8	1.627	10360.
Check ?	Chk Pass	Chk Pass	Chk Pass	Chk Pass	Chk Pass	Chk Pass
High Limit						
Low Limit						

Elem	Cd2265	Co2286	Cr2677	Cu3247	Fe2714	K_7664
Line	226.502 {449}	228.616 {447}	267.716 {126}	324.754 {104}	271.441 {124}	766.490 { 44}
IS Ref	(Y_2243)	(Y_2243)	(Y_3600)	(Y_3600)	(Y_3600)	(Y_3710)
Units	ppb	ppb	ppb	ppb	ppb	ppb
Avg	**1.246**	**7.274**	**140.6**	**44.29**	**55750.**	**4035.**
Stddev	.092	.169	.4	.11	124.	34.
%RSD	7.419	2.328	.2626	.2386	.2226	.8420
#1	1.349	7.469	140.9	44.27	55720.	4073.
#2	1.170	7.166	140.7	44.19	55880.	4024.
#3	1.218	7.187	140.2	44.40	55640.	4008.
Check ?	Chk Pass	Chk Pass	Chk Pass	Chk Pass	Chk Pass	Chk Pass
High Limit						
Low Limit						

Elem	Mg2790	Mn2576	Na5895	Ni2316	Pb2203	Sb2068
Line	279.079 {121}	257.610 {131}	589.592 { 57}	231.604 {446}	220.353 {453}	206.833 {463}
IS Ref	(Y_3600)	(Y_3600)	(Y_3710)	(Y_2243)	(Y_2243)	(Y_2243)
Units	ppb	ppb	ppb	ppb	ppb	ppb
Avg	**6927.**	**250.8**	**411.7**	**24.49**	**765.2**	**1.352**
Stddev	65.	1.8	23.8	.44	5.6	3.155
%RSD	.9319	.7227	5.772	1.806	.7261	233.3
#1	6854.	248.9	431.0	24.38	768.6	1.484
#2	6978.	250.9	385.1	24.11	758.8	-1.867
#3	6949.	252.5	418.8	24.97	768.2	4.439
Check ?	Chk Pass	Chk Pass	Chk Pass	Chk Pass	Chk Pass	Chk Pass
High Limit						
Low Limit						

Sample Name: 460-127036-a-11-a@4 Acquired: 1/24/2017 19:22:54 Type: Unk
Method: BC011117(v9) Mode: CONC Corr. Factor: 1.000000
User: admin Custom ID1: Custom ID2: Custom ID3:
Comment:

Elem	Se196	Tl1908	V_2924	Zn2062	B_2089	Mo2020
Line	196.090 {472}	190.856 {477}	292.402 {115}	206.200 {463}	208.959 {461}	202.030 {467}
IS Ref	(Y_2243)	(Y_2243)	(Y_3600)	(Y_2243)	(Y_2243)	(Y_2243)
Units	ppb	ppb	ppb	ppb	ppb	ppb
Avg	-.7154	-.9773	153.6	722.2	25.85	2.571
Stddev	1.485	2.522	.8	1.0	.69	.350
%RSD	207.6	258.0	.5023	.1448	2.657	13.62
#1	-2.210	1.935	152.8	723.3	26.53	2.299
#2	.7609	-2.411	153.7	721.3	25.15	2.448
#3	-.6973	-2.455	154.3	721.9	25.87	2.966
Check ?	Chk Pass	Chk Pass	Chk Pass	Chk Pass	Chk Pass	Chk Pass
High Limit						
Low Limit						

Elem	Sn1899	Sr4077	Ti3349	Si2881
Line	189.989 {477}	407.771 { 83}	334.941 {101}	288.158 {117}
IS Ref	(Y_2243)	(Y_3710)	(Y_3600)	(Y_2243)
Units	ppb	ppb	ppb	ppb
Avg	7.034	31.66	659.1	1369.
Stddev	.330	.17	.2	19.
%RSD	4.689	.5499	.0347	1.421
#1	6.707	31.52	658.8	1366.
#2	7.029	31.60	659.1	1390.
#3	7.367	31.85	659.2	1351.
Check ?	Chk Pass	Chk Pass	Chk Pass	Chk Pass
High Limit				
Low Limit				

Int. Std.	Y_2243	Y_3600	Y_3710
Line	224.306 {450}	360.073 { 94}	371.030 { 91}
Units	Cts/S	Cts/S	Cts/S
Avg	4209.1	27759.	7895.4
Stddev	3.2	131.	48.7
%RSD	.07576	.47272	.61628
#1	4205.5	27739.	7864.6
#2	4210.9	27639.	7870.1
#3	4211.1	27899.	7951.5

Sample Name: 460-127036-a-12-a@4 Acquired: 1/24/2017 19:26:38 Type: Unk
Method: BC011117(v9) Mode: CONC Corr. Factor: 1.000000
User: admin Custom ID1: Custom ID2: Custom ID3:
Comment:

Elem	Al3961	As1890	Ag3280	Ba2335	Be3130	Ca3181
Line	396.152 { 85}	189.042 {478}	328.068 {103}	233.527 {445}	313.042 {108}	318.128 {106}
IS Ref	(Y_3710)	(Y_2243)	(Y_3600)	(Y_2243)	(Y_3710)	(Y_3600)
Units	ppb	ppb	ppb	ppb	ppb	ppb
Avg	**17740.**	**47.87**	**-.6869**	**223.2**	**1.410**	**4769.**
Stddev	190.	1.71	.1533	.3	.095	22.
%RSD	1.072	3.568	22.32	.1257	6.703	.4681
#1	17960.	46.78	-.6801	223.3	1.334	4762.
#2	17610.	46.99	-.8435	223.4	1.516	4795.
#3	17660.	49.84	-.5370	222.9	1.380	4752.
Check ?	Chk Pass	Chk Pass	Chk Pass	Chk Pass	Chk Pass	Chk Pass
High Limit						
Low Limit						

Elem	Cd2265	Co2286	Cr2677	Cu3247	Fe2714	K_7664
Line	226.502 {449}	228.616 {447}	267.716 {126}	324.754 {104}	271.441 {124}	766.490 { 44}
IS Ref	(Y_2243)	(Y_2243)	(Y_3600)	(Y_3600)	(Y_3600)	(Y_3710)
Units	ppb	ppb	ppb	ppb	ppb	ppb
Avg	**1.218**	**12.58**	**65.70**	**202.8**	**74550.**	**1938.**
Stddev	.042	.06	.52	1.6	180.	45.
%RSD	3.452	.5118	.7864	.8036	.2416	2.343
#1	1.198	12.51	65.14	201.0	74410.	1929.
#2	1.189	12.64	66.15	204.2	74750.	1898.
#3	1.266	12.58	65.82	203.1	74490.	1987.
Check ?	Chk Pass	Chk Pass	Chk Pass	Chk Pass	Chk Pass	Chk Pass
High Limit						
Low Limit						

Elem	Mg2790	Mn2576	Na5895	Ni2316	Pb2203	Sb2068
Line	279.079 {121}	257.610 {131}	589.592 { 57}	231.604 {446}	220.353 {453}	206.833 {463}
IS Ref	(Y_3600)	(Y_3600)	(Y_3710)	(Y_2243)	(Y_2243)	(Y_2243)
Units	ppb	ppb	ppb	ppb	ppb	ppb
Avg	**1619.**	**552.8**	**382.8**	**35.96**	**714.8**	**11.54**
Stddev	6.	1.4	28.3	.26	1.5	2.64
%RSD	.3565	.2568	7.391	.7127	.2145	22.90
#1	1615.	551.2	414.3	36.16	713.2	9.341
#2	1626.	554.0	359.6	36.04	714.9	14.47
#3	1617.	553.1	374.5	35.67	716.3	10.81
Check ?	Chk Pass	Chk Pass	Chk Pass	Chk Pass	Chk Pass	Chk Pass
High Limit						
Low Limit						

Sample Name: 460-127036-a-12-a@4 Acquired: 1/24/2017 19:26:38 Type: Unk
Method: BC011117(v9) Mode: CONC Corr. Factor: 1.000000
User: admin Custom ID1: Custom ID2: Custom ID3:
Comment:

Elem	Se196	Tl1908	V_2924	Zn2062	B_2089	Mo2020
Line	196.090 {472}	190.856 {477}	292.402 {115}	206.200 {463}	208.959 {461}	202.030 {467}
IS Ref	(Y_2243)	(Y_2243)	(Y_3600)	(Y_2243)	(Y_2243)	(Y_2243)
Units	ppb	ppb	ppb	ppb	ppb	ppb
Avg	**1.703**	**-.5486**	**91.80**	**429.8**	**11.36**	**3.813**
Stddev	.510	1.520	1.54	.4	.27	.144
%RSD	29.94	277.1	1.681	.0987	2.387	3.767
#1	1.117	-2.152	90.10	429.4	11.30	3.854
#2	1.944	-.3644	92.17	429.8	11.66	3.931
#3	2.047	.8710	93.12	430.3	11.12	3.653
Check ?	Chk Pass	Chk Pass	Chk Pass	Chk Pass	Chk Pass	Chk Pass
High Limit						
Low Limit						

Elem	Sn1899	Sr4077	Ti3349	Si2881
Line	189.989 {477}	407.771 { 83}	334.941 {101}	288.158 {117}
IS Ref	(Y_2243)	(Y_3710)	(Y_3600)	(Y_2243)
Units	ppb	ppb	ppb	ppb
Avg	**56.20**	**57.83**	**618.9**	**1307.**
Stddev	.30	.55	.9	17.
%RSD	.5396	.9566	.1501	1.292
#1	56.23	58.46	618.4	1293.
#2	55.89	57.42	620.0	1303.
#3	56.49	57.61	618.4	1326.
Check ?	Chk Pass	Chk Pass	Chk Pass	Chk Pass
High Limit				
Low Limit				

Int. Std.	Y_2243	Y_3600	Y_3710
Line	224.306 {450}	360.073 { 94}	371.030 { 91}
Units	Cts/S	Cts/S	Cts/S
Avg	**4286.9**	**28559.**	**8201.6**
Stddev	25.1	345.	173.4
%RSD	.58660	1.2080	2.1138
#1	4262.6	28257.	8028.1
#2	4285.3	28484.	8202.0
#3	4312.8	28935.	8374.8

Sample Name: 460-125763-d-1-c@4 Acquired: 1/24/2017 19:30:21 Type: Unk
Method: BC011117(v9) Mode: CONC Corr. Factor: 1.000000
User: admin Custom ID1: Custom ID2: Custom ID3:
Comment:

Elem	Al3961	As1890	Ag3280	Ba2335	Be3130	Ca3181
Line	396.152 { 85}	189.042 {478}	328.068 {103}	233.527 {445}	313.042 {108}	318.128 {106}
IS Ref	(Y_3710)	(Y_2243)	(Y_3600)	(Y_2243)	(Y_3710)	(Y_3600)
Units	ppb	ppb	ppb	ppb	ppb	ppb
Avg	**52140.**	**21.31**	**-1.300**	**146.2**	**1.879**	**3690.**
Stddev	74.	3.96	.586	.3	.160	37.
%RSD	.1415	18.57	45.04	.2096	8.520	1.014
#1	52140.	20.07	-1.708	146.5	1.695	3649.
#2	52070.	18.12	-1.563	145.9	1.957	3699.
#3	52220.	25.74	-.6292	146.2	1.985	3722.
Check ?	Chk Pass	Chk Pass	Chk Pass	Chk Pass	Chk Pass	Chk Pass
High Limit						
Low Limit						

Elem	Cd2265	Co2286	Cr2677	Cu3247	Fe2714	K_7664
Line	226.502 {449}	228.616 {447}	267.716 {126}	324.754 {104}	271.441 {124}	766.490 { 44}
IS Ref	(Y_2243)	(Y_2243)	(Y_3600)	(Y_3600)	(Y_3600)	(Y_3710)
Units	ppb	ppb	ppb	ppb	ppb	ppb
Avg	**.2873**	**40.28**	**59.06**	**94.43**	**91390.**	**3769.**
Stddev	.0535	.14	.28	1.57	496.	71.
%RSD	18.62	.3391	.4741	1.667	.5431	1.881
#1	.2789	40.15	58.79	92.89	90860.	3848.
#2	.3445	40.26	59.05	94.38	91440.	3748.
#3	.2385	40.42	59.35	96.03	91850.	3710.
Check ?	Chk Pass	Chk Pass	Chk Pass	Chk Pass	Chk Pass	Chk Pass
High Limit						
Low Limit						

Elem	Mg2790	Mn2576	Na5895	Ni2316	Pb2203	Sb2068
Line	279.079 {121}	257.610 {131}	589.592 { 57}	231.604 {446}	220.353 {453}	206.833 {463}
IS Ref	(Y_3600)	(Y_3600)	(Y_3710)	(Y_2243)	(Y_2243)	(Y_2243)
Units	ppb	ppb	ppb	ppb	ppb	ppb
Avg	**17740.**	**1827.**	**322.6**	**84.91**	**46.02**	**.3836**
Stddev	164.	10.	15.7	.85	2.07	1.767
%RSD	.9232	.5657	4.853	1.002	4.488	460.6
#1	17560.	1816.	340.6	83.95	43.94	-.2797
#2	17790.	1829.	312.0	85.56	48.08	2.386
#3	17870.	1836.	315.1	85.22	46.05	-.9557
Check ?	Chk Pass	Chk Pass	Chk Pass	Chk Pass	Chk Pass	Chk Pass
High Limit						
Low Limit						

Sample Name: 460-125763-d-1-c@4 Acquired: 1/24/2017 19:30:21 Type: Unk
Method: BC011117(v9) Mode: CONC Corr. Factor: 1.000000
User: admin Custom ID1: Custom ID2: Custom ID3:
Comment:

Elem	Se196	Tl1908	V_2924	Zn2062	B_2089	Mo2020
Line	196.090 {472}	190.856 {477}	292.402 {115}	206.200 {463}	208.959 {461}	202.030 {467}
IS Ref	(Y_2243)	(Y_2243)	(Y_3600)	(Y_2243)	(Y_2243)	(Y_2243)
Units	ppb	ppb	ppb	ppb	ppb	ppb
Avg	**-1.907**	**-1.401**	**66.00**	**235.4**	**5.840**	**1.845**
Stddev	.566	.883	.74	3.5	.452	.322
%RSD	29.70	63.07	1.125	1.486	7.745	17.46
#1	-2.464	-1.800	65.16	231.4	5.513	2.073
#2	-1.331	-2.014	66.58	237.6	6.356	1.477
#3	-1.926	-.3883	66.25	237.2	5.651	1.986
Check ?	Chk Pass	Chk Pass	Chk Pass	Chk Pass	Chk Pass	Chk Pass
High Limit						
Low Limit						

Elem	Sn1899	Sr4077	Ti3349	Si2881
Line	189.989 {477}	407.771 { 83}	334.941 {101}	288.158 {117}
IS Ref	(Y_2243)	(Y_3710)	(Y_3600)	(Y_2243)
Units	ppb	ppb	ppb	ppb
Avg	**1.661**	**22.13**	**184.0**	**964.2**
Stddev	.510	.05	2.3	34.2
%RSD	30.69	.2310	1.225	3.546
#1	1.104	22.09	181.6	987.4
#2	2.104	22.19	184.2	980.2
#3	1.774	22.12	186.1	924.9
Check ?	Chk Pass	Chk Pass	Chk Pass	Chk Pass
High Limit				
Low Limit				

Int. Std.	Y_2243	Y_3600	Y_3710
Line	224.306 {450}	360.073 { 94}	371.030 { 91}
Units	Cts/S	Cts/S	Cts/S
Avg	**4344.8**	**29088.**	**8584.0**
Stddev	29.7	170.	73.8
%RSD	.68359	.58560	.85955
#1	4357.1	29228.	8662.5
#2	4366.4	29137.	8573.4
#3	4311.0	28899.	8516.1

Sample Name: 460-125763-d-2-e@4 Acquired: 1/24/2017 19:34:05 Type: Unk
Method: BC011117(v9) Mode: CONC Corr. Factor: 1.000000
User: admin Custom ID1: Custom ID2: Custom ID3:
Comment:

Elem	Al3961	As1890	Ag3280	Ba2335	Be3130	Ca3181
Line	396.152 { 85}	189.042 {478}	328.068 {103}	233.527 {445}	313.042 {108}	318.128 {106}
IS Ref	(Y_3710)	(Y_2243)	(Y_3600)	(Y_2243)	(Y_3710)	(Y_3600)
Units	ppb	ppb	ppb	ppb	ppb	ppb
Avg	**70130.**	**32.35**	**-2.307**	**186.8**	**2.887**	**1682.**
Stddev	364.	.87	.249	2.7	.104	29.
%RSD	.5188	2.699	10.81	1.437	3.592	1.717
#1	69720.	33.14	-2.361	185.0	2.816	1664.
#2	70360.	31.41	-2.035	185.6	2.840	1667.
#3	70330.	32.49	-2.524	189.9	3.006	1716.
Check ?	Chk Pass	Chk Pass	Chk Pass	Chk Pass	Chk Pass	Chk Pass
High Limit						
Low Limit						

Elem	Cd2265	Co2286	Cr2677	Cu3247	Fe2714	K_7664
Line	226.502 {449}	228.616 {447}	267.716 {126}	324.754 {104}	271.441 {124}	766.490 { 44}
IS Ref	(Y_2243)	(Y_2243)	(Y_3600)	(Y_3600)	(Y_3600)	(Y_3710)
Units	ppb	ppb	ppb	ppb	ppb	ppb
Avg	**.5032**	**56.47**	**85.73**	**149.3**	**139700.**	**4727.**
Stddev	.0827	.77	1.47	.7	703.	39.
%RSD	16.43	1.370	1.710	.4520	.5034	.8148
#1	.4754	55.77	85.95	150.1	139200.	4683.
#2	.5961	56.33	84.17	148.8	139400.	4747.
#3	.4379	57.30	87.08	149.0	140500.	4751.
Check ?	Chk Pass	Chk Pass	Chk Pass	Chk Pass	Chk Pass	Chk Pass
High Limit						
Low Limit						

Elem	Mg2790	Mn2576	Na5895	Ni2316	Pb2203	Sb2068
Line	279.079 {121}	257.610 {131}	589.592 { 57}	231.604 {446}	220.353 {453}	206.833 {463}
IS Ref	(Y_3600)	(Y_3600)	(Y_3710)	(Y_2243)	(Y_2243)	(Y_2243)
Units	ppb	ppb	ppb	ppb	ppb	ppb
Avg	**27480.**	**2117.**	**237.0**	**131.4**	**78.01**	**.1851**
Stddev	281.	9.	29.3	1.2	2.63	2.246
%RSD	1.024	.4455	12.34	.9213	3.369	1213.
#1	27260.	2110.	261.8	130.9	75.81	-1.497
#2	27390.	2113.	204.8	130.6	77.28	-.6836
#3	27800.	2128.	244.6	132.8	80.92	2.736
Check ?	Chk Pass	Chk Pass	Chk Pass	Chk Pass	Chk Pass	Chk Pass
High Limit						
Low Limit						

Sample Name: 460-125763-d-2-e@4 Acquired: 1/24/2017 19:34:05 Type: Unk
Method: BC011117(v9) Mode: CONC Corr. Factor: 1.000000
User: admin Custom ID1: Custom ID2: Custom ID3:
Comment:

Elem	Se196	Tl1908	V_2924	Zn2062	B_2089	Mo2020
Line	196.090 {472}	190.856 {477}	292.402 {115}	206.200 {463}	208.959 {461}	202.030 {467}
IS Ref	(Y_2243)	(Y_2243)	(Y_3600)	(Y_2243)	(Y_2243)	(Y_2243)
Units	ppb	ppb	ppb	ppb	ppb	ppb
Avg	-.7930	.0901	80.88	366.2	5.338	2.605
Stddev	.9831	2.815	1.28	7.4	.137	.342
%RSD	124.0	3124.	1.583	2.027	2.557	13.14
#1	-.6076	3.066	80.25	360.4	5.180	2.401
#2	.0842	-.2636	80.03	363.5	5.416	2.415
#3	-1.856	-2.532	82.35	374.6	5.417	3.001
Check ?	Chk Pass	Chk Pass	Chk Pass	Chk Pass	Chk Pass	Chk Pass
High Limit						
Low Limit						

Elem	Sn1899	Sr4077	Ti3349	Si2881
Line	189.989 {477}	407.771 { 83}	334.941 {101}	288.158 {117}
IS Ref	(Y_2243)	(Y_3710)	(Y_3600)	(Y_2243)
Units	ppb	ppb	ppb	ppb
Avg	2.569	19.93	169.7	854.5
Stddev	.837	.09	.7	23.3
%RSD	32.56	.4434	.4063	2.721
#1	3.294	19.92	169.1	858.8
#2	1.654	20.02	169.6	829.3
#3	2.759	19.84	170.5	875.2
Check ?	Chk Pass	Chk Pass	Chk Pass	Chk Pass
High Limit				
Low Limit				

Int. Std.	Y_2243	Y_3600	Y_3710
Line	224.306 {450}	360.073 { 94}	371.030 { 91}
Units	Cts/S	Cts/S	Cts/S
Avg	4354.7	28953.	8434.0
Stddev	62.4	297.	60.1
%RSD	1.4335	1.0248	.71295
#1	4382.0	29071.	8502.1
#2	4398.9	29173.	8411.5
#3	4283.3	28616.	8388.4

Sample Name: 460-125763-d-3-c@4 Acquired: 1/24/2017 19:37:48 Type: Unk
Method: BC011117(v9) Mode: CONC Corr. Factor: 1.000000
User: admin Custom ID1: Custom ID2: Custom ID3:
Comment:

Elem	Al3961	As1890	Ag3280	Ba2335	Be3130	Ca3181
Line	396.152 { 85}	189.042 {478}	328.068 {103}	233.527 {445}	313.042 {108}	318.128 {106}
IS Ref	(Y_3710)	(Y_2243)	(Y_3600)	(Y_2243)	(Y_3710)	(Y_3600)
Units	ppb	ppb	ppb	ppb	ppb	ppb
Avg	**65510.**	**22.63**	**-1.711**	**193.7**	**2.922**	**3332.**
Stddev	420.	2.48	.554	.5	.101	12.
%RSD	.6409	10.95	32.36	.2686	3.466	.3627
#1	65100.	20.55	-1.116	193.7	3.011	3322.
#2	65940.	21.97	-2.211	194.3	2.944	3345.
#3	65500.	25.37	-1.808	193.2	2.812	3327.
Check ?	Chk Pass	Chk Pass	Chk Pass	Chk Pass	Chk Pass	Chk Pass
High Limit						
Low Limit						

Elem	Cd2265	Co2286	Cr2677	Cu3247	Fe2714	K_7664
Line	226.502 {449}	228.616 {447}	267.716 {126}	324.754 {104}	271.441 {124}	766.490 { 44}
IS Ref	(Y_2243)	(Y_2243)	(Y_3600)	(Y_3600)	(Y_3600)	(Y_3710)
Units	ppb	ppb	ppb	ppb	ppb	ppb
Avg	**.2758**	**60.20**	**78.35**	**118.6**	**113900.**	**5779.**
Stddev	.0091	.06	.88	.6	279.	36.
%RSD	3.309	.0922	1.125	.4728	.2448	.6150
#1	.2764	60.22	79.12	117.9	113800.	5738.
#2	.2847	60.23	78.54	118.9	114200.	5803.
#3	.2664	60.13	77.39	118.9	113700.	5795.
Check ?	Chk Pass	Chk Pass	Chk Pass	Chk Pass	Chk Pass	Chk Pass
High Limit						
Low Limit						

Elem	Mg2790	Mn2576	Na5895	Ni2316	Pb2203	Sb2068
Line	279.079 {121}	257.610 {131}	589.592 { 57}	231.604 {446}	220.353 {453}	206.833 {463}
IS Ref	(Y_3600)	(Y_3600)	(Y_3710)	(Y_2243)	(Y_2243)	(Y_2243)
Units	ppb	ppb	ppb	ppb	ppb	ppb
Avg	**19780.**	**1883.**	**267.7**	**113.1**	**76.18**	**-.0802**
Stddev	71.	6.	4.0	.9	2.02	2.076
%RSD	.3576	.3153	1.496	.7695	2.654	2588.
#1	19740.	1879.	268.3	112.2	76.27	.3246
#2	19860.	1890.	263.4	113.2	78.16	-2.328
#3	19740.	1880.	271.4	114.0	74.12	1.763
Check ?	Chk Pass	Chk Pass	Chk Pass	Chk Pass	Chk Pass	Chk Pass
High Limit						
Low Limit						

Sample Name: 460-125763-d-3-c@4 Acquired: 1/24/2017 19:37:48 Type: Unk
Method: BC011117(v9) Mode: CONC Corr. Factor: 1.000000
User: admin Custom ID1: Custom ID2: Custom ID3:
Comment:

Elem	Se196	Tl1908	V_2924	Zn2062	B_2089	Mo2020
Line	196.090 {472}	190.856 {477}	292.402 {115}	206.200 {463}	208.959 {461}	202.030 {467}
IS Ref	(Y_2243)	(Y_2243)	(Y_3600)	(Y_2243)	(Y_2243)	(Y_2243)
Units	ppb	ppb	ppb	ppb	ppb	ppb
Avg	**-1.623**	**.2649**	**89.19**	**289.5**	**8.435**	**1.881**
Stddev	1.904	1.795	.34	.6	.926	.485
%RSD	117.3	677.4	.3760	.2161	10.97	25.78
#1	-.8371	-.7540	88.83	288.9	8.316	1.503
#2	-.2374	-.7884	89.23	289.3	7.575	2.428
#3	-3.794	2.337	89.49	290.2	9.415	1.712
Check ?	Chk Pass	Chk Pass	Chk Pass	Chk Pass	Chk Pass	Chk Pass
High Limit						
Low Limit						

Elem	Sn1899	Sr4077	Ti3349	Si2881
Line	189.989 {477}	407.771 { 83}	334.941 {101}	288.158 {117}
IS Ref	(Y_2243)	(Y_3710)	(Y_3600)	(Y_2243)
Units	ppb	ppb	ppb	ppb
Avg	**2.649**	**38.14**	**189.9**	**853.9**
Stddev	.337	.02	.9	24.5
%RSD	12.71	.0443	.4489	2.868
#1	2.923	38.12	188.9	872.7
#2	2.751	38.15	190.6	826.2
#3	2.273	38.15	190.0	862.8
Check ?	Chk Pass	Chk Pass	Chk Pass	Chk Pass
High Limit				
Low Limit				

Int. Std.	Y_2243	Y_3600	Y_3710
Line	224.306 {450}	360.073 { 94}	371.030 { 91}
Units	Cts/S	Cts/S	Cts/S
Avg	**4302.4**	**28584.**	**8308.6**
Stddev	7.8	205.	94.3
%RSD	.18089	.71808	1.1345
#1	4303.1	28481.	8376.8
#2	4309.8	28451.	8201.0
#3	4294.3	28821.	8348.0

Sample Name: 460-125763-d-4-c@4 Acquired: 1/24/2017 19:41:31 Type: Unk
Method: BC011117(v9) Mode: CONC Corr. Factor: 1.000000
User: admin Custom ID1: Custom ID2: Custom ID3:
Comment:

Elem	Al3961	As1890	Ag3280	Ba2335	Be3130	Ca3181
Line	396.152 { 85}	189.042 {478}	328.068 {103}	233.527 {445}	313.042 {108}	318.128 {106}
IS Ref	(Y_3710)	(Y_2243)	(Y_3600)	(Y_2243)	(Y_3710)	(Y_3600)
Units	ppb	ppb	ppb	ppb	ppb	ppb
Avg	**44180.**	**22.32**	**-1.757**	**138.9**	**2.038**	**2091.**
Stddev	500.	1.60	.544	2.8	.192	53.
%RSD	1.132	7.146	30.99	2.035	9.426	2.516
#1	44760.	23.66	-1.130	139.9	2.231	2118.
#2	43880.	20.55	-2.110	135.7	1.846	2031.
#3	43910.	22.74	-2.031	141.0	2.037	2125.
Check ?	Chk Pass	Chk Pass	Chk Pass	Chk Pass	Chk Pass	Chk Pass
High Limit						
Low Limit						

Elem	Cd2265	Co2286	Cr2677	Cu3247	Fe2714	K_7664
Line	226.502 {449}	228.616 {447}	267.716 {126}	324.754 {104}	271.441 {124}	766.490 { 44}
IS Ref	(Y_2243)	(Y_2243)	(Y_3600)	(Y_3600)	(Y_3600)	(Y_3710)
Units	ppb	ppb	ppb	ppb	ppb	ppb
Avg	**.1562**	**44.81**	**54.77**	**94.33**	**89010.**	**3807.**
Stddev	.0709	1.05	.96	1.97	2200.	93.
%RSD	45.38	2.348	1.752	2.091	2.472	2.451
#1	.0993	45.49	54.93	95.08	89790.	3879.
#2	.2356	43.60	53.74	92.09	86530.	3701.
#3	.1336	45.34	55.64	95.82	90720.	3839.
Check ?	Chk Pass	Chk Pass	Chk Pass	Chk Pass	Chk Pass	Chk Pass
High Limit						
Low Limit						

Elem	Mg2790	Mn2576	Na5895	Ni2316	Pb2203	Sb2068
Line	279.079 {121}	257.610 {131}	589.592 { 57}	231.604 {446}	220.353 {453}	206.833 {463}
IS Ref	(Y_3600)	(Y_3600)	(Y_3710)	(Y_2243)	(Y_2243)	(Y_2243)
Units	ppb	ppb	ppb	ppb	ppb	ppb
Avg	**15310.**	**2193.**	**303.8**	**90.29**	**47.04**	**.2950**
Stddev	391.	54.	24.5	1.61	.86	1.724
%RSD	2.551	2.471	8.058	1.781	1.831	584.4
#1	15500.	2214.	314.9	89.72	46.09	-.0863
#2	14870.	2132.	320.7	89.05	47.25	-1.206
#3	15580.	2234.	275.7	92.11	47.77	2.177
Check ?	Chk Pass	Chk Pass	Chk Pass	Chk Pass	Chk Pass	Chk Pass
High Limit						
Low Limit						

Sample Name: 460-125763-d-4-c@4 Acquired: 1/24/2017 19:41:31 Type: Unk
Method: BC011117(v9) Mode: CONC Corr. Factor: 1.000000
User: admin Custom ID1: Custom ID2: Custom ID3:
Comment:

Elem	Se196	Tl1908	V_2924	Zn2062	B_2089	Mo2020
Line	196.090 {472}	190.856 {477}	292.402 {115}	206.200 {463}	208.959 {461}	202.030 {467}
IS Ref	(Y_2243)	(Y_2243)	(Y_3600)	(Y_2243)	(Y_2243)	(Y_2243)
Units	ppb	ppb	ppb	ppb	ppb	ppb
Avg	**-1.868**	**-1.961**	**57.89**	**248.8**	**5.218**	**1.268**
Stddev	4.669	1.857	1.27	5.6	.987	.152
%RSD	249.9	94.69	2.203	2.235	18.91	12.01
#1	-4.205	.1147	58.17	250.1	4.383	1.321
#2	3.508	-3.464	56.50	242.7	4.964	1.096
#3	-4.908	-2.533	59.00	253.5	6.307	1.386
Check ?	Chk Pass	Chk Pass	Chk Pass	Chk Pass	Chk Pass	Chk Pass
High Limit						
Low Limit						

Elem	Sn1899	Sr4077	Ti3349	Si2881
Line	189.989 {477}	407.771 { 83}	334.941 {101}	288.158 {117}
IS Ref	(Y_2243)	(Y_3710)	(Y_3600)	(Y_2243)
Units	ppb	ppb	ppb	ppb
Avg	**2.272**	**22.74**	**201.9**	**811.9**
Stddev	.120	.27	6.2	20.9
%RSD	5.258	1.179	3.064	2.571
#1	2.143	23.04	201.8	833.8
#2	2.296	22.65	195.8	792.3
#3	2.378	22.53	208.2	809.5
Check ?	Chk Pass	Chk Pass	Chk Pass	Chk Pass
High Limit				
Low Limit				

Int. Std.	Y_2243	Y_3600	Y_3710
Line	224.306 {450}	360.073 { 94}	371.030 { 91}
Units	Cts/S	Cts/S	Cts/S
Avg	**4305.5**	**28649.**	**8168.9**
Stddev	68.6	612.	105.0
%RSD	1.5926	2.1369	1.2852
#1	4239.9	28232.	8074.9
#2	4376.7	29352.	8149.6
#3	4299.8	28363.	8282.2

Sample Name: CCV Acquired: 1/24/2017 19:45:17 Type: QC
Method: BC011117(v9) Mode: CONC Corr. Factor: 1.000000
User: admin Custom ID1: Custom ID2: Custom ID3:
Comment:

Elem	Al3961	As1890	Ag3280	Ba2335	Be3130	Ca3181
Line	396.152 { 85}	189.042 {478}	328.068 {103}	233.527 {445}	313.042 {108}	318.128 {106}
IS Ref	(Y_3710)	(Y_2243)	(Y_3600)	(Y_2243)	(Y_3710)	(Y_3600)
Units	ppb	ppb	ppb	ppb	ppb	ppb
Avg	**125300.**	**2465.**	**1267.**	**9895.**	**895.4**	**121700.**
Stddev	137.	9.	2.	4.	.4	734.
%RSD	.1091	.3527	.1897	.0356	.0466	.6031
#1	125200.	2475.	1266.	9892.	895.8	121300.
#2	125300.	2462.	1265.	9893.	895.5	121200.
#3	125500.	2459.	1269.	9899.	895.0	122500.
Check ?	Chk Pass	Chk Pass	Chk Pass	Chk Pass	Chk Pass	Chk Pass
Value						
Range						

Elem	Cd2265	Co2286	Cr2677	Cu3247	Fe2714	K_7664
Line	226.502 {449}	228.616 {447}	267.716 {126}	324.754 {104}	271.441 {124}	766.490 { 44}
IS Ref	(Y_2243)	(Y_2243)	(Y_3600)	(Y_3600)	(Y_3600)	(Y_3710)
Units	ppb	ppb	ppb	ppb	ppb	ppb
Avg	**1231.**	**2447.**	**4958.**	**12130.**	**99030.**	F **55700.**
Stddev	1.	2.	18.	23.	420.	43.
%RSD	.1122	.0812	.3668	.1925	.4237	.0774
#1	1231.	2446.	4946.	12110.	98750.	55650.
#2	1229.	2445.	4949.	12160.	98820.	55720.
#3	1232.	2449.	4979.	12120.	99510.	55720.
Check ?	Chk Pass	Chk Pass	Chk Pass	Chk Pass	Chk Pass	Chk Fail
Value						50000.
Range						10.50%

Elem	Mg2790	Mn2576	Na5895	Ni2316	Pb2203	Sb2068
Line	279.079 {121}	257.610 {131}	589.592 { 57}	231.604 {446}	220.353 {453}	206.833 {463}
IS Ref	(Y_3600)	(Y_3600)	(Y_3710)	(Y_2243)	(Y_2243)	(Y_2243)
Units	ppb	ppb	ppb	ppb	ppb	ppb
Avg	**121700.**	**5000.**	**137800.**	**2491.**	**7468.**	**970.3**
Stddev	784.	15.	139.	2.	9.	4.0
%RSD	.6439	.3075	.1009	.0961	.1219	.4160
#1	121300.	4988.	137700.	2492.	7474.	970.6
#2	121200.	4995.	138000.	2488.	7458.	974.1
#3	122600.	5017.	137800.	2493.	7472.	966.0
Check ?	Chk Pass	Chk Pass	Chk Pass	Chk Pass	Chk Pass	Chk Pass
Value						
Range						

Sample Name: CCV Acquired: 1/24/2017 19:45:17 Type: QC
Method: BC011117(v9) Mode: CONC Corr. Factor: 1.000000
User: admin Custom ID1: Custom ID2: Custom ID3:
Comment:

Elem	Se196	Tl1908	V_2924	Zn2062	B_2089	Mo2020
Line	196.090 {472}	190.856 {477}	292.402 {115}	206.200 {463}	208.959 {461}	202.030 {467}
IS Ref	(Y_2243)	(Y_2243)	(Y_3600)	(Y_2243)	(Y_2243)	(Y_2243)
Units	ppb	ppb	ppb	ppb	ppb	ppb
Avg	**2442.**	**2499.**	**2455.**	**2512.**	**970.9**	**2394.**
Stddev	16.	18.	7.	11.	9.1	5.
%RSD	.6512	.7207	.2955	.4437	.9416	.2069
#1	2456.	2518.	2453.	2508.	980.9	2398.
#2	2446.	2482.	2449.	2504.	968.9	2396.
#3	2425.	2498.	2463.	2525.	962.9	2389.
Check ?	Chk Pass	Chk Pass	Chk Pass	Chk Pass	Chk Pass	Chk Pass
Value						
Range						

Elem	Sn1899	Sr4077	Ti3349	Si2881
Line	189.989 {477}	407.771 { 83}	334.941 {101}	288.158 {117}
IS Ref	(Y_2243)	(Y_3710)	(Y_3600)	(Y_2243)
Units	ppb	ppb	ppb	ppb
Avg	**994.7**	**5207.**	**9931.**	**6818.**
Stddev	7.9	8.	11.	85.
%RSD	.7899	.1547	.1125	1.249
#1	1002.	5215.	9922.	6890.
#2	986.6	5206.	9944.	6724.
#3	995.3	5199.	9928.	6842.
Check ?	Chk Pass	Chk Pass	Chk Pass	None
Value				
Range				

Int. Std.	Y_2243	Y_3600	Y_3710
Line	224.306 {450}	360.073 { 94}	371.030 { 91}
Units	Cts/S	Cts/S	Cts/S
Avg	**3966.4**	**26493.**	**7885.3**
Stddev	18.7	250.	48.5
%RSD	.47267	.94288	.61512
#1	3967.4	26547.	7920.6
#2	3984.7	26712.	7905.4
#3	3947.2	26221.	7830.0

Sample Name: CCB Acquired: 1/24/2017 19:48:44 Type: QC
Method: BC011117(v9) Mode: CONC Corr. Factor: 1.000000
User: admin Custom ID1: Custom ID2: Custom ID3:
Comment:

Elem	Al3961	As1890	Ag3280	Ba2335	Be3130	Ca3181
Line	396.152 { 85}	189.042 {478}	328.068 {103}	233.527 {445}	313.042 {108}	318.128 {106}
IS Ref	(Y_3710)	(Y_2243)	(Y_3600)	(Y_2243)	(Y_3710)	(Y_3600)
Units	ppb	ppb	ppb	ppb	ppb	ppb
Avg	**63.24**	**-.2741**	**-.7519**	**.4861**	**.4643**	**18.56**
Stddev	82.93	.5850	.8929	.2385	.7406	3.52
%RSD	131.1	213.4	118.8	49.08	159.5	18.97
#1	159.0	-.9456	.2639	.7462	1.295	16.93
#2	14.39	.1253	-1.413	.4344	.2269	22.61
#3	16.33	-.0020	-1.107	.2776	-.1285	16.16
Check ?	Chk Pass	Chk Pass	Chk Pass	Chk Pass	Chk Pass	Chk Pass
High Limit						
Low Limit						

Elem	Cd2265	Co2286	Cr2677	Cu3247	Fe2714	K_7664
Line	226.502 {449}	228.616 {447}	267.716 {126}	324.754 {104}	271.441 {124}	766.490 { 44}
IS Ref	(Y_2243)	(Y_2243)	(Y_3600)	(Y_3600)	(Y_3600)	(Y_3710)
Units	ppb	ppb	ppb	ppb	ppb	ppb
Avg	**.0296**	**.0519**	**-.0167**	**.4860**	**4.294**	**17.81**
Stddev	.0513	.3325	.3780	.4176	1.247	96.41
%RSD	173.4	641.1	2258.	85.92	29.04	541.2
#1	-.0149	.3948	.0635	.4429	2.871	85.18
#2	.0858	.0298	.3147	.9235	5.198	60.88
#3	.0179	-.2690	-.4284	.0916	4.813	-92.62
Check ?	Chk Pass	Chk Pass	Chk Pass	Chk Pass	Chk Pass	Chk Pass
High Limit						
Low Limit						

Elem	Mg2790	Mn2576	Na5895	Ni2316	Pb2203	Sb2068
Line	279.079 {121}	257.610 {131}	589.592 { 57}	231.604 {446}	220.353 {453}	206.833 {463}
IS Ref	(Y_3600)	(Y_3600)	(Y_3710)	(Y_2243)	(Y_2243)	(Y_2243)
Units	ppb	ppb	ppb	ppb	ppb	ppb
Avg	**5.108**	**.2905**	**186.0**	**.6912**	**-.3026**	**1.415**
Stddev	2.900	.1623	144.4	.5878	.3491	1.117
%RSD	56.78	55.88	77.65	85.04	115.3	78.89
#1	6.944	.4594	352.6	1.147	.0505	1.209
#2	6.616	.2764	107.6	.8990	-.6475	2.621
#3	1.764	.1357	97.74	.0277	-.3108	.4164
Check ?	Chk Pass	Chk Pass	Chk Pass	Chk Pass	Chk Pass	Chk Pass
High Limit						
Low Limit						

Sample Name: CCB Acquired: 1/24/2017 19:48:44 Type: QC
Method: BC011117(v9) Mode: CONC Corr. Factor: 1.000000
User: admin Custom ID1: Custom ID2: Custom ID3:
Comment:

Elem	Se196	Tl1908	V_2924	Zn2062	B_2089	Mo2020
Line	196.090 {472}	190.856 {477}	292.402 {115}	206.200 {463}	208.959 {461}	202.030 {467}
IS Ref	(Y_2243)	(Y_2243)	(Y_3600)	(Y_2243)	(Y_2243)	(Y_2243)
Units	ppb	ppb	ppb	ppb	ppb	ppb
Avg	.4823	-.5730	.2698	.8143	1.723	2.111
Stddev	3.234	3.226	.3366	.0514	.472	.393
%RSD	670.4	562.9	124.8	6.311	27.39	18.62
#1	-1.614	.8724	.3112	.8262	2.188	1.878
#2	4.206	1.677	.5838	.7581	1.737	1.891
#3	-1.145	-4.269	-.0856	.8588	1.244	2.565
Check ?	Chk Pass	Chk Pass	Chk Pass	Chk Pass	Chk Pass	Chk Pass
High Limit						
Low Limit						

Elem	Sn1899	Sr4077	Ti3349	Si2881
Line	189.989 {477}	407.771 { 83}	334.941 {101}	288.158 {117}
IS Ref	(Y_2243)	(Y_3710)	(Y_3600)	(Y_2243)
Units	ppb	ppb	ppb	ppb
Avg	-.5713	2.829	1.163	-4.197
Stddev	1.104	4.644	.139	23.86
%RSD	193.3	164.1	11.91	568.6
#1	.5164	8.188	1.051	23.26
#2	-.5387	.3154	1.318	-19.90
#3	-1.691	-.0161	1.120	-15.95
Check ?	Chk Pass	Chk Pass	Chk Pass	None
High Limit				
Low Limit				

Int. Std.	Y_2243	Y_3600	Y_3710
Line	224.306 {450}	360.073 { 94}	371.030 { 91}
Units	Cts/S	Cts/S	Cts/S
Avg	4212.1	27880.	7903.6
Stddev	11.6	95.	79.5
%RSD	.27565	.33943	1.0056
#1	4223.7	27906.	7879.5
#2	4200.5	27959.	7839.0
#3	4212.2	27775.	7992.4

Sample Name: CCVL Acquired: 1/24/2017 19:52:36 Type: QC
Method: BC011117(v9) Mode: CONC Corr. Factor: 1.000000
User: admin Custom ID1: Custom ID2: Custom ID3:
Comment:

Elem	Al3961	As1890	Ag3280	Ba2335	Be3130	Ca3181
Line	396.152 { 85}	189.042 {478}	328.068 {103}	233.527 {445}	313.042 {108}	318.128 {106}
IS Ref	(Y_3710)	(Y_2243)	(Y_3600)	(Y_2243)	(Y_3710)	(Y_3600)
Units	ppb	ppb	ppb	ppb	ppb	ppb
Avg	**195.8**	**14.82**	**10.28**	**201.4**	**1.803**	**4950.**
Stddev	21.3	.36	1.00	.4	.181	12.
%RSD	10.86	2.452	9.714	.2000	10.05	.2361
#1	183.7	14.89	11.41	201.3	1.711	4937.
#2	220.3	15.14	9.541	201.9	2.011	4959.
#3	183.3	14.43	9.873	201.1	1.685	4955.
Check ?	Chk Pass	Chk Pass	Chk Pass	Chk Pass	Chk Pass	Chk Pass
Value						
Range						

Elem	Cd2265	Co2286	Cr2677	Cu3247	Fe2714	K_7664
Line	226.502 {449}	228.616 {447}	267.716 {126}	324.754 {104}	271.441 {124}	766.490 { 44}
IS Ref	(Y_2243)	(Y_2243)	(Y_3600)	(Y_3600)	(Y_3600)	(Y_3710)
Units	ppb	ppb	ppb	ppb	ppb	ppb
Avg	**4.028**	**50.69**	**9.483**	**23.23**	**156.5**	**5045.**
Stddev	.116	.35	.094	.21	3.9	79.
%RSD	2.888	.6835	.9911	.9185	2.472	1.560
#1	4.023	50.46	9.376	23.47	155.6	4998.
#2	4.147	51.09	9.520	23.15	160.8	5000.
#3	3.914	50.52	9.553	23.06	153.2	5135.
Check ?	Chk Pass	Chk Pass	Chk Pass	Chk Pass	Chk Pass	Chk Pass
Value						
Range						

Elem	Mg2790	Mn2576	Na5895	Ni2316	Pb2203	Sb2068
Line	279.079 {121}	257.610 {131}	589.592 { 57}	231.604 {446}	220.353 {453}	206.833 {463}
IS Ref	(Y_3600)	(Y_3600)	(Y_3710)	(Y_2243)	(Y_2243)	(Y_2243)
Units	ppb	ppb	ppb	ppb	ppb	ppb
Avg	**4795.**	**15.89**	**5027.**	**41.92**	**11.33**	**19.10**
Stddev	58.	.33	71.	.39	.81	1.03
%RSD	1.202	2.046	1.410	.9299	7.107	5.415
#1	4741.	15.54	4950.	42.29	10.81	19.16
#2	4787.	15.92	5089.	41.51	12.25	20.11
#3	4856.	16.19	5041.	41.96	10.91	18.04
Check ?	Chk Pass	Chk Pass	Chk Pass	Chk Pass	Chk Pass	Chk Pass
Value						
Range						

Sample Name: CCVL Acquired: 1/24/2017 19:52:36 Type: QC
Method: BC011117(v9) Mode: CONC Corr. Factor: 1.000000
User: admin Custom ID1: Custom ID2: Custom ID3:
Comment:

Elem	Se196	Tl1908	V_2924	Zn2062	B_2089	Mo2020
Line	196.090 {472}	190.856 {477}	292.402 {115}	206.200 {463}	208.959 {461}	202.030 {467}
IS Ref	(Y_2243)	(Y_2243)	(Y_3600)	(Y_2243)	(Y_2243)	(Y_2243)
Units	ppb	ppb	ppb	ppb	ppb	ppb
Avg	**19.03**	**19.61**	**50.03**	**32.32**	**48.48**	**19.27**
Stddev	2.34	3.99	.92	.33	.86	.19
%RSD	12.27	20.34	1.845	1.006	1.774	.9840
#1	16.34	23.74	48.97	32.57	48.82	19.27
#2	20.17	15.78	50.46	32.44	49.12	19.07
#3	20.58	19.31	50.66	31.95	47.50	19.45
Check ?	Chk Pass	Chk Pass	Chk Pass	Chk Pass	Chk Pass	Chk Pass
Value						
Range						

Elem	Sn1899	Sr4077	Ti3349	Si2881
Line	189.989 {477}	407.771 { 83}	334.941 {101}	288.158 {117}
IS Ref	(Y_2243)	(Y_3710)	(Y_3600)	(Y_2243)
Units	ppb	ppb	ppb	ppb
Avg	**48.70**	**20.15**	**20.39**	F **-22.11**
Stddev	.12	.47	.57	17.91
%RSD	.2560	2.329	2.792	80.99
#1	48.72	19.63	19.76	-2.003
#2	48.81	20.54	20.55	-36.35
#3	48.57	20.28	20.86	-27.99
Check ?	Chk Pass	Chk Pass	Chk Pass	Chk Fail
Value				200.0
Range				-30.50%

Int. Std.	Y_2243	Y_3600	Y_3710
Line	224.306 {450}	360.073 { 94}	371.030 { 91}
Units	Cts/S	Cts/S	Cts/S
Avg	**4188.0**	**27536.**	**7829.0**
Stddev	11.3	60.	17.7
%RSD	.27022	.21725	.22555
#1	4174.9	27487.	7825.5
#2	4193.4	27519.	7813.3
#3	4195.5	27603.	7848.1

Sample Name: 460-125763-d-5-c@4 Acquired: 1/24/2017 19:56:25 Type: Unk
Method: BC011117(v9) Mode: CONC Corr. Factor: 1.000000
User: admin Custom ID1: Custom ID2: Custom ID3:
Comment:

Elem	Al3961	As1890	Ag3280	Ba2335	Be3130	Ca3181
Line	396.152 { 85}	189.042 {478}	328.068 {103}	233.527 {445}	313.042 {108}	318.128 {106}
IS Ref	(Y_3710)	(Y_2243)	(Y_3600)	(Y_2243)	(Y_3710)	(Y_3600)
Units	ppb	ppb	ppb	ppb	ppb	ppb
Avg	**56580.**	**20.61**	**-2.158**	**247.2**	**1.711**	**2564.**
Stddev	144.	1.63	.672	.5	.083	27.
%RSD	.2539	7.903	31.15	.2133	4.852	1.069
#1	56420.	18.82	-2.654	247.7	1.778	2552.
#2	56610.	22.02	-1.393	247.3	1.618	2545.
#3	56700.	20.99	-2.428	246.6	1.736	2595.
Check ?	Chk Pass	Chk Pass	Chk Pass	Chk Pass	Chk Pass	Chk Pass
High Limit						
Low Limit						

Elem	Cd2265	Co2286	Cr2677	Cu3247	Fe2714	K_7664
Line	226.502 {449}	228.616 {447}	267.716 {126}	324.754 {104}	271.441 {124}	766.490 { 44}
IS Ref	(Y_2243)	(Y_2243)	(Y_3600)	(Y_3600)	(Y_3600)	(Y_3710)
Units	ppb	ppb	ppb	ppb	ppb	ppb
Avg	**.3200**	**39.74**	**61.24**	**68.21**	**89520.**	**3160.**
Stddev	.1109	.14	.15	.44	393.	52.
%RSD	34.65	.3568	.2516	.6463	.4390	1.644
#1	.4422	39.60	61.07	67.74	89330.	3133.
#2	.2258	39.89	61.36	68.27	89260.	3127.
#3	.2920	39.73	61.30	68.62	89970.	3220.
Check ?	Chk Pass	Chk Pass	Chk Pass	Chk Pass	Chk Pass	Chk Pass
High Limit						
Low Limit						

Elem	Mg2790	Mn2576	Na5895	Ni2316	Pb2203	Sb2068
Line	279.079 {121}	257.610 {131}	589.592 { 57}	231.604 {446}	220.353 {453}	206.833 {463}
IS Ref	(Y_3600)	(Y_3600)	(Y_3710)	(Y_2243)	(Y_2243)	(Y_2243)
Units	ppb	ppb	ppb	ppb	ppb	ppb
Avg	**14860.**	**2310.**	**252.6**	**75.73**	**51.30**	**.6054**
Stddev	69.	11.	14.1	.75	1.89	1.940
%RSD	.4619	.4850	5.570	.9856	3.684	320.4
#1	14850.	2304.	258.7	75.56	50.48	-.2535
#2	14790.	2303.	236.6	76.55	53.47	-.7567
#3	14930.	2323.	262.7	75.09	49.97	2.826
Check ?	Chk Pass	Chk Pass	Chk Pass	Chk Pass	Chk Pass	Chk Pass
High Limit						
Low Limit						

Sample Name: 460-125763-d-5-c@4 Acquired: 1/24/2017 19:56:25 Type: Unk
Method: BC011117(v9) Mode: CONC Corr. Factor: 1.000000
User: admin Custom ID1: Custom ID2: Custom ID3:
Comment:

Elem	Se196	Tl1908	V_2924	Zn2062	B_2089	Mo2020
Line	196.090 {472}	190.856 {477}	292.402 {115}	206.200 {463}	208.959 {461}	202.030 {467}
IS Ref	(Y_2243)	(Y_2243)	(Y_3600)	(Y_2243)	(Y_2243)	(Y_2243)
Units	ppb	ppb	ppb	ppb	ppb	ppb
Avg	**-.5730**	**-1.069**	**75.26**	**218.2**	**4.759**	**1.663**
Stddev	2.584	2.773	.59	1.2	.369	.099
%RSD	451.0	259.4	.7835	.5539	7.759	5.951
#1	2.359	.8339	74.59	217.0	5.110	1.644
#2	-1.557	.2098	75.68	219.4	4.794	1.574
#3	-2.521	-4.251	75.52	218.3	4.374	1.769
Check ?	Chk Pass	Chk Pass	Chk Pass	Chk Pass	Chk Pass	Chk Pass
High Limit						
Low Limit						

Elem	Sn1899	Sr4077	Ti3349	Si2881
Line	189.989 {477}	407.771 { 83}	334.941 {101}	288.158 {117}
IS Ref	(Y_2243)	(Y_3710)	(Y_3600)	(Y_2243)
Units	ppb	ppb	ppb	ppb
Avg	**2.377**	**36.42**	**139.4**	**935.0**
Stddev	.198	.28	.8	11.9
%RSD	8.332	.7751	.5889	1.277
#1	2.492	36.36	138.5	923.3
#2	2.492	36.73	139.5	947.2
#3	2.149	36.18	140.1	934.6
Check ?	Chk Pass	Chk Pass	Chk Pass	Chk Pass
High Limit				
Low Limit				

Int. Std.	Y_2243	Y_3600	Y_3710
Line	224.306 {450}	360.073 { 94}	371.030 { 91}
Units	Cts/S	Cts/S	Cts/S
Avg	**4272.3**	**28262.**	**8108.0**
Stddev	24.9	259.	73.2
%RSD	.58366	.91555	.90235
#1	4251.4	28081.	8045.2
#2	4265.6	28558.	8188.3
#3	4299.9	28146.	8090.5

Sample Name: 460-125763-d-6-c@4 Acquired: 1/24/2017 20:00:10 Type: Unk
Method: BC011117(v9) Mode: CONC Corr. Factor: 1.000000
User: admin Custom ID1: Custom ID2: Custom ID3:
Comment:

Elem	Al3961	As1890	Ag3280	Ba2335	Be3130	Ca3181
Line	396.152 { 85}	189.042 {478}	328.068 {103}	233.527 {445}	313.042 {108}	318.128 {106}
IS Ref	(Y_3710)	(Y_2243)	(Y_3600)	(Y_2243)	(Y_3710)	(Y_3600)
Units	ppb	ppb	ppb	ppb	ppb	ppb
Avg	**70970.**	**28.45**	**-2.135**	**154.9**	**2.420**	**5080.**
Stddev	149.	2.63	.337	.3	.104	31.
%RSD	.2095	9.239	15.80	.2240	4.284	.6107
#1	71140.	31.48	-1.791	155.3	2.303	5057.
#2	70850.	26.88	-2.465	154.6	2.502	5069.
#3	70920.	26.98	-2.149	154.9	2.455	5116.
Check ?	Chk Pass	Chk Pass	Chk Pass	Chk Pass	Chk Pass	Chk Pass
High Limit						
Low Limit						

Elem	Cd2265	Co2286	Cr2677	Cu3247	Fe2714	K_7664
Line	226.502 {449}	228.616 {447}	267.716 {126}	324.754 {104}	271.441 {124}	766.490 { 44}
IS Ref	(Y_2243)	(Y_2243)	(Y_3600)	(Y_3600)	(Y_3600)	(Y_3710)
Units	ppb	ppb	ppb	ppb	ppb	ppb
Avg	**.3752**	**55.02**	**86.65**	**130.9**	**133900.**	**3990.**
Stddev	.0421	.37	.46	.5	330.	48.
%RSD	11.23	.6684	.5361	.4089	.2465	1.215
#1	.4237	55.07	86.52	131.0	133900.	4042.
#2	.3538	55.35	86.27	130.3	133600.	3946.
#3	.3481	54.62	87.17	131.4	134200.	3983.
Check ?	Chk Pass	Chk Pass	Chk Pass	Chk Pass	Chk Pass	Chk Pass
High Limit						
Low Limit						

Elem	Mg2790	Mn2576	Na5895	Ni2316	Pb2203	Sb2068
Line	279.079 {121}	257.610 {131}	589.592 { 57}	231.604 {446}	220.353 {453}	206.833 {463}
IS Ref	(Y_3600)	(Y_3600)	(Y_3710)	(Y_2243)	(Y_2243)	(Y_2243)
Units	ppb	ppb	ppb	ppb	ppb	ppb
Avg	**31170.**	**2410.**	**188.7**	**117.0**	**74.80**	**-1.861**
Stddev	131.	5.	24.8	.9	1.52	2.291
%RSD	.4197	.2070	13.16	.7386	2.027	123.2
#1	31100.	2409.	180.2	116.4	76.52	-4.497
#2	31100.	2405.	216.7	116.6	74.18	-.3511
#3	31330.	2415.	169.3	118.0	73.68	-.7334
Check ?	Chk Pass	Chk Pass	Chk Pass	Chk Pass	Chk Pass	Chk Pass
High Limit						
Low Limit						

Sample Name: 460-125763-d-6-c@4 Acquired: 1/24/2017 20:00:10 Type: Unk
Method: BC011117(v9) Mode: CONC Corr. Factor: 1.000000
User: admin Custom ID1: Custom ID2: Custom ID3:
Comment:

Elem	Se196	Tl1908	V_2924	Zn2062	B_2089	Mo2020
Line	196.090 {472}	190.856 {477}	292.402 {115}	206.200 {463}	208.959 {461}	202.030 {467}
IS Ref	(Y_2243)	(Y_2243)	(Y_3600)	(Y_2243)	(Y_2243)	(Y_2243)
Units	ppb	ppb	ppb	ppb	ppb	ppb
Avg	**-2.088**	**-.6904**	**79.18**	**327.6**	**4.263**	**2.532**
Stddev	1.451	.7938	.76	.5	.913	.289
%RSD	69.49	115.0	.9623	.1576	21.43	11.41
#1	-1.085	-1.513	78.32	328.0	5.084	2.204
#2	-1.427	.0713	79.45	327.0	3.279	2.747
#3	-3.751	-.6295	79.78	327.8	4.426	2.646
Check ?	Chk Pass	Chk Pass	Chk Pass	Chk Pass	Chk Pass	Chk Pass
High Limit						
Low Limit						

Elem	Sn1899	Sr4077	Ti3349	Si2881
Line	189.989 {477}	407.771 { 83}	334.941 {101}	288.158 {117}
IS Ref	(Y_2243)	(Y_3710)	(Y_3600)	(Y_2243)
Units	ppb	ppb	ppb	ppb
Avg	**1.758**	**27.01**	**149.7**	**894.5**
Stddev	.097	.10	1.3	21.7
%RSD	5.494	.3561	.8937	2.421
#1	1.647	27.03	148.8	905.5
#2	1.804	26.91	149.2	908.5
#3	1.822	27.10	151.3	869.6
Check ?	Chk Pass	Chk Pass	Chk Pass	Chk Pass
High Limit				
Low Limit				

Int. Std.	Y_2243	Y_3600	Y_3710
Line	224.306 {450}	360.073 { 94}	371.030 { 91}
Units	Cts/S	Cts/S	Cts/S
Avg	**4321.5**	**28474.**	**8267.0**
Stddev	14.6	188.	34.5
%RSD	.33684	.65884	.41704
#1	4307.4	28393.	8291.8
#2	4320.8	28688.	8281.5
#3	4336.5	28340.	8227.6

Sample Name: 460-125763-d-7-d@4 Acquired: 1/24/2017 20:03:54 Type: Unk
Method: BC011117(v9) Mode: CONC Corr. Factor: 1.000000
User: admin Custom ID1: Custom ID2: Custom ID3:
Comment:

Elem	Al3961	As1890	Ag3280	Ba2335	Be3130	Ca3181
Line	396.152 { 85}	189.042 {478}	328.068 {103}	233.527 {445}	313.042 {108}	318.128 {106}
IS Ref	(Y_3710)	(Y_2243)	(Y_3600)	(Y_2243)	(Y_3710)	(Y_3600)
Units	ppb	ppb	ppb	ppb	ppb	ppb
Avg	**64380.**	**17.85**	**-1.452**	**205.5**	**1.866**	**7422.**
Stddev	141.	2.13	.613	.2	.097	26.
%RSD	.2191	11.94	42.19	.0796	5.200	.3457
#1	64540.	18.60	-2.081	205.3	1.913	7409.
#2	64270.	19.51	-.8573	205.4	1.755	7452.
#3	64320.	15.45	-1.417	205.6	1.931	7405.
Check ?	Chk Pass	Chk Pass	Chk Pass	Chk Pass	Chk Pass	Chk Pass
High Limit						
Low Limit						

Elem	Cd2265	Co2286	Cr2677	Cu3247	Fe2714	K_7664
Line	226.502 {449}	228.616 {447}	267.716 {126}	324.754 {104}	271.441 {124}	766.490 { 44}
IS Ref	(Y_2243)	(Y_2243)	(Y_3600)	(Y_3600)	(Y_3600)	(Y_3710)
Units	ppb	ppb	ppb	ppb	ppb	ppb
Avg	**.3807**	**39.24**	**68.38**	**112.0**	**82190.**	**3313.**
Stddev	.0751	.13	.84	.6	241.	5.
%RSD	19.72	.3419	1.233	.5542	.2930	.1428
#1	.4118	39.08	68.03	111.5	82220.	3317.
#2	.4353	39.33	69.35	112.7	82410.	3308.
#3	.2951	39.29	67.77	111.7	81930.	3314.
Check ?	Chk Pass	Chk Pass	Chk Pass	Chk Pass	Chk Pass	Chk Pass
High Limit						
Low Limit						

Elem	Mg2790	Mn2576	Na5895	Ni2316	Pb2203	Sb2068
Line	279.079 {121}	257.610 {131}	589.592 { 57}	231.604 {446}	220.353 {453}	206.833 {463}
IS Ref	(Y_3600)	(Y_3600)	(Y_3710)	(Y_2243)	(Y_2243)	(Y_2243)
Units	ppb	ppb	ppb	ppb	ppb	ppb
Avg	**14300.**	**951.3**	**363.2**	**72.41**	**77.82**	**.3005**
Stddev	67.	3.0	13.3	.03	.50	1.859
%RSD	.4681	.3188	3.656	.0433	.6385	618.5
#1	14330.	952.2	355.7	72.40	77.30	-1.407
#2	14350.	953.7	378.6	72.44	77.86	.0283
#3	14230.	947.9	355.5	72.38	78.29	2.280
Check ?	Chk Pass	Chk Pass	Chk Pass	Chk Pass	Chk Pass	Chk Pass
High Limit						
Low Limit						

Sample Name: 460-125763-d-7-d@4 Acquired: 1/24/2017 20:03:54 Type: Unk
Method: BC011117(v9) Mode: CONC Corr. Factor: 1.000000
User: admin Custom ID1: Custom ID2: Custom ID3:
Comment:

Elem	Se196	Tl1908	V_2924	Zn2062	B_2089	Mo2020
Line	196.090 {472}	190.856 {477}	292.402 {115}	206.200 {463}	208.959 {461}	202.030 {467}
IS Ref	(Y_2243)	(Y_2243)	(Y_3600)	(Y_2243)	(Y_2243)	(Y_2243)
Units	ppb	ppb	ppb	ppb	ppb	ppb
Avg	**2.013**	**-.1793**	**94.88**	**240.5**	**5.303**	**1.897**
Stddev	1.153	1.273	.69	1.3	.898	.440
%RSD	57.26	709.9	.7322	.5509	16.93	23.20
#1	2.105	-1.644	94.08	239.9	5.919	2.187
#2	.8171	.6606	95.33	239.6	4.273	1.391
#3	3.117	.4454	95.23	242.0	5.717	2.114
Check ?	Chk Pass	Chk Pass	Chk Pass	Chk Pass	Chk Pass	Chk Pass
High Limit						
Low Limit						

Elem	Sn1899	Sr4077	Ti3349	Si2881
Line	189.989 {477}	407.771 { 83}	334.941 {101}	288.158 {117}
IS Ref	(Y_2243)	(Y_3710)	(Y_3600)	(Y_2243)
Units	ppb	ppb	ppb	ppb
Avg	**3.394**	**42.69**	**213.7**	**912.9**
Stddev	.206	.57	2.5	23.6
%RSD	6.067	1.339	1.150	2.586
#1	3.592	42.52	211.0	909.8
#2	3.409	42.23	214.2	891.1
#3	3.181	43.33	215.8	938.0
Check ?	Chk Pass	Chk Pass	Chk Pass	Chk Pass
High Limit				
Low Limit				

Int. Std.	Y_2243	Y_3600	Y_3710
Line	224.306 {450}	360.073 { 94}	371.030 { 91}
Units	Cts/S	Cts/S	Cts/S
Avg	**4289.9**	**28118.**	**8151.9**
Stddev	25.0	197.	102.3
%RSD	.58174	.69976	1.2544
#1	4293.5	27959.	8035.5
#2	4312.9	28057.	8227.5
#3	4263.3	28338.	8192.6

Sample Name: 460-125763-d-8-d@4 Acquired: 1/24/2017 20:07:38 Type: Unk
Method: BC011117(v9) Mode: CONC Corr. Factor: 1.000000
User: admin Custom ID1: Custom ID2: Custom ID3:
Comment:

Elem	Al3961	As1890	Ag3280	Ba2335	Be3130	Ca3181
Line	396.152 { 85}	189.042 {478}	328.068 {103}	233.527 {445}	313.042 {108}	318.128 {106}
IS Ref	(Y_3710)	(Y_2243)	(Y_3600)	(Y_2243)	(Y_3710)	(Y_3600)
Units	ppb	ppb	ppb	ppb	ppb	ppb
Avg	**67430.**	**23.51**	**-1.173**	**215.4**	**1.649**	**3024.**
Stddev	1182.	1.98	.561	.7	.037	71.
%RSD	1.752	8.409	47.80	.3329	2.248	2.359
#1	68790.	25.77	-1.057	215.9	1.678	3085.
#2	66740.	22.64	-.6799	214.6	1.662	2946.
#3	66750.	22.12	-1.783	215.7	1.607	3041.
Check ?	Chk Pass	Chk Pass	Chk Pass	Chk Pass	Chk Pass	Chk Pass
High Limit						
Low Limit						

Elem	Cd2265	Co2286	Cr2677	Cu3247	Fe2714	K_7664
Line	226.502 {449}	228.616 {447}	267.716 {126}	324.754 {104}	271.441 {124}	766.490 { 44}
IS Ref	(Y_2243)	(Y_2243)	(Y_3600)	(Y_3600)	(Y_3600)	(Y_3710)
Units	ppb	ppb	ppb	ppb	ppb	ppb
Avg	**1.595**	**29.12**	**73.04**	**138.8**	**93710.**	**4059.**
Stddev	.066	.16	2.21	2.9	1780.	51.
%RSD	4.127	.5415	3.023	2.087	1.900	1.264
#1	1.582	28.94	75.23	142.0	95560.	4118.
#2	1.537	29.24	70.82	136.3	92010.	4033.
#3	1.667	29.19	73.07	138.1	93560.	4026.
Check ?	Chk Pass	Chk Pass	Chk Pass	Chk Pass	Chk Pass	Chk Pass
High Limit						
Low Limit						

Elem	Mg2790	Mn2576	Na5895	Ni2316	Pb2203	Sb2068
Line	279.079 {121}	257.610 {131}	589.592 { 57}	231.604 {446}	220.353 {453}	206.833 {463}
IS Ref	(Y_3600)	(Y_3600)	(Y_3710)	(Y_2243)	(Y_2243)	(Y_2243)
Units	ppb	ppb	ppb	ppb	ppb	ppb
Avg	**17700.**	**624.5**	**323.8**	**85.42**	**78.40**	**1.280**
Stddev	360.	11.3	10.2	.98	1.53	.847
%RSD	2.035	1.801	3.161	1.150	1.954	66.22
#1	18040.	636.2	312.0	85.37	78.66	1.171
#2	17320.	613.7	329.4	84.47	76.76	2.176
#3	17740.	623.6	329.9	86.43	79.79	.4917
Check ?	Chk Pass	Chk Pass	Chk Pass	Chk Pass	Chk Pass	Chk Pass
High Limit						
Low Limit						

Sample Name: 460-125763-d-8-d@4 Acquired: 1/24/2017 20:07:38 Type: Unk
Method: BC011117(v9) Mode: CONC Corr. Factor: 1.000000
User: admin Custom ID1: Custom ID2: Custom ID3:
Comment:

Elem	Se196	Tl1908	V_2924	Zn2062	B_2089	Mo2020
Line	196.090 {472}	190.856 {477}	292.402 {115}	206.200 {463}	208.959 {461}	202.030 {467}
IS Ref	(Y_2243)	(Y_2243)	(Y_3600)	(Y_2243)	(Y_2243)	(Y_2243)
Units	ppb	ppb	ppb	ppb	ppb	ppb
Avg	**-.6121**	**-1.108**	**90.48**	**267.2**	**7.341**	**3.025**
Stddev	2.231	1.800	1.71	3.8	.070	.303
%RSD	364.4	162.5	1.893	1.436	.9488	10.01
#1	1.938	-2.420	92.14	264.6	7.329	3.282
#2	-1.575	.9441	88.72	265.4	7.416	2.691
#3	-2.200	-1.848	90.57	271.6	7.279	3.102
Check ?	Chk Pass	Chk Pass	Chk Pass	Chk Pass	Chk Pass	Chk Pass
High Limit						
Low Limit						

Elem	Sn1899	Sr4077	Ti3349	Si2881
Line	189.989 {477}	407.771 { 83}	334.941 {101}	288.158 {117}
IS Ref	(Y_2243)	(Y_3710)	(Y_3600)	(Y_2243)
Units	ppb	ppb	ppb	ppb
Avg	**2.499**	**16.53**	**199.0**	**912.6**
Stddev	.236	.40	3.7	8.8
%RSD	9.459	2.398	1.856	.9599
#1	2.226	16.97	202.8	920.9
#2	2.619	16.42	195.4	913.3
#3	2.650	16.20	198.8	903.5
Check ?	Chk Pass	Chk Pass	Chk Pass	Chk Pass
High Limit				
Low Limit				

Int. Std.	Y_2243	Y_3600	Y_3710
Line	224.306 {450}	360.073 { 94}	371.030 { 91}
Units	Cts/S	Cts/S	Cts/S
Avg	**4238.6**	**27761.**	**8050.8**
Stddev	11.4	614.	104.0
%RSD	.26799	2.2130	1.2916
#1	4237.5	27327.	7988.0
#2	4250.5	28464.	8170.8
#3	4227.9	27492.	7993.5

Sample Name: 460-125763-d-9-d@4 Acquired: 1/24/2017 20:11:22 Type: Unk
Method: BC011117(v9) Mode: CONC Corr. Factor: 1.000000
User: admin Custom ID1: Custom ID2: Custom ID3:
Comment:

Elem	Al3961	As1890	Ag3280	Ba2335	Be3130	Ca3181
Line	396.152 { 85}	189.042 {478}	328.068 {103}	233.527 {445}	313.042 {108}	318.128 {106}
IS Ref	(Y_3710)	(Y_2243)	(Y_3600)	(Y_2243)	(Y_3710)	(Y_3600)
Units	ppb	ppb	ppb	ppb	ppb	ppb
Avg	**60220.**	**24.86**	**-1.316**	**259.1**	**1.787**	**2930.**
Stddev	119.	2.53	.214	1.0	.041	11.
%RSD	.1977	10.18	16.27	.3835	2.276	.3742
#1	60230.	24.12	-1.304	259.6	1.834	2941.
#2	60090.	27.68	-1.107	259.7	1.769	2919.
#3	60330.	22.78	-1.535	257.9	1.759	2931.
Check ?	Chk Pass	Chk Pass	Chk Pass	Chk Pass	Chk Pass	Chk Pass
High Limit						
Low Limit						

Elem	Cd2265	Co2286	Cr2677	Cu3247	Fe2714	K_7664
Line	226.502 {449}	228.616 {447}	267.716 {126}	324.754 {104}	271.441 {124}	766.490 { 44}
IS Ref	(Y_2243)	(Y_2243)	(Y_3600)	(Y_3600)	(Y_3600)	(Y_3710)
Units	ppb	ppb	ppb	ppb	ppb	ppb
Avg	**.9982**	**22.00**	**64.00**	**137.2**	**66640.**	**3348.**
Stddev	.2129	.20	.31	.5	192.	53.
%RSD	21.33	.8991	.4774	.3588	.2887	1.572
#1	.9957	22.09	64.22	136.7	66840.	3288.
#2	1.212	22.14	63.65	137.4	66460.	3368.
#3	.7866	21.77	64.13	137.6	66610.	3387.
Check ?	Chk Pass	Chk Pass	Chk Pass	Chk Pass	Chk Pass	Chk Pass
High Limit						
Low Limit						

Elem	Mg2790	Mn2576	Na5895	Ni2316	Pb2203	Sb2068
Line	279.079 {121}	257.610 {131}	589.592 { 57}	231.604 {446}	220.353 {453}	206.833 {463}
IS Ref	(Y_3600)	(Y_3600)	(Y_3710)	(Y_2243)	(Y_2243)	(Y_2243)
Units	ppb	ppb	ppb	ppb	ppb	ppb
Avg	**13760.**	**702.1**	**250.6**	**62.48**	**151.2**	**-1.790**
Stddev	62.	1.5	22.4	.59	2.8	.918
%RSD	.4497	.2152	8.956	.9454	1.825	51.31
#1	13800.	703.3	225.5	63.17	154.0	-1.270
#2	13690.	700.4	257.4	62.16	151.2	-1.250
#3	13790.	702.7	268.8	62.13	148.5	-2.850
Check ?	Chk Pass	Chk Pass	Chk Pass	Chk Pass	Chk Pass	Chk Pass
High Limit						
Low Limit						

Sample Name: 460-125763-d-9-d@4 Acquired: 1/24/2017 20:11:22 Type: Unk
Method: BC011117(v9) Mode: CONC Corr. Factor: 1.000000
User: admin Custom ID1: Custom ID2: Custom ID3:
Comment:

Elem	Se196	Tl1908	V_2924	Zn2062	B_2089	Mo2020
Line	196.090 {472}	190.856 {477}	292.402 {115}	206.200 {463}	208.959 {461}	202.030 {467}
IS Ref	(Y_2243)	(Y_2243)	(Y_3600)	(Y_2243)	(Y_2243)	(Y_2243)
Units	ppb	ppb	ppb	ppb	ppb	ppb
Avg	.3144	.0202	88.77	225.8	7.389	1.810
Stddev	3.103	1.169	.89	1.3	.463	.239
%RSD	986.8	5782.	1.004	.5541	6.261	13.20
#1	-3.120	-.8064	88.27	227.3	7.844	1.538
#2	1.149	-.4905	88.25	225.2	7.406	1.986
#3	2.915	1.357	89.80	225.0	6.919	1.905
Check ?	Chk Pass	Chk Pass	Chk Pass	Chk Pass	Chk Pass	Chk Pass
High Limit						
Low Limit						

Elem	Sn1899	Sr4077	Ti3349	Si2881
Line	189.989 {477}	407.771 { 83}	334.941 {101}	288.158 {117}
IS Ref	(Y_2243)	(Y_3710)	(Y_3600)	(Y_2243)
Units	ppb	ppb	ppb	ppb
Avg	3.566	27.05	231.3	1067.
Stddev	.632	.24	2.8	31.
%RSD	17.71	.8804	1.230	2.914
#1	3.044	26.98	229.0	1082.
#2	3.386	27.32	230.4	1088.
#3	4.268	26.86	234.5	1032.
Check ?	Chk Pass	Chk Pass	Chk Pass	Chk Pass
High Limit				
Low Limit				

Int. Std.	Y_2243	Y_3600	Y_3710
Line	224.306 {450}	360.073 { 94}	371.030 { 91}
Units	Cts/S	Cts/S	Cts/S
Avg	4290.0	27793.	8002.7
Stddev	29.1	230.	43.3
%RSD	.67829	.82752	.54136
#1	4257.3	27529.	7975.7
#2	4299.5	27948.	7979.7
#3	4313.2	27903.	8052.6

Sample Name: 460-127114-a-1-a@4 Acquired: 1/24/2017 20:15:05 Type: Unk
Method: BC011117(v9) Mode: CONC Corr. Factor: 1.000000
User: admin Custom ID1: Custom ID2: Custom ID3:
Comment:

Elem	Al3961	As1890	Ag3280	Ba2335	Be3130	Ca3181
Line	396.152 { 85}	189.042 {478}	328.068 {103}	233.527 {445}	313.042 {108}	318.128 {106}
IS Ref	(Y_3710)	(Y_2243)	(Y_3600)	(Y_2243)	(Y_3710)	(Y_3600)
Units	ppb	ppb	ppb	ppb	ppb	ppb
Avg	**8866.**	**4.495**	**-.5083**	**44.35**	**.5321**	**12910.**
Stddev	27.	1.432	.3123	.08	.1015	7.
%RSD	.2989	31.86	61.44	.1703	19.07	.0576
#1	8863.	5.350	-.8382	44.35	.4149	12910.
#2	8893.	5.293	-.2171	44.28	.5894	12910.
#3	8840.	2.842	-.4697	44.43	.5919	12900.
Check ?	Chk Pass	Chk Pass	Chk Pass	Chk Pass	Chk Pass	Chk Pass
High Limit						
Low Limit						

Elem	Cd2265	Co2286	Cr2677	Cu3247	Fe2714	K_7664
Line	226.502 {449}	228.616 {447}	267.716 {126}	324.754 {104}	271.441 {124}	766.490 { 44}
IS Ref	(Y_2243)	(Y_2243)	(Y_3600)	(Y_3600)	(Y_3600)	(Y_3710)
Units	ppb	ppb	ppb	ppb	ppb	ppb
Avg	**.6161**	**7.000**	**39.98**	**67.47**	**30290.**	**916.6**
Stddev	.0785	.203	.32	.39	55.	39.7
%RSD	12.74	2.901	.7883	.5852	.1819	4.328
#1	.7066	6.766	40.24	67.48	30350.	872.8
#2	.5742	7.130	39.63	67.86	30240.	927.0
#3	.5675	7.105	40.07	67.07	30290.	950.1
Check ?	Chk Pass	Chk Pass	Chk Pass	Chk Pass	Chk Pass	Chk Pass
High Limit						
Low Limit						

Elem	Mg2790	Mn2576	Na5895	Ni2316	Pb2203	Sb2068
Line	279.079 {121}	257.610 {131}	589.592 { 57}	231.604 {446}	220.353 {453}	206.833 {463}
IS Ref	(Y_3600)	(Y_3600)	(Y_3710)	(Y_2243)	(Y_2243)	(Y_2243)
Units	ppb	ppb	ppb	ppb	ppb	ppb
Avg	**7253.**	**412.4**	**336.1**	**22.74**	**52.70**	**-.7132**
Stddev	15.	1.0	11.8	.17	.46	1.050
%RSD	.2118	.2421	3.495	.7525	.8766	147.2
#1	7261.	413.5	336.6	22.90	53.21	-1.626
#2	7235.	411.9	324.1	22.56	52.31	-.9481
#3	7263.	411.7	347.6	22.75	52.59	.4345
Check ?	Chk Pass	Chk Pass	Chk Pass	Chk Pass	Chk Pass	Chk Pass
High Limit						
Low Limit						

Sample Name: 460-127114-a-1-a@4 Acquired: 1/24/2017 20:15:05 Type: Unk
Method: BC011117(v9) Mode: CONC Corr. Factor: 1.000000
User: admin Custom ID1: Custom ID2: Custom ID3:
Comment:

Elem	Se196	Tl1908	V_2924	Zn2062	B_2089	Mo2020
Line	196.090 {472}	190.856 {477}	292.402 {115}	206.200 {463}	208.959 {461}	202.030 {467}
IS Ref	(Y_2243)	(Y_2243)	(Y_3600)	(Y_2243)	(Y_2243)	(Y_2243)
Units	ppb	ppb	ppb	ppb	ppb	ppb
Avg	3.604	1.502	30.03	93.66	1.508	1.050
Stddev	2.532	.716	.29	.63	.418	.420
%RSD	70.27	47.67	.9725	.6763	27.73	40.02
#1	6.479	2.303	30.31	93.07	1.645	1.229
#2	1.704	.9221	30.05	93.58	1.841	.5702
#3	2.629	1.282	29.73	94.33	1.039	1.352
Check ?	Chk Pass	Chk Pass	Chk Pass	Chk Pass	Chk Pass	Chk Pass
High Limit						
Low Limit						

Elem	Sn1899	Sr4077	Ti3349	Si2881
Line	189.989 {477}	407.771 { 83}	334.941 {101}	288.158 {117}
IS Ref	(Y_2243)	(Y_3710)	(Y_3600)	(Y_2243)
Units	ppb	ppb	ppb	ppb
Avg	4.989	27.43	463.1	823.2
Stddev	.532	.10	1.5	18.1
%RSD	10.67	.3480	.3168	2.204
#1	4.972	27.40	464.7	803.9
#2	5.529	27.54	462.5	825.9
#3	4.466	27.36	462.0	839.9
Check ?	Chk Pass	Chk Pass	Chk Pass	Chk Pass
High Limit				
Low Limit				

Int. Std.	Y_2243	Y_3600	Y_3710
Line	224.306 {450}	360.073 { 94}	371.030 { 91}
Units	Cts/S	Cts/S	Cts/S
Avg	4269.7	27816.	8004.6
Stddev	23.6	188.	43.7
%RSD	.55310	.67595	.54583
#1	4242.5	27606.	7965.8
#2	4285.2	27877.	7996.0
#3	4281.3	27966.	8051.9

Sample Name: 460-127164-a-1-a@4 Acquired: 1/24/2017 20:18:53 Type: Unk
Method: BC011117(v9) Mode: CONC Corr. Factor: 1.000000
User: admin Custom ID1: Custom ID2: Custom ID3:
Comment:

Elem	Al3961	As1890	Ag3280	Ba2335	Be3130	Ca3181
Line	396.152 { 85}	189.042 {478}	328.068 {103}	233.527 {445}	313.042 {108}	318.128 {106}
IS Ref	(Y_3710)	(Y_2243)	(Y_3600)	(Y_2243)	(Y_3710)	(Y_3600)
Units	ppb	ppb	ppb	ppb	ppb	ppb
Avg	**17760.**	**56.70**	**-.7983**	**56.77**	**1.178**	**1530.**
Stddev	47.	.39	.3533	.34	.011	7.
%RSD	.2670	.6807	44.25	.5905	.9715	.4466
#1	17710.	56.45	-.8453	56.44	1.168	1527.
#2	17770.	57.14	-.4238	57.11	1.190	1526.
#3	17800.	56.50	-1.126	56.77	1.175	1538.
Check ?	Chk Pass	Chk Pass	Chk Pass	Chk Pass	Chk Pass	Chk Pass
High Limit						
Low Limit						

Elem	Cd2265	Co2286	Cr2677	Cu3247	Fe2714	K_7664
Line	226.502 {449}	228.616 {447}	267.716 {126}	324.754 {104}	271.441 {124}	766.490 { 44}
IS Ref	(Y_2243)	(Y_2243)	(Y_3600)	(Y_3600)	(Y_3600)	(Y_3710)
Units	ppb	ppb	ppb	ppb	ppb	ppb
Avg	**.2639**	**1.717**	**159.3**	**19.42**	**54300.**	**3886.**
Stddev	.0599	.185	.5	.60	219.	82.
%RSD	22.71	10.77	.3289	3.084	.4025	2.121
#1	.3319	1.757	159.7	20.08	54200.	3850.
#2	.2410	1.879	158.7	18.92	54150.	3827.
#3	.2187	1.516	159.5	19.25	54550.	3980.
Check ?	Chk Pass	Chk Pass	Chk Pass	Chk Pass	Chk Pass	Chk Pass
High Limit						
Low Limit						

Elem	Mg2790	Mn2576	Na5895	Ni2316	Pb2203	Sb2068
Line	279.079 {121}	257.610 {131}	589.592 { 57}	231.604 {446}	220.353 {453}	206.833 {463}
IS Ref	(Y_3600)	(Y_3600)	(Y_3710)	(Y_2243)	(Y_2243)	(Y_2243)
Units	ppb	ppb	ppb	ppb	ppb	ppb
Avg	**2432.**	**125.8**	**89.03**	**8.794**	**82.57**	**.2409**
Stddev	22.	.5	17.38	.760	.98	.8741
%RSD	.9170	.3974	19.52	8.649	1.182	362.9
#1	2433.	125.6	72.55	9.153	81.54	-.2524
#2	2410.	125.4	107.2	7.920	82.66	-.2751
#3	2454.	126.3	87.35	9.307	83.49	1.250
Check ?	Chk Pass	Chk Pass	Chk Pass	Chk Pass	Chk Pass	Chk Pass
High Limit						
Low Limit						

Sample Name: 460-127164-a-1-a@4 Acquired: 1/24/2017 20:18:53 Type: Unk
Method: BC011117(v9) Mode: CONC Corr. Factor: 1.000000
User: admin Custom ID1: Custom ID2: Custom ID3:
Comment:

Elem	Se196	Tl1908	V_2924	Zn2062	B_2089	Mo2020
Line	196.090 {472}	190.856 {477}	292.402 {115}	206.200 {463}	208.959 {461}	202.030 {467}
IS Ref	(Y_2243)	(Y_2243)	(Y_3600)	(Y_2243)	(Y_2243)	(Y_2243)
Units	ppb	ppb	ppb	ppb	ppb	ppb
Avg	**4.360**	**.1543**	**110.1**	**103.7**	**18.59**	**1.808**
Stddev	3.818	1.290	.7	1.4	.33	.053
%RSD	87.57	835.6	.6745	1.383	1.796	2.954
#1	6.210	-.4774	109.4	102.7	18.21	1.767
#2	6.900	1.638	109.9	103.1	18.80	1.868
#3	-.0308	-.6977	110.9	105.4	18.78	1.787
Check ?	Chk Pass	Chk Pass	Chk Pass	Chk Pass	Chk Pass	Chk Pass
High Limit						
Low Limit						

Elem	Sn1899	Sr4077	Ti3349	Si2881
Line	189.989 {477}	407.771 { 83}	334.941 {101}	288.158 {117}
IS Ref	(Y_2243)	(Y_3710)	(Y_3600)	(Y_2243)
Units	ppb	ppb	ppb	ppb
Avg	**4.543**	**7.175**	**301.8**	**1187.**
Stddev	.210	.234	1.8	19.
%RSD	4.615	3.254	.6006	1.626
#1	4.306	7.404	300.0	1169.
#2	4.703	7.183	301.8	1186.
#3	4.621	6.937	303.7	1208.
Check ?	Chk Pass	Chk Pass	Chk Pass	Chk Pass
High Limit				
Low Limit				

Int. Std.	Y_2243	Y_3600	Y_3710
Line	224.306 {450}	360.073 { 94}	371.030 { 91}
Units	Cts/S	Cts/S	Cts/S
Avg	**4252.4**	**28320.**	**8178.2**
Stddev	43.4	279.	195.4
%RSD	1.0195	.98678	2.3891
#1	4281.2	28261.	8171.7
#2	4273.4	28625.	8376.7
#3	4202.5	28076.	7986.1

Sample Name: 460-127164-a-2-a@4 Acquired: 1/24/2017 20:22:39 Type: Unk
Method: BC011117(v9) Mode: CONC Corr. Factor: 1.000000
User: admin Custom ID1: Custom ID2: Custom ID3:
Comment:

Elem	Al3961	As1890	Ag3280	Ba2335	Be3130	Ca3181
Line	396.152 { 85}	189.042 {478}	328.068 {103}	233.527 {445}	313.042 {108}	318.128 {106}
IS Ref	(Y_3710)	(Y_2243)	(Y_3600)	(Y_2243)	(Y_3710)	(Y_3600)
Units	ppb	ppb	ppb	ppb	ppb	ppb
Avg	**22080.**	**55.65**	**-1.176**	**68.02**	**1.721**	**2467.**
Stddev	414.	2.47	.245	.21	.139	15.
%RSD	1.876	4.440	20.84	.3042	8.099	.5911
#1	21600.	53.94	-1.356	68.04	1.563	2455.
#2	22290.	58.49	-.8971	68.21	1.827	2463.
#3	22340.	54.53	-1.276	67.80	1.772	2483.
Check ?	Chk Pass	Chk Pass	Chk Pass	Chk Pass	Chk Pass	Chk Pass
High Limit						
Low Limit						

Elem	Cd2265	Co2286	Cr2677	Cu3247	Fe2714	K_7664
Line	226.502 {449}	228.616 {447}	267.716 {126}	324.754 {104}	271.441 {124}	766.490 { 44}
IS Ref	(Y_2243)	(Y_2243)	(Y_3600)	(Y_3600)	(Y_3600)	(Y_3710)
Units	ppb	ppb	ppb	ppb	ppb	ppb
Avg	**.5105**	**3.004**	**206.4**	**24.98**	**73060.**	**6344.**
Stddev	.1030	.195	.8	.58	215.	79.
%RSD	20.18	6.494	.3748	2.315	.2948	1.250
#1	.4182	2.806	206.9	24.57	73020.	6253.
#2	.4916	3.196	205.5	25.64	72860.	6398.
#3	.6216	3.010	206.8	24.73	73290.	6382.
Check ?	Chk Pass	Chk Pass	Chk Pass	Chk Pass	Chk Pass	Chk Pass
High Limit						
Low Limit						

Elem	Mg2790	Mn2576	Na5895	Ni2316	Pb2203	Sb2068
Line	279.079 {121}	257.610 {131}	589.592 { 57}	231.604 {446}	220.353 {453}	206.833 {463}
IS Ref	(Y_3600)	(Y_3600)	(Y_3710)	(Y_2243)	(Y_2243)	(Y_2243)
Units	ppb	ppb	ppb	ppb	ppb	ppb
Avg	**3490.**	**154.7**	**90.51**	**13.91**	**66.01**	**.3313**
Stddev	16.	.5	15.20	.63	3.33	.9017
%RSD	.4726	.3473	16.79	4.511	5.047	272.2
#1	3471.	154.8	103.3	13.51	63.27	.9249
#2	3500.	154.1	94.47	14.63	69.72	.7753
#3	3498.	155.2	73.73	13.59	65.05	-.7064
Check ?	Chk Pass	Chk Pass	Chk Pass	Chk Pass	Chk Pass	Chk Pass
High Limit						
Low Limit						

Sample Name: 460-127164-a-2-a@4 Acquired: 1/24/2017 20:22:39 Type: Unk
Method: BC011117(v9) Mode: CONC Corr. Factor: 1.000000
User: admin Custom ID1: Custom ID2: Custom ID3:
Comment:

Elem	Se196	Tl1908	V_2924	Zn2062	B_2089	Mo2020
Line	196.090 {472}	190.856 {477}	292.402 {115}	206.200 {463}	208.959 {461}	202.030 {467}
IS Ref	(Y_2243)	(Y_2243)	(Y_3600)	(Y_2243)	(Y_2243)	(Y_2243)
Units	ppb	ppb	ppb	ppb	ppb	ppb
Avg	-.1247	-1.539	139.6	134.7	32.84	2.560
Stddev	3.705	2.111	.9	1.5	.57	.148
%RSD	2971.	137.2	.6664	1.111	1.724	5.795
#1	-1.662	-.1892	138.8	133.6	32.50	2.713
#2	-2.814	-.4562	139.3	136.4	33.49	2.548
#3	4.101	-3.972	140.6	134.1	32.52	2.417
Check ?	Chk Pass	Chk Pass	Chk Pass	Chk Pass	Chk Pass	Chk Pass
High Limit						
Low Limit						

Elem	Sn1899	Sr4077	Ti3349	Si2881
Line	189.989 {477}	407.771 { 83}	334.941 {101}	288.158 {117}
IS Ref	(Y_2243)	(Y_3710)	(Y_3600)	(Y_2243)
Units	ppb	ppb	ppb	ppb
Avg	4.096	10.96	422.3	1454.
Stddev	.937	.21	1.7	17.
%RSD	22.88	1.917	.4138	1.176
#1	3.068	10.73	421.3	1440.
#2	4.903	11.02	421.3	1473.
#3	4.317	11.13	424.4	1450.
Check ?	Chk Pass	Chk Pass	Chk Pass	Chk Pass
High Limit				
Low Limit				

Int. Std.	Y_2243	Y_3600	Y_3710
Line	224.306 {450}	360.073 { 94}	371.030 { 91}
Units	Cts/S	Cts/S	Cts/S
Avg	4217.1	27483.	7942.4
Stddev	5.4	119.	74.3
%RSD	.12809	.43426	.93558
#1	4211.1	27402.	8005.7
#2	4218.5	27620.	7960.9
#3	4221.6	27426.	7860.6

Sample Name: 460-127164-a-3-a@4 Acquired: 1/24/2017 20:26:25 Type: Unk
Method: BC011117(v9) Mode: CONC Corr. Factor: 1.000000
User: admin Custom ID1: Custom ID2: Custom ID3:
Comment:

Elem	Al3961	As1890	Ag3280	Ba2335	Be3130	Ca3181
Line	396.152 { 85}	189.042 {478}	328.068 {103}	233.527 {445}	313.042 {108}	318.128 {106}
IS Ref	(Y_3710)	(Y_2243)	(Y_3600)	(Y_2243)	(Y_3710)	(Y_3600)
Units	ppb	ppb	ppb	ppb	ppb	ppb
Avg	**18740.**	**46.39**	**-1.008**	**56.50**	**1.237**	**1812.**
Stddev	74.	.72	.683	.25	.174	8.
%RSD	.3958	1.553	67.77	.4349	14.06	.4400
#1	18660.	47.22	-.7813	56.74	1.361	1813.
#2	18800.	46.03	-1.775	56.25	1.312	1804.
#3	18750.	45.92	-.4666	56.53	1.038	1819.
Check ?	Chk Pass	Chk Pass	Chk Pass	Chk Pass	Chk Pass	Chk Pass
High Limit						
Low Limit						

Elem	Cd2265	Co2286	Cr2677	Cu3247	Fe2714	K_7664
Line	226.502 {449}	228.616 {447}	267.716 {126}	324.754 {104}	271.441 {124}	766.490 { 44}
IS Ref	(Y_2243)	(Y_2243)	(Y_3600)	(Y_3600)	(Y_3600)	(Y_3710)
Units	ppb	ppb	ppb	ppb	ppb	ppb
Avg	**.2498**	**1.928**	**154.9**	**19.54**	**53370.**	**5995.**
Stddev	.0417	.196	.8	.18	106.	54.
%RSD	16.72	10.15	.4971	.9358	.1976	.9063
#1	.2576	1.812	155.2	19.72	53440.	5999.
#2	.2046	1.819	155.4	19.35	53250.	6047.
#3	.2870	2.154	154.0	19.56	53410.	5939.
Check ?	Chk Pass	Chk Pass	Chk Pass	Chk Pass	Chk Pass	Chk Pass
High Limit						
Low Limit						

Elem	Mg2790	Mn2576	Na5895	Ni2316	Pb2203	Sb2068
Line	279.079 {121}	257.610 {131}	589.592 { 57}	231.604 {446}	220.353 {453}	206.833 {463}
IS Ref	(Y_3600)	(Y_3600)	(Y_3710)	(Y_2243)	(Y_2243)	(Y_2243)
Units	ppb	ppb	ppb	ppb	ppb	ppb
Avg	**2859.**	**124.6**	**114.8**	**9.370**	**66.99**	**.1639**
Stddev	10.	.2	10.9	.255	1.80	.8424
%RSD	.3331	.1868	9.475	2.716	2.687	513.8
#1	2868.	124.4	115.4	9.176	68.74	.6186
#2	2849.	124.6	103.6	9.658	67.09	-.8081
#3	2859.	124.8	125.3	9.275	65.15	.6813
Check ?	Chk Pass	Chk Pass	Chk Pass	Chk Pass	Chk Pass	Chk Pass
High Limit						
Low Limit						

Sample Name: 460-127164-a-3-a@4 Acquired: 1/24/2017 20:26:25 Type: Unk
Method: BC011117(v9) Mode: CONC Corr. Factor: 1.000000
User: admin Custom ID1: Custom ID2: Custom ID3:
Comment:

Elem	Se196	Tl1908	V_2924	Zn2062	B_2089	Mo2020
Line	196.090 {472}	190.856 {477}	292.402 {115}	206.200 {463}	208.959 {461}	202.030 {467}
IS Ref	(Y_2243)	(Y_2243)	(Y_3600)	(Y_2243)	(Y_2243)	(Y_2243)
Units	ppb	ppb	ppb	ppb	ppb	ppb
Avg	**4.140**	**-2.123**	**101.3**	**97.66**	**28.53**	**1.645**
Stddev	3.045	2.211	.5	.49	.17	.133
%RSD	73.56	104.1	.4757	.5062	.6043	8.111
#1	5.364	-4.128	101.0	97.65	28.36	1.602
#2	6.382	.2481	100.9	98.16	28.53	1.795
#3	.6730	-2.488	101.8	97.17	28.70	1.539
Check ?	Chk Pass	Chk Pass	Chk Pass	Chk Pass	Chk Pass	Chk Pass
High Limit						
Low Limit						

Elem	Sn1899	Sr4077	Ti3349	Si2881
Line	189.989 {477}	407.771 { 83}	334.941 {101}	288.158 {117}
IS Ref	(Y_2243)	(Y_3710)	(Y_3600)	(Y_2243)
Units	ppb	ppb	ppb	ppb
Avg	**3.834**	**8.349**	**311.8**	**1436.**
Stddev	.349	.059	1.4	37.
%RSD	9.091	.7015	.4555	2.547
#1	3.524	8.289	313.4	1411.
#2	3.768	8.406	311.3	1478.
#3	4.211	8.350	310.7	1419.
Check ?	Chk Pass	Chk Pass	Chk Pass	Chk Pass
High Limit				
Low Limit				

Int. Std.	Y_2243	Y_3600	Y_3710
Line	224.306 {450}	360.073 { 94}	371.030 { 91}
Units	Cts/S	Cts/S	Cts/S
Avg	**4258.7**	**27888.**	**8014.9**
Stddev	31.1	166.	71.1
%RSD	.72978	.59428	.88730
#1	4237.5	27699.	7940.1
#2	4244.2	28011.	8023.1
#3	4294.4	27953.	8081.6

Sample Name: 460-127164-a-4-a@4 Acquired: 1/24/2017 20:30:11 Type: Unk
Method: BC011117(v9) Mode: CONC Corr. Factor: 1.000000
User: admin Custom ID1: Custom ID2: Custom ID3:
Comment:

Elem	Al3961	As1890	Ag3280	Ba2335	Be3130	Ca3181
Line	396.152 { 85}	189.042 {478}	328.068 {103}	233.527 {445}	313.042 {108}	318.128 {106}
IS Ref	(Y_3710)	(Y_2243)	(Y_3600)	(Y_2243)	(Y_3710)	(Y_3600)
Units	ppb	ppb	ppb	ppb	ppb	ppb
Avg	**31470.**	**85.89**	**-1.469**	**79.76**	**2.047**	**4898.**
Stddev	37.	1.95	.361	.46	.161	42.
%RSD	.1189	2.269	24.55	.5802	7.877	.8483
#1	31480.	87.21	-1.053	80.01	2.022	4854.
#2	31510.	83.65	-1.651	80.05	1.900	4904.
#3	31430.	86.81	-1.702	79.23	2.220	4936.
Check ?	Chk Pass	Chk Pass	Chk Pass	Chk Pass	Chk Pass	Chk Pass
High Limit						
Low Limit						

Elem	Cd2265	Co2286	Cr2677	Cu3247	Fe2714	K_7664
Line	226.502 {449}	228.616 {447}	267.716 {126}	324.754 {104}	271.441 {124}	766.490 { 44}
IS Ref	(Y_2243)	(Y_2243)	(Y_3600)	(Y_3600)	(Y_3600)	(Y_3710)
Units	ppb	ppb	ppb	ppb	ppb	ppb
Avg	**.2684**	**7.767**	**147.0**	**23.18**	**90720.**	**7165.**
Stddev	.0366	.296	1.6	.44	494.	71.
%RSD	13.64	3.815	1.121	1.884	.5450	.9896
#1	.2886	8.091	145.4	23.10	90150.	7245.
#2	.2261	7.700	148.7	23.65	90950.	7111.
#3	.2904	7.510	146.8	22.78	91050.	7138.
Check ?	Chk Pass	Chk Pass	Chk Pass	Chk Pass	Chk Pass	Chk Pass
High Limit						
Low Limit						

Elem	Mg2790	Mn2576	Na5895	Ni2316	Pb2203	Sb2068
Line	279.079 {121}	257.610 {131}	589.592 { 57}	231.604 {446}	220.353 {453}	206.833 {463}
IS Ref	(Y_3600)	(Y_3600)	(Y_3710)	(Y_2243)	(Y_2243)	(Y_2243)
Units	ppb	ppb	ppb	ppb	ppb	ppb
Avg	**5035.**	**373.8**	**126.1**	**21.46**	**29.47**	**.1979**
Stddev	94.	1.2	20.1	.43	1.25	1.069
%RSD	1.870	.3148	15.92	1.999	4.259	540.2
#1	4926.	372.4	149.3	21.73	28.03	1.124
#2	5083.	374.4	113.6	21.68	30.05	-.9722
#3	5095.	374.6	115.5	20.96	30.33	.4423
Check ?	Chk Pass	Chk Pass	Chk Pass	Chk Pass	Chk Pass	Chk Pass
High Limit						
Low Limit						

Sample Name: 460-127164-a-4-a@4 Acquired: 1/24/2017 20:30:11 Type: Unk
Method: BC011117(v9) Mode: CONC Corr. Factor: 1.000000
User: admin Custom ID1: Custom ID2: Custom ID3:
Comment:

Elem	Se196	Tl1908	V_2924	Zn2062	B_2089	Mo2020
Line	196.090 {472}	190.856 {477}	292.402 {115}	206.200 {463}	208.959 {461}	202.030 {467}
IS Ref	(Y_2243)	(Y_2243)	(Y_3600)	(Y_2243)	(Y_2243)	(Y_2243)
Units	ppb	ppb	ppb	ppb	ppb	ppb
Avg	.9767	-3.962	156.2	102.5	42.38	7.852
Stddev	2.744	1.559	2.5	.2	.61	.101
%RSD	280.9	39.35	1.581	.2189	1.428	1.292
#1	1.633	-3.592	153.9	102.6	42.76	7.829
#2	3.333	-5.673	158.8	102.7	41.69	7.962
#3	-2.036	-2.621	155.9	102.2	42.70	7.763
Check ?	Chk Pass	Chk Pass	Chk Pass	Chk Pass	Chk Pass	Chk Pass
High Limit						
Low Limit						

Elem	Sn1899	Sr4077	Ti3349	Si2881
Line	189.989 {477}	407.771 { 83}	334.941 {101}	288.158 {117}
IS Ref	(Y_2243)	(Y_3710)	(Y_3600)	(Y_2243)
Units	ppb	ppb	ppb	ppb
Avg	3.071	31.30	533.3	1347.
Stddev	.995	.16	.5	9.
%RSD	32.40	.5229	.0977	.6502
#1	1.927	31.42	533.9	1357.
#2	3.735	31.36	533.2	1343.
#3	3.551	31.11	532.8	1341.
Check ?	Chk Pass	Chk Pass	Chk Pass	Chk Pass
High Limit				
Low Limit				

Int. Std.	Y_2243	Y_3600	Y_3710
Line	224.306 {450}	360.073 { 94}	371.030 { 91}
Units	Cts/S	Cts/S	Cts/S
Avg	4291.9	28029.	8156.1
Stddev	20.7	199.	155.4
%RSD	.48212	.70997	1.9053
#1	4308.7	28228.	8322.9
#2	4298.3	28028.	8129.9
#3	4268.8	27830.	8015.4

Sample Name: CCV Acquired: 1/24/2017 20:33:59 Type: QC
Method: BC011117(v9) Mode: CONC Corr. Factor: 1.000000
User: admin Custom ID1: Custom ID2: Custom ID3:
Comment:

Elem	Al3961	As1890	Ag3280	Ba2335	Be3130	Ca3181
Line	396.152 { 85}	189.042 {478}	328.068 {103}	233.527 {445}	313.042 {108}	318.128 {106}
IS Ref	(Y_3710)	(Y_2243)	(Y_3600)	(Y_2243)	(Y_3710)	(Y_3600)
Units	ppb	ppb	ppb	ppb	ppb	ppb
Avg	**125500.**	**2458.**	**1281.**	**9961.**	F **894.5**	**124400.**
Stddev	221.	8.	6.	28.	1.9	1361.
%RSD	.1759	.3199	.4401	.2822	.2134	1.094
#1	125200.	2458.	1277.	9947.	895.7	122900.
#2	125500.	2466.	1279.	9994.	892.3	124700.
#3	125700.	2450.	1288.	9943.	895.6	125600.
Check ?	Chk Pass	Chk Pass	Chk Pass	Chk Pass	Chk Fail	Chk Pass
Value					1000.	
Range					-10.50%	

Elem	Cd2265	Co2286	Cr2677	Cu3247	Fe2714	K_7664
Line	226.502 {449}	228.616 {447}	267.716 {126}	324.754 {104}	271.441 {124}	766.490 { 44}
IS Ref	(Y_2243)	(Y_2243)	(Y_3600)	(Y_3600)	(Y_3600)	(Y_3710)
Units	ppb	ppb	ppb	ppb	ppb	ppb
Avg	**1241.**	**2456.**	**5038.**	**12230.**	**99690.**	F **55900.**
Stddev	5.	8.	44.	38.	759.	84.
%RSD	.3855	.3214	.8817	.3069	.7616	.1509
#1	1238.	2451.	4989.	12190.	98880.	55940.
#2	1247.	2465.	5049.	12250.	99800.	55800.
#3	1240.	2452.	5075.	12250.	100400.	55960.
Check ?	Chk Pass	Chk Pass	Chk Pass	Chk Pass	Chk Pass	Chk Fail
Value						50000.
Range						10.50%

Elem	Mg2790	Mn2576	Na5895	Ni2316	Pb2203	Sb2068
Line	279.079 {121}	257.610 {131}	589.592 { 57}	231.604 {446}	220.353 {453}	206.833 {463}
IS Ref	(Y_3600)	(Y_3600)	(Y_3710)	(Y_2243)	(Y_2243)	(Y_2243)
Units	ppb	ppb	ppb	ppb	ppb	ppb
Avg	**124500.**	**5089.**	F **139300.**	**2492.**	**7439.**	**968.3**
Stddev	1422.	43.	242.	8.	9.	3.8
%RSD	1.142	.8468	.1741	.3241	.1238	.3885
#1	123000.	5041.	139100.	2487.	7434.	970.5
#2	124600.	5099.	139200.	2502.	7449.	970.4
#3	125800.	5126.	139600.	2488.	7433.	963.9
Check ?	Chk Pass	Chk Pass	Chk Fail	Chk Pass	Chk Pass	Chk Pass
Value			125000.			
Range			10.50%			

Sample Name: CCV Acquired: 1/24/2017 20:33:59 Type: QC
Method: BC011117(v9) Mode: CONC Corr. Factor: 1.000000
User: admin Custom ID1: Custom ID2: Custom ID3:
Comment:

Elem	Se196	Tl1908	V_2924	Zn2062	B_2089	Mo2020
Line	196.090 {472}	190.856 {477}	292.402 {115}	206.200 {463}	208.959 {461}	202.030 {467}
IS Ref	(Y_2243)	(Y_2243)	(Y_3600)	(Y_2243)	(Y_2243)	(Y_2243)
Units	ppb	ppb	ppb	ppb	ppb	ppb
Avg	**2436.**	**2481.**	**2497.**	**2523.**	**970.0**	**2397.**
Stddev	17.	11.	19.	6.	3.4	10.
%RSD	.6899	.4449	.7618	.2463	.3488	.4146
#1	2452.	2487.	2476.	2516.	969.6	2396.
#2	2439.	2488.	2503.	2527.	973.6	2408.
#3	2418.	2468.	2512.	2526.	966.9	2389.
Check ?	Chk Pass	Chk Pass	Chk Pass	Chk Pass	Chk Pass	Chk Pass
Value						
Range						

Elem	Sn1899	Sr4077	Ti3349	Si2881
Line	189.989 {477}	407.771 { 83}	334.941 {101}	288.158 {117}
IS Ref	(Y_2243)	(Y_3710)	(Y_3600)	(Y_2243)
Units	ppb	ppb	ppb	ppb
Avg	**979.4**	**5201.**	**10010.**	**6718.**
Stddev	.5	4.	47.	39.
%RSD	.0496	.0828	.4664	.5752
#1	978.9	5204.	9955.	6756.
#2	979.4	5196.	10020.	6679.
#3	979.9	5203.	10050.	6718.
Check ?	Chk Pass	Chk Pass	Chk Pass	None
Value				
Range				

Int. Std.	Y_2243	Y_3600	Y_3710
Line	224.306 {450}	360.073 { 94}	371.030 { 91}
Units	Cts/S	Cts/S	Cts/S
Avg	**3940.5**	**25787.**	**7701.8**
Stddev	18.9	406.	97.6
%RSD	.47965	1.5760	1.2677
#1	3960.5	26209.	7814.4
#2	3938.3	25753.	7640.6
#3	3922.9	25398.	7650.4

Sample Name: CCB Acquired: 1/24/2017 20:37:27 Type: QC
Method: BC011117(v9) Mode: CONC Corr. Factor: 1.000000
User: admin Custom ID1: Custom ID2: Custom ID3:
Comment:

Elem	Al3961	As1890	Ag3280	Ba2335	Be3130	Ca3181
Line	396.152 { 85}	189.042 {478}	328.068 {103}	233.527 {445}	313.042 {108}	318.128 {106}
IS Ref	(Y_3710)	(Y_2243)	(Y_3600)	(Y_2243)	(Y_3710)	(Y_3600)
Units	ppb	ppb	ppb	ppb	ppb	ppb
Avg	**-.3655**	**1.115**	**.0089**	**.9046**	**.0158**	**21.13**
Stddev	20.18	1.263	.9163	1.048	.0682	5.44
%RSD	5523.	113.2	10300.	115.8	431.4	25.74
#1	22.14	-.1603	.9173	2.113	.0305	25.71
#2	-6.369	2.365	.0244	.2565	.0755	15.12
#3	-16.87	1.142	-.9151	.3439	-.0585	22.57
Check ?	Chk Pass	Chk Pass	Chk Pass	Chk Pass	Chk Pass	Chk Pass
High Limit						
Low Limit						

Elem	Cd2265	Co2286	Cr2677	Cu3247	Fe2714	K_7664
Line	226.502 {449}	228.616 {447}	267.716 {126}	324.754 {104}	271.441 {124}	766.490 { 44}
IS Ref	(Y_2243)	(Y_2243)	(Y_3600)	(Y_3600)	(Y_3600)	(Y_3710)
Units	ppb	ppb	ppb	ppb	ppb	ppb
Avg	**.1050**	**.2123**	**.0731**	**.8429**	**2.023**	**39.40**
Stddev	.2172	.4061	.4051	.3724	8.429	31.36
%RSD	206.9	191.3	554.1	44.17	416.7	79.59
#1	.3527	.6795	.5348	1.125	11.75	3.539
#2	.0154	.0141	-.2228	.9829	-3.146	53.00
#3	-.0531	-.0567	-.0926	.4209	-2.535	61.66
Check ?	Chk Pass	Chk Pass	Chk Pass	Chk Pass	Chk Pass	Chk Pass
High Limit						
Low Limit						

Elem	Mg2790	Mn2576	Na5895	Ni2316	Pb2203	Sb2068
Line	279.079 {121}	257.610 {131}	589.592 { 57}	231.604 {446}	220.353 {453}	206.833 {463}
IS Ref	(Y_3600)	(Y_3600)	(Y_3710)	(Y_2243)	(Y_2243)	(Y_2243)
Units	ppb	ppb	ppb	ppb	ppb	ppb
Avg	**.7000**	**.1797**	**99.91**	**.6146**	**-.5670**	**.3194**
Stddev	5.168	.0483	47.62	.3156	1.446	1.303
%RSD	738.2	26.85	47.67	51.34	255.1	408.1
#1	6.667	.2343	154.5	.6705	.4738	1.364
#2	-2.267	.1621	66.57	.2749	-2.219	.7349
#3	-2.300	.1427	78.71	.8986	.0440	-1.141
Check ?	Chk Pass	Chk Pass	Chk Pass	Chk Pass	Chk Pass	Chk Pass
High Limit						
Low Limit						

Sample Name: CCB Acquired: 1/24/2017 20:37:27 Type: QC
Method: BC011117(v9) Mode: CONC Corr. Factor: 1.000000
User: admin Custom ID1: Custom ID2: Custom ID3:
Comment:

Elem	Se196	Tl1908	V_2924	Zn2062	B_2089	Mo2020
Line	196.090 {472}	190.856 {477}	292.402 {115}	206.200 {463}	208.959 {461}	202.030 {467}
IS Ref	(Y_2243)	(Y_2243)	(Y_3600)	(Y_2243)	(Y_2243)	(Y_2243)
Units	ppb	ppb	ppb	ppb	ppb	ppb
Avg	**-2.592**	**.7622**	**-.3050**	**.9836**	**1.127**	**2.253**
Stddev	2.142	1.930	.2822	.2324	.651	.315
%RSD	82.62	253.2	92.52	23.63	57.72	13.96
#1	-3.071	1.416	-.6205	1.247	1.724	1.904
#2	-.2518	-1.410	-.2175	.8976	1.223	2.514
#3	-4.454	2.280	-.0769	.8065	.4336	2.342
Check ?	Chk Pass	Chk Pass	Chk Pass	Chk Pass	Chk Pass	Chk Pass
High Limit						
Low Limit						

Elem	Sn1899	Sr4077	Ti3349	Si2881
Line	189.989 {477}	407.771 { 83}	334.941 {101}	288.158 {117}
IS Ref	(Y_2243)	(Y_3710)	(Y_3600)	(Y_2243)
Units	ppb	ppb	ppb	ppb
Avg	**-.0979**	**.2067**	**.9750**	**-20.43**
Stddev	.4087	.3055	.4958	10.45
%RSD	417.6	147.8	50.85	51.12
#1	.3740	.5574	.6490	-31.99
#2	-.3413	-.0015	.7304	-11.65
#3	-.3264	.0641	1.546	-17.66
Check ?	Chk Pass	Chk Pass	Chk Pass	None
High Limit				
Low Limit				

Int. Std.	Y_2243	Y_3600	Y_3710
Line	224.306 {450}	360.073 { 94}	371.030 { 91}
Units	Cts/S	Cts/S	Cts/S
Avg	**4222.9**	**27543.**	**7836.8**
Stddev	7.4	218.	106.3
%RSD	.17566	.79321	1.3563
#1	4226.2	27443.	7716.8
#2	4228.1	27794.	7919.0
#3	4214.4	27393.	7874.7

Sample Name: CCVL Acquired: 1/24/2017 20:41:20 Type: QC
Method: BC011117(v9) Mode: CONC Corr. Factor: 1.000000
User: admin Custom ID1: Custom ID2: Custom ID3:
Comment:

Elem	Al3961	As1890	Ag3280	Ba2335	Be3130	Ca3181
Line	396.152 { 85}	189.042 {478}	328.068 {103}	233.527 {445}	313.042 {108}	318.128 {106}
IS Ref	(Y_3710)	(Y_2243)	(Y_3600)	(Y_2243)	(Y_3710)	(Y_3600)
Units	ppb	ppb	ppb	ppb	ppb	ppb
Avg	**211.1**	**14.43**	**10.41**	**202.1**	**1.728**	**4987.**
Stddev	11.2	.34	.28	.4	.144	50.
%RSD	5.295	2.326	2.713	.2222	8.321	.9946
#1	224.0	14.82	10.09	202.5	1.577	4930.
#2	205.7	14.24	10.62	201.6	1.863	5012.
#3	203.7	14.24	10.53	202.0	1.744	5019.
Check ?	Chk Pass	Chk Pass	Chk Pass	Chk Pass	Chk Pass	Chk Pass
Value						
Range						

Elem	Cd2265	Co2286	Cr2677	Cu3247	Fe2714	K_7664
Line	226.502 {449}	228.616 {447}	267.716 {126}	324.754 {104}	271.441 {124}	766.490 { 44}
IS Ref	(Y_2243)	(Y_2243)	(Y_3600)	(Y_3600)	(Y_3600)	(Y_3710)
Units	ppb	ppb	ppb	ppb	ppb	ppb
Avg	**4.015**	**51.08**	**9.677**	**24.51**	**162.0**	**5197.**
Stddev	.158	.19	.632	.36	6.0	43.
%RSD	3.926	.3693	6.529	1.475	3.707	.8187
#1	3.871	50.86	9.023	24.10	165.3	5161.
#2	3.992	51.17	10.28	24.72	165.5	5244.
#3	4.183	51.20	9.724	24.73	155.0	5186.
Check ?	Chk Pass	Chk Pass	Chk Pass	Chk Pass	Chk Pass	Chk Pass
Value						
Range						

Elem	Mg2790	Mn2576	Na5895	Ni2316	Pb2203	Sb2068
Line	279.079 {121}	257.610 {131}	589.592 { 57}	231.604 {446}	220.353 {453}	206.833 {463}
IS Ref	(Y_3600)	(Y_3600)	(Y_3710)	(Y_2243)	(Y_2243)	(Y_2243)
Units	ppb	ppb	ppb	ppb	ppb	ppb
Avg	**4867.**	**16.28**	**5055.**	**42.70**	**12.41**	**19.55**
Stddev	134.	.37	18.	.75	.76	1.13
%RSD	2.742	2.295	.3517	1.762	6.098	5.759
#1	4716.	15.85	5074.	41.84	11.60	18.57
#2	4914.	16.46	5051.	43.01	12.56	20.78
#3	4970.	16.53	5039.	43.24	13.09	19.30
Check ?	Chk Pass	Chk Pass	Chk Pass	Chk Pass	Chk Pass	Chk Pass
Value						
Range						

Sample Name: CCVL Acquired: 1/24/2017 20:41:20 Type: QC
Method: BC011117(v9) Mode: CONC Corr. Factor: 1.000000
User: admin Custom ID1: Custom ID2: Custom ID3:
Comment:

Elem	Se196	Tl1908	V_2924	Zn2062	B_2089	Mo2020
Line	196.090 {472}	190.856 {477}	292.402 {115}	206.200 {463}	208.959 {461}	202.030 {467}
IS Ref	(Y_2243)	(Y_2243)	(Y_3600)	(Y_2243)	(Y_2243)	(Y_2243)
Units	ppb	ppb	ppb	ppb	ppb	ppb
Avg	**16.44**	**19.35**	**50.98**	**31.96**	**48.66**	**19.40**
Stddev	4.00	1.57	1.52	.68	1.14	.25
%RSD	24.33	8.094	2.987	2.130	2.345	1.301
#1	19.85	17.54	49.22	31.22	47.56	19.25
#2	17.43	20.36	51.88	32.12	48.60	19.69
#3	12.04	20.14	51.84	32.55	49.84	19.26
Check ?	Chk Pass	Chk Pass	Chk Pass	Chk Pass	Chk Pass	Chk Pass
Value						
Range						

Elem	Sn1899	Sr4077	Ti3349	Si2881
Line	189.989 {477}	407.771 { 83}	334.941 {101}	288.158 {117}
IS Ref	(Y_2243)	(Y_3710)	(Y_3600)	(Y_2243)
Units	ppb	ppb	ppb	ppb
Avg	**48.31**	**20.44**	**20.45**	F **-19.92**
Stddev	.66	.44	.64	16.89
%RSD	1.358	2.148	3.129	84.79
#1	47.61	20.20	19.72	-3.960
#2	48.91	20.95	20.74	-18.19
#3	48.41	20.17	20.89	-37.60
Check ?	Chk Pass	Chk Pass	Chk Pass	Chk Fail
Value				200.0
Range				-30.50%

Int. Std.	Y_2243	Y_3600	Y_3710
Line	224.306 {450}	360.073 { 94}	371.030 { 91}
Units	Cts/S	Cts/S	Cts/S
Avg	**4242.0**	**27420.**	**7854.1**
Stddev	17.7	289.	62.2
%RSD	.41673	1.0542	.79197
#1	4258.9	27718.	7795.4
#2	4223.6	27401.	7919.3
#3	4243.6	27140.	7847.6

Sample Name: 460-127164-a-5-a@4 Acquired: 1/24/2017 20:45:09 Type: Unk
Method: BC011117(v9) Mode: CONC Corr. Factor: 1.000000
User: admin Custom ID1: Custom ID2: Custom ID3:
Comment:

Elem	Al3961	As1890	Ag3280	Ba2335	Be3130	Ca3181
Line	396.152 { 85}	189.042 {478}	328.068 {103}	233.527 {445}	313.042 {108}	318.128 {106}
IS Ref	(Y_3710)	(Y_2243)	(Y_3600)	(Y_2243)	(Y_3710)	(Y_3600)
Units	ppb	ppb	ppb	ppb	ppb	ppb
Avg	**59750.**	**141.5**	**-2.502**	**185.2**	**3.778**	**3841.**
Stddev	159.	1.8	.652	.3	.149	30.
%RSD	.2653	1.282	26.06	.1599	3.945	.7729
#1	59620.	140.4	-1.792	185.0	3.876	3809.
#2	59930.	140.4	-2.639	185.1	3.852	3847.
#3	59720.	143.6	-3.074	185.6	3.607	3868.
Check ?	Chk Pass	Chk Pass	Chk Pass	Chk Pass	Chk Pass	Chk Pass
High Limit						
Low Limit						

Elem	Cd2265	Co2286	Cr2677	Cu3247	Fe2714	K_7664
Line	226.502 {449}	228.616 {447}	267.716 {126}	324.754 {104}	271.441 {124}	766.490 { 44}
IS Ref	(Y_2243)	(Y_2243)	(Y_3600)	(Y_3600)	(Y_3600)	(Y_3710)
Units	ppb	ppb	ppb	ppb	ppb	ppb
Avg	**1.006**	**9.453**	**416.9**	**57.98**	**159900.**	**10520.**
Stddev	.121	.035	2.0	.53	572.	60.
%RSD	12.06	.3759	.4687	.9153	.3574	.5737
#1	.8911	9.412	414.7	57.45	159300.	10580.
#2	1.133	9.466	418.1	57.97	160300.	10510.
#3	.9942	9.479	418.0	58.51	160200.	10460.
Check ?	Chk Pass	Chk Pass	Chk Pass	Chk Pass	Chk Pass	Chk Pass
High Limit						
Low Limit						

Elem	Mg2790	Mn2576	Na5895	Ni2316	Pb2203	Sb2068
Line	279.079 {121}	257.610 {131}	589.592 { 57}	231.604 {446}	220.353 {453}	206.833 {463}
IS Ref	(Y_3600)	(Y_3600)	(Y_3710)	(Y_2243)	(Y_2243)	(Y_2243)
Units	ppb	ppb	ppb	ppb	ppb	ppb
Avg	**7762.**	**322.4**	**90.99**	**34.65**	**178.8**	**-.7589**
Stddev	41.	1.4	10.07	.62	1.2	1.552
%RSD	.5318	.4439	11.07	1.780	.6663	204.5
#1	7715.	320.9	90.44	35.15	178.4	-.4534
#2	7782.	322.8	81.20	34.85	180.1	-2.441
#3	7790.	323.7	101.3	33.96	177.8	.6175
Check ?	Chk Pass	Chk Pass	Chk Pass	Chk Pass	Chk Pass	Chk Pass
High Limit						
Low Limit						

Sample Name: 460-127164-a-5-a@4 Acquired: 1/24/2017 20:45:09 Type: Unk
Method: BC011117(v9) Mode: CONC Corr. Factor: 1.000000
User: admin Custom ID1: Custom ID2: Custom ID3:
Comment:

Elem	Se196	Tl1908	V_2924	Zn2062	B_2089	Mo2020
Line	196.090 {472}	190.856 {477}	292.402 {115}	206.200 {463}	208.959 {461}	202.030 {467}
IS Ref	(Y_2243)	(Y_2243)	(Y_3600)	(Y_2243)	(Y_2243)	(Y_2243)
Units	ppb	ppb	ppb	ppb	ppb	ppb
Avg	**6.366**	**-1.112**	**304.8**	**283.8**	**54.19**	**6.566**
Stddev	1.635	1.163	.8	2.5	.66	.353
%RSD	25.69	104.6	.2669	.8696	1.216	5.374
#1	8.214	-2.451	303.8	285.0	54.75	6.180
#2	5.106	-.5297	305.3	285.5	54.36	6.872
#3	5.779	-.3555	305.2	281.0	53.46	6.647
Check ?	Chk Pass	Chk Pass	Chk Pass	Chk Pass	Chk Pass	Chk Pass
High Limit						
Low Limit						

Elem	Sn1899	Sr4077	Ti3349	Si2881
Line	189.989 {477}	407.771 { 83}	334.941 {101}	288.158 {117}
IS Ref	(Y_2243)	(Y_3710)	(Y_3600)	(Y_2243)
Units	ppb	ppb	ppb	ppb
Avg	**10.85**	**23.44**	**663.3**	**1573.**
Stddev	.33	.17	1.2	5.
%RSD	3.000	.7062	.1772	.3438
#1	10.92	23.25	662.1	1574.
#2	11.13	23.51	663.4	1567.
#3	10.49	23.56	664.5	1577.
Check ?	Chk Pass	Chk Pass	Chk Pass	Chk Pass
High Limit				
Low Limit				

Int. Std.	Y_2243	Y_3600	Y_3710
Line	224.306 {450}	360.073 { 94}	371.030 { 91}
Units	Cts/S	Cts/S	Cts/S
Avg	**4342.3**	**28330.**	**8355.9**
Stddev	17.2	42.	101.3
%RSD	.39621	.14753	1.2117
#1	4322.4	28360.	8441.1
#2	4351.8	28282.	8244.0
#3	4352.6	28348.	8382.7

Sample Name: 460-127164-a-6-a@4 Acquired: 1/24/2017 20:48:53 Type: Unk
Method: BC011117(v9) Mode: CONC Corr. Factor: 1.000000
User: admin Custom ID1: Custom ID2: Custom ID3:
Comment:

Elem	Al3961	As1890	Ag3280	Ba2335	Be3130	Ca3181
Line	396.152 { 85}	189.042 {478}	328.068 {103}	233.527 {445}	313.042 {108}	318.128 {106}
IS Ref	(Y_3710)	(Y_2243)	(Y_3600)	(Y_2243)	(Y_3710)	(Y_3600)
Units	ppb	ppb	ppb	ppb	ppb	ppb
Avg	**21260.**	**115.3**	**-1.941**	**53.83**	**2.803**	**3447.**
Stddev	128.	1.7	.659	.42	.124	17.
%RSD	.6008	1.509	33.97	.7858	4.434	.5061
#1	21130.	117.3	-2.314	54.04	2.765	3427.
#2	21380.	114.8	-2.330	53.34	2.701	3461.
#3	21260.	113.9	-1.180	54.10	2.941	3452.
Check ?	Chk Pass	Chk Pass	Chk Pass	Chk Pass	Chk Pass	Chk Pass
High Limit						
Low Limit						

Elem	Cd2265	Co2286	Cr2677	Cu3247	Fe2714	K_7664
Line	226.502 {449}	228.616 {447}	267.716 {126}	324.754 {104}	271.441 {124}	766.490 { 44}
IS Ref	(Y_2243)	(Y_2243)	(Y_3600)	(Y_3600)	(Y_3600)	(Y_3710)
Units	ppb	ppb	ppb	ppb	ppb	ppb
Avg	**.6828**	**2.560**	**408.7**	**18.86**	**130300.**	**15930.**
Stddev	.0950	.334	2.5	.93	422.	95.
%RSD	13.92	13.05	.6014	4.906	.3233	.5974
#1	.6317	2.177	406.0	18.79	129900.	15870.
#2	.6243	2.717	410.8	17.97	130700.	16040.
#3	.7925	2.787	409.2	19.82	130500.	15880.
Check ?	Chk Pass	Chk Pass	Chk Pass	Chk Pass	Chk Pass	Chk Pass
High Limit						
Low Limit						

Elem	Mg2790	Mn2576	Na5895	Ni2316	Pb2203	Sb2068
Line	279.079 {121}	257.610 {131}	589.592 { 57}	231.604 {446}	220.353 {453}	206.833 {463}
IS Ref	(Y_3600)	(Y_3600)	(Y_3710)	(Y_2243)	(Y_2243)	(Y_2243)
Units	ppb	ppb	ppb	ppb	ppb	ppb
Avg	**6150.**	**148.9**	**9.603**	**13.90**	**71.74**	**.5526**
Stddev	56.	.9	35.71	.58	.25	.7528
%RSD	.9062	.6301	371.8	4.145	.3484	136.2
#1	6086.	147.9	50.82	13.26	72.03	.5459
#2	6182.	149.7	-10.12	14.05	71.63	-.1968
#3	6182.	149.2	-11.89	14.39	71.57	1.309
Check ?	Chk Pass	Chk Pass	Chk Pass	Chk Pass	Chk Pass	Chk Pass
High Limit						
Low Limit						

Sample Name: 460-127164-a-6-a@4 Acquired: 1/24/2017 20:48:53 Type: Unk
Method: BC011117(v9) Mode: CONC Corr. Factor: 1.000000
User: admin Custom ID1: Custom ID2: Custom ID3:
Comment:

Elem	Se196	Tl1908	V_2924	Zn2062	B_2089	Mo2020
Line	196.090 {472}	190.856 {477}	292.402 {115}	206.200 {463}	208.959 {461}	202.030 {467}
IS Ref	(Y_2243)	(Y_2243)	(Y_3600)	(Y_2243)	(Y_2243)	(Y_2243)
Units	ppb	ppb	ppb	ppb	ppb	ppb
Avg	2.525	-.5662	200.6	181.2	116.7	5.068
Stddev	2.569	1.964	1.5	1.5	1.4	.264
%RSD	101.8	347.0	.7292	.8322	1.237	5.201
#1	1.862	1.500	199.6	180.6	115.9	4.948
#2	.3522	-2.409	199.9	180.1	115.8	4.885
#3	5.361	-.7898	202.3	182.9	118.3	5.370
Check ?	Chk Pass	Chk Pass	Chk Pass	Chk Pass	Chk Pass	Chk Pass
High Limit						
Low Limit						

Elem	Sn1899	Sr4077	Ti3349	Si2881
Line	189.989 {477}	407.771 { 83}	334.941 {101}	288.158 {117}
IS Ref	(Y_2243)	(Y_3710)	(Y_3600)	(Y_2243)
Units	ppb	ppb	ppb	ppb
Avg	3.907	12.85	333.0	1395.
Stddev	.467	.06	.9	8.
%RSD	11.96	.4997	.2836	.5539
#1	4.376	12.78	332.4	1387.
#2	3.904	12.86	334.1	1395.
#3	3.441	12.91	332.5	1402.
Check ?	Chk Pass	Chk Pass	Chk Pass	Chk Pass
High Limit				
Low Limit				

Int. Std.	Y_2243	Y_3600	Y_3710
Line	224.306 {450}	360.073 { 94}	371.030 { 91}
Units	Cts/S	Cts/S	Cts/S
Avg	4226.6	27778.	8079.8
Stddev	8.5	62.	100.8
%RSD	.20207	.22438	1.2482
#1	4227.8	27849.	8193.5
#2	4234.4	27749.	8044.8
#3	4217.5	27735.	8001.1

Sample Name: 460-127031-a-10-a@20 Acquired: 1/24/2017 20:52:39 Type: Unk
Method: BC011117(v9) Mode: CONC Corr. Factor: 1.000000
User: admin Custom ID1: Custom ID2: Custom ID3:
Comment:

Elem	Al3961	As1890	Ag3280	Ba2335	Be3130	Ca3181
Line	396.152 { 85}	189.042 {478}	328.068 {103}	233.527 {445}	313.042 {108}	318.128 {106}
IS Ref	(Y_3710)	(Y_2243)	(Y_3600)	(Y_2243)	(Y_3710)	(Y_3600)
Units	ppb	ppb	ppb	ppb	ppb	ppb
Avg	**4452.**	**4.444**	**-.3893**	**17.37**	**.3872**	**74860.**
Stddev	50.	.662	.2689	.11	.0838	434.
%RSD	1.132	14.89	69.06	.6591	21.63	.5794
#1	4397.	5.050	-.2940	17.40	.4306	74910.
#2	4496.	3.738	-.6929	17.25	.2906	75260.
#3	4464.	4.543	-.1811	17.47	.4403	74400.
Check ?	Chk Pass	Chk Pass	Chk Pass	Chk Pass	Chk Pass	Chk Pass
High Limit						
Low Limit						

Elem	Cd2265	Co2286	Cr2677	Cu3247	Fe2714	K_7664
Line	226.502 {449}	228.616 {447}	267.716 {126}	324.754 {104}	271.441 {124}	766.490 { 44}
IS Ref	(Y_2243)	(Y_2243)	(Y_3600)	(Y_3600)	(Y_3600)	(Y_3710)
Units	ppb	ppb	ppb	ppb	ppb	ppb
Avg	**.1635**	**6.152**	**9.945**	**17.40**	**16980.**	**432.8**
Stddev	.0399	.014	.120	.71	207.	11.1
%RSD	24.39	.2222	1.205	4.090	1.219	2.562
#1	.1174	6.139	9.964	16.61	16810.	424.1
#2	.1871	6.166	9.816	18.00	17210.	428.9
#3	.1859	6.152	10.05	17.58	16920.	445.3
Check ?	Chk Pass	Chk Pass	Chk Pass	Chk Pass	Chk Pass	Chk Pass
High Limit						
Low Limit						

Elem	Mg2790	Mn2576	Na5895	Ni2316	Pb2203	Sb2068
Line	279.079 {121}	257.610 {131}	589.592 { 57}	231.604 {446}	220.353 {453}	206.833 {463}
IS Ref	(Y_3600)	(Y_3600)	(Y_3710)	(Y_2243)	(Y_2243)	(Y_2243)
Units	ppb	ppb	ppb	ppb	ppb	ppb
Avg	**6125.**	**289.2**	**253.1**	**8.422**	**21.43**	**-.7199**
Stddev	81.	1.3	9.6	.352	2.53	.8275
%RSD	1.321	.4440	3.796	4.178	11.81	114.9
#1	6079.	288.8	264.1	8.036	18.52	-.6415
#2	6218.	290.6	247.2	8.506	22.65	-1.584
#3	6077.	288.1	247.9	8.725	23.12	.0655
Check ?	Chk Pass	Chk Pass	Chk Pass	Chk Pass	Chk Pass	Chk Pass
High Limit						
Low Limit						

Sample Name: 460-127031-a-10-a@20 Acquired: 1/24/2017 20:52:39 Type: Unk
Method: BC011117(v9) Mode: CONC Corr. Factor: 1.000000
User: admin Custom ID1: Custom ID2: Custom ID3:
Comment:

Elem	Se196	Tl1908	V_2924	Zn2062	B_2089	Mo2020
Line	196.090 {472}	190.856 {477}	292.402 {115}	206.200 {463}	208.959 {461}	202.030 {467}
IS Ref	(Y_2243)	(Y_2243)	(Y_3600)	(Y_2243)	(Y_2243)	(Y_2243)
Units	ppb	ppb	ppb	ppb	ppb	ppb
Avg	**-.0585**	**-.1248**	**13.79**	**90.19**	**1.006**	**.0628**
Stddev	1.312	.7271	.13	.80	.528	.2478
%RSD	2243.	582.5	.9431	.8877	52.48	394.6
#1	-1.417	-.7646	13.70	89.44	1.549	.0932
#2	1.200	.6659	13.73	91.03	.4938	.2940
#3	.0413	-.2758	13.94	90.08	.9760	-.1988
Check ?	Chk Pass	Chk Pass	Chk Pass	Chk Pass	Chk Pass	Chk Pass
High Limit						
Low Limit						

Elem	Sn1899	Sr4077	Ti3349	Si2881
Line	189.989 {477}	407.771 { 83}	334.941 {101}	288.158 {117}
IS Ref	(Y_2243)	(Y_3710)	(Y_3600)	(Y_2243)
Units	ppb	ppb	ppb	ppb
Avg	**1.729**	**313.9**	**136.3**	**74.61**
Stddev	.449	4.8	1.7	9.32
%RSD	25.94	1.524	1.273	12.50
#1	2.244	308.4	134.9	69.32
#2	1.526	317.2	138.3	69.14
#3	1.419	315.9	135.9	85.38
Check ?	Chk Pass	Chk Pass	Chk Pass	Chk Pass
High Limit				
Low Limit				

Int. Std.	Y_2243	Y_3600	Y_3710
Line	224.306 {450}	360.073 { 94}	371.030 { 91}
Units	Cts/S	Cts/S	Cts/S
Avg	**4204.3**	**27261.**	**7839.1**
Stddev	11.0	237.	96.6
%RSD	.26280	.87003	1.2317
#1	4209.6	27110.	7935.8
#2	4211.7	27139.	7742.7
#3	4191.6	27535.	7838.7

Sample Name: CCV Acquired: 1/24/2017 20:56:27 Type: QC
Method: BC011117(v9) Mode: CONC Corr. Factor: 1.000000
User: admin Custom ID1: Custom ID2: Custom ID3:
Comment:

Elem	Al3961	As1890	Ag3280	Ba2335	Be3130	Ca3181
Line	396.152 { 85}	189.042 {478}	328.068 {103}	233.527 {445}	313.042 {108}	318.128 {106}
IS Ref	(Y_3710)	(Y_2243)	(Y_3600)	(Y_2243)	(Y_3710)	(Y_3600)
Units	ppb	ppb	ppb	ppb	ppb	ppb
Avg	**125800.**	**2459.**	**1287.**	**9997.**	**896.7**	**124000.**
Stddev	132.	10.	.	10.	1.3	788.
%RSD	.1045	.3974	.0372	.1000	.1432	.6355
#1	125800.	2469.	1287.	9986.	896.3	123200.
#2	125700.	2450.	1287.	10000.	898.2	124000.
#3	126000.	2457.	1288.	10010.	895.7	124800.
Check ?	Chk Pass	Chk Pass	Chk Pass	Chk Pass	Chk Pass	Chk Pass
Value						
Range						

Elem	Cd2265	Co2286	Cr2677	Cu3247	Fe2714	K_7664
Line	226.502 {449}	228.616 {447}	267.716 {126}	324.754 {104}	271.441 {124}	766.490 { 44}
IS Ref	(Y_2243)	(Y_2243)	(Y_3600)	(Y_3600)	(Y_3600)	(Y_3710)
Units	ppb	ppb	ppb	ppb	ppb	ppb
Avg	**1246.**	**2462.**	**5026.**	**12260.**	**99460.**	F **56100.**
Stddev	3.	2.	32.	46.	341.	53.
%RSD	.2125	.1002	.6315	.3787	.3425	.0948
#1	1243.	2461.	4993.	12230.	99250.	56040.
#2	1248.	2461.	5027.	12230.	99280.	56120.
#3	1245.	2465.	5056.	12310.	99860.	56140.
Check ?	Chk Pass	Chk Pass	Chk Pass	Chk Pass	Chk Pass	Chk Fail
Value						50000.
Range						10.50%

Elem	Mg2790	Mn2576	Na5895	Ni2316	Pb2203	Sb2068
Line	279.079 {121}	257.610 {131}	589.592 { 57}	231.604 {446}	220.353 {453}	206.833 {463}
IS Ref	(Y_3600)	(Y_3600)	(Y_3710)	(Y_2243)	(Y_2243)	(Y_2243)
Units	ppb	ppb	ppb	ppb	ppb	ppb
Avg	**124000.**	**5090.**	F **140400.**	**2496.**	**7443.**	**972.6**
Stddev	932.	26.	55.	4.	23.	4.0
%RSD	.7518	.5059	.0394	.1428	.3105	.4108
#1	123000.	5065.	140400.	2492.	7440.	976.2
#2	124000.	5087.	140400.	2499.	7467.	968.3
#3	124900.	5117.	140300.	2497.	7421.	973.4
Check ?	Chk Pass	Chk Pass	Chk Fail	Chk Pass	Chk Pass	Chk Pass
Value			125000.			
Range			10.50%			

Sample Name: CCV Acquired: 1/24/2017 20:56:27 Type: QC
Method: BC011117(v9) Mode: CONC Corr. Factor: 1.000000
User: admin Custom ID1: Custom ID2: Custom ID3:
Comment:

Elem	Se196	Tl1908	V_2924	Zn2062	B_2089	Mo2020
Line	196.090 {472}	190.856 {477}	292.402 {115}	206.200 {463}	208.959 {461}	202.030 {467}
IS Ref	(Y_2243)	(Y_2243)	(Y_3600)	(Y_2243)	(Y_2243)	(Y_2243)
Units	ppb	ppb	ppb	ppb	ppb	ppb
Avg	**2435.**	**2485.**	**2502.**	**2521.**	**974.1**	**2407.**
Stddev	9.	17.	14.	13.	3.9	7.
%RSD	.3858	.6752	.5780	.5109	.4029	.2907
#1	2441.	2470.	2491.	2509.	976.0	2415.
#2	2424.	2503.	2497.	2535.	969.6	2403.
#3	2440.	2483.	2518.	2520.	976.7	2402.
Check ?	Chk Pass	Chk Pass	Chk Pass	Chk Pass	Chk Pass	Chk Pass
Value						
Range						

Elem	Sn1899	Sr4077	Ti3349	Si2881
Line	189.989 {477}	407.771 { 83}	334.941 {101}	288.158 {117}
IS Ref	(Y_2243)	(Y_3710)	(Y_3600)	(Y_2243)
Units	ppb	ppb	ppb	ppb
Avg	**977.3**	**5224.**	**10040.**	**6715.**
Stddev	2.1	12.	30.	37.
%RSD	.2104	.2283	.2944	.5581
#1	979.6	5235.	10010.	6741.
#2	976.0	5226.	10040.	6731.
#3	976.1	5211.	10070.	6672.
Check ?	Chk Pass	Chk Pass	Chk Pass	None
Value				
Range				

Int. Std.	Y_2243	Y_3600	Y_3710
Line	224.306 {450}	360.073 { 94}	371.030 { 91}
Units	Cts/S	Cts/S	Cts/S
Avg	**3936.3**	**25846.**	**7662.8**
Stddev	21.2	112.	70.2
%RSD	.53846	.43433	.91660
#1	3945.5	25959.	7715.0
#2	3912.1	25844.	7690.3
#3	3951.4	25735.	7582.9

Sample Name: CCB Acquired: 1/24/2017 20:59:55 Type: QC
Method: BC011117(v9) Mode: CONC Corr. Factor: 1.000000
User: admin Custom ID1: Custom ID2: Custom ID3:
Comment:

Elem	Al3961	As1890	Ag3280	Ba2335	Be3130	Ca3181
Line	396.152 { 85}	189.042 {478}	328.068 {103}	233.527 {445}	313.042 {108}	318.128 {106}
IS Ref	(Y_3710)	(Y_2243)	(Y_3600)	(Y_2243)	(Y_3710)	(Y_3600)
Units	ppb	ppb	ppb	ppb	ppb	ppb
Avg	**-9.124**	**-.5787**	**.2599**	**.6373**	**.0265**	**34.34**
Stddev	4.874	1.360	.3660	.1368	.0820	33.28
%RSD	53.42	235.0	140.8	21.46	309.2	96.91
#1	-8.768	-2.066	.6817	.7771	.0742	72.68
#2	-14.17	.6015	.0708	.5037	.0735	17.46
#3	-4.438	-.2714	.0270	.6312	-.0682	12.89
Check ?	Chk Pass	Chk Pass	Chk Pass	Chk Pass	Chk Pass	Chk Pass
High Limit						
Low Limit						

Elem	Cd2265	Co2286	Cr2677	Cu3247	Fe2714	K_7664
Line	226.502 {449}	228.616 {447}	267.716 {126}	324.754 {104}	271.441 {124}	766.490 { 44}
IS Ref	(Y_2243)	(Y_2243)	(Y_3600)	(Y_3600)	(Y_3600)	(Y_3710)
Units	ppb	ppb	ppb	ppb	ppb	ppb
Avg	**.1120**	**.0688**	**.7693**	**2.631**	**20.47**	**-5.301**
Stddev	.0402	.1915	1.581	2.364	25.06	24.30
%RSD	35.91	278.3	205.6	89.85	122.4	458.4
#1	.1542	.2818	2.579	5.360	48.59	-33.31
#2	.1076	.0136	.0751	1.249	.4921	7.220
#3	.0741	-.0890	-.3462	1.283	12.33	10.18
Check ?	Chk Pass	Chk Pass	Chk Pass	Chk Pass	Chk Pass	Chk Pass
High Limit						
Low Limit						

Elem	Mg2790	Mn2576	Na5895	Ni2316	Pb2203	Sb2068
Line	279.079 {121}	257.610 {131}	589.592 { 57}	231.604 {446}	220.353 {453}	206.833 {463}
IS Ref	(Y_3600)	(Y_3600)	(Y_3710)	(Y_2243)	(Y_2243)	(Y_2243)
Units	ppb	ppb	ppb	ppb	ppb	ppb
Avg	**18.10**	**.9608**	**57.35**	**1.146**	**.4474**	**.7462**
Stddev	26.39	1.331	44.24	.462	1.736	.6350
%RSD	145.8	138.5	77.13	40.32	388.0	85.10
#1	48.40	2.498	24.26	1.065	-1.066	1.304
#2	.1028	.1810	107.6	1.643	.0660	.0552
#3	5.793	.2039	40.20	.7294	2.342	.8791
Check ?	Chk Pass	Chk Pass	Chk Pass	Chk Pass	Chk Pass	Chk Pass
High Limit						
Low Limit						

Sample Name: CCB Acquired: 1/24/2017 20:59:55 Type: QC
Method: BC011117(v9) Mode: CONC Corr. Factor: 1.000000
User: admin Custom ID1: Custom ID2: Custom ID3:
Comment:

Elem	Se196	Tl1908	V_2924	Zn2062	B_2089	Mo2020
Line	196.090 {472}	190.856 {477}	292.402 {115}	206.200 {463}	208.959 {461}	202.030 {467}
IS Ref	(Y_2243)	(Y_2243)	(Y_3600)	(Y_2243)	(Y_2243)	(Y_2243)
Units	ppb	ppb	ppb	ppb	ppb	ppb
Avg	**-.3586**	**-.6469**	**.5812**	**.8816**	**1.349**	**2.102**
Stddev	3.647	.9819	.7588	.1486	.665	.505
%RSD	1017.	151.8	130.6	16.85	49.34	24.02
#1	-1.569	-.5343	.9889	.9439	2.083	1.732
#2	-3.247	-1.680	-.2943	.7120	.7851	1.896
#3	3.740	.2738	1.049	.9889	1.178	2.677
Check ?	Chk Pass	Chk Pass	Chk Pass	Chk Pass	Chk Pass	Chk Pass
High Limit						
Low Limit						

Elem	Sn1899	Sr4077	Ti3349	Si2881
Line	189.989 {477}	407.771 { 83}	334.941 {101}	288.158 {117}
IS Ref	(Y_2243)	(Y_3710)	(Y_3600)	(Y_2243)
Units	ppb	ppb	ppb	ppb
Avg	**.0287**	**.1735**	**2.113**	**-19.59**
Stddev	.2786	.1323	1.882	8.27
%RSD	971.2	76.29	89.06	42.19
#1	-.2830	.1993	4.284	-16.27
#2	.1155	.2910	.9392	-29.00
#3	.2535	.0301	1.116	-13.50
Check ?	Chk Pass	Chk Pass	Chk Pass	None
High Limit				
Low Limit				

Int. Std.	Y_2243	Y_3600	Y_3710
Line	224.306 {450}	360.073 { 94}	371.030 { 91}
Units	Cts/S	Cts/S	Cts/S
Avg	**4243.9**	**27314.**	**7915.6**
Stddev	33.6	433.	100.2
%RSD	.79111	1.5839	1.2655
#1	4282.2	27783.	8027.3
#2	4229.9	27230.	7885.7
#3	4219.6	26930.	7833.7

Sample Name: CCVL Acquired: 1/24/2017 21:03:48 Type: QC
Method: BC011117(v9) Mode: CONC Corr. Factor: 1.000000
User: admin Custom ID1: Custom ID2: Custom ID3:
Comment:

Elem	Al3961	As1890	Ag3280	Ba2335	Be3130	Ca3181
Line	396.152 { 85}	189.042 {478}	328.068 {103}	233.527 {445}	313.042 {108}	318.128 {106}
IS Ref	(Y_3710)	(Y_2243)	(Y_3600)	(Y_2243)	(Y_3710)	(Y_3600)
Units	ppb	ppb	ppb	ppb	ppb	ppb
Avg	**196.6**	**14.67**	**10.35**	**201.6**	**1.735**	**5030.**
Stddev	8.3	1.76	.82	.8	.023	54.
%RSD	4.242	11.98	7.959	.4045	1.335	1.081
#1	193.7	15.44	9.462	200.9	1.719	4969.
#2	206.0	12.66	11.09	201.4	1.761	5073.
#3	190.2	15.91	10.50	202.5	1.724	5049.
Check ?	Chk Pass	Chk Pass	Chk Pass	Chk Pass	Chk Pass	Chk Pass
Value						
Range						

Elem	Cd2265	Co2286	Cr2677	Cu3247	Fe2714	K_7664
Line	226.502 {449}	228.616 {447}	267.716 {126}	324.754 {104}	271.441 {124}	766.490 { 44}
IS Ref	(Y_2243)	(Y_2243)	(Y_3600)	(Y_3600)	(Y_3600)	(Y_3710)
Units	ppb	ppb	ppb	ppb	ppb	ppb
Avg	**4.012**	**50.66**	**9.977**	**24.78**	**162.2**	**5184.**
Stddev	.090	.51	.125	.05	6.4	167.
%RSD	2.234	1.005	1.248	.2190	3.956	3.228
#1	4.001	50.34	9.934	24.76	157.7	5057.
#2	3.928	50.40	9.879	24.73	169.5	5122.
#3	4.107	51.25	10.12	24.84	159.3	5374.
Check ?	Chk Pass	Chk Pass	Chk Pass	Chk Pass	Chk Pass	Chk Pass
Value						
Range						

Elem	Mg2790	Mn2576	Na5895	Ni2316	Pb2203	Sb2068
Line	279.079 {121}	257.610 {131}	589.592 { 57}	231.604 {446}	220.353 {453}	206.833 {463}
IS Ref	(Y_3600)	(Y_3600)	(Y_3710)	(Y_2243)	(Y_2243)	(Y_2243)
Units	ppb	ppb	ppb	ppb	ppb	ppb
Avg	**4908.**	**16.33**	**4995.**	**42.15**	**9.820**	**19.56**
Stddev	95.	.31	46.	.37	.926	1.67
%RSD	1.940	1.928	.9161	.8818	9.433	8.551
#1	4798.	15.96	4976.	41.94	9.998	19.66
#2	4971.	16.50	4962.	41.93	8.818	17.84
#3	4954.	16.52	5047.	42.58	10.64	21.18
Check ?	Chk Pass	Chk Pass	Chk Pass	Chk Pass	Chk Pass	Chk Pass
Value						
Range						

Sample Name: CCVL Acquired: 1/24/2017 21:03:48 Type: QC
Method: BC011117(v9) Mode: CONC Corr. Factor: 1.000000
User: admin Custom ID1: Custom ID2: Custom ID3:
Comment:

Elem	Se196	Tl1908	V_2924	Zn2062	B_2089	Mo2020
Line	196.090 {472}	190.856 {477}	292.402 {115}	206.200 {463}	208.959 {461}	202.030 {467}
IS Ref	(Y_2243)	(Y_2243)	(Y_3600)	(Y_2243)	(Y_2243)	(Y_2243)
Units	ppb	ppb	ppb	ppb	ppb	ppb
Avg	**17.51**	**21.28**	**51.59**	**32.45**	**48.61**	**19.30**
Stddev	1.53	1.19	1.19	.67	.94	.63
%RSD	8.739	5.613	2.300	2.060	1.934	3.245
#1	17.37	21.88	50.22	31.71	47.55	19.12
#2	16.06	22.05	52.16	32.64	48.94	18.78
#3	19.11	19.90	52.38	33.00	49.34	20.00
Check ?	Chk Pass	Chk Pass	Chk Pass	Chk Pass	Chk Pass	Chk Pass
Value						
Range						

Elem	Sn1899	Sr4077	Ti3349	Si2881
Line	189.989 {477}	407.771 { 83}	334.941 {101}	288.158 {117}
IS Ref	(Y_2243)	(Y_3710)	(Y_3600)	(Y_2243)
Units	ppb	ppb	ppb	ppb
Avg	**48.48**	**20.57**	**20.52**	F **-22.41**
Stddev	1.64	.25	.59	3.12
%RSD	3.372	1.221	2.873	13.94
#1	46.63	20.68	19.85	-19.05
#2	49.74	20.28	20.77	-22.96
#3	49.07	20.74	20.95	-25.23
Check ?	Chk Pass	Chk Pass	Chk Pass	Chk Fail
Value				200.0
Range				-30.50%

Int. Std.	Y_2243	Y_3600	Y_3710
Line	224.306 {450}	360.073 { 94}	371.030 { 91}
Units	Cts/S	Cts/S	Cts/S
Avg	**4220.2**	**27255.**	**7744.5**
Stddev	9.7	198.	62.2
%RSD	.23045	.72573	.80324
#1	4230.0	27471.	7814.8
#2	4220.2	27083.	7696.5
#3	4210.5	27211.	7722.4

01232017-w-2

Method: 245.1-7470a Operator: Admin Date of Analysis: 23 Jan 2017 12:42:21

Sample ID	Extended ID	Conc.	Units	Element	µ Abs.	Date	Method	Chapter
CCB - 1		-0.0811	ppb	Hg	-91	23 Jan 2017 16:19:46	245.1-7470a	416044hg1
Cal Blk - 1		-	ppb	Hg	30	23 Jan 2017 13:25:28	245.1-7470a	416044hg1
0.2 ppb - 1		-	ppb	Hg	1103	23 Jan 2017 13:27:20	245.1-7470a	416044hg1
1.0 ppb - 1		-	ppb	Hg	5512	23 Jan 2017 13:29:13	245.1-7470a	416044hg1
2.0 ppb - 1		-	ppb	Hg	10578	23 Jan 2017 13:31:05	245.1-7470a	416044hg1
5.0 ppb - 1		-	ppb	Hg	26206	23 Jan 2017 13:32:57	245.1-7470a	416044hg1
10 ppb - 1		-	ppb	Hg	50570	23 Jan 2017 13:34:50	245.1-7470a	416044hg1
ICV - 1		102.2% 5.1121	ppb	Hg	26184	23 Jan 2017 13:36:43	245.1-7470a	416044hg1
ICB - 1		-0.0800	ppb	Hg	-85	23 Jan 2017 13:38:40	245.1-7470a	416044hg1
QCS - 1		101.3% 5.0653	ppb	Hg	25947	23 Jan 2017 13:40:35	245.1-7470a	416044hg1
MCL - 1		104.0% 2.0792	ppb	Hg	10839	23 Jan 2017 13:42:28	245.1-7470a	416044hg1
CCV - 1		102.8% 5.1402	ppb	Hg	26326	23 Jan 2017 13:44:21	245.1-7470a	416044hg1
CCB - 1		-0.0792	ppb	Hg	-81	23 Jan 2017 13:46:14	245.1-7470a	416044hg1
MB 460-416044/1-A - 1		-0.0632	ppb	Hg	0	23 Jan 2017 13:48:09	245.1-7470a	416044hg1
LCS 460-416044/2-A - 1		4.7692	ppb	Hg	24449	23 Jan 2017 13:50:01	245.1-7470a	416044hg1
460-126935-A-23-I - 1		-0.0857	ppb	Hg	-114	23 Jan 2017 13:51:52	245.1-7470a	416044hg1
460-126935-A-23-J DU - 1		-0.0610	ppb	Hg	11	23 Jan 2017 13:53:45	245.1-7470a	416044hg1
460-126935-A-23-K MS - 1		4.3186	ppb	Hg	22169	23 Jan 2017 13:55:36	245.1-7470a	416044hg1
sd 460-126935-A-23-I@5 - 1		-0.0819	ppb	Hg	-95	23 Jan 2017 13:57:28	245.1-7470a	416044hg1
460-127038-F-1-D - 1		-0.0604	ppb	Hg	14	23 Jan 2017 13:59:21	245.1-7470a	416044hg1
460-127041-E-1-K - 1		-0.0641	ppb	Hg	-5	23 Jan 2017 14:01:13	245.1-7470a	416044hg1
460-127041-D-2-L - 1		-0.0630	ppb	Hg	1	23 Jan 2017 14:03:05	245.1-7470a	416044hg1
460-127045-C-1-G - 1		-0.0614	ppb	Hg	9	23 Jan 2017 14:04:57	245.1-7470a	416044hg1
CCV - 1		97.3% 4.8637	ppb	Hg	24927	23 Jan 2017 14:06:50	245.1-7470a	416044hg1
CCB - 1		-0.0807	ppb	Hg	-89	23 Jan 2017 14:08:41	245.1-7470a	416044hg1
460-127045-C-2-G - 1		-0.0622	ppb	Hg	5	23 Jan 2017 14:10:36	245.1-7470a	416044hg1
460-127046-A-1-E - 1		-0.0568	ppb	Hg	32	23 Jan 2017 14:12:29	245.1-7470a	416044hg1
460-127081-A-1-E - 1		-0.0606	ppb	Hg	13	23 Jan 2017 14:14:22	245.1-7470a	416044hg1
460-127081-A-2-C - 1		-0.0572	ppb	Hg	30	23 Jan 2017 14:16:14	245.1-7470a	416044hg1
460-127081-A-3-C - 1		-0.0515	ppb	Hg	59	23 Jan 2017 14:18:05	245.1-7470a	416044hg1
460-127081-A-4-C - 1		-0.0602	ppb	Hg	15	23 Jan 2017 14:19:56	245.1-7470a	416044hg1
460-126887-A-1-C - 1		-0.0570	ppb	Hg	31	23 Jan 2017 14:21:47	245.1-7470a	416044hg1
460-126935-A-9-G - 1		-0.0586	ppb	Hg	23	23 Jan 2017 14:23:39	245.1-7470a	416044hg1
460-126935-A-11-G - 1		-0.0497	ppb	Hg	68	23 Jan 2017 14:25:30	245.1-7470a	416044hg1
460-126935-A-22-G - 1		-0.0628	ppb	Hg	2	23 Jan 2017 14:27:22	245.1-7470a	416044hg1
CCV - 1		99.0% 4.9495	ppb	Hg	25361	23 Jan 2017 14:29:14	245.1-7470a	416044hg1
CCB - 1		-0.0806	ppb	Hg	-88	23 Jan 2017 14:31:05	245.1-7470a	416044hg1
460-126935-A-24-G - 1		-0.0653	ppb	Hg	-11	23 Jan 2017 14:32:59	245.1-7470a	416044hg1
460-126935-A-27-G - 1		-0.0602	ppb	Hg	15	23 Jan 2017 14:34:52	245.1-7470a	416044hg1
460-126935-A-36-G - 1		-0.0584	ppb	Hg	24	23 Jan 2017 14:36:45	245.1-7470a	416044hg1
460-126935-A-37-G - 1		-0.0618	ppb	Hg	7	23 Jan 2017 14:38:38	245.1-7470a	416044hg1
460-126935-A-38-G - 1		-0.0606	ppb	Hg	13	23 Jan 2017 14:40:31	245.1-7470a	416044hg1
MB 460-416047/1-A - 1		-0.0647	ppb	Hg	-8	23 Jan 2017 14:42:22	245.1-7470a	416044hg1
LCS 460-416047/2-A - 1		4.7868	ppb	Hg	24538	23 Jan 2017 14:44:14	245.1-7470a	416044hg1
460-126935-A-45-G - 1		-0.0804	ppb	Hg	-87	23 Jan 2017 14:46:06	245.1-7470a	416044hg1
460-126935-A-45-H DU - 1		-0.0647	ppb	Hg	-8	23 Jan 2017 14:48:00	245.1-7470a	416044hg1
460-126935-A-45-I MS - 1		4.1934	ppb	Hg	21536	23 Jan 2017 14:49:52	245.1-7470a	416044hg1
CCV - 1		98.0% 4.9006	ppb	Hg	25114	23 Jan 2017 14:51:44	245.1-7470a	416044hg1
CCB - 1		-0.0811	ppb	Hg	-91	23 Jan 2017 14:53:37	245.1-7470a	416044hg1
sd 460-126935-A-45-G@5 - 1		-0.0608	ppb	Hg	12	23 Jan 2017 14:55:32	245.1-7470a	416044hg1
460-126935-A-42-G - 1		-0.0610	ppb	Hg	11	23 Jan 2017 14:57:24	245.1-7470a	416044hg1
460-126935-A-54-G - 1		-0.0495	ppb	Hg	69	23 Jan 2017 14:59:16	245.1-7470a	416044hg1
460-126935-A-55-G - 1		-0.0586	ppb	Hg	23	23 Jan 2017 15:01:08	245.1-7470a	416044hg1
460-126935-A-56-G - 1		-0.0632	ppb	Hg	0	23 Jan 2017 15:03:01	245.1-7470a	416044hg1
460-126935-A-60-G - 1		-0.0612	ppb	Hg	10	23 Jan 2017 15:04:54	245.1-7470a	416044hg1
460-127039-A-1-H - 1		-0.0541	ppb	Hg	46	23 Jan 2017 15:06:47	245.1-7470a	416044hg1
460-127040-A-1-O - 1		-0.0630	ppb	Hg	1	23 Jan 2017 15:08:38	245.1-7470a	416044hg1
LB 460-415619/1-E - 1		-0.0636	ppb	Hg	-2	23 Jan 2017 15:10:30	245.1-7470a	416044hg1
LB 460-415621/1-F - 1		-0.0655	ppb	Hg	-12	23 Jan 2017 15:12:22	245.1-7470a	416044hg1
CCV - 1		98.4% 4.9194	ppb	Hg	25209	23 Jan 2017 15:14:14	245.1-7470a	416044hg1
CCB - 1		-0.0809	ppb	Hg	-90	23 Jan 2017 15:16:05	245.1-7470a	416044hg1
LB 460-415785/1-C - 1		-0.0598	ppb	Hg	17	23 Jan 2017 15:18:00	245.1-7470a	416044hg1
LB 460-415367/1-G - 1		-0.0620	ppb	Hg	6	23 Jan 2017 15:19:51	245.1-7470a	416044hg1
MB 460-416049/1-A - 1		-0.0634	ppb	Hg	-1	23 Jan 2017 15:21:43	245.1-7470a	416044hg1
LCS 460-416049/2-A - 1		0.9389	ppb	Hg	5070	23 Jan 2017 15:23:35	245.1-7470a	416044hg1
460-127202-E-3-A - 1		-0.0701	ppb	Hg	-35	23 Jan 2017 15:25:27	245.1-7470a	416044hg1
460-127202-B-3-A DU - 1		-0.0628	ppb	Hg	2	23 Jan 2017 15:27:20	245.1-7470a	416044hg1
460-127202-E-3-B MS - 1		0.9318	ppb	Hg	5034	23 Jan 2017 15:29:13	245.1-7470a	416044hg1
sd 460-127202-E-3-A@5 - 1		-0.0671	ppb	Hg	-20	23 Jan 2017 15:31:05	245.1-7470a	416044hg1
460-127106-D-1-C - 1		-0.0594	ppb	Hg	19	23 Jan 2017 15:32:59	245.1-7470a	416044hg1
460-127124-F-1-B - 1		-0.0288	ppb	Hg	174	23 Jan 2017 15:34:51	245.1-7470a	416044hg1
CCV - 1		99.7% 4.9835	ppb	Hg	25533	23 Jan 2017 15:36:43	245.1-7470a	416044hg1
CCB - 1		-0.0811	ppb	Hg	-91	23 Jan 2017 15:38:34	245.1-7470a	416044hg1
460-127124-F-2-B - 1		-0.0471	ppb	Hg	81	23 Jan 2017 15:40:28	245.1-7470a	416044hg1
460-127124-F-3-B - 1		-0.0620	ppb	Hg	6	23 Jan 2017 15:42:21	245.1-7470a	416044hg1
460-127175-D-1-B - 1		0.2126	ppb	Hg	1395	23 Jan 2017 15:44:12	245.1-7470a	416044hg1
460-127099-C-7-B - 1		-0.0636	ppb	Hg	-2	23 Jan 2017 15:46:04	245.1-7470a	416044hg1
460-127095-E-1-B - 1		-0.0454	ppb	Hg	90	23 Jan 2017 15:47:55	245.1-7470a	416044hg1
460-127121-K-1-B - 1		-0.0636	ppb	Hg	-2	23 Jan 2017 15:49:47	245.1-7470a	416044hg1
460-127121-K-3-B - 1		-0.0590	ppb	Hg	21	23 Jan 2017 15:51:40	245.1-7470a	416044hg1
460-127181-G-14-B - 1		-0.0634	ppb	Hg	-1	23 Jan 2017 15:53:32	245.1-7470a	416044hg1
460-127186-D-18-B - 1		0.0560	ppb	Hg	603	23 Jan 2017 15:55:25	245.1-7470a	416044hg1
460-127197-G-1-B - 1		-0.0645	ppb	Hg	-7	23 Jan 2017 15:57:17	245.1-7470a	416044hg1
CCV - 1		99.0% 4.9483	ppb	Hg	25355	23 Jan 2017 15:59:11	245.1-7470a	416044hg1
CCB - 1		-0.0807	ppb	Hg	-89	23 Jan 2017 16:01:02	245.1-7470a	416044hg1
460-127197-H-2-B - 1		-0.0446	ppb	Hg	94	23 Jan 2017 16:02:57	245.1-7470a	416044hg1
460-127197-H-3-B - 1		-0.0282	ppb	Hg	177	23 Jan 2017 16:04:49	245.1-7470a	416044hg1
460-127197-H-4-B - 1		-0.0632	ppb	Hg	0	23 Jan 2017 16:06:41	245.1-7470a	416044hg1
460-127202-E-1-A - 1		-0.0632	ppb	Hg	0	23 Jan 2017 16:08:33	245.1-7470a	416044hg1
460-127202-E-2-A - 1		-0.0632	ppb	Hg	0	23 Jan 2017 16:10:26	245.1-7470a	416044hg1
460-127202-E-4-A - 1		-0.0632	ppb	Hg	0	23 Jan 2017 16:12:18	245.1-7470a	416044hg1
460-127202-E-5-A - 1		-0.0628	ppb	Hg	2	23 Jan 2017 16:14:10	245.1-7470a	416044hg1
scan - 1		0.6274	ppb	Hg	3494	23 Jan 2017 16:16:03	245.1-7470a	416044hg1
CCV - 1		99.3% 4.9639	ppb	Hg	25434	23 Jan 2017 16:17:55	245.1-7470a	416044hg1

245.1-7470a

Linear

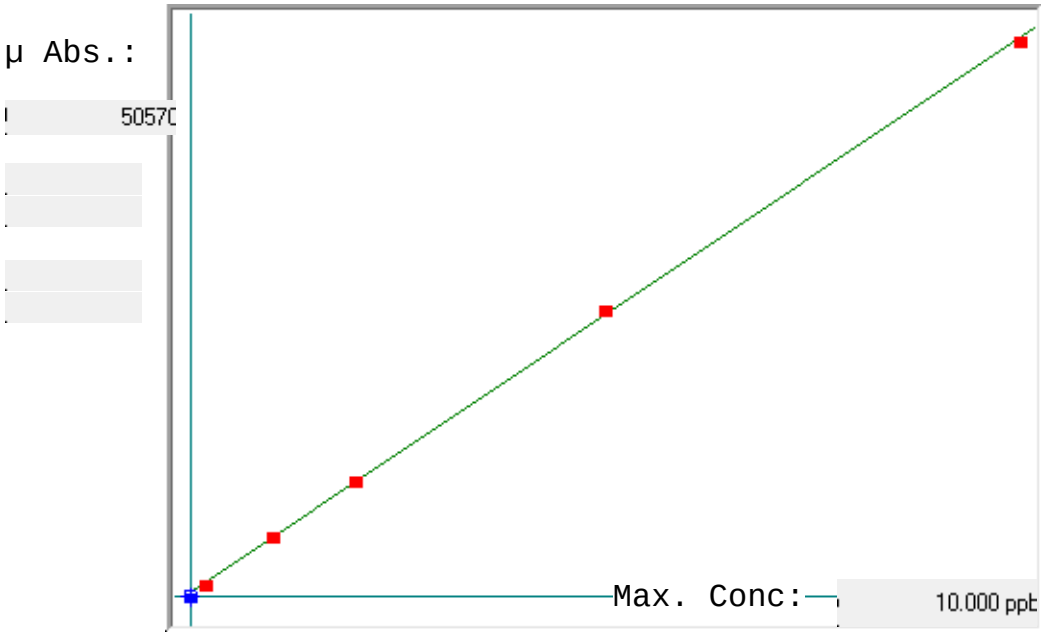

A= 0.0000e+000

B= 1.9765e-004

C= -6.3157e-002

Rho= 0.9998333

Accept= Accepted

Accepted Date=

01/23/17 13:36

Std ID	Conc.	Calc.	Dev.	Mean	SD or %RSD	Rep 1	Rep 2	Rep 3	Rep 4	Rep 5
Cal Blk	0.000	-0.057	-0.057	30	0.000	30				
0.2 ppb	0.200	0.155	-0.045	1103	0.0 %	1103				
1.0 ppb	1.000	1.026	0.026	5512	0.0 %	5512				
2.0 ppb	2.000	2.028	0.028	10578	0.0 %	10578				
5.0 ppb	5.000	5.116	0.116	26206	0.0 %	26206				
10 ppb	10.000	9.932	-0.068	50570	0.0 %	50570				

METALS BATCH WORKSHEET

Lab Name: TestAmerica Edison Job No.: 460-127124-1

SDG No.:

Batch Number: 415853 Batch Start Date: 01/20/17 20:20 Batch Analyst: Esteban, Edgardo A

Batch Method: 200.7 Batch End Date: 01/20/17 23:30

Lab Sample ID	Client Sample ID	Method Chain	Basis	InitialAmount	FinalAmount	ME_LCS-int 00060			
MB 460-415853/1		200.7, 200.7 Rev 4.4		50 mL	50 mL				
LCS 460-415853/2		200.7, 200.7 Rev 4.4		50 mL	50 mL	1 mL			
460-126929-D-1 DU		200.7, 200.7 Rev 4.4	R	50 mL	50 mL				
460-126929-D-1 MS		200.7, 200.7 Rev 4.4	R	50 mL	50 mL	1 mL			
460-127124-F-1	DW-INF	200.7, 200.7 Rev 4.4	R	50 mL	50 mL				
460-127124-F-2	DW-PPF	200.7, 200.7 Rev 4.4	R	50 mL	50 mL				
460-127124-F-3	DW-PCF	200.7, 200.7 Rev 4.4	R	50 mL	50 mL				

Batch Notes	
Batch Comment	1:1 HCL MPR 319, 1:1 HNO3 MPR 318
Filter Paper ID	09-790F
Lot # of hydrochloric acid	0000155130
Hot Block ID	HB3
Oven, Bath or Block Temperature 1	97 uncorr 95 corr Degrees C
Pipette ID	# 65
Thermometer ID	ICP-3 (CF -2)
Digestion Tube/Cup ID	J257183-0945 (100mL Digi Tubes)

Basis	Basis Description
R	Total Recoverable

The pound sign (#) in the amount added field denotes that the reagent was used undiluted. All calculations are performed using the stated concentration for this reagent.

METALS BATCH WORKSHEET

Lab Name: TestAmerica Edison Job No.: 460-127124-1

SDG No.:

Batch Number: 416044 Batch Start Date: 01/23/17 09:30 Batch Analyst: Sheikh, Razia B

Batch Method: 7470A Batch End Date: 01/23/17 13:30

Lab Sample ID	Client Sample ID	Method Chain	Basis	InitialAmount	FinalAmount	ME_DCAL-IN 02649	ME_DQCS-INT 02375		
ICV 460-416044/31		7470A, 245.1		30 mL	30 mL		1.5 mL		
CCV 460-416044/33		7470A, 245.1		30 mL	30 mL	1.5 mL			

Batch Notes	
Hydroxylamine Hydrochloride ID	ME_NaclHydHcl_00043
Sulfuric Acid Lot Number	0000110063
Lot # of hydrochloric acid	ME_10%_HCL_00041
Lot # of Nitric Acid	0000124258
Hot Block ID	3,9
Potassium Persulfate ID	ME_PotPerssol_00025
Potassium Permanganate ID	ME_PotPermsol_00037
NaCl ID	ME_NaclHydHcl_00043
Pipette ID	66,44,48
Stannous Chloride ID	ME_Stannous Cl_00051
Temperature	98 uncorr., 95 corr. Celsius
Thermometer ID	prep-2(cf-3)
Digestion Tube/Cup ID	1509104-7a-5354-tt

Basis	Basis Description

The pound sign (#) in the amount added field denotes that the reagent was used undiluted. All calculations are performed using the stated concentration for this reagent.

METALS BATCH WORKSHEET

Lab Name: TestAmerica Edison Job No.: 460-127124-1

SDG No.:

Batch Number: 416049 Batch Start Date: 01/23/17 09:30 Batch Analyst: Sheikh, Razia B

Batch Method: 245.1 Batch End Date: 01/23/17 13:30

Lab Sample ID	Client Sample ID	Method Chain	Basis	InitialAmount	FinalAmount	ME_DCAL-IN 02649			
MB 460-416049/1		245.1, 245.1		30 mL	30 mL				
LCS 460-416049/2		245.1, 245.1		30 mL	30 mL	0.3 mL			
460-127202-B-3 DU		245.1, 245.1	T	30 mL	30 mL				
460-127202-E-3 MS		245.1, 245.1	T	30 mL	30 mL	0.3 mL			
460-127124-F-1	DW-INF	245.1, 245.1	T	30 mL	30 mL				
460-127124-F-2	DW-PPF	245.1, 245.1	T	30 mL	30 mL				
460-127124-F-3	DW-PCF	245.1, 245.1	T	30 mL	30 mL				

Batch Notes	
Hydroxylamine Hydrochloride ID	ME_NaclHydHcl_00043
Sulfuric Acid Lot Number	0000110063
Lot # of hydrochloric acid	ME_10%_HCL_00041
Lot # of Nitric Acid	0000124258
Hood ID	# 2
Hot Block ID	3,9
Potassium Persulfate ID	ME_PotPersSol_00025
Potassium Permanganate ID	ME_potPermSol_00037
NaCl ID	ME_NaclHydHcl_00043
Pipette ID	# 66,44,48
Stannous Chloride ID	ME_StannousCl_00051
Temperature	98 uncorr, 95 corr. Degrees C
Thermometer ID	prep-2(cf-3)
Digestion Tube/Cup ID	1509104-7a-5354-tt

Basis	Basis Description
T	Total/NA

The pound sign (#) in the amount added field denotes that the reagent was used undiluted. All calculations are performed using the stated concentration for this reagent.

GENERAL CHEMISTRY

COVER PAGE
GENERAL CHEMISTRY

Lab Name: TestAmerica Edison Job Number: 460-127124-1

SDG No.:

Project: Kings Plaza Dewatering

Client Sample ID	Lab Sample ID
DW-INF	460-127124-1
DW-PPF	460-127124-2
DW-PCF	460-127124-3

Comments:

COVER PAGE
GENERAL CHEMISTRY

Lab Name: TestAmerica Buffalo Job Number: 460-127124-1

SDG No.:

Project: Kings Plaza Dewatering

Client Sample ID	Lab Sample ID
DW-INF	460-127124-1
DW-PPF	460-127124-2
DW-PCF	460-127124-3

Comments:

1B-IN
INORGANIC ANALYSIS DATA SHEET
GENERAL CHEMISTRY

Client Sample ID: DW-INF
Lab Sample ID: 460-127124-1
Lab Name: TestAmerica Edison
Job No.: 460-127124-1
SDG ID.:
Matrix: Water
Date Sampled: 01/20/2017 01:55
Reporting Basis: WET
Date Received: 01/20/2017 07:55

CAS No.	Analyte	Result	RL	MDL	Units	C	Q	DIL	Method
14797-55-8	Nitrate as N	0.10	0.10	0.010	mg/L	U		1	353.2
	Nitrate Nitrite as N	0.017	0.10	0.0091	mg/L	J		1	353.2
64743-03-9	Phenols, Total	0.50	0.50	0.12	mg/L	U		1	420.1
18540-29-9	Chromium (hexavalent)	10.0	10.0	8.8	ug/L	U		1	I 1230
16887-00-6	Chloride	1660	200	33.6	mg/L			40	SM 4500 Cl- B
	SGT-HEM	5.6	5.0	2.0	mg/L			1	1664A
	Total Solids	3690	40.0	40.0	mg/L			1	SM 2540B
	Total Suspended Solids	341	10.0	10.0	mg/L			1	SM 2540D
	Carbonaceous Biochemical Oxygen Demand 5	4.3	1.5	1.5	mg/L		H	1	SM 5210B

1B-IN
INORGANIC ANALYSIS DATA SHEET
GENERAL CHEMISTRY

Client Sample ID: DW-INF
Lab Sample ID: 460-127124-1
Lab Name: TestAmerica Edison
Job No.: 460-127124-1
SDG ID.:
Matrix: Water
Date Sampled: 01/20/2017 01:55
Reporting Basis: WET
Date Received: 01/20/2017 07:55

CAS No.	Analyte	Result			Units	C	Q	DIL	Method
	Ignitability	>160			Degrees F			1	1020B
	pH	7.5			SU		HF	1	SM 4500 H+ B
	Nitrogen, Total	3.2			mg/L			1	Total Nitrogen

1B-IN
INORGANIC ANALYSIS DATA SHEET
GENERAL CHEMISTRY

Client Sample ID: DW-PPF
Lab Sample ID: 460-127124-2
Lab Name: TestAmerica Edison
Job No.: 460-127124-1
SDG ID.:
Matrix: Water
Date Sampled: 01/20/2017 03:20
Reporting Basis: WET
Date Received: 01/20/2017 07:55

CAS No.	Analyte	Result	RL	MDL	Units	C	Q	DIL	Method
14797-55-8	Nitrate as N	0.023	0.10	0.010	mg/L	J		1	353.2
	Nitrate Nitrite as N	0.048	0.10	0.0091	mg/L	J		1	353.2
64743-03-9	Phenols, Total	0.050	0.050	0.012	mg/L	U		1	420.1
18540-29-9	Chromium (hexavalent)	10.0	10.0	8.8	ug/L	U		1	I 1230
16887-00-6	Chloride	1660	200	33.6	mg/L			40	SM 4500 Cl- B
	SGT-HEM	4.1	5.0	2.0	mg/L	J		1	1664A
	Total Solids	3620	20.0	20.0	mg/L			1	SM 2540B
	Total Suspended Solids	68.0	4.0	4.0	mg/L			1	SM 2540D
	Carbonaceous Biochemical Oxygen Demand 5	1.5	1.5	1.5	mg/L	U		1	SM 5210B

1B-IN
INORGANIC ANALYSIS DATA SHEET
GENERAL CHEMISTRY

Client Sample ID: DW-PPF
Lab Sample ID: 460-127124-2
Lab Name: TestAmerica Edison
Job No.: 460-127124-1
SDG ID.:
Matrix: Water
Date Sampled: 01/20/2017 03:20
Reporting Basis: WET
Date Received: 01/20/2017 07:55

CAS No.	Analyte	Result			Units	C	Q	DIL	Method
	Ignitability	>160			Degrees F			1	1020B
	pH	7.6			SU		HF	1	SM 4500 H+ B
	Nitrogen, Total	2.6			mg/L			1	Total Nitrogen

1B-IN
INORGANIC ANALYSIS DATA SHEET
GENERAL CHEMISTRY

Client Sample ID: DW-PCF
Lab Sample ID: 460-127124-3
Lab Name: TestAmerica Edison
Job No.: 460-127124-1
SDG ID.:
Matrix: Water
Date Sampled: 01/20/2017 03:46
Reporting Basis: WET
Date Received: 01/20/2017 07:55

CAS No.	Analyte	Result	RL	MDL	Units	C	Q	DIL	Method
14797-55-8	Nitrate as N	0.38	0.10	0.010	mg/L			1	353.2
	Nitrate Nitrite as N	0.38	0.10	0.0091	mg/L			1	353.2
64743-03-9	Phenols, Total	0.087	0.050	0.012	mg/L			1	420.1
18540-29-9	Chromium (hexavalent)	10.0	10.0	8.8	ug/L	U		1	I 1230
16887-00-6	Chloride	79.5	5.0	0.84	mg/L			1	SM 4500 Cl- B
	SGT-HEM	2.1	5.0	2.0	mg/L	J		1	1664A
	Total Solids	215	10.0	10.0	mg/L			1	SM 2540B
	Total Suspended Solids	1.0	1.0	1.0	mg/L	U		1	SM 2540D
	Carbonaceous Biochemical Oxygen Demand 5	1.5	1.5	1.5	mg/L	U		1	SM 5210B

1B-IN
INORGANIC ANALYSIS DATA SHEET
GENERAL CHEMISTRY

Client Sample ID: DW-PCF
Lab Sample ID: 460-127124-3
Lab Name: TestAmerica Edison
Job No.: 460-127124-1
SDG ID.:
Matrix: Water
Date Sampled: 01/20/2017 03:46
Reporting Basis: WET
Date Received: 01/20/2017 07:55

CAS No.	Analyte	Result			Units	C	Q	DIL	Method
	Ignitability	>160			Degrees F			1	1020B
	pH	6.4			SU		HF	1	SM 4500 H+ B
	Nitrogen, Total	0.38			mg/L			1	Total Nitrogen

1B-IN
INORGANIC ANALYSIS DATA SHEET
GENERAL CHEMISTRY

Client Sample ID: DW-INF
Lab Sample ID: 460-127124-1
Lab Name: TestAmerica Buffalo
Job No.: 460-127124-1
SDG ID.:
Matrix: Water
Date Sampled: 01/20/2017 01:55
Reporting Basis: WET
Date Received: 01/20/2017 07:55

CAS No.	Analyte	Result	RL	MDL	Units	C	Q	DIL	Method
	Total Kjeldahl Nitrogen	3.2	0.20	0.15	mg/L			1	351.2

1B-IN
INORGANIC ANALYSIS DATA SHEET
GENERAL CHEMISTRY

Client Sample ID: DW-PPF
Lab Sample ID: 460-127124-2
Lab Name: TestAmerica Buffalo
Job No.: 460-127124-1
SDG ID.:
Matrix: Water
Date Sampled: 01/20/2017 03:20
Reporting Basis: WET
Date Received: 01/20/2017 07:55

CAS No.	Analyte	Result	RL	MDL	Units	C	Q	DIL	Method
	Total Kjeldahl Nitrogen	2.6	0.20	0.15	mg/L			1	351.2

1B-IN
INORGANIC ANALYSIS DATA SHEET
GENERAL CHEMISTRY

Client Sample ID: DW-PCF
Lab Sample ID: 460-127124-3
Lab Name: TestAmerica Buffalo
Job No.: 460-127124-1
SDG ID.:
Matrix: Water
Date Sampled: 01/20/2017 03:46
Reporting Basis: WET
Date Received: 01/20/2017 07:55

CAS No.	Analyte	Result	RL	MDL	Units	C	Q	DIL	Method
	Total Kjeldahl Nitrogen	0.20	0.20	0.15	mg/L	U		1	351.2

2-IN
CALIBRATION QUALITY CONTROL
GENERAL CHEMISTRY

Lab Name: TestAmerica Edison Job No.: 460-127124-1

SDG No.:

Analyst: MAL Batch Start Date: 01/21/2017

Reporting Units: mg/L Analytical Batch No.: 415918

Sample Number	QC Type	Time	Analyte	Result	Spike Amount	(%) Recovery	Limits	Qual	Reagent
7	ICV	18:07	Nitrate as N	0.527	0.500	105	90-110		WTno3+2IM2_00418
			Nitrate Nitrite as N	1.03	1.00	103	90-110		WTno3+2IM2_00418
8	ICB	18:08	Nitrate as N	0.10				U	
			Nitrate Nitrite as N	0.10				U	
19	CCV	18:24	Nitrate as N	0.522	0.500	104	90-110		WTno3+2IM2_00418
			Nitrate Nitrite as N	1.02	1.00	102	90-110		WTno3+2IM2_00418
20	CCB	18:26	Nitrate as N	0.10				U	
			Nitrate Nitrite as N	0.10				U	
27	CCV	18:36	Nitrate as N	0.527	0.500	105	90-110		WTno3+2IM2_00418
			Nitrate Nitrite as N	1.03	1.00	103	90-110		WTno3+2IM2_00418
28	CCB	18:37	Nitrate as N	0.10				U	
			Nitrate Nitrite as N	0.10				U	

Note! Calculations are performed before rounding to avoid round-off errors in calculated results.

FORM II-IN

2-IN
CALIBRATION QUALITY CONTROL
GENERAL CHEMISTRY

Lab Name: TestAmerica Edison Job No.: 460-127124-1

SDG No.:

Analyst: RAK Batch Start Date: 01/24/2017

Reporting Units: mg/L Analytical Batch No.: 416247

Sample Number	QC Type	Time	Analyte	Result	Spike Amount	(%) Recovery	Limits	Qual	Reagent
1	ICV	12:16	Phenols, Total	0.999	1.00	100	90-110		WTphenSS1_00026
2	ICB	12:16	Phenols, Total	0.050				U	
3	CCV	14:00	Phenols, Total	0.995	1.00	99	90-110		WTphenSS1_00026
4	CCB	14:00	Phenols, Total	0.050				U	
15	CCV	14:06	Phenols, Total	1.02	1.00	102	90-110		WTphenSS1_00026
16	CCB	14:06	Phenols, Total	0.050				U	
24	CCV	14:08	Phenols, Total	0.996	1.00	100	90-110		WTphenSS1_00026
25	CCB	14:08	Phenols, Total	0.050				U	

Note! Calculations are performed before rounding to avoid round-off errors in calculated results.

FORM II-IN

2-IN
CALIBRATION QUALITY CONTROL
GENERAL CHEMISTRY

Lab Name: TestAmerica Edison Job No.: 460-127124-1

SDG No.:

Analyst: PXP Batch Start Date: 01/20/2017

Reporting Units: ug/L Analytical Batch No.: 415769

Sample Number	QC Type	Time	Analyte	Result	Spike Amount	(%) Recovery	Limits	Qual	Reagent
7	ICV	12:30	Chromium (hexavalent)	77.26	75.0	103	90-110		WThcrIM4_00052
8	ICB	12:30	Chromium (hexavalent)	10.0				U	
16	CCV	12:30	Chromium (hexavalent)	77.26	75.0	103	90-110		WThcrIM4_00052
17	CCB	12:30	Chromium (hexavalent)	10.0				U	

Note! Calculations are performed before rounding to avoid round-off errors in calculated results.

FORM II-IN

2-IN
CALIBRATION QUALITY CONTROL
GENERAL CHEMISTRY

Lab Name: TestAmerica Edison Job No.: 460-127124-1

SDG No.:

Analyst: YAH Batch Start Date: 01/23/2017

Reporting Units: SU Analytical Batch No.: 416060

Sample Number	QC Type	Time	Analyte	Result	Spike Amount	(%) Recovery	Limits	Qual	Reagent
1	CCV	12:56	pH	7.0	7.00	100	99-101		WTpHCCV_00034
11	CCV	13:25	pH	7.0	7.00	100	99-101		WTpHCCV_00034
22	CCV	13:51	pH	7.0	7.00	100	99-101		WTpHCCV_00034

Note! Calculations are performed before rounding to avoid round-off errors in calculated results.

FORM II-IN

2-IN
CALIBRATION QUALITY CONTROL
GENERAL CHEMISTRY

Lab Name: TestAmerica Buffalo Job No.: 460-127124-1

SDG No.:

Analyst: CLT Batch Start Date: 01/23/2017

Reporting Units: mg/L Analytical Batch No.: 341058

Sample Number	QC Type	Time	Analyte	Result	Spike Amount	(%) Recovery	Limits	Qual	Reagent
7	CCV	11:04	Total Kjeldahl Nitrogen	2.60	2.50	104	90-110		TKN CCV_00483
8	CCB	11:04	Total Kjeldahl Nitrogen	0.20				U	
11	CCV	11:07	Total Kjeldahl Nitrogen	2.52	2.50	101	90-110		TKN CCV_00483
12	CCB	11:07	Total Kjeldahl Nitrogen	0.20				U	
13	CCV	11:34	Total Kjeldahl Nitrogen	2.52	2.50	101	90-110		TKN CCV_00483
14	CCB	11:34	Total Kjeldahl Nitrogen	0.20				U	
25	CCV	11:43	Total Kjeldahl Nitrogen	2.52	2.50	101	90-110		TKN CCV_00483
26	CCB	11:43	Total Kjeldahl Nitrogen	0.20				U	

Note! Calculations are performed before rounding to avoid round-off errors in calculated results.

FORM II-IN

3-IN
METHOD BLANK
GENERAL CHEMISTRY

Lab Name: TestAmerica Edison Job No.: 460-127124-1

SDG No.:

Method	Lab Sample ID	Analyte	Result	Qual	Units	RL	Dil
Batch ID: 416399 Date: 01/25/2017 11:19							
1664A	MB 460-416399/1	SGT-HEM	5.0	U	mg/L	5.0	1
Batch ID: 415918 Date: 01/21/2017 18:09							
353.2	MB 460-415918/9	Nitrate as N	0.10	U	mg/L	0.10	1
353.2	MB 460-415918/9	Nitrate Nitrite as N	0.10	U	mg/L	0.10	1
Batch ID: 416247 Date: 01/24/2017 14:00 Prep Batch: 416216 Date: 01/24/2017 10:00							
420.1	MB 460-416216/1-A	Phenols, Total	0.050	U	mg/L	0.050	1
Batch ID: 415769 Date: 01/20/2017 12:30							
I 1230	MB 460-415769/9	Chromium (hexavalent)	10.0	U	ug/L	10.0	1
Batch ID: 416191 Date: 01/24/2017 09:01							
SM 2540B	MB 460-416191/1	Total Solids	10.0	U	mg/L	10.0	1
Batch ID: 416181 Date: 01/24/2017 07:51							
SM 2540D	MB 460-416181/1	Total Suspended Solids	1.0	U	mg/L	1.0	1
Batch ID: 416458 Date: 01/25/2017 16:45							
SM 4500 Cl- B	MB 460-416458/1	Chloride	5.0	U	mg/L	5.0	1
Batch ID: 416060 Date: 01/23/2017 13:01							
SM 4500 H+ B	MB 460-416060/2	pH	5.9		SU		1

FORM III-IN

3-IN
UNSEEDED CONTROL BLANK
GENERAL CHEMISTRY

Lab Name: TestAmerica Edison Job No.: 460-127124-1

SDG No.:

Method	Lab Sample ID	Analyte	Result	Qual	Units	RL	Dil
Batch ID: 415808 Date: 01/20/2017 20:15							
SM 5210B	USB 460-415808/1	Carbonaceous Biochemical Oxygen Demand 5	1.0	U	mg/L	1.0	1
Batch ID: 416416 Date: 01/25/2017 13:30							
SM 5210B	USB 460-416416/5	Carbonaceous Biochemical Oxygen Demand 5	1.0	U	mg/L	1.0	1

FORM III-IN

3-IN
TCLP SPLPE LEACHATE BLANK
GENERAL CHEMISTRY

Lab Name: TestAmerica Edison Job No.: 460-127124-1

SDG No.:

Method	Lab Sample ID	Analyte	Result	Qual	Units	RL	Dil
Batch ID: 416191 Date: 01/24/2017 09:01							
SM 2540B	LB 460-415793/1-A	Total Solids	10.0	U	mg/L	10.0	1

FORM III-IN

3-IN
METHOD BLANK
GENERAL CHEMISTRY

Lab Name: TestAmerica Buffalo Job No.: 460-127124-1

SDG No.:

Method	Lab Sample ID	Analyte	Result	Qual	Units	RL	Dil
Batch ID: 341058	Date: 01/23/2017 11:04	Prep Batch: 340954	Date: 01/23/2017 04:32				
351.2	MB 480-340954/1-A	Total Kjeldahl Nitrogen	0.20	U	mg/L	0.20	1

FORM III-IN

5-IN
MATRIX SPIKE SAMPLE RECOVERY
GENERAL CHEMISTRY

Lab Name: TestAmerica Edison Job No.: 460-127124-1

SDG No.:

Matrix: Water

Method	Lab Sample ID	Analyte	Result	C	Unit	Spike Amount	Pct. Rec.	Limits	RPD	RPD Limit	Q
Batch ID: 416399 Date: 01/25/2017 11:19											
1664A	460-126897-G-1	SGT-HEM	5.1	U	mg/L						
1664A	460-126897-G-1 MS	SGT-HEM	13.64		mg/L	20.2	68	64-132			
Batch ID: 415918 Date: 01/21/2017 18:15											
353.2	460-127158-H-7 ^2	Nitrate as N	0.67		mg/L						
353.2	460-127158-H-7 MS ^2	Nitrate as N	1.15		mg/L	1.00	48	53-135			N
353.2	460-127158-H-7 ^2	Nitrate Nitrite as N	0.67		mg/L						
353.2	460-127158-H-7 MS ^2	Nitrate Nitrite as N	1.60		mg/L	2.00	47	77-114			N
Batch ID: 416247 Date: 01/24/2017 14:00 Prep Batch: 416216 Date: 01/24/2017 10:00											
420.1	460-126717-F-1-B	Phenols, Total	0.050	U	mg/L						
420.1	460-126717-F-1-B MS	Phenols, Total	0.420		mg/L	0.400	105	62-133			
Batch ID: 415769 Date: 01/20/2017 12:30											
I 1230	460-127124-3	Chromium (hexavalent)	10.0	U	ug/L						
I 1230	460-127124-3 MS	Chromium (hexavalent)	29.90		ug/L	30.0	100	85-115			
Batch ID: 416458 Date: 01/25/2017 16:45											
SM 4500 Cl- B	460-127124-3	Chloride	79.5		mg/L						
SM 4500 Cl- B	460-127124-3 MS	Chloride	133.0		mg/L	50.0	107	90-110			

Calculations are performed before rounding to avoid round-off errors in calculated results.

FORM V-IN

5-IN
MATRIX SPIKE DUPLICATE SAMPLE RECOVERY
GENERAL CHEMISTRY

Lab Name: TestAmerica Edison Job No.: 460-127124-1

SDG No.:

Matrix: Water

Method	Lab Sample ID	Analyte	Result	C	Unit	Spike Amount	Pct. Rec.	Limits	RPD	RPD Limit	Q
Batch ID: 415918 Date: 01/21/2017 18:17											
353.2	460-127158-H-7 MSD ^2	Nitrate as N	2.52		mg/L	1.00	185	53-135	75	12	N
353.2	460-127158-H-7 MSD ^2	Nitrate Nitrite as N	2.98		mg/L	2.00	115	77-114	60	10	N
Batch ID: 416247 Date: 01/24/2017 14:00 Prep Batch: 416216 Date: 01/24/2017 10:00											
420.1	460-126717-F-1-C MSD	Phenols, Total	0.421		mg/L	0.400	105	62-133	0	15	
Batch ID: 416458 Date: 01/25/2017 16:45											
SM 4500 Cl- B	460-127124-3 MSD	Chloride	134.0		mg/L	50.0	109	90-110	1	10	

Calculations are performed before rounding to avoid round-off errors in calculated results.

FORM V-IN

5-IN
MATRIX SPIKE SAMPLE RECOVERY
GENERAL CHEMISTRY

Lab Name: TestAmerica Buffalo Job No.: 460-127124-1

SDG No.:

Matrix: Water

Method	Lab Sample ID	Analyte	Result	C	Unit	Spike Amount	Pct. Rec.	Limits	RPD	RPD Limit	Q
Batch ID: 341058	Date: 01/23/2017 11:34		Prep Batch: 340954			Date: 01/23/2017 04:32					
351.2	460-126963-F-5-B	Total Kjeldahl Nitrogen	0.99		mg/L						
351.2	460-126963-F-5-B MS	Total Kjeldahl Nitrogen	1.38		mg/L	1.00	39	90-110			N

Calculations are performed before rounding to avoid round-off errors in calculated results.

FORM V-IN

6-IN
DUPLICATE
GENERAL CHEMISTRY

Lab Name: TestAmerica Edison Job No.: 460-127124-1

SDG No.:

Matrix: Water

Method	Client Sample ID	Lab Sample ID	Analyte	Result	Unit	RPD	RPD Limit	Qual
Batch ID: 416065	Date: 01/23/2017 11:14							
1020B	DW-INF	460-127124-1	Ignitability	>160	Degrees F			
1020B	DW-INF	460-127124-1 DU	Ignitability	>160	Degrees F	NC	10	
Batch ID: 415769	Date: 01/20/2017 12:30							
I 1230	DW-PCF	460-127124-3	Chromium (hexavalent)	10.0	ug/L			U
I 1230	DW-PCF	460-127124-3 DU	Chromium (hexavalent)	10.0	ug/L	NC	20	U
Batch ID: 416181	Date: 01/24/2017 07:51							
SM 2540D	DW-INF	460-127124-1	Total Suspended Solids	341	mg/L			
SM 2540D	DW-INF	460-127124-1 DU	Total Suspended Solids	330.0	mg/L	3	5	
Batch ID: 416181	Date: 01/24/2017 07:51							
SM 2540D	DW-PPF	460-127124-2	Total Suspended Solids	68.0	mg/L			
SM 2540D	DW-PPF	460-127124-2 DU	Total Suspended Solids	70.80	mg/L	4	5	
Batch ID: 416060	Date: 01/23/2017 13:07							
SM 4500 H+ B		460-127011-D-1	pH	6.4	SU			
SM 4500 H+ B		460-127011-D-1 DU	pH	6.4	SU	0.6	10	
Batch ID: 415808	Date: 01/20/2017 20:33							
SM 5210B	DW-PCF	460-127124-3	Carbonaceous Biochemical Oxygen Demand 5	1.5	mg/L			U
SM 5210B	DW-PCF	460-127124-3 DU	Carbonaceous Biochemical Oxygen Demand 5	1.5	mg/L	NC	23	U
Batch ID: 416416	Date: 01/25/2017 13:30							
SM 5210B		460-127252-A-1	Carbonaceous Biochemical Oxygen Demand 5	6140	mg/L			
SM 5210B		460-127252-A-1 DU	Carbonaceous Biochemical Oxygen Demand 5	5790	mg/L	6	23	

Calculations are performed before rounding to avoid round-off errors in calculated results.

FORM VI-IN

6-IN
DUPLICATE
GENERAL CHEMISTRY

Lab Name: TestAmerica Buffalo Job No.: 460-127124-1

SDG No.:

Matrix: Water

Method	Client Sample ID	Lab Sample ID	Analyte	Result	Unit	RPD	RPD Limit	Qual
Batch ID: 341058	Date: 01/23/2017 11:34		Prep Batch: 340954	Date: 01/23/2017 04:32				
351.2		460-126963-F-4-B	Total Kjeldahl Nitrogen	0.84	mg/L			
351.2		460-126963-F-4-B DU	Total Kjeldahl Nitrogen	0.835	mg/L	0.6	20	

Calculations are performed before rounding to avoid round-off errors in calculated results.

FORM VI-IN

7A-IN
LAB CONTROL SAMPLE
GENERAL CHEMISTRY

Lab Name: TestAmerica Edison Job No.: 460-127124-1

SDG No.:

Matrix: Water

Method	Lab Sample ID	Analyte	Result	C	Unit	Spike Amount	Pct. Rec.	Limits	RPD	RPD Limit	Q
Batch ID: 416399		Date: 01/25/2017 11:19									
						LCS Source: WT1664LCS_00012					
1664A	LCS 460-416399/2	SGT-HEM	13.40		mg/L	20.0	67	64-132	13	34	
Batch ID: 416247		Date: 01/24/2017 14:00	Prep Batch: 416216			Date: 01/24/2017 10:00					
						LCS Source: WTphenIM1_00255					
420.1	LCS 460-416216/2-A	Phenols, Total	0.424		mg/L	0.400	106	83-115			
Batch ID: 415808		Date: 01/20/2017 20:25									
						LCS Source: WTbodLCS_00032					
SM 5210B	LCS 460-415808/2	Carbonaceous Biochemical Oxygen Demand 5	106.0		mg/L	111	95	84.6-115.4			
Batch ID: 416416		Date: 01/25/2017 13:20									
						LCS Source: WTbodLCS_00032					
SM 5210B	LCS 460-416416/2	Carbonaceous Biochemical Oxygen Demand 5	111.0		mg/L	111	100	84.6-115.4			

Calculations are performed before rounding to avoid round-off errors in calculated results.

FORM VIIA-IN

7A-IN
LAB CONTROL SAMPLE DUPLICATE
GENERAL CHEMISTRY

Lab Name: TestAmerica Edison Job No.: 460-127124-1

SDG No.:

Matrix: Water

Method	Lab Sample ID	Analyte	Result	C	Unit	Spike Amount	Pct. Rec.	Limits	RPD	RPD Limit	Q
Batch ID: 416399	Date: 01/25/2017 11:19										
						LCSD Source: WT1664LCS_00012					
1664A	LCSD 460-416399/3	SGT-HEM	15.20		mg/L	20.0	76	64-132	13	34	

Calculations are performed before rounding to avoid round-off errors in calculated results.

FORM VIIA-IN

7A-IN
LCS-CERTIFIED REFERENCE MATERIAL
GENERAL CHEMISTRY

Lab Name: TestAmerica Edison Job No.: 460-127124-1

SDG No.:

Matrix: Water

Method	Lab Sample ID	Analyte	Result	C	Unit	Spike Amount	Pct. Rec.	Limits	RPD	RPD Limit	Q
Batch ID: 415918	Date: 01/21/2017 18:11										
						LCS Source: WTno3LCS_00024					
353.2	LCSSRM 460-415918/10	Nitrate as N	1.82		mg/L	1.81	100.3	87.3-11		1.0	
353.2	LCSSRM 460-415918/10	Nitrate Nitrite as N	1.82		mg/L	1.81	100.3	87.8-11		1.0	
Batch ID: 415769	Date: 01/20/2017 12:30										
						LCS Source: WThcrwLCS_00063					
I 1230	LCSSRM 460-415769/10	Chromium (hexavalent)	64.24		ug/L	63.8	100.7	88.7-11		0.0	
Batch ID: 416191	Date: 01/24/2017 09:01										
						LCS Source: WTtsLCS_00084					
SM 2540B	LCSSRM 460-416191/2	Total Solids	564.0		mg/L	581	97.1	90.0-11		0.0	
Batch ID: 416181	Date: 01/24/2017 07:51										
						LCS Source: WTtssLCS_00065					
SM 2540D	LCSSRM 460-416181/2	Total Suspended Solids	94.00		mg/L	84.9	110.7	82.0-11		1.2	
Batch ID: 416458	Date: 01/25/2017 16:45										
						LCS Source: WTchlLCS_00068					
SM 4500 Cl- B	LCSSRM 460-416458/2 ^2	Chloride	77.98		mg/L	79.6	98.0	91.0-10		9.0	
Batch ID: 416060	Date: 01/23/2017 13:03										
						LCS Source: WTpHLCS_00019					
SM 4500 H+ B	LCSSRM 460-416060/3	pH	6.0		SU	6.06	99.5	98.2-10		2.0	

Calculations are performed before rounding to avoid round-off errors in calculated results.

FORM VIIA-IN

7A-IN
LAB CONTROL SAMPLE
GENERAL CHEMISTRY

Lab Name: TestAmerica Buffalo Job No.: 460-127124-1

SDG No.:

Matrix: Water

Method	Lab Sample ID	Analyte	Result	C	Unit	Spike Amount	Pct. Rec.	Limits	RPD	RPD Limit	Q
Batch ID: 341058		Date: 01/23/2017 11:04	Prep Batch: 340954			Date: 01/23/2017 04:32					
						LCS Source: TKN1000ppmSTD_00005					
351.2	LCS 480-340954/2-A	Total Kjeldahl Nitrogen	2.37		mg/L	2.50	95	90-110			

Calculations are performed before rounding to avoid round-off errors in calculated results.

FORM VIIA-IN

9-IN
DETECTION LIMITS
GENERAL CHEMISTRY

Lab Name: TestAmerica Edison Job Number: 460-127124-1

SDG Number:

Matrix: Water Instrument ID: Lachat1

Method: 353.2 MDL Date: 08/15/2016 15:11

Analyte	Wavelength/ Mass	RL (mg/L)	MDL (mg/L)
Nitrate as N		0.1	0.01
Nitrate Nitrite as N		0.1	0.0091

9-IN
CALIBRATION BLANK DETECTION LIMITS
GENERAL CHEMISTRY

Lab Name: TestAmerica Edison Job Number: 460-127124-1

SDG Number:

Matrix: Water Instrument ID: Lachat1

Method: 353.2 XMDL Date: 08/15/2016 15:12

Analyte	Wavelength/ Mass	XRL (mg/L)	XMDL (mg/L)
Nitrate as N		0.1	0.01
Nitrate Nitrite as N		0.1	0.0091

9-IN
DETECTION LIMITS
GENERAL CHEMISTRY

Lab Name: TestAmerica Edison Job Number: 460-127124-1

SDG Number:

Matrix: Water Instrument ID: Konelab1

Method: 420.1 MDL Date: 08/15/2016 15:32

Prep Method: Distill/Phenol

Analyte	Wavelength/ Mass	RL (mg/L)	MDL (mg/L)
Phenols, Total		0.05	0.012

FORM IX - IN

9-IN
CALIBRATION BLANK DETECTION LIMITS
GENERAL CHEMISTRY

Lab Name: TestAmerica Edison Job Number: 460-127124-1

SDG Number:

Matrix: Water Instrument ID: Konelab1

Method: 420.1 XMDL Date: 08/15/2016 15:32

Analyte	Wavelength/ Mass	XRL (mg/L)	XMDL (mg/L)
Phenols, Total		0.05	0.012

9-IN
DETECTION LIMITS
GENERAL CHEMISTRY

Lab Name: TestAmerica Edison Job Number: 460-127124-1

SDG Number:

Matrix: Water Instrument ID: WetHexSpec

Method: I 1230 MDL Date: 08/15/2016 16:27

Analyte	Wavelength/ Mass	RL (ug/L)	MDL (ug/L)
Chromium (hexavalent)		10	8.8

9-IN
CALIBRATION BLANK DETECTION LIMITS
GENERAL CHEMISTRY

Lab Name: TestAmerica Edison Job Number: 460-127124-1

SDG Number:

Matrix: Water Instrument ID: WetHexSpec

Method: I 1230 XMDL Date: 08/15/2016 16:28

Analyte	Wavelength/ Mass	XRL (ug/L)	XMDL (ug/L)
Chromium (hexavalent)		10	8.8

9-IN
DETECTION LIMITS
GENERAL CHEMISTRY

Lab Name: TestAmerica Edison Job Number: 460-127124-1

SDG Number:

Matrix: Water Instrument ID: NOEQUIP

Method: SM 4500 Cl- B MDL Date: 08/15/2016 11:43

Analyte	Wavelength/ Mass	RL (mg/L)	MDL (mg/L)
Chloride		5	0.839

FORM IX - IN

9-IN
CALIBRATION BLANK DETECTION LIMITS
GENERAL CHEMISTRY

Lab Name: TestAmerica Edison Job Number: 460-127124-1

SDG Number:

Matrix: Water Instrument ID: NOEQUIP

Method: SM 4500 Cl- B XMDL Date: 08/15/2016 11:43

Analyte	Wavelength/ Mass	XRL (mg/L)	XMDL (mg/L)
Chloride		5	0.839

9-IN
CALIBRATION BLANK DETECTION LIMITS
GENERAL CHEMISTRY

Lab Name: TestAmerica Edison Job Number: 460-127124-1

SDG Number:

Matrix: Water Instrument ID: NOEQUIP

Method: 1020B XMDL Date: 01/01/2009 10:38

Analyte	Wavelength/ Mass	XRL (Degrees F)	XMDL (Degrees F)
Ignitability		1	1

9-IN
DETECTION LIMITS
GENERAL CHEMISTRY

Lab Name: TestAmerica Edison Job Number: 460-127124-1

SDG Number:

Matrix: Water Instrument ID: NOEQUIP

Method: 1664A MDL Date: 08/15/2016 15:19

Analyte	Wavelength/ Mass	RL (mg/L)	MDL (mg/L)
SGT-HEM		5	1.98

9-IN
CALIBRATION BLANK DETECTION LIMITS
GENERAL CHEMISTRY

Lab Name: TestAmerica Edison Job Number: 460-127124-1

SDG Number:

Matrix: Water Instrument ID: NOEQUIP

Method: 1664A XMDL Date: 08/15/2016 15:20

Analyte	Wavelength/ Mass	XRL (mg/L)	XMDL (mg/L)
SGT-HEM		5	1.98

9-IN
DETECTION LIMITS
GENERAL CHEMISTRY

Lab Name: TestAmerica Edison Job Number: 460-127124-1

SDG Number:

Matrix: Water Instrument ID: NOEQUIP

Method: SM 2540B MDL Date: 02/11/2014 10:17

Analyte	Wavelength/ Mass	RL (mg/L)	MDL (mg/L)
Total Solids		10	10

FORM IX - IN

9-IN
CALIBRATION BLANK DETECTION LIMITS
GENERAL CHEMISTRY

Lab Name: TestAmerica Edison Job Number: 460-127124-1

SDG Number:

Matrix: Water Instrument ID: NOEQUIP

Method: SM 2540B XMDL Date: 02/11/2014 10:54

Analyte	Wavelength/ Mass	XRL (mg/L)	XMDL (mg/L)
Total Solids		10	10

9-IN
DETECTION LIMITS
GENERAL CHEMISTRY

Lab Name: TestAmerica Edison Job Number: 460-127124-1

SDG Number:

Matrix: Water Instrument ID: NOEQUIP

Method: SM 2540D MDL Date: 02/11/2014 10:20

Analyte	Wavelength/ Mass	RL (mg/L)	MDL (mg/L)
Total Suspended Solids		10	10

9-IN
CALIBRATION BLANK DETECTION LIMITS
GENERAL CHEMISTRY

Lab Name: TestAmerica Edison Job Number: 460-127124-1

SDG Number:

Matrix: Water Instrument ID: NOEQUIP

Method: SM 2540D XMDL Date: 02/11/2014 10:55

Analyte	Wavelength/ Mass	XRL (mg/L)	XMDL (mg/L)
Total Suspended Solids		10	10

9-IN
DETECTION LIMITS
GENERAL CHEMISTRY

Lab Name: TestAmerica Edison Job Number: 460-127124-1

SDG Number:

Matrix: Water Instrument ID: CVOAMS4

Method: SM 5210B MDL Date: 09/29/2016 06:20

Analyte	Wavelength/ Mass	RL (mg/L)	MDL (mg/L)
Carbonaceous Biochemical Oxygen Demand 5		1	1

9-IN
CALIBRATION BLANK DETECTION LIMITS
GENERAL CHEMISTRY

Lab Name: TestAmerica Edison Job Number: 460-127124-1

SDG Number:

Matrix: Water Instrument ID: CVOAMS4

Method: SM 5210B XMDL Date: 09/29/2016 06:21

Analyte	Wavelength/ Mass	XRL (mg/L)	XMDL (mg/L)
Carbonaceous Biochemical Oxygen Demand 5		1	1

9-IN
DETECTION LIMITS
GENERAL CHEMISTRY

Lab Name: TestAmerica Edison Job Number: 460-127124-1

SDG Number:

Matrix: Water Instrument ID: NOEQUIP

Method: SM 5210B MDL Date: 09/29/2016 06:20

Analyte	Wavelength/ Mass	RL (mg/L)	MDL (mg/L)
Carbonaceous Biochemical Oxygen Demand 5		1	1

9-IN
CALIBRATION BLANK DETECTION LIMITS
GENERAL CHEMISTRY

Lab Name: TestAmerica Edison Job Number: 460-127124-1

SDG Number:

Matrix: Water Instrument ID: NOEQUIP

Method: SM 5210B XMDL Date: 09/29/2016 06:21

Analyte	Wavelength/ Mass	XRL (mg/L)	XMDL (mg/L)
Carbonaceous Biochemical Oxygen Demand 5		1	1

9-IN
DETECTION LIMITS
GENERAL CHEMISTRY

Lab Name: TestAmerica Buffalo Job Number: 460-127124-1

SDG Number:

Matrix: Water Instrument ID: KONE1

Method: 351.2 MDL Date: 01/14/2010 00:00

Prep Method: 351.2

Analyte	Wavelength/ Mass	RL (mg/L)	MDL (mg/L)
Total Kjeldahl Nitrogen		0.2	0.15

FORM IX - IN

9-IN
CALIBRATION BLANK DETECTION LIMITS
GENERAL CHEMISTRY

Lab Name: TestAmerica Buffalo Job Number: 460-127124-1

SDG Number:

Matrix: Water Instrument ID: KONE1

Method: 351.2 XMDL Date: 01/14/2010 00:00

Analyte	Wavelength/ Mass	XRL (mg/L)	XMDL (mg/L)
Total Kjeldahl Nitrogen		0.2	0.15

12-IN
PREPARATION LOG
GENERAL CHEMISTRY

Lab Name: TestAmerica Edison Job No.: 460-127124-1

SDG No.:

Prep Method: Distill/Phenol

Lab Sample ID	Preparation Date	Prep Batch	Initial Weight	Initial Volume (mL)	Final Volume (mL)
MB 460-416216/1-A	01/24/2017 10:00	416216		50.0	50.0
LCS 460-416216/2-A	01/24/2017 10:00	416216		50.0	50.0
460-126717-F-1-B MS	01/24/2017 10:00	416216		50.0	50.0
460-126717-F-1-C MSD	01/24/2017 10:00	416216		50.0	50.0
460-127124-1	01/24/2017 10:00	416216		5.0	50.0
460-127124-2	01/24/2017 10:00	416216		50.0	50.0
460-127124-3	01/24/2017 10:00	416216		50.0	50.0

FORM XII-IN

12-IN
PREPARATION LOG
GENERAL CHEMISTRY

Lab Name: TestAmerica Buffalo Job No.: 460-127124-1

SDG No.:

Prep Method: 351.2

Lab Sample ID	Preparation Date	Prep Batch	Initial Weight	Initial Volume (mL)	Final Volume (mL)
MB 480-340954/1-A	01/23/2017 04:32	340954		25	25
LCS 480-340954/2-A	01/23/2017 04:32	340954		25	25
460-126963-F-4-B DU	01/23/2017 04:32	340954		25	25
460-126963-F-5-B MS	01/23/2017 04:32	340954		25	25
460-127124-1	01/23/2017 04:32	340954		25	25
460-127124-2	01/23/2017 04:32	340954		25	25
460-127124-3	01/23/2017 04:32	340954		25	25

FORM XII-IN

13-IN
ANALYSIS RUN LOG
GENERAL CHEMISTRY

Lab Name: TestAmerica Edison Job No.: 460-127124-1

SDG No.:

Instrument ID: Lachat1 Method: 353.2

Start Date: 01/21/2017 17:56 End Date: 01/21/2017 18:37

Lab Sample ID	D/F	Type	Time	Analytes																			
				NNO32	NO3																		
ZZZZZZ			17:56																				
ZZZZZZ			17:58																				
ZZZZZZ			17:59																				
ZZZZZZ			18:01																				
ZZZZZZ			18:02																				
ZZZZZZ			18:04																				
ICV 460-415918/7	1		18:07	X	X																		
ICB 460-415918/8	1		18:08	X	X																		
MB 460-415918/9	1	T	18:09	X	X																		
LCSSRM 460-415918/10	1	T	18:11	X	X																		
LCSSRM 460-415918/11	1	T	18:12	X	X																		
ZZZZZZ			18:14																				
460-127158-H-7 MS ^2	2	T	18:15	X	X																		
460-127158-H-7 MSD ^2	2	T	18:17	X	X																		
ZZZZZZ			18:18																				
ZZZZZZ			18:20																				
460-127124-1	1	T	18:21	X	X																		
460-127124-2	1	T	18:23	X	X																		
CCV 460-415918/19	1		18:24	X	X																		
CCB 460-415918/20	1		18:26	X	X																		
ZZZZZZ			18:27																				
ZZZZZZ			18:28																				
ZZZZZZ			18:30																				
ZZZZZZ			18:31																				
ZZZZZZ			18:33																				
460-127124-3	1	T	18:34	X	X																		
CCV 460-415918/27	1		18:36	X	X																		
CCB 460-415918/28	1		18:37	X	X																		

Prep Types

T = Total/NA

13-IN
ANALYSIS RUN LOG
GENERAL CHEMISTRY

Lab Name: TestAmerica Edison Job No.: 460-127124-1

SDG No.:

Instrument ID: Konelab1 Method: 420.1

Start Date: 01/24/2017 12:16 End Date: 01/24/2017 14:08

Lab Sample ID	D/F	Type	Time	Analytes																			
				PhenT																			
ICV 460-416247/1	1		12:16	X																			
ICB 460-416247/2	1		12:16	X																			
CCV 460-416247/3	1		14:00	X																			
CCB 460-416247/4	1		14:00	X																			
MB 460-416216/1-A	1	T	14:00	X																			
LCS 460-416216/2-A	1	T	14:00	X																			
ZZZZZZ			14:00																				
460-126717-F-1-C MSD	1	T	14:00	X																			
460-126717-F-1-B MS	1	T	14:00	X																			
ZZZZZZ			14:00																				
ZZZZZZ			14:00																				
ZZZZZZ			14:00																				
460-127124-1	1	T	14:00	X																			
460-127124-2	1	T	14:00	X																			
CCV 460-416247/15	1		14:06	X																			
CCB 460-416247/16	1		14:06	X																			
460-127124-3	1	T	14:06	X																			
ZZZZZZ			14:06																				
ZZZZZZ			14:06																				
ZZZZZZ			14:06																				
ZZZZZZ			14:06																				
ZZZZZZ			14:06																				
ZZZZZZ			14:06																				
CCV 460-416247/24	1		14:08	X																			
CCB 460-416247/25	1		14:08	X																			

Prep Types
T = Total/NA

13-IN
ANALYSIS RUN LOG
GENERAL CHEMISTRY

Lab Name: TestAmerica Edison Job No.: 460-127124-1

SDG No.:

Instrument ID: WetHexSpec Method: I 1230

Start Date: 01/20/2017 12:30 End Date: 01/20/2017 12:30

Lab Sample ID	D/F	Type	Time	Analytes																			
				Cr6																			
IC 460-415769/1			12:30	X																			
IC 460-415769/2			12:30	X																			
IC 460-415769/3			12:30	X																			
IC 460-415769/4			12:30	X																			
IC 460-415769/5			12:30	X																			
IC 460-415769/6			12:30	X																			
ICV 460-415769/7	1		12:30	X																			
ICB 460-415769/8	1		12:30	X																			
MB 460-415769/9	1	T	12:30	X																			
LCSSRM 460-415769/10	1	T	12:30	X																			
460-127124-3	1	T	12:30	X																			
460-127124-3 DU	1	T	12:30	X																			
460-127124-3 MS	1	T	12:30	X																			
460-127124-1	1	T	12:30	X																			
460-127124-2	1	T	12:30	X																			
CCV 460-415769/16	1		12:30	X																			
CCB 460-415769/17	1		12:30	X																			

Prep Types
T = Total/NA

13-IN
ANALYSIS RUN LOG
GENERAL CHEMISTRY

Lab Name: TestAmerica Edison Job No.: 460-127124-1

SDG No.:

Instrument ID: NOEQUIP Method: SM 4500 Cl- B

Start Date: 01/25/2017 16:45 End Date: 01/25/2017 16:45

Lab Sample ID	D/F	Type	Time	Analytes																			
				CL-																			
MB 460-416458/1	1	T	16:45	X																			
LCSSRM 460-416458/2 ^2	2	T	16:45	X																			
460-127124-3	1	T	16:45	X																			
460-127124-3 MS	2	T	16:45	X																			
460-127124-3 MSD	2	T	16:45	X																			
460-127124-1	40	T	16:45	X																			
460-127124-2	40	T	16:45	X																			
ZZZZZZ			16:45																				
ZZZZZZ			16:45																				
ZZZZZZ			16:45																				

Prep Types
T = Total/NA

13-IN
ANALYSIS RUN LOG
GENERAL CHEMISTRY

Lab Name: TestAmerica Edison Job No.: 460-127124-1

SDG No.:

Instrument ID: NOEQUIP Method: 1020B

Start Date: 01/23/2017 10:52 End Date: 01/23/2017 14:52

Lab Sample ID	D/F	Type	Time	Analytes																			
				Ign																			
ZZZZZZ			10:52																				
ZZZZZZ			10:56																				
460-127124-1	1	T	11:11	X																			
460-127124-1 DU	1	T	11:14	X																			
ZZZZZZ			11:15																				
460-127124-2	1	T	11:27	X																			
460-127124-3	1	T	11:40	X																			
ZZZZZZ			12:08																				
ZZZZZZ			12:21																				
ZZZZZZ			12:34																				
ZZZZZZ			12:48																				
ZZZZZZ			13:00																				
ZZZZZZ			13:13																				
ZZZZZZ			13:25																				
ZZZZZZ			13:37																				
ZZZZZZ			13:51																				
ZZZZZZ			14:14																				
ZZZZZZ			14:27																				
ZZZZZZ			14:39																				
ZZZZZZ			14:52																				

Prep Types
T = Total/NA

13-IN
ANALYSIS RUN LOG
GENERAL CHEMISTRY

Lab Name: TestAmerica Edison Job No.: 460-127124-1

SDG No.:

Instrument ID: NOEQUIP Method: 1664A

Start Date: 01/25/2017 11:19 End Date: 01/25/2017 11:19

Lab Sample ID	D/F	Type	Time	Analytes																			
				SGTHEM																			
MB 460-416399/1	1	T	11:19	X																			
LCS 460-416399/2	1	T	11:19	X																			
LCSD 460-416399/3	1	T	11:19	X																			
ZZZZZZ			11:19																				
ZZZZZZ			11:19																				
460-126897-G-1 MS	1	T	11:19	X																			
ZZZZZZ			11:19																				
ZZZZZZ			11:19																				
ZZZZZZ			11:19																				
ZZZZZZ			11:19																				
ZZZZZZ			11:19																				
ZZZZZZ			11:19																				
ZZZZZZ			11:19																				
ZZZZZZ			11:19																				
460-127124-1	1	T	11:19	X																			
460-127124-2	1	T	11:19	X																			
460-127124-3	1	T	11:19	X																			
ZZZZZZ			11:19																				
ZZZZZZ			11:19																				

Prep Types

T = Total/NA

13-IN
ANALYSIS RUN LOG
GENERAL CHEMISTRY

Lab Name: TestAmerica Edison Job No.: 460-127124-1

SDG No.:

Instrument ID: NOEQUIP Method: SM 2540B

Start Date: 01/24/2017 09:01 End Date: 01/24/2017 09:01

Lab Sample ID	D/F	Type	Time	Analytes																			
				TS																			
MB 460-416191/1	1	T	09:01	X																			
LCSSRM 460-416191/2	1	T	09:01	X																			
ZZZZZZ			09:01																				
ZZZZZZ			09:01																				
ZZZZZZ			09:01																				
460-127124-1	1	T	09:01	X																			
460-127124-2	1	T	09:01	X																			
460-127124-3	1	T	09:01	X																			
ZZZZZZ			09:01																				
ZZZZZZ			09:01																				
LB 460-415793/1-A	1	T	09:01	X																			
ZZZZZZ			09:01																				

Prep Types
T = Total/NA

13-IN
ANALYSIS RUN LOG
GENERAL CHEMISTRY

Lab Name: TestAmerica Edison Job No.: 460-127124-1

SDG No.:

Instrument ID: NOEQUIP Method: SM 2540D

Start Date: 01/24/2017 07:51 End Date: 01/24/2017 07:51

Lab Sample ID	D/F	Type	Time	Analytes																			
				TSS																			
MB 460-416181/1	1	T	07:51	X																			
LCSSRM 460-416181/2	1	T	07:51	X																			
460-127124-1	1	T	07:51	X																			
460-127124-1 DU	1	T	07:51	X																			
ZZZZZZ			07:51																				
ZZZZZZ			07:51																				
ZZZZZZ			07:51																				
ZZZZZZ			07:51																				
ZZZZZZ			07:51																				
ZZZZZZ			07:51																				
ZZZZZZ			07:51																				
ZZZZZZ			07:51																				
ZZZZZZ			07:51																				
460-127124-2	1	T	07:51	X																			
460-127124-2 DU	1	T	07:51	X																			
ZZZZZZ			07:51																				
ZZZZZZ			07:51																				
ZZZZZZ			07:51																				
ZZZZZZ			07:51																				
ZZZZZZ			07:51																				
ZZZZZZ			07:51																				
ZZZZZZ			07:51																				
ZZZZZZ			07:51																				
460-127124-3	1	T	07:51	X																			

Prep Types
T = Total/NA

13-IN
ANALYSIS RUN LOG
GENERAL CHEMISTRY

Lab Name: TestAmerica Edison Job No.: 460-127124-1

SDG No.:

Instrument ID: NOEQUIP Method: SM 4500 H+ B

Start Date: 01/23/2017 12:56 End Date: 01/23/2017 14:05

Lab Sample ID	D/F	Type	Time	Analytes																			
				pH																			
CCV 460-416060/1	1		12:56	X																			
MB 460-416060/2	1	T	13:01	X																			
LCSSRM 460-416060/3	1	T	13:03	X																			
ZZZZZZ			13:05																				
460-127011-D-1 DU	1	T	13:07	X																			
ZZZZZZ			13:09																				
ZZZZZZ			13:11																				
ZZZZZZ			13:19																				
460-127124-1	1	T	13:21	X																			
460-127124-2	1	T	13:23	X																			
CCV 460-416060/11	1		13:25	X																			
460-127124-3	1	T	13:27	X																			
ZZZZZZ			13:29																				
ZZZZZZ			13:31																				
ZZZZZZ			13:33																				
ZZZZZZ			13:35																				
ZZZZZZ			13:37																				
ZZZZZZ			13:40																				
ZZZZZZ			13:43																				
ZZZZZZ			13:46																				
ZZZZZZ			13:49																				
CCV 460-416060/22	1		13:51	X																			
ZZZZZZ			13:53																				
ZZZZZZ			13:58																				
ZZZZZZ			14:03																				
CCV 460-416060/26			14:05																				

Prep Types

T = Total/NA

13-IN
ANALYSIS RUN LOG
GENERAL CHEMISTRY

Lab Name: TestAmerica Edison Job No.: 460-127124-1

SDG No.:

Instrument ID: CVOAMS4 Method: SM 5210B

Start Date: 01/20/2017 20:15 End Date: 01/20/2017 20:38

Lab Sample ID	D/F	Type	Time	Analytes																			
				CBOD																			
USB 460-415808/1	1	T	20:15	X																			
LCS 460-415808/2	1	T	20:25	X																			
460-127124-3	1	T	20:30	X																			
460-127124-3 DU	1	T	20:33	X																			
ZZZZZZ			20:35																				
460-127124-2	1	T	20:38	X																			

Prep Types
T = Total/NA

13-IN
ANALYSIS RUN LOG
GENERAL CHEMISTRY

Lab Name: TestAmerica Edison Job No.: 460-127124-1

SDG No.:

Instrument ID: NOEQUIP Method: SM 5210B

Start Date: 01/25/2017 13:14 End Date: 01/25/2017 13:34

Lab Sample ID	D/F	Type	Time	Analytes																			
				CBOD																			
ZZZZZZ			13:14																				
ZZZZZZ			13:14																				
ZZZZZZ			13:14																				
ZZZZZZ			13:14																				
ZZZZZZ			13:15																				
LCS 460-416416/2	1	T	13:20	X																			
ZZZZZZ			13:24																				
460-127252-A-1 DU	10	T	13:30	X																			
USB 460-416416/5	1	T	13:30	X																			
460-127124-1	1	T	13:34	X																			

Prep Types

T = Total/NA

13-IN
ANALYSIS RUN LOG
GENERAL CHEMISTRY

Lab Name: TestAmerica Edison Job No.: 460-127124-1

SDG No.:

Instrument ID: NOEQUIP Method: Total Nitrogen

Start Date: 01/26/2017 12:25 End Date: 01/26/2017 12:25

Lab Sample ID	D/F	Type	Time	Analytes																			
				N2																			
460-127124-1	1	T	12:25	X																			
460-127124-2	1	T	12:25	X																			
460-127124-3	1	T	12:25	X																			

Prep Types

T = Total/NA

13-IN
ANALYSIS RUN LOG
GENERAL CHEMISTRY

Lab Name: TestAmerica Buffalo Job No.: 460-127124-1

SDG No.:

Instrument ID: KONE1 Method: 351.2

Start Date: 01/23/2017 10:35 End Date: 01/23/2017 12:52

Lab Sample ID	D/F	Type	Time	Analytes																			
				TKN																			
CCV 480-341058/1			10:35																				
CCB 480-341058/2			10:35																				
ZZZZZZ			10:35																				
ZZZZZZ			10:35																				
CCV 480-341058/5			10:37																				
CCB 480-341058/6			10:37																				
CCV 480-341058/7	1		11:04	X																			
CCB 480-341058/8	1		11:04	X																			
MB 480-340954/1-A	1	T	11:04	X																			
LCS 480-340954/2-A	1	T	11:04	X																			
CCV 480-341058/11	1		11:07	X																			
CCB 480-341058/12	1		11:07	X																			
CCV 480-341058/13	1		11:34	X																			
CCB 480-341058/14	1		11:34	X																			
ZZZZZZ			11:34																				
460-126963-F-4-B DU	1	T	11:34	X																			
ZZZZZZ			11:34																				
460-126963-F-5-B MS	1	T	11:34	X																			
ZZZZZZ			11:34																				
460-127124-1	1	T	11:34	X																			
460-127124-2	1	T	11:34	X																			
460-127124-3	1	T	11:34	X																			
ZZZZZZ			11:34																				
ZZZZZZ			11:34																				
CCV 480-341058/25	1		11:43	X																			
CCB 480-341058/26	1		11:43	X																			
ZZZZZZ			11:43																				
ZZZZZZ			11:43																				
ZZZZZZ			11:43																				
ZZZZZZ			11:43																				
ZZZZZZ			11:43																				
ZZZZZZ			11:43																				
ZZZZZZ			11:43																				
ZZZZZZ			11:43																				
ZZZZZZ			11:43																				
CCV 480-341058/36			11:52																				
CCB 480-341058/37			11:52																				
ZZZZZZ			11:52																				
ZZZZZZ			11:52																				
ZZZZZZ			11:52																				
ZZZZZZ			11:52																				
ZZZZZZ			11:52																				

13-IN
ANALYSIS RUN LOG
GENERAL CHEMISTRY

Lab Name: TestAmerica Buffalo Job No.: 460-127124-1

SDG No.:

Instrument ID: KONE1 Method: 351.2

Start Date: 01/23/2017 10:35 End Date: 01/23/2017 12:52

Lab Sample ID	D/F	Type	Time	Analytes																			
				TKN																			
ZZZZZZ			11:52																				
ZZZZZZ			11:52																				
ZZZZZZ			11:52																				
CCV 480-341058/46			12:00																				
CCB 480-341058/47			12:00																				
ZZZZZZ			12:00																				
ZZZZZZ			12:00																				
ZZZZZZ			12:00																				
ZZZZZZ			12:00																				
ZZZZZZ			12:00																				
ZZZZZZ			12:00																				
ZZZZZZ			12:00																				
CCV 480-341058/55			12:03																				
CCB 480-341058/56			12:03																				
CCV 480-341058/57			12:21																				
CCB 480-341058/58			12:21																				
ZZZZZZ			12:27																				
ZZZZZZ			12:27																				
CCV 480-341058/61			12:29																				
CCB 480-341058/62			12:29																				
CCV 480-341058/63			12:49																				
CCB 480-341058/64			12:49																				
ZZZZZZ			12:49																				
ZZZZZZ			12:49																				
CCV 480-341058/67			12:52																				
CCB 480-341058/68			12:52																				

Prep Types

T = Total/NA

Method - Ch. 1 (NO3+NO2)

OPERATOR: leye
ACQ. TIME: Jan 21, 2017 17:56:51
DATA FILENAME:?TION: C:\OMNION\DATA\NITRATE\DATA2017\N170121C.FDT
METHOD FILENAME: C:\OMNION\METHODS\NO3NO2A.MET
TRAY FILENAME: Jan 20, 2017 11:46:55
NO3+NO2a.met
TRAY DESCRIPTION:
Created:'TE DATA: Jan 21, 2017 12:48:39
Modified:lame: Jan 21, 2017 17:19:44
360 trayration Units: mg /L
DATA DESCRIPTION: Direct
Created: Peak Start (s): Jan 21, 2017 17:56:51
Modified:: Width (s): Jan 21, 2017 17:56:51
% Width Tolerance: 100.000
Threshold: 8606.000
Autodilution Trigger: Off
QuikChem Method: 10-107-04-1-C

CALIBRATION DATA:
Levels:
1 : 2.000 2 : 1.500 3 : 1.000 4 : 0.500
5 : 0.100 6 : 0.000
Calibration Rep Handling: Average
Calibration Fit Type: 1st Order Poly
Force Though Zero: No
Weighting Method: None
Concentration Scaling: None

SAMPLER TIMING:
Method Cycle Period: 90.0
Min. Probe in Wash Period: 14.0
Probe in Sample Period: 25.0

*** Prep Sequence Not Enabled ***

VALVE TIMING:
Method Cycle Period: 90.0
Sample Reaches 1st Valve: 37.0
Valve: On
Load Time: 0.0
Load Period: 10.0
Inject Period: 80.0

Multi-Channel Table
Type: Calibration Standards
Channel Range: 1 to 8 -- Cup Range: 1 to 50

Cup	Sample ID	Sampling Date	Sampling Time	# of Reps	NO3+NO2 (uv-s)	NO2 (uv-s)	Man Dil Factor	Auto Dil Factor	Weight	Unit
1	2.0/1.0	21 Jan 2017	17:56:52	1	13113907.00	8911861.00	1.0	1.00	1.00000	g
2	1.5/0.75	21 Jan 2017	17:58:19	1	10231552.00	6806160.00	1.0	1.00	1.00000	g
3	1.0/0.5	21 Jan 2017	17:59:48	1	7021824.00	4567119.00	1.0	1.00	1.00000	g
4	0.5/0.25	21 Jan 2017	18:01:16	1	3677568.00	2333551.00	1.0	1.00	1.00000	g
5	0.1/0.05	21 Jan 2017	18:02:44	1	762470.00	461788.00	1.0	1.00	1.00000	g
6	0.0/0.0	21 Jan 2017	18:04:13	1	0.00	9326.00	1.0	1.00	1.00000	g

Multi-Channel Table
Type: Unknowns
Channel Range: 1 to 8 -- Cup Range: 1 to 50

Cup	Sample ID	Sampling Date	Sampling Time	# of Reps	NO3+NO2 (mg /L)	NO2 (mg/l)	Man Dil Factor	Auto Dil Factor	Weight	Unit
1	ICV	21 Jan 2017	18:07:03	1	1.0273	0.5008	1.0	1.00	1.00000	g
2	ICB	21 Jan 2017	18:08:32	1	-0.0287	-0.0028	1.0	1.00	1.00000	g
3	MB	21 Jan 2017	18:09:59	1	-0.0287	-0.0055	1.0	1.00	1.00000	g
4	LCSSRM-NO3	21 Jan 2017	18:11:27	1	1.8158	-0.0045	1.0	1.00	1.00000	g
5	LCSSRM-NO2	21 Jan 2017	18:12:55	1	0.8017	0.7849	1.0	1.00	1.00000	g
6	460-127158-H-7	21 Jan 2017	18:14:22	1	0.6704	-0.0055	1.0	1.00	1.00000	g
7	460-127158-H-7 MS@2	21 Jan 2017	18:15:50	1	0.8019	0.2282	1.0	1.00	1.00000	g
8	460-127158-H-7 MSD@2	21 Jan 2017	18:17:18	1	1.4896	0.2278	1.0	1.00	1.00000	g
9	460-127158-h-1	21 Jan 2017	18:18:45	1	-0.0287	0.0446	1.0	1.00	1.00000	g
10	460-127158-h-2	21 Jan 2017	18:20:13	1	0.1143	0.0258	1.0	1.00	1.00000	g
11	460-127124-d-1	21 Jan 2017	18:21:41	1	0.0166	0.0255	1.0	1.00	1.00000	g
12	460-127124-d-2	21 Jan 2017	18:23:07	1	0.0482	0.0251	1.0	1.00	1.00000	g
13	CCV	21 Jan 2017	18:24:35	1	1.0226	0.5010	1.0	1.00	1.00000	g
14	CCB	21 Jan 2017	18:26:01	1	-0.0287	-0.0020	1.0	1.00	1.00000	g
15	460-127158-i-3	21 Jan 2017	18:27:28	1	0.1373	0.0315	1.0	1.00	1.00000	g
16	460-127158-e-4	21 Jan 2017	18:28:56	1	0.1411	0.0275	1.0	1.00	1.00000	g
17	460-127158-h-5	21 Jan 2017	18:30:25	1	0.1740	0.0435	1.0	1.00	1.00000	g
18	460-127158-h-8	21 Jan 2017	18:31:54	1	0.6879	0.0236	1.0	1.00	1.00000	g
19	460-127173-b-1	21 Jan 2017	18:33:21	1	0.5313	0.0943	1.0	1.00	1.00000	g
20	460-127124-d-3	21 Jan 2017	18:34:49	1	0.3773	-0.0014	1.0	1.00	1.00000	g
25	CCV	21 Jan 2017	18:36:16	1	1.0290	0.5016	1.0	1.00	1.00000	g
26	CCB	21 Jan 2017	18:37:44	1	-0.0287	-0.0055	1.0	1.00	1.00000	3

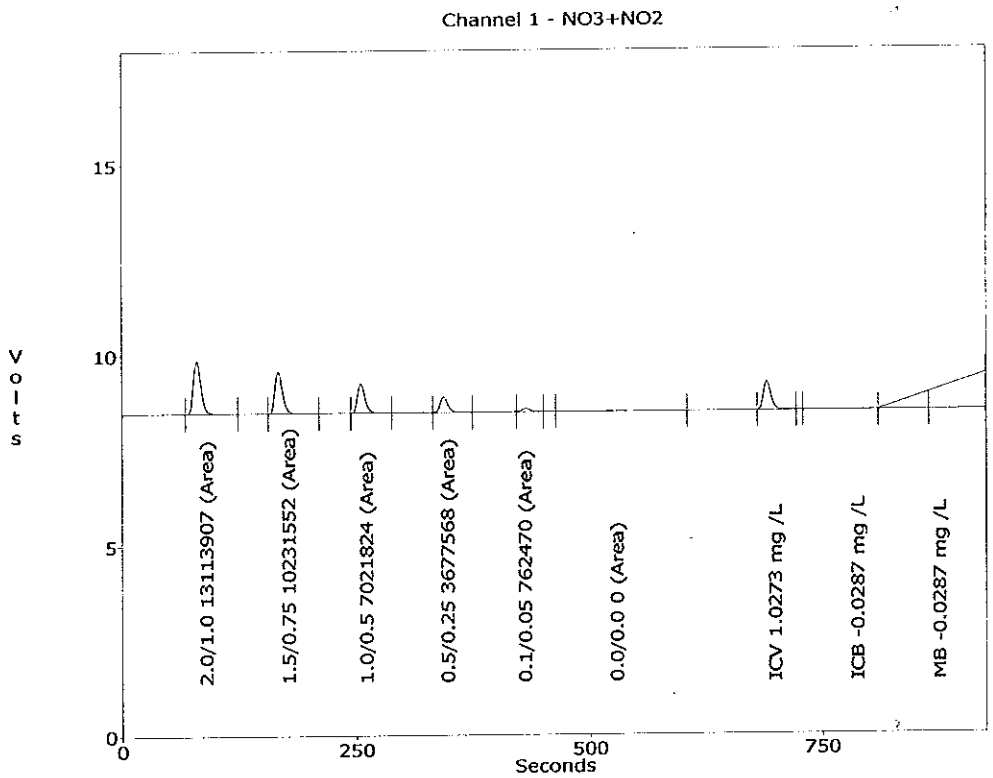
Channel 1 - NO3+NO2
Volts
15
10
5
0
0
250
500
750
Seconds
2.0/1.0 13113907 (Area)
1.5/0.75 10231552 (Area)
1.0/0.5 7021824 (Area)
0.5/0.25 3677568 (Area)
0.1/0.05 762470 (Area)
0.0/0.0 0 (Area)
ICV 1.0273 mg /L
ICB -0.0287 mg /L
MB -0.0287 mg /L


Channel 1 - NO3+NO2
Volts
15
10
5
0
1000
1250
1500
1750
Seconds
LCSSRM-NO3 1.8158 mg /L
LCSSRM-NO2 0.8017 mg /L
460-127158-H-7 0.6704 mg /L
460-127158-H-7 MS@2 0.8019 mg /L
460-127158-H-7 MSD@2 1.4896 mg /L
460-127158-h-1 -0.0287 mg /L
460-127158-h-2 0.1143 mg /L
460-127124-d-1 0.0166 mg /L
460-127124-d-2 0.0482 mg /L
CCV 1.0226 mg /L
CCB -0.0287 mg /L

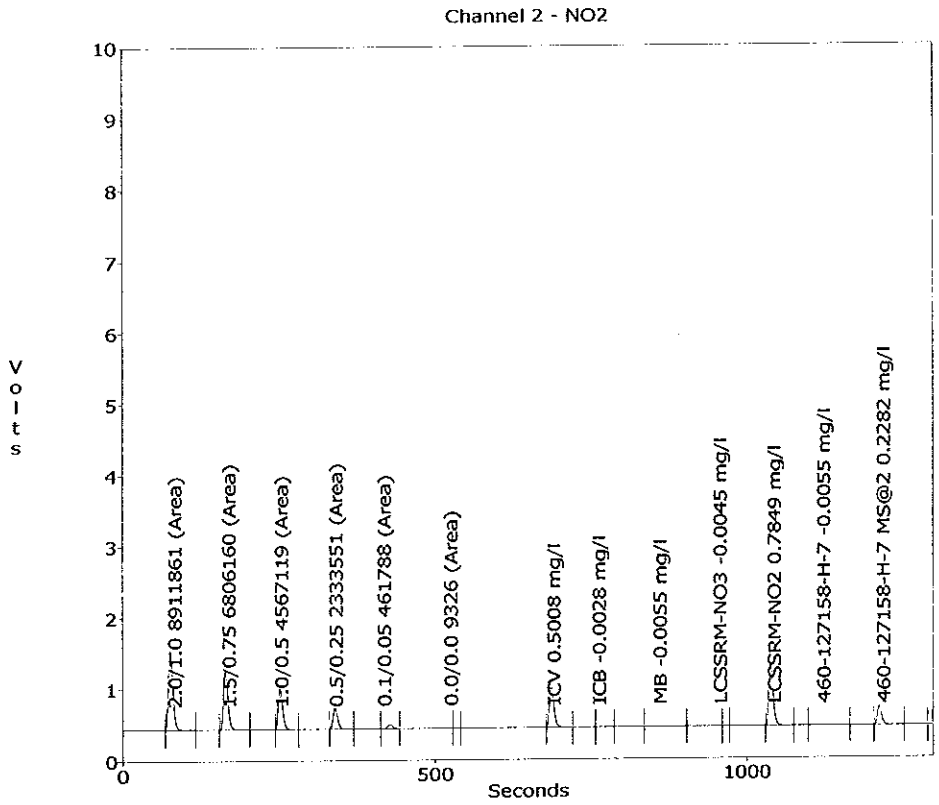
Channel 2 - NO2
Volts
Seconds
2.0/1.0 8911861 (Area)
1.5/0.75 6806160 (Area)
1.0/0.5 4567119 (Area)
0.5/0.25 2333551 (Area)
0.1/0.05 461788 (Area)
0.0/0.0 9326 (Area)
ICV 0.5008 mg/l
ICB -0.0028 mg/l
MB -0.0055 mg/l
LCSSRM-NO3 -0.0045 mg/l
ECSSRM-NO2 0.7849 mg/l
460-127158-H-7 -0.0055 mg/l
460-127158-H-7 MS@2 0.2282 mg/l

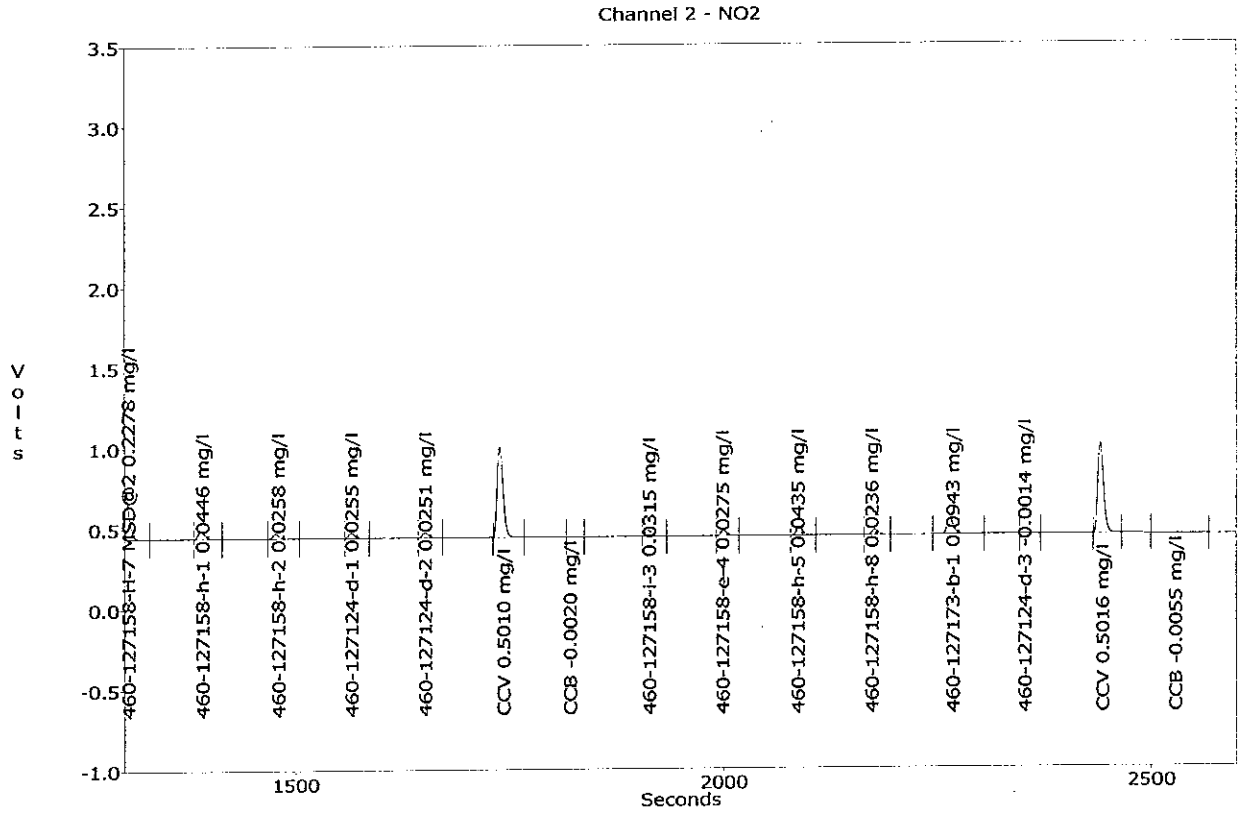
Channel 2 - NO2
Volts
Seconds
460-127158-H-7 MSD@2 0.2278 mg/l
460-127158-h-1 0.0446 mg/l
460-127158-h-2 0.0258 mg/l
460-127124-d-1 0.0255 mg/l
460-127124-d-2 0.0251 mg/l
CCV 0.5010 mg/l
CCB -0.0020 mg/l
460-127158-i-3 0.0315 mg/l
460-127158-e-4 0.0275 mg/l
460-127158-h-5 0.0435 mg/l
460-127158-h-8 0.0236 mg/l
460-127173-b-1 0.0943 mg/l
460-127124-d-3 -0.0014 mg/l
CCV 0.5016 mg/l
CCB -0.0055 mg/l

Sample Information/Results: Ch. 1
INO3+NO2 (Cup Range: 1 - 19))

Unknowns:

Cup: 1, Sample ID: ICV, Sample Type: Unknownype: Unknown
Rep 1/1, Result: 1.0273 mg /L

Cup: 2, Sample ID: ICB, Sample Type: Unknownn
Rep 1/1, Result: -0.0287 mg /L

Cup: 3, Sample ID: MB, Sample Type: Unknownn
Rep 1/1, Result: -0.0287 mg /L

Cup: 4, Sample ID: LCSSRM-NO3, Sample Type: Unknown
Rep 1/1, Result: 1.8158 mg /L

Cup: 5, Sample ID: LCSSRM-NO2, Sample Type: Unknown
Rep 1/1, Result: 0.8017 mg /L

Cup: 6, Sample ID: 460-127158-H-7, Sample Type: Unknown
Rep 1/1, Result: 0.6704 mg /L

Cup: 7, Sample ID: 460-127158-H-7 MS@2, Sample Type: Unknown
Rep 1/1, Result: 0.8019 mg /L

Cup: 8, Sample ID: 460-127158-H-7 MSD@2, Sample Type: Unknown
Rep 1/1, Result: 1.4896 mg /L

Cup: 9, Sample ID: 460-127158-h-1, Sample Type: Unknown
Rep 1/1, Result: -0.0287 mg /L

Cup: 10, Sample ID: 460-127158-h-2, Sample Type: Unknown
Rep 1/1, Result: 0.1143 mg /L

Cup: 11, Sample ID: 460-127124-d-1, Sample Type: Unknown
Rep 1/1, Result: 0.0166 mg /L

Cup: 12, Sample ID: 460-127124-d-2, Sample Type: Unknown
Rep 1/1, Result: 0.0482 mg /L

Cup: 13, Sample ID: CCV, Sample Type: Unknown
Rep 1/1, Result: 1.0226 mg /L

Cup: 14, Sample ID: CCB, Sample Type: Unknown
Rep 1/1, Result: -0.0287 mg /L

Cup: 15, Sample ID: 460-127158-i-3, Sample Type: Unknown
Rep 1/1, Result: 0.1373 mg /L

Cup: 16, Sample ID: 460-127158-e-4, Sample Type: Unknown
Rep 1/1, Result: 0.1411 mg /L

Cup: 17, Sample ID: 460-127158-h-5, Sample Type: Unknown
Rep 1/1, Result: 0.1740 mg /L

Cup: 18, Sample ID: 460-127158-h-8, Sample Type: Unknown
Rep 1/1, Result: 0.6879 mg /L

Cup: 19, Sample ID: 460-127173-b-1, Sample Type: Unknown
Rep 1/1, Result: 0.5313 mg /L

NO3+NO2

Lvl	Area	mg /L	Rep 1	Rep 2	Rep 3	Rep 4	Rep 5	Replic STD	Replic % RSD	Residual 1st Poly
1	13113907	2.0	13113907					0.0	0.0	2.1
2	10231552	1.5	10231552					0.0	0.0	-1.4
3	7021824	1.0	7021824					0.0	0.0	-3.5
4	3677568	0.5	3677568					0.0	0.0	-5.7
5	762470	0.1	762470					0.0	0.0	13.2
6	0	0.0	0					0.0	0.0	

1st Order Poly
Conc = 1.515e-007 Area - 2.874e-002
r = 0.9992

Scaling: None - Weighting: None

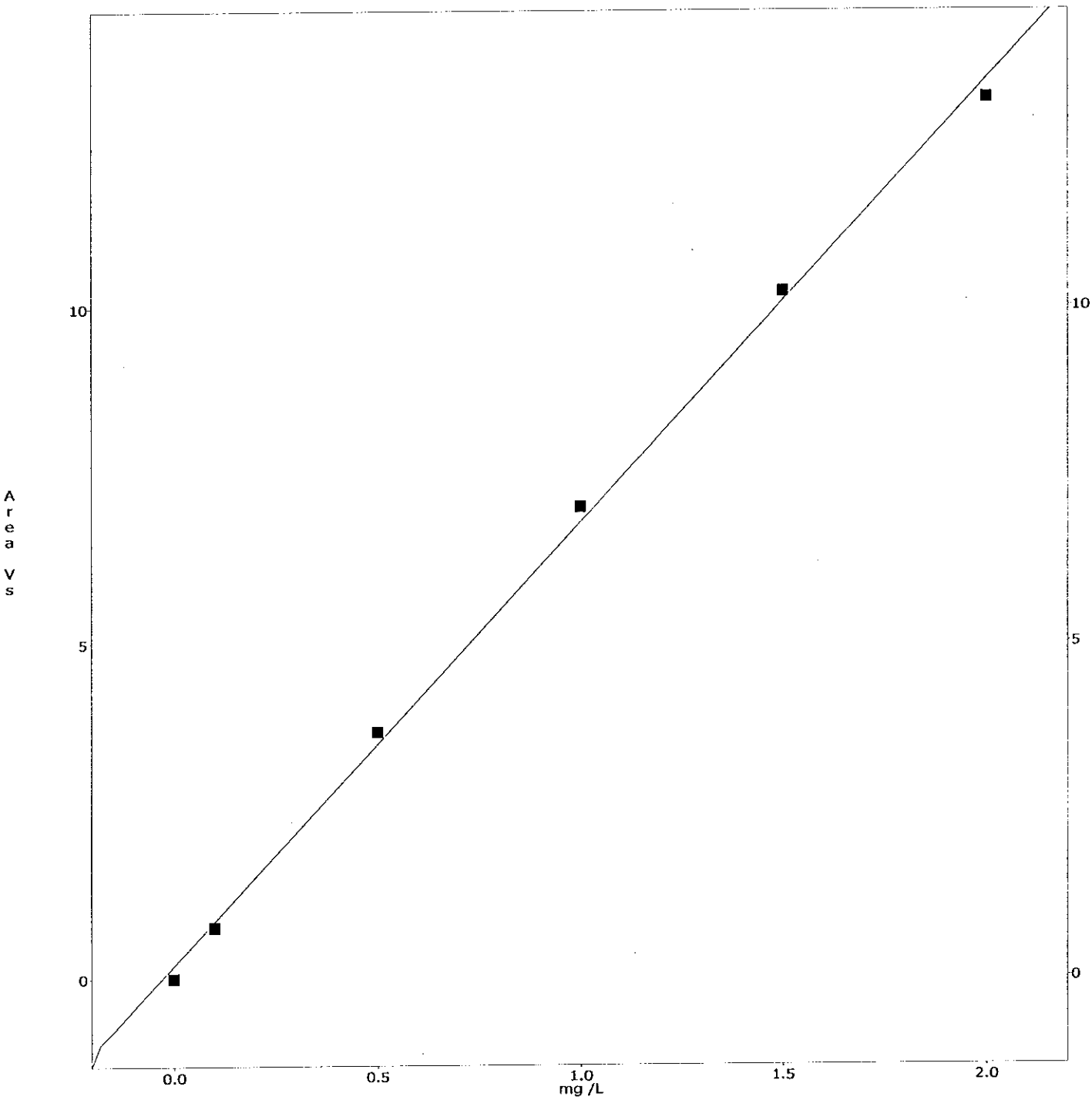

Printed: Saturday, January 21, 2017 - 06:42 PM

NO2

Lvl	Area	mg/l	Rep 1	Rep 2	Rep 3	Rep 4	Rep 5	Replic STD	Replic % RSD	Residual 1st Poly
1	8911861	1.00	8911861					0.0	0.0	0.9
2	6806160	0.75	6806160					0.0	0.0	-0.8
3	4567119	0.50	4567119					0.0	0.0	-1.1
4	2333551	0.25	2333551					0.0	0.0	-2.2
5	461788	0.05	461788					0.0	0.0	7.7
6	9326	0.00	9326					0.0	0.0	

1st Order Poly
Conc = 1.119e-007 Area - 5.517e-003
r = 0.9999

Scaling: None - Weighting: None

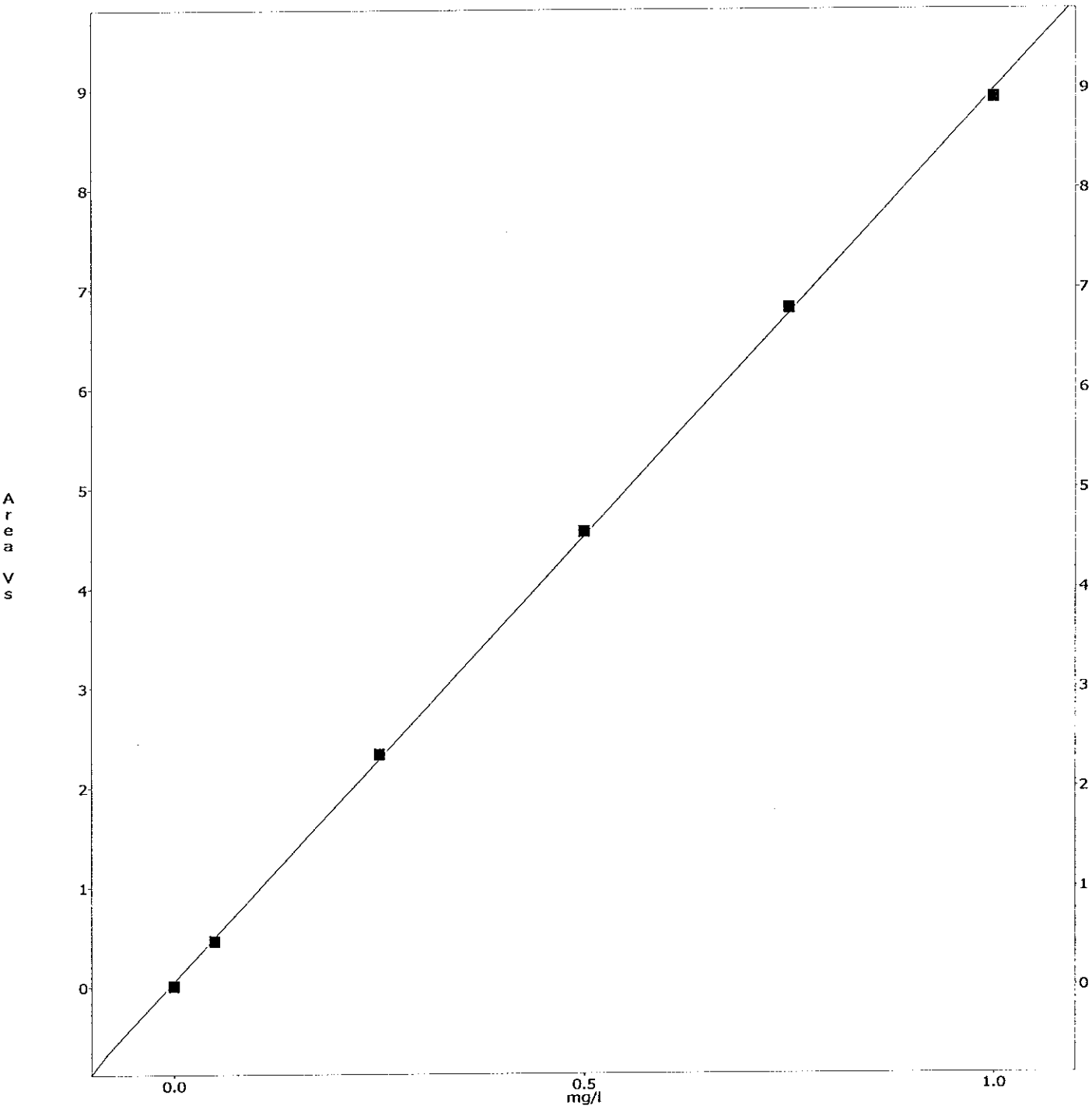

Printed: Saturday, January 21, 2017 - 06:42 PM

Laboratory
Analyzer User

1/24/2017 14:20

Test: PHENOLS

Sample Id	Result	Dil. 1 +	Response	Errors
ICV-PHEN	0.9992	0.0	0.129	
ICB-PHEN	0.0066	0.0	0.004	
CCV-PHEN	0.9949	0.0	0.128	
CCB-PHEN	0.0043	0.0	0.003	
mb 460-416216/1-	0.0015	0.0	0.003	
lcs 460-416216/2	0.4242	0.0	0.056	
460-126717-f-1-a	-0.0036	0.0	0.002	
460-126717-f-1-c	0.4206	0.0	0.056	
460-126717-f-1-b	0.4201	0.0	0.056	
460-126717-f-2-a	0.0047	0.0	0.003	
460-126808-b-2-a	0.0039	0.0	0.003	
460-126808-b-5-a	0.0784	0.0	0.013	
460-127124-h-1-a	0.0018	0.0	0.003	
460-127124-h-2-a	0.0016	0.0	0.003	
CCV-PHEN	1.0169	0.0	0.131	
CCB-PHEN	0.0044	0.0	0.003	
460-127124-h-3-a	0.0874	0.0	0.014	
MDL1	0.0281	0.0	0.006	
MDL2-W	0.0279	0.0	0.006	
mb 460-416227/1-	0.0019	0.0	0.003	
lcs 460-416227/2	0.4364	0.0	0.058	
MDL-1-S	0.0280	0.0	0.006	
MDL-2 -S	0.0986	0.0	0.015	
CCV-PHEN	0.9959	0.0	0.128	
CCB-PHEN	0.0080	0.0	0.004	

N	17
Mean	0.1213
SD	0.17672
CV%	145.72

Laboratory
Analyzer User

1/18/2017 15:50

Test PHENOLS

Accepted 1/18/2017 15:50

Factor 7.94
Bias 0.003

Coeff. of det. 0.999992

Errors

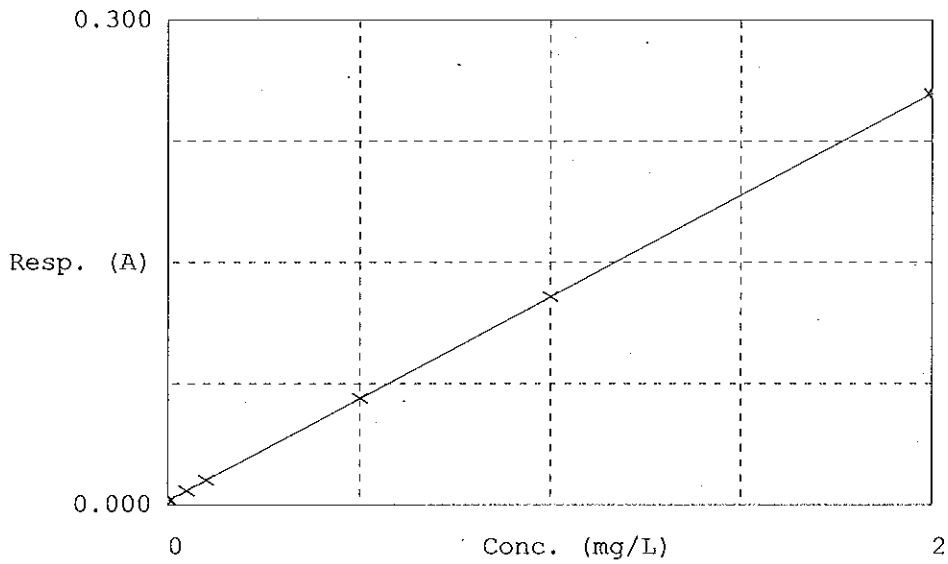

	Calibrator	Response	Calc. con.	Conc.	Errors
1	Ph-0.0	0.003	-0.00098	0.00000	
2	Ph-0.05	0.009	0.04731	0.05000	
3	Ph-0.10	0.015	0.10044	0.10000	
4	Ph-0.50	0.066	0.50304	0.50000	
5	Ph-1.0	0.129	1.00181	1.00000	
6	Ph-2.0	0.254	1.99838	2.00000	
7	ICB-PHEN(contro	0.003	0.00186	0.00000	
8	ICV-PHEN(contro	0.128	0.99043	1.00000	

Curve Type:	Linear
Weighting:	None
Origin:	None
Dependency:	Concentration
Calib Mode:	ESTD
RF Rounding:	0

Curve Coefficients

Intercept:	0.3011
Slope:	1184

Error Coefficients

Standard Error:	0.934
Relative Standard Error:	NC
Correlation Coefficient:	1.000
Coefficient of Determination (Adjusted):	1.000 (1.000)

ID	Level	Concentration	Response	IS Amount	IS Response	RF	Used
1	IC 460-415769/1	0.0	0.0			NaN	Y
2	IC 460-415769/2	10.0	0.008			0.0008	Y
3	IC 460-415769/3	50.0	0.042			0.00084	Y
4	IC 460-415769/4	75.0	0.064			0.000853	Y
5	IC 460-415769/5	100.0	0.083			0.00083	Y
6	IC 460-415769/6	200.0	0.169			0.000845	Y

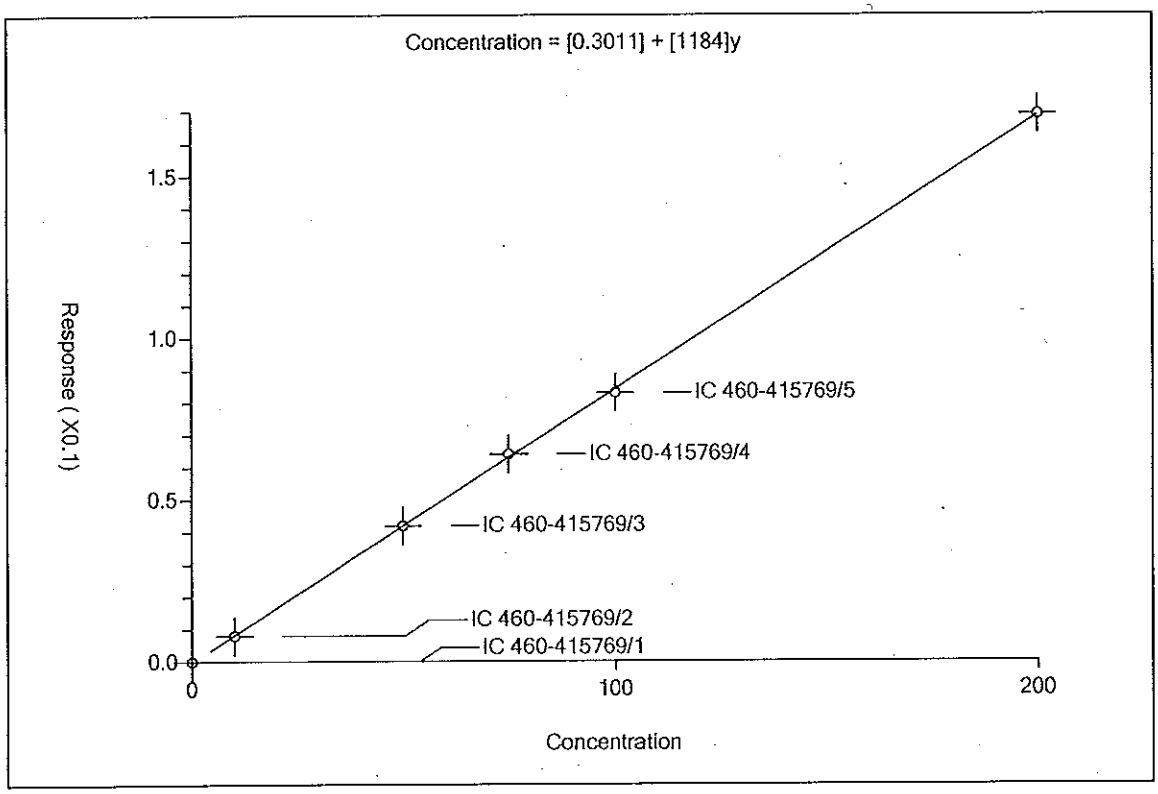

Job # 1127124
Batch# 1415769

Sample	Dil.	Abs.	BG	TBegd
0		0.000		11:30 / 12:20
10		0.008		
50		0.042		
75		0.064		
100		0.083		
200		0.169		
ICV		0.065		
ICB		0.000		
MB		0.000		
LCS		0.054		
127124-3		0.000		
127124-3DU		0.000		
127124-3MS		0.025		
127124-1		0.000	0.000	
127124-2		0.000	0.000	
CCV		0.065	—	
CCB		0.000	—	12:10 / 12:30

Continued on Page

Read and Understood By

P.P. — Signed
01/20/2017 — Date
Signed
Date

PROJECT CHLORIDE (4500 CL-B)

BATCH	JOB	SAMPLE	MATRIX	SAMPLE AMOUNT	$AgNO_3$ (ml)	RESULT (mg/L)	SPIKE	% REC	pH: 7-10 Yes	* INTERFERENCE No
		MB		100 ml	0.5	ND				
		LCS		50	8.3	78.0	79.6	98.0%	Y	N
416458	127124	127124-31	AQ	100	16.4	79.5			Y	N
		127124-31 MS		50	13.8	133	50.0	107%	Y	N
		127124-31 MSD		50	13.9	134	50.0	109%	Y	N
		127124-1		100	☆	—			Y	N
		127124-1		2.5	8.8 uw 01/25/17	1,660	uw 01/25/17		Y	N
		127124-2k		100	~~8.8~~ ☆	~~1,660~~ —			Y	N
		127124-2k		2.5	8.8	1,660			Y	N
	62659	62659-1c		100	☆	—	uw 01/25/17		Y	N
		62659-1c		25	~~15.4~~	~~29.8~~ 298			Y	N
		62659-2c		100	☆	—			Y	N
		62659-2c		25	9.5	180			Y	N
		62659-3c		100	☆	—			Y	N
		62659-3c		50	15.9	154			Y	N

* Sulfide, Sulfite, Thiosulfate
☆ Large volume of $AgNO_3$ consumed, no endpoint reached.

Exp.
#B-0424-17: 0.0241 M $AgNO_3$ (07/20/17)
#B-0329-16: K_2CrO_4 color indicator (04/09/17)
WT chl LCS-68: 79.6 ppm (72.4-86.8) (06/30/17)

Continued on Page

Signed: [illegible] Date: 01/25/17

Read and Understood By

Signed: Date: 01/30/2017

Continued from Page

TestAmerica

THE LEADER IN ENVIRONMENTAL TESTING

Sample Dilution Log
Wet Chemistry

Method No.: CL- (4500-CL-B)

Analyst: HV

Prep Batch:

Analysis Date: 01/25/17

Analytical Batch: 416458

Job/Sample Number	Dilution Factor	Sample Volume (ml)	Final Volume (ml)	Diluent
127124-3l MS	2	50	100	DI H2O
127124-3l MSD	2	50	100	
127124-1l	40	2.5	100	
127124-2k	40	2.5	100	
62659-1c	4	25	100	
62659-2c	4	25	100	
62659-3c	2	50	100	

EDS-WI-101, Rev 0
05/24/11

PROJECT Ignitability 1020

Notebook No. 674

Continued from Page

Batch	Job	Sample	Matrix	Result	Time
		p-Xylene		FP 81°F	10:52
		p-xylene		FP 81°F	10:56
416065		127124-1D		NFP 100, 120, 140, 160	11:11
		-1D dup		NFP 100, 120, 140, 160	11:14
		-2D		NFP 100, 120, 140, 160	11:27
		-3D		NFP 100, 120, 140, 160	11:40
		127171-1D		NFP 100, 120, 140, 160, 200	11:54
		-5D		NFP 100, 120, 140, 160, 200	12:08
		-11D		NFP 100, 120, 140, 160, 200	12:21
		-13D		NFP 100, 120, 140, 160, 200	12:34
		-15D		NFP 100, 120, 140, 160, 200	12:48
		-17D		NFP 100, 120, 140, 160, 200	13:00
		-19D		NFP 100, 120, 140, 160, 200	13:13
		-21A		NFP 100, 120, 140, 148, 152, 156, FP 160, 158, 157	13:25
		-22D		NFP 100, 120, 140, 160, 200	13:37
		-24D		NFP 100, 120, 140, 160, 200	13:51
		127177-1A		NFP 100, 120, 140, 160, 172 FP 200, 180, 176, 174, 173	14:14
		-2D		NFP 100, 120, 140, 160, 200	14:27
		127178-2B		NFP 100, 120, 140, 160, 200	14:39
		-3F		NFP 100, 120, 140, 160, 200	14:52

Room Temp - 23.0°C
Propane - Benzomatic / M1003
p-Xylene - 157554
Pressure - 29.66 inHg = 753 mmHg

* 127171-21A 157 - (0.06×(760-753)) = 157.42
* 127177-1A 173 - (0.06×(760-753)) = 173.42

Continued on Page

Read and Understood By

Signed 1/23 Date Signed Date

PROJECT pH / corrosivity

Continued from Page

Batch	Job	Sample	Matrix	DIL	pH1	pH2	Temp	Time
		CCV			7.04	7.03	22.8	12:56
		MB			5.96	5.93	22.6	13:01
		LCSSRM			6.04	6.03	22.9	13:03
416060		127011-1D		AA	6.42	6.41	22.2	13:05
		-1D Dup			6.41	6.37	22.0	13:07
		127014-1D			7.83	7.89	22.1	13:09
		127072-1C			7.77	7.78	22.3	13:11
		-2C			7.24	7.22	21.8	13:19
		127124-1D			7.40	7.45	22.3	13:21
		-2D			7.59	7.62	22.2	13:23
		CCV			7.04	7.03	22.7	13:25
		-3D			6.38	6.42	22.4	13:27
		127169-1E			7.19	7.19	22.4	13:29
		-3E			7.33	7.31	22.4	13:31
		127171-1D			8.32	8.33	22.3	13:33
		-5D			8.42	8.46	22.3	13:35
		-11D			6.25	6.21	22.1	13:37
		-13D			8.46	8.48	22.3	13:40
		-15D			7.65	7.63	21.6	13:43
		-17D			8.17	8.19	22.1	13:46
		-19D			7.81	7.82	22.5	13:49
		CCV			7.05	7.03	23.1	13:51
		-22D			9.23	9.25	22.2	13:53
		-24D			6.32	6.33	22.0	13:58
		127178-3F			9.86	9.90	21.7	14:03
		CCV			7.03	7.02	22.9	14:05

pH meter H
Reagent IN TALS

Continued on Page

Read and Understood By

Signed 1/23 Date Signed Date

PROJECT

Batch Sample ID		vol (ml)	°C	Res Cl2	pH	IDO	FDO	DO uptake	Seed correction	Result
CBOD5										
WSB	1					8.60	840	0.00		
WSB	2					8.59	859	0.00		>0.00
Seed	3	15				8.55	674			
1	4	20				8.53	592	2.61	0.1305	
	5	25				8.50	520	3.30	0.132	>0.129 CBOD 56
Seed	6	30				8.48	421	4.27	0.1423	
ICS	7	7.5				8.59	5.45	3.14	0.6798	98.8
ICS	8	7.5				8.60	5.07	3.53	.114	
ICS	9	7.5				8.61	5.32	3.29	.105	>106
127124-3	10	50	22.4	N	5.93 / 7.16	8.58	835			
-0.009 ARRF	11	100				8.56	842			
PCF	12	200				8.51	834	0.17	0.0	
127124-3	13	50				8.56	823			
	14	100				8.54	820			
DUP	15	200				8.59	830	0.28	0.0	
127124-1	16	10	22.4	N	6.98	8.50	816			
ARRF	17	25				8.27	764			
-0.084 INF	18	50				7.87	690			
		A				7.31	665			NCM
127124-2	19	50	22.4	N	7.17	8.44	812			
ARRF	20	100				8.25	769			
-0.044 PPF	21	200				7.88	699	0.89		0.3

Signed: [illegible] Date: 1/20/17

Read and Understood By: [illegible] Date: 1/25/17

Signed: [illegible] Date:

8:30 PDU @ 1100

8:33

8:35

8:37

Continued on Page

Batch Sample ID	vol (ml)	°C	Rsolt/pH	DO	FDO	DO uptake	Seed correction	Result	
★ 460-127229 By	24 (10x)	1	20.7/N/723	~~805~~ 804	6.97				
	25	3		851	5.21	3.30	0.69	2610	
	26	5		848	3.84	5.12		2658	2634
905 AM	27	10		847					
10 ml sample → 100 ml w/ DI				850					
	28	7.5		853	4.63	3.90		128	119
	29	7.5		853	4.91	3.62		117	122
new LCS	30	7.5		853	5.06	3.47		111	
LSB	1			852	851	0.01		0.01	
LSB	2			852	850	0.02			Bod
Seed	3	15		851	6.32				
H16416	4	20		850	5.69	2.81	0.1405		
	5	25		851	5.01	3.50	0.140		
Seed	6	30		847	4.33	4.14	0.138		0.1395
LCS	7	7.5		854	5.06	3.48	0.70	111	
LCS	8	7.5		853	4.98	3.57		115	
Cbod LCS	9	7.5		853	5.14	3.39		108	111
460-127232A1	10 (10x)	1	20.7/N/607	852	5.61	2.91		6630	
	11	3		850	2.16	6.34		5640	6135
124 PM Part	12	5		853	2				
10 ml sample → 100 ml w/ DI-H2O									
127232A1	13 (10x)	1		854	5.87	2.67		5910	
	14	3		853	2.16	6.37		5670	5790
130 PM Chip	15	5		850	2				
LSB	31			850	849	0.01			
LSB	32			848	844	0.04		0.025	

Continued on Page

Signed: Patricia Seals

Date: 1/25/17

Read and Understood By: PDO 1/30/17

Signed: [illegible]

Date

Notebook No. DL7468

Continued from Page

PROJECT 82

PROJECT 3 BOD

Notebook No. DG 718 85

Continued from Page

Batch	Sample ID	vol (mL)		QC/Res Ch/pH	IDO	FDO	DO uptake	Seed correction	Result
	USB	16			851	849	0.02	> 0.015	
	USB	17			851	850	0.01		
	460 12704M1	18	50	22.5/N/700	864	730	0.85	0.70	
		19	100		884	668	2.16	4.4	
	134 Dm/replat Cbod5	20	200		908	568	3.52	4.2	74

Read and Understood By

Signed Date 1/25/17

Signed Date

Continued on Page

341058

Solutions Used: Konelab AQUA20 & 20XT

TKN Reagent	I.D	Expires
Sodium Salicylate	3821199	11 Feb. 2017
Sodium Hypochlorite	3835817	30 Jan. 2017
Buffer	3835818	30 Jan. 2017

Standards:

Name	ID	Expiration
Ammonia as N 1000ppm	2934401	04/30/2017
CCV (2.5ppm)	3835819	01/24/2017
Second Source Ammonia as N 1000 ppm (ICV)	3671805	02/28/2018
Total Kjeldahl Nitrogen 1000ppm:		
LCS (2.5ppm)		
MS (1.0ppm)	2922244	06/30/2017

TKN curve Kone 01-12-2017
Batch # 339826
CURVE (5.0 ppm) : 3822736
ICV (2.5 ppm) : 3822737

341058

Calibration results AquaKem 7.0 Page: 1

Laboratory
Kone 1

1/23/2017 13:00

Test TKN

Accepted 1/12/2017 13:07

Factor 3.734
Bias 0.169

Coeff. of det. 0.999907

Errors Meas. error

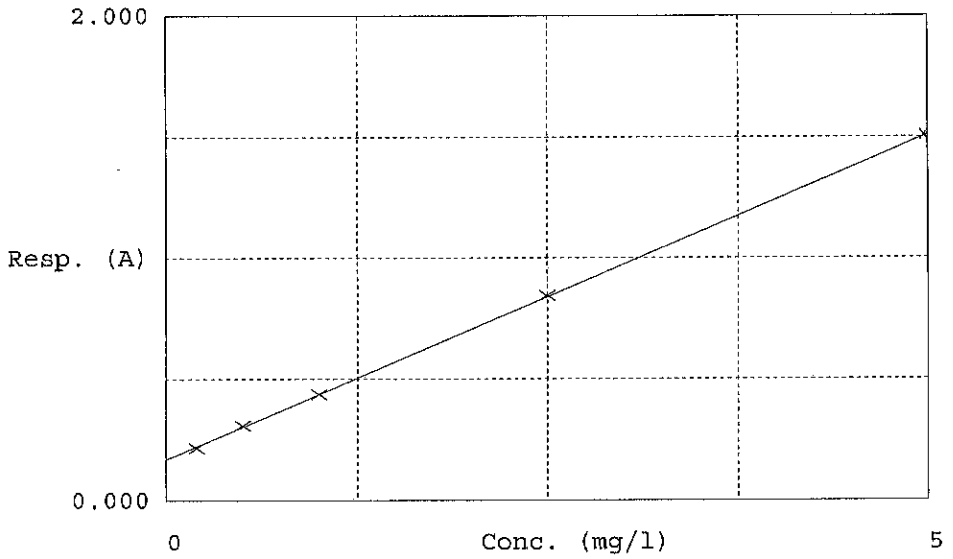

	Calibrator	Response	Calc. con.	Conc.	Errors
1	TKN-5.0	0.216	0.1739	0.2000	E.e. out of limit
2	TKN-5.0	0.308	0.5187	0.5000	E.e. out of limit
3	TKN-5.0	0.437	0.9990	1.0000	E.e. out of limit
4	TKN-5.0	0.844	2.5182	2.5000	E.e. out of limit
5	TKN-5.0	1.506	4.9903	5.0000	E.e. out of limit

341058

Check water blank AquaKem 7.0 Page: 1

Laboratory
Kone 1

1/23/2017 13:01

Performed 1/23/2017 9:50
MAX acceptable SD 2.0 mA

Wavelength	Abs (mA)	SD (mA)	SignGain	RefGain	Voltage (V)
340 nm	-209.3	0.6	0	0	5.7
405 nm	1.0	0.8	1	1	6.2
420 nm	217.6	0.9	1	1	6.2
460 nm	-148.7	0.7	0	0	6.2
480 nm	-187.8	0.7	0	0	5.7
520 nm	-211.4	0.6	0	0	5.4
540 nm	-223.1	0.6	0	0	5.6
575 nm	-233.5	0.6	0	0	5.4
600 nm	-240.7	0.5	0	0	5.3
630 nm	-244.0	0.5	0	0	4.8
660 nm	-247.3	0.5	0	0	5.0
700 nm	-250.9	0.5	0	0	4.5
880 nm	-235.7	0.5	0	0	4.2

341088

Results by Test AquaKem 7.0 Page: 1

Laboratory
Kone 1

Date : 1/23/2017
Time : 13:01

Test : TKN
Unit : mg/l

Sample	Result	Date and Time	Note	Dilut
CCV TKN	2.592	1/23/2017 10:35		
CCB TKN	0.085	1/23/2017 10:35		
mb 480-340959/1-	-0.058	1/23/2017 10:35		
lcs 480-340959/2	2.364	1/23/2017 10:35		
CCV TKN	2.533	1/23/2017 10:37		
CCB TKN	0.068	1/23/2017 10:37		
CCV TKN	2.596	1/23/2017 11:04		
CCB TKN	0.083	1/23/2017 11:04		
mb 480-340954/1-	0.078	1/23/2017 11:04	R	
lcs 480-340954/2	2.369	1/23/2017 11:04	R	
CCV TKN	2.518	1/23/2017 11:07		
CCB TKN	0.073	1/23/2017 11:07		
CCV TKN	2.522	1/23/2017 11:34		
CCB TKN	0.058	1/23/2017 11:34		
460-126963-f-4-a	0.840	1/23/2017 11:34		
460-126963-f-4-b	0.835	1/23/2017 11:34		
460-126963-f-5-a	0.995	1/23/2017 11:34		
460-126963-f-5-b	1.381	1/23/2017 11:34		
460-126963-f-6-a	0.984	1/23/2017 11:34		
460-127124-g-1-a	3.209	1/23/2017 11:34		
460-127124-g-2-a	2.646	1/23/2017 11:34		
460-127124-g-3-a	0.126	1/23/2017 11:34		
460-126963-l-13-	0.082	1/23/2017 11:34		
480-112337-d-1-d	0.358	1/23/2017 11:34		
CCV TKN	2.521	1/23/2017 11:43		
CCB TKN	0.061	1/23/2017 11:43		
480-112337-d-2-d	0.466	1/23/2017 11:43		
480-112337-d-~~3~~6-d	0.244	1/23/2017 11:43		
480-112349-f-1-i	2.446	1/23/2017 11:43		
480-112349-f-1-j	2.658	1/23/2017 11:43		
480-112349-f-2-i	2.355	1/23/2017 11:43		
480-112349-f-2-j	2.404	1/23/2017 11:43		
480-112372-b-1-b	1.981	1/23/2017 11:43		
480-112331-a-4-c	1.090	1/23/2017 11:43		
480-112331-a-4-d	1.953	1/23/2017 11:43		
CCV TKN	2.490	1/23/2017 11:52		
CCB TKN	0.059	1/23/2017 11:52		
480-112481-a-1-a	0.488	1/23/2017 11:52		
480-112481-a-1-b	1.399	1/23/2017 11:52		
480-112482-a-1-a	0.585	1/23/2017 11:52		
480-112483-a-1-a	0.684	1/23/2017 11:52		
480-112413-c-1-b	2.758	1/23/2017 11:52		
480-112413-a-2-b	3.822	1/23/2017 11:52		
480-112413-a-3-b	3.891	1/23/2017 11:52		
480-112350-e-1-b	1.200	1/23/2017 11:52		
CCV TKN	2.548	1/23/2017 12:00		
CCB TKN	0.055	1/23/2017 12:00		
480-112407-k-1-d	1.135	1/23/2017 12:00		
480-112486-c-1-a	3.015	1/23/2017 12:00		
480-112486-a-2-a	4.174	1/23/2017 12:00		
480-112462-c-1-a	0.245	1/23/2017 12:00		
480-112462-c-2-a	0.298	1/23/2017 12:00		
480-112462-c-3-a	0.719	1/23/2017 12:00		

CT 1-23-17 entered wrong # in prep

341058

Laboratory
Kone 1

Date : 1/23/2017
Time : 13:01

Test : TKN
Unit : mg/l

Sample	Result	Date and Time	Note	Dilut
480-112462-c-3-b	1.787	1/23/2017 12:00		
CCV TKN	2.559	1/23/2017 12:03		
CCB TKN	0.128	1/23/2017 12:03		
CCV TKN	2.707	1/23/2017 12:21		
CCB TKN	0.088	1/23/2017 12:21		
480-112415-a-1-b	5.924	1/23/2017 12:27	R	1+1.0
480-112486-a-3-a	5.300	1/23/2017 12:27	R	1+1.0
CCV TKN	2.576	1/23/2017 12:29		
CCB TKN	0.069	1/23/2017 12:29		
CCV TKN	2.601	1/23/2017 12:49		
CCB TKN	0.079	1/23/2017 12:49		
480-112480-a-1-a	0.684	1/23/2017 12:49	R	
480-112480-a-1-b	0.584	1/23/2017 12:49	R	
CCV TKN	2.565	1/23/2017 12:52		
CCB TKN	0.059	1/23/2017 12:52		

Historical Data Summary Report

For Batch 341058

Lab Sample ID	Client Sample	Method	Analyte	Prep Type	Unit	Data Points	Dilution	Result	Fail	3-Sigma Limits	Fail	Client Limits	
480-112337-D-2-D	MW-8S-01172017	351.2	Total Kjeldahl Nitrogen	Total/NA	mg/L	8	1.0	0.47	☐	0 - 0.72	☐	0 - 0.588	
480-112349-F-1-I	MBBR Influent	351.2	Total Kjeldahl Nitrogen	Total/NA	mg/L	8	1.0	489	☑	506.756 - 800.494	☐	444.8 - 865.2	
480-112349-F-1-J	MBBR Influent	351.2	Total Kjeldahl Nitrogen	Dissolved	mg/L	8	1.0	532	☐	520.865 - 769.385	☐	450.4 - 825.6	
480-112349-F-2-I	MBBR Effluent	351.2	Total Kjeldahl Nitrogen	Total/NA	mg/L	8	1.0	235	☐	0 - 626.075	☐	99.2 - 507.6	
480-112349-F-2-J	MBBR Effluent	351.2	Total Kjeldahl Nitrogen	Dissolved	mg/L	8	1.0	240	☐	0 - 577.862	☐	96 - 462	
480-112407-K-1-D	LEACHATE POND	351.2	Total Kjeldahl Nitrogen	Total/NA	mg/L as N	8	1.0	1.1	☐	0 - 3.582	☐	0.584 - 3.24	
480-112413-A-2-B	INFC	351.2	Total Kjeldahl Nitrogen	Total/NA	mg/L	8	1.0	7.6	☐	1.457 - 15.968	☐	5.76 - 18	
480-112413-A-3-B	PEC	351.2	Total Kjeldahl Nitrogen	Total/NA	mg/L	8	1.0	7.8	☐	3.972 - 13.353	☐	5.52 - 14.4	
480-112413-C-1-B	FEC	351.2	Total Kjeldahl Nitrogen	Total/NA	mg/L	8	1.0	2.8	☐	0 - 9.119	☐	0 - 7.8	
480-112462-C-1-A	DUP X	351.2	Total Kjeldahl Nitrogen	Total/NA	mg/L as N	8	1.0	0.25	☑	0 - 0	☑	0 - 0	ok
480-112462-C-2-A	MW-3	351.2	Total Kjeldahl Nitrogen	Total/NA	mg/L as N	8	1.0	0.30	☐	0 - 0.932	☐	0.248 - 0.984	
480-112462-C-3-A	MW-4	351.2	Total Kjeldahl Nitrogen	Total/NA	mg/L as N	8	1.0	0.72	☐	0 - 1.922	☐	0 - 2.04	
480-112486-A-2-A	INFC	351.2	Total Kjeldahl Nitrogen	Total/NA	mg/L	8	1.0	8.3	☐	1.457 - 15.968	☐	5.76 - 18	
480-112486-A-3-A	PEC	351.2	Total Kjeldahl Nitrogen	Total/NA	mg/L	8	2.0	11	☐	3.972 - 13.353	☐	5.52 - 14.4	
480-112486-C-1-A	FEC	351.2	Total Kjeldahl Nitrogen	Total/NA	mg/L	8	1.0	3.0	☐	0 - 9.119	☐	0 - 7.8	

TKN Digestion Logbook Form
Rev. 0
12/10/2007

TestAmerica Buffalo

TOTAL KJELDAHL NITROGEN DIGESTION LOG – Method 351.2

Digest. Date	Analyst Digest.	Job #	Sample ID	Flask #	Dilution	Comments
01/23/17	LAW	MB	BLANK	1		
		LCS	2.5	2		+ 0.0625 ml TKN STD
		460-126963	F4	3	1X	
			F4-DU	4	1X	
			F5	5	1X	
			F5-MS	6	1X	0.025ml TKN STD
			F6	7	1X	
		460-127124	G1	8	1X	
			G2	9	1X	
			G3	10	1X	
		460-126963	L13	11	1X	
		112337	D1	12	1X	
			D2	13	1X	
			D3 6 CT 1-23-17	14	1X	
		112349	F1	15	200X	0.125ml TO 25ml
			(3834970) F1 (FILTERED)	16	200X	
			LAW 1/23 ~~(3834971)~~ F2	17	100X	0.25ml TO 25ml
			(3834971) F2 (FILTERED)	18	100X	
		112372	B1	19	1X	
		112415	A1	20	1X	
		112331	A4	21	1X	
			A4-MS	22	1X	0.025ml TKN STD
			DILUENT	23		

EPPENDORFS: J12833C, J243850 & L20860C

Acid Digestion Solution: 3153647

Standards / QC: 2922244

Batch #: 340954

FILTRATION BATCH: 340953
112349 F1: 3834970
112349F2: 3834971

TestAmerica Buffalo
TOTAL KJELDAHL NITROGEN DIGESTION LOG – Method 351.2

Digest. Date	Analyst Digest.	Job #	Sample ID	Flask #	Dilution	Comments
1/23/17	LAW	MB	BLANK	24		
		LCS	2.5	25		+ 0.0625 ml TKN STD
		112480	A1	26	1X	
		↓	A1-DU	27	1X	
		112481	A1	28	1X	
		↓	A1-MS	29	1X	0.025ml TKN STD
		112482	A1	30	1X	
		112483	A1	31	1X	
		112413	C1	32	1X	
		↓	A2	33	2X	12.5ml TO 25ml
		↓	A3	34	2X	↓
		112350	E1	35	1X	
		112407	K1	36	1X	
		112486	C1	37	1X	
		↓	A2	38	2X	12.5ml TO 25ml
		↓	A3	39	2X	↓
		112462	C1	40	1X	
		↓	C2	41	1X	
		↓	C3	42	1X	
		↓	C3-MS	43	1X	0.025ml TO 25ml
			DILUENT	44		
			DILUENT	45		
			DILUENT	46		

EPPENDORFS: J12833C, J24385D & L20860C

Acid Digestion Solution: 3153647

Standards / QC: 2922244

Batch #: 340959

GENERAL CHEMISTRY BATCH WORKSHEET

Lab Name: TestAmerica Edison Job No.: 460-127124-1

SDG No.:

Batch Number: 415918 Batch Start Date: 01/21/17 17:56 Batch Analyst: Leye, Mamadou

Batch Method: 353.2 Batch End Date:

Lab Sample ID	Client Sample ID	Method Chain	Basis	FinalAmount	WTno3+2IM1 00415	WTno3+2IM2 00418	WTno3LCS 00024	WTntritLCS 00031	
ICV 460-415918/7		353.2		100 mL		5 mL			
LCSSRM 460-415918/10		353.2		10 mL			10 mL		
LCSSRM 460-415918/11		353.2		10 mL				10 mL	
460-127158-H-7 MS ^2		353.2	T	40 mL	2 mL				
460-127158-H-7 MSD ^2		353.2	T	40 mL	2 mL				
CCV 460-415918/19		353.2		100 mL		5 mL			
CCV 460-415918/27		353.2		100 mL		5 mL			

Batch Notes	
Batch Comment	A(114716-114723)-17 ; CCV: A114724-17 exp 01/25/17
Buffer Solution ID	C4191-17 exp 07/12/17
Color Reagent ID	C4192-17 exp 02/12/17

Basis	Basis Description
T	Total/NA

The pound sign (#) in the amount added field denotes that the reagent was used undiluted. All calculations are performed using the stated concentration for this reagent.

GENERAL CHEMISTRY BATCH WORKSHEET

Lab Name: TestAmerica Edison Job No.: 460-127124-1

SDG No.:

Batch Number: 416216 Batch Start Date: 01/24/17 10:00 Batch Analyst: Afremova, Izabella

Batch Method: Distill/Phenol Batch End Date: 01/24/17 13:00

Lab Sample ID	Client Sample ID	Method Chain	Basis	InitialAmount	FinalAmount	ChlorineCheck	Initial pH	Final pH	WTphenIM1 00255
MB 460-416216/1		Distill/Phenol, 420.1		50.0 mL	50.0 mL		6.01 SU	2.85 SU	
LCS 460-416216/2		Distill/Phenol, 420.1		50.0 mL	50.0 mL		6.05 SU	2.82 SU	0.2 mL
460-126717-F-1 MS		Distill/Phenol, 420.1	T	50.0 mL	50.0 mL	N	1.35 SU	2.86 SU	0.2 mL
460-126717-F-1 MSD		Distill/Phenol, 420.1	T	50.0 mL	50.0 mL	N	1.36 SU	2.87 SU	0.2 mL
460-127124-H-1	DW-INF	Distill/Phenol, 420.1	T	5.0 mL	50.0 mL	N	1.37 SU	2.86 SU	
460-127124-H-2	DW-PPF	Distill/Phenol, 420.1	T	50.0 mL	50.0 mL	N	1.31 SU	2.74 SU	
460-127124-H-3	DW-PCF	Distill/Phenol, 420.1	T	50.0 mL	50.0 mL	N	1.42 SU	2.83 SU	

Batch Notes	
Acid used for pH adjustment	(1:9) H3PO4 # C - 4228-17 exp.06/24/17
Copper II Sulfate Pentahydrate ID	# C - 4229-17 exp.06/24/17
Distillation Temperature	210 Degrees C
End Time	13:00 pm
Start Time	11:30 am

Basis	Basis Description
T	Total/NA

The pound sign (#) in the amount added field denotes that the reagent was used undiluted. All calculations are performed using the stated concentration for this reagent.

GENERAL CHEMISTRY BATCH WORKSHEET

Lab Name: TestAmerica Edison Job No.: 460-127124-1

SDG No.:

Batch Number: 416247 Batch Start Date: 01/24/17 12:16 Batch Analyst: Kamenetskaya, Raisa

Batch Method: 420.1 Batch End Date: 01/24/17 14:30

Lab Sample ID	Client Sample ID	Method Chain	Basis	FinalAmount	WTphenSS1 00026				
ICV 460-416247/1		420.1		100 mL	0.1 mL				
CCV 460-416247/3		420.1		100 mL	0.1 mL				
CCV 460-416247/15		420.1		100 mL	0.1 mL				
CCV 460-416247/24		420.1		100 mL	0.1 mL				

Batch Notes	
Batch Comment	A (114726-114732)17, CCV A (114725)17 exp 2/18/17
Buffer Solution ID	C 4205-17 exp 7/18/17
Color Reagent 1 ID	K3Fe(Cn)6 C 4206-17 exp 1/25/17
Color Reagent 2 ID	4 AAP C 4230-17 exp 1/24/17

Basis	Basis Description

The pound sign (#) in the amount added field denotes that the reagent was used undiluted. All calculations are performed using the stated concentration for this reagent.

GENERAL CHEMISTRY BATCH WORKSHEET

Lab Name: TestAmerica Edison Job No.: 460-127124-1

SDG No.:

Batch Number: 415769 Batch Start Date: 01/20/17 11:30 Batch Analyst: Pierre, Philippe X

Batch Method: I 1230 Batch End Date: 01/20/17 12:30

Lab Sample ID	Client Sample ID	Method Chain	Basis	FinalAmount	WThcrIM2 00049	WThcrIM4 00052	WThcrwLCS 00063		
IC 460-415769/1		I 1230		50 mL					
IC 460-415769/2		I 1230		50 mL	0.05 mL				
IC 460-415769/3		I 1230		50 mL	0.25 mL				
IC 460-415769/4		I 1230		50 mL	0.375 mL				
IC 460-415769/5		I 1230		50 mL	0.5 mL				
IC 460-415769/6		I 1230		50 mL	1 mL				
ICV 460-415769/7		I 1230		50 mL		0.375 mL			
ICB 460-415769/8		I 1230		50 mL					
MB 460-415769/9		I 1230		50 mL					
LCSSRM 460-415769/10		I 1230		50 mL			5 mL		
460-127124-E-3	DW-PCF	I 1230	T	50 mL					
460-127124-E-3 DU	DW-PCF	I 1230	T	50 mL					
460-127124-E-3 MS	DW-PCF	I 1230	T	50 mL	0.15 mL				
460-127124-E-1	DW-INF	I 1230	T	50 mL					
460-127124-E-2	DW-PPF	I 1230	T	50 mL					
CCV 460-415769/16		I 1230		50 mL		0.375 mL			
CCB 460-415769/17		I 1230		50 mL					

Batch Notes	
Color Reagent ID	C-4143-16 Exp.: 01/23/2017
Sulfuric Acid Reagent ID Number	C-4140-16 Exp.: 06/22/2017

Basis	Basis Description
T	Total/NA

The pound sign (#) in the amount added field denotes that the reagent was used undiluted. All calculations are performed using the stated concentration for this reagent.

GENERAL CHEMISTRY BATCH WORKSHEET

Lab Name: TestAmerica Edison Job No.: 460-127124-1

SDG No.:

Batch Number: 416458 Batch Start Date: 01/25/17 16:45 Batch Analyst: Vu, Huan

Batch Method: SM 4500 Cl- B Batch End Date: 01/25/17 17:42

Lab Sample ID	Client Sample ID	Method Chain	Basis	FinalAmount	WTchlLCS 00068	WTchlSP1 00022	AnalysisComment		
MB 460-416458/1		SM 4500 Cl- B		100 mL			B-0434-17 : 0.0141 N AgNO3 exp:07/20/17		
LCSSRM 460-416458/2 ^2		SM 4500 Cl- B		100 mL	50 mL		B-0322-16 : K2CrO4 exp:04/08/17		
460-127124-L-3	DW-PCF	SM 4500 Cl- B	T	100 mL					
460-127124-L-3 MS ^2	DW-PCF	SM 4500 Cl- B	T	100 mL		2.5 mL			
460-127124-L-3 MSD ^2	DW-PCF	SM 4500 Cl- B	T	100 mL		2.5 mL			
460-127124-L-1 ^40	DW-INF	SM 4500 Cl- B	T	100 mL					
460-127124-K-2 ^40	DW-PPF	SM 4500 Cl- B	T	100 mL					

Batch Notes	

Basis	Basis Description
T	Total/NA

The pound sign (#) in the amount added field denotes that the reagent was used undiluted. All calculations are performed using the stated concentration for this reagent.

GENERAL CHEMISTRY BATCH WORKSHEET

Lab Name: TestAmerica Edison Job No.: 460-127124-1

SDG No.:

Batch Number: 416399 Batch Start Date: 01/25/17 11:19 Batch Analyst: Leye, Mamadou

Batch Method: 1664A Batch End Date:

Lab Sample ID	Client Sample ID	Method Chain	Basis	Initial pH	Final pH	InitialAmount	FinalAmount	PrepDate	PrepTime
MB 460-416399/1		1664A		2.0 SU	2.0 SU	1000 mL	1000 mL	01/25/2017	10:00
LCS 460-416399/2		1664A		2.0 SU	2.0 SU	1000 mL	1000 mL	01/25/2017	10:00
LCSD 460-416399/3		1664A		2.0 SU	2.0 SU	1000 mL	1000 mL	01/25/2017	10:00
460-126897-G-1 MS		1664A	T	2.0 SU	2.0 SU	990 mL	1000 mL	01/25/2017	10:00
460-127124-J-1	DW-INF	1664A	T	2.0 SU	2.0 SU	1000 mL	1000 mL	01/25/2017	10:00
460-127124-J-2	DW-PPF	1664A	T	2.0 SU	2.0 SU	1000 mL	1000 mL	01/25/2017	10:00
460-127124-I-3	DW-PCF	1664A	T	2.0 SU	2.0 SU	1000 mL	1000 mL	01/25/2017	10:00

Lab Sample ID	Client Sample ID	Method Chain	Basis	RECTUBE#	ReceiverTube	HEMWgt1	HEMWgt2	Weight2OK	SGTRECTUBE#
MB 460-416399/1		1664A		1	6.3551 g	6.3562 g	6.3561 g	Pass 0.0005g	1
LCS 460-416399/2		1664A		2	6.2994 g	6.3347 g	6.3345 g	Pass 0.0005g	2
LCSD 460-416399/3		1664A		3	6.3657 g	6.4020 g	6.4021 g	Pass 0.0005g	3
460-126897-G-1 MS		1664A	T	6	6.3076 g	6.3436 g	6.3435 g	Pass 0.0005g	5
460-127124-J-1	DW-INF	1664A	T	15	6.3506 g	6.3577 g	6.3575 g	Pass 0.0005g	13
460-127124-J-2	DW-PPF	1664A	T	16	6.3643 g	6.3696 g	6.3698 g	Pass 0.0005g	14
460-127124-I-3	DW-PCF	1664A	T	17	6.3968 g	6.3998 g	6.3997 g	Pass 0.0005g	15

Lab Sample ID	Client Sample ID	Method Chain	Basis	SGTRecTube	SGTWgt1	SGTWgt2	SGTWeightOne%Diff	Residue	Residue2
MB 460-416399/1		1664A		6.3550 g	6.3557 g	6.3557 g	Pass 0.0005g %	0.0011 g	0.001 g
LCS 460-416399/2		1664A		6.2991 g	6.3122 g	6.3125 g	Pass 0.0005g %	0.0353 g	0.0351 g
LCSD 460-416399/3		1664A		6.3651 g	6.3805 g	6.3803 g	Pass 0.0005g %	0.0363 g	0.0364 g
460-126897-G-1 MS		1664A	T	6.3078 g	6.3210 g	6.3213 g	Pass 0.0005g %	0.036 g	0.0359 g
460-127124-J-1	DW-INF	1664A	T	6.3495 g	6.3552 g	6.3551 g	Pass 0.0005g %	0.0071 g	0.0069 g
460-127124-J-2	DW-PPF	1664A	T	6.3640 g	6.3680 g	6.3681 g	Pass 0.0005g %	0.0053 g	0.0055 g
460-127124-I-3	DW-PCF	1664A	T	6.3965 g	6.3986 g	6.3986 g	Pass 0.0005g %	0.003 g	0.0029 g

The pound sign (#) in the amount added field denotes that the reagent was used undiluted. All calculations are performed using the stated concentration for this reagent.

GENERAL CHEMISTRY BATCH WORKSHEET

Lab Name: TestAmerica Edison Job No.: 460-127124-1

SDG No.:

Batch Number: 416399 Batch Start Date: 01/25/17 11:19 Batch Analyst: Leye, Mamadou

Batch Method: 1664A Batch End Date:

Lab Sample ID	Client Sample ID	Method Chain	Basis	SGTResidue1	SGTResidue2	CalcMsg	WT1664LCS 00012		
MB 460-416399/1		1664A		0.0007 g	0.0007 g	OK			
LCS 460-416399/2		1664A		0.0131 g	0.0134 g	OK	1000 mL		
LCSD 460-416399/3		1664A		0.0154 g	0.0152 g	OK	1000 mL		
460-126897-G-1 MS		1664A	T	0.0132 g	0.0135 g	OK	1000 mL		
460-127124-J-1	DW-INF	1664A	T	0.0057 g	0.0056 g	OK			
460-127124-J-2	DW-PPF	1664A	T	0.004 g	0.0041 g	OK			
460-127124-I-3	DW-PCF	1664A	T	0.0021 g	0.0021 g	OK			

The pound sign (#) in the amount added field denotes that the reagent was used undiluted. All calculations are performed using the stated concentration for this reagent.

GENERAL CHEMISTRY BATCH WORKSHEET

Lab Name: TestAmerica Edison Job No.: 460-127124-1

SDG No.:

Batch Number: 416399 Batch Start Date: 01/25/17 11:19 Batch Analyst: Leye, Mamadou

Batch Method: 1664A Batch End Date:

Batch Notes	
Acetone ID	JT Baker/137485
Acid Used for pH Adjustment ID	1:1 H2SO4: JT Baker/56441
Balance ID	29
Cal check after 1st Weighing - 1g	1.0001 g
Cal check after 1st Weighing - 2 mg	0.0021 g
Cal check after 2nd Weighing - 1g	0.9999 g
Cal check after 2nd Weighing - 2 mg	0.0020 g
Cal check before 1st Weighing - 1g	1.0000 g
Cal check before 1st Weighing - 2 mg	0.0021 g
Cal check before 2nd Weighing - 1g	1.0001 g
Cal check before 2nd Weighing - 2 mg	0.0019 g
Concentration End Time	01/25/2017 13:40
Concentration Start Time	01/25/2017 10:00
Evaporator Temperature	60 Celsius
Filter Paper ID	Whatman# 917529
Hexane ID	JT Baker/146278
Methanol ID	Fisher/162765
Na2SO4 ID	Environmental Express/193774
Nominal Amount Used	1000 mL
Perform Calculation (0=No, 1=Yes)	Yes
Silica Gel ID	Fisher/164124
Speedvap ID	37862
Weight Set ID	S/N 1000128275 (1g)/ # 75367 (2mg)

Basis	Basis Description
T	Total/NA

The pound sign (#) in the amount added field denotes that the reagent was used undiluted. All calculations are performed using the stated concentration for this reagent.

GENERAL CHEMISTRY BATCH WORKSHEET

Lab Name: TestAmerica Edison Job No.: 460-127124-1

SDG No.:

Batch Number: 415793 Batch Start Date: 01/20/17 17:00 Batch Analyst: Gao, Yong X

Batch Method: D3987-85 Batch End Date: 01/21/17 09:00

Lab Sample ID	Client Sample ID	Method Chain	Basis	InitialAmount	FinalAmount	Final pH	AnalysisComment		
LB 460-415793/1		D3987-85, SM 2540B		70 g	1400 mL	6.10 SU	DI water		

Batch Notes	
Batch Comment	10% H2SO4 preserved

Basis	Basis Description

The pound sign (#) in the amount added field denotes that the reagent was used undiluted. All calculations are performed using the stated concentration for this reagent.

GENERAL CHEMISTRY BATCH WORKSHEET

Lab Name: TestAmerica Edison Job No.: 460-127124-1

SDG No.:

Batch Number: 416191 Batch Start Date: 01/24/17 09:01 Batch Analyst: Staib, Patricia L

Batch Method: SM 2540B Batch End Date: 01/25/17 09:55

Lab Sample ID	Client Sample ID	Method Chain	Basis	InitialAmount	FinalAmount	CrucibleID	TareWeight	Weight1	Weight2
MB 460-416191/1		SM 2540B		100 mL	100 mL	NW	64.4179 g	64.4179 g	64.4179 g
LCSSRM 460-416191/2		SM 2540B		100 mL	100 mL	QA	66.4144 g	66.4711 g	66.4708 g
460-127124-M-1	DW-INF	SM 2540B	T	25 mL	100 mL	SH	63.4488 g	63.5409 g	63.5410 g
460-127124-K-2	DW-PPF	SM 2540B	T	50 mL	100 mL	PP	62.9133 g	63.0946 g	63.0942 g
460-127124-J-3	DW-PCF	SM 2540B	T	100 mL	100 mL	DR	65.8319 g	65.8538 g	65.8534 g
LB 460-415793/1-A		SM 2540B		100 mL	100 mL	AU	65.3203 g	65.3203 g	65.3202 g

Lab Sample ID	Client Sample ID	Method Chain	Basis	Weight3	WeightOne%Diff	Residue	Residue2	Residue3	CalcMsg
MB 460-416191/1		SM 2540B		0 g	PASS	0 g	0 g	NaN g	OK
LCSSRM 460-416191/2		SM 2540B		0 g	PASS	0.0567000000000064 g	0.0563999999999965 g	NaN g	OK
460-127124-M-1	DW-INF	SM 2540B	T	0 g	PASS	0.0921000000000021 g	0.0921999999999983 g	NaN g	OK
460-127124-K-2	DW-PPF	SM 2540B	T	0 g	PASS	0.1813 g	0.180900000000001 g	NaN g	OK
460-127124-J-3	DW-PCF	SM 2540B	T	0 g	PASS	0.0219000000000023 g	0.0214999999999989 g	NaN g	OK
LB 460-415793/1-A		SM 2540B		0 g	PASS	0 g	-0.00010000000000332 g	NaN g	OK

Lab Sample ID	Client Sample ID	Method Chain	Basis	WTtsLCS 00084					
MB 460-416191/1		SM 2540B							
LCSSRM 460-416191/2		SM 2540B		100 mL					
460-127124-M-1	DW-INF	SM 2540B	T						
460-127124-K-2	DW-PPF	SM 2540B	T						
460-127124-J-3	DW-PCF	SM 2540B	T						
LB 460-415793/1-A		SM 2540B							

The pound sign (#) in the amount added field denotes that the reagent was used undiluted. All calculations are performed using the stated concentration for this reagent.

GENERAL CHEMISTRY BATCH WORKSHEET

Lab Name: TestAmerica Edison Job No.: 460-127124-1

SDG No.:

Batch Number: 416191 Batch Start Date: 01/24/17 09:01 Batch Analyst: Staib, Patricia L

Batch Method: SM 2540B Batch End Date: 01/25/17 09:55

Batch Notes	
Balance ID	27
Constant Weight (WT2) Date/Time In	1-25-17@7:59
Constant Weight (WT2) Date/Time Out	1-25-17@9:21
Constant Weight (WT2) Temp In	104 Celsius
Constant Weight (WT2) Temp Out	104 Celsius
Uncorrected CW (Wt2) Temp In	104 Celsius
Uncorrected CW (Wt2) Temp Out	104 Celsius
Corrected Temperature in Oven	104 Celsius
Corrected Temperature out of Oven	104 Celsius
Date/Time Samples placed in Oven	1-24-17@9:16
Date/Time Samples Removed from Oven	1-25-17@7:23
Nominal Amount Used	100 mL
Oven ID	36221
Perform Calculation (0=No, 1=Yes)	1
Uncorrected In Temperature	104 Celsius
Uncorrected Out Temperature	104 Celsius

Basis	Basis Description
T	Total/NA

The pound sign (#) in the amount added field denotes that the reagent was used undiluted. All calculations are performed using the stated concentration for this reagent.

GENERAL CHEMISTRY BATCH WORKSHEET

Lab Name: TestAmerica Edison Job No.: 460-127124-1

SDG No.:

Batch Number: 416181 Batch Start Date: 01/24/17 07:51 Batch Analyst: Staib, Patricia L

Batch Method: SM 2540D Batch End Date: 01/24/17 11:57

Lab Sample ID	Client Sample ID	Method Chain	Basis	FinalAmount	CrucibleID	TareWeight	InitialAmount	Weight1	Weight2
MB 460-416181/1		SM 2540D		100 mL	FSUUN 0.1196	0.1196 g	1000 mL	0.1196 g	0.1197 g
LCSSRM 460-416181/2		SM 2540D		100 mL	FSUUP 0.1158	0.1158 g	50 mL	0.1202 g	0.1205 g
460-127124-L-1	DW-INF	SM 2540D	T	100 mL	FSUUQ 0.1196	0.1196 g	100 mL	0.1535 g	0.1537 g
460-127124-L-1 DU	DW-INF	SM 2540D	T	100 mL	FSUUR 0.1195	0.1195 g	100 mL	0.1525 g	0.1525 g
460-127124-M-2	DW-PPF	SM 2540D	T	100 mL	FSUV1 0.1153	0.1153 g	250 mL	0.1327 g	0.1323 g
460-127124-M-2 DU	DW-PPF	SM 2540D	T	100 mL	FSUV3 0.1162	0.1162 g	250 mL	0.1342 g	0.1339 g
460-127124-K-3	DW-PCF	SM 2540D	T	100 mL	FSUVC 0.1159	0.1159 g	1000 mL	0.1165 g	0.1166 g

Lab Sample ID	Client Sample ID	Method Chain	Basis	Weight3	WeightOne%Diff	Residue	Residue2	ResDishWt	DishWeight
MB 460-416181/1		SM 2540D		0 g	PASS <0.5mg	0 g	0.0001 g	0.1197 g	0.1196 g
LCSSRM 460-416181/2		SM 2540D		0 g	PASS <0.5mg	0.0044 g	0.0047 g	0.1205 g	0.1158 g
460-127124-L-1	DW-INF	SM 2540D	T	0 g	PASS <0.5mg	0.0339 g	0.0341 g	0.1537 g	0.1196 g
460-127124-L-1 DU	DW-INF	SM 2540D	T	0 g	PASS <0.5mg	0.033 g	0.033 g	0.1525 g	0.1195 g
460-127124-M-2	DW-PPF	SM 2540D	T	0 g	PASS <0.5mg	0.0174 g	0.017 g	0.1323 g	0.1153 g
460-127124-M-2 DU	DW-PPF	SM 2540D	T	0 g	PASS <0.5mg	0.018 g	0.0177 g	0.1339 g	0.1162 g
460-127124-K-3	DW-PCF	SM 2540D	T	0 g	PASS <0.5mg	0.0006 g	0.0007 g	0.1166 g	0.1159 g

Lab Sample ID	Client Sample ID	Method Chain	Basis	WTtssLCS 00065					
MB 460-416181/1		SM 2540D							
LCSSRM 460-416181/2		SM 2540D		50 mL					
460-127124-L-1	DW-INF	SM 2540D	T						
460-127124-L-1 DU	DW-INF	SM 2540D	T						
460-127124-M-2	DW-PPF	SM 2540D	T						
460-127124-M-2 DU	DW-PPF	SM 2540D	T						
460-127124-K-3	DW-PCF	SM 2540D	T						

The pound sign (#) in the amount added field denotes that the reagent was used undiluted. All calculations are performed using the stated concentration for this reagent.

GENERAL CHEMISTRY BATCH WORKSHEET

Lab Name: TestAmerica Edison Job No.: 460-127124-1

SDG No.:

Batch Number: 416181 Batch Start Date: 01/24/17 07:51 Batch Analyst: Staib, Patricia L

Batch Method: SM 2540D Batch End Date: 01/24/17 11:57

Batch Notes	
Balance ID	27
Constant Weight (WT2) Date/Time In	1-24-17@10:35
Constant Weight (WT2) Date/Time Out	1-24-17@11:39
Constant Weight (WT2) Temp In	104 Celsius
Constant Weight (WT2) Temp Out	104 Celsius
Uncorrected CW (Wt2) Temp In	102 Celsius
Uncorrected CW (Wt2) Temp Out	102 Celsius
Corrected Temperature in Oven	104 Celsius
Corrected Temperature out of Oven	104 Celsius
Date/Time Samples placed in Oven	1-24-17@8:52
Date/Time Samples Removed from Oven	1-24-17@10:01
Filter Paper ID	EnviroExpress 600015 73 R1
Nominal Amount Used	100 mL
Oven ID	36233
Perform Calculation (0=No, 1=Yes)	1
Uncorrected In Temperature	102 Celsius
Uncorrected Out Temperature	102 Celsius

Basis	Basis Description
T	Total/NA

The pound sign (#) in the amount added field denotes that the reagent was used undiluted. All calculations are performed using the stated concentration for this reagent.

GENERAL CHEMISTRY BATCH WORKSHEET

Lab Name: TestAmerica Edison Job No.: 460-127124-1

SDG No.:

Batch Number: 416060 Batch Start Date: 01/23/17 12:56 Batch Analyst: Hu, Youhao

Batch Method: SM 4500 H+ B Batch End Date: 01/23/17 14:20

Lab Sample ID	Client Sample ID	Method Chain	Basis	FinalAmount	SampleTemp	pHRead1	pHRead2	CalcMsg	WTpHCCV 00034
CCV 460-416060/1		SM 4500 H+ B		20 mL	22.8 Celsius	7.04 SU	7.03 SU	Read 2 Pass	20 mL
MB 460-416060/2		SM 4500 H+ B		20 mL	22.6 Celsius	5.96 SU	5.93 SU	Read 2 Pass	
LCSSRM 460-416060/3		SM 4500 H+ B		20 mL	22.9 Celsius	6.04 SU	6.03 SU	Read 2 Pass	
460-127011-D-1 DU		SM 4500 H+ B	T	20 mL	22.0 Celsius	6.41 SU	6.37 SU	Read 2 Pass	
460-127124-D-1	DW-INF	SM 4500 H+ B	T	20 mL	22.3 Celsius	7.40 SU	7.45 SU	Read 2 Pass	
460-127124-D-2	DW-PPF	SM 4500 H+ B	T	20 mL	22.2 Celsius	7.59 SU	7.62 SU	Read 2 Pass	
CCV 460-416060/11		SM 4500 H+ B		20 mL	22.7 Celsius	7.04 SU	7.03 SU	Read 2 Pass	20 mL
460-127124-C-3	DW-PCF	SM 4500 H+ B	T	20 mL	22.4 Celsius	6.38 SU	6.42 SU	Read 2 Pass	
CCV 460-416060/22		SM 4500 H+ B		20 mL	23.1 Celsius	7.05 SU	7.03 SU	Read 2 Pass	20 mL

Lab Sample ID	Client Sample ID	Method Chain	Basis	WTpHLCS 00019					
CCV 460-416060/1		SM 4500 H+ B							
MB 460-416060/2		SM 4500 H+ B							
LCSSRM 460-416060/3		SM 4500 H+ B		20 mL					
460-127011-D-1 DU		SM 4500 H+ B	T						
460-127124-D-1	DW-INF	SM 4500 H+ B	T						
460-127124-D-2	DW-PPF	SM 4500 H+ B	T						
CCV 460-416060/11		SM 4500 H+ B							
460-127124-C-3	DW-PCF	SM 4500 H+ B	T						
CCV 460-416060/22		SM 4500 H+ B							

The pound sign (#) in the amount added field denotes that the reagent was used undiluted. All calculations are performed using the stated concentration for this reagent.

GENERAL CHEMISTRY BATCH WORKSHEET

Lab Name: TestAmerica Edison Job No.: 460-127124-1

SDG No.:

Batch Number: 416060 Batch Start Date: 01/23/17 12:56 Batch Analyst: Hu, Youhao

Batch Method: SM 4500 H+ B Batch End Date: 01/23/17 14:20

Batch Notes	
pH Buffer 1 ID	Buffer 2 : Ricca/2510D90 exp;10/17
pH Buffer 2 ID	Buffer 4 : Orion/910104 exp;09/17
pH Buffer 3 ID	Buffer 7 : Fisher/160909 exp;03/18
pH Buffer 4 ID	Buffer 10 : Fisher/160911 exp;03/18
pH Buffer 5 ID	Buffer 12 : Ricca 2503D16 exp 10/17
Instrument ID	pH meter : H

Basis	Basis Description
T	Total/NA

The pound sign (#) in the amount added field denotes that the reagent was used undiluted. All calculations are performed using the stated concentration for this reagent.

GENERAL CHEMISTRY BATCH WORKSHEET

Lab Name: TestAmerica Edison Job No.: 460-127124-1

SDG No.:

Batch Number: 415808 Batch Start Date: 01/20/17 16:15 Batch Analyst: Esteban, Maria

Batch Method: SM 5210B Batch End Date: 01/25/17 12:00

Lab Sample ID	Client Sample ID	Method Chain	Basis	InitialTemp	Initial pH	Final pH	InitialAmount	FinalAmount	CBODInstResult
USB 460-415808/1		SM 5210B					300 mL	300 mL	0.00 mg/L
LCS 460-415808/2		SM 5210B					7.5 mL	300 mL	106 mg/L
460-127124-L-3	DW-PCF	SM 5210B	T	22.4 Celsius	5.83	7.16 SU	200 mL	300 mL	0.00 mg/L
460-127124-L-3 DU	DW-PCF	SM 5210B	T				200 mL	300 mL	0.00 mg/L
460-127124-K-2	DW-PPF	SM 5210B	T	22.4 Celsius		7.17 SU	200 mL	300 mL	0.3 mg/L

Lab Sample ID	Client Sample ID	Method Chain	Basis	CalcMsg	WTbodLCS 00032				
USB 460-415808/1		SM 5210B		OK					
LCS 460-415808/2		SM 5210B		OK	7.5 mL				
460-127124-L-3	DW-PCF	SM 5210B	T	OK					
460-127124-L-3 DU	DW-PCF	SM 5210B	T	OK					
460-127124-K-2	DW-PPF	SM 5210B	T	OK					

Batch Notes	
Alkali-azide ID	Hach A 5327 exp 11-18
Sulfuric Acid Lot Number	Macron 0000143508 exp 4-21
Manganous Sulfate ID	Hach A 5258 exp 8-20
Sodium Thiosulfate Reagent ID Number	Fisher lot 161488 exp 3-18 0.0236N std exp 4-10-17
Nitrification Inhibitor ID	Hach A 6231 exp 8-19
Nutrient Buffer Pillow ID	Hach A 6314 exp 11-21
Perform Calculation (0=No, 1=Yes)	1
Seed ID	InterLab lot 201605 exp 5-18
Starch Lot Number	6051647 exp 5-17
Starch Vendor	Aqua Solutions

Basis	Basis Description
T	Total/NA

The pound sign (#) in the amount added field denotes that the reagent was used undiluted. All calculations are performed using the stated concentration for this reagent.

GENERAL CHEMISTRY BATCH WORKSHEET

Lab Name: TestAmerica Edison Job No.: 460-127124-1

SDG No.:

Batch Number: 416416 Batch Start Date: 01/25/17 13:13 Batch Analyst: Staib, Patricia L

Batch Method: SM 5210B Batch End Date: 01/30/17 09:00

Lab Sample ID	Client Sample ID	Method Chain	Basis	InitialTemp	Final pH	ResidualChloCheck	InitialAmount	FinalAmount	CBODInstResult
LCS 460-416416/2		SM 5210B					7.5 mL	300 mL	111 mg/L
460-127252-A-1 DU		SM 5210B	T				3 mL	300 mL	579.0 mg/L
USB 460-416416/5		SM 5210B					300 mL	300 mL	0.03 mg/L
460-127124-M-1	DW-INF	SM 5210B	T	22.5 Celsius	7.00 SU	N	200 mL	300 mL	4.3 mg/L

Lab Sample ID	Client Sample ID	Method Chain	Basis	CalcMsg	WTbodLCS 00032				
LCS 460-416416/2		SM 5210B		OK	7.5 mL				
460-127252-A-1 DU		SM 5210B	T	OK					
USB 460-416416/5		SM 5210B		OK					
460-127124-M-1	DW-INF	SM 5210B	T	OK					

Batch Notes	
Alkali-azide ID	Hach A 5327 exp 11-18
Sulfuric Acid Lot Number	Macron 0000143508 exp 4-21
Incubator ID	1N H2SO4 Macron 110063 exp 2-7-17
Manganous Sulfate ID	Hach A 5258 exp 8-20
Sodium Thiosulfate Reagent ID Number	fisher lot 161488 exp 3-18 0.0236N std exp 4-10-17
Sodium Hydroxide ID	Fisher 155395 1N NaOH exp 2-18-17
Nitrification Inhibitor ID	Hach A6231 exp 8-19
Nutrient Buffer Pillow ID	Hach A 6314 exp 11-21
Perform Calculation (0=No, 1=Yes)	1
Seed ID	InterLab lot201605 exp 5-18
Starch Lot Number	6051647 exp 5-17
Starch Vendor	Aqua Solutions

The pound sign (#) in the amount added field denotes that the reagent was used undiluted. All calculations are performed using the stated concentration for this reagent.

GENERAL CHEMISTRY BATCH WORKSHEET

Lab Name: TestAmerica Edison Job No.: 460-127124-1

SDG No.:

Batch Number: 416416 Batch Start Date: 01/25/17 13:13 Batch Analyst: Staib, Patricia L

Batch Method: SM 5210B Batch End Date: 01/30/17 09:00

Basis	Basis Description
T	Total/NA

The pound sign (#) in the amount added field denotes that the reagent was used undiluted. All calculations are performed using the stated concentration for this reagent.

GENERAL CHEMISTRY BATCH WORKSHEET

Lab Name: TestAmerica Edison Job No.: 460-127124-1

SDG No.:

Batch Number: 416628 Batch Start Date: 01/26/17 12:25 Batch Analyst: Parillo, Jasmine

Batch Method: Total Nitrogen Batch End Date:

Lab Sample ID	Client Sample ID	Method Chain	Basis	AnalysisComment					
460-127124-A-1	DW-INF	Total Nitrogen	T	Total Nitrogen= TKN+NO3+NO2; TKN results from sub lab					

Batch Notes	

Basis	Basis Description
T	Total/NA

The pound sign (#) in the amount added field denotes that the reagent was used undiluted. All calculations are performed using the stated concentration for this reagent.

GENERAL CHEMISTRY BATCH WORKSHEET

Lab Name: TestAmerica Buffalo Job No.: 460-127124-1

SDG No.:

Batch Number: 340954 Batch Start Date: 01/23/17 04:32 Batch Analyst: Wolfe, Larry A

Batch Method: 351.2 Batch End Date:

Lab Sample ID	Client Sample ID	Method Chain	Basis	InitialAmount	FinalAmount	TKN1000ppmSTD 00005			
MB 480-340954/1		351.2, 351.2		25 mL	25 mL				
LCS 480-340954/2		351.2, 351.2		25 mL	25 mL	0.0625 mL			
460-126963-F-4 DU		351.2, 351.2	T	25 mL	25 mL				
460-126963-F-5 MS		351.2, 351.2	T	25 mL	25 mL	0.025 mL			
460-127124-G-1	DW-INF	351.2, 351.2	T	25 mL	25 mL				
460-127124-G-2	DW-PPF	351.2, 351.2	T	25 mL	25 mL				
460-127124-G-3	DW-PCF	351.2, 351.2	T	25 mL	25 mL				

Batch Notes	

Basis	Basis Description
T	Total/NA

The pound sign (#) in the amount added field denotes that the reagent was used undiluted. All calculations are performed using the stated concentration for this reagent.

GENERAL CHEMISTRY BATCH WORKSHEET

Lab Name: TestAmerica Buffalo Job No.: 460-127124-1

SDG No.:

Batch Number: 341058 Batch Start Date: 01/23/17 10:35 Batch Analyst: Thomas, Christine L

Batch Method: 351.2 Batch End Date:

Lab Sample ID	Client Sample ID	Method Chain	Basis	FinalAmount	TKN CCV 00483				
CCV 480-341058/7		351.2		2 mL	# mL				
CCB 480-341058/8		351.2		2 mL					
MB 480-340954/1-A		351.2		2 mL					
LCS 480-340954/2-A		351.2		2 mL					
CCV 480-341058/11		351.2		2 mL	# mL				
CCB 480-341058/12		351.2		2 mL					
CCV 480-341058/13		351.2		2 mL	# mL				
CCB 480-341058/14		351.2		2 mL					
460-126963-F-4-B DU		351.2	T	2 mL					
460-126963-F-5-B MS		351.2	T	2 mL					
460-127124-G-1-A	DW-INF	351.2	T	2 mL					
460-127124-G-2-A	DW-PPF	351.2	T	2 mL					
460-127124-G-3-A	DW-PCF	351.2	T	2 mL					
CCV 480-341058/25		351.2		2 mL	# mL				
CCB 480-341058/26		351.2		2 mL					

Batch Notes	

Basis	Basis Description
T	Total/NA

The pound sign (#) in the amount added field denotes that the reagent was used undiluted. All calculations are performed using the stated concentration for this reagent.

Shipping and Receiving Documents

777 New Durham Road
Edison, New Jersey 08817
Phone: (732) 549-3900 Fax: (732) 549-3679

01/30/2017

TestAmerica
THE LEADER IN ENVIRONMENTAL TESTING

CHAIN OF CUSTODY / ANALYSIS REQUEST

Page 1 of 1

Name (for report and invoice): Eric Park (epark@akrf.com)
Company: AKRF, Inc.
Address: 440 Park Avenue South, 7th Fl
City: New York, NY State: 10016
Phone: (646) 388-9532 Fax:

Samplers Name (Printed): Drew Lewis (dlewis@akrf.com)
P. O. #:

Site/Project Identification: Kings Plaza Dewatering
State (Location of site): NJ: ☐ NY: ☒ Other:
Regulatory Program:

Analysis Turnaround Time
Standard ☐
Rush Charges Authorized For:
2 Week ☐
1 Week ☐
Other ☒ 3 Day

LAB USE ONLY
Project No:
Job No: 127124

ANALYSIS REQUESTED (ENTER "X: BELOW TO INDICATE REQUEST)

Sample Identification	Date	Time	Matrix	No. of Cont.	USGS 1230 (Cr+6)	4500 CL B - Chloride	SM4500H+ - 10208 - 353.2	200.7 - Hexavalent Chromium	245.1 - Mercury	420.1 - Phenols, Total	624.5 m/ VOC - NJ Discharge List	608 OCBs LL - Toxaphene	625 SVOC (NJDS)	SM2540B - TS	2540D - TSS	SM5210B - CBOD5	160.4 A2P - Low Range Phosphorus	351.2 - Total Kjeldahl Nitrogen			Sample Numbers
DW-INF	1/20/17	0155	W	17	X	X	X	X	X	X	X	X	X								-1
DW-PPF	1/20/17	0320	W	17	X	X	X	X	X	X	X	X	X								-2
DW-PCF	1/20/17	0346	W	16	X	X	X	X	X	X	X	X	X								-3

460-127124 Chain of Custody

SHORT HOLD

Preservation Used: 1 = ICE, 2 = HCl, 3 = H_2SO_4, 4 = HNO_3, 5 = NaOH
6 = Other _____, 7 = Other _____

	1	2	3	4	5	6	7	8	9	10	11	12
Soil:	—	—	—	—	—	—	—	—	—			
Water:	1	4	3	2	1	1	1	2	3			

Special Instructions: CAT-B Deliverables; Please send report to dlewis@akrf.com; epark@akrf.com
Water Metals Filtered (Yes/No)?

Relinquished by	Company	Date / Time	Received by	Company
Drew Lewis	AKRF, Inc.	1/20/17 755	1)	TAEOI 1/20/17 7:55
2)			2)	
3)			3)	
4)			4)	

Laboratory Certifications: New Jersey (12028), New York (11452), Pennsylvania (68-522), Connecticut (PH-0200), Rhode Island (132).
Massachusetts (M-NJ312), North Carolina (No. 578)

TAL - 0016 (0814)

#8 4.5°C, 5.0°C No Cls

TestAmerica Edison
Receipt Temperature and pH Log

Job Number: 127124

Number of Coolers: 2 IR Gun # 8

Cooler Temperatures

	RAW	CORRECTED		RAW	CORRECTED		RAW	CORRECTED
Cooler #1:	4.5 °C	4.5 °C	Cooler #4:	°C	°C	Cooler #7:	°C	°C
Cooler #2:	5.0 °C	5.0 °C	Cooler #5:	°C	°C	Cooler #8:	°C	°C
Cooler #3:	°C	°C	Cooler #6:	°C	°C	Cooler #9:	°C	°C

TALS Sample Number	Ammonia (pH<2)	COD (pH<2)	Nitrate Nitrite (pH<2)	Metals* (pH<2)	Hardness (pH<2)	Pest (pH 5-9)	EPH or QAM (pH<2)	Phenols (pH<2)	Sulfide (pH>9)	TKN (pH<2)	TOC (pH<2)	Total Cyanide (pH>12)	Total Phos (pH<2)	Other	Other
1				<2				<2		<2					
2				<2				<2		<2					
3				<2				<2		<2					

If pH adjustments are required record the information below:

Sample No(s). adjusted: NA

Preservative Name/Conc.: NA Volume of Preservative used (ml): NA

Lot # of Preservative(s): NA Expiration Date: NA

The appropriate Project Manager and Department Manager should be notified about the samples which were pH adjusted.

**Samples for Metal analysis which are out of compliance must be acidified at least 24 hours prior to analysis.*

Initials: [illegible] Date: 1/20/17

EDS-WI-038, Rev 4, 06/09/2014

TestAmerica Edison
777 New Durham Road
Edison, NJ 08817
Phone (732) 549-3900 Fax (732) 549-3679

Chain of Custody Record

TestAmerica
THE LEADER IN ENVIRONMENTAL TESTING

Client Information (Sub Contract Lab)	Sampler:	Lab PM: Haas, Melissa	Carrier Tracking No(s):	COC No: 460-47567.1
Client Contact: Shipping/Receiving	Phone:	E-Mail: melissa.haas@testamericainc.com	State of Origin: New York	Page: Page 1 of 1
Company: TestAmerica Laboratories, Inc.		Accreditations Required (See note): NELAP - New York		Job #: 460-127124-1
Address: 10 Hazelwood Drive, ,	Due Date Requested: 1/26/2017			
City: Amherst	TAT Requested (days):			
State, Zip: NY, 14228-2298				
Phone: 716-691-2600(Tel) 716-691-7991(Fax)	PO #:			
Email:	WO #:			
Project Name: Kings Plaza Dewatering	Project #: 46022452			
Site:	SSOW#:			

Analysis Requested

Preservation Codes:

A - HCL
B - NaOH
C - Zn Acetate
D - Nitric Acid
E - NaHSO4
F - MeOH
G - Amchlor
H - Ascorbic Acid
I - Ice
J - DI Water
K - EDTA
L - EDA
M - Hexane
N - None
O - AsNaO2
P - Na2O4S
Q - Na2SO3
R - Na2S2O3
S - H2SO4
T - TSP Dodecahydrate
U - Acetone
V - MCAA
W - pH 4-5
Z - other (specify)

Other:

Sample Identification - Client ID (Lab ID)	Sample Date	Sample Time	Sample Type (C=comp, G=grab)	Matrix (W=water, S=solid, O=waste/oil, BT=Tissue, A=Air)	Field Filtered Sample (Yes or No)	Perform MS/MSD (Yes or No)	351.2/351.2_Prep TKN (required for Total Nitrogen)	Total Number of containers	Special Instructions/Note:
			Preservation Code:						
DW-INF (460-127124-1)	1/20/17	01:55 Eastern		Water			X	1	
DW-PPF (460-127124-2)	1/20/17	03:20 Eastern		Water			X	1	
DW-PCF (460-127124-3)	1/20/17	03:46 Eastern		Water			X	1	

Note: Since laboratory accreditations are subject to change, TestAmerica Laboratories, Inc. places the ownership of method, analyte & accreditation compliance upon out subcontract laboratories. This sample shipment is forwarded under chain-of-custody. If the laboratory does not currently maintain accreditation in the State of Origin listed above for analysis/tests/matrix being analyzed, the samples must be shipped back to the TestAmerica laboratory or other instructions will be provided. Any changes to accreditation status should be brought to TestAmerica Laboratories, Inc. attention immediately. If all requested accreditations are current to date, return the signed Chain of Custody attesting to said complicance to TestAmerica Laboratories, Inc.

Possible Hazard Identification *Unconfirmed*	***Sample Disposal (A fee may be assessed if samples are retained longer than 1 month)*** ☐ *Return To Client* ☐ *Disposal By Lab* ☐ *Archive For* _____ *Months*
Deliverable Requested: I, II, III, IV, Other (specify) Primary Deliverable Rank: 1	Special Instructions/QC Requirements:

Empty Kit Relinquished by:	Date:	Time:	Method of Shipment:		
Relinquished by:	Date/Time: 1/20/17 1800	Company: TAB	Received by:	Date/Time: 1/21/17 0900	Company: TA Buf.
Relinquished by:	Date/Time:	Company	Received by:	Date/Time:	Company
Relinquished by:	Date/Time:	Company	Received by:	Date/Time:	Company
Custody Seals Intact: Δ Yes Δ No	Custody Seal No.:		Cooler Temperature(s) °C and Other Remarks:		

Login Sample Receipt Checklist

Client: AKRF Inc

Job Number: 460-127124-1

Login Number: 127124
List Number: 1
Creator: Lysy, Susan

List Source: TestAmerica Edison

Question	Answer	Comment
Radioactivity wasn't checked or is </= background as measured by a survey meter.	N/A	
The cooler's custody seal, if present, is intact.	N/A	Not present
Sample custody seals, if present, are intact.	N/A	
The cooler or samples do not appear to have been compromised or tampered with.	True	
Samples were received on ice.	True	
Cooler Temperature is acceptable.	True	
Cooler Temperature is recorded.	True	4.5, 5.0°C IR#8
COC is present.	True	
COC is filled out in ink and legible.	True	
COC is filled out with all pertinent information.	True	
Is the Field Sampler's name present on COC?	True	
There are no discrepancies between the containers received and the COC.	True	
Samples are received within Holding Time (excluding tests with immediate HTs)	True	
Sample containers have legible labels.	True	
Containers are not broken or leaking.	True	
Sample collection date/times are provided.	True	
Appropriate sample containers are used.	True	
Sample bottles are completely filled.	True	
Sample Preservation Verified.	True	
There is sufficient vol. for all requested analyses, incl. any requested MS/MSDs	True	
Containers requiring zero headspace have no headspace or bubble is <6mm (1/4").	True	
Multiphasic samples are not present.	N/A	
Samples do not require splitting or compositing.	N/A	
Residual Chlorine Checked.	N/A	No analysis requiring residual chlorine check assigned.

Login Sample Receipt Checklist

Client: AKRF Inc

Job Number: 460-127124-1

Login Number: 127124
List Number: 2
Creator: Hulbert, Michael J

List Source: TestAmerica Buffalo
List Creation: 01/21/17 11:28 AM

Question	Answer	Comment
Radioactivity either was not measured or, if measured, is at or below background	True	
The cooler's custody seal, if present, is intact.	True	
The cooler or samples do not appear to have been compromised or tampered with.	True	
Samples were received on ice.	True	
Cooler Temperature is acceptable.	True	
Cooler Temperature is recorded.	True	3.5 #3
COC is present.	True	
COC is filled out in ink and legible.	True	
COC is filled out with all pertinent information.	True	
Is the Field Sampler's name present on COC?	True	
There are no discrepancies between the sample IDs on the containers and the COC.	True	
Samples are received within Holding Time (Excluding tests with immediate HTs)..	True	
Sample containers have legible labels.	True	
Containers are not broken or leaking.	True	
Sample collection date/times are provided.	True	
Appropriate sample containers are used.	True	
Sample bottles are completely filled.	True	
Sample Preservation Verified	True	
There is sufficient vol. for all requested analyses, incl. any requested MS/MSDs	True	
VOA sample vials do not have headspace or bubble is <6mm (1/4") in diameter.	N/A	
If necessary, staff have been informed of any short hold time or quick TAT needs	True	
Multiphasic samples are not present.	True	
Samples do not require splitting or compositing.	True	
Sampling Company provided.	True	
Samples received within 48 hours of sampling.	True	
Samples requiring field filtration have been filtered in the field.	N/A	
Chlorine Residual checked.	N/A	