



Periodic Review Report

Chestnut Commons Atlantic Ave Site
NYSDEC BCP #C244276
110 Dinsmore Place
Brooklyn, New York

May 28, 2024

Prepared for:

Chestnut Commons Apartments LLC
334-336 East 110th Street
New York, New York 10029

Prepared by:

**Roux Environmental Engineering
and Geology, D.P.C.**
209 Shafter Street
Islandia, New York 11749

Certification

For each institutional or engineering control identified for the Site, I certify that all of the following statements are true:

- The inspection of the Site to confirm the effectiveness of the institutional and engineering controls required by the remedial program was performed under my direction;
- The institutional control and/or engineering control employed at this site is unchanged from the date the control was put in place, or last approved by the Department;
- Nothing has occurred that would impair the ability of the control to protect the public health and environment;
- Nothing has occurred that would constitute a violation or failure to comply with any site management plan for this control;
- Access to the Site will continue to be provided to the Department to evaluate the remedy, including access to evaluate the continued maintenance of this control;
- Use of the Site is compliant with the environmental easement;
- The engineering control systems are performing as designed and are effective;
- To the best of my knowledge and belief, the work and conclusions described in this certification are in accordance with the requirements of the Site remedial program and generally accepted engineering practices; and
- The information presented in this report is accurate and complete.

I certify that all information and statements in this certification form are true. I understand that a false statement made herein is punishable as a Class “A” misdemeanor, pursuant to Section 210.45 of the Penal Law. I, Brian P. Morrissey, P.E., of Roux Environmental Engineering and Geology, D.P.C., am certifying as Owner’s Designated Site Representative for the Site.


<u>Brian P. Morrissey, P.E.</u>	<u>May 28, 2024</u>	
NYS Professional Engineer #062617	Date	Signature

Table of Contents

Certification i

Table of Contentsii

Executive Summary iii

1. Introduction 1

2. Site Overview 2

 2.1 Site Description 2

 2.2 Site History 2

 2.3 Environmental Conditions Prior to Remedial Action..... 2

 2.4 Remediation Goals 3

 2.5 Remedial Action Summary 3

 2.6 Remaining Contamination 4

 2.7 Surrounding Property Contamination 4

3. SMP Requirements and Compliance Monitoring 5

 3.1 Institutional and Engineering Control Plan Compliance 5

 3.1.1 Institutional Control Plan Compliance 5

 3.1.2 Engineering Control Plan Compliance 5

 3.1.3 IC/EC Certification..... 6

 3.2 Monitoring Plan Compliance..... 6

 3.3 Operations and Maintenance Plan Compliance 8

4. Overall PRR Conclusions and Recommendations 9

Tables

- 1. Summary of VOCs in Soil Vapor and Indoor Air

Figures

- 1. Site Location Map
- 2. Soil Vapor and Indoor Air Sampling Locations

Appendices

- A. IC/EC Certification Form
- B. Monthly Site Inspection Checklists
- C. Quarterly SSDS Operations and Maintenance Log

Executive Summary

This document is required as an element of the remedial program at Chestnut Commons Atlantic Avenue Site located at 110 Dinsmore Place, Kings County, New York (hereinafter referred to as the “Site”) under the New York State (NYS) Brownfield Cleanup Program (BCP) administered by New York State Department of Environmental Conservation (NYSDEC). The Site was remediated to achieve a conditional Track 1 remedy in accordance with Brownfield Cleanup Agreement (BCA) Index #C224276-08-29, Site #C224276, which was executed on September 14, 2018. A Track 1 remedial program was implemented in 2020 before entering the Site Management phase of the project. The only engineering control required for the Site was the installation of a sub slab depressurization system (SSDS). The Site Management Plan (SMP), dated November 2020 (revised on March 31, 2021), was approved by NYSDEC, and the Certificate of Completion (COC) for the Site was received on December 28, 2020. In accordance with the SMP, monthly inspection of the SSDS, quarterly soil vapor and indoor air sampling, and an annual Site-wide inspection has been completed during the SMP monitoring phase. For the first two quarters of sampling during this Periodic Review Report (PRR) sampling period, which is April 28, 2023, to April 28, 2024, there were consecutive No further Action results. However, in the last two rounds of this PRR sampling, despite the fact that the engineering and institutional controls were performing as designed, are effective, and are compliant with specifications described in the SMP, there were elevated concentrations of TCE in the sub-slab vapor samples at one sampling location, resulting in monitor and mitigate recommendations based on the New York State Department of Health (NYSDOH) guidance. The TCE is associated with active remediation at adjacent BCP sites with known TCE contamination impacting this Site.

The Volunteer’s team respectfully requests a meeting with NYSDEC, and if required, NYSDOH, to discuss the off-site soil vapor impact on this BCP Site and NYSDEC’s position on whether it will issue an unconditional Track 1 remedy next year regardless of whether the SSDS needs to continue to operate to address on-site potential public health exposures from the known off-Site soil vapor source since as a Volunteer, it should not be negatively impacted by off-site vapor when it otherwise has achieved the statutory definition of a Track 1 soil and groundwater remedy. In the interim, no changes to the monitoring plan are recommended by Roux Environmental Engineering and Geology, D.P.C. (Roux) at this time.

1. Introduction

This Periodic Review Report (PRR) documents post-remediation activities performed at the Chestnut Commons Atlantic Avenue Site located at 110 Dinsmore Place, Kings County, New York (hereafter referred to as the Site, Figure 1). The Site is managed under the New York State (NYS) Brownfield Cleanup Program (BCP) administered by New York State Department of Environmental Conservation (NYSDEC) and was remediated in accordance with the Brownfield Cleanup Agreement (BCA) Index #C224276-08-29, Site #C224276, which was executed on September 14, 2018.

BCA Amendment No. 1 to change the Site address from 3629 Atlantic Avenue to 110 Dinsmore Place was executed on April 29, 2019. BCA Amendment No. 2 to change the fee title owner to Chestnut Commons Housing Development Fund Corporation and to document that the Volunteer is eligible for tangible property tax credits after an agreement was executed with New York City Housing Development Corporation and City of New York was executed on September 17, 2019.

A Conditional Track 1 remedy was achieved for the Site based on the excavation and off-site disposal of soils exceeding Unrestricted Use Soil Cleanup Objectives (UUSCOs). This was confirmed by the collection and laboratory analysis of endpoint soil samples during the RI (pre-excavation) and post-excavation. The Remedial Action was designed to reduce on-site contamination through excavation and off-site disposal of contaminated soil.

The Site Management Plan (SMP), dated November 2020 (revised on March 31, 2021), was approved by NYSDEC, and the Certificate of Completion (COC) for the Site was received on December 28, 2020. A Site-specific Environmental Easement has been recorded with New York City Register (CRFN: 2020000294461) that provides an enforceable means to ensure the continued and proper management of residual contamination and protection of public health and the environment.

Engineering Controls (ECs) have been incorporated into the Site remedy to provide proper management of residual contamination in the future to ensure protection of public health and the environment. Since a Track 1 Unrestricted Use cleanup was achieved for soil, the Institutional Controls (ICs) discussed in this Site Management Plan pertain to remaining groundwater and soil vapor contamination only. However, since a short-term engineering control was needed to address soil vapor intrusion from an off-site source, an Environmental Easement has been temporarily placed on the property. Adherence to these ICs on the Site is required by the Environmental Easement and will be implemented under this SMP. In the event that NYSDEC determines that the active SSDS may be removed as an EC for the Site, the Environmental Easement will be terminated, and the Site use will no longer be limited. ICs identified in the Environmental Easement may not be discontinued without an amendment to or extinguishment of the Environmental Easement.

Site Management activities, reporting, and IC/EC certification are scheduled on a certification period basis. The certification period for this PRR is April 28, 2023, to April 28, 2024.

2. Site Overview

This section includes a brief description of the Site and its history. A complete description of the Site's history, Remedial Investigation findings, and Remedial Action is presented in the following documents:

- *Phase I Environmental Site Assessment (ESA), prepared by TRC Environmental Corporation, dated September 2015.*
- *Phase II ESA, prepared by Roux, dated August 2018.*
- *Remedial Investigation Report (RIR)/Remedial Action Work Plan (RAWP), prepared by Roux, dated December 2019.*
- *Final Engineering Report (FER), prepared by Roux, dated December 2020.*

2.1 Site Description

The Chestnut Commons Atlantic Avenue Site is located at 110 Dinsmore Place, Kings County, New York (Figure 1). The Site is defined as Block 4142, Lot 34 on the New York County Tax Map. The Site is situated on an approximately 0.66-acre area bounded by Dinsmore Place to the north, Atlantic Avenue to the south, Chestnut Street and vacant property that is also enrolled in the NYS BCP (BCP Site #C224236) to the east, and a public school, P.S. 938, to the west.

The Site includes the construction of a fourteen-story mixed-use building. The building includes 274 affordable housing units for extremely low-, very low-, and low-income households, and also includes community space and one cellar level across the entire Site footprint. Outdoor open/recreational space is located in a courtyard above the first level of the building. To date, all intrusive work has been completed, which included remedial excavation and engineering control (EC) installation activities. A Conditional Track 1 remedy was achieved for the Site subsequent to the excavation and off-site disposal of soils exceeding UUSCOs and the achievement of a Track 1 remedy for soil at the bottom of the excavation.

2.2 Site History

Prior to redevelopment, the Site was a vacant, fenced, unpaved lot with overgrown vegetation. According to the previously completed Phase I and Phase II ESAs, past uses of the Site included a portion of the Ridgewood Engine House as early as the 1860s, which was a coal-fired municipal water pumping station with a large building, storage sheds, and large stacks that was used by the Brooklyn Water Works. Features located on the Site included an open-air coal shed and part of the facility's "oil house" located on the Site between 1887 until 1902 according to Certified Sanborn Maps and available information. The Site was in use by the Brooklyn Water Works through the 1920s and was generally vacant until its demolition by the city in the late 1960s. The Site was used as an automobile, trailer, and heavy equipment storage and repair facility from approximately 1980 to 1992 and the site has been vacant since 2006.

2.3 Environmental Conditions Prior to Remedial Action

The results of the Remedial Investigation indicated the presence of soil contaminants in exceedance of Restricted Residential Soil Cleanup Objectives (RRSCOs) consistent with contaminated historical fill and former coal operations on the Site including volatile organic compounds (VOCs), polycyclic aromatic hydrocarbons (PAHs), metals, and pesticides. Groundwater did not appear to be significantly contaminated by the historical fill/coal residue present at the Site although there were exceedances of the Ambient Water Quality standards and Guidance values for SVOCs, one bis(2-ethylhexyl) phthalate, metals, and chlordane;

however, there were impacts of chlorinated VOCs (CVOCs) indicative of contamination from an off-site source. Soil vapor data indicated that the Site has been impacted by CVOCs, presumed to be emanating from an off-site source to the west of the Site. Carbon tetrachloride, cis-1,2-dichloroethene, 1,1-dichloroethene, TCE, PCE, 1,1,1-trichloroethane, methylene chloride, and vinyl chloride were all detected at elevated concentrations above the NYSDOH matrices.

Prior to remediation, soil lithology consisted of a layer of historical fill ranging in thickness from 5 to 15 feet that overlayed native soil consisting of glacial outwash sediments comprised of predominantly sand and gravel. The depth to groundwater in the former monitoring wells was measured between approximately 26 to 32 feet bls. Local groundwater flow was assumed to be toward the southwest.

2.4 Remediation Goals

As stated in the Final Engineering Report, the overall goals of the remedial action were to:

1. Prevent ingestion of groundwater containing contaminant levels exceeding drinking water standards.
2. Prevent contact with, or inhalation of, volatiles emanating from contaminated groundwater.
3. Remove the source of ground or surface water contamination.
4. Prevent ingestion/direct contact with contaminated soil.
5. Prevent inhalation of, or exposure to, contaminants volatilizing from contaminated soil.
6. Prevent migration of contaminants that would result in groundwater or surface water contamination.
7. Mitigate impacts to public health resulting from existing, or the potential for, soil vapor intrusion into buildings at the Site.

2.5 Remedial Action Summary

Below is a description of the Remedial Action (RA) as described in the NYSDEC-approved Remedial Action Work Plan and Final Engineering Report.

1. A remedial design program will be implemented to provide the details necessary for the construction, operation, optimization, maintenance, and monitoring of the remedial program. Green remediation principles and techniques will be implemented to the extent feasible in the design, implementation, and site management of the remedy as per DER 31.
2. Excavation and off-Site disposal of on-site soil/fill exceeding Track 1 Unrestricted Use Soil Cleanup Objectives (UUSCOs), as defined by 6 NYCRR Part 375-6.8, listed in Table 1 to an approximate depth of 15 to 23 feet below land surface (ft bls). A total of approximately 30,772.44 tons of contaminated soil was removed from the Site.
3. Backfill fill meeting the requirements of 6 NYCRR Part 375-6.7(d) was brought in to replace the excavated soil and establish the designed grades at the Site.
4. A sub-slab depressurization system (SSDS) was installed to mitigate the migration of vapors into the building from groundwater. The system and any vapor intrusion monitoring must no longer be needed within five years of the date of the Certificate of Completion, or the remedy would result in a Track 2 Residential cleanup¹.

¹ It is important to note when the Volunteer agreed to this conditional element of the Track 1 remedy, the nature and extent of the off-site impact of vapors onto this BCP Site was not fully known and it was the Volunteer's understanding that the source migrating from offsite would be remediated within this period.

5. Imposition of an Institutional Control (IC) in the form of an Environmental Easement for the controlled property.
6. A Site Management Plan, which included an Institutional and Engineering Control (IC/EC) Plan, a Monitoring Plan, and an Operation and Maintenance (O&M) Plan.

2.6 Remaining Contamination

The RA was designed to reduce on-site contamination through excavation and off-site disposal of contaminant source areas. A Conditional Track 1 remedy was achieved for the Site subsequent to the excavation and off-site disposal of soils exceeding UUSCOs and achievement of a Track 1 remedy at the bottom of the excavation. This was confirmed by the collection and laboratory analysis of endpoint soil samples during the RI (pre-excavation) and post-excavation. Groundwater RI data did not indicate any off-site migration of impacts in groundwater related to this Site. As discussed in the Final Engineering Report (FER), VOC soil vapors are migrating onto the Site from contaminated groundwater under an adjacent, off-site BCP site which is discussed in more detail in Section 2.7. Quarterly sampling, as discussed in the sections below, was required to provide data on the concentrations of VOCs in soil vapor following the RA.

2.7 Surrounding Property Contamination

Atlantic Chestnut Lots 1, 2, and 3 (BCP Site Numbers C224234, C224235, and C224236) are adjoining the Site to the east and northeast across Chestnut Street, respectively located at 3264 Fulton Street, 254 Euclid Avenue, and 275 Chestnut Street. NYSDEC has determined that there is contamination migrating offsite from each of these BCP sites and has assigned site identification numbers C224234A, C224235A, and C224236A to the off-site component of each corresponding BCP site. On behalf of NYSDEC, HRP Associates, Inc. (HRP) prepared a Site Characterization Work Plan (SCWP) on November 1, 2022, summarizing site-specific background information and a scope of work for the site characterization of the surrounding off-site area, which includes the Chestnut Commons Atlantic Avenue Site. According to Section 1.4 of the SCWP, "Groundwater analytical results from the Site indicate that TCE and other CVOCs may be migrating off-site at concentrations exceeding standards, criteria, or guidance (SCGs). Since potable water is supplied to the area by New York City from a non-groundwater source, off-site receptors are not likely to be exposed to CVOC contamination through consumption or contact with Site groundwater; however, CVOCs in groundwater may be volatilizing into on-site and off-site soil vapor, therefore, off-site delineation of CVOC impacts to groundwater are warranted." As part of an Interim Remedial Measure (IRM), a soil vapor extraction (SVE) system was installed along the perimeter of the sites and continues to operate on Lot 3.

In addition, according to the SCWP, "Off-site SVI exposure pathways have not been investigated. On-site soil vapor sampling indicates CVOCs including TCE are present in elevated concentrations throughout the Site, extending to the north, south, east, and west Site boundaries with Fulton Street, Chestnut Street, and Euclid Avenue. TCE is present at concentrations which NYSDOH Soil Vapor/ Indoor Air matrices recommend mitigation in each of the soil vapor samples collected. Therefore, TCE may be migrating off-site and may pose a SVI risk to off-site receptors surrounding the Sites." A groundwater monitoring well, and soil vapor pin were installed in February 2024 on the sidewalk on Chestnut Street just outside of the Chestnut Commons building footprint as proposed in the SCWP. The results of this investigation have not been provided since the date of our FOIA request on March 6, 2024, which NYSDEC responded to on March 27, 2024.

3. SMP Requirements and Compliance Monitoring

This section details the Monitoring Plan activities currently implemented to evaluate the performance and effectiveness of the ICs and ECs in reducing or mitigating contamination at the Site.

3.1 Institutional and Engineering Control Plan Compliance

Engineering Controls (ECs) and Institutional Controls (ICs) are required to protect human health and the environment.

3.1.1 Institutional Control Plan Compliance

A series of Institutional Controls are in place to implement, maintain, and monitor the Engineering Controls. An Environmental Easement is in place and requires compliance with these Institutional Controls. These Institutional Controls consist of the following:

- The property may be used for residential, restricted residential, commercial, or industrial use.
- All ECs must be operated and maintained as specified in the SMP.
- All ECs must be inspected at a frequency and in a manner defined in the SMP.
- The use of groundwater underlying the property is prohibited without necessary water quality treatment as determined by the New York State Department of Health (NYSDOH) or the New York City Department of Health and Mental Hygiene to render it safe for use as drinking water or for industrial purposes, and the user must first notify and obtain written approval to do so from the Department.
- Soil vapor and other environmental or public health monitoring must be performed as defined in the SMP.
- Data and information pertinent to Site management must be reported at the frequency and in a manner as defined in the SMP.
- Monitoring to assess the performance and effectiveness of the remedy must be performed as defined in the SMP.
- Operation, maintenance, monitoring, inspection, and reporting of any mechanical or physical component of the remedy shall be performed as defined in the SMP.
- Access to the Site must be provided to agents, employees, or other representatives of the State of New York with reasonable prior notice to the property owner to assure compliance with the restrictions identified by the Environmental Easement.
- The potential for vapor intrusion must be evaluated for any buildings developed in the area within the IC boundaries and any potential impacts that are identified must be monitored or mitigated.

As indicated on the attached certification form (Appendix A), all ICs are in place and effective.

3.1.2 Engineering Control Plan Compliance

The Controlled Property has one primary Engineering Control as follows:

- Sub-Slab Depressurization System

As described in the sections below, the EC for the Site is fully in place and effective.

3.1.3 IC/EC Certification

Institutional and engineering controls (IC/ECs) established for the Site in accordance with the SMP include a Site's SSDS and an environmental easement. These covers are currently in place and protective of public health and the environment. An IC/EC Certification Form for the controls that are currently in place is included as Appendix A.

3.2 Monitoring Plan Compliance

The table below outlines the Monitoring Plan components as detailed in the revised SMP, dated March 2021.

Inspections	Frequency
Site Inspection/Operation and Maintenance Log	Monthly completion of the Site Inspection Checklist. Quarterly completion of the SSDS Operations and Maintenance Log.
Site-Wide	First inspection no more than 16 months after issuance of the COC and annually thereafter, after emergencies (e.g., fire or flood), and after a severe weather event.
Monitoring	Frequency
SSDS Monitoring	Quarterly monitoring of vacuum at sub-slab monitoring points and vacuum blower, visual inspection of piping.
SSDS Sampling	One sample from effluent discharge stack upon startup and five indoor air samples during first quarterly sampling. Quarterly sampling two indoor air locations thereafter.
Sub-Slab Vapor Sampling	Quarterly sampling of sub-slab vapor monitoring points.

Monitoring tasks completed during this reporting period include quarterly sampling of the SSDS, monthly inspections and the site-wide inspection in March 2024. Site Inspection Checklists for these events are provided in Appendix B.

During the reporting period, quarterly indoor air and sub-slab vapor sampling was performed at the Site to monitor soil vapor intrusion (SVI). Samples were collected on June 28, 2023, September 22, 2023, December 5, 2023, and March 20, 2024, from the sub-slab depressurization system (SSDS) sample ports MP-1 and MP-2, as well as associated indoor air samples for volatile organic compounds (VOCs) using EPA Method TO-15 (Figure 2).

For all four quarterly events, two indoor air samples were collected, located near the sub-slab vapor points. Soil vapor analytical results are provided in Table 1. The sampling, sample handling, decontamination, and field instrument calibration procedures were performed in accordance with procedures detailed in the SMP. The table below summarizes the comparisons that were made to the New York State Department of Occupational Health (NYSDOH) decisions matrices for each sampling event.

NYSDOH Decision Matrices Results

Parameter	NYSDOH Decision Matrix 6/28/2023	NYSDOH Decision Matrix 9/12/2023	NYSDOH Decision Matrix 12/5/2023	NYSDOH Decision Matrix 3/20/2024
Carbon Tetrachloride	No Further Action	No Further Action	No Further Action	No Further Action
Trichloroethene (TCE)	No Further Action	No Further Action	Monitor	Mitigate
Cis-1,2 Dichloroethene	No Further Action	No Further Action	No Further Action	No Further Action
1,1-Dichloroethene	No Further Action	No Further Action	No Further Action	No Further Action
Tetrachloroethene (PCE)	No Further Action	No Further Action	No Further Action	No Further Action
1,1,1-Trichloroethane (TCA)	No Further Action	No Further Action	No Further Action	No Further Action
Methylene Chloride	No Further Action	No Further Action	No Further Action	No Further Action
Vinyl Chloride	No Further Action	No Further Action	No Further Action	No Further Action

Matrix A Compounds

- TCE was detected in soil vapor samples collected from MP-1 in September 2023 and in December 2023 and March 2024 in MP-1 and MP-2 at concentrations ranging from 2.3 µg/m³ to 75 µg/m³, with a maximum detection of 75 µg/m³ in soil vapor sample MP-1 in March 2024. The maximum indoor air concentration of TCE was 0.81 µg/m³ in December 2023, which is below the NYSDOH Air Guideline Value (AGV) of 5 µg/m³.

The quarterly indoor air and sub-slab vapor sampling events on December 5, 2023, and March 20, 2024, indicated there were elevated concentrations of TCE in sub-slab vapor point MP-1. This resulted in these quarters having a monitor and mitigate recommendation, respectively. Vapor point MP-1 is located in the southeast portion of the Site and is the closest monitoring point to the Atlantic Chestnut Lots 1, 2, and 3, along the southwestern boundary of Lot 3. Based on groundwater flow and quality during Roux's Remedial Investigation and the reports and work plans prepared for the Atlantic Chestnut Lots 1, 2, and 3 BCP Sites, discussed in Section 2.7, it is likely that these BCP sites are the source of TCE in soil vapor.

Sub-slab CVOC concentrations at the Site are currently mitigated by an active SSDS that is operational and inspected monthly, in accordance with the SMP. There have not been any elevated CVOC concentrations detected in indoor air samples during the reporting period, so the remedial program remains protective of human health and the environment.

- Carbon tetrachloride was detected in the two soil vapor points in samples ranging in concentration from 0.23 µg/m³ to 0.44 µg/m³, with a maximum detection of 0.44 µg/m³ in soil vapor sample MP-1 in June 2023. The maximum indoor air concentration of carbon tetrachloride was 0.52 µg/m³ in December 2023.
- Cis-1,2-DCE and 1,1-DCE were not detected in soil vapor or indoor air.

Matrix B Compounds

- PCE was detected in both soil vapor points each quarter, ranging in concentration from 0.15 J µg/m³ to 8.0 µg/m³, with a maximum detection of 8.0 µg/m³ in soil vapor sample MP-1 in December 2023. The maximum indoor air concentration of PCE was 0.54 J µg/m³ in sample IA-01 in June 2023, which is below the NYSDOH Air Guideline Value (AGV) of 100 µg/m³.
- 1,1,1-TCA was not detected in soil vapor or indoor air.
- Methylene chloride was detected in both soil vapor samples in June and December 2023, ranging in concentration from 0.69 J µg/m³ to 6.1 µg/m³, with a maximum detection of 6.1 µg/m³ in soil vapor sample MP-1 in December 2023. The maximum indoor air concentration of methylene chloride was 2.9 µg/m³ in December 2023, which is below the NYSDOH Air Guideline Value (AGV) of 60 µg/m³.

Matrix C Compounds

- Vinyl chloride was not detected in soil vapor or indoor air.

In the June and September sampling events for this PRR all parameters received a NFA recommendation. In December 2023 all parameters were NFA except TCE which received a monitor recommendation. In March 2024 all parameters were NFA except TCE which received a mitigate recommendation. The results of the monitoring completed during the reporting period meet the remedial objectives for the Site and are in compliance with the monitoring plan.

3.3 Operations and Maintenance Plan Compliance

The O&M Plan provides a brief description of the measures necessary to operate, monitor and maintain the mechanical components of the remedy selected for the Site. This O&M Plan:

- Includes the procedures necessary to allow individuals unfamiliar with the Site to operate and maintain the SSDS; and
- Will be updated periodically to reflect changes in site conditions or the manner in which the SSDS is operated and maintained.

The components of the O&M Plan are the SSDS Performance Criteria and O&M of the SSDS, which includes system start-up and testing, routine system O&M (performed quarterly), and non-routine O&M (performed as needed).

Routine quarterly maintenance of the SSDS was performed during the Reporting Period. Since the annual inspection in March 2024, the SSDS should be in continuous operation and will be inspected on a monthly basis and sampled quarterly going forward.

The routine maintenance activities include visual inspections, operating data collection and general maintenance. Visual inspection is the routine part of the SSDS operator's activities. The system operator will note any conditions which present a potential hazard or could cause future system shutdown. All equipment maintenance and inspections will be performed in accordance with manufacturer's instructions specified in the SMP. Specific routine maintenance tasks are outlined below and were recorded monthly on the SSDS O&M Log:

- Inspect control panel and warning lights/alarms;
- Inspect blower piping to confirm operation of appropriate valves (i.e., dilution valve); and
- Inspect vacuum/pressure gauges for proper operation.

The required quarterly SSDS O&M logs that were completed during the operation of the SSDS during the reporting period are provided in chronological order in Appendix C. O&M activities described herein determined that the O&M Plan was carried out as designed during the reporting period of the PRR and it is protective of human health and the environment. The current O&M Plan being implemented was determined to be successful to date.

Based upon the results of the O&M activities completed, each component of the remedy subject to the O&M Plan is performing as designed and expected. There were no deficiencies identified. O&M activities will occur at the prescribed frequency during the next reporting period.

4. Overall PRR Conclusions and Recommendations

The ICs and ECs are performing as designed, are effective, and are compliant with specifications described in the SMP. The requirements of the Monitoring Plan and O&M Plan were met during the reporting period. Based on an evaluation of the components of the SMP, as described in Section 3, each component continues to achieve the remedial objectives listed in Section 2.4.

Table 4.3.3 in the SMP outlines the soil vapor intrusion sampling schedule, including system shutdown procedures. According to the table, if indoor air and sub-slab concentrations meet the NYSDOH Matrices criteria for a "No Further Action" (NFA) condition for four consecutive quarters, the shutdown process may begin. If the NFA condition is not met, quarterly sampling with full system operation must continue until four consecutive quarters of NFA are achieved.

During this reporting period, the Site has achieved the NFA condition for all compounds during the June 28, 2023, and September 12, 2023 events and met the NFA condition for all compounds except TCE during the December 5, 2023, and March 20, 2024 events. In the fourth quarter of 2023 the recommendation based on the NYSDOH Decision Matrix was to continue to monitor the sub-slab and indoor air. In the first quarter of 2024 the recommendation was to mitigate soil vapor intrusion. This was due to a sub-slab concentration of 75 $\mu\text{g}/\text{m}^3$; however, the indoor air concentration was below 0.2 $\mu\text{g}/\text{m}^3$. Sub-slab CVOC concentrations at the Site are currently mitigated by an active SSDS that is operational and inspected monthly, in accordance with the SMP. There have not been any elevated CVOC concentrations detected in indoor air samples during the reporting period and all indoor air concentrations are below the NYSDOH AGVs, so the remedial program remains protective of human health and the environment. At the time of reconnaissance nothing was identified in the chemical inventory that would contribute to TCE, as the area has been built out and occupied as office space.

Based on the results of the sampling, due to the off-site migration of TCE from the adjacent BCP Sites, the previously collected four consecutive quarters necessary to begin limiting SSDS operation have been negatively impacted. The data provided in the reports for the Atlantic Chestnut Lots 1, 2, and 3 BCP sites and associated offsite investigations indicate that the rise in sub-slab soil vapor concentrations at the Site is caused by TCE migration from the adjacent sites, and as such should not impact the achievement of an unconditional Track 1 remedy by the Chestnut Commons Atlantic Avenue Site. The Volunteer for this site is willing to continue to monitor the sub-slab vapor sampling schedule, outlined in section 4.3.3 of the SMP. However, to the extent that the SSDS cannot be shut off within 5 years of issuance of the COC (i.e., December 2025), the Volunteer's technical and legal team contends that the Volunteer for this site should still receive an unconditional Track 1 cleanup of the Site to the extent there are no indoor air exceedances. The continued operation of a SSDS due to an off-site source of vapor if the next seven consecutive rounds of sampling (through the end of 2025) do not reveal "no further action" levels may mean that the SSDS needs to continue to operate but as contemplated in the Track 1 definition for groundwater, long term engineering controls for soil vapor due to an off-site source should be allowed if a Volunteer has otherwise achieved a Track 1 remedy. The Volunteer's team respectfully requests a meeting with NYSDEC, and if required, NYSDOH, to discuss the off-site soil vapor impact on this BCP Site and NYSDEC's position on whether it will issue an unconditional Track 1 remedy next year regardless of whether the SSDS needs to

continue to operate to address on-site potential public health exposures from the known off-Site soil vapor source.

In the interim, no changes to the Site Management Plan or the frequency of submittals are recommended at this time.

**Periodic Review Report
Chestnut Commons Atlantic Ave Site
NYSDEC BCP Site No. 224276
110 Dinsmore Place, Brooklyn, New York**

TABLES

1. Summary of VOCs in Soil Vapor and Indoor Air

Notes Utilized Throughout Tables	
Soil Vapor/Ambient Air	
J -	Estimated value
U -	The analyte was analyzed for, but was not detected above the level of the associated reported quantitation limit
B -	The analyte was found in an associated blank as well as in the sample
D -	Concentration of analyte was quantified from diluted analysis. Flag only applies to field samples that have detectable concentrations of the analyte
FD -	Duplicate sample
$\mu\text{g}/\text{m}^3$ -	Micrograms per cubic meter
Bold data indicates that parameter was detected	

Table 1. Summary of Volatile Organic Compounds in Indoor Ambient Air, 110 Dinsmore Place, Bronx, New York

Sample Designation:		IA-01	IA-01	IA-01	IA-01	IA-01	IA-01	IA-01	IA-02	IA-02
Sample Date:		06/28/2023	06/28/2023	09/22/2023	12/05/2023	12/05/2023	03/20/2024	03/20/2024	06/28/2023	09/22/2023
Normal or Field Duplicate:		N	FD	N	N	FD	N	FD	N	N
Parameter	Unit									
Matrix A										
Carbon Tetrachloride	µg/m ³	0.4	0.41	0.33	0.3	0.22	0.22 U	0.27	0.36	0.52
Trichloroethylene (TCE)	µg/m ³	0.13 J	0.2 U	0.2 U	0.81	0.58	0.2 U	0.17 J	0.2 U	0.2 U
Cis-1,2-Dichloroethylene	µg/m ³	0.2 U	0.2 U	0.2 U	0.2 U	0.2 U	0.2 U	0.2 U	0.2 U	0.2 U
1,1-Dichloroethane	µg/m ³	0.81 U	0.81 U	0.81 U	0.81 U	0.81 U	0.81 U	0.81 U	0.81 U	0.81 U
Matrix B										
Tetrachloroethylene (PCE)	µg/m ³	0.51 J	0.54 J	0.32 J	0.44 J	0.33 J	0.3 J	0.29 J	0.23 J	0.42 J
1,1,1-Trichloroethane (TCA)	µg/m ³	1.1 U	1.1 U	1.1 U	1.1 U	1.1 U	1.1 U	1.1 U	1.1 U	1.1 U
Methylene Chloride	µg/m ³	1.4 J	0.84 J	1.7 U	1.1 J	2.8	1.7 U	0.68 J	1.2 J	1.2 J
Matrix C										
Vinyl Chloride	µg/m ³	0.2 U	0.2 U	0.2 U	0.2 U	0.2 U	0.2 U	0.2 U	0.2 U	0.2 U
Matrix D										
Benzene	µg/m ³	1.5	1.1	0.7	0.68	0.58 J	0.64 U	0.67	1.1	0.72
Ethylbenzene	µg/m ³	1.4	1	0.92	0.57 J	0.39 J	0.87 U	0.69 J	1	0.87
Naphthalene	µg/m ³	2.6 U	1.6 J	2.6 U	2.6 U	2.6 U	2.6 U	2.6 U	2.6 U	2.6 U
Cyclohexane	µg/m ³	0.47 J	0.37 J	0.29 J	0.69 U	0.69 U	0.69 U	0.2 J	0.46 J	0.52 J
2,2,4-Trimethylpentane	µg/m ³	1.1	1	0.51 J	0.42 J	0.38 J	0.93 U	0.45 J	0.83 J	0.52 J
1,2,4-Trimethylbenzene	µg/m ³	1.8	1.4	1.9	0.53 J	0.39 J	0.98 U	0.45 J	1.5	1.1
1,3,5-Trimethylbenzene (Mesitylene)	µg/m ³	0.98 U	0.98 U	0.98 U	0.98 U	0.98 U	0.98 U	0.98 U	0.98 U	0.98 U
O-Xylene (1,2-Dimethylbenzene)	µg/m ³	1.5	1.3	1.1	0.54 J	0.45 J	0.87 U	0.93	1.1	0.81 J
Matrix E										
m,p-Xylene	µg/m ³	4.4	3.1	3.1	1.6 J	1.3 J	2.2 U	1.6 J	3.5	2 J
N-Heptane	µg/m ³	3.3	3.5	0.5 J	1.2	0.82	0.82 U	0.89	4.8	1.4
N-Hexane	µg/m ³	1.5 J	1.1 J	1.8	0.69 J	1.2 J	1.8 U	0.69 J	0.96 J	2.4
Matrix F										
Toluene	µg/m ³	6.3	3.7	2.3	2.1	1.7	0.75 U	3.8	4.4	6.1
1,1,2,2-Tetrachloroethane	µg/m ³	1.4 U	1.4 U	1.4 U	1.4 U	1.4 U	1.4 U	1.4 U	1.4 U	1.4 U
1,1,2-Trichloro-1,2,2-Trifluoroethane	µg/m ³	1.5 U	1.5 U	1.5 U	1.5 U	1.5 U	1.5 U	1.5 U	1.5 U	1.5 U
1,1,2-Trichloroethane	µg/m ³	1.1 U	1.1 U	1.1 U	1.1 U	1.1 U	1.1 U	1.1 U	1.1 U	1.1 U
1,1-Dichloroethene	µg/m ³	0.2 U	0.2 U	0.2 U	0.2 U	0.2 U	0.2 U	0.2 U	0.2 U	0.2 U
1,2,4-Trichlorobenzene	µg/m ³	3.7 U	3.7 U	3.7 U	3.7 U	3.7 U	3.7 U	3.7 U	3.7 U	3.7 U
1,2-Dibromoethane (Ethylene Dibromide)	µg/m ³	1.5 U	1.5 U	1.5 U	1.5 U	1.5 U	1.5 U	1.5 U	1.5 U	1.5 U

Table 1. Summary of Volatile Organic Compounds in Indoor Ambient Air, 110 Dinsmore Place, Bronx, New York

Sample Designation:		IA-01	IA-01	IA-01	IA-01	IA-01	IA-01	IA-01	IA-02	IA-02
Sample Date:		06/28/2023	06/28/2023	09/22/2023	12/05/2023	12/05/2023	03/20/2024	03/20/2024	06/28/2023	09/22/2023
Normal or Field Duplicate:		N	FD	N	N	FD	N	FD	N	N
Parameter	Unit									
1,2-Dichlorobenzene	µg/m ³	1.2 U	1.2 U	1.2 U	1.2 U	1.2 U	1.2 U	1.2 U	1.2 U	1.2 U
1,2-Dichloroethane	µg/m ³	0.81 U	0.81 U	0.81 U	0.81 U	0.81 U	0.81 U	0.81 U	0.81 U	0.81 U
1,2-Dichloropropane	µg/m ³	0.92 U	0.92 U	0.92 U	0.92 U	0.92 U	0.92 U	0.92 U	0.92 U	0.92 U
1,2-Dichlorotetrafluoroethane	µg/m ³	1.4 U	1.4 U	1.4 U	1.4 U	1.4 U	1.4 U	1.4 U	1.4 U	1.4 U
1,3-Butadiene	µg/m ³	0.17 J	0.15 J	0.13 J	0.44 U	0.44 U	0.44 U	0.15 J	0.44 U	0.44 U
1,3-Dichlorobenzene	µg/m ³	1.2 U	1.2 U	1.2 U	1.2 U	1.2 U	1.2 U	1.2 U	1.2 U	1.2 U
1,4-Dichlorobenzene	µg/m ³	3.9	4	28	36	23	1.2 U	5.8	1.3	0.76 J
1,4-Dioxane (P-Dioxane)	µg/m ³	18 U	18 U	18 U	18 U	18 U	18 U	18 U	18 U	18 U
2-Chlorotoluene	µg/m ³	1 U	1 U	1 U	1 U	1 U	1 U	1 U	1 U	1 U
2-Hexanone	µg/m ³	2 U	2 U	1.4 J	2 U	2 U	2 U	2 U	2 U	2 U
4-Ethyltoluene	µg/m ³	0.98 U	0.98 U	0.24 J	0.98 U	0.98 U	0.98 U	0.98 U	0.98 U	0.98 U
Acetone	µg/m ³	70	71	130 D	110 D	110 D	4.3 J	28	49	32
Allyl Chloride (3-Chloropropene)	µg/m ³	1.6 U	1.6 U	1.6 U	1.6 U	1.6 U	1.6 U	1.6 U	1.6 U	1.6 U
Benzyl Chloride	µg/m ³	1 U	1 U	1 U	1 U	1 U	1 U	1 U	1 U	1 U
Bromodichloromethane	µg/m ³	1.3 U	1.3 U	1.3 U	1.3 U	1.3 U	1.3 U	1.3 U	1.3 U	1.3 U
Bromoform	µg/m ³	2.1 U	2.1 U	2.1 U	2.1 U	2.1 U	2.1 U	2.1 U	2.1 U	2.1 U
Bromomethane	µg/m ³	0.78 U	0.78 U	0.78 U	0.78 U	0.78 U	0.78 U	0.78 U	0.78 U	0.78 U
Butane	µg/m ³	150 D	160 D	80	59	43	5.4	26	15	15
Carbon Disulfide	µg/m ³	13	0.84 J	0.54 J	0.49 J	0.99 J	1.6 U	1.6 U	1.2 J	6.3
Chlorobenzene	µg/m ³	0.92 U	0.92 U	0.92 U	0.92 U	0.92 U	0.92 U	0.92 U	0.92 U	0.92 U
Chlorodifluoromethane	µg/m ³	1.4 J	1.3 J	0.82 J	1.1 J	1.1 J	0.91 J	1 J	1.4 J	1.4 J
Chloroethane	µg/m ³	1.3 U	1.3 U	1.3 U	1.3 U	1.3 U	1.3 U	1.3 U	1.3 U	1.3 U
Chloroform	µg/m ³	3.4	3.4	6.3	0.94 J	0.74 J	0.98 U	0.57 J	1.6	1.8
Chloromethane	µg/m ³	1.2	1.1	1.2	1.6	1.4	1.2	1.1	1.1	0.95 J
Cis-1,3-Dichloropropene	µg/m ³	0.91 U	0.91 U	0.91 U	0.91 U	0.91 U	0.91 U	0.91 U	0.91 U	0.91 U
Cymene	µg/m ³	0.76 J	0.42 J	1 J	0.7 J	0.51 J	1.1 U	1.1 U	1.1 U	0.83 J
Dibromochloromethane	µg/m ³	1.7 U	1.7 U	1.7 U	1.7 U	1.7 U	1.7 U	1.7 U	1.7 U	1.7 U
Dichlorodifluoromethane	µg/m ³	1.6 J	1.5 J	1.6 J	2.2 J	2.1 J	1.6 J	1.9 J	1.7 J	1.7 J
Hexachlorobutadiene	µg/m ³	2.1 U	2.1 U	2.1 U	2.1 U	2.1 U	2.1 U	2.1 U	2.1 U	2.1 U
Isopropanol	µg/m ³	70	70	81	47	34	12 U	50	31	23
Isopropylbenzene (Cumene)	µg/m ³	0.98 U	0.98 U	0.22 J	0.98 U	0.98 U	0.98 U	0.98 U	0.98 U	0.98 U
Methyl Ethyl Ketone (2-Butanone)	µg/m ³	3.9	4.5	12	1.5	1.5	1.5 U	1.5 U	3.1	5.8

Table 1. Summary of Volatile Organic Compounds in Indoor Ambient Air, 110 Dinsmore Place, Bronx, New York

Sample Designation:		IA-01	IA-01	IA-01	IA-01	IA-01	IA-01	IA-01	IA-02	IA-02
Sample Date:		06/28/2023	06/28/2023	09/22/2023	12/05/2023	12/05/2023	03/20/2024	03/20/2024	06/28/2023	09/22/2023
Normal or Field Duplicate:		N	FD	N	N	FD	N	FD	N	N
Parameter	Unit									
Methyl Isobutyl Ketone (4-Methyl-2-Pentanone)	µg/m ³	0.99 J	0.97 J	2.6	2 U	2 U	2 U	2 U	0.65 J	2 U
Methyl Methacrylate	µg/m ³	1.4 J	1.4 J	1.7 J	3.9	3	2 U	0.91 J	2 U	0.92 J
N-Butylbenzene	µg/m ³	1.1 U	1.1 U	1.1 U	1.1 U	1.1 U	1.1 U	1.1 U	1.1 U	1.1 U
N-Propylbenzene	µg/m ³	0.98 U	0.98 U	0.98 U	0.98 U	0.98 U	0.98 U	0.98 U	0.98 U	0.98 U
Sec-Butylbenzene	µg/m ³	1.1 U	1.1 U	1.1 U	1.1 U	1.1 U	1.1 U	1.1 U	1.1 U	1.1 U
Styrene	µg/m ³	0.88	0.94	0.49 J	0.41 J	0.85 U	0.85 U	0.85 U	0.64 J	0.85 U
T-Butylbenzene	µg/m ³	1.1 U	1.1 U	1.1 U	1.1 U	1.1 U	1.1 U	1.1 U	1.1 U	1.1 U
Tert-Butyl Alcohol	µg/m ³	15 U	15 U	15 U	15 U	15 U	15 U	15 U	15 U	15 U
Tert-Butyl Methyl Ether	µg/m ³	0.72 U	0.72 U	0.72 U	0.72 U	0.72 U	0.72 U	0.72 U	0.72 U	0.72 U
Tetrahydrofuran	µg/m ³	15 U	15 U	8.8 J	15 U	15 U	15 U	15 U	15 U	15 U
Trans-1,2-Dichloroethene	µg/m ³	0.79 U	0.79 U	0.79 U	0.79 U	0.79 U	0.79 U	0.79 U	0.79 U	0.79 U
Trans-1,3-Dichloropropene	µg/m ³	0.91 U	0.91 U	0.91 U	0.91 U	0.91 U	0.91 U	0.91 U	0.91 U	0.91 U
Trichlorofluoromethane	µg/m ³	1 J	0.96 J	0.97 J	0.94 J	0.87 J	1.1 U	1.1	0.99 J	3
Vinyl Bromide	µg/m ³	0.87 U	0.87 U	0.87 U	0.87 U	0.87 U	0.87 U	0.87 U	0.87 U	0.87 U

Table 1. Summary of Volatile Organic Compounds in Indoor Ambient Air, 110 Dinsmore Place, Bronx, New York

Sample Designation:		IA-02	IA-02	IA-02	MP-1	MP-1	MP-1	MP-1	MP-2	MP-2
Sample Date:		09/22/2023	12/05/2023	03/20/2024	06/28/2023	09/22/2023	12/05/2023	03/20/2024	06/28/2023	09/22/2023
Normal or Field Duplicate:		FD	N	N	N	N	N	N	N	N
Parameter	Unit									
Matrix A										
Carbon Tetrachloride	µg/m ³	0.3	0.21 J	0.28	0.44	0.66 U	0.4	0.32	0.35	0.33
Trichloroethylene (TCE)	µg/m ³	0.2 U	0.2 U	0.2 U	0.2 U	6.6	52	75	0.2 U	0.2 U
Cis-1,2-Dichloroethylene	µg/m ³	0.2 U	0.2 U	0.2 U	0.2 U	0.6 U	0.2 U	0.2 U	0.2 U	0.2 U
1,1-Dichloroethane	µg/m ³	0.81 U	0.81 U	0.81 U	0.81 U	2.4 U	0.81 U	0.81 U	0.81 U	0.81 U
Matrix B										
Tetrachloroethylene (PCE)	µg/m ³	0.17 J	1.4 U	0.15 J	1.5	3.5 J	8	5.3	0.15 J	0.3 J
1,1,1-Trichloroethane (TCA)	µg/m ³	1.1 U	1.1 U	1.1 U	1.1 U	3.3 U	1.1 U	1.1 U	1.1 U	1.1 U
Methylene Chloride	µg/m ³	1.7 U	2.9	1.7 U	0.89 J	5.2 U	6.1	1.7 U	2.7 B	1.7 U
Matrix C										
Vinyl Chloride	µg/m ³	0.2 U	0.2 U	0.2 U	0.2 U	0.6 U	0.2 U	0.2 U	0.2 U	0.2 U
Matrix D										
Benzene	µg/m ³	0.74	0.34 J	0.7	1.3	1 J	0.75	1.1	1.9	1
Ethylbenzene	µg/m ³	0.45 J	0.38 J	0.44 J	1.8	3	1.9	2.6	1.4	1.2
Naphthalene	µg/m ³	2.6 U	2.6 U	2.6 U	2.6 U	7.8 U	2.6 U	2.6 U	2.6 U	2.6 U
Cyclohexane	µg/m ³	0.25 J	0.69 U	0.22 J	0.58 J	2.1 U	0.28 J	0.27 J	0.63 J	0.51 J
2,2,4-Trimethylpentane	µg/m ³	0.65 J	0.93 U	0.43 J	1.2	1.2 J	0.32 J	0.99	1	1.5
1,2,4-Trimethylbenzene	µg/m ³	0.86 J	0.98 U	0.98 U	2	8.6	0.72 J	1.2	1.6	9.6
1,3,5-Trimethylbenzene (Mesitylene)	µg/m ³	0.98 U	0.98 U	0.98 U	0.28 J	2.6 J	0.98 U	0.6 J	0.24 J	3.1
O-Xylene (1,2-Dimethylbenzene)	µg/m ³	0.58 J	0.51 J	0.41 J	2	3.7	1.4	2.1	1.3	1.7
Matrix E										
m,p-Xylene	µg/m ³	1.3 J	1.5 J	0.59 J	6.3	11	5.5	8.3	5.2	3.5
N-Heptane	µg/m ³	0.56 J	0.42 J	0.41 J	3.7	1.7 J	0.58 J	1.2	15	2
N-Hexane	µg/m ³	0.62 J	0.96 J	1.8 U	1.9	5.3 U	1.5 J	0.66 J	1.5 J	1.4 J
Matrix F										
Toluene	µg/m ³	2	0.8	2	7.9	4.5	2.3	4.6	11	4.9
1,1,2,2-Tetrachloroethane	µg/m ³	1.4 U	1.4 U	1.4 U	1.4 U	4.1 U	1.4 U	1.4 U	1.4 U	1.4 U
1,1,2-Trichloro-1,2,2-Trifluoroethane	µg/m ³	1.5 U	1.5 U	1.5 U	0.49 J	4.6 U	0.42 J	1.5 U	0.41 J	1.5 U
1,1,2-Trichloroethane	µg/m ³	1.1 U	1.1 U	1.1 U	1.1 U	3.3 U	1.1 U	1.1 U	1.1 U	1.1 U
1,1-Dichloroethene	µg/m ³	0.2 U	0.2 U	0.2 U	0.2 U	0.6 U	0.2 U	0.2 U	0.2 U	0.2 U
1,2,4-Trichlorobenzene	µg/m ³	3.7 U	3.7 U	3.7 U	3.7 U	11 U	3.7 U	3.7 U	3.7 U	3.7 U
1,2-Dibromoethane (Ethylene Dibromide)	µg/m ³	1.5 U	1.5 U	1.5 U	1.5 U	4.6 U	1.5 U	1.5 U	1.5 U	1.5 U

Table 1. Summary of Volatile Organic Compounds in Indoor Ambient Air, 110 Dinsmore Place, Bronx, New York

Sample Designation:		IA-02	IA-02	IA-02	MP-1	MP-1	MP-1	MP-1	MP-2	MP-2
Sample Date:		09/22/2023	12/05/2023	03/20/2024	06/28/2023	09/22/2023	12/05/2023	03/20/2024	06/28/2023	09/22/2023
Normal or Field Duplicate:		FD	N	N	N	N	N	N	N	N
Parameter	Unit									
1,2-Dichlorobenzene	µg/m ³	1.2 U	1.2 U	1.2 U	1.2 U	1.2 J	1.2 U	1.2 U	1.2 U	1.2 U
1,2-Dichloroethane	µg/m ³	0.81 U	0.81 U	0.81 U	0.81 U	2.4 U	0.81 U	0.81 U	0.81 U	0.81 U
1,2-Dichloropropane	µg/m ³	0.92 U	0.92 U	0.92 U	0.92 U	2.8 U	0.92 U	0.92 U	0.92 U	0.92 U
1,2-Dichlorotetrafluoroethane	µg/m ³	1.4 U	1.4 U	1.4 U	1.4 U	4.2 U	1.4 U	1.4 U	1.4 U	1.4 U
1,3-Butadiene	µg/m ³	0.087 J	0.44 U	0.16 J	0.15 J	1.3 U	0.44 U	0.44 U	0.26 J	0.12 J
1,3-Dichlorobenzene	µg/m ³	1.2 U	1.2 U	1.2 U	1.2 U	3.6 U	1.2 U	1.2 U	1.2 U	1.2 U
1,4-Dichlorobenzene	µg/m ³	1.1 J	1.2 U	1.2 U	3.3	8.8	1.2 U	1.2 U	1.4	2.7
1,4-Dioxane (P-Dioxane)	µg/m ³	18 U	18 U	18 U	18 U	54 U	18 U	18 U	18 U	18 U
2-Chlorotoluene	µg/m ³	1 U	1 U	1 U	1 U	3.1 U	1 U	1 U	1 U	1 U
2-Hexanone	µg/m ³	2 U	2 U	2 U	2 U	6.1 U	2 U	2 U	2 U	2 U
4-Ethyltoluene	µg/m ³	0.98 U	0.98 U	0.98 U	0.28 J	2.6 J	0.98 U	0.76 J	0.98 U	3.2
Acetone	µg/m ³	31	47	24	180 D	410 D	120 D	90	54	48
Allyl Chloride (3-Chloropropene)	µg/m ³	1.6 U	1.6 U	1.6 U	1.6 U	4.7 U	1.6 U	1.6 U	1.6 U	1.6 U
Benzyl Chloride	µg/m ³	1 U	1 U	1 U	1 U	3.1 U	1 U	1 U	1 U	1 U
Bromodichloromethane	µg/m ³	1.3 U	1.3 U	1.3 U	1.3 U	4 U	1.3 U	1.3 U	1.3 U	1.3 U
Bromoform	µg/m ³	2.1 U	2.1 U	2.1 U	2.1 U	6.2 U	2.1 U	2.1 U	2.1 U	2.1 U
Bromomethane	µg/m ³	0.78 U	0.78 U	0.78 U	0.78 U	2.3 U	0.78 U	0.78 U	0.78 U	0.78 U
Butane	µg/m ³	7.7	5.9	43	56	34	1.2 U	7.3	24	14
Carbon Disulfide	µg/m ³	1 J	1.6 U	1.6 U	0.57 J	1.4 J	1.6 U	1.6	0.47 J	1.6 U
Chlorobenzene	µg/m ³	0.92 U	0.92 U	0.92 U	0.92 U	150	0.92 U	0.92 U	0.92 U	0.92 U
Chlorodifluoromethane	µg/m ³	0.87 J	1.7 J	1 J	9.8	1.6 J	1.8 U	2	1.6 J	0.94 J
Chloroethane	µg/m ³	1.3 U	1.3 U	1.3 U	1.3 U	3.9 U	1.3 U	1.3 U	1.3 U	1.3 U
Chloroform	µg/m ³	1.9	1.2	0.34 J	4.7	16	22	21	1.3	1.7
Chloromethane	µg/m ³	1	1.3	1.3	1.6	0.93 J	1 U	0.72 J	1.4	0.93 J
Cis-1,3-Dichloropropene	µg/m ³	0.91 U	0.91 U	0.91 U	0.91 U	2.7 U	0.91 U	0.91 U	0.91 U	0.91 U
Cymene	µg/m ³	2.5	1.1 U	1.1 U	0.41 J	3.3 U	1.1 U	1.1 U	1.1 U	0.37 J
Dibromochloromethane	µg/m ³	1.7 U	1.7 U	1.7 U	1.7 U	5.1 U	1.7 U	1.7 U	1.7 U	1.7 U
Dichlorodifluoromethane	µg/m ³	1.6 J	3.1	1.8 J	2.3 J	1.8 J	2.2 J	2.3 J	1.8 J	1.6 J
Hexachlorobutadiene	µg/m ³	2.1 U	2.1 U	2.1 U	2.1 U	6.4 U	2.1 U	2.1 U	2.1 U	2.1 U
Isopropanol	µg/m ³	18	10 J	9.7 J	48	300 D	12 U	12 U	54	370 D
Isopropylbenzene (Cumene)	µg/m ³	0.98 U	0.98 U	0.98 U	0.25 J	2.9 U	0.98 U	0.98 U	0.98 U	0.98 U
Methyl Ethyl Ketone (2-Butanone)	µg/m ³	2.1	1.5 U	1.5 U	25	1100 D	360 D	130	3.5	3

Table 1. Summary of Volatile Organic Compounds in Indoor Ambient Air, 110 Dinsmore Place, Bronx, New York

Sample Designation:		IA-02	IA-02	IA-02	MP-1	MP-1	MP-1	MP-1	MP-2	MP-2
Sample Date:		09/22/2023	12/05/2023	03/20/2024	06/28/2023	09/22/2023	12/05/2023	03/20/2024	06/28/2023	09/22/2023
Normal or Field Duplicate:		FD	N	N	N	N	N	N	N	N
Parameter	Unit									
Methyl Isobutyl Ketone (4-Methyl-2-Pentanone)	µg/m ³	2 U	2 U	2 U	0.64 J	6.1 U	2 U	2.1	2 U	1.1 J
Methyl Methacrylate	µg/m ³	0.64 J	2 U	2 U	1.1 J	6.1 U	2 U	0.62 J	2 U	2 U
N-Butylbenzene	µg/m ³	1.1 U	1.1 U	1.1 U	1.1 U	3.3 U	1.1 U	1.1 U	1.1 U	1.1 U
N-Propylbenzene	µg/m ³	0.98 U	0.98 U	0.98 U	0.98 U	1.9 J	0.98 U	0.46 J	0.98 U	2.4
Sec-Butylbenzene	µg/m ³	1.1 U	1.1 U	1.1 U	1.1 U	3.3 U	1.1 U	1.1 U	1.1 U	1.1 U
Styrene	µg/m ³	0.85 U	0.85 U	0.85 U	1.2	1.2 J	0.35 J	0.85 U	0.63 J	1.3
T-Butylbenzene	µg/m ³	1.1 U	1.1 U	1.1 U	1.1 U	3.3 U	1.1 U	1.1 U	1.1 U	1.1 U
Tert-Butyl Alcohol	µg/m ³	15 U	15 U	15 U	15 U	45 U	15 U	21	15 U	6.9 J
Tert-Butyl Methyl Ether	µg/m ³	0.72 U	0.72 U	0.72 U	0.72 U	2.2 U	0.72 U	0.72 U	0.72 U	0.72 U
Tetrahydrofuran	µg/m ³	7.7 J	15 U	15 U	22	790 D	220 D	110	15 U	15 U
Trans-1,2-Dichloroethene	µg/m ³	0.11 J	0.79 U	0.79 U	0.79 U	2.4 U	0.79 U	0.79 U	0.79 U	0.79 U
Trans-1,3-Dichloropropene	µg/m ³	0.91 U	0.91 U	0.91 U	0.91 U	2.7 U	0.91 U	0.91 U	0.91 U	0.91 U
Trichlorofluoromethane	µg/m ³	0.87 J	0.88 J	1 J	2	1.1 J	1.2	1.3	1.1	1.2
Vinyl Bromide	µg/m ³	0.87 U	0.87 U	0.87 U	0.87 U	2.6 U	0.87 U	0.87 U	0.87 U	0.87 U

Table 1. Summary of Volatile Organic Compounds in Indoor Ambient Air, 110 Dinsmore Place, Bronx, New York

Sample Designation:		MP-2	MP-2
Sample Date:		12/05/2023	03/20/2024
Normal or Field Duplicate:		N	N
Parameter	Unit		
Matrix A			
Carbon Tetrachloride	µg/m ³	0.23	0.3
Trichloroethylene (TCE)	µg/m ³	4.6	2.3
Cis-1,2-Dichloroethylene	µg/m ³	0.2 U	0.2 U
1,1-Dichloroethane	µg/m ³	0.81 U	0.81 U
Matrix B			
Tetrachloroethylene (PCE)	µg/m ³	1.4	1.7
1,1,1-Trichloroethane (TCA)	µg/m ³	1.1 U	1.1 U
Methylene Chloride	µg/m ³	0.69 J	1.7 U
Matrix C			
Vinyl Chloride	µg/m ³	0.2 U	0.2 U
Matrix D			
Benzene	µg/m ³	0.31 J	0.87
Ethylbenzene	µg/m ³	0.87 U	0.57 J
Naphthalene	µg/m ³	2.6 U	2.6 U
Cyclohexane	µg/m ³	0.58 J	0.46 J
2,2,4-Trimethylpentane	µg/m ³	0.24 J	0.62 J
1,2,4-Trimethylbenzene	µg/m ³	0.98 U	0.83 J
1,3,5-Trimethylbenzene (Mesitylene)	µg/m ³	0.98 U	0.51 J
O-Xylene (1,2-Dimethylbenzene)	µg/m ³	0.87 U	0.77 J
Matrix E			
m,p-Xylene	µg/m ³	2.2 U	1.2 J
N-Heptane	µg/m ³	0.82 U	0.92
N-Hexane	µg/m ³	1.8 U	0.56 J
Matrix F			
Toluene	µg/m ³	0.31 J	1.8
1,1,2,2-Tetrachloroethane	µg/m ³	1.4 U	1.4 U
1,1,2-Trichloro-1,2,2-Trifluoroethane	µg/m ³	1.5 U	1.5 U
1,1,2-Trichloroethane	µg/m ³	1.1 U	1.1 U
1,1-Dichloroethene	µg/m ³	0.2 U	0.2 U
1,2,4-Trichlorobenzene	µg/m ³	3.7 U	3.7 U
1,2-Dibromoethane (Ethylene Dibromide)	µg/m ³	1.5 U	1.5 U

Table 1. Summary of Volatile Organic Compounds in Indoor Ambient Air, 110 Dinsmore Place, Bronx, New York

Sample Designation:		MP-2	MP-2
Sample Date:		12/05/2023	03/20/2024
Normal or Field Duplicate:		N	N
Parameter	Unit		
1,2-Dichlorobenzene	µg/m ³	1.2 U	1.2 U
1,2-Dichloroethane	µg/m ³	0.81 U	0.81 U
1,2-Dichloropropane	µg/m ³	0.92 U	0.92 U
1,2-Dichlorotetrafluoroethane	µg/m ³	1.4 U	1.4 U
1,3-Butadiene	µg/m ³	0.44 U	0.09 J
1,3-Dichlorobenzene	µg/m ³	1.2 U	1.2 U
1,4-Dichlorobenzene	µg/m ³	1.2 U	1.2 U
1,4-Dioxane (P-Dioxane)	µg/m ³	18 U	18 U
2-Chlorotoluene	µg/m ³	1 U	1 U
2-Hexanone	µg/m ³	2 U	2 U
4-Ethyltoluene	µg/m ³	0.98 U	0.55 J
Acetone	µg/m ³	29	51
Allyl Chloride (3-Chloropropene)	µg/m ³	1.6 U	1.6 U
Benzyl Chloride	µg/m ³	1 U	1 U
Bromodichloromethane	µg/m ³	1.3 U	1.3 U
Bromoform	µg/m ³	2.1 U	2.1 U
Bromomethane	µg/m ³	0.78 U	0.78 U
Butane	µg/m ³	3.7	31
Carbon Disulfide	µg/m ³	0.54 J	1.5 J
Chlorobenzene	µg/m ³	0.92 U	0.92 U
Chlorodifluoromethane	µg/m ³	1.8 U	1.2 J
Chloroethane	µg/m ³	1.3 U	1.3 U
Chloroform	µg/m ³	4.4	2.1
Chloromethane	µg/m ³	0.69 J	0.85 J
Cis-1,3-Dichloropropene	µg/m ³	0.91 U	0.91 U
Cymene	µg/m ³	1.1 U	1.1 U
Dibromochloromethane	µg/m ³	1.7 U	1.7 U
Dichlorodifluoromethane	µg/m ³	2.4 J	2.1 J
Hexachlorobutadiene	µg/m ³	2.1 U	2.1 U
Isopropanol	µg/m ³	6.9 J	54
Isopropylbenzene (Cumene)	µg/m ³	0.98 U	0.28 J
Methyl Ethyl Ketone (2-Butanone)	µg/m ³	1.9	1.8

Table 1. Summary of Volatile Organic Compounds in Indoor Ambient Air, 110 Dinsmore Place, Bronx, New York

Sample Designation:		MP-2	MP-2
Sample Date:		12/05/2023	03/20/2024
Normal or Field Duplicate:		N	N
Parameter	Unit		
Methyl Isobutyl Ketone (4-Methyl-2-Pentanone)	µg/m ³	2 U	0.94 J
Methyl Methacrylate	µg/m ³	2 U	2 U
N-Butylbenzene	µg/m ³	1.1 U	1.1 U
N-Propylbenzene	µg/m ³	0.98 U	0.42 J
Sec-Butylbenzene	µg/m ³	1.1 U	1.1 U
Styrene	µg/m ³	0.85 U	0.85 U
T-Butylbenzene	µg/m ³	1.1 U	1.1 U
Tert-Butyl Alcohol	µg/m ³	15 U	20
Tert-Butyl Methyl Ether	µg/m ³	0.72 U	0.72 U
Tetrahydrofuran	µg/m ³	15 U	15 U
Trans-1,2-Dichloroethene	µg/m ³	0.79 U	0.79 U
Trans-1,3-Dichloropropene	µg/m ³	0.91 U	0.91 U
Trichlorofluoromethane	µg/m ³	1.5	1.6
Vinyl Bromide	µg/m ³	0.87 U	0.87 U

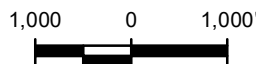
**Periodic Review Report
Chestnut Commons Atlantic Ave Site
NYSDEC BCP Site No. 224276
110 Dinsmore Place, Brooklyn, New York**

FIGURES

1. Site Location Map
2. Soil Vapor and Indoor Air Sampling Locations



QUADRANGLE LOCATION



Title:

SITE LOCATION MAP

CHESTNUT COMMONS ATLANTIC AVE. SITE
BLOCK 4142, LOT 34, BROOKLYN, NY
NYSDEC BCP SITE C224276

Prepared for:

CHESTNUT COMMONS APARTMENTS, LLC



Compiled by: R.M.

Date: 5/4/23

FIGURE

Prepared by: M.S.R.

Scale: AS SHOWN

Project Mgr: R.M.

Project: 3002.0004Y000

File: 3002.0004Y142.1.mxd

1



Title:

SOIL VAPOR AND INDOOR AIR SAMPLING LOCATIONS

CHESTNUT COMMONS ATLANTIC AVE. SITE
BLOCK 4142, LOT 34, BROOKLYN, NY
NYSDEC BCP SITE C224276

Prepared for:

CHESTNUT COMMONS APARTMENTS, LLC

ROUX	Compiled by: R.M.	Date: 5/4/23	FIGURE 2
	Prepared by: M.S.R.	Scale: AS SHOWN	
	Project Mgr: R.M.	Project: 3002.0004Y000	
	File: 3002.0004Y142.2.mxd		

Periodic Review Report
Chestnut Commons Atlantic Ave Site
NYSDEC BCP Site No. 224276
110 Dinsmore Place, Brooklyn, New York

APPENDICES

- A. IC/EC Certification Form
- B. Monthly Site Inspection Checklists
- C. Quarterly SSDS Operations and Maintenance Log

Periodic Review Report
Chestnut Commons Atlantic Ave Site
NYSDEC BCP Site No. 224276
110 Dinsmore Place, Brooklyn, New York

APPENDIX A

IC/EC Certification Form



Enclosure 2
NEW YORK STATE DEPARTMENT OF ENVIRONMENTAL CONSERVATION
Site Management Periodic Review Report Notice
Institutional and Engineering Controls Certification Form



Site No.	C224276	Site Details	Box 1
Site Name Chestnut Commons Atlantic Ave Site			
Site Address: 110 Dinsmore Place Zip Code: 11208			
City/Town: Brooklyn			
County: Kings			
Site Acreage: 0.659			
Reporting Period: April 28, 2023 to April 28, 2024			
			YES NO
1. Is the information above correct?			<input checked="" type="checkbox"/> <input type="checkbox"/>
If NO, include handwritten above or on a separate sheet.			
2. Has some or all of the site property been sold, subdivided, merged, or undergone a tax map amendment during this Reporting Period?			<input type="checkbox"/> <input checked="" type="checkbox"/>
3. Has there been any change of use at the site during this Reporting Period (see 6NYCRR 375-1.11(d))?			<input type="checkbox"/> <input checked="" type="checkbox"/>
4. Have any federal, state, and/or local permits (e.g., building, discharge) been issued for or at the property during this Reporting Period?			<input type="checkbox"/> <input checked="" type="checkbox"/>
If you answered YES to questions 2 thru 4, include documentation or evidence that documentation has been previously submitted with this certification form.			
5. Is the site currently undergoing development?			<input type="checkbox"/> <input checked="" type="checkbox"/>

			Box 2
			YES NO
6. Is the current site use consistent with the use(s) listed below? Unrestricted, Residential, Restricted-Residential, Commercial, and Industrial			<input checked="" type="checkbox"/> <input type="checkbox"/>
7. Are all ICs in place and functioning as designed?			<input checked="" type="checkbox"/> <input type="checkbox"/>

**IF THE ANSWER TO EITHER QUESTION 6 OR 7 IS NO, sign and date below and
DO NOT COMPLETE THE REST OF THIS FORM. Otherwise continue.**

A Corrective Measures Work Plan must be submitted along with this form to address these issues.

Box 2A

YES NO

8. Has any new information revealed that assumptions made in the Qualitative Exposure Assessment regarding offsite contamination are no longer valid?

☐☒

If you answered YES to question 8, include documentation or evidence that documentation has been previously submitted with this certification form.

9. Are the assumptions in the Qualitative Exposure Assessment still valid?
(The Qualitative Exposure Assessment must be certified every five years)

☒☐

If you answered NO to question 9, the Periodic Review Report must include an updated Qualitative Exposure Assessment based on the new assumptions.

SITE NO. C224276**Box 3****Description of Institutional Controls**

<u>Parcel</u>	<u>Owner</u>	<u>Institutional Control</u>
4142-34	Chestnut Commons Housing Development Fun	Ground Water Use Restriction Soil Management Plan Site Management Plan O&M Plan IC/EC Plan Monitoring Plan Landuse Restriction
<p>Institutional Control Imposition of an institutional control in the form of an environmental easement for the controlled property which will:</p> <ul style="list-style-type: none"> - require the remedial party or site owner to complete and submit to the Department a periodic certification of institutional and engineering controls in accordance with Part 375-1.8 (h)(3); - allow the use and development of the controlled property for residential use as defined by Part 375-1.8(g), although land use is subject to local zoning laws; - restrict the use of groundwater as a source of potable or process water, without necessary water quality treatment as determined by the NYCDOHMH; and - require compliance with the Department approved Site Management Plan. <p>Site Management Plan A Site Management Plan is required, which includes the following:</p> <ol style="list-style-type: none"> an Institutional and Engineering Control Plan that identifies all use restrictions and engineering controls for the site and details the steps and media-specific requirements necessary to ensure the following institutional and/or engineering controls remain in place and effective: <ul style="list-style-type: none"> - Institutional Controls: The environmental easement. - Engineering Controls: The sub-slab depressurization system. This plan includes, but may not be limited to: <ul style="list-style-type: none"> - descriptions of the provisions of the environmental easement including any land use, and groundwater use restrictions; - provisions for the management and inspection of the identified engineering controls; - maintaining site access controls and Department notification; and - the steps necessary for the periodic reviews and certification of the institutional and/or engineering controls. a Monitoring Plan to assess the performance and effectiveness of the remedy. The plan includes, but may not be limited to: <ul style="list-style-type: none"> - monitoring of soil vapor to assess the performance and effectiveness of the remedy; and - a schedule of monitoring and frequency of submittals to the Department. an Operation and Maintenance (O&M) Plan to ensure continued operation, maintenance, inspection, and reporting of any mechanical or physical components of the active vapor mitigation system(s). The plan includes, but is not limited to: <ul style="list-style-type: none"> - procedures for operating and maintaining the system(s); and - compliance inspection of the system(s) to ensure proper O&M as well as providing the data for any necessary reporting. 		
Box 4		
Description of Engineering Controls		
<u>Parcel</u>	<u>Engineering Control</u>	
4142-34	Vapor Mitigation	
A Sub Slab Depressurization System (SSDS).		

Periodic Review Report (PRR) Certification Statements

1. I certify by checking "YES" below that:

a) the Periodic Review report and all attachments were prepared under the direction of, and reviewed by, the party making the Engineering Control certification;

b) to the best of my knowledge and belief, the work and conclusions described in this certification are in accordance with the requirements of the site remedial program, and generally accepted engineering practices; and the information presented is accurate and complete.

YES NO



2. For each Engineering control listed in Box 4, I certify by checking "YES" below that all of the following statements are true:

(a) The Engineering Control(s) employed at this site is unchanged since the date that the Control was put in-place, or was last approved by the Department;

(b) nothing has occurred that would impair the ability of such Control, to protect public health and the environment;

(c) access to the site will continue to be provided to the Department, to evaluate the remedy, including access to evaluate the continued maintenance of this Control;

(d) nothing has occurred that would constitute a violation or failure to comply with the Site Management Plan for this Control; and

(e) if a financial assurance mechanism is required by the oversight document for the site, the mechanism remains valid and sufficient for its intended purpose established in the document.

YES NO



**IF THE ANSWER TO QUESTION 2 IS NO, sign and date below and
DO NOT COMPLETE THE REST OF THIS FORM. Otherwise continue.**

A Corrective Measures Work Plan must be submitted along with this form to address these issues.

Signature of Owner, Remedial Party or Designated Representative

Date

IC CERTIFICATIONS
SITE NO. C224276

Box 6


SITE OWNER OR DESIGNATED REPRESENTATIVE SIGNATURE

I certify that all information and statements in Boxes 1,2, and 3 are true. I understand that a false statement made herein is punishable as a Class "A" misdemeanor, pursuant to Section 210.45 of the Penal Law.

I Matthew Gross at Chestnut Commons Apartments LLC 334-336 E. 110th St. New York, NY 10029
print name print business address

am certifying as Owner (Owner or Remedial Party)

for the Site named in the Site Details Section of this form.


Signature of Owner, Remedial Party, or Designated Representative
Rendering Certification

5/24/2024
Date

EC CERTIFICATIONS

Box 7

Signature

I certify that all information in Boxes 4 and 5 are true. I understand that a false statement made herein is punishable as a Class "A" misdemeanor, pursuant to Section 210.45 of the Penal Law.

I Brian P. Morrissey at 209 Shafter Street, Islandia, NY 11749,
print name print business address

am certifying as a Owner
(Owner or Remedial Party)

Brian P. Morrissey



5/28/2024

Signature of , for the Owner or Remedial Party,
Rendering Certification

Stamp
(Required for PE)

Date

Periodic Review Report
Chestnut Commons Atlantic Ave Site
NYSDEC BCP Site No. 224276
110 Dinsmore Place, Brooklyn, New York

APPENDIX B

Monthly Site Inspection Checklists

Site Inspection Checklist, 110 Dinsmore Place, Brooklyn, New York

Date: April 25, 2023

Completed By: Rachel Miller and Alvaro Vallejo

Description	Status			Actions Taken / Comments
	Ok	Action Req.	N/A	
General Site Conditions				
1 Inspect general site conditions.	X			
Sub-Slab Depressurization System Blower				
A. Aboveground Piping on Roof				
1 Inspect aboveground piping for cracks, leaks and support issues.	X			
2 Inspect vacuum/pressure gauges and flowmeters for proper operation.	X			
B. Electrical				
1 Check that the electrical control panel is closed/secured.	X			
C. Blower Enclosure				
1 Inspect condition of exhaust fan, thermostat and louver.	X			
D. Knock-out Tank				
1 Check condition of vacuum filter.	X			
2 Check dilution valve for noises or leaks.	X			
3 Check for presence of water in knockout tank.	X			No water in knock out tank
E. Vapor Phase Carbon Units (If Installed)				
1 Inspect and check pressure gauges.			X	No GAC units installed
2 Check for any leaks on piping, fittings, etc.				
Institutional Controls				
1 Confirm that the site usage is in compliance with the institutional controls.	X			
Site Records				
1 Inspect site records and confirm that they are up to date (e.g., Site Inspection Checklists and Sub-Slab Depressurization System Operations Logs, sampling logs, etc.)	X			

Site Inspection Checklist, 110 Dinsmore Place, Brooklyn, New York

Date: May 30, 2023

Completed By: Rachel Miller and Alvaro Vallejo

Description	Status			Actions Taken / Comments
	Ok	Action Req.	N/A	
General Site Conditions	X			
1 Inspect general site conditions.				
Sub-Slab Depressurization System Blower				
A. Aboveground Piping on Roof	X			
1 Inspect aboveground piping for cracks, leaks and support issues.				
2 Inspect vacuum/pressure gauges and flowmeters for proper operation.	X			
B. Electrical	X			
1 Check that the electrical control panel is closed/secured.				
C. Blower Enclosure	X			
1 Inspect condition of exhaust fan, thermostat and louver.				
D. Knock-out Tank	X			
1 Check condition of vacuum filter.	X			
2 Check dilution valve for noises or leaks.	X			
3 Check for presence of water in knockout tank.	X			No water in knock out tank
E. Vapor Phase Carbon Units (If Installed)			X	No GAC units installed
1 Inspect and check pressure gauges.				
2 Check for any leaks on piping, fittings, etc.				
Institutional Controls	X			
1 Confirm that the site usage is in compliance with the institutional controls.				
Site Records	X			
1 Inspect site records and confirm that they are up to date (e.g., Site Inspection Checklists and Sub-Slab Depressurization System Operations Logs, sampling logs, etc.)				

Site Inspection Checklist, 110 Dinsmore Place, Brooklyn, New York

Date: June 28, 2023

Completed By: Brandon Lawrence

Description	Status			Actions Taken / Comments
	Ok	Action Req.	N/A	
General Site Conditions				
1 Inspect general site conditions.	X			
Sub-Slab Depressurization System Blower				
A. Aboveground Piping on Roof				
1 Inspect aboveground piping for cracks, leaks and support issues.	X			
2 Inspect vacuum/pressure gauges and flowmeters for proper operation.	X			
B. Electrical				
1 Check that the electrical control panel is closed/secured.	X			
C. Blower Enclosure				
1 Inspect condition of exhaust fan, thermostat and louver.	X			
D. Knock-out Tank				
1 Check condition of vacuum filter.	X			
2 Check dilution valve for noises or leaks.	X			
3 Check for presence of water in knockout tank.	X			No water in knock out tank
E. Vapor Phase Carbon Units (If Installed)				
1 Inspect and check pressure gauges.			X	No GAC units installed
2 Check for any leaks on piping, fittings, etc.				
Institutional Controls				
1 Confirm that the site usage is in compliance with the institutional controls.	X			
Site Records				
1 Inspect site records and confirm that they are up to date (e.g., Site Inspection Checklists and Sub-Slab Depressurization System Operations Logs, sampling logs, etc.)	X			

Site Inspection Checklist, 110 Dinsmore Place, Brooklyn, New York

Date: July 25, 2023

Completed By: Rachel Miller and Alvaro Vallejo

Description	Status			Actions Taken / Comments
	Ok	Action Req.	N/A	
General Site Conditions				
1 Inspect general site conditions.	X			
Sub-Slab Depressurization System Blower				
A. Aboveground Piping on Roof				
1 Inspect aboveground piping for cracks, leaks and support issues.	X			
2 Inspect vacuum/pressure gauges and flowmeters for proper operation.	X			
B. Electrical				
1 Check that the electrical control panel is closed/secured.	X			
C. Blower Enclosure				
1 Inspect condition of exhaust fan, thermostat and louver.	X			
D. Knock-out Tank				
1 Check condition of vacuum filter.	X			
2 Check dilution valve for noises or leaks.	X			
3 Check for presence of water in knockout tank.	X			No water in knock out tank
E. Vapor Phase Carbon Units (If Installed)				
1 Inspect and check pressure gauges.			X	No GAC units installed
2 Check for any leaks on piping, fittings, etc.				
Institutional Controls				
1 Confirm that the site usage is in compliance with the institutional controls.	X			
Site Records				
1 Inspect site records and confirm that they are up to date (e.g., Site Inspection Checklists and Sub-Slab Depressurization System Operations Logs, sampling logs, etc.)	X			

Site Inspection Checklist, 110 Dinsmore Place, Brooklyn, New York

Date: August 29, 2023

Completed By: Rachel Miller and Alvaro Vallejo

Description	Status			Actions Taken / Comments
	Ok	Action Req.	N/A	
General Site Conditions				
1 Inspect general site conditions.	X			
Sub-Slab Depressurization System Blower				
A. Aboveground Piping on Roof				
1 Inspect aboveground piping for cracks, leaks and support issues.	X			
2 Inspect vacuum/pressure gauges and flowmeters for proper operation.	X			
B. Electrical				
1 Check that the electrical control panel is closed/secured.	X			
C. Blower Enclosure				
1 Inspect condition of exhaust fan, thermostat and louver.	X			
D. Knock-out Tank				
1 Check condition of vacuum filter.	X			
2 Check dilution valve for noises or leaks.	X			
3 Check for presence of water in knockout tank.	X			No water in knock out tank
E. Vapor Phase Carbon Units (If Installed)				
1 Inspect and check pressure gauges.			X	No GAC units installed
2 Check for any leaks on piping, fittings, etc.				
Institutional Controls				
1 Confirm that the site usage is in compliance with the institutional controls.	X			
Site Records				
1 Inspect site records and confirm that they are up to date (e.g., Site Inspection Checklists and Sub-Slab Depressurization System Operations Logs, sampling logs, etc.)	X			

Site Inspection Checklist, 110 Dinsmore Place, Brooklyn, New York

Date: September 22, 2023

Completed By: Christine Mosley

Description	Status			Actions Taken / Comments
	Ok	Action Req.	N/A	
General Site Conditions				
1 Inspect general site conditions.	X			
Sub-Slab Depressurization System Blower				
A. Aboveground Piping on Roof				
1 Inspect aboveground piping for cracks, leaks and support issues.	X			
2 Inspect vacuum/pressure gauges and flowmeters for proper operation.	X			
B. Electrical				
1 Check that the electrical control panel is closed/secured.	X			
C. Blower Enclosure				
1 Inspect condition of exhaust fan, thermostat and louver.	X			
D. Knock-out Tank				
1 Check condition of vacuum filter.	X			
2 Check dilution valve for noises or leaks.	X			
3 Check for presence of water in knockout tank.	X			No water in knock out tank
E. Vapor Phase Carbon Units (If Installed)				
1 Inspect and check pressure gauges.			X	No GAC units installed
2 Check for any leaks on piping, fittings, etc.				
Institutional Controls				
1 Confirm that the site usage is in compliance with the institutional controls.	X			
Site Records				
1 Inspect site records and confirm that they are up to date (e.g., Site Inspection Checklists and Sub-Slab Depressurization System Operations Logs, sampling logs, etc.)	X			

Site Inspection Checklist, 110 Dinsmore Place, Brooklyn, New York

Date: October 24, 2023

Completed By: Rachel Miller and Alvaro Vallejo

Description	Status			Actions Taken / Comments
	Ok	Action Req.	N/A	
General Site Conditions				
1 Inspect general site conditions.	X			
Sub-Slab Depressurization System Blower				
A. Aboveground Piping on Roof				
1 Inspect aboveground piping for cracks, leaks and support issues.	X			
2 Inspect vacuum/pressure gauges and flowmeters for proper operation.	X			
B. Electrical				
1 Check that the electrical control panel is closed/secured.	X			
C. Blower Enclosure				
1 Inspect condition of exhaust fan, thermostat and louver.	X			
D. Knock-out Tank				
1 Check condition of vacuum filter.	X			
2 Check dilution valve for noises or leaks.	X			
3 Check for presence of water in knockout tank.	X			No water in knock out tank
E. Vapor Phase Carbon Units (If Installed)				
1 Inspect and check pressure gauges.			X	No GAC units installed
2 Check for any leaks on piping, fittings, etc.				
Institutional Controls				
1 Confirm that the site usage is in compliance with the institutional controls.	X			
Site Records				
1 Inspect site records and confirm that they are up to date (e.g., Site Inspection Checklists and Sub-Slab Depressurization System Operations Logs, sampling logs, etc.)	X			

Site Inspection Checklist, 110 Dinsmore Place, Brooklyn, New York

Date: November 28, 2023

Completed By: Rachel Miller and Alvaro Vallejo

Description	Status			Actions Taken / Comments
	Ok	Action Req.	N/A	
General Site Conditions				
1 Inspect general site conditions.	X			
Sub-Slab Depressurization System Blower				
A. Aboveground Piping on Roof				
1 Inspect aboveground piping for cracks, leaks and support issues.	X			
2 Inspect vacuum/pressure gauges and flowmeters for proper operation.	X			
B. Electrical				
1 Check that the electrical control panel is closed/secured.	X			
C. Blower Enclosure				
1 Inspect condition of exhaust fan, thermostat and louver.	X			
D. Knock-out Tank				
1 Check condition of vacuum filter.	X			
2 Check dilution valve for noises or leaks.	X			
3 Check for presence of water in knockout tank.	X			No water in knock out tank
E. Vapor Phase Carbon Units (If Installed)				
1 Inspect and check pressure gauges.			X	No GAC units installed
2 Check for any leaks on piping, fittings, etc.				
Institutional Controls				
1 Confirm that the site usage is in compliance with the institutional controls.	X			
Site Records				
1 Inspect site records and confirm that they are up to date (e.g., Site Inspection Checklists and Sub-Slab Depressurization System Operations Logs, sampling logs, etc.)	X			

Site Inspection Checklist, 110 Dinsmore Place, Brooklyn, New York

Date: December 5, 2023

Completed By: Emery Lovekamp

Description	Status			Actions Taken / Comments
	Ok	Action Req.	N/A	
General Site Conditions				
1 Inspect general site conditions.	X			
Sub-Slab Depressurization System Blower				
A. Aboveground Piping on Roof				
1 Inspect aboveground piping for cracks, leaks and support issues.	X			
2 Inspect vacuum/pressure gauges and flowmeters for proper operation.	X			
B. Electrical				
1 Check that the electrical control panel is closed/secured.	X			
C. Blower Enclosure				
1 Inspect condition of exhaust fan, thermostat and louver.	X			
D. Knock-out Tank				
1 Check condition of vacuum filter.	X			
2 Check dilution valve for noises or leaks.	X			
3 Check for presence of water in knockout tank.		X		<1 gallon drained from water in knock out tank
E. Vapor Phase Carbon Units (If Installed)				
1 Inspect and check pressure gauges.			X	No GAC units installed
2 Check for any leaks on piping, fittings, etc.				
Institutional Controls				
1 Confirm that the site usage is in compliance with the institutional controls.	X			
Site Records				
1 Inspect site records and confirm that they are up to date (e.g., Site Inspection Checklists and Sub-Slab Depressurization System Operations Logs, sampling logs, etc.)	X			

Site Inspection Checklist, 110 Dinsmore Place, Brooklyn, New York

Date: January 30, 2024

Completed By: Rachel Miller and Alvaro Vallejo

Description	Status			Actions Taken / Comments
	Ok	Action Req.	N/A	
General Site Conditions				
1 Inspect general site conditions.	X			
Sub-Slab Depressurization System Blower				
A. Aboveground Piping on Roof				
1 Inspect aboveground piping for cracks, leaks and support issues.	X			
2 Inspect vacuum/pressure gauges and flowmeters for proper operation.	X			
B. Electrical				
1 Check that the electrical control panel is closed/secured.	X			
C. Blower Enclosure				
1 Inspect condition of exhaust fan, thermostat and louver.	X			
D. Knock-out Tank				
1 Check condition of vacuum filter.	X			
2 Check dilution valve for noises or leaks.	X			
3 Check for presence of water in knockout tank.	X			No water in knock out tank
E. Vapor Phase Carbon Units (If Installed)				
1 Inspect and check pressure gauges.			X	No GAC units installed
2 Check for any leaks on piping, fittings, etc.				
Institutional Controls				
1 Confirm that the site usage is in compliance with the institutional controls.	X			
Site Records				
1 Inspect site records and confirm that they are up to date (e.g., Site Inspection Checklists and Sub-Slab Depressurization System Operations Logs, sampling logs, etc.)	X			

Site Inspection Checklist, 110 Dinsmore Place, Brooklyn, New York

Date: February 27, 2024

Completed By: Rachel Miller and Alvaro Vallejo

Description	Status			Actions Taken / Comments
	Ok	Action Req.	N/A	
General Site Conditions				
1 Inspect general site conditions.	X			
Sub-Slab Depressurization System Blower				
A. Aboveground Piping on Roof				
1 Inspect aboveground piping for cracks, leaks and support issues.	X			
2 Inspect vacuum/pressure gauges and flowmeters for proper operation.	X			
B. Electrical				
1 Check that the electrical control panel is closed/secured.	X			
C. Blower Enclosure				
1 Inspect condition of exhaust fan, thermostat and louver.	X			
D. Knock-out Tank				
1 Check condition of vacuum filter.	X			
2 Check dilution valve for noises or leaks.	X			
3 Check for presence of water in knockout tank.	X			No water in knock out tank
E. Vapor Phase Carbon Units (If Installed)				
1 Inspect and check pressure gauges.			X	No GAC units installed
2 Check for any leaks on piping, fittings, etc.				
Institutional Controls				
1 Confirm that the site usage is in compliance with the institutional controls.	X			
Site Records				
1 Inspect site records and confirm that they are up to date (e.g., Site Inspection Checklists and Sub-Slab Depressurization System Operations Logs, sampling logs, etc.)	X			

Site Inspection Checklist, 110 Dinsmore Place, Brooklyn, New York

Date: March 20, 2024

Completed By: Christine Mosley

Description	Status			Actions Taken / Comments
	Ok	Action Req.	N/A	
General Site Conditions				
1 Inspect general site conditions.	X			
Sub-Slab Depressurization System Blower				
A. Aboveground Piping on Roof				
1 Inspect aboveground piping for cracks, leaks and support issues.	X			
2 Inspect vacuum/pressure gauges and flowmeters for proper operation.	X			
B. Electrical				
1 Check that the electrical control panel is closed/secured.	X			
C. Blower Enclosure				
1 Inspect condition of exhaust fan, thermostat and louver.	X			
D. Knock-out Tank				
1 Check condition of vacuum filter.	X			
2 Check dilution valve for noises or leaks.	X			
3 Check for presence of water in knockout tank.		X		<1 gallon drained from water in knock out tank.
E. Vapor Phase Carbon Units (If Installed)				
1 Inspect and check pressure gauges.			X	No GAC units installed
2 Check for any leaks on piping, fittings, etc.				
Institutional Controls				
1 Confirm that the site usage is in compliance with the institutional controls.	X			
Site Records				
1 Inspect site records and confirm that they are up to date (e.g., Site Inspection Checklists and Sub-Slab Depressurization System Operations Logs, sampling logs, etc.)	X			

**Periodic Review Report
Chestnut Commons Atlantic Ave Site
NYSDEC BCP Site No. 224276
110 Dinsmore Place, Brooklyn, New York**

APPENDIX C

Quarterly SSDS Operations and Maintenance Log

SSDS Operations and Maintenance Log, 110 Dinsmore Place, Brooklyn, New York

INSPECTION ITEM DESCRIPTION	Yes	Action Req.	Comments/ Actions Taken
Is the system operating normally?	<u>X</u>	—	<u>No warning lights</u> <u>No knock out tank drainage</u>
Are any warning lights on? (Please list those that are on)	<u>X</u>	—	
If there is an alarm condition, was it fixed and the system restarted?	<u>X</u>	—	
Is the blower enclosure in good condition?	<u>X</u>	—	
Is the vacuum filter in good condition?	<u>X</u>	—	
Does the knock-out tank need to be drained? (Record amount drained)	<u>X</u>	—	
Are aboveground piping free of cracks, leaks, and support issues?	<u>X</u>	—	
Are vacuum/pressure gauges at blower operating properly?	<u>X</u>	—	
Are interior piping free of cracks, leaks, and support issues?	<u>X</u>	—	
List maintenance activities that were performed or other comments about the system:			

Source of Reading	Units	Values	Comments
Blower Run Time	Hours	10036	
Vacuum at Aboveground Piping (at roof line)	Inches of Water	N/A	
MP-1	Inches of Water	-0.092	
MP-2	Inches of Water	-0.014	
Knock-Out Tank Vacuum	Inches of Water	14	
Blower Inlet Vacuum	Inches of Water	-16	
Blower Discharge Pressure	Inches of Water	0	
Blower Effluent PID Reading	PPMV	0	
VPGAC Unit Effluent PID Reading (If Applicable)	PPMV	N/A	

Form Completed By: Rachel Miller

Signature: 

Date & Time: 6/28/2023 8:00 AM

SSDS Operations and Maintenance Log, 110 Dinsmore Place, Brooklyn, New York

INSPECTION ITEM DESCRIPTION	Yes	Action Req.	Comments/ Actions Taken
Is the system operating normally?	<u>X</u>	—	<u>No warning lights</u> <u>No knock out tank drainage</u>
Are any warning lights on? (Please list those that are on)	<u>X</u>	—	
If there is an alarm condition, was it fixed and the system restarted?	<u>X</u>	—	
Is the blower enclosure in good condition?	<u>X</u>	—	
Is the vacuum filter in good condition?	<u>X</u>	—	
Does the knock-out tank need to be drained? (Record amount drained)	<u>X</u>	—	
Are aboveground piping free of cracks, leaks, and support issues?	<u>X</u>	—	
Are vacuum/pressure gauges at blower operating properly?	<u>X</u>	—	
Are interior piping free of cracks, leaks, and support issues?	<u>X</u>	—	
List maintenance activities that were performed or other comments about the system:			

Source of Reading	Units	Values	Comments
Blower Run Time	Hours	12098	
Vacuum at Aboveground Piping (at roof line)	Inches of Water	N/A	
MP-1	Inches of Water	-0.069	
MP-2	Inches of Water	-0.035	
Knock-Out Tank Vacuum	Inches of Water	13	
Blower Inlet Vacuum	Inches of Water	-13	
Blower Discharge Pressure	Inches of Water	0	
Blower Effluent PID Reading	PPMV	0	
VPGAC Unit Effluent PID Reading (If Applicable)	PPMV	N/A	

Form Completed By: Rachel Miller

Signature: 

Date & Time: 9/22/2023 8:00 AM

SSDS Operations and Maintenance Log, 110 Dinsmore Place, Brooklyn, New York

INSPECTION ITEM DESCRIPTION	Yes	Action Req.	Comments/ Actions Taken
Is the system operating normally?	<u>X</u>	—	<u>No warning lights</u> <u><1 gallon</u>
Are any warning lights on? (Please list those that are on)	<u>X</u>	—	
If there is an alarm condition, was it fixed and the system restarted?	<u>X</u>	—	
Is the blower enclosure in good condition?	<u>X</u>	—	
Is the vacuum filter in good condition?	<u>X</u>	—	
Does the knock-out tank need to be drained? (Record amount drained)	—	<u>X</u>	
Are aboveground piping free of cracks, leaks, and support issues?	<u>X</u>	—	
Are vacuum/pressure gauges at blower operating properly?	<u>X</u>	—	
Are interior piping free of cracks, leaks, and support issues?	<u>X</u>	—	
List maintenance activities that were performed or other comments about the system:			

Source of Reading	Units	Values	Comments
Blower Run Time	Hours	13660	
Vacuum at Aboveground Piping (at roof line)	Inches of Water	N/A	
MP-1	Inches of Water	-0.013	
MP-2	Inches of Water	-0.091	
Knock-Out Tank Vacuum	Inches of Water	16	
Blower Inlet Vacuum	Inches of Water	-14	
Blower Discharge Pressure	Inches of Water	0	
Blower Effluent PID Reading	PPMV	0	
VPGAC Unit Effluent PID Reading (If Applicable)	PPMV	N/A	

Form Completed By: Rachel Miller

Signature: 

Date & Time: 12/5/2023 9:00 AM

SSDS Operations and Maintenance Log, 110 Dinsmore Place, Brooklyn, New York

INSPECTION ITEM DESCRIPTION	Yes	Action Req.	Comments/ Actions Taken
Is the system operating normally?	<u>X</u>	—	<u>No warning lights</u> <u><1 gallon</u>
Are any warning lights on? (Please list those that are on)	<u>X</u>	—	
If there is an alarm condition, was it fixed and the system restarted?	<u>X</u>	—	
Is the blower enclosure in good condition?	<u>X</u>	—	
Is the vacuum filter in good condition?	<u>X</u>	—	
Does the knock-out tank need to be drained? (Record amount drained)	—	<u>X</u>	
Are aboveground piping free of cracks, leaks, and support issues?	<u>X</u>	—	
Are vacuum/pressure gauges at blower operating properly?	<u>X</u>	—	
Are interior piping free of cracks, leaks, and support issues?	<u>X</u>	—	
List maintenance activities that were performed or other comments about the system:			

Source of Reading	Units	Values	Comments
Blower Run Time	Hours	16054	
Vacuum at Aboveground Piping (at roof line)	Inches of Water	N/A	
MP-1	Inches of Water	-0.063	
MP-2	Inches of Water	-0.056	
Knock-Out Tank Vacuum	Inches of Water	14	
Blower Inlet Vacuum	Inches of Water	-15	
Blower Discharge Pressure	Inches of Water	0	
Blower Effluent PID Reading	PPMV	0	
VPGAC Unit Effluent PID Reading (If Applicable)	PPMV	N/A	

Form Completed By: Rachel Miller

Signature: 

Date & Time: 3/20/2024 9:00 AM