October 31, 2017

PHASE II
ENVIRONMENTAL SITE ASSESSMENT

198 Douglass Street
Brooklyn, New York

Prepared for

MIDWOOD INVESTMENT AND DEVELOPMENT
430 Park Avenue, 5th Floor
New York, New York 10022

ROUX ASSOCIATES, INC.

Environmental Consulting & Management

209 Shafter Street, Islandia, New York 11749 ♦ 631-232-2600

0715.0028Y.103/CV

TABLE OF CONTENTS

TABLES

FIGURES

APPENDICES

PLATES

1.0 INTRODUCTION

Roux Associates, Inc., (Roux Associates) on behalf of Midwood Investment and Development (Midwood), has prepared this Phase II Environmental Site Assessment (ESA) report to characterize environmental conditions of the property at 198 Douglass Street, Brooklyn, New York (Site) (Figure 1). The objective of the Phase II ESA was to characterize existing soil, groundwater, and sub-slab vapor conditions at the Site.

1.1 Property Location and Description

The Site is located in the Borough of Brooklyn, New York, and is identified in New York City tax maps as Tax Block 417, Lot 14. The Site is currently being used as a storage facility for art, antique goods, and furniture.

1.2 Current Surrounding Property Usage

The Site is located on the south side of Douglass Street. The Site is bordered to the north, across Douglass Street with industrial/manufacturing buildings. The Gowanus Canal is to the east and across the canal is a mix of residential and industrial use properties. To the south is Degraw Street and industrial/manufacturing properties. There are residential and mixed-use properties to the west.

1.3 Results of Phase I ESA

In October 2017, Roux Associates completed a Phase I ESA at the Site. Based on the information gathered during the Phase I ESA and the sampling results from this concurrent Phase II ESA, no Recognized Environmental Conditions (RECs) or Controlled Recognized Environmental Conditions were identified in connection with the Site.

2.0 METHODS OF INVESTIGATION

The following scope of work was developed to investigate environmental conditions at the Site. A Site plan showing the soil boring, groundwater, and soil vapor sampling locations is provided in Figure 2.

2.1 Soil Investigation

The proposed scope of work consisted of three soil borings. Each boring was cleared with hand tools to a depth of five feet below land surface (ft bls) ensuring no utilities were present. Following preclearance, three soil borings (SB-1 through SB-3) were advanced to a depth of 20 ft bls with a Geoprobe 420M drill rig. Soil from each of the borings was visually inspected for evidence of impacts and screened for organic vapors in the field using a photoionization detector (PID). Soil lithology was recorded according to the Unified Soils Classification System; the stratgraphic sequences are provided in Appendix A. Three soil sample from soil borings SB-1, SB-2, and SB-3 were collected for laboratory analysis from the two-foot interval exhibiting evidence of impact, such as elevated PID detections, odors, or staining. The shallow samples were collected from within a layer of fill material observed throughout the Site. At locations SB-1 and SB-2, a deeper sample was collected from the native soil.

Soil samples were analyzed at Alpha Analytical of Westborough, Massachusetts, a New York State Department of Health (NYSDOH) ELAP certified laboratory (11148) for target compound list (TCL) volatile organic compounds (VOCs) via method 8260C, TCL semivolatile organic compounds (SVOCs) via method 8270D, target analyte list (TAL) metals via method 6010C, total cyanide via method 9010C/9012B, total petroleum hydrocarbons (TPH) – gasoline range organics (GRO) and TPH – diesel range organics (DRO) via method 8015C(M), TCL polychlorinated biphenyls (PCBs) via method 8082A, and total solids via method 2540G.

2.2 Groundwater Investigation

During the Phase I ESA Site inspection, three monitoring wells were observed at the Site. No historical information was available for these monitoring wells. The scope of work included sampling at all three wells that Roux Associates designated as MW-1 through MW-3. Prior to sampling, all wells were gauged with an oil-water interface probe.

Sampling at the three wells was completed following low flow purging procedures using a peristaltic pump and disposable silicone and polyethylene tubing. Water was purged at a rate of less than 200 mililiters per minute to ensuring minimal drawdown of the surrounding aquifer and representative aquifer parameters. Real-time groundwater parameters were recorded using a Horibia U52-2 water quality sonde and are presented in Appendix B.

Groundwater samples were also analyzed at Alpha Analytical of Westborough, Massachusetts for TCL VOCs, TCL SVOCs, TAL metals (both total and dissolved) via method 6020A, total cyanide, and PCBs.

2.3 Soil Vapor Investigation

The sub-slab vapor investigation scope of work was prepared in general accordance with the NYSDOH Guidance for Evaluating Soil Vapor Intrusion in the State of New York (NYSDOH Guidance).

To evaluate the existing sub-slab vapor conditions at the Site, the following scope of work was performed. Two locations (SS-1 and SS-S) were installed using a hammer drill that penetrated the concrete slab. A temporary sub-slab sampling port consisting of a stainless steel pin was fitted with a rubber gasket and hammered into the ported concrete slab.

Following installation of each temporary sub-slab vapor point, the integrity of each sampling point seal was checked in accordance with NYSDOH Guidance. This step was conducted as a quality assurance/quality control measure to verify that the sub-slab vapor sample was not compromised by inadvertent introduction of ambient air into the sample. Soil vapor was purged from the point using an air pump calibrated to approximately 0.2 liters per minute while the sampling point was covered at the surface with a small enclosure that is partially filled with helium. The soil vapor discharging from the air pump and the air within the enclosure was continuously monitored for helium during purging. Immediately prior to sample collection, each soil vapor point was purged of approximately three volumes of soil vapor using an air pump calibrated to approximately 0.2 liters per minute. Samples were collected using batch certified vacuum canisters equipped with laboratory-supplied, two-hour regulators for analysis of organic vapors. One indoor air sample was also collected.

Soil vapor samples were analyzed at Alpha Analytical in Westborough, Massachusetts, an NYSDOH ELAP certified laboratory (11627) for VOCs via USEPA Method TO-15.

3.0 PHASE II ESA RESULTS

Work completed as part of this Phase II ESA included the collection of soil, groundwater, and soil vapor samples. An overview of hydrogeologic conditions, followed by an evaluation of the environmental media sampling results is provided below. Soil boring logs developed for each location are provided in Appendix A. A full set of laboratory analytical data is provided as Appendix C.

3.1 Site Geology

The Site is underlain with a mixture of fill consisting of sand and gravel, ranging in thickness from five to nine feet. Beneath the fill the subsurface is predominantly composed of fine sand, silt, and clay. At approximately 16 to 19.5 ft bls there is a pervasive peat/meadow mat layer composed of compressed organic matter that was encountered in all three soil borings. The bedrock underlying the Site was not encountered during the soil investigation.

3.2 Site Hydrogeology

Groundwater was observed in the Site monitoring wells and within soil borings at approximately 3.5 ft bls. It is assumed that groundwater flows east toward the Gowanus Canal, which is adjacent to the Site. A quantitative determination of groundwater flow direction was not completed as part of the Phase II ESA.

3.3 Soil Investigation Analytical Results

The following section presents the results of the soil sampling and laboratory analysis. Elevated PID detections and odors were observed at SB-1 (7.5 – 9 ft bls) and SB-2 (6 – 7.5 ft bls). Staining of unknown origin and slight odors were detected at various depths throughout the borings but did not coorelate to elevated PID detections.

The concentrations of VOCs, SVOCs, metals, and PCBs were compared to the NYSDEC 6 New York Code of Rules and Regulations Part 375 Restricted-Residential Use Soil Cleanup Objectives (RRSCOs), and are provided in Tables 1 through 4. The rationale for comparing soil analytical results to these standards is based on the proposed residential-use redevelopment of the Site. A summary of soil exceedances is depicted on Plate 1 and laboratory analytical reports are provided in Appendix C.

The majority of VOC concentrations were below laboratory detection limits, and there were no volatile organic compounds (VOCs) or PCBs exceedances detected.

Concentrations of SVOCs in sample collected from SB-3 (18-20 ft bls) did not have any exceedances of RRSCOs. Multiple SVOCs, specifically polycyclic aromatic hydrocarbons (PAHs), were detected above RRSCOs in soil samples SB-1 (7.5-9 ft bls) and SB-2 (7.5-9 ft bls). PAHs are commonly detected in association with incomplete combustion of petroleum and coal products. This is consistent with the findings from the Phase I ESA conducted at the Site prior to investigations, which identified the existence of several historic coal yards at and around the Site.

Metals were detected above RRSCOs in samples collected from two of the three soil borings, SB-2 (7.5-9 ft bls) and SB-2 (7.5-9 ft bls). The concentrations and distribution of the metals detected in exceedances (mercury, cadmium, and chromium) are characteristic of urban fill. Exceedances of metals were not detected in the deeper samples that were collected from native soil.

Borings were all advanced to the peat/meadow mat layer to evaluate the possible presence of manufactured gas plant (MGP) coal tar which would sit on top of the peat confining layer. No MGP was identified.

3.4 Groundwater Analytical Results

The following section presents the results of the groundwater sampling and laboratory analysis. The concentrations of VOCs, SVOCs, metals, and PCBs were compared to the NYSDEC Ambient Water Quality Standards and Guidance Values (AQWSGVs), and are provided in Tables 5 through 8. A summary of groundwater exceedances is depicted on Plate 2 and laboratory analytical reports are provided in Appendix C.

The majority of VOC concentrations were below laboratory detection limits. There were no detections of VOCs above AWQSGVs in groundwater collected from the three monitoring wells at the Site.

Multiple SVOCs, specifically PAHs, were detected above AWQSGVs in groundwater samples collected from all three monitoring wells. PAHs are commonly detected in historic urban fill, and are associated with incomplete combustion of petroleum and coal products. This is consistent with

the findings from the Phase I ESA conducted at Site prior to investigations, which identified the existence of several historic coal yards at and around the Site.

Groundwater samples collected for metals analysis were analyzed for total concentrations, and dissolved concentrations by lab filtering the samples. Samples from all three monitoring wells, exhibited detections of the commonly occurring metals: iron, magnesium, manganese, and sodium, and each well had at least two or more AWQSGVs exceedances of the four metals (iron, magnesium, manganese, and sodium). These compounds are naturally occurring in an environment next to a body of saline/brackish water.

PCBs were not detected in any of the samples. The groundwater PCB analytical data is provided in Table 8. Laboratory analytical reports are provided in Appendix C.

3.5 Soil Vapor Analytical Results

Soil vapor samples were collected from two locations within the Site (SS-1 and SS-2) and one indoor air sample (IA-1) was collected (Figure 2). Concentrations of targeted VOCs (from the USEPA TO-15 Method) in sub-slab vapor were detected at all locations. Levels of VOCs, including chlorinated and petroleum related compounds, are consistent with soil quality throughout Queens and Brooklyn. When compared with the NYSDOH Soil Vapor Intrusion Guidance (May 2017), only one compound in one sample was above the “No Action” guidance. The concentration of trichloroethene in SS-2 was 159 micrograms per cubic meter, which triggers the “Mitigate” action. Detected VOC concentrations were also consistent with soil vapor samples collected during the 2012 investigation that was conducted at the request of NYSDEC. The source of the trichloroethene is apparently off site since there were no detections in either soil or groundwater. The soil vapor analytical data is provided in Table 9 and shown on Plate 3. Laboratory analytical reports are provided in Appendix C.

4.0 SUMMARY AND CONCLUSIONS

The soil sample results confirmed that the site is underlain by urban fill that contains low to moderate concentrations of metals and PAHs. No VOCs or PCBs were detected in soils above RRSCOs. There was no indication that any sources of contamination exist beneath the building. These results were sufficient for Roux Associates to conclude that the HREC identified in the associated Phase I ESA was, in fact, not an issue of concern. Additionally, the presence of MGP coal tar was evaluated and found to not be present at the site at least to a depth of 20 ft bls.. Based on the Phase II results, soil will have to be managed during redevelopment as a lightly impacted waste and disposed of at appropriate facilities.

Groundwater analytical data from existing monitoring wells at the Site indicate there is low level contamination typical of urban fill and land bordering saline to brackish waterways, based on the presence of SVOCs and metals. The concentrations do not indicate an onsite source of contamination.

Concentrations of VOCs in soil vapor were detected at all sampling locations, at levels consistent with soil vapor quality throughout Queens and Brooklyn. These concentrations do not indicate any on-site sources of chlorinated or non-chlorinated hydrocarbons.

Based on the results of the Phase II ESA, soil and soil vapor quality throughout the Site is consistent with urban fill in New York City, and is not indicative of contamination sources within the Site. The Phase II results indicate the site is not a candidate for the NYSDEC Brownfields Cleanup Program. If the site is rezoned, it is likely that the property will receive an E designation for hazardous materials and will have to go through the NYC Office of Environmental Remediation Voluntary Cleanup Program.

Respectfully submitted,

ROUX ASSOCIATES, INC.

Thalassa Sodre
Project Engineer

Craig A. Werle, P.G.
Principal Hydrogeologist

TABLES

Table 1. Summary of Volatile Organic Compounds in Soil, 198 Douglass Street, Brooklyn, New York

		Sample Deignation:	SB-1	SB-1	SB-2	SB-2	SB-3
		Sample Date:	10/09/2017	10/09/2017	10/09/2017	10/09/2017	10/09/2017
		Sample Depth (ft bls):	7.5 - 9	18 - 20	6 - 7.5	18 - 20	18 - 20
Parameter	NYSDEC Part 375 Restricted Residential SCO	Units					
1,1,1,2-Tetrachloroethane	--	µg/kg	1.6 U	7.3 U	72 U	2.7 U	4.2 U
1,1,1-Trichloroethane	100000	µg/kg	1.6 U	7.3 U	72 U	2.7 U	4.2 U
1,1,2,2-Tetrachloroethane	--	µg/kg	1.6 U	7.3 U	72 U	2.7 U	4.2 U
1,1,2-Trichloroethane	--	µg/kg	2.5 U	11 U	110 U	4 U	6.3 U
1,1-Dichloroethane	26000	µg/kg	2.5 U	11 U	110 U	4 U	6.3 U
1,1-Dichloroethene	100000	µg/kg	1.6 U	7.3 U	72 U	2.7 U	4.2 U
1,1-Dichloropropene	--	µg/kg	8.2 U	37 U	360 U	13 U	21 U
1,2,3-Trichlorobenzene	--	µg/kg	8.2 U	37 U	360 U	13 U	21 U
1,2,3-Trichloropropane	--	µg/kg	16 U	73 U	720 U	27 U	42 U
1,2,4,5-Tetramethylbenzene	--	µg/kg	13	29 U	190 J	11 U	17 U
1,2,4-Trichlorobenzene	--	µg/kg	8.2 U	37 U	360 U	13 U	21 U
1,2,4-Trimethylbenzene	52000	µg/kg	8.2 U	37 U	100 J	13 U	56
1,2-Dibromo-3-Chloropropane	--	µg/kg	8.2 U	37 U	360 U	13 U	21 U
1,2-Dibromoethane (Ethylene Dibromide)	--	µg/kg	6.6 U	29 U	290 U	11 U	17 U
1,2-Dichlorobenzene	100000	µg/kg	8.2 U	37 U	360 U	13 U	21 U
1,2-Dichloroethane	3100	µg/kg	1.6 U	7.3 U	72 U	2.7 U	4.2 U
1,2-Dichloropropane	--	µg/kg	5.7 U	26 U	250 U	9.3 U	15 U
1,3,5-Trimethylbenzene (Mesitylene)	52000	µg/kg	8.2 U	37 U	13 J	13 U	14 J
1,3-Dichlorobenzene	49000	µg/kg	8.2 U	37 U	360 U	13 U	21 U
1,3-Dichloropropane	--	µg/kg	8.2 U	37 U	360 U	13 U	21 U
1,4-Dichlorobenzene	13000	µg/kg	8.2 U	37 U	360 U	13 U	21 U
1,4-Diethyl Benzene	--	µg/kg	6.6 U	29 U	290 U	11 U	17 U
1,4-Dioxane (P-Dioxane)	13000	µg/kg	66 U	290 U	2900 U	110 U	170 U
2,2-Dichloropropane	--	µg/kg	8.2 U	37 U	360 U	13 U	21 U
2-Chlorotoluene	--	µg/kg	8.2 U	37 U	360 U	13 U	21 U
2-Hexanone	--	µg/kg	16 U	73 U	720 U	27 U	42 U
4-Chlorotoluene	--	µg/kg	8.2 U	37 U	360 U	13 U	21 U
4-Ethyltoluene	--	µg/kg	6.6 U	29 U	130 J	11 U	64
Acetone	100000	µg/kg	36	73 U	210 J	21 J	140
Acrylonitrile	--	µg/kg	16 U	73 U	720 U	27 U	42 U
Benzene	4800	µg/kg	1.6 U	200	28 J	2.7 U	610

Table 1. Summary of Volatile Organic Compounds in Soil, 198 Douglass Street, Brooklyn, New York

		Sample Deignation:	SB-1	SB-1	SB-2	SB-2	SB-3
		Sample Date:	10/09/2017	10/09/2017	10/09/2017	10/09/2017	10/09/2017
		Sample Depth (ft bls):	7.5 - 9	18 - 20	6 - 7.5	18 - 20	18 - 20
Parameter	NYSDEC Part 375 Restricted Residential SCO	Units					
1,1,1,2-Tetrachloroethane	--	µg/kg	1.6 U	7.3 U	72 U	2.7 U	4.2 U
Bromobenzene	--	µg/kg	8.2 U	37 U	360 U	13 U	21 U
Bromochloromethane	--	µg/kg	8.2 U	37 U	360 U	13 U	21 U
Bromodichloromethane	--	µg/kg	1.6 U	7.3 U	72 U	2.7 U	4.2 U
Bromoform	--	µg/kg	6.6 U	29 U	290 U	11 U	17 U
Bromomethane	--	µg/kg	3.3 U	15 U	66 J	5.3 U	8.4 U
Carbon Disulfide	--	µg/kg	16 U	9.2 J	720 U	5.2 J	11 J
Carbon Tetrachloride	2400	µg/kg	1.6 U	7.3 U	72 U	2.7 U	4.2 U
Chlorobenzene	100000	µg/kg	1.6 U	7.3 U	72 U	2.7 U	4.2 U
Chloroethane	--	µg/kg	3.3 U	15 U	140 U	5.3 U	8.4 U
Chloroform	49000	µg/kg	2.5 U	11 U	110 U	4 U	6.3 U
Chloromethane	--	µg/kg	8.2 U	37 U	360 U	13 U	21 U
Cis-1,2-Dichloroethylene	100000	µg/kg	1.6 U	7.3 U	72 U	2.7 U	4.2 U
Cis-1,3-Dichloropropene	--	µg/kg	1.6 U	7.3 U	72 U	2.7 U	4.2 U
Cymene	--	µg/kg	1.6 U	7.3 U	72 U	2.7 U	8.2
Dibromochloromethane	--	µg/kg	1.6 U	7.3 U	72 U	2.7 U	4.2 U
Dibromomethane	--	µg/kg	16 U	73 U	720 U	27 U	42 U
Dichlorodifluoromethane	--	µg/kg	16 U	73 U	720 U	27 U	42 U
Dichloroethylenes	--	µg/kg	1.6 U	7.3 U	72 U	2.7 U	4.2 U
Diethyl Ether (Ethyl Ether)	--	µg/kg	8.2 U	37 U	360 U	13 U	21 U
Ethylbenzene	41000	µg/kg	1.6 U	7.3 U	52 J	2.7 U	41
Hexachlorobutadiene	--	µg/kg	8.2 U	37 U	360 U	13 U	21 U
Isopropylbenzene (Cumene)	--	µg/kg	1.6 U	7.3 U	32 J	2.7 U	46
m,p-Xylene	--	µg/kg	3.3 U	15 U	190	5.3 U	210
Methyl Ethyl Ketone (2-Butanone)	100000	µg/kg	10 J	73 U	720 U	27 U	33 J
Methyl Isobutyl Ketone (4-Methyl-2-Pentanone)	--	µg/kg	16 U	73 U	720 U	27 U	42 U
Methylene Chloride	100000	µg/kg	16 U	73 U	720 U	27 U	42 U
Naphthalene	100000	µg/kg	4.1 J	37 U	260 J	13 U	0.65 J
N-Butylbenzene	100000	µg/kg	1.6 U	7.3 U	72 U	2.7 U	4.2 U
N-Propylbenzene	100000	µg/kg	1.6 U	7.3 U	72 U	2.7 U	15
O-Xylene (1,2-Dimethylbenzene)	--	µg/kg	3.3 U	15 U	31 J	5.3 U	56

Table 1. Summary of Volatile Organic Compounds in Soil, 198 Douglass Street, Brooklyn, New York

		Sample Deignation:	SB-1	SB-1	SB-2	SB-2	SB-3
		Sample Date:	10/09/2017	10/09/2017	10/09/2017	10/09/2017	10/09/2017
		Sample Depth (ft bls):	7.5 - 9	18 - 20	6 - 7.5	18 - 20	18 - 20
Parameter	NYSDEC Part 375 Restricted Residential SCO	Units					
1,1,1,2-Tetrachloroethane	--	µg/kg	1.6 U	7.3 U	72 U	2.7 U	4.2 U
Sec-Butylbenzene	100000	µg/kg	0.77 J	7.3 U	100	2.7 U	4.2 U
Styrene	--	µg/kg	3.3 U	15 U	140 U	5.3 U	8.4 U
T-Butylbenzene	100000	µg/kg	4.6 J	37 U	360 U	13 U	21 U
Tert-Butyl Methyl Ether	100000	µg/kg	3.3 U	15 U	13 J	5.3 U	8.4 U
Tetrachloroethylene (PCE)	19000	µg/kg	1.6 U	7.3 U	72 U	2.7 U	4.2 U
Toluene	100000	µg/kg	2.5 U	1.7 J	68 J	4 U	16
Total, 1,3-Dichloropropene (Cis And Trans)	--	µg/kg	1.6 U	7.3 U	72 U	2.7 U	4.2 U
Trans-1,2-Dichloroethene	100000	µg/kg	2.5 U	11 U	110 U	4 U	6.3 U
Trans-1,3-Dichloropropene	--	µg/kg	1.6 U	7.3 U	72 U	2.7 U	4.2 U
Trans-1,4-Dichloro-2-Butene	--	µg/kg	8.2 U	37 U	360 U	13 U	21 U
Trichloroethylene (TCE)	21000	µg/kg	1.6 U	7.3 U	72 U	2.7 U	4.2 U
Trichlorofluoromethane	--	µg/kg	8.2 U	37 U	360 U	13 U	21 U
Vinyl Acetate	--	µg/kg	16 U	73 U	720 U	27 U	42 U
Vinyl Chloride	900	µg/kg	3.3 U	15 U	140 U	5.3 U	8.4 U
Xylenes	100000	µg/kg	3.3 U	15 U	220 J	5.3 U	270

J - Estimated value
U - Indicates that the compound was analyzed for but not detected
µg/kg - Micrograms per kilogram
ft bls - Feet below land surface
NYSDEC - New York State Department of Environmental Conservation
SCO - Soil Cleanup Objectives
-- No SCO available
Bold data indicates that parameter was detected above the NYSDEC Part 375 Restricted Residential SCO

Table 2. Summary of Semivolatile Organic Compounds in Soil, 198 Douglass Street, Brooklyn, New York

		Sample Deignation:	SB-1	SB-1	SB-2	SB-2	SB-3
		Sample Date:	10/09/2017	10/09/2017	10/09/2017	10/09/2017	10/09/2017
		Sample Depth (ft bls):	7.5 - 9	18 - 20	6 - 7.5	18 - 20	18 - 20
Parameter	NYSDEC Part 375 Restricted Residential SCO	Units					
1,2,4,5-Tetrachlorobenzene	--	µg/kg	240 U	710 U	210 U	300 U	1000 U
1,2,4-Trichlorobenzene	--	µg/kg	240 U	710 U	210 U	300 U	1000 U
1,2-Dichlorobenzene	100000	µg/kg	240 U	710 U	210 U	300 U	1000 U
1,3-Dichlorobenzene	49000	µg/kg	240 U	710 U	210 U	300 U	1000 U
1,4-Dichlorobenzene	13000	µg/kg	240 U	710 U	210 U	300 U	1000 U
2,4,5-Trichlorophenol	--	µg/kg	240 U	710 U	210 U	300 U	1000 U
2,4,6-Trichlorophenol	--	µg/kg	140 U	420 U	120 U	180 U	610 U
2,4-Dichlorophenol	--	µg/kg	220 U	640 U	190 U	270 U	920 U
2,4-Dimethylphenol	--	µg/kg	210 J	710 U	210 U	300 U	1000 U
2,4-Dinitrophenol	--	µg/kg	1200 U	3400 U	1000 U	1400 U	4900 U
2,4-Dinitrotoluene	--	µg/kg	240 U	710 U	210 U	300 U	1000 U
2,6-Dinitrotoluene	--	µg/kg	240 U	710 U	210 U	300 U	1000 U
2-Chloronaphthalene	--	µg/kg	240 U	710 U	210 U	300 U	1000 U
2-Chlorophenol	--	µg/kg	240 U	710 U	210 U	300 U	1000 U
2-Methylnaphthalene	--	µg/kg	2500	850 U	460	360 U	1200 U
2-Methylphenol (O-Cresol)	100000	µg/kg	230 J	710 U	210 U	300 U	1000 U
2-Nitroaniline	--	µg/kg	240 U	710 U	210 U	300 U	1000 U
2-Nitrophenol	--	µg/kg	520 U	1500 U	450 U	640 U	2200 U
3- And 4- Methylphenol (Total)	100000	µg/kg	1200	1000 U	830	430 U	1500 U
3,3'-Dichlorobenzidine	--	µg/kg	240 U	710 U	210 U	300 U	1000 U
3-Nitroaniline	--	µg/kg	240 U	710 U	210 U	300 U	1000 U
4,6-Dinitro-2-Methylphenol	--	µg/kg	630 U	1800 U	540 U	770 U	2700 U
4-Bromophenyl Phenyl Ether	--	µg/kg	240 U	710 U	210 U	300 U	1000 U
4-Chloro-3-Methylphenol	--	µg/kg	240 U	710 U	210 U	300 U	1000 U
4-Chloroaniline	--	µg/kg	240 U	710 U	210 U	300 U	1000 U
4-Chlorophenyl Phenyl Ether	--	µg/kg	240 U	710 U	210 U	300 U	1000 U
4-Nitroaniline	--	µg/kg	240 U	710 U	210 U	300 U	1000 U
4-Nitrophenol	--	µg/kg	340 U	990 U	290 U	420 U	1400 U
Acenaphthene	100000	µg/kg	5900	560 U	190	240 U	820 U
Acenaphthylene	100000	µg/kg	1200	560 U	160 J	240 U	820 U

Table 2. Summary of Semivolatile Organic Compounds in Soil, 198 Douglass Street, Brooklyn, New York

		Sample Deignation:	SB-1	SB-1	SB-2	SB-2	SB-3
		Sample Date:	10/09/2017	10/09/2017	10/09/2017	10/09/2017	10/09/2017
		Sample Depth (ft bls):	7.5 - 9	18 - 20	6 - 7.5	18 - 20	18 - 20
Parameter	NYSDEC Part 375 Restricted Residential SCO	Units					
Acetophenone	--	µg/kg	240 U	710 U	210 U	300 U	1000 U
Anthracene	100000	µg/kg	11000	420 U	520	180 U	610 U
Benzo(A)Anthracene	**1000**	µg/kg	**15000**	99 J	**1300**	180 U	610 U
Benzo(A)Pyrene	**1000**	µg/kg	**12000**	560 U	**1200**	240 U	820 U
Benzo(B)Fluoranthene	**1000**	µg/kg	**14000**	420 U	**1500**	180 U	610 U
Benzo(G,H,I)Perylene	100000	µg/kg	5900	560 U	660	240 U	820 U
Benzo(K)Fluoranthene	**3900**	µg/kg	**5600**	420 U	510	180 U	610 U
Benzoic Acid	--	µg/kg	780 U	2300 U	680 U	960 U	3300 U
Benzyl Alcohol	--	µg/kg	240 U	710 U	210 U	300 U	1000 U
Benzyl Butyl Phthalate	--	µg/kg	240 U	710 U	210 U	300 U	1000 U
Biphenyl (Diphenyl)	--	µg/kg	410 J	1600 U	69 J	680 U	2300 U
Bis(2-Chloroethoxy) Methane	--	µg/kg	260 U	760 U	220 U	320 U	1100 U
Bis(2-Chloroethyl) Ether (2-Chloroethyl Ether)	--	µg/kg	220 U	640 U	190 U	270 U	920 U
Bis(2-Chloroisopropyl) Ether	--	µg/kg	290 U	850 U	250 U	360 U	1200 U
Bis(2-Ethylhexyl) Phthalate	--	µg/kg	240 U	710 U	12000	300 U	1000 U
Carbazole	--	µg/kg	3600	710 U	170 J	300 U	1000 U
Chrysene	**3900**	µg/kg	**13000**	92 J	1300	180 U	610 U
Dibenz(A,H)Anthracene	**330**	µg/kg	**1900**	420 U	160	180 U	610 U
Dibenzofuran	59000	µg/kg	4100	710 U	220	300 U	1000 U
Diethyl Phthalate	--	µg/kg	240 U	710 U	210 U	300 U	1000 U
Dimethyl Phthalate	--	µg/kg	240 U	710 U	210 U	300 U	1000 U
Di-N-Butyl Phthalate	--	µg/kg	240 U	710 U	210 U	300 U	1000 U
Di-N-Octylphthalate	--	µg/kg	240 U	710 U	210 U	300 U	1000 U
Fluoranthene	100000	µg/kg	32000	240 J	2700	50 J	610 U
Fluorene	100000	µg/kg	7200	710 U	220	300 U	1000 U
Hexachlorobenzene	1200	µg/kg	140 U	420 U	120 U	180 U	610 U
Hexachlorobutadiene	--	µg/kg	240 U	710 U	210 U	300 U	1000 U
Hexachlorocyclopentadiene	--	µg/kg	690 U	2000 U	600 U	850 U	2900 U
Hexachloroethane	--	µg/kg	190 U	560 U	170 U	240 U	820 U
Indeno(1,2,3-C,D)Pyrene	**500**	µg/kg	**7200**	560 U	**700**	240 U	820 U

Table 2. Summary of Semivolatile Organic Compounds in Soil, 198 Douglass Street, Brooklyn, New York

		Sample Deignation:	SB-1	SB-1	SB-2	SB-2	SB-3
		Sample Date:	10/09/2017	10/09/2017	10/09/2017	10/09/2017	10/09/2017
		Sample Depth (ft bls):	7.5 - 9	18 - 20	6 - 7.5	18 - 20	18 - 20
Parameter	NYSDEC Part 375 Restricted Residential SCO	Units					
Isophorone	--	µg/kg	220 U	640 U	190 U	270 U	920 U
Naphthalene	100000	µg/kg	4900	120 J	720	300 U	1000 U
Nitrobenzene	--	µg/kg	220 U	640 U	190 U	270 U	920 U
N-Nitrosodi-N-Propylamine	--	µg/kg	240 U	710 U	210 U	300 U	1000 U
N-Nitrosodiphenylamine	--	µg/kg	190 U	560 U	170 U	240 U	820 U
Pentachlorophenol	6700	µg/kg	190 U	560 U	170 U	240 U	820 U
Phenanthrene	100000	µg/kg	33000	280 J	1600	37 J	610 U
Phenol	100000	µg/kg	600	710 U	200 J	300 U	1000 U
Pyrene	100000	µg/kg	26000	180 J	2400	47 J	610 U

J - Estimated value
U - Indicates that the compound was analyzed for but not detected
µg/kg - Micrograms per kilogram
ft bls - Feet below land surface
NYSDEC - New York State Department of Environmental Conservation
SCO - Soil Cleanup Objectives
-- No SCO available
Bold data indicates that parameter was detected above the NYSDEC Part 375 Restricted Residential SCO

Table 3. Summary of Metals in Soil, 198 Douglass Street, Brooklyn, New York

		Sample Deignation:	SB-1	SB-1	SB-2	SB-2	SB-3
		Sample Date:	10/09/2017	10/09/2017	10/09/2017	10/09/2017	10/09/2017
		Sample Depth (ft bls):	7.5 - 9	18 - 20	6 - 7.5	18 - 20	18 - 20
Parameter	NYSDEC Part 375 Restricted Residential SCO	Units					
Aluminum	--	mg/kg	4140	4560	4090	12800	15000
Antimony	--	mg/kg	0.892 J	16.6 U	4.85 U	6.89 U	12.4 U
Arsenic	16	mg/kg	6.84	3.68	7.59	7.14	8.17
Barium	400	mg/kg	68.2	49	27.1	19.4	23.5
Beryllium	72	mg/kg	0.27 J	0.298 J	0.262 J	0.62 J	0.77 J
Cadmium	**4.3**	mg/kg	0.352 J	0.331 J	**7.92**	0.73 J	0.919 J
Calcium	--	mg/kg	4800	8290	26200	1540	3370
Chromium, Total	**180**	mg/kg	10.1	10.7	**388**	24.4	19.1
Cobalt	--	mg/kg	5.66	2.62 J	4.28	8.5	9.14
Copper	270	mg/kg	34.7	6.39	232	12.2	10.5
Cyanide	27	mg/kg	1.6	4.2 U	0.61 J	1.7 U	3 U
Iron	--	mg/kg	9870	9930	138000	24000	28900
Lead	400	mg/kg	192	4.2 J	107	15.3	38.6
Magnesium	--	mg/kg	1490	6970	12000	4420	3920
Manganese	2000	mg/kg	203	62.4	204	211	101
Mercury	**0.81**	mg/kg	**2.9**	0.27 U	0.2	0.04 J	0.19 U
Nickel	310	mg/kg	16.4	7.88 J	18.4	23.6	30.7
Potassium	--	mg/kg	582	1330	631	2310	2070
Selenium	180	mg/kg	1.45 J	6.62 U	1.94 U	2.76 U	4.97 U
Silver	180	mg/kg	1.17 U	3.31 U	0.97 U	1.38 U	2.48 U
Sodium	--	mg/kg	165 J	7700	493	2190	3430
Thallium	--	mg/kg	2.35 U	6.62 U	0.747 J	2.76 U	4.97 U
Vanadium	--	mg/kg	18.8	23	27.7	35	37.9
Zinc	10000	mg/kg	99.8	14.4 J	184	55.9	73.8

J - Estimated value
U - Indicates that the compound was analyzed for but not detected
µg/kg - Micrograms per kilogram
ft bls - Feet below land surface
NYSDEC - New York State Department of Environmental Conservation
SCO - Soil Cleanup Objectives
-- No SCO available
Bold data indicates that parameter was detected above the NYSDEC Part 375 Restricted Residential SCO

Table 4. Summary of Polychlorinated Biphenyls in Soil, 198 Douglass Street, Brooklyn, New York

		Sample Deignation:	SB-1	SB-1	SB-2	SB-2	SB-3
		Sample Date:	10/09/2017	10/09/2017	10/09/2017	10/09/2017	10/09/2017
		Sample Depth (ft bls):	7.5 - 9	18 - 20	6 - 7.5	18 - 20	18 - 20
Parameter	NYSDEC Part 375 Restricted Residential SCO	Units					
PCB-1016 (Aroclor 1016)	--	µg/kg	48.4 U	140 U	41 U	57.9 U	102 U
PCB-1221 (Aroclor 1221)	--	µg/kg	48.4 U	140 U	41 U	57.9 U	102 U
PCB-1232 (Aroclor 1232)	--	µg/kg	48.4 U	140 U	41 U	57.9 U	102 U
PCB-1242 (Aroclor 1242)	--	µg/kg	48.4 U	140 U	41 U	57.9 U	102 U
PCB-1248 (Aroclor 1248)	--	µg/kg	48.4 U	140 U	41 U	57.9 U	102 U
PCB-1254 (Aroclor 1254)	--	µg/kg	48.4 U	140 U	108	57.9 U	102 U
PCB-1260 (Aroclor 1260)	--	µg/kg	48.4 U	140 U	58.2 P	57.9 U	102 U
PCB-1262 (Aroclor 1262)	--	µg/kg	48.4 U	140 U	41 U	57.9 U	102 U
PCB-1268 (Aroclor 1268)	--	µg/kg	48.4 U	140 U	41 U	57.9 U	102 U
Polychlorinated Biphenyl (PCBs)	1000	µg/kg	48.4 U	140 U	166	57.9 U	102 U

J - Estimated value
U - Indicates that the compound was analyzed for but not detected
P - The RPD between the results for the two columns exceeds the method-specified criteria
RPD - Relative Percent Difference
µg/kg - Micrograms per kilogram
ft bls - Feet below land surface
NYSDEC - New York State Department of Environmental Conservation
SCO - Soil Cleanup Objectives
-- No SCO available
Bold data indicates that parameter was detected above the NYSDEC Part 375 Restricted Residential SCO

Table 5. Summary of Petroleum Hydrocarbons in Soil, 198 Douglass Street, Brooklyn, New York

		Sample Deignation:	SB-1	SB-1	SB-2	SB-2	SB-3
		Sample Date:	10/09/2017	10/09/2017	10/09/2017	10/09/2017	10/09/2017
		Sample Depth (ft bls):	7.5 - 9	18 - 20	6 - 7.5	18 - 20	18 - 20
Parameter	NYSDEC Part 375 Restricted Residential SCO	Units					
Diesel Range Organics (C10-C28)	--	µg/kg	1300000	420000	440000	24000 J	3900000
Gasoline	--	µg/kg	26000	970 J	170000	2700 J	5500 J

J - Estimated value
U - Indicates that the compound was analyzed for but not detected
µg/kg - Micrograms per kilogram
ft bls - Feet below land surface
NYSDEC - New York State Department of Environmental Conservation
SCO - Soil Cleanup Objectives
-- No SCO available
Bold data indicates that parameter was detected above the NYSDEC Part 375 Restricted Residential SCO

Table 6. Summary of General Chemistry in Soil, 198 Douglass Street, Brooklyn, New York

		Sample Deignation:	SB-1	SB-1	SB-2	SB-2	SB-3
		Sample Date:	10/09/2017	10/09/2017	10/09/2017	10/09/2017	10/09/2017
		Sample Depth (ft bls):	7.5 - 9	18 - 20	6 - 7.5	18 - 20	18 - 20
Parameter	NYSDEC Part 375 Restricted Residential SCO	Units					
Total Solids	--	PERCENT	67.7	23.5	78.6	55.2	32.2

J - Estimated value
U - Indicates that the compound was analyzed for but not detected
ft bls - Feet below land surface
NYSDEC - New York State Department of Environmental Conservation
SCO - Soil Cleanup Objectives
-- No SCO available
Bold data indicates that parameter was detected above the NYSDEC Part 375 Restricted Residential SCO

Table 7. Summary of Volatile Organic Compounds in Groundwater, 198 Douglass Street, Brooklyn, New York

			Sample Deignation:	MW-1	MW-2	MW-3
			Sample Date:	10/09/2017	10/09/2017	10/09/2017
Parameter	NYSDEC Ambient Water-Quality Standards	NYSDEC Ambient Water-Quality Guidance Values	Units			
1,1,1,2-Tetrachloroethane	5	--	µg/L	2.5 U	2.5 U	2.5 U
1,1,1-Trichloroethane	5	--	µg/L	2.5 U	2.5 U	2.5 U
1,1,2,2-Tetrachloroethane	5	--	µg/L	0.5 U	0.5 U	0.5 U
1,1,2-Trichloroethane	1	--	µg/L	1.5 U	1.5 U	1.5 U
1,1-Dichloroethane	5	--	µg/L	2.5 U	2.5 U	2.5 U
1,1-Dichloroethene	5	--	µg/L	0.5 U	0.5 U	0.5 U
1,1-Dichloropropene	5	--	µg/L	2.5 U	2.5 U	2.5 U
1,2,3-Trichlorobenzene	5	--	µg/L	2.5 U	2.5 U	2.5 U
1,2,3-Trichloropropane	0.04	--	µg/L	2.5 U	2.5 U	2.5 U
1,2,4,5-Tetramethylbenzene	5	--	µg/L	2 U	2 U	2 U
1,2,4-Trichlorobenzene	5	--	µg/L	2.5 U	2.5 U	2.5 U
1,2,4-Trimethylbenzene	5	--	µg/L	2.5 U	2.5 U	2.5 U
1,2-Dibromo-3-Chloropropane	0.04	--	µg/L	2.5 U	2.5 U	2.5 U
1,2-Dibromoethane (Ethylene Dibromide)	--	--	µg/L	2 U	2 U	2 U
1,2-Dichlorobenzene	3	--	µg/L	2.5 U	2.5 U	2.5 U
1,2-Dichloroethane	0.6	--	µg/L	0.5 U	0.5 U	0.5 U
1,2-Dichloropropane	1	--	µg/L	1 U	1 U	1 U
1,3,5-Trimethylbenzene (Mesitylene)	5	--	µg/L	2.5 U	2.5 U	2.5 U
1,3-Dichlorobenzene	3	--	µg/L	2.5 U	2.5 U	2.5 U
1,3-Dichloropropane	5	--	µg/L	2.5 U	2.5 U	2.5 U
1,4-Dichlorobenzene	3	--	µg/L	2.5 U	2.5 U	2.5 U
1,4-Diethyl Benzene	--	--	µg/L	2 U	2 U	2 U
1,4-Dioxane (P-Dioxane)	--	--	µg/L	250 U	250 U	250 U
2,2-Dichloropropane	5	--	µg/L	2.5 U	2.5 U	2.5 U
2-Chlorotoluene	5	--	µg/L	2.5 U	2.5 U	2.5 U
2-Hexanone	--	50	µg/L	5 U	5 U	5 U
4-Chlorotoluene	5	--	µg/L	2.5 U	2.5 U	2.5 U
4-Ethyltoluene	--	--	µg/L	2 U	2 U	2 U
Acetone	--	50	µg/L	5 U	5 U	5 U
Acrylonitrile	5	--	µg/L	5 U	5 U	5 U
Benzene	1	--	µg/L	0.5 U	0.5 U	0.5 U

Table 7. Summary of Volatile Organic Compounds in Groundwater, 198 Douglass Street, Brooklyn, New York

			Sample Deignation:	MW-1	MW-2	MW-3
			Sample Date:	10/09/2017	10/09/2017	10/09/2017
Parameter	NYSDEC Ambient Water-Quality Standards	NYSDEC Ambient Water-Quality Guidance Values	Units			
Bromobenzene	5	--	µg/L	2.5 U	2.5 U	2.5 U
Bromochloromethane	5	--	µg/L	2.5 U	2.5 U	2.5 U
Bromodichloromethane	--	50	µg/L	0.5 U	0.5 U	0.5 U
Bromoform	--	50	µg/L	2 U	2 U	2 U
Bromomethane	5	--	µg/L	2.5 U	2.5 U	2.5 U
Carbon Disulfide	--	60	µg/L	5 U	5 U	5 U
Carbon Tetrachloride	5	--	µg/L	0.5 U	0.5 U	0.5 U
Chlorobenzene	5	--	µg/L	2.5 U	2.5 U	2.5 U
Chloroethane	5	--	µg/L	2.5 U	2.5 U	2.5 U
Chloroform	7	--	µg/L	2.5 U	2.5 U	2.5 U
Chloromethane	--	--	µg/L	2.5 U	2.5 U	2.5 U
Cis-1,2-Dichloroethylene	5	--	µg/L	2.5 U	2.5 U	2.5 U
Cis-1,3-Dichloropropene	--	5	µg/L	0.5 U	0.5 U	0.5 U
Cymene	5	--	µg/L	2.5 U	2.5 U	2.5 U
Dibromochloromethane	--	50	µg/L	0.5 U	0.5 U	0.5 U
Dibromomethane	5	--	µg/L	5 U	5 U	5 U
Dichlorodifluoromethane	5	--	µg/L	5 U	5 U	5 U
Dichloroethylenes	5	--	µg/L	2.5 U	2.5 U	2.5 U
Diethyl Ether (Ethyl Ether)	--	--	µg/L	2.5 U	2.5 U	2.5 U
Ethylbenzene	5	--	µg/L	2.5 U	2.5 U	2.5 U
Hexachlorobutadiene	0.5	--	µg/L	2.5 U	2.5 U	2.5 U
Isopropylbenzene (Cumene)	5	--	µg/L	2.5 U	2.5 U	2.5 U
m,p-Xylene	5	--	µg/L	2.5 U	2.5 U	2.5 U
Methyl Ethyl Ketone (2-Butanone)	--	50	µg/L	5 U	5 U	5 U
Methyl Isobutyl Ketone (4-Methyl-2-Pentanone)	--	--	µg/L	5 U	5 U	5 U
Methylene Chloride	5	--	µg/L	2.5 U	2.5 U	2.5 U
Naphthalene	--	10	µg/L	0.96 J	2.5 U	2.5 U
N-Butylbenzene	5	--	µg/L	2.5 U	2.5 U	2.5 U
N-Propylbenzene	5	--	µg/L	2.5 U	2.5 U	2.5 U
O-Xylene (1,2-Dimethylbenzene)	5	--	µg/L	2.5 U	2.5 U	2.5 U
Sec-Butylbenzene	5	--	µg/L	2.5 U	2.5 U	2.5 U

Table 7. Summary of Volatile Organic Compounds in Groundwater, 198 Douglass Street, Brooklyn, New York

			Sample Deignation:	MW-1	MW-2	MW-3
			Sample Date:	10/09/2017	10/09/2017	10/09/2017
Parameter	NYSDEC Ambient Water-Quality Standards	NYSDEC Ambient Water-Quality Guidance Values	Units			
Styrene	5	--	µg/L	2.5 U	2.5 U	2.5 U
T-Butylbenzene	5	--	µg/L	2.5 U	2.5 U	2.5 U
Tert-Butyl Methyl Ether	--	10	µg/L	2.5 U	1.3 J	2.5 U
Tetrachloroethylene (PCE)	5	--	µg/L	0.5 U	0.5 U	0.5 U
Toluene	5	--	µg/L	2.5 U	2.5 U	2.5 U
Total, 1,3-Dichloropropene (Cis And Trans)	0.4	--	µg/L	0.5 U	0.5 U	0.5 U
Trans-1,2-Dichloroethene	5	--	µg/L	2.5 U	2.5 U	2.5 U
Trans-1,3-Dichloropropene	--	--	µg/L	0.5 U	0.5 U	0.5 U
Trans-1,4-Dichloro-2-Butene	--	--	µg/L	2.5 U	2.5 U	2.5 U
Trichloroethylene (TCE)	5	--	µg/L	0.5 U	0.5 U	0.5 U
Trichlorofluoromethane	5	--	µg/L	2.5 U	2.5 U	2.5 U
Vinyl Acetate	--	--	µg/L	5 U	5 U	5 U
Vinyl Chloride	2	--	µg/L	1 U	0.53 J	1 U
Xylenes	5	--	µg/L	2.5 U	2.5 U	2.5 U

NYSDEC - New York State Department of Environmental Conservation
AWQSGVs - Ambient Water-Quality Standards and Guidance Values
µg/L -Micrograms per liter
J - Estimated Value
U - Compound was analyzed for but not detected
- - No NYSDEC AWQSGV available
Bold data indicates that parameter was detected above the NYSDEC AWQSGVs

Table 8. Summary of Semivolatile Organic Compounds in Groundwater, 198 Douglass Street, Brooklyn, New York

			Sample Deignation:	MW-1	MW-2	MW-3
			Sample Date:	10/09/2017	10/09/2017	10/09/2017
Parameter	NYSDEC Ambient Water-Quality Standards	NYSDEC Ambient Water-Quality Guidance Values	Units			
1,2,4,5-Tetrachlorobenzene	--	--	µg/L	10 U	9.9 U	10 U
1,2,4-Trichlorobenzene	5	--	µg/L	5 U	4.9 U	5 U
1,2-Dichlorobenzene	3	--	µg/L	2 U	2 U	2 U
1,3-Dichlorobenzene	3	--	µg/L	2 U	2 U	2 U
1,4-Dichlorobenzene	3	--	µg/L	2 U	2 U	2 U
2,4,5-Trichlorophenol	--	--	µg/L	5 U	4.9 U	5 U
2,4,6-Trichlorophenol	--	--	µg/L	5 U	4.9 U	5 U
2,4-Dichlorophenol	5	--	µg/L	5 U	4.9 U	5 U
2,4-Dimethylphenol	--	50	µg/L	5 U	4.9 U	5 U
2,4-Dinitrophenol	--	10	µg/L	20 U	20 U	20 U
2,4-Dinitrotoluene	5	--	µg/L	5 U	4.9 U	5 U
2,6-Dinitrotoluene	5	--	µg/L	5 U	4.9 U	5 U
2-Chloronaphthalene	--	10	µg/L	0.2 U	0.2 U	0.2 U
2-Chlorophenol	--	--	µg/L	2 U	2 U	2 U
2-Methylnaphthalene	--	--	µg/L	0.1 U	0.1 U	0.1 U
2-Methylphenol (O-Cresol)	--	--	µg/L	5 U	4.9 U	5 U
2-Nitroaniline	5	--	µg/L	5 U	4.9 U	5 U
2-Nitrophenol	--	--	µg/L	10 U	9.9 U	10 U
3- And 4- Methylphenol (Total)	--	--	µg/L	5 U	4.9 U	5 U
3,3'-Dichlorobenzidine	5	--	µg/L	5 U	4.9 U	5 U
3-Nitroaniline	5	--	µg/L	5 U	4.9 U	5 U
4,6-Dinitro-2-Methylphenol	--	--	µg/L	10 U	9.9 U	10 U
4-Bromophenyl Phenyl Ether	--	--	µg/L	2 U	2 U	2 U
4-Chloro-3-Methylphenol	--	--	µg/L	2 U	2 U	2 U
4-Chloroaniline	5	--	µg/L	5 U	4.9 U	5 U
4-Chlorophenyl Phenyl Ether	--	--	µg/L	2 U	2 U	2 U
4-Nitroaniline	5	--	µg/L	5 U	4.9 U	5 U
4-Nitrophenol	--	--	µg/L	10 U	9.9 U	10 U
Acenaphthene	--	20	µg/L	0.1 U	5.9	0.15
Acenaphthylene	--	20	µg/L	0.1 U	0.21	0.1 U
Acetophenone	--	--	µg/L	5 U	4.9 U	5 U

Table 8. Summary of Semivolatile Organic Compounds in Groundwater, 198 Douglass Street, Brooklyn, New York

			Sample Deignation:	MW-1	MW-2	MW-3
			Sample Date:	10/09/2017	10/09/2017	10/09/2017
Parameter	NYSDEC Ambient Water-Quality Standards	NYSDEC Ambient Water-Quality Guidance Values	Units			
Anthracene	--	50	µg/L	0.1 U	0.5	0.1 U
Benzo(A)Anthracene	--	**0.002**	µg/L	**0.02 J**	**0.44**	**0.04 J**
Benzo(A)Pyrene	**0**	--	µg/L	**0.05 J**	**0.19**	**0.07 J**
Benzo(B)Fluoranthene	--	**0.002**	µg/L	**0.02 J**	**0.14**	**0.05 J**
Benzo(G,H,I)Perylene	--	--	µg/L	0.1 U	0.04 J	0.1 U
Benzo(K)Fluoranthene	--	**0.002**	µg/L	0.1 U	**0.05 J**	0.1 U
Benzoic Acid	--	--	µg/L	50 U	49 U	50 U
Benzyl Alcohol	--	--	µg/L	2 U	2 U	2 U
Benzyl Butyl Phthalate	--	50	µg/L	5 U	4.9 U	5 U
Biphenyl (Diphenyl)	--	--	µg/L	2 U	2 U	2 U
Bis(2-Chloroethoxy) Methane	5	--	µg/L	5 U	4.9 U	5 U
Bis(2-Chloroethyl) Ether (2-Chloroethyl Ether)	1	--	µg/L	2 U	2 U	2 U
Bis(2-Chloroisopropyl) Ether	5	--	µg/L	2 U	2 U	2 U
Bis(2-Ethylhexyl) Phthalate	5	--	µg/L	3.5	2.8 J	3 U
Carbazole	--	--	µg/L	2 U	2 U	2 U
Chrysene	--	**0.002**	µg/L	0.1 U	**0.41**	0.1 U
Dibenz(A,H)Anthracene	--	--	µg/L	0.1 U	0.1 U	0.1 U
Dibenzofuran	--	--	µg/L	2 U	2 U	2 U
Diethyl Phthalate	--	50	µg/L	5 U	4.9 U	5 U
Dimethyl Phthalate	--	50	µg/L	5 U	4.9 U	5 U
Di-N-Butyl Phthalate	50	--	µg/L	5 U	4.9 U	5 U
Di-N-Octylphthalate	--	--	µg/L	5 U	4.9 U	5 U
Fluoranthene	--	50	µg/L	0.1 U	1.3	0.07 J
Fluorene	--	50	µg/L	0.1 U	0.2	0.1 U
Hexachlorobenzene	0.04	--	µg/L	0.8 U	0.79 U	0.8 U
Hexachlorobutadiene	0.5	--	µg/L	0.5 U	0.49 U	0.5 U
Hexachlorocyclopentadiene	5	--	µg/L	20 U	20 U	20 U
Hexachloroethane	5	--	µg/L	0.8 U	0.79 U	0.8 U
Indeno(1,2,3-C,D)Pyrene	--	**0.002**	µg/L	0.1 U	**0.08 J**	**0.06 J**
Isophorone	--	50	µg/L	5 U	4.9 U	5 U
Naphthalene	--	10	µg/L	0.1 U	0.16	0.09 J

Table 8. Summary of Semivolatile Organic Compounds in Groundwater, 198 Douglass Street, Brooklyn, New York

			Sample Deignation:	MW-1	MW-2	MW-3
			Sample Date:	10/09/2017	10/09/2017	10/09/2017
Parameter	NYSDEC Ambient Water-Quality Standards	NYSDEC Ambient Water-Quality Guidance Values	Units			
Nitrobenzene	0.4	--	µg/L	2 U	2 U	2 U
N-Nitrosodi-N-Propylamine	--	--	µg/L	5 U	4.9 U	5 U
N-Nitrosodiphenylamine	--	50	µg/L	2 U	2 U	2 U
Pentachlorophenol	1	--	µg/L	0.8 U	0.79 U	0.8 U
Phenanthrene	--	50	µg/L	0.1 U	0.22	0.02 J
Phenol	1	--	µg/L	5 U	4.9 U	5 U
Pyrene	--	50	µg/L	0.1 U	2.5	0.07 J

NYSDEC - New York State Department of Environmental Conservation
AWQSGVs - Ambient Water-Quality Standards and Guidance Values
µg/L -Micrograms per liter
J - Estimated Value
U - Compound was analyzed for but not detected
- - No NYSDEC AWQSGV available
Bold data indicates that parameter was detected above the NYSDEC AWQSGVs

Table 9. Summary of Metals in Groundwater, 198 Douglass Street, Brooklyn, New York

			Sample Deignation:	MW-1	MW-1	MW-2	MW-2	MW-3	MW-3
			Sample Date:	10/09/2017	10/09/2017	10/09/2017	10/09/2017	10/09/2017	10/09/2017
				Total	Dissolved	Total	Dissolved	Total	Dissolved
Parameter	NYSDEC Ambient Water-Quality Standards	NYSDEC Ambient Water-Quality Guidance Values	Units						
Aluminum	--	--	µg/L	25.6	10 U	349	3.43 J	13.7	10 U
Antimony	3	--	µg/L	4 U	4 U	4 U	4 U	0.73 J	1.18 J
Arsenic	25	--	µg/L	1.08	0.8	0.69	0.57	3.35	1.77
Barium	1000	--	µg/L	72.79	35.35	28.44	16.35	164.7	174
Beryllium	--	3	µg/L	0.5 U	0.5 U	0.5 U	0.5 U	0.5 U	0.5 U
Cadmium	5	--	µg/L	0.2 U	0.2 U	0.2 U	0.2 U	0.2 U	0.2 U
Calcium	--	--	µg/L	102000	102000	30200	29200	232000	230000
Chromium, Total	50	--	µg/L	0.49 J	0.19 J	2.61	0.23 J	0.49 J	1 U
Cobalt	--	--	µg/L	0.31 J	0.24 J	0.38 J	0.5 U	0.98	0.93
Copper	200	--	µg/L	1 U	1 U	1.26	1 U	0.57 J	1 U
Cyanide	200	--	µg/L	3 J	NA	2 J	NA	5 U	NA
Iron	**300**	--	µg/L	**4400**	21.9 J	**1540**	50 U	**1600**	50 U
Lead	25	--	µg/L	0.64 J	1 U	2	1 U	1.2	1 U
Magnesium	--	**35000**	µg/L	20200	19900	32900	31400	**143000**	**184000**
Manganese	**300**	--	µg/L	**565.6**	**500.6**	82	67.09	**778.4**	**691.1**
Mercury	0.7	--	µg/L	0.2 U	0.2 U	0.07 J	0.2 U	0.2 U	0.2 U
Nickel	100	--	µg/L	2 U	2 U	2.8	1.3 J	1.02 J	1.16 J
Potassium	--	--	µg/L	32600	32800	25200	24300	60100	70900
Selenium	10	--	µg/L	5 U	5 U	5 U	5 U	5 U	5 U
Silver	50	--	µg/L	0.4 U	0.4 U	0.4 U	0.4 U	0.4 U	0.4 U
Sodium	**20000**	--	µg/L	**143000**	**149000**	**125000**	**127000**	**1560000**	**1610000**
Thallium	--	0.5	µg/L	0.5 U	0.5 U	0.5 U	0.5 U	0.5 U	0.5 U
Vanadium	--	--	µg/L	5 U	5 U	1.93 J	5 U	1.6 J	5 U
Zinc	--	2000	µg/L	10 U	10 U	5.12 J	10 U	10 U	10 U

NYSDEC - New York State Department of Environmental Conservation
AWQSGVs - Ambient Water-Quality Standards and Guidance Values
µg/L -Micrograms per liter
J - Estimated Value
U - Compound was analyzed for but not detected
- - No NYSDEC AWQSGV available
Bold data indicates that parameter was detected above the NYSDEC AWQSGVs

Table 10. Summary of Volatile Organic Compounds in Indoor Air and Sub-Slab Soil Vapor, 198 Douglass Street, Brooklyn, New York

	Soil Vapor/ Indoor Air Matrix A		Soil Vapor/ Indoor Air Matrix B		Soil Vapor/ Indoor Air Matrix C		Sample Designation:	IA-1	SS-1	SS-2
							Sample Date:	10/09/2017	10/09/2017	10/09/2017
Parameter	Monitor	Mitigate	Monitor	Mitigate	Monitor	Mitigate	Units			
Carbon Tetrachloride	6	60	--	--	--	--	µg/m^3	**0.478**	0.849 U	1.26 U
Trichloroethylene (TCE)	6	60	--	--	--	--	µg/m^3	**1.16**	0.726 U	**159**
Cis-1,2-Dichloroethylene	6	60	--	--	--	--	µg/m^3	0.079 U	0.535 U	0.793 U
1,1-Dichloroethene	6	60	--	--	--	--	µg/m^3	0.079 U	0.535 U	0.793 U
Tetrachloroethylene (PCE)	--	--	100	1000	--	--	µg/m^3	**1.03**	**1.42**	**5.36**
1,1,1-Trichloroethane	--	--	100	1000	--	--	µg/m^3	0.109 U	0.737 U	**3.29**
Methylene Chloride	--	--	100	1000	--	--	µg/m^3	**1.82**	11.7 U	1.74 U
Vinyl Chloride	--	--	--	--	6	60	µg/m^3	0.051 U	**2.22**	0.511 U
1,1,2,2-Tetrachloroethane	--	--	--	--	--	--	µg/m^3	1.37 U	0.927 U	1.37 U
1,1,2-Trichloro-1,2,2-Trifluoroethane	--	--	--	--	--	--	µg/m^3	1.53 U	2.58 U	1.53 U
1,1,2-Trichloroethane	--	--	--	--	--	--	µg/m^3	1.09 U	0.737 U	1.09 U
1,1-Dichloroethane	--	--	--	--	--	--	µg/m^3	0.809 U	0.546 U	0.809 U
1,2,4-Trichlorobenzene	--	--	--	--	--	--	µg/m^3	1.48 U	2.5 U	1.48 U
1,2,4-Trimethylbenzene	--	--	--	--	--	--	µg/m^3	**34.2**	**5.11**	**7.18**
1,2-Dibromoethane (Ethylene Dibromide)	--	--	--	--	--	--	µg/m^3	1.54 U	1.04 U	1.54 U
1,2-Dichlorobenzene	--	--	--	--	--	--	µg/m^3	1.2 U	0.812 U	1.2 U
1,2-Dichloroethane	--	--	--	--	--	--	µg/m^3	0.809 U	0.546 U	0.809 U
1,2-Dichloropropane	--	--	--	--	--	--	µg/m^3	0.924 U	0.624 U	0.924 U
1,2-Dichlorotetrafluoroethane	--	--	--	--	--	--	µg/m^3	1.4 U	2.36 U	1.4 U
1,3,5-Trimethylbenzene (Mesitylene)	--	--	--	--	--	--	µg/m^3	**9.83**	**1.76**	**3.09**
1,3-Butadiene	--	--	--	--	--	--	µg/m^3	**0.566**	**1.25**	**0.978**
1,3-Dichlorobenzene	--	--	--	--	--	--	µg/m^3	1.2 U	0.812 U	1.2 U
1,4-Dichlorobenzene	--	--	--	--	--	--	µg/m^3	1.2 U	**3.72**	**19.4**
1,4-Dioxane (P-Dioxane)	--	--	--	--	--	--	µg/m^3	0.721 U	2.43 U	0.721 U
2,2,4-Trimethylpentane	--	--	--	--	--	--	µg/m^3	**11.9**	6.31 U	**1.59**
2-Hexanone	--	--	--	--	--	--	µg/m^3	0.82 U	5.53 U	**1.01**
4-Ethyltoluene	--	--	--	--	--	--	µg/m^3	**6.34**	**1.62**	**1.14**
Acetone	--	--	--	--	--	--	µg/m^3	**79.3**	**413**	**176**
Allyl Chloride (3-Chloropropene)	--	--	--	--	--	--	µg/m^3	0.626 U	4.23 U	0.626 U

Table 10. Summary of Volatile Organic Compounds in Indoor Air and Sub-Slab Soil Vapor, 198 Douglass Street, Brooklyn, New York

	Soil Vapor/ Indoor Air Matrix A		Soil Vapor/ Indoor Air Matrix B		Soil Vapor/ Indoor Air Matrix C		Sample Designation:	IA-1	SS-1	SS-2
							Sample Date:	10/09/2017	10/09/2017	10/09/2017
Parameter	Monitor	Mitigate	Monitor	Mitigate	Monitor	Mitigate	Units			
Benzene	--	--	--	--	--	--	µg/m^3	**9.1**	**3.19**	**2.7**
Benzyl Chloride	--	--	--	--	--	--	µg/m^3	1.04 U	6.99 U	1.04 U
Bromodichloromethane	--	--	--	--	--	--	µg/m^3	1.34 U	0.904 U	1.34 U
Bromoform	--	--	--	--	--	--	µg/m^3	2.07 U	1.4 U	2.07 U
Bromomethane	--	--	--	--	--	--	µg/m^3	0.777 U	0.524 U	0.777 U
Carbon Disulfide	--	--	--	--	--	--	µg/m^3	0.623 U	4.2 U	**0.937**
Chlorobenzene	--	--	--	--	--	--	µg/m^3	0.921 U	3.1 U	0.921 U
Chloroethane	--	--	--	--	--	--	µg/m^3	0.528 U	1.78 U	0.528 U
Chloroform	--	--	--	--	--	--	µg/m^3	0.977 U	0.659 U	**2.4**
Chloromethane	--	--	--	--	--	--	µg/m^3	**0.818**	2.79 U	0.413 U
Cis-1,3-Dichloropropene	--	--	--	--	--	--	µg/m^3	0.908 U	0.613 U	0.908 U
Cyclohexane	--	--	--	--	--	--	µg/m^3	**12.2**	**5.47**	**1.9**
Dibromochloromethane	--	--	--	--	--	--	µg/m^3	1.7 U	1.15 U	1.7 U
Dichlorodifluoromethane	--	--	--	--	--	--	µg/m^3	**1.79**	6.68 U	**2.09**
Ethanol	--	--	--	--	--	--	µg/m^3	**286**	**162**	**38.8**
Ethyl Acetate	--	--	--	--	--	--	µg/m^3	**3.16**	12.1 U	1.8 U
Ethylbenzene	--	--	--	--	--	--	µg/m^3	**8.51**	**4**	**4.78**
Hexachlorobutadiene	--	--	--	--	--	--	µg/m^3	2.13 U	3.59 U	2.13 U
Isopropanol	--	--	--	--	--	--	µg/m^3	**6.83**	**41**	**4.42**
m,p-Xylene	--	--	--	--	--	--	µg/m^3	**32.5**	**15.1**	**9.9**
Methyl Ethyl Ketone (2-Butanone)	--	--	--	--	--	--	µg/m^3	**36.9**	**19.1**	**18.4**
Methyl Isobutyl Ketone (4-Methyl-2-Pentanone)	--	--	--	--	--	--	µg/m^3	2.05 U	13.8 U	2.05 U
N-Heptane	--	--	--	--	--	--	µg/m^3	**13.6**	**7.87**	**2.57**
N-Hexane	--	--	--	--	--	--	µg/m^3	**15.8**	**23**	**4.3**
O-Xylene (1,2-Dimethylbenzene)	--	--	--	--	--	--	µg/m^3	**12.4**	**5.56**	**4.86**
Styrene	--	--	--	--	--	--	µg/m^3	**9.03**	**2.04**	**1.13**
Tert-Butyl Alcohol	--	--	--	--	--	--	µg/m^3	1.52 U	**21.2**	**2.56**
Tert-Butyl Methyl Ether	--	--	--	--	--	--	µg/m^3	0.721 U	4.87 U	0.721 U
Tetrahydrofuran	--	--	--	--	--	--	µg/m^3	1.47 U	9.94 U	1.47 U
Toluene	--	--	--	--	--	--	µg/m^3	**39.2**	**28.3**	**11.5**

Table 10. Summary of Volatile Organic Compounds in Indoor Air and Sub-Slab Soil Vapor, 198 Douglass Street, Brooklyn, New York

	Soil Vapor/ Indoor Air Matrix A		Soil Vapor/ Indoor Air Matrix B		Soil Vapor/ Indoor Air Matrix C		Sample Designation:	IA-1	SS-1	SS-2
							Sample Date:	10/09/2017	10/09/2017	10/09/2017
Parameter	Monitor	Mitigate	Monitor	Mitigate	Monitor	Mitigate	Units			
Trans-1,2-Dichloroethene	--	--	--	--	--	--	$\mu g/m^3$	0.793 U	0.535 U	0.793 U
Trans-1,3-Dichloropropene	--	--	--	--	--	--	$\mu g/m^3$	0.908 U	0.613 U	0.908 U
Trichlorofluoromethane	--	--	--	--	--	--	$\mu g/m^3$	**1.29**	**3.18**	**2.82**
Vinyl Bromide	--	--	--	--	--	--	$\mu g/m^3$	0.874 U	5.9 U	0.874 U

U - Indicates that the compound was analyzed for but not detected

ug/m^3 - Micrograms per cubic meter

Bold data indicates that parameter was detected

Shaded data indicates that parameter was detected above levels to be monitored in accordance with the Final NYSDOH CEH BEEI Soil Vapor Intrusion Guidance of May 2017

Red data indicates that parameter was detected above levels to be mitigated in accordance with the Final NYSDOH CEH BEEI Soil Vapor Intrusion Guidance of May 2017

NYSDOH - New York State Department of Health

CEH - Center for Environmental Health

BEEI - Bureau of Environmental Exposure Investigation

FIGURES

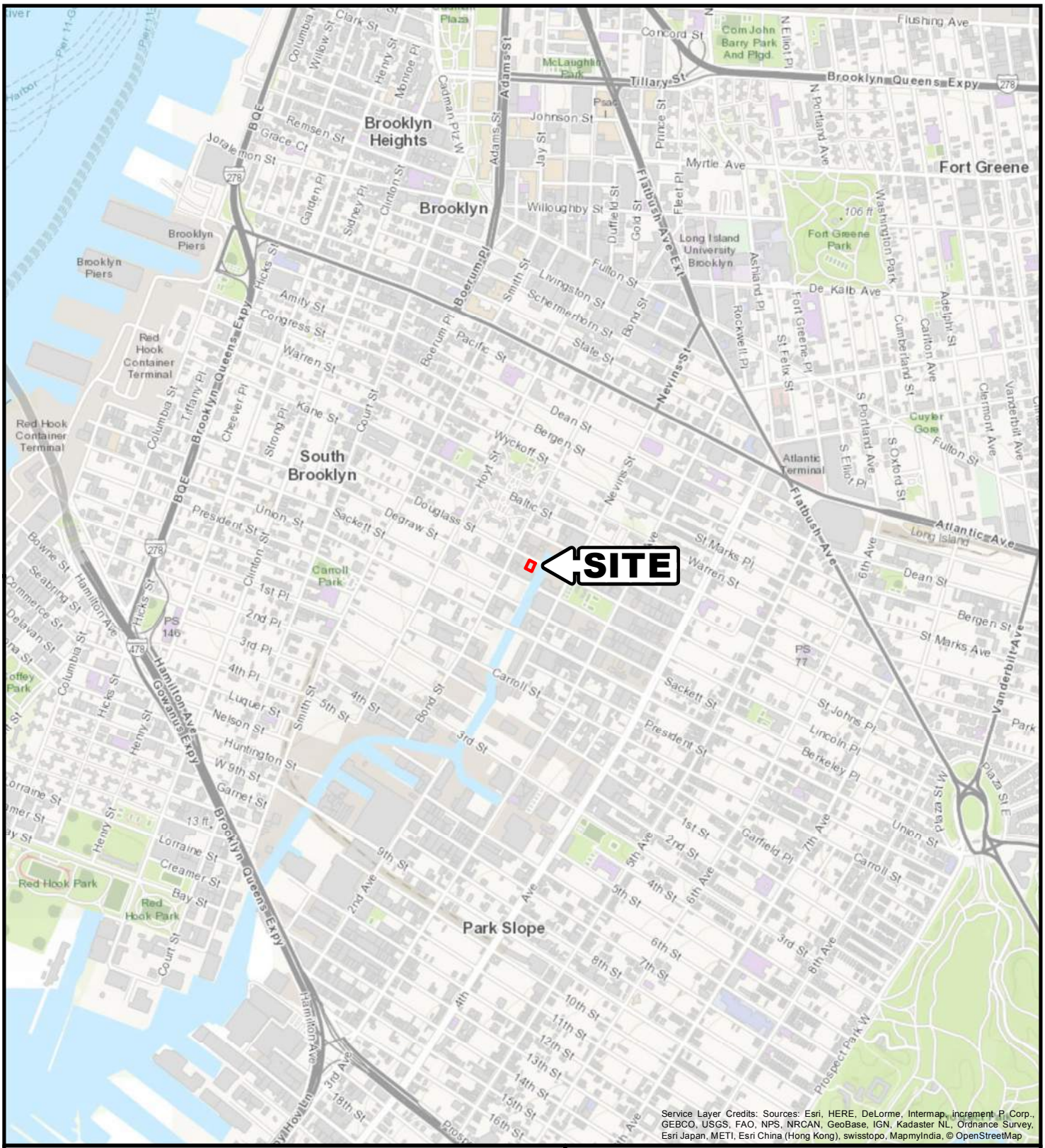

QUADRANGLE LOCATION

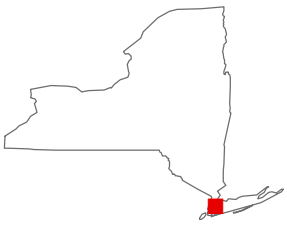

N

750 0 750
Feet

Title:

SITE LOCATION MAP

PHASE II ENVIRONMENTAL SITE ASSESSMENT
198 DOUGLASS STREET, BROOKLYN, NY
BLOCK 417, LOT 14

Prepared For:
MIDWOOD INVESTMENT AND DEVELOPMENT

ROUX
ROUX ASSOCIATES, INC.
Environmental Consulting & Management

Compiled by: B.T.	Date: 17OCT17	FIGURE
Prepared by: M.S.R.	Scale: AS SHOWN	1
Project Mgr: T.S.	Project: 0715.0028Y000	
File: 0715.0028Y103.1.mxd		

V:\GIS\Projects\0715\0028Y\103\0715.0028Y103.1.mxd

N

LEGEND

- LOCATION OF MONITORING WELL
- LOCATION OF SOIL BORING
- LOCATION OF INDOOR AIR SAMPLE
- LOCATION OF SUB-SLAB VAPOR POINT
- SITE BOUNDARY

NOTES

1. SAMPLE LOCATIONS ARE APPROXIMATE
2. INTERIOR LAYOUT NOT TO SCALE

25 0 25 Feet

Title:

SAMPLING LOCATIONS

PHASE II ENVIRONMENTAL SITE ASSESSMENT
198 DOUGLASS STREET, BROOKLYN, NY
BLOCK 417, LOT 14

Prepared For:
MIDWOOD INVESTMENT AND DEVELOPMENT

ROUX
ROUX ASSOCIATES, INC.
Environmental Consulting & Management

Compiled by: B.T.	Date: 26OCT17	FIGURE
Prepared by: M.S.R.	Scale: AS SHOWN	2
Project Mgr: T.S.	Project: 0715.0028Y000	
File: 0715.0028Y103.2.mxd		

V:\GIS\Projects\0715\0028Y\103\0715.0028Y103.2.mxd

APPENDICES

A. Soil Boring Logs
B. Groundwater Purge Logs
C. Laboratory Analytical Reports

APPENDIX A

Soil Boring Logs

ROUX ASSOCIATES, INC.
Environmental Consulting & Management

209 Shafter Street
Islandia, NY 11749
Telephone: (631) 232-2600
Fax: (631) 232-9898

SOIL BORING LOG

WELL NO.	NORTHING	EASTING		
SB-1	**Not Measured**	**Not Measured**		
PROJECT NO./NAME		LOCATION		
0715.0028Y000 / Midwood		**198 Douglass Street Brooklyn, New York**		
APPROVED BY	LOGGED BY			
	Brandon Tufano			
DRILLING CONTRACTOR/DRILLER		GEOGRAPHIC AREA		
Aquifer Drilling and Testing / D. Moon				
DRILL BIT DIAMETER/TYPE	BOREHOLE DIAMETER	DRILLING EQUIPMENT/METHOD	SAMPLING METHOD	START-FINISH DATE
2" / Drive Sampler	**2-inches**	**420M / Geoprobe**	**2" Macro-Core**	**10/9/17-10/9/17**
LAND SURFACE ELEVATION	DEPTH TO WATER	BACKFILL		
Not Measured	**3.5 Feet (Feet BLS)**	**Soil Cuttings**		

Depth, feet	Graphic Log	Visual Description	Blow Counts per 6"	PID Values (ppm)	REMARKS
		High PSI Concrete; dry			
		Brown, medium-coarse SAND, some Gravel; dry to wet	G	4.3	Water table encountered at approximatly 3.5 feet bls.
5		Brown, fine - medium SAND, some Gravel, some coarse Sand, little Silt; wet			Soil boring hand cleared to approximatly 5 feet bls.
		Brown to Gray, fine SAND and SILT, little Clay; moist		0.6	
		Gray, medium SAND, some Gravel, little Silt; wet			
		Dark gray to black, medium SAND, some Gravel, little organics; moist		1.9	Soil Sample SB-1 (7.5-9) collected at 15:40 for VOCs, SVOCs, TAL Metals, Total Cyanide, DRO, GRO.
		Black, coarse SAND, some medium Sand; wet		14.9	
10					
		Black, fine SAND and SILT, some Clay; wet		6.5	
		No Recovery		0.6	
15					
		Gray, CLAY, some Silt; moist			
		Prown, PEAT, organic matter; moist		1.4	
					Soil Sample SB-1 (18-20) collected at 15:45 for VOCs, SVOCs, TAL Metals, Total Cyanide, DRO, GRO.
20					Bottom of boring at 20 feet bls.

ROUX ASSOCIATES, INC.
Environmental Consulting & Management

209 Shafter Street
Islandia, NY 11749
Telephone: (631) 232-2600
Fax: (631) 232-9898

SOIL BORING LOG

WELL NO.	NORTHING	EASTING		
SB-2	**Not Measured**	**Not Measured**		
PROJECT NO./NAME		LOCATION		
0715.0028Y000 / Midwood		**198 Douglass Street Brooklyn, New York**		
APPROVED BY	LOGGED BY			
	Brandon Tufano			
DRILLING CONTRACTOR/DRILLER		GEOGRAPHIC AREA		
Aquifer Drilling and Testing / D. Moon				
DRILL BIT DIAMETER/TYPE	BOREHOLE DIAMETER	DRILLING EQUIPMENT/METHOD	SAMPLING METHOD	START-FINISH DATE
2" / Drive Sampler	**2-inches**	**420M / Geoprobe**	**2" Macro-Core**	**10/9/17-10/9/17**
LAND SURFACE ELEVATION	DEPTH TO WATER	BACKFILL		
Not Measured	**3.5 Feet (Feet BLS)**	**Soil Cuttings**		

Depth, feet	Graphic Log	Visual Description	Blow Counts per 6"	PID Values (ppm)	REMARKS
		High PSI Concrete; dry			
		Brown, medium-coarse SAND, some Gravel; dry to wet			Water table encountered at approximatly 3.5 feet bls.
5		Black, medium to coarse SAND and GRAVEL, little fine Sand; wet			Soil boring hand cleared to approximatly 5 feet bls.
				1.3	
		Gray, fine to coarse SAND, some Gravel; wet		54	Soil Sample SB-2 (6-7.5) collected at 16:45 for VOCs, SVOCs, TAL Metals, Total Cyanide, DRO, GRO.
		Dark gray, SILT, some Clay; moist		1.3	
		Brown, coarse SAND and Gravel; wet		4.4	
10					
		Dark gray, SILT, some fine Sand, trace medium sand; wet			
15		Gray SILT, some Clay; wet			
					Soil Sample SB-2 (18-20) collected at 17:00 for VOCs, SVOCs, TAL Metals, Total Cyanide, DRO, GRO.
20		Brown, PEAT; moist		0.8	Bottom of boring at 20 feet bls.

ROUX ASSOCIATES, INC.
Environmental Consulting & Management

209 Shafter Street
Islandia, NY 11749
Telephone: (631) 232-2600
Fax: (631) 232-9898

SOIL BORING LOG

WELL NO.	NORTHING	EASTING		
SB-3	**Not Measured**	**Not Measured**		
PROJECT NO./NAME		LOCATION		
0715.0028Y000 / Midwood		**198 Douglass Street Brooklyn, New York**		
APPROVED BY	LOGGED BY			
	Brandon Tufano			
DRILLING CONTRACTOR/DRILLER		GEOGRAPHIC AREA		
Aquifer Drilling and Testing / D. Moon				
DRILL BIT DIAMETER/TYPE	BOREHOLE DIAMETER	DRILLING EQUIPMENT/METHOD	SAMPLING METHOD	START-FINISH DATE
2" / Drive Sampler	**2-inches**	**420M / Geoprobe**	**2" Macro-Core**	**10/9/17-10/9/17**
LAND SURFACE ELEVATION	DEPTH TO WATER	BACKFILL		
Not Measured	**3.5 Feet (Feet BLS)**	**Soil Cuttings**		

Depth, feet	Graphic Log	Visual Description	Blow Counts per 6"	PID Values (ppm)	REMARKS
		High PSI Concrete; dry			
		Brown, medium-coarse SAND, some Gravel; dry to wet			Water table encountered at approximatly 3.5 feet bls.
5		Dark brown, fine SAND, some medium Sand, little Silt; moist			Soil boring hand cleared to approximatly 5 feet bls.
		Gray to dark gray, medium SAND, some fine Sand, little gravel, trace silt; wet		0.4	
		Dark gray to black, some fine Sand, little Clay; wet		0.1	
10					
		Gray, SILT, some Clay, little organics; moist		0.2	
15				0.5	
		Brown, PEAT; moist		6.0	Soil Sample SB-3 (18-20) collected at 18:00 for VOCs, SVOCs, TAL Metals, Total Cyanide, DRO, GRO.
20					Bottom of boring at 20 feet bls.

APPENDIX B

Groundwater Purge Logs

Well Sampling Purge Log

Client: Midwood **Project Number:** 0715.0028Y000

Site Location: 198 Douglass Street

Well No: MW-1 Weather: Indoor Sample Location

Date: 10/9/2017 Purge Water Disposal:

Sampled By: RL Well Diameter / Type: 2 inch flush mount

Depth to Product (ft): -- Water Column (ft): 9.27

Depth to Water(ft): 3.31 Volume of Water in Well (gal) 1.51

Depth to Bottom (ft): 12.58

well diameter:	1 in	2 in	4 in	6 in	8 in
gallons per foot:	0.041	0.163	0.653	1.469	2.611

Start Purging: 9:20 Purge Rate: <200mL/min

End Purging: 9:40 Volume of Water Removed (gal): 2 gallons

Method of Purge: low-flow peristaltic pump Method of Sampling: Low-Flow

Physical Appearance/ Comments: Clear

Mild sulfer odor

Samples Collected: (analyses / no. bottles) VOC, SVOC, Metals, Dissolved Metals, Total Cyanide

Time Collected: 9:45

Duplicate Sample: No Laboratory : Alpha Analytical Labratories

Field Measurements:

Time	DTP ft	DTW ft	pH SU	Conductivity mS/cm - S/m	Turbidity NTU	Dissolved O_2 mg/L	Temperature C^o	ORP mV
9:20	--	3.31	5.78	2.03	0.0	2.76	21.82	-116
9:23	--	3.65	6.25	1.88	0.0	1.58	21.59	-121
9:26	--	3.60	6.44	1.76	0.0	1.32	21.25	-139
9:29	--	3.69	6.47	1.66	0.0	1.33	21.07	-141
9:32	--	3.62	6.49	1.58	0.0	1.27	20.93	-142
9:35	--	3.64	6.47	1.59	0.0	1.23	20.87	-143

Sample Time:

Well Sampling Purge Log

Client: Midwood **Project Number:** 0715.0028Y000

Site Location: 198 Douglass Street

Well No: MW-2 Weather: Indoor Sample Location

Date: 10/9/2017 Purge Water Disposal:

Sampled By: RL Well Diameter / Type: 2 inch flush mount

Depth to Product (ft): -- Water Column (ft): 25.22

Depth to Water(ft): 3.63 Volume of Water in Well (gal) 4.11

Depth to Bottom (ft): 28.85

well diameter:	1 in	2 in	4 in	6 in	8 in
gallons per foot:	0.041	0.163	0.653	1.469	2.611

Start Purging: 10:35 Purge Rate: <200mL/min

End Purging: 10:55 Volume of Water Removed (gal): 2 galloms

Method of Purge: low-flow peristaltic pump Method of Sampling: Low-Flow

Physical Appearance/ Comments: Clear, presence of brown flecks

Mild Odor

Samples Collected: (analyses / no. bottles) VOC, SVOC, Metals, Dissolved Metals, Cyanide

Time Collected: 11:00

Duplicate Sample: No Laboratory : Alpha Analytical Labratories

Field Measurements:

Time	DTP ft	DTW ft	pH SU	Conductivity mS/cm - S/m	Turbidity NTU	Dissolved O_2 mg/L	Temperature C^o	ORP mV
10:35	--	3.63	--	--	--	--	--	--
10:38	--	3.78	5.65	0.553	0.0	2.03	20.87	-68
10:41	--	3.75	6.71	0.549	0.0	1.16	19.73	-107
10:44	--	3.78	6.35	0.540	0.0	1.00	19.7	-116
10:47	--	3.74	6.42	0.539	0.0	0.96	19.3	-125
10:50	--	3.75	6.48	0.539	0.0	0.95	19.25	-135
10:53	--	3.72	6.57	0.538	0.0	0.93	19.14	-142
10:56	--	3.74	6.62	0.536	6.0	0.93	19.14	-150

Sample Time: ##########

Well Sampling Purge Log

Client: Midwood **Project Number:** 0715.0028Y000

Site Location: 198 Douglass Street

Well No: MW-3 Weather: Indoor Sample Location

Date: 10/9/2017 Purge Water Disposal:

Sampled By: RL Well Diameter / Type: 2 inch flush mount

Depth to Product (ft): -- Water Column (ft): 8.53

Depth to Water(ft): 3.55 Volume of Water in Well (gal) 1.39

Depth to Bottom (ft): 12.08

well diameter:	1 in	2 in	4 in	6 in	8 in
gallons per foot:	0.041	0.163	0.653	1.469	2.611

Start Purging: 12:00 Purge Rate: <200mL/min

End Purging: 12:20 Volume of Water Removed (gal): 2.5 gal

Method of Purge: low-flow peristaltic pump Method of Sampling: Low-Flow

Physical Appearance/ Comments: Slightly cloudy

Mild odor

Samples Collected: (analyses / no. bottles) VOC, SVOC, Metals, Dissolved Metals, Total Cyanide

Time Collected: 12:30

Duplicate Sample: No Laboratory : Alpha Analytical Labratories

Field Measurements:

Time	DTP ft	DTW ft	pH SU	Conductivity mS/cm - S/m	Turbidity NTU	Dissolved O_2 mg/L	Temperature C^o	ORP mV
12:00	--	3.55	6.4	11.50	1.09	2.36	22.32	-115
12:03	--	3.58	6.41	10.30	0.82	1.45	22.44	-120
12:06	--	3.56	6.44	10.50	0.61	1.21	22.47	-126
12:09	--	3.54	6.48	10.5	0.40	1.06	22.48	-130
12:12	--	3.55	6.50	10.40	0.09	1.05	22.47	-132
12:15	--	3.57	6.51	10.4	0.08	0.99	22.47	-135
12:18	--	3.59	6.52	10.400	0.08	0.95	22.47	-137

Sample Time ##########

APPENDIX C

Laboratory Analytical Reports

ANALYTICAL REPORT

Lab Number:	L1736355
Client:	Roux Associates, Inc. 209 Shafter St Islandia, NY 11749
ATTN:	Thalassa Sodre
Phone:	(631) 630-2409
Project Name:	198 DOUGLASS ST.
Project Number:	0715.0028Y000
Report Date:	10/19/17

Certifications & Approvals: MA (M-MA086), NH NELAP (2064), NJ NELAP (MA935), CT (PH-0574), IL (200077), ME (MA00086), MD (348), NY (11148), NC (25700/666), PA (68-03671), RI (LAO00065), TX (T104704476), VT (VT-0935), VA (460195), USDA (Permit #P330-14-00197).

Eight Walkup Drive, Westborough, MA 01581-1019
508-898-9220 (Fax) 508-898-9193 800-624-9220 - www.alphalab.com

Project Name: 198 DOUGLASS ST.
Project Number: 0715.0028Y000

Lab Number: L1736355
Report Date: 10/19/17

Alpha Sample ID	Client ID	Matrix	Sample Location	Collection Date/Time	Receive Date
L1736355-01	SB-1 (7.5-9)	SOIL	198 DOUGLASS	10/09/17 15:40	10/09/17
L1736355-02	SB-1 (18-20)	SOIL	198 DOUGLASS	10/09/17 15:45	10/09/17
L1736355-03	SB-2 (6-7.5)	SOIL	198 DOUGLASS	10/09/17 16:45	10/09/17
L1736355-04	SB-2 (18-20)	SOIL	198 DOUGLASS	10/09/17 17:00	10/09/17
L1736355-05	SB-3 (18-20)	SOIL	198 DOUGLASS	10/09/17 18:00	10/09/17

Project Name: 198 DOUGLASS ST. **Lab Number:** L1736355
Project Number: 0715.0028Y000 **Report Date:** 10/19/17

Case Narrative

The samples were received in accordance with the Chain of Custody and no significant deviations were encountered during the preparation or analysis unless otherwise noted. Sample Receipt, Container Information, and the Chain of Custody are located at the back of the report.

Results contained within this report relate only to the samples submitted under this Alpha Lab Number and meet NELAP requirements for all NELAP accredited parameters unless otherwise noted in the following narrative. The data presented in this report is organized by parameter (i.e. VOC, SVOC, etc.). Sample specific Quality Control data (i.e. Surrogate Spike Recovery) is reported at the end of the target analyte list for each individual sample, followed by the Laboratory Batch Quality Control at the end of each parameter. Tentatively Identified Compounds (TICs), if requested, are reported for compounds identified to be present and are not part of the method/program Target Compound List, even if only a subset of the TCL are being reported. If a sample was re-analyzed or re-extracted due to a required quality control corrective action and if both sets of data are reported, the Laboratory ID of the re-analysis or re-extraction is designated with an "R" or "RE", respectively. When multiple Batch Quality Control elements are reported (e.g. more than one LCS), the associated samples for each element are noted in the grey shaded header line of each data table. Any Laboratory Batch, Sample Specific % recovery or RPD value that is outside the listed Acceptance Criteria is bolded in the report. All specific QC information is also incorporated in the Data Usability format of our Data Merger tool where it can be reviewed along with any associated usability implications. Soil/sediments, solids and tissues are reported on a dry weight basis unless otherwise noted. Definitions of all data qualifiers and acronyms used in this report are provided in the Glossary located at the back of the report.

In reference to questions H (CAM) or 4 (RCP) when "NO" is checked, the performance criteria for CAM and RCP methods allow for some quality control failures to occur and still be within method compliance. In these instances the specific failure is not narrated but noted in the associated QC table. The information is also incorporated in the Data Usability format of our Data Merger tool where it can be reviewed along with any associated usability implications.

Please see the associated ADEx data file for a comparison of laboratory reporting limits that were achieved with the regulatory Numerical Standards requested on the Chain of Custody.

HOLD POLICY
For samples submitted on hold, Alpha's policy is to hold samples (with the exception of Air canisters) free of charge for 21 calendar days from the date the project is completed. After 21 calendar days, we will dispose of all samples submitted including those put on hold unless you have contacted your Client Service Representative and made arrangements for Alpha to continue to hold the samples. Air canisters will be disposed after 3 business days from the date the project is completed.

Please contact Client Services at 800-624-9220 with any questions.

Project Name:	198 DOUGLASS ST.	**Lab Number:**	L1736355
Project Number:	0715.0028Y000	**Report Date:**	10/19/17

Case Narrative (continued)

Report Revision:

October 19, 2017: The Diesel Range Organics QC is now provided.

Report Submission

The requested analyses and project number were provided by the client.

All non-detect (ND) or estimated concentrations (J-qualified) have been quantitated to the limit noted in the MDL column.

Volatile Organics

L1736355-01: The surrogate recoveries are outside the acceptance criteria for 4-bromofluorobenzene (132%); however, the sample was not re-analyzed due to coelution with an obvious interference. A copy of the chromatogram is included as an attachment to this report.

L1736355-03: The analysis of Volatile Organics by EPA Method 5035/8260 Low Level could not be performed due to the elevated concentrations of non-target compounds in the sample.

L1736355-03: The surrogate recoveries are outside the acceptance criteria for 4-bromofluorobenzene (152%); however, the sample was not re-analyzed due to coelution with an obvious interference. A copy of the chromatogram is included as an attachment to this report.

Semivolatile Organics

The WG1051621-2/-3 LCS/LCSD recoveries, associated with L1736355-01 through -05, are below the acceptance criteria for benzoic acid (0%/0%); however, it has been identified as a "difficult" analyte. The results of the associated samples are reported.

Gasoline Range Organics

L1736355-03: The surrogate recoveries are outside the acceptance criteria for 4-bromofluorobenzene (148%); however, the sample was not re-analyzed due to coelution with an unresolved complex mixture (UCM). A copy of the chromatogram is included as an attachment to this report.

Project Name:	198 DOUGLASS ST.	**Lab Number:**	L1736355
Project Number:	0715.0028Y000	**Report Date:**	10/19/17

Case Narrative (continued)

Diesel Range Organics

The WG1052258-3 Laboratory Duplicate RPD for DRO (c10-c28) (26%), performed on L1736355-01, is outside the acceptance criteria. The elevated RPD has been attributed to the non-homogeneous nature of the native sample.

Total Metals

L1736355-01 through -05: The sample has elevated detection limits for all elements, with the exception of mercury, due to the dilution required by matrix interferences encountered during analysis.

Cyanide, Total

The WG1050697-2 LCS recovery (129%), associated with L1736355-01 through -05, is outside our in-house acceptance criteria, but within the vendor-certified acceptance limits. The results of the original analyses are reported.

I, the undersigned, attest under the pains and penalties of perjury that, to the best of my knowledge and belief and based upon my personal inquiry of those responsible for providing the information contained in this analytical report, such information is accurate and complete. This certificate of analysis is not complete unless this page accompanies any and all pages of this report.

Authorized Signature: Lisa Westerlind

Title: Technical Director/Representative Date: 10/19/17

ORGANICS

VOLATILES

Project Name: 198 DOUGLASS ST.
Project Number: 0715.0028Y000
Lab Number: L1736355
Report Date: 10/19/17

SAMPLE RESULTS

Lab ID: L1736355-01
Client ID: SB-1 (7.5-9)
Sample Location: 198 DOUGLASS

Date Collected: 10/09/17 15:40
Date Received: 10/09/17
Field Prep: Not Specified

Matrix: Soil
Analytical Method: 1,8260C
Analytical Date: 10/12/17 11:29
Analyst: JC
Percent Solids: 68%

Parameter	Result	Qualifier	Units	RL	MDL	Dilution Factor
Volatile Organics by 8260/5035 - Westborough Lab						
Methylene chloride	ND		ug/kg	16	2.7	1
1,1-Dichloroethane	ND		ug/kg	2.5	0.44	1
Chloroform	ND		ug/kg	2.5	0.61	1
Carbon tetrachloride	ND		ug/kg	1.6	0.57	1
1,2-Dichloropropane	ND		ug/kg	5.7	0.37	1
Dibromochloromethane	ND		ug/kg	1.6	0.29	1
1,1,2-Trichloroethane	ND		ug/kg	2.5	0.51	1
Tetrachloroethene	ND		ug/kg	1.6	0.50	1
Chlorobenzene	ND		ug/kg	1.6	0.57	1
Trichlorofluoromethane	ND		ug/kg	8.2	0.68	1
1,2-Dichloroethane	ND		ug/kg	1.6	0.40	1
1,1,1-Trichloroethane	ND		ug/kg	1.6	0.57	1
Bromodichloromethane	ND		ug/kg	1.6	0.50	1
trans-1,3-Dichloropropene	ND		ug/kg	1.6	0.34	1
cis-1,3-Dichloropropene	ND		ug/kg	1.6	0.38	1
1,3-Dichloropropene, Total	ND		ug/kg	1.6	0.34	1
1,1-Dichloropropene	ND		ug/kg	8.2	0.54	1
Bromoform	ND		ug/kg	6.6	0.39	1
1,1,2,2-Tetrachloroethane	ND		ug/kg	1.6	0.49	1
Benzene	ND		ug/kg	1.6	0.32	1
Toluene	ND		ug/kg	2.5	0.32	1
Ethylbenzene	ND		ug/kg	1.6	0.28	1
Chloromethane	ND		ug/kg	8.2	0.72	1
Bromomethane	ND		ug/kg	3.3	0.55	1
Vinyl chloride	ND		ug/kg	3.3	0.52	1
Chloroethane	ND		ug/kg	3.3	0.52	1
1,1-Dichloroethene	ND		ug/kg	1.6	0.61	1
trans-1,2-Dichloroethene	ND		ug/kg	2.5	0.40	1
Trichloroethene	ND		ug/kg	1.6	0.50	1
1,2-Dichlorobenzene	ND		ug/kg	8.2	0.30	1

Project Name: 198 DOUGLASS ST. **Lab Number:** L1736355

Project Number: 0715.0028Y000 **Report Date:** 10/19/17

SAMPLE RESULTS

Lab ID: L1736355-01 Date Collected: 10/09/17 15:40

Client ID: SB-1 (7.5-9) Date Received: 10/09/17

Sample Location: 198 DOUGLASS Field Prep: Not Specified

Parameter	Result	Qualifier	Units	RL	MDL	Dilution Factor
Volatile Organics by 8260/5035 - Westborough Lab						
1,3-Dichlorobenzene	ND		ug/kg	8.2	0.36	1
1,4-Dichlorobenzene	ND		ug/kg	8.2	0.30	1
Methyl tert butyl ether	ND		ug/kg	3.3	0.25	1
p/m-Xylene	ND		ug/kg	3.3	0.58	1
o-Xylene	ND		ug/kg	3.3	0.55	1
Xylenes, Total	ND		ug/kg	3.3	0.55	1
cis-1,2-Dichloroethene	ND		ug/kg	1.6	0.56	1
1,2-Dichloroethene, Total	ND		ug/kg	1.6	0.40	1
Dibromomethane	ND		ug/kg	16	0.39	1
Styrene	ND		ug/kg	3.3	0.66	1
Dichlorodifluoromethane	ND		ug/kg	16	0.82	1
Acetone	36		ug/kg	16	3.8	1
Carbon disulfide	ND		ug/kg	16	1.8	1
2-Butanone	10	J	ug/kg	16	1.1	1
Vinyl acetate	ND		ug/kg	16	0.25	1
4-Methyl-2-pentanone	ND		ug/kg	16	0.40	1
1,2,3-Trichloropropane	ND		ug/kg	16	0.29	1
2-Hexanone	ND		ug/kg	16	1.1	1
Bromochloromethane	ND		ug/kg	8.2	0.58	1
2,2-Dichloropropane	ND		ug/kg	8.2	0.74	1
1,2-Dibromoethane	ND		ug/kg	6.6	0.33	1
1,3-Dichloropropane	ND		ug/kg	8.2	0.30	1
1,1,1,2-Tetrachloroethane	ND		ug/kg	1.6	0.52	1
Bromobenzene	ND		ug/kg	8.2	0.36	1
n-Butylbenzene	ND		ug/kg	1.6	0.37	1
sec-Butylbenzene	0.77	J	ug/kg	1.6	0.36	1
tert-Butylbenzene	4.6	J	ug/kg	8.2	0.40	1
o-Chlorotoluene	ND		ug/kg	8.2	0.36	1
p-Chlorotoluene	ND		ug/kg	8.2	0.30	1
1,2-Dibromo-3-chloropropane	ND		ug/kg	8.2	0.65	1
Hexachlorobutadiene	ND		ug/kg	8.2	0.57	1
Isopropylbenzene	ND		ug/kg	1.6	0.32	1
p-Isopropyltoluene	ND		ug/kg	1.6	0.33	1
Naphthalene	4.1	J	ug/kg	8.2	0.23	1
Acrylonitrile	ND		ug/kg	16	0.84	1
n-Propylbenzene	ND		ug/kg	1.6	0.35	1
1,2,3-Trichlorobenzene	ND		ug/kg	8.2	0.41	1
1,2,4-Trichlorobenzene	ND		ug/kg	8.2	0.35	1
1,3,5-Trimethylbenzene	ND		ug/kg	8.2	0.26	1

Project Name: 198 DOUGLASS ST.
Lab Number: L1736355
Project Number: 0715.0028Y000
Report Date: 10/19/17

SAMPLE RESULTS

Lab ID: L1736355-01
Client ID: SB-1 (7.5-9)
Sample Location: 198 DOUGLASS

Date Collected: 10/09/17 15:40
Date Received: 10/09/17
Field Prep: Not Specified

Parameter	Result	Qualifier	Units	RL	MDL	Dilution Factor
Volatile Organics by 8260/5035 - Westborough Lab						
1,2,4-Trimethylbenzene	ND		ug/kg	8.2	0.30	1
1,4-Dioxane	ND		ug/kg	66	24.	1
p-Diethylbenzene	ND		ug/kg	6.6	6.6	1
p-Ethyltoluene	ND		ug/kg	6.6	0.38	1
1,2,4,5-Tetramethylbenzene	13		ug/kg	6.6	0.26	1
Ethyl ether	ND		ug/kg	8.2	0.43	1
trans-1,4-Dichloro-2-butene	ND		ug/kg	8.2	0.64	1

Surrogate	% Recovery	Qualifier	Acceptance Criteria
1,2-Dichloroethane-d4	89		70-130
Toluene-d8	108		70-130
4-Bromofluorobenzene	**132**	Q	70-130
Dibromofluoromethane	97		70-130

Project Name: 198 DOUGLASS ST.
Project Number: 0715.0028Y000
Lab Number: L1736355
Report Date: 10/19/17

SAMPLE RESULTS

Lab ID: L1736355-02
Client ID: SB-1 (18-20)
Sample Location: 198 DOUGLASS

Date Collected: 10/09/17 15:45
Date Received: 10/09/17
Field Prep: Not Specified

Matrix: Soil
Analytical Method: 1,8260C
Analytical Date: 10/12/17 11:54
Analyst: JC
Percent Solids: 24%

Parameter	Result	Qualifier	Units	RL	MDL	Dilution Factor
Volatile Organics by 8260/5035 - Westborough Lab						
Methylene chloride	ND		ug/kg	73	12.	1
1,1-Dichloroethane	ND		ug/kg	11	2.0	1
Chloroform	ND		ug/kg	11	2.7	1
Carbon tetrachloride	ND		ug/kg	7.3	2.5	1
1,2-Dichloropropane	ND		ug/kg	26	1.7	1
Dibromochloromethane	ND		ug/kg	7.3	1.3	1
1,1,2-Trichloroethane	ND		ug/kg	11	2.3	1
Tetrachloroethene	ND		ug/kg	7.3	2.2	1
Chlorobenzene	ND		ug/kg	7.3	2.6	1
Trichlorofluoromethane	ND		ug/kg	37	3.0	1
1,2-Dichloroethane	ND		ug/kg	7.3	1.8	1
1,1,1-Trichloroethane	ND		ug/kg	7.3	2.6	1
Bromodichloromethane	ND		ug/kg	7.3	2.2	1
trans-1,3-Dichloropropene	ND		ug/kg	7.3	1.5	1
cis-1,3-Dichloropropene	ND		ug/kg	7.3	1.7	1
1,3-Dichloropropene, Total	ND		ug/kg	7.3	1.5	1
1,1-Dichloropropene	ND		ug/kg	37	2.4	1
Bromoform	ND		ug/kg	29	1.7	1
1,1,2,2-Tetrachloroethane	ND		ug/kg	7.3	2.2	1
Benzene	200		ug/kg	7.3	1.4	1
Toluene	1.7	J	ug/kg	11	1.4	1
Ethylbenzene	ND		ug/kg	7.3	1.2	1
Chloromethane	ND		ug/kg	37	3.2	1
Bromomethane	ND		ug/kg	15	2.5	1
Vinyl chloride	ND		ug/kg	15	2.3	1
Chloroethane	ND		ug/kg	15	2.3	1
1,1-Dichloroethene	ND		ug/kg	7.3	2.7	1
trans-1,2-Dichloroethene	ND		ug/kg	11	1.8	1
Trichloroethene	ND		ug/kg	7.3	2.2	1
1,2-Dichlorobenzene	ND		ug/kg	37	1.3	1

Project Name: 198 DOUGLASS ST. **Lab Number:** L1736355

Project Number: 0715.0028Y000 **Report Date:** 10/19/17

SAMPLE RESULTS

Lab ID: L1736355-02 Date Collected: 10/09/17 15:45

Client ID: SB-1 (18-20) Date Received: 10/09/17

Sample Location: 198 DOUGLASS Field Prep: Not Specified

Parameter	Result	Qualifier	Units	RL	MDL	Dilution Factor
Volatile Organics by 8260/5035 - Westborough Lab						
1,3-Dichlorobenzene	ND		ug/kg	37	1.6	1
1,4-Dichlorobenzene	ND		ug/kg	37	1.3	1
Methyl tert butyl ether	ND		ug/kg	15	1.1	1
p/m-Xylene	ND		ug/kg	15	2.6	1
o-Xylene	ND		ug/kg	15	2.5	1
Xylenes, Total	ND		ug/kg	15	2.5	1
cis-1,2-Dichloroethene	ND		ug/kg	7.3	2.5	1
1,2-Dichloroethene, Total	ND		ug/kg	7.3	1.8	1
Dibromomethane	ND		ug/kg	73	1.8	1
Styrene	ND		ug/kg	15	2.9	1
Dichlorodifluoromethane	ND		ug/kg	73	3.7	1
Acetone	ND		ug/kg	73	17.	1
Carbon disulfide	9.2	J	ug/kg	73	8.1	1
2-Butanone	ND		ug/kg	73	5.1	1
Vinyl acetate	ND		ug/kg	73	1.1	1
4-Methyl-2-pentanone	ND		ug/kg	73	1.8	1
1,2,3-Trichloropropane	ND		ug/kg	73	1.3	1
2-Hexanone	ND		ug/kg	73	4.9	1
Bromochloromethane	ND		ug/kg	37	2.6	1
2,2-Dichloropropane	ND		ug/kg	37	3.3	1
1,2-Dibromoethane	ND		ug/kg	29	1.5	1
1,3-Dichloropropane	ND		ug/kg	37	1.3	1
1,1,1,2-Tetrachloroethane	ND		ug/kg	7.3	2.3	1
Bromobenzene	ND		ug/kg	37	1.6	1
n-Butylbenzene	ND		ug/kg	7.3	1.7	1
sec-Butylbenzene	ND		ug/kg	7.3	1.6	1
tert-Butylbenzene	ND		ug/kg	37	1.8	1
o-Chlorotoluene	ND		ug/kg	37	1.6	1
p-Chlorotoluene	ND		ug/kg	37	1.3	1
1,2-Dibromo-3-chloropropane	ND		ug/kg	37	2.9	1
Hexachlorobutadiene	ND		ug/kg	37	2.6	1
Isopropylbenzene	ND		ug/kg	7.3	1.4	1
p-Isopropyltoluene	ND		ug/kg	7.3	1.5	1
Naphthalene	ND		ug/kg	37	1.0	1
Acrylonitrile	ND		ug/kg	73	3.8	1
n-Propylbenzene	ND		ug/kg	7.3	1.6	1
1,2,3-Trichlorobenzene	ND		ug/kg	37	1.8	1
1,2,4-Trichlorobenzene	ND		ug/kg	37	1.6	1
1,3,5-Trimethylbenzene	ND		ug/kg	37	1.2	1

Project Name: 198 DOUGLASS ST.
Lab Number: L1736355
Project Number: 0715.0028Y000
Report Date: 10/19/17

SAMPLE RESULTS

Lab ID: L1736355-02
Client ID: SB-1 (18-20)
Sample Location: 198 DOUGLASS

Date Collected: 10/09/17 15:45
Date Received: 10/09/17
Field Prep: Not Specified

Parameter	Result	Qualifier	Units	RL	MDL	Dilution Factor
Volatile Organics by 8260/5035 - Westborough Lab						
1,2,4-Trimethylbenzene	ND		ug/kg	37	1.4	1
1,4-Dioxane	ND		ug/kg	290	100	1
p-Diethylbenzene	ND		ug/kg	29	29.	1
p-Ethyltoluene	ND		ug/kg	29	1.7	1
1,2,4,5-Tetramethylbenzene	ND		ug/kg	29	1.1	1
Ethyl ether	ND		ug/kg	37	1.9	1
trans-1,4-Dichloro-2-butene	ND		ug/kg	37	2.9	1

Surrogate	% Recovery	Qualifier	Acceptance Criteria
1,2-Dichloroethane-d4	90		70-130
Toluene-d8	107		70-130
4-Bromofluorobenzene	112		70-130
Dibromofluoromethane	98		70-130

Project Name: 198 DOUGLASS ST.
Project Number: 0715.0028Y000
Lab Number: L1736355
Report Date: 10/19/17

SAMPLE RESULTS

Lab ID: L1736355-03
Client ID: SB-2 (6-7.5)
Sample Location: 198 DOUGLASS

Date Collected: 10/09/17 16:45
Date Received: 10/09/17
Field Prep: Not Specified

Matrix: Soil
Analytical Method: 1,8260C
Analytical Date: 10/12/17 20:43
Analyst: MV
Percent Solids: 79%

Parameter	Result	Qualifier	Units	RL	MDL	Dilution Factor
Volatile Organics by 8260/5035 - Westborough Lab						
Methylene chloride	ND		ug/kg	720	120	1
1,1-Dichloroethane	ND		ug/kg	110	20.	1
Chloroform	ND		ug/kg	110	27.	1
Carbon tetrachloride	ND		ug/kg	72	25.	1
1,2-Dichloropropane	ND		ug/kg	250	16.	1
Dibromochloromethane	ND		ug/kg	72	13.	1
1,1,2-Trichloroethane	ND		ug/kg	110	23.	1
Tetrachloroethene	ND		ug/kg	72	22.	1
Chlorobenzene	ND		ug/kg	72	25.	1
Trichlorofluoromethane	ND		ug/kg	360	30.	1
1,2-Dichloroethane	ND		ug/kg	72	18.	1
1,1,1-Trichloroethane	ND		ug/kg	72	25.	1
Bromodichloromethane	ND		ug/kg	72	22.	1
trans-1,3-Dichloropropene	ND		ug/kg	72	15.	1
cis-1,3-Dichloropropene	ND		ug/kg	72	17.	1
1,3-Dichloropropene, Total	ND		ug/kg	72	15.	1
1,1-Dichloropropene	ND		ug/kg	360	24.	1
Bromoform	ND		ug/kg	290	17.	1
1,1,2,2-Tetrachloroethane	ND		ug/kg	72	22.	1
Benzene	28	J	ug/kg	72	14.	1
Toluene	68	J	ug/kg	110	14.	1
Ethylbenzene	52	J	ug/kg	72	12.	1
Chloromethane	ND		ug/kg	360	32.	1
Bromomethane	66	J	ug/kg	140	24.	1
Vinyl chloride	ND		ug/kg	140	23.	1
Chloroethane	ND		ug/kg	140	23.	1
1,1-Dichloroethene	ND		ug/kg	72	27.	1
trans-1,2-Dichloroethene	ND		ug/kg	110	17.	1
Trichloroethene	ND		ug/kg	72	22.	1
1,2-Dichlorobenzene	ND		ug/kg	360	13.	1

Project Name: 198 DOUGLASS ST. **Lab Number:** L1736355

Project Number: 0715.0028Y000 **Report Date:** 10/19/17

SAMPLE RESULTS

Lab ID: L1736355-03 Date Collected: 10/09/17 16:45

Client ID: SB-2 (6-7.5) Date Received: 10/09/17

Sample Location: 198 DOUGLASS Field Prep: Not Specified

Parameter	Result	Qualifier	Units	RL	MDL	Dilution Factor
Volatile Organics by 8260/5035 - Westborough Lab						
1,3-Dichlorobenzene	ND		ug/kg	360	16.	1
1,4-Dichlorobenzene	ND		ug/kg	360	13.	1
Methyl tert butyl ether	13	J	ug/kg	140	11.	1
p/m-Xylene	190		ug/kg	140	25.	1
o-Xylene	31	J	ug/kg	140	24.	1
Xylenes, Total	220	J	ug/kg	140	24.	1
cis-1,2-Dichloroethene	ND		ug/kg	72	25.	1
1,2-Dichloroethene, Total	ND		ug/kg	72	17.	1
Dibromomethane	ND		ug/kg	720	17.	1
Styrene	ND		ug/kg	140	29.	1
Dichlorodifluoromethane	ND		ug/kg	720	36.	1
Acetone	210	J	ug/kg	720	170	1
Carbon disulfide	ND		ug/kg	720	80.	1
2-Butanone	ND		ug/kg	720	50.	1
Vinyl acetate	ND		ug/kg	720	11.	1
4-Methyl-2-pentanone	ND		ug/kg	720	18.	1
1,2,3-Trichloropropane	ND		ug/kg	720	13.	1
2-Hexanone	ND		ug/kg	720	48.	1
Bromochloromethane	ND		ug/kg	360	26.	1
2,2-Dichloropropane	ND		ug/kg	360	33.	1
1,2-Dibromoethane	ND		ug/kg	290	14.	1
1,3-Dichloropropane	ND		ug/kg	360	13.	1
1,1,1,2-Tetrachloroethane	ND		ug/kg	72	23.	1
Bromobenzene	ND		ug/kg	360	16.	1
n-Butylbenzene	ND		ug/kg	72	16.	1
sec-Butylbenzene	100		ug/kg	72	16.	1
tert-Butylbenzene	ND		ug/kg	360	18.	1
o-Chlorotoluene	ND		ug/kg	360	16.	1
p-Chlorotoluene	ND		ug/kg	360	13.	1
1,2-Dibromo-3-chloropropane	ND		ug/kg	360	29.	1
Hexachlorobutadiene	ND		ug/kg	360	25.	1
Isopropylbenzene	32	J	ug/kg	72	14.	1
p-Isopropyltoluene	ND		ug/kg	72	15.	1
Naphthalene	260	J	ug/kg	360	10.	1
Acrylonitrile	ND		ug/kg	720	37.	1
n-Propylbenzene	ND		ug/kg	72	16.	1
1,2,3-Trichlorobenzene	ND		ug/kg	360	18.	1
1,2,4-Trichlorobenzene	ND		ug/kg	360	16.	1
1,3,5-Trimethylbenzene	13	J	ug/kg	360	12.	1

Project Name: 198 DOUGLASS ST. **Lab Number:** L1736355

Project Number: 0715.0028Y000 **Report Date:** 10/19/17

SAMPLE RESULTS

Lab ID: L1736355-03 Date Collected: 10/09/17 16:45

Client ID: SB-2 (6-7.5) Date Received: 10/09/17

Sample Location: 198 DOUGLASS Field Prep: Not Specified

Parameter	Result	Qualifier	Units	RL	MDL	Dilution Factor
Volatile Organics by 8260/5035 - Westborough Lab						
1,2,4-Trimethylbenzene	100	J	ug/kg	360	13.	1
1,4-Dioxane	ND		ug/kg	2900	1000	1
p-Diethylbenzene	ND		ug/kg	290	290	1
p-Ethyltoluene	130	J	ug/kg	290	17.	1
1,2,4,5-Tetramethylbenzene	190	J	ug/kg	290	11.	1
Ethyl ether	ND		ug/kg	360	19.	1
trans-1,4-Dichloro-2-butene	ND		ug/kg	360	28.	1

Surrogate	% Recovery	Qualifier	Acceptance Criteria
1,2-Dichloroethane-d4	110		70-130
Toluene-d8	102		70-130
4-Bromofluorobenzene	**152**	Q	70-130
Dibromofluoromethane	103		70-130

Project Name: 198 DOUGLASS ST.
Project Number: 0715.0028Y000
Lab Number: L1736355
Report Date: 10/19/17

SAMPLE RESULTS

Lab ID: L1736355-04
Client ID: SB-2 (18-20)
Sample Location: 198 DOUGLASS

Date Collected: 10/09/17 17:00
Date Received: 10/09/17
Field Prep: Not Specified

Matrix: Soil
Analytical Method: 1,8260C
Analytical Date: 10/12/17 12:19
Analyst: JC
Percent Solids: 55%

Parameter	Result	Qualifier	Units	RL	MDL	Dilution Factor
Volatile Organics by 8260/5035 - Westborough Lab						
Methylene chloride	ND		ug/kg	27	4.4	1
1,1-Dichloroethane	ND		ug/kg	4.0	0.72	1
Chloroform	ND		ug/kg	4.0	0.98	1
Carbon tetrachloride	ND		ug/kg	2.7	0.92	1
1,2-Dichloropropane	ND		ug/kg	9.3	0.61	1
Dibromochloromethane	ND		ug/kg	2.7	0.47	1
1,1,2-Trichloroethane	ND		ug/kg	4.0	0.83	1
Tetrachloroethene	ND		ug/kg	2.7	0.80	1
Chlorobenzene	ND		ug/kg	2.7	0.93	1
Trichlorofluoromethane	ND		ug/kg	13	1.1	1
1,2-Dichloroethane	ND		ug/kg	2.7	0.66	1
1,1,1-Trichloroethane	ND		ug/kg	2.7	0.93	1
Bromodichloromethane	ND		ug/kg	2.7	0.82	1
trans-1,3-Dichloropropene	ND		ug/kg	2.7	0.55	1
cis-1,3-Dichloropropene	ND		ug/kg	2.7	0.62	1
1,3-Dichloropropene, Total	ND		ug/kg	2.7	0.55	1
1,1-Dichloropropene	ND		ug/kg	13	0.87	1
Bromoform	ND		ug/kg	11	0.63	1
1,1,2,2-Tetrachloroethane	ND		ug/kg	2.7	0.79	1
Benzene	ND		ug/kg	2.7	0.51	1
Toluene	ND		ug/kg	4.0	0.52	1
Ethylbenzene	ND		ug/kg	2.7	0.45	1
Chloromethane	ND		ug/kg	13	1.2	1
Bromomethane	ND		ug/kg	5.3	0.90	1
Vinyl chloride	ND		ug/kg	5.3	0.84	1
Chloroethane	ND		ug/kg	5.3	0.84	1
1,1-Dichloroethene	ND		ug/kg	2.7	0.99	1
trans-1,2-Dichloroethene	ND		ug/kg	4.0	0.64	1
Trichloroethene	ND		ug/kg	2.7	0.80	1
1,2-Dichlorobenzene	ND		ug/kg	13	0.48	1

Project Name: 198 DOUGLASS ST. **Lab Number:** L1736355

Project Number: 0715.0028Y000 **Report Date:** 10/19/17

SAMPLE RESULTS

Lab ID: L1736355-04 Date Collected: 10/09/17 17:00

Client ID: SB-2 (18-20) Date Received: 10/09/17

Sample Location: 198 DOUGLASS Field Prep: Not Specified

Parameter	Result	Qualifier	Units	RL	MDL	Dilution Factor
Volatile Organics by 8260/5035 - Westborough Lab						
1,3-Dichlorobenzene	ND		ug/kg	13	0.58	1
1,4-Dichlorobenzene	ND		ug/kg	13	0.48	1
Methyl tert butyl ether	ND		ug/kg	5.3	0.41	1
p/m-Xylene	ND		ug/kg	5.3	0.94	1
o-Xylene	ND		ug/kg	5.3	0.90	1
Xylenes, Total	ND		ug/kg	5.3	0.90	1
cis-1,2-Dichloroethene	ND		ug/kg	2.7	0.91	1
1,2-Dichloroethene, Total	ND		ug/kg	2.7	0.64	1
Dibromomethane	ND		ug/kg	27	0.64	1
Styrene	ND		ug/kg	5.3	1.1	1
Dichlorodifluoromethane	ND		ug/kg	27	1.3	1
Acetone	21	J	ug/kg	27	6.1	1
Carbon disulfide	5.2	J	ug/kg	27	2.9	1
2-Butanone	ND		ug/kg	27	1.8	1
Vinyl acetate	ND		ug/kg	27	0.41	1
4-Methyl-2-pentanone	ND		ug/kg	27	0.65	1
1,2,3-Trichloropropane	ND		ug/kg	27	0.47	1
2-Hexanone	ND		ug/kg	27	1.8	1
Bromochloromethane	ND		ug/kg	13	0.95	1
2,2-Dichloropropane	ND		ug/kg	13	1.2	1
1,2-Dibromoethane	ND		ug/kg	11	0.53	1
1,3-Dichloropropane	ND		ug/kg	13	0.49	1
1,1,1,2-Tetrachloroethane	ND		ug/kg	2.7	0.85	1
Bromobenzene	ND		ug/kg	13	0.58	1
n-Butylbenzene	ND		ug/kg	2.7	0.61	1
sec-Butylbenzene	ND		ug/kg	2.7	0.58	1
tert-Butylbenzene	ND		ug/kg	13	0.66	1
o-Chlorotoluene	ND		ug/kg	13	0.59	1
p-Chlorotoluene	ND		ug/kg	13	0.49	1
1,2-Dibromo-3-chloropropane	ND		ug/kg	13	1.0	1
Hexachlorobutadiene	ND		ug/kg	13	0.93	1
Isopropylbenzene	ND		ug/kg	2.7	0.52	1
p-Isopropyltoluene	ND		ug/kg	2.7	0.54	1
Naphthalene	ND		ug/kg	13	0.37	1
Acrylonitrile	ND		ug/kg	27	1.4	1
n-Propylbenzene	ND		ug/kg	2.7	0.57	1
1,2,3-Trichlorobenzene	ND		ug/kg	13	0.67	1
1,2,4-Trichlorobenzene	ND		ug/kg	13	0.57	1
1,3,5-Trimethylbenzene	ND		ug/kg	13	0.43	1

Project Name: 198 DOUGLASS ST.
Lab Number: L1736355
Project Number: 0715.0028Y000
Report Date: 10/19/17

SAMPLE RESULTS

Lab ID: L1736355-04
Client ID: SB-2 (18-20)
Sample Location: 198 DOUGLASS

Date Collected: 10/09/17 17:00
Date Received: 10/09/17
Field Prep: Not Specified

Parameter	Result	Qualifier	Units	RL	MDL	Dilution Factor
Volatile Organics by 8260/5035 - Westborough Lab						
1,2,4-Trimethylbenzene	ND		ug/kg	13	0.50	1
1,4-Dioxane	ND		ug/kg	110	38.	1
p-Diethylbenzene	ND		ug/kg	11	11.	1
p-Ethyltoluene	ND		ug/kg	11	0.62	1
1,2,4,5-Tetramethylbenzene	ND		ug/kg	11	0.42	1
Ethyl ether	ND		ug/kg	13	0.69	1
trans-1,4-Dichloro-2-butene	ND		ug/kg	13	1.0	1

Surrogate	% Recovery	Qualifier	Acceptance Criteria
1,2-Dichloroethane-d4	95		70-130
Toluene-d8	104		70-130
4-Bromofluorobenzene	112		70-130
Dibromofluoromethane	99		70-130

Project Name: 198 DOUGLASS ST.
Project Number: 0715.0028Y000
Lab Number: L1736355
Report Date: 10/19/17

SAMPLE RESULTS

Lab ID: L1736355-05
Client ID: SB-3 (18-20)
Sample Location: 198 DOUGLASS

Date Collected: 10/09/17 18:00
Date Received: 10/09/17
Field Prep: Not Specified

Matrix: Soil
Analytical Method: 1,8260C
Analytical Date: 10/12/17 12:45
Analyst: JC
Percent Solids: 32%

Parameter	Result	Qualifier	Units	RL	MDL	Dilution Factor
Volatile Organics by 8260/5035 - Westborough Lab						
Methylene chloride	ND		ug/kg	42	6.9	1
1,1-Dichloroethane	ND		ug/kg	6.3	1.1	1
Chloroform	ND		ug/kg	6.3	1.6	1
Carbon tetrachloride	ND		ug/kg	4.2	1.4	1
1,2-Dichloropropane	ND		ug/kg	15	0.96	1
Dibromochloromethane	ND		ug/kg	4.2	0.74	1
1,1,2-Trichloroethane	ND		ug/kg	6.3	1.3	1
Tetrachloroethene	ND		ug/kg	4.2	1.3	1
Chlorobenzene	ND		ug/kg	4.2	1.5	1
Trichlorofluoromethane	ND		ug/kg	21	1.8	1
1,2-Dichloroethane	ND		ug/kg	4.2	1.0	1
1,1,1-Trichloroethane	ND		ug/kg	4.2	1.5	1
Bromodichloromethane	ND		ug/kg	4.2	1.3	1
trans-1,3-Dichloropropene	ND		ug/kg	4.2	0.87	1
cis-1,3-Dichloropropene	ND		ug/kg	4.2	0.97	1
1,3-Dichloropropene, Total	ND		ug/kg	4.2	0.87	1
1,1-Dichloropropene	ND		ug/kg	21	1.4	1
Bromoform	ND		ug/kg	17	0.99	1
1,1,2,2-Tetrachloroethane	ND		ug/kg	4.2	1.2	1
Benzene	610		ug/kg	4.2	0.81	1
Toluene	16		ug/kg	6.3	0.82	1
Ethylbenzene	41		ug/kg	4.2	0.71	1
Chloromethane	ND		ug/kg	21	1.8	1
Bromomethane	ND		ug/kg	8.4	1.4	1
Vinyl chloride	ND		ug/kg	8.4	1.3	1
Chloroethane	ND		ug/kg	8.4	1.3	1
1,1-Dichloroethene	ND		ug/kg	4.2	1.6	1
trans-1,2-Dichloroethene	ND		ug/kg	6.3	1.0	1
Trichloroethene	ND		ug/kg	4.2	1.3	1
1,2-Dichlorobenzene	ND		ug/kg	21	0.76	1

Project Name: 198 DOUGLASS ST. **Lab Number:** L1736355

Project Number: 0715.0028Y000 **Report Date:** 10/19/17

SAMPLE RESULTS

Lab ID: L1736355-05 Date Collected: 10/09/17 18:00

Client ID: SB-3 (18-20) Date Received: 10/09/17

Sample Location: 198 DOUGLASS Field Prep: Not Specified

Parameter	Result	Qualifier	Units	RL	MDL	Dilution Factor
Volatile Organics by 8260/5035 - Westborough Lab						
1,3-Dichlorobenzene	ND		ug/kg	21	0.91	1
1,4-Dichlorobenzene	ND		ug/kg	21	0.76	1
Methyl tert butyl ether	ND		ug/kg	8.4	0.64	1
p/m-Xylene	210		ug/kg	8.4	1.5	1
o-Xylene	56		ug/kg	8.4	1.4	1
Xylenes, Total	270		ug/kg	8.4	1.4	1
cis-1,2-Dichloroethene	ND		ug/kg	4.2	1.4	1
1,2-Dichloroethene, Total	ND		ug/kg	4.2	1.0	1
Dibromomethane	ND		ug/kg	42	1.0	1
Styrene	ND		ug/kg	8.4	1.7	1
Dichlorodifluoromethane	ND		ug/kg	42	2.1	1
Acetone	140		ug/kg	42	9.6	1
Carbon disulfide	11	J	ug/kg	42	4.6	1
2-Butanone	33	J	ug/kg	42	2.9	1
Vinyl acetate	ND		ug/kg	42	0.64	1
4-Methyl-2-pentanone	ND		ug/kg	42	1.0	1
1,2,3-Trichloropropane	ND		ug/kg	42	0.74	1
2-Hexanone	ND		ug/kg	42	2.8	1
Bromochloromethane	ND		ug/kg	21	1.5	1
2,2-Dichloropropane	ND		ug/kg	21	1.9	1
1,2-Dibromoethane	ND		ug/kg	17	0.84	1
1,3-Dichloropropane	ND		ug/kg	21	0.77	1
1,1,1,2-Tetrachloroethane	ND		ug/kg	4.2	1.3	1
Bromobenzene	ND		ug/kg	21	0.92	1
n-Butylbenzene	ND		ug/kg	4.2	0.96	1
sec-Butylbenzene	ND		ug/kg	4.2	0.91	1
tert-Butylbenzene	ND		ug/kg	21	1.0	1
o-Chlorotoluene	ND		ug/kg	21	0.93	1
p-Chlorotoluene	ND		ug/kg	21	0.77	1
1,2-Dibromo-3-chloropropane	ND		ug/kg	21	1.7	1
Hexachlorobutadiene	ND		ug/kg	21	1.5	1
Isopropylbenzene	46		ug/kg	4.2	0.81	1
p-Isopropyltoluene	8.2		ug/kg	4.2	0.85	1
Naphthalene	0.65	J	ug/kg	21	0.58	1
Acrylonitrile	ND		ug/kg	42	2.2	1
n-Propylbenzene	15		ug/kg	4.2	0.90	1
1,2,3-Trichlorobenzene	ND		ug/kg	21	1.0	1
1,2,4-Trichlorobenzene	ND		ug/kg	21	0.90	1
1,3,5-Trimethylbenzene	14	J	ug/kg	21	0.68	1

Project Name: 198 DOUGLASS ST.
Project Number: 0715.0028Y000
Lab Number: L1736355
Report Date: 10/19/17

SAMPLE RESULTS

Lab ID: L1736355-05
Client ID: SB-3 (18-20)
Sample Location: 198 DOUGLASS

Date Collected: 10/09/17 18:00
Date Received: 10/09/17
Field Prep: Not Specified

Parameter	Result	Qualifier	Units	RL	MDL	Dilution Factor
Volatile Organics by 8260/5035 - Westborough Lab						
1,2,4-Trimethylbenzene	56		ug/kg	21	0.78	1
1,4-Dioxane	ND		ug/kg	170	60.	1
p-Diethylbenzene	ND		ug/kg	17	17.	1
p-Ethyltoluene	64		ug/kg	17	0.98	1
1,2,4,5-Tetramethylbenzene	ND		ug/kg	17	0.65	1
Ethyl ether	ND		ug/kg	21	1.1	1
trans-1,4-Dichloro-2-butene	ND		ug/kg	21	1.6	1

Surrogate	% Recovery	Qualifier	Acceptance Criteria
1,2-Dichloroethane-d4	101		70-130
Toluene-d8	110		70-130
4-Bromofluorobenzene	117		70-130
Dibromofluoromethane	97		70-130

Project Name: 198 DOUGLASS ST. **Lab Number:** L1736355

Project Number: 0715.0028Y000 **Report Date:** 10/19/17

Method Blank Analysis
Batch Quality Control

Analytical Method: 1,8260C
Analytical Date: 10/12/17 08:55
Analyst: JC

Parameter	Result	Qualifier	Units	RL	MDL
Volatile Organics by 8260/5035 - Westborough Lab for sample(s): 01-02,04-05 Batch: WG1051685-5					
Methylene chloride	ND		ug/kg	10	1.6
1,1-Dichloroethane	ND		ug/kg	1.5	0.27
Chloroform	ND		ug/kg	1.5	0.37
Carbon tetrachloride	ND		ug/kg	1.0	0.34
1,2-Dichloropropane	ND		ug/kg	3.5	0.23
Dibromochloromethane	ND		ug/kg	1.0	0.18
1,1,2-Trichloroethane	ND		ug/kg	1.5	0.31
Tetrachloroethene	ND		ug/kg	1.0	0.30
Chlorobenzene	ND		ug/kg	1.0	0.35
Trichlorofluoromethane	ND		ug/kg	5.0	0.42
1,2-Dichloroethane	ND		ug/kg	1.0	0.25
1,1,1-Trichloroethane	ND		ug/kg	1.0	0.35
Bromodichloromethane	ND		ug/kg	1.0	0.31
trans-1,3-Dichloropropene	ND		ug/kg	1.0	0.21
cis-1,3-Dichloropropene	ND		ug/kg	1.0	0.23
1,3-Dichloropropene, Total	ND		ug/kg	1.0	0.21
1,1-Dichloropropene	ND		ug/kg	5.0	0.33
Bromoform	ND		ug/kg	4.0	0.24
1,1,2,2-Tetrachloroethane	ND		ug/kg	1.0	0.30
Benzene	ND		ug/kg	1.0	0.19
Toluene	ND		ug/kg	1.5	0.20
Ethylbenzene	ND		ug/kg	1.0	0.17
Chloromethane	ND		ug/kg	5.0	0.44
Bromomethane	ND		ug/kg	2.0	0.34
Vinyl chloride	ND		ug/kg	2.0	0.32
Chloroethane	ND		ug/kg	2.0	0.32
1,1-Dichloroethene	ND		ug/kg	1.0	0.37
trans-1,2-Dichloroethene	ND		ug/kg	1.5	0.24
Trichloroethene	ND		ug/kg	1.0	0.30

Project Name: 198 DOUGLASS ST. **Lab Number:** L1736355

Project Number: 0715.0028Y000 **Report Date:** 10/19/17

Method Blank Analysis
Batch Quality Control

Analytical Method: 1,8260C
Analytical Date: 10/12/17 08:55
Analyst: JC

Parameter	Result	Qualifier	Units	RL	MDL
Volatile Organics by 8260/5035 - Westborough Lab for sample(s): 01-02,04-05 Batch: WG1051685-5					
1,2-Dichlorobenzene	ND		ug/kg	5.0	0.18
1,3-Dichlorobenzene	ND		ug/kg	5.0	0.22
1,4-Dichlorobenzene	ND		ug/kg	5.0	0.18
Methyl tert butyl ether	ND		ug/kg	2.0	0.15
p/m-Xylene	ND		ug/kg	2.0	0.35
o-Xylene	ND		ug/kg	2.0	0.34
Xylenes, Total	ND		ug/kg	2.0	0.34
cis-1,2-Dichloroethene	ND		ug/kg	1.0	0.34
1,2-Dichloroethene, Total	ND		ug/kg	1.0	0.24
Dibromomethane	ND		ug/kg	10	0.24
Styrene	ND		ug/kg	2.0	0.40
Dichlorodifluoromethane	ND		ug/kg	10	0.50
Acetone	ND		ug/kg	10	2.3
Carbon disulfide	ND		ug/kg	10	1.1
2-Butanone	ND		ug/kg	10	0.69
Vinyl acetate	ND		ug/kg	10	0.15
4-Methyl-2-pentanone	ND		ug/kg	10	0.24
1,2,3-Trichloropropane	ND		ug/kg	10	0.18
2-Hexanone	ND		ug/kg	10	0.67
Bromochloromethane	ND		ug/kg	5.0	0.36
2,2-Dichloropropane	ND		ug/kg	5.0	0.45
1,2-Dibromoethane	ND		ug/kg	4.0	0.20
1,3-Dichloropropane	ND		ug/kg	5.0	0.18
1,1,1,2-Tetrachloroethane	ND		ug/kg	1.0	0.32
Bromobenzene	ND		ug/kg	5.0	0.22
n-Butylbenzene	ND		ug/kg	1.0	0.23
sec-Butylbenzene	ND		ug/kg	1.0	0.22
tert-Butylbenzene	ND		ug/kg	5.0	0.25
o-Chlorotoluene	ND		ug/kg	5.0	0.22

Project Name: 198 DOUGLASS ST. **Lab Number:** L1736355

Project Number: 0715.0028Y000 **Report Date:** 10/19/17

Method Blank Analysis
Batch Quality Control

Analytical Method: 1,8260C
Analytical Date: 10/12/17 08:55
Analyst: JC

Parameter	Result	Qualifier	Units	RL	MDL
Volatile Organics by 8260/5035 - Westborough Lab for sample(s): 01-02,04-05 Batch: WG1051685-5					
p-Chlorotoluene	ND		ug/kg	5.0	0.18
1,2-Dibromo-3-chloropropane	ND		ug/kg	5.0	0.40
Hexachlorobutadiene	ND		ug/kg	5.0	0.35
Isopropylbenzene	ND		ug/kg	1.0	0.19
p-Isopropyltoluene	ND		ug/kg	1.0	0.20
Naphthalene	ND		ug/kg	5.0	0.14
Acrylonitrile	ND		ug/kg	10	0.51
n-Propylbenzene	ND		ug/kg	1.0	0.22
1,2,3-Trichlorobenzene	ND		ug/kg	5.0	0.25
1,2,4-Trichlorobenzene	ND		ug/kg	5.0	0.22
1,3,5-Trimethylbenzene	ND		ug/kg	5.0	0.16
1,2,4-Trimethylbenzene	ND		ug/kg	5.0	0.19
1,4-Dioxane	ND		ug/kg	40	14.
p-Diethylbenzene	ND		ug/kg	4.0	4.0
p-Ethyltoluene	ND		ug/kg	4.0	0.23
1,2,4,5-Tetramethylbenzene	ND		ug/kg	4.0	0.16
Ethyl ether	ND		ug/kg	5.0	0.26
trans-1,4-Dichloro-2-butene	ND		ug/kg	5.0	0.39

Surrogate	%Recovery	Qualifier	Acceptance Criteria
1,2-Dichloroethane-d4	103		70-130
Toluene-d8	103		70-130
4-Bromofluorobenzene	105		70-130
Dibromofluoromethane	95		70-130

Project Name: 198 DOUGLASS ST.
Project Number: 0715.0028Y000

Lab Number: L1736355
Report Date: 10/19/17

Method Blank Analysis
Batch Quality Control

Analytical Method: 1,8260C
Analytical Date: 10/12/17 20:17
Analyst: KD

Parameter	Result	Qualifier	Units	RL	MDL
Volatile Organics by 8260/5035 - Westborough Lab for sample(s): 03 Batch: WG1051980-5					
Methylene chloride	ND		ug/kg	500	82.
1,1-Dichloroethane	ND		ug/kg	75	14.
Chloroform	ND		ug/kg	75	18.
Carbon tetrachloride	ND		ug/kg	50	17.
1,2-Dichloropropane	ND		ug/kg	180	11.
Dibromochloromethane	ND		ug/kg	50	8.8
1,1,2-Trichloroethane	ND		ug/kg	75	16.
Tetrachloroethene	ND		ug/kg	50	15.
Chlorobenzene	ND		ug/kg	50	17.
Trichlorofluoromethane	ND		ug/kg	250	21.
1,2-Dichloroethane	ND		ug/kg	50	12.
1,1,1-Trichloroethane	ND		ug/kg	50	18.
Bromodichloromethane	ND		ug/kg	50	15.
trans-1,3-Dichloropropene	ND		ug/kg	50	10.
cis-1,3-Dichloropropene	ND		ug/kg	50	12.
1,3-Dichloropropene, Total	ND		ug/kg	50	10.
1,1-Dichloropropene	ND		ug/kg	250	16.
Bromoform	ND		ug/kg	200	12.
1,1,2,2-Tetrachloroethane	ND		ug/kg	50	15.
Benzene	ND		ug/kg	50	9.6
Toluene	ND		ug/kg	75	9.8
Ethylbenzene	ND		ug/kg	50	8.5
Chloromethane	ND		ug/kg	250	22.
Bromomethane	68	J	ug/kg	100	17.
Vinyl chloride	ND		ug/kg	100	16.
Chloroethane	ND		ug/kg	100	16.
1,1-Dichloroethene	ND		ug/kg	50	19.
trans-1,2-Dichloroethene	ND		ug/kg	75	12.
Trichloroethene	ND		ug/kg	50	15.

Project Name: 198 DOUGLASS ST. **Lab Number:** L1736355

Project Number: 0715.0028Y000 **Report Date:** 10/19/17

Method Blank Analysis
Batch Quality Control

Analytical Method: 1,8260C
Analytical Date: 10/12/17 20:17
Analyst: KD

Parameter	Result	Qualifier	Units	RL	MDL
Volatile Organics by 8260/5035 - Westborough Lab for sample(s): 03 Batch: WG1051980-5					
1,2-Dichlorobenzene	ND		ug/kg	250	9.1
1,3-Dichlorobenzene	ND		ug/kg	250	11.
1,4-Dichlorobenzene	ND		ug/kg	250	9.1
Methyl tert butyl ether	ND		ug/kg	100	7.6
p/m-Xylene	ND		ug/kg	100	18.
o-Xylene	ND		ug/kg	100	17.
Xylenes, Total	ND		ug/kg	100	17.
cis-1,2-Dichloroethene	ND		ug/kg	50	17.
1,2-Dichloroethene, Total	ND		ug/kg	50	12.
Dibromomethane	ND		ug/kg	500	12.
Styrene	ND		ug/kg	100	20.
Dichlorodifluoromethane	ND		ug/kg	500	25.
Acetone	ND		ug/kg	500	110
Carbon disulfide	ND		ug/kg	500	55.
2-Butanone	ND		ug/kg	500	34.
Vinyl acetate	ND		ug/kg	500	7.6
4-Methyl-2-pentanone	ND		ug/kg	500	12.
1,2,3-Trichloropropane	ND		ug/kg	500	8.8
2-Hexanone	ND		ug/kg	500	33.
Bromochloromethane	ND		ug/kg	250	18.
2,2-Dichloropropane	ND		ug/kg	250	22.
1,2-Dibromoethane	ND		ug/kg	200	10.
1,3-Dichloropropane	ND		ug/kg	250	9.2
1,1,1,2-Tetrachloroethane	ND		ug/kg	50	16.
Bromobenzene	ND		ug/kg	250	11.
n-Butylbenzene	ND		ug/kg	50	11.
sec-Butylbenzene	ND		ug/kg	50	11.
tert-Butylbenzene	ND		ug/kg	250	12.
o-Chlorotoluene	ND		ug/kg	250	11.

Project Name: 198 DOUGLASS ST. **Lab Number:** L1736355

Project Number: 0715.0028Y000 **Report Date:** 10/19/17

Method Blank Analysis
Batch Quality Control

Analytical Method: 1,8260C
Analytical Date: 10/12/17 20:17
Analyst: KD

Parameter	Result	Qualifier	Units	RL	MDL
Volatile Organics by 8260/5035 - Westborough Lab for sample(s): 03 Batch: WG1051980-5					
p-Chlorotoluene	ND		ug/kg	250	9.2
1,2-Dibromo-3-chloropropane	ND		ug/kg	250	20.
Hexachlorobutadiene	ND		ug/kg	250	17.
Isopropylbenzene	ND		ug/kg	50	9.7
p-Isopropyltoluene	ND		ug/kg	50	10.
Naphthalene	ND		ug/kg	250	6.9
Acrylonitrile	ND		ug/kg	500	26.
n-Propylbenzene	ND		ug/kg	50	11.
1,2,3-Trichlorobenzene	ND		ug/kg	250	12.
1,2,4-Trichlorobenzene	ND		ug/kg	250	11.
1,3,5-Trimethylbenzene	ND		ug/kg	250	8.0
1,2,4-Trimethylbenzene	ND		ug/kg	250	9.3
1,4-Dioxane	ND		ug/kg	2000	720
p-Diethylbenzene	ND		ug/kg	200	200
p-Ethyltoluene	ND		ug/kg	200	12.
1,2,4,5-Tetramethylbenzene	ND		ug/kg	200	7.8
Ethyl ether	ND		ug/kg	250	13.
trans-1,4-Dichloro-2-butene	ND		ug/kg	250	20.

Surrogate	%Recovery	Qualifier	Acceptance Criteria
1,2-Dichloroethane-d4	111		70-130
Toluene-d8	104		70-130
4-Bromofluorobenzene	99		70-130
Dibromofluoromethane	103		70-130

Lab Control Sample Analysis
Batch Quality Control

Project Name: 198 DOUGLASS ST.
Project Number: 0715.0028Y000

Lab Number: L1736355
Report Date: 10/19/17

Parameter	LCS %Recovery	Qual	LCSD %Recovery	Qual	%Recovery Limits	RPD	Qual	RPD Limits
Volatile Organics by 8260/5035 - Westborough Lab Associated sample(s): 01-02,04-05 Batch: WG1051685-3 WG1051685-4								
Methylene chloride	107		109		70-130	2		30
1,1-Dichloroethane	111		112		70-130	1		30
Chloroform	104		105		70-130	1		30
Carbon tetrachloride	104		103		70-130	1		30
1,2-Dichloropropane	109		111		70-130	2		30
Dibromochloromethane	94		97		70-130	3		30
1,1,2-Trichloroethane	109		107		70-130	2		30
Tetrachloroethene	96		96		70-130	0		30
Chlorobenzene	99		102		70-130	3		30
Trichlorofluoromethane	108		106		70-139	2		30
1,2-Dichloroethane	104		106		70-130	2		30
1,1,1-Trichloroethane	108		107		70-130	1		30
Bromodichloromethane	103		106		70-130	3		30
trans-1,3-Dichloropropene	104		107		70-130	3		30
cis-1,3-Dichloropropene	105		106		70-130	1		30
1,1-Dichloropropene	115		114		70-130	1		30
Bromoform	90		92		70-130	2		30
1,1,2,2-Tetrachloroethane	108		109		70-130	1		30
Benzene	105		105		70-130	0		30
Toluene	102		103		70-130	1		30
Ethylbenzene	103		106		70-130	3		30
Chloromethane	114		117		52-130	3		30
Bromomethane	133		137		57-147	3		30

Lab Control Sample Analysis
Batch Quality Control

Project Name: 198 DOUGLASS ST.
Project Number: 0715.0028Y000

Lab Number: L1736355
Report Date: 10/19/17

Parameter	LCS %Recovery	Qual	LCSD %Recovery	Qual	%Recovery Limits	RPD	Qual	RPD Limits
Volatile Organics by 8260/5035 - Westborough Lab Associated sample(s): 01-02,04-05 Batch: WG1051685-3 WG1051685-4								
Vinyl chloride	127		**131**	Q	67-130	3		30
Chloroethane	134		134		50-151	0		30
1,1-Dichloroethene	105		105		65-135	0		30
trans-1,2-Dichloroethene	102		104		70-130	2		30
Trichloroethene	107		106		70-130	1		30
1,2-Dichlorobenzene	94		95		70-130	1		30
1,3-Dichlorobenzene	97		97		70-130	0		30
1,4-Dichlorobenzene	97		97		70-130	0		30
Methyl tert butyl ether	100		103		66-130	3		30
p/m-Xylene	102		103		70-130	1		30
o-Xylene	100		100		70-130	0		30
cis-1,2-Dichloroethene	102		103		70-130	1		30
Dibromomethane	106		106		70-130	0		30
Styrene	100		101		70-130	1		30
Dichlorodifluoromethane	117		121		30-146	3		30
Acetone	106		101		54-140	5		30
Carbon disulfide	111		113		59-130	2		30
2-Butanone	104		106		70-130	2		30
Vinyl acetate	108		109		70-130	1		30
4-Methyl-2-pentanone	110		112		70-130	2		30
1,2,3-Trichloropropane	108		110		68-130	2		30
2-Hexanone	101		105		70-130	4		30
Bromochloromethane	96		98		70-130	2		30

Lab Control Sample Analysis
Batch Quality Control

Project Name: 198 DOUGLASS ST.
Project Number: 0715.0028Y000

Lab Number: L1736355
Report Date: 10/19/17

Parameter	LCS %Recovery	Qual	LCSD %Recovery	Qual	%Recovery Limits	RPD	Qual	RPD Limits
Volatile Organics by 8260/5035 - Westborough Lab Associated sample(s): 01-02,04-05 Batch: WG1051685-3 WG1051685-4								
2,2-Dichloropropane	111		109		70-130	2		30
1,2-Dibromoethane	99		102		70-130	3		30
1,3-Dichloropropane	105		108		69-130	3		30
1,1,1,2-Tetrachloroethane	96		98		70-130	2		30
Bromobenzene	94		95		70-130	1		30
n-Butylbenzene	116		115		70-130	1		30
sec-Butylbenzene	109		109		70-130	0		30
tert-Butylbenzene	103		102		70-130	1		30
o-Chlorotoluene	105		105		70-130	0		30
p-Chlorotoluene	103		104		70-130	1		30
1,2-Dibromo-3-chloropropane	94		96		68-130	2		30
Hexachlorobutadiene	98		95		67-130	3		30
Isopropylbenzene	104		104		70-130	0		30
p-Isopropyltoluene	102		102		70-130	0		30
Naphthalene	95		96		70-130	1		30
Acrylonitrile	110		115		70-130	4		30
n-Propylbenzene	108		108		70-130	0		30
1,2,3-Trichlorobenzene	94		95		70-130	1		30
1,2,4-Trichlorobenzene	93		94		70-130	1		30
1,3,5-Trimethylbenzene	103		103		70-130	0		30
1,2,4-Trimethylbenzene	102		102		70-130	0		30
1,4-Dioxane	98		104		65-136	6		30
p-Diethylbenzene	104		105		70-130	1		30

Lab Control Sample Analysis

Batch Quality Control

Project Name: 198 DOUGLASS ST.

Project Number: 0715.0028Y000

Lab Number: L1736355

Report Date: 10/19/17

Parameter	LCS %Recovery	Qual	LCSD %Recovery	Qual	%Recovery Limits	RPD	Qual	RPD Limits
Volatile Organics by 8260/5035 - Westborough Lab Associated sample(s): 01-02,04-05 Batch: WG1051685-3 WG1051685-4								
p-Ethyltoluene	103		104		70-130	1		30
1,2,4,5-Tetramethylbenzene	100		101		70-130	1		30
Ethyl ether	98		102		67-130	4		30
trans-1,4-Dichloro-2-butene	112		116		70-130	4		30

Surrogate	LCS %Recovery	Qual	LCSD %Recovery	Qual	Acceptance Criteria
1,2-Dichloroethane-d4	106		104		70-130
Toluene-d8	102		102		70-130
4-Bromofluorobenzene	103		100		70-130
Dibromofluoromethane	99		98		70-130

Lab Control Sample Analysis
Batch Quality Control

Project Name: 198 DOUGLASS ST.
Project Number: 0715.0028Y000

Lab Number: L1736355
Report Date: 10/19/17

Parameter	LCS %Recovery	Qual	LCSD %Recovery	Qual	%Recovery Limits	RPD	Qual	RPD Limits
Volatile Organics by 8260/5035 - Westborough Lab Associated sample(s): 03 Batch: WG1051980-3 WG1051980-4								
Methylene chloride	98		102		70-130	4		30
1,1-Dichloroethane	101		104		70-130	3		30
Chloroform	103		108		70-130	5		30
Carbon tetrachloride	99		104		70-130	5		30
1,2-Dichloropropane	97		100		70-130	3		30
Dibromochloromethane	98		101		70-130	3		30
1,1,2-Trichloroethane	107		110		70-130	3		30
Tetrachloroethene	90		93		70-130	3		30
Chlorobenzene	99		102		70-130	3		30
Trichlorofluoromethane	126		128		70-139	2		30
1,2-Dichloroethane	104		107		70-130	3		30
1,1,1-Trichloroethane	105		109		70-130	4		30
Bromodichloromethane	96		101		70-130	5		30
trans-1,3-Dichloropropene	96		99		70-130	3		30
cis-1,3-Dichloropropene	95		98		70-130	3		30
1,1-Dichloropropene	94		96		70-130	2		30
Bromoform	94		94		70-130	0		30
1,1,2,2-Tetrachloroethane	110		111		70-130	1		30
Benzene	96		99		70-130	3		30
Toluene	95		99		70-130	4		30
Ethylbenzene	94		98		70-130	4		30
Chloromethane	89		90		52-130	1		30
Bromomethane	95		101		57-147	6		30

Lab Control Sample Analysis
Batch Quality Control

Project Name: 198 DOUGLASS ST.
Project Number: 0715.0028Y000

Lab Number: L1736355
Report Date: 10/19/17

Parameter	LCS %Recovery	Qual	LCSD %Recovery	Qual	%Recovery Limits	RPD	Qual	RPD Limits
Volatile Organics by 8260/5035 - Westborough Lab Associated sample(s): 03 Batch: WG1051980-3 WG1051980-4								
Vinyl chloride	97		99		67-130	2		30
Chloroethane	114		115		50-151	1		30
1,1-Dichloroethene	94		99		65-135	5		30
trans-1,2-Dichloroethene	95		97		70-130	2		30
Trichloroethene	98		102		70-130	4		30
1,2-Dichlorobenzene	95		97		70-130	2		30
1,3-Dichlorobenzene	93		96		70-130	3		30
1,4-Dichlorobenzene	94		95		70-130	1		30
Methyl tert butyl ether	103		104		66-130	1		30
p/m-Xylene	96		98		70-130	2		30
o-Xylene	95		100		70-130	5		30
cis-1,2-Dichloroethene	97		100		70-130	3		30
Dibromomethane	101		107		70-130	6		30
Styrene	96		100		70-130	4		30
Dichlorodifluoromethane	90		92		30-146	2		30
Acetone	92		90		54-140	2		30
Carbon disulfide	87		90		59-130	3		30
2-Butanone	86		82		70-130	5		30
Vinyl acetate	85		88		70-130	3		30
4-Methyl-2-pentanone	81		79		70-130	3		30
1,2,3-Trichloropropane	111		109		68-130	2		30
2-Hexanone	**61**	Q	**61**	Q	70-130	0		30
Bromochloromethane	109		109		70-130	0		30

Lab Control Sample Analysis
Batch Quality Control

Project Name: 198 DOUGLASS ST.
Project Number: 0715.0028Y000

Lab Number: L1736355
Report Date: 10/19/17

Parameter	LCS %Recovery	Qual	LCSD %Recovery	Qual	%Recovery Limits	RPD	Qual	RPD Limits
Volatile Organics by 8260/5035 - Westborough Lab Associated sample(s): 03 Batch: WG1051980-3 WG1051980-4								
2,2-Dichloropropane	105		108		70-130	3		30
1,2-Dibromoethane	103		107		70-130	4		30
1,3-Dichloropropane	104		106		69-130	2		30
1,1,1,2-Tetrachloroethane	112		116		70-130	4		30
Bromobenzene	91		95		70-130	4		30
n-Butylbenzene	97		98		70-130	1		30
sec-Butylbenzene	95		99		70-130	4		30
tert-Butylbenzene	93		96		70-130	3		30
o-Chlorotoluene	96		99		70-130	3		30
p-Chlorotoluene	97		100		70-130	3		30
1,2-Dibromo-3-chloropropane	89		89		68-130	0		30
Hexachlorobutadiene	86		88		67-130	2		30
Isopropylbenzene	92		94		70-130	2		30
p-Isopropyltoluene	94		97		70-130	3		30
Naphthalene	90		90		70-130	0		30
Acrylonitrile	91		92		70-130	1		30
n-Propylbenzene	96		98		70-130	2		30
1,2,3-Trichlorobenzene	90		94		70-130	4		30
1,2,4-Trichlorobenzene	84		87		70-130	4		30
1,3,5-Trimethylbenzene	99		101		70-130	2		30
1,2,4-Trimethylbenzene	98		99		70-130	1		30
1,4-Dioxane	90		88		65-136	2		30
p-Diethylbenzene	92		96		70-130	4		30

Lab Control Sample Analysis
Batch Quality Control

Project Name: 198 DOUGLASS ST.
Project Number: 0715.0028Y000

Lab Number: L1736355
Report Date: 10/19/17

Parameter	LCS %Recovery	Qual	LCSD %Recovery	Qual	%Recovery Limits	RPD	Qual	RPD Limits
Volatile Organics by 8260/5035 - Westborough Lab Associated sample(s): 03 Batch: WG1051980-3 WG1051980-4								
p-Ethyltoluene	97		100		70-130	3		30
1,2,4,5-Tetramethylbenzene	91		94		70-130	3		30
Ethyl ether	108		124		67-130	14		30
trans-1,4-Dichloro-2-butene	97		93		70-130	4		30

Surrogate	LCS %Recovery	Qual	LCSD %Recovery	Qual	Acceptance Criteria
1,2-Dichloroethane-d4	110		108		70-130
Toluene-d8	104		104		70-130
4-Bromofluorobenzene	99		98		70-130
Dibromofluoromethane	110		109		70-130

SEMIVOLATILES

Project Name: 198 DOUGLASS ST.
Project Number: 0715.0028Y000

Lab Number: L1736355
Report Date: 10/19/17

SAMPLE RESULTS

Lab ID: L1736355-01
Client ID: SB-1 (7.5-9)
Sample Location: 198 DOUGLASS

Matrix: Soil
Analytical Method: 1,8270D
Analytical Date: 10/13/17 09:27
Analyst: CB
Percent Solids: 68%

Date Collected: 10/09/17 15:40
Date Received: 10/09/17
Field Prep: Not Specified
Extraction Method: EPA 3546
Extraction Date: 10/12/17 11:07

Parameter	Result	Qualifier	Units	RL	MDL	Dilution Factor
Semivolatile Organics by GC/MS - Westborough Lab						
Acenaphthene	5900		ug/kg	190	25.	1
1,2,4-Trichlorobenzene	ND		ug/kg	240	28.	1
Hexachlorobenzene	ND		ug/kg	140	27.	1
Bis(2-chloroethyl)ether	ND		ug/kg	220	33.	1
2-Chloronaphthalene	ND		ug/kg	240	24.	1
1,2-Dichlorobenzene	ND		ug/kg	240	43.	1
1,3-Dichlorobenzene	ND		ug/kg	240	42.	1
1,4-Dichlorobenzene	ND		ug/kg	240	42.	1
3,3'-Dichlorobenzidine	ND		ug/kg	240	64.	1
2,4-Dinitrotoluene	ND		ug/kg	240	48.	1
2,6-Dinitrotoluene	ND		ug/kg	240	41.	1
Fluoranthene	35000	E	ug/kg	140	28.	1
4-Chlorophenyl phenyl ether	ND		ug/kg	240	26.	1
4-Bromophenyl phenyl ether	ND		ug/kg	240	37.	1
Bis(2-chloroisopropyl)ether	ND		ug/kg	290	41.	1
Bis(2-chloroethoxy)methane	ND		ug/kg	260	24.	1
Hexachlorobutadiene	ND		ug/kg	240	35.	1
Hexachlorocyclopentadiene	ND		ug/kg	690	220	1
Hexachloroethane	ND		ug/kg	190	39.	1
Isophorone	ND		ug/kg	220	31.	1
Naphthalene	4900		ug/kg	240	29.	1
Nitrobenzene	ND		ug/kg	220	36.	1
NDPA/DPA	ND		ug/kg	190	27.	1
n-Nitrosodi-n-propylamine	ND		ug/kg	240	37.	1
Bis(2-ethylhexyl)phthalate	ND		ug/kg	240	84.	1
Butyl benzyl phthalate	ND		ug/kg	240	61.	1
Di-n-butylphthalate	ND		ug/kg	240	46.	1
Di-n-octylphthalate	ND		ug/kg	240	82.	1
Diethyl phthalate	ND		ug/kg	240	22.	1
Dimethyl phthalate	ND		ug/kg	240	51.	1

Project Name: 198 DOUGLASS ST. **Lab Number:** L1736355

Project Number: 0715.0028Y000 **Report Date:** 10/19/17

SAMPLE RESULTS

Lab ID: L1736355-01 Date Collected: 10/09/17 15:40

Client ID: SB-1 (7.5-9) Date Received: 10/09/17

Sample Location: 198 DOUGLASS Field Prep: Not Specified

Parameter	Result	Qualifier	Units	RL	MDL	Dilution Factor
Semivolatile Organics by GC/MS - Westborough Lab						
Benzo(a)anthracene	18000	E	ug/kg	140	27.	1
Benzo(a)pyrene	15000	E	ug/kg	190	59.	1
Benzo(b)fluoranthene	18000	E	ug/kg	140	41.	1
Benzo(k)fluoranthene	5600		ug/kg	140	39.	1
Chrysene	16000	E	ug/kg	140	25.	1
Acenaphthylene	1200		ug/kg	190	37.	1
Anthracene	12000	E	ug/kg	140	47.	1
Benzo(ghi)perylene	5900		ug/kg	190	28.	1
Fluorene	7200		ug/kg	240	23.	1
Phenanthrene	35000	E	ug/kg	140	29.	1
Dibenzo(a,h)anthracene	1900		ug/kg	140	28.	1
Indeno(1,2,3-cd)pyrene	7200		ug/kg	190	34.	1
Pyrene	29000	E	ug/kg	140	24.	1
Biphenyl	410	J	ug/kg	550	56.	1
4-Chloroaniline	ND		ug/kg	240	44.	1
2-Nitroaniline	ND		ug/kg	240	46.	1
3-Nitroaniline	ND		ug/kg	240	46.	1
4-Nitroaniline	ND		ug/kg	240	100	1
Dibenzofuran	4100		ug/kg	240	23.	1
2-Methylnaphthalene	2500		ug/kg	290	29.	1
1,2,4,5-Tetrachlorobenzene	ND		ug/kg	240	25.	1
Acetophenone	ND		ug/kg	240	30.	1
2,4,6-Trichlorophenol	ND		ug/kg	140	46.	1
p-Chloro-m-cresol	ND		ug/kg	240	36.	1
2-Chlorophenol	ND		ug/kg	240	28.	1
2,4-Dichlorophenol	ND		ug/kg	220	39.	1
2,4-Dimethylphenol	210	J	ug/kg	240	80.	1
2-Nitrophenol	ND		ug/kg	520	91.	1
4-Nitrophenol	ND		ug/kg	340	98.	1
2,4-Dinitrophenol	ND		ug/kg	1200	110	1
4,6-Dinitro-o-cresol	ND		ug/kg	630	120	1
Pentachlorophenol	ND		ug/kg	190	53.	1
Phenol	600		ug/kg	240	36.	1
2-Methylphenol	230	J	ug/kg	240	37.	1
3-Methylphenol/4-Methylphenol	1200		ug/kg	350	38.	1
2,4,5-Trichlorophenol	ND		ug/kg	240	46.	1
Benzoic Acid	ND		ug/kg	780	240	1
Benzyl Alcohol	ND		ug/kg	240	74.	1
Carbazole	3600		ug/kg	240	23.	1

Project Name: 198 DOUGLASS ST.
Lab Number: L1736355
Project Number: 0715.0028Y000
Report Date: 10/19/17

SAMPLE RESULTS

Lab ID: L1736355-01
Client ID: SB-1 (7.5-9)
Sample Location: 198 DOUGLASS

Date Collected: 10/09/17 15:40
Date Received: 10/09/17
Field Prep: Not Specified

Parameter	Result	Qualifier	Units	RL	MDL	Dilution Factor

Semivolatile Organics by GC/MS - Westborough Lab

Surrogate	% Recovery	Qualifier	Acceptance Criteria
2-Fluorophenol	73		25-120
Phenol-d6	77		10-120
Nitrobenzene-d5	104		23-120
2-Fluorobiphenyl	78		30-120
2,4,6-Tribromophenol	76		10-136
4-Terphenyl-d14	67		18-120

Project Name: 198 DOUGLASS ST.
Project Number: 0715.0028Y000

Lab Number: L1736355
Report Date: 10/19/17

SAMPLE RESULTS

Lab ID: L1736355-01 D
Client ID: SB-1 (7.5-9)
Sample Location: 198 DOUGLASS

Matrix: Soil
Analytical Method: 1,8270D
Analytical Date: 10/13/17 14:30
Analyst: CB
Percent Solids: 68%

Date Collected: 10/09/17 15:40
Date Received: 10/09/17
Field Prep: Not Specified
Extraction Method: EPA 3546
Extraction Date: 10/12/17 11:07

Parameter	Result	Qualifier	Units	RL	MDL	Dilution Factor
Semivolatile Organics by GC/MS - Westborough Lab						
Fluoranthene	32000		ug/kg	1400	280	10
Benzo(a)anthracene	15000		ug/kg	1400	270	10
Benzo(a)pyrene	12000		ug/kg	1900	590	10
Benzo(b)fluoranthene	14000		ug/kg	1400	410	10
Chrysene	13000		ug/kg	1400	250	10
Anthracene	11000		ug/kg	1400	470	10
Phenanthrene	33000		ug/kg	1400	290	10
Pyrene	26000		ug/kg	1400	240	10

Project Name: 198 DOUGLASS ST.
Project Number: 0715.0028Y000

Lab Number: L1736355
Report Date: 10/19/17

SAMPLE RESULTS

Lab ID: L1736355-02
Client ID: SB-1 (18-20)
Sample Location: 198 DOUGLASS

Matrix: Soil
Analytical Method: 1,8270D
Analytical Date: 10/13/17 07:46
Analyst: CB
Percent Solids: 24%

Date Collected: 10/09/17 15:45
Date Received: 10/09/17
Field Prep: Not Specified
Extraction Method: EPA 3546
Extraction Date: 10/12/17 11:07

Parameter	Result	Qualifier	Units	RL	MDL	Dilution Factor
Semivolatile Organics by GC/MS - Westborough Lab						
Acenaphthene	ND		ug/kg	560	73.	1
1,2,4-Trichlorobenzene	ND		ug/kg	710	81.	1
Hexachlorobenzene	ND		ug/kg	420	79.	1
Bis(2-chloroethyl)ether	ND		ug/kg	640	96.	1
2-Chloronaphthalene	ND		ug/kg	710	70.	1
1,2-Dichlorobenzene	ND		ug/kg	710	130	1
1,3-Dichlorobenzene	ND		ug/kg	710	120	1
1,4-Dichlorobenzene	ND		ug/kg	710	120	1
3,3'-Dichlorobenzidine	ND		ug/kg	710	190	1
2,4-Dinitrotoluene	ND		ug/kg	710	140	1
2,6-Dinitrotoluene	ND		ug/kg	710	120	1
Fluoranthene	240	J	ug/kg	420	81.	1
4-Chlorophenyl phenyl ether	ND		ug/kg	710	76.	1
4-Bromophenyl phenyl ether	ND		ug/kg	710	110	1
Bis(2-chloroisopropyl)ether	ND		ug/kg	850	120	1
Bis(2-chloroethoxy)methane	ND		ug/kg	760	71.	1
Hexachlorobutadiene	ND		ug/kg	710	100	1
Hexachlorocyclopentadiene	ND		ug/kg	2000	640	1
Hexachloroethane	ND		ug/kg	560	110	1
Isophorone	ND		ug/kg	640	92.	1
Naphthalene	120	J	ug/kg	710	86.	1
Nitrobenzene	ND		ug/kg	640	100	1
NDPA/DPA	ND		ug/kg	560	80.	1
n-Nitrosodi-n-propylamine	ND		ug/kg	710	110	1
Bis(2-ethylhexyl)phthalate	ND		ug/kg	710	240	1
Butyl benzyl phthalate	ND		ug/kg	710	180	1
Di-n-butylphthalate	ND		ug/kg	710	130	1
Di-n-octylphthalate	ND		ug/kg	710	240	1
Diethyl phthalate	ND		ug/kg	710	65.	1
Dimethyl phthalate	ND		ug/kg	710	150	1

Project Name: 198 DOUGLASS ST. **Lab Number:** L1736355

Project Number: 0715.0028Y000 **Report Date:** 10/19/17

SAMPLE RESULTS

Lab ID: L1736355-02 Date Collected: 10/09/17 15:45

Client ID: SB-1 (18-20) Date Received: 10/09/17

Sample Location: 198 DOUGLASS Field Prep: Not Specified

Parameter	Result	Qualifier	Units	RL	MDL	Dilution Factor
Semivolatile Organics by GC/MS - Westborough Lab						
Benzo(a)anthracene	99	J	ug/kg	420	80.	1
Benzo(a)pyrene	ND		ug/kg	560	170	1
Benzo(b)fluoranthene	ND		ug/kg	420	120	1
Benzo(k)fluoranthene	ND		ug/kg	420	110	1
Chrysene	92	J	ug/kg	420	73.	1
Acenaphthylene	ND		ug/kg	560	110	1
Anthracene	ND		ug/kg	420	140	1
Benzo(ghi)perylene	ND		ug/kg	560	83.	1
Fluorene	ND		ug/kg	710	69.	1
Phenanthrene	280	J	ug/kg	420	86.	1
Dibenzo(a,h)anthracene	ND		ug/kg	420	82.	1
Indeno(1,2,3-cd)pyrene	ND		ug/kg	560	98.	1
Pyrene	180	J	ug/kg	420	70.	1
Biphenyl	ND		ug/kg	1600	160	1
4-Chloroaniline	ND		ug/kg	710	130	1
2-Nitroaniline	ND		ug/kg	710	140	1
3-Nitroaniline	ND		ug/kg	710	130	1
4-Nitroaniline	ND		ug/kg	710	290	1
Dibenzofuran	ND		ug/kg	710	67.	1
2-Methylnaphthalene	ND		ug/kg	850	85.	1
1,2,4,5-Tetrachlorobenzene	ND		ug/kg	710	74.	1
Acetophenone	ND		ug/kg	710	87.	1
2,4,6-Trichlorophenol	ND		ug/kg	420	130	1
p-Chloro-m-cresol	ND		ug/kg	710	100	1
2-Chlorophenol	ND		ug/kg	710	84.	1
2,4-Dichlorophenol	ND		ug/kg	640	110	1
2,4-Dimethylphenol	ND		ug/kg	710	230	1
2-Nitrophenol	ND		ug/kg	1500	260	1
4-Nitrophenol	ND		ug/kg	990	290	1
2,4-Dinitrophenol	ND		ug/kg	3400	330	1
4,6-Dinitro-o-cresol	ND		ug/kg	1800	340	1
Pentachlorophenol	ND		ug/kg	560	160	1
Phenol	ND		ug/kg	710	110	1
2-Methylphenol	ND		ug/kg	710	110	1
3-Methylphenol/4-Methylphenol	ND		ug/kg	1000	110	1
2,4,5-Trichlorophenol	ND		ug/kg	710	140	1
Benzoic Acid	ND		ug/kg	2300	720	1
Benzyl Alcohol	ND		ug/kg	710	220	1
Carbazole	ND		ug/kg	710	69.	1

Project Name: 198 DOUGLASS ST.
Lab Number: L1736355
Project Number: 0715.0028Y000
Report Date: 10/19/17

SAMPLE RESULTS

Lab ID: L1736355-02
Client ID: SB-1 (18-20)
Sample Location: 198 DOUGLASS

Date Collected: 10/09/17 15:45
Date Received: 10/09/17
Field Prep: Not Specified

Parameter	Result	Qualifier	Units	RL	MDL	Dilution Factor

Semivolatile Organics by GC/MS - Westborough Lab

Surrogate	% Recovery	Qualifier	Acceptance Criteria
2-Fluorophenol	44		25-120
Phenol-d6	45		10-120
Nitrobenzene-d5	65		23-120
2-Fluorobiphenyl	53		30-120
2,4,6-Tribromophenol	46		10-136
4-Terphenyl-d14	45		18-120

Project Name: 198 DOUGLASS ST.
Project Number: 0715.0028Y000

Lab Number: L1736355
Report Date: 10/19/17

SAMPLE RESULTS

Lab ID: L1736355-03
Client ID: SB-2 (6-7.5)
Sample Location: 198 DOUGLASS

Matrix: Soil
Analytical Method: 1,8270D
Analytical Date: 10/13/17 09:02
Analyst: CB
Percent Solids: 79%

Date Collected: 10/09/17 16:45
Date Received: 10/09/17
Field Prep: Not Specified
Extraction Method: EPA 3546
Extraction Date: 10/12/17 11:07

Parameter	Result	Qualifier	Units	RL	MDL	Dilution Factor
Semivolatile Organics by GC/MS - Westborough Lab						
Acenaphthene	190		ug/kg	170	22.	1
1,2,4-Trichlorobenzene	ND		ug/kg	210	24.	1
Hexachlorobenzene	ND		ug/kg	120	23.	1
Bis(2-chloroethyl)ether	ND		ug/kg	190	28.	1
2-Chloronaphthalene	ND		ug/kg	210	21.	1
1,2-Dichlorobenzene	ND		ug/kg	210	38.	1
1,3-Dichlorobenzene	ND		ug/kg	210	36.	1
1,4-Dichlorobenzene	ND		ug/kg	210	36.	1
3,3'-Dichlorobenzidine	ND		ug/kg	210	56.	1
2,4-Dinitrotoluene	ND		ug/kg	210	42.	1
2,6-Dinitrotoluene	ND		ug/kg	210	36.	1
Fluoranthene	2700		ug/kg	120	24.	1
4-Chlorophenyl phenyl ether	ND		ug/kg	210	22.	1
4-Bromophenyl phenyl ether	ND		ug/kg	210	32.	1
Bis(2-chloroisopropyl)ether	ND		ug/kg	250	36.	1
Bis(2-chloroethoxy)methane	ND		ug/kg	220	21.	1
Hexachlorobutadiene	ND		ug/kg	210	31.	1
Hexachlorocyclopentadiene	ND		ug/kg	600	190	1
Hexachloroethane	ND		ug/kg	170	34.	1
Isophorone	ND		ug/kg	190	27.	1
Naphthalene	720		ug/kg	210	25.	1
Nitrobenzene	ND		ug/kg	190	31.	1
NDPA/DPA	ND		ug/kg	170	24.	1
n-Nitrosodi-n-propylamine	ND		ug/kg	210	32.	1
Bis(2-ethylhexyl)phthalate	13000	E	ug/kg	210	72.	1
Butyl benzyl phthalate	ND		ug/kg	210	53.	1
Di-n-butylphthalate	ND		ug/kg	210	40.	1
Di-n-octylphthalate	ND		ug/kg	210	71.	1
Diethyl phthalate	ND		ug/kg	210	19.	1
Dimethyl phthalate	ND		ug/kg	210	44.	1

Project Name: 198 DOUGLASS ST. **Lab Number:** L1736355

Project Number: 0715.0028Y000 **Report Date:** 10/19/17

SAMPLE RESULTS

Lab ID: L1736355-03 Date Collected: 10/09/17 16:45

Client ID: SB-2 (6-7.5) Date Received: 10/09/17

Sample Location: 198 DOUGLASS Field Prep: Not Specified

Parameter	Result	Qualifier	Units	RL	MDL	Dilution Factor
Semivolatile Organics by GC/MS - Westborough Lab						
Benzo(a)anthracene	1300		ug/kg	120	24.	1
Benzo(a)pyrene	1200		ug/kg	170	51.	1
Benzo(b)fluoranthene	1500		ug/kg	120	35.	1
Benzo(k)fluoranthene	510		ug/kg	120	33.	1
Chrysene	1300		ug/kg	120	22.	1
Acenaphthylene	160	J	ug/kg	170	32.	1
Anthracene	520		ug/kg	120	41.	1
Benzo(ghi)perylene	660		ug/kg	170	25.	1
Fluorene	220		ug/kg	210	20.	1
Phenanthrene	1600		ug/kg	120	25.	1
Dibenzo(a,h)anthracene	160		ug/kg	120	24.	1
Indeno(1,2,3-cd)pyrene	700		ug/kg	170	29.	1
Pyrene	2400		ug/kg	120	21.	1
Biphenyl	69	J	ug/kg	480	48.	1
4-Chloroaniline	ND		ug/kg	210	38.	1
2-Nitroaniline	ND		ug/kg	210	40.	1
3-Nitroaniline	ND		ug/kg	210	39.	1
4-Nitroaniline	ND		ug/kg	210	87.	1
Dibenzofuran	220		ug/kg	210	20.	1
2-Methylnaphthalene	460		ug/kg	250	25.	1
1,2,4,5-Tetrachlorobenzene	ND		ug/kg	210	22.	1
Acetophenone	ND		ug/kg	210	26.	1
2,4,6-Trichlorophenol	ND		ug/kg	120	40.	1
p-Chloro-m-cresol	ND		ug/kg	210	31.	1
2-Chlorophenol	ND		ug/kg	210	25.	1
2,4-Dichlorophenol	ND		ug/kg	190	34.	1
2,4-Dimethylphenol	ND		ug/kg	210	69.	1
2-Nitrophenol	ND		ug/kg	450	79.	1
4-Nitrophenol	ND		ug/kg	290	85.	1
2,4-Dinitrophenol	ND		ug/kg	1000	98.	1
4,6-Dinitro-o-cresol	ND		ug/kg	540	100	1
Pentachlorophenol	ND		ug/kg	170	46.	1
Phenol	200	J	ug/kg	210	32.	1
2-Methylphenol	ND		ug/kg	210	32.	1
3-Methylphenol/4-Methylphenol	830		ug/kg	300	33.	1
2,4,5-Trichlorophenol	ND		ug/kg	210	40.	1
Benzoic Acid	ND		ug/kg	680	210	1
Benzyl Alcohol	ND		ug/kg	210	64.	1
Carbazole	170	J	ug/kg	210	20.	1

Project Name: 198 DOUGLASS ST.
Lab Number: L1736355
Project Number: 0715.0028Y000
Report Date: 10/19/17

SAMPLE RESULTS

Lab ID: L1736355-03
Client ID: SB-2 (6-7.5)
Sample Location: 198 DOUGLASS

Date Collected: 10/09/17 16:45
Date Received: 10/09/17
Field Prep: Not Specified

Parameter	Result	Qualifier	Units	RL	MDL	Dilution Factor

Semivolatile Organics by GC/MS - Westborough Lab

Surrogate	% Recovery	Qualifier	Acceptance Criteria
2-Fluorophenol	79		25-120
Phenol-d6	84		10-120
Nitrobenzene-d5	44		23-120
2-Fluorobiphenyl	79		30-120
2,4,6-Tribromophenol	73		10-136
4-Terphenyl-d14	68		18-120

Project Name: 198 DOUGLASS ST.
Project Number: 0715.0028Y000

Lab Number: L1736355
Report Date: 10/19/17

SAMPLE RESULTS

Lab ID: L1736355-03 D
Client ID: SB-2 (6-7.5)
Sample Location: 198 DOUGLASS

Matrix: Soil
Analytical Method: 1,8270D
Analytical Date: 10/13/17 14:05
Analyst: CB
Percent Solids: 79%

Date Collected: 10/09/17 16:45
Date Received: 10/09/17
Field Prep: Not Specified
Extraction Method: EPA 3546
Extraction Date: 10/12/17 11:07

Parameter	Result	Qualifier	Units	RL	MDL	Dilution Factor
Semivolatile Organics by GC/MS - Westborough Lab						
Bis(2-ethylhexyl)phthalate	12000		ug/kg	840	290	4

Project Name: 198 DOUGLASS ST.
Project Number: 0715.0028Y000

Lab Number: L1736355
Report Date: 10/19/17

SAMPLE RESULTS

Lab ID: L1736355-04
Client ID: SB-2 (18-20)
Sample Location: 198 DOUGLASS

Matrix: Soil
Analytical Method: 1,8270D
Analytical Date: 10/13/17 08:37
Analyst: CB
Percent Solids: 55%

Date Collected: 10/09/17 17:00
Date Received: 10/09/17
Field Prep: Not Specified
Extraction Method: EPA 3546
Extraction Date: 10/12/17 11:07

Parameter	Result	Qualifier	Units	RL	MDL	Dilution Factor
Semivolatile Organics by GC/MS - Westborough Lab						
Acenaphthene	ND		ug/kg	240	31.	1
1,2,4-Trichlorobenzene	ND		ug/kg	300	34.	1
Hexachlorobenzene	ND		ug/kg	180	33.	1
Bis(2-chloroethyl)ether	ND		ug/kg	270	40.	1
2-Chloronaphthalene	ND		ug/kg	300	30.	1
1,2-Dichlorobenzene	ND		ug/kg	300	54.	1
1,3-Dichlorobenzene	ND		ug/kg	300	51.	1
1,4-Dichlorobenzene	ND		ug/kg	300	52.	1
3,3'-Dichlorobenzidine	ND		ug/kg	300	79.	1
2,4-Dinitrotoluene	ND		ug/kg	300	60.	1
2,6-Dinitrotoluene	ND		ug/kg	300	51.	1
Fluoranthene	50	J	ug/kg	180	34.	1
4-Chlorophenyl phenyl ether	ND		ug/kg	300	32.	1
4-Bromophenyl phenyl ether	ND		ug/kg	300	45.	1
Bis(2-chloroisopropyl)ether	ND		ug/kg	360	51.	1
Bis(2-chloroethoxy)methane	ND		ug/kg	320	30.	1
Hexachlorobutadiene	ND		ug/kg	300	44.	1
Hexachlorocyclopentadiene	ND		ug/kg	850	270	1
Hexachloroethane	ND		ug/kg	240	48.	1
Isophorone	ND		ug/kg	270	39.	1
Naphthalene	ND		ug/kg	300	36.	1
Nitrobenzene	ND		ug/kg	270	44.	1
NDPA/DPA	ND		ug/kg	240	34.	1
n-Nitrosodi-n-propylamine	ND		ug/kg	300	46.	1
Bis(2-ethylhexyl)phthalate	ND		ug/kg	300	100	1
Butyl benzyl phthalate	ND		ug/kg	300	75.	1
Di-n-butylphthalate	ND		ug/kg	300	56.	1
Di-n-octylphthalate	ND		ug/kg	300	100	1
Diethyl phthalate	ND		ug/kg	300	28.	1
Dimethyl phthalate	ND		ug/kg	300	62.	1

Project Name: 198 DOUGLASS ST. **Lab Number:** L1736355

Project Number: 0715.0028Y000 **Report Date:** 10/19/17

SAMPLE RESULTS

Lab ID: L1736355-04 Date Collected: 10/09/17 17:00

Client ID: SB-2 (18-20) Date Received: 10/09/17

Sample Location: 198 DOUGLASS Field Prep: Not Specified

Parameter	Result	Qualifier	Units	RL	MDL	Dilution Factor
Semivolatile Organics by GC/MS - Westborough Lab						
Benzo(a)anthracene	ND		ug/kg	180	34.	1
Benzo(a)pyrene	ND		ug/kg	240	73.	1
Benzo(b)fluoranthene	ND		ug/kg	180	50.	1
Benzo(k)fluoranthene	ND		ug/kg	180	48.	1
Chrysene	ND		ug/kg	180	31.	1
Acenaphthylene	ND		ug/kg	240	46.	1
Anthracene	ND		ug/kg	180	58.	1
Benzo(ghi)perylene	ND		ug/kg	240	35.	1
Fluorene	ND		ug/kg	300	29.	1
Phenanthrene	37	J	ug/kg	180	36.	1
Dibenzo(a,h)anthracene	ND		ug/kg	180	34.	1
Indeno(1,2,3-cd)pyrene	ND		ug/kg	240	42.	1
Pyrene	47	J	ug/kg	180	30.	1
Biphenyl	ND		ug/kg	680	69.	1
4-Chloroaniline	ND		ug/kg	300	54.	1
2-Nitroaniline	ND		ug/kg	300	57.	1
3-Nitroaniline	ND		ug/kg	300	56.	1
4-Nitroaniline	ND		ug/kg	300	120	1
Dibenzofuran	ND		ug/kg	300	28.	1
2-Methylnaphthalene	ND		ug/kg	360	36.	1
1,2,4,5-Tetrachlorobenzene	ND		ug/kg	300	31.	1
Acetophenone	ND		ug/kg	300	37.	1
2,4,6-Trichlorophenol	ND		ug/kg	180	56.	1
p-Chloro-m-cresol	ND		ug/kg	300	44.	1
2-Chlorophenol	ND		ug/kg	300	35.	1
2,4-Dichlorophenol	ND		ug/kg	270	48.	1
2,4-Dimethylphenol	ND		ug/kg	300	98.	1
2-Nitrophenol	ND		ug/kg	640	110	1
4-Nitrophenol	ND		ug/kg	420	120	1
2,4-Dinitrophenol	ND		ug/kg	1400	140	1
4,6-Dinitro-o-cresol	ND		ug/kg	770	140	1
Pentachlorophenol	ND		ug/kg	240	66.	1
Phenol	ND		ug/kg	300	45.	1
2-Methylphenol	ND		ug/kg	300	46.	1
3-Methylphenol/4-Methylphenol	ND		ug/kg	430	47.	1
2,4,5-Trichlorophenol	ND		ug/kg	300	57.	1
Benzoic Acid	ND		ug/kg	960	300	1
Benzyl Alcohol	ND		ug/kg	300	91.	1
Carbazole	ND		ug/kg	300	29.	1

Project Name: 198 DOUGLASS ST.
Lab Number: L1736355
Project Number: 0715.0028Y000
Report Date: 10/19/17

SAMPLE RESULTS

Lab ID: L1736355-04
Client ID: SB-2 (18-20)
Sample Location: 198 DOUGLASS

Date Collected: 10/09/17 17:00
Date Received: 10/09/17
Field Prep: Not Specified

Parameter	Result	Qualifier	Units	RL	MDL	Dilution Factor

Semivolatile Organics by GC/MS - Westborough Lab

Surrogate	% Recovery	Qualifier	Acceptance Criteria
2-Fluorophenol	74		25-120
Phenol-d6	75		10-120
Nitrobenzene-d5	97		23-120
2-Fluorobiphenyl	80		30-120
2,4,6-Tribromophenol	72		10-136
4-Terphenyl-d14	68		18-120

Project Name: 198 DOUGLASS ST.
Project Number: 0715.0028Y000

Lab Number: L1736355
Report Date: 10/19/17

SAMPLE RESULTS

Lab ID: L1736355-05
Client ID: SB-3 (18-20)
Sample Location: 198 DOUGLASS

Matrix: Soil
Analytical Method: 1,8270D
Analytical Date: 10/13/17 08:11
Analyst: CB
Percent Solids: 32%

Date Collected: 10/09/17 18:00
Date Received: 10/09/17
Field Prep: Not Specified
Extraction Method: EPA 3546
Extraction Date: 10/12/17 11:07

Parameter	Result	Qualifier	Units	RL	MDL	Dilution Factor
Semivolatile Organics by GC/MS - Westborough Lab						
Acenaphthene	ND		ug/kg	820	110	1
1,2,4-Trichlorobenzene	ND		ug/kg	1000	120	1
Hexachlorobenzene	ND		ug/kg	610	110	1
Bis(2-chloroethyl)ether	ND		ug/kg	920	140	1
2-Chloronaphthalene	ND		ug/kg	1000	100	1
1,2-Dichlorobenzene	ND		ug/kg	1000	180	1
1,3-Dichlorobenzene	ND		ug/kg	1000	180	1
1,4-Dichlorobenzene	ND		ug/kg	1000	180	1
3,3'-Dichlorobenzidine	ND		ug/kg	1000	270	1
2,4-Dinitrotoluene	ND		ug/kg	1000	200	1
2,6-Dinitrotoluene	ND		ug/kg	1000	180	1
Fluoranthene	ND		ug/kg	610	120	1
4-Chlorophenyl phenyl ether	ND		ug/kg	1000	110	1
4-Bromophenyl phenyl ether	ND		ug/kg	1000	160	1
Bis(2-chloroisopropyl)ether	ND		ug/kg	1200	170	1
Bis(2-chloroethoxy)methane	ND		ug/kg	1100	100	1
Hexachlorobutadiene	ND		ug/kg	1000	150	1
Hexachlorocyclopentadiene	ND		ug/kg	2900	930	1
Hexachloroethane	ND		ug/kg	820	160	1
Isophorone	ND		ug/kg	920	130	1
Naphthalene	ND		ug/kg	1000	120	1
Nitrobenzene	ND		ug/kg	920	150	1
NDPA/DPA	ND		ug/kg	820	120	1
n-Nitrosodi-n-propylamine	ND		ug/kg	1000	160	1
Bis(2-ethylhexyl)phthalate	ND		ug/kg	1000	350	1
Butyl benzyl phthalate	ND		ug/kg	1000	260	1
Di-n-butylphthalate	ND		ug/kg	1000	190	1
Di-n-octylphthalate	ND		ug/kg	1000	350	1
Diethyl phthalate	ND		ug/kg	1000	95.	1
Dimethyl phthalate	ND		ug/kg	1000	220	1

Project Name: 198 DOUGLASS ST. **Lab Number:** L1736355

Project Number: 0715.0028Y000 **Report Date:** 10/19/17

SAMPLE RESULTS

Lab ID: L1736355-05 Date Collected: 10/09/17 18:00

Client ID: SB-3 (18-20) Date Received: 10/09/17

Sample Location: 198 DOUGLASS Field Prep: Not Specified

Parameter	Result	Qualifier	Units	RL	MDL	Dilution Factor
Semivolatile Organics by GC/MS - Westborough Lab						
Benzo(a)anthracene	ND		ug/kg	610	120	1
Benzo(a)pyrene	ND		ug/kg	820	250	1
Benzo(b)fluoranthene	ND		ug/kg	610	170	1
Benzo(k)fluoranthene	ND		ug/kg	610	160	1
Chrysene	ND		ug/kg	610	110	1
Acenaphthylene	ND		ug/kg	820	160	1
Anthracene	ND		ug/kg	610	200	1
Benzo(ghi)perylene	ND		ug/kg	820	120	1
Fluorene	ND		ug/kg	1000	100	1
Phenanthrene	ND		ug/kg	610	120	1
Dibenzo(a,h)anthracene	ND		ug/kg	610	120	1
Indeno(1,2,3-cd)pyrene	ND		ug/kg	820	140	1
Pyrene	ND		ug/kg	610	100	1
Biphenyl	ND		ug/kg	2300	240	1
4-Chloroaniline	ND		ug/kg	1000	190	1
2-Nitroaniline	ND		ug/kg	1000	200	1
3-Nitroaniline	ND		ug/kg	1000	190	1
4-Nitroaniline	ND		ug/kg	1000	420	1
Dibenzofuran	ND		ug/kg	1000	97.	1
2-Methylnaphthalene	ND		ug/kg	1200	120	1
1,2,4,5-Tetrachlorobenzene	ND		ug/kg	1000	110	1
Acetophenone	ND		ug/kg	1000	130	1
2,4,6-Trichlorophenol	ND		ug/kg	610	190	1
p-Chloro-m-cresol	ND		ug/kg	1000	150	1
2-Chlorophenol	ND		ug/kg	1000	120	1
2,4-Dichlorophenol	ND		ug/kg	920	160	1
2,4-Dimethylphenol	ND		ug/kg	1000	340	1
2-Nitrophenol	ND		ug/kg	2200	380	1
4-Nitrophenol	ND		ug/kg	1400	420	1
2,4-Dinitrophenol	ND		ug/kg	4900	480	1
4,6-Dinitro-o-cresol	ND		ug/kg	2700	490	1
Pentachlorophenol	ND		ug/kg	820	220	1
Phenol	ND		ug/kg	1000	150	1
2-Methylphenol	ND		ug/kg	1000	160	1
3-Methylphenol/4-Methylphenol	ND		ug/kg	1500	160	1
2,4,5-Trichlorophenol	ND		ug/kg	1000	200	1
Benzoic Acid	ND		ug/kg	3300	1000	1
Benzyl Alcohol	ND		ug/kg	1000	310	1
Carbazole	ND		ug/kg	1000	100	1

Project Name: 198 DOUGLASS ST.
Lab Number: L1736355
Project Number: 0715.0028Y000
Report Date: 10/19/17

SAMPLE RESULTS

Lab ID: L1736355-05
Client ID: SB-3 (18-20)
Sample Location: 198 DOUGLASS

Date Collected: 10/09/17 18:00
Date Received: 10/09/17
Field Prep: Not Specified

Parameter	Result	Qualifier	Units	RL	MDL	Dilution Factor

Semivolatile Organics by GC/MS - Westborough Lab

Surrogate	% Recovery	Qualifier	Acceptance Criteria
2-Fluorophenol	57		25-120
Phenol-d6	58		10-120
Nitrobenzene-d5	78		23-120
2-Fluorobiphenyl	60		30-120
2,4,6-Tribromophenol	54		10-136
4-Terphenyl-d14	50		18-120

Project Name: 198 DOUGLASS ST.
Project Number: 0715.0028Y000

Lab Number: L1736355
Report Date: 10/19/17

Method Blank Analysis
Batch Quality Control

Analytical Method: 1,8270D
Analytical Date: 10/13/17 06:30
Analyst: CB

Extraction Method: EPA 3546
Extraction Date: 10/12/17 11:16

Parameter	Result	Qualifier	Units	RL	MDL
Semivolatile Organics by GC/MS - Westborough Lab for sample(s): 01-05 Batch: WG1051621-1					
Acenaphthene	ND		ug/kg	130	17.
1,2,4-Trichlorobenzene	ND		ug/kg	160	19.
Hexachlorobenzene	ND		ug/kg	99	18.
Bis(2-chloroethyl)ether	ND		ug/kg	150	22.
2-Chloronaphthalene	ND		ug/kg	160	16.
1,2-Dichlorobenzene	ND		ug/kg	160	30.
1,3-Dichlorobenzene	ND		ug/kg	160	28.
1,4-Dichlorobenzene	ND		ug/kg	160	29.
3,3'-Dichlorobenzidine	ND		ug/kg	160	44.
2,4-Dinitrotoluene	ND		ug/kg	160	33.
2,6-Dinitrotoluene	ND		ug/kg	160	28.
Fluoranthene	ND		ug/kg	99	19.
4-Chlorophenyl phenyl ether	ND		ug/kg	160	18.
4-Bromophenyl phenyl ether	ND		ug/kg	160	25.
Bis(2-chloroisopropyl)ether	ND		ug/kg	200	28.
Bis(2-chloroethoxy)methane	ND		ug/kg	180	16.
Hexachlorobutadiene	ND		ug/kg	160	24.
Hexachlorocyclopentadiene	ND		ug/kg	470	150
Hexachloroethane	ND		ug/kg	130	27.
Isophorone	ND		ug/kg	150	21.
Naphthalene	ND		ug/kg	160	20.
Nitrobenzene	ND		ug/kg	150	24.
NDPA/DPA	ND		ug/kg	130	19.
n-Nitrosodi-n-propylamine	ND		ug/kg	160	26.
Bis(2-ethylhexyl)phthalate	ND		ug/kg	160	57.
Butyl benzyl phthalate	ND		ug/kg	160	42.
Di-n-butylphthalate	ND		ug/kg	160	31.
Di-n-octylphthalate	ND		ug/kg	160	56.
Diethyl phthalate	ND		ug/kg	160	15.

Project Name: 198 DOUGLASS ST.
Project Number: 0715.0028Y000

Lab Number: L1736355
Report Date: 10/19/17

Method Blank Analysis
Batch Quality Control

Analytical Method: 1,8270D
Analytical Date: 10/13/17 06:30
Analyst: CB

Extraction Method: EPA 3546
Extraction Date: 10/12/17 11:16

Parameter	Result	Qualifier	Units	RL	MDL
Semivolatile Organics by GC/MS - Westborough Lab for sample(s): 01-05 Batch: WG1051621-1					
Dimethyl phthalate	ND		ug/kg	160	35.
Benzo(a)anthracene	ND		ug/kg	99	19.
Benzo(a)pyrene	ND		ug/kg	130	40.
Benzo(b)fluoranthene	ND		ug/kg	99	28.
Benzo(k)fluoranthene	ND		ug/kg	99	26.
Chrysene	ND		ug/kg	99	17.
Acenaphthylene	ND		ug/kg	130	26.
Anthracene	ND		ug/kg	99	32.
Benzo(ghi)perylene	ND		ug/kg	130	19.
Fluorene	ND		ug/kg	160	16.
Phenanthrene	ND		ug/kg	99	20.
Dibenzo(a,h)anthracene	ND		ug/kg	99	19.
Indeno(1,2,3-cd)pyrene	ND		ug/kg	130	23.
Pyrene	ND		ug/kg	99	16.
Biphenyl	ND		ug/kg	380	38.
4-Chloroaniline	ND		ug/kg	160	30.
2-Nitroaniline	ND		ug/kg	160	32.
3-Nitroaniline	ND		ug/kg	160	31.
4-Nitroaniline	ND		ug/kg	160	68.
Dibenzofuran	ND		ug/kg	160	16.
2-Methylnaphthalene	ND		ug/kg	200	20.
1,2,4,5-Tetrachlorobenzene	ND		ug/kg	160	17.
Acetophenone	ND		ug/kg	160	20.
2,4,6-Trichlorophenol	ND		ug/kg	99	31.
p-Chloro-m-cresol	ND		ug/kg	160	25.
2-Chlorophenol	ND		ug/kg	160	20.
2,4-Dichlorophenol	ND		ug/kg	150	26.
2,4-Dimethylphenol	ND		ug/kg	160	54.
2-Nitrophenol	ND		ug/kg	360	62.

Project Name: 198 DOUGLASS ST.
Project Number: 0715.0028Y000

Lab Number: L1736355
Report Date: 10/19/17

Method Blank Analysis
Batch Quality Control

Analytical Method: 1,8270D
Analytical Date: 10/13/17 06:30
Analyst: CB

Extraction Method: EPA 3546
Extraction Date: 10/12/17 11:16

Parameter	Result	Qualifier	Units	RL	MDL
Semivolatile Organics by GC/MS - Westborough Lab for sample(s): 01-05 Batch: WG1051621-1					
4-Nitrophenol	ND		ug/kg	230	67.
2,4-Dinitrophenol	ND		ug/kg	790	77.
4,6-Dinitro-o-cresol	ND		ug/kg	430	79.
Pentachlorophenol	ND		ug/kg	130	36.
Phenol	ND		ug/kg	160	25.
2-Methylphenol	ND		ug/kg	160	26.
3-Methylphenol/4-Methylphenol	ND		ug/kg	240	26.
2,4,5-Trichlorophenol	ND		ug/kg	160	32.
Benzoic Acid	ND		ug/kg	540	170
Benzyl Alcohol	ND		ug/kg	160	50.
Carbazole	ND		ug/kg	160	16.

Tentatively Identified Compounds

No Tentatively Identified Compounds	ND	ug/kg

Surrogate	%Recovery	Qualifier	Acceptance Criteria
2-Fluorophenol	75		25-120
Phenol-d6	80		10-120
Nitrobenzene-d5	94		23-120
2-Fluorobiphenyl	81		30-120
2,4,6-Tribromophenol	73		10-136
4-Terphenyl-d14	87		18-120

Lab Control Sample Analysis
Batch Quality Control

Project Name: 198 DOUGLASS ST.
Project Number: 0715.0028Y000

Lab Number: L1736355
Report Date: 10/19/17

Parameter	LCS %Recovery	Qual	LCSD %Recovery	Qual	%Recovery Limits	RPD	Qual	RPD Limits
Semivolatile Organics by GC/MS - Westborough Lab Associated sample(s): 01-05 Batch: WG1051621-2 WG1051621-3								
Acenaphthene	90		86		31-137	5		50
1,2,4-Trichlorobenzene	80		78		38-107	3		50
Hexachlorobenzene	86		83		40-140	4		50
Bis(2-chloroethyl)ether	83		80		40-140	4		50
2-Chloronaphthalene	93		89		40-140	4		50
1,2-Dichlorobenzene	76		75		40-140	1		50
1,3-Dichlorobenzene	74		71		40-140	4		50
1,4-Dichlorobenzene	74		73		28-104	1		50
3,3'-Dichlorobenzidine	76		76		40-140	0		50
2,4-Dinitrotoluene	110		107		40-132	3		50
2,6-Dinitrotoluene	108		106		40-140	2		50
Fluoranthene	103		99		40-140	4		50
4-Chlorophenyl phenyl ether	89		87		40-140	2		50
4-Bromophenyl phenyl ether	89		90		40-140	1		50
Bis(2-chloroisopropyl)ether	103		99		40-140	4		50
Bis(2-chloroethoxy)methane	93		88		40-117	6		50
Hexachlorobutadiene	78		77		40-140	1		50
Hexachlorocyclopentadiene	86		83		40-140	4		50
Hexachloroethane	78		77		40-140	1		50
Isophorone	98		93		40-140	5		50
Naphthalene	83		81		40-140	2		50
Nitrobenzene	107		101		40-140	6		50
NDPA/DPA	98		97		36-157	1		50

Lab Control Sample Analysis
Batch Quality Control

Project Name: 198 DOUGLASS ST.
Project Number: 0715.0028Y000

Lab Number: L1736355
Report Date: 10/19/17

Parameter	LCS %Recovery	Qual	LCSD %Recovery	Qual	%Recovery Limits	RPD	Qual	RPD Limits
Semivolatile Organics by GC/MS - Westborough Lab Associated sample(s): 01-05 Batch: WG1051621-2 WG1051621-3								
n-Nitrosodi-n-propylamine	98		94		32-121	4		50
Bis(2-ethylhexyl)phthalate	119		116		40-140	3		50
Butyl benzyl phthalate	122		119		40-140	2		50
Di-n-butylphthalate	110		108		40-140	2		50
Di-n-octylphthalate	117		115		40-140	2		50
Diethyl phthalate	96		95		40-140	1		50
Dimethyl phthalate	101		99		40-140	2		50
Benzo(a)anthracene	97		96		40-140	1		50
Benzo(a)pyrene	103		101		40-140	2		50
Benzo(b)fluoranthene	102		100		40-140	2		50
Benzo(k)fluoranthene	99		97		40-140	2		50
Chrysene	96		93		40-140	3		50
Acenaphthylene	96		92		40-140	4		50
Anthracene	99		96		40-140	3		50
Benzo(ghi)perylene	94		93		40-140	1		50
Fluorene	95		92		40-140	3		50
Phenanthrene	93		92		40-140	1		50
Dibenzo(a,h)anthracene	93		92		40-140	1		50
Indeno(1,2,3-cd)pyrene	97		96		40-140	1		50
Pyrene	100		98		35-142	2		50
Biphenyl	93		90		54-104	3		50
4-Chloroaniline	84		82		40-140	2		50
2-Nitroaniline	125		122		47-134	2		50

Lab Control Sample Analysis
Batch Quality Control

Project Name: 198 DOUGLASS ST.
Project Number: 0715.0028Y000

Lab Number: L1736355
Report Date: 10/19/17

Parameter	LCS %Recovery	Qual	LCSD %Recovery	Qual	%Recovery Limits	RPD	Qual	RPD Limits
Semivolatile Organics by GC/MS - Westborough Lab Associated sample(s): 01-05 Batch: WG1051621-2 WG1051621-3								
3-Nitroaniline	98		97		26-129	1		50
4-Nitroaniline	110		110		41-125	0		50
Dibenzofuran	92		89		40-140	3		50
2-Methylnaphthalene	90		87		40-140	3		50
1,2,4,5-Tetrachlorobenzene	87		84		40-117	4		50
Acetophenone	93		90		14-144	3		50
2,4,6-Trichlorophenol	105		102		30-130	3		50
p-Chloro-m-cresol	**111**	Q	**106**	Q	26-103	5		50
2-Chlorophenol	92		89		25-102	3		50
2,4-Dichlorophenol	105		97		30-130	8		50
2,4-Dimethylphenol	116		111		30-130	4		50
2-Nitrophenol	114		111		30-130	3		50
4-Nitrophenol	**133**	Q	**130**	Q	11-114	2		50
2,4-Dinitrophenol	63		63		4-130	0		50
4,6-Dinitro-o-cresol	106		104		10-130	2		50
Pentachlorophenol	67		66		17-109	2		50
Phenol	**92**	Q	87		26-90	6		50
2-Methylphenol	103		95		30-130.	8		50
3-Methylphenol/4-Methylphenol	103		99		30-130	4		50
2,4,5-Trichlorophenol	109		104		30-130	5		50
Benzoic Acid	**0**	Q	**0**	Q	10-110	NC		50
Benzyl Alcohol	100		95		40-140	5		50
Carbazole	105		102		54-128	3		50

Lab Control Sample Analysis

Batch Quality Control

Project Name: 198 DOUGLASS ST.

Project Number: 0715.0028Y000

Lab Number: L1736355

Report Date: 10/19/17

Parameter	LCS %Recovery	Qual	LCSD %Recovery	Qual	%Recovery Limits	RPD	Qual	RPD Limits
Semivolatile Organics by GC/MS - Westborough Lab Associated sample(s): 01-05 Batch: WG1051621-2 WG1051621-3								

Surrogate	LCS %Recovery	Qual	LCSD %Recovery	Qual	Acceptance Criteria
2-Fluorophenol	85		83		25-120
Phenol-d6	91		87		10-120
Nitrobenzene-d5	107		102		23-120
2-Fluorobiphenyl	90		87		30-120
2,4,6-Tribromophenol	83		81		10-136
4-Terphenyl-d14	89		88		18-120

PETROLEUM HYDROCARBONS

Project Name: 198 DOUGLASS ST.
Project Number: 0715.0028Y000

Lab Number: L1736355
Report Date: 10/19/17

SAMPLE RESULTS

Lab ID: L1736355-01
Client ID: SB-1 (7.5-9)
Sample Location: 198 DOUGLASS

Matrix: Soil
Analytical Method: 1,8015C(M)
Analytical Date: 10/12/17 15:49
Analyst: MKS
Percent Solids: 68%

Date Collected: 10/09/17 15:40
Date Received: 10/09/17
Field Prep: Not Specified
Extraction Method:

Parameter	Result	Qualifier	Units	RL	MDL	Dilution Factor
Gasoline Range Organics - Westborough Lab						
Gasoline Range Organics	26000		ug/kg	3600	69.	1

Surrogate	% Recovery	Qualifier	Acceptance Criteria
1,1,1-Trifluorotoluene	90		70-130
4-Bromofluorobenzene	95		70-130

Project Name: 198 DOUGLASS ST.
Project Number: 0715.0028Y000

Lab Number: L1736355
Report Date: 10/19/17

SAMPLE RESULTS

Lab ID: L1736355-01 D
Client ID: SB-1 (7.5-9)
Sample Location: 198 DOUGLASS

Matrix: Soil
Analytical Method: 1,8015C(M)
Analytical Date: 10/13/17 10:14
Analyst: MEO
Percent Solids: 68%

Date Collected: 10/09/17 15:40
Date Received: 10/09/17
Field Prep: Not Specified
Extraction Method: EPA 3546
Extraction Date: 10/12/17 10:29

Parameter	Result	Qualifier	Units	RL	MDL	Dilution Factor
Diesel Range Organics - Westborough Lab						
DRO (C10-C28)	1300000		ug/kg	230000	13000	5

Surrogate	% Recovery	Qualifier	Acceptance Criteria
o-Terphenyl	83		40-140

Project Name: 198 DOUGLASS ST.
Project Number: 0715.0028Y000

Lab Number: L1736355
Report Date: 10/19/17

SAMPLE RESULTS

Lab ID: L1736355-02
Client ID: SB-1 (18-20)
Sample Location: 198 DOUGLASS

Matrix: Soil
Analytical Method: 1,8015C(M)
Analytical Date: 10/12/17 13:05
Analyst: MKS
Percent Solids: 24%

Date Collected: 10/09/17 15:45
Date Received: 10/09/17
Field Prep: Not Specified
Extraction Method:

Parameter	Result	Qualifier	Units	RL	MDL	Dilution Factor
Gasoline Range Organics - Westborough Lab						
Gasoline Range Organics	970	J	ug/kg	11000	210	1

Surrogate	% Recovery	Qualifier	Acceptance Criteria
1,1,1-Trifluorotoluene	80		70-130
4-Bromofluorobenzene	78		70-130

Project Name: 198 DOUGLASS ST.
Project Number: 0715.0028Y000

Lab Number: L1736355
Report Date: 10/19/17

SAMPLE RESULTS

Lab ID: L1736355-02 D
Client ID: SB-1 (18-20)
Sample Location: 198 DOUGLASS

Matrix: Soil
Analytical Method: 1,8015C(M)
Analytical Date: 10/13/17 11:52
Analyst: MEO
Percent Solids: 24%

Date Collected: 10/09/17 15:45
Date Received: 10/09/17
Field Prep: Not Specified
Extraction Method: EPA 3546
Extraction Date: 10/12/17 10:29

Parameter	Result	Qualifier	Units	RL	MDL	Dilution Factor
Diesel Range Organics - Westborough Lab						
DRO (C10-C28)	420000		ug/kg	280000	15000	2

Surrogate	% Recovery	Qualifier	Acceptance Criteria
o-Terphenyl	77		40-140

Project Name: 198 DOUGLASS ST.
Project Number: 0715.0028Y000

Lab Number: L1736355
Report Date: 10/19/17

SAMPLE RESULTS

Lab ID: L1736355-03 D
Client ID: SB-2 (6-7.5)
Sample Location: 198 DOUGLASS

Matrix: Soil
Analytical Method: 1,8015C(M)
Analytical Date: 10/12/17 16:30
Analyst: MKS
Percent Solids: 79%

Date Collected: 10/09/17 16:45
Date Received: 10/09/17
Field Prep: Not Specified
Extraction Method:

Parameter	Result	Qualifier	Units	RL	MDL	Dilution Factor
Gasoline Range Organics - Westborough Lab						
Gasoline Range Organics	170000		ug/kg	6200	120	2

Surrogate	% Recovery	Qualifier	Acceptance Criteria
1,1,1-Trifluorotoluene	88		70-130
4-Bromofluorobenzene	**148**	Q	70-130

Project Name: 198 DOUGLASS ST.
Project Number: 0715.0028Y000

Lab Number: L1736355
Report Date: 10/19/17

SAMPLE RESULTS

Lab ID: L1736355-03 D
Client ID: SB-2 (6-7.5)
Sample Location: 198 DOUGLASS

Matrix: Soil
Analytical Method: 1,8015C(M)
Analytical Date: 10/13/17 11:19
Analyst: MEO
Percent Solids: 79%

Date Collected: 10/09/17 16:45
Date Received: 10/09/17
Field Prep: Not Specified
Extraction Method: EPA 3546
Extraction Date: 10/12/17 10:29

Parameter	Result	Qualifier	Units	RL	MDL	Dilution Factor
Diesel Range Organics - Westborough Lab						
DRO (C10-C28)	440000		ug/kg	84000	4600	2

Surrogate	% Recovery	Qualifier	Acceptance Criteria
o-Terphenyl	90		40-140

Project Name: 198 DOUGLASS ST.
Project Number: 0715.0028Y000

Lab Number: L1736355
Report Date: 10/19/17

SAMPLE RESULTS

Lab ID: L1736355-04
Client ID: SB-2 (18-20)
Sample Location: 198 DOUGLASS

Matrix: Soil
Analytical Method: 1,8015C(M)
Analytical Date: 10/12/17 13:46
Analyst: MKS
Percent Solids: 55%

Date Collected: 10/09/17 17:00
Date Received: 10/09/17
Field Prep: Not Specified
Extraction Method:

Parameter	Result	Qualifier	Units	RL	MDL	Dilution Factor
Gasoline Range Organics - Westborough Lab						
Gasoline Range Organics	2700	J	ug/kg	4700	91.	1

Surrogate	% Recovery	Qualifier	Acceptance Criteria
1,1,1-Trifluorotoluene	82		70-130
4-Bromofluorobenzene	82		70-130

Project Name: 198 DOUGLASS ST.
Project Number: 0715.0028Y000

Lab Number: L1736355
Report Date: 10/19/17

SAMPLE RESULTS

Lab ID: L1736355-04
Client ID: SB-2 (18-20)
Sample Location: 198 DOUGLASS

Matrix: Soil
Analytical Method: 1,8015C(M)
Analytical Date: 10/13/17 13:29
Analyst: MEO
Percent Solids: 55%

Date Collected: 10/09/17 17:00
Date Received: 10/09/17
Field Prep: Not Specified
Extraction Method: EPA 3546
Extraction Date: 10/12/17 10:29

Parameter	Result	Qualifier	Units	RL	MDL	Dilution Factor
Diesel Range Organics - Westborough Lab						
DRO (C10-C28)	24000	J	ug/kg	58000	3200	1

Surrogate	% Recovery	Qualifier	Acceptance Criteria
o-Terphenyl	104		40-140

Project Name: 198 DOUGLASS ST.
Project Number: 0715.0028Y000

Lab Number: L1736355
Report Date: 10/19/17

SAMPLE RESULTS

Lab ID: L1736355-05
Client ID: SB-3 (18-20)
Sample Location: 198 DOUGLASS

Matrix: Soil
Analytical Method: 1,8015C(M)
Analytical Date: 10/12/17 14:27
Analyst: MKS
Percent Solids: 32%

Date Collected: 10/09/17 18:00
Date Received: 10/09/17
Field Prep: Not Specified
Extraction Method:

Parameter	Result	Qualifier	Units	RL	MDL	Dilution Factor
Gasoline Range Organics - Westborough Lab						
Gasoline Range Organics	5500	J	ug/kg	8200	160	1

Surrogate	% Recovery	Qualifier	Acceptance Criteria
1,1,1-Trifluorotoluene	77		70-130
4-Bromofluorobenzene	76		70-130

Project Name: 198 DOUGLASS ST.
Project Number: 0715.0028Y000

Lab Number: L1736355
Report Date: 10/19/17

SAMPLE RESULTS

Lab ID: L1736355-05 D
Client ID: SB-3 (18-20)
Sample Location: 198 DOUGLASS

Matrix: Soil
Analytical Method: 1,8015C(M)
Analytical Date: 10/13/17 12:24
Analyst: MEO
Percent Solids: 32%

Date Collected: 10/09/17 18:00
Date Received: 10/09/17
Field Prep: Not Specified
Extraction Method: EPA 3546
Extraction Date: 10/12/17 10:29

Parameter	Result	Qualifier	Units	RL	MDL	Dilution Factor
Diesel Range Organics - Westborough Lab						
DRO (C10-C28)	3900000		ug/kg	2000000	110000	20

Surrogate	% Recovery	Qualifier	Acceptance Criteria
o-Terphenyl	106		40-140

Project Name: 198 DOUGLASS ST.
Project Number: 0715.0028Y000

Lab Number: L1736355
Report Date: 10/19/17

Method Blank Analysis
Batch Quality Control

Analytical Method: 1,8015C(M)
Analytical Date: 10/12/17 09:40
Analyst: MZ

Parameter	Result	Qualifier	Units	RL	MDL
Gasoline Range Organics - Westborough Lab for sample(s): 01-05 Batch: WG1051242-10					
Gasoline Range Organics	1300	J	ug/kg	2500	48.

Surrogate	%Recovery	Qualifier	Acceptance Criteria
1,1,1-Trifluorotoluene	90		70-130
4-Bromofluorobenzene	90		70-130

Project Name: 198 DOUGLASS ST.
Project Number: 0715.0028Y000

Lab Number: L1736355
Report Date: 10/19/17

Method Blank Analysis
Batch Quality Control

Analytical Method: 1,8015C(M)
Analytical Date: 10/13/17 08:38
Analyst: MEO

Extraction Method: EPA 3546
Extraction Date: 10/12/17 10:29

Parameter	Result	Qualifier	Units	RL	MDL
Diesel Range Organics - Westborough Lab for sample(s): 01-05 Batch: WG1052258-1					
DRO (C10-C28)	ND		ug/kg	32000	1800

Surrogate	%Recovery	Qualifier	Acceptance Criteria
o-Terphenyl	87		40-140

Lab Control Sample Analysis
Batch Quality Control

Project Name: 198 DOUGLASS ST.
Project Number: 0715.0028Y000

Lab Number: L1736355
Report Date: 10/19/17

Parameter	LCS %Recovery	Qual	LCSD %Recovery	Qual	%Recovery Limits	RPD	Qual	RPD Limits
Gasoline Range Organics - Westborough Lab Associated sample(s): 01-05 Batch: WG1051242-8 WG1051242-9								
Gasoline Range Organics	84		82		80-120	2		20

Surrogate	LCS %Recovery	Qual	LCSD %Recovery	Qual	Acceptance Criteria
1,1,1-Trifluorotoluene	86		86		70-130
4-Bromofluorobenzene	87		85		70-130

Lab Control Sample Analysis

Batch Quality Control

Project Name: 198 DOUGLASS ST.

Project Number: 0715.0028Y000

Lab Number: L1736355

Report Date: 10/19/17

Parameter	LCS %Recovery	Qual	LCSD %Recovery	Qual	%Recovery Limits	RPD	Qual	RPD Limits
Diesel Range Organics - Westborough Lab Associated sample(s): 01-05 Batch: WG1052258-2								
DRO (C10-C28)	73		-		60-140	-		

Surrogate	LCS %Recovery	Qual	LCSD %Recovery	Qual	Acceptance Criteria
o-Terphenyl	73				40-140

Lab Duplicate Analysis
Batch Quality Control

Project Name: 198 DOUGLASS ST.
Project Number: 0715.0028Y000

Lab Number: L1736355
Report Date: 10/19/17

Parameter	Native Sample	Duplicate Sample	Units	RPD	Qual	RPD Limits
Diesel Range Organics - Westborough Lab Associated sample(s): 01-05 QC Batch ID: WG1052258-3 QC Sample: L1736355-01 Client ID: SB-1 (7.5-9)						
DRO (C10-C28)	1300000	1000000	ug/kg	**26**	Q	20

Surrogate	%Recovery	Qualifier	%Recovery	Qualifier	Acceptance Criteria
o-Terphenyl	83		110		40-140

PCBS

Project Name: 198 DOUGLASS ST.
Project Number: 0715.0028Y000

Lab Number: L1736355
Report Date: 10/19/17

SAMPLE RESULTS

Lab ID:	L1736355-01	Date Collected:	10/09/17 15:40
Client ID:	SB-1 (7.5-9)	Date Received:	10/09/17
Sample Location:	198 DOUGLASS	Field Prep:	Not Specified
		Extraction Method:	EPA 3546
Matrix:	Soil	Extraction Date:	10/12/17 08:08
Analytical Method:	1,8082A	Cleanup Method:	EPA 3665A
Analytical Date:	10/13/17 09:19	Cleanup Date:	10/12/17
Analyst:	JA	Cleanup Method:	EPA 3660B
Percent Solids:	68%	Cleanup Date:	10/12/17

Parameter	Result	Qualifier	Units	RL	MDL	Dilution Factor	Column
Polychlorinated Biphenyls by GC - Westborough Lab							
Aroclor 1016	ND		ug/kg	48.4	5.49	1	A
Aroclor 1221	ND		ug/kg	48.4	7.37	1	A
Aroclor 1232	ND		ug/kg	48.4	4.76	1	A
Aroclor 1242	ND		ug/kg	48.4	5.92	1	A
Aroclor 1248	ND		ug/kg	48.4	5.43	1	A
Aroclor 1254	ND		ug/kg	48.4	3.95	1	A
Aroclor 1260	ND		ug/kg	48.4	5.05	1	A
Aroclor 1262	ND		ug/kg	48.4	3.98	1	A
Aroclor 1268	ND		ug/kg	48.4	3.43	1	A
PCBs, Total	ND		ug/kg	48.4	3.43	1	A

Surrogate	% Recovery	Qualifier	Acceptance Criteria	Column
2,4,5,6-Tetrachloro-m-xylene	81		30-150	A
Decachlorobiphenyl	70		30-150	A
2,4,5,6-Tetrachloro-m-xylene	81		30-150	B
Decachlorobiphenyl	70		30-150	B

Project Name: 198 DOUGLASS ST.
Project Number: 0715.0028Y000

Lab Number: L1736355
Report Date: 10/19/17

SAMPLE RESULTS

Lab ID:	L1736355-02	Date Collected:	10/09/17 15:45
Client ID:	SB-1 (18-20)	Date Received:	10/09/17
Sample Location:	198 DOUGLASS	Field Prep:	Not Specified
		Extraction Method:	EPA 3546
Matrix:	Soil	Extraction Date:	10/12/17 08:08
Analytical Method:	1,8082A	Cleanup Method:	EPA 3665A
Analytical Date:	10/13/17 02:49	Cleanup Date:	10/12/17
Analyst:	JA	Cleanup Method:	EPA 3660B
Percent Solids:	24%	Cleanup Date:	10/12/17

Parameter	Result	Qualifier	Units	RL	MDL	Dilution Factor	Column
Polychlorinated Biphenyls by GC - Westborough Lab							
Aroclor 1016	ND		ug/kg	140	15.8	1	A
Aroclor 1221	ND		ug/kg	140	21.2	1	A
Aroclor 1232	ND		ug/kg	140	13.7	1	A
Aroclor 1242	ND		ug/kg	140	17.1	1	A
Aroclor 1248	ND		ug/kg	140	15.7	1	A
Aroclor 1254	ND		ug/kg	140	11.4	1	A
Aroclor 1260	ND		ug/kg	140	14.6	1	A
Aroclor 1262	ND		ug/kg	140	11.5	1	A
Aroclor 1268	ND		ug/kg	140	9.88	1	A
PCBs, Total	ND		ug/kg	140	9.88	1	A

Surrogate	% Recovery	Qualifier	Acceptance Criteria	Column
2,4,5,6-Tetrachloro-m-xylene	80		30-150	A
Decachlorobiphenyl	45		30-150	A
2,4,5,6-Tetrachloro-m-xylene	77		30-150	B
Decachlorobiphenyl	57		30-150	B

Project Name: 198 DOUGLASS ST.
Project Number: 0715.0028Y000

Lab Number: L1736355
Report Date: 10/19/17

SAMPLE RESULTS

Lab ID:	L1736355-03	Date Collected:	10/09/17 16:45
Client ID:	SB-2 (6-7.5)	Date Received:	10/09/17
Sample Location:	198 DOUGLASS	Field Prep:	Not Specified
		Extraction Method:	EPA 3546
Matrix:	Soil	Extraction Date:	10/12/17 08:08
Analytical Method:	1,8082A	Cleanup Method:	EPA 3665A
Analytical Date:	10/13/17 09:32	Cleanup Date:	10/12/17
Analyst:	JA	Cleanup Method:	EPA 3660B
Percent Solids:	79%	Cleanup Date:	10/12/17

Parameter	Result	Qualifier	Units	RL	MDL	Dilution Factor	Column
Polychlorinated Biphenyls by GC - Westborough Lab							
Aroclor 1016	ND		ug/kg	41.0	4.65	1	A
Aroclor 1221	ND		ug/kg	41.0	6.24	1	A
Aroclor 1232	ND		ug/kg	41.0	4.04	1	A
Aroclor 1242	ND		ug/kg	41.0	5.02	1	A
Aroclor 1248	ND		ug/kg	41.0	4.60	1	A
Aroclor 1254	108		ug/kg	41.0	3.35	1	B
Aroclor 1260	58.2	P	ug/kg	41.0	4.28	1	A
Aroclor 1262	ND		ug/kg	41.0	3.37	1	A
Aroclor 1268	ND		ug/kg	41.0	2.90	1	A
PCBs, Total	166		ug/kg	41.0	2.90	1	B

Surrogate	% Recovery	Qualifier	Acceptance Criteria	Column
2,4,5,6-Tetrachloro-m-xylene	83		30-150	A
Decachlorobiphenyl	68		30-150	A
2,4,5,6-Tetrachloro-m-xylene	80		30-150	B
Decachlorobiphenyl	70		30-150	B

Project Name: 198 DOUGLASS ST.
Project Number: 0715.0028Y000

Lab Number: L1736355
Report Date: 10/19/17

SAMPLE RESULTS

Lab ID:	L1736355-04	Date Collected:	10/09/17 17:00
Client ID:	SB-2 (18-20)	Date Received:	10/09/17
Sample Location:	198 DOUGLASS	Field Prep:	Not Specified
		Extraction Method:	EPA 3546
Matrix:	Soil	Extraction Date:	10/12/17 08:08
Analytical Method:	1,8082A	Cleanup Method:	EPA 3665A
Analytical Date:	10/13/17 09:46	Cleanup Date:	10/12/17
Analyst:	JA	Cleanup Method:	EPA 3660B
Percent Solids:	55%	Cleanup Date:	10/12/17

Parameter	Result	Qualifier	Units	RL	MDL	Dilution Factor	Column
Polychlorinated Biphenyls by GC - Westborough Lab							
Aroclor 1016	ND		ug/kg	57.9	6.57	1	A
Aroclor 1221	ND		ug/kg	57.9	8.81	1	A
Aroclor 1232	ND		ug/kg	57.9	5.70	1	A
Aroclor 1242	ND		ug/kg	57.9	7.09	1	A
Aroclor 1248	ND		ug/kg	57.9	6.50	1	A
Aroclor 1254	ND		ug/kg	57.9	4.72	1	A
Aroclor 1260	ND		ug/kg	57.9	6.05	1	A
Aroclor 1262	ND		ug/kg	57.9	4.76	1	A
Aroclor 1268	ND		ug/kg	57.9	4.10	1	A
PCBs, Total	ND		ug/kg	57.9	4.10	1	A

Surrogate	% Recovery	Qualifier	Acceptance Criteria	Column
2,4,5,6-Tetrachloro-m-xylene	75		30-150	A
Decachlorobiphenyl	55		30-150	A
2,4,5,6-Tetrachloro-m-xylene	77		30-150	B
Decachlorobiphenyl	67		30-150	B

Project Name: 198 DOUGLASS ST.
Project Number: 0715.0028Y000

Lab Number: L1736355
Report Date: 10/19/17

SAMPLE RESULTS

Lab ID:	L1736355-05	Date Collected:	10/09/17 18:00
Client ID:	SB-3 (18-20)	Date Received:	10/09/17
Sample Location:	198 DOUGLASS	Field Prep:	Not Specified
		Extraction Method:	EPA 3546
Matrix:	Soil	Extraction Date:	10/12/17 08:08
Analytical Method:	1,8082A	Cleanup Method:	EPA 3665A
Analytical Date:	10/13/17 03:06	Cleanup Date:	10/12/17
Analyst:	JA	Cleanup Method:	EPA 3660B
Percent Solids:	32%	Cleanup Date:	10/12/17

Parameter	Result	Qualifier	Units	RL	MDL	Dilution Factor	Column
Polychlorinated Biphenyls by GC - Westborough Lab							
Aroclor 1016	ND		ug/kg	102	11.6	1	A
Aroclor 1221	ND		ug/kg	102	15.5	1	A
Aroclor 1232	ND		ug/kg	102	10.0	1	A
Aroclor 1242	ND		ug/kg	102	12.5	1	A
Aroclor 1248	ND		ug/kg	102	11.4	1	A
Aroclor 1254	ND		ug/kg	102	8.32	1	A
Aroclor 1260	ND		ug/kg	102	10.6	1	A
Aroclor 1262	ND		ug/kg	102	8.38	1	A
Aroclor 1268	ND		ug/kg	102	7.22	1	A
PCBs, Total	ND		ug/kg	102	7.22	1	A

Surrogate	% Recovery	Qualifier	Acceptance Criteria	Column
2,4,5,6-Tetrachloro-m-xylene	85		30-150	A
Decachlorobiphenyl	51		30-150	A
2,4,5,6-Tetrachloro-m-xylene	81		30-150	B
Decachlorobiphenyl	64		30-150	B

Project Name: 198 DOUGLASS ST.
Project Number: 0715.0028Y000

Lab Number: L1736355
Report Date: 10/19/17

Method Blank Analysis
Batch Quality Control

Analytical Method: 1,8082A
Analytical Date: 10/13/17 03:22
Analyst: JA

Extraction Method: EPA 3546
Extraction Date: 10/12/17 06:34
Cleanup Method: EPA 3665A
Cleanup Date: 10/12/17
Cleanup Method: EPA 3660B
Cleanup Date: 10/12/17

Parameter	Result	Qualifier	Units	RL	MDL	Column
Polychlorinated Biphenyls by GC - Westborough Lab for sample(s): 01-05 Batch: WG1051495-1						
Aroclor 1016	ND		ug/kg	32.1	3.64	A
Aroclor 1221	ND		ug/kg	32.1	4.88	A
Aroclor 1232	ND		ug/kg	32.1	3.16	A
Aroclor 1242	ND		ug/kg	32.1	3.92	A
Aroclor 1248	ND		ug/kg	32.1	3.60	A
Aroclor 1254	ND		ug/kg	32.1	2.62	A
Aroclor 1260	ND		ug/kg	32.1	3.35	A
Aroclor 1262	ND		ug/kg	32.1	2.64	A
Aroclor 1268	ND		ug/kg	32.1	2.27	A
PCBs, Total	ND		ug/kg	32.1	2.27	A

Surrogate	%Recovery	Qualifier	Acceptance Criteria	Column
2,4,5,6-Tetrachloro-m-xylene	95		30-150	A
Decachlorobiphenyl	56		30-150	A
2,4,5,6-Tetrachloro-m-xylene	89		30-150	B
Decachlorobiphenyl	65		30-150	B

Lab Control Sample Analysis

Batch Quality Control

Project Name: 198 DOUGLASS ST.

Project Number: 0715.0028Y000

Lab Number: L1736355

Report Date: 10/19/17

Parameter	LCS %Recovery	Qual	LCSD %Recovery	Qual	%Recovery Limits	RPD	Qual	RPD Limits	Column
Polychlorinated Biphenyls by GC - Westborough Lab Associated sample(s): 01-05 Batch: WG1051495-2 WG1051495-3									
Aroclor 1016	95		96		40-140	1		50	A
Aroclor 1260	95		95		40-140	0		50	A

Surrogate	LCS %Recovery	Qual	LCSD %Recovery	Qual	Acceptance Criteria	Column
2,4,5,6-Tetrachloro-m-xylene	94		88		30-150	A
Decachlorobiphenyl	61		63		30-150	A
2,4,5,6-Tetrachloro-m-xylene	85		84		30-150	B
Decachlorobiphenyl	67		68		30-150	B

METALS

Project Name: 198 DOUGLASS ST.
Project Number: 0715.0028Y000
Lab Number: L1736355
Report Date: 10/19/17

SAMPLE RESULTS

Lab ID: L1736355-01
Client ID: SB-1 (7.5-9)
Sample Location: 198 DOUGLASS
Matrix: Soil
Percent Solids: 68%

Date Collected: 10/09/17 15:40
Date Received: 10/09/17
Field Prep: Not Specified

Parameter	Result	Qualifier	Units	RL	MDL	Dilution Factor	Date Prepared	Date Analyzed	Prep Method	Analytical Method	Analyst
Total Metals - Mansfield Lab											
Aluminum, Total	4140		mg/kg	11.7	3.17	2	10/10/17 22:20	10/11/17 13:03	EPA 3050B	1,6010C	MC
Antimony, Total	0.892	J	mg/kg	5.87	0.446	2	10/10/17 22:20	10/11/17 13:03	EPA 3050B	1,6010C	MC
Arsenic, Total	6.84		mg/kg	1.17	0.244	2	10/10/17 22:20	10/11/17 13:03	EPA 3050B	1,6010C	MC
Barium, Total	68.2		mg/kg	1.17	0.204	2	10/10/17 22:20	10/11/17 13:03	EPA 3050B	1,6010C	MC
Beryllium, Total	0.270	J	mg/kg	0.587	0.039	2	10/10/17 22:20	10/11/17 13:03	EPA 3050B	1,6010C	MC
Cadmium, Total	0.352	J	mg/kg	1.17	0.115	2	10/10/17 22:20	10/11/17 13:03	EPA 3050B	1,6010C	MC
Calcium, Total	4800		mg/kg	11.7	4.11	2	10/10/17 22:20	10/11/17 13:03	EPA 3050B	1,6010C	MC
Chromium, Total	10.1		mg/kg	1.17	0.113	2	10/10/17 22:20	10/11/17 13:03	EPA 3050B	1,6010C	MC
Cobalt, Total	5.66		mg/kg	2.35	0.195	2	10/10/17 22:20	10/11/17 13:03	EPA 3050B	1,6010C	MC
Copper, Total	34.7		mg/kg	1.17	0.303	2	10/10/17 22:20	10/11/17 13:03	EPA 3050B	1,6010C	MC
Iron, Total	9870		mg/kg	5.87	1.06	2	10/10/17 22:20	10/11/17 13:03	EPA 3050B	1,6010C	MC
Lead, Total	192		mg/kg	5.87	0.314	2	10/10/17 22:20	10/11/17 13:03	EPA 3050B	1,6010C	MC
Magnesium, Total	1490		mg/kg	11.7	1.81	2	10/10/17 22:20	10/11/17 13:03	EPA 3050B	1,6010C	MC
Manganese, Total	203		mg/kg	1.17	0.186	2	10/10/17 22:20	10/11/17 13:03	EPA 3050B	1,6010C	MC
Mercury, Total	2.9		mg/kg	0.10	0.02	1	10/11/17 09:00	10/11/17 20:50	EPA 7471B	1,7471B	EA
Nickel, Total	16.4		mg/kg	2.93	0.284	2	10/10/17 22:20	10/11/17 13:03	EPA 3050B	1,6010C	MC
Potassium, Total	582		mg/kg	293	16.9	2	10/10/17 22:20	10/11/17 13:03	EPA 3050B	1,6010C	MC
Selenium, Total	1.45	J	mg/kg	2.35	0.303	2	10/10/17 22:20	10/11/17 13:03	EPA 3050B	1,6010C	MC
Silver, Total	ND		mg/kg	1.17	0.332	2	10/10/17 22:20	10/11/17 13:03	EPA 3050B	1,6010C	MC
Sodium, Total	165	J	mg/kg	235	3.70	2	10/10/17 22:20	10/11/17 13:03	EPA 3050B	1,6010C	MC
Thallium, Total	ND		mg/kg	2.35	0.370	2	10/10/17 22:20	10/11/17 13:03	EPA 3050B	1,6010C	MC
Vanadium, Total	18.8		mg/kg	1.17	0.238	2	10/10/17 22:20	10/11/17 13:03	EPA 3050B	1,6010C	MC
Zinc, Total	99.8		mg/kg	5.87	0.344	2	10/10/17 22:20	10/11/17 13:03	EPA 3050B	1,6010C	MC

Project Name: 198 DOUGLASS ST.
Project Number: 0715.0028Y000
Lab Number: L1736355
Report Date: 10/19/17

SAMPLE RESULTS

Lab ID: L1736355-02
Client ID: SB-1 (18-20)
Sample Location: 198 DOUGLASS
Matrix: Soil
Percent Solids: 24%

Date Collected: 10/09/17 15:45
Date Received: 10/09/17
Field Prep: Not Specified

Parameter	Result	Qualifier	Units	RL	MDL	Dilution Factor	Date Prepared	Date Analyzed	Prep Method	Analytical Method	Analyst
Total Metals - Mansfield Lab											
Aluminum, Total	4560		mg/kg	33.1	8.94	2	10/10/17 22:20	10/11/17 13:17	EPA 3050B	1,6010C	MC
Antimony, Total	ND		mg/kg	16.6	1.26	2	10/10/17 22:20	10/11/17 13:17	EPA 3050B	1,6010C	MC
Arsenic, Total	3.68		mg/kg	3.31	0.689	2	10/10/17 22:20	10/11/17 13:17	EPA 3050B	1,6010C	MC
Barium, Total	49.0		mg/kg	3.31	0.576	2	10/10/17 22:20	10/11/17 13:17	EPA 3050B	1,6010C	MC
Beryllium, Total	0.298	J	mg/kg	1.66	0.109	2	10/10/17 22:20	10/11/17 13:17	EPA 3050B	1,6010C	MC
Cadmium, Total	0.331	J	mg/kg	3.31	0.324	2	10/10/17 22:20	10/11/17 13:17	EPA 3050B	1,6010C	MC
Calcium, Total	8290		mg/kg	33.1	11.6	2	10/10/17 22:20	10/11/17 13:17	EPA 3050B	1,6010C	MC
Chromium, Total	10.7		mg/kg	3.31	0.318	2	10/10/17 22:20	10/11/17 13:17	EPA 3050B	1,6010C	MC
Cobalt, Total	2.62	J	mg/kg	6.62	0.550	2	10/10/17 22:20	10/11/17 13:17	EPA 3050B	1,6010C	MC
Copper, Total	6.39		mg/kg	3.31	0.854	2	10/10/17 22:20	10/11/17 13:17	EPA 3050B	1,6010C	MC
Iron, Total	9930		mg/kg	16.6	2.99	2	10/10/17 22:20	10/11/17 13:17	EPA 3050B	1,6010C	MC
Lead, Total	4.20	J	mg/kg	16.6	0.887	2	10/10/17 22:20	10/11/17 13:17	EPA 3050B	1,6010C	MC
Magnesium, Total	6970		mg/kg	33.1	5.10	2	10/10/17 22:20	10/11/17 13:17	EPA 3050B	1,6010C	MC
Manganese, Total	62.4		mg/kg	3.31	0.526	2	10/10/17 22:20	10/11/17 13:17	EPA 3050B	1,6010C	MC
Mercury, Total	ND		mg/kg	0.27	0.06	1	10/11/17 09:00	10/11/17 20:52	EPA 7471B	1,7471B	EA
Nickel, Total	7.88	J	mg/kg	8.28	0.801	2	10/10/17 22:20	10/11/17 13:17	EPA 3050B	1,6010C	MC
Potassium, Total	1330		mg/kg	828	47.7	2	10/10/17 22:20	10/11/17 13:17	EPA 3050B	1,6010C	MC
Selenium, Total	ND		mg/kg	6.62	0.854	2	10/10/17 22:20	10/11/17 13:17	EPA 3050B	1,6010C	MC
Silver, Total	ND		mg/kg	3.31	0.937	2	10/10/17 22:20	10/11/17 13:17	EPA 3050B	1,6010C	MC
Sodium, Total	7700		mg/kg	662	10.4	2	10/10/17 22:20	10/11/17 13:17	EPA 3050B	1,6010C	MC
Thallium, Total	ND		mg/kg	6.62	1.04	2	10/10/17 22:20	10/11/17 13:17	EPA 3050B	1,6010C	MC
Vanadium, Total	23.0		mg/kg	3.31	0.672	2	10/10/17 22:20	10/11/17 13:17	EPA 3050B	1,6010C	MC
Zinc, Total	14.4	J	mg/kg	16.6	0.970	2	10/10/17 22:20	10/11/17 13:17	EPA 3050B	1,6010C	MC

Project Name: 198 DOUGLASS ST.
Project Number: 0715.0028Y000
Lab Number: L1736355
Report Date: 10/19/17

SAMPLE RESULTS

Lab ID: L1736355-03
Client ID: SB-2 (6-7.5)
Sample Location: 198 DOUGLASS
Matrix: Soil
Percent Solids: 79%

Date Collected: 10/09/17 16:45
Date Received: 10/09/17
Field Prep: Not Specified

Parameter	Result	Qualifier	Units	RL	MDL	Dilution Factor	Date Prepared	Date Analyzed	Prep Method	Analytical Method	Analyst
Total Metals - Mansfield Lab											
Aluminum, Total	4090		mg/kg	9.70	2.62	2	10/10/17 22:20	10/11/17 13:21	EPA 3050B	1,6010C	MC
Antimony, Total	ND		mg/kg	4.85	0.368	2	10/10/17 22:20	10/11/17 13:21	EPA 3050B	1,6010C	MC
Arsenic, Total	7.59		mg/kg	0.970	0.202	2	10/10/17 22:20	10/11/17 13:21	EPA 3050B	1,6010C	MC
Barium, Total	27.1		mg/kg	0.970	0.169	2	10/10/17 22:20	10/11/17 13:21	EPA 3050B	1,6010C	MC
Beryllium, Total	0.262	J	mg/kg	0.485	0.032	2	10/10/17 22:20	10/11/17 13:21	EPA 3050B	1,6010C	MC
Cadmium, Total	7.92		mg/kg	0.970	0.095	2	10/10/17 22:20	10/11/17 13:21	EPA 3050B	1,6010C	MC
Calcium, Total	26200		mg/kg	9.70	3.39	2	10/10/17 22:20	10/11/17 13:21	EPA 3050B	1,6010C	MC
Chromium, Total	388		mg/kg	0.970	0.093	2	10/10/17 22:20	10/11/17 13:21	EPA 3050B	1,6010C	MC
Cobalt, Total	4.28		mg/kg	1.94	0.161	2	10/10/17 22:20	10/11/17 13:21	EPA 3050B	1,6010C	MC
Copper, Total	232		mg/kg	0.970	0.250	2	10/10/17 22:20	10/11/17 13:21	EPA 3050B	1,6010C	MC
Iron, Total	138000		mg/kg	48.5	8.76	20	10/10/17 22:20	10/11/17 14:34	EPA 3050B	1,6010C	AB
Lead, Total	107		mg/kg	4.85	0.260	2	10/10/17 22:20	10/11/17 13:21	EPA 3050B	1,6010C	MC
Magnesium, Total	12000		mg/kg	9.70	1.49	2	10/10/17 22:20	10/11/17 13:21	EPA 3050B	1,6010C	MC
Manganese, Total	204		mg/kg	0.970	0.154	2	10/10/17 22:20	10/11/17 13:21	EPA 3050B	1,6010C	MC
Mercury, Total	0.20		mg/kg	0.08	0.02	1	10/11/17 09:00	10/11/17 20:54	EPA 7471B	1,7471B	EA
Nickel, Total	18.4		mg/kg	2.42	0.235	2	10/10/17 22:20	10/11/17 13:21	EPA 3050B	1,6010C	MC
Potassium, Total	631		mg/kg	242	14.0	2	10/10/17 22:20	10/11/17 13:21	EPA 3050B	1,6010C	MC
Selenium, Total	ND		mg/kg	1.94	0.250	2	10/10/17 22:20	10/11/17 13:21	EPA 3050B	1,6010C	MC
Silver, Total	ND		mg/kg	0.970	0.274	2	10/10/17 22:20	10/11/17 13:21	EPA 3050B	1,6010C	MC
Sodium, Total	493		mg/kg	194	3.05	2	10/10/17 22:20	10/11/17 13:21	EPA 3050B	1,6010C	MC
Thallium, Total	0.747	J	mg/kg	1.94	0.305	2	10/10/17 22:20	10/11/17 13:21	EPA 3050B	1,6010C	MC
Vanadium, Total	27.7		mg/kg	0.970	0.197	2	10/10/17 22:20	10/11/17 13:21	EPA 3050B	1,6010C	MC
Zinc, Total	184		mg/kg	4.85	0.284	2	10/10/17 22:20	10/11/17 13:21	EPA 3050B	1,6010C	MC

Project Name: 198 DOUGLASS ST.
Project Number: 0715.0028Y000
Lab Number: L1736355
Report Date: 10/19/17

SAMPLE RESULTS

Lab ID: L1736355-04
Client ID: SB-2 (18-20)
Sample Location: 198 DOUGLASS
Matrix: Soil
Percent Solids: 55%

Date Collected: 10/09/17 17:00
Date Received: 10/09/17
Field Prep: Not Specified

Parameter	Result	Qualifier	Units	RL	MDL	Dilution Factor	Date Prepared	Date Analyzed	Prep Method	Analytical Method	Analyst
Total Metals - Mansfield Lab											
Aluminum, Total	12800		mg/kg	13.8	3.72	2	10/10/17 22:20	10/11/17 13:26	EPA 3050B	1,6010C	MC
Antimony, Total	ND		mg/kg	6.89	0.524	2	10/10/17 22:20	10/11/17 13:26	EPA 3050B	1,6010C	MC
Arsenic, Total	7.14		mg/kg	1.38	0.286	2	10/10/17 22:20	10/11/17 13:26	EPA 3050B	1,6010C	MC
Barium, Total	19.4		mg/kg	1.38	0.240	2	10/10/17 22:20	10/11/17 13:26	EPA 3050B	1,6010C	MC
Beryllium, Total	0.620	J	mg/kg	0.689	0.046	2	10/10/17 22:20	10/11/17 13:26	EPA 3050B	1,6010C	MC
Cadmium, Total	0.730	J	mg/kg	1.38	0.135	2	10/10/17 22:20	10/11/17 13:26	EPA 3050B	1,6010C	MC
Calcium, Total	1540		mg/kg	13.8	4.82	2	10/10/17 22:20	10/11/17 13:26	EPA 3050B	1,6010C	MC
Chromium, Total	24.4		mg/kg	1.38	0.132	2	10/10/17 22:20	10/11/17 13:26	EPA 3050B	1,6010C	MC
Cobalt, Total	8.50		mg/kg	2.76	0.229	2	10/10/17 22:20	10/11/17 13:26	EPA 3050B	1,6010C	MC
Copper, Total	12.2		mg/kg	1.38	0.355	2	10/10/17 22:20	10/11/17 13:26	EPA 3050B	1,6010C	MC
Iron, Total	24000		mg/kg	6.89	1.24	2	10/10/17 22:20	10/11/17 13:26	EPA 3050B	1,6010C	MC
Lead, Total	15.3		mg/kg	6.89	0.369	2	10/10/17 22:20	10/11/17 13:26	EPA 3050B	1,6010C	MC
Magnesium, Total	4420		mg/kg	13.8	2.12	2	10/10/17 22:20	10/11/17 13:26	EPA 3050B	1,6010C	MC
Manganese, Total	211		mg/kg	1.38	0.219	2	10/10/17 22:20	10/11/17 13:26	EPA 3050B	1,6010C	MC
Mercury, Total	0.04	J	mg/kg	0.11	0.02	1	10/11/17 09:00	10/11/17 20:56	EPA 7471B	1,7471B	EA
Nickel, Total	23.6		mg/kg	3.44	0.333	2	10/10/17 22:20	10/11/17 13:26	EPA 3050B	1,6010C	MC
Potassium, Total	2310		mg/kg	344	19.8	2	10/10/17 22:20	10/11/17 13:26	EPA 3050B	1,6010C	MC
Selenium, Total	ND		mg/kg	2.76	0.355	2	10/10/17 22:20	10/11/17 13:26	EPA 3050B	1,6010C	MC
Silver, Total	ND		mg/kg	1.38	0.390	2	10/10/17 22:20	10/11/17 13:26	EPA 3050B	1,6010C	MC
Sodium, Total	2190		mg/kg	276	4.34	2	10/10/17 22:20	10/11/17 13:26	EPA 3050B	1,6010C	MC
Thallium, Total	ND		mg/kg	2.76	0.434	2	10/10/17 22:20	10/11/17 13:26	EPA 3050B	1,6010C	MC
Vanadium, Total	35.0		mg/kg	1.38	0.280	2	10/10/17 22:20	10/11/17 13:26	EPA 3050B	1,6010C	MC
Zinc, Total	55.9		mg/kg	6.89	0.404	2	10/10/17 22:20	10/11/17 13:26	EPA 3050B	1,6010C	MC

Project Name: 198 DOUGLASS ST.
Project Number: 0715.0028Y000
Lab Number: L1736355
Report Date: 10/19/17

SAMPLE RESULTS

Lab ID: L1736355-05
Client ID: SB-3 (18-20)
Sample Location: 198 DOUGLASS
Matrix: Soil
Percent Solids: 32%

Date Collected: 10/09/17 18:00
Date Received: 10/09/17
Field Prep: Not Specified

Parameter	Result	Qualifier	Units	RL	MDL	Dilution Factor	Date Prepared	Date Analyzed	Prep Method	Analytical Method	Analyst
Total Metals - Mansfield Lab											
Aluminum, Total	15000		mg/kg	24.8	6.71	2	10/10/17 22:20	10/11/17 13:30	EPA 3050B	1,6010C	MC
Antimony, Total	ND		mg/kg	12.4	0.944	2	10/10/17 22:20	10/11/17 13:30	EPA 3050B	1,6010C	MC
Arsenic, Total	8.17		mg/kg	2.48	0.517	2	10/10/17 22:20	10/11/17 13:30	EPA 3050B	1,6010C	MC
Barium, Total	23.5		mg/kg	2.48	0.432	2	10/10/17 22:20	10/11/17 13:30	EPA 3050B	1,6010C	MC
Beryllium, Total	0.770	J	mg/kg	1.24	0.082	2	10/10/17 22:20	10/11/17 13:30	EPA 3050B	1,6010C	MC
Cadmium, Total	0.919	J	mg/kg	2.48	0.243	2	10/10/17 22:20	10/11/17 13:30	EPA 3050B	1,6010C	MC
Calcium, Total	3370		mg/kg	24.8	8.70	2	10/10/17 22:20	10/11/17 13:30	EPA 3050B	1,6010C	MC
Chromium, Total	19.1		mg/kg	2.48	0.238	2	10/10/17 22:20	10/11/17 13:30	EPA 3050B	1,6010C	MC
Cobalt, Total	9.14		mg/kg	4.97	0.412	2	10/10/17 22:20	10/11/17 13:30	EPA 3050B	1,6010C	MC
Copper, Total	10.5		mg/kg	2.48	0.641	2	10/10/17 22:20	10/11/17 13:30	EPA 3050B	1,6010C	MC
Iron, Total	28900		mg/kg	12.4	2.24	2	10/10/17 22:20	10/11/17 13:30	EPA 3050B	1,6010C	MC
Lead, Total	38.6		mg/kg	12.4	0.666	2	10/10/17 22:20	10/11/17 13:30	EPA 3050B	1,6010C	MC
Magnesium, Total	3920		mg/kg	24.8	3.83	2	10/10/17 22:20	10/11/17 13:30	EPA 3050B	1,6010C	MC
Manganese, Total	101		mg/kg	2.48	0.395	2	10/10/17 22:20	10/11/17 13:30	EPA 3050B	1,6010C	MC
Mercury, Total	ND		mg/kg	0.19	0.04	1	10/11/17 09:00	10/11/17 20:57	EPA 7471B	1,7471B	EA
Nickel, Total	30.7		mg/kg	6.21	0.601	2	10/10/17 22:20	10/11/17 13:30	EPA 3050B	1,6010C	MC
Potassium, Total	2070		mg/kg	621	35.8	2	10/10/17 22:20	10/11/17 13:30	EPA 3050B	1,6010C	MC
Selenium, Total	ND		mg/kg	4.97	0.641	2	10/10/17 22:20	10/11/17 13:30	EPA 3050B	1,6010C	MC
Silver, Total	ND		mg/kg	2.48	0.703	2	10/10/17 22:20	10/11/17 13:30	EPA 3050B	1,6010C	MC
Sodium, Total	3430		mg/kg	497	7.83	2	10/10/17 22:20	10/11/17 13:30	EPA 3050B	1,6010C	MC
Thallium, Total	ND		mg/kg	4.97	0.783	2	10/10/17 22:20	10/11/17 13:30	EPA 3050B	1,6010C	MC
Vanadium, Total	37.9		mg/kg	2.48	0.504	2	10/10/17 22:20	10/11/17 13:30	EPA 3050B	1,6010C	MC
Zinc, Total	73.8		mg/kg	12.4	0.728	2	10/10/17 22:20	10/11/17 13:30	EPA 3050B	1,6010C	MC

Project Name: 198 DOUGLASS ST.
Project Number: 0715.0028Y000
Lab Number: L1736355
Report Date: 10/19/17

Method Blank Analysis
Batch Quality Control

Parameter	Result	Qualifier	Units	RL	MDL	Dilution Factor	Date Prepared	Date Analyzed	Analytical Method	Analyst
Total Metals - Mansfield Lab for sample(s): 01-05 Batch: WG1050928-1										
Aluminum, Total	ND		mg/kg	4.00	1.08	1	10/10/17 22:20	10/11/17 11:04	1,6010C	MC
Antimony, Total	ND		mg/kg	2.00	0.152	1	10/10/17 22:20	10/11/17 11:04	1,6010C	MC
Arsenic, Total	0.148	J	mg/kg	0.400	0.083	1	10/10/17 22:20	10/11/17 11:04	1,6010C	MC
Barium, Total	ND		mg/kg	0.400	0.070	1	10/10/17 22:20	10/11/17 11:04	1,6010C	MC
Beryllium, Total	ND		mg/kg	0.200	0.013	1	10/10/17 22:20	10/11/17 11:04	1,6010C	MC
Cadmium, Total	ND		mg/kg	0.400	0.039	1	10/10/17 22:20	10/11/17 11:04	1,6010C	MC
Calcium, Total	1.84	J	mg/kg	4.00	1.40	1	10/10/17 22:20	10/11/17 11:04	1,6010C	MC
Chromium, Total	ND		mg/kg	0.400	0.038	1	10/10/17 22:20	10/11/17 11:04	1,6010C	MC
Cobalt, Total	ND		mg/kg	0.800	0.066	1	10/10/17 22:20	10/11/17 11:04	1,6010C	MC
Copper, Total	ND		mg/kg	0.400	0.103	1	10/10/17 22:20	10/11/17 11:04	1,6010C	MC
Iron, Total	ND		mg/kg	2.00	0.361	1	10/10/17 22:20	10/11/17 11:04	1,6010C	MC
Lead, Total	ND		mg/kg	2.00	0.107	1	10/10/17 22:20	10/11/17 11:04	1,6010C	MC
Magnesium, Total	ND		mg/kg	4.00	0.616	1	10/10/17 22:20	10/11/17 11:04	1,6010C	MC
Manganese, Total	ND		mg/kg	0.400	0.064	1	10/10/17 22:20	10/11/17 11:04	1,6010C	MC
Nickel, Total	ND		mg/kg	1.00	0.097	1	10/10/17 22:20	10/11/17 11:04	1,6010C	MC
Potassium, Total	ND		mg/kg	100	5.76	1	10/10/17 22:20	10/11/17 11:04	1,6010C	MC
Selenium, Total	ND		mg/kg	0.800	0.103	1	10/10/17 22:20	10/11/17 11:04	1,6010C	MC
Silver, Total	ND		mg/kg	0.400	0.113	1	10/10/17 22:20	10/11/17 11:04	1,6010C	MC
Sodium, Total	ND		mg/kg	80.0	1.26	1	10/10/17 22:20	10/11/17 11:04	1,6010C	MC
Thallium, Total	ND		mg/kg	0.800	0.126	1	10/10/17 22:20	10/11/17 11:04	1,6010C	MC
Vanadium, Total	ND		mg/kg	0.400	0.081	1	10/10/17 22:20	10/11/17 11:04	1,6010C	MC
Zinc, Total	ND		mg/kg	2.00	0.117	1	10/10/17 22:20	10/11/17 11:04	1,6010C	MC

Prep Information

Digestion Method: EPA 3050B

Parameter	Result	Qualifier	Units	RL	MDL	Dilution Factor	Date Prepared	Date Analyzed	Analytical Method	Analyst
Total Metals - Mansfield Lab for sample(s): 01-05 Batch: WG1051021-1										
Mercury, Total	ND		mg/kg	0.08	0.02	1	10/11/17 09:00	10/11/17 20:07	1,7471B	EA

Project Name: 198 DOUGLASS ST.
Project Number: 0715.0028Y000

Lab Number: L1736355
Report Date: 10/19/17

Method Blank Analysis
Batch Quality Control

Prep Information

Digestion Method: EPA 7471B

Lab Control Sample Analysis
Batch Quality Control

Project Name: 198 DOUGLASS ST.
Project Number: 0715.0028Y000

Lab Number: L1736355
Report Date: 10/19/17

Parameter	LCS %Recovery	Qual	LCSD %Recovery	Qual	%Recovery Limits	RPD	Qual	RPD Limits
Total Metals - Mansfield Lab Associated sample(s): 01-05 Batch: WG1050928-2 SRM Lot Number: D093-540								
Aluminum, Total	82		-		55-146	-		
Antimony, Total	161		-		2-204	-		
Arsenic, Total	102		-		70-130	-		
Barium, Total	96		-		83-117	-		
Beryllium, Total	96		-		83-117	-		
Cadmium, Total	90		-		83-117	-		
Calcium, Total	89		-		83-117	-		
Chromium, Total	92		-		80-120	-		
Cobalt, Total	93		-		84-116	-		
Copper, Total	91		-		82-118	-		
Iron, Total	101		-		47-153	-		
Lead, Total	91		-		82-117	-		
Magnesium, Total	88		-		77-124	-		
Manganese, Total	102		-		81-119	-		
Nickel, Total	91		-		83-117	-		
Potassium, Total	90		-		71-129	-		
Selenium, Total	93		-		78-122	-		
Silver, Total	94		-		76-124	-		
Sodium, Total	92		-		72-128	-		
Thallium, Total	94		-		79-121	-		
Vanadium, Total	96		-		78-122	-		

Lab Control Sample Analysis
Batch Quality Control

Project Name: 198 DOUGLASS ST.
Project Number: 0715.0028Y000

Lab Number: L1736355
Report Date: 10/19/17

Parameter	LCS %Recovery	LCSD %Recovery	%Recovery Limits	RPD	RPD Limits
Total Metals - Mansfield Lab Associated sample(s): 01-05 Batch: WG1050928-2 SRM Lot Number: D093-540					
Zinc, Total	92	-	83-117	-	
Total Metals - Mansfield Lab Associated sample(s): 01-05 Batch: WG1051021-2 SRM Lot Number: D093-540					
Mercury, Total	96	-	72-128	-	

Matrix Spike Analysis
Batch Quality Control

Project Name: 198 DOUGLASS ST.
Project Number: 0715.0028Y000

Lab Number: L1736355
Report Date: 10/19/17

Parameter	Native Sample	MS Added	MS Found	MS %Recovery	Qual	MSD Found	MSD %Recovery	Qual	Recovery Limits	RPD	Qual	RPD Limits
Total Metals - Mansfield Lab Associated sample(s): 01-05 QC Batch ID: WG1050928-3 QC Sample: L1733213-05 Client ID: MS Sample												
Aluminum, Total	5360	170	6120	**447**	Q	-	-		75-125	-		20
Antimony, Total	ND	42.5	36.7	86		-	-		75-125	-		20
Arsenic, Total	2.58	10.2	12.2	94		-	-		75-125	-		20
Barium, Total	39.8	170	188	87		-	-		75-125	-		20
Beryllium, Total	0.233J	4.25	4.28	101		-	-		75-125	-		20
Cadmium, Total	0.450J	4.33	4.37	101		-	-		75-125	-		20
Calcium, Total	7710	850	6500	**0**	Q	-	-		75-125	-		20
Chromium, Total	6.55	17	23.9	102		-	-		75-125	-		20
Cobalt, Total	2.49	42.5	38.0	84		-	-		75-125	-		20
Copper, Total	16.6	21.2	33.7	80		-	-		75-125	-		20
Iron, Total	9440	85	11500	**2420**	Q	-	-		75-125	-		20
Lead, Total	69.3	43.3	88.5	**44**	Q	-	-		75-125	-		20
Magnesium, Total	1520	850	2380	101		-	-		75-125	-		20
Manganese, Total	118.	42.5	202	**198**	Q	-	-		75-125	-		20
Nickel, Total	5.61	42.5	42.3	86		-	-		75-125	-		20
Potassium, Total	386.	850	1190	95		-	-		75-125	-		20
Selenium, Total	ND	10.2	8.80	86		-	-		75-125	-		20
Silver, Total	ND	25.5	22.5	88		-	-		75-125	-		20
Sodium, Total	150.J	850	929	109		-	-		75-125	-		20
Thallium, Total	ND	10.2	8.20	80		-	-		75-125	-		20
Vanadium, Total	11.2	42.5	50.4	92		-	-		75-125	-		20

Matrix Spike Analysis
Batch Quality Control

Project Name: 198 DOUGLASS ST.
Project Number: 0715.0028Y000

Lab Number: L1736355
Report Date: 10/19/17

Parameter	Native Sample	MS Added	MS Found	MS %Recovery		MSD Found	MSD %Recovery	Recovery Limits	RPD	RPD Limits
Total Metals - Mansfield Lab Associated sample(s): 01-05 QC Batch ID: WG1050928-3 QC Sample: L1733213-05 Client ID: MS Sample										
Zinc, Total	176.	42.5	240	**151**	Q	-	-	75-125	-	20
Total Metals - Mansfield Lab Associated sample(s): 01-05 QC Batch ID: WG1051021-3 QC Sample: L1736435-01 Client ID: MS Sample										
Mercury, Total	0.91	0.162	1.1	117		-	-	80-120	-	20

Lab Duplicate Analysis
Batch Quality Control

Project Name: 198 DOUGLASS ST.
Project Number: 0715.0028Y000

Lab Number: L1736355
Report Date: 10/19/17

Parameter	Native Sample	Duplicate Sample	Units	RPD	Qual	RPD Limits
Total Metals - Mansfield Lab Associated sample(s): 01-05 QC Batch ID: WG1050928-4 QC Sample: L1733213-05 Client ID: DUP Sample						
Aluminum, Total	5360	5230	mg/kg	2		20
Antimony, Total	ND	ND	mg/kg	NC		20
Arsenic, Total	2.58	2.58	mg/kg	0		20
Barium, Total	39.8	65.9	mg/kg	**49**	Q	20
Beryllium, Total	0.233J	0.246J	mg/kg	NC		20
Cadmium, Total	0.450J	0.458J	mg/kg	NC		20
Calcium, Total	7710	6270	mg/kg	**21**	Q	20
Chromium, Total	6.55	8.00	mg/kg	20		20
Cobalt, Total	2.49	2.43	mg/kg	2		20
Copper, Total	16.6	15.6	mg/kg	6		20
Iron, Total	9440	8880	mg/kg	6		20
Lead, Total	69.3	112	mg/kg	**47**	Q	20
Magnesium, Total	1520	1390	mg/kg	9		20
Manganese, Total	118.	116	mg/kg	2		20
Nickel, Total	5.61	5.43	mg/kg	3		20
Potassium, Total	386.	396	mg/kg	3		20
Selenium, Total	ND	ND	mg/kg	NC		20
Silver, Total	ND	ND	mg/kg	NC		20
Sodium, Total	150.J	138J	mg/kg	NC		20

Lab Duplicate Analysis
Batch Quality Control

Project Name: 198 DOUGLASS ST.
Project Number: 0715.0028Y000

Lab Number: L1736355
Report Date: 10/19/17

Parameter	Native Sample	Duplicate Sample	Units	RPD	RPD Limits
Total Metals - Mansfield Lab Associated sample(s): 01-05 QC Batch ID: WG1050928-4 QC Sample: L1733213-05 Client ID: DUP Sample					
Thallium, Total	ND	ND	mg/kg	NC	20
Vanadium, Total	11.2	11.7	mg/kg	4	20
Zinc, Total	176.	212	mg/kg	19	20
Total Metals - Mansfield Lab Associated sample(s): 01-05 QC Batch ID: WG1051021-4 QC Sample: L1736435-01 Client ID: DUP Sample					
Mercury, Total	0.91	0.83	mg/kg	9	20

INORGANICS
&
MISCELLANEOUS

Project Name: 198 DOUGLASS ST.
Project Number: 0715.0028Y000

Lab Number: L1736355
Report Date: 10/19/17

SAMPLE RESULTS

Lab ID: L1736355-01
Client ID: SB-1 (7.5-9)
Sample Location: 198 DOUGLASS
Matrix: Soil

Date Collected: 10/09/17 15:40
Date Received: 10/09/17
Field Prep: Not Specified

Parameter	Result	Qualifier	Units	RL	MDL	Dilution Factor	Date Prepared	Date Analyzed	Analytical Method	Analyst
General Chemistry - Westborough Lab										
Solids, Total	67.7		%	0.100	NA	1	-	10/13/17 01:37	121,2540G	SB
Cyanide, Total	1.6		mg/kg	1.4	0.30	1	10/10/17 12:30	10/10/17 17:00	1,9010C/9012B	LH

Project Name: 198 DOUGLASS ST.
Project Number: 0715.0028Y000

Lab Number: L1736355
Report Date: 10/19/17

SAMPLE RESULTS

Lab ID: L1736355-02
Client ID: SB-1 (18-20)
Sample Location: 198 DOUGLASS
Matrix: Soil

Date Collected: 10/09/17 15:45
Date Received: 10/09/17
Field Prep: Not Specified

Parameter	Result	Qualifier	Units	RL	MDL	Dilution Factor	Date Prepared	Date Analyzed	Analytical Method	Analyst
General Chemistry - Westborough Lab										
Solids, Total	23.5		%	0.100	NA	1	-	10/13/17 01:37	121,2540G	SB
Cyanide, Total	ND		mg/kg	4.2	0.90	1	10/10/17 12:30	10/10/17 16:35	1,9010C/9012B	LH

Project Name: 198 DOUGLASS ST.
Project Number: 0715.0028Y000

Lab Number: L1736355
Report Date: 10/19/17

SAMPLE RESULTS

Lab ID: L1736355-03
Client ID: SB-2 (6-7.5)
Sample Location: 198 DOUGLASS
Matrix: Soil

Date Collected: 10/09/17 16:45
Date Received: 10/09/17
Field Prep: Not Specified

Parameter	Result	Qualifier	Units	RL	MDL	Dilution Factor	Date Prepared	Date Analyzed	Analytical Method	Analyst
General Chemistry - Westborough Lab										
Solids, Total	78.6		%	0.100	NA	1	-	10/13/17 01:37	121,2540G	SB
Cyanide, Total	0.61	J	mg/kg	1.2	0.25	1	10/10/17 12:30	10/10/17 17:01	1,9010C/9012B	LH

Project Name: 198 DOUGLASS ST.
Project Number: 0715.0028Y000

Lab Number: L1736355
Report Date: 10/19/17

SAMPLE RESULTS

Lab ID: L1736355-04
Client ID: SB-2 (18-20)
Sample Location: 198 DOUGLASS
Matrix: Soil

Date Collected: 10/09/17 17:00
Date Received: 10/09/17
Field Prep: Not Specified

Parameter	Result	Qualifier	Units	RL	MDL	Dilution Factor	Date Prepared	Date Analyzed	Analytical Method	Analyst
General Chemistry - Westborough Lab										
Solids, Total	55.2		%	0.100	NA	1	-	10/13/17 01:37	121,2540G	SB
Cyanide, Total	ND		mg/kg	1.7	0.36	1	10/10/17 12:30	10/10/17 16:37	1,9010C/9012B	LH

Project Name: 198 DOUGLASS ST.
Project Number: 0715.0028Y000

Lab Number: L1736355
Report Date: 10/19/17

SAMPLE RESULTS

Lab ID: L1736355-05
Client ID: SB-3 (18-20)
Sample Location: 198 DOUGLASS
Matrix: Soil

Date Collected: 10/09/17 18:00
Date Received: 10/09/17
Field Prep: Not Specified

Parameter	Result	Qualifier	Units	RL	MDL	Dilution Factor	Date Prepared	Date Analyzed	Analytical Method	Analyst
General Chemistry - Westborough Lab										
Solids, Total	32.2		%	0.100	NA	1	-	10/13/17 01:37	121,2540G	SB
Cyanide, Total	ND		mg/kg	3.0	0.64	1	10/10/17 12:30	10/10/17 16:38	1,9010C/9012B	LH

Project Name: 198 DOUGLASS ST.
Project Number: 0715.0028Y000
Lab Number: L1736355
Report Date: 10/19/17

Method Blank Analysis
Batch Quality Control

Parameter	Result	Qualifier	Units	RL	MDL	Dilution Factor	Date Prepared	Date Analyzed	Analytical Method	Analyst
General Chemistry - Westborough Lab for sample(s): 01-05 Batch: WG1050697-1										
Cyanide, Total	ND		mg/kg	0.91	0.19	1	10/10/17 12:30	10/10/17 16:20	1,9010C/9012B	LH

Lab Control Sample Analysis
Batch Quality Control

Project Name: 198 DOUGLASS ST.
Project Number: 0715.0028Y000

Lab Number: L1736355
Report Date: 10/19/17

Parameter	LCS %Recovery	Qual	LCSD %Recovery	Qual	%Recovery Limits	RPD	Qual	RPD Limits
General Chemistry - Westborough Lab Associated sample(s): 01-05 Batch: WG1050697-2 WG1050697-3								
Cyanide, Total	**129**	Q	118		80-120	8		35

Matrix Spike Analysis
Batch Quality Control

Project Name: 198 DOUGLASS ST.
Project Number: 0715.0028Y000

Lab Number: L1736355
Report Date: 10/19/17

Parameter	Native Sample	MS Added	MS Found	MS %Recovery	Qual	MSD Found	MSD %Recovery	Qual	Recovery Limits	RPD	Qual	RPD Limits
General Chemistry - Westborough Lab Associated sample(s): 01-05 QC Batch ID: WG1050697-4 WG1050697-5 QC Sample: L1736355-01 Client ID: SB-1 (7.5-9)												
Cyanide, Total	1.6	15	14	84		14	85		75-125	0		35

Lab Duplicate Analysis
Batch Quality Control

Project Name: 198 DOUGLASS ST.
Project Number: 0715.0028Y000

Lab Number: L1736355
Report Date: 10/19/17

Parameter	Native Sample	Duplicate Sample	Units	RPD	Qual	RPD Limits
General Chemistry - Westborough Lab Associated sample(s): 01-05 QC Batch ID: WG1051898-1 QC Sample: L1736355-01 Client ID: SB-1 (7.5-9)						
Solids, Total	67.7	68.4	%	1		20

Project Name: 198 DOUGLASS ST.
Project Number: 0715.0028Y000

Lab Number: L1736355
Report Date: 10/19/17

Sample Receipt and Container Information

Were project specific reporting limits specified? YES

Cooler Information

Cooler	Custody Seal
A	Absent

Container Information

Container ID	Container Type	Cooler	Initial pH	Final pH	Temp deg C	Pres	Seal	Frozen Date/Time	Analysis(*)
L1736355-01A	5 gram Encore Sampler	A	NA		3.2	Y	Absent		NYTCL-8260HLW(14)
L1736355-01B	5 gram Encore Sampler	A	NA		3.2	Y	Absent		NYTCL-8260HLW(14)
L1736355-01C	5 gram Encore Sampler	A	NA		3.2	Y	Absent		NYTCL-8260HLW(14)
L1736355-01D	Plastic 2oz unpreserved for TS	A	NA		3.2	Y	Absent		TS(7)
L1736355-01E	Glass 60mL/2oz unpreserved	A	NA		3.2	Y	Absent		BE-TI(180),AS-TI(180),BA-TI(180),AG-TI(180),AL-TI(180),CR-TI(180),NI-TI(180),TL-TI(180),CU-TI(180),PB-TI(180),SB-TI(180),SE-TI(180),ZN-TI(180),CO-TI(180),V-TI(180),FE-TI(180),HG-T(28),MG-TI(180),MN-TI(180),CA-TI(180),CD-TI(180),K-TI(180),NA-TI(180)
L1736355-01F	Glass 250ml/8oz unpreserved	A	NA		3.2	Y	Absent		NYTCL-8270(14),TCN-9010(14),TPH-DRO(14),NYTCL-8082(14)
L1736355-01G	Vial Large Septa unpreserved (4oz)	A	NA		3.2	Y	Absent		TPH-GRO(14)
L1736355-01G9	Vial MeOH preserved split	A	NA		3.2	Y	Absent		TPH-GRO(14)
L1736355-01X	Vial MeOH preserved split	A	NA		3.2	Y	Absent		NYTCL-8260HLW(14)
L1736355-01Y	Vial Water preserved split	A	NA		3.2	Y	Absent	10-OCT-17 12:24	NYTCL-8260HLW(14)
L1736355-01Z	Vial Water preserved split	A	NA		3.2	Y	Absent	10-OCT-17 12:24	NYTCL-8260HLW(14)
L1736355-02A	5 gram Encore Sampler	A	NA		3.2	Y	Absent		NYTCL-8260HLW(14)
L1736355-02B	5 gram Encore Sampler	A	NA		3.2	Y	Absent		NYTCL-8260HLW(14)
L1736355-02C	5 gram Encore Sampler	A	NA		3.2	Y	Absent		NYTCL-8260HLW(14)
L1736355-02D	Plastic 2oz unpreserved for TS	A	NA		3.2	Y	Absent		TS(7)
L1736355-02E	Metals Only-Glass 60mL/2oz unpreserved	A	NA		3.2	Y	Absent		BE-TI(180),AS-TI(180),BA-TI(180),AG-TI(180),AL-TI(180),CR-TI(180),NI-TI(180),TL-TI(180),CU-TI(180),PB-TI(180),SB-TI(180),SE-TI(180),ZN-TI(180),CO-TI(180),V-TI(180),FE-TI(180),HG-T(28),MG-TI(180),MN-TI(180),CA-TI(180),CD-TI(180),K-TI(180),NA-TI(180)
L1736355-02F	Glass 250ml/8oz unpreserved	A	NA		3.2	Y	Absent		NYTCL-8270(14),TCN-9010(14),TPH-DRO(14),NYTCL-8082(14)

*Values in parentheses indicate holding time in days

Project Name: 198 DOUGLASS ST.
Project Number: 0715.0028Y000

Lab Number: L1736355
Report Date: 10/19/17

Container Information

Container ID	Container Type	Cooler	Initial pH	Final pH	Temp deg C	Pres	Seal	Frozen Date/Time	Analysis(*)
L1736355-02G	Vial Large Septa unpreserved (4oz)	A	NA		3.2	Y	Absent		TPH-GRO(14)
L1736355-02G9	Vial MeOH preserved split	A	NA		3.2	Y	Absent		TPH-GRO(14)
L1736355-02X	Vial MeOH preserved split	A	NA		3.2	Y	Absent		NYTCL-8260HLW(14)
L1736355-02Y	Vial Water preserved split	A	NA		3.2	Y	Absent	10-OCT-17 12:24	NYTCL-8260HLW(14)
L1736355-02Z	Vial Water preserved split	A	NA		3.2	Y	Absent	10-OCT-17 12:24	NYTCL-8260HLW(14)
L1736355-03A	5 gram Encore Sampler	A	NA		3.2	Y	Absent		NYTCL-8260HLW(14)
L1736355-03B	5 gram Encore Sampler	A	NA		3.2	Y	Absent		NYTCL-8260HLW(14)
L1736355-03C	5 gram Encore Sampler	A	NA		3.2	Y	Absent		NYTCL-8260HLW(14)
L1736355-03D	Plastic 2oz unpreserved for TS	A	NA		3.2	Y	Absent		TS(7)
L1736355-03E	Metals Only-Glass 60mL/2oz unpreserved	A	NA		3.2	Y	Absent		BE-TI(180),AS-TI(180),BA-TI(180),AG-TI(180),AL-TI(180),CR-TI(180),NI-TI(180),TL-TI(180),CU-TI(180),PB-TI(180),SB-TI(180),SE-TI(180),ZN-TI(180),CO-TI(180),V-TI(180),FE-TI(180),HG-T(28),MG-TI(180),MN-TI(180),CA-TI(180),CD-TI(180),K-TI(180),NA-TI(180)
L1736355-03F	Glass 250ml/8oz unpreserved	A	NA		3.2	Y	Absent		NYTCL-8270(14),TCN-9010(14),TPH-DRO(14),NYTCL-8082(14)
L1736355-03G	Vial Large Septa unpreserved (4oz)	A	NA		3.2	Y	Absent		TPH-GRO(14)
L1736355-03G9	Vial MeOH preserved split	A	NA		3.2	Y	Absent		TPH-GRO(14)
L1736355-03X	Vial MeOH preserved split	A	NA		3.2	Y	Absent		NYTCL-8260HLW(14)
L1736355-03Y	Vial Water preserved split	A	NA		3.2	Y	Absent	10-OCT-17 12:24	NYTCL-8260HLW(14)
L1736355-03Z	Vial Water preserved split	A	NA		3.2	Y	Absent	10-OCT-17 12:24	NYTCL-8260HLW(14)
L1736355-04A	5 gram Encore Sampler	A	NA		3.2	Y	Absent		NYTCL-8260HLW(14)
L1736355-04B	5 gram Encore Sampler	A	NA		3.2	Y	Absent		NYTCL-8260HLW(14)
L1736355-04C	5 gram Encore Sampler	A	NA		3.2	Y	Absent		NYTCL-8260HLW(14)
L1736355-04D	Plastic 2oz unpreserved for TS	A	NA		3.2	Y	Absent		TS(7)
L1736355-04E	Metals Only-Glass 60mL/2oz unpreserved	A	NA		3.2	Y	Absent		BE-TI(180),AS-TI(180),BA-TI(180),AG-TI(180),AL-TI(180),CR-TI(180),NI-TI(180),TL-TI(180),CU-TI(180),PB-TI(180),SB-TI(180),SE-TI(180),ZN-TI(180),CO-TI(180),V-TI(180),FE-TI(180),HG-T(28),MG-TI(180),MN-TI(180),CA-TI(180),CD-TI(180),K-TI(180),NA-TI(180)
L1736355-04F	Glass 250ml/8oz unpreserved	A	NA		3.2	Y	Absent		NYTCL-8270(14),TCN-9010(14),TPH-DRO(14),NYTCL-8082(14)
L1736355-04G	Vial Large Septa unpreserved (4oz)	A	NA		3.2	Y	Absent		TPH-GRO(14)

*Values in parentheses indicate holding time in days

Project Name: 198 DOUGLASS ST.
Project Number: 0715.0028Y000

Lab Number: L1736355
Report Date: 10/19/17

Container Information

Container ID	Container Type	Cooler	Initial pH	Final pH	Temp deg C	Pres	Seal	Frozen Date/Time	Analysis(*)
L1736355-04G9	Vial MeOH preserved split	A	NA		3.2	Y	Absent		TPH-GRO(14)
L1736355-04X	Vial MeOH preserved split	A	NA		3.2	Y	Absent		NYTCL-8260HLW(14)
L1736355-04Y	Vial Water preserved split	A	NA		3.2	Y	Absent	10-OCT-17 12:24	NYTCL-8260HLW(14)
L1736355-04Z	Vial Water preserved split	A	NA		3.2	Y	Absent	10-OCT-17 12:24	NYTCL-8260HLW(14)
L1736355-05A	5 gram Encore Sampler	A	NA		3.2	Y	Absent		NYTCL-8260HLW(14)
L1736355-05B	5 gram Encore Sampler	A	NA		3.2	Y	Absent		NYTCL-8260HLW(14)
L1736355-05C	5 gram Encore Sampler	A	NA		3.2	Y	Absent		NYTCL-8260HLW(14)
L1736355-05D	Plastic 2oz unpreserved for TS	A	NA		3.2	Y	Absent		TS(7)
L1736355-05E	Metals Only-Glass 60mL/2oz unpreserved	A	NA		3.2	Y	Absent		BE-TI(180),AS-TI(180),BA-TI(180),AG-TI(180),AL-TI(180),CR-TI(180),NI-TI(180),TL-TI(180),CU-TI(180),PB-TI(180),SB-TI(180),SE-TI(180),ZN-TI(180),CO-TI(180),V-TI(180),FE-TI(180),HG-T(28),MG-TI(180),MN-TI(180),CA-TI(180),CD-TI(180),K-TI(180),NA-TI(180)
L1736355-05F	Glass 250ml/8oz unpreserved	A	NA		3.2	Y	Absent		NYTCL-8270(14),TCN-9010(14),TPH-DRO(14),NYTCL-8082(14)
L1736355-05G	Vial Large Septa unpreserved (4oz)	A	NA		3.2	Y	Absent		TPH-GRO(14)
L1736355-05G9	Vial MeOH preserved split	A	NA		3.2	Y	Absent		TPH-GRO(14)
L1736355-05X	Vial MeOH preserved split	A	NA		3.2	Y	Absent		NYTCL-8260HLW(14)
L1736355-05Y	Vial Water preserved split	A	NA		3.2	Y	Absent	10-OCT-17 12:24	NYTCL-8260HLW(14)
L1736355-05Z	Vial Water preserved split	A	NA		3.2	Y	Absent	10-OCT-17 12:24	NYTCL-8260HLW(14)

*Values in parentheses indicate holding time in days

Project Name:	198 DOUGLASS ST.	**Lab Number:**	L1736355
Project Number:	0715.0028Y000	**Report Date:**	10/19/17

GLOSSARY

Acronyms

EDL	- Estimated Detection Limit: This value represents the level to which target analyte concentrations are reported as estimated values, when those target analyte concentrations are quantified below the reporting limit (RL). The EDL includes any adjustments from dilutions, concentrations or moisture content, where applicable. The use of EDLs is specific to the analysis of PAHs using Solid-Phase Microextraction (SPME).
EPA	- Environmental Protection Agency.
LCS	- Laboratory Control Sample: A sample matrix, free from the analytes of interest, spiked with verified known amounts of analytes or a material containing known and verified amounts of analytes.
LCSD	- Laboratory Control Sample Duplicate: Refer to LCS.
LFB	- Laboratory Fortified Blank: A sample matrix, free from the analytes of interest, spiked with verified known amounts of analytes or a material containing known and verified amounts of analytes.
MDL	- Method Detection Limit: This value represents the level to which target analyte concentrations are reported as estimated values, when those target analyte concentrations are quantified below the reporting limit (RL). The MDL includes any adjustments from dilutions, concentrations or moisture content, where applicable.
MS	- Matrix Spike Sample: A sample prepared by adding a known mass of target analyte to a specified amount of matrix sample for which an independent estimate of target analyte concentration is available.
MSD	- Matrix Spike Sample Duplicate: Refer to MS.
NA	- Not Applicable.
NC	- Not Calculated: Term is utilized when one or more of the results utilized in the calculation are non-detect at the parameter's reporting unit.
NDPA/DPA	- N-Nitrosodiphenylamine/Diphenylamine.
NI	- Not Ignitable.
NP	- Non-Plastic: Term is utilized for the analysis of Atterberg Limits in soil.
RL	- Reporting Limit: The value at which an instrument can accurately measure an analyte at a specific concentration. The RL includes any adjustments from dilutions, concentrations or moisture content, where applicable.
RPD	- Relative Percent Difference: The results from matrix and/or matrix spike duplicates are primarily designed to assess the precision of analytical results in a given matrix and are expressed as relative percent difference (RPD). Values which are less than five times the reporting limit for any individual parameter are evaluated by utilizing the absolute difference between the values; although the RPD value will be provided in the report.
SRM	- Standard Reference Material: A reference sample of a known or certified value that is of the same or similar matrix as the associated field samples.
STLP	- Semi-dynamic Tank Leaching Procedure per EPA Method 1315.
TIC	- Tentatively Identified Compound: A compound that has been identified to be present and is not part of the target compound list (TCL) for the method and/or program. All TICs are qualitatively identified and reported as estimated concentrations.

Footnotes

1	- The reference for this analyte should be considered modified since this analyte is absent from the target analyte list of the original method.

Terms

Analytical Method: Both the document from which the method originates and the analytical reference method. (Example: EPA 8260B is shown as 1,8260B.) The codes for the reference method documents are provided in the References section of the Addendum.

Final pH: As it pertains to Sample Receipt & Container Information section of the report, Final pH reflects pH of container determined after adjustment at the laboratory, if applicable. If no adjustment required, value reflects Initial pH.

Frozen Date/Time: With respect to Volatile Organics in soil, Frozen Date/Time reflects the date/time at which associated Reagent Water-preserved vials were initially frozen. Note: If frozen date/time is beyond 48 hours from sample collection, value will be reflected in 'bold'.

Initial pH: As it pertains to Sample Receipt & Container Information section of the report, Initial pH reflects pH of container determined upon receipt, if applicable.

Total: With respect to Organic analyses, a 'Total' result is defined as the summation of results for individual isomers or Aroclors. If a 'Total' result is requested, the results of its individual components will also be reported. This is applicable to 'Total' results for methods 8260, 8081 and 8082.

Data Qualifiers

A	- Spectra identified as "Aldol Condensation Product".
B	- The analyte was detected above the reporting limit in the associated method blank. Flag only applies to associated field samples that have detectable concentrations of the analyte at less than ten times (10x) the concentration found in the blank. For MCP-related

Report Format: DU Report with 'J' Qualifiers

Project Name:	198 DOUGLASS ST.	**Lab Number:**	L1736355
Project Number:	0715.0028Y000	**Report Date:**	10/19/17

Data Qualifiers

projects, flag only applies to associated field samples that have detectable concentrations of the analyte at less than ten times (10x) the concentration found in the blank. For DOD-related projects, flag only applies to associated field samples that have detectable concentrations of the analyte at less than ten times (10x) the concentration found in the blank AND the analyte was detected above one-half the reporting limit (or above the reporting limit for common lab contaminants) in the associated method blank. For NJ-Air-related projects, flag only applies to associated field samples that have detectable concentrations of the analyte above the reporting limit. For NJ-related projects (excluding Air), flag only applies to associated field samples that have detectable concentrations of the analyte, which was detected above the reporting limit in the associated method blank or above five times the reporting limit for common lab contaminants (Phthalates, Acetone, Methylene Chloride, 2-Butanone).

C - Co-elution: The target analyte co-elutes with a known lab standard (i.e. surrogate, internal standards, etc.) for co-extracted analyses.

D - Concentration of analyte was quantified from diluted analysis. Flag only applies to field samples that have detectable concentrations of the analyte.

E - Concentration of analyte exceeds the range of the calibration curve and/or linear range of the instrument.

G - The concentration may be biased high due to matrix interferences (i.e, co-elution) with non-target compound(s). The result should be considered estimated.

H - The analysis of pH was performed beyond the regulatory-required holding time of 15 minutes from the time of sample collection.

I - The lower value for the two columns has been reported due to obvious interference.

M - Reporting Limit (RL) exceeds the MCP CAM Reporting Limit for this analyte.

NJ - Presumptive evidence of compound. This represents an estimated concentration for Tentatively Identified Compounds (TICs), where the identification is based on a mass spectral library search.

P - The RPD between the results for the two columns exceeds the method-specified criteria.

Q - The quality control sample exceeds the associated acceptance criteria. For DOD-related projects, LCS and/or Continuing Calibration Standard exceedences are also qualified on all associated sample results. Note: This flag is not applicable for matrix spike recoveries when the sample concentration is greater than 4x the spike added or for batch duplicate RPD when the sample concentrations are less than 5x the RL. (Metals only.)

R - Analytical results are from sample re-analysis.

RE - Analytical results are from sample re-extraction.

S - Analytical results are from modified screening analysis.

J - Estimated value. The Target analyte concentration is below the quantitation limit (RL), but above the Method Detection Limit (MDL) or Estimated Detection Limit (EDL) for SPME-related analyses. This represents an estimated concentration for Tentatively Identified Compounds (TICs).

ND - Not detected at the method detection limit (MDL) for the sample, or estimated detection limit (EDL) for SPME-related analyses.

Report Format: DU Report with 'J' Qualifiers

Project Name:	198 DOUGLASS ST.	**Lab Number:**	L1736355
Project Number:	0715.0028Y000	**Report Date:**	10/19/17

REFERENCES

1 Test Methods for Evaluating Solid Waste: Physical/Chemical Methods. EPA SW-846. Third Edition. Updates I - IV, 2007.

121 Standard Methods for the Examination of Water and Wastewater. APHA-AWWA-WEF. Standard Methods Online.

LIMITATION OF LIABILITIES

Alpha Analytical performs services with reasonable care and diligence normal to the analytical testing laboratory industry. In the event of an error, the sole and exclusive responsibility of Alpha Analytical shall be to re-perform the work at it's own expense. In no event shall Alpha Analytical be held liable for any incidental, consequential or special damages, including but not limited to, damages in any way connected with the use of, interpretation of, information or analysis provided by Alpha Analytical.

We strongly urge our clients to comply with EPA protocol regarding sample volume, preservation, cooling, containers, sampling procedures, holding time and splitting of samples in the field.

Certification Information

The following analytes are not included in our Primary NELAP Scope of Accreditation:

Westborough Facility
EPA 624: m/p-xylene, o-xylene
EPA 8260C: NPW: 1,2,4,5-Tetramethylbenzene; 4-Ethyltoluene, Azobenzene; SCM: Iodomethane (methyl iodide), Methyl methacrylate, 1,2,4,5-Tetramethylbenzene; 4-Ethyltoluene.
EPA 8270D: NPW: Dimethylnaphthalene,1,4-Diphenylhydrazine; SCM: Dimethylnaphthalene,1,4-Diphenylhydrazine.
EPA 300: DW: Bromide
EPA 6860: NPW and SCM: Perchlorate
EPA 9010: NPW and SCM: Amenable Cyanide Distillation
EPA 9012B: NPW: Total Cyanide
EPA 9050A: NPW: Specific Conductance
SM3500: NPW: Ferrous Iron
SM4500: NPW: Amenable Cyanide, Dissolved Oxygen; SCM: Total Phosphorus, TKN, NO2, NO3.
SM5310C: DW: Dissolved Organic Carbon

Mansfield Facility
SM 2540D: TSS
EPA 3005A NPW
EPA 8082A: NPW: PCB: 1, 5, 31, 87,101, 110, 141, 151, 153, 180, 183, 187.
EPA TO-15: Halothane, 2,4,4-Trimethyl-2-pentene, 2,4,4-Trimethyl-1-pentene, Thiophene, 2-Methylthiophene, 3-Methylthiophene, 2-Ethylthiophene, 1,2,3-Trimethylbenzene, Indan, Indene, 1,2,4,5-Tetramethylbenzene, Benzothiophene, 1-Methylnaphthalene.
Biological Tissue Matrix: EPA 3050B

The following analytes are included in our Massachusetts DEP Scope of Accreditation

Westborough Facility:

Drinking Water
EPA 300.0: Nitrate-N, Fluoride, Sulfate; **EPA 353.2**: Nitrate-N, Nitrite-N; **SM4500NO3-F**: Nitrate-N, Nitrite-N; **SM4500F-C, SM4500CN-CE, EPA 180.1, SM2130B, SM4500Cl-D, SM2320B, SM2540C, SM4500H-B**
EPA 332: Perchlorate; **EPA 524.2:** THMs and VOCs; **EPA 504.1:** EDB, DBCP.
Microbiology: **SM9215B; SM9223-P/A, SM9223B-Colilert-QT,SM9222D**.

Non-Potable Water
SM4500H,B, EPA 120.1, SM2510B, SM2540C, SM2320B, SM4500CL-E, SM4500F-BC, SM4500NH3-BH, **EPA 350.1**: Ammonia-N, **LACHAT 10-107-06-1-B**: Ammonia-N, **SM4500NO3-F, EPA 353.2**: Nitrate-N**, EPA 351.1, SM4500P-E, SM4500P-B, E, SM4500SO4-E, SM5220D, EPA 410.4, SM5210B, SM5310C, SM4500CL-D, EPA 1664, EPA 420.1, SM4500-CN-CE, SM2540D.**
EPA 624: Volatile Halocarbons & Aromatics,
EPA 608: Chlordane, Toxaphene, Aldrin, alpha-BHC, beta-BHC, gamma-BHC, delta-BHC, Dieldrin, DDD, DDE, DDT, Endosulfan I, Endosulfan II, Endosulfan sulfate, Endrin, Endrin Aldehyde, Heptachlor, Heptachlor Epoxide, PCBs
EPA 625: SVOC (Acid/Base/Neutral Extractables), **EPA 600/4-81-045**: PCB-Oil.
Microbiology: **SM9223B-Colilert-QT; Enterolert-QT, SM9221E.**

Mansfield Facility:

Drinking Water
EPA 200.7: Ba, Be, Cd, Cr, Cu, Ni, Na, Ca. **EPA 200.8:** Sb, As, Ba, Be, Cd, Cr, Cu, Pb, Ni, Se, TL. **EPA 245.1** Hg.

Non-Potable Water
EPA 200.7: Al, Sb, As, Be, Cd, Ca, Cr, Co, Cu, Fe, Pb, Mg, Mn, Mo, Ni, K, Se, Ag, Na, Sr, TL, Ti, V, Zn.
EPA 200.8: Al, Sb, As, Be, Cd, Cr, Cu, Pb, Mn, Ni, Se, Ag, TL, Zn.
EPA 245.1 Hg.
SM2340B

For a complete listing of analytes and methods, please contact your Alpha Project Manager.

ALPHA ANALYTICAL

NEW YORK CHAIN OF CUSTODY

Westborough, MA 01581
8 Walkup Dr.
TEL: 508-898-9220
FAX: 508-898-9193

Mansfield, MA 02048
320 Forbes Blvd
TEL: 508-822-9300
FAX: 508-822-3288

Service Centers
Mahwah, NJ 07430: 35 Whitney Rd, Suite 5
Albany, NY 12205: 14 Walker Way
Tonawanda, NY 14150: 275 Cooper Ave, Suite 105

Page 1 of 1

Date Rec'd in Lab: 10/10/17

ALPHA Job #: L1736355

Project Information
Project Name: 198 Douglass St
Project Location: 198 Dougglass
Project #
(Use Project name as Project #) ☐
Project Manager: Tally Sodre
ALPHAQuote #:

Turn-Around Time
Standard ☒ Due Date:
Rush (only if pre approved) ☐ # of Days:

Deliverables
☐ ASP-A ☒ ASP-B
☐ EQuIS (1 File) ☐ EQuIS (4 File)
☐ Other

Billing Information
☒ Same as Client Info
PO #

Client Information
Client: Roux Associates
Address: 209 Shelter St
Islandia NY 11749
Phone: 631-232-2600
Fax: 631-232-9898
Email: Tsodre@roux-inc.com

Regulatory Requirement
☐ NY TOGS ☐ NY Part 375
☐ AWQ Standards ☐ NY CP-51
☐ NY Restricted Use ☐ Other
☐ NY Unrestricted Use
☐ NYC Sewer Discharge

Disposal Site Information
Please identify below location of applicable disposal facilities.
Disposal Facility:
☐ NJ ☐ NY
☐ Other:

These samples have been previously analyzed by Alpha ☐

Other project specific requirements/comments:

Please specify Metals or TAL.

Sample Filtration
☐ Done
☐ Lab to do
Preservation
☐ Lab to do
(Please Specify below)

ALPHA Lab ID (Lab Use Only)	Sample ID	Collection Date	Collection Time	Sample Matrix	Sampler's Initials	NY TCL-8260	TCL 8082	Tot Hg	Tot Met	TS	NJ TPH-GRO	DRO w/ HCL 8270			Sample Specific Comments	Total Bottle
36355 01	SB-1 (7.5-9)	10/9	15:40	Soil	BT	3	1	1		1	1	1				7
02	SB-1 (18-20)	10/9	15:45	Soil	BT	3	1	1		1	1	1				7
03	SB-2 (6-7.5)	10/9	16:45	Soil	BT	3	1	1		1	1	1			limited matrix	7
04	SB-2 (18-20)	10/9	17:00	Soil	BT	3	1	1		1	1	1				7
05	SB-3 (18-20)	10/9	18:00	Soil	BT	3	1	1		1	1	1				7

Preservative Code:
A = None
B = HCl
C = HNO_3
D = H_2SO_4
E = NaOH
F = MeOH
G = $NaHSO_4$
H = $Na_2S_2O_3$
K/E = Zn Ac/NaOH
O = Other

Container Code
P = Plastic
A = Amber Glass
V = Vial
G = Glass
B = Bacteria Cup
C = Cube
O = Other
E = Encore
D = BOD Bottle

Westboro: Certification No: MA935
Mansfield: Certification No: MA015

Container Type	E	A	A	P	A	A	
Preservative	A	A	A	A	A	A	

Relinquished By:	Date/Time	Received By:	Date/Time
[illegible]	10-9-17 / 1510	[illegible]	10/9/17 1812
[illegible]	10/9/17 1950	[illegible]	10/9 2200
[illegible] 10/10	0720	[illegible]	10/10/17 0720

Please print clearly, legibly and completely. Samples can not be logged in and turnaround time clock will not start until any ambiguities are resolved. BY EXECUTING THIS COC, THE CLIENT HAS READ AND AGREES TO BE BOUND BY ALPHA'S TERMS & CONDITIONS. (See reverse side.)

Form No: 01-25 HC (rev. 30-Sept-2013)

Quantitation Report (QT Reviewed)

Data Path : I:\VOLATILES\VOA111\2017\171112A\
Data File : V11171012A11.D
Acq On : 12 Oct 2017 11:29 am
Operator : VOA111:JC
Sample : l1736355-01,31,4.5,5,,y
Misc : WG1051685,ICAL14073
ALS Vial : 11 Sample Multiplier: 1

Quant Time: Oct 12 13:41:54 2017
Quant Method : I:\VOLATILES\VOA111\2017\171112A\V111_171008_8260.m
Quant Title : VOLATILES BY GC/MS
QLast Update : Mon Oct 09 07:01:38 2017
Response via : Initial Calibration

Sub List : 8260-NYTCL - Megamix plus Diox71112A\V11171012A01.D•

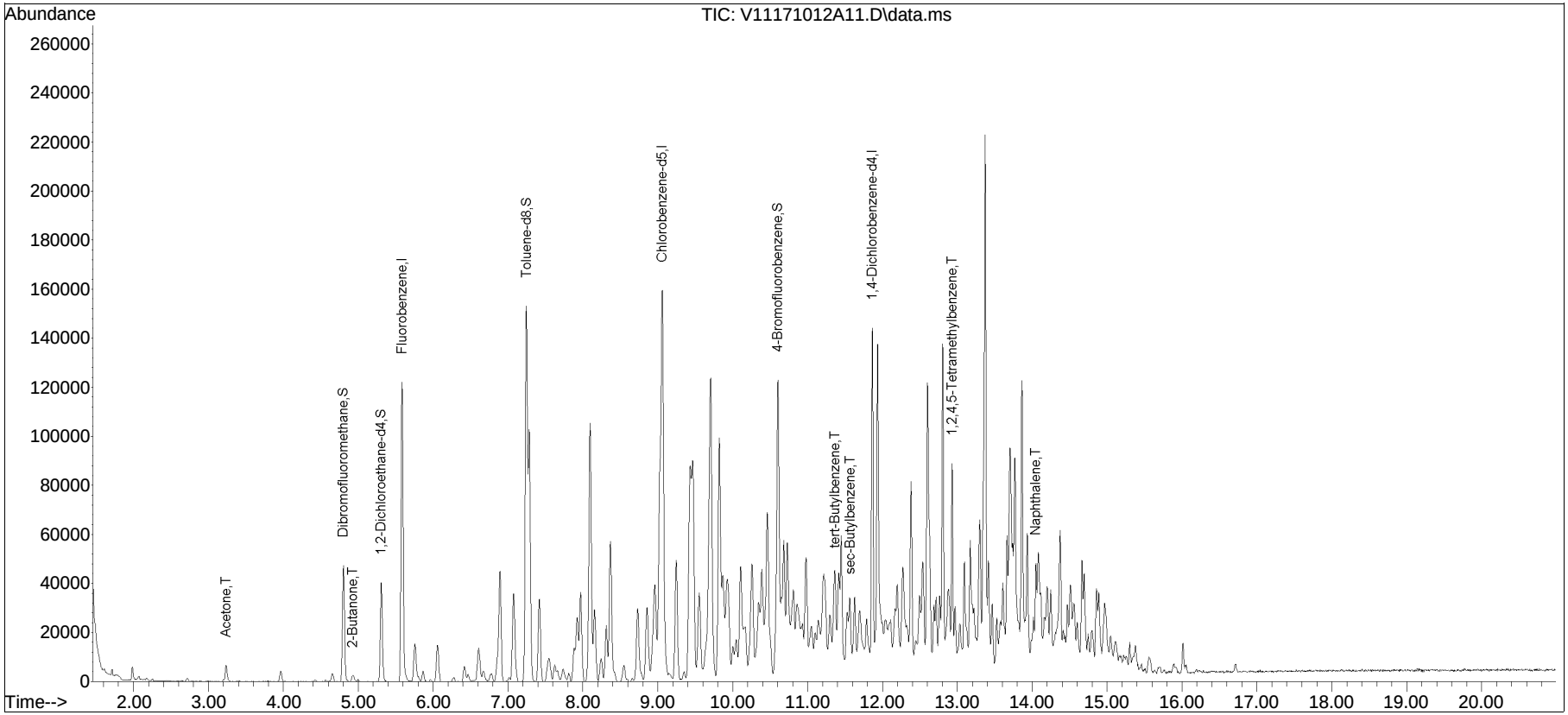

Quantitation Report (QT Reviewed)

Data Path : I:\VOLATILES\VOA110\2017\171012N\
Data File : V10171012N06.D
Acq On : 12 Oct 2017 8:43 pm
Operator : VOA110:MV
Sample : l1736355-03,31H,5.4,5,0.100,,x
Misc : WG1051980,ICAL13866
ALS Vial : 6 Sample Multiplier: 1

Quant Time: Oct 13 10:24:50 2017
Quant Method : I:\VOLATILES\VOA110\2017\171012N\V110_170731_8260.m
Quant Title : VOLATILES BY GC/MS
QLast Update : Mon Jul 31 12:21:22 2017
Response via : Initial Calibration

Sub List : 8260-NYTCL - Megamix plus Diox71012N\V10171012N01.D•

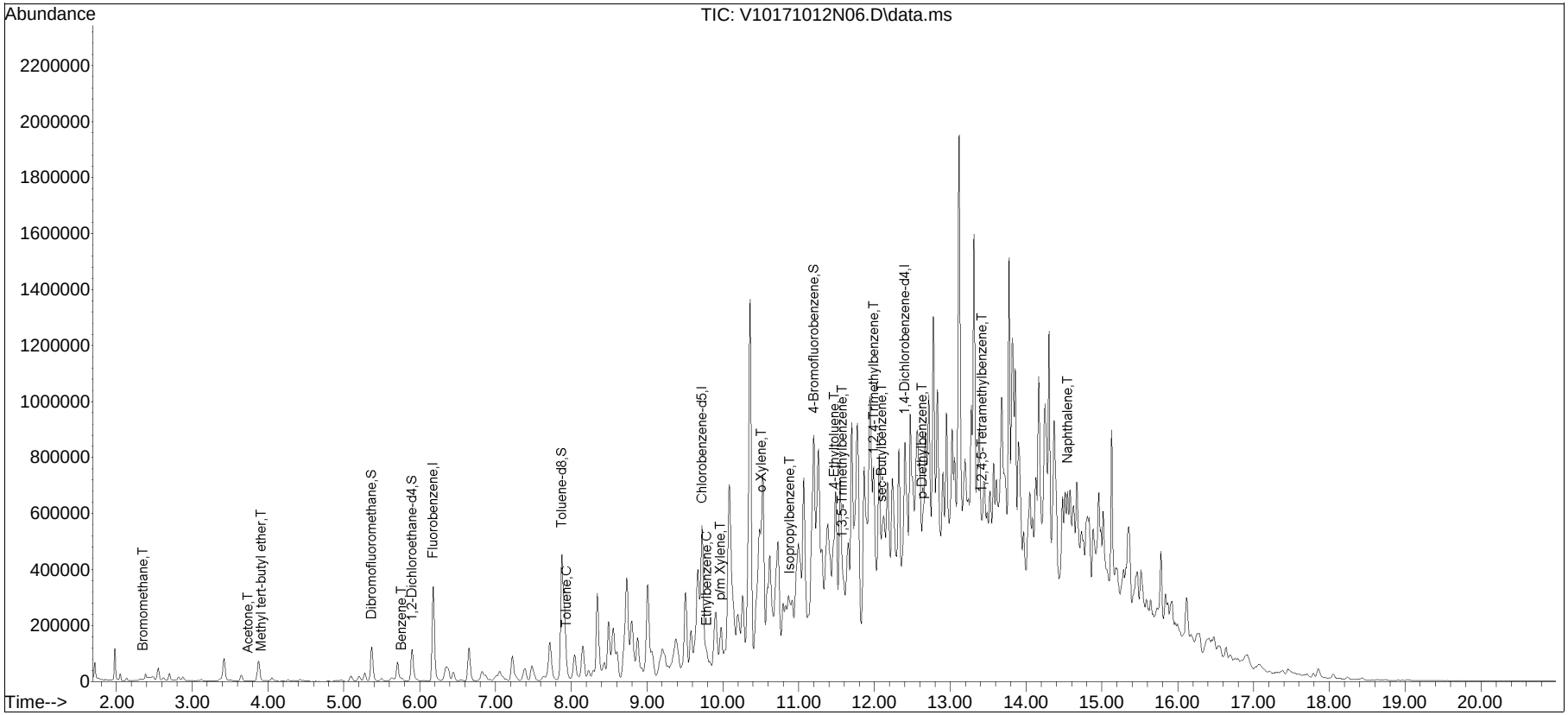

Quantitation Report (QT Reviewed)

Data Path : I:\VOLATILES_GC\PVPH\2017\171012tphgro\
Data File : P171012A14.D
Signal(s) : FID2B.ch
Acq On : 12 Oct 2017 4:30 pm
Operator : PVPH:MKS
Sample : L1736355-03D,41,16,16.3,0.050,,G9
Misc : WG1051242,ICAL13510
ALS Vial : 14 Sample Multiplier: 1

Integration File: autoint1.e
Quant Time: Oct 13 07:51:49 2017
Quant Method : I:\VOLATILES_GC\PVPH\2017\171012tphgro\tphgro170321N.m
Quant Title : TPH_GRO
QLast Update : Wed Mar 22 14:11:28 2017
Response via : Initial Calibration
Integrator: ChemStation

Volume Inj. :
Signal Phase :
Signal Info :

Sub List : Default - All compounds listed

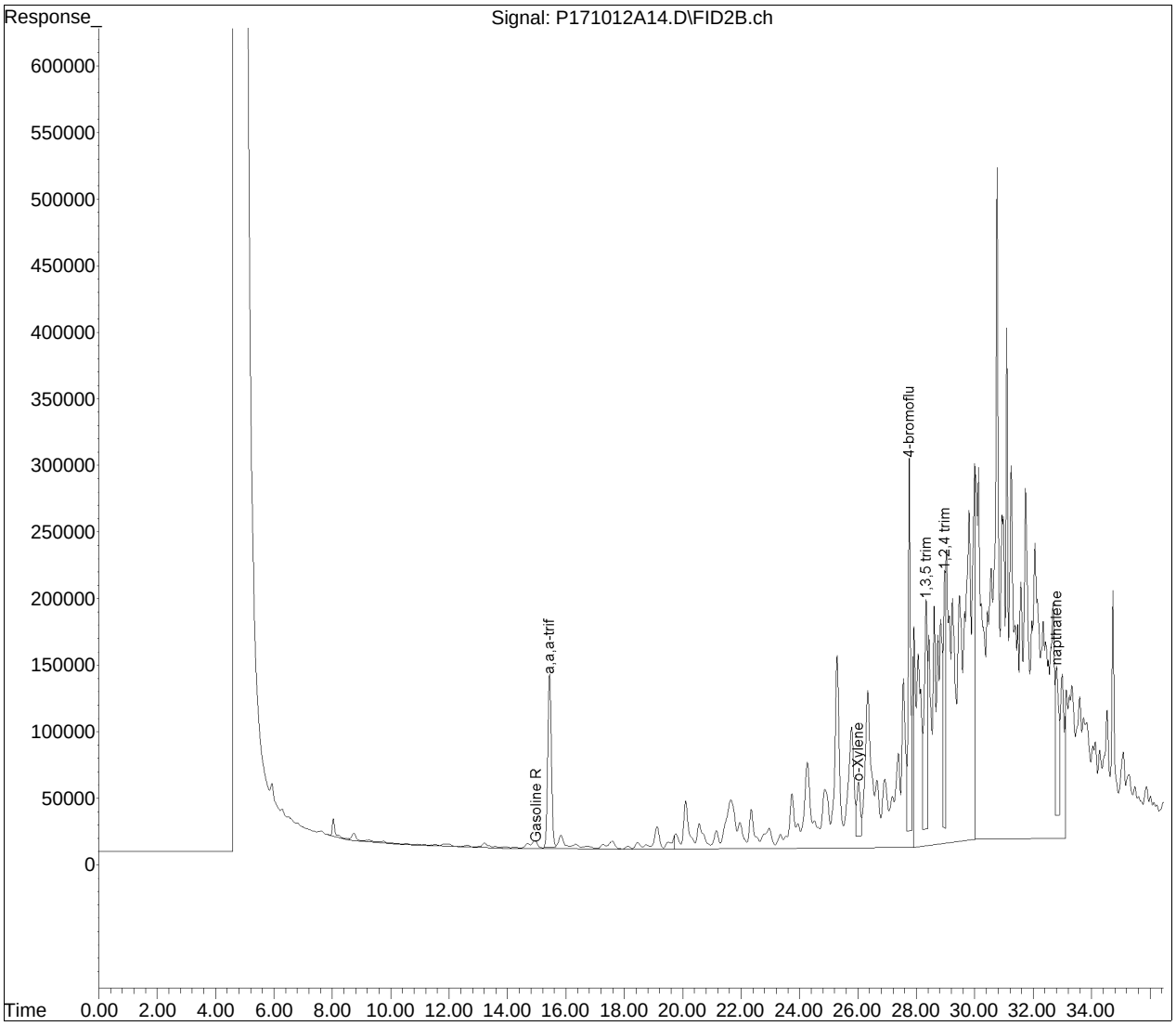

ANALYTICAL REPORT

Lab Number:	L1736356
Client:	Roux Associates, Inc. 209 Shafter St Islandia, NY 11749
ATTN:	Thalassa Sodre
Phone:	(631) 630-2409
Project Name:	198 DOUGLASS STREET
Project Number:	0715.0028Y000
Report Date:	10/13/17

Certifications & Approvals: MA (M-MA086), NH NELAP (2064), NJ NELAP (MA935), CT (PH-0574), IL (200077), ME (MA00086), MD (348), NY (11148), NC (25700/666), PA (68-03671), RI (LAO00065), TX (T104704476), VT (VT-0935), VA (460195), USDA (Permit #P330-14-00197).

Eight Walkup Drive, Westborough, MA 01581-1019
508-898-9220 (Fax) 508-898-9193 800-624-9220 - www.alphalab.com

Project Name: 198 DOUGLASS STREET
Project Number: 0715.0028Y000

Lab Number: L1736356
Report Date: 10/13/17

Alpha Sample ID	Client ID	Matrix	Sample Location	Collection Date/Time	Receive Date
L1736356-01	MW-1	WATER	198 DOUGLASS	10/09/17 09:45	10/09/17
L1736356-02	MW-2	WATER	198 DOUGLASS	10/09/17 11:00	10/09/17
L1736356-03	MW-3	WATER	198 DOUGLASS	10/09/17 12:30	10/09/17
L1736356-04	TRIP BLANK	WATER	198 DOUGLASS	10/05/17 00:00	10/09/17

Project Name: 198 DOUGLASS STREET **Lab Number:** L1736356
Project Number: 0715.0028Y000 **Report Date:** 10/13/17

Case Narrative

The samples were received in accordance with the Chain of Custody and no significant deviations were encountered during the preparation or analysis unless otherwise noted. Sample Receipt, Container Information, and the Chain of Custody are located at the back of the report.

Results contained within this report relate only to the samples submitted under this Alpha Lab Number and meet NELAP requirements for all NELAP accredited parameters unless otherwise noted in the following narrative. The data presented in this report is organized by parameter (i.e. VOC, SVOC, etc.). Sample specific Quality Control data (i.e. Surrogate Spike Recovery) is reported at the end of the target analyte list for each individual sample, followed by the Laboratory Batch Quality Control at the end of each parameter. Tentatively Identified Compounds (TICs), if requested, are reported for compounds identified to be present and are not part of the method/program Target Compound List, even if only a subset of the TCL are being reported. If a sample was re-analyzed or re-extracted due to a required quality control corrective action and if both sets of data are reported, the Laboratory ID of the re-analysis or re-extraction is designated with an "R" or "RE", respectively. When multiple Batch Quality Control elements are reported (e.g. more than one LCS), the associated samples for each element are noted in the grey shaded header line of each data table. Any Laboratory Batch, Sample Specific % recovery or RPD value that is outside the listed Acceptance Criteria is bolded in the report. All specific QC information is also incorporated in the Data Usability format of our Data Merger tool where it can be reviewed along with any associated usability implications. Soil/sediments, solids and tissues are reported on a dry weight basis unless otherwise noted. Definitions of all data qualifiers and acronyms used in this report are provided in the Glossary located at the back of the report.

In reference to questions H (CAM) or 4 (RCP) when "NO" is checked, the performance criteria for CAM and RCP methods allow for some quality control failures to occur and still be within method compliance. In these instances the specific failure is not narrated but noted in the associated QC table. The information is also incorporated in the Data Usability format of our Data Merger tool where it can be reviewed along with any associated usability implications.

Please see the associated ADEx data file for a comparison of laboratory reporting limits that were achieved with the regulatory Numerical Standards requested on the Chain of Custody.

HOLD POLICY
For samples submitted on hold, Alpha's policy is to hold samples (with the exception of Air canisters) free of charge for 21 calendar days from the date the project is completed. After 21 calendar days, we will dispose of all samples submitted including those put on hold unless you have contacted your Client Service Representative and made arrangements for Alpha to continue to hold the samples. Air canisters will be disposed after 3 business days from the date the project is completed.

Please contact Client Services at 800-624-9220 with any questions.

Project Name:	198 DOUGLASS STREET	**Lab Number:**	L1736356
Project Number:	0715.0028Y000	**Report Date:**	10/13/17

Case Narrative (continued)

Report Submission

All non-detect (ND) or estimated concentrations (J-qualified) have been quantitated to the limit noted in the MDL column.

I, the undersigned, attest under the pains and penalties of perjury that, to the best of my knowledge and belief and based upon my personal inquiry of those responsible for providing the information contained in this analytical report, such information is accurate and complete. This certificate of analysis is not complete unless this page accompanies any and all pages of this report.

Authorized Signature: Kara Lindquist

Title: Technical Director/Representative Date: 10/13/17

ORGANICS

VOLATILES

Project Name: 198 DOUGLASS STREET **Lab Number:** L1736356

Project Number: 0715.0028Y000 **Report Date:** 10/13/17

SAMPLE RESULTS

Lab ID: L1736356-01
Client ID: MW-1
Sample Location: 198 DOUGLASS

Date Collected: 10/09/17 09:45
Date Received: 10/09/17
Field Prep: Not Specified

Matrix: Water
Analytical Method: 1,8260C
Analytical Date: 10/12/17 16:18
Analyst: NL

Parameter	Result	Qualifier	Units	RL	MDL	Dilution Factor
Volatile Organics by GC/MS - Westborough Lab						
Methylene chloride	ND		ug/l	2.5	0.70	1
1,1-Dichloroethane	ND		ug/l	2.5	0.70	1
Chloroform	ND		ug/l	2.5	0.70	1
Carbon tetrachloride	ND		ug/l	0.50	0.13	1
1,2-Dichloropropane	ND		ug/l	1.0	0.14	1
Dibromochloromethane	ND		ug/l	0.50	0.15	1
1,1,2-Trichloroethane	ND		ug/l	1.5	0.50	1
Tetrachloroethene	ND		ug/l	0.50	0.18	1
Chlorobenzene	ND		ug/l	2.5	0.70	1
Trichlorofluoromethane	ND		ug/l	2.5	0.70	1
1,2-Dichloroethane	ND		ug/l	0.50	0.13	1
1,1,1-Trichloroethane	ND		ug/l	2.5	0.70	1
Bromodichloromethane	ND		ug/l	0.50	0.19	1
trans-1,3-Dichloropropene	ND		ug/l	0.50	0.16	1
cis-1,3-Dichloropropene	ND		ug/l	0.50	0.14	1
1,3-Dichloropropene, Total	ND		ug/l	0.50	0.14	1
1,1-Dichloropropene	ND		ug/l	2.5	0.70	1
Bromoform	ND		ug/l	2.0	0.65	1
1,1,2,2-Tetrachloroethane	ND		ug/l	0.50	0.17	1
Benzene	ND		ug/l	0.50	0.16	1
Toluene	ND		ug/l	2.5	0.70	1
Ethylbenzene	ND		ug/l	2.5	0.70	1
Chloromethane	ND		ug/l	2.5	0.70	1
Bromomethane	ND		ug/l	2.5	0.70	1
Vinyl chloride	ND		ug/l	1.0	0.07	1
Chloroethane	ND		ug/l	2.5	0.70	1
1,1-Dichloroethene	ND		ug/l	0.50	0.17	1
trans-1,2-Dichloroethene	ND		ug/l	2.5	0.70	1
Trichloroethene	ND		ug/l	0.50	0.18	1
1,2-Dichlorobenzene	ND		ug/l	2.5	0.70	1

Project Name: 198 DOUGLASS STREET **Lab Number:** L1736356

Project Number: 0715.0028Y000 **Report Date:** 10/13/17

SAMPLE RESULTS

Lab ID: L1736356-01 Date Collected: 10/09/17 09:45

Client ID: MW-1 Date Received: 10/09/17

Sample Location: 198 DOUGLASS Field Prep: Not Specified

Parameter	Result	Qualifier	Units	RL	MDL	Dilution Factor
Volatile Organics by GC/MS - Westborough Lab						
1,3-Dichlorobenzene	ND		ug/l	2.5	0.70	1
1,4-Dichlorobenzene	ND		ug/l	2.5	0.70	1
Methyl tert butyl ether	ND		ug/l	2.5	0.70	1
p/m-Xylene	ND		ug/l	2.5	0.70	1
o-Xylene	ND		ug/l	2.5	0.70	1
Xylenes, Total	ND		ug/l	2.5	0.70	1
cis-1,2-Dichloroethene	ND		ug/l	2.5	0.70	1
1,2-Dichloroethene, Total	ND		ug/l	2.5	0.70	1
Dibromomethane	ND		ug/l	5.0	1.0	1
1,2,3-Trichloropropane	ND		ug/l	2.5	0.70	1
Acrylonitrile	ND		ug/l	5.0	1.5	1
Styrene	ND		ug/l	2.5	0.70	1
Dichlorodifluoromethane	ND		ug/l	5.0	1.0	1
Acetone	ND		ug/l	5.0	1.5	1
Carbon disulfide	ND		ug/l	5.0	1.0	1
2-Butanone	ND		ug/l	5.0	1.9	1
Vinyl acetate	ND		ug/l	5.0	1.0	1
4-Methyl-2-pentanone	ND		ug/l	5.0	1.0	1
2-Hexanone	ND		ug/l	5.0	1.0	1
Bromochloromethane	ND		ug/l	2.5	0.70	1
2,2-Dichloropropane	ND		ug/l	2.5	0.70	1
1,2-Dibromoethane	ND		ug/l	2.0	0.65	1
1,3-Dichloropropane	ND		ug/l	2.5	0.70	1
1,1,1,2-Tetrachloroethane	ND		ug/l	2.5	0.70	1
Bromobenzene	ND		ug/l	2.5	0.70	1
n-Butylbenzene	ND		ug/l	2.5	0.70	1
sec-Butylbenzene	ND		ug/l	2.5	0.70	1
tert-Butylbenzene	ND		ug/l	2.5	0.70	1
o-Chlorotoluene	ND		ug/l	2.5	0.70	1
p-Chlorotoluene	ND		ug/l	2.5	0.70	1
1,2-Dibromo-3-chloropropane	ND		ug/l	2.5	0.70	1
Hexachlorobutadiene	ND		ug/l	2.5	0.70	1
Isopropylbenzene	ND		ug/l	2.5	0.70	1
p-Isopropyltoluene	ND		ug/l	2.5	0.70	1
Naphthalene	0.96	J	ug/l	2.5	0.70	1
n-Propylbenzene	ND		ug/l	2.5	0.70	1
1,2,3-Trichlorobenzene	ND		ug/l	2.5	0.70	1
1,2,4-Trichlorobenzene	ND		ug/l	2.5	0.70	1
1,3,5-Trimethylbenzene	ND		ug/l	2.5	0.70	1

Project Name: 198 DOUGLASS STREET **Lab Number:** L1736356

Project Number: 0715.0028Y000 **Report Date:** 10/13/17

SAMPLE RESULTS

Lab ID: L1736356-01 Date Collected: 10/09/17 09:45

Client ID: MW-1 Date Received: 10/09/17

Sample Location: 198 DOUGLASS Field Prep: Not Specified

Parameter	Result	Qualifier	Units	RL	MDL	Dilution Factor
Volatile Organics by GC/MS - Westborough Lab						
1,2,4-Trimethylbenzene	ND		ug/l	2.5	0.70	1
1,4-Dioxane	ND		ug/l	250	61.	1
p-Diethylbenzene	ND		ug/l	2.0	0.70	1
p-Ethyltoluene	ND		ug/l	2.0	0.70	1
1,2,4,5-Tetramethylbenzene	ND		ug/l	2.0	0.54	1
Ethyl ether	ND		ug/l	2.5	0.70	1
trans-1,4-Dichloro-2-butene	ND		ug/l	2.5	0.70	1

Surrogate	% Recovery	Qualifier	Acceptance Criteria
1,2-Dichloroethane-d4	97		70-130
Toluene-d8	94		70-130
4-Bromofluorobenzene	92		70-130
Dibromofluoromethane	102		70-130

Project Name: 198 DOUGLASS STREET **Lab Number:** L1736356

Project Number: 0715.0028Y000 **Report Date:** 10/13/17

SAMPLE RESULTS

Lab ID: L1736356-02
Client ID: MW-2
Sample Location: 198 DOUGLASS

Date Collected: 10/09/17 11:00
Date Received: 10/09/17
Field Prep: Not Specified

Matrix: Water
Analytical Method: 1,8260C
Analytical Date: 10/12/17 16:44
Analyst: NL

Parameter	Result	Qualifier	Units	RL	MDL	Dilution Factor
Volatile Organics by GC/MS - Westborough Lab						
Methylene chloride	ND		ug/l	2.5	0.70	1
1,1-Dichloroethane	ND		ug/l	2.5	0.70	1
Chloroform	ND		ug/l	2.5	0.70	1
Carbon tetrachloride	ND		ug/l	0.50	0.13	1
1,2-Dichloropropane	ND		ug/l	1.0	0.14	1
Dibromochloromethane	ND		ug/l	0.50	0.15	1
1,1,2-Trichloroethane	ND		ug/l	1.5	0.50	1
Tetrachloroethene	ND		ug/l	0.50	0.18	1
Chlorobenzene	ND		ug/l	2.5	0.70	1
Trichlorofluoromethane	ND		ug/l	2.5	0.70	1
1,2-Dichloroethane	ND		ug/l	0.50	0.13	1
1,1,1-Trichloroethane	ND		ug/l	2.5	0.70	1
Bromodichloromethane	ND		ug/l	0.50	0.19	1
trans-1,3-Dichloropropene	ND		ug/l	0.50	0.16	1
cis-1,3-Dichloropropene	ND		ug/l	0.50	0.14	1
1,3-Dichloropropene, Total	ND		ug/l	0.50	0.14	1
1,1-Dichloropropene	ND		ug/l	2.5	0.70	1
Bromoform	ND		ug/l	2.0	0.65	1
1,1,2,2-Tetrachloroethane	ND		ug/l	0.50	0.17	1
Benzene	ND		ug/l	0.50	0.16	1
Toluene	ND		ug/l	2.5	0.70	1
Ethylbenzene	ND		ug/l	2.5	0.70	1
Chloromethane	ND		ug/l	2.5	0.70	1
Bromomethane	ND		ug/l	2.5	0.70	1
Vinyl chloride	0.53	J	ug/l	1.0	0.07	1
Chloroethane	ND		ug/l	2.5	0.70	1
1,1-Dichloroethene	ND		ug/l	0.50	0.17	1
trans-1,2-Dichloroethene	ND		ug/l	2.5	0.70	1
Trichloroethene	ND		ug/l	0.50	0.18	1
1,2-Dichlorobenzene	ND		ug/l	2.5	0.70	1

Project Name: 198 DOUGLASS STREET **Lab Number:** L1736356

Project Number: 0715.0028Y000 **Report Date:** 10/13/17

SAMPLE RESULTS

Lab ID: L1736356-02 Date Collected: 10/09/17 11:00

Client ID: MW-2 Date Received: 10/09/17

Sample Location: 198 DOUGLASS Field Prep: Not Specified

Parameter	Result	Qualifier	Units	RL	MDL	Dilution Factor
Volatile Organics by GC/MS - Westborough Lab						
1,3-Dichlorobenzene	ND		ug/l	2.5	0.70	1
1,4-Dichlorobenzene	ND		ug/l	2.5	0.70	1
Methyl tert butyl ether	1.3	J	ug/l	2.5	0.70	1
p/m-Xylene	ND		ug/l	2.5	0.70	1
o-Xylene	ND		ug/l	2.5	0.70	1
Xylenes, Total	ND		ug/l	2.5	0.70	1
cis-1,2-Dichloroethene	ND		ug/l	2.5	0.70	1
1,2-Dichloroethene, Total	ND		ug/l	2.5	0.70	1
Dibromomethane	ND		ug/l	5.0	1.0	1
1,2,3-Trichloropropane	ND		ug/l	2.5	0.70	1
Acrylonitrile	ND		ug/l	5.0	1.5	1
Styrene	ND		ug/l	2.5	0.70	1
Dichlorodifluoromethane	ND		ug/l	5.0	1.0	1
Acetone	ND		ug/l	5.0	1.5	1
Carbon disulfide	ND		ug/l	5.0	1.0	1
2-Butanone	ND		ug/l	5.0	1.9	1
Vinyl acetate	ND		ug/l	5.0	1.0	1
4-Methyl-2-pentanone	ND		ug/l	5.0	1.0	1
2-Hexanone	ND		ug/l	5.0	1.0	1
Bromochloromethane	ND		ug/l	2.5	0.70	1
2,2-Dichloropropane	ND		ug/l	2.5	0.70	1
1,2-Dibromoethane	ND		ug/l	2.0	0.65	1
1,3-Dichloropropane	ND		ug/l	2.5	0.70	1
1,1,1,2-Tetrachloroethane	ND		ug/l	2.5	0.70	1
Bromobenzene	ND		ug/l	2.5	0.70	1
n-Butylbenzene	ND		ug/l	2.5	0.70	1
sec-Butylbenzene	ND		ug/l	2.5	0.70	1
tert-Butylbenzene	ND		ug/l	2.5	0.70	1
o-Chlorotoluene	ND		ug/l	2.5	0.70	1
p-Chlorotoluene	ND		ug/l	2.5	0.70	1
1,2-Dibromo-3-chloropropane	ND		ug/l	2.5	0.70	1
Hexachlorobutadiene	ND		ug/l	2.5	0.70	1
Isopropylbenzene	ND		ug/l	2.5	0.70	1
p-Isopropyltoluene	ND		ug/l	2.5	0.70	1
Naphthalene	ND		ug/l	2.5	0.70	1
n-Propylbenzene	ND		ug/l	2.5	0.70	1
1,2,3-Trichlorobenzene	ND		ug/l	2.5	0.70	1
1,2,4-Trichlorobenzene	ND		ug/l	2.5	0.70	1
1,3,5-Trimethylbenzene	ND		ug/l	2.5	0.70	1

Project Name: 198 DOUGLASS STREET **Lab Number:** L1736356

Project Number: 0715.0028Y000 **Report Date:** 10/13/17

SAMPLE RESULTS

Lab ID: L1736356-02 Date Collected: 10/09/17 11:00

Client ID: MW-2 Date Received: 10/09/17

Sample Location: 198 DOUGLASS Field Prep: Not Specified

Parameter	Result	Qualifier	Units	RL	MDL	Dilution Factor
Volatile Organics by GC/MS - Westborough Lab						
1,2,4-Trimethylbenzene	ND		ug/l	2.5	0.70	1
1,4-Dioxane	ND		ug/l	250	61.	1
p-Diethylbenzene	ND		ug/l	2.0	0.70	1
p-Ethyltoluene	ND		ug/l	2.0	0.70	1
1,2,4,5-Tetramethylbenzene	ND		ug/l	2.0	0.54	1
Ethyl ether	ND		ug/l	2.5	0.70	1
trans-1,4-Dichloro-2-butene	ND		ug/l	2.5	0.70	1

Surrogate	% Recovery	Qualifier	Acceptance Criteria
1,2-Dichloroethane-d4	98		70-130
Toluene-d8	93		70-130
4-Bromofluorobenzene	91		70-130
Dibromofluoromethane	104		70-130

Project Name: 198 DOUGLASS STREET **Lab Number:** L1736356

Project Number: 0715.0028Y000 **Report Date:** 10/13/17

SAMPLE RESULTS

Lab ID: L1736356-03
Client ID: MW-3
Sample Location: 198 DOUGLASS

Date Collected: 10/09/17 12:30
Date Received: 10/09/17
Field Prep: Not Specified

Matrix: Water
Analytical Method: 1,8260C
Analytical Date: 10/12/17 17:09
Analyst: NL

Parameter	Result	Qualifier	Units	RL	MDL	Dilution Factor
Volatile Organics by GC/MS - Westborough Lab						
Methylene chloride	ND		ug/l	2.5	0.70	1
1,1-Dichloroethane	ND		ug/l	2.5	0.70	1
Chloroform	ND		ug/l	2.5	0.70	1
Carbon tetrachloride	ND		ug/l	0.50	0.13	1
1,2-Dichloropropane	ND		ug/l	1.0	0.14	1
Dibromochloromethane	ND		ug/l	0.50	0.15	1
1,1,2-Trichloroethane	ND		ug/l	1.5	0.50	1
Tetrachloroethene	ND		ug/l	0.50	0.18	1
Chlorobenzene	ND		ug/l	2.5	0.70	1
Trichlorofluoromethane	ND		ug/l	2.5	0.70	1
1,2-Dichloroethane	ND		ug/l	0.50	0.13	1
1,1,1-Trichloroethane	ND		ug/l	2.5	0.70	1
Bromodichloromethane	ND		ug/l	0.50	0.19	1
trans-1,3-Dichloropropene	ND		ug/l	0.50	0.16	1
cis-1,3-Dichloropropene	ND		ug/l	0.50	0.14	1
1,3-Dichloropropene, Total	ND		ug/l	0.50	0.14	1
1,1-Dichloropropene	ND		ug/l	2.5	0.70	1
Bromoform	ND		ug/l	2.0	0.65	1
1,1,2,2-Tetrachloroethane	ND		ug/l	0.50	0.17	1
Benzene	ND		ug/l	0.50	0.16	1
Toluene	ND		ug/l	2.5	0.70	1
Ethylbenzene	ND		ug/l	2.5	0.70	1
Chloromethane	ND		ug/l	2.5	0.70	1
Bromomethane	ND		ug/l	2.5	0.70	1
Vinyl chloride	ND		ug/l	1.0	0.07	1
Chloroethane	ND		ug/l	2.5	0.70	1
1,1-Dichloroethene	ND		ug/l	0.50	0.17	1
trans-1,2-Dichloroethene	ND		ug/l	2.5	0.70	1
Trichloroethene	ND		ug/l	0.50	0.18	1
1,2-Dichlorobenzene	ND		ug/l	2.5	0.70	1

Project Name: 198 DOUGLASS STREET **Lab Number:** L1736356

Project Number: 0715.0028Y000 **Report Date:** 10/13/17

SAMPLE RESULTS

Lab ID: L1736356-03 Date Collected: 10/09/17 12:30

Client ID: MW-3 Date Received: 10/09/17

Sample Location: 198 DOUGLASS Field Prep: Not Specified

Parameter	Result	Qualifier	Units	RL	MDL	Dilution Factor
Volatile Organics by GC/MS - Westborough Lab						
1,3-Dichlorobenzene	ND		ug/l	2.5	0.70	1
1,4-Dichlorobenzene	ND		ug/l	2.5	0.70	1
Methyl tert butyl ether	ND		ug/l	2.5	0.70	1
p/m-Xylene	ND		ug/l	2.5	0.70	1
o-Xylene	ND		ug/l	2.5	0.70	1
Xylenes, Total	ND		ug/l	2.5	0.70	1
cis-1,2-Dichloroethene	ND		ug/l	2.5	0.70	1
1,2-Dichloroethene, Total	ND		ug/l	2.5	0.70	1
Dibromomethane	ND		ug/l	5.0	1.0	1
1,2,3-Trichloropropane	ND		ug/l	2.5	0.70	1
Acrylonitrile	ND		ug/l	5.0	1.5	1
Styrene	ND		ug/l	2.5	0.70	1
Dichlorodifluoromethane	ND		ug/l	5.0	1.0	1
Acetone	ND		ug/l	5.0	1.5	1
Carbon disulfide	ND		ug/l	5.0	1.0	1
2-Butanone	ND		ug/l	5.0	1.9	1
Vinyl acetate	ND		ug/l	5.0	1.0	1
4-Methyl-2-pentanone	ND		ug/l	5.0	1.0	1
2-Hexanone	ND		ug/l	5.0	1.0	1
Bromochloromethane	ND		ug/l	2.5	0.70	1
2,2-Dichloropropane	ND		ug/l	2.5	0.70	1
1,2-Dibromoethane	ND		ug/l	2.0	0.65	1
1,3-Dichloropropane	ND		ug/l	2.5	0.70	1
1,1,1,2-Tetrachloroethane	ND		ug/l	2.5	0.70	1
Bromobenzene	ND		ug/l	2.5	0.70	1
n-Butylbenzene	ND		ug/l	2.5	0.70	1
sec-Butylbenzene	ND		ug/l	2.5	0.70	1
tert-Butylbenzene	ND		ug/l	2.5	0.70	1
o-Chlorotoluene	ND		ug/l	2.5	0.70	1
p-Chlorotoluene	ND		ug/l	2.5	0.70	1
1,2-Dibromo-3-chloropropane	ND		ug/l	2.5	0.70	1
Hexachlorobutadiene	ND		ug/l	2.5	0.70	1
Isopropylbenzene	ND		ug/l	2.5	0.70	1
p-Isopropyltoluene	ND		ug/l	2.5	0.70	1
Naphthalene	ND		ug/l	2.5	0.70	1
n-Propylbenzene	ND		ug/l	2.5	0.70	1
1,2,3-Trichlorobenzene	ND		ug/l	2.5	0.70	1
1,2,4-Trichlorobenzene	ND		ug/l	2.5	0.70	1
1,3,5-Trimethylbenzene	ND		ug/l	2.5	0.70	1

Project Name: 198 DOUGLASS STREET **Lab Number:** L1736356

Project Number: 0715.0028Y000 **Report Date:** 10/13/17

SAMPLE RESULTS

Lab ID: L1736356-03 Date Collected: 10/09/17 12:30

Client ID: MW-3 Date Received: 10/09/17

Sample Location: 198 DOUGLASS Field Prep: Not Specified

Parameter	Result	Qualifier	Units	RL	MDL	Dilution Factor
Volatile Organics by GC/MS - Westborough Lab						
1,2,4-Trimethylbenzene	ND		ug/l	2.5	0.70	1
1,4-Dioxane	ND		ug/l	250	61.	1
p-Diethylbenzene	ND		ug/l	2.0	0.70	1
p-Ethyltoluene	ND		ug/l	2.0	0.70	1
1,2,4,5-Tetramethylbenzene	ND		ug/l	2.0	0.54	1
Ethyl ether	ND		ug/l	2.5	0.70	1
trans-1,4-Dichloro-2-butene	ND		ug/l	2.5	0.70	1

Surrogate	% Recovery	Qualifier	Acceptance Criteria
1,2-Dichloroethane-d4	101		70-130
Toluene-d8	93		70-130
4-Bromofluorobenzene	90		70-130
Dibromofluoromethane	104		70-130

Project Name: 198 DOUGLASS STREET **Lab Number:** L1736356

Project Number: 0715.0028Y000 **Report Date:** 10/13/17

SAMPLE RESULTS

Lab ID: L1736356-04
Client ID: TRIP BLANK
Sample Location: 198 DOUGLASS

Date Collected: 10/05/17 00:00
Date Received: 10/09/17
Field Prep: Not Specified

Matrix: Water
Analytical Method: 1,8260C
Analytical Date: 10/12/17 17:34
Analyst: NL

Parameter	Result	Qualifier	Units	RL	MDL	Dilution Factor
Volatile Organics by GC/MS - Westborough Lab						
Methylene chloride	ND		ug/l	2.5	0.70	1
1,1-Dichloroethane	ND		ug/l	2.5	0.70	1
Chloroform	ND		ug/l	2.5	0.70	1
Carbon tetrachloride	ND		ug/l	0.50	0.13	1
1,2-Dichloropropane	ND		ug/l	1.0	0.14	1
Dibromochloromethane	ND		ug/l	0.50	0.15	1
1,1,2-Trichloroethane	ND		ug/l	1.5	0.50	1
Tetrachloroethene	ND		ug/l	0.50	0.18	1
Chlorobenzene	ND		ug/l	2.5	0.70	1
Trichlorofluoromethane	ND		ug/l	2.5	0.70	1
1,2-Dichloroethane	ND		ug/l	0.50	0.13	1
1,1,1-Trichloroethane	ND		ug/l	2.5	0.70	1
Bromodichloromethane	ND		ug/l	0.50	0.19	1
trans-1,3-Dichloropropene	ND		ug/l	0.50	0.16	1
cis-1,3-Dichloropropene	ND		ug/l	0.50	0.14	1
1,3-Dichloropropene, Total	ND		ug/l	0.50	0.14	1
1,1-Dichloropropene	ND		ug/l	2.5	0.70	1
Bromoform	ND		ug/l	2.0	0.65	1
1,1,2,2-Tetrachloroethane	ND		ug/l	0.50	0.17	1
Benzene	ND		ug/l	0.50	0.16	1
Toluene	ND		ug/l	2.5	0.70	1
Ethylbenzene	ND		ug/l	2.5	0.70	1
Chloromethane	ND		ug/l	2.5	0.70	1
Bromomethane	ND		ug/l	2.5	0.70	1
Vinyl chloride	ND		ug/l	1.0	0.07	1
Chloroethane	ND		ug/l	2.5	0.70	1
1,1-Dichloroethene	ND		ug/l	0.50	0.17	1
trans-1,2-Dichloroethene	ND		ug/l	2.5	0.70	1
Trichloroethene	ND		ug/l	0.50	0.18	1
1,2-Dichlorobenzene	ND		ug/l	2.5	0.70	1

Project Name: 198 DOUGLASS STREET **Lab Number:** L1736356

Project Number: 0715.0028Y000 **Report Date:** 10/13/17

SAMPLE RESULTS

Lab ID: L1736356-04 Date Collected: 10/05/17 00:00

Client ID: TRIP BLANK Date Received: 10/09/17

Sample Location: 198 DOUGLASS Field Prep: Not Specified

Parameter	Result	Qualifier	Units	RL	MDL	Dilution Factor
Volatile Organics by GC/MS - Westborough Lab						
1,3-Dichlorobenzene	ND		ug/l	2.5	0.70	1
1,4-Dichlorobenzene	ND		ug/l	2.5	0.70	1
Methyl tert butyl ether	ND		ug/l	2.5	0.70	1
p/m-Xylene	ND		ug/l	2.5	0.70	1
o-Xylene	ND		ug/l	2.5	0.70	1
Xylenes, Total	ND		ug/l	2.5	0.70	1
cis-1,2-Dichloroethene	ND		ug/l	2.5	0.70	1
1,2-Dichloroethene, Total	ND		ug/l	2.5	0.70	1
Dibromomethane	ND		ug/l	5.0	1.0	1
1,2,3-Trichloropropane	ND		ug/l	2.5	0.70	1
Acrylonitrile	ND		ug/l	5.0	1.5	1
Styrene	ND		ug/l	2.5	0.70	1
Dichlorodifluoromethane	ND		ug/l	5.0	1.0	1
Acetone	ND		ug/l	5.0	1.5	1
Carbon disulfide	ND		ug/l	5.0	1.0	1
2-Butanone	ND		ug/l	5.0	1.9	1
Vinyl acetate	ND		ug/l	5.0	1.0	1
4-Methyl-2-pentanone	ND		ug/l	5.0	1.0	1
2-Hexanone	ND		ug/l	5.0	1.0	1
Bromochloromethane	ND		ug/l	2.5	0.70	1
2,2-Dichloropropane	ND		ug/l	2.5	0.70	1
1,2-Dibromoethane	ND		ug/l	2.0	0.65	1
1,3-Dichloropropane	ND		ug/l	2.5	0.70	1
1,1,1,2-Tetrachloroethane	ND		ug/l	2.5	0.70	1
Bromobenzene	ND		ug/l	2.5	0.70	1
n-Butylbenzene	ND		ug/l	2.5	0.70	1
sec-Butylbenzene	ND		ug/l	2.5	0.70	1
tert-Butylbenzene	ND		ug/l	2.5	0.70	1
o-Chlorotoluene	ND		ug/l	2.5	0.70	1
p-Chlorotoluene	ND		ug/l	2.5	0.70	1
1,2-Dibromo-3-chloropropane	ND		ug/l	2.5	0.70	1
Hexachlorobutadiene	ND		ug/l	2.5	0.70	1
Isopropylbenzene	ND		ug/l	2.5	0.70	1
p-Isopropyltoluene	ND		ug/l	2.5	0.70	1
Naphthalene	ND		ug/l	2.5	0.70	1
n-Propylbenzene	ND		ug/l	2.5	0.70	1
1,2,3-Trichlorobenzene	ND		ug/l	2.5	0.70	1
1,2,4-Trichlorobenzene	ND		ug/l	2.5	0.70	1
1,3,5-Trimethylbenzene	ND		ug/l	2.5	0.70	1

Project Name: 198 DOUGLASS STREET **Lab Number:** L1736356

Project Number: 0715.0028Y000 **Report Date:** 10/13/17

SAMPLE RESULTS

Lab ID: L1736356-04 Date Collected: 10/05/17 00:00

Client ID: TRIP BLANK Date Received: 10/09/17

Sample Location: 198 DOUGLASS Field Prep: Not Specified

Parameter	Result	Qualifier	Units	RL	MDL	Dilution Factor
Volatile Organics by GC/MS - Westborough Lab						
1,2,4-Trimethylbenzene	ND		ug/l	2.5	0.70	1
1,4-Dioxane	ND		ug/l	250	61.	1
p-Diethylbenzene	ND		ug/l	2.0	0.70	1
p-Ethyltoluene	ND		ug/l	2.0	0.70	1
1,2,4,5-Tetramethylbenzene	ND		ug/l	2.0	0.54	1
Ethyl ether	ND		ug/l	2.5	0.70	1
trans-1,4-Dichloro-2-butene	ND		ug/l	2.5	0.70	1

Surrogate	% Recovery	Qualifier	Acceptance Criteria
1,2-Dichloroethane-d4	97		70-130
Toluene-d8	94		70-130
4-Bromofluorobenzene	90		70-130
Dibromofluoromethane	104		70-130

Project Name: 198 DOUGLASS STREET **Lab Number:** L1736356

Project Number: 0715.0028Y000 **Report Date:** 10/13/17

Method Blank Analysis
Batch Quality Control

Analytical Method: 1,8260C
Analytical Date: 10/12/17 09:37
Analyst: PD

Parameter	Result	Qualifier	Units	RL	MDL
Volatile Organics by GC/MS - Westborough Lab for sample(s): 01-04 Batch: WG1051607-5					
Methylene chloride	ND		ug/l	2.5	0.70
1,1-Dichloroethane	ND		ug/l	2.5	0.70
Chloroform	ND		ug/l	2.5	0.70
Carbon tetrachloride	ND		ug/l	0.50	0.13
1,2-Dichloropropane	ND		ug/l	1.0	0.14
Dibromochloromethane	ND		ug/l	0.50	0.15
1,1,2-Trichloroethane	ND		ug/l	1.5	0.50
Tetrachloroethene	ND		ug/l	0.50	0.18
Chlorobenzene	ND		ug/l	2.5	0.70
Trichlorofluoromethane	ND		ug/l	2.5	0.70
1,2-Dichloroethane	ND		ug/l	0.50	0.13
1,1,1-Trichloroethane	ND		ug/l	2.5	0.70
Bromodichloromethane	ND		ug/l	0.50	0.19
trans-1,3-Dichloropropene	ND		ug/l	0.50	0.16
cis-1,3-Dichloropropene	ND		ug/l	0.50	0.14
1,3-Dichloropropene, Total	ND		ug/l	0.50	0.14
1,1-Dichloropropene	ND		ug/l	2.5	0.70
Bromoform	ND		ug/l	2.0	0.65
1,1,2,2-Tetrachloroethane	ND		ug/l	0.50	0.17
Benzene	ND		ug/l	0.50	0.16
Toluene	ND		ug/l	2.5	0.70
Ethylbenzene	ND		ug/l	2.5	0.70
Chloromethane	ND		ug/l	2.5	0.70
Bromomethane	ND		ug/l	2.5	0.70
Vinyl chloride	ND		ug/l	1.0	0.07
Chloroethane	ND		ug/l	2.5	0.70
1,1-Dichloroethene	ND		ug/l	0.50	0.17
trans-1,2-Dichloroethene	ND		ug/l	2.5	0.70
Trichloroethene	ND		ug/l	0.50	0.18

Project Name: 198 DOUGLASS STREET **Lab Number:** L1736356

Project Number: 0715.0028Y000 **Report Date:** 10/13/17

Method Blank Analysis
Batch Quality Control

Analytical Method: 1,8260C
Analytical Date: 10/12/17 09:37
Analyst: PD

Parameter	Result	Qualifier	Units	RL	MDL
Volatile Organics by GC/MS - Westborough Lab for sample(s): 01-04 Batch: WG1051607-5					
1,2-Dichlorobenzene	ND		ug/l	2.5	0.70
1,3-Dichlorobenzene	ND		ug/l	2.5	0.70
1,4-Dichlorobenzene	ND		ug/l	2.5	0.70
Methyl tert butyl ether	ND		ug/l	2.5	0.70
p/m-Xylene	ND		ug/l	2.5	0.70
o-Xylene	ND		ug/l	2.5	0.70
Xylenes, Total	ND		ug/l	2.5	0.70
cis-1,2-Dichloroethene	ND		ug/l	2.5	0.70
1,2-Dichloroethene, Total	ND		ug/l	2.5	0.70
Dibromomethane	ND		ug/l	5.0	1.0
1,2,3-Trichloropropane	ND		ug/l	2.5	0.70
Acrylonitrile	ND		ug/l	5.0	1.5
Styrene	ND		ug/l	2.5	0.70
Dichlorodifluoromethane	ND		ug/l	5.0	1.0
Acetone	ND		ug/l	5.0	1.5
Carbon disulfide	ND		ug/l	5.0	1.0
2-Butanone	ND		ug/l	5.0	1.9
Vinyl acetate	ND		ug/l	5.0	1.0
4-Methyl-2-pentanone	ND		ug/l	5.0	1.0
2-Hexanone	ND		ug/l	5.0	1.0
Bromochloromethane	ND		ug/l	2.5	0.70
2,2-Dichloropropane	ND		ug/l	2.5	0.70
1,2-Dibromoethane	ND		ug/l	2.0	0.65
1,3-Dichloropropane	ND		ug/l	2.5	0.70
1,1,1,2-Tetrachloroethane	ND		ug/l	2.5	0.70
Bromobenzene	ND		ug/l	2.5	0.70
n-Butylbenzene	ND		ug/l	2.5	0.70
sec-Butylbenzene	ND		ug/l	2.5	0.70
tert-Butylbenzene	ND		ug/l	2.5	0.70

Project Name: 198 DOUGLASS STREET **Lab Number:** L1736356

Project Number: 0715.0028Y000 **Report Date:** 10/13/17

Method Blank Analysis
Batch Quality Control

Analytical Method: 1,8260C
Analytical Date: 10/12/17 09:37
Analyst: PD

Parameter	Result	Qualifier	Units	RL	MDL
Volatile Organics by GC/MS - Westborough Lab for sample(s): 01-04 Batch: WG1051607-5					
o-Chlorotoluene	ND		ug/l	2.5	0.70
p-Chlorotoluene	ND		ug/l	2.5	0.70
1,2-Dibromo-3-chloropropane	ND		ug/l	2.5	0.70
Hexachlorobutadiene	ND		ug/l	2.5	0.70
Isopropylbenzene	ND		ug/l	2.5	0.70
p-Isopropyltoluene	ND		ug/l	2.5	0.70
Naphthalene	ND		ug/l	2.5	0.70
n-Propylbenzene	ND		ug/l	2.5	0.70
1,2,3-Trichlorobenzene	ND		ug/l	2.5	0.70
1,2,4-Trichlorobenzene	ND		ug/l	2.5	0.70
1,3,5-Trimethylbenzene	ND		ug/l	2.5	0.70
1,2,4-Trimethylbenzene	ND		ug/l	2.5	0.70
1,4-Dioxane	ND		ug/l	250	61.
p-Diethylbenzene	ND		ug/l	2.0	0.70
p-Ethyltoluene	ND		ug/l	2.0	0.70
1,2,4,5-Tetramethylbenzene	ND		ug/l	2.0	0.54
Ethyl ether	ND		ug/l	2.5	0.70
trans-1,4-Dichloro-2-butene	ND		ug/l	2.5	0.70

Surrogate	%Recovery	Qualifier	Acceptance Criteria
1,2-Dichloroethane-d4	96		70-130
Toluene-d8	94		70-130
4-Bromofluorobenzene	92		70-130
Dibromofluoromethane	101		70-130

Lab Control Sample Analysis
Batch Quality Control

Project Name: 198 DOUGLASS STREET
Project Number: 0715.0028Y000

Lab Number: L1736356
Report Date: 10/13/17

Parameter	LCS %Recovery	Qual	LCSD %Recovery	Qual	%Recovery Limits	RPD	Qual	RPD Limits
Volatile Organics by GC/MS - Westborough Lab Associated sample(s): 01-04 Batch: WG1051607-3 WG1051607-4								
Methylene chloride	98		96		70-130	2		20
1,1-Dichloroethane	88		87		70-130	1		20
Chloroform	88		87		70-130	1		20
Carbon tetrachloride	94		92		63-132	2		20
1,2-Dichloropropane	89		88		70-130	1		20
Dibromochloromethane	87		87		63-130	0		20
1,1,2-Trichloroethane	88		86		70-130	2		20
Tetrachloroethene	99		98		70-130	1		20
Chlorobenzene	90		90		75-130	0		20
Trichlorofluoromethane	100		98		62-150	2		20
1,2-Dichloroethane	87		86		70-130	1		20
1,1,1-Trichloroethane	93		92		67-130	1		20
Bromodichloromethane	88		86		67-130	2		20
trans-1,3-Dichloropropene	85		83		70-130	2		20
cis-1,3-Dichloropropene	90		88		70-130	2		20
1,1-Dichloropropene	97		95		70-130	2		20
Bromoform	89		88		54-136	1		20
1,1,2,2-Tetrachloroethane	95		93		67-130	2		20
Benzene	90		89		70-130	1		20
Toluene	89		88		70-130	1		20
Ethylbenzene	91		91		70-130	0		20
Chloromethane	94		92		64-130	2		20
Bromomethane	88		84		39-139	5		20

Lab Control Sample Analysis
Batch Quality Control

Project Name: 198 DOUGLASS STREET
Project Number: 0715.0028Y000

Lab Number: L1736356
Report Date: 10/13/17

Parameter	LCS %Recovery	Qual	LCSD %Recovery	Qual	%Recovery Limits	RPD	Qual	RPD Limits
Volatile Organics by GC/MS - Westborough Lab Associated sample(s): 01-04 Batch: WG1051607-3 WG1051607-4								
Vinyl chloride	94		92		55-140	2		20
Chloroethane	110		100		55-138	10		20
1,1-Dichloroethene	100		98		61-145	2		20
trans-1,2-Dichloroethene	96		94		70-130	2		20
Trichloroethene	89		87		70-130	2		20
1,2-Dichlorobenzene	93		91		70-130	2		20
1,3-Dichlorobenzene	92		91		70-130	1		20
1,4-Dichlorobenzene	91		90		70-130	1		20
Methyl tert butyl ether	89		86		63-130	3		20
p/m-Xylene	100		100		70-130	0		20
o-Xylene	100		100		70-130	0		20
cis-1,2-Dichloroethene	94		92		70-130	2		20
Dibromomethane	92		89		70-130	3		20
1,2,3-Trichloropropane	93		91		64-130	2		20
Acrylonitrile	90		88		70-130	2		20
Styrene	95		95		70-130	0		20
Dichlorodifluoromethane	88		87		36-147	1		20
Acetone	99		94		58-148	5		20
Carbon disulfide	94		92		51-130	2		20
2-Butanone	92		90		63-138	2		20
Vinyl acetate	89		85		70-130	5		20
4-Methyl-2-pentanone	87		82		59-130	6		20
2-Hexanone	82		77		57-130	6		20

Lab Control Sample Analysis
Batch Quality Control

Project Name: 198 DOUGLASS STREET
Project Number: 0715.0028Y000

Lab Number: L1736356
Report Date: 10/13/17

Parameter	LCS %Recovery	Qual	LCSD %Recovery	Qual	%Recovery Limits	RPD	Qual	RPD Limits
Volatile Organics by GC/MS - Westborough Lab Associated sample(s): 01-04 Batch: WG1051607-3 WG1051607-4								
Bromochloromethane	97		95		70-130	2		20
2,2-Dichloropropane	89		88		63-133	1		20
1,2-Dibromoethane	90		88		70-130	2		20
1,3-Dichloropropane	87		85		70-130	2		20
1,1,1,2-Tetrachloroethane	89		87		64-130	2		20
Bromobenzene	92		90		70-130	2		20
n-Butylbenzene	96		95		53-136	1		20
sec-Butylbenzene	96		95		70-130	1		20
tert-Butylbenzene	96		95		70-130	1		20
o-Chlorotoluene	89		89		70-130	0		20
p-Chlorotoluene	88		88		70-130	0		20
1,2-Dibromo-3-chloropropane	94		92		41-144	2		20
Hexachlorobutadiene	110		100		63-130	10		20
Isopropylbenzene	96		95		70-130	1		20
p-Isopropyltoluene	98		97		70-130	1		20
Naphthalene	120		100		70-130	18		20
n-Propylbenzene	92		93		69-130	1		20
1,2,3-Trichlorobenzene	130		120		70-130	8		20
1,2,4-Trichlorobenzene	110		100		70-130	10		20
1,3,5-Trimethylbenzene	92		91		64-130	1		20
1,2,4-Trimethylbenzene	93		92		70-130	1		20
1,4-Dioxane	124		122		56-162	2		20
p-Diethylbenzene	96		95		70-130	1		20

Lab Control Sample Analysis
Batch Quality Control

Project Name: 198 DOUGLASS STREET
Project Number: 0715.0028Y000

Lab Number: L1736356
Report Date: 10/13/17

Parameter	LCS %Recovery	Qual	LCSD %Recovery	Qual	%Recovery Limits	RPD	Qual	RPD Limits
Volatile Organics by GC/MS - Westborough Lab Associated sample(s): 01-04 Batch: WG1051607-3 WG1051607-4								
p-Ethyltoluene	93		94		70-130	1		20
1,2,4,5-Tetramethylbenzene	99		95		70-130	4		20
Ethyl ether	96		93		59-134	3		20
trans-1,4-Dichloro-2-butene	75		73		70-130	3		20

Surrogate	LCS %Recovery	Qual	LCSD %Recovery	Qual	Acceptance Criteria
1,2-Dichloroethane-d4	98		96		70-130
Toluene-d8	95		95		70-130
4-Bromofluorobenzene	92		92		70-130
Dibromofluoromethane	102		100		70-130

SEMIVOLATILES

Project Name: 198 DOUGLASS STREET
Project Number: 0715.0028Y000
Lab Number: L1736356
Report Date: 10/13/17

SAMPLE RESULTS

Lab ID: L1736356-01
Client ID: MW-1
Sample Location: 198 DOUGLASS

Matrix: Water
Analytical Method: 1,8270D
Analytical Date: 10/12/17 20:36
Analyst: PS

Date Collected: 10/09/17 09:45
Date Received: 10/09/17
Field Prep: Not Specified
Extraction Method: EPA 3510C
Extraction Date: 10/12/17 00:49

Parameter	Result	Qualifier	Units	RL	MDL	Dilution Factor
Semivolatile Organics by GC/MS - Westborough Lab						
1,2,4-Trichlorobenzene	ND		ug/l	5.0	0.66	1
Bis(2-chloroethyl)ether	ND		ug/l	2.0	0.67	1
1,2-Dichlorobenzene	ND		ug/l	2.0	0.73	1
1,3-Dichlorobenzene	ND		ug/l	2.0	0.69	1
1,4-Dichlorobenzene	ND		ug/l	2.0	0.71	1
3,3'-Dichlorobenzidine	ND		ug/l	5.0	1.4	1
2,4-Dinitrotoluene	ND		ug/l	5.0	0.84	1
2,6-Dinitrotoluene	ND		ug/l	5.0	1.1	1
4-Chlorophenyl phenyl ether	ND		ug/l	2.0	0.62	1
4-Bromophenyl phenyl ether	ND		ug/l	2.0	0.73	1
Bis(2-chloroisopropyl)ether	ND		ug/l	2.0	0.70	1
Bis(2-chloroethoxy)methane	ND		ug/l	5.0	0.63	1
Hexachlorocyclopentadiene	ND		ug/l	20	7.8	1
Isophorone	ND		ug/l	5.0	0.60	1
Nitrobenzene	ND		ug/l	2.0	0.75	1
NDPA/DPA	ND		ug/l	2.0	0.64	1
n-Nitrosodi-n-propylamine	ND		ug/l	5.0	0.70	1
Bis(2-ethylhexyl)phthalate	3.5		ug/l	3.0	0.91	1
Butyl benzyl phthalate	ND		ug/l	5.0	1.3	1
Di-n-butylphthalate	ND		ug/l	5.0	0.69	1
Di-n-octylphthalate	ND		ug/l	5.0	1.1	1
Diethyl phthalate	ND		ug/l	5.0	0.63	1
Dimethyl phthalate	ND		ug/l	5.0	0.65	1
Biphenyl	ND		ug/l	2.0	0.76	1
4-Chloroaniline	ND		ug/l	5.0	0.63	1
2-Nitroaniline	ND		ug/l	5.0	1.1	1
3-Nitroaniline	ND		ug/l	5.0	1.2	1
4-Nitroaniline	ND		ug/l	5.0	1.3	1
Dibenzofuran	ND		ug/l	2.0	0.66	1
1,2,4,5-Tetrachlorobenzene	ND		ug/l	10	0.67	1

Project Name: 198 DOUGLASS STREET **Lab Number:** L1736356

Project Number: 0715.0028Y000 **Report Date:** 10/13/17

SAMPLE RESULTS

Lab ID: L1736356-01 Date Collected: 10/09/17 09:45

Client ID: MW-1 Date Received: 10/09/17

Sample Location: 198 DOUGLASS Field Prep: Not Specified

Parameter	Result	Qualifier	Units	RL	MDL	Dilution Factor
Semivolatile Organics by GC/MS - Westborough Lab						
Acetophenone	ND		ug/l	5.0	0.85	1
2,4,6-Trichlorophenol	ND		ug/l	5.0	0.68	1
p-Chloro-m-cresol	ND		ug/l	2.0	0.62	1
2-Chlorophenol	ND		ug/l	2.0	0.63	1
2,4-Dichlorophenol	ND		ug/l	5.0	0.77	1
2,4-Dimethylphenol	ND		ug/l	5.0	1.6	1
2-Nitrophenol	ND		ug/l	10	1.5	1
4-Nitrophenol	ND		ug/l	10	1.8	1
2,4-Dinitrophenol	ND		ug/l	20	5.5	1
4,6-Dinitro-o-cresol	ND		ug/l	10	2.1	1
Phenol	ND		ug/l	5.0	1.9	1
2-Methylphenol	ND		ug/l	5.0	1.0	1
3-Methylphenol/4-Methylphenol	ND		ug/l	5.0	1.1	1
2,4,5-Trichlorophenol	ND		ug/l	5.0	0.72	1
Benzoic Acid	ND		ug/l	50	13.	1
Benzyl Alcohol	ND		ug/l	2.0	0.72	1
Carbazole	ND		ug/l	2.0	0.63	1

Surrogate	% Recovery	Qualifier	Acceptance Criteria
2-Fluorophenol	59		21-120
Phenol-d6	45		10-120
Nitrobenzene-d5	86		23-120
2-Fluorobiphenyl	83		15-120
2,4,6-Tribromophenol	98		10-120
4-Terphenyl-d14	91		41-149

Project Name: 198 DOUGLASS STREET
Project Number: 0715.0028Y000
Lab Number: L1736356
Report Date: 10/13/17

SAMPLE RESULTS

Lab ID: L1736356-01
Client ID: MW-1
Sample Location: 198 DOUGLASS

Matrix: Water
Analytical Method: 1,8270D-SIM
Analytical Date: 10/12/17 18:32
Analyst: DV

Date Collected: 10/09/17 09:45
Date Received: 10/09/17
Field Prep: Not Specified
Extraction Method: EPA 3510C
Extraction Date: 10/12/17 01:20

Parameter	Result	Qualifier	Units	RL	MDL	Dilution Factor
Semivolatile Organics by GC/MS-SIM - Westborough Lab						
Acenaphthene	ND		ug/l	0.10	0.04	1
2-Chloronaphthalene	ND		ug/l	0.20	0.04	1
Fluoranthene	ND		ug/l	0.10	0.04	1
Hexachlorobutadiene	ND		ug/l	0.50	0.04	1
Naphthalene	ND		ug/l	0.10	0.04	1
Benzo(a)anthracene	0.02	J	ug/l	0.10	0.02	1
Benzo(a)pyrene	0.05	J	ug/l	0.10	0.04	1
Benzo(b)fluoranthene	0.02	J	ug/l	0.10	0.02	1
Benzo(k)fluoranthene	ND		ug/l	0.10	0.04	1
Chrysene	ND		ug/l	0.10	0.04	1
Acenaphthylene	ND		ug/l	0.10	0.04	1
Anthracene	ND		ug/l	0.10	0.04	1
Benzo(ghi)perylene	ND		ug/l	0.10	0.04	1
Fluorene	ND		ug/l	0.10	0.04	1
Phenanthrene	ND		ug/l	0.10	0.02	1
Dibenzo(a,h)anthracene	ND		ug/l	0.10	0.04	1
Indeno(1,2,3-cd)pyrene	ND		ug/l	0.10	0.04	1
Pyrene	ND		ug/l	0.10	0.04	1
2-Methylnaphthalene	ND		ug/l	0.10	0.05	1
Pentachlorophenol	ND		ug/l	0.80	0.22	1
Hexachlorobenzene	ND		ug/l	0.80	0.03	1
Hexachloroethane	ND		ug/l	0.80	0.03	1

Project Name: 198 DOUGLASS STREET **Lab Number:** L1736356

Project Number: 0715.0028Y000 **Report Date:** 10/13/17

SAMPLE RESULTS

Lab ID: L1736356-01 Date Collected: 10/09/17 09:45

Client ID: MW-1 Date Received: 10/09/17

Sample Location: 198 DOUGLASS Field Prep: Not Specified

Parameter	Result	Qualifier	Units	RL	MDL	Dilution Factor

Semivolatile Organics by GC/MS-SIM - Westborough Lab

Surrogate	% Recovery	Qualifier	Acceptance Criteria
2-Fluorophenol	25		21-120
Phenol-d6	36		10-120
Nitrobenzene-d5	73		23-120
2-Fluorobiphenyl	70		15-120
2,4,6-Tribromophenol	83		10-120
4-Terphenyl-d14	71		41-149

Project Name: 198 DOUGLASS STREET
Project Number: 0715.0028Y000
Lab Number: L1736356
Report Date: 10/13/17

SAMPLE RESULTS

Lab ID: L1736356-02
Client ID: MW-2
Sample Location: 198 DOUGLASS

Matrix: Water
Analytical Method: 1,8270D
Analytical Date: 10/13/17 04:00
Analyst: PS

Date Collected: 10/09/17 11:00
Date Received: 10/09/17
Field Prep: Not Specified
Extraction Method: EPA 3510C
Extraction Date: 10/12/17 00:49

Parameter	Result	Qualifier	Units	RL	MDL	Dilution Factor
Semivolatile Organics by GC/MS - Westborough Lab						
1,2,4-Trichlorobenzene	ND		ug/l	4.9	0.65	1
Bis(2-chloroethyl)ether	ND		ug/l	2.0	0.66	1
1,2-Dichlorobenzene	ND		ug/l	2.0	0.72	1
1,3-Dichlorobenzene	ND		ug/l	2.0	0.68	1
1,4-Dichlorobenzene	ND		ug/l	2.0	0.70	1
3,3'-Dichlorobenzidine	ND		ug/l	4.9	1.4	1
2,4-Dinitrotoluene	ND		ug/l	4.9	0.84	1
2,6-Dinitrotoluene	ND		ug/l	4.9	1.1	1
4-Chlorophenyl phenyl ether	ND		ug/l	2.0	0.62	1
4-Bromophenyl phenyl ether	ND		ug/l	2.0	0.72	1
Bis(2-chloroisopropyl)ether	ND		ug/l	2.0	0.69	1
Bis(2-chloroethoxy)methane	ND		ug/l	4.9	0.62	1
Hexachlorocyclopentadiene	ND		ug/l	20	7.8	1
Isophorone	ND		ug/l	4.9	0.59	1
Nitrobenzene	ND		ug/l	2.0	0.74	1
NDPA/DPA	ND		ug/l	2.0	0.64	1
n-Nitrosodi-n-propylamine	ND		ug/l	4.9	0.69	1
Bis(2-ethylhexyl)phthalate	2.8	J	ug/l	3.0	0.90	1
Butyl benzyl phthalate	ND		ug/l	4.9	1.2	1
Di-n-butylphthalate	ND		ug/l	4.9	0.68	1
Di-n-octylphthalate	ND		ug/l	4.9	1.1	1
Diethyl phthalate	ND		ug/l	4.9	0.62	1
Dimethyl phthalate	ND		ug/l	4.9	0.64	1
Biphenyl	ND		ug/l	2.0	0.75	1
4-Chloroaniline	ND		ug/l	4.9	0.62	1
2-Nitroaniline	ND		ug/l	4.9	1.1	1
3-Nitroaniline	ND		ug/l	4.9	1.2	1
4-Nitroaniline	ND		ug/l	4.9	1.3	1
Dibenzofuran	ND		ug/l	2.0	0.65	1
1,2,4,5-Tetrachlorobenzene	ND		ug/l	9.9	0.66	1

Project Name: 198 DOUGLASS STREET **Lab Number:** L1736356

Project Number: 0715.0028Y000 **Report Date:** 10/13/17

SAMPLE RESULTS

Lab ID: L1736356-02 Date Collected: 10/09/17 11:00

Client ID: MW-2 Date Received: 10/09/17

Sample Location: 198 DOUGLASS Field Prep: Not Specified

Parameter	Result	Qualifier	Units	RL	MDL	Dilution Factor
Semivolatile Organics by GC/MS - Westborough Lab						
Acetophenone	ND		ug/l	4.9	0.84	1
2,4,6-Trichlorophenol	ND		ug/l	4.9	0.67	1
p-Chloro-m-cresol	ND		ug/l	2.0	0.61	1
2-Chlorophenol	ND		ug/l	2.0	0.62	1
2,4-Dichlorophenol	ND		ug/l	4.9	0.76	1
2,4-Dimethylphenol	ND		ug/l	4.9	1.6	1
2-Nitrophenol	ND		ug/l	9.9	1.5	1
4-Nitrophenol	ND		ug/l	9.9	1.8	1
2,4-Dinitrophenol	ND		ug/l	20	5.4	1
4,6-Dinitro-o-cresol	ND		ug/l	9.9	2.1	1
Phenol	ND		ug/l	4.9	1.9	1
2-Methylphenol	ND		ug/l	4.9	1.0	1
3-Methylphenol/4-Methylphenol	ND		ug/l	4.9	1.1	1
2,4,5-Trichlorophenol	ND		ug/l	4.9	0.71	1
Benzoic Acid	ND		ug/l	49	13.	1
Benzyl Alcohol	ND		ug/l	2.0	0.72	1
Carbazole	ND		ug/l	2.0	0.62	1

Surrogate	% Recovery	Qualifier	Acceptance Criteria
2-Fluorophenol	69		21-120
Phenol-d6	48		10-120
Nitrobenzene-d5	84		23-120
2-Fluorobiphenyl	93		15-120
2,4,6-Tribromophenol	83		10-120
4-Terphenyl-d14	99		41-149

Project Name: 198 DOUGLASS STREET
Project Number: 0715.0028Y000
Lab Number: L1736356
Report Date: 10/13/17

SAMPLE RESULTS

Lab ID: L1736356-02
Client ID: MW-2
Sample Location: 198 DOUGLASS

Matrix: Water
Analytical Method: 1,8270D-SIM
Analytical Date: 10/12/17 19:00
Analyst: DV

Date Collected: 10/09/17 11:00
Date Received: 10/09/17
Field Prep: Not Specified
Extraction Method: EPA 3510C
Extraction Date: 10/12/17 01:20

Parameter	Result	Qualifier	Units	RL	MDL	Dilution Factor
Semivolatile Organics by GC/MS-SIM - Westborough Lab						
Acenaphthene	5.9		ug/l	0.10	0.04	1
2-Chloronaphthalene	ND		ug/l	0.20	0.04	1
Fluoranthene	1.3		ug/l	0.10	0.04	1
Hexachlorobutadiene	ND		ug/l	0.49	0.04	1
Naphthalene	0.16		ug/l	0.10	0.04	1
Benzo(a)anthracene	0.44		ug/l	0.10	0.02	1
Benzo(a)pyrene	0.19		ug/l	0.10	0.04	1
Benzo(b)fluoranthene	0.14		ug/l	0.10	0.02	1
Benzo(k)fluoranthene	0.05	J	ug/l	0.10	0.04	1
Chrysene	0.41		ug/l	0.10	0.04	1
Acenaphthylene	0.21		ug/l	0.10	0.04	1
Anthracene	0.50		ug/l	0.10	0.04	1
Benzo(ghi)perylene	0.04	J	ug/l	0.10	0.04	1
Fluorene	0.20		ug/l	0.10	0.04	1
Phenanthrene	0.22		ug/l	0.10	0.02	1
Dibenzo(a,h)anthracene	ND		ug/l	0.10	0.04	1
Indeno(1,2,3-cd)pyrene	0.08	J	ug/l	0.10	0.04	1
Pyrene	2.5		ug/l	0.10	0.04	1
2-Methylnaphthalene	ND		ug/l	0.10	0.04	1
Pentachlorophenol	ND		ug/l	0.79	0.22	1
Hexachlorobenzene	ND		ug/l	0.79	0.03	1
Hexachloroethane	ND		ug/l	0.79	0.03	1

Project Name: 198 DOUGLASS STREET **Lab Number:** L1736356

Project Number: 0715.0028Y000 **Report Date:** 10/13/17

SAMPLE RESULTS

Lab ID: L1736356-02 Date Collected: 10/09/17 11:00

Client ID: MW-2 Date Received: 10/09/17

Sample Location: 198 DOUGLASS Field Prep: Not Specified

Parameter	Result	Qualifier	Units	RL	MDL	Dilution Factor

Semivolatile Organics by GC/MS-SIM - Westborough Lab

Surrogate	% Recovery	Qualifier	Acceptance Criteria
2-Fluorophenol	28		21-120
Phenol-d6	39		10-120
Nitrobenzene-d5	81		23-120
2-Fluorobiphenyl	77		15-120
2,4,6-Tribromophenol	89		10-120
4-Terphenyl-d14	78		41-149

Project Name: 198 DOUGLASS STREET
Project Number: 0715.0028Y000

Lab Number: L1736356
Report Date: 10/13/17

SAMPLE RESULTS

Lab ID: L1736356-03
Client ID: MW-3
Sample Location: 198 DOUGLASS

Matrix: Water
Analytical Method: 1,8270D
Analytical Date: 10/13/17 04:25
Analyst: PS

Date Collected: 10/09/17 12:30
Date Received: 10/09/17
Field Prep: Not Specified
Extraction Method: EPA 3510C
Extraction Date: 10/12/17 00:49

Parameter	Result	Qualifier	Units	RL	MDL	Dilution Factor
Semivolatile Organics by GC/MS - Westborough Lab						
1,2,4-Trichlorobenzene	ND		ug/l	5.0	0.66	1
Bis(2-chloroethyl)ether	ND		ug/l	2.0	0.67	1
1,2-Dichlorobenzene	ND		ug/l	2.0	0.73	1
1,3-Dichlorobenzene	ND		ug/l	2.0	0.69	1
1,4-Dichlorobenzene	ND		ug/l	2.0	0.71	1
3,3'-Dichlorobenzidine	ND		ug/l	5.0	1.4	1
2,4-Dinitrotoluene	ND		ug/l	5.0	0.84	1
2,6-Dinitrotoluene	ND		ug/l	5.0	1.1	1
4-Chlorophenyl phenyl ether	ND		ug/l	2.0	0.62	1
4-Bromophenyl phenyl ether	ND		ug/l	2.0	0.73	1
Bis(2-chloroisopropyl)ether	ND		ug/l	2.0	0.70	1
Bis(2-chloroethoxy)methane	ND		ug/l	5.0	0.63	1
Hexachlorocyclopentadiene	ND		ug/l	20	7.8	1
Isophorone	ND		ug/l	5.0	0.60	1
Nitrobenzene	ND		ug/l	2.0	0.75	1
NDPA/DPA	ND		ug/l	2.0	0.64	1
n-Nitrosodi-n-propylamine	ND		ug/l	5.0	0.70	1
Bis(2-ethylhexyl)phthalate	ND		ug/l	3.0	0.91	1
Butyl benzyl phthalate	ND		ug/l	5.0	1.3	1
Di-n-butylphthalate	ND		ug/l	5.0	0.69	1
Di-n-octylphthalate	ND		ug/l	5.0	1.1	1
Diethyl phthalate	ND		ug/l	5.0	0.63	1
Dimethyl phthalate	ND		ug/l	5.0	0.65	1
Biphenyl	ND		ug/l	2.0	0.76	1
4-Chloroaniline	ND		ug/l	5.0	0.63	1
2-Nitroaniline	ND		ug/l	5.0	1.1	1
3-Nitroaniline	ND		ug/l	5.0	1.2	1
4-Nitroaniline	ND		ug/l	5.0	1.3	1
Dibenzofuran	ND		ug/l	2.0	0.66	1
1,2,4,5-Tetrachlorobenzene	ND		ug/l	10	0.67	1

Project Name: 198 DOUGLASS STREET **Lab Number:** L1736356

Project Number: 0715.0028Y000 **Report Date:** 10/13/17

SAMPLE RESULTS

Lab ID: L1736356-03 Date Collected: 10/09/17 12:30

Client ID: MW-3 Date Received: 10/09/17

Sample Location: 198 DOUGLASS Field Prep: Not Specified

Parameter	Result	Qualifier	Units	RL	MDL	Dilution Factor
Semivolatile Organics by GC/MS - Westborough Lab						
Acetophenone	ND		ug/l	5.0	0.85	1
2,4,6-Trichlorophenol	ND		ug/l	5.0	0.68	1
p-Chloro-m-cresol	ND		ug/l	2.0	0.62	1
2-Chlorophenol	ND		ug/l	2.0	0.63	1
2,4-Dichlorophenol	ND		ug/l	5.0	0.77	1
2,4-Dimethylphenol	ND		ug/l	5.0	1.6	1
2-Nitrophenol	ND		ug/l	10	1.5	1
4-Nitrophenol	ND		ug/l	10	1.8	1
2,4-Dinitrophenol	ND		ug/l	20	5.5	1
4,6-Dinitro-o-cresol	ND		ug/l	10	2.1	1
Phenol	ND		ug/l	5.0	1.9	1
2-Methylphenol	ND		ug/l	5.0	1.0	1
3-Methylphenol/4-Methylphenol	ND		ug/l	5.0	1.1	1
2,4,5-Trichlorophenol	ND		ug/l	5.0	0.72	1
Benzoic Acid	ND		ug/l	50	13.	1
Benzyl Alcohol	ND		ug/l	2.0	0.72	1
Carbazole	ND		ug/l	2.0	0.63	1

Surrogate	% Recovery	Qualifier	Acceptance Criteria
2-Fluorophenol	66		21-120
Phenol-d6	49		10-120
Nitrobenzene-d5	84		23-120
2-Fluorobiphenyl	93		15-120
2,4,6-Tribromophenol	76		10-120
4-Terphenyl-d14	97		41-149

Project Name: 198 DOUGLASS STREET
Project Number: 0715.0028Y000
Lab Number: L1736356
Report Date: 10/13/17

SAMPLE RESULTS

Lab ID: L1736356-03
Client ID: MW-3
Sample Location: 198 DOUGLASS

Matrix: Water
Analytical Method: 1,8270D-SIM
Analytical Date: 10/12/17 19:28
Analyst: DV

Date Collected: 10/09/17 12:30
Date Received: 10/09/17
Field Prep: Not Specified
Extraction Method: EPA 3510C
Extraction Date: 10/12/17 01:20

Parameter	Result	Qualifier	Units	RL	MDL	Dilution Factor
Semivolatile Organics by GC/MS-SIM - Westborough Lab						
Acenaphthene	0.15		ug/l	0.10	0.04	1
2-Chloronaphthalene	ND		ug/l	0.20	0.04	1
Fluoranthene	0.07	J	ug/l	0.10	0.04	1
Hexachlorobutadiene	ND		ug/l	0.50	0.04	1
Naphthalene	0.09	J	ug/l	0.10	0.04	1
Benzo(a)anthracene	0.04	J	ug/l	0.10	0.02	1
Benzo(a)pyrene	0.07	J	ug/l	0.10	0.04	1
Benzo(b)fluoranthene	0.05	J	ug/l	0.10	0.02	1
Benzo(k)fluoranthene	ND		ug/l	0.10	0.04	1
Chrysene	ND		ug/l	0.10	0.04	1
Acenaphthylene	ND		ug/l	0.10	0.04	1
Anthracene	ND		ug/l	0.10	0.04	1
Benzo(ghi)perylene	ND		ug/l	0.10	0.04	1
Fluorene	ND		ug/l	0.10	0.04	1
Phenanthrene	0.02	J	ug/l	0.10	0.02	1
Dibenzo(a,h)anthracene	ND		ug/l	0.10	0.04	1
Indeno(1,2,3-cd)pyrene	0.06	J	ug/l	0.10	0.04	1
Pyrene	0.07	J	ug/l	0.10	0.04	1
2-Methylnaphthalene	ND		ug/l	0.10	0.05	1
Pentachlorophenol	ND		ug/l	0.80	0.22	1
Hexachlorobenzene	ND		ug/l	0.80	0.03	1
Hexachloroethane	ND		ug/l	0.80	0.03	1

Project Name: 198 DOUGLASS STREET **Lab Number:** L1736356

Project Number: 0715.0028Y000 **Report Date:** 10/13/17

SAMPLE RESULTS

Lab ID:	L1736356-03	Date Collected:	10/09/17 12:30
Client ID:	MW-3	Date Received:	10/09/17
Sample Location:	198 DOUGLASS	Field Prep:	Not Specified

Parameter	Result	Qualifier	Units	RL	MDL	Dilution Factor

Semivolatile Organics by GC/MS-SIM - Westborough Lab

Surrogate	% Recovery	Qualifier	Acceptance Criteria
2-Fluorophenol	28		21-120
Phenol-d6	39		10-120
Nitrobenzene-d5	80		23-120
2-Fluorobiphenyl	76		15-120
2,4,6-Tribromophenol	81		10-120
4-Terphenyl-d14	79		41-149

Project Name: 198 DOUGLASS STREET **Lab Number:** L1736356

Project Number: 0715.0028Y000 **Report Date:** 10/13/17

Method Blank Analysis
Batch Quality Control

Analytical Method: 1,8270D
Analytical Date: 10/12/17 12:35
Analyst: SZ

Extraction Method: EPA 3510C
Extraction Date: 10/11/17 19:25

Parameter	Result	Qualifier	Units	RL	MDL
Semivolatile Organics by GC/MS - Westborough Lab for sample(s): 01-03 Batch: WG1051344-1					
Acenaphthene	ND		ug/l	2.0	0.59
1,2,4-Trichlorobenzene	ND		ug/l	5.0	0.66
Hexachlorobenzene	ND		ug/l	2.0	0.58
Bis(2-chloroethyl)ether	ND		ug/l	2.0	0.67
2-Chloronaphthalene	ND		ug/l	2.0	0.64
1,2-Dichlorobenzene	ND		ug/l	2.0	0.73
1,3-Dichlorobenzene	ND		ug/l	2.0	0.69
1,4-Dichlorobenzene	ND		ug/l	2.0	0.71
3,3'-Dichlorobenzidine	ND		ug/l	5.0	1.4
2,4-Dinitrotoluene	ND		ug/l	5.0	0.84
2,6-Dinitrotoluene	ND		ug/l	5.0	1.1
Fluoranthene	ND		ug/l	2.0	0.57
4-Chlorophenyl phenyl ether	ND		ug/l	2.0	0.62
4-Bromophenyl phenyl ether	ND		ug/l	2.0	0.73
Bis(2-chloroisopropyl)ether	ND		ug/l	2.0	0.70
Bis(2-chloroethoxy)methane	ND		ug/l	5.0	0.63
Hexachlorobutadiene	ND		ug/l	2.0	0.72
Hexachlorocyclopentadiene	ND		ug/l	20	7.8
Hexachloroethane	ND		ug/l	2.0	0.68
Isophorone	ND		ug/l	5.0	0.60
Naphthalene	ND		ug/l	2.0	0.68
Nitrobenzene	ND		ug/l	2.0	0.75
NDPA/DPA	ND		ug/l	2.0	0.64
n-Nitrosodi-n-propylamine	ND		ug/l	5.0	0.70
Bis(2-ethylhexyl)phthalate	ND		ug/l	3.0	0.91
Butyl benzyl phthalate	ND		ug/l	5.0	1.3
Di-n-butylphthalate	ND		ug/l	5.0	0.69
Di-n-octylphthalate	ND		ug/l	5.0	1.1
Diethyl phthalate	ND		ug/l	5.0	0.63

Project Name: 198 DOUGLASS STREET **Lab Number:** L1736356

Project Number: 0715.0028Y000 **Report Date:** 10/13/17

Method Blank Analysis
Batch Quality Control

Analytical Method: 1,8270D
Analytical Date: 10/12/17 12:35
Analyst: SZ

Extraction Method: EPA 3510C
Extraction Date: 10/11/17 19:25

Parameter	Result	Qualifier	Units	RL	MDL
Semivolatile Organics by GC/MS - Westborough Lab for sample(s): 01-03 Batch: WG1051344-1					
Dimethyl phthalate	ND		ug/l	5.0	0.65
Benzo(a)anthracene	ND		ug/l	2.0	0.61
Benzo(a)pyrene	ND		ug/l	2.0	0.54
Benzo(b)fluoranthene	ND		ug/l	2.0	0.64
Benzo(k)fluoranthene	ND		ug/l	2.0	0.60
Chrysene	ND		ug/l	2.0	0.54
Acenaphthylene	ND		ug/l	2.0	0.66
Anthracene	ND		ug/l	2.0	0.64
Benzo(ghi)perylene	ND		ug/l	2.0	0.61
Fluorene	ND		ug/l	2.0	0.62
Phenanthrene	ND		ug/l	2.0	0.61
Dibenzo(a,h)anthracene	ND		ug/l	2.0	0.55
Indeno(1,2,3-cd)pyrene	ND		ug/l	2.0	0.71
Pyrene	ND		ug/l	2.0	0.57
Biphenyl	ND		ug/l	2.0	0.76
4-Chloroaniline	ND		ug/l	5.0	0.63
2-Nitroaniline	ND		ug/l	5.0	1.1
3-Nitroaniline	ND		ug/l	5.0	1.2
4-Nitroaniline	ND		ug/l	5.0	1.3
Dibenzofuran	ND		ug/l	2.0	0.66
2-Methylnaphthalene	ND		ug/l	2.0	0.72
1,2,4,5-Tetrachlorobenzene	ND		ug/l	10	0.67
Acetophenone	ND		ug/l	5.0	0.85
2,4,6-Trichlorophenol	ND		ug/l	5.0	0.68
p-Chloro-m-cresol	ND		ug/l	2.0	0.62
2-Chlorophenol	ND		ug/l	2.0	0.63
2,4-Dichlorophenol	ND		ug/l	5.0	0.77
2,4-Dimethylphenol	ND		ug/l	5.0	1.6
2-Nitrophenol	ND		ug/l	10	1.5

Project Name: 198 DOUGLASS STREET
Project Number: 0715.0028Y000

Lab Number: L1736356
Report Date: 10/13/17

Method Blank Analysis
Batch Quality Control

Analytical Method: 1,8270D
Analytical Date: 10/12/17 12:35
Analyst: SZ

Extraction Method: EPA 3510C
Extraction Date: 10/11/17 19:25

Parameter	Result	Qualifier	Units	RL	MDL
Semivolatile Organics by GC/MS - Westborough Lab for sample(s): 01-03 Batch: WG1051344-1					
4-Nitrophenol	ND		ug/l	10	1.8
2,4-Dinitrophenol	ND		ug/l	20	5.5
4,6-Dinitro-o-cresol	ND		ug/l	10	2.1
Pentachlorophenol	ND		ug/l	10	3.4
Phenol	ND		ug/l	5.0	1.9
2-Methylphenol	ND		ug/l	5.0	1.0
3-Methylphenol/4-Methylphenol	ND		ug/l	5.0	1.1
2,4,5-Trichlorophenol	ND		ug/l	5.0	0.72
Benzoic Acid	ND		ug/l	50	13.
Benzyl Alcohol	ND		ug/l	2.0	0.72
Carbazole	ND		ug/l	2.0	0.63

Tentatively Identified Compounds			
Total TIC Compounds	8.79	J	ug/l
Unknown	8.79	J	ug/l

Surrogate	%Recovery	Qualifier	Acceptance Criteria
2-Fluorophenol	53		21-120
Phenol-d6	33		10-120
Nitrobenzene-d5	68		23-120
2-Fluorobiphenyl	72		15-120
2,4,6-Tribromophenol	66		10-120
4-Terphenyl-d14	79		41-149

Project Name: 198 DOUGLASS STREET
Project Number: 0715.0028Y000

Lab Number: L1736356
Report Date: 10/13/17

Method Blank Analysis
Batch Quality Control

Analytical Method: 1,8270D-SIM
Analytical Date: 10/12/17 08:35
Analyst: DV

Extraction Method: EPA 3510C
Extraction Date: 10/11/17 19:25

Parameter	Result	Qualifier	Units	RL	MDL
Semivolatile Organics by GC/MS-SIM - Westborough Lab for sample(s): 01-03 Batch: WG1051346-1					
Acenaphthene	ND		ug/l	0.10	0.04
2-Chloronaphthalene	ND		ug/l	0.20	0.04
Fluoranthene	ND		ug/l	0.10	0.04
Hexachlorobutadiene	ND		ug/l	0.50	0.04
Naphthalene	ND		ug/l	0.10	0.04
Benzo(a)anthracene	ND		ug/l	0.10	0.02
Benzo(a)pyrene	ND		ug/l	0.10	0.04
Benzo(b)fluoranthene	ND		ug/l	0.10	0.02
Benzo(k)fluoranthene	ND		ug/l	0.10	0.04
Chrysene	ND		ug/l	0.10	0.04
Acenaphthylene	ND		ug/l	0.10	0.04
Anthracene	ND		ug/l	0.10	0.04
Benzo(ghi)perylene	ND		ug/l	0.10	0.04
Fluorene	ND		ug/l	0.10	0.04
Phenanthrene	ND		ug/l	0.10	0.02
Dibenzo(a,h)anthracene	ND		ug/l	0.10	0.04
Indeno(1,2,3-cd)pyrene	ND		ug/l	0.10	0.04
Pyrene	ND		ug/l	0.10	0.04
2-Methylnaphthalene	ND		ug/l	0.10	0.05
Pentachlorophenol	ND		ug/l	0.80	0.22
Hexachlorobenzene	ND		ug/l	0.80	0.03
Hexachloroethane	ND		ug/l	0.80	0.03

Project Name: 198 DOUGLASS STREET
Project Number: 0715.0028Y000

Lab Number: L1736356
Report Date: 10/13/17

Method Blank Analysis
Batch Quality Control

Analytical Method: 1,8270D-SIM
Analytical Date: 10/12/17 08:35
Analyst: DV

Extraction Method: EPA 3510C
Extraction Date: 10/11/17 19:25

Parameter	Result	Qualifier	Units	RL	MDL
Semivolatile Organics by GC/MS-SIM - Westborough Lab for sample(s): 01-03 Batch: WG1051346-1					

Surrogate	%Recovery	Qualifier	Acceptance Criteria
2-Fluorophenol	37		21-120
Phenol-d6	26		10-120
Nitrobenzene-d5	59		23-120
2-Fluorobiphenyl	54		15-120
2,4,6-Tribromophenol	64		10-120
4-Terphenyl-d14	53		41-149

Lab Control Sample Analysis
Batch Quality Control

Project Name: 198 DOUGLASS STREET
Project Number: 0715.0028Y000

Lab Number: L1736356
Report Date: 10/13/17

Parameter	LCS %Recovery	Qual	LCSD %Recovery	Qual	%Recovery Limits	RPD	Qual	RPD Limits
Semivolatile Organics by GC/MS - Westborough Lab Associated sample(s): 01-03 Batch: WG1051344-2 WG1051344-3								
Acenaphthene	82		66		37-111	22		30
1,2,4-Trichlorobenzene	69		57		39-98	19		30
Hexachlorobenzene	80		64		40-140	22		30
Bis(2-chloroethyl)ether	87		72		40-140	19		30
2-Chloronaphthalene	82		64		40-140	25		30
1,2-Dichlorobenzene	69		56		40-140	21		30
1,3-Dichlorobenzene	67		56		40-140	18		30
1,4-Dichlorobenzene	67		56		36-97	18		30
3,3'-Dichlorobenzidine	65		55		40-140	17		30
2,4-Dinitrotoluene	91		73		48-143	22		30
2,6-Dinitrotoluene	95		74		40-140	25		30
Fluoranthene	90		72		40-140	22		30
4-Chlorophenyl phenyl ether	84		67		40-140	23		30
4-Bromophenyl phenyl ether	84		66		40-140	24		30
Bis(2-chloroisopropyl)ether	86		71		40-140	19		30
Bis(2-chloroethoxy)methane	91		72		40-140	23		30
Hexachlorobutadiene	59		50		40-140	17		30
Hexachlorocyclopentadiene	79		68		40-140	15		30
Hexachloroethane	60		50		40-140	18		30
Isophorone	90		72		40-140	22		30
Naphthalene	76		62		40-140	20		30
Nitrobenzene	85		69		40-140	21		30
NDPA/DPA	90		72		40-140	22		30

Lab Control Sample Analysis
Batch Quality Control

Project Name: 198 DOUGLASS STREET
Project Number: 0715.0028Y000
Lab Number: L1736356
Report Date: 10/13/17

Parameter	LCS %Recovery	Qual	LCSD %Recovery	Qual	%Recovery Limits	RPD	Qual	RPD Limits
Semivolatile Organics by GC/MS - Westborough Lab Associated sample(s): 01-03 Batch: WG1051344-2 WG1051344-3								
n-Nitrosodi-n-propylamine	88		71		29-132	21		30
Bis(2-ethylhexyl)phthalate	94		76		40-140	21		30
Butyl benzyl phthalate	92		74		40-140	22		30
Di-n-butylphthalate	92		74		40-140	22		30
Di-n-octylphthalate	94		76		40-140	21		30
Diethyl phthalate	87		71		40-140	20		30
Dimethyl phthalate	93		73		40-140	24		30
Benzo(a)anthracene	91		72		40-140	23		30
Benzo(a)pyrene	91		72		40-140	23		30
Benzo(b)fluoranthene	89		72		40-140	21		30
Benzo(k)fluoranthene	92		74		40-140	22		30
Chrysene	91		73		40-140	22		30
Acenaphthylene	88		70		45-123	23		30
Anthracene	92		74		40-140	22		30
Benzo(ghi)perylene	86		70		40-140	21		30
Fluorene	87		69		40-140	23		30
Phenanthrene	88		70		40-140	23		30
Dibenzo(a,h)anthracene	86		69		40-140	22		30
Indeno(1,2,3-cd)pyrene	86		69		40-140	22		30
Pyrene	90		73		26-127	21		30
Biphenyl	89		71		40-140	23		30
4-Chloroaniline	71		60		40-140	17		30
2-Nitroaniline	93		73		52-143	24		30

Lab Control Sample Analysis
Batch Quality Control

Project Name: 198 DOUGLASS STREET
Project Number: 0715.0028Y000
Lab Number: L1736356
Report Date: 10/13/17

Parameter	LCS %Recovery	Qual	LCSD %Recovery	Qual	%Recovery Limits	RPD	Qual	RPD Limits
Semivolatile Organics by GC/MS - Westborough Lab Associated sample(s): 01-03 Batch: WG1051344-2 WG1051344-3								
3-Nitroaniline	76		62		25-145	20		30
4-Nitroaniline	88		69		51-143	24		30
Dibenzofuran	85		67		40-140	24		30
2-Methylnaphthalene	78		63		40-140	21		30
1,2,4,5-Tetrachlorobenzene	78		63		2-134	21		30
Acetophenone	96		78		39-129	21		30
2,4,6-Trichlorophenol	93		73		30-130	24		30
p-Chloro-m-cresol	92		73		23-97	23		30
2-Chlorophenol	87		71		27-123	20		30
2,4-Dichlorophenol	92		74		30-130	22		30
2,4-Dimethylphenol	102		80		30-130	24		30
2-Nitrophenol	89		72		30-130	21		30
4-Nitrophenol	55		44		10-80	22		30
2,4-Dinitrophenol	82		68		20-130	19		30
4,6-Dinitro-o-cresol	90		73		20-164	21		30
Pentachlorophenol	94		76		9-103	21		30
Phenol	50		42		12-110	17		30
2-Methylphenol	84		67		30-130	23		30
3-Methylphenol/4-Methylphenol	82		65		30-130	23		30
2,4,5-Trichlorophenol	91		72		30-130	23		30
Benzoic Acid	29		27		10-164	7		30
Benzyl Alcohol	77		64		26-116	18		30
Carbazole	90		73		55-144	21		30

Lab Control Sample Analysis
Batch Quality Control

Project Name: 198 DOUGLASS STREET
Project Number: 0715.0028Y000

Lab Number: L1736356
Report Date: 10/13/17

Parameter	LCS %Recovery	Qual	LCSD %Recovery	Qual	%Recovery Limits	RPD	Qual	RPD Limits
Semivolatile Organics by GC/MS - Westborough Lab Associated sample(s): 01-03 Batch: WG1051344-2 WG1051344-3								

Surrogate	LCS %Recovery	Qual	LCSD %Recovery	Qual	Acceptance Criteria
2-Fluorophenol	64		53		21-120
Phenol-d6	42		34		10-120
Nitrobenzene-d5	83		67		23-120
2-Fluorobiphenyl	87		70		15-120
2,4,6-Tribromophenol	79		64		10-120
4-Terphenyl-d14	85		70		41-149

Lab Control Sample Analysis
Batch Quality Control

Project Name: 198 DOUGLASS STREET
Project Number: 0715.0028Y000

Lab Number: L1736356
Report Date: 10/13/17

Parameter	LCS %Recovery	Qual	LCSD %Recovery	Qual	%Recovery Limits	RPD	Qual	RPD Limits
Semivolatile Organics by GC/MS-SIM - Westborough Lab Associated sample(s): 01-03 Batch: WG1051346-2 WG1051346-3								
Acenaphthene	49		49		37-111	0		40
2-Chloronaphthalene	54		54		40-140	0		40
Fluoranthene	56		55		40-140	2		40
Hexachlorobutadiene	43		45		40-140	5		40
Naphthalene	50		51		40-140	2		40
Benzo(a)anthracene	54		52		40-140	4		40
Benzo(a)pyrene	49		47		40-140	4		40
Benzo(b)fluoranthene	54		51		40-140	6		40
Benzo(k)fluoranthene	53		50		40-140	6		40
Chrysene	48		46		40-140	4		40
Acenaphthylene	61		61		40-140	0		40
Anthracene	54		53		40-140	2		40
Benzo(ghi)perylene	52		50		40-140	4		40
Fluorene	54		52		40-140	4		40
Phenanthrene	49		47		40-140	4		40
Dibenzo(a,h)anthracene	50		48		40-140	4		40
Indeno(1,2,3-cd)pyrene	49		46		40-140	6		40
Pyrene	56		54		26-127	4		40
2-Methylnaphthalene	53		54		40-140	2		40
Pentachlorophenol	50		51		9-103	2		40
Hexachlorobenzene	47		45		40-140	4		40
Hexachloroethane	44		47		40-140	7		40

Lab Control Sample Analysis

Batch Quality Control

Project Name: 198 DOUGLASS STREET

Project Number: 0715.0028Y000

Lab Number: L1736356

Report Date: 10/13/17

Parameter	LCS %Recovery	Qual	LCSD %Recovery	Qual	%Recovery Limits	RPD	Qual	RPD Limits
Semivolatile Organics by GC/MS-SIM - Westborough Lab Associated sample(s): 01-03 Batch: WG1051346-2 WG1051346-3								

Surrogate	LCS %Recovery	Qual	LCSD %Recovery	Qual	Acceptance Criteria
2-Fluorophenol	39		36		21-120
Phenol-d6	29		27		10-120
Nitrobenzene-d5	65		62		23-120
2-Fluorobiphenyl	58		55		15-120
2,4,6-Tribromophenol	73		69		10-120
4-Terphenyl-d14	59		55		41-149

METALS

Project Name: 198 DOUGLASS STREET
Project Number: 0715.0028Y000
Lab Number: L1736356
Report Date: 10/13/17

SAMPLE RESULTS

Lab ID: L1736356-01
Client ID: MW-1
Sample Location: 198 DOUGLASS
Matrix: Water

Date Collected: 10/09/17 09:45
Date Received: 10/09/17
Field Prep: Not Specified

Parameter	Result	Qualifier	Units	RL	MDL	Dilution Factor	Date Prepared	Date Analyzed	Prep Method	Analytical Method	Analyst
Total Metals - Mansfield Lab											
Aluminum, Total	0.0256		mg/l	0.0100	0.00327	1	10/11/17 17:40	10/12/17 14:58	EPA 3005A	1,6020A	AM
Antimony, Total	ND		mg/l	0.00400	0.00042	1	10/11/17 17:40	10/12/17 14:58	EPA 3005A	1,6020A	AM
Arsenic, Total	0.00108		mg/l	0.00050	0.00016	1	10/11/17 17:40	10/12/17 14:58	EPA 3005A	1,6020A	AM
Barium, Total	0.07279		mg/l	0.00050	0.00017	1	10/11/17 17:40	10/12/17 14:58	EPA 3005A	1,6020A	AM
Beryllium, Total	ND		mg/l	0.00050	0.00010	1	10/11/17 17:40	10/12/17 14:58	EPA 3005A	1,6020A	AM
Cadmium, Total	ND		mg/l	0.00020	0.00005	1	10/11/17 17:40	10/12/17 14:58	EPA 3005A	1,6020A	AM
Calcium, Total	102.		mg/l	0.100	0.0394	1	10/11/17 17:40	10/12/17 14:58	EPA 3005A	1,6020A	AM
Chromium, Total	0.00049	J	mg/l	0.00100	0.00017	1	10/11/17 17:40	10/12/17 14:58	EPA 3005A	1,6020A	AM
Cobalt, Total	0.00031	J	mg/l	0.00050	0.00016	1	10/11/17 17:40	10/12/17 14:58	EPA 3005A	1,6020A	AM
Copper, Total	ND		mg/l	0.00100	0.00038	1	10/11/17 17:40	10/12/17 14:58	EPA 3005A	1,6020A	AM
Iron, Total	4.40		mg/l	0.0500	0.0191	1	10/11/17 17:40	10/12/17 14:58	EPA 3005A	1,6020A	AM
Lead, Total	0.00064	J	mg/l	0.00100	0.00034	1	10/11/17 17:40	10/12/17 14:58	EPA 3005A	1,6020A	AM
Magnesium, Total	20.2		mg/l	0.0700	0.0242	1	10/11/17 17:40	10/12/17 14:58	EPA 3005A	1,6020A	AM
Manganese, Total	0.5656		mg/l	0.00100	0.00044	1	10/11/17 17:40	10/12/17 14:58	EPA 3005A	1,6020A	AM
Mercury, Total	ND		mg/l	0.00020	0.00006	1	10/12/17 12:17	10/12/17 13:34	EPA 7470A	1,7470A	MG
Nickel, Total	ND		mg/l	0.00200	0.00055	1	10/11/17 17:40	10/12/17 14:58	EPA 3005A	1,6020A	AM
Potassium, Total	32.6		mg/l	0.100	0.0309	1	10/11/17 17:40	10/12/17 14:58	EPA 3005A	1,6020A	AM
Selenium, Total	ND		mg/l	0.00500	0.00173	1	10/11/17 17:40	10/12/17 14:58	EPA 3005A	1,6020A	AM
Silver, Total	ND		mg/l	0.00040	0.00016	1	10/11/17 17:40	10/12/17 14:58	EPA 3005A	1,6020A	AM
Sodium, Total	143.		mg/l	0.100	0.0293	1	10/11/17 17:40	10/12/17 14:58	EPA 3005A	1,6020A	AM
Thallium, Total	ND		mg/l	0.00050	0.00014	1	10/11/17 17:40	10/12/17 14:58	EPA 3005A	1,6020A	AM
Vanadium, Total	ND		mg/l	0.00500	0.00157	1	10/11/17 17:40	10/12/17 14:58	EPA 3005A	1,6020A	AM
Zinc, Total	ND		mg/l	0.01000	0.00341	1	10/11/17 17:40	10/12/17 14:58	EPA 3005A	1,6020A	AM
Dissolved Metals - Mansfield Lab											
Aluminum, Dissolved	ND		mg/l	0.0100	0.00327	1	10/11/17 17:10	10/12/17 13:28	EPA 3005A	1,6020A	AM
Antimony, Dissolved	ND		mg/l	0.00400	0.00042	1	10/11/17 17:10	10/12/17 13:28	EPA 3005A	1,6020A	AM
Arsenic, Dissolved	0.00080		mg/l	0.00050	0.00016	1	10/11/17 17:10	10/12/17 13:28	EPA 3005A	1,6020A	AM
Barium, Dissolved	0.03535		mg/l	0.00050	0.00017	1	10/11/17 17:10	10/12/17 13:28	EPA 3005A	1,6020A	AM
Beryllium, Dissolved	ND		mg/l	0.00050	0.00010	1	10/11/17 17:10	10/12/17 13:28	EPA 3005A	1,6020A	AM
Cadmium, Dissolved	ND		mg/l	0.00020	0.00005	1	10/11/17 17:10	10/12/17 13:28	EPA 3005A	1,6020A	AM

Project Name: 198 DOUGLASS STREET
Project Number: 0715.0028Y000
Lab Number: L1736356
Report Date: 10/13/17

SAMPLE RESULTS

Lab ID: L1736356-01
Client ID: MW-1
Sample Location: 198 DOUGLASS
Matrix: Water

Date Collected: 10/09/17 09:45
Date Received: 10/09/17
Field Prep: Not Specified

Parameter	Result	Qualifier	Units	RL	MDL	Dilution Factor	Date Prepared	Date Analyzed	Prep Method	Analytical Method	Analyst
Calcium, Dissolved	102.		mg/l	0.100	0.0394	1	10/11/17 17:10	10/12/17 13:28	EPA 3005A	1,6020A	AM
Chromium, Dissolved	0.00019	J	mg/l	0.00100	0.00017	1	10/11/17 17:10	10/12/17 13:28	EPA 3005A	1,6020A	AM
Cobalt, Dissolved	0.00024	J	mg/l	0.00050	0.00016	1	10/11/17 17:10	10/12/17 13:28	EPA 3005A	1,6020A	AM
Copper, Dissolved	ND		mg/l	0.00100	0.00038	1	10/11/17 17:10	10/12/17 13:28	EPA 3005A	1,6020A	AM
Iron, Dissolved	0.0219	J	mg/l	0.0500	0.0191	1	10/11/17 17:10	10/12/17 13:28	EPA 3005A	1,6020A	AM
Lead, Dissolved	ND		mg/l	0.00100	0.00034	1	10/11/17 17:10	10/12/17 13:28	EPA 3005A	1,6020A	AM
Magnesium, Dissolved	19.9		mg/l	0.0700	0.0242	1	10/11/17 17:10	10/12/17 13:28	EPA 3005A	1,6020A	AM
Manganese, Dissolved	0.5006		mg/l	0.00100	0.00044	1	10/11/17 17:10	10/12/17 13:28	EPA 3005A	1,6020A	AM
Mercury, Dissolved	ND		mg/l	0.00020	0.00006	1	10/12/17 16:00	10/13/17 13:24	EPA 7470A	1,7470A	MG
Nickel, Dissolved	ND		mg/l	0.00200	0.00055	1	10/11/17 17:10	10/12/17 13:28	EPA 3005A	1,6020A	AM
Potassium, Dissolved	32.8		mg/l	0.100	0.0309	1	10/11/17 17:10	10/12/17 13:28	EPA 3005A	1,6020A	AM
Selenium, Dissolved	ND		mg/l	0.00500	0.00173	1	10/11/17 17:10	10/12/17 13:28	EPA 3005A	1,6020A	AM
Silver, Dissolved	ND		mg/l	0.00040	0.00016	1	10/11/17 17:10	10/12/17 13:28	EPA 3005A	1,6020A	AM
Sodium, Dissolved	149.		mg/l	0.100	0.0293	1	10/11/17 17:10	10/12/17 13:28	EPA 3005A	1,6020A	AM
Thallium, Dissolved	ND		mg/l	0.00050	0.00014	1	10/11/17 17:10	10/12/17 13:28	EPA 3005A	1,6020A	AM
Vanadium, Dissolved	ND		mg/l	0.00500	0.00157	1	10/11/17 17:10	10/12/17 13:28	EPA 3005A	1,6020A	AM
Zinc, Dissolved	ND		mg/l	0.01000	0.00341	1	10/11/17 17:10	10/12/17 13:28	EPA 3005A	1,6020A	AM

Project Name: 198 DOUGLASS STREET
Project Number: 0715.0028Y000
Lab Number: L1736356
Report Date: 10/13/17

SAMPLE RESULTS

Lab ID: L1736356-02
Client ID: MW-2
Sample Location: 198 DOUGLASS
Matrix: Water

Date Collected: 10/09/17 11:00
Date Received: 10/09/17
Field Prep: Not Specified

Parameter	Result	Qualifier	Units	RL	MDL	Dilution Factor	Date Prepared	Date Analyzed	Prep Method	Analytical Method	Analyst
Total Metals - Mansfield Lab											
Aluminum, Total	0.349		mg/l	0.0100	0.00327	1	10/11/17 17:40	10/12/17 15:01	EPA 3005A	1,6020A	AM
Antimony, Total	ND		mg/l	0.00400	0.00042	1	10/11/17 17:40	10/12/17 15:01	EPA 3005A	1,6020A	AM
Arsenic, Total	0.00069		mg/l	0.00050	0.00016	1	10/11/17 17:40	10/12/17 15:01	EPA 3005A	1,6020A	AM
Barium, Total	0.02844		mg/l	0.00050	0.00017	1	10/11/17 17:40	10/12/17 15:01	EPA 3005A	1,6020A	AM
Beryllium, Total	ND		mg/l	0.00050	0.00010	1	10/11/17 17:40	10/12/17 15:01	EPA 3005A	1,6020A	AM
Cadmium, Total	ND		mg/l	0.00020	0.00005	1	10/11/17 17:40	10/12/17 15:01	EPA 3005A	1,6020A	AM
Calcium, Total	30.2		mg/l	0.100	0.0394	1	10/11/17 17:40	10/12/17 15:01	EPA 3005A	1,6020A	AM
Chromium, Total	0.00261		mg/l	0.00100	0.00017	1	10/11/17 17:40	10/12/17 15:01	EPA 3005A	1,6020A	AM
Cobalt, Total	0.00038	J	mg/l	0.00050	0.00016	1	10/11/17 17:40	10/12/17 15:01	EPA 3005A	1,6020A	AM
Copper, Total	0.00126		mg/l	0.00100	0.00038	1	10/11/17 17:40	10/12/17 15:01	EPA 3005A	1,6020A	AM
Iron, Total	1.54		mg/l	0.0500	0.0191	1	10/11/17 17:40	10/12/17 15:01	EPA 3005A	1,6020A	AM
Lead, Total	0.00200		mg/l	0.00100	0.00034	1	10/11/17 17:40	10/12/17 15:01	EPA 3005A	1,6020A	AM
Magnesium, Total	32.9		mg/l	0.0700	0.0242	1	10/11/17 17:40	10/12/17 15:01	EPA 3005A	1,6020A	AM
Manganese, Total	0.08200		mg/l	0.00100	0.00044	1	10/11/17 17:40	10/12/17 15:01	EPA 3005A	1,6020A	AM
Mercury, Total	0.00007	J	mg/l	0.00020	0.00006	1	10/12/17 12:17	10/12/17 14:17	EPA 7470A	1,7470A	MG
Nickel, Total	0.00280		mg/l	0.00200	0.00055	1	10/11/17 17:40	10/12/17 15:01	EPA 3005A	1,6020A	AM
Potassium, Total	25.2		mg/l	0.100	0.0309	1	10/11/17 17:40	10/12/17 15:01	EPA 3005A	1,6020A	AM
Selenium, Total	ND		mg/l	0.00500	0.00173	1	10/11/17 17:40	10/12/17 15:01	EPA 3005A	1,6020A	AM
Silver, Total	ND		mg/l	0.00040	0.00016	1	10/11/17 17:40	10/12/17 15:01	EPA 3005A	1,6020A	AM
Sodium, Total	125.		mg/l	0.100	0.0293	1	10/11/17 17:40	10/12/17 15:01	EPA 3005A	1,6020A	AM
Thallium, Total	ND		mg/l	0.00050	0.00014	1	10/11/17 17:40	10/12/17 15:01	EPA 3005A	1,6020A	AM
Vanadium, Total	0.00193	J	mg/l	0.00500	0.00157	1	10/11/17 17:40	10/12/17 15:01	EPA 3005A	1,6020A	AM
Zinc, Total	0.00512	J	mg/l	0.01000	0.00341	1	10/11/17 17:40	10/12/17 15:01	EPA 3005A	1,6020A	AM
Dissolved Metals - Mansfield Lab											
Aluminum, Dissolved	0.00343	J	mg/l	0.0100	0.00327	1	10/11/17 17:10	10/12/17 13:32	EPA 3005A	1,6020A	AM
Antimony, Dissolved	ND		mg/l	0.00400	0.00042	1	10/11/17 17:10	10/12/17 13:32	EPA 3005A	1,6020A	AM
Arsenic, Dissolved	0.00057		mg/l	0.00050	0.00016	1	10/11/17 17:10	10/12/17 13:32	EPA 3005A	1,6020A	AM
Barium, Dissolved	0.01635		mg/l	0.00050	0.00017	1	10/11/17 17:10	10/12/17 13:32	EPA 3005A	1,6020A	AM
Beryllium, Dissolved	ND		mg/l	0.00050	0.00010	1	10/11/17 17:10	10/12/17 13:32	EPA 3005A	1,6020A	AM
Cadmium, Dissolved	ND		mg/l	0.00020	0.00005	1	10/11/17 17:10	10/12/17 13:32	EPA 3005A	1,6020A	AM

Project Name: 198 DOUGLASS STREET **Lab Number:** L1736356

Project Number: 0715.0028Y000 **Report Date:** 10/13/17

SAMPLE RESULTS

Lab ID: L1736356-02 Date Collected: 10/09/17 11:00

Client ID: MW-2 Date Received: 10/09/17

Sample Location: 198 DOUGLASS Field Prep: Not Specified

Matrix: Water

Parameter	Result	Qualifier	Units	RL	MDL	Dilution Factor	Date Prepared	Date Analyzed	Prep Method	Analytical Method	Analyst
Calcium, Dissolved	29.2		mg/l	0.100	0.0394	1	10/11/17 17:10	10/12/17 13:32	EPA 3005A	1,6020A	AM
Chromium, Dissolved	0.00023	J	mg/l	0.00100	0.00017	1	10/11/17 17:10	10/12/17 13:32	EPA 3005A	1,6020A	AM
Cobalt, Dissolved	ND		mg/l	0.00050	0.00016	1	10/11/17 17:10	10/12/17 13:32	EPA 3005A	1,6020A	AM
Copper, Dissolved	ND		mg/l	0.00100	0.00038	1	10/11/17 17:10	10/12/17 13:32	EPA 3005A	1,6020A	AM
Iron, Dissolved	ND		mg/l	0.0500	0.0191	1	10/11/17 17:10	10/12/17 13:32	EPA 3005A	1,6020A	AM
Lead, Dissolved	ND		mg/l	0.00100	0.00034	1	10/11/17 17:10	10/12/17 13:32	EPA 3005A	1,6020A	AM
Magnesium, Dissolved	31.4		mg/l	0.0700	0.0242	1	10/11/17 17:10	10/12/17 13:32	EPA 3005A	1,6020A	AM
Manganese, Dissolved	0.06709		mg/l	0.00100	0.00044	1	10/11/17 17:10	10/12/17 13:32	EPA 3005A	1,6020A	AM
Mercury, Dissolved	ND		mg/l	0.00020	0.00006	1	10/12/17 16:00	10/13/17 13:33	EPA 7470A	1,7470A	MG
Nickel, Dissolved	0.00130	J	mg/l	0.00200	0.00055	1	10/11/17 17:10	10/12/17 13:32	EPA 3005A	1,6020A	AM
Potassium, Dissolved	24.3		mg/l	0.100	0.0309	1	10/11/17 17:10	10/12/17 13:32	EPA 3005A	1,6020A	AM
Selenium, Dissolved	ND		mg/l	0.00500	0.00173	1	10/11/17 17:10	10/12/17 13:32	EPA 3005A	1,6020A	AM
Silver, Dissolved	ND		mg/l	0.00040	0.00016	1	10/11/17 17:10	10/12/17 13:32	EPA 3005A	1,6020A	AM
Sodium, Dissolved	127.		mg/l	0.100	0.0293	1	10/11/17 17:10	10/12/17 13:32	EPA 3005A	1,6020A	AM
Thallium, Dissolved	ND		mg/l	0.00050	0.00014	1	10/11/17 17:10	10/12/17 13:32	EPA 3005A	1,6020A	AM
Vanadium, Dissolved	ND		mg/l	0.00500	0.00157	1	10/11/17 17:10	10/12/17 13:32	EPA 3005A	1,6020A	AM
Zinc, Dissolved	ND		mg/l	0.01000	0.00341	1	10/11/17 17:10	10/12/17 13:32	EPA 3005A	1,6020A	AM

Project Name: 198 DOUGLASS STREET
Project Number: 0715.0028Y000
Lab Number: L1736356
Report Date: 10/13/17

SAMPLE RESULTS

Lab ID: L1736356-03
Client ID: MW-3
Sample Location: 198 DOUGLASS
Matrix: Water

Date Collected: 10/09/17 12:30
Date Received: 10/09/17
Field Prep: Not Specified

Parameter	Result	Qualifier	Units	RL	MDL	Dilution Factor	Date Prepared	Date Analyzed	Prep Method	Analytical Method	Analyst
Total Metals - Mansfield Lab											
Aluminum, Total	0.0137		mg/l	0.0100	0.00327	1	10/11/17 17:40	10/12/17 15:05	EPA 3005A	1,6020A	AM
Antimony, Total	0.00073	J	mg/l	0.00400	0.00042	1	10/11/17 17:40	10/12/17 15:05	EPA 3005A	1,6020A	AM
Arsenic, Total	0.00335		mg/l	0.00050	0.00016	1	10/11/17 17:40	10/12/17 15:05	EPA 3005A	1,6020A	AM
Barium, Total	0.1647		mg/l	0.00050	0.00017	1	10/11/17 17:40	10/12/17 15:05	EPA 3005A	1,6020A	AM
Beryllium, Total	ND		mg/l	0.00050	0.00010	1	10/11/17 17:40	10/12/17 15:05	EPA 3005A	1,6020A	AM
Cadmium, Total	ND		mg/l	0.00020	0.00005	1	10/11/17 17:40	10/12/17 15:05	EPA 3005A	1,6020A	AM
Calcium, Total	232.		mg/l	0.100	0.0394	1	10/11/17 17:40	10/12/17 15:05	EPA 3005A	1,6020A	AM
Chromium, Total	0.00049	J	mg/l	0.00100	0.00017	1	10/11/17 17:40	10/12/17 15:05	EPA 3005A	1,6020A	AM
Cobalt, Total	0.00098		mg/l	0.00050	0.00016	1	10/11/17 17:40	10/12/17 15:05	EPA 3005A	1,6020A	AM
Copper, Total	0.00057	J	mg/l	0.00100	0.00038	1	10/11/17 17:40	10/12/17 15:05	EPA 3005A	1,6020A	AM
Iron, Total	1.60		mg/l	0.0500	0.0191	1	10/11/17 17:40	10/12/17 15:05	EPA 3005A	1,6020A	AM
Lead, Total	0.00120		mg/l	0.00100	0.00034	1	10/11/17 17:40	10/12/17 15:05	EPA 3005A	1,6020A	AM
Magnesium, Total	143.		mg/l	0.0700	0.0242	1	10/11/17 17:40	10/12/17 15:05	EPA 3005A	1,6020A	AM
Manganese, Total	0.7784		mg/l	0.00100	0.00044	1	10/11/17 17:40	10/12/17 15:05	EPA 3005A	1,6020A	AM
Mercury, Total	ND		mg/l	0.00020	0.00006	1	10/12/17 12:17	10/12/17 14:18	EPA 7470A	1,7470A	MG
Nickel, Total	0.00102	J	mg/l	0.00200	0.00055	1	10/11/17 17:40	10/12/17 15:05	EPA 3005A	1,6020A	AM
Potassium, Total	60.1		mg/l	0.100	0.0309	1	10/11/17 17:40	10/12/17 15:05	EPA 3005A	1,6020A	AM
Selenium, Total	ND		mg/l	0.00500	0.00173	1	10/11/17 17:40	10/12/17 15:05	EPA 3005A	1,6020A	AM
Silver, Total	ND		mg/l	0.00040	0.00016	1	10/11/17 17:40	10/12/17 15:05	EPA 3005A	1,6020A	AM
Sodium, Total	1560		mg/l	2.00	0.586	20	10/11/17 17:40	10/12/17 16:48	EPA 3005A	1,6020A	AM
Thallium, Total	ND		mg/l	0.00050	0.00014	1	10/11/17 17:40	10/12/17 15:05	EPA 3005A	1,6020A	AM
Vanadium, Total	0.00160	J	mg/l	0.00500	0.00157	1	10/11/17 17:40	10/12/17 15:05	EPA 3005A	1,6020A	AM
Zinc, Total	ND		mg/l	0.01000	0.00341	1	10/11/17 17:40	10/12/17 15:05	EPA 3005A	1,6020A	AM
Dissolved Metals - Mansfield Lab											
Aluminum, Dissolved	ND		mg/l	0.0100	0.00327	1	10/11/17 17:10	10/12/17 14:22	EPA 3005A	1,6020A	AM
Antimony, Dissolved	0.00118	J	mg/l	0.00400	0.00042	1	10/11/17 17:10	10/12/17 14:22	EPA 3005A	1,6020A	AM
Arsenic, Dissolved	0.00177		mg/l	0.00050	0.00016	1	10/11/17 17:10	10/12/17 14:22	EPA 3005A	1,6020A	AM
Barium, Dissolved	0.1740		mg/l	0.00050	0.00017	1	10/11/17 17:10	10/12/17 14:22	EPA 3005A	1,6020A	AM
Beryllium, Dissolved	ND		mg/l	0.00050	0.00010	1	10/11/17 17:10	10/12/17 14:22	EPA 3005A	1,6020A	AM
Cadmium, Dissolved	ND		mg/l	0.00020	0.00005	1	10/11/17 17:10	10/12/17 14:22	EPA 3005A	1,6020A	AM

Project Name: 198 DOUGLASS STREET
Project Number: 0715.0028Y000
Lab Number: L1736356
Report Date: 10/13/17

SAMPLE RESULTS

Lab ID: L1736356-03
Client ID: MW-3
Sample Location: 198 DOUGLASS
Matrix: Water

Date Collected: 10/09/17 12:30
Date Received: 10/09/17
Field Prep: Not Specified

Parameter	Result	Qualifier	Units	RL	MDL	Dilution Factor	Date Prepared	Date Analyzed	Prep Method	Analytical Method	Analyst
Calcium, Dissolved	230.		mg/l	0.100	0.0394	1	10/11/17 17:10	10/12/17 14:22	EPA 3005A	1,6020A	AM
Chromium, Dissolved	ND		mg/l	0.00100	0.00017	1	10/11/17 17:10	10/12/17 14:22	EPA 3005A	1,6020A	AM
Cobalt, Dissolved	0.00093		mg/l	0.00050	0.00016	1	10/11/17 17:10	10/12/17 14:22	EPA 3005A	1,6020A	AM
Copper, Dissolved	ND		mg/l	0.00100	0.00038	1	10/11/17 17:10	10/12/17 14:22	EPA 3005A	1,6020A	AM
Iron, Dissolved	ND		mg/l	0.0500	0.0191	1	10/11/17 17:10	10/12/17 14:22	EPA 3005A	1,6020A	AM
Lead, Dissolved	ND		mg/l	0.00100	0.00034	1	10/11/17 17:10	10/12/17 14:22	EPA 3005A	1,6020A	AM
Magnesium, Dissolved	184.		mg/l	0.0700	0.0242	1	10/11/17 17:10	10/12/17 14:22	EPA 3005A	1,6020A	AM
Manganese, Dissolved	0.6911		mg/l	0.00100	0.00044	1	10/11/17 17:10	10/12/17 14:22	EPA 3005A	1,6020A	AM
Mercury, Dissolved	ND		mg/l	0.00020	0.00006	1	10/12/17 16:00	10/13/17 13:35	EPA 7470A	1,7470A	MG
Nickel, Dissolved	0.00116	J	mg/l	0.00200	0.00055	1	10/11/17 17:10	10/12/17 14:22	EPA 3005A	1,6020A	AM
Potassium, Dissolved	70.9		mg/l	0.100	0.0309	1	10/11/17 17:10	10/12/17 14:22	EPA 3005A	1,6020A	AM
Selenium, Dissolved	ND		mg/l	0.00500	0.00173	1	10/11/17 17:10	10/12/17 14:22	EPA 3005A	1,6020A	AM
Silver, Dissolved	ND		mg/l	0.00040	0.00016	1	10/11/17 17:10	10/12/17 14:22	EPA 3005A	1,6020A	AM
Sodium, Dissolved	1610		mg/l	2.00	0.586	20	10/11/17 17:10	10/12/17 14:51	EPA 3005A	1,6020A	AM
Thallium, Dissolved	ND		mg/l	0.00050	0.00014	1	10/11/17 17:10	10/12/17 14:22	EPA 3005A	1,6020A	AM
Vanadium, Dissolved	ND		mg/l	0.00500	0.00157	1	10/11/17 17:10	10/12/17 14:22	EPA 3005A	1,6020A	AM
Zinc, Dissolved	ND		mg/l	0.01000	0.00341	1	10/11/17 17:10	10/12/17 14:22	EPA 3005A	1,6020A	AM

Project Name: 198 DOUGLASS STREET **Lab Number:** L1736356

Project Number: 0715.0028Y000 **Report Date:** 10/13/17

Method Blank Analysis
Batch Quality Control

Parameter	Result	Qualifier	Units	RL	MDL	Dilution Factor	Date Prepared	Date Analyzed	Analytical Method	Analyst
Total Metals - Mansfield Lab for sample(s): 01-03 Batch: WG1051171-1										
Mercury, Total	ND		mg/l	0.00020	0.00006	1	10/12/17 12:17	10/12/17 13:31	1,7470A	MG

Prep Information

Digestion Method: EPA 7470A

Parameter	Result	Qualifier	Units	RL	MDL	Dilution Factor	Date Prepared	Date Analyzed	Analytical Method	Analyst
Dissolved Metals - Mansfield Lab for sample(s): 01-03 Batch: WG1051297-1										
Aluminum, Dissolved	ND		mg/l	0.0100	0.00327	1	10/11/17 17:10	10/12/17 13:45	1,6020A	AM
Antimony, Dissolved	0.00045	J	mg/l	0.00400	0.00042	1	10/11/17 17:10	10/12/17 13:45	1,6020A	AM
Arsenic, Dissolved	ND		mg/l	0.00050	0.00016	1	10/11/17 17:10	10/12/17 13:45	1,6020A	AM
Barium, Dissolved	ND		mg/l	0.00050	0.00017	1	10/11/17 17:10	10/12/17 13:45	1,6020A	AM
Beryllium, Dissolved	ND		mg/l	0.00050	0.00010	1	10/11/17 17:10	10/12/17 13:45	1,6020A	AM
Cadmium, Dissolved	ND		mg/l	0.00020	0.00005	1	10/11/17 17:10	10/12/17 13:45	1,6020A	AM
Calcium, Dissolved	ND		mg/l	0.100	0.0394	1	10/11/17 17:10	10/12/17 13:45	1,6020A	AM
Chromium, Dissolved	ND		mg/l	0.00100	0.00017	1	10/11/17 17:10	10/12/17 13:45	1,6020A	AM
Cobalt, Dissolved	ND		mg/l	0.00050	0.00016	1	10/11/17 17:10	10/12/17 13:45	1,6020A	AM
Copper, Dissolved	ND		mg/l	0.00100	0.00038	1	10/11/17 17:10	10/12/17 13:45	1,6020A	AM
Iron, Dissolved	ND		mg/l	0.0500	0.0191	1	10/11/17 17:10	10/12/17 13:45	1,6020A	AM
Lead, Dissolved	ND		mg/l	0.00100	0.00034	1	10/11/17 17:10	10/12/17 13:45	1,6020A	AM
Magnesium, Dissolved	ND		mg/l	0.0700	0.0242	1	10/11/17 17:10	10/12/17 13:45	1,6020A	AM
Manganese, Dissolved	ND		mg/l	0.00100	0.00044	1	10/11/17 17:10	10/12/17 13:45	1,6020A	AM
Nickel, Dissolved	ND		mg/l	0.00200	0.00055	1	10/11/17 17:10	10/12/17 13:45	1,6020A	AM
Potassium, Dissolved	ND		mg/l	0.100	0.0309	1	10/11/17 17:10	10/12/17 13:45	1,6020A	AM
Selenium, Dissolved	ND		mg/l	0.00500	0.00173	1	10/11/17 17:10	10/12/17 13:45	1,6020A	AM
Silver, Dissolved	ND		mg/l	0.00040	0.00016	1	10/11/17 17:10	10/12/17 13:45	1,6020A	AM
Sodium, Dissolved	ND		mg/l	0.100	0.0293	1	10/11/17 17:10	10/12/17 13:45	1,6020A	AM
Thallium, Dissolved	ND		mg/l	0.00050	0.00014	1	10/11/17 17:10	10/12/17 13:45	1,6020A	AM
Vanadium, Dissolved	ND		mg/l	0.00500	0.00157	1	10/11/17 17:10	10/12/17 13:45	1,6020A	AM
Zinc, Dissolved	ND		mg/l	0.01000	0.00341	1	10/11/17 17:10	10/12/17 13:45	1,6020A	AM

Project Name: 198 DOUGLASS STREET **Lab Number:** L1736356

Project Number: 0715.0028Y000 **Report Date:** 10/13/17

Method Blank Analysis
Batch Quality Control

Prep Information

Digestion Method: EPA 3005A

Parameter	Result	Qualifier	Units	RL	MDL	Dilution Factor	Date Prepared	Date Analyzed	Analytical Method	Analyst
Total Metals - Mansfield Lab for sample(s): 01-03 Batch: WG1051310-1										
Aluminum, Total	ND		mg/l	0.0100	0.00327	1	10/11/17 17:40	10/12/17 13:53	1,6020A	AM
Antimony, Total	ND		mg/l	0.00400	0.00042	1	10/11/17 17:40	10/12/17 13:53	1,6020A	AM
Arsenic, Total	ND		mg/l	0.00050	0.00016	1	10/11/17 17:40	10/12/17 13:53	1,6020A	AM
Barium, Total	ND		mg/l	0.00050	0.00017	1	10/11/17 17:40	10/12/17 13:53	1,6020A	AM
Beryllium, Total	ND		mg/l	0.00050	0.00010	1	10/11/17 17:40	10/12/17 13:53	1,6020A	AM
Cadmium, Total	ND		mg/l	0.00020	0.00005	1	10/11/17 17:40	10/12/17 13:53	1,6020A	AM
Calcium, Total	ND		mg/l	0.100	0.0394	1	10/11/17 17:40	10/12/17 13:53	1,6020A	AM
Chromium, Total	ND		mg/l	0.00100	0.00017	1	10/11/17 17:40	10/12/17 13:53	1,6020A	AM
Cobalt, Total	ND		mg/l	0.00050	0.00016	1	10/11/17 17:40	10/12/17 13:53	1,6020A	AM
Copper, Total	ND		mg/l	0.00100	0.00038	1	10/11/17 17:40	10/12/17 13:53	1,6020A	AM
Iron, Total	ND		mg/l	0.0500	0.0191	1	10/11/17 17:40	10/12/17 13:53	1,6020A	AM
Lead, Total	ND		mg/l	0.00100	0.00034	1	10/11/17 17:40	10/12/17 13:53	1,6020A	AM
Magnesium, Total	ND		mg/l	0.0700	0.0242	1	10/11/17 17:40	10/12/17 13:53	1,6020A	AM
Manganese, Total	ND		mg/l	0.00100	0.00044	1	10/11/17 17:40	10/12/17 13:53	1,6020A	AM
Nickel, Total	ND		mg/l	0.00200	0.00055	1	10/11/17 17:40	10/12/17 13:53	1,6020A	AM
Potassium, Total	ND		mg/l	0.100	0.0309	1	10/11/17 17:40	10/12/17 13:53	1,6020A	AM
Selenium, Total	ND		mg/l	0.00500	0.00173	1	10/11/17 17:40	10/12/17 13:53	1,6020A	AM
Silver, Total	ND		mg/l	0.00040	0.00016	1	10/11/17 17:40	10/12/17 13:53	1,6020A	AM
Sodium, Total	ND		mg/l	0.100	0.0293	1	10/11/17 17:40	10/12/17 13:53	1,6020A	AM
Thallium, Total	ND		mg/l	0.00050	0.00014	1	10/11/17 17:40	10/12/17 13:53	1,6020A	AM
Vanadium, Total	ND		mg/l	0.00500	0.00157	1	10/11/17 17:40	10/12/17 13:53	1,6020A	AM
Zinc, Total	ND		mg/l	0.01000	0.00341	1	10/11/17 17:40	10/12/17 13:53	1,6020A	AM

Prep Information

Digestion Method: EPA 3005A

Project Name: 198 DOUGLASS STREET **Lab Number:** L1736356

Project Number: 0715.0028Y000 **Report Date:** 10/13/17

Method Blank Analysis
Batch Quality Control

Parameter	Result	Qualifier	Units	RL	MDL	Dilution Factor	Date Prepared	Date Analyzed	Analytical Method	Analyst
Dissolved Metals - Mansfield Lab for sample(s): 01-03 Batch: WG1051713-1										
Mercury, Dissolved	ND		mg/l	0.00020	0.00006	1	10/12/17 16:00	10/13/17 13:21	1,7470A	MG

Prep Information

Digestion Method: EPA 7470A

Lab Control Sample Analysis

Batch Quality Control

Project Name: 198 DOUGLASS STREET

Project Number: 0715.0028Y000

Lab Number: L1736356

Report Date: 10/13/17

Parameter	LCS %Recovery	Qual	LCSD %Recovery	Qual	%Recovery Limits	RPD	Qual	RPD Limits
Total Metals - Mansfield Lab Associated sample(s): 01-03 Batch: WG1051171-2								
Mercury, Total	106		-		80-120	-		

Lab Control Sample Analysis
Batch Quality Control

Project Name: 198 DOUGLASS STREET
Project Number: 0715.0028Y000

Lab Number: L1736356
Report Date: 10/13/17

Parameter	LCS %Recovery	LCSD %Recovery	%Recovery Limits	RPD	RPD Limits
Dissolved Metals - Mansfield Lab Associated sample(s): 01-03 Batch: WG1051297-2					
Aluminum, Dissolved	105	-	80-120	-	
Antimony, Dissolved	99	-	80-120	-	
Arsenic, Dissolved	103	-	80-120	-	
Barium, Dissolved	100	-	80-120	-	
Beryllium, Dissolved	100	-	80-120	-	
Cadmium, Dissolved	106	-	80-120	-	
Calcium, Dissolved	100	-	80-120	-	
Chromium, Dissolved	104	-	80-120	-	
Cobalt, Dissolved	101	-	80-120	-	
Copper, Dissolved	103	-	80-120	-	
Iron, Dissolved	107	-	80-120	-	
Lead, Dissolved	103	-	80-120	-	
Magnesium, Dissolved	110	-	80-120	-	
Manganese, Dissolved	102	-	80-120	-	
Nickel, Dissolved	102	-	80-120	-	
Potassium, Dissolved	105	-	80-120	-	
Selenium, Dissolved	107	-	80-120	-	
Silver, Dissolved	100	-	80-120	-	
Sodium, Dissolved	106	-	80-120	-	
Thallium, Dissolved	97	-	80-120	-	
Vanadium, Dissolved	104	-	80-120	-	

Lab Control Sample Analysis

Batch Quality Control

Project Name: 198 DOUGLASS STREET

Project Number: 0715.0028Y000

Lab Number: L1736356

Report Date: 10/13/17

Parameter	LCS %Recovery	LCSD %Recovery	%Recovery Limits	RPD	RPD Limits
Dissolved Metals - Mansfield Lab Associated sample(s): 01-03 Batch: WG1051297-2					
Zinc, Dissolved	101	-	80-120	-	

Lab Control Sample Analysis
Batch Quality Control

Project Name: 198 DOUGLASS STREET
Project Number: 0715.0028Y000

Lab Number: L1736356
Report Date: 10/13/17

Parameter	LCS %Recovery	LCSD %Recovery	%Recovery Limits	RPD	RPD Limits
Total Metals - Mansfield Lab Associated sample(s): 01-03 Batch: WG1051310-2					
Aluminum, Total	110	-	80-120	-	
Antimony, Total	104	-	80-120	-	
Arsenic, Total	106	-	80-120	-	
Barium, Total	99	-	80-120	-	
Beryllium, Total	104	-	80-120	-	
Cadmium, Total	111	-	80-120	-	
Calcium, Total	106	-	80-120	-	
Chromium, Total	102	-	80-120	-	
Cobalt, Total	98	-	80-120	-	
Copper, Total	100	-	80-120	-	
Iron, Total	104	-	80-120	-	
Lead, Total	103	-	80-120	-	
Magnesium, Total	109	-	80-120	-	
Manganese, Total	102	-	80-120	-	
Nickel, Total	101	-	80-120	-	
Potassium, Total	109	-	80-120	-	
Selenium, Total	112	-	80-120	-	
Silver, Total	104	-	80-120	-	
Sodium, Total	117	-	80-120	-	
Thallium, Total	105	-	80-120	-	
Vanadium, Total	102	-	80-120	-	

Lab Control Sample Analysis
Batch Quality Control

Project Name: 198 DOUGLASS STREET
Project Number: 0715.0028Y000

Lab Number: L1736356
Report Date: 10/13/17

Parameter	LCS %Recovery	LCSD %Recovery	%Recovery Limits	RPD	RPD Limits
Total Metals - Mansfield Lab Associated sample(s): 01-03 Batch: WG1051310-2					
Zinc, Total	105	-	80-120	-	
Dissolved Metals - Mansfield Lab Associated sample(s): 01-03 Batch: WG1051713-2					
Mercury, Dissolved	104	-	80-120	-	

Matrix Spike Analysis
Batch Quality Control

Project Name: 198 DOUGLASS STREET
Project Number: 0715.0028Y000

Lab Number: L1736356
Report Date: 10/13/17

Parameter	Native Sample	MS Added	MS Found	MS %Recovery	Qual	MSD Found	MSD %Recovery	Qual	Recovery Limits	RPD	Qual	RPD Limits
Total Metals - Mansfield Lab Associated sample(s): 01-03 QC Batch ID: WG1051171-3 QC Sample: L1736356-01 Client ID: MW-1												
Mercury, Total	ND	0.005	0.00475	95		-	-		75-125	-		20

Matrix Spike Analysis
Batch Quality Control

Project Name: 198 DOUGLASS STREET
Project Number: 0715.0028Y000

Lab Number: L1736356
Report Date: 10/13/17

Parameter	Native Sample	MS Added	MS Found	MS %Recovery	MSD Found	MSD %Recovery	Recovery Limits	RPD	RPD Limits
Dissolved Metals - Mansfield Lab Associated sample(s): 01-03 QC Batch ID: WG1051297-3 QC Sample: L1736557-08 Client ID: MS Sample									
Aluminum, Dissolved	ND	2	2.13	106	-	-	75-125	-	20
Antimony, Dissolved	0.00049J	0.5	0.4927	98	-	-	75-125	-	20
Arsenic, Dissolved	ND	0.12	0.1209	101	-	-	75-125	-	20
Barium, Dissolved	0.06354	2	2.051	99	-	-	75-125	-	20
Beryllium, Dissolved	ND	0.05	0.04955	99	-	-	75-125	-	20
Cadmium, Dissolved	ND	0.051	0.05146	101	-	-	75-125	-	20
Calcium, Dissolved	113.	10	121	80	-	-	75-125	-	20
Chromium, Dissolved	ND	0.2	0.1931	96	-	-	75-125	-	20
Cobalt, Dissolved	ND	0.5	0.4689	94	-	-	75-125	-	20
Copper, Dissolved	ND	0.25	0.2348	94	-	-	75-125	-	20
Iron, Dissolved	ND	1	0.944	94	-	-	75-125	-	20
Lead, Dissolved	ND	0.51	0.5012	98	-	-	75-125	-	20
Magnesium, Dissolved	30.8	10	40.4	96	-	-	75-125	-	20
Manganese, Dissolved	0.00141	0.5	0.5009	100	-	-	75-125	-	20
Nickel, Dissolved	0.00077J	0.5	0.4582	92	-	-	75-125	-	20
Potassium, Dissolved	1.72	10	12.2	105	-	-	75-125	-	20
Selenium, Dissolved	ND	0.12	0.129	108	-	-	75-125	-	20
Silver, Dissolved	ND	0.05	0.04740	95	-	-	75-125	-	20
Sodium, Dissolved	13.8	10	23.6	98	-	-	75-125	-	20
Thallium, Dissolved	ND	0.12	0.1132	94	-	-	75-125	-	20
Vanadium, Dissolved	ND	0.5	0.4978	100	-	-	75-125	-	20

Matrix Spike Analysis
Batch Quality Control

Project Name: 198 DOUGLASS STREET
Project Number: 0715.0028Y000

Lab Number: L1736356
Report Date: 10/13/17

Parameter	Native Sample	MS Added	MS Found	MS %Recovery	MSD Found	MSD %Recovery	Recovery Limits	RPD	RPD Limits
Dissolved Metals - Mansfield Lab Associated sample(s): 01-03 QC Batch ID: WG1051297-3 QC Sample: L1736557-08 Client ID: MS Sample									
Zinc, Dissolved	0.00451J	0.5	0.4810	96	-	-	75-125	-	20

Matrix Spike Analysis
Batch Quality Control

Project Name: 198 DOUGLASS STREET
Project Number: 0715.0028Y000

Lab Number: L1736356
Report Date: 10/13/17

Parameter	Native Sample	MS Added	MS Found	MS %Recovery		MSD Found	MSD %Recovery	Recovery Limits	RPD	RPD Limits
Total Metals - Mansfield Lab Associated sample(s): 01-03 QC Batch ID: WG1051310-3 QC Sample: L1735898-01 Client ID: MS Sample										
Aluminum, Total	0.984	2	3.95	**148**	Q	-	-	75-125	-	20
Antimony, Total	ND	0.5	0.5175	104		-	-	75-125	-	20
Arsenic, Total	0.00321	0.12	0.1224	99		-	-	75-125	-	20
Barium, Total	0.02049	2	1.985	98		-	-	75-125	-	20
Beryllium, Total	ND	0.05	0.05118	102		-	-	75-125	-	20
Cadmium, Total	ND	0.051	0.05500	108		-	-	75-125	-	20
Calcium, Total	55.8	10	66.0	102		-	-	75-125	-	20
Chromium, Total	0.00370	0.2	0.2097	103		-	-	75-125	-	20
Cobalt, Total	0.00264	0.5	0.4906	98		-	-	75-125	-	20
Copper, Total	0.00272	0.25	0.2575	102		-	-	75-125	-	20
Iron, Total	2.55	1	5.20	**265**	Q	-	-	75-125	-	20
Lead, Total	0.00330	0.51	0.5243	102		-	-	75-125	-	20
Magnesium, Total	5.07	10	16.3	112		-	-	75-125	-	20
Manganese, Total	0.2514	0.5	0.7753	105		-	-	75-125	-	20
Nickel, Total	0.00500	0.5	0.5110	101		-	-	75-125	-	20
Potassium, Total	2.51	10	13.2	107		-	-	75-125	-	20
Selenium, Total	ND	0.12	0.124	103		-	-	75-125	-	20
Silver, Total	ND	0.05	0.05095	102		-	-	75-125	-	20
Sodium, Total	40.8	10	58.2	**174**	Q	-	-	75-125	-	20
Thallium, Total	ND	0.12	0.1236	103		-	-	75-125	-	20
Vanadium, Total	0.00267J	0.5	0.5134	103		-	-	75-125	-	20

Matrix Spike Analysis
Batch Quality Control

Project Name: 198 DOUGLASS STREET
Project Number: 0715.0028Y000

Lab Number: L1736356
Report Date: 10/13/17

Parameter	Native Sample	MS Added	MS Found	MS %Recovery	MSD Found	MSD %Recovery	Recovery Limits	RPD	RPD Limits
Total Metals - Mansfield Lab Associated sample(s): 01-03 QC Batch ID: WG1051310-3 QC Sample: L1735898-01 Client ID: MS Sample									
Zinc, Total	0.00745J	0.5	0.5236	105	-	-	75-125	-	20
Dissolved Metals - Mansfield Lab Associated sample(s): 01-03 QC Batch ID: WG1051713-3 QC Sample: L1736356-01 Client ID: MW-1									
Mercury, Dissolved	ND	0.005	0.00452	90	-	-	75-125	-	20

Lab Duplicate Analysis
Batch Quality Control

Project Name: 198 DOUGLASS STREET
Project Number: 0715.0028Y000

Lab Number: L1736356
Report Date: 10/13/17

Parameter	Native Sample	Duplicate Sample	Units	RPD	Qual	RPD Limits
Total Metals - Mansfield Lab Associated sample(s): 01-03 QC Batch ID: WG1051171-4 QC Sample: L1736356-01 Client ID: MW-1						
Mercury, Total	ND	0.00006J	mg/l	NC		20

Lab Duplicate Analysis
Batch Quality Control

Project Name: 198 DOUGLASS STREET
Project Number: 0715.0028Y000

Lab Number: L1736356
Report Date: 10/13/17

Parameter	Native Sample	Duplicate Sample	Units	RPD	RPD Limits
Dissolved Metals - Mansfield Lab Associated sample(s): 01-03 QC Batch ID: WG1051297-4 QC Sample: L1736557-08 Client ID: DUP Sample					
Aluminum, Dissolved	ND	0.00756J	mg/l	NC	20
Antimony, Dissolved	0.00049J	0.00122J	mg/l	NC	20
Arsenic, Dissolved	ND	ND	mg/l	NC	20
Barium, Dissolved	0.06354	0.06456	mg/l	2	20
Beryllium, Dissolved	ND	ND	mg/l	NC	20
Cadmium, Dissolved	ND	ND	mg/l	NC	20
Chromium, Dissolved	ND	ND	mg/l	NC	20
Cobalt, Dissolved	ND	ND	mg/l	NC	20
Copper, Dissolved	ND	ND	mg/l	NC	20
Iron, Dissolved	ND	ND	mg/l	NC	20
Lead, Dissolved	ND	ND	mg/l	NC	20
Manganese, Dissolved	0.00141	ND	mg/l	NC	20
Nickel, Dissolved	0.00077J	ND	mg/l	NC	20
Potassium, Dissolved	1.72	1.71	mg/l	1	20
Selenium, Dissolved	ND	ND	mg/l	NC	20
Silver, Dissolved	ND	ND	mg/l	NC	20
Sodium, Dissolved	13.8	13.6	mg/l	1	20
Thallium, Dissolved	ND	ND	mg/l	NC	20
Vanadium, Dissolved	ND	ND	mg/l	NC	20

Lab Duplicate Analysis
Batch Quality Control

Project Name: 198 DOUGLASS STREET
Project Number: 0715.0028Y000

Lab Number: L1736356
Report Date: 10/13/17

Parameter	Native Sample	Duplicate Sample	Units	RPD	RPD Limits
Dissolved Metals - Mansfield Lab Associated sample(s): 01-03 QC Batch ID: WG1051297-4 QC Sample: L1736557-08 Client ID: DUP Sample					
Zinc, Dissolved	0.00451J	0.00349J	mg/l	NC	20

Lab Duplicate Analysis
Batch Quality Control

Project Name: 198 DOUGLASS STREET
Project Number: 0715.0028Y000

Lab Number: L1736356
Report Date: 10/13/17

Parameter	Native Sample	Duplicate Sample	Units	RPD	RPD Limits
Total Metals - Mansfield Lab Associated sample(s): 01-03 QC Batch ID: WG1051310-4 QC Sample: L1735898-01 Client ID: DUP Sample					
Aluminum, Total	0.984	1.01	mg/l	3	20
Antimony, Total	ND	0.00071J	mg/l	NC	20
Arsenic, Total	0.00321	0.00327	mg/l	2	20
Barium, Total	0.02049	0.01977	mg/l	4	20
Beryllium, Total	ND	ND	mg/l	NC	20
Cadmium, Total	ND	ND	mg/l	NC	20
Calcium, Total	55.8	55.0	mg/l	1	20
Chromium, Total	0.00370	0.00377	mg/l	2	20
Cobalt, Total	0.00264	0.00262	mg/l	1	20
Copper, Total	0.00272	0.00299	mg/l	9	20
Iron, Total	2.55	2.58	mg/l	1	20
Lead, Total	0.00330	0.00322	mg/l	2	20
Magnesium, Total	5.07	5.00	mg/l	1	20
Manganese, Total	0.2514	0.2397	mg/l	5	20
Nickel, Total	0.00500	0.00492	mg/l	2	20
Potassium, Total	2.51	2.46	mg/l	2	20
Selenium, Total	ND	ND	mg/l	NC	20
Silver, Total	ND	ND	mg/l	NC	20
Sodium, Total	40.8	39.8	mg/l	2	20

Lab Duplicate Analysis
Batch Quality Control

Project Name: 198 DOUGLASS STREET
Project Number: 0715.0028Y000

Lab Number: L1736356
Report Date: 10/13/17

Parameter	Native Sample	Duplicate Sample	Units	RPD	RPD Limits
Total Metals - Mansfield Lab Associated sample(s): 01-03 QC Batch ID: WG1051310-4 QC Sample: L1735898-01 Client ID: DUP Sample					
Thallium, Total	ND	ND	mg/l	NC	20
Vanadium, Total	0.00267J	0.00251J	mg/l	NC	20
Zinc, Total	0.00745J	0.00722J	mg/l	NC	20
Dissolved Metals - Mansfield Lab Associated sample(s): 01-03 QC Batch ID: WG1051713-4 QC Sample: L1736356-01 Client ID: MW-1					
Mercury, Dissolved	ND	ND	mg/l	NC	20

INORGANICS
&
MISCELLANEOUS

Project Name: 198 DOUGLASS STREET
Project Number: 0715.0028Y000

Lab Number: L1736356
Report Date: 10/13/17

SAMPLE RESULTS

Lab ID: L1736356-01
Client ID: MW-1
Sample Location: 198 DOUGLASS
Matrix: Water

Date Collected: 10/09/17 09:45
Date Received: 10/09/17
Field Prep: Not Specified

Parameter	Result	Qualifier	Units	RL	MDL	Dilution Factor	Date Prepared	Date Analyzed	Analytical Method	Analyst
General Chemistry - Westborough Lab										
Cyanide, Total	0.003	J	mg/l	0.005	0.001	1	10/10/17 14:55	10/10/17 17:41	1,9010C/9012B	LH

Project Name: 198 DOUGLASS STREET
Project Number: 0715.0028Y000

Lab Number: L1736356
Report Date: 10/13/17

SAMPLE RESULTS

Lab ID: L1736356-02
Client ID: MW-2
Sample Location: 198 DOUGLASS
Matrix: Water

Date Collected: 10/09/17 11:00
Date Received: 10/09/17
Field Prep: Not Specified

Parameter	Result	Qualifier	Units	RL	MDL	Dilution Factor	Date Prepared	Date Analyzed	Analytical Method	Analyst
General Chemistry - Westborough Lab										
Cyanide, Total	0.002	J	mg/l	0.005	0.001	1	10/10/17 14:55	10/10/17 17:46	1,9010C/9012B	LH

Project Name: 198 DOUGLASS STREET
Project Number: 0715.0028Y000

Lab Number: L1736356
Report Date: 10/13/17

SAMPLE RESULTS

Lab ID: L1736356-03
Client ID: MW-3
Sample Location: 198 DOUGLASS
Matrix: Water

Date Collected: 10/09/17 12:30
Date Received: 10/09/17
Field Prep: Not Specified

Parameter	Result	Qualifier	Units	RL	MDL	Dilution Factor	Date Prepared	Date Analyzed	Analytical Method	Analyst
General Chemistry - Westborough Lab										
Cyanide, Total	ND		mg/l	0.005	0.001	1	10/10/17 14:55	10/10/17 17:47	1,9010C/9012B	LH

Project Name: 198 DOUGLASS STREET **Lab Number:** L1736356

Project Number: 0715.0028Y000 **Report Date:** 10/13/17

Method Blank Analysis
Batch Quality Control

Parameter	Result	Qualifier	Units	RL	MDL	Dilution Factor	Date Prepared	Date Analyzed	Analytical Method	Analyst
General Chemistry - Westborough Lab for sample(s): 01-03 Batch: WG1050799-1										
Cyanide, Total	ND		mg/l	0.005	0.001	1	10/10/17 14:55	10/10/17 17:25	1,9010C/9012B	LH

Lab Control Sample Analysis
Batch Quality Control

Project Name: 198 DOUGLASS STREET
Project Number: 0715.0028Y000

Lab Number: L1736356
Report Date: 10/13/17

Parameter	LCS %Recovery	Qual	LCSD %Recovery	Qual	%Recovery Limits	RPD	Qual	RPD Limits
General Chemistry - Westborough Lab Associated sample(s): 01-03 Batch: WG1050799-2 WG1050799-3								
Cyanide, Total	101		99		85-115	2		20

Matrix Spike Analysis
Batch Quality Control

Project Name: 198 DOUGLASS STREET
Project Number: 0715.0028Y000

Lab Number: L1736356
Report Date: 10/13/17

Parameter	Native Sample	MS Added	MS Found	MS %Recovery	Qual	MSD Found	MSD %Recovery	Qual	Recovery Limits	RPD	Qual	RPD Limits
General Chemistry - Westborough Lab Associated sample(s): 01-03 QC Batch ID: WG1050799-4 WG1050799-5 QC Sample: L1736356-01 Client ID: MW-1												
Cyanide, Total	0.003J	0.2	0.212	106		0.212	106		80-120	0		20

Project Name: 198 DOUGLASS STREET
Project Number: 0715.0028Y000

Lab Number: L1736356
Report Date: 10/13/17

Sample Receipt and Container Information

Were project specific reporting limits specified? YES

Cooler Information

Cooler	Custody Seal
A	Absent

Container Information

Container ID	Container Type	Cooler	Initial pH	Final pH	Temp deg C	Pres	Seal	Frozen Date/Time	Analysis(*)
L1736356-01A	Vial HCl preserved	A	NA		3.5	Y	Absent		NYTCL-8260(14)
L1736356-01B	Vial HCl preserved	A	NA		3.5	Y	Absent		NYTCL-8260(14)
L1736356-01C	Vial HCl preserved	A	NA		3.5	Y	Absent		NYTCL-8260(14)
L1736356-01D	Plastic 250ml NaOH preserved	A	>12	>12	3.5	Y	Absent		TCN-9010(14)
L1736356-01E	Plastic 250ml unpreserved	A	7	7	3.5	Y	Absent		-
L1736356-01F	Plastic 250ml HNO3 preserved	A	<2	<2	3.5	Y	Absent		BA-6020T(180),FE-6020T(180),SE-6020T(180),TL-6020T(180),CA-6020T(180),CR-6020T(180),K-6020T(180),NI-6020T(180),CU-6020T(180),NA-6020T(180),ZN-6020T(180),PB-6020T(180),BE-6020T(180),MN-6020T(180),AS-6020T(180),SB-6020T(180),V-6020T(180),AG-6020T(180),AL-6020T(180),CD-6020T(180),HG-T(28),MG-6020T(180),CO-6020T(180)
L1736356-01G	Amber 1000ml unpreserved	A	7	7	3.5	Y	Absent		NYTCL-8270(7),NYTCL-8270-SIM(7)
L1736356-01H	Amber 1000ml unpreserved	A	7	7	3.5	Y	Absent		NYTCL-8270(7),NYTCL-8270-SIM(7)
L1736356-01X	Plastic 120ml HNO3 preserved Filtrates	A	NA		3.5	Y	Absent		CU-6020S(180),K-6020S(180),SE-6020S(180),V-6020S(180),MN-6020S(180),BE-6020S(180),CO-6020S(180),MG-6020S(180),ZN-6020S(180),CA-6020S(180),CR-6020S(180),FE-6020S(180),BA-6020S(180),NA-6020S(180),NI-6020S(180),PB-6020S(180),TL-6020S(180),AG-6020S(180),AS-6020S(180),SB-6020S(180),AL-6020S(180),CD-6020S(180),HG-S(28)
L1736356-02A	Vial HCl preserved	A	NA		3.5	Y	Absent		NYTCL-8260(14)
L1736356-02B	Vial HCl preserved	A	NA		3.5	Y	Absent		NYTCL-8260(14)
L1736356-02C	Vial HCl preserved	A	NA		3.5	Y	Absent		NYTCL-8260(14)
L1736356-02D	Plastic 250ml NaOH preserved	A	>12	>12	3.5	Y	Absent		TCN-9010(14)
L1736356-02E	Plastic 250ml unpreserved	A	7	7	3.5	Y	Absent		-

*Values in parentheses indicate holding time in days

Project Name: 198 DOUGLASS STREET
Project Number: 0715.0028Y000

Lab Number: L1736356
Report Date: 10/13/17

Container Information

Container ID	Container Type	Cooler	Initial pH	Final pH	Temp deg C	Pres	Seal	Frozen Date/Time	Analysis(*)
L1736356-02F	Plastic 250ml HNO3 preserved	A	<2	<2	3.5	Y	Absent		BA-6020T(180),FE-6020T(180),SE-6020T(180),TL-6020T(180),CA-6020T(180),CR-6020T(180),K-6020T(180),NI-6020T(180),CU-6020T(180),NA-6020T(180),ZN-6020T(180),PB-6020T(180),BE-6020T(180),MN-6020T(180),AS-6020T(180),SB-6020T(180),V-6020T(180),AG-6020T(180),AL-6020T(180),CD-6020T(180),HG-T(28),MG-6020T(180),CO-6020T(180)
L1736356-02G	Amber 1000ml unpreserved	A	7	7	3.5	Y	Absent		NYTCL-8270(7),NYTCL-8270-SIM(7)
L1736356-02H	Amber 1000ml unpreserved	A	7	7	3.5	Y	Absent		NYTCL-8270(7),NYTCL-8270-SIM(7)
L1736356-02X	Plastic 120ml HNO3 preserved Filtrates	A	NA		3.5	Y	Absent		CU-6020S(180),K-6020S(180),SE-6020S(180),V-6020S(180),MN-6020S(180),BE-6020S(180),CO-6020S(180),MG-6020S(180),ZN-6020S(180),CA-6020S(180),CR-6020S(180),FE-6020S(180),BA-6020S(180),NA-6020S(180),NI-6020S(180),PB-6020S(180),TL-6020S(180),AG-6020S(180),AS-6020S(180),SB-6020S(180),AL-6020S(180),CD-6020S(180),HG-S(28)
L1736356-03A	Vial HCl preserved	A	NA		3.5	Y	Absent		NYTCL-8260(14)
L1736356-03B	Vial HCl preserved	A	NA		3.5	Y	Absent		NYTCL-8260(14)
L1736356-03C	Vial HCl preserved	A	NA		3.5	Y	Absent		NYTCL-8260(14)
L1736356-03D	Plastic 250ml NaOH preserved	A	>12	>12	3.5	Y	Absent		TCN-9010(14)
L1736356-03E	Plastic 250ml unpreserved	A	7	7	3.5	Y	Absent		-
L1736356-03F	Plastic 250ml HNO3 preserved	A	<2	<2	3.5	Y	Absent		BA-6020T(180),FE-6020T(180),SE-6020T(180),TL-6020T(180),CA-6020T(180),CR-6020T(180),K-6020T(180),NI-6020T(180),CU-6020T(180),NA-6020T(180),ZN-6020T(180),PB-6020T(180),BE-6020T(180),MN-6020T(180),AS-6020T(180),SB-6020T(180),V-6020T(180),AG-6020T(180),AL-6020T(180),CD-6020T(180),HG-T(28),MG-6020T(180),CO-6020T(180)
L1736356-03G	Amber 1000ml unpreserved	A	7	7	3.5	Y	Absent		NYTCL-8270(7),NYTCL-8270-SIM(7)
L1736356-03H	Amber 1000ml unpreserved	A	7	7	3.5	Y	Absent		NYTCL-8270(7),NYTCL-8270-SIM(7)

*Values in parentheses indicate holding time in days

Project Name: 198 DOUGLASS STREET
Project Number: 0715.0028Y000

Lab Number: L1736356
Report Date: 10/13/17

Container Information

Container ID	Container Type	Cooler	Initial pH	Final pH	Temp deg C	Pres	Seal	Frozen Date/Time	Analysis(*)
L1736356-03X	Plastic 120ml HNO3 preserved Filtrates	A	NA		3.5	Y	Absent		CU-6020S(180),K-6020S(180),SE-6020S(180),V-6020S(180),MN-6020S(180),BE-6020S(180),CO-6020S(180),MG-6020S(180),ZN-6020S(180),CA-6020S(180),CR-6020S(180),FE-6020S(180),BA-6020S(180),NA-6020S(180),NI-6020S(180),PB-6020S(180),TL-6020S(180),AG-6020S(180),AS-6020S(180),SB-6020S(180),AL-6020S(180),CD-6020S(180),HG-S(28)
L1736356-04A	Vial HCl preserved	A	NA		3.5	Y	Absent		NYTCL-8260(14)
L1736356-04B	Vial HCl preserved	A	NA		3.5	Y	Absent		NYTCL-8260(14)

*Values in parentheses indicate holding time in days

Project Name:	198 DOUGLASS STREET	**Lab Number:**	L1736356
Project Number:	0715.0028Y000	**Report Date:**	10/13/17

GLOSSARY

Acronyms

EDL	- Estimated Detection Limit: This value represents the level to which target analyte concentrations are reported as estimated values, when those target analyte concentrations are quantified below the reporting limit (RL). The EDL includes any adjustments from dilutions, concentrations or moisture content, where applicable. The use of EDLs is specific to the analysis of PAHs using Solid-Phase Microextraction (SPME).
EPA	- Environmental Protection Agency.
LCS	- Laboratory Control Sample: A sample matrix, free from the analytes of interest, spiked with verified known amounts of analytes or a material containing known and verified amounts of analytes.
LCSD	- Laboratory Control Sample Duplicate: Refer to LCS.
LFB	- Laboratory Fortified Blank: A sample matrix, free from the analytes of interest, spiked with verified known amounts of analytes or a material containing known and verified amounts of analytes.
MDL	- Method Detection Limit: This value represents the level to which target analyte concentrations are reported as estimated values, when those target analyte concentrations are quantified below the reporting limit (RL). The MDL includes any adjustments from dilutions, concentrations or moisture content, where applicable.
MS	- Matrix Spike Sample: A sample prepared by adding a known mass of target analyte to a specified amount of matrix sample for which an independent estimate of target analyte concentration is available.
MSD	- Matrix Spike Sample Duplicate: Refer to MS.
NA	- Not Applicable.
NC	- Not Calculated: Term is utilized when one or more of the results utilized in the calculation are non-detect at the parameter's reporting unit.
NDPA/DPA	- N-Nitrosodiphenylamine/Diphenylamine.
NI	- Not Ignitable.
NP	- Non-Plastic: Term is utilized for the analysis of Atterberg Limits in soil.
RL	- Reporting Limit: The value at which an instrument can accurately measure an analyte at a specific concentration. The RL includes any adjustments from dilutions, concentrations or moisture content, where applicable.
RPD	- Relative Percent Difference: The results from matrix and/or matrix spike duplicates are primarily designed to assess the precision of analytical results in a given matrix and are expressed as relative percent difference (RPD). Values which are less than five times the reporting limit for any individual parameter are evaluated by utilizing the absolute difference between the values; although the RPD value will be provided in the report.
SRM	- Standard Reference Material: A reference sample of a known or certified value that is of the same or similar matrix as the associated field samples.
STLP	- Semi-dynamic Tank Leaching Procedure per EPA Method 1315.
TIC	- Tentatively Identified Compound: A compound that has been identified to be present and is not part of the target compound list (TCL) for the method and/or program. All TICs are qualitatively identified and reported as estimated concentrations.

Footnotes

1	- The reference for this analyte should be considered modified since this analyte is absent from the target analyte list of the original method.

Terms

Analytical Method: Both the document from which the method originates and the analytical reference method. (Example: EPA 8260B is shown as 1,8260B.) The codes for the reference method documents are provided in the References section of the Addendum.

Final pH: As it pertains to Sample Receipt & Container Information section of the report, Final pH reflects pH of container determined after adjustment at the laboratory, if applicable. If no adjustment required, value reflects Initial pH.

Frozen Date/Time: With respect to Volatile Organics in soil, Frozen Date/Time reflects the date/time at which associated Reagent Water-preserved vials were initially frozen. Note: If frozen date/time is beyond 48 hours from sample collection, value will be reflected in 'bold'.

Initial pH: As it pertains to Sample Receipt & Container Information section of the report, Initial pH reflects pH of container determined upon receipt, if applicable.

Total: With respect to Organic analyses, a 'Total' result is defined as the summation of results for individual isomers or Aroclors. If a 'Total' result is requested, the results of its individual components will also be reported. This is applicable to 'Total' results for methods 8260, 8081 and 8082.

Data Qualifiers

A	- Spectra identified as "Aldol Condensation Product".
B	- The analyte was detected above the reporting limit in the associated method blank. Flag only applies to associated field samples that have detectable concentrations of the analyte at less than ten times (10x) the concentration found in the blank. For MCP-related

Report Format: DU Report with 'J' Qualifiers

Project Name:	198 DOUGLASS STREET	**Lab Number:**	L1736356
Project Number:	0715.0028Y000	**Report Date:**	10/13/17

Data Qualifiers

projects, flag only applies to associated field samples that have detectable concentrations of the analyte at less than ten times (10x) the concentration found in the blank. For DOD-related projects, flag only applies to associated field samples that have detectable concentrations of the analyte at less than ten times (10x) the concentration found in the blank AND the analyte was detected above one-half the reporting limit (or above the reporting limit for common lab contaminants) in the associated method blank. For NJ-Air-related projects, flag only applies to associated field samples that have detectable concentrations of the analyte above the reporting limit. For NJ-related projects (excluding Air), flag only applies to associated field samples that have detectable concentrations of the analyte, which was detected above the reporting limit in the associated method blank or above five times the reporting limit for common lab contaminants (Phthalates, Acetone, Methylene Chloride, 2-Butanone).

C - Co-elution: The target analyte co-elutes with a known lab standard (i.e. surrogate, internal standards, etc.) for co-extracted analyses.

D - Concentration of analyte was quantified from diluted analysis. Flag only applies to field samples that have detectable concentrations of the analyte.

E - Concentration of analyte exceeds the range of the calibration curve and/or linear range of the instrument.

G - The concentration may be biased high due to matrix interferences (i.e, co-elution) with non-target compound(s). The result should be considered estimated.

H - The analysis of pH was performed beyond the regulatory-required holding time of 15 minutes from the time of sample collection.

I - The lower value for the two columns has been reported due to obvious interference.

M - Reporting Limit (RL) exceeds the MCP CAM Reporting Limit for this analyte.

NJ - Presumptive evidence of compound. This represents an estimated concentration for Tentatively Identified Compounds (TICs), where the identification is based on a mass spectral library search.

P - The RPD between the results for the two columns exceeds the method-specified criteria.

Q - The quality control sample exceeds the associated acceptance criteria. For DOD-related projects, LCS and/or Continuing Calibration Standard exceedences are also qualified on all associated sample results. Note: This flag is not applicable for matrix spike recoveries when the sample concentration is greater than 4x the spike added or for batch duplicate RPD when the sample concentrations are less than 5x the RL. (Metals only.)

R - Analytical results are from sample re-analysis.

RE - Analytical results are from sample re-extraction.

S - Analytical results are from modified screening analysis.

J - Estimated value. The Target analyte concentration is below the quantitation limit (RL), but above the Method Detection Limit (MDL) or Estimated Detection Limit (EDL) for SPME-related analyses. This represents an estimated concentration for Tentatively Identified Compounds (TICs).

ND - Not detected at the method detection limit (MDL) for the sample, or estimated detection limit (EDL) for SPME-related analyses.

Report Format: DU Report with 'J' Qualifiers

Project Name:	198 DOUGLASS STREET	**Lab Number:**	L1736356
Project Number:	0715.0028Y000	**Report Date:**	10/13/17

REFERENCES

1 Test Methods for Evaluating Solid Waste: Physical/Chemical Methods. EPA SW-846. Third Edition. Updates I - IV, 2007.

LIMITATION OF LIABILITIES

Alpha Analytical performs services with reasonable care and diligence normal to the analytical testing laboratory industry. In the event of an error, the sole and exclusive responsibility of Alpha Analytical shall be to re-perform the work at it's own expense. In no event shall Alpha Analytical be held liable for any incidental, consequential or special damages, including but not limited to, damages in any way connected with the use of, interpretation of, information or analysis provided by Alpha Analytical.

We strongly urge our clients to comply with EPA protocol regarding sample volume, preservation, cooling, containers, sampling procedures, holding time and splitting of samples in the field.

Certification Information

The following analytes are not included in our Primary NELAP Scope of Accreditation:

Westborough Facility
EPA 624: m/p-xylene, o-xylene
EPA 8260C: NPW: 1,2,4,5-Tetramethylbenzene; 4-Ethyltoluene, Azobenzene; SCM: Iodomethane (methyl iodide), Methyl methacrylate, 1,2,4,5-Tetramethylbenzene; 4-Ethyltoluene.
EPA 8270D: NPW: Dimethylnaphthalene,1,4-Diphenylhydrazine; SCM: Dimethylnaphthalene,1,4-Diphenylhydrazine.
EPA 300: DW: Bromide
EPA 6860: NPW and SCM: Perchlorate
EPA 9010: NPW and SCM: Amenable Cyanide Distillation
EPA 9012B: NPW: Total Cyanide
EPA 9050A: NPW: Specific Conductance
SM3500: NPW: Ferrous Iron
SM4500: NPW: Amenable Cyanide, Dissolved Oxygen; SCM: Total Phosphorus, TKN, NO2, NO3.
SM5310C: DW: Dissolved Organic Carbon

Mansfield Facility
SM 2540D: TSS
EPA 3005A NPW
EPA 8082A: NPW: PCB: 1, 5, 31, 87,101, 110, 141, 151, 153, 180, 183, 187.
EPA TO-15: Halothane, 2,4,4-Trimethyl-2-pentene, 2,4,4-Trimethyl-1-pentene, Thiophene, 2-Methylthiophene, 3-Methylthiophene, 2-Ethylthiophene, 1,2,3-Trimethylbenzene, Indan, Indene, 1,2,4,5-Tetramethylbenzene, Benzothiophene, 1-Methylnaphthalene.
Biological Tissue Matrix: EPA 3050B

The following analytes are included in our Massachusetts DEP Scope of Accreditation

Westborough Facility:

Drinking Water
EPA 300.0: Nitrate-N, Fluoride, Sulfate; **EPA 353.2**: Nitrate-N, Nitrite-N; **SM4500NO3-F**: Nitrate-N, Nitrite-N; **SM4500F-C, SM4500CN-CE, EPA 180.1, SM2130B, SM4500Cl-D, SM2320B, SM2540C, SM4500H-B**
EPA 332: Perchlorate; **EPA 524.2:** THMs and VOCs; **EPA 504.1:** EDB, DBCP.
Microbiology: **SM9215B; SM9223-P/A, SM9223B-Colilert-QT,SM9222D**.

Non-Potable Water
SM4500H,B, EPA 120.1, SM2510B, SM2540C, SM2320B, SM4500CL-E, SM4500F-BC, SM4500NH3-BH, **EPA 350.1**: Ammonia-N, **LACHAT 10-107-06-1-B**: Ammonia-N, **SM4500NO3-F, EPA 353.2**: Nitrate-N**, EPA 351.1, SM4500P-E, SM4500P-B, E, SM4500SO4-E, SM5220D, EPA 410.4, SM5210B, SM5310C, SM4500CL-D, EPA 1664, EPA 420.1, SM4500-CN-CE, SM2540D.**
EPA 624: Volatile Halocarbons & Aromatics,
EPA 608: Chlordane, Toxaphene, Aldrin, alpha-BHC, beta-BHC, gamma-BHC, delta-BHC, Dieldrin, DDD, DDE, DDT, Endosulfan I, Endosulfan II, Endosulfan sulfate, Endrin, Endrin Aldehyde, Heptachlor, Heptachlor Epoxide, PCBs
EPA 625: SVOC (Acid/Base/Neutral Extractables), **EPA 600/4-81-045**: PCB-Oil.
Microbiology: **SM9223B-Colilert-QT; Enterolert-QT, SM9221E.**

Mansfield Facility:

Drinking Water
EPA 200.7: Ba, Be, Cd, Cr, Cu, Ni, Na, Ca. **EPA 200.8:** Sb, As, Ba, Be, Cd, Cr, Cu, Pb, Ni, Se, TL. **EPA 245.1** Hg.

Non-Potable Water
EPA 200.7: Al, Sb, As, Be, Cd, Ca, Cr, Co, Cu, Fe, Pb, Mg, Mn, Mo, Ni, K, Se, Ag, Na, Sr, TL, Ti, V, Zn.
EPA 200.8: Al, Sb, As, Be, Cd, Cr, Cu, Pb, Mn, Ni, Se, Ag, TL, Zn.
EPA 245.1 Hg.
SM2340B

For a complete listing of analytes and methods, please contact your Alpha Project Manager.

ALPHA ANALYTICAL

Westborough, MA 01581
8 Walkup Dr.
TEL: 508-898-9220
FAX: 508-898-9193

Mansfield, MA 02048
320 Forbes Blvd
TEL: 508-822-9300
FAX: 508-822-3288

NEW YORK CHAIN OF CUSTODY

Service Centers
Mahwah, NJ 07430: 35 Whitney Rd, Suite 5
Albany, NY 12205: 14 Walker Way
Tonawanda, NY 14150: 275 Cooper Ave, Suite 105

Page 1 of 1

Date Rec'd in Lab: 10/10/17

ALPHA Job #: L1736356

Client Information
Client: Roux Associates
Address: 209 Shafter Street, Islandia N.Y. 11749
Phone: 631-232-2600
Fax: 631-232-9898
Email: Tsodre@Rouxinc.com

Project Information
Project Name: 198 Douglass Street
Project Location: 198 Douglass
Project #
(Use Project name as Project #) ☐
Project Manager: Tally Sodre
ALPHAQuote #:

Turn-Around Time
Standard ☒ Due Date:
Rush (only if pre approved) ☐ # of Days:

Deliverables
☐ ASP-A ☒ ASP-B
☐ EQuIS (1 File) ☐ EQuIS (4 File)
☐ Other

Regulatory Requirement
☐ NY TOGS ☐ NY Part 375
☐ AWQ Standards ☐ NY CP-51
☐ NY Restricted Use ☐ Other
☐ NY Unrestricted Use
☐ NYC Sewer Discharge

Billing Information
☒ Same as Client Info
PO #

Disposal Site Information
Please identify below location of applicable disposal facilities.
Disposal Facility:
☐ NJ ☐ NY
☐ Other:

These samples have been previously analyzed by Alpha ☐

Other project specific requirements/comments:

Lab Filter Metals only

Please specify Metals or TAL.

Sample Filtration
☐ Done
☒ Lab to do
Preservation
☐ Lab to do
(Please Specify below)

ANALYSIS

ALPHA Lab ID (Lab Use Only)	Sample ID	Collection Date	Collection Time	Sample Matrix	Sampler's Initials	NYTCL 8270	Diss Met Diss Hg	Tot Met Tot Hg	TCN	2YTCL-8260				Sample Specific Comments	Total Bottle
36356.01	MW-1	10/9/17	09:45	GW	RL	2	1	1	1	3					8
.02	MW-2	10/9/17	1:00	GW	RL	2	1	1	1	3					8
.03	MW-3	10/9/17	12:30	GW	RL	2	1	1	1	3					8
.04	Trip Blank	10/5/17	—	Blank	RL					2					2

Preservative Code:
A = None
B = HCl
C = HNO_3
D = H_2SO_4
E = NaOH
F = MeOH
G = $NaHSO_4$
H = $Na_2S_2O_3$
K/E = Zn Ac/NaOH
O = Other

Container Code
P = Plastic
A = Amber Glass
V = Vial
G = Glass
B = Bacteria Cup
C = Cube
O = Other
E = Encore
D = BOD Bottle

Westboro: Certification No: MA935
Mansfield: Certification No: MA015

Container Type	A	P	P	P	V			
Preservative	A	A	C	E	B			

Relinquished By:	Date/Time	Received By:	Date/Time
[illegible]	10-9-17 / 1800	[illegible]	10/9/17 1812
[illegible]	10/9/17 1950	[illegible]	10/9 2200
[illegible]	[illegible]	[illegible]	10/10/17 0210

Please print clearly, legibly and completely. Samples can not be logged in and turnaround time clock will not start until any ambiguities are resolved. BY EXECUTING THIS COC, THE CLIENT HAS READ AND AGREES TO BE BOUND BY ALPHA'S TERMS & CONDITIONS. (See reverse side.)

Form No: 01-25 HC (rev. 30-Sept-2013)

ANALYTICAL REPORT

Lab Number:	L1736360
Client:	Roux Associates, Inc. 209 Shafter St Islandia, NY 11749
ATTN:	Thalassa Sodre
Phone:	(631) 630-2409
Project Name:	198 DOUGLASS ST
Project Number:	Not Specified
Report Date:	10/17/17

Certifications & Approvals: MA (M-MA030), NH NELAP (2062), NJ NELAP (MA015), CT (PH-0141), FL (E87814), IL (200081), LA (85084), ME (MA00030), MD (350), NY (11627), NC (685), OH (CL106), PA (68-02089), RI (LAO00299), TX (T104704419), VT (VT-0015), VA (460194), WA (C954), US Army Corps of Engineers, USDA (Permit #P330-13-00067), USFWS (Permit #LE2069641).

320 Forbes Boulevard, Mansfield, MA 02048-1806
508-822-9300 (Fax) 508-822-3288 800-624-9220 - www.alphalab.com

Project Name: 198 DOUGLASS ST
Project Number: Not Specified

Lab Number: L1736360
Report Date: 10/17/17

Alpha Sample ID	Client ID	Matrix	Sample Location	Collection Date/Time	Receive Date
L1736360-01	SS-1	SOIL_VAPOR	198 DOUGLASS ST. BROOKLYN	10/09/17 17:46	10/09/17
L1736360-02	SS-2	SOIL_VAPOR	198 DOUGLASS ST. BROOKLYN	10/09/17 14:15	10/09/17
L1736360-03	IA-1	AIR	198 DOUGLASS ST. BROOKLYN	10/09/17 14:53	10/09/17

Project Name: 198 DOUGLASS ST
Project Number: Not Specified
Lab Number: L1736360
Report Date: 10/17/17

Case Narrative

The samples were received in accordance with the Chain of Custody and no significant deviations were encountered during the preparation or analysis unless otherwise noted. Sample Receipt, Container Information, and the Chain of Custody are located at the back of the report.

Results contained within this report relate only to the samples submitted under this Alpha Lab Number and meet NELAP requirements for all NELAP accredited parameters unless otherwise noted in the following narrative. The data presented in this report is organized by parameter (i.e. VOC, SVOC, etc.). Sample specific Quality Control data (i.e. Surrogate Spike Recovery) is reported at the end of the target analyte list for each individual sample, followed by the Laboratory Batch Quality Control at the end of each parameter. Tentatively Identified Compounds (TICs), if requested, are reported for compounds identified to be present and are not part of the method/program Target Compound List, even if only a subset of the TCL are being reported. If a sample was re-analyzed or re-extracted due to a required quality control corrective action and if both sets of data are reported, the Laboratory ID of the re-analysis or re-extraction is designated with an "R" or "RE", respectively. When multiple Batch Quality Control elements are reported (e.g. more than one LCS), the associated samples for each element are noted in the grey shaded header line of each data table. Any Laboratory Batch, Sample Specific % recovery or RPD value that is outside the listed Acceptance Criteria is bolded in the report. All specific QC information is also incorporated in the Data Usability format of our Data Merger tool where it can be reviewed along with any associated usability implications. Soil/sediments, solids and tissues are reported on a dry weight basis unless otherwise noted. Definitions of all data qualifiers and acronyms used in this report are provided in the Glossary located at the back of the report.

In reference to questions H (CAM) or 4 (RCP) when "NO" is checked, the performance criteria for CAM and RCP methods allow for some quality control failures to occur and still be within method compliance. In these instances the specific failure is not narrated but noted in the associated QC table. The information is also incorporated in the Data Usability format of our Data Merger tool where it can be reviewed along with any associated usability implications.

Please see the associated ADEx data file for a comparison of laboratory reporting limits that were achieved with the regulatory Numerical Standards requested on the Chain of Custody.

HOLD POLICY
For samples submitted on hold, Alpha's policy is to hold samples (with the exception of Air canisters) free of charge for 21 calendar days from the date the project is completed. After 21 calendar days, we will dispose of all samples submitted including those put on hold unless you have contacted your Client Service Representative and made arrangements for Alpha to continue to hold the samples. Air canisters will be disposed after 3 business days from the date the project is completed.

Please contact Client Services at 800-624-9220 with any questions.

Project Name: 198 DOUGLASS ST **Lab Number:** L1736360
Project Number: Not Specified **Report Date:** 10/17/17

Case Narrative (continued)

Volatile Organics in Air

Canisters were released from the laboratory on October 5, 2017. The canister certification results are provided as an addendum.

L1736360-03 results for Chloromethane should be considered estimated due to co-elution with a non-target peak.

L1736360-02 results for Isopropyl alcohol should be considered estimated due to co-elution with a non-target peak.

L1736360-03 results for Acetone should be considered estimated due to co-elution with a non-target peak.

TO15-SIM L1736360-01 : The canister vacuum measured on receipt at the laboratory was > 15 in. Hg. Prior to sample analysis, the canister was pressurized with UHP Nitrogen, the pressurization resulted in a dilution of the sample. The reporting limits have been elevated accordingly. The sample was analyzed by TO15 SIM to help compensate for the low final pressure.

Sample Receipt

The flow controller ID number for the sample designated IA-1 (L1736360-03) is listed on the CoC as 1718 but should be 0641.

I, the undersigned, attest under the pains and penalties of perjury that, to the best of my knowledge and belief and based upon my personal inquiry of those responsible for providing the information contained in this analytical report, such information is accurate and complete. This certificate of analysis is not complete unless this page accompanies any and all pages of this report.

Authorized Signature: Christopher J. Anderson

Title: Technical Director/Representative Date: 10/17/17

AIR

Project Name: 198 DOUGLASS ST
Project Number: Not Specified
Lab Number: L1736360
Report Date: 10/17/17

SAMPLE RESULTS

Lab ID: L1736360-01 D
Client ID: SS-1
Sample Location: 198 DOUGLASS ST. BROOKLYN
Matrix: Soil_Vapor
Anaytical Method: 48,TO-15-SIM
Analytical Date: 10/17/17 09:13
Analyst: MB

Date Collected: 10/09/17 17:46
Date Received: 10/09/17
Field Prep: Not Specified

Parameter	ppbV Results	ppbV RL	ppbV MDL	ug/m3 Results	ug/m3 RL	ug/m3 MDL	Qualifier	Dilution Factor
Volatile Organics in Air by SIM - Mansfield Lab								
Dichlorodifluoromethane	ND	1.35	--	ND	6.68	--		6.733
Chloromethane	ND	1.35	--	ND	2.79	--		6.733
Freon-114	ND	0.337	--	ND	2.36	--		6.733
Vinyl chloride	0.868	0.135	--	2.22	0.345	--		6.733
1,3-Butadiene	0.566	0.135	--	1.25	0.299	--		6.733
Bromomethane	ND	0.135	--	ND	0.524	--		6.733
Chloroethane	ND	0.673	--	ND	1.78	--		6.733
Ethanol	86.1	33.7	--	162	63.5	--		6.733
Vinyl bromide	ND	1.35	--	ND	5.90	--		6.733
Acetone	174	6.73	--	413	16.0	--		6.733
Trichlorofluoromethane	0.566	0.337	--	3.18	1.89	--		6.733
Isopropanol	16.7	3.37	--	41.0	8.28	--		6.733
1,1-Dichloroethene	ND	0.135	--	ND	0.535	--		6.733
Tertiary butyl Alcohol	6.98	3.37	--	21.2	10.2	--		6.733
Methylene chloride	ND	3.37	--	ND	11.7	--		6.733
3-Chloropropene	ND	1.35	--	ND	4.23	--		6.733
Carbon disulfide	ND	1.35	--	ND	4.20	--		6.733
Freon-113	ND	0.337	--	ND	2.58	--		6.733
trans-1,2-Dichloroethene	ND	0.135	--	ND	0.535	--		6.733
1,1-Dichloroethane	ND	0.135	--	ND	0.546	--		6.733
Methyl tert butyl ether	ND	1.35	--	ND	4.87	--		6.733
2-Butanone	6.46	3.37	--	19.1	9.94	--		6.733
cis-1,2-Dichloroethene	ND	0.135	--	ND	0.535	--		6.733
Ethyl Acetate	ND	3.37	--	ND	12.1	--		6.733

Project Name: 198 DOUGLASS ST
Project Number: Not Specified
Lab Number: L1736360
Report Date: 10/17/17

SAMPLE RESULTS

Lab ID: L1736360-01 D
Client ID: SS-1
Sample Location: 198 DOUGLASS ST. BROOKLYN
Date Collected: 10/09/17 17:46
Date Received: 10/09/17
Field Prep: Not Specified

Parameter	ppbV Results	ppbV RL	ppbV MDL	ug/m3 Results	ug/m3 RL	ug/m3 MDL	Qualifier	Dilution Factor
Volatile Organics in Air by SIM - Mansfield Lab								
Chloroform	ND	0.135	--	ND	0.659	--		6.733
Tetrahydrofuran	ND	3.37	--	ND	9.94	--		6.733
1,2-Dichloroethane	ND	0.135	--	ND	0.546	--		6.733
n-Hexane	6.52	1.35	--	23.0	4.76	--		6.733
1,1,1-Trichloroethane	ND	0.135	--	ND	0.737	--		6.733
Benzene	1.00	0.673	--	3.19	2.15	--		6.733
Carbon tetrachloride	ND	0.135	--	ND	0.849	--		6.733
Cyclohexane	1.59	1.35	--	5.47	4.65	--		6.733
1,2-Dichloropropane	ND	0.135	--	ND	0.624	--		6.733
Bromodichloromethane	ND	0.135	--	ND	0.904	--		6.733
1,4-Dioxane	ND	0.673	--	ND	2.43	--		6.733
Trichloroethene	ND	0.135	--	ND	0.726	--		6.733
2,2,4-Trimethylpentane	ND	1.35	--	ND	6.31	--		6.733
Heptane	1.92	1.35	--	7.87	5.53	--		6.733
cis-1,3-Dichloropropene	ND	0.135	--	ND	0.613	--		6.733
4-Methyl-2-pentanone	ND	3.37	--	ND	13.8	--		6.733
trans-1,3-Dichloropropene	ND	0.135	--	ND	0.613	--		6.733
1,1,2-Trichloroethane	ND	0.135	--	ND	0.737	--		6.733
Toluene	7.52	0.337	--	28.3	1.27	--		6.733
2-Hexanone	ND	1.35	--	ND	5.53	--		6.733
Dibromochloromethane	ND	0.135	--	ND	1.15	--		6.733
1,2-Dibromoethane	ND	0.135	--	ND	1.04	--		6.733
Tetrachloroethene	0.209	0.135	--	1.42	0.915	--		6.733
Chlorobenzene	ND	0.673	--	ND	3.10	--		6.733
Ethylbenzene	0.922	0.135	--	4.00	0.586	--		6.733
p/m-Xylene	3.48	0.269	--	15.1	1.17	--		6.733
Bromoform	ND	0.135	--	ND	1.40	--		6.733
Styrene	0.478	0.135	--	2.04	0.575	--		6.733

Project Name: 198 DOUGLASS ST
Project Number: Not Specified
Lab Number: L1736360
Report Date: 10/17/17

SAMPLE RESULTS

Lab ID: L1736360-01 D
Client ID: SS-1
Sample Location: 198 DOUGLASS ST. BROOKLYN
Date Collected: 10/09/17 17:46
Date Received: 10/09/17
Field Prep: Not Specified

Parameter	ppbV Results	ppbV RL	ppbV MDL	ug/m3 Results	ug/m3 RL	ug/m3 MDL	Qualifier	Dilution Factor
Volatile Organics in Air by SIM - Mansfield Lab								
1,1,2,2-Tetrachloroethane	ND	0.135	--	ND	0.927	--		6.733
o-Xylene	1.28	0.135	--	5.56	0.586	--		6.733
4-Ethyltoluene	0.330	0.135	--	1.62	0.664	--		6.733
1,3,5-Trimethybenzene	0.357	0.135	--	1.76	0.664	--		6.733
1,2,4-Trimethylbenzene	1.04	0.135	--	5.11	0.664	--		6.733
Benzyl chloride	ND	1.35	--	ND	6.99	--		6.733
1,3-Dichlorobenzene	ND	0.135	--	ND	0.812	--		6.733
1,4-Dichlorobenzene	0.619	0.135	--	3.72	0.812	--		6.733
1,2-Dichlorobenzene	ND	0.135	--	ND	0.812	--		6.733
1,2,4-Trichlorobenzene	ND	0.337	--	ND	2.50	--		6.733
Hexachlorobutadiene	ND	0.337	--	ND	3.59	--		6.733

Internal Standard	% Recovery	Qualifier	Acceptance Criteria
1,4-difluorobenzene	84		60-140
bromochloromethane	88		60-140
chlorobenzene-d5	73		60-140

Project Name: 198 DOUGLASS ST
Project Number: Not Specified
Lab Number: L1736360
Report Date: 10/17/17

SAMPLE RESULTS

Lab ID: L1736360-02
Client ID: SS-2
Sample Location: 198 DOUGLASS ST. BROOKLYN
Matrix: Soil_Vapor
Anaytical Method: 48,TO-15
Analytical Date: 10/13/17 00:48
Analyst: MB

Date Collected: 10/09/17 14:15
Date Received: 10/09/17
Field Prep: Not Specified

Parameter	ppbV Results	ppbV RL	ppbV MDL	ug/m3 Results	ug/m3 RL	ug/m3 MDL	Qualifier	Dilution Factor
Volatile Organics in Air - Mansfield Lab								
Dichlorodifluoromethane	0.423	0.200	--	2.09	0.989	--		1
Chloromethane	ND	0.200	--	ND	0.413	--		1
Freon-114	ND	0.200	--	ND	1.40	--		1
Vinyl chloride	ND	0.200	--	ND	0.511	--		1
1,3-Butadiene	0.442	0.200	--	0.978	0.442	--		1
Bromomethane	ND	0.200	--	ND	0.777	--		1
Chloroethane	ND	0.200	--	ND	0.528	--		1
Ethanol	20.6	5.00	--	38.8	9.42	--		1
Vinyl bromide	ND	0.200	--	ND	0.874	--		1
Acetone	74.0	1.00	--	176	2.38	--		1
Trichlorofluoromethane	0.501	0.200	--	2.82	1.12	--		1
Isopropanol	1.80	0.500	--	4.42	1.23	--		1
1,1-Dichloroethene	ND	0.200	--	ND	0.793	--		1
Tertiary butyl Alcohol	0.843	0.500	--	2.56	1.52	--		1
Methylene chloride	ND	0.500	--	ND	1.74	--		1
3-Chloropropene	ND	0.200	--	ND	0.626	--		1
Carbon disulfide	0.301	0.200	--	0.937	0.623	--		1
Freon-113	ND	0.200	--	ND	1.53	--		1
trans-1,2-Dichloroethene	ND	0.200	--	ND	0.793	--		1
1,1-Dichloroethane	ND	0.200	--	ND	0.809	--		1
Methyl tert butyl ether	ND	0.200	--	ND	0.721	--		1
2-Butanone	6.24	0.500	--	18.4	1.47	--		1
cis-1,2-Dichloroethene	ND	0.200	--	ND	0.793	--		1
Ethyl Acetate	ND	0.500	--	ND	1.80	--		1

Project Name: 198 DOUGLASS ST
Project Number: Not Specified
Lab Number: L1736360
Report Date: 10/17/17

SAMPLE RESULTS

Lab ID: L1736360-02
Client ID: SS-2
Sample Location: 198 DOUGLASS ST. BROOKLYN
Date Collected: 10/09/17 14:15
Date Received: 10/09/17
Field Prep: Not Specified

Parameter	ppbV Results	ppbV RL	ppbV MDL	ug/m3 Results	ug/m3 RL	ug/m3 MDL	Qualifier	Dilution Factor
Volatile Organics in Air - Mansfield Lab								
Chloroform	0.492	0.200	--	2.40	0.977	--		1
Tetrahydrofuran	ND	0.500	--	ND	1.47	--		1
1,2-Dichloroethane	ND	0.200	--	ND	0.809	--		1
n-Hexane	1.22	0.200	--	4.30	0.705	--		1
1,1,1-Trichloroethane	0.603	0.200	--	3.29	1.09	--		1
Benzene	0.845	0.200	--	2.70	0.639	--		1
Carbon tetrachloride	ND	0.200	--	ND	1.26	--		1
Cyclohexane	0.553	0.200	--	1.90	0.688	--		1
1,2-Dichloropropane	ND	0.200	--	ND	0.924	--		1
Bromodichloromethane	ND	0.200	--	ND	1.34	--		1
1,4-Dioxane	ND	0.200	--	ND	0.721	--		1
Trichloroethene	29.5	0.200	--	159	1.07	--		1
2,2,4-Trimethylpentane	0.340	0.200	--	1.59	0.934	--		1
Heptane	0.628	0.200	--	2.57	0.820	--		1
cis-1,3-Dichloropropene	ND	0.200	--	ND	0.908	--		1
4-Methyl-2-pentanone	ND	0.500	--	ND	2.05	--		1
trans-1,3-Dichloropropene	ND	0.200	--	ND	0.908	--		1
1,1,2-Trichloroethane	ND	0.200	--	ND	1.09	--		1
Toluene	3.06	0.200	--	11.5	0.754	--		1
2-Hexanone	0.246	0.200	--	1.01	0.820	--		1
Dibromochloromethane	ND	0.200	--	ND	1.70	--		1
1,2-Dibromoethane	ND	0.200	--	ND	1.54	--		1
Tetrachloroethene	0.791	0.200	--	5.36	1.36	--		1
Chlorobenzene	ND	0.200	--	ND	0.921	--		1
Ethylbenzene	1.10	0.200	--	4.78	0.869	--		1
p/m-Xylene	2.28	0.400	--	9.90	1.74	--		1
Bromoform	ND	0.200	--	ND	2.07	--		1
Styrene	0.266	0.200	--	1.13	0.852	--		1

Project Name: 198 DOUGLASS ST
Project Number: Not Specified
Lab Number: L1736360
Report Date: 10/17/17

SAMPLE RESULTS

Lab ID: L1736360-02
Client ID: SS-2
Sample Location: 198 DOUGLASS ST. BROOKLYN
Date Collected: 10/09/17 14:15
Date Received: 10/09/17
Field Prep: Not Specified

Parameter	ppbV Results	ppbV RL	ppbV MDL	ug/m3 Results	ug/m3 RL	ug/m3 MDL	Qualifier	Dilution Factor
Volatile Organics in Air - Mansfield Lab								
1,1,2,2-Tetrachloroethane	ND	0.200	--	ND	1.37	--		1
o-Xylene	1.12	0.200	--	4.86	0.869	--		1
4-Ethyltoluene	0.232	0.200	--	1.14	0.983	--		1
1,3,5-Trimethylbenzene	0.629	0.200	--	3.09	0.983	--		1
1,2,4-Trimethylbenzene	1.46	0.200	--	7.18	0.983	--		1
Benzyl chloride	ND	0.200	--	ND	1.04	--		1
1,3-Dichlorobenzene	ND	0.200	--	ND	1.20	--		1
1,4-Dichlorobenzene	3.23	0.200	--	19.4	1.20	--		1
1,2-Dichlorobenzene	ND	0.200	--	ND	1.20	--		1
1,2,4-Trichlorobenzene	ND	0.200	--	ND	1.48	--		1
Hexachlorobutadiene	ND	0.200	--	ND	2.13	--		1

Internal Standard	% Recovery	Qualifier	Acceptance Criteria
1,4-Difluorobenzene	107		60-140
Bromochloromethane	106		60-140
chlorobenzene-d5	107		60-140

Project Name: 198 DOUGLASS ST
Project Number: Not Specified
Lab Number: L1736360
Report Date: 10/17/17

SAMPLE RESULTS

Lab ID: L1736360-03
Client ID: IA-1
Sample Location: 198 DOUGLASS ST. BROOKLYN
Matrix: Air
Anaytical Method: 48,TO-15
Analytical Date: 10/12/17 23:39
Analyst: MB

Date Collected: 10/09/17 14:53
Date Received: 10/09/17
Field Prep: Not Specified

Parameter	ppbV Results	ppbV RL	ppbV MDL	ug/m3 Results	ug/m3 RL	ug/m3 MDL	Qualifier	Dilution Factor
Volatile Organics in Air - Mansfield Lab								
Dichlorodifluoromethane	0.361	0.200	--	1.79	0.989	--		1
Chloromethane	0.396	0.200	--	0.818	0.413	--		1
Freon-114	ND	0.200	--	ND	1.40	--		1
1,3-Butadiene	0.256	0.200	--	0.566	0.442	--		1
Bromomethane	ND	0.200	--	ND	0.777	--		1
Chloroethane	ND	0.200	--	ND	0.528	--		1
Ethanol	152	5.00	--	286	9.42	--		1
Vinyl bromide	ND	0.200	--	ND	0.874	--		1
Acetone	33.4	1.00	--	79.3	2.38	--		1
Trichlorofluoromethane	0.229	0.200	--	1.29	1.12	--		1
Isopropanol	2.78	0.500	--	6.83	1.23	--		1
Tertiary butyl Alcohol	ND	0.500	--	ND	1.52	--		1
Methylene chloride	0.525	0.500	--	1.82	1.74	--		1
3-Chloropropene	ND	0.200	--	ND	0.626	--		1
Carbon disulfide	ND	0.200	--	ND	0.623	--		1
Freon-113	ND	0.200	--	ND	1.53	--		1
trans-1,2-Dichloroethene	ND	0.200	--	ND	0.793	--		1
1,1-Dichloroethane	ND	0.200	--	ND	0.809	--		1
Methyl tert butyl ether	ND	0.200	--	ND	0.721	--		1
2-Butanone	12.5	0.500	--	36.9	1.47	--		1
Ethyl Acetate	0.877	0.500	--	3.16	1.80	--		1
Chloroform	ND	0.200	--	ND	0.977	--		1
Tetrahydrofuran	ND	0.500	--	ND	1.47	--		1
1,2-Dichloroethane	ND	0.200	--	ND	0.809	--		1

Project Name: 198 DOUGLASS ST
Project Number: Not Specified
Lab Number: L1736360
Report Date: 10/17/17

SAMPLE RESULTS

Lab ID: L1736360-03
Client ID: IA-1
Sample Location: 198 DOUGLASS ST. BROOKLYN
Date Collected: 10/09/17 14:53
Date Received: 10/09/17
Field Prep: Not Specified

Parameter	ppbV Results	ppbV RL	ppbV MDL	ug/m3 Results	ug/m3 RL	ug/m3 MDL	Qualifier	Dilution Factor
Volatile Organics in Air - Mansfield Lab								
n-Hexane	4.47	0.200	--	15.8	0.705	--		1
Benzene	2.85	0.200	--	9.10	0.639	--		1
Cyclohexane	3.54	0.200	--	12.2	0.688	--		1
1,2-Dichloropropane	ND	0.200	--	ND	0.924	--		1
Bromodichloromethane	ND	0.200	--	ND	1.34	--		1
1,4-Dioxane	ND	0.200	--	ND	0.721	--		1
2,2,4-Trimethylpentane	2.54	0.200	--	11.9	0.934	--		1
Heptane	3.32	0.200	--	13.6	0.820	--		1
cis-1,3-Dichloropropene	ND	0.200	--	ND	0.908	--		1
4-Methyl-2-pentanone	ND	0.500	--	ND	2.05	--		1
trans-1,3-Dichloropropene	ND	0.200	--	ND	0.908	--		1
1,1,2-Trichloroethane	ND	0.200	--	ND	1.09	--		1
Toluene	10.4	0.200	--	39.2	0.754	--		1
2-Hexanone	ND	0.200	--	ND	0.820	--		1
Dibromochloromethane	ND	0.200	--	ND	1.70	--		1
1,2-Dibromoethane	ND	0.200	--	ND	1.54	--		1
Chlorobenzene	ND	0.200	--	ND	0.921	--		1
Ethylbenzene	1.96	0.200	--	8.51	0.869	--		1
p/m-Xylene	7.48	0.400	--	32.5	1.74	--		1
Bromoform	ND	0.200	--	ND	2.07	--		1
Styrene	2.12	0.200	--	9.03	0.852	--		1
1,1,2,2-Tetrachloroethane	ND	0.200	--	ND	1.37	--		1
o-Xylene	2.86	0.200	--	12.4	0.869	--		1
4-Ethyltoluene	1.29	0.200	--	6.34	0.983	--		1
1,3,5-Trimethylbenzene	2.00	0.200	--	9.83	0.983	--		1
1,2,4-Trimethylbenzene	6.95	0.200	--	34.2	0.983	--		1
Benzyl chloride	ND	0.200	--	ND	1.04	--		1
1,3-Dichlorobenzene	ND	0.200	--	ND	1.20	--		1

Project Name: 198 DOUGLASS ST
Project Number: Not Specified
Lab Number: L1736360
Report Date: 10/17/17

SAMPLE RESULTS

Lab ID: L1736360-03
Client ID: IA-1
Sample Location: 198 DOUGLASS ST. BROOKLYN
Date Collected: 10/09/17 14:53
Date Received: 10/09/17
Field Prep: Not Specified

Parameter	ppbV Results	ppbV RL	ppbV MDL	ug/m3 Results	ug/m3 RL	ug/m3 MDL	Qualifier	Dilution Factor
Volatile Organics in Air - Mansfield Lab								
1,4-Dichlorobenzene	ND	0.200	--	ND	1.20	--		1
1,2-Dichlorobenzene	ND	0.200	--	ND	1.20	--		1
1,2,4-Trichlorobenzene	ND	0.200	--	ND	1.48	--		1
Hexachlorobutadiene	ND	0.200	--	ND	2.13	--		1

Internal Standard	% Recovery	Qualifier	Acceptance Criteria
1,4-Difluorobenzene	93		60-140
Bromochloromethane	94		60-140
chlorobenzene-d5	95		60-140

Project Name: 198 DOUGLASS ST
Project Number: Not Specified
Lab Number: L1736360
Report Date: 10/17/17

SAMPLE RESULTS

Lab ID:	L1736360-03	Date Collected:	10/09/17 14:53
Client ID:	IA-1	Date Received:	10/09/17
Sample Location:	198 DOUGLASS ST. BROOKLYN	Field Prep:	Not Specified
Matrix:	Air		
Anaytical Method:	48,TO-15-SIM		
Analytical Date:	10/12/17 23:39		
Analyst:	MB		

	ppbV			ug/m3				
Parameter	**Results**	**RL**	**MDL**	**Results**	**RL**	**MDL**	**Qualifier**	**Dilution Factor**
Volatile Organics in Air by SIM - Mansfield Lab								
Vinyl chloride	ND	0.020	--	ND	0.051	--		1
1,1-Dichloroethene	ND	0.020	--	ND	0.079	--		1
cis-1,2-Dichloroethene	ND	0.020	--	ND	0.079	--		1
1,1,1-Trichloroethane	ND	0.020	--	ND	0.109	--		1
Carbon tetrachloride	0.076	0.020	--	0.478	0.126	--		1
Trichloroethene	0.216	0.020	--	1.16	0.107	--		1
Tetrachloroethene	0.152	0.020	--	1.03	0.136	--		1

Internal Standard	**% Recovery**	**Qualifier**	**Acceptance Criteria**
1,4-difluorobenzene	92		60-140
bromochloromethane	93		60-140
chlorobenzene-d5	94		60-140

Project Name: 198 DOUGLASS ST
Project Number: Not Specified

Lab Number: L1736360
Report Date: 10/17/17

Method Blank Analysis
Batch Quality Control

Analytical Method: 48,TO-15-SIM
Analytical Date: 10/12/17 15:37

Parameter	ppbV Results	ppbV RL	ppbV MDL	ug/m3 Results	ug/m3 RL	ug/m3 MDL	Qualifier	Dilution Factor
Volatile Organics in Air by SIM - Mansfield Lab for sample(s): 03 Batch: WG1051743-4								
Propylene	ND	0.500	--	ND	0.861	--		1
Dichlorodifluoromethane	ND	0.200	--	ND	0.989	--		1
Chloromethane	ND	0.200	--	ND	0.413	--		1
1,2-Dichloro-1,1,2,2-tetrafluoroethane	ND	0.050	--	ND	0.349	--		1
Vinyl chloride	ND	0.020	--	ND	0.051	--		1
1,3-Butadiene	ND	0.020	--	ND	0.044	--		1
Bromomethane	ND	0.020	--	ND	0.078	--		1
Chloroethane	ND	0.100	--	ND	0.264	--		1
Ethyl Alcohol	ND	5.00	--	ND	9.42	--		1
Vinyl bromide	ND	0.200	--	ND	0.874	--		1
Acetone	ND	1.00	--	ND	2.38	--		1
Trichlorofluoromethane	ND	0.050	--	ND	0.281	--		1
iso-Propyl Alcohol	ND	0.500	--	ND	1.23	--		1
Acrylonitrile	ND	0.500	--	ND	1.09	--		1
1,1-Dichloroethene	ND	0.020	--	ND	0.079	--		1
Methylene chloride	ND	0.500	--	ND	1.74	--		1
3-Chloropropene	ND	0.200	--	ND	0.626	--		1
Carbon disulfide	ND	0.200	--	ND	0.623	--		1
1,1,2-Trichloro-1,2,2-Trifluoroethane	ND	0.050	--	ND	0.383	--		1
Halothane	ND	0.050	--	ND	0.404	--		1
trans-1,2-Dichloroethene	ND	0.020	--	ND	0.079	--		1
1,1-Dichloroethane	ND	0.020	--	ND	0.081	--		1
Methyl tert butyl ether	ND	0.200	--	ND	0.721	--		1
Vinyl acetate	ND	1.00	--	ND	3.52	--		1
2-Butanone	ND	0.500	--	ND	1.47	--		1

Project Name: 198 DOUGLASS ST
Project Number: Not Specified

Lab Number: L1736360
Report Date: 10/17/17

Method Blank Analysis
Batch Quality Control

Analytical Method: 48,TO-15-SIM
Analytical Date: 10/12/17 15:37

Parameter	ppbV Results	ppbV RL	ppbV MDL	ug/m3 Results	ug/m3 RL	ug/m3 MDL	Qualifier	Dilution Factor
Volatile Organics in Air by SIM - Mansfield Lab for sample(s): 03 Batch: WG1051743-4								
cis-1,2-Dichloroethene	ND	0.020	--	ND	0.079	--		1
Ethyl Acetate	ND	0.500	--	ND	1.80	--		1
Chloroform	ND	0.020	--	ND	0.098	--		1
Tetrahydrofuran	ND	0.500	--	ND	1.47	--		1
1,2-Dichloroethane	ND	0.020	--	ND	0.081	--		1
n-Hexane	ND	0.200	--	ND	0.705	--		1
1,1,1-Trichloroethane	ND	0.020	--	ND	0.109	--		1
Benzene	ND	0.100	--	ND	0.319	--		1
Carbon tetrachloride	ND	0.020	--	ND	0.126	--		1
Cyclohexane	ND	0.200	--	ND	0.688	--		1
Dibromomethane	ND	0.200	--	ND	1.42	--		1
1,2-Dichloropropane	ND	0.020	--	ND	0.092	--		1
Bromodichloromethane	ND	0.020	--	ND	0.134	--		1
1,4-Dioxane	ND	0.100	--	ND	0.360	--		1
Trichloroethene	ND	0.020	--	ND	0.107	--		1
2,2,4-Trimethylpentane	ND	0.200	--	ND	0.934	--		1
Heptane	ND	0.200	--	ND	0.820	--		1
cis-1,3-Dichloropropene	ND	0.020	--	ND	0.091	--		1
4-Methyl-2-pentanone	ND	0.500	--	ND	2.05	--		1
trans-1,3-Dichloropropene	ND	0.020	--	ND	0.091	--		1
1,1,2-Trichloroethane	ND	0.020	--	ND	0.109	--		1
Toluene	ND	0.050	--	ND	0.188	--		1
2-Hexanone	ND	0.200	--	ND	0.820	--		1
Dibromochloromethane	ND	0.020	--	ND	0.170	--		1
1,2-Dibromoethane	ND	0.020	--	ND	0.154	--		1

Project Name: 198 DOUGLASS ST
Project Number: Not Specified

Lab Number: L1736360
Report Date: 10/17/17

Method Blank Analysis
Batch Quality Control

Analytical Method: 48,TO-15-SIM
Analytical Date: 10/12/17 15:37

Parameter	ppbV Results	ppbV RL	ppbV MDL	ug/m3 Results	ug/m3 RL	ug/m3 MDL	Qualifier	Dilution Factor
Volatile Organics in Air by SIM - Mansfield Lab for sample(s): 03 Batch: WG1051743-4								
Tetrachloroethene	ND	0.020	--	ND	0.136	--		1
1,1,1,2-Tetrachloroethane	ND	0.020	--	ND	0.137	--		1
Chlorobenzene	ND	0.100	--	ND	0.461	--		1
Ethylbenzene	ND	0.020	--	ND	0.087	--		1
p/m-Xylene	ND	0.040	--	ND	0.174	--		1
Bromoform	ND	0.020	--	ND	0.207	--		1
Styrene	ND	0.020	--	ND	0.085	--		1
1,1,2,2-Tetrachloroethane	ND	0.020	--	ND	0.137	--		1
o-Xylene	ND	0.020	--	ND	0.087	--		1
1,2,3-Trichloropropane	ND	0.020	--	ND	0.121	--		1
Isopropylbenzene	ND	0.200	--	ND	0.983	--		1
Bromobenzene	ND	0.200	--	ND	0.793	--		1
4-Ethyltoluene	ND	0.020	--	ND	0.098	--		1
1,3,5-Trimethylbenzene	ND	0.020	--	ND	0.098	--		1
1,2,4-Trimethylbenzene	ND	0.020	--	ND	0.098	--		1
Benzyl chloride	ND	0.200	--	ND	1.04	--		1
1,3-Dichlorobenzene	ND	0.020	--	ND	0.120	--		1
1,4-Dichlorobenzene	ND	0.020	--	ND	0.120	--		1
sec-Butylbenzene	ND	0.200	--	ND	1.10	--		1
p-Isopropyltoluene	ND	0.200	--	ND	1.10	--		1
1,2-Dichlorobenzene	ND	0.020	--	ND	0.120	--		1
n-Butylbenzene	ND	0.200	--	ND	1.10	--		1
1,2,4-Trichlorobenzene	ND	0.050	--	ND	0.371	--		1
Naphthalene	ND	0.050	--	ND	0.262	--		1
1,2,3-Trichlorobenzene	ND	0.050	--	ND	0.371	--		1

Project Name: 198 DOUGLASS ST
Project Number: Not Specified

Lab Number: L1736360
Report Date: 10/17/17

Method Blank Analysis
Batch Quality Control

Analytical Method: 48,TO-15-SIM
Analytical Date: 10/12/17 15:37

Parameter	ppbV Results	ppbV RL	ppbV MDL	ug/m3 Results	ug/m3 RL	ug/m3 MDL	Qualifier	Dilution Factor
Volatile Organics in Air by SIM - Mansfield Lab for sample(s): 03 Batch: WG1051743-4								
Hexachlorobutadiene	ND	0.050	--	ND	0.533	--		1

Project Name: 198 DOUGLASS ST
Project Number: Not Specified

Lab Number: L1736360
Report Date: 10/17/17

Method Blank Analysis
Batch Quality Control

Analytical Method: 48,TO-15
Analytical Date: 10/12/17 15:03

Parameter	ppbV Results	ppbV RL	ppbV MDL	ug/m3 Results	ug/m3 RL	ug/m3 MDL	Qualifier	Dilution Factor
Volatile Organics in Air - Mansfield Lab for sample(s): 02-03 Batch: WG1051746-4								
Propylene	ND	0.500	--	ND	0.861	--		1
Dichlorodifluoromethane	ND	0.200	--	ND	0.989	--		1
Chloromethane	ND	0.200	--	ND	0.413	--		1
Freon-114	ND	0.200	--	ND	1.40	--		1
Vinyl chloride	ND	0.200	--	ND	0.511	--		1
1,3-Butadiene	ND	0.200	--	ND	0.442	--		1
Bromomethane	ND	0.200	--	ND	0.777	--		1
Chloroethane	ND	0.200	--	ND	0.528	--		1
Ethanol	ND	5.00	--	ND	9.42	--		1
Vinyl bromide	ND	0.200	--	ND	0.874	--		1
Acetone	ND	1.00	--	ND	2.38	--		1
Trichlorofluoromethane	ND	0.200	--	ND	1.12	--		1
Isopropanol	ND	0.500	--	ND	1.23	--		1
1,1-Dichloroethene	ND	0.200	--	ND	0.793	--		1
Tertiary butyl Alcohol	ND	0.500	--	ND	1.52	--		1
Methylene chloride	ND	0.500	--	ND	1.74	--		1
3-Chloropropene	ND	0.200	--	ND	0.626	--		1
Carbon disulfide	ND	0.200	--	ND	0.623	--		1
Freon-113	ND	0.200	--	ND	1.53	--		1
trans-1,2-Dichloroethene	ND	0.200	--	ND	0.793	--		1
1,1-Dichloroethane	ND	0.200	--	ND	0.809	--		1
Methyl tert butyl ether	ND	0.200	--	ND	0.721	--		1
Vinyl acetate	ND	1.00	--	ND	3.52	--		1
2-Butanone	ND	0.500	--	ND	1.47	--		1
cis-1,2-Dichloroethene	ND	0.200	--	ND	0.793	--		1

Project Name: 198 DOUGLASS ST
Project Number: Not Specified

Lab Number: L1736360
Report Date: 10/17/17

Method Blank Analysis
Batch Quality Control

Analytical Method: 48,TO-15
Analytical Date: 10/12/17 15:03

Parameter	ppbV Results	ppbV RL	ppbV MDL	ug/m3 Results	ug/m3 RL	ug/m3 MDL	Qualifier	Dilution Factor
Volatile Organics in Air - Mansfield Lab for sample(s): 02-03 Batch: WG1051746-4								
Ethyl Acetate	ND	0.500	--	ND	1.80	--		1
Chloroform	ND	0.200	--	ND	0.977	--		1
Tetrahydrofuran	ND	0.500	--	ND	1.47	--		1
1,2-Dichloroethane	ND	0.200	--	ND	0.809	--		1
n-Hexane	ND	0.200	--	ND	0.705	--		1
1,1,1-Trichloroethane	ND	0.200	--	ND	1.09	--		1
Benzene	ND	0.200	--	ND	0.639	--		1
Carbon tetrachloride	ND	0.200	--	ND	1.26	--		1
Cyclohexane	ND	0.200	--	ND	0.688	--		1
1,2-Dichloropropane	ND	0.200	--	ND	0.924	--		1
Bromodichloromethane	ND	0.200	--	ND	1.34	--		1
1,4-Dioxane	ND	0.200	--	ND	0.721	--		1
Trichloroethene	ND	0.200	--	ND	1.07	--		1
2,2,4-Trimethylpentane	ND	0.200	--	ND	0.934	--		1
Heptane	ND	0.200	--	ND	0.820	--		1
cis-1,3-Dichloropropene	ND	0.200	--	ND	0.908	--		1
4-Methyl-2-pentanone	ND	0.500	--	ND	2.05	--		1
trans-1,3-Dichloropropene	ND	0.200	--	ND	0.908	--		1
1,1,2-Trichloroethane	ND	0.200	--	ND	1.09	--		1
Toluene	ND	0.200	--	ND	0.754	--		1
2-Hexanone	ND	0.200	--	ND	0.820	--		1
Dibromochloromethane	ND	0.200	--	ND	1.70	--		1
1,2-Dibromoethane	ND	0.200	--	ND	1.54	--		1
Tetrachloroethene	ND	0.200	--	ND	1.36	--		1
Chlorobenzene	ND	0.200	--	ND	0.921	--		1

Project Name: 198 DOUGLASS ST
Project Number: Not Specified

Lab Number: L1736360
Report Date: 10/17/17

Method Blank Analysis
Batch Quality Control

Analytical Method: 48,TO-15
Analytical Date: 10/12/17 15:03

Parameter	ppbV Results	ppbV RL	ppbV MDL	ug/m3 Results	ug/m3 RL	ug/m3 MDL	Qualifier	Dilution Factor
Volatile Organics in Air - Mansfield Lab for sample(s): 02-03 Batch: WG1051746-4								
Ethylbenzene	ND	0.200	--	ND	0.869	--		1
p/m-Xylene	ND	0.400	--	ND	1.74	--		1
Bromoform	ND	0.200	--	ND	2.07	--		1
Styrene	ND	0.200	--	ND	0.852	--		1
1,1,2,2-Tetrachloroethane	ND	0.200	--	ND	1.37	--		1
o-Xylene	ND	0.200	--	ND	0.869	--		1
4-Ethyltoluene	ND	0.200	--	ND	0.983	--		1
1,3,5-Trimethylbenzene	ND	0.200	--	ND	0.983	--		1
1,2,4-Trimethylbenzene	ND	0.200	--	ND	0.983	--		1
Benzyl chloride	ND	0.200	--	ND	1.04	--		1
1,3-Dichlorobenzene	ND	0.200	--	ND	1.20	--		1
1,4-Dichlorobenzene	ND	0.200	--	ND	1.20	--		1
1,2-Dichlorobenzene	ND	0.200	--	ND	1.20	--		1
1,2,4-Trichlorobenzene	ND	0.200	--	ND	1.48	--		1
Hexachlorobutadiene	ND	0.200	--	ND	2.13	--		1

	Results	Qualifier	Units	RDL	Dilution Factor
Tentatively Identified Compounds					
No Tentatively Identified Compounds					

Project Name: 198 DOUGLASS ST
Project Number: Not Specified

Lab Number: L1736360
Report Date: 10/17/17

Method Blank Analysis
Batch Quality Control

Analytical Method: 48,TO-15-SIM
Analytical Date: 10/17/17 07:09

Parameter	ppbV Results	ppbV RL	ppbV MDL	ug/m3 Results	ug/m3 RL	ug/m3 MDL	Qualifier	Dilution Factor
Volatile Organics in Air by SIM - Mansfield Lab for sample(s): 01 Batch: WG1052837-4								
Propylene	ND	0.500	--	ND	0.861	--		1
Dichlorodifluoromethane	ND	0.200	--	ND	0.989	--		1
Chloromethane	ND	0.200	--	ND	0.413	--		1
Freon-114	ND	0.050	--	ND	0.349	--		1
Vinyl chloride	ND	0.020	--	ND	0.051	--		1
1,3-Butadiene	ND	0.020	--	ND	0.044	--		1
Bromomethane	ND	0.020	--	ND	0.078	--		1
Chloroethane	ND	0.100	--	ND	0.264	--		1
Ethanol	ND	5.00	--	ND	9.42	--		1
Vinyl bromide	ND	0.200	--	ND	0.874	--		1
Acetone	ND	1.00	--	ND	2.38	--		1
Trichlorofluoromethane	ND	0.050	--	ND	0.281	--		1
Isopropanol	ND	0.500	--	ND	1.23	--		1
1,1-Dichloroethene	ND	0.020	--	ND	0.079	--		1
Tertiary butyl Alcohol	ND	0.500	--	ND	1.52	--		1
Methylene chloride	ND	0.500	--	ND	1.74	--		1
3-Chloropropene	ND	0.200	--	ND	0.626	--		1
Carbon disulfide	ND	0.200	--	ND	0.623	--		1
Freon-113	ND	0.050	--	ND	0.383	--		1
trans-1,2-Dichloroethene	ND	0.020	--	ND	0.079	--		1
1,1-Dichloroethane	ND	0.020	--	ND	0.081	--		1
Methyl tert butyl ether	ND	0.200	--	ND	0.721	--		1
Vinyl acetate	ND	1.00	--	ND	3.52	--		1
2-Butanone	ND	0.500	--	ND	1.47	--		1
cis-1,2-Dichloroethene	ND	0.020	--	ND	0.079	--		1

Project Name: 198 DOUGLASS ST
Project Number: Not Specified

Lab Number: L1736360
Report Date: 10/17/17

Method Blank Analysis
Batch Quality Control

Analytical Method: 48,TO-15-SIM
Analytical Date: 10/17/17 07:09

Parameter	ppbV Results	ppbV RL	ppbV MDL	ug/m3 Results	ug/m3 RL	ug/m3 MDL	Qualifier	Dilution Factor
Volatile Organics in Air by SIM - Mansfield Lab for sample(s): 01 Batch: WG1052837-4								
Ethyl Acetate	ND	0.500	--	ND	1.80	--		1
Chloroform	ND	0.020	--	ND	0.098	--		1
Tetrahydrofuran	ND	0.500	--	ND	1.47	--		1
1,2-Dichloroethane	ND	0.020	--	ND	0.081	--		1
n-Hexane	ND	0.200	--	ND	0.705	--		1
1,1,1-Trichloroethane	ND	0.020	--	ND	0.109	--		1
Benzene	ND	0.100	--	ND	0.319	--		1
Carbon tetrachloride	ND	0.020	--	ND	0.126	--		1
Cyclohexane	ND	0.200	--	ND	0.688	--		1
1,2-Dichloropropane	ND	0.020	--	ND	0.092	--		1
Bromodichloromethane	ND	0.020	--	ND	0.134	--		1
1,4-Dioxane	ND	0.100	--	ND	0.360	--		1
Trichloroethene	ND	0.020	--	ND	0.107	--		1
2,2,4-Trimethylpentane	ND	0.200	--	ND	0.934	--		1
Heptane	ND	0.200	--	ND	0.820	--		1
cis-1,3-Dichloropropene	ND	0.020	--	ND	0.091	--		1
4-Methyl-2-pentanone	ND	0.500	--	ND	2.05	--		1
trans-1,3-Dichloropropene	ND	0.020	--	ND	0.091	--		1
1,1,2-Trichloroethane	ND	0.020	--	ND	0.109	--		1
Toluene	ND	0.050	--	ND	0.188	--		1
2-Hexanone	ND	0.200	--	ND	0.820	--		1
Dibromochloromethane	ND	0.020	--	ND	0.170	--		1
1,2-Dibromoethane	ND	0.020	--	ND	0.154	--		1
Tetrachloroethene	ND	0.020	--	ND	0.136	--		1
Chlorobenzene	ND	0.100	--	ND	0.461	--		1

Project Name: 198 DOUGLASS ST
Project Number: Not Specified

Lab Number: L1736360
Report Date: 10/17/17

Method Blank Analysis
Batch Quality Control

Analytical Method: 48,TO-15-SIM
Analytical Date: 10/17/17 07:09

Parameter	ppbV Results	ppbV RL	ppbV MDL	ug/m3 Results	ug/m3 RL	ug/m3 MDL	Qualifier	Dilution Factor
Volatile Organics in Air by SIM - Mansfield Lab for sample(s): 01 Batch: WG1052837-4								
Ethylbenzene	ND	0.020	--	ND	0.087	--		1
p/m-Xylene	ND	0.040	--	ND	0.174	--		1
Bromoform	ND	0.020	--	ND	0.207	--		1
Styrene	ND	0.020	--	ND	0.085	--		1
1,1,2,2-Tetrachloroethane	ND	0.020	--	ND	0.137	--		1
o-Xylene	ND	0.020	--	ND	0.087	--		1
4-Ethyltoluene	ND	0.020	--	ND	0.098	--		1
1,3,5-Trimethybenzene	ND	0.020	--	ND	0.098	--		1
1,2,4-Trimethylbenzene	ND	0.020	--	ND	0.098	--		1
Benzyl chloride	ND	0.200	--	ND	1.04	--		1
1,3-Dichlorobenzene	ND	0.020	--	ND	0.120	--		1
1,4-Dichlorobenzene	ND	0.020	--	ND	0.120	--		1
1,2-Dichlorobenzene	ND	0.020	--	ND	0.120	--		1
1,2,4-Trichlorobenzene	ND	0.050	--	ND	0.371	--		1
Hexachlorobutadiene	ND	0.050	--	ND	0.533	--		1

Lab Control Sample Analysis
Batch Quality Control

Project Name: 198 DOUGLASS ST
Project Number: Not Specified

Lab Number: L1736360
Report Date: 10/17/17

Parameter	LCS %Recovery	Qual	LCSD %Recovery	Qual	%Recovery Limits	RPD	Qual	RPD Limits
Volatile Organics in Air by SIM - Mansfield Lab Associated sample(s): 03 Batch: WG1051743-3								
Propylene	117		-		70-130	-		25
Dichlorodifluoromethane	89		-		70-130	-		25
Chloromethane	113		-		70-130	-		25
1,2-Dichloro-1,1,2,2-tetrafluoroethane	92		-		70-130	-		25
Vinyl chloride	105		-		70-130	-		25
1,3-Butadiene	118		-		70-130	-		25
Bromomethane	90		-		70-130	-		25
Chloroethane	96		-		70-130	-		25
Ethyl Alcohol	106		-		70-130	-		25
Vinyl bromide	82		-		70-130	-		25
Acetone	108		-		70-130	-		25
Trichlorofluoromethane	88		-		70-130	-		25
iso-Propyl Alcohol	111		-		70-130	-		25
Acrylonitrile	106		-		70-130	-		25
1,1-Dichloroethene	95		-		70-130	-		25
Methylene chloride	107		-		70-130	-		25
3-Chloropropene	112		-		70-130	-		25
Carbon disulfide	86		-		70-130	-		25
1,1,2-Trichloro-1,2,2-Trifluoroethane	84		-		70-130	-		25
Halothane	89		-		70-130	-		25
trans-1,2-Dichloroethene	85		-		70-130	-		25
1,1-Dichloroethane	92		-		70-130	-		25
Methyl tert butyl ether	80		-		70-130	-		25

Lab Control Sample Analysis
Batch Quality Control

Project Name: 198 DOUGLASS ST
Project Number: Not Specified

Lab Number: L1736360
Report Date: 10/17/17

Parameter	LCS %Recovery	Qual	LCSD %Recovery	Qual	%Recovery Limits	RPD	Qual	RPD Limits
Volatile Organics in Air by SIM - Mansfield Lab Associated sample(s): 03 Batch: WG1051743-3								
Vinyl acetate	75		-		70-130	-		25
2-Butanone	91		-		70-130	-		25
cis-1,2-Dichloroethene	88		-		70-130	-		25
Ethyl Acetate	96		-		70-130	-		25
Chloroform	89		-		70-130	-		25
Tetrahydrofuran	91		-		70-130	-		25
1,2-Dichloroethane	90		-		70-130	-		25
n-Hexane	118		-		70-130	-		25
1,1,1-Trichloroethane	106		-		70-130	-		25
Benzene	109		-		70-130	-		25
Carbon tetrachloride	108		-		70-130	-		25
Cyclohexane	115		-		70-130	-		25
Dibromomethane[1]	91		-		70-130	-		25
1,2-Dichloropropane	117		-		70-130	-		25
Bromodichloromethane	115		-		70-130	-		25
1,4-Dioxane	107		-		70-130	-		25
Trichloroethene	99		-		70-130	-		25
2,2,4-Trimethylpentane	125		-		70-130	-		25
cis-1,3-Dichloropropene	113		-		70-130	-		25
4-Methyl-2-pentanone	127		-		70-130	-		25
trans-1,3-Dichloropropene	99		-		70-130	-		25
1,1,2-Trichloroethane	109		-		70-130	-		25
Toluene	89		-		70-130	-		25

Lab Control Sample Analysis
Batch Quality Control

Project Name: 198 DOUGLASS ST
Project Number: Not Specified

Lab Number: L1736360
Report Date: 10/17/17

Parameter	LCS %Recovery	Qual	LCSD %Recovery	Qual	%Recovery Limits	RPD	Qual	RPD Limits
Volatile Organics in Air by SIM - Mansfield Lab Associated sample(s): 03 Batch: WG1051743-3								
2-Hexanone	104		-		70-130	-		25
Dibromochloromethane	96		-		70-130	-		25
1,2-Dibromoethane	89		-		70-130	-		25
Tetrachloroethene	79		-		70-130	-		25
1,1,1,2-Tetrachloroethane	81		-		70-130	-		25
Chlorobenzene	88		-		70-130	-		25
Ethylbenzene	89		-		70-130	-		25
p/m-Xylene	90		-		70-130	-		25
Bromoform	93		-		70-130	-		25
Styrene	91		-		70-130	-		25
1,1,2,2-Tetrachloroethane	99		-		70-130	-		25
o-Xylene	94		-		70-130	-		25
1,2,3-Trichloropropane[1]	93		-		70-130	-		25
Isopropylbenzene	89		-		70-130	-		25
Bromobenzene[1]	91		-		70-130	-		25
4-Ethyltoluene	93		-		70-130	-		25
1,3,5-Trimethylbenzene	95		-		70-130	-		25
1,2,4-Trimethylbenzene	98		-		70-130	-		25
Benzyl chloride	107		-		70-130	-		25
1,3-Dichlorobenzene	91		-		70-130	-		25
1,4-Dichlorobenzene	90		-		70-130	-		25
sec-Butylbenzene	92		-		70-130	-		25
p-Isopropyltoluene	83		-		70-130	-		25

Lab Control Sample Analysis
Batch Quality Control

Project Name: 198 DOUGLASS ST
Project Number: Not Specified

Lab Number: L1736360
Report Date: 10/17/17

Parameter	LCS %Recovery	Qual	LCSD %Recovery	Qual	%Recovery Limits	RPD	Qual	RPD Limits
Volatile Organics in Air by SIM - Mansfield Lab Associated sample(s): 03 Batch: WG1051743-3								
1,2-Dichlorobenzene	92		-		70-130	-		25
n-Butylbenzene	101		-		70-130	-		25
1,2,4-Trichlorobenzene	94		-		70-130	-		25
Naphthalene	97		-		70-130	-		25
1,2,3-Trichlorobenzene	88		-		70-130	-		25
Hexachlorobutadiene	87		-		70-130	-		25

Lab Control Sample Analysis
Batch Quality Control

Project Name: 198 DOUGLASS ST
Project Number: Not Specified

Lab Number: L1736360
Report Date: 10/17/17

Parameter	LCS %Recovery	Qual	LCSD %Recovery	Qual	%Recovery Limits	RPD	Qual	RPD Limits
Volatile Organics in Air - Mansfield Lab Associated sample(s): 02-03 Batch: WG1051746-3								
Chlorodifluoromethane	95		-		70-130	-		
Propylene	109		-		70-130	-		
Propane	90		-		70-130	-		
Dichlorodifluoromethane	109		-		70-130	-		
Chloromethane	109		-		70-130	-		
1,2-Dichloro-1,1,2,2-tetrafluoroethane	93		-		70-130	-		
Methanol	94		-		70-130	-		
Vinyl chloride	102		-		70-130	-		
1,3-Butadiene	108		-		70-130	-		
Butane	98		-		70-130	-		
Bromomethane	87		-		70-130	-		
Chloroethane	95		-		70-130	-		
Ethyl Alcohol	101		-		70-130	-		
Dichlorofluoromethane	87		-		70-130	-		
Vinyl bromide	79		-		70-130	-		
Acrolein	92		-		70-130	-		
Acetone	107		-		70-130	-		
Acetonitrile	101		-		70-130	-		
Trichlorofluoromethane	86		-		70-130	-		
iso-Propyl Alcohol	104		-		70-130	-		
Acrylonitrile	96		-		70-130	-		
Pentane	95		-		70-130	-		
Ethyl ether	97		-		70-130	-		

Lab Control Sample Analysis
Batch Quality Control

Project Name: 198 DOUGLASS ST
Project Number: Not Specified

Lab Number: L1736360
Report Date: 10/17/17

Parameter	LCS %Recovery	Qual	LCSD %Recovery	Qual	%Recovery Limits	RPD	Qual	RPD Limits
Volatile Organics in Air - Mansfield Lab Associated sample(s): 02-03 Batch: WG1051746-3								
1,1-Dichloroethene	94		-		70-130	-		
tert-Butyl Alcohol	77		-		70-130	-		
Methylene chloride	108		-		70-130	-		
3-Chloropropene	104		-		70-130	-		
Carbon disulfide	85		-		70-130	-		
1,1,2-Trichloro-1,2,2-Trifluoroethane	83		-		70-130	-		
trans-1,2-Dichloroethene	89		-		70-130	-		
1,1-Dichloroethane	91		-		70-130	-		
Methyl tert butyl ether	77		-		70-130	-		
Vinyl acetate	79		-		70-130	-		
2-Butanone	89		-		70-130	-		
cis-1,2-Dichloroethene	89		-		70-130	-		
Ethyl Acetate	96		-		70-130	-		
Chloroform	88		-		70-130	-		
Tetrahydrofuran	89		-		70-130	-		
2,2-Dichloropropane	76		-		70-130	-		
1,2-Dichloroethane	92		-		70-130	-		
n-Hexane	113		-		70-130	-		
Isopropyl Ether	95		-		70-130	-		
Ethyl-Tert-Butyl-Ether	92		-		70-130	-		
1,1,1-Trichloroethane	102		-		70-130	-		
1,1-Dichloropropene	100		-		70-130	-		
Benzene	104		-		70-130	-		

Lab Control Sample Analysis
Batch Quality Control

Project Name: 198 DOUGLASS ST
Project Number: Not Specified

Lab Number: L1736360
Report Date: 10/17/17

Parameter	LCS %Recovery	Qual	LCSD %Recovery	Qual	%Recovery Limits	RPD	Qual	RPD Limits
Volatile Organics in Air - Mansfield Lab Associated sample(s): 02-03 Batch: WG1051746-3								
Carbon tetrachloride	104		-		70-130	-		
Cyclohexane	107		-		70-130	-		
Tertiary-Amyl Methyl Ether	86		-		70-130	-		
Dibromomethane	100		-		70-130	-		
1,2-Dichloropropane	116		-		70-130	-		
Bromodichloromethane	111		-		70-130	-		
1,4-Dioxane	103		-		70-130	-		
Trichloroethene	99		-		70-130	-		
2,2,4-Trimethylpentane	115		-		70-130	-		
Methyl Methacrylate	**131**	Q	-		70-130	-		
Heptane	118		-		70-130	-		
cis-1,3-Dichloropropene	114		-		70-130	-		
4-Methyl-2-pentanone	122		-		70-130	-		
trans-1,3-Dichloropropene	98		-		70-130	-		
1,1,2-Trichloroethane	109		-		70-130	-		
Toluene	89		-		70-130	-		
1,3-Dichloropropane	92		-		70-130	-		
2-Hexanone	107		-		70-130	-		
Dibromochloromethane	94		-		70-130	-		
1,2-Dibromoethane	91		-		70-130	-		
Butyl Acetate	85		-		70-130	-		
Octane	85		-		70-130	-		
Tetrachloroethene	82		-		70-130	-		

Lab Control Sample Analysis
Batch Quality Control

Project Name: 198 DOUGLASS ST
Project Number: Not Specified

Lab Number: L1736360
Report Date: 10/17/17

Parameter	LCS %Recovery	Qual	LCSD %Recovery	Qual	%Recovery Limits	RPD	Qual	RPD Limits
Volatile Organics in Air - Mansfield Lab Associated sample(s): 02-03 Batch: WG1051746-3								
1,1,1,2-Tetrachloroethane	84		-		70-130	-		
Chlorobenzene	90		-		70-130	-		
Ethylbenzene	91		-		70-130	-		
p/m-Xylene	91		-		70-130	-		
Bromoform	93		-		70-130	-		
Styrene	91		-		70-130	-		
1,1,2,2-Tetrachloroethane	106		-		70-130	-		
o-Xylene	95		-		70-130	-		
1,2,3-Trichloropropane	95		-		70-130	-		
Nonane (C9)	104		-		70-130	-		
Isopropylbenzene	88		-		70-130	-		
Bromobenzene	92		-		70-130	-		
o-Chlorotoluene	93		-		70-130	-		
n-Propylbenzene	88		-		70-130	-		
p-Chlorotoluene	88		-		70-130	-		
4-Ethyltoluene	94		-		70-130	-		
1,3,5-Trimethylbenzene	94		-		70-130	-		
tert-Butylbenzene	89		-		70-130	-		
1,2,4-Trimethylbenzene	99		-		70-130	-		
Decane (C10)	103		-		70-130	-		
Benzyl chloride	105		-		70-130	-		
1,3-Dichlorobenzene	92		-		70-130	-		
1,4-Dichlorobenzene	93		-		70-130	-		

Lab Control Sample Analysis
Batch Quality Control

Project Name: 198 DOUGLASS ST
Project Number: Not Specified

Lab Number: L1736360
Report Date: 10/17/17

Parameter	LCS %Recovery	Qual	LCSD %Recovery	Qual	%Recovery Limits	RPD	Qual	RPD Limits
Volatile Organics in Air - Mansfield Lab Associated sample(s): 02-03 Batch: WG1051746-3								
sec-Butylbenzene	92		-		70-130	-		
p-Isopropyltoluene	84		-		70-130	-		
1,2-Dichlorobenzene	93		-		70-130	-		
n-Butylbenzene	100		-		70-130	-		
1,2-Dibromo-3-chloropropane	106		-		70-130	-		
Undecane	110		-		70-130	-		
Dodecane (C12)	120		-		70-130	-		
1,2,4-Trichlorobenzene	97		-		70-130	-		
Naphthalene	94		-		70-130	-		
1,2,3-Trichlorobenzene	88		-		70-130	-		
Hexachlorobutadiene	86		-		70-130	-		

Lab Control Sample Analysis
Batch Quality Control

Project Name: 198 DOUGLASS ST
Project Number: Not Specified

Lab Number: L1736360
Report Date: 10/17/17

Parameter	LCS %Recovery	Qual	LCSD %Recovery	Qual	%Recovery Limits	RPD	Qual	RPD Limits
Volatile Organics in Air by SIM - Mansfield Lab Associated sample(s): 01 Batch: WG1052837-3								
Propylene	100		-		70-130	-		25
Dichlorodifluoromethane	96		-		70-130	-		25
Chloromethane	96		-		70-130	-		25
1,2-Dichloro-1,1,2,2-tetrafluoroethane	99		-		70-130	-		25
Vinyl chloride	98		-		70-130	-		25
1,3-Butadiene	102		-		70-130	-		25
Bromomethane	99		-		70-130	-		25
Chloroethane	97		-		70-130	-		25
Ethyl Alcohol	83		-		70-130	-		25
Vinyl bromide	98		-		70-130	-		25
Acetone	99		-		70-130	-		25
Trichlorofluoromethane	101		-		70-130	-		25
iso-Propyl Alcohol	105		-		70-130	-		25
Acrylonitrile	94		-		70-130	-		25
1,1-Dichloroethene	98		-		70-130	-		25
tert-Butyl Alcohol[1]	86		-		70-130	-		25
Methylene chloride	97		-		70-130	-		25
3-Chloropropene	100		-		70-130	-		25
Carbon disulfide	91		-		70-130	-		25
1,1,2-Trichloro-1,2,2-Trifluoroethane	100		-		70-130	-		25
Halothane	112		-		70-130	-		25
trans-1,2-Dichloroethene	92		-		70-130	-		25
1,1-Dichloroethane	93		-		70-130	-		25

Lab Control Sample Analysis
Batch Quality Control

Project Name: 198 DOUGLASS ST
Project Number: Not Specified

Lab Number: L1736360
Report Date: 10/17/17

Parameter	LCS %Recovery	Qual	LCSD %Recovery	Qual	%Recovery Limits	RPD	Qual	RPD Limits
Volatile Organics in Air by SIM - Mansfield Lab Associated sample(s): 01 Batch: WG1052837-3								
Methyl tert butyl ether	94		-		70-130	-		25
Vinyl acetate	106		-		70-130	-		25
2-Butanone	93		-		70-130	-		25
cis-1,2-Dichloroethene	98		-		70-130	-		25
Ethyl Acetate	105		-		70-130	-		25
Chloroform	97		-		70-130	-		25
Tetrahydrofuran	89		-		70-130	-		25
1,2-Dichloroethane	93		-		70-130	-		25
n-Hexane	92		-		70-130	-		25
1,1,1-Trichloroethane	95		-		70-130	-		25
Benzene	94		-		70-130	-		25
Carbon tetrachloride	94		-		70-130	-		25
Cyclohexane	94		-		70-130	-		25
Dibromomethane[1]	81		-		70-130	-		25
1,2-Dichloropropane	95		-		70-130	-		25
Bromodichloromethane	93		-		70-130	-		25
1,4-Dioxane	100		-		70-130	-		25
Trichloroethene	95		-		70-130	-		25
2,2,4-Trimethylpentane	96		-		70-130	-		25
cis-1,3-Dichloropropene	102		-		70-130	-		25
4-Methyl-2-pentanone	102		-		70-130	-		25
trans-1,3-Dichloropropene	88		-		70-130	-		25
1,1,2-Trichloroethane	99		-		70-130	-		25

Lab Control Sample Analysis
Batch Quality Control

Project Name: 198 DOUGLASS ST
Project Number: Not Specified

Lab Number: L1736360
Report Date: 10/17/17

Parameter	LCS %Recovery	Qual	LCSD %Recovery	Qual	%Recovery Limits	RPD	Qual	RPD Limits
Volatile Organics in Air by SIM - Mansfield Lab Associated sample(s): 01 Batch: WG1052837-3								
Toluene	93		-		70-130	-		25
2-Hexanone	95		-		70-130	-		25
Dibromochloromethane	96		-		70-130	-		25
1,2-Dibromoethane	95		-		70-130	-		25
Tetrachloroethene	93		-		70-130	-		25
1,1,1,2-Tetrachloroethane	86		-		70-130	-		25
Chlorobenzene	94		-		70-130	-		25
Ethylbenzene	94		-		70-130	-		25
p/m-Xylene	95		-		70-130	-		25
Bromoform	95		-		70-130	-		25
Styrene	96		-		70-130	-		25
1,1,2,2-Tetrachloroethane	96		-		70-130	-		25
o-Xylene	96		-		70-130	-		25
1,2,3-Trichloropropane[1]	87		-		70-130	-		25
Isopropylbenzene	91		-		70-130	-		25
Bromobenzene[1]	87		-		70-130	-		25
4-Ethyltoluene	92		-		70-130	-		25
1,3,5-Trimethylbenzene	95		-		70-130	-		25
1,2,4-Trimethylbenzene	101		-		70-130	-		25
Benzyl chloride	90		-		70-130	-		25
1,3-Dichlorobenzene	99		-		70-130	-		25
1,4-Dichlorobenzene	98		-		70-130	-		25
sec-Butylbenzene	92		-		70-130	-		25

Lab Control Sample Analysis
Batch Quality Control

Project Name: 198 DOUGLASS ST
Project Number: Not Specified

Lab Number: L1736360
Report Date: 10/17/17

Parameter	LCS %Recovery	Qual	LCSD %Recovery	Qual	%Recovery Limits	RPD	Qual	RPD Limits
Volatile Organics in Air by SIM - Mansfield Lab Associated sample(s): 01 Batch: WG1052837-3								
p-Isopropyltoluene	87		-		70-130	-		25
1,2-Dichlorobenzene	98		-		70-130	-		25
n-Butylbenzene	97		-		70-130	-		25
1,2,4-Trichlorobenzene	109		-		70-130	-		25
Naphthalene	100		-		70-130	-		25
1,2,3-Trichlorobenzene	99		-		70-130	-		25
Hexachlorobutadiene	100		-		70-130	-		25

Lab Duplicate Analysis
Batch Quality Control

Project Name: 198 DOUGLASS ST
Project Number: Not Specified

Lab Number: L1736360
Report Date: 10/17/17

Parameter	Native Sample	Duplicate Sample	Units	RPD	Qual	RPD Limits
Volatile Organics in Air by SIM - Mansfield Lab Associated sample(s): 03 QC Batch ID: WG1051743-5 QC Sample: L1736360-03 Client ID: IA-1						
Vinyl chloride	ND	ND	ppbV	NC		25
1,1-Dichloroethene	ND	ND	ppbV	NC		25
cis-1,2-Dichloroethene	ND	ND	ppbV	NC		25
1,1,1-Trichloroethane	ND	ND	ppbV	NC		25
Carbon tetrachloride	0.076	0.074	ppbV	3		25
Trichloroethene	0.216	0.218	ppbV	1		25
Tetrachloroethene	0.152	0.155	ppbV	2		25

Lab Duplicate Analysis
Batch Quality Control

Project Name: 198 DOUGLASS ST
Project Number: Not Specified

Lab Number: L1736360
Report Date: 10/17/17

Parameter	Native Sample	Duplicate Sample	Units	RPD	Qual	RPD Limits
Volatile Organics in Air - Mansfield Lab Associated sample(s): 02-03 QC Batch ID: WG1051746-5 QC Sample: L1736360-03 Client ID: IA-1						
Dichlorodifluoromethane	0.361	0.411	ppbV	13		25
Chloromethane	0.396	0.493	ppbV	22		25
Freon-114	ND	ND	ppbV	NC		25
1,3-Butadiene	0.256	0.270	ppbV	5		25
Bromomethane	ND	ND	ppbV	NC		25
Chloroethane	ND	ND	ppbV	NC		25
Ethanol	152	150	ppbV	1		25
Vinyl bromide	ND	ND	ppbV	NC		25
Acetone	33.4	34.3	ppbV	3		25
Trichlorofluoromethane	0.229	0.244	ppbV	6		25
Isopropanol	2.78	2.87	ppbV	3		25
Tertiary butyl Alcohol	ND	ND	ppbV	NC		25
Methylene chloride	0.525	0.558	ppbV	6		25
3-Chloropropene	ND	ND	ppbV	NC		25
Carbon disulfide	ND	ND	ppbV	NC		25
Freon-113	ND	ND	ppbV	NC		25
trans-1,2-Dichloroethene	ND	ND	ppbV	NC		25
1,1-Dichloroethane	ND	ND	ppbV	NC		25
Methyl tert butyl ether	ND	ND	ppbV	NC		25
2-Butanone	12.5	12.5	ppbV	0		25
Ethyl Acetate	0.877	0.791	ppbV	10		25

Lab Duplicate Analysis
Batch Quality Control

Project Name: 198 DOUGLASS ST
Project Number: Not Specified

Lab Number: L1736360
Report Date: 10/17/17

Parameter	Native Sample	Duplicate Sample	Units	RPD	Qual	RPD Limits
Volatile Organics in Air - Mansfield Lab Associated sample(s): 02-03 QC Batch ID: WG1051746-5 QC Sample: L1736360-03 Client ID: IA-1						
Chloroform	ND	ND	ppbV	NC		25
Tetrahydrofuran	ND	ND	ppbV	NC		25
1,2-Dichloroethane	ND	ND	ppbV	NC		25
n-Hexane	4.47	4.51	ppbV	1		25
Benzene	2.85	2.90	ppbV	2		25
Cyclohexane	3.54	3.60	ppbV	2		25
1,2-Dichloropropane	ND	ND	ppbV	NC		25
Bromodichloromethane	ND	ND	ppbV	NC		25
1,4-Dioxane	ND	ND	ppbV	NC		25
2,2,4-Trimethylpentane	2.54	2.57	ppbV	1		25
Heptane	3.32	3.34	ppbV	1		25
cis-1,3-Dichloropropene	ND	ND	ppbV	NC		25
4-Methyl-2-pentanone	ND	ND	ppbV	NC		25
trans-1,3-Dichloropropene	ND	ND	ppbV	NC		25
1,1,2-Trichloroethane	ND	ND	ppbV	NC		25
Toluene	10.4	10.7	ppbV	3		25
2-Hexanone	ND	0.200	ppbV	NC		25
Dibromochloromethane	ND	ND	ppbV	NC		25
1,2-Dibromoethane	ND	ND	ppbV	NC		25
Chlorobenzene	ND	ND	ppbV	NC		25
Ethylbenzene	1.96	2.05	ppbV	4		25

Lab Duplicate Analysis
Batch Quality Control

Project Name: 198 DOUGLASS ST
Project Number: Not Specified

Lab Number: L1736360
Report Date: 10/17/17

Parameter	Native Sample	Duplicate Sample	Units	RPD	Qual	RPD Limits
Volatile Organics in Air - Mansfield Lab Associated sample(s): 02-03 QC Batch ID: WG1051746-5 QC Sample: L1736360-03 Client ID: IA-1						
p/m-Xylene	7.48	7.82	ppbV	4		25
Bromoform	ND	ND	ppbV	NC		25
Styrene	2.12	2.15	ppbV	1		25
1,1,2,2-Tetrachloroethane	ND	ND	ppbV	NC		25
o-Xylene	2.86	2.91	ppbV	2		25
4-Ethyltoluene	1.29	1.32	ppbV	2		25
1,3,5-Trimethylbenzene	2.00	2.03	ppbV	1		25
1,2,4-Trimethylbenzene	6.95	7.04	ppbV	1		25
Benzyl chloride	ND	ND	ppbV	NC		25
1,3-Dichlorobenzene	ND	ND	ppbV	NC		25
1,4-Dichlorobenzene	ND	ND	ppbV	NC		25
1,2-Dichlorobenzene	ND	ND	ppbV	NC		25
1,2,4-Trichlorobenzene	ND	ND	ppbV	NC		25
Hexachlorobutadiene	ND	ND	ppbV	NC		25

Lab Duplicate Analysis
Batch Quality Control

Project Name: 198 DOUGLASS ST
Project Number: Not Specified

Lab Number: L1736360
Report Date: 10/17/17

Parameter	Native Sample	Duplicate Sample	Units	RPD	Qual	RPD Limits
Volatile Organics in Air by SIM - Mansfield Lab Associated sample(s): 01 QC Batch ID: WG1052837-5 QC Sample: L1700010-77 Client ID: DUP Sample						
Vinyl chloride	ND	ND	ppbV	NC		25
Bromomethane	ND	ND	ppbV	NC		25
Acetone	8.53	7.08	ppbV	19		25
1,1-Dichloroethene	ND	ND	ppbV	NC		25
Methylene chloride	ND	ND	ppbV	NC		25
trans-1,2-Dichloroethene	ND	ND	ppbV	NC		25
1,1-Dichloroethane	ND	ND	ppbV	NC		25
Methyl tert butyl ether	ND	ND	ppbV	NC		25
2-Butanone	ND	ND	ppbV	NC		25
cis-1,2-Dichloroethene	ND	ND	ppbV	NC		25
Chloroform	0.083	0.077	ppbV	8		25
1,2-Dichloroethane	ND	ND	ppbV	NC		25
1,1,1-Trichloroethane	ND	ND	ppbV	NC		25
Benzene	0.105	ND	ppbV	NC		25
Carbon tetrachloride	0.070	0.067	ppbV	4		25
1,2-Dichloropropane	ND	ND	ppbV	NC		25
Bromodichloromethane	ND	ND	ppbV	NC		25
1,4-Dioxane	ND	ND	ppbV	NC		25
Trichloroethene	ND	ND	ppbV	NC		25
cis-1,3-Dichloropropene	ND	ND	ppbV	NC		25
4-Methyl-2-pentanone	ND	ND	ppbV	NC		25

Lab Duplicate Analysis
Batch Quality Control

Project Name: 198 DOUGLASS ST
Project Number: Not Specified

Lab Number: L1736360
Report Date: 10/17/17

Parameter	Native Sample	Duplicate Sample	Units	RPD	Qual	RPD Limits
Volatile Organics in Air by SIM - Mansfield Lab Associated sample(s): 01 QC Batch ID: WG1052837-5 QC Sample: L1700010-77 Client ID: DUP Sample						
trans-1,3-Dichloropropene	ND	ND	ppbV	NC		25
1,1,2-Trichloroethane	ND	ND	ppbV	NC		25
Toluene	1.28	1.24	ppbV	3		25
Dibromochloromethane	ND	ND	ppbV	NC		25
1,2-Dibromoethane	ND	ND	ppbV	NC		25
Tetrachloroethene	0.027	0.027	ppbV	0		25
Chlorobenzene	ND	ND	ppbV	NC		25
Ethylbenzene	0.066	0.065	ppbV	2		25
p/m-Xylene	0.270	0.265	ppbV	2		25
Bromoform	ND	ND	ppbV	NC		25
Styrene	0.134	0.130	ppbV	3		25
1,1,2,2-Tetrachloroethane	ND	ND	ppbV	NC		25
o-Xylene	0.131	0.126	ppbV	4		25
1,3-Dichlorobenzene	ND	ND	ppbV	NC		25
1,4-Dichlorobenzene	ND	ND	ppbV	NC		25
1,2-Dichlorobenzene	ND	ND	ppbV	NC		25
1,2,4-Trichlorobenzene	ND	ND	ppbV	NC		25
Naphthalene	ND	ND	ppbV	NC		25
Hexachlorobutadiene	ND	ND	ppbV	NC		25

Project Name: 198 DOUGLASS ST

Lab Number: L1736360

Project Number:

Report Date: 10/17/17

Canister and Flow Controller Information

Samplenum	Client ID	Media ID	Media Type	Date Prepared	Bottle Order	Cleaning Batch ID	Can Leak Check	Initial Pressure (in. Hg)	Pressure on Receipt (in. Hg)	Flow Controler Leak Chk	Flow Out mL/min	Flow In mL/min	% RPD
L1736360-01	SS-1	0954	Flow 4	10/05/17	250869		-	-	-	Pass	17.3	8.6	67
L1736360-01	SS-1	527	2.7L Can	10/05/17	250869	L1735344-01	Pass	-30.0	-27.1	-	-	-	-
L1736360-02	SS-2	0767	Flow 4	10/05/17	250869		-	-	-	Pass	18.0	22.1	20
L1736360-02	SS-2	1733	2.7L Can	10/05/17	250869	L1735097-01	Pass	-30.0	-5.0	-	-	-	-
L1736360-03	IA-1	0641	Flow 3	10/05/17	250869		-	-	-	Pass	18.0	17.7	2
L1736360-03	IA-1	1718	2.7L Can	10/05/17	250869	L1735344-01	Pass	-30.0	-5.9	-	-	-	-

Project Name: BATCH CANISTER CERTIFICATION **Lab Number:** L1735097

Project Number: CANISTER QC BAT **Report Date:** 10/17/17

Air Canister Certification Results

Lab ID:	L1735097-01	Date Collected:	09/28/17 14:15
Client ID:	CAN 183 SHELF 3	Date Received:	09/29/17
Sample Location:		Field Prep:	Not Specified
Matrix:	Air		
Anaytical Method:	48,TO-15		
Analytical Date:	09/29/17 23:31		
Analyst:	RY		

	ppbV			ug/m3				
Parameter	**Results**	**RL**	**MDL**	**Results**	**RL**	**MDL**	**Qualifier**	**Dilution Factor**
Volatile Organics in Air - Mansfield Lab								
Chlorodifluoromethane	ND	0.200	--	ND	0.707	--		1
Propylene	ND	0.500	--	ND	0.861	--		1
Propane	ND	0.500	--	ND	0.902	--		1
Dichlorodifluoromethane	ND	0.200	--	ND	0.989	--		1
Chloromethane	ND	0.200	--	ND	0.413	--		1
Freon-114	ND	0.200	--	ND	1.40	--		1
Methanol	ND	5.00	--	ND	6.55	--		1
Vinyl chloride	ND	0.200	--	ND	0.511	--		1
1,3-Butadiene	ND	0.200	--	ND	0.442	--		1
Butane	ND	0.200	--	ND	0.475	--		1
Bromomethane	ND	0.200	--	ND	0.777	--		1
Chloroethane	ND	0.200	--	ND	0.528	--		1
Ethanol	ND	5.00	--	ND	9.42	--		1
Dichlorofluoromethane	ND	0.200	--	ND	0.842	--		1
Vinyl bromide	ND	0.200	--	ND	0.874	--		1
Acrolein	ND	0.500	--	ND	1.15	--		1
Acetone	ND	1.00	--	ND	2.38	--		1
Acetonitrile	ND	0.200	--	ND	0.336	--		1
Trichlorofluoromethane	ND	0.200	--	ND	1.12	--		1
Isopropanol	ND	0.500	--	ND	1.23	--		1
Acrylonitrile	ND	0.500	--	ND	1.09	--		1
Pentane	ND	0.200	--	ND	0.590	--		1
Ethyl ether	ND	0.200	--	ND	0.606	--		1
1,1-Dichloroethene	ND	0.200	--	ND	0.793	--		1
Tertiary butyl Alcohol	ND	0.500	--	ND	1.52	--		1

Project Name: BATCH CANISTER CERTIFICATION **Lab Number:** L1735097

Project Number: CANISTER QC BAT **Report Date:** 10/17/17

Air Canister Certification Results

Lab ID: L1735097-01 Date Collected: 09/28/17 14:15

Client ID: CAN 183 SHELF 3 Date Received: 09/29/17

Sample Location: Field Prep: Not Specified

Parameter	ppbV Results	ppbV RL	ppbV MDL	ug/m3 Results	ug/m3 RL	ug/m3 MDL	Qualifier	Dilution Factor
Volatile Organics in Air - Mansfield Lab								
Methylene chloride	ND	0.500	--	ND	1.74	--		1
3-Chloropropene	ND	0.200	--	ND	0.626	--		1
Carbon disulfide	ND	0.200	--	ND	0.623	--		1
Freon-113	ND	0.200	--	ND	1.53	--		1
trans-1,2-Dichloroethene	ND	0.200	--	ND	0.793	--		1
1,1-Dichloroethane	ND	0.200	--	ND	0.809	--		1
Methyl tert butyl ether	ND	0.200	--	ND	0.721	--		1
Vinyl acetate	ND	1.00	--	ND	3.52	--		1
2-Butanone	ND	0.500	--	ND	1.47	--		1
cis-1,2-Dichloroethene	ND	0.200	--	ND	0.793	--		1
Ethyl Acetate	ND	0.500	--	ND	1.80	--		1
Chloroform	ND	0.200	--	ND	0.977	--		1
Tetrahydrofuran	ND	0.500	--	ND	1.47	--		1
2,2-Dichloropropane	ND	0.200	--	ND	0.924	--		1
1,2-Dichloroethane	ND	0.200	--	ND	0.809	--		1
n-Hexane	ND	0.200	--	ND	0.705	--		1
Diisopropyl ether	ND	0.200	--	ND	0.836	--		1
tert-Butyl Ethyl Ether	ND	0.200	--	ND	0.836	--		1
1,1,1-Trichloroethane	ND	0.200	--	ND	1.09	--		1
1,1-Dichloropropene	ND	0.200	--	ND	0.908	--		1
Benzene	ND	0.200	--	ND	0.639	--		1
Carbon tetrachloride	ND	0.200	--	ND	1.26	--		1
Cyclohexane	ND	0.200	--	ND	0.688	--		1
tert-Amyl Methyl Ether	ND	0.200	--	ND	0.836	--		1
Dibromomethane	ND	0.200	--	ND	1.42	--		1
1,2-Dichloropropane	ND	0.200	--	ND	0.924	--		1
Bromodichloromethane	ND	0.200	--	ND	1.34	--		1
1,4-Dioxane	ND	0.200	--	ND	0.721	--		1

Project Name: BATCH CANISTER CERTIFICATION **Lab Number:** L1735097

Project Number: CANISTER QC BAT **Report Date:** 10/17/17

Air Canister Certification Results

Lab ID: L1735097-01 Date Collected: 09/28/17 14:15

Client ID: CAN 183 SHELF 3 Date Received: 09/29/17

Sample Location: Field Prep: Not Specified

	ppbV			ug/m3				
Parameter	**Results**	**RL**	**MDL**	**Results**	**RL**	**MDL**	**Qualifier**	**Dilution Factor**
Volatile Organics in Air - Mansfield Lab								
Trichloroethene	ND	0.200	--	ND	1.07	--		1
2,2,4-Trimethylpentane	ND	0.200	--	ND	0.934	--		1
Methyl Methacrylate	ND	0.500	--	ND	2.05	--		1
Heptane	ND	0.200	--	ND	0.820	--		1
cis-1,3-Dichloropropene	ND	0.200	--	ND	0.908	--		1
4-Methyl-2-pentanone	ND	0.500	--	ND	2.05	--		1
trans-1,3-Dichloropropene	ND	0.200	--	ND	0.908	--		1
1,1,2-Trichloroethane	ND	0.200	--	ND	1.09	--		1
Toluene	ND	0.200	--	ND	0.754	--		1
1,3-Dichloropropane	ND	0.200	--	ND	0.924	--		1
2-Hexanone	ND	0.200	--	ND	0.820	--		1
Dibromochloromethane	ND	0.200	--	ND	1.70	--		1
1,2-Dibromoethane	ND	0.200	--	ND	1.54	--		1
Butyl acetate	ND	0.500	--	ND	2.38	--		1
Octane	ND	0.200	--	ND	0.934	--		1
Tetrachloroethene	ND	0.200	--	ND	1.36	--		1
1,1,1,2-Tetrachloroethane	ND	0.200	--	ND	1.37	--		1
Chlorobenzene	ND	0.200	--	ND	0.921	--		1
Ethylbenzene	ND	0.200	--	ND	0.869	--		1
p/m-Xylene	ND	0.400	--	ND	1.74	--		1
Bromoform	ND	0.200	--	ND	2.07	--		1
Styrene	ND	0.200	--	ND	0.852	--		1
1,1,2,2-Tetrachloroethane	ND	0.200	--	ND	1.37	--		1
o-Xylene	ND	0.200	--	ND	0.869	--		1
1,2,3-Trichloropropane	ND	0.200	--	ND	1.21	--		1
Nonane	ND	0.200	--	ND	1.05	--		1
Isopropylbenzene	ND	0.200	--	ND	0.983	--		1
Bromobenzene	ND	0.200	--	ND	0.793	--		1

Project Name: BATCH CANISTER CERTIFICATION
Project Number: CANISTER QC BAT
Lab Number: L1735097
Report Date: 10/17/17

Air Canister Certification Results

Lab ID: L1735097-01
Client ID: CAN 183 SHELF 3
Sample Location:
Date Collected: 09/28/17 14:15
Date Received: 09/29/17
Field Prep: Not Specified

Parameter	ppbV Results	ppbV RL	ppbV MDL	ug/m3 Results	ug/m3 RL	ug/m3 MDL	Qualifier	Dilution Factor
Volatile Organics in Air - Mansfield Lab								
2-Chlorotoluene	ND	0.200	--	ND	1.04	--		1
n-Propylbenzene	ND	0.200	--	ND	0.983	--		1
4-Chlorotoluene	ND	0.200	--	ND	1.04	--		1
4-Ethyltoluene	ND	0.200	--	ND	0.983	--		1
1,3,5-Trimethylbenzene	ND	0.200	--	ND	0.983	--		1
tert-Butylbenzene	ND	0.200	--	ND	1.10	--		1
1,2,4-Trimethylbenzene	ND	0.200	--	ND	0.983	--		1
Decane	ND	0.200	--	ND	1.16	--		1
Benzyl chloride	ND	0.200	--	ND	1.04	--		1
1,3-Dichlorobenzene	ND	0.200	--	ND	1.20	--		1
1,4-Dichlorobenzene	ND	0.200	--	ND	1.20	--		1
sec-Butylbenzene	ND	0.200	--	ND	1.10	--		1
p-Isopropyltoluene	ND	0.200	--	ND	1.10	--		1
1,2-Dichlorobenzene	ND	0.200	--	ND	1.20	--		1
n-Butylbenzene	ND	0.200	--	ND	1.10	--		1
1,2-Dibromo-3-chloropropane	ND	0.200	--	ND	1.93	--		1
Undecane	ND	0.200	--	ND	1.28	--		1
Dodecane	ND	0.200	--	ND	1.39	--		1
1,2,4-Trichlorobenzene	ND	0.200	--	ND	1.48	--		1
Naphthalene	ND	0.200	--	ND	1.05	--		1
1,2,3-Trichlorobenzene	ND	0.200	--	ND	1.48	--		1
Hexachlorobutadiene	ND	0.200	--	ND	2.13	--		1

	Results	Qualifier	Units	RDL	Dilution Factor
Tentatively Identified Compounds					
No Tentatively Identified Compounds					

Project Name: BATCH CANISTER CERTIFICATION **Lab Number:** L1735097

Project Number: CANISTER QC BAT **Report Date:** 10/17/17

Air Canister Certification Results

Lab ID: L1735097-01 Date Collected: 09/28/17 14:15

Client ID: CAN 183 SHELF 3 Date Received: 09/29/17

Sample Location: Field Prep: Not Specified

Parameter	ppbV Results	ppbV RL	ppbV MDL	ug/m3 Results	ug/m3 RL	ug/m3 MDL	Qualifier	Dilution Factor
Volatile Organics in Air - Mansfield Lab								

Internal Standard	% Recovery	Qualifier	Acceptance Criteria
1,4-Difluorobenzene	90		60-140
Bromochloromethane	91		60-140
chlorobenzene-d5	92		60-140

Project Name: BATCH CANISTER CERTIFICATION **Lab Number:** L1735097

Project Number: CANISTER QC BAT **Report Date:** 10/17/17

Air Canister Certification Results

Lab ID:	L1735097-01	Date Collected:	09/28/17 14:15
Client ID:	CAN 183 SHELF 3	Date Received:	09/29/17
Sample Location:		Field Prep:	Not Specified
Matrix:	Air		
Anaytical Method:	48,TO-15-SIM		
Analytical Date:	09/29/17 23:31		
Analyst:	RY		

	ppbV			ug/m3				
Parameter	**Results**	**RL**	**MDL**	**Results**	**RL**	**MDL**	**Qualifier**	**Dilution Factor**
Volatile Organics in Air by SIM - Mansfield Lab								
Dichlorodifluoromethane	ND	0.200	--	ND	0.989	--		1
Chloromethane	ND	0.200	--	ND	0.413	--		1
Freon-114	ND	0.050	--	ND	0.349	--		1
Vinyl chloride	ND	0.020	--	ND	0.051	--		1
1,3-Butadiene	ND	0.020	--	ND	0.044	--		1
Bromomethane	ND	0.020	--	ND	0.078	--		1
Chloroethane	ND	0.100	--	ND	0.264	--		1
Acetone	ND	1.00	--	ND	2.38	--		1
Trichlorofluoromethane	ND	0.050	--	ND	0.281	--		1
Acrylonitrile	ND	0.500	--	ND	1.09	--		1
1,1-Dichloroethene	ND	0.020	--	ND	0.079	--		1
Methylene chloride	ND	0.500	--	ND	1.74	--		1
Freon-113	ND	0.050	--	ND	0.383	--		1
Halothane	ND	0.050	--	ND	0.404	--		1
trans-1,2-Dichloroethene	ND	0.020	--	ND	0.079	--		1
1,1-Dichloroethane	ND	0.020	--	ND	0.081	--		1
Methyl tert butyl ether	ND	0.200	--	ND	0.721	--		1
2-Butanone	ND	0.500	--	ND	1.47	--		1
cis-1,2-Dichloroethene	ND	0.020	--	ND	0.079	--		1
Chloroform	ND	0.020	--	ND	0.098	--		1
1,2-Dichloroethane	ND	0.020	--	ND	0.081	--		1
1,1,1-Trichloroethane	ND	0.020	--	ND	0.109	--		1
Benzene	ND	0.100	--	ND	0.319	--		1
Carbon tetrachloride	ND	0.020	--	ND	0.126	--		1
1,2-Dichloropropane	ND	0.020	--	ND	0.092	--		1

Project Name: BATCH CANISTER CERTIFICATION **Lab Number:** L1735097

Project Number: CANISTER QC BAT **Report Date:** 10/17/17

Air Canister Certification Results

Lab ID: L1735097-01 Date Collected: 09/28/17 14:15

Client ID: CAN 183 SHELF 3 Date Received: 09/29/17

Sample Location: Field Prep: Not Specified

Parameter	ppbV Results	ppbV RL	ppbV MDL	ug/m3 Results	ug/m3 RL	ug/m3 MDL	Qualifier	Dilution Factor
Volatile Organics in Air by SIM - Mansfield Lab								
Bromodichloromethane	ND	0.020	--	ND	0.134	--		1
1,4-Dioxane	ND	0.100	--	ND	0.360	--		1
Trichloroethene	ND	0.020	--	ND	0.107	--		1
cis-1,3-Dichloropropene	ND	0.020	--	ND	0.091	--		1
4-Methyl-2-pentanone	ND	0.500	--	ND	2.05	--		1
trans-1,3-Dichloropropene	ND	0.020	--	ND	0.091	--		1
1,1,2-Trichloroethane	ND	0.020	--	ND	0.109	--		1
Toluene	ND	0.050	--	ND	0.188	--		1
Dibromochloromethane	ND	0.020	--	ND	0.170	--		1
1,2-Dibromoethane	ND	0.020	--	ND	0.154	--		1
Tetrachloroethene	ND	0.020	--	ND	0.136	--		1
1,1,1,2-Tetrachloroethane	ND	0.020	--	ND	0.137	--		1
Chlorobenzene	ND	0.100	--	ND	0.461	--		1
Ethylbenzene	ND	0.020	--	ND	0.087	--		1
p/m-Xylene	ND	0.040	--	ND	0.174	--		1
Bromoform	ND	0.020	--	ND	0.207	--		1
Styrene	ND	0.020	--	ND	0.085	--		1
1,1,2,2-Tetrachloroethane	ND	0.020	--	ND	0.137	--		1
o-Xylene	ND	0.020	--	ND	0.087	--		1
Isopropylbenzene	ND	0.200	--	ND	0.983	--		1
4-Ethyltoluene	ND	0.020	--	ND	0.098	--		1
1,3,5-Trimethybenzene	ND	0.020	--	ND	0.098	--		1
1,2,4-Trimethylbenzene	ND	0.020	--	ND	0.098	--		1
Benzyl chloride	ND	0.200	--	ND	1.04	--		1
1,3-Dichlorobenzene	ND	0.020	--	ND	0.120	--		1
1,4-Dichlorobenzene	ND	0.020	--	ND	0.120	--		1
sec-Butylbenzene	ND	0.200	--	ND	1.10	--		1
p-Isopropyltoluene	ND	0.200	--	ND	1.10	--		1

Project Name: BATCH CANISTER CERTIFICATION **Lab Number:** L1735097

Project Number: CANISTER QC BAT **Report Date:** 10/17/17

Air Canister Certification Results

Lab ID: L1735097-01 Date Collected: 09/28/17 14:15

Client ID: CAN 183 SHELF 3 Date Received: 09/29/17

Sample Location: Field Prep: Not Specified

Parameter	ppbV Results	ppbV RL	ppbV MDL	ug/m3 Results	ug/m3 RL	ug/m3 MDL	Qualifier	Dilution Factor
Volatile Organics in Air by SIM - Mansfield Lab								
1,2-Dichlorobenzene	ND	0.020	--	ND	0.120	--		1
n-Butylbenzene	ND	0.200	--	ND	1.10	--		1
1,2,4-Trichlorobenzene	ND	0.050	--	ND	0.371	--		1
Naphthalene	ND	0.050	--	ND	0.262	--		1
1,2,3-Trichlorobenzene	ND	0.050	--	ND	0.371	--		1
Hexachlorobutadiene	ND	0.050	--	ND	0.533	--		1

Internal Standard	% Recovery	Qualifier	Acceptance Criteria
1,4-difluorobenzene	92		60-140
bromochloromethane	94		60-140
chlorobenzene-d5	95		60-140

Project Name: BATCH CANISTER CERTIFICATION **Lab Number:** L1735344

Project Number: CANISTER QC BAT **Report Date:** 10/17/17

Air Canister Certification Results

Lab ID:	L1735344-01	Date Collected:	10/02/17 16:00
Client ID:	CAN 446 SHELF 7	Date Received:	10/03/17
Sample Location:		Field Prep:	Not Specified
Matrix:	Air		
Anaytical Method:	48,TO-15		
Analytical Date:	10/03/17 15:13		
Analyst:	RY		

	ppbV			ug/m3				
Parameter	**Results**	**RL**	**MDL**	**Results**	**RL**	**MDL**	**Qualifier**	**Dilution Factor**
Volatile Organics in Air - Mansfield Lab								
Chlorodifluoromethane	ND	0.200	--	ND	0.707	--		1
Propylene	ND	0.500	--	ND	0.861	--		1
Propane	ND	0.500	--	ND	0.902	--		1
Dichlorodifluoromethane	ND	0.200	--	ND	0.989	--		1
Chloromethane	ND	0.200	--	ND	0.413	--		1
Freon-114	ND	0.200	--	ND	1.40	--		1
Methanol	ND	5.00	--	ND	6.55	--		1
Vinyl chloride	ND	0.200	--	ND	0.511	--		1
1,3-Butadiene	ND	0.200	--	ND	0.442	--		1
Butane	ND	0.200	--	ND	0.475	--		1
Bromomethane	ND	0.200	--	ND	0.777	--		1
Chloroethane	ND	0.200	--	ND	0.528	--		1
Ethanol	ND	5.00	--	ND	9.42	--		1
Dichlorofluoromethane	ND	0.200	--	ND	0.842	--		1
Vinyl bromide	ND	0.200	--	ND	0.874	--		1
Acrolein	ND	0.500	--	ND	1.15	--		1
Acetone	ND	1.00	--	ND	2.38	--		1
Acetonitrile	ND	0.200	--	ND	0.336	--		1
Trichlorofluoromethane	ND	0.200	--	ND	1.12	--		1
Isopropanol	ND	0.500	--	ND	1.23	--		1
Acrylonitrile	ND	0.500	--	ND	1.09	--		1
Pentane	ND	0.200	--	ND	0.590	--		1
Ethyl ether	ND	0.200	--	ND	0.606	--		1
1,1-Dichloroethene	ND	0.200	--	ND	0.793	--		1
Tertiary butyl Alcohol	ND	0.500	--	ND	1.52	--		1

Project Name: BATCH CANISTER CERTIFICATION **Lab Number:** L1735344

Project Number: CANISTER QC BAT **Report Date:** 10/17/17

Air Canister Certification Results

Lab ID: L1735344-01 Date Collected: 10/02/17 16:00

Client ID: CAN 446 SHELF 7 Date Received: 10/03/17

Sample Location: Field Prep: Not Specified

	ppbV			ug/m3				
Parameter	**Results**	**RL**	**MDL**	**Results**	**RL**	**MDL**	**Qualifier**	**Dilution Factor**
Volatile Organics in Air - Mansfield Lab								
Methylene chloride	ND	0.500	--	ND	1.74	--		1
3-Chloropropene	ND	0.200	--	ND	0.626	--		1
Carbon disulfide	ND	0.200	--	ND	0.623	--		1
Freon-113	ND	0.200	--	ND	1.53	--		1
trans-1,2-Dichloroethene	ND	0.200	--	ND	0.793	--		1
1,1-Dichloroethane	ND	0.200	--	ND	0.809	--		1
Methyl tert butyl ether	ND	0.200	--	ND	0.721	--		1
Vinyl acetate	ND	1.00	--	ND	3.52	--		1
2-Butanone	ND	0.500	--	ND	1.47	--		1
cis-1,2-Dichloroethene	ND	0.200	--	ND	0.793	--		1
Ethyl Acetate	ND	0.500	--	ND	1.80	--		1
Chloroform	ND	0.200	--	ND	0.977	--		1
Tetrahydrofuran	ND	0.500	--	ND	1.47	--		1
2,2-Dichloropropane	ND	0.200	--	ND	0.924	--		1
1,2-Dichloroethane	ND	0.200	--	ND	0.809	--		1
n-Hexane	ND	0.200	--	ND	0.705	--		1
Diisopropyl ether	ND	0.200	--	ND	0.836	--		1
tert-Butyl Ethyl Ether	ND	0.200	--	ND	0.836	--		1
1,1,1-Trichloroethane	ND	0.200	--	ND	1.09	--		1
1,1-Dichloropropene	ND	0.200	--	ND	0.908	--		1
Benzene	ND	0.200	--	ND	0.639	--		1
Carbon tetrachloride	ND	0.200	--	ND	1.26	--		1
Cyclohexane	ND	0.200	--	ND	0.688	--		1
tert-Amyl Methyl Ether	ND	0.200	--	ND	0.836	--		1
Dibromomethane	ND	0.200	--	ND	1.42	--		1
1,2-Dichloropropane	ND	0.200	--	ND	0.924	--		1
Bromodichloromethane	ND	0.200	--	ND	1.34	--		1
1,4-Dioxane	ND	0.200	--	ND	0.721	--		1

Project Name: BATCH CANISTER CERTIFICATION **Lab Number:** L1735344

Project Number: CANISTER QC BAT **Report Date:** 10/17/17

Air Canister Certification Results

Lab ID: L1735344-01 Date Collected: 10/02/17 16:00

Client ID: CAN 446 SHELF 7 Date Received: 10/03/17

Sample Location: Field Prep: Not Specified

	ppbV			ug/m3				
Parameter	**Results**	**RL**	**MDL**	**Results**	**RL**	**MDL**	**Qualifier**	**Dilution Factor**
Volatile Organics in Air - Mansfield Lab								
Trichloroethene	ND	0.200	--	ND	1.07	--		1
2,2,4-Trimethylpentane	ND	0.200	--	ND	0.934	--		1
Methyl Methacrylate	ND	0.500	--	ND	2.05	--		1
Heptane	ND	0.200	--	ND	0.820	--		1
cis-1,3-Dichloropropene	ND	0.200	--	ND	0.908	--		1
4-Methyl-2-pentanone	ND	0.500	--	ND	2.05	--		1
trans-1,3-Dichloropropene	ND	0.200	--	ND	0.908	--		1
1,1,2-Trichloroethane	ND	0.200	--	ND	1.09	--		1
Toluene	ND	0.200	--	ND	0.754	--		1
1,3-Dichloropropane	ND	0.200	--	ND	0.924	--		1
2-Hexanone	ND	0.200	--	ND	0.820	--		1
Dibromochloromethane	ND	0.200	--	ND	1.70	--		1
1,2-Dibromoethane	ND	0.200	--	ND	1.54	--		1
Butyl acetate	ND	0.500	--	ND	2.38	--		1
Octane	ND	0.200	--	ND	0.934	--		1
Tetrachloroethene	ND	0.200	--	ND	1.36	--		1
1,1,1,2-Tetrachloroethane	ND	0.200	--	ND	1.37	--		1
Chlorobenzene	ND	0.200	--	ND	0.921	--		1
Ethylbenzene	ND	0.200	--	ND	0.869	--		1
p/m-Xylene	ND	0.400	--	ND	1.74	--		1
Bromoform	ND	0.200	--	ND	2.07	--		1
Styrene	ND	0.200	--	ND	0.852	--		1
1,1,2,2-Tetrachloroethane	ND	0.200	--	ND	1.37	--		1
o-Xylene	ND	0.200	--	ND	0.869	--		1
1,2,3-Trichloropropane	ND	0.200	--	ND	1.21	--		1
Nonane	ND	0.200	--	ND	1.05	--		1
Isopropylbenzene	ND	0.200	--	ND	0.983	--		1
Bromobenzene	ND	0.200	--	ND	0.793	--		1

Project Name: BATCH CANISTER CERTIFICATION **Lab Number:** L1735344

Project Number: CANISTER QC BAT **Report Date:** 10/17/17

Air Canister Certification Results

Lab ID: L1735344-01 Date Collected: 10/02/17 16:00

Client ID: CAN 446 SHELF 7 Date Received: 10/03/17

Sample Location: Field Prep: Not Specified

	ppbV			ug/m3				
Parameter	**Results**	**RL**	**MDL**	**Results**	**RL**	**MDL**	**Qualifier**	**Dilution Factor**
Volatile Organics in Air - Mansfield Lab								
2-Chlorotoluene	ND	0.200	--	ND	1.04	--		1
n-Propylbenzene	ND	0.200	--	ND	0.983	--		1
4-Chlorotoluene	ND	0.200	--	ND	1.04	--		1
4-Ethyltoluene	ND	0.200	--	ND	0.983	--		1
1,3,5-Trimethylbenzene	ND	0.200	--	ND	0.983	--		1
tert-Butylbenzene	ND	0.200	--	ND	1.10	--		1
1,2,4-Trimethylbenzene	ND	0.200	--	ND	0.983	--		1
Decane	ND	0.200	--	ND	1.16	--		1
Benzyl chloride	ND	0.200	--	ND	1.04	--		1
1,3-Dichlorobenzene	ND	0.200	--	ND	1.20	--		1
1,4-Dichlorobenzene	ND	0.200	--	ND	1.20	--		1
sec-Butylbenzene	ND	0.200	--	ND	1.10	--		1
p-Isopropyltoluene	ND	0.200	--	ND	1.10	--		1
1,2-Dichlorobenzene	ND	0.200	--	ND	1.20	--		1
n-Butylbenzene	ND	0.200	--	ND	1.10	--		1
1,2-Dibromo-3-chloropropane	ND	0.200	--	ND	1.93	--		1
Undecane	ND	0.200	--	ND	1.28	--		1
Dodecane	ND	0.200	--	ND	1.39	--		1
1,2,4-Trichlorobenzene	ND	0.200	--	ND	1.48	--		1
Naphthalene	ND	0.200	--	ND	1.05	--		1
1,2,3-Trichlorobenzene	ND	0.200	--	ND	1.48	--		1
Hexachlorobutadiene	ND	0.200	--	ND	2.13	--		1

	Results	**Qualifier**	**Units**	**RDL**	**Dilution Factor**
Tentatively Identified Compounds					
No Tentatively Identified Compounds					

Project Name: BATCH CANISTER CERTIFICATION **Lab Number:** L1735344

Project Number: CANISTER QC BAT **Report Date:** 10/17/17

Air Canister Certification Results

Lab ID: L1735344-01 Date Collected: 10/02/17 16:00

Client ID: CAN 446 SHELF 7 Date Received: 10/03/17

Sample Location: Field Prep: Not Specified

Parameter	ppbV Results	ppbV RL	ppbV MDL	ug/m3 Results	ug/m3 RL	ug/m3 MDL	Qualifier	Dilution Factor
Volatile Organics in Air - Mansfield Lab								

Internal Standard	% Recovery	Qualifier	Acceptance Criteria
1,4-Difluorobenzene	92		60-140
Bromochloromethane	95		60-140
chlorobenzene-d5	93		60-140

Project Name: BATCH CANISTER CERTIFICATION
Project Number: CANISTER QC BAT

Lab Number: L1735344
Report Date: 10/17/17

Air Canister Certification Results

Lab ID:	L1735344-01	Date Collected:	10/02/17 16:00
Client ID:	CAN 446 SHELF 7	Date Received:	10/03/17
Sample Location:		Field Prep:	Not Specified
Matrix:	Air		
Anaytical Method:	48,TO-15-SIM		
Analytical Date:	10/03/17 15:13		
Analyst:	RY		

	ppbV			ug/m3				
Parameter	**Results**	**RL**	**MDL**	**Results**	**RL**	**MDL**	**Qualifier**	**Dilution Factor**
Volatile Organics in Air by SIM - Mansfield Lab								
Dichlorodifluoromethane	ND	0.200	--	ND	0.989	--		1
Chloromethane	ND	0.200	--	ND	0.413	--		1
Freon-114	ND	0.050	--	ND	0.349	--		1
Vinyl chloride	ND	0.020	--	ND	0.051	--		1
1,3-Butadiene	ND	0.020	--	ND	0.044	--		1
Bromomethane	ND	0.020	--	ND	0.078	--		1
Chloroethane	ND	0.100	--	ND	0.264	--		1
Acetone	ND	1.00	--	ND	2.38	--		1
Trichlorofluoromethane	ND	0.050	--	ND	0.281	--		1
Acrylonitrile	ND	0.500	--	ND	1.09	--		1
1,1-Dichloroethene	ND	0.020	--	ND	0.079	--		1
Methylene chloride	ND	0.500	--	ND	1.74	--		1
Freon-113	ND	0.050	--	ND	0.383	--		1
Halothane	ND	0.050	--	ND	0.404	--		1
trans-1,2-Dichloroethene	ND	0.020	--	ND	0.079	--		1
1,1-Dichloroethane	ND	0.020	--	ND	0.081	--		1
Methyl tert butyl ether	ND	0.200	--	ND	0.721	--		1
2-Butanone	ND	0.500	--	ND	1.47	--		1
cis-1,2-Dichloroethene	ND	0.020	--	ND	0.079	--		1
Chloroform	ND	0.020	--	ND	0.098	--		1
1,2-Dichloroethane	ND	0.020	--	ND	0.081	--		1
1,1,1-Trichloroethane	ND	0.020	--	ND	0.109	--		1
Benzene	ND	0.100	--	ND	0.319	--		1
Carbon tetrachloride	ND	0.020	--	ND	0.126	--		1
1,2-Dichloropropane	ND	0.020	--	ND	0.092	--		1

Project Name: BATCH CANISTER CERTIFICATION **Lab Number:** L1735344

Project Number: CANISTER QC BAT **Report Date:** 10/17/17

Air Canister Certification Results

Lab ID: L1735344-01 Date Collected: 10/02/17 16:00

Client ID: CAN 446 SHELF 7 Date Received: 10/03/17

Sample Location: Field Prep: Not Specified

	ppbV			ug/m3				
Parameter	**Results**	**RL**	**MDL**	**Results**	**RL**	**MDL**	**Qualifier**	**Dilution Factor**
Volatile Organics in Air by SIM - Mansfield Lab								
Bromodichloromethane	ND	0.020	--	ND	0.134	--		1
1,4-Dioxane	ND	0.100	--	ND	0.360	--		1
Trichloroethene	ND	0.020	--	ND	0.107	--		1
cis-1,3-Dichloropropene	ND	0.020	--	ND	0.091	--		1
4-Methyl-2-pentanone	ND	0.500	--	ND	2.05	--		1
trans-1,3-Dichloropropene	ND	0.020	--	ND	0.091	--		1
1,1,2-Trichloroethane	ND	0.020	--	ND	0.109	--		1
Toluene	ND	0.050	--	ND	0.188	--		1
Dibromochloromethane	ND	0.020	--	ND	0.170	--		1
1,2-Dibromoethane	ND	0.020	--	ND	0.154	--		1
Tetrachloroethene	ND	0.020	--	ND	0.136	--		1
1,1,1,2-Tetrachloroethane	ND	0.020	--	ND	0.137	--		1
Chlorobenzene	ND	0.100	--	ND	0.461	--		1
Ethylbenzene	ND	0.020	--	ND	0.087	--		1
p/m-Xylene	ND	0.040	--	ND	0.174	--		1
Bromoform	ND	0.020	--	ND	0.207	--		1
Styrene	ND	0.020	--	ND	0.085	--		1
1,1,2,2-Tetrachloroethane	ND	0.020	--	ND	0.137	--		1
o-Xylene	ND	0.020	--	ND	0.087	--		1
Isopropylbenzene	ND	0.200	--	ND	0.983	--		1
4-Ethyltoluene	ND	0.020	--	ND	0.098	--		1
1,3,5-Trimethybenzene	ND	0.020	--	ND	0.098	--		1
1,2,4-Trimethylbenzene	ND	0.020	--	ND	0.098	--		1
Benzyl chloride	ND	0.200	--	ND	1.04	--		1
1,3-Dichlorobenzene	ND	0.020	--	ND	0.120	--		1
1,4-Dichlorobenzene	ND	0.020	--	ND	0.120	--		1
sec-Butylbenzene	ND	0.200	--	ND	1.10	--		1
p-Isopropyltoluene	ND	0.200	--	ND	1.10	--		1

Project Name: BATCH CANISTER CERTIFICATION **Lab Number:** L1735344

Project Number: CANISTER QC BAT **Report Date:** 10/17/17

Air Canister Certification Results

Lab ID: L1735344-01 Date Collected: 10/02/17 16:00

Client ID: CAN 446 SHELF 7 Date Received: 10/03/17

Sample Location: Field Prep: Not Specified

	ppbV			ug/m3				
Parameter	**Results**	**RL**	**MDL**	**Results**	**RL**	**MDL**	**Qualifier**	**Dilution Factor**
Volatile Organics in Air by SIM - Mansfield Lab								
1,2-Dichlorobenzene	ND	0.020	--	ND	0.120	--		1
n-Butylbenzene	ND	0.200	--	ND	1.10	--		1
1,2,4-Trichlorobenzene	ND	0.050	--	ND	0.371	--		1
Naphthalene	ND	0.050	--	ND	0.262	--		1
1,2,3-Trichlorobenzene	ND	0.050	--	ND	0.371	--		1
Hexachlorobutadiene	ND	0.050	--	ND	0.533	--		1

Internal Standard	**% Recovery**	**Qualifier**	**Acceptance Criteria**
1,4-difluorobenzene	90		60-140
bromochloromethane	95		60-140
chlorobenzene-d5	92		60-140

Project Name: 198 DOUGLASS ST
Project Number: Not Specified

Lab Number: L1736360
Report Date: 10/17/17

Sample Receipt and Container Information

Were project specific reporting limits specified? YES

Cooler Information

Cooler	Custody Seal
N/A	Absent

Container Information

Container ID	Container Type	Cooler	Initial pH	Final pH	Temp deg C	Pres	Seal	Frozen Date/Time	Analysis(*)
L1736360-01A	Canister - 2.7 Liter	N/A	NA			Y	Absent		TO15-SIM(30)
L1736360-02A	Canister - 2.7 Liter	N/A	NA			Y	Absent		TO15-LL(30)
L1736360-03A	Canister - 2.7 Liter	N/A	NA			Y	Absent		TO15-LL(30),TO15-SIM(30)

*Values in parentheses indicate holding time in days

Project Name:	198 DOUGLASS ST	**Lab Number:**	L1736360
Project Number:	Not Specified	**Report Date:**	10/17/17

GLOSSARY

Acronyms

EDL	- Estimated Detection Limit: This value represents the level to which target analyte concentrations are reported as estimated values, when those target analyte concentrations are quantified below the reporting limit (RL). The EDL includes any adjustments from dilutions, concentrations or moisture content, where applicable. The use of EDLs is specific to the analysis of PAHs using Solid-Phase Microextraction (SPME).
EPA	- Environmental Protection Agency.
LCS	- Laboratory Control Sample: A sample matrix, free from the analytes of interest, spiked with verified known amounts of analytes or a material containing known and verified amounts of analytes.
LCSD	- Laboratory Control Sample Duplicate: Refer to LCS.
LFB	- Laboratory Fortified Blank: A sample matrix, free from the analytes of interest, spiked with verified known amounts of analytes or a material containing known and verified amounts of analytes.
MDL	- Method Detection Limit: This value represents the level to which target analyte concentrations are reported as estimated values, when those target analyte concentrations are quantified below the reporting limit (RL). The MDL includes any adjustments from dilutions, concentrations or moisture content, where applicable.
MS	- Matrix Spike Sample: A sample prepared by adding a known mass of target analyte to a specified amount of matrix sample for which an independent estimate of target analyte concentration is available.
MSD	- Matrix Spike Sample Duplicate: Refer to MS.
NA	- Not Applicable.
NC	- Not Calculated: Term is utilized when one or more of the results utilized in the calculation are non-detect at the parameter's reporting unit.
NDPA/DPA	- N-Nitrosodiphenylamine/Diphenylamine.
NI	- Not Ignitable.
NP	- Non-Plastic: Term is utilized for the analysis of Atterberg Limits in soil.
RL	- Reporting Limit: The value at which an instrument can accurately measure an analyte at a specific concentration. The RL includes any adjustments from dilutions, concentrations or moisture content, where applicable.
RPD	- Relative Percent Difference: The results from matrix and/or matrix spike duplicates are primarily designed to assess the precision of analytical results in a given matrix and are expressed as relative percent difference (RPD). Values which are less than five times the reporting limit for any individual parameter are evaluated by utilizing the absolute difference between the values; although the RPD value will be provided in the report.
SRM	- Standard Reference Material: A reference sample of a known or certified value that is of the same or similar matrix as the associated field samples.
STLP	- Semi-dynamic Tank Leaching Procedure per EPA Method 1315.
TIC	- Tentatively Identified Compound: A compound that has been identified to be present and is not part of the target compound list (TCL) for the method and/or program. All TICs are qualitatively identified and reported as estimated concentrations.

Footnotes

1	- The reference for this analyte should be considered modified since this analyte is absent from the target analyte list of the original method.

Terms

Analytical Method: Both the document from which the method originates and the analytical reference method. (Example: EPA 8260B is shown as 1,8260B.) The codes for the reference method documents are provided in the References section of the Addendum.

Final pH: As it pertains to Sample Receipt & Container Information section of the report, Final pH reflects pH of container determined after adjustment at the laboratory, if applicable. If no adjustment required, value reflects Initial pH.

Frozen Date/Time: With respect to Volatile Organics in soil, Frozen Date/Time reflects the date/time at which associated Reagent Water-preserved vials were initially frozen. Note: If frozen date/time is beyond 48 hours from sample collection, value will be reflected in 'bold'.

Initial pH: As it pertains to Sample Receipt & Container Information section of the report, Initial pH reflects pH of container determined upon receipt, if applicable.

Total: With respect to Organic analyses, a 'Total' result is defined as the summation of results for individual isomers or Aroclors. If a 'Total' result is requested, the results of its individual components will also be reported. This is applicable to 'Total' results for methods 8260, 8081 and 8082.

Data Qualifiers

A	- Spectra identified as "Aldol Condensation Product".
B	- The analyte was detected above the reporting limit in the associated method blank. Flag only applies to associated field samples that have detectable concentrations of the analyte at less than ten times (10x) the concentration found in the blank. For MCP-related

Project Name:	198 DOUGLASS ST	**Lab Number:**	L1736360
Project Number:	Not Specified	**Report Date:**	10/17/17

Data Qualifiers

projects, flag only applies to associated field samples that have detectable concentrations of the analyte at less than ten times (10x) the concentration found in the blank. For DOD-related projects, flag only applies to associated field samples that have detectable concentrations of the analyte at less than ten times (10x) the concentration found in the blank AND the analyte was detected above one-half the reporting limit (or above the reporting limit for common lab contaminants) in the associated method blank. For NJ-Air-related projects, flag only applies to associated field samples that have detectable concentrations of the analyte above the reporting limit. For NJ-related projects (excluding Air), flag only applies to associated field samples that have detectable concentrations of the analyte, which was detected above the reporting limit in the associated method blank or above five times the reporting limit for common lab contaminants (Phthalates, Acetone, Methylene Chloride, 2-Butanone).

C - Co-elution: The target analyte co-elutes with a known lab standard (i.e. surrogate, internal standards, etc.) for co-extracted analyses.

D - Concentration of analyte was quantified from diluted analysis. Flag only applies to field samples that have detectable concentrations of the analyte.

E - Concentration of analyte exceeds the range of the calibration curve and/or linear range of the instrument.

G - The concentration may be biased high due to matrix interferences (i.e, co-elution) with non-target compound(s). The result should be considered estimated.

H - The analysis of pH was performed beyond the regulatory-required holding time of 15 minutes from the time of sample collection.

I - The lower value for the two columns has been reported due to obvious interference.

M - Reporting Limit (RL) exceeds the MCP CAM Reporting Limit for this analyte.

NJ - Presumptive evidence of compound. This represents an estimated concentration for Tentatively Identified Compounds (TICs), where the identification is based on a mass spectral library search.

P - The RPD between the results for the two columns exceeds the method-specified criteria.

Q - The quality control sample exceeds the associated acceptance criteria. For DOD-related projects, LCS and/or Continuing Calibration Standard exceedences are also qualified on all associated sample results. Note: This flag is not applicable for matrix spike recoveries when the sample concentration is greater than 4x the spike added or for batch duplicate RPD when the sample concentrations are less than 5x the RL. (Metals only.)

R - Analytical results are from sample re-analysis.

RE - Analytical results are from sample re-extraction.

S - Analytical results are from modified screening analysis.

J - Estimated value. This represents an estimated concentration for Tentatively Identified Compounds (TICs).

ND - Not detected at the reporting limit (RL) for the sample.

Report Format: Data Usability Report

Project Name: 198 DOUGLASS ST
Project Number: Not Specified
Lab Number: L1736360
Report Date: 10/17/17

REFERENCES

48 Compendium of Methods for the Determination of Toxic Organic Compounds in Ambient Air. Second Edition. EPA/625/R-96/010b, January 1999.

LIMITATION OF LIABILITIES

Alpha Analytical performs services with reasonable care and diligence normal to the analytical testing laboratory industry. In the event of an error, the sole and exclusive responsibility of Alpha Analytical shall be to re-perform the work at it's own expense. In no event shall Alpha Analytical be held liable for any incidental, consequential or special damages, including but not limited to, damages in any way connected with the use of, interpretation of, information or analysis provided by Alpha Analytical.

We strongly urge our clients to comply with EPA protocol regarding sample volume, preservation, cooling, containers, sampling procedures, holding time and splitting of samples in the field.

Certification Information

The following analytes are not included in our Primary NELAP Scope of Accreditation:

Westborough Facility
EPA 624: m/p-xylene, o-xylene
EPA 8260C: NPW: 1,2,4,5-Tetramethylbenzene; 4-Ethyltoluene, Azobenzene; SCM: Iodomethane (methyl iodide), Methyl methacrylate, 1,2,4,5-Tetramethylbenzene; 4-Ethyltoluene.
EPA 8270D: NPW: Dimethylnaphthalene,1,4-Diphenylhydrazine; SCM: Dimethylnaphthalene,1,4-Diphenylhydrazine.
EPA 300: DW: Bromide
EPA 6860: NPW and SCM: Perchlorate
EPA 9010: NPW and SCM: Amenable Cyanide Distillation
EPA 9012B: NPW: Total Cyanide
EPA 9050A: NPW: Specific Conductance
SM3500: NPW: Ferrous Iron
SM4500: NPW: Amenable Cyanide, Dissolved Oxygen; SCM: Total Phosphorus, TKN, NO2, NO3.
SM5310C: DW: Dissolved Organic Carbon

Mansfield Facility
SM 2540D: TSS
EPA 3005A NPW
EPA 8082A: NPW: PCB: 1, 5, 31, 87,101, 110, 141, 151, 153, 180, 183, 187.
EPA TO-15: Halothane, 2,4,4-Trimethyl-2-pentene, 2,4,4-Trimethyl-1-pentene, Thiophene, 2-Methylthiophene, 3-Methylthiophene, 2-Ethylthiophene, 1,2,3-Trimethylbenzene, Indan, Indene, 1,2,4,5-Tetramethylbenzene, Benzothiophene, 1-Methylnaphthalene.
Biological Tissue Matrix: EPA 3050B

The following analytes are included in our Massachusetts DEP Scope of Accreditation

Westborough Facility:

Drinking Water
EPA 300.0: Nitrate-N, Fluoride, Sulfate; **EPA 353.2**: Nitrate-N, Nitrite-N; **SM4500NO3-F**: Nitrate-N, Nitrite-N; **SM4500F-C, SM4500CN-CE, EPA 180.1, SM2130B, SM4500Cl-D, SM2320B, SM2540C, SM4500H-B**
EPA 332: Perchlorate; **EPA 524.2:** THMs and VOCs; **EPA 504.1:** EDB, DBCP.
Microbiology: **SM9215B; SM9223-P/A, SM9223B-Colilert-QT,SM9222D**.

Non-Potable Water
SM4500H,B, EPA 120.1, SM2510B, SM2540C, SM2320B, SM4500CL-E, SM4500F-BC, SM4500NH3-BH, **EPA 350.1**: Ammonia-N, **LACHAT 10-107-06-1-B**: Ammonia-N, **SM4500NO3-F, EPA 353.2**: Nitrate-N**, EPA 351.1, SM4500P-E, SM4500P-B, E, SM4500SO4-E, SM5220D, EPA 410.4, SM5210B, SM5310C, SM4500CL-D, EPA 1664, EPA 420.1, SM4500-CN-CE, SM2540D.**
EPA 624: Volatile Halocarbons & Aromatics,
EPA 608: Chlordane, Toxaphene, Aldrin, alpha-BHC, beta-BHC, gamma-BHC, delta-BHC, Dieldrin, DDD, DDE, DDT, Endosulfan I, Endosulfan II, Endosulfan sulfate, Endrin, Endrin Aldehyde, Heptachlor, Heptachlor Epoxide, PCBs
EPA 625: SVOC (Acid/Base/Neutral Extractables), **EPA 600/4-81-045**: PCB-Oil.
Microbiology: **SM9223B-Colilert-QT; Enterolert-QT, SM9221E.**

Mansfield Facility:

Drinking Water
EPA 200.7: Ba, Be, Cd, Cr, Cu, Ni, Na, Ca. **EPA 200.8:** Sb, As, Ba, Be, Cd, Cr, Cu, Pb, Ni, Se, TL. **EPA 245.1** Hg.

Non-Potable Water
EPA 200.7: Al, Sb, As, Be, Cd, Ca, Cr, Co, Cu, Fe, Pb, Mg, Mn, Mo, Ni, K, Se, Ag, Na, Sr, TL, Ti, V, Zn.
EPA 200.8: Al, Sb, As, Be, Cd, Cr, Cu, Pb, Mn, Ni, Se, Ag, TL, Zn.
EPA 245.1 Hg.
SM2340B

For a complete listing of analytes and methods, please contact your Alpha Project Manager.

AIR ANALYSIS

PAGE 1 OF 1

ALPHA ANALYTICAL

CHAIN OF CUSTODY

320 Forbes Blvd, Mansfield, MA 02048
TEL: 508-822-9300 FAX: 508-822-3288

Date Rec'd in Lab: 10/10/17

ALPHA Job #: L1736360

Client Information

Client: Roux Associates, Inc
Address: 209 Shafter Street
Islandia NY 11749
Phone: 631-232-2600
Fax: 631-232-9898
Email: tsodre@roux-inc.com

☐ These samples have been previously analyzed by Alpha

Project Information

Project Name: 198 Douglass St
Project Location: 198 Douglass st Brooklyn
Project #:
Project Manager: Tally Sodre
ALPHA Quote #:

Turn-Around Time

☒ Standard ☐ RUSH (only confirmed if pre-approved!)

Date Due: Time:

Report Information - Data Deliverables

☐ FAX
☒ ADEx
Criteria Checker:
(Default based on Regulatory Criteria Indicated)
Other Formats:
☐ EMAIL (standard pdf report)
☐ Additional Deliverables:

Report to: (if different than Project Manager)

Billing Information

☒ Same as Client info PO #:

Regulatory Requirements/Report Limits

State/Fed	Program	Res / Comm

Other Project Specific Requirements/Comments:

Project-Specific Target Compound List: ☐

All Columns Below Must Be Filled Out

ANALYSIS

ALPHA Lab ID (Lab Use Only)	Sample ID	COLLECTION End Date	Start Time	End Time	Initial Vacuum	Final Vacuum	Sample Matrix*	Sampler's Initials	Can Size	I D Can	I D - Flow Controller	TO-15	TO-15 SIM	APH Subtract Non-petroleum HCs ☐	Fixed Gases	Sulfides & Mercaptans by TO-15			Sample Comments (i.e. PID)
360.01	SS-1	10/9	1244	1746	30.07	26.97	SV	BT	2.7	527	0954	X							Faulty regulator
02	SS-2	10/9	1235	1415	29.96	3.99	SV	BT	2.7	1733	0767	X							
03	IA-1	10/9	1240	1453	29.94	5.44	AA	BT	2.7	1718	1718	X							

*SAMPLE MATRIX CODES
AA = Ambient Air (Indoor/Outdoor)
SV = Soil Vapor/Landfill Gas/SVE
Other = Please Specify

Container Type

Please print clearly, legibly and completely. Samples can not be logged in and turnaround time clock will not start until any ambiguities are resolved. All samples submitted are subject to Alpha's Terms and Conditions. See reverse side.

Relinquished By:	Date/Time	Received By:	Date/Time:
	10-9-17 1500		10/9/17 1812
	10 9 17 1950		
10/10 0200			10/10/17 0200
10/10/17 0420		10/10/17 0420	

PLATES

1. Summary of Exceedances in Soil
2. Summary of Exceedances in Groundwater
3. Summary of Detections in Soil Vapor

SB-1	10/09/2017
Depth (ft bls)	**7.5 - 9**
VOCs	NE
SVOCs	
Benzo(A)Anthracene	**15000**
Benzo(A)Pyrene	**12000**
Benzo(B)Fluoranthene	**14000**
Benzo(K)Fluoranthene	**5600**
Chrysene	**13000**
Dibenz(A,H)Anthracene	**1900**
Indeno(1,2,3-C,D)Pyrene	**7200**
Metals	
Mercury	**2.9**
PCBs	NE

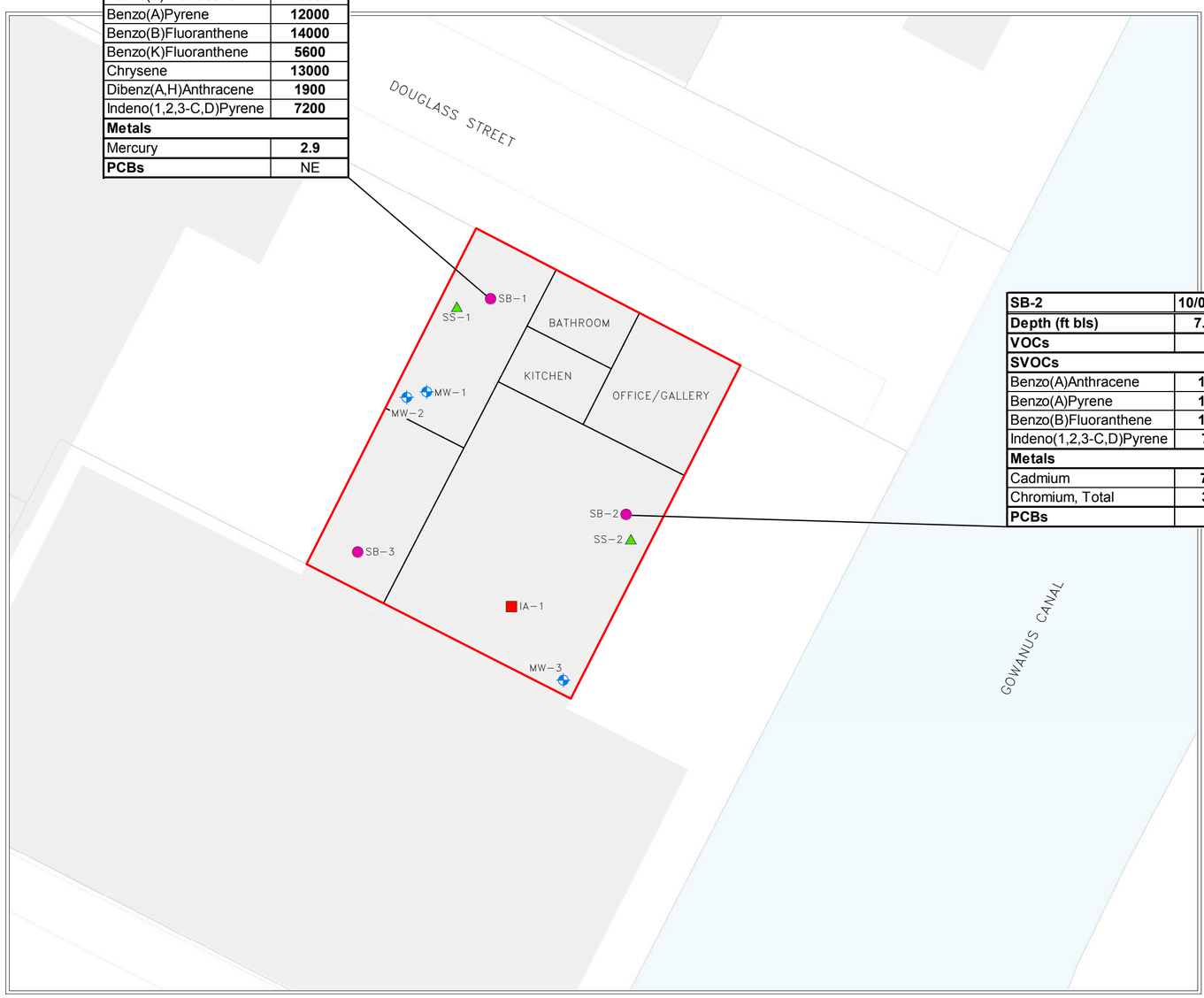

SB-2	10/09/2017
Depth (ft bls)	**7.5 - 9**
VOCs	NE
SVOCs	
Benzo(A)Anthracene	**1300**
Benzo(A)Pyrene	**1200**
Benzo(B)Fluoranthene	**1500**
Indeno(1,2,3-C,D)Pyrene	**700**
Metals	
Cadmium	**7.29**
Chromium, Total	**388**
PCBs	NE

LEGEND

- LOCATION OF MONITORING WELL
- LOCATION OF SOIL BORING
- LOCATION OF INDOOR AIR SAMPLE
- LOCATION OF SUB-SLAB VAPOR POINT
- SITE BOUNDARY

STANDARD KEY

Parameter	NYSDEC RRSCO
VOCs (µg/kg)	NE
SVOCs (µg/kg)	
Benzo(A)Anthracene	**1000**
Benzo(A)Pyrene	**1000**
Benzo(B)Fluoranthene	**1000**
Benzo(K)Fluoranthene	**3900**
Chrysene	**3900**
Dibenz(A,H)Anthracene	**330**
Indeno(1,2,3-C,D)Pyrene	**500**
Metals (mg/kg)	
Cadmium	**4.3**
Chromium, Total	**180**
Mercury	**0.81**
PCBs (µg/kg)	NE

NOTES

µg/kg – MICROGRAMS PER KILOGRAM
mg/kg – MILLIGRAMS PER KILOGRAM
NYSDEC – NEW YORK STATE DEPARTMENT OF ENVIRONMENTAL CONSERVATION
RRSCO – NYSDEC PART 375 RESTRICTED RESIDENTIAL SOIL CLEANUP OBJECTIVES
VOC – VOLATILE ORGANIC COMPOUND
SVOC – SEMIVOLATILE ORGANIC COMPOUND
PCBs – POLYCHLORINATED BIPHENYLS
NE – NO EXCEEDANCE
ft bls – FEET BELOW LAND SURFACE

1. SAMPLE LOCATIONS ARE APPROXIMATE
2. INTERIOR LAYOUT NOT TO SCALE
3. BOLD INDICATES AN EXCEEDANCE OF NYSDEC RRSCO

25 0 25 50 Feet

Title:

SUMMARY OF EXCEEDANCES IN SOIL

PHASE II ENVIRONMENTAL SITE ASSESSMENT
198 DOUGLASS STREET, BROOKLYN, NY
BLOCK 417, LOT 14

Prepared For:

MIDWOOD INVESTMENT AND DEVELOPMENT

ROUX ASSOCIATES, INC.
Environmental Consulting & Management

Compiled by: B.T.	Date: 26OCT17	PLATE
Prepared by: M.S.R.	Scale: AS SHOWN	1
Project Mgr: T.S.	Project: 0715.0028Y000	
File: 0715.0028Y103.3.mxd		

V:\GIS\Projects\0715\0028Y\103\0715.0028Y103.3.mxd

MW-1	10/09/2017	
VOCs	NE	
SVOCs		
Benzo(A)Anthracene	**0.02 J**	
Benzo(A)Pyrene	**0.05 J**	
Benzo(B)Fluoranthene	**0.02 J**	
Metals	**Total**	**Dissolved**
Iron	**4400**	NE
Manganese	**565.6**	**500.6**
Sodium	**143000**	**149000**
PCBs	NE	

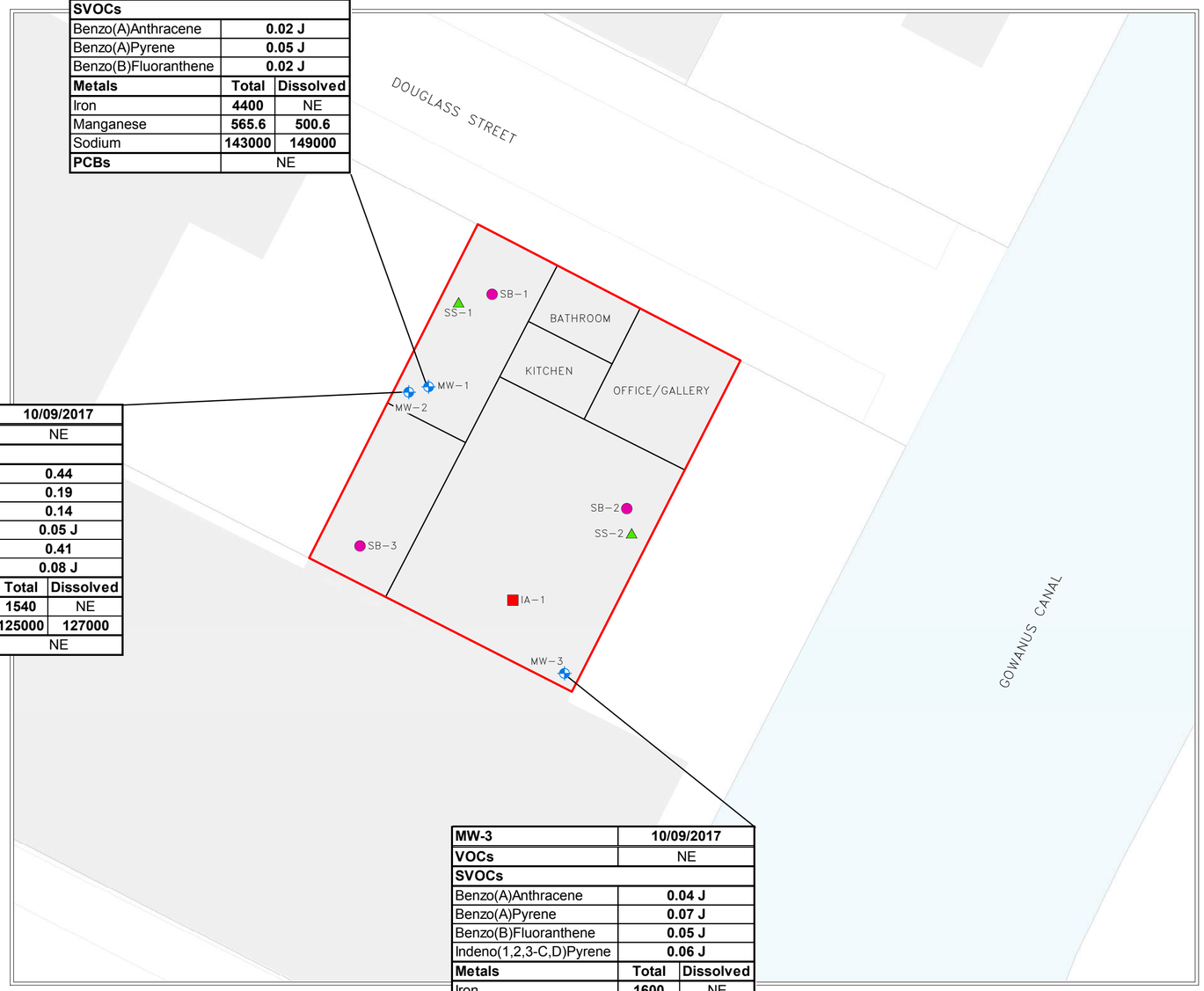

MW-2	10/09/2017	
VOCs	NE	
SVOCs		
Benzo(A)Anthracene	**0.44**	
Benzo(A)Pyrene	**0.19**	
Benzo(B)Fluoranthene	**0.14**	
Benzo(K)Fluoranthene	**0.05 J**	
Chrysene	**0.41**	
Indeno(1,2,3-C,D)Pyrene	**0.08 J**	
Metals	**Total**	**Dissolved**
Iron	**1540**	NE
Sodium	**125000**	**127000**
PCBs	NE	

MW-3	10/09/2017	
VOCs	NE	
SVOCs		
Benzo(A)Anthracene	**0.04 J**	
Benzo(A)Pyrene	**0.07 J**	
Benzo(B)Fluoranthene	**0.05 J**	
Indeno(1,2,3-C,D)Pyrene	**0.06 J**	
Metals	**Total**	**Dissolved**
Iron	**1600**	NE
Magnesium	**143000**	**184000**
Manganese	**778.4**	**691.1**
Sodium	**1560000**	**1610000**
PCBs	NE	

N

LEGEND

- LOCATION OF MONITORING WELL
- LOCATION OF SOIL BORING
- LOCATION OF INDOOR AIR SAMPLE
- LOCATION OF SUB-SLAB VAPOR POINT
- SITE BOUNDARY

STANDARD KEY

Parameter	NYSDEC AWQS	NYSDEC AWQGV
VOCs (µg/L)	**NE**	**NE**
SVOCs (µg/L)		
Benzo(A)Anthracene	--	**0.002**
Benzo(A)Pyrene	**0**	--
Benzo(B)Fluoranthene	--	**0.002**
Benzo(K)Fluoranthene	--	**0.002**
Chrysene	--	**0.002**
Indeno(1,2,3-C,D)Pyrene	--	**0.002**
Metals (µg/L)		
Iron	**300**	--
Magnesium	--	**35000**
Manganese	**300**	--
Sodium	**20000**	--
PCBs	NE	NE

NOTES

µg/kg – MICROGRAMS PER LITER
NYSDEC – NEW YORK STATE DEPARTMENT OF ENVIRONMENTAL CONSERVATION
AWQS – AMBIENT WATER-QUALITY STANDARDS
AWQGV – AMBIENT WATER-QUALITY GUIDANCE VALUES
AWQSGVS – AMBIENT WATER-QUALITY STANDARDS AND GUIDANCE VALUES
-- – NO NYSDEC AWQSGV AVAILABLE
VOC – VOLATILE ORGANIC COMPOUND
SVOC – SEMIVOLATILE ORGANIC COMPOUND
PCB – POLYCHLORINATED BIPHENYL
NE – NO EXCEEDANCES
J – ESTIMATED VALUE

1. SAMPLE LOCATIONS ARE APPROXIMATE
2. INTERIOR LAYOUT NOT TO SCALE
3. BOLD INDICATES AN EXCEEDANCE OF NYSDEC AQGSGV
4. CONCENTRATIONS IN µG/L

25 0 25 50 Feet

Title:

SUMMARY OF EXCEEDANCES IN GROUNDWATER

PHASE II ENVIRONMENTAL SITE ASSESSMENT
198 DOUGLASS STREET, BROOKLYN, NY
BLOCK 417, LOT 14

Prepared For:

MIDWOOD INVESTMENT AND DEVELOPMENT

ROUX
ROUX ASSOCIATES, INC.
Environmental Consulting & Management

Compiled by: B.T.	Date: 26OCT17	PLATE
Prepared by: M.S.R.	Scale: AS SHOWN	2
Project Mgr: T.S.	Project: 0715.0028Y000	
File: 0715.0028Y103.4.mxd		

V:\GIS\Projects\0715\0028Y\103\0715.0028Y103.4.mxd

SS-1	10/09/2017
Tetrachloroethylene (PCE)	**1.42**
Vinyl Chloride	**2.22**
1,2,4-Trimethylbenzene	**5.11**
1,3,5-Trimethylbenzene (Mesitylene)	**1.76**
1,3-Butadiene	**1.25**
1,4-Dichlorobenzene	**3.72**
4-Ethyltoluene	**1.62**
Acetone	**413**
Benzene	**3.19**
Cyclohexane	**5.47**
Ethanol	**162**
Ethylbenzene	**4**
Isopropanol	**41**
m,p-Xylene	**15.1**
Methyl Ethyl Ketone (2-Butanone)	**19.1**
N-Heptane	**7.87**
N-Hexane	**23**
O-Xylene (1,2-Dimethylbenzene)	**5.56**
Styrene	**2.04**
Tert-Butyl Alcohol	**21.2**
Toluene	**28.3**
Trichlorofluoromethane	**3.18**

SS-2	10/09/2017
Trichloroethylene (TCE)	**159**
Tetrachloroethylene (PCE)	**5.36**
1,1,1-Trichloroethane	**3.29**
1,2,4-Trimethylbenzene	**7.18**
1,3,5-Trimethylbenzene (Mesitylene)	**3.09**
1,3-Butadiene	**0.978**
1,4-Dichlorobenzene	**19.4**
2,2,4-Trimethylpentane	**1.59**
2-Hexanone	**1.01**
4-Ethyltoluene	**1.14**
Acetone	**176**
Benzene	**2.7**
Carbon Disulfide	**0.937**
Chloroform	**2.4**
Cyclohexane	**1.9**
Dichlorodifluoromethane	**2.09**
Ethanol	**38.8**
Ethylbenzene	**4.78**
Isopropanol	**4.42**
m,p-Xylene	**9.9**
Methyl Ethyl Ketone (2-Butanone)	**18.4**
N-Heptane	**2.57**
N-Hexane	**4.3**
O-Xylene (1,2-Dimethylbenzene)	**4.86**
Styrene	**1.13**
Tert-Butyl Alcohol	**2.56**
Toluene	**11.5**
Trichlorofluoromethane	**2.82**

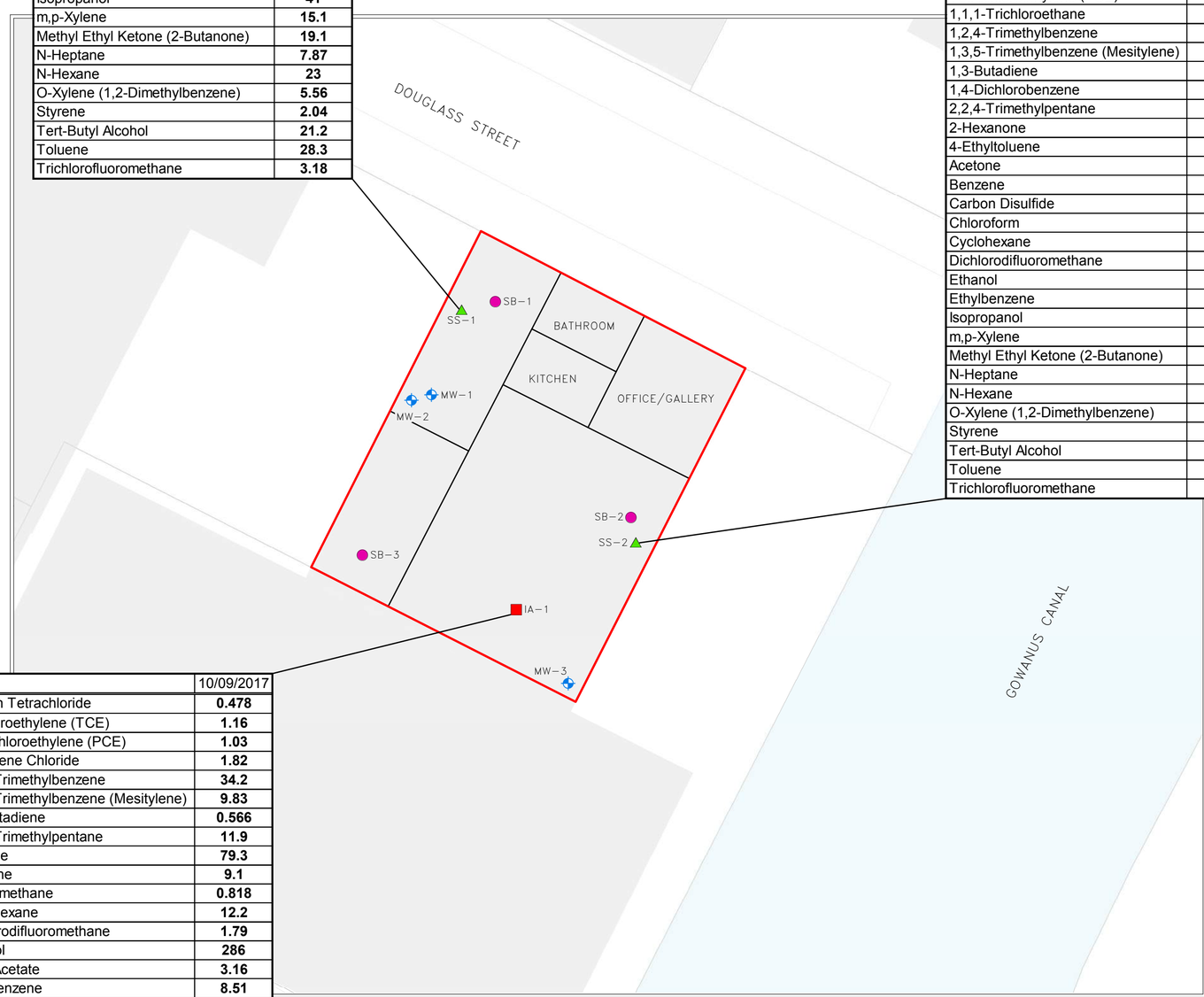

IA-1	10/09/2017
Carbon Tetrachloride	**0.478**
Trichloroethylene (TCE)	**1.16**
Tetrachloroethylene (PCE)	**1.03**
Methylene Chloride	**1.82**
1,2,4-Trimethylbenzene	**34.2**
1,3,5-Trimethylbenzene (Mesitylene)	**9.83**
1,3-Butadiene	**0.566**
2,2,4-Trimethylpentane	**11.9**
Acetone	**79.3**
Benzene	**9.1**
Chloromethane	**0.818**
Cyclohexane	**12.2**
Dichlorodifluoromethane	**1.79**
Ethanol	**286**
Ethyl Acetate	**3.16**
Ethylbenzene	**8.51**
Isopropanol	**6.83**
m,p-Xylene	**32.5**
Methyl Ethyl Ketone (2-Butanone)	**36.9**
N-Heptane	**13.6**
N-Hexane	**15.8**
O-Xylene (1,2-Dimethylbenzene)	**12.4**
Styrene	**9.03**
Toluene	**39.2**
Trichlorofluoromethane	**1.29**

N

LEGEND

- LOCATION OF MONITORING WELL
- LOCATION OF SOIL BORING
- LOCATION OF INDOOR AIR SAMPLE
- LOCATION OF SUB-SLAB VAPOR POINT
- SITE BOUNDARY

STANDARD KEY

NYSDOH CEH BEEI Soil Vapor Intrusion Guidance of May 2017			
Matrix A: Carbon tetrachloride, trichloroethene, cis-1,2-Dichloroethene, 1,1-Dichloroethene			
Sub-Slab Vapor Concentration	**Indoor Air Concentration**		
	< 0.2	0.2 to <1	1+
<6	No Action	No Action	Resample or Mitigate
6 to < 60	No Action	Monitor	Mitigate
60	Mitigate	Mitigate	Mitigate
Matrix B: Tetrachloroethene, 1,1,1-Trichloroethane, Methylene Chloride			
Sub-Slab Vapor Concentration	**Indoor Air Concentration**		
	<3	3 to <10	10+
<100	No Action	No Action	Resample or Mitigate
100 to <1000	No Action	Monitor	Mitigate
1000	Mitigate	Mitigate	Mitigate
Matrix C: Vinyl chloride			
Sub-Slab Vapor Concentration	**Indoor Air Concentration**		
	< 0.2	0.2+	
<6	No Action	Resample or Mitigate	
6 to < 60	Monitor	Mitigate	
60	Mitigate	Mitigate	

NOTES

$\mu g/m^3$ – MICROGRAMS PER CUBIC METER
NYSDOH – NEW YORK STATE DEPARTMENT OF HEALTH
CEH – CENTER FOR ENVIRONMENTAL HEALTH
BEEI – BUREAU OF ENVIRONMENTAL EXPOSURE INVESTIGATION
VOC – VOLATILE ORGANIC COMPOUND

1. SAMPLE LOCATIONS ARE APPROXIMATE
2. INTERIOR LAYOUT NOT TO SCALE
3. BOLD DATA INDICATES THAT PARAMETER WAS DETECTED
   SHADED DATA INDICATES THAT PARAMETER WAS DETECTED ABOVE LEVELS TO BE MONITORED IN ACCORDANCE WITH THE FINAL NYSDOH CEH BEEI SOIL VAPOR INTRUSION
4. GUIDANCE OF MAY 2017
5. CONCENTRATIONS IN µG/M3

25 0 25 50 Feet

Title:

SUMMARY OF DETECTIONS IN SOIL VAPOR AND INDOOR AIR

PHASE II ENVIRONMENTAL SITE ASSESSMENT
198 DOUGLASS STREET, BROOKLYN, NY
BLOCK 417, LOT 14

Prepared For:

MIDWOOD INVESTMENT AND DEVELOPMENT

ROUX
ROUX ASSOCIATES, INC.
Environmental Consulting & Management

Compiled by: B.T.	Date: 26OCT17	PLATE
Prepared by: M.S.R.	Scale: AS SHOWN	3
Project Mgr: T.S.	Project: 0715.0028Y000	
File: 0715.0028Y103.5.mxd		

V:\GIS\Projects\0715\0028Y\103\0715.0028Y103.5.mxd