South Brooklyn Marine Terminal Final Remedial Investigation Report (RIR)

Portions of Lots 1, 130, 136, 137, and 155, Block 662
269 37th Street
Brooklyn, New York 11232

DEC Site No. C224360
Revision 0
November 2, 2023

Prepared for:

SBMT Asset LLC &
Empire Offshore Wind LLC
600 Washington Blvd, Suite 800
Stamford, CT 06901

Prepared by:

Tetra Tech, Inc.
6 Century Drive,
Suite 300
Parsippany, NJ07054

P +1-973-639-8000
tetratech.com

TABLE OF CONTENTS

Certification
Executive Summary ES-1
1.0 Introduction 1-1
1.1 Overview of Report Organization 1-1
1.2 Remedial Investigation Program Objectives 1-1
1.3 Site Description and History 1-1
1.3.1 Site Description 1-1
1.3.2 Site Operational History 1-2
1.3.3 Previous Site Investigations 1-3
2.0 Field Investigation Program 2-1
2.1 Areas of Concern 2-1
2.2 Organization and Overview of RI Field Program Activities 2-1
2.3 Field Methods/Procedures 2-5
2.3.1 Installation of Soil Borings 2-5
2.3.2 Installation of Monitoring Wells 2-6
2.3.3 Low-Flow Groundwater Sampling 2-6
2.3.4 Soil Vapor Samples 2-7
2.3.5 Surveying 2-7
2.3.6 Tidal Study 2-8
2.3.7 Deviations from RI Work Plan 2-8
3.0 Site Geology and Hydrogeology 3-1
3.1 Geology 3-1
3.2 Hydrogeology 3-1
4.0 Nature and Extent 4-1
4.1 Surface Soil Samples 4-1
4.1.1 AOC-1 4-1
4.1.2 AOC-5 4-2
4.2 Subsurface Soil Samples 4-2
4.2.1 AOC-1 4-2
4.2.2 AOC-2 4-3
4.2.3 AOC-3 4-3
4.2.4 AOC-4 4-4
4.2.5 AOC-6 4-5
4.2.6 AOC-7 4-6
4.2.7 AOC-8 4-6
4.3 Groundwater Samples 4-7
4.3.1 AOC-1 4-7
4.3.2 AOC-2 4-7
4.3.3 AOC-3 4-7
4.3.4 AOC-4 4-7
4.3.5 AOC-5 4-7
4.3.6 AOC-6 4-7
4.3.7 AOC-7 4-8
4.3.8 AOC-8 4-8
4.4 Soil Vapor Samples 4-8

5.0 Conceptual Site Model 5-1
5.1 Potential Sources of Contamination 5-1
5.2 Hydrogeologic Setting 5-1
5.3 Summary of Impacts in Soil 5-1
5.4 Fate and Transport of SVOCs and Metals 5-2
5.5 Summary of SVOC and Metals Distribution in Groundwater 5-2
6.0 Exposure Assessment 6-1
6.1 Qualitative Human Health Exposure Assessment 6-1
6.1.1 Summary of Site Description 6-1
6.1.2 Description of Contaminant Sources and Fate and Transport Mechanisms 6-3
6.1.3 Conceptual Site Exposure Pathway Model 6-5
6.1.4 Exposure Profiles for the On-Site Target Receptors 6-7
6.1.5 Further Evaluation of the Soil Vapor Analytical Results Relative to the Potential Future Indoor Air Exposure 6-9
6.1.6 Summary 6-10
6.2 Fish and Wildlife Impact Analysis 6-11
6.2.1 Purpose and Objectives 6-11
6.2.2 Site Description and Habitat Characterization 6-11
6.2.3 Description of Fish and Wildlife Resources 6-14
6.2.4 Contaminant Specific Impact Assessment 6-18
6.2.5 Criteria- Specific Analysis 6-20
6.2.6 Summary and Conclusions 6-20
6.2.7 Conclusion of the FWIA Analysis 6-21
7.0 Summary and Conclusions 7-1
7.1 Surface Soil 7-1
7.2 Subsurface Soil 7-1
7.3 Groundwater 7-2
7.4 Soil Vapor 7-3
7.5 Qualitative Human Health Exposure Assessment 7-3
7.6 Fish and Wildlife Impact Analysis 7-4
7.7 Recommendations 7-4
8.0 References 8-1

LIST OF TABLES

Table 1-1 Site UST Status
Table 2-1 Sampling Summary by Area of Concern
Table 2-2 Sampling Rationale by Area of Concern
Table 2-3 Monitoring Well Location Rationale
Table 2-4 Soil Vapor Sample Location Rationale
Table 2-5 Sample Summary
Table 3-1 Depth to Water and Groundwater Elevations, February 8, 2023
Table 4-1 Analytical Results - Volatile Organic Compounds in Surface Soil
Table 4-2 Analytical Results - PFAS Compounds in Surface Soil
Table 4-3 Analytical Results - Semi-Volatile Organic Compounds in Surface Soil
Table 4-4 Analytical Results - Pesticides in Surface Soil

LIST OF TABLES (cont'd)

Table 4-5 Analytical Results - PCBs in Surface Soil
Table 4-6 Analytical Results - Metals/General Chemistry in Surface Soil
Table 4-7 Analytical Results - Detected Volatile Organic Compounds in Subsurface Soil
Table 4-8 Analytical Results - PFAS Compounds in Subsurface Soil
Table 4-9 Analytical Results - Semi-Volatile Organic Compounds in Subsurface Soil
Table 4-10 Analytical Results - Pesticides in Subsurface Soil
Table 4-11 Analytical Results - PCBs in Subsurface Soil
Table 4-12 Analytical Results - Metals/General Chemistry in Subsurface Soil
Table 4-13 Analytical Results - Volatile Organic Compounds in Groundwater
Table 4-14 Analytical Results - PFAS Compounds in Groundwater
Table 4-15 Analytical Results - Semi-Volatile Organic Compounds in Groundwater
Table 4-16 Analytical Results - Pesticides in Groundwater
Table 4-17 Analytical Results - PCBs in Groundwater
Table 4-18 Analytical Results - Metals/General Chemistry in Groundwater
Table 4-19 Analytical Results -Volatile Organic Compounds in Soil Vapor
Table 6-1 Comparison of 2021 ESA Soil Vapor Sampling Results to the 2023 RI Soil Vapor Sampling Results
Table 6-2 Screening Level Comparison of the 2023 RI Soil Vapor Sampling Results to USEPA Commercial Sub-Slab and Near-Source Soil Gas Concentration Relative to Potential Future Vapor Intrusion
Table 6-3 NYSDOH Soil Vapor Intrusion Decision Matrices
Table 6-4 Fish and Wildlife Impact Analysis Surface Soil Screening Analytical Results – Detected Volatile Organic Compounds – Surface Soil

LIST OF FIGURES

Figure 1-1 Site Location Map
Figure 1-2 Site Location Map with Areas of Concern
Figure 1-3 Phase II ESA Sample Locations/Exceedances
Figure 2-1 Soil Boring, Monitoring Well, Soil Vapor, Surface Soil, and Test Pit Sample Locations
Figure 3-1 Groundwater Elevation Contour Map – February 8, 2023
Figure 4-1A Soil Sample Exceedance Map-Western Half of Site
Figure 4-1B Soil Sample Exceedance Map-Eastern Half of Site
Figure 4-2 Groundwater Sample Exceedance Map
Figure 4-3 Soil Vapor - Detected Compounds

LIST OF APPENDICES

Appendix A Tetra Tech Phase II ESA Report
Appendix B Soil Boring Logs/Test Pit Logs
Appendix C Monitoring Well Construction Diagrams
Appendix D Low-flow Data Forms
Appendix E Tidal Study Water Level Plots
Appendix F Data Usability Summary Reports
Appendix G Laboratory Analytical Data Packages

ACRONYMS

AOC	Area of Concern
AST	Aboveground Storage Tank
ASTM	American Society for Testing and Materials
amsl	above mean sea level
AWQSGV	Ambient Water Quality Standards and Guidance values
bgs	below ground surface
BCA	Brownfield Cleanup Agreement
BCP	Brownfield Cleanup Program
COC	Certificate of Completion
CSM	Conceptual Site Model
CSO	Combined Sewer Outfall
DDD	Dichlorodiphenyldichloroethane
DDE	Dichlorodiphenyldichloroethylene
DDT	Dichlorodiphenyltrichloroethane
DOT	Department of Transportation
DUSR	Data Usability Summary Report
EA	Environmental Analysis
Eco-SLLs	Ecological Soil Screening Levels
ELAP	Environmental Laboratory Approval Program
EFH	Essential Fish Habitat
ERM	Environmental Resource Mapper
ESA	Environmental Site Assessment
FWIA	Fish and Wildlife Impact Analysis
HASP	Health and Safety Plan
µg/kg	microgram per kilogram
µg/L	microgram per liter
$\mu g/m^3$	microgram per cubic meter
mg/kg	milligram per kilogram
LNAPL	Light Non-Aqueous Phase Liquid
MEK	Methyl Ethyl Ketone
MGP	Manufactured Gas Plant
MHW	Mean High Water
MLW	Mean Low Water
MLLW	Mean Lower Low Water
NAPL	Non-Aqueous Phase Liquid
NAVD	North American Vertical Datum
NOAA	National Oceanic and Atmospheric Administration
NWI	National Wetlands Inventory
NYCDEP	New York City Department of Environmental Protection
NYCDOT	New York City Department of Transportation
NYSDEC	New York State Department of Environmental Conservation
NYSDOH	New York State Department of Health
O&M	Operations And Maintenance
OSW	Offshore Wind

ACRONYMS (cont'd)

ppm	parts per million
PAH	Polycyclic Aromatic Hydrocarbon
PBS	Petroleum Bulk Storage
PCB	Polychlorinated Biphenyl
PFAS	Per- and Polyfluoroalkyl Substances
PFOA	Perfluorooctanoic Acid
PFOS	Perfluorooctanesulfonic Acid
PG	Protection of Groundwater
PID	Photoionization Detector
PPE	Personal Protective Equipment
ppb	parts per billion
ppm	part per million
ppt	parts per trillion
PVC	Polyvinyl Chloride
QA	Quality Assurance
QAPP	Quality Assurance Project Plan
QC	Quality Control
QHHEA	Qualitative Human Health Exposure Assessment
RI	Remedial Investigation
RIR	Remedial Investigation Report
RIWP	Remedial Investigation Work Plan
SBMT	South Brooklyn Marine Terminal
SCGs	Standards, Criteria and Guidance
SCO	Soil Cleanup Objective
Site	South Brooklyn Marine Terminal Site
SOW	Scope Of Work
SVOC	Semivolatile Organic Compound
TAL	Target Analyte List
TCL	Target Compound List
TOC	Total Organic Carbon
Tetra Tech	Tetra Tech, Inc.
TOGS	Technical and Operational Guidance Series
URS	URS Corporation
USEPA	United States Environmental Protection Agency
USFWS	United States Fish and Wildlife Service
UST	Underground Storage Tank
VISL	Vapor Intrusion Screening Level
VOC	Volatile Organic Compound

CERTIFICATION

I, Robert Cantagallo, certify that I am currently a Qualified Environmental Professional as defined in 6 NYCRR Part 375 and that this Remedial Investigation Report was prepared in accordance with all applicable statutes and regulations and in substantial conformance with the DER Technical Guidance for Site Investigation and Remediation (DER-10) and that all activities were performed in full accordance with the DER-approved work plan and any DER-approved modifications.

_____ 11/2/2023

Name: Robert Cantagallo, CHMM, Tetra Tech, Inc. Date

EXECUTIVE SUMMARY

This Remedial Investigation Report (RIR) was prepared by Tetra Tech, Inc. (Tetra Tech) for SBMT Asset LLC and Empire Offshore Wind LLC. SBMT Asset LLC entered into a Brownfield Cleanup Agreement (BCA) with the New York State Department of Environmental Conservation (NYSDEC) (Index No. C224360-09-22) on September 29, 2022 to implement a remedial program at the South Brooklyn Marine Terminal (SBMT) Site (Site). The BCA was amended on April 17, 2023 to add Empire Offshore Wind LLC as a co-applicant. Collectively, SBMT Asset LLC and Empire Offshore Wind LLC are a Volunteer under the Brownfield Cleanup Program (BCP).

The objective of the Remedial Investigation (RI) detailed in this report is to identify and delineate the nature and extent of contamination related to prior Site use affecting soil, groundwater, and soil vapor on-Site, and to evaluate potential remedies to address contamination present at concentrations above regulatory standards, criteria, and guidance (SCGs). Field activities were conducted between November 2022 and March 2023 in accordance with the approved Remedial Investigation Work Plan (RIWP).

The Site is irregular in shape and is bounded by 2nd Avenue to the southeast, 39th Street to the southwest, a recycling facility and 29th Street to the northeast, and the Gowanus Bay to the northwest in a mixed commercial and industrial area of Brooklyn, Kings County, New York.

Soil borings, monitoring wells, and soil vapor points were completed during the RI to allow the collection of soil, groundwater, and soil vapor samples to evaluate site conditions. A summary of the key findings of the RI by environmental media and in general are presented below.

Summary of Key Findings:

- The RI developed sufficient information to identify and delineate impacts to surface and subsurface soils, groundwater, and soil vapor, as well as complete a Qualitative Human Health Exposure Assessment (QHHEA) and a Fish and Wildlife Impact Analysis (FWIA).
- Contaminants associated with the Site include a variety of volatile organic compounds (VOCs), semivolatile organic compounds (SVOCs), and metals.
- Based on the QHHEA, the possibility exists for certain people identified in this QHHEA who must access the Site in the future to be exposed to SVOCs and metals in soil; VOCs, pesticides, and metals in groundwater; and VOCs in soil vapor via direct and indirect contact. However, given the very limited potential for current or future receptors to contact the impacted media, the potential for exposure is extremely limited and can be addressed with engineering and institutional controls (i.e., a cover system, a health and safety plan, etc.).
- No significant terrestrial habitat is present on the SBMT Site. The Site is covered by impermeable surfaces including concrete slab and asphalt pavement and future land use is expected to remain consistent with current industrial/commercial uses. The current and future impermeable cover/cap across the site renders the surface soil exposure pathway incomplete for ecological receptors. Detection of common

anthropogenic contaminants including polycyclic aromatic hydrocarbons (PAHs) and metals are typical to the urban setting of the Site and the surrounding landscape, however, exposure to these contaminants is rendered incomplete by the existing cover and lack of habitat to support significant ecological resources.

- Due to coverage by riprap and other fill, the ecological function of tidal wetland habitats and their ability to support any plant or animal species typical of tidal wetland habitats in the region is significantly reduced relative to that of an undisturbed wetland habitat.
- There is no evidence of impacts to off-site habitats – the Gowanus Bay or the Greenwood Cemetery and Arboretum.

Based on the FWIA evaluation, no significant impacts to ecological resources are associated with the SBMT property.

Summary of Findings by Media:

Surface Soils: Four (4) surface soil samples and a blind duplicate were collected during the RI from the interval 0 to 6 inches below ground surface (bgs) or below surface cover. The soil samples were collected for development of the QHHEA and FWIA. The surface soil samples were analyzed for Target Compound List (TCL) VOCs, TCL SVOCs, Target Analyte List (TAL) Metals, total organic carbon (TOC), polychlorinated biphenyls (PCBs), polyfluoroalkyl substances (PFAS), and cyanide (Cn). In addition, 25% of the samples were analyzed for pesticides. SVOCs were detected in all the surface soil samples. Samples SBMT-SS-01 and SBMT-SS-02 contained exceedances of NYSDEC Industrial Soil Cleanup Objectives (SCOs) for benzo(a)pyrene ranging from 3.74 to 4.49 milligram per kilogram (mg/kg), respectively. The blind duplicate (SBMT-SS-03) also contained an exceedance of benzo(a)pyrene at 1.56 mg/kg. There were also exceedances of the NYSDEC Protection of Groundwater (PG) Soil Cleanup Objectives (SCOs) for several PAHs, which are a subset of the SVOCs.

There were no exceedances of NYSDEC Industrial or PG SCOs for VOCs, pesticides, PCBs, and metals. There were no exceedances of NYSDEC Industrial guidance or NYSDEC PG SCOs for PFAS compounds.

Subsurface Soil: One hundred and seventeen subsurface soil samples (including field duplicates) were collected during the RI from intervals identified during field screening of the soil borings. The subsurface soil samples were analyzed for TCL VOCs, TCL SVOCs, TAL Metals, TOC, PCBs, PFAS, 1,4-Dioxane, and Cn. In addition, 25% of the samples were analyzed for pesticides (Figure 2-1).

VOCs, excluding acetone, were detected in 37 of the subsurface soil samples collected. Analytical results indicate no VOCs were observed to exceed NYSDEC Industrial SCOs. Five VOC parameters, acetone, (0.104-0.068 mg/kg), benzene (0.503-1.96 mg/kg), ethylbenzene (2.13 mg/kg), toluene (2.53 mg/kg), and xylene (total) (1.7-5.3 mg/kg) exceeded the NYSDEC PG SCOs.

Thirty-one subsurface soil samples contained measurable concentrations of one or more PFAS compounds above their respective detection limits. Comparison of analytical

results to NYSDEC Guidance (November 2022) for perfluorooctanoic acid (PFOA) and perfluorooctanesulfonic acid (PFOS) parameters shows no exceedances of the Industrial guidance values or NYSDEC PG SCOs for either parameter.

SVOCs were detected in all but six subsurface soil samples collected at the Site. Exceedances of Industrial SCOs were noted in 25 soil boring locations and a duplicate sample. Exceedances were observed for benzo(a)pyrene (21.1 J-467 mg/kg), benzo(a)anthracene (14.2 to 398 mg/kg), benzo(b)fluoranthene (14.7-554 mg/kg), benzo(k)fluoranthene (157 mg/kg), dibenzo(a,h)anthracene (1.59-52.1 mg/kg), fluoranthene (1,230 mg/kg) and indeno(1,2,3-cd)pyrene (13.3 J-299 mg/kg) compounds. These PAHs, as well as chrysene and naphthalene also exceeded NYSDEC PG SCOs.

Pesticides were detected in 38 samples, but all were below Industrial and PG SCOs.

PCBs were detected in 10 samples, with total Aroclors all below Industrial and PG SCOs.

Metals were detected in every subsurface soil sample submitted for analysis. However, many of these were commonly occurring metals that likely represent background conditions (e.g., iron and potassium). Arsenic exceedances of the NYSDEC Industrial or NYSDEC PG SCOs were observed in 13 samples. NYSDEC Industrial SCOs exceedances were also noted for lead (SBMT-SB-10-06-08 and SBMT-SB-CS-R-03-05) and mercury (6.8-1,220 mg/kg) from four sample locations. These samples as well as barium, selenium, zinc all exceeded the NYSDEC PG SCOs.

Visual and olfactory impacts were observed in subsurface soils at the Site. These impacts included naphthalene odor (SB-07), organic odors (SB-04, SB-06, SB-08, SB-09, SB-16, SB-27, SB-31), and petroleum odor (SB-29, SB-41, SB-42, SB-43, SB-44, SB-45, SB-48, SB-49, and CS-D). A sheen was observed in boring CS-D. VOCs and SVOCs exceeding PG SCOs were noted in SB-07 in the same interval where the naphthalene odor was noted. SVOCs exceeding Industrial SCOs were noted in SB-27, SB-41, SB-45, SB-48, and CS-D. SVOCs exceeding both Industrial and PG SCOs were noted in SB-49.

Groundwater: One round of groundwater samples was collected from MW-01 through MW-10 on February 8 and February 9, 2023 and a second round collected on July 14, 2023 only for metals analysis (total and dissolved) for monitoring wells MW-8 and MW-9. Discrete groundwater samples were collected from each monitoring well using low flow sampling techniques. Groundwater samples were analyzed for TCL VOCs, TCL SVOCs, TAL Metals, TOC, PCBs, 1,4-Dioxane, and PFAS. In addition, 25% of the samples were analyzed for pesticides.

VOCs were detected in groundwater samples collected from three monitoring wells. One groundwater sample exceeded NYSDEC Ambient Water Quality Standards and Guidance Values (AWQSGVs) for Class GA Groundwater for benzene, and chloroform was exceeded for a trip blank. At least one PFAS compound was detected in all groundwater samples collected, as well as the duplicate.

One PFAS compound (PFOA) was detected and exceeded AWQSGVs (6.7 parts per trillion [ppt] PFOA and 2.7 ppt PFOS) in all groundwater samples collected (including the duplicate). Additionally, PFOS was detected and exceeded AWQSGVs in nine groundwater samples collected (including the duplicate).

SVOCs were detected above AWQSGVs in the groundwater samples collected from two monitoring wells (MW-02 and MW-08). Five SVOC parameters, (benzo(a)anthracene, benzo(b)fluoranthene, benzo(k)fluoranthene, chrysene, and indeno(1,2,3-cd)pyrene) were detected above AWQSGVs.

Pesticides were detected in only two monitoring wells, MW-04 and MW-08. No parameters exceeded the NYSDEC standards and guidance values.

Metals were detected in all groundwater samples collected. Exceedances of AWQSGV were noted for arsenic, barium, beryllium, cadmium, iron, lead, magnesium, manganese, mercury, and sodium. Exceedances of AWQSGV for dissolved beryllium and magnesium were noted in monitoring well MW-8 and exceedances were noted for dissolved arsenic, cadmium, iron, manganese, and mercury in monitoring well MW-9.

Soil Vapor: Eight soil vapor samples were collected from soil vapor points and analyzed for VOCs using United States Environmental Protection Agency (USEPA) Method TO-15. Additionally, one ambient air sample was also collected from the Site. The soil vapor samples had 42 detections for various VOCs including acetone, benzene, carbon disulfide, chloromethane, cyclohexane, dichlorodifluoromethane, ethanol, ethylbenzene, heptane, hexane, isopropyl alcohol, methylene chloride, methyl ethyl ketone (MEK), propylene, styrene, 1,2,4-trimethylbenzene, 2,2,4-trimethylpentane, tertiary butyl alcohol, tetrachloroethylene, toluene, trichlorofluoromethane, xylenes and the ambient air sample had a total of 15 detections for various parameters including benzene, dichlorodifluoromethane, tetrachloroethylene, toluene, and xylene. VOC detections in soil vapor did not correlate to VOCs identified in soil or groundwater samples collected from the Site.

Qualitative Human Health Exposure Assessment: A QHHEA was performed to evaluate the potential exposure pathways for human receptors relative to the contaminants identified for each impacted exposure media given the current and potential future use of the Site. A limited number of VOCs and SVOCs were detected in the on-Site surface soil, subsurface soil, and groundwater at concentrations above SCOs.

The possibility exists for certain people identified in this QHHEA who must access the Site in the future to be exposed to SVOCs and metals in soil; VOCs, pesticides, and metals in groundwater; and VOCs in soil vapor via direct and indirect contact. However, there are no complete exposure pathways due to a cap and groundwater restrictions in current and future Site conditions, and a health and safety plan will be in place during remediation and construction activities.

Fish and Wildlife Resources Impact Analysis: No significant terrestrial habitat is present on the SBMT Site. The Site is covered by impermeable surfaces including concrete slab and asphalt pavement and future land use is expected to remain consistent with current industrial/commercial uses. The current and future impermeable cover/cap across the site renders the surface soil exposure pathway incomplete for ecological receptors. Detection of common anthropogenic contaminants including PAHs and metals are typical to the urban setting of the Site and the surrounding landscape, however, exposure to these contaminants is rendered incomplete by the existing cover and lack of habitat to support significant ecological resources.

Due to coverage by riprap and other fill, the ecological function of tidal wetland habitats and their ability to support any plant or animal species typical of tidal wetland habitats in the region is significantly reduced relative to that of an undisturbed wetland habitat.

There is no evidence of impacts to off-site habitats – the Gowanus Bay or the Greenwood Cemetery and Arboretum.

Based on the FWIA evaluation no significant impacts to ecological resources are associated with the SBMT property.

1.0 Introduction

This Remedial Investigation Report (RIR) was prepared by Tetra Tech, Inc. (Tetra Tech) for SBMT Asset LLC and Empire Offshore Wind LLC (collectively, the Volunteer). SBMT Asset LLC entered into a Brownfield Cleanup Agreement (BCA) with the New York State Department of Environmental Conservation (NYSDEC) (Index No. C224360-09-22) on September 29, 2022 to implement a remedial program at the South Brooklyn Marine Terminal Site (Site). The BCA was amended on April 17, 2023 to add Empire Offshore Wind LLC as a co-applicant. Collectively, SBMT Asset LLC and Empire Offshore Wind LLC are a Volunteer under the Brownfield Cleanup Program (BCP).

1.1 Overview of Report Organization

This RIR presents the data collected during the RI. Section 1 provides an overview of the Site, including location, description, and history of the Site. Section 2 describes the RI field investigation program. Section 3 utilizes the data generated during previous investigations and the RI to describe the Site geology and hydrogeology. Section 4 describes the nature and extent of contamination in various media at the Site. A conceptual site model (CSM) is presented in Section 5. A Qualitative Human Health Exposure Assessment (QHHEA) and a Fish and Wildlife Impact Analysis (FWIA) were conducted as a part of the RI and are presented in Section 6. A summary of the RI findings and conclusions are presented in Section 7. Section 8 provides a list of references used to prepare this RIR.

1.2 Remedial Investigation Program Objectives

The objective of the Remedial Investigation (RI) detailed in this report is to identify and delineate the nature and extent of contamination related to prior Site use affecting soil, groundwater, and soil vapor on-Site, and to evaluate potential remedies to address contamination present at concentrations above regulatory standards, criteria, and guidance (SCGs). Field activities were conducted between November 2022 and March 2023 in accordance with the approved Remedial Investigation Work Plan.

1.3 Site Description and History

1.3.1 Site Description

The Site is irregular in shape and is bounded by 2nd Avenue to the southeast, 39th Street to the southwest, a recycling facility and 29th Street to the northeast, and the Gowanus Bay to the northwest (Figure 1-2). The total Site area includes an approximately 73.68-acre tract of land within portions of Lots 1, 130, 136, 137, and 155 of Block 662. The Site is largely vacant and primarily consists of asphalt and concrete pavement, existing above-grade structures, railway spurs, and bulkheads. There are seven existing structures located on the property, including the J1 Shed, J2 Shed, N Shed, Graffiti Building, two temporary structures near 650 2nd Avenue, and the Tower Building located at 632 2nd Avenue. The Site is surrounded by an approximately 8-foot-tall chain-link fence, and access is restricted to the entrance near the northwest terminus of 39th Street with a security guard present and through the New York City Department of Transportation (NYCDOT) lot at

29th Street. The topography at the Site is relatively flat and ground elevations vary between 2 feet to 10 feet above mean sea level (amsl).

1.3.2 Site Operational History

AECOM conducted a Phase I Environmental Site Assessment (ESA) in 2018 summarizing the Site's historical use (AECOM, 2018a). Historical research indicates that the subject property was primarily open water as early as 1888 (Source: Sanborn Map) and since that time the subject property has been progressively filled in and therefore is largely human-made. In 1888, only the southernmost portion of the subject property along 39th Street and 2nd Avenue was developed with a pier as the New York & Brooklyn Ferry & Steam Transportation Company. By 1922, the subject property had been developed into a series of piers identified as the City of New York Piers. Multiple buildings were present between these piers and 2nd Avenue. By 1940, four 160,000-gallon diesel fuel bulk storage tanks were present where the current N Shed is located and operated by the New York City Transit System, with a diesel fuel filling station located southeast of these tanks. Buildings located at the subject property were primarily used for storage and transport operations during this time period (the 39th Street Pier building, the 35th Street Pier building, and the building located between 35th and 36th Streets).

By 1953, the four bulk diesel fuel storage tanks had been replaced by the current N Shed. In 1961, aerial photographs show extensive construction on the 39th Street Pier as it is extended farther out into New York Harbor into its current configuration. By 1965, the J1 and J2 Sheds were present, but relate to a structure parallel to the Gowanus Bay on the pier, giving the entire building a "J" configuration (hereinafter identified as the J Shed). Rail spurs from the New York City Transit System Freight Department were still present, but the trolley service was no longer present. In addition, a lift truck garage was present which remains and is identified as the Tower Building.

By 1974, significant changes had taken place to the subject property. The Tower Building remained, the J Shed and N Shed were present, but most of the earlier buildings were no longer present and had been replaced by asphalt pavement for the storage of cargo containers and motor vehicles. The current Graffiti Building located near the N Shed was present. The only remaining building was an unidentified structure near 2nd Avenue located east of the Tower Building. The 33rd Street and 35th Street were replaced with urban fill to create a large asphalt paved pier with two operating cranes to remove cargo containers from docked ships. The 35th Street Pier remains at the subject property as a pier shed. By 1995, the 33rd Street Pier was reportedly in a state of disrepair, and it was removed by 2006. Between 2009 and 2011, a section of the J Shed that parallels the edge of Pier 39 had been removed, thus creating two separate buildings currently known as the J1 and J2 Sheds. Based on aerial imagery, the Site has been in its current condition since at least 2011.

1.3.3 Previous Site Investigations

Based on a review of prior reports for the Site, environmental investigations have been completed for the SBMT since at least October 1997. In March 1998, two 550-gallon gasoline underground storage tanks (USTs), four 4,000-gallon gasoline USTs, one 4,000-gallon diesel UST, one 550-gallon waste oil UST, one 1,000-gallon aboveground storage tank (AST) of unknown contents, and one 550-gallon fuel AST were removed from the property. Since impacted soils were detected through post-excavation sampling around the tanks and associated pumps, four spill cases (No. 97-14187, 97-14188, 97-14189, and 97-14190) were opened by NYSDEC on March 23, 1998. No additional USTs were located during a 1998 geophysical investigation performed at eight portions of the Site following removal of the tanks (TRC, 2004). Impacted soils surrounding the former UST area were excavated and transported off-Site for disposal. Thirteen groundwater monitoring wells were installed around the former tank area and quarterly groundwater sampling was completed by URS Corporation (URS) for various wells between August 2003 and March 2005. Once groundwater contaminant concentrations were measured below the NYSDEC Groundwater Quality Criteria, a request for spill closure was submitted and approved for both cases in May 2005.

An April 2004, investigation by TRC included the advancement of 12 soil borings throughout the Site that revealed the presence of petroleum-related VOCs and SVOCs, and metals in subsurface soils between 0 and 10.5 feet below ground surface (bgs). It was suspected that four former 160,000-gallon ASTs existed in in the location of the "N Shed" along the 39th Street Pier. Based on a review of historic aerial photographs, it was estimated that these tanks were active between 1940 and 1953. However, information regarding the decommissioning of the tanks and any impacted soil removal was not available (AECOM, 2018a). Petroleum-related impacts were observed in four shallow and two subsurface soil samples collected from four borings in the vicinity of the former ASTs (TRC, 2004).

A Phase I ESA was performed by AECOM for the Site in May 2018. AECOM documented that due to the potential for orphan USTs and presence historic urban fill, subsurface contamination may exist at the SBMT. A brass cap within a concrete pad was observed behind the two temporary structures associated with the auto maintenance facility near 37th Street and 2nd Avenue. The Phase I report also recognized the history of reported spills and removal of the former USTs in 1999.

Several USTs located at the SBMT were listed as being closed on March 1, 2018, according to the Petroleum Bulk Storage (PBS) database. The Site (# 2-604051) indicated the presence of eight (8) USTs as shown in Table 1-1 below:

Table 1-1: Site UST Status

Tank No.	Tank Location	Status	Capacity (gal.)	UST Contents
1	Buried	Closed	4,000	Diesel
2	Buried	Closed	4,000	Diesel
3	Buried	Closed	4,000	Diesel
4	Buried	Closed	4,000	Diesel
5	Buried	Closed	4,000	Diesel
6	Buried	Closed	550	Gasoline
7	Buried	Closed	550	Gasoline
8	Buried	Closed	550	Used Oil (Heating)

AECOM completed a subsurface exploration of the Site in June 2018 (AECOM, 2018) in which a number of boreholes were advanced primarily along the 35th Street pier and upland areas as well as some borings along the 39th Street pier for geotechnical purposes. The results of that investigation were reported in the document "Subsurface Exploration Report, 269 37th Street, Brooklyn, New York, June 2018".

AECOM also completed a Phase II Limited Site Investigation at SBMT in October 2018 that included the advancement of 15 soil borings to a maximum depth of 20 feet bgs, collection of groundwater grab samples from eight borings, and an inspection of an underground vault located near the NYCDOT building in the northeast portion of the Site (AECOM, 2018b). Elevated SVOCs concentrations were detected above unrestricted, residential, and commercial SCOs in eight borings at the Site, but primarily in the location of the former ASTs within the "N Shed." PCBs were also detected above the commercial SCOs in the vicinity of the NYCDOT building. No VOCs were detected in any soil samples above the unrestricted SCO criteria. SVOCs above the New York Technical and Operational Guidance Series (TOGS) 1.1.1 standards were detected in only one groundwater sample from a boring located near the 39th Street parking lot.

A subsurface investigation was completed by TRC in July 2019 throughout the Site that included a geophysical survey, advancement of 20 soil borings, installation of eight temporary wells, and installation of eight soil vapor sample locations. The geophysical survey identified an additional UST in the southwestern portion of the Site near 39th Street. No information regarding the registration and closure of the UST was available in the report. Information regarding the four former 160,000-gallon ASTs was not provided in this investigation report. According to the TRC (2019) Phase II Investigation Report, the following contaminants were identified for on-Site soils:

- Select VOCs were detected over the Unrestricted Use SCO and Commissioner's Policy Table 2 and/or Table 3 SCLs, but below the Restricted Residential Use, Restricted Commercial Use, and Restricted Industrial Use SCOs.
- Select SVOCs and metals were detected above the Unrestricted Use, Restricted Residential Use, Commercial Use, and Industrial Use SCOs.

- Total PCBs were detected in one sample at a concentration above the Unrestricted Use SCO, but below the Restricted Residential Use, Commercial Use, and Industrial Use SCOs;
- Select pesticides were detected over the Unrestricted Use SCOs but below the Restricted Residential Use, Commercial Use, and Industrial Use SCOs; and
- Impacts to adjacent subsurface materials were not observed downgradient of the UST.

A supplemental Phase II ESA was completed by Tetra Tech in December 2021 that included a geophysical survey, advancement of 40 soil borings to a depth of approximately 10 feet bgs, installation of 11 temporary monitoring wells to depths between 6 and 10 feet bgs and collection of groundwater samples, installation of 13 temporary soil vapor points and collection of 13 soil vapor samples below ground cover, collection of one ambient air sample from the Site, and laboratory analyses for parameters of environmental concern by a laboratory certified under the New York Environmental Laboratory Approval Program (ELAP). Category B deliverables are available only for the most recent Tetra Tech Phase II ESA. Data usability summary reports will be prepared for the Phase II data and the RI data.

The analytical results for soil samples were compared to the NYSDEC Industrial Use SCO and indicated the following exceedances:

- Benzo(a)pyrene was detected in 33 of 42 samples, ranging from 22.9 to 9,330 micrograms per kilogram (µg/kg), and exceeded the NYSDEC Industrial Use SCO in eight (8) samples.
- Dibenzo(a,h)anthracene was detected in 24 of 42 samples, ranging from 19.2 to 1,530 µg/kg, and exceeded the NYSDEC Industrial Use SCO in one (1) sample.

The analytical results for groundwater samples were compared to the NYSDEC AWQSGVs for groundwater (GA) and indicated the following exceedances:

- Benzo(a)anthracene was detected in 2 of 12 samples, ranging from 0.47 to 0.76 micrograms per liter (µg/L), and exceeded its AWQSGVs in both samples.
- Benzo(b)fluoranthene was detected in 2 of 12 samples, ranging from 0.61 to 0.9 µg/L, and exceeded its NYSDEC AWQSGVs in both samples.
- Benzo(k)fluoranthene was detected in 2 of 12 samples, ranging from 0.21 to 0.38 µg/L, and exceeded its NYSDEC AWQSGVs in both samples.
- Chrysene was detected in 2 of 12 samples, ranging from 0.37 to 0.64 µg/L, and exceeded its NYSDEC AWQSGVs in both samples.
- Indeno(1,2,3-cd)pyrene was detected in 3 of 12 samples, ranging from 0.57 to 1.1 µg/L, and exceeded its NYSDEC AWQSGVs in all three (3) samples.
- Antimony was detected in one (1) sample, at a concentration of 6.2 µg/L, exceeding its NYSDEC AWQSGVs.
- Arsenic was detected in 9 of 11 samples, ranging from 3.1 to 66.6 µg/L, exceeding its NYSDEC AWQSGVs at one (1) location.
- Beryllium was detected in 5 of 11 samples, ranging from 1.1 to 7.1 µg/L, exceeding its NYSDEC AWQSGVs at one (1) location.

- Chromium was detected in 4 of 11 samples, ranging from 11.7 to 140 µg/L, exceeding its NYSDEC AWQSGVs at one (1) location.
- Manganese was detected in all 11 samples, ranging from 20.5 to 10,700 µg/L, exceeding its NYSDEC AWQSGVs at six (6) locations.
- Nickel was detected in 5 of 11 samples, ranging from 11.2 to 206 µg/L, exceeding its NYSDEC AWQSGVs at one (1) location.

A total of 68 VOC parameters were analyzed using the TO-15 method. Of the 68 VOC parameters analyzed, 46 analytes were detected at 13 of the soil vapor locations. Below is a summary of the VOCs that were detected above ambient air concentrations:

- Benzene was detected at concentrations ranging from 0.7 to 45.4 micrograms per cubic meter (µg/m^3).
- Cyclohexane was detected at concentrations ranging from 0.27 to 372 µg/m^3.
- Ethylbenzene was detected at concentrations ranging from 0.42 to 2.9 µg/m^3.
- Heptane was detected at concentrations ranging from 0.49 to 422 µg/m^3.
- Hexane was detected at concentrations ranging from 0.49 to 206 µg/m^3.
- Methyl ethyl ketone was detected at concentrations ranging from 0.41 to 121 µg/m^3.
- Toluene was detected at concentrations ranging from 1.5 to 51.6 µg/m^3.
- Xylenes (total) was detected at concentrations ranging from 0.91 to 136 µg/m^3.

One ambient air sample was collected as part of the sampling event. There were 17 VOC analytes that were detected in the ambient air sample.

A map showing sample locations and analytical exceedances is presented as Figure 1-3. The complete Phase II ESA report is included as Appendix A.

2.0 Field Investigation Program

During the RI, samples were collected from various media and analyzed by an off-site New York State Department of Health (NYSDOH) ELAP-certified analytical laboratory as described below.

2.1 Areas of Concern

Based on a review of the Site geology and hydrogeology as well as the description and results of previous investigations conducted at the Site, the following Areas of Concern (AOCs) have been identified:

- AOC-1: Former USTs – Previous investigation identified presence of SVOCs.
- AOC-2: Vacant/Temporary Buildings near 37th Street and 2nd Avenue – Previous investigations identified the presence of PAHs.
- AOC-3: Tower Building – Previous investigation identified elevated photoionization detector (PID) readings and detections of PCBs.
- AOC-4: N Shed – Previous investigation identified presence of PAHs.
- AOC-5: 33rd Street Pier – Previous investigation identified elevated PID readings – potential surficial soil exposures in this area.
- AOC-6: Test Pit Area – Previous geotechnical investigation identified presence of sheen on ground water in test pit in this area.
- AOC-7: Miscellaneous Areas of Concern – Previous investigations identified elevated PID readings or other areas that had not been previously investigated/need confirmatory sampling.
- AOC-8: An unregistered UST in the northeast corner of the site was discovered during a utility investigation performed by Bond Utility. The contents of the UST are unknown, and it was not identified in available historical documents.

2.2 Organization and Overview of RI Field Program Activities

The RI field program was implemented according to the procedures outlined in the RIWP document. RIWP modifications and additions agreed to during conversations between Tetra Tech, NYSDEC, and SBMT Asset LLC and Empire Offshore Wind LLC were incorporated into the RI field program. The elements of the completed RI field program performed at the Site are summarized below in Table 2-1.

Table 2-1: Sampling Summary by AOC

Area of Concern (AOC) #	Number of Borings	Soil Samples	Surficial Soil Samples	Soil Vapor Samples	Groundwater Samples
1	4	7	2	---	1
2	8	15	---	---	1
3	6	12	---	1	1
4	16	21	---	---	---
5	8	14	2	3	1
6	3 (test pits)	3	---	1	1

7	22	34	---	3	3
8	3	5	---	---	---

Note: AOC-7 = area other than defined AOCs

Soil boring, monitoring well, soil vapor probe, surface soil sample and test pit locations are presented on Figure 2-1.

Sixty seven (67) soil borings (SB-01 to SB-50, and CS-A through D, E1, E2, F, G, J through N, and P through S) were advanced on-Site to delineate the horizontal and vertical extent of contaminants identified in subsurface soils at the Site during previous investigations.

Soil borings SB-01 through SB-40 were advanced and sampled as indicated in the RIWP. The soil borings were advanced to depths ranging from 10 to 15 feet bgs. Two soil samples were collected from each soil boring; one sample collected from the two-foot interval exhibiting the greater evidence of impact and the second sample collected from the final two-foot interval of the boring. In limited cases, only one sample was collected due to refusal. The RIWP proposed forty-four (44) soil borings. However, numerous subsurface structures and utilities have been mapped in AOC-6, so three of the planned borings in this AOC were converted to test pits (SBMT-TP-01, SBMT-TP-02, and SBMT-TP-03) and excavated by hand, air knife and drum vac. The fourth planned location could not be advanced due to the utilities.

Soil borings SB-41 through SB-50 were advanced to delineate areas of identified impacts that are within planned areas of excavation: north of the Tower Building in AOC-3 where historic detections of PCBs occurred, and within the N Shed in AOC-4, where elevated PID readings and odors were observed. Seventeen soil borings (CS- A through D, E1, E2, F, G, J through N, and P through S) were advanced to characterize subsurface soil in areas of planned stormwater structure installation.

A map showing the locations of the soil borings is presented as Figure 2-1. The rationale for the locations of the soil borings is shown in Table 2-2 below.

Soil samples were analyzed for the Target Compound List (TCL) VOCs, TCL SVOCs, TAL Metals, TOC, PCBs, PFAS, 1,4-Dioxane, and cyanide. In addition, 25% of the samples were analyzed for pesticides.

Table 2-2: Sampling Rationale by AOC

AOC #	Soil Borings	Surface Samples	Rationale
1	4	2	Identify nature and extent of previous PAH detections in the area, possibly related to former USTs and characterize areas of planned subsurface construction that had not been previously investigated/need confirmatory sampling. Surface samples collected in support of FWIA and QHHEA
2	8	---	Identify nature and extent of potential impacts related to elevated PID readings and prior PAH detections in this area
3	6	---	Identify nature and extent of impacts related to elevated PID readings and detections of PCBs related to a transformer
4	16	---	Identify nature and extent of previous PAH detections in this area and characterize areas of planned subsurface construction that had not been previously investigated/need confirmatory sampling
5	8	2	Identify nature and extent of potential impacts related previous elevated PID readings in this area and characterize areas of planned subsurface construction that had not been previously investigated/need confirmatory sampling. Surface Samples collected in support of FWIA and QHHEA
6	3 (test pits)	---	Identify nature and extent of potential impacts related to a sheen noted on a test pit completed in this area
7	22	---	Identify nature and extent of potential impacts related to elevated PID readings and characterize areas of planned subsurface construction that had not been previously investigated/need confirmatory sampling
8	3	---	Identify nature and extent of potential impacts related to previously unknown UST

Two surface soil samples were collected along the northern side of Pier 39 (AOC-5), and two were collected in AOC-1 near MW-7 in a vegetated area. Surface soil samples were collected from 0 to 6 inches bgs (for development of the QHHEA and FWIA) at SS-01 through SS-04. The soil samples were analyzed for TCL VOCs, TCL SVOCs, TAL Metals, PCBs, PFAS, and 1,4-Dioxane. In addition, 25% of the samples were analyzed for pesticides. The locations of the surface soil samples are shown on Figure 2-1.

Ten monitoring wells (MW-01 to MW-10) were installed to further characterize groundwater at SBMT as shown on Figure 2-1. One well was constructed in the northwestern portion of the 33rd Street Pier, three wells were installed along the southeastern boundary of the Site near 2nd Avenue, one well was installed adjacent to the Tower Building, and two wells were installed in the central portion of the site (Figure 2-1). The rationale for the locations of the monitoring wells is shown in Table 2-3 below.

Table 2-3: Monitoring Well Location Rationale

Well ID	Rationale
MW-01	Upgradient location southern corner of the Site
MW-02	Upgradient location southeast portion of the Site
MW-03	Upgradient location southeast portion of the Site
MW-04	Southern corner of the Site to characterize area of anticipated subsurface construction and impacts around TT-SB-17
MW-05	North corner of Tower Building to characterize potential PCB impacts
MW-06	Near cable landing area to characterize area of anticipated subsurface construction and impacts around SBMT-TW-7
MW-07	Southwest portion of the site to characterize impacts around TT-SB-13
MW-08	Northwest central portion of the Site to characterize downgradient groundwater conditions
MW-09	Northeast corner of the Site to characterize groundwater conditions in this area and potentially characterize any off-Site influences to the north
MW-10	Proposed substation location in northeast corner of the site to characterize groundwater conditions in this area

Groundwater samples were analyzed for the TCL VOCs, TCL SVOCs, TAL Metals, PCBs, PFAS, and 1,4-Dioxane. In addition, 25% of the samples were analyzed for pesticides.

Eight soil vapor points (SV-01 to SV-08) were installed at depths of 4 to 6 feet bgs to collect soil vapor samples to assess soil vapor impacts in subsurface soils and evaluate the footprint of the operation and maintenance building. The distribution, number, and rationale for the borings by AOC are shown in Table 2-4 below. A map showing the location of the soil vapor points is presented as Figure 2-1. Soil vapor samples were analyzed for TO-15 compounds.

Table 2-4: Soil Vapor Sample Location Rationale

AOC #	# of Soil Vapor Points	Rationale
1	0	No soil vapor points installed
2	0	No soil vapor points installed
3	1	Soil vapor points in footprint of existing building
4	0	No soil vapor points installed
5	3	Soil vapor points near borings with elevated PID readings
6	1	Soil vapor point near test pit with observed light non-aqueous phase liquid (LNAPL) present on water
7	3	Soil vapor points to provide Site-wide coverage
8	0	No soil vapor points installed

A tidal study was conducted between February and March 2023 and included the installation of transducers in six monitoring wells across the Site to determine the fluctuation of groundwater levels across multiple tidal and rain events, and a stilling well installed on the bulkhead to measure tidal fluctuations of the surface water in Gowanus Bay.

Deviations from planned sample locations and methods described in the RIWP are presented in Section 2.3.7.

2.3 Field Methods/Procedures

Sample identification nomenclature consisted of the following components.

1. Sample Type – The first component, which identifies the sample type, consists of a two-, three- or four-letter code as follows:
   - SB – Subsurface Soil Sample
   - SS – Surface Soil Sample
   - MWxx-GW – Monitoring Well Groundwater Sample
   - SV – Soil Vapor (i.e., soil gas) Sample

2. Sample Location – The second component identifies the sample location. A one- or two-digit number was used to identify each sampling location.

3. Sample Depth – The third component applies to soil samples, and identifies the sample interval, in feet, where the sample was collected (where applicable).

An example of a sample designation is SB-10-9-10, which represents the tenth soil boring with a sample collected from a depth of 9 to 10 feet bgs at the Site. Duplicate samples were given sample IDs such that the duplicate samples were considered "blind." The duplicate samples were noted in the Site logbook. Duplicate sample results are included in the data tables after the original sample.

2.3.1 Installation of Soil Borings

Soil borings were advanced to delineate the horizontal and vertical extent of contaminants potentially impacting soil and groundwater at the Site. Soil borings were completed using direct-push methods, and soil boring logs are presented in Appendix B.

The soil sampling was performed under the supervision of a professional geologist. Soil samples were continuously collected using direct-push drilling methods with macro-core samplers and acetate liners from ground surface to the target boring depths.

Except as noted above, two soil samples were collected from each boring for off-Site laboratory analysis. One sample was collected from the 2-foot interval exhibiting the greater evidence of impact (e.g., elevated PID readings, odors, or staining). Samples were also collected at target depths to delineate impacts observed at adjacent soil borings with SCO industrial exceedances. If no evidence of impacts was observed during soil boring advancement, a soil sample was collected from the interval immediately above the groundwater table. A second sample was collected from the final 2-foot interval of the boring. The target boring depth was approximately 12-15 feet bgs, which is

approximately five feet below the observed water table, in order to assess the possible presence of a smear zone.

Soil samples were logged and classified according to the Unified Soil Classification System per ASTM 2488 to aid in determining if the soils are fill material or native soils. The soil cores were screened with a PID for volatiles, and detections were noted in the boring log. Any unusual soil conditions identified through visual and olfactory observations were recorded.

Samples selected for off-Site laboratory analysis were transferred to certified-clean containers provided by the laboratory by personnel wearing clean, disposable nitrile gloves. The soil fraction for TCL VOCs was collected using an EnCore® sampler before removing the soil from the core tube. Collected soils were placed into a clean, disposable aluminum tin using a disposable plastic trowel, and mixed to ensure a homogeneous sample that is representative of the sampling interval. The remaining analytical fractions were then transferred into the appropriate glass jars, labeled, recorded on a chain-of-custody, and placed into an ice-chilled cooler for transport to the analytical laboratory (additional details are provided below).

Soil samples were analyzed for the TCL VOCs, TCL SVOCs, TAL Metals, TOC, PCBs, PFAS, 1,4-Dioxane, and cyanide. In addition, 25% of the samples were analyzed for pesticides. Quality assurance/quality control (QA/QC) samples were collected at a ratio of 1:20. Six (6) duplicate soil samples were collected.

Each soil sample location was surveyed by a Professional Land Surveyor licensed in New York State.

2.3.2 Installation of Monitoring Wells

Ten (10) monitoring wells (MW-01 through MW-10) were installed at the Site during the RI (Figure 2-2) between January 6-11, 2023. The flush-mount monitoring wells were constructed with 10 feet of 2-inch Schedule 40 polyvinyl chloride (PVC) 0.010-inch (10-slot) pre-packed well screen and 2-inch PVC riser casing. Two feet of fine choke sand were tremied down the annular space to form a choke sand layer above the filter pack. The remaining annular space was tremie grouted with bentonite to 0.5 feet bgs. The screened intervals for each of the monitoring wells were 8 to 18 feet bgs.

The monitoring wells were constructed at ground surface with a flush mount utility access hole and surface casing set into a 2-foot by 2-foot concrete pad. The concrete pad extended above ground surface and graded away from the flush mount access point to prevent surface water from ponding at the monitoring well location. The monitoring wells were developed using a surge block to for approximately five minutes, followed by pumping with a submersible pump to remove accumulated fines from the well. Wells were developed until there was no longer an appreciable decrease in turbidity as measured using a turbidity meter. The monitoring well locations are presented on Figure 2-1. Monitoring well construction diagrams are presented in Appendix C.

2.3.3 Low-Flow Groundwater Sampling

Groundwater samples were collected from the 10 newly installed monitoring wells (MW-01 to MW-10) to evaluate groundwater quality at the Site between February 8-9, 2023. A

full round of synoptic groundwater level measurements was collected prior to purging and sampling at each monitoring well. Non-aqueous phase liquid (NAPL) was not detected at any of the monitoring wells. The monitoring wells were screened with a PID immediately upon opening the casing. The screening detected volatile organic vapors 25.6 parts per million (ppm) above background in MW-06. No other wells exhibited PID readings above background.

Groundwater sampling was performed following low-flow sampling techniques using a submersible bladder pump. Water quality indicator parameters (temperature, specific conductivity, redox potential, dissolved oxygen, pH, and turbidity) were recorded using field instrumentation until stabilization requirements were met. The low-flow data sheets are presented in Appendix D. Ten (10) groundwater samples were analyzed for TCL VOCs, TCL SVOCs, TAL Metals, PCBs, PFAS, 1,4-Dioxane, and pesticides, collected directly from the polyethylene tubing used during the purging process. One trip blank, one field blank and one blind duplicate groundwater sample were also collected for QA/QC purposes. The samples were submitted for analysis at a NYSDOH ELAP-certified laboratory. Purge water was collected in five-gallon buckets and transferred to 55-gallon steel drums for characterization and disposal.

On July 14, 2023, groundwater samples were collected from MW-08 and MW-09 for total and dissolved metals to confirm mercury concentrations and to evaluate lead in groundwater at MW-08.

2.3.4 Soil Vapor Samples

Eight (8) soil vapor samples were collected from permanent soil vapor probes (SG-01 through SG-08) in February 2023 to evaluate soil vapor concentrations in areas where PID readings were noted during the Phase II ESA or where construction of buildings is planned (see Figure 2-1), in accordance with NYSDOH *Final Guidance for Evaluating Soil Vapor Intrusion in the State of New York* (NYSDOH, 2006 & relevant updates). The soil vapor points were advanced using direct-push methods to the target depth of 6 to 8 feet bgs. The soil vapor points were installed by drilling through the concrete pads or asphalt with a portable concrete coring machine. The soil vapor points were installed using direct push methods with a 4-inch-diameter stainless steel screen to a depth of 4 to 6 feet bgs. The void around the screen was filled with #1 Morie sand and the upper portion concreted into the slab or asphalt. The sub-slab ports were completed with a 2-inch stainless-steel security cap. The soil vapor samples were collected using evacuated 6-liter stainless steel Summa® canisters over a one-hour period. One blind duplicate sample as well as an ambient air sample were also collected for QA/QC purposes. Samples were sent to a NYSDOH ELAP-certified laboratory for analysis of TO-15 parameters.

2.3.5 Surveying

A New York State licensed land surveyor was retained to survey the vertical and horizontal locations of the RI monitoring wells, soil borings, soil vapor sample locations, and other pertinent Site features/information. The elevation of the top of the monitoring well inner casing was surveyed at each monitoring well to calculate groundwater elevations and identify the direction of groundwater flow. The monitoring well surface casing and ground surface elevation were also surveyed at each monitoring well location.

2.3.6 Tidal Study

A tidal study was conducted in February/March 2023 and included the installation of transducers in six monitoring wells to determine fluctuations of groundwater across tidal and rain events, and a stilling well on the bulkhead to measure tidal fluctuations of the surface water in Gowanus Bay. Water level elevations measurements were recorded at 10 minute intervals over a period of 32 days. The data were then downloaded for analysis and plotting of results. A map showing the locations of the monitoring wells used as part of the study as well as the stilling well is shown as Figure 2-1.

2.3.7 Deviations from RI Work Plan

Deviations and changes from the scope of work (SOW) presented in the RIWP were identified during implementation of this RI. A list of the deviations and changes are presented below, along with a rationale describing why the deviation or change was implemented.

- Three test pits (SBMT-TP-01, SBMT-TP-02, and SBMT-TP-03) were completed by hand excavation and drum vac at locations shown on Figure 2-1 to groundwater, a depth of approximately 7 feet bgs. Soil samples were collected for analysis of TCL VOCs, TCL SVOCs, PCBs, TAL metals and Cn, TOC, 1,4-Dioxane, and PFAS. In addition, the sample from SBMT-TP-02 was sampled for pesticides.
- Additional soil borings SB-41 through SB-50 were advanced to depths ranging from 10 to 15 feet bgs. One soil sample was collected in each of these borings, at targeted depths that corresponded with observations in other borings in this area, or from intervals of elevated PID readings, odors, or an observation of NAPL.
- Seventeen (17) soil borings (CS-A through D, E1, E2, F, G, J through N, and P through S) were advanced to characterize subsurface soil in areas of planned stormwater structure installation. At each of these locations, one boring was installed to a maximum depth of approximately 10 feet bgs, corresponding with the planned total depth of the stormwater structure. In addition to visual characterization of the soil, and screening with a PID, one sample was collected from each boring for the analytical suite described in the RIWP and associated Quality Assurance Project Plan (QAPP).
- Two soil sample locations were not collected due to lack of available soil at the planned locations in AOC-5.
- Groundwater samples for dissolved metals during the initial round of groundwater sampling were not collected due to a field oversight. On July 14, 2023, groundwater samples were collected from MW-08 and MW-09 for total and dissolved metals to confirm mercury concentrations and to evaluate lead in groundwater at MW-08.

A sample summary table listing the sample identifications by AOC and media is provided as Table 2-5.

3.0 Site Geology and Hydrogeology

3.1 Geology

The Site is located within the glaciated Atlantic Coastal Plain Physiographic Province (Foster & Motzkin, 2003). The bedrock geology in the area is not well documented, and the depth to bedrock is typically between 100 to 200 feet bgs; however, The Geology and Engineering Geology of the New York Metropolitan Area, Field Trip Guidebook T361 (Baskerville et al., 1989) prepared for the 28th International Geological Congress, and the Geologic Map of New York City (Brock & Brock, 2012) identify underlying bedrock as the Cambro-Ordovician age Hartland Formation. The Hartland Formation in the area of the subject property is part of the Pelham Bay Member and consists of gneiss. Surficial deposits in the region are mapped as glacial till (Cadwell and Miller, 1986). Depending upon the specific location in the region the overburden material could also include fluvial, marine-tidal marsh, and recent fill deposits.

Soils in New York City are typically classified as "Urban Land," a generic description of soils that have been buried, re-worked, or otherwise altered as a result of human activities. The natural soil in the area is known to be sedimentary in nature and composed of fine-grained river sediment overlying glacial materials with depth. The majority of soils above elevation -40 feet mean low water (MLW) are recent sediments due to dredging of shipping lanes.

Previous investigations by Tetra Tech and others indicated that the Site is underlain by approximately 20 feet of sand, gravel, silt, and fill material followed by approximately 20 feet of medium sand with traces of silt, gravel, and clay. Below the sand layer is an approximately 50-foot-thick layer of grey to black to brown clay with varying amounts of sand, silt and gravel followed by approximately 15 feet of clay and silt.

Data collected as part of the RI soil boring activities confirm that the soil beneath the Site is fill material (sand, gravel, brick, ash, concrete), underlain by fine to medium sand with some fine gravel, and trace to some silt).

3.2 Hydrogeology

During previous work conducted by Tetra Tech and others, groundwater was encountered during the advancement of soil boring at depths ranging between 5 to 9 feet below grade. Based on the proximity of the Site to the Gowanus Bay and the topography of the Site and surrounding area, groundwater is anticipated to flow in a westerly direction and will have some tidal influence.

As part of groundwater sampling activities, a synchronous round of water levels was collected from the on-Site monitoring wells prior to sampling. The depth to water data collected was then used to determine groundwater elevations for each monitoring well and the data contoured to provide a map of groundwater flow direction (Figure 3-1). A plot of the groundwater contours indicates a groundwater flow to the northwest towards Gowanus Bay.

Additionally, a tidal study conducted as part of the RI, which involved the placement of pressure transducers in six on-Site monitoring wells to record water level elevation over

time. Water level readings were recorded at 10-minute intervals over a period of 32 days to evaluate if water levels in the on-Site monitoring wells were tidally influenced, and if so, to what degree. The results of the tidal survey indicate that groundwater at the Site is tidally influenced, and this influence is most pronounced in monitored wells closer to the surface water (MW-07 and MW-08). Water levels in these tidally influenced monitoring wells vary over a range of approximately 6 feet. The wells farther inland (upgradient), MW-02, MW-03, and MW-04, show little to no tidal influence, a few inches maximum. Plots of water level elevations over time are provided in Appendix E.

The degree of tidal influence on groundwater elevations is related to the location of the monitoring well at the Site. Plots of water level versus time for monitoring wells MW-02, MW-03 and MW-04 show a very muted tidal influence and a more pronounced impact from precipitation events. Plots of water level versus time for monitoring wells MW-06, MW-07 and MW-08 show a more pronounced tidal impact, especially in monitoring well MW-06. A review of water level elevations over time (Appendix E) indicates that the groundwater gradient will be towards Gowanus Bay at all points during the tidal cycle. Lag times between high tide and corresponding peaks in water level elevation in monitoring wells MW-06, MW-07 and MW-08 vary between 20 and 170 minutes.

4.0 Nature and Extent

The samples collected during the RI were collected in accordance with the RIWP and QAPP and analyzed by a NYSDOH ELAP-certified laboratory. The laboratory data were validated, and a Data Usability Summary Report (DUSR) for the RI data is included in Appendix F. The laboratory analytical data packages are included as Appendix G. The analytical data received from the certified laboratory were compared to applicable NYSDEC regulatory standards and guidelines, where available. A summary of standards, criteria, and guidance (SCGs) used to evaluate the specific data are described individually below.

- *Soil Data* – Analytical results for soil samples were compared to the NYSDEC Remedial Program SCOs for the Protection of Public Health (Industrial) and PG SCOs found in 6 NYCRR Part 375, as well as NYSDEC guidance values for PFAS compounds (November 2022). Comparison of the soil sample analytical results to the criteria is presented in tables 4-1 through 4-19. Shading in the tables indicates either a detection or a concentration above the criteria.
- *Groundwater Data* – Analytical results for groundwater samples were compared to NYSDEC Ambient Water Quality Standards and Guidance Values for Class GA Groundwater. Shading in the tables indicates either a detection or a concentration above the criteria.
- *Soil Vapor Data* – Analytical results for soil vapor samples were compared to ambient air concentrations collected at the Site. Shading in the tables indicates a concentration above ambient air concentrations in these samples.

4.1 Surface Soil Samples

All surface soil samples were analyzed for TCL VOCs, TCL SVOCs, TAL Metals, TOC, PCBs, PFAS, 1,4-Dioxane, and Cn. In addition, 25% of the samples were analyzed for pesticides. Tables 4-1 to 4-6 present the analytical results for each soil sample by contaminant. Figures 4-1A and Figure 4-1B depict each surface soil sample location, as well as the exceedances for each sample, where applicable. All samples were compared to NYSDEC Industrial SCOs and PG SCOs.

Chemical Analysis

4.1.1 AOC-1

Two surface soil samples (SS-01 and SS-02) were collected in AOC-1. There were exceedances of NYSDEC Industrial SCOs for SS-01-0-0.5 benzo(a)pyrene (3.74 mg/kg) and SBMT-SS-02-0-0.5 (4.49 mg/kg). There were no exceedances of NYSDEC Industrial SCOs or PG SCOs for VOCs, pesticides, PCBs, and metals. There were no exceedances of either criteria for PFOA or PFOS compounds.

There were exceedances of the NYSDEC PG SCOs for phenol (0.576 mg/kg), benzo(a)anthracene (4.05-4.91 mg/kg), benzo(b)fluoranthene (4.5-5.0 mg/kg), benzo(k)fluoranthene (1.87 mg/kg), and chrysene (3.42-5.37 mg/kg).

4.1.2 AOC-5

Two surface soil samples (SS-03 and SS-04) were collected in AOC-1. There were exceedances of NYSDEC Industrial SCOs in the duplicate for SS-04-0-0.5 of benzo(a)pyrene (1.56 mg/kg). There were no exceedances of NYSDEC Industrial SCOs for VOCs, pesticides, PCBs, and metals. There were no exceedances of NYSDEC Industrial SCOs for PFOA compounds.

There were exceedances of the NYSDEC PG SCOs for benzo(a)anthracene (2.25 mg/kg), benzo(b)fluoranthene (2.27 mg/kg), and chrysene (2.13 mg/kg).

4.2 Subsurface Soil Samples

All subsurface soil samples were analyzed for TCL VOCs, TCL SVOCs, TAL Metals, TOC, PCBs, PFAS, 1,4-Dioxane, and Cn. In addition, 25% of the samples were analyzed for pesticides. Tables 4-1 to 4-6 present the analytical results for each soil sample by contaminant. Figures 4-1A and 4-1B depicts each subsurface soil sample location, as well as the exceedances for each sample, where applicable. All samples were compared to NYSDEC Industrial SCOs and NYSDEC PG SCOs.

Chemical Analysis

4.2.1 AOC-1

AOC-1 is an area where former USTs were present and previous investigations identified the presence of SVOCs in the soil. Four soil borings (SBMT-SB-10, SBMT-SB-11, SBMT-SB-12, and SBMT-CS-G) were advanced during the RI to further investigate subsurface soil in this AOC. Analytical results indicate no VOCs were observed to exceed NYSDEC Industrial and PG SCOs. PFOA was detected in samples collected from SBMT-SB-10-06-08 and SBMT-SB-11-06-08, and PFOS was detected in sample SBMT-SB-11-06-08. All detections were below NYSDEC Industrial SCOs and PG SCOs.

SVOCs exceeding NYSDEC Industrial SCOs were noted in samples from two soil boring locations, SBMT-SB-10-06-08 and SBMT-SB-12-05-07. Exceedance of the NYSDEC Industrial SCOs was observed for benzo(a)pyrene (2.18 mg/kg) in sample SBMT-SB-10-06-08 and SBMT-SB-12-05-07 (13.3 mg/kg) as well as dibenzo(a,h)anthracene (2.28 mg/kg) in sample SBMT-SB-12-05-07.

Exceedances of the NYSDEC PG SCOs were observed for benzo(a)anthracene (2.1-14.2 mg/kg) in samples SBMT-SB-10-06-08 and SBMT-SB-12-05-07, benzo(b)fluoranthene (2.12 mg/kg) in sample SBMT-SB-10-06-08, benzo(k)fluoranthene (5.79 mg/kg) in sample SBMT-SB-12-05-07, chrysene (2.2-14.6 mg/kg) in both samples, indeno(1,2,3-cd)pyrene (10.6 mg/kg) in sample SBMT-SB-12-05-07 and naphthalene (72.7 mg/kg) in sample SBMT-CS-G-5.5-7.5.

Exceedances of both the NYSDEC Industrial SCOs and NYSDEC PG SCOs were observed for benzo(a)anthracene (14.2 mg/kg) and benzo(b)fluoranthene (14.7 mg/kg) in sample SBMT-SB-12-05-07.

Pesticides were analyzed in two samples and 4,4'-DDT was detected only in sample SBMT-SB-10-06-08 with no exceedances.

PCBs were not detected in any of the samples submitted for analysis.

Metals were detected above NYSDEC PG SCOs in samples SBMT-SB-12-05-07, and SBMT-SB-12-13-15. Exceedances were observed for arsenic (3,300 mg/kg), lead (1,390-888 mg/kg), and zinc (7,710 mg/kg).

Exceedances of both the NYSDEC Industrial SCO and NYSDEC PG SCOs were observed for arsenic (17.3 mg/kg, 17.7 mg/kg, 23.5 mg/kg, and 33.3 mg/kg) in samples SBMT-SB-10-06-08, SBMT-SB-11-06-08, SBMT-SB-11-13-15 and SBMT-SB-12-05-07 respectively. Exceedances of both the NYSDEC Industrial SCO and NYSDEC PG SCOs were observed for lead (4,420 mg/kg) in sample SBMT-SB-10-06-08 and mercury (1,220 mg/kg) in sample SBMT-SB-12-05-07.

4.2.2 AOC-2

AOC-2 comprises vacant/temporary buildings near 37th Street and 2nd Avenue where previous investigations identified the presence of PAHs. As part of this investigation, eight soil borings (SBMT-SB-15 to SBMT-SB-21 and SBMT-CS-K) were advanced to further investigate subsurface soil in this AOC.

VOCs were detected in several samples, but no parameters exceeded NYSDEC Industrial SCOs or PG SCOs. PFOA and PFOS were detected in five samples collected but all samples were below NYSDEC Industrial SCOs and NYSDEC PG SCOs.

SVOCs were detected in a number of samples, with NYSDEC Industrial SCOs being exceeded in sample SBMT-15-05-07 for dibenzo(a,h)anthracene (52.1 mg/kg). NYSDEC PG SCOs were exceeded in samples SBMT-SB-16-13-15 for benzo(a)anthracene (1.19 mg/kg) and benzo(k)fluoranthene (96.2 mg/kg) in sample SBMT-15-05-07. Exceedances of both the NYSDEC Industrial SCOs and NYSDEC PG SCOs were observed in sample SBMT-15-05-07 for benzo(a)anthracene (176 mg/kg), benzo(a) pyrene (234 mg/kg), benzo(b)fluoranthene (241 mg/kg), chrysene (145 mg/kg) and indeno(1,2,3-cd)pyrene (218 mg/kg)

Pesticides were analyzed in four samples, all of which contained one detection (4,4'-DDT),)) but none exceeded NYSDEC Industrial SCO or PG SCOs. PCBs were detected in one sample collected (SBMT-SB-15-05-07),)) but the analytical results were below NYSDEC Industrial SCOs and PG SCOs.

Mercury was detected above both the NYSDEC Industrial SCOs and the NYSDEC PG SCOs in sample SBMT-SB-18-13-15 at a concentration of 6.8 mg/kg. Zinc (2,810 mg/kg) exceeded NYSDEC PG SCOs in sample SBMT-16-13-15 and lead (474 J) exceeded NYSDEC PG SCOs in sample SBMT-19-05-07 and SBMT-CS-K-03-05 (1,280 mg/kg) as well as the duplicate sample (1,910 mg/kg) SBMT-SB-DUP-06.

4.2.3 AOC-3

AOC-3 comprises the Tower Building where previous investigations identified elevated PID readings and detections of PCBs. As part of this investigation, six soil borings (SBMT-SB-27 to SBMT-SB-29, SBMT-SB-31, SBMT-SB-49, and SBMT-SB-50) were advanced to further investigate subsurface soil in this AOC.

VOCs were detected, but no parameters exceeded NYSDEC Industrial SCOs or PG SCOs. PFOA and PFOS were detected in five samples collected but all samples were below NYSDEC Industrial SCOs and PG SCOs. SVOCs were detected in a number of

samples, with benzo(a)pyrene exceeding NYSDEC Industrial SCOs in two samples, SBMT-SB-27-13-15 (1.17 mg/kg) and SBMT-SB-28-13-15 (2.45 mg/kg).

SVOCs exceeding the NYSDEC PG SCOs were detected in five samples, SBMT-SB-27-13-15, SBMT-SB-28-13-15, SBMT-SB-49-03-05, SBMT-SB-49-13-15 and SBMT-SB-50-03-05 and included benzo(a)anthracene (1.06-2.45 mg/kg), benzo(b)fluoranthene (2.17 mg/kg), chrysene (1.04-46.3 mg/kg) and naphthalene (12.6 J – 201 mg/kg). Exceedances of both the NYSDEC Industrial SCOs and NYSDEC PG SCOs were observed in sample SBMT-SB-49-13-15 for benzo(a)anthracene (39.5 mg/kg), benzo(a)pyrene (37.3 J mg/kg), benzo(b)fluoranthene (36.7 J mg/kg) and indeno(1,2,3-cd)pyrene (22.8 J mg/kg)

Pesticides were detected in five soil samples. Pesticides detected included 4,4'-dichlorodiphenyldichloroethane (DDD), 4,4'-dichlorodiphenyldichloroethylene (DDE), and 4,4'-dichlorodiphenyltrichloroethane (DDT), but no exceedances of NYSDEC Industrial SCOs or PG SCOs were observed. No PCBs were detected in the samples analyzed. No metals were detected above NYSDEC Industrial SCOs or NYSDEC PG SCOs.

4.2.4 AOC-4

AOC-4 comprises the N Shed where previous investigations identified the presence of PAHs. As part of this investigation, 16 soil borings (SBMT-SB-2 to SBMT-SB-6, SBMT-SB-41 to SBMT-SB-48, SBMT-CS-D, SBMT-CS-E1 and SBMT-CS-E2) were advanced to further investigate subsurface soil in this AOC.

VOCs were detected in a number of samples, but no parameters exceeded NYSDEC Industrial SCOs. One VOC parameter, acetone (0.104-0.0507 mg/kg), exceeded the NYSDEC PG SCOs. PFAS compounds were detected in four samples with no exceedances of NYSDEC Industrial SCOs or PG SCOs.

SVOCs exceeding NYSDEC Industrial SCOs were noted in samples from eight soil boring locations. Exceedances were observed for benzo(a)pyrene (1.5-21.2 J mg/kg), and dibenzo(a,h)anthracene (3.34 J-7.91 mg/kg). SVOCs exceeding the NYSDEC PG SCOs, include benzo(a)anthracene (1.46-3.24 mg/kg), benzo(k)fluoranthene (9.05 J-13.9 mg/kg), chrysene (1.3-53.3 mg/kg) and naphthalene (51.9-701 mg/kg).

Exceedances of both the NYSDEC Industrial SCOs and NYSDEC PG SCOs were observed for benzo(a)anthracene (16.2-56 mg/kg), benzo(a)pyrene (30.4 J-50.7 mg/kg), benzo(b)fluoranthene (21 J-42.2 mg/kg), fluoranthene (1,230 mg/kg) and indeno(1,2,3-cd)pyrene (13.3 J-299 mg/kg).

Pesticides were detected in six samples, which included 4,4'-DDD, 4,4'-DDE, 4,4'-DDT, alpha Chlordane, and gamma-Chlordane, but no exceedances of NYSDEC Industrial SCOs and PG SCOs were observed. PCBs were detected in one sample SBMT-CS-E2-04-6 but at a concentration below the NYSDEC Industrial SCOs and PG SCOs.

Metals were detected in all samples analyzed but there were no exceedances observed above NYSDEC Industrial SCOs. Various metals exceeded the NYSDEC PG SCOs including lead (639 mg/kg) and mercury (0.95 J-1 mg/kg).

4.2.4.1 AOC-5

AOC-5 comprises the 35th Street Pier where previous investigations identified elevated PID readings and odors. As part of this investigation, eight soil borings (SBMT-SB-7 to SBMT-SB-9, SBMT-SB-23 to SBMT-SB-25, SBMT-CS-M, and SBMT-CS-N) were advanced to further investigate soil in this AOC.

VOCs were detected in a number of samples, but no parameters exceeded NYSDEC Industrial SCOs. Five compounds were observed to exceed the PG SCOs, including acetone (0.068 J mg/kg), benzene (0.503-1.96 mg/kg), ethylbenzene (2.13 mg/kg), toluene (2.53 mg/kg), and xylene (total) (1.7-5.3 mg/kg). One PFAS compound was detected in one sample with no exceedance of NYSDEC Industrial SCOs or PG SCOs.

SVOCs exceeding NYSDEC Industrial SCOs were noted in samples from four soil boring locations. Exceedances were observed for benzo(a)pyrene (1.11-13.8 mg/kg) and dibenzo(a,h)anthracene (1.59 mg/kg). SVOCs exceeding NYSDEC PG SCOs included benzo(a)anthracene (1.47-3.53 mg/kg), benzo(b)fluoranthene (1.11-10.2 mg/kg), benzo(k)fluoranthene (2.73 mg/kg), chrysene (1.33-14.1 mg/kg) and naphthalene (20-72.2 mg/kg). Exceedances of both the NYSDEC Industrial SCOS and PG SCOs were observed for benzo(a)anthracene (14.6 mg/kg)

Pesticides, including Dieldrin, 4,4'-DDD, 4,4'-DDE, 4,4'-DDT, Endosulfan sulfate, Endosulfan-II, Heptachlor epoxide, alpha-Chlordane, and gamma-Chlordane, were detected in five samples, but no exceedances of NYSDEC Industrial SCOs or PG SCOs were noted. PCBs were detected in five samples at concentrations below the NYSDEC Industrial SCOs and PG SCOs.

Arsenic was detected above both the NYSDEC Industrial SCOs and PG SCOs in samples SBMT-SB-7-07-09 (24.4 mg/kg) and SBMT-SB-7-11-13 (17.2 mg/kg). No other metals exceeded NYSDEC Industrial SCOs. Metals exceeding the NYSDEC PG SCOs include lead (479-1.910 mg/kg) and mercury (0.9-1.3 mg/kg).

4.2.5 AOC-6

AOC-6 comprises the Test Pit Area where a previous geotechnical investigation identified the presence of sheen on ground water in a test pit in this area. As part of this investigation, three test pits (SBMT-TP-01, SBMT-TP-02 and SBMT-TP-03) were advanced to further investigate soil in this AOC.

VOCs (acetone) were detected in two of the three of samples, but no parameters exceeded NYSDEC Industrial SCOs or PG SCOs. One PFAS compound was detected in one sample with no exceedance of NYSDEC Industrial SCOs and PG SCOs.

SVOCs were detected in all three samples analyzed but none exceeded NYSDEC Industrial SCOs or PG SCOs. One pesticide was detected (Endrin) in sample SBMT-TP-02-3.5-5.5 but at a concentration below NYSDEC Industrial SCOs or PG SCOs. No PCBs were detected in the three samples analyzed. No metals exceeded NYSDEC Industrial SCOs. Two metals, arsenic (17.7-33.3 mg/kg) and mercury (1,220 mg/kg) exceeded both the NYSDEC Industrial SCOs and PG SCOs. Barium (3,300 mg/kg), lead (1,390 mg/kg) and zinc (7,710 mg/kg) exceeded the NYSDEC PG SCOs.

4.2.6 AOC-7

AOC-7 comprises miscellaneous AOCs where previous investigations identified elevated PID readings or other areas that had not been previously investigated. As part of this investigation, 22 soil borings were advanced to further investigate soil in this AOC.

VOCs were detected in a number of samples analyzed but no concentrations exceeded the NYSDEC Industrial SCOs or PG SCOs.

SVOCs exceeding NYSDEC Industrial SCOs were noted in samples from four boring locations. Exceedances were observed for benzo(a)pyrene (1.01-5.7 mg/kg) and dibenzo(a,h)anthracene (4.42 mg/kg). Exceedances of the NYSDEC PG SCOs were observed for benzo(a)anthracene (1.13-5.33 mg/kg), benzo(b)fluoranthene (1.11-6.01 mg/kg), benzo(k)fluoranthene (2.25-10.7 mg/kg), chrysene (1.06-33.1 mg/kg), and indeno(1,2,3-cd)pyrene (683-16,400 µg/kg). Exceedances of both the NYSDEC Industrial SCOS and NYSDEC PG SCOs were observed at two locations for benzo(a)anthracene (34.5-398 mg/kg), benzo(a)pyrene (31.2-467 mg/kg), benzo(b)fluoranthene (25-554 mg/kg), benzo(k)fluoranthene (157 mg/kg), indeno(1,2,3-cd)pyrene (16.4 mg/kg), and naphthalene (40.6-72.7 mg/kg).

There were no exceedances of NYSDEC Industrial SCOs or PG SCOs for PFAS compounds pesticides, or PCBs.

Arsenic (17.3-24.4 mg/kg), lead (4,430 mg/kg) and mercury (9 mg/kg) were detected at concentrations exceeding both the NYSDEC Industrial SCOs and NYSDEC PG SCOs at three locations. A number of metals were observed to exceed the NYSDEC PG SCOs. These metals include lead (751-1,910 mg/kg), mercury (0.95 J-3.9 mg/kg) and selenium (4.9 mg/kg).

4.2.7 AOC-8

AOC-8 comprises an area in the northeast corner of the Site where an unregistered UST was discovered during a utility investigation performed by Bond Utility. The contents of the UST are unknown, and it was not identified in available historical documents. As part of this investigation, three (3) soil borings (SBMT-SB-38 to SBMT-SB-40) were advanced to further investigate soil in this AOC. The tank will be removed as part of an IRM.

VOCs were detected in a four of samples analyzed but no concentrations exceeded the NYSDEC Industrial SCOs or PG SCOs.

SVOCs were detected in five of the six samples (including duplicate) analyzed but none exceeded NYSDEC Industrial SCOs or PG SCOs.

There were no exceedances of NYSDEC Industrial SCOs or PG SCOs for PFAS compounds pesticides, or PCBs.

Metals were detected in all samples analyzed but there were no exceedances observed above NYSDEC Industrial SCOs or PG SCOs.

4.3 Groundwater Samples

All groundwater samples were analyzed for TCL VOCs, TCL SVOCs, TAL Metals, PCBs, PFAS, 1,4-Dioxane, and Cn. In addition, 25% of the samples were analyzed for pesticides. Tables 4-13 to 4-18 present the analytical results for each soil sample by contaminant. Figure 4-2 depicts each subsurface soil sample location, as well as the exceedances for each sample, where applicable. All samples were compared to NYSDEC SCO-Industrial criteria and guidance values.

Chemical Analysis

4.3.1 AOC-1

One monitoring well, (MW-7) was sampled. There were no exceedances of NYSDEC AWQSGVs for VOCs, SVOCs, pesticides, and PCBs. Both magnesium (38,200 µg/L) and sodium (127,000 µg/L) exceeded the AWQSGVs. Both PFOA (0.0403 µg/L) and PFOS (0.0038 µg/L) exceeded the AWQSGVs.

4.3.2 AOC-2

One monitoring well, (MW-4) was sampled. There were no exceedances of AWQSGVs for VOCs, SVOCs, pesticides, and PCBs. Sodium (122,000 µg/L) exceeded the AWQSGVs. Both PFOA (0.0361 µg/L) and PFOS (0.0056 µg/L) exceeded the AWQSGVs.

4.3.3 AOC-3

One monitoring well, (MW-5) was sampled. There were no exceedances of AWQSGVs for VOCs, SVOCs, pesticides, and PCBs. Iron (712 µg/L) , manganese (692 µg/L), and sodium (36,000 µg/L) exceeded the AWQSGVs. Both PFOA (0.0097 µg/L) and PFOS (0.0481 µg/L) exceeded the AWQSGVs.

4.3.4 AOC-4

No monitoring wells were installed in this AOC.

4.3.5 AOC-5

One monitoring well, (MW-8) was sampled. There were no exceedances of AWQSGVs for VOCs, Pesticides, or PCBs. There were exceedances of AWQSGVs for benzo(a)anthracene (0.75 J µg/L), benzo(b)fluoranthene (0.72 J µg/L), benzo(k)fluoranthene (0.28 J µg/L), chrysene (0.62 J µg/L), and indeno(1,2,3-cd)pyrene (0.53 J µg/L). Iron (2,140 µg/L), lead (61.8 µg/L), magnesium (419,000 µg/L), and sodium (4,120,000 µg/L) exceeded AWQSGVs. Both PFOA (0.02 µg/L) and PFOS (0.0097 µg/L) exceeded the AWQSGVs.

The additional groundwater sampling from this well in July 2023 indicated that total concentrations of lead (58 µg/L) and magnesium (52,900 µg/L) exceeded AWQSGVs. Dissolved concentrations of beryllium (3.5 µg/L) and magnesium (75,200 µg/L) exceeded AWQSGVs.

4.3.6 AOC-6

One monitoring well, (MW-6) was sampled. There were no exceedances of AWQSGVs for SVOCs, pesticides, or PCBs. There was an exceedance of AWQSGVs for benzene

(1.2 µg/L). Iron (2,180 µg/L), magnesium (292,000 µg/L), manganese (5,360 µg/L) and sodium (2,650,000 µg/L) exceeded AWQSGVs. Both PFOA (0.0403 µg/L) and PFOS (0.0299 µg/L) exceeded the AWQSGVs.

4.3.7 AOC-7

Five monitoring wells (MW-1, MW-2, MW-3, MW-9, and MW-10) were sampled. There were no exceedances of AWQSGVs for VOCs, pesticides, or PCBs. Monitoring well MW-2 contained exceedances of the AWQSGVs for benzo(a)anthracene (3 µg/L), benzo(b)fluoranthene (3.6 µg/L), benzo(k)fluoranthene (1.6 µg/L), chrysene (2.8 µg/L), and indeno(1,2,3-cd)pyrene (2.3 µg/L). Arsenic (28.6 µg/L), cadmium (7.3 µg/L), iron (2,510-18,900 µg/L), magnesium (40,700 µg/L), manganese (529-2,550 µg/L), and sodium (265,000-1,260,000 µg/L) exceeded AWQSGVs in one or more wells. Both PFOA (0.0119-0.043 µg/L) and PFOS (0.0029-0.0521 µg/L) exceeded the AWQSGVs in one or more wells.

The additional groundwater sampling from MW-09 in July 2023 indicated that total concentrations of arsenic (28.6 µg/L), cadmium (7.3 µg/L), iron (17,900 µg/L), manganese (2,030 µg/L) and mercury (8.3 ng/L) exceeded AWQSGVs. Dissolved concentrations of arsenic (34.9 µg/L), cadmium (7 µg/L), iron (17,600 µg/L), manganese (2,510 µg/L) and mercury (0.96 ng/L) exceeded AWQSGVs.

4.3.8 AOC-8

No monitoring wells were installed in this AOC.

4.4 Soil Vapor Samples

Eight soil vapor samples were collected from soil vapor points SBMT-SV-01 through SV-08, installed in AOCs 3, 5, 6, and 7 to quantify soil vapor concentrations. The samples were collected in accordance with the procedures and methods outlined in the RIWP and QAPP. The soil vapor samples were analyzed for VOCs using USEPA Method TO-15, and Table 4-19 presents the analytical data for the soil vapor samples. Additionally, one ambient air sample was also collected from the Site in the vicinity of SBMT-SV-05. A blind duplicate soil vapor sample was collected from SBMT-SV-03.

The ambient air sample had a total of 15 detections for various parameters including benzene, dichlorodifluoromethane, tetrachloroethylene, toluene, and xylene. No VOC detections were correlated to exceedances identified in soil samples collected from the Site. Figure 4-3 depicts each soil vapor sample location. No regulatory criteria currently exist for soil vapor results.

5.0 Conceptual Site Model

This section describes the on-Site areas affected by prior Site-related activities, as well as the associated transport mechanisms.

5.1 Potential Sources of Contamination

Potential sources of contamination at the Site include petroleum bulk storage, a parking facility, and other prior industrial/commercial activities, including the presence of an electrical transformer in AOC-3.

Many of the impacts seen in the soil and groundwater are the result of the placement of impacted fill material (ash, wood, debris) at the Site. This fill material, specifically ash, is historically associated with elevated concentrations of SVOCs and metals. The historic presence of bulk storage ASTs and USTs in and around the N Shed building is possibly the cause of the sheen present in boring SBMT-CS-D (AOC-4).

5.2 Hydrogeologic Setting

Ten monitoring wells were installed during the RI. Groundwater levels measured on February 8, 2023, ranged from 4.93 feet below the top of inner casing at MW-05 to 8.75 feet below the top of inner casing at MW-06 (Table 3-1). Based on the groundwater measurements from February 8, 2023, groundwater generally flows to the northwest toward Gowanus Bay (Figure 3-1). Groundwater is tidally influenced as shown in the plots of water level elevations versus time (Appendix D). Water levels in tidally influenced wells can range over 6 feet.

Subsurface soils at the Site consist primarily of fine to medium sand with some fine gravel, trace to some silt and fill material (brick, ash, concrete).

5.3 Summary of Impacts in Soil

SVOCs were detected in all but six soil samples collected at the Site. Exceedances of either Industrial SCOs or PG SCOs were observed for benzo(a)pyrene, benzo(a)anthracene, benzo(b)fluoranthene, benzo(k)fluoranthene, chrysene and naphthalene compounds. These compounds are typically associated with fill material that is known to have been deposited at the Site and that has been observed in most boreholes advanced at the Site as part of the RI activities.

Exceedances of either Industrial SCOs or PG SCOs for metals included arsenic exceedances in nine samples with concentrations ranging from 17.2 to 33.3 mg/kg. Exceedances were also noted for barium (SBMT-SB-12), lead (SBMT-SB-7, SBMT-SB-10, SBMT-SB-12, SBMT-SB-14, SBMT-SB-19, and SBMT-CS-R), and mercury (SBMT-SB-03, SBMT-SB-08, SBMT-SB-09, SBMT-SB-12, and SBMT-SB-CS-P). These exceedances can also be associated with the fill material used to backfill portions of this Site and are not believed to be naturally occurring at this Site.

Visual and olfactory impacts were observed in subsurface soils at the Site. These impacts included naphthalene odor (SB-07), organic odors (SB-04, SB-06, SB-08, SB-09, SB-16, SB-27, SB-31), and petroleum odor (SB-29, SB-41, SB-42, SB-43, SB-44, SB-45, SB-

48, SB-49, and CS-D). A sheen was observed in boring CS-D. VOCs exceeding PG SCOs only were noted in SB-42. VOCs and SVOCs exceeding PG SCOs were noted in SB-07, SB-09 SB-41. SVOCs exceeding Industrial SCOs were noted in SB-27, SB-41, SB-45, SB-48, and CS-D. SVOCs exceeding both Industrial SCOs and PG SCOs were noted in SB-49.

The organic odors noted in many of the borings may be related to the deposition and subsequent decomposition of organic material (peat/wood) deposited in proximity to the riverine/estuary environment the Site is located in. Naphthalene and petroleum odors are most likely associated with the prior use of the Site for petroleum bulk storage and dispensing and other on-Site refueling activities including potential spills.

5.4 Fate and Transport of SVOCs and Metals

The main transport or migration pathway for SVOCs and select metals is through dissolution due to direct infiltration of precipitation and groundwater flow. Infiltration due to precipitation is limited at the Site due to the high percentage of impervious cover (asphalt/concrete) present. Movement of SVOCs and metals will be primarily via groundwater flow in the saturated zone.

5.5 Summary of SVOC and Metals Distribution in Groundwater

Benzene was detected in MW-06 above AWQSGVs. Five individual SVOCs were detected above the AWQSGV in groundwater samples collected at MW-02 and MW-08. Benzo(a)anthracene, benzo(b)fluoranthene, benzo(k) fluoranthene and chrysene were detected in the groundwater samples collected at MW-02 and MW-08 at concentrations exceeding the NYSDEC guidance values of their respective parameters. Arsenic, beryllium, cadmium, iron, lead, magnesium, manganese, mercury, and sodium exceeded AWQSGVs in one or more wells.

6.0 Exposure Assessment

This section presents the QHHEA and the FWIA for the Site.

6.1 Qualitative Human Health Exposure Assessment

The overall purpose of the QHHEA is to evaluate and document how people might be exposed to Site-related contaminants present within the Site, and to identify and characterize the potentially exposed population(s) now and under the reasonably anticipated future use of the area. To evaluate if an exposure pathway exists, the exposure assessment must assess the quality, representativeness, and adequacy of the available characterization data. In addition, the QHHEA must consider the nature of populations currently exposed or that have the potential to be exposed to Site-related contaminants both on- and off-Site and must describe the reasonably anticipated future land use of the site and affected off-site areas.

The exposure assessment must evaluate the five elements associated with exposure pathways and describe how each of these elements pertains to the site being evaluated. The exposure pathway elements that must be addressed include the following:

1. A description of the contaminant source(s) including the location of the contaminant release to the environment (any waste disposal area or point of discharge) or if the original source is unknown, the contaminated environmental medium (soil, groundwater, soil vapor, indoor or outdoor air, biota, surface water) at the point of exposure;
2. An explanation of the contaminant release and transport mechanisms to the exposed population;
3. Identification of all potential exposure point(s) where actual or potential human contact with a contaminated medium may occur;
4. Description(s) of the route(s) of exposure (i.e., ingestion, inhalation, dermal absorption); and
5. A characterization of the receptor populations who may be exposed to contaminants at a point of exposure.

An exposure pathway is complete when all five elements of an exposure pathway are documented as present; a potential exposure pathway exists when any one or more of the five elements comprising an exposure pathway is not known. An exposure pathway may be eliminated from further evaluation when any one of the five elements required for a complete exposure pathway has not existed in the past, does not exist in the present, and can reasonably be anticipated to never exist in the future.

6.1.1 Summary of Site Description

The Site is irregular in shape and is bounded by 2nd Avenue to the southeast, 39th Street to the southwest, a recycling facility and 29th Street to the northeast, and the Gowanus Bay to the northwest. The total Site includes an approximately 73.68-acre tract of land within portions of Lots 1, 130, 136, 137, and 155 of Block 662. Between 1888 and 1922, the elevation of this area was progressively raised with fill to construct a series of piers.

The Site is currently largely vacant and primarily is covered by asphalt or concrete pavement up to 15 inches thick, existing above-grade structures, railway spurs, and waterfront bulkheads. There are seven existing structures located on the property, including the J1 Shed, J2 Shed, N Shed, Graffiti Building, two temporary structures near 650 2nd Avenue, and the Tower Building located at 632 2nd Avenue. All the buildings but one are currently vacant. Only the building being currently rented by a marine repair operation is periodically occupied. This building will be demolished as part of the redevelopment project.

The Site is surrounded by a chain-link fence that is approximately 8 feet tall, and access to the site is restricted to an entrance near the northwest terminus of 39th Street with a security guard present. The topography at the Site is relatively flat and ground elevations vary between 2 feet and 10 feet amsl. Beneath the existing pavement is 15 to 79 inches of fine to coarse sands with varying amounts of gravel and silt, as well as brick and wood fill. Currently, there is only a small portion of the Site that has exposed surface soil (<1%). These areas are generally narrow strips of unpaved area with small trees and some grass near the bulkheads along the waterfront or on the southwestern edge of the Site.

As described above in Section 3, groundwater depths varied across the Site but were generally observed to be approximately 8 to 10 feet bgs. The groundwater flow direction is northwest towards Gowanus Bay. Potable water is supplied to the Site by the New York City Department of Environmental Protection (NYCDEP) Bureau of Water Supply. The local groundwater is not extracted or used for any purpose.

Site reconnaissance and a review of recent aerial photographs was used to identify the physical features that still exist within the Site on or above the ubiquitous pavement and what activities are currently ongoing. These ongoing activities are non-intrusive and are being performed on the existing pavement or within a building. To date, there is no indication of a release of contaminants from these ongoing activities. However, they are identified below for completeness:

- Railroad spurs running to the Sims Municipal Recycling – Sunset Park Material Recovery Facility at the 29th Street Pier and running along the 39th Street Shed, and a connector line and railcar storage area running parallel to 2nd Avenue. The railroad line has long been inactive, but there are no plans to remove it.
- Various New York State DOT activities in the northeastern portion of the Site, including a DOT field operations building; a staging area for concrete removed as part of the City's sidewalk upgrade program; a municipal vehicle parking area; a used concrete crushing operation; a staging area for crane sections; and a staging area for various roll-off containers. The Sims Municipal Recycling – Sunset Park Material Recovery Facility is not part of the Site. The remainder of these staging and materials management operations are located within the Site.
- A buried Combined Sewer Outfall (CSO) running from the end of 32nd Street across the Site to Gowanus Bay.
- An unoccupied building (the Tower building) located within the Site opposite 34th Street.
- An empty carwash at the southern corner of the Site.

- Various features and activities on Pier 39, including: a marine repair operation in an existing building (currently being rented); several empty warehouses; and a lumber storage area in the space between the warehouses.

There is no surface water or associated sediment within the Site boundary.

Off-site to the southeast across 2nd Avenue and across 39th Street to the southwest are commercial and industrial facilities and warehouses. The Sims Municipal Recycling – Sunset Park Material Recovery Facility on the 29th Street Pier is adjacent to the Site but outside of it. The Gowanus Bay borders the Site to the north and northwest.

6.1.2 Description of Contaminant Sources and Fate and Transport Mechanisms

Section 4 presented the nature and extent of the contamination found to be present in the samples collected during the RI. Tables 4-1 to 4-8 present the analytical results for each soil sample by chemical contaminant. A summary of the findings in the surface soil, subsurface soil, groundwater, and soil vapor is included in this QHHEA for completeness.

6.1.2.1 Surface Soil

In the four surface soil samples, only one VOC was detected (i.e., chloroform) at a concentration less than the NYSDEC SCOs for an Industrial exposure scenario. A single PFOS was detected in one surface soil sample. The sample had an estimated concentration (J-Value) of 0.12 µg/kg for PFOS, which is below the NYSDEC Guidance (November 2022) value for soil for Unrestricted, Commercial, or Industrial use sites. SVOCs were detected in all the surface soil samples, with benzo(a)pyrene being detected at concentrations above its NYSDEC Industrial SCOs. Several SVOCs were detected above the PG SCOs. Pesticides were detected in all surface soil samples but at concentrations below their respective NYSDEC Industrial SCOs and PG SCOs. PCBs were not detected in any of the surface soil samples. Metals were detected in all surface soil samples; however, no metals were detected at concentrations exceeding their respective NYSDEC Industrial SCOs criteria.

Based on these comparisons, the only potential contaminant for surface soil with respect to the protection of human health (i.e., for a commercial/industrial worker) is benzo(a)pyrene. However, the area of exposed surface soil is only approximately 1% of the Site, whereas the remaining portion of the Site is covered in asphalt, pavement, or building structures. The existing asphalt and pavement cover significantly reduces the potential exposure of current/potential future receptors to this surface soil contaminant. Furthermore, benzo(a)pyrene is ubiquitous in urban areas and is a component of asphalt paving and petroleum fuels.

6.1.2.2 Subsurface Soil

In the 117 subsurface soil samples, VOCs were detected in most of the samples; however, no VOCs were found to exceed their NYSDEC Industrial SCOs and five contaminants were found to exceed the NYSDEC PG SCOs. Thirty of 32 subsurface soil samples had PFAS detections. At this time, criteria have been promulgated for two of these compounds (PFOA and PFOS). SVOCs were detected in all but six subsurface soil samples. Overall, exceedances of the NYSDEC Industrial SCOs were observed for

benzo(a)pyrene, benzo(a)anthracene, benzo(b)fluoranthene, dibenzo(a,h)anthracene, and indeno(1,2,3-cd)pyrene. Pesticides were detected in all the subsurface soil samples submitted for analysis for these compounds (i.e., about 25% of all the samples), but no exceedances of the NYSDEC Industrial SCOs were observed. PCBs were detected in ten of the samples analyzed, but no exceedances of the NYSDEC Industrial SCOs were observed. Exceedances of the NYSDEC Industrial SCOs were observed for arsenic, barium, lead, and mercury.

While the subsurface soil is currently largely inaccessible due to the asphalt and pavement cover, if future redevelopment were to occur, this subsurface soil could become exposed and more accessible during excavation activities.

6.1.2.3 Groundwater

One round of groundwater samples was collected from monitoring wells MW-01 through MW-10 as part of the RI. VOCs were detected in groundwater samples collected from three monitoring wells at levels below the NYSDEC AWQSGV for Class GA Groundwater (applicable given the Gowanus Bay is adjacent to the Site at many locations). Benzene was detected at concentrations above its respective NYSDEC AWQSGVs in only one groundwater sample. PFAS compounds were detected in all the groundwater samples collected and analyzed. PFOA tended to decrease (relative to the most upgradient samples) towards the middle of the Site, then increase again with proximity to the bay. PFOS increased, then decreased with proximity to the bay. No surface water quality criteria have been promulgated for these compounds. Pesticides were detected in two monitoring wells. Three contaminants (i.e., 4,4'-DDD, 4,4-DDE, and 4,4'-DDT) exceeded their respective NYSDEC AWQSGVs for groundwater in the samples collected from MW-08. All other pesticides analyzed were non-detect for the nine remaining monitoring wells sampled. PCBs were not detected in any of the groundwater samples collected. Metals were detected in all groundwater samples. Exceedances of their NYSDEC AWQSGVs were noted for iron, lead, magnesium, manganese, and sodium.

Based on these comparisons, the potential contaminants for groundwater with respect to the protection of human health are benzene, 4,4'-DDD, 4,4-DDE, 4,4'-DDT, iron, lead, magnesium, manganese, and sodium. However, depth to groundwater has been observed to be approximately 8 to 10 feet bgs, which largely makes direct exposure to groundwater inaccessible or impossible for most receptors that are not excavating or working at considerable depth below the ground surface. Potable water is supplied to the SBMT by the NYCDEP's Bureau of Water Supply. The local groundwater is not extracted or used for any purpose.

6.1.2.4 Soil Vapor

In the eight soil vapor samples collected for the RI, a total of 42 VOCs were detected including benzene, dichlorodifluoromethane, ethylbenzene, tetrachloroethylene, toluene, trichloroethylene, and xylene. As stated in the 2006 NYSDOH Soil Vapor Intrusion Guidance: "New York State currently does not have any standards, criteria or guidance values for concentrations of compounds in soil vapor" (page 41). In the one ambient air sample collected, a total of 15 different VOCs were detected, including benzene,

dichlorodifluoromethane, tetrachloroethylene, toluene, and xylene. No VOCs detections could be correlated to exceedances identified in soil samples collected from the Site. No VOCs were observed exceeding NYSDEC Industrial SCOs for soil.

6.1.2.5 Sources of Contamination

Section 4 presents an assessment of the indicated sources of the contamination detected in the environmental media described above. Releases from the prior uses of the Site, which have included its use as a petroleum bulk storage facility (AOC-1 and AOC-4), a parking facility (AOC-2), and other prior industrial/commercial activities including the presence of an electrical transformer in AOC-3, have had some impact on the current environmental conditions not seen.

Most of the impacts seen in the soil and groundwater are the result of the placement of impacted fill material (ash, wood, debris) at the Site. This fill material, specifically ash, is historically associated with elevated concentrations of SVOCs and metals. The historic presence of bulk storage ASTs and USTs in and around the N Shed building are possibly the cause of the sheen present in boring SBMT-CS-D (AOC-4).

Section 5 presented the CSM for the Site.

6.1.3 Conceptual Site Exposure Pathway Model

Potential contaminants for surface soil, subsurface soil, groundwater, and soil vapor were listed above in Section 6.1.2. This conceptual site exposure pathway model outlines the interactions and linkages between the identified contaminants within the environmental media of the Site, the potential receptors or area users, and the environmental media to which these receptors may be exposed now or in the near future. The conceptual site exposure pathway model considers the primary sources and release mechanisms resulting in the presence of the contaminants in the environment, as well as secondary transport and migration processes for these contaminants within and between exposure media within the Site.

6.1.3.1 Potential Exposure Pathways Assessment

The potential exposure pathways reflected in the conceptual site exposure pathway model are discussed below according to whether they were considered to be incomplete or complete, respectively. In the following subsection, an exposure profile for the specific on-site receptors is provided.

Incomplete Exposure Pathways

Based on the RI sampling data, the following exposure pathways were judged to be incomplete and were not further considered in this QHHEA:

- The Site is private property that is secured by an 8-foot-high chain-link fence. The Site is currently only utilized by the commercial or municipal tenants. As such, there are no current potential exposure pathways associated with other receptors such as recreational users or residents. In addition, residential reuse of the Site in the future is not considered likely due to the location of the property.
- As previously described, the on-Site groundwater is not used as a drinking water source, nor is it expected to be used as one at any time in the future. Therefore,

current, or future use of groundwater at the Site as a source of drinking water is very unlikely. As such, the potential pathways associated with the consumptive use of the groundwater as a drinking water source (i.e., ingestion and dermal absorption via bathing and washing) were not considered to be complete and were not considered further.

- There is no surface water within the boundary of the Site. As such, the potential pathways associated with direct contact with impacted surface water (i.e., incidental ingestion and dermal absorption) were not considered to be complete and were not considered further.
- There is no sediment within the boundary of the Site. As such, the potential pathways associated with direct contact with impacted sediment (i.e., incidental ingestion and dermal absorption) were not considered to be complete and were not considered further.

Potentially Complete Exposure Pathways

Only those pathways that are considered to be potentially complete (i.e., where all five elements of a complete exposure pathway are present) provide the potential for exposure and risk to people. Based on the RI sampling data, the following exposure pathways were judged to be potentially complete:

- There is currently very limited exposed surface soil within the Site. Sampling of this soil during the RI indicated very little impact (exceedance of the NYSDEC Industrial SCOs for soil for only one PAH (benzo(a)pyrene)). Give these findings, exposure pathways associated with the surface soil are potentially complete given the current Site conditions, but the potential exposures would be infrequent and short and would not be significant from a human health concern perspective. In the future, this exposed surface soil will likely be eliminated as part of the redevelopment. Nearly all of the future Site will be paved or be covered by a new building foundation. Receptors potentially exposed to surface soil include the commercial/industrial worker, the maintenance/utility worker, the construction worker, and the trespasser. As such, the potentially complete exposure pathways identified for these receptors are incidental ingestion, dermal absorption, the inhalation of wind-borne soil particulates in the ambient air.
- Sampling of the subsurface soil during the RI indicated impacted soils (exceedances of the NYSDEC Industrial SCOs for soil for benzo(a)pyrene, benzo(a)anthracene, benzo(b)fluoranthene, dibenzo(a,h)anthracene, indeno(1,2,3-cd)pyrene, arsenic, barium, lead, and mercury). Given these findings, exposure pathways associated with the subsurface soil are potentially complete. Currently, the subsurface soil is largely inaccessible due to the cover of pavement or building foundations. However, given future redevelopment of the Site, a construction worker or maintenance/utility worker may potentially be exposed to subsurface soil. As such, the potentially complete exposure pathways identified for this receptor are incidental ingestion, dermal absorption, the inhalation of wind-borne soil particulates in the ambient air in the vicinity of the disturbed subsurface soil. A site-specific health and safety plan (HASP) would address the potential exposures, and use of appropriate personal protective equipment (PPE) could prevent or mitigate these direct contact exposures.

- Sampling of the soil vapor during the RI indicated detections of VOCs. As such, inhalation of impacted indoor air via exposures related to vapor intrusion was considered in this QHHEA. Currently, only one building at the Site is sometimes occupied. All other existing buildings are vacant. In the future, the one currently occupied building will be demolished, and new occupied structures will be built as part of the redevelopment. However, this exposure is not considered to be significant from a human health perspective (see Section 6.1.5). Additionally, inhalation of released volatiles into the ambient air in partially confined excavated spaces was considered in this QHHEA.
- The first encountered groundwater was found approximately 5 to 10 feet bgs. A construction worker could potentially come into contact with the shallow groundwater via incidental ingestion and dermal absorption if excavated to these depths for construction of new foundations or buried utilities. Excavation dewatering systems or appropriate PPE could prevent or mitigate these direct contact exposures. Thus, these pathways are considered to be potentially complete.

6.1.4 Exposure Profiles for the On-Site Target Receptors

Potential current and future receptors for the Site include commercial/industrial workers, maintenance/utility workers, construction workers and trespassers. A profile for each of these receptors is provided below.

6.1.4.1 Commercial/Industrial Worker

Commercial/industrial workers include the current commercial renters of the only occupied building at the Site and those workers using the Site as a laydown or stockpile area. Commercial/Industrial workers may also include occupants of any new future buildings associated with the redevelopment. A current or future commercial/industrial worker is assumed to be an adult (aged 18+ years) working full time at the Site. This receptor would split their time working indoors in an office setting and outdoors loading or unloading stockpiled materials and equipment being staged in the laydown areas.

The commercial/industrial worker would be exposed to the air inside a future building and the ambient outdoor air in proportion to the time spent in each activity. They would be exposed to volatiles, if any, that may migrate into the indoor air from the groundwater or soil beneath the building, and potentially to any volatiles or particulates that may be present in the outdoor air through entrainment or release. They could potentially be exposed to the surficial soil directly if they must access an area where exposed surface soil is present.

However, there is only a small amount of the current or future Site that is not, or will not be, covered by asphalt paving, sidewalks, or building footprints, which limits the opportunity for direct contact. Sampling has shown little indication that any of the currently exposed soil is contaminated. However, if intrusive activities are performed at the Site in the future during redevelopment, future commercial/industrial workers could come into contact with subsurface soil that is currently covered but is later exposed. Commercial/Industrial workers would not be exposed to subsurface soil because of the limited intrusive nature of typical worker activities. As the Site is currently and will

remain served in the future by public water supplied by the City of New York, the commercial/industrial worker would not be exposed to the local groundwater for drinking or any other purpose. It is assumed that a commercial/industrial worker would not come into contact with impacted surface water or sediment in off-Site areas adjacent to the Site.

6.1.4.2 Maintenance/Utility Worker

Current or future maintenance/utility workers may include an outdoor site maintenance worker, an electrical or municipal utility worker (including the CSO maintenance worker), a waterfront bulkhead maintenance worker, or a railroad spur maintenance worker. The maintenance/utility worker is assumed to be an adult (aged 18+ years) working periodically to maintain one or more facilities in the Site, such as the water, gas and sewer lines that serve the current or future buildings and operations structures.

This receptor may be directly exposed to surface or subsurface soil due to their potential involvement in shallow excavation or ground intrusive activities, or via inhalation of particulates or volatiles released into the ambient air. Due to the depth of groundwater in the Site, a maintenance/utility worker would generally not be expected to come into direct contact with the shallow groundwater during their work. Additionally, because potable water for the Site is supplied by the City of New York, they would not be exposed to any impacted local groundwater for drinking purposes. It is assumed that a maintenance/utility worker would not come into contact with impacted surface water or sediment in off-site areas adjacent to the Site.

6.1.4.3 Construction Worker

There are no current construction activities occurring in the Site. However, future construction activities will occur during redevelopment. The construction worker is assumed to be an adult (aged 18+ years) working full time for a portion of a year on a given construction activity within the Site. This receptor may be directly exposed to surface or subsurface soil due to potentially intrusive activities, or via inhalation of particulates or volatiles released into the ambient air.

Because potable water for the Site is supplied by the City of New York, construction workers on-site would not be exposed to any impacted local groundwater for drinking purposes. Considering the depth to groundwater at the Site, a construction worker could potentially come into contact with local groundwater if the excavation or construction activity is deep enough. Any trenching or other excavation on-Site at or below the water table would involve dewatering of the excavation and would limit worker exposure to potentially impacted groundwater.

6.1.4.4 Trespasser

The Site is currently not used recreationally, and public access is restricted by 8-foot-tall chain-link fencing. The potential future trespasser is considered to be an adolescent (aged 12 to 18 years). Current trespassers may be exposed to the limited amount of exposed surface soil directly or via inhalation of particulates or volatiles if they venture inside the fencing around the Site. Once the area is redeveloped, future trespassers may additionally be exposed to newly exposed surface soil directly or via inhalation of particulates or volatiles if they do not comply with the new access restrictions associated with the

redevelopment. However, any exposed surface soil in the future may be clean soil brought in for landscaping. This receptor is not anticipated to be exposed to any groundwater, surface water, or sediment.

6.1.5 Further Evaluation of the Soil Vapor Analytical Results Relative to the Potential Future Indoor Air Exposure

Because vapor intrusion has the potential for inhalation exposures to persons accessing the Site in the future and an indication that vapor intrusion to an existing or new future building could warrant or require mitigation steps, a further evaluation of this potential exposure pathway was performed using the available characterization data for the Site.

Table 6-1 provides a presence-absence summary of the VOCs detected in the soil vapor samples collected in support of the 2021 ESA and the 2023 RI. Table 6-2 shows that the set of volatile compounds detected in the 2023 sampling was consistent with what was detected in the 2021 sampling. Similarly, the volatiles detected in the ambient air sample in 2021 were essentially the same as were detected in 2023. Given the sensitivity of the TO-15 analytical method, 52 compounds were detected in at least one soil vapor sample during the one or both of these two sampling events. Only six volatiles were detected in the 2021 soils samples (i.e., acetone, benzene, carbon disulfide, toluene, and xylenes) and only two volatiles were detected in the 2021 groundwater samples (i.e., benzene and carbon disulfide). Other non-volatile compounds (e.g., PAHs, pesticides and herbicides, and metals) also were detected in the soil and groundwater samples. In addition, the detection of the VOCs in the soil vapor samples was not ubiquitous across all the soil vapor samples, and the maximum detected concentrations of these compounds were typically relatively low.

Table 6-2 takes a closer look at two aspects of the most recent 2023 RI soil vapor data. Forty-three VOCs were detected in at least one soil vapor sample during this sampling event. The frequency of detection of each volatile compound is shown in the table along with the highest concentration of that volatile compound detected in the soil vapor samples. As stated in the 2006 NYSDOH Soil Vapor Intrusion Guidance: “New York State currently does not have any standards, criteria or guidance values for concentrations of compounds in soil vapor” (Page 41). That Guidance document further advises: “To put some perspective on the data, soil vapor results might be compared to background outdoor air levels, site-related outdoor air sampling results, or the NYSDOH’s guidelines for volatile chemicals in air” (Page 41). Table 6-2 shows that of the 43 VOCs detected in the 2023 RI soil vapor samples, 15 also were detected in the corresponding outdoor air sample collected on-site and 28 were not detected in the outdoor air sample. Of these 15 volatiles that were detected in both the soil vapor sample and the ambient air sample, 14 compounds were detected at higher concentrations in the soil vapor sample(s) than in the outdoor air sample.

Based on reviews of toxicity data, risk assessments and soil vapor intrusion data collected in New York State since the publishing of the 2006 NYSDOH Soil Vapor Intrusion Guidance, NYSDOH assigned eight volatile chemicals to three newly revised and renamed Soil Vapor / Indoor Air Decision Matrices in May 2017. These assignments and Soil Vapor Intrusion Decision Matrices supersede those provided in the 2006 Guidance and in subsequent updates to the Guidance. The assignments are shown in Table 6-3.

Table 6-3: NYSDOH Soil Vapor Intrusion Decision Matrices

Soil Vapor/Indoor Air Matrix	Volatile Chemical
Matrix A	carbon tetrachloride 1,1-dichloroethene cis-1,2-dichloroethene trichloroethene
Matrix B	methylene chloride tetrachloroethene 1,1,1-trichloroethane
Matrix C	vinyl chloride

These matrices identify recommended response actions (i.e., No Further Action, Identify Sources and Resample or Mitigate, Monitor or Mitigate) for specific combinations of the sub-slab concentration of the volatile compound and the indoor air concentration of that compound. While all the volatile compounds associated with Matrices A-C have been detected in a 2021 or 2023 soil vapor sample from the Site, no indoor air samples have been collected given the largely unoccupied nature of the Site. Consequently, these matrices could not be applied to put some perspective on the SBMT soil vapor data.

To provide some context for the number of VOCs detected in the 2023 RI soil vapor samples and the magnitude of the detected concentrations relative to posing a potential future vapor intrusion risk in a possible future building in the Site, the 2023 RI soil vapor results were compared to relevant USEPA risk-based screening values. These screening values were developed using the USEPA Vapor Intrusion Screening Level (VISL) Calculator (accessed March 2023). The VISL Calculator was used to calculate target sub-slab and near-source soil gas concentrations for a Commercial Worker exposure scenario for a Target Cancer Risk of 1E-6 (for carcinogenic volatile compounds) or a Target Hazard Quotient of 0.1 (for non-carcinogenic volatile compounds). This scenario and target risks was selected based on the projected near-term future use of the site. These calculated values also are shown on Table 6-2. Of the 43 detected VOCs detected at least once in a 2023 RI soil vapor sample, only two compounds of those for which screening values could be calculated (i.e., 1,3-butadien and benzene) showed any exceedances of the USEPA Commercial scenario screening values. However, only one of the detected 1,3-butadiene sampling results (1 of the 3 reported detections) exceeded the USEPA screening value. The other detections were all lower than its screening value. Similarly, only one of the detected benzene sampling results (1 of the 9 reported detections) exceeded the USEPA screening value. The other detections were all lower than its screening value.

Based on this data review and evaluation, the VOCs detected in the soil vapor samples do not indicate a potential for significant vapor intrusion into the indoor air of an occupied structure in the Site in the future.

6.1.6 Summary

This QHHEA was conducted as a component of the RI and assessment. The QHHEA evaluates the potential exposure pathways for human receptors to the contaminants identified for each impacted exposure medium, given the current and anticipated future

use of the Site. A broad range of site sampling activities were conducted to support the RI.

In consideration of the conceptual site exposure pathway model, the contaminants identified for each exposure medium, and the receptor exposure profiles, the possibility exists for certain people identified in this QHHEA who must access the Site in the future to be exposed to SVOCs and metals in soil; VOCs, pesticides, and metals in groundwater; and VOCs in soil vapor via direct and indirect contact. However, given the very limited potential for current receptors to contact the impacted media, the potential for current exposure is extremely limited. However, when the Site is redeveloped, potential exposures to the impacted subsurface soil or groundwater may need to be assessed quantitatively.

6.2 Fish and Wildlife Impact Analysis

This Fish and Wildlife Impact analysis (FWIA) (consisting of Steps I A-B and Step II A-C) for the SBMT Site has been prepared as part of the RI for the SBMT site. The SBMT investigation specifically addresses the SBMT property inclusive of lots 1, 130, 136, and 155 of Block 662 have a physical address of 2nd Avenue, Brooklyn, New York. The FWIA was conducted in accordance with guidance provided in the NYSDEC (1994).

6.2.1 Purpose and Objectives

The FWIA document assesses current, potential impacts fish and wildlife resources from contaminants associated with environmental media, exposure and migration routes using a phased approach consistent with NYSDEC (1994) guidance. The objectives of the Step I evaluation are 1) to identify and describe fish and wildlife resources that may potentially be affected by site-related constituents, and 2) if resources are present, provide the appropriate information for designing a remedial investigation of these resources. The objectives of the Step II A-B evaluation are 1) identify contaminant transport pathways from the Site to areas supporting fish and wildlife resources.

6.2.2 Site Description and Habitat Characterization

The total Site area includes an approximately 73.68-acre tract of land. The Site is largely vacant and primarily consists of asphalt and concrete pavement, existing above-grade structures, railway spurs, and bulkheads. There are seven existing structures located on the property. The Site is surrounded by an approximately 8-foot-tall chain-link fence, and access is restricted to the entrance near the northwest terminus of 39th Street with a security guard present and through the NYCDOT lot at 29th Street.

Observations of habitat cover types and wildlife were made over the duration of the field investigation at the Site in performance of the RI. The Site is irregular in shape, and is bounded by 2nd Avenue to the southeast, 39th Street to the southwest, a recycling facility and 29th Street to the northeast and the Gowanus Bay to the northwest (See Figure 1-1). The topography at the Site is relatively flat and ground elevations vary between 2 feet to 10 feet amsl.

Documented fish and wildlife resources within a 1.5-mile radius of the site were also characterized as per guidance using available on-line information and visual

observations. The NYSDEC Environmental Resource Mapper (ERM) was consulted for identification of significant natural resources for the Site and the 1.5-mile radius area. A NYSDEC Natural Heritage Program inquiry was submitted for occurrence of any listed plant or animal species that may occur on the Site. The resources pertaining to the ERM review included documented fish and wildlife resources related to NYSDEC significant habitats; regulated wetlands, wild and scenic rivers; significant coastal zone areas; streams and lakes, occurrence of endangered or threatened species or their habitats and other major resources. The potential value of identified habitats to both wildlife resources is addressed by this analysis, as are applicable fish and wildlife regulatory standards, criteria, and guidance (SCGs).

6.2.2.1 Habitat and Cover-types

The surrounding landscape consists of a mixture of industrial and commercial development, with extensive impermeable cover present, and some residential development surrounding the developed waterfront and Gowanus Bay. Dominant landscape features surrounding the Site include a large recycling facility located near the northeast corner and the Gowanus Bay on the northwest edge of the Site Property. Currently the site consists of minimal vegetation with it mostly being covered by asphalt, concrete pavement, existing above-grade structures, railway spurs, building debris, and bulkheads. The site is generally flat and slopes slightly to the northwest towards the Gowanus Bay. Near the Gowanus Bay there are several small size cover-collapse sinkholes. Significant activity is currently occurring on-Site with associated pedestrian and vehicle activity. Vegetation is limited to scattered areas of compromised asphalt or concrete where opportunistic vegetation has become established, occurring in widely scattered depressions or sink hole areas across the Site and along pier rip-rap perimeter areas.

A narrow linear perimeter of opportunistic upland vegetation exists on the rip-rapped shoreline of the northern pier structure. The vegetation has become established in the limited shallow soils that are present and vegetative cover remains highly patchy. Representative opportunistic vegetation includes a mixture of native and invasive species including goldenrods (*Solidago* sp.), common reed (*Phragmites australis*), reed canary grass (*Phalaris arundinacea*) and scattered tree saplings of aspen (*Populus* sp.) and tree of heaven (*Ailanthus altissima*). Vegetation is limited in this former linear pier perimeter due to the shallow soils overlaying impervious cover or rip rap.

The Site is located adjacent to Upper New York Bay, near to the nexus of the federally designated Bay Ridge Channel and Gowanus Bay. Bay Ridge Channel connects directly to the Narrows between Upper New York Bay and Lower New York Bay at its southern end about two miles south (offshore of the neighborhood of Bay Ridge). The north end of Bay Ridge Channel, located just offshore of the Site, splits into channels providing access to the Gowanus Canal (via Red Hook Channel) and Buttermilk Channel. The bay adjaent to the Site experiences a typical tidal variation from +4.9 to 0.2 feet (Mean High Water [MHW] to Mean Low Water [MLW], all elevations in North American Vertical Datum of 1988 [NAVD 88]), receiving water from currents of New York Bay, and outflow from Gowanus Canal. Water depths adjacent to the Site extend to a maximum of

approximately 35 feet below Mean Lower Low Water (MLLW) west of the outer solid fill "pier" structures (AECOM, 2023).

The open waters adjacent to the Site are classified by the United States Fish and Wildlife Service (USFWS) National Wetland Inventory (USFWS, 2022) as E1UBL, which indicates subtidal estuarine waters with unconsolidated bottoms. Portions of the adjacent open waters are rated as E1UBL(x), which represents disturbed condition; however, all sediments are disturbed by the development of adjacent "piers," as well as continuing human activity in the area.

There are no vegetated tidal wetlands at the Site or in adjacent shoreline areas. The NYSDEC tidal wetland maps identify all marine aresa adjacent to the Site as littoral zone (LZ) wetlands. The limits of LZ classified tidal wetlands is from MHW to 6 feet below MLW. Bathymetry measurements show that water depths in the majority of the Project Area are greater than 6 feet below MLW. A field investigation conducted in 2020 identified that no tidal wetland vegetation was observed within and/or immediately adjacent to the Site (AECOM, 2023).

Based on measured tidal elevations, areas of NYSDEC Article 25 Tidal Wetlands areas adjacent to the Site are limited to riprap-covered slopes consisting of a layer of bedding stone covering a graded slope, which is then covered with a 3-feet depth of riprap over the entire slope. The bedding and rip rap extend from paved surfaces at the top of slope to water depths greater than the LZ limit. Though these slopes are classified as wetlands, their function to support wetland-dependent species is severely compromised, with available soil limited to sedimentation atop the installed stone. The upland limit of all riprap slopes in the Site ends at an impervious surface (bulkhead and asphalt surface) that has been in existence since the current configuration of the urban port facility in the 1960s; therefore, there is no Adjacent Area associated with these wetlands. The only area of NYSDEC Article 25 Tidal Wetlands that would be affected by the project are on the north side of the 35th Street Pier(AECOM, 2023).

All other intertidal areas adjacent to the Site have been bulkheaded with concrete or metal faces. For all bulkheads, the landward side of the bulkhead shows no evidence of wetland characteristics, and seaward side of the bulkhead is at water depths greater than 6 feet below MLW(AECOM, 2023).

Tidal wetlands in the vicinity of the Site are compromised. Due to coverage by riprap and other fill, the ecological function of tidal wetland habitats and their ability to support any plant or animal species typical of tidal wetland habitats in the region is significantly reduced relative to that of an undisturbed wetland habitat.

There are no mapped or otherwise evident NYSDEC-regulated Article 24 freshwater wetlands or regulated Adjacent Areas for state-freshwater wetlands in the vicinity of the Site (AECOM, 2023).

6.2.2.2 Surrounding Habitat and Cover-types

The land use surrounding the Site is mostly urban, industrial/commercial waterfront and residential areas with several parks and cemeteries. There are also a number of urban, fragmented local or county level parks and vegetated open space areas within the 1.5-

mile radius of the Site. These areas include Bush Terminal Piers Park, Sunset Park, Owls Head Park, Leif Ericson Park, Erie Basin, Coffery Park, Red Hook Park, Louis Valentino, JR Park and Pier, a part of Prospect Park as well as the Green-Wood Cemetery, which has value as open space but is a privately held internment property.

The Green Wood Cemetery is a national historic landmark that was first established in 1838 and covers an estimated 478 acres of land that serves as both a cemetery but also cultural institution and outdoor museum. The cemetery is about 0.5 miles to the southeast of the Site and contains a tree arboretum that support a diverse array of wildlife species tolerant of human encroachment and provides for passive recreation uses. Wildlife species supported by the cemetery include organisms such as fungi, beetles, trees, avian and mammalian species that makes it a recognized ecological complex by NYSDEC. Another park area that is a recognized ecological complex is the Bush Terminal Piers Park. This waterfront park was once a part of a port complex but after being cleaned up, became a public park in 2014. The area includes several baseball and soccer fields as well as intertidal areas along the shoreline of rip rap with the Gowanus Bay.

The SBMT Site has 7 major AOCs for the current field sampling program.:

- A0C-1 was the suspected location of former USTs, located by the entrance on 39th street, where soil sampling previously showed presence of SVOCs.
- AOC-2 is near the corner of 39th street and 2nd Avenue and mostly consists of several vacant/temporary buildings and where soil sampling previously showed traces of PAHs.
- AOC-3 is currently identified as the tower building and Scale house that belonged to DOT. Previous investigations showed elevated PID readings and detections of PCBs.
- AOC-4 is the N Shed, located on the Northeast portion of Pier 39 where soil sampling previously showed detections of PAHs.
- AOC 5 is located on the 33rd Street Pier, where soil sampling previously showed elevated PID readings, and a slight petroleum odor was noted.
- AOC-6 encompasses an area where a sheen was noted on ground water within a test pit during a geotechnical investigation.
- AOC-7 consist of miscellaneous areas of concern where elevated PID readings required further investigation.
- AOC-8 is an area in the northeast corner of the Site where a previously unregistered UST was discovered during a utility locate.

6.2.3 Description of Fish and Wildlife Resources

Fish and wildlife observations were based on qualitative observations made while at the Site by a field biologist while at the Site and based on available on-line public databases.

6.2.3.1 Birds and Mammals

Given the developed nature of the property, on-site observations of wildlife were limited. The avian species that were observed at the Site were passerines including common crows (*Corvus brachyrhynchos*), Canada goose (*Branta canadensis*), rock doves

(*Columba livia*), common grackle (*Quiscalus quiscula*,), red-tailed hawk (*Buteo Jamaicensis*), house sparrow (*Passer domesticus*), herring gull (*Larus argentatus*), laughing gulls (*Leucophaesus atricilla*), ring-billed gull (*Larus delawarensis*) and mallards (*Anas platyhynchos*). These species are known to be tolerant of human encroachment and are commonly encountered in other urban environments. Observations of mammalian species on site were limited to feral cats (*Felis catus*), Virginia opossum (*Didelphis* virginiana), Norway rat (*Rattus norvegicus*) and/or black rat (*Rattus rattus*). These mammals readily adapt to developed areas and are common to urban settings.

Overall, the Site provides low value to the avian community due to the limited vegetation and food resources, as well as overall poor-quality habitat (i.e., paved surfaces and volunteer vegetation) that is common to the harbor waterfront area. The habitat type of the Project Area is common in the vicinity.

6.2.3.2 Marine Fish and Invertebrates

The SBMT Site property borders the Gowanus Bay, a marine environment of the larger NY/NJ Harbor complex. These waters support a variety marine species including marine and estuarine fish and invertebrate species. The rip rap wall that protects the Pier 33 embankment allows for the development of a macrofouling community that currently supports encrusting growths of rockweed (*Fucus vesiculosus*) and acorn barnacles (*Balanus* sp.).

A query of the National Oceanic and Atmospheric Administration (NOAA) Essential Fish Habitat (EFH) Mapper database (Essential Fish Habitat Mapper | NOAA Fisheries inquiry made on March 8, 2023) for the waters of the bay in and around the SBMT property identified the following species and life stages of marine fish and shellfish to occur in vicinity of the project:

Common Name	Scientific Name	Lifestage(s) Found	Common Name	Scientific Name	Lifestage(s) Found
Yellowtail Flounder	*Limanda ferruginea*	Juvenile	Red Hake	*Urophycis chuss*	Adult
Winter Skate	*Leucoraja ocellata*	Adult			Eggs/Larvae/Juvenile
		Juvenile	Longfin Inshore Squid	*Loligo pealeii*	Eggs
Winter Flounder	*Pseudopleuronectes americanus*	Eggs	Little Skate	*Loligo pealeii*	Juvenile
		Juvenile			Adult
		Larvae/Adult	Clearnose Skate	*Raja eglanteria*	Adult

Windowpane Flounder	*Scophthalmus aquosus*	Adult			Juvenile
		Larvae	Bluefish	*Pomatomus saltatrix*	Adult
		Eggs			Juvenile
		Juvenile	Atlantic Herring	*Clupea harengus*	Juvenile
Summer Flounder	*Paralichthys dentatus*	Larvae			Adult
		Juvenile			Larvae
		Adult	Atlantic Butterfish	*Peprilus triacanthus*	Larvae
Silver Hake	*Merluccius bilinearis*	Eggs/Larvae	-	-	-

6.2.3.3 Endangered and Threatened Species and their Habitats

The NYSDEC ERM was consulted for occurrence of state listed endangered, threatened or species of special concern occurrence on the SBMT Site. This review revealed no presence of any state listed plant or animal species on the SBMT Site. A NYSDEC Natural Heritage Program inquiry was made to confirm this finding and a formal response is pending.

The USFWS Information for Planning and Consultation (iPaC) database (IPaC: Home (fws.gov) inquiry made on March 8, 2023) was queried for occurrence of any federally listed endangered, threatened or, species of special concern as occurring on the SBMT Site. The inquiry identified the following species as occurring within the general region:

Common Name	Scientific name	Federal Status
Northern Long-eared Bat	*Myotis septentrionalis*	Threatened
Piping Plover	*Chardrius melodus*	Threatened
Red Knot	*Calidris canutus rufa*	Threatened
Roseate Tern	*Sterna dougallii*	Endangered
Monarch Butterfly	*Danaus plexippus*	Candidate Listing
Seabeach Amaranth	*Amaranthus pumilus*	Threatened

No habitat for any of the species identified in the iPaC query is present on the Site, and therefore no impacts to the identified species are expected. These species are known to occur within the nearby region but currently do not have any potential habitats within the boundaries of the Site and therefore are not expected to occur in the current Site area nor to be impacted by any redevelopment of the current Site.

The Site is in the range of six threatened or endangered species under the jurisdiction of NOAA Fisheries. The protected species under the jurisdiction of NOAA Fisheries with ranges in surface waters adjecnet to the Site are listed below with their associated Federal Register (FR) and Species Recovery Plan citations (AECOM, 2023).

Common Name	Scientific name	Federal Status	Citation
Atlantic Sturgeon	*Acipenser oxyrinchus oxyrinchus*	Endangerd/Threatned	77 FR 5880 and 77 FR 5914; Critical habitat 82 FR 39160)
Shortnose Sturgeon	*Acipenser brevirostrum*	Endangered	32 FR 4001; Recovery plan: NMFS, 1998
Loggerhead Turtle	*Caretta caretta*	Endangered	76 FR 58868; Recovery plan: NMFS and USFWS, 2008; Critical habitat 79 FR 4837
Leatherback Turtle	*Dermochelys coriacea*	Endangered	35 FR 8491; Recovery plan: NMFS and USFWS, 1992
Green Turtle	*Chelonia mydas*	Threatened	81 FR 20057; Recovery plan: NMFS and USFWS, 1991
Kemp's Ridey Turtle	*Lepidochelys kempii*	Endangered	35 FR 18319; Recovery plan: NMFS et al., 2011

6.2.3.4 Migratory Birds

The iPaC database search identified the following migratory bird species as potentially occurring as transient migratory species on a seasonal basis and not as resident to the Site:

Migratory Bird Species Potentially Occurring Around the SBMT Site			
Common Name	**Scientific Name**	**Common Name**	**Scientific Name**
American Oystercatcher	*Haematopus palliatys*	Prairie Warbler	*Dendroica discolor*
Bald Eagle	*Laieaeetys leucocephalus*	Prothonotary Warbler	*Protonotaria citrea*
Black Scoter	*Melanitta nigra*	Purple Sandpiper	*Calidris maritima*
Black Skimmer	*Rynchops niger*	Razorbill	*Alca torda*
Black-billed Cuckoo	*Coccyzus erthrophalmus*	Red Phalarope	*Phalaropus fulicarius*

Migratory Bird Species Potentially Occurring Around the SBMT Site			
Common Name	**Scientific Name**	**Common Name**	**Scientific Name**
Blue Winged Warbler	*Vermivora pinus*	Red-Breasted Merganser	*Mergus serrator*
Bobolink	*Dolichonyx orzivorus*	Red-Headed Woodpecker	*Melanerpes erthrocephalus*
Brown Pelican	*Pelecanus occidentalis*	Red-Necked Phalarope	*Phalaropus lobatus*
Canada Warbler	*Cardellina canadensis*	Red-Throated Loon	*Gavia stellata*
Cerulean Warbler	*Dendroica cerulea*	Ring Billed Gull	*Larus delawarensis*
Chimney Swift	*Chaetura pelagica*	Roseate Tern	*Sterna dougallii*
Common Look	*Gavia immer*	Royal Tern	*Thalasseus maximus*
Eastern Whip-Poor-Will	*Antrostomuc vociferus*	Ruddy Turnstone	*Arenaria interpres morinella*
Golden Eagle	*Aquila chrysaetos*	Rusty Blackbird	*Euphagus carolinus*
Great Shearwater	*Puffinus gravis*	Shortbilled Dowitcher	*Limnodromus griseus*
Hudsonian Godwit	*Luimosa haemastica*	Surg Scoter	*Melanitta perspicillata*
Kentucky Warbler	*Oporornics formosus*	White-Winged Scoter	*Melanitta fusca*
Lesser Yellowlegs	*Tringa flavipes*	Willet	*Tringa semipalmata*
Long Eared Owl	*Asio otus*	Wilson's Storm-Petrel	*Oceanites oceanicus*
Long-Tailed Duck	*Clangula hyemalis*	Wood Thrush	*Hylocichla mustelina*

The migratory bird species are expected to be transient in occurrence on the Project Site. Many of the avian species include waterfowl, shorebirds, gulls, and wading birds would be associated with the intertidal and subtidal waters of the Gowanus Bay

Overall, the Site provides low value to the avian community due to the limited vegetation and food resources, as well as overall poor-quality habitat (i.e., paved surfaces and volunteer vegetation) that is common to the harbor waterfront area. The habitat type of the Project Area is common in the vicinity.

6.2.4 Contaminant Specific Impact Assessment

Results of the Site reconnaissance determined that current Site conditions do not act as important fish and wildlife habitat based on the following observations:

- The Site is covered by impermeable surfaces including concrete slab and asphalt pavement consistent with the existing industrial and commercial use of the Site and its surrounding landscape.
- The Site has no significant terrestrial habitat for wildlife in an otherwise urban land use setting.
- Presence of impervious concrete slabs and asphalt limits the value of the available open space for wildlife.
- The Site is surrounded by a mixture of commercial, light industrial and residential land uses.
- The Site is to be redeveloped for use consistent with its current land use.

Environmental media that are associated with potential exposure of ecological receptors to any Site related contaminants are limited to exposed surface soils (0 to 0.5 ft. below ground surface) present. This is the primary environmental medium that has the potential for terrestrial wildlife to be exposed to contaminants from the former terminal operations at the Site.

6.2.4.1 Contaminants of Concern

Contaminants associated with the industrial use of the Site include a variety of SVOCs and metals which are common anthropogenic contaminants in urban settings.

6.2.4.2 Sources of Contaminants

The Site historically was used as a marine terminal and was subject to routine shipping, handling, and transport operations from moored vessels to land based shipping operations. Structures at the site include the presence of existing operations buildings and associated structures and shipping container storage areas.

6.2.4.3 Potential Pathways of Contaminant Migration and Exposure

The primary environmental media of concern for the exposure of ecological receptors to site-related contaminants is limited to surface soils. Surface water and sediments of the Gowanus Bay are not included as part of this assessment. Surface water and sediment (adjacent to the Site) were evaluated by the Environmental Analysis (EA) (AECOM, 2023).

Common anthropogenic contaminants to urban settings include PAHs and metals. PAHs are hydrophobic and strongly partition to organic matter in solid phase media. PAHs are not expected to bioaccumulate to a significant degree given that most vertebrates can metabolize these compounds at rates that exceed their bioaccumulation potential. associated with this material would have the potential to impact terrestrial ecological receptors. Metals are naturally occurring in soils and non-point anthropogenic urban sources are expected to result in some degree of enrichment by these sources. The Site is covered by impermeable surfaces and direct contact by terrestrial wildlife with soils beneath this cover would be considered incomplete and thus not allow for a complete exposure route for terrestrial receptors to come into contact with soils present.

6.2.5 Criteria- Specific Analysis

While the SBMT Site is almost entirely covered by impermeable surface cover in the form of concrete slab or asphalt, scattered areas of surface soils are present. These areas occur where impermeable cover was compromised resulting in pockets of exposed soils or a linear area of soil cover associated with the pier jetty. These isolated areas supported a sparse vegetative cover consisting of opportunistic plant species tolerant of urban environments. Surface soils were collected from the 0-0.5 ft. bgs interval from 4 locations across the Site (See Section 4-2 and Figure 2-1 for a location and a description of the soil characteristics at the surface soil sample stations). Surface soil samples s were analyzed for VOCs, SVOCs, pesticides/PCBs, TAL metals, PFAS compounds, 1,4-Dioxane and TOC. Analytical data were validated for data usability and determined to be fully usable.

Analytical data were compared to NYSDEC CP-51 Soil Clean up Guidance values for Protection of Ecological Resources (CP-51 / Soil Cleanup Guidance (ny.gov) supplemented by USEPA Ecological Soil Screening Levels (Eco-SSLs) (Interim Ecological Soil Screening Level Documents | US EPA) for select metals and organic compounds. The screening values are conservative threshold levels deemed applicable for initial assessment of exposure and risk to ecological resources. Exceedance of these screening values are not definitive indicators of effects but only identification of chemical constituents for further consideration if a complete exposure route for ecological receptors or resources are present.

Table 6-4 presents the screening criteria- specific analysis for the available surface soil data. Results of the criteria- specific analysis revealed limited exceedances of eco-screening values for high molecular weight PAHs and metals. Most organic constituents remained below detection limits and or available screening values. PAHs and metals are common constituents in urban settings and also to historic fill materials occurring in and around urban and industrial areas.

6.2.6 Summary and Conclusions

A FWIA (Step I A-B and Step II A-C) was completed for the SBMT Site in Brooklyn, NY.

The Site is a former marine terminal with multiple piers located on the Gowanus Bay used historically for military and commercial import and export shipping operations. The Site is currently no longer used for these operations and consists of abandoned buildings and impermeable cover in the form of concrete slab and asphalt pavement.

The SBMT Site is currently slated for redevelopment for industrial and commercial use to serve as a staging facility and operations and maintenance (O&M) base for the offshore wind (OSW) industry for the planned offshore windfarm. The Site will be redeveloped with expected conditions of impermeable cover to remain and or be repaired/replaced for future industrial and commercial uses. Where impermeable is not planned, an engineered cap will be constructed.

Observations of vegetation cover types on-site revealed no significant vegetative cover to exist on the SBMT Site with the exception of small, isolated areas of compromised impermeable cover allowing for opportunistic plant species to become established. These

areas were dominated by a sparse cover of native and invasive herbaceous and woody plant species. No significant habitat was observed to be present on the Site.

Tidal wetlands in the vicinity of the Site are compromised. Due to coverage by riprap and other fill, the ecological function of tidal wetland habitats and their ability to support any plant or animal species typical of tidal wetland habitats in the region is significantly reduced relative to that of an undisturbed wetland habitat.

The most significant habitats observed to be present adjacent to the Site were the Gowanus Bay to the west and the Greenwood Cemetery and Arboretum located approximately 0.5 miles to the east of the property.

The NYSDEC ERM revealed no critical habitats or habitats for endangered or threatened species to be present on the SBMT Site.

The Critical Environmental Pathways Analysis determined that exposure of ecological receptors to the surface soils across the areas of the SBMT Site are incomplete due to the presence of impermeable cover across the Site. This is expected to remain consistent with future land use at the Site.

Criteria- specific analysis for the limited surface soil data available revealed exceedances of PAHs and metals, which are both groups largely attributed to the urban and industrial setting of the Site and the surrounding land use in the area.

6.2.7 Conclusion of the FWIA Analysis

No significant terrestrial habitat is present on the SBMT Site. The Site is covered by impermeable surfaces including concrete slab and asphalt pavement and future land use is expected to remain consistent with current industrial/commercial uses. The current and future impermeable cover/cap across the site renders the surface soil exposure pathway incomplete for ecological receptors. Detection of common anthropogenic contaminants including PAHs and metals are typical to the urban setting of the Site and the surrounding landscape, however, exposure to these contaminants is rendered incomplete by the existing cover and lack of habitat to support significant ecological resources.

Due to coverage by riprap and other fill, the ecological function of tidal wetland habitats and their ability to support any plant or animal species typical of tidal wetland habitats in the region is significantly reduced relative to that of an undisturbed wetland habitat.

There is no evidence of impacts to off-site habitats - the Gowanus Bay or the Greenwood Cemetery and Arboretum. Based on the FWIA evaluation no significant impacts to ecological resources are associated with the SBMT property.

7.0 Summary and Conclusions

Soil, groundwater, and soil vapor samples were collected during the RI to define the nature and extent of Manufactured Gas Plant (MGP)-related impacts to soil and groundwater at the Site. A summary of the findings and conclusions are presented below.

7.1 Surface Soil

Four surface soil samples and a blind duplicate were collected during the RI from the interval 0 to 6 inches bgs or below surface cover. The soil samples were collected for development of the QHHEA and FWIA. The surface soil samples were analyzed for TCL VOCs, TCL SVOCs, TAL Metals, TOC, PCBs, PFAS, and Cn. In addition, 25% of the samples were analyzed for pesticides. SVOCs were detected in all the surface soil samples. Samples SBMT-SS-01 and SBMT-SS-02 contained exceedances of NYSDEC Industrial criteria for benzo(a)pyrene ranging from 3.74 to 4.49 mg/kg, respectively. The blind duplicate (SBMT-SS-03) also contained an exceedance of benzo(a)pyrene at 1.56 mg/kg. There were exceedances of the NYSDEC PG criteria for several PAHs.

There were no exceedances of NYSDEC Industrial or PG criteria SCOs for VOCs, pesticides, PCBs, and metals. There were no exceedances of NYSDEC Industrial guidance or NYSDEC PG criteria SCOs for PFOA compounds.

Based on the qualitative and quantitative results of the RI, further investigation of surface soil is not recommended. The limited potential exists for exposure of current and future receptors to the detected contaminants in surface soil. Based on the QHHEA, the exposure to surface soil would be insignificant and the presence of asphalt and gravel ground cover minimizes the potential for exposure.

7.2 Subsurface Soil

One hundred and seventeen subsurface soil samples (including field duplicates) were collected during the RI from intervals identified in the field during field screening of the soil borings. The subsurface soil samples were analyzed for TCL VOCs, TCL SVOCs, TAL Metals, TOC, PCBs, PFAS, 1,4-Dioxane, and Cn. In addition, 25% of the samples were analyzed for pesticides.

Analytical results indicate no VOCs were observed to exceed NYSDEC Industrial criteria. Five VOC parameters, acetone, (0.104-0.068 mg/kg), benzene (0.503-1.96 mg/kg), ethylbenzene (2.13 mg/kg), toluene (2.53 mg/kg), and xylene (total) (1.7-5.3 mg/kg) exceeded the NYSDEC PG SCOs.

Thirty-one subsurface soil samples contained measurable concentrations of one or more PFAS compounds above their respective detection limits. Comparison of analytical results to NYSDEC Guidance (November 2022) for PFOA and PFOS parameters shows no exceedances of the Industrial SCOs or NYSDEC PG SCOs for either parameter.

SVOCs were detected in all but six subsurface soil samples collected at the Site. Exceedances of NYSDEC Industrial SCOs were noted in 25 soil boring locations and a duplicate. Exceedances were observed for benzo(a)pyrene (21.1 J-467 mg/kg), benzo(a)anthracene (14.200 to 398 mg/kg), benzo(b)fluoranthene (14.7-554 mg/kg),

benzo(k)fluoranthene (157 mg/kg), dibenzo(a,h)anthracene (1.59-52.1 mg/kg), fluoranthene (1,230 mg/kg) and indeno(1,2,3-cd)pyrene (13.3 J-299 mg/kg) compounds. These PAHs, as well as chrysene and naphthalene also exceeded NYSDEC PG SCOs.

Pesticides were detected in 38 samples, but all were below NYSDEC Industrial and PG SCOs. Pesticides detected included Dieldrin, 4,4'-DDD, 4,4'-DDE, 4,4'-DDT, Endosulfan sulfate, Endosulfan-II, Heptachlor epoxide, alpha-Chlordane, and gamma-Chlordane.

PCBs were detected in 10 samples, with total aroclors all below NYSDEC Industrial and PG SCOs.

Metals were detected in every subsurface soil sample submitted for analysis. However, many of these were commonly occurring metals that are likely background (e.g., iron and potassium). Arsenic exceedances of NYSDEC Industrial SOCs were observed in 13 samples. Arsenic exceedance concentrations ranged from 17.2 to 33.3 mg/kg (criterion is 16 mg/kg). NYSDEC Industrial SCO exceedances were also noted for lead (SBMT-SB-10-06-08 and SBMT-SB-CS-R-03-05) and mercury (6.8-1,220 mg/kg) from four sample locations . The NYSDEC Industrial criterion SCO for mercury is 5.7 mg/kg. These samples as well as barium, selenium, zinc all exceeded the NYSDEC PG criteria.

Visual and olfactory impacts were observed in some of the subsurface soil samples collected from the Site during the RI. Visual and olfactory impacts were observed at borings located on the Site. These impacts included naphthalene odor (SB-07), organic odors (SB-04, SB-06, SB-08, SB-09, SB-16, SB-27, SB-31) and petroleum odor (SB-29, SB-41, SB-42, SB-43, SB-44, SB-45, SB-48, SB-49, and CS-D). A sheen was observed in boring CS-D. VOCs exceeding PG SCOs only were noted in SB-42. VOCs and SVOCs exceeding PG SCOs were noted in SB-07, SB-09 SB-41. SVOCs exceeding Industrial SCOs were noted in SB-27, SB-41, SB-45, SB-48, and CS-D. SVOCs exceeding both Industrial SCOs and PG SCOs were noted in SB-49.

The potential exists for exposure of receptors to impacted subsurface soils. However, based on the QHHEA, the exposure to subsurface soil would be insignificant, as only a small number of SVOCs were present above screening levels, and the presence of asphalt ground cover minimizes the potential for exposure. Furthermore, the potential for exposure can be mitigated with institutional controls or by placement of a cap.

7.3 Groundwater

One round of groundwater samples was collected from MW-01 through MW-10 on February 8 and February 9, 2023 and a second round collected on July 14, 2023 only for metals analysis (total and dissolved) for monitoring wells MW-8 and MW-9. Discrete groundwater samples were collected from each monitoring well using low-flow sampling techniques. Groundwater samples were analyzed for TCL VOCs, TCL SVOCs, TAL Metals, TOC, PCBs, 1,4-dioxane, and PFAS. In addition, 25% of the samples were analyzed for pesticides.

VOC compounds were detected in groundwater samples collected from three monitoring wells: MW-06, MW-08, and MW-09. Benzene was detected at concentrations above the

NYSDEC standard in a groundwater sample from SBMT-MW-06 and chloroform was detected at concentrations above the NYSDEC standard in a trip blank.

SVOCs were detected above criteria values in the groundwater samples collected from two monitoring wells (MW-02 and MW-08). Five SVOCs were detected above NYSDEC standards and guidance values in groundwater samples collected from MW-02 and MW-08. Benzo(a)anthracene (0.75 J-3 µg/L), benzo(b)fluoranthene (0.72 J-3.6 µg/L), benzo(k)fluoranthene (0.28 J-1.6 µg/L), chrysene (0.62 J-2.8 µg/L), and indeno(1,2,3-cd)pyrene (0.53 J-2.3 µg/L) were all detected above their respective NYSDEC standards and guidance values.

Pesticides were detected in only two monitoring wells, MW-04 and MW-08. No parameters exceeded the NYSDEC standards and guidance values.

The VOC, SVOC, and pesticides analytical results indicate groundwater is impacted by concentrations of VOCs, SVOCs, and pesticides in soils at discrete areas of the Site.

Metals were detected above AWQSGVs in every groundwater sample collected. Exceedances were noted for arsenic, barium, beryllium, cadmium, iron, lead, magnesium, manganese, mercury, and sodium. Additional groundwater sampling fromMW-8 in July 2023 indicated that total concentrations of lead (58 µg/L) and magnesium (52,900 µg/L) exceeded AWQSGVs. Dissolved concentrations of beryllium (3.5 µg/L) and magnesium (75,200 µg/L) exceeded AWQSGVs. Additional groundwater sampling from MW-09 in July 2023 indicated that total concentrations of arsenic (28.6 µg/L), cadmium (7.3 µg/L), iron (17,900 µg/L), manganese (2,030 µg/L) and mercury (8.3 ng/L) exceeded AWQSGVs. Dissolved concentrations of arsenic (34.9 µg/L), cadmium (7 µg/L), iron (17,600 µg/L), manganese (2,510 µg/L) and mercury (0.96 ng/L) exceeded AWQSGVs.

7.4 Soil Vapor

Eight soil vapor samples were collected from soil vapor points SBMT-SV-01 through SV-08, installed at the Site to quantify soil vapor concentrations. The soil vapor samples were analyzed via USEPA method TO-15. The ambient air sample had a total of 15 detections for various parameters including benzene, dichlorodifluoromethane, tetrachloroethylene, toluene, and xylene. No VOC detections were correlated to exceedances identified in soil samples collected from the Site. Therefore, no further investigation of soil vapor is necessary in conjunction with the former MGP Site.

7.5 Qualitative Human Health Exposure Assessment

A QHHEA was performed to evaluate the potential exposure pathways for human receptors relative to the contaminants identified for each impacted exposure media, given the current and potential future use of the Site.

The possibility exists for certain people identified in this QHHEA who must access the Site in the future to be exposed to SVOCs and metals in soil; VOCs, pesticides, and metals in groundwater; and VOCs in soil vapor via direct and indirect contact. However, there are no complete exposure pathways due to a cap and groundwater restrictions in current and future Site conditions, and a HASP will be in place during remediation and construction activities.

7.6 Fish and Wildlife Impact Analysis

No significant terrestrial habitat is present on the SBMT Site. The Site is covered by impermeable surfaces including concrete slab and asphalt pavement and future land use is expected to remain consistent with current industrial/commercial uses. The current and future impermeable cover/cap across the site renders the surface soil exposure pathway incomplete for ecological receptors. Detection of common anthropogenic contaminants including PAHs and metals are typical to the urban setting of the Site and the surrounding landscape, however, exposure to these contaminants is rendered incomplete by the existing cover and lack of habitat to support significant ecological resources.

Due to coverage by riprap and other fill, the ecological function of tidal wetland habitats and their ability to support any plant or animal species typical of tidal wetland habitats in the region is significantly reduced relative to that of an undisturbed wetland habitat.

There is no evidence of impacts to off-site habitats - the Gowanus Bay or the Greenwood Cemetery and Arboretum.

Based on the FWIA evaluation no significant impacts to ecological resources are associated with the SBMT property.

7.7 Recommendations

Sufficient data have been obtained during the RI to evaluate potential remedial options.

8.0 References

AECOM. 2018. Subsurface Exploration Report, 269 37th Street, Brooklyn, New York.

AECOM. 2018a. Phase I Environmental Site Assessment, South Brooklyn Marine Terminal, Second Avenue between 33rd and 39th Streets, Brooklyn, New York.

AECOM. 2018b. Phase II Limited Site Investigation Results Report, South Brooklyn Marine Terminal.

AECOM, 2023. Environmental Analysis of the South Brooklyn Marine Terminal Port Infrastructre Improvement Project.

Baskerville, Charles A., et al. 1989. The Geology and Engineering Geology of the New York Metropolitan Area, Field Trip Guidebook T361, prepared for the 28th International Geological Congress, and the Geologic Map of New York City, dated 1989.

Brock, P.C., & Brock, P.W. (2012). "Bedrock Geology of New York City: More than 600 m.y. of geologic history" Field Guide for Long Island Geologists Field Trip, October 27, 2001.Cadwell, D.H., and E.H. Muller. 1986. New York Glacial Geology, USA. In: *Developments of Quaternary Geology*. Ed. J. Ehlers and P.L. Gibbard. Elsevier, Vol.2, Part B., pp. 201-205.

Foster, D.R., Motzkin, G., Interpreting and Conserving the Openland Habitats of Coastal New England: Insights from Landscape History, Forest Ecology and Management, Vol. 185, Issues 12 Elsevier, November, 2003.

TRC (TRC Companies). 2004, Supplemental Site Investigation Report, South Brooklyn Marine Terminal, Brooklyn, New York.

TRC. 2019 Phase II Environmental Site Investigation (ESI) Summary Report. NYCEDC – South Brooklyn Marine Terminal.

NYSDEC (New York State Department of Environmental Conservation). 2010. CP-51/Soil Cleanup Guidance. October 21, 2010. (https://www.dec.ny.gov/docs/remediation_hudson_pdf/cpsoil.pdf)

NYSDEC. 2010. DER-10 Technical Guidance for Site investigation and Remediation. May 3, 2010. (http://www.dec.ny.gov/regulations/67386.html).

NYSDOH (New York State Department of Health). 2006. Guidance for Evaluating Soil Vapor Intrusion in the State of New York. October 2006, updated August 2015, and September 2013. (https://www.health.ny.gov/environmental/investigations/soil_gas/svi_guidance/).

FIGURES

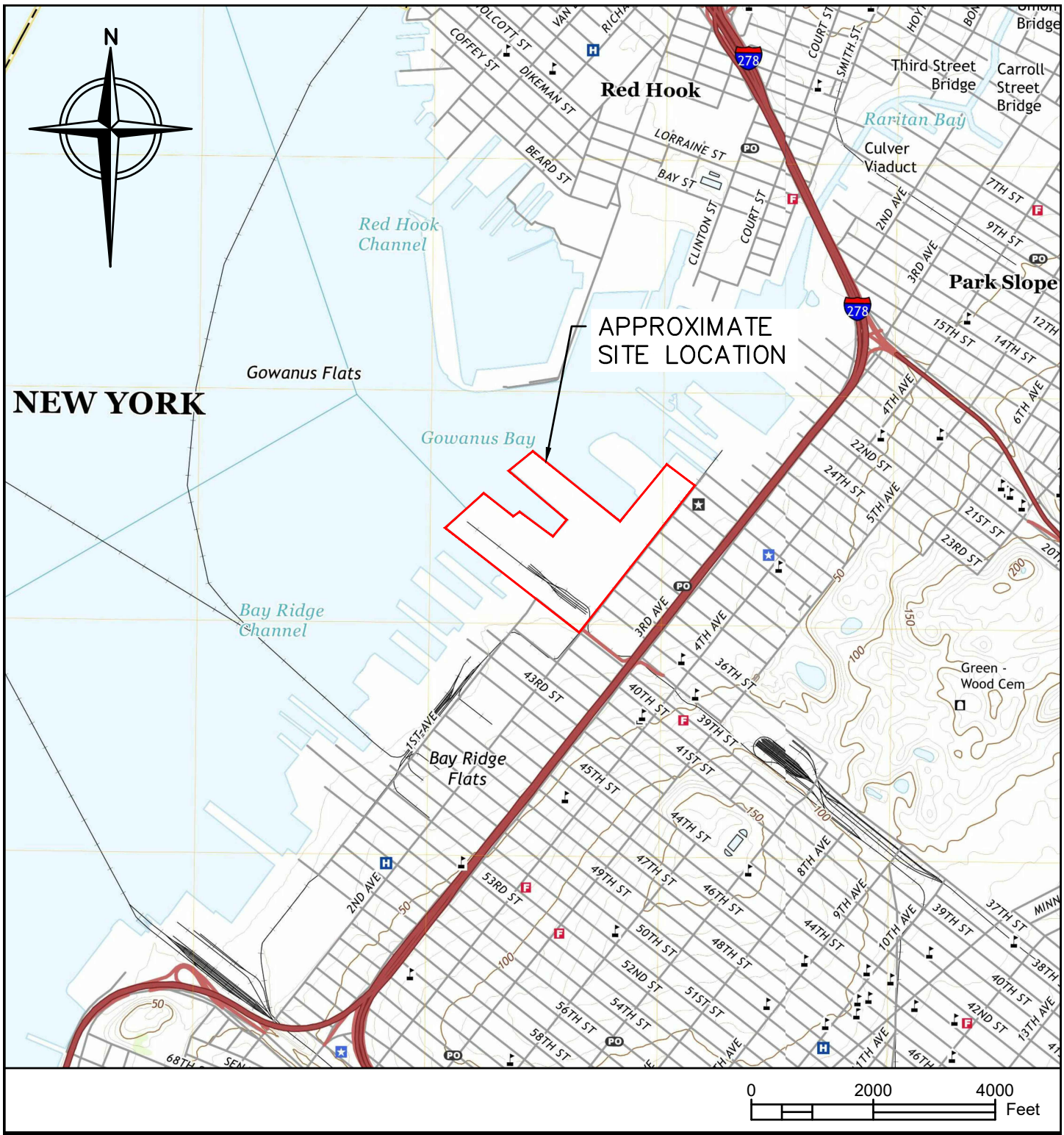

TETRA TECH

TETRA TECH, INC.
6 CENTURY DRIVE, SUITE 3
PARSIPPANY, NJ 07054
(973) 630-8000

FIGURE 1-1

SITE LOCATION MAP

SOUTH BROOKLYN MARINE TERMINAL
269 37th STREET
BROOKLYN, NY 11232

DEC Site No. C224360

SBMT ASSET LLC
&
EMPIRE OFFSHORE WIND LLC



LEGEND

- PROJECT AREA
- PARCEL BOUNDARIES
- NYCDEP STORMWATER EASEMENT
- AOC BOUNDARY

N

0 120 240 Feet

TETRA TECH

STAMP:

DRAFT
NOT FOR CONSTRUCTION

SOUTH BROOKLYN MARINE TERMINAL
NYSDEC SITE NO.: C224360
SBMT ASSET LLC & EMPIRE OFFSHORE WIND LLC
269 37TH STREET
BROOKLYN, NY 11232

PROJECT NUMBERS:
194-1247-0003

SHEET TITLE:
SITE LOCATION MAP WITH AREAS OF CONCERN

SHEET SIZE:
ARCH "D"
24" X 36" (610 x 914)
0 ½" 1"

THIS DOCUMENT IS THE PROPERTY OF TETRA TECH WHO HAS UNLIMITED RIGHTS. THIS DOCUMENT IS PROVIDED UPON CONDITION THAT IT WILL NEITHER BE REPRODUCED, COPIED, OR ISSUED TO A THIRD PARTY AND WILL BE USED SOLELY FOR THE ORIGINAL INTENDED PURPOSE.

NO.	REVISION	DATE	INIT.

DATE: 11/6/2023
DRAWN BY:
ENGINEER:
APPROVED BY:

PROJECT PHASE:
N/A

SCALE:
1" = 120'

SHEET NO.:
FIGURE 1-2

P:_Local Projects\SBMT\New Figures\SBMT Figures.dwg

Printed: 11/6/2023 7:55 AM

Soil Boring Location	TT-SB-38
Laboratory Sample ID	JD36272-1
Sample Depth in feet bgs	7.5-9.5
Sampling Date	12/6/2021
Semi Volatile Organic Compounds (ug/kg)	
Benzo(a)pyrene	1130

Soil Boring Location	TT-SB-39
Laboratory Sample ID	JD36272-2
Sample Depth in feet bgs	6.5-8.5
Sampling Date	12/6/2021
Semi Volatile Organic Compounds (ug/kg)	
Benzo(a)pyrene	1300

Soil Boring Location	TT-SB-40
Laboratory Sample ID	JD36272-3
Sample Depth in feet bgs	6.0-8.0
Sampling Date	12/6/2021
Semi Volatile Organic Compounds (ug/kg)	
Benzo(a)pyrene	1970

Soil Boring Location	TT-SB-05
Laboratory Sample ID	JD35782-1
Sample Depth in feet bgs	6.5-8.5
Sampling Date	11/19/2021
Semi Volatile Organic Compounds (ug/kg)	
Benzo(a)pyrene	1160

Soil Boring Location	TT-SB-07
Laboratory Sample ID	JD35782-4
Sample Depth in feet bgs	6.0-8.0
Sampling Date	11/22/2021
Semi Volatile Organic Compounds (ug/kg)	
Benzo(a)pyrene	1850

Location ID	TT-SB-06GW
Laboratory Sample ID	JD36309-2A
Sampling Date	12/7/2021
Metals (ug/L)	
Manganese	6880

Location ID	TT-SB-13GW
Laboratory Sample ID	JD36309-1
Sampling Date	12/7/2021
Semi Volatile Organic Compounds (ug/L)	
Benzo(a)anthracene	0.76 J
Benzo(b)fluoranthene	0.90 J
Benzo(k)fluoranthene	0.38 J
Chrysene	0.64 J
Indeno(1,2,3-cd)Pyrene	0.57 J

Location ID	TT-SB-02GW
Laboratory Sample ID	JD36309-3
Sampling Date	12/7/2021
Metals (ug/L)	
Manganese	2210

Soil Boring Location	TT-SB-12
Laboratory Sample ID	JD35850-2
Sample Depth in feet bgs	7.0-9.0
Sampling Date	11/24/2021
Semi Volatile Organic Compounds (ug/kg)	
Benzo(a)pyrene	9330

Soil Boring Location	SDUP-02 (TT-SB-24)
Laboratory Sample ID	JD36084-5
Sample Depth in feet bgs	6.5-8.5
Sampling Date	12/1/2021
Semi Volatile Organic Compounds (ug/kg)	
Benzo(a)pyrene	1560

Soil Boring Location	TT-SB-13
Laboratory Sample ID	JD35939-1
Sample Depth in feet bgs	7.5-9.5
Sampling Date	11/29/2021
Semi Volatile Organic Compounds (ug/kg)	
Benzo(a)pyrene	9080
Dibenzo(a,h)anthracene	1530

Location ID	TT-SB-23GW
Laboratory Sample ID	JD36297-6
Sampling Date	12/7/2021
Metals (ug/L)	
Arsenic	66.6
Beryllium	7.1
Chromium	140
Manganese	10700
Nickel	206

Location ID	TT-SB-31GW
Laboratory Sample ID	JD36297-1
Sampling Date	12/6/2021
Semi Volatile Organic Compounds (ug/L)	
Benzo(a)anthracene	0.47 J
Benzo(b)fluoranthene	0.61 J
Benzo(k)fluoranthene	0.21 J
Chrysene	0.37 J
Indeno(1,2,3-cd)Pyrene	1.1

Location ID	TT-SB-20GW
Laboratory Sample ID	JD36297-4
Sampling Date	12/6/2021
Metals (ug/L)	
Antimony	6.2
Manganese	4550

Location ID	TT-SB-30GW
Laboratory Sample ID	JD36297-2
Sampling Date	12/6/2021
Semi Volatile Organic Compounds (ug/L)	
Indeno(1,2,3-cd)Pyrene	0.73 J
Metals (ug/L)	
Manganese	2770

Location ID	TT-SB-27GW
Laboratory Sample ID	JD36297-3
Sampling Date	12/6/2021
Metals (ug/L)	
Manganese	2150

LEGEND

- TETRA TECH SOIL BORING AND SOIL VAPOR SAMPLE
- TETRA TECH SOIL SAMPLE LOCATION
- TETRA TECH SOIL BORING AND GROUNDWATER GRAB SAMPLE
- TRC SOIL SAMPLE
- AECOM SOIL SAMPLE
- PROJECT AREA
- PARCEL BOUNDARIES

GENERAL NOTES

1. FEET BGS = FEET BELOW THE GROUND SURFACE
2. NE = NO EXCEEDANCE
3. SCO - SOIL CLEANUP OBJECTIVE
4. ug/kg = MICROGRAMS PER KILOGRAM
5. ug/L = MICROGRAMS PER LITER
6. mg/kg = MILLIGRAMS PER KILOGRAM
7. J - INDICATES AN ESTIMATED VALUE
8. SOIL EXCEEDANCES REFERENCE THE NEW YORK SCO-INDUSTRIAL W/CP-51 (10/10) (6 NYCRR 375-612/06) SCREENING CRITERIA.
9. GROUNDWATER EXCEEDANCES REFERENCE THE NEW YORK STATE DEPARTMENT OF ENVIRONMENTAL CONSERVATION (NYSDEC) AMBIENT WATER QUALITY STANDARDS AND GUIDANCE VALUES.
10. TETRA TECH SAMPLE LOCATIONS REFERENCE "FIGURE 2 - SOIL, GROUNDWATER, VAPOR AND AIR SAMPLING LOCATIONS, SOUTH BROOKLYN MARINE TERMINAL, SOUTH BROOKLYN, NY" DRAWING PREPARED BY TETRA TECH IN JANUARY 2022.
11. SAMPLE LOCATIONS REFERENCE THE "SAMPLE LOCATION PLAN" PREPARED BY TRC IN AUGUST 2019.
12. AECOM SAMPLE LOCATIONS REFERENCE "FIGURE 4, ANALYTICAL RESULTS- SURFACE AND SUBSURFACE SOIL SAMPLES" MAP PREPARED BY AECOM IN DECEMBER 2018.
13. TAX PARCEL INFORMATION REFERENCES THE NEW YORK CITY DEPARTMENT OF FINANCE DIGITAL TAX MAP, ACCESSED ON 1/21/2022.

N

0 120 240 Feet

equinor

EQUINOR WIND US LLC
120 LONG RIDGE ROAD, SUITE 3EO1
STAMFORD, CT 06902

TETRA TECH

STAMP:

DRAFT
NOT FOR CONSTRUCTION

SOUTH BROOKLYN MARINE TERMINAL
NYSDEC SITE NO.: C224360
SBMT ASSET LLC & EMPIRE OFFSHORE WIND LLC
269 37TH STREET
BROOKLYN, NY 11232

PROJECT NUMBERS:
194-1247-0003

SHEET TITLE:
PHASE II ESA
SOIL AND GROUNDWATER SAMPLING LOCATIONS

SHEET SIZE:
ARCH "D"
24" X 36" (610 x 914)
0 ½" 1"

THIS DOCUMENT IS THE PROPERTY OF TETRA TECH WHO HAS UNLIMITED RIGHTS. THIS DOCUMENT IS PROVIDED UPON CONDITION THAT IT WILL NEITHER BE REPRODUCED, COPIED, OR ISSUED TO A THIRD PARTY AND WILL BE USED SOLELY FOR THE ORIGINAL INTENDED PURPOSE.

NO.	REVISION	DATE	INIT.

DATE:	1/19/2022
DRAWN BY:	MN
ENGINEER:	MN
APPROVED BY:	RC

PROJECT PHASE: N/A

SCALE: 1" = 120'

SHEET NO.: FIGURE 1-3

\\tt.local\gfs\US\Volume3\Legacy\tts119fs2\CES\Projects\Equinor\Brownfields\SBMT\Phase II Investigation\Sample Location Plan\SBMT Results Comparison Map-Sheet-2.dwg
Printed: 1/21/2022 1:06 PM

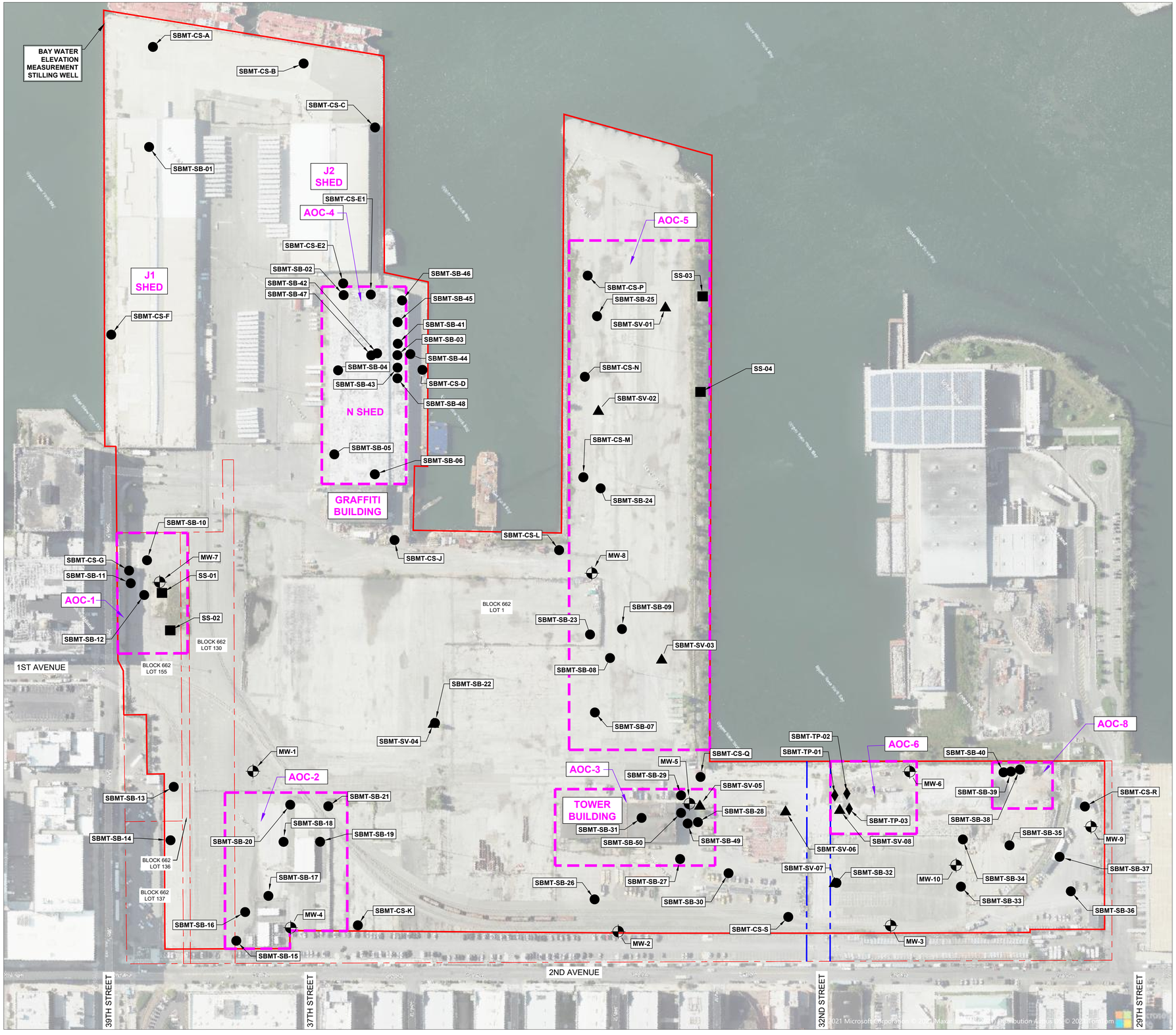

LEGEND

- COMPLETED SOIL BORINGS
- COMPLETED MONITORING WELL LOCATIONS
- COMPLETED SOIL VAPOR LOCATION
- COMPLETED TEST PIT LOCATION
- COMPLETED SURFACE SOIL SAMPLE LOCATION
- PROJECT AREA
- PARCEL BOUNDARIES
- NYCDEP STORMWATER EASEMENT
- AOC BOUNDARY

N

0 120 240 Feet

TETRA TECH

STAMP:

DRAFT
NOT FOR CONSTRUCTION

SOUTH BROOKLYN MARINE TERMINAL
NYSDEC SITE NO.: C224360
SBMT ASSET LLC & EMPIRE OFFSHORE WIND LLC
269 37TH STREET
BROOKLYN, NY 11232

PROJECT NUMBERS:
194-1247-0003

SHEET TITLE:
SOIL BORING, MONITORING WELL, SOIL VAPOR, SURFACE SOIL, AND TEST PIT SAMPLE LOCATIONS

SHEET SIZE:
ARCH "D"
24" X 36" (610 x 914)

0 ½" 1"

THIS DOCUMENT IS THE PROPERTY OF TETRA TECH WHO HAS UNLIMITED RIGHTS. THIS DOCUMENT IS PROVIDED UPON CONDITION THAT IT WILL NEITHER BE REPRODUCED, COPIED, OR ISSUED TO A THIRD PARTY AND WILL BE USED SOLELY FOR THE ORIGINAL INTENDED PURPOSE.

NO.	REVISION	DATE	INIT.

DATE: 11/6/2023
DRAWN BY:
ENGINEER:
APPROVED BY:

PROJECT PHASE:
N/A

SCALE:
1" = 120'

SHEET NO.:
FIGURE 2-1

P:_Local Projects\SBMT\New Figures\SBMT Figures.dwg
Printed: 11/6/2023 7:51 AM

LEGEND

- COMPLETED MONITORING WELL LOCATIONS
- MONITORING WELL LOCATIONS USED FOR TIDAL STUDY
- 1.65 WATER LEVEL ELEVATION
- GROUNDWATER FLOW DIRECTION
- GROUNDWATER CONTOUR
- INFERRED GROUNDWATER CONTOUR

NOTE:

ALL ELEVATIONS ARE FEET ABOVE MEAN SEA LEVEL

N

0 120 240 Feet

TETRA TECH

STAMP:

DRAFT
NOT FOR CONSTRUCTION

SOUTH BROOKLYN MARINE TERMINAL
NYSDEC SITE NO.: C224360
SBMT ASSET LLC & EMPIRE OFFSHORE WIND LLC
269 37TH STREET
BROOKLYN, NY 11232

PROJECT NUMBERS:
194-1247-0003

SHEET TITLE:
GROUNDWATER ELEVATION CONTOUR MAP

FEBRUARY 8, 2023

SHEET SIZE:
ARCH "D"
24" X 36" (610 x 914)
0 ½" 1"

THIS DOCUMENT IS THE PROPERTY OF TETRA TECH WHO HAS UNLIMITED RIGHTS. THIS DOCUMENT IS PROVIDED UPON CONDITION THAT IT WILL NEITHER BE REPRODUCED, COPIED, OR ISSUED TO A THIRD PARTY AND WILL BE USED SOLELY FOR THE ORIGINAL INTENDED PURPOSE.

NO.	REVISION	DATE	INIT.

DATE: 3/8/2023
DRAWN BY:
ENGINEER:
APPROVED BY:

PROJECT PHASE: N/A

SCALE: 1" = 120'

SHEET NO.:
FIGURE 3-1

C:\Users\ricky.gifford\Documents_Local Projects\SBMT\New Figures\SBMT Figures.dwg
Printed: 8/21/2023 2:49 PM

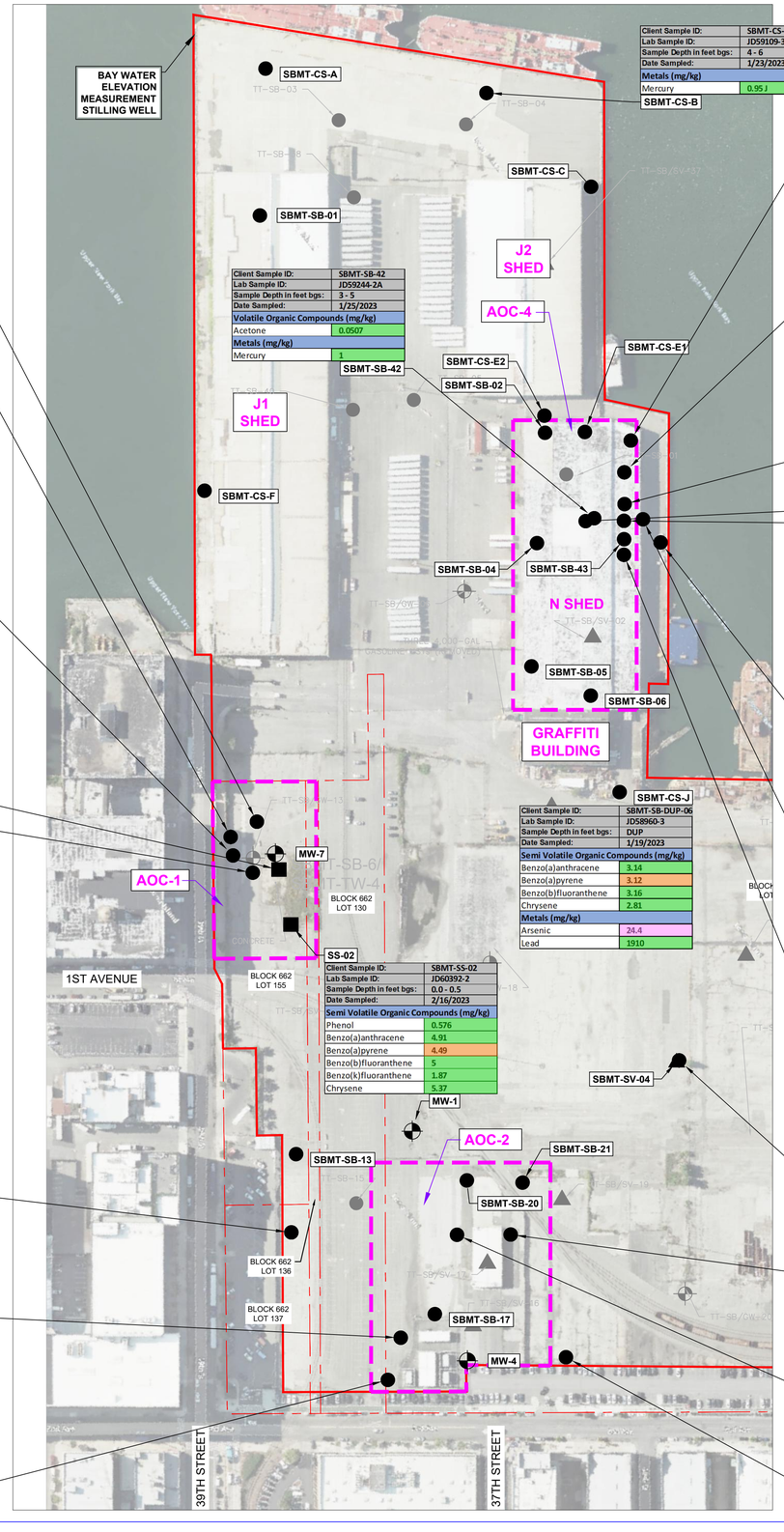

Client Sample ID:	SBMT-CS-B
Lab Sample ID:	JD59109-3
Sample Depth in feet bgs:	4 - 6
Date Sampled:	1/23/2023
Metals (mg/kg)	
Mercury	0.95 J

SBMT-CS-B

Client Sample ID:	SBMT-SB-46
Lab Sample ID:	JD59284-3
Sample Depth in feet bgs:	7.5 - 9.5
Date Sampled:	1/26/2023
Semi Volatile Organic Compounds (mg/kg)	
Fluoranthene	1230
Indeno(1,2,3-cd)pyrene	299
Naphthalene	143 J

SBMT-SB-46

Client Sample ID:	SBMT-SB-45
Lab Sample ID:	JD59284-2
Sample Depth in feet bgs:	7.5 - 9.5
Date Sampled:	1/26/2023
Semi Volatile Organic Compounds (mg/kg)	
Benzo(a)anthracene	2.64
Benzo(a)pyrene	2.46
Benzo(b)fluoranthene	2.25
Chrysene	2.57
Naphthalene	701

SBMT-SB-45

Client Sample ID:	SBMT-SB-41
Lab Sample ID:	JD59244-1
Sample Depth in feet bgs:	7.5 - 9.5
Date Sampled:	1/25/2023
Volatile Organic Compounds (mg/kg)	
Acetone	0.104
Semi Volatile Organic Compounds (mg/kg)	
Benzo(a)anthracene	1.69
Benzo(a)pyrene	1.53
Chrysene	1.73

SBMT-SB-41

Client Sample ID:	SBMT-SB-47
Lab Sample ID:	JD59284-4
Sample Depth in feet bgs:	8 - 10
Date Sampled:	1/26/2023
Semi Volatile Organic Compounds (mg/kg)	
Benzo(a)anthracene	56
Benzo(a)pyrene	50.7
Benzo(b)fluoranthene	42.2
Benzo(k)fluoranthene	13.9
Chrysene	53.3
Dibenzo(a,h)anthracene	7.91
Indeno(1,2,3-cd)pyrene	23.3
Naphthalene	51.9
Metals (mg/kg)	
Lead	639

SBMT-SB-47

SBMT-SB-03

Client Sample ID:	SBMT-SB-03
Lab Sample ID:	JD57017-1
Sample Depth in feet bgs:	6.5 - 8.5
Date Sampled:	12/8/2022
Semi Volatile Organic Compounds (mg/kg)	
Benzo(a)anthracene	31.4
Benzo(a)pyrene	30.4 J
Benzo(b)fluoranthene	30.7 J
Benzo(k)fluoranthene	12.9 J
Chrysene	30.4
Dibenzo(a,h)anthracene	4.95 J
Indeno(1,2,3-cd)pyrene	18.8 J
Metals (mg/kg)	
Mercury	0.95 J
Client Sample ID:	SBMT-SB-03
Lab Sample ID:	JD57017-2
Sample Depth in feet bgs:	13 - 15
Date Sampled:	12/8/2022
Semi Volatile Organic Compounds (mg/kg)	
Benzo(a)anthracene	16.2
Benzo(a)pyrene	21.1 J
Benzo(b)fluoranthene	21 J
Benzo(k)fluoranthene	9.05 J
Chrysene	17.4
Dibenzo(a,h)anthracene	3.34 J
Indeno(1,2,3-cd)pyrene	13.3 J

Client Sample ID:	SBMT-CS-D
Lab Sample ID:	JD59158-1
Sample Depth in feet bgs:	7 - 9
Date Sampled:	1/24/2023
Semi Volatile Organic Compounds (mg/kg)	
Benzo(a)anthracene	1.64
Benzo(a)pyrene	1.89
Benzo(b)fluoranthene	1.88
Chrysene	1.52

SBMT-CS-D

Client Sample ID:	SBMT-SB-44
Lab Sample ID:	JD59284-1
Sample Depth in feet bgs:	6.5 - 8.5
Date Sampled:	1/26/2023
Semi Volatile Organic Compounds (mg/kg)	
Benzo(a)anthracene	1.46
Benzo(a)pyrene	1.5
Chrysene	1.3

SBMT-SB-44

Client Sample ID:	SBMT-SB-48
Lab Sample ID:	JD59391-1
Sample Depth in feet bgs:	8 - 10
Date Sampled:	1/27/2023
Semi Volatile Organic Compounds (mg/kg)	
Benzo(a)anthracene	3.24
Benzo(a)pyrene	2.97
Benzo(b)fluoranthene	3.02
Chrysene	3.31

SBMT-SB-48

Client Sample ID:	SBMT-SB-22
Lab Sample ID:	JD57650-4
Sample Depth in feet bgs:	13 - 15
Date Sampled:	12/21/2022
Semi Volatile Organic Compounds (mg/kg)	
Benzo(a)anthracene	1.13
Benzo(a)pyrene	1.17
Chrysene	1.06

SBMT-SB-22

Client Sample ID:	SBMT-SB-19
Lab Sample ID:	JD57610-5
Sample Depth in feet bgs:	5 - 7
Date Sampled:	12/20/2022
Metals (mg/kg)	
Lead	474 J

SBMT-SB-19

Client Sample ID:	SBMT-SB-18
Lab Sample ID:	JD57610-4
Sample Depth in feet bgs:	13 - 15
Date Sampled:	12/20/2022
Metals (mg/kg)	
Mercury	6.8

SBMT-SB-18

Client Sample ID:	SBMT-CS-K
Lab Sample ID:	JD59042-1
Sample Depth in feet bgs:	3 - 5
Date Sampled:	1/20/2023
Metals (mg/kg)	
Arsenic	17.2
Lead	1280

SBMT-CS-K

Client Sample ID:	SBMT-SB-10
Lab Sample ID:	JD57412-1
Sample Depth in feet bgs:	6 - 8
Date Sampled:	12/15/2022
Semi Volatile Organic Compounds (mg/kg)	
Benzo(a)anthracene	2.1
Benzo(a)pyrene	2.18
Benzo(b)fluoranthene	2.12
Chrysene	2.2
Dibenzo(a,h)anthracene	0.331
Metals (mg/kg)	
Arsenic	17.3
Lead	4430

SBMT-SB-10

Client Sample ID:	SBMT-CS-G
Lab Sample ID:	JD58960-4
Sample Depth in feet bgs:	5.5 - 7.5
Date Sampled:	1/19/2023
Semi Volatile Organic Compounds (mg/kg)	
Naphthalene	72.7

SBMT-CS-G

Client Sample ID:	SBMT-SB-11
Lab Sample ID:	JD57412-3
Sample Depth in feet bgs:	6 - 8
Date Sampled:	12/15/2022
Metals (mg/kg)	
Arsenic	17.7
Client Sample ID:	SBMT-SB-11
Lab Sample ID:	JD57412-4
Sample Depth in feet bgs:	13 - 15
Date Sampled:	12/15/2022
Metals (mg/kg)	
Arsenic	23.5

SBMT-SB-11

Client Sample ID:	SBMT-SS-01
Lab Sample ID:	JD60392-1
Sample Depth in feet bgs:	0.0 - 0.5
Date Sampled:	2/16/2023
Semi Volatile Organic Compounds (mg/kg)	
Benzo(a)anthracene	4.05
Benzo(a)pyrene	3.74
Benzo(b)fluoranthene	4.5
Chrysene	3.42

SS-01

SBMT-SB-12

Client Sample ID:	SBMT-SB-12
Lab Sample ID:	JD57412-5
Sample Depth in feet bgs:	5 - 7
Date Sampled:	12/15/2022
Semi Volatile Organic Compounds (mg/kg)	
Benzo(a)anthracene	14.2
Benzo(a)pyrene	13.3
Benzo(b)fluoranthene	14.7
Benzo(k)fluoranthene	5.79
Chrysene	14.6
Dibenzo(a,h)anthracene	2.28
Indeno(1,2,3-cd)pyrene	10.6
Metals (mg/kg)	
Arsenic	33.3
Barium	3300
Lead	1390
Mercury	1220
Zinc	7710
Client Sample ID:	SBMT-SB-12
Lab Sample ID:	JD57412-6
Sample Depth in feet bgs:	13 - 15
Date Sampled:	12/15/2022
Metals (mg/kg)	
Lead	888

Client Sample ID:	SBMT-SB-42
Lab Sample ID:	JD59244-2A
Sample Depth in feet bgs:	3 - 5
Date Sampled:	1/25/2023
Volatile Organic Compounds (mg/kg)	
Acetone	0.0507
Metals (mg/kg)	
Mercury	1

Client Sample ID:	SBMT-SB-DUP-06
Lab Sample ID:	JD58960-3
Sample Depth in feet bgs:	DUP
Date Sampled:	1/19/2023
Semi Volatile Organic Compounds (mg/kg)	
Benzo(a)anthracene	3.14
Benzo(a)pyrene	3.12
Benzo(b)fluoranthene	3.16
Chrysene	2.81
Metals (mg/kg)	
Arsenic	24.4
Lead	1910

Client Sample ID:	SBMT-SS-02
Lab Sample ID:	JD60392-2
Sample Depth in feet bgs:	0.0 - 0.5
Date Sampled:	2/16/2023
Semi Volatile Organic Compounds (mg/kg)	
Phenol	0.576
Benzo(a)anthracene	4.91
Benzo(a)pyrene	4.49
Benzo(b)fluoranthene	5
Benzo(k)fluoranthene	1.87
Chrysene	5.37

Client Sample ID:	SBMT-SB-14
Lab Sample ID:	JD57523-3
Sample Depth in feet bgs:	7 - 9
Date Sampled:	12/19/2022
Semi Volatile Organic Compounds (mg/kg)	
Benzo(a)anthracene	5.33
Benzo(a)pyrene	5.7
Benzo(b)fluoranthene	6.01
Benzo(k)fluoranthene	2.25
Chrysene	5.33
Metals (mg/kg)	
Mercury	1.5
Client Sample ID:	SBMT-SB-14
Lab Sample ID:	JD57523-4
Sample Depth in feet bgs:	13 - 15
Date Sampled:	12/19/2022
Metals (mg/kg)	
Arsenic	20.1
Lead	751
Mercury	9
Selenium	4.9

SBMT-SB-14

Client Sample ID:	SBMT-SB-16
Lab Sample ID:	JD57523-9
Sample Depth in feet bgs:	13 -15
Date Sampled:	12/19/2022
Semi Volatile Organic Compounds (mg/kg)	
Benzo(a)anthracene	1.19
Metals (mg/kg)	
Zinc	2810

SBMT-SB-16

Client Sample ID:	SBMT-SB-15
Lab Sample ID:	JD57523-5
Sample Depth in feet bgs:	5 - 7
Date Sampled:	12/19/2022
Semi Volatile Organic Compounds (mg/kg)	
Benzo(a)anthracene	176
Benzo(a)pyrene	234
Benzo(b)fluoranthene	241
Benzo(k)fluoranthene	96.2
Chrysene	145
Dibenzo(a,h)anthracene	52.1
Indeno(1,2,3-cd)pyrene	218

SBMT-SB-15

LEGEND

- PHASE II SOIL BORING LOCATIONS
- PHASEII SOIL BORING AND GROUND WATER GRAB SAMPLE
- PHASE II COLLECTED SOIL BORING AND SOIL VAPOR SAMPLE
- COMPLETED SOIL BORINGS
- COMPLETED MONITORING WELL LOCATIONS
- COMPLETED SOIL VAPOR LOCATION
- COMPLETED TEST PIT LOCATION
- PROJECT AREA
- PARCEL BOUNDARIES
- NYCDEP STORMWATER EASEMENT
- AOC BOUNDARY
- EXCEEDANCES OF THE NYSDEC PROTECTION OF GROUNDWATER STANDARD
- EXCEEDANCES OF THE NYSDEC INDUSTRIAL SCO
- EXCEEDANCES OF THE NYSDEC INDUSTRIAL SCO STANDARD AND THE NYSDEC PROTECTION OF GROUNDWATER STANDARD

NOTE:

ug/kg MICROGRAMS PER KILOGRAM
mg/kg MILLIGRAMS PER KILOGRAM
bgs BELOW GROUND SURFACE

CONCENTRATIONS COMPARED TO NYSDEC SCO–INDUSTRIAL CRITERIA W/ CP–51 (10/10) (6 NY–CRR 375–6, 12/06) AND NYSDEC PROTECTION OF GROUNDWATER W/CP–51 (10/10) (6 NY–CRR 375–6, 12/06)

N

0 120 240 Feet

TETRA TECH

STAMP:

DRAFT
NOT FOR CONSTRUCTION

SOUTH BROOKLYN MARINE TERMINAL
NYSDEC SITE NO.: C224360
SBMT ASSET LLC & EMPIRE OFFSHORE WIND LLC
269 37TH STREET
BROOKLYN, NY 11232

PROJECT NUMBERS:
194-1247-0003

SHEET TITLE:
SOIL SAMPLE EXCEEDANCE MAP

SHEET SIZE:
ARCH "D"
24" X 36" (610 x 914)
0 ½" 1"

THIS DOCUMENT IS THE PROPERTY OF TETRA TECH WHO HAS UNLIMITED RIGHTS. THIS DOCUMENT IS PROVIDED UPON CONDITION THAT IT WILL NEITHER BE REPRODUCED, COPIED, OR ISSUED TO A THIRD PARTY AND WILL BE USED SOLELY FOR THE ORIGINAL INTENDED PURPOSE.

NO.	REVISION	DATE	INIT.

DATE: 3/8/2023
DRAWN BY:
ENGINEER:
APPROVED BY:

PROJECT PHASE: N/A
SCALE: 1" = 120'
SHEET NO.: FIGURE 4-1A

C:\Users\ricky.gifford\Documents_Local Projects\SBMT\New Figures\SBMT Figures Rev1.dwg
Printed: 8/2/2023 1:21 PM

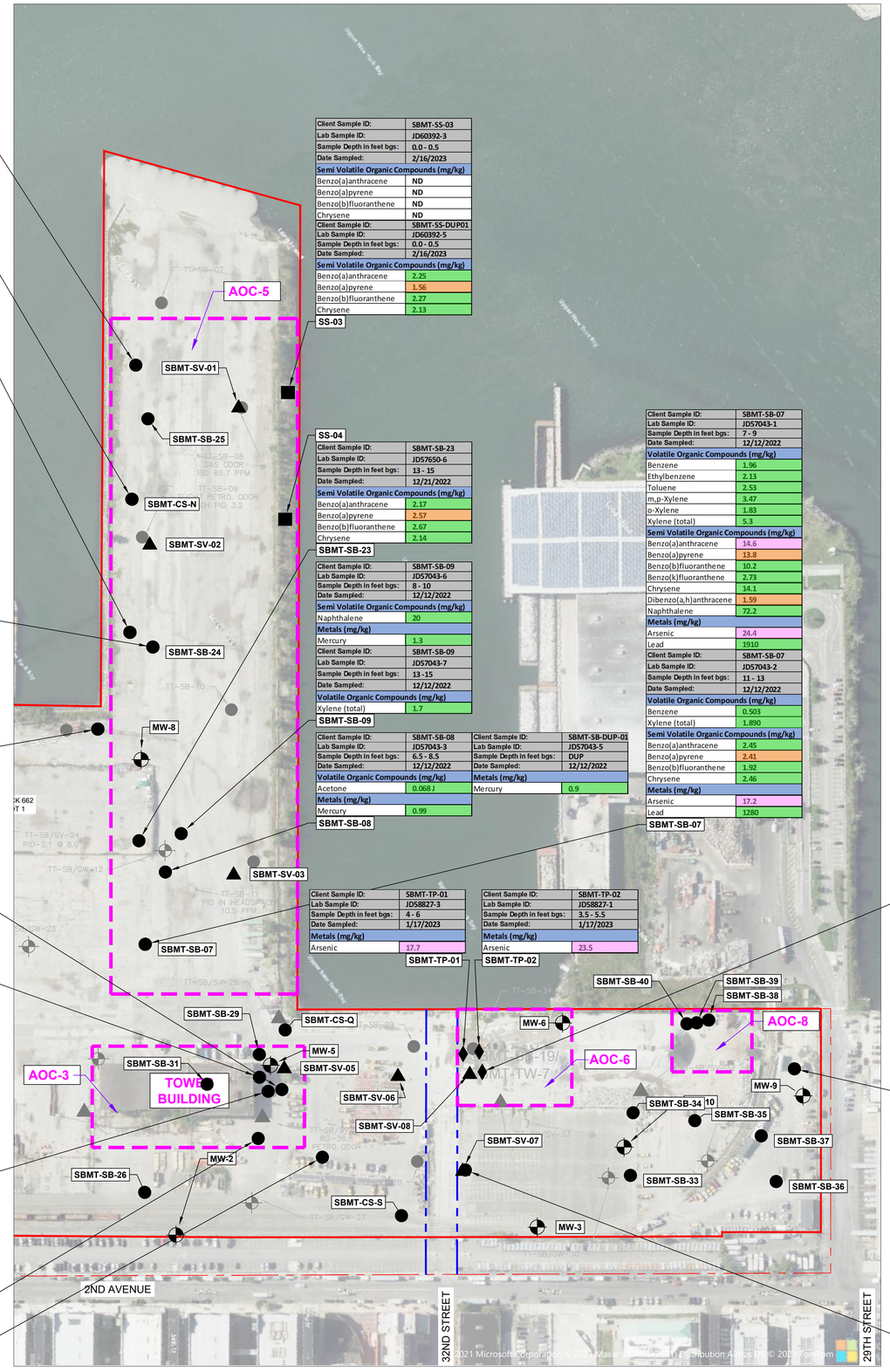

Client Sample ID:	SBMT-CS-P
Lab Sample ID:	JD58888-1
Sample Depth in feet bgs:	4 - 6
Date Sampled:	1/18/2023
Semi Volatile Organic Compounds (mg/kg)	
Benzo(a)pyrene	1.01
Benzo(b)fluoranthene	1.12
Metals (mg/kg)	
Mercury	1.3

SBMT-CS-P

Client Sample ID:	SBMT-CS-N
Lab Sample ID:	JD58888-2
Sample Depth in feet bgs:	3 - 5
Date Sampled:	1/18/2023
Semi Volatile Organic Compounds (mg/kg)	
Benzo(a)pyrene	1.11
Benzo(b)fluoranthene	1.11

SBMT-CS-N

Client Sample ID:	SBMT-CS-M
Lab Sample ID:	JD58888-3
Sample Depth in feet bgs:	3 - 5
Date Sampled:	1/18/2023
Semi Volatile Organic Compounds (mg/kg)	
Naphthalene	40.4
Metals (mg/kg)	
Mercury	0.9

SBMT-CS-M

Client Sample ID:	SBMT-SB-24
Lab Sample ID:	JD57650-7
Sample Depth in feet bgs:	3 - 5
Date Sampled:	12/21/2022
Semi Volatile Organic Compounds (mg/kg)	
Benzo(a)anthracene	3.53
Benzo(a)pyrene	3.95
Benzo(b)fluoranthene	3.67
Chrysene	3.48
Metals (mg/kg)	
Mercury	0.9
Metals Analysis (mg/kg)	
Client Sample ID:	SBMT-SB-24
Lab Sample ID:	JD57650-8
Sample Depth in feet bgs:	13 - 15
Date Sampled:	12/21/2022
Semi Volatile Organic Compounds (mg/kg)	
Benzo(a)anthracene	1.47
Benzo(a)pyrene	1.5
Chrysene	1.33
Metals (mg/kg)	
Lead	479

SBMT-SB-24

Client Sample ID:	SBMT-CS-L
Lab Sample ID:	JD58960-1
Sample Depth in feet bgs:	4 - 6
Date Sampled:	1/19/2023
Semi Volatile Organic Compounds (mg/kg)	
Benzo(a)anthracene	398
Benzo(a)pyrene	467
Benzo(b)fluoranthene	554
Benzo(k)fluoranthene	157
Metals (mg/kg)	
Mercury	0.99

SBMT-CS-L

Client Sample ID:	SBMT-SB-28
Lab Sample ID:	JD57761-7
Sample Depth in feet bgs:	13 - 15
Date Sampled:	12/22/2022
Semi Volatile Organic Compounds (mg/kg)	
Benzo(a)anthracene	2.45
Benzo(a)pyrene	2.45
Benzo(b)fluoranthene	2.17
Chrysene	2.08

SBMT-SB-28

Client Sample ID:	SBMT-SB-50
Lab Sample ID:	JD59391-4
Sample Depth in feet bgs:	3 - 5
Date Sampled:	1/27/2023
Semi Volatile Organic Compounds (mg/kg)	
Naphthalene	201

SBMT-SB-50

Client Sample ID:	SBMT-SB-49
Lab Sample ID:	JD59391-2
Sample Depth in feet bgs:	3 - 5
Date Sampled:	1/27/2023
Semi Volatile Organic Compounds (mg/kg)	
Naphthalene	18.9 J
Client Sample ID:	SBMT-SB-49
Lab Sample ID:	JD59391-3
Sample Depth in feet bgs:	13 - 15
Date Sampled:	1/27/2023
Semi Volatile Organic Compounds (mg/kg)	
Benzo(a)anthracene	39.5
Benzo(a)pyrene	37.3 J
Benzo(b)fluoranthene	36.7 J
Chrysene	46.3
Indeno(1,2,3-cd)pyrene	22.8 J
Naphthalene	12.6 J

SBMT-SB-49

Client Sample ID:	SBMT-SB-30
Lab Sample ID:	JD58136-3
Sample Depth in feet bgs:	6 - 8
Date Sampled:	1/3/2023
Semi Volatile Organic Compounds (mg/kg)	
Benzo(a)anthracene	3
Benzo(a)pyrene	3.02
Benzo(b)fluoranthene	2.61
Chrysene	3.02
Metals Analysis (mg/kg)	
Client Sample ID:	SBMT-SB-30
Lab Sample ID:	JD58136-4
Sample Depth in feet bgs:	13 - 15
Date Sampled:	1/3/2023
Semi Volatile Organic Compounds (mg/kg)	
Benzo(a)anthracene	1.14
Benzo(a)pyrene	1.19
Chrysene	1.26

SBMT-SB-30

Client Sample ID:	SBMT-SB-27
Lab Sample ID:	JD57761-5
Sample Depth in feet bgs:	13 - 15
Date Sampled:	12/22/2022
Semi Volatile Organic Compounds (mg/kg)	
Benzo(a)anthracene	1.06
Benzo(a)pyrene	1.17
Chrysene	1.04

SBMT-SB-27

Client Sample ID:	SBMT-SS-03
Lab Sample ID:	JD60392-3
Sample Depth in feet bgs:	0.0 - 0.5
Date Sampled:	2/16/2023
Semi Volatile Organic Compounds (mg/kg)	
Benzo(a)anthracene	ND
Benzo(a)pyrene	ND
Benzo(b)fluoranthene	ND
Chrysene	ND
Client Sample ID:	SBMT-SS-DUP01
Lab Sample ID:	JD60392-5
Sample Depth in feet bgs:	0.0 - 0.5
Date Sampled:	2/16/2023
Semi Volatile Organic Compounds (mg/kg)	
Benzo(a)anthracene	2.25
Benzo(a)pyrene	1.56
Benzo(b)fluoranthene	2.27
Chrysene	2.13

SS-03

SS-04

Client Sample ID:	SBMT-SB-23
Lab Sample ID:	JD57650-6
Sample Depth in feet bgs:	13 - 15
Date Sampled:	12/21/2022
Semi Volatile Organic Compounds (mg/kg)	
Benzo(a)anthracene	2.17
Benzo(a)pyrene	2.57
Benzo(b)fluoranthene	2.67
Chrysene	2.14

SBMT-SB-23

Client Sample ID:	SBMT-SB-09
Lab Sample ID:	JD57043-6
Sample Depth in feet bgs:	8 - 10
Date Sampled:	12/12/2022
Semi Volatile Organic Compounds (mg/kg)	
Naphthalene	20
Metals (mg/kg)	
Mercury	1.3
Client Sample ID:	SBMT-SB-09
Lab Sample ID:	JD57043-7
Sample Depth in feet bgs:	13 -15
Date Sampled:	12/12/2022
Volatile Organic Compounds (mg/kg)	
Xylene (total)	1.7

SBMT-SB-09

Client Sample ID:	SBMT-SB-08
Lab Sample ID:	JD57043-3
Sample Depth in feet bgs:	6.5 - 8.5
Date Sampled:	12/12/2022
Volatile Organic Compounds (mg/kg)	
Acetone	0.068 J
Metals (mg/kg)	
Mercury	0.99

SBMT-SB-08

Client Sample ID:	SBMT-SB-DUP-01
Lab Sample ID:	JD57043-5
Sample Depth in feet bgs:	DUP
Date Sampled:	12/12/2022
Metals (mg/kg)	
Mercury	0.9

Client Sample ID:	SBMT-SB-07
Lab Sample ID:	JD57043-1
Sample Depth in feet bgs:	7 - 9
Date Sampled:	12/12/2022
Volatile Organic Compounds (mg/kg)	
Benzene	1.96
Ethylbenzene	2.13
Toluene	2.53
m,p-Xylene	3.47
o-Xylene	1.83
Xylene (total)	5.3
Semi Volatile Organic Compounds (mg/kg)	
Benzo(a)anthracene	14.6
Benzo(a)pyrene	13.8
Benzo(b)fluoranthene	10.2
Benzo(k)fluoranthene	2.73
Chrysene	14.1
Dibenzo(a,h)anthracene	1.59
Naphthalene	72.2
Metals (mg/kg)	
Arsenic	24.4
Lead	1910
Client Sample ID:	SBMT-SB-07
Lab Sample ID:	JD57043-2
Sample Depth in feet bgs:	11 - 13
Date Sampled:	12/12/2022
Volatile Organic Compounds (mg/kg)	
Benzene	0.503
Xylene (total)	1.890
Semi Volatile Organic Compounds (mg/kg)	
Benzo(a)anthracene	2.45
Benzo(a)pyrene	2.41
Benzo(b)fluoranthene	1.92
Chrysene	2.46
Metals (mg/kg)	
Arsenic	17.2
Lead	1280

SBMT-SB-07

Client Sample ID:	SBMT-TP-01
Lab Sample ID:	JD58827-3
Sample Depth in feet bgs:	4 - 6
Date Sampled:	1/17/2023
Metals (mg/kg)	
Arsenic	17.7

SBMT-TP-01

Client Sample ID:	SBMT-TP-02
Lab Sample ID:	JD58827-1
Sample Depth in feet bgs:	3.5 - 5.5
Date Sampled:	1/17/2023
Metals (mg/kg)	
Arsenic	23.5

SBMT-TP-02

Client Sample ID:	SBMT-TP-03
Lab Sample ID:	JD58827-2
Sample Depth in feet bgs:	3.5 - 5.5
Date Sampled:	1/17/2023
Metals (mg/kg)	
Arsenic	33.3
Barium	3300
Lead	1390
Mercury	1220
Zinc	7710

SBMT-TP-03

Client Sample ID:	SBMT-CS-R
Lab Sample ID:	JD59042-3
Sample Depth in feet bgs:	3 - 5
Date Sampled:	1/20/2023
Metals (mg/kg)	
Arsenic	17.3
Lead	4430

SBMT-CS-R

Client Sample ID:	SBMT-SB-32
Lab Sample ID:	JD58178-2
Sample Depth in feet bgs:	8 - 10
Date Sampled:	1/4/2023
Semi Volatile Organic Compounds (mg/kg)	
Benzo(a)anthracene	34.5
Benzo(a)pyrene	31.2
Benzo(b)fluoranthene	25
Benzo(k)fluoranthene	10.7
Chrysene	33.1
Dibenzo(a,h)anthracene	4.42
Indeno(1,2,3-cd)pyrene	16.4
Metals (mg/kg)	
Mercury	3.9

SBMT-SB-32

LEGEND

- PHASE II SOIL BORING LOCATIONS
- PHASEII SOIL BORING AND GROUND WATER GRAB SAMPLE
- PHASE II COLLECTED SOIL BORING AND SOIL VAPOR SAMPLE
- COMPLETED SOIL BORINGS
- COMPLETED MONITORING WELL LOCATIONS
- COMPLETED SOIL VAPOR LOCATION
- COMPLETED TEST PIT LOCATION
- PROJECT AREA
- PARCEL BOUNDARIES
- NYCDEP STORMWATER EASEMENT
- AOC BOUNDARY
- EXCEEDANCES OF THE NYSDEC PROTECTION OF GROUNDWATER STANDARD
- EXCEEDANCES OF THE NYSDEC INDUSTRIAL SCO
- EXCEEDANCES OF THE NYSDEC INDUSTRIAL SCO STANDARD AND THE NYSDEC PROTECTION OF GROUNDWATER STANDARD

NOTE:

ug/kg MICROGRAMS PER KILOGRAM
mg/kg MILLIGRAMS PER KILOGRAM
bgs BELOW GROUND SURFACE

CONCENTRATIONS COMPARED TO NYSDEC SCO–INDUSTRIAL CRITERIA W/ CP–51 (10/10) (6 NY–CRR 375–6, 12/06) AND NYSDEC PROTECTION OF GROUNDWATER W/CP–51 (10/10) (6 NY–CRR 375–6, 12/06)

N

0 120 240 Feet

TETRA TECH

STAMP:

DRAFT
NOT FOR CONSTRUCTION

SOUTH BROOKLYN MARINE TERMINAL
NYSDEC SITE NO.: C224360
SBMT ASSET LLC & EMPIRE OFFSHORE WIND LLC
269 37TH STREET
BROOKLYN, NY 11232

PROJECT NUMBERS:
194-1247-0003

SHEET TITLE:
SOIL SAMPLE EXCEEDANCE MAP

SHEET SIZE:
ARCH "D"
24" X 36" (610 x 914)
0 ½" 1"

THIS DOCUMENT IS THE PROPERTY OF TETRA TECH WHO HAS UNLIMITED RIGHTS. THIS DOCUMENT IS PROVIDED UPON CONDITION THAT IT WILL NEITHER BE REPRODUCED, COPIED, OR ISSUED TO A THIRD PARTY AND WILL BE USED SOLELY FOR THE ORIGINAL INTENDED PURPOSE.

NO.	REVISION	DATE	INIT.

DATE: 3/8/2023
DRAWN BY:
ENGINEER:
APPROVED BY:

PROJECT PHASE:
N/A

SCALE:
1" = 120'

SHEET NO.:
FIGURE 4-1B

C:\Users\vicky.gifford\Documents_Local Projects\SBMT\New Figures\SBMT Figures Rev1.dwg
Printed: 8/2/2023 1:21 PM

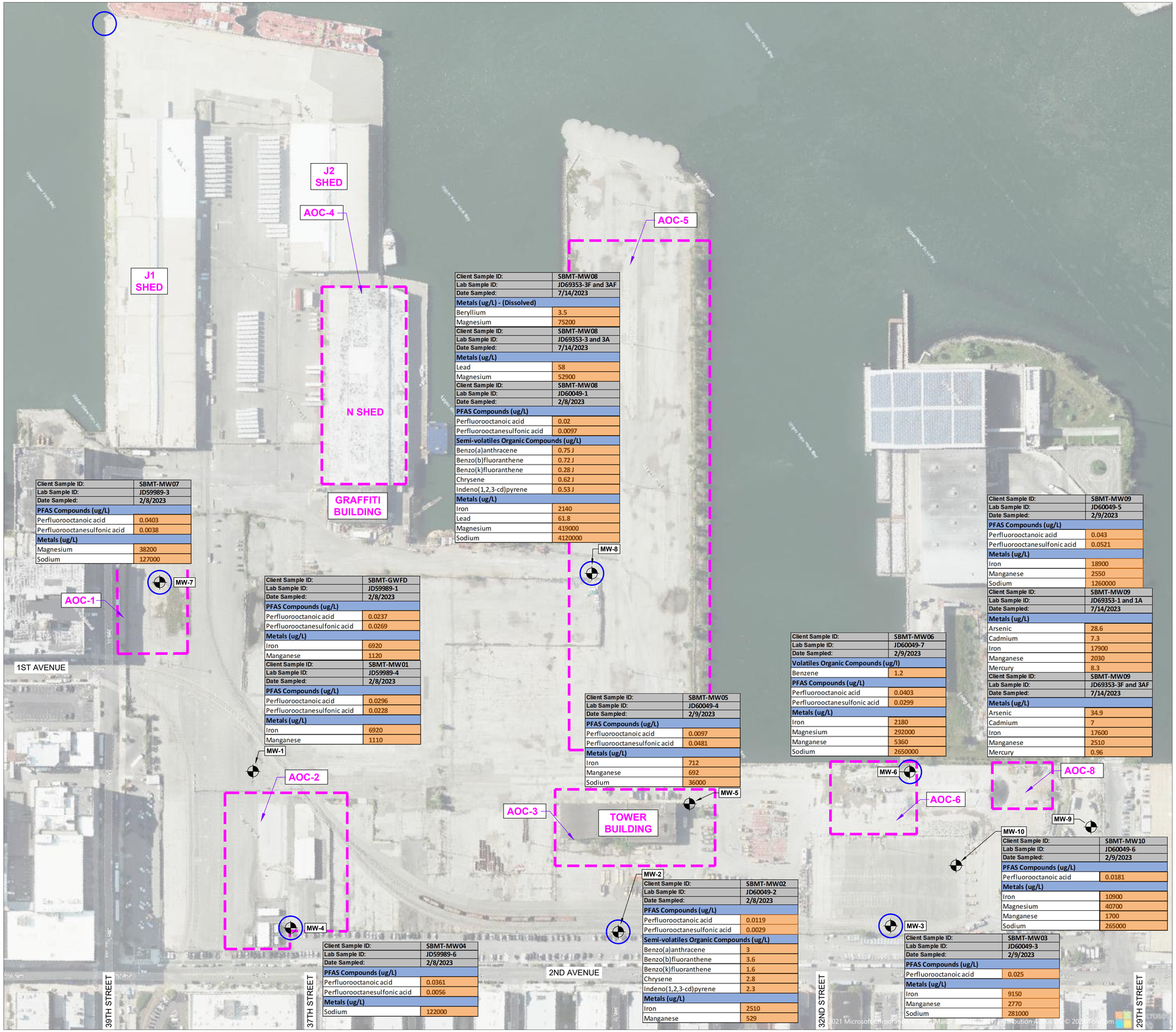

Client Sample ID:	SBMT-MW07
Lab Sample ID:	JD59989-3
Date Sampled:	2/8/2023
PFAS Compounds (ug/L)	
Perfluorooctanoic acid	0.0403
Perfluorooctanesulfonic acid	0.0038
Metals (ug/L)	
Magnesium	38200
Sodium	127000

Client Sample ID:	SBMT-GWFD
Lab Sample ID:	JD59989-1
Date Sampled:	2/8/2023
PFAS Compounds (ug/L)	
Perfluorooctanoic acid	0.0237
Perfluorooctanesulfonic acid	0.0269
Metals (ug/L)	
Iron	6920
Manganese	1120

Client Sample ID:	SBMT-MW01
Lab Sample ID:	JD59989-4
Date Sampled:	2/8/2023
PFAS Compounds (ug/L)	
Perfluorooctanoic acid	0.0296
Perfluorooctanesulfonic acid	0.0228
Metals (ug/L)	
Iron	6920
Manganese	1110

Client Sample ID:	SBMT-MW04
Lab Sample ID:	JD59989-6
Date Sampled:	2/8/2023
PFAS Compounds (ug/L)	
Perfluorooctanoic acid	0.0361
Perfluorooctanesulfonic acid	0.0056
Metals (ug/L)	
Sodium	122000

Client Sample ID:	SBMT-MW08
Lab Sample ID:	JD69353-3F and 3AF
Date Sampled:	7/14/2023
Metals (ug/L) - (Dissolved)	
Beryllium	3.5
Magnesium	75200

Client Sample ID:	SBMT-MW08
Lab Sample ID:	JD69353-3 and 3A
Date Sampled:	7/14/2023
Metals (ug/L)	
Lead	58
Magnesium	52900

Client Sample ID:	SBMT-MW08
Lab Sample ID:	JD60049-1
Date Sampled:	2/8/2023
PFAS Compounds (ug/L)	
Perfluorooctanoic acid	0.02
Perfluorooctanesulfonic acid	0.0097
Semi-volatiles Organic Compounds (ug/L)	
Benzo(a)anthracene	0.75 J
Benzo(b)fluoranthene	0.72 J
Benzo(k)fluoranthene	0.28 J
Chrysene	0.62 J
Indeno(1,2,3-cd)pyrene	0.53 J
Metals (ug/L)	
Iron	2140
Lead	61.8
Magnesium	419000
Sodium	4120000

Client Sample ID:	SBMT-MW05
Lab Sample ID:	JD60049-4
Date Sampled:	2/9/2023
PFAS Compounds (ug/L)	
Perfluorooctanoic acid	0.0097
Perfluorooctanesulfonic acid	0.0481
Metals (ug/L)	
Iron	712
Manganese	692
Sodium	36000

Client Sample ID:	SBMT-MW02
Lab Sample ID:	JD60049-2
Date Sampled:	2/8/2023
PFAS Compounds (ug/L)	
Perfluorooctanoic acid	0.0119
Perfluorooctanesulfonic acid	0.0029
Semi-volatiles Organic Compounds (ug/L)	
Benzo(a)anthracene	3
Benzo(b)fluoranthene	3.6
Benzo(k)fluoranthene	1.6
Chrysene	2.8
Indeno(1,2,3-cd)pyrene	2.3
Metals (ug/L)	
Iron	2510
Manganese	529

Client Sample ID:	SBMT-MW06
Lab Sample ID:	JD60049-7
Date Sampled:	2/9/2023
Volatiles Organic Compounds (ug/l)	
Benzene	1.2
PFAS Compounds (ug/L)	
Perfluorooctanoic acid	0.0403
Perfluorooctanesulfonic acid	0.0299
Metals (ug/L)	
Iron	2180
Magnesium	292000
Manganese	5360
Sodium	2650000

Client Sample ID:	SBMT-MW03
Lab Sample ID:	JD60049-3
Date Sampled:	2/9/2023
PFAS Compounds (ug/L)	
Perfluorooctanoic acid	0.025
Metals (ug/L)	
Iron	9150
Manganese	2770
Sodium	281000

Client Sample ID:	SBMT-MW09
Lab Sample ID:	JD60049-5
Date Sampled:	2/9/2023
PFAS Compounds (ug/L)	
Perfluorooctanoic acid	0.043
Perfluorooctanesulfonic acid	0.0521
Metals (ug/L)	
Iron	18900
Manganese	2550
Sodium	1260000

Client Sample ID:	SBMT-MW09
Lab Sample ID:	JD69353-1 and 1A
Date Sampled:	7/14/2023
Metals (ug/L)	
Arsenic	28.6
Cadmium	7.3
Iron	17900
Manganese	2030
Mercury	8.3

Client Sample ID:	SBMT-MW09
Lab Sample ID:	JD69353-3F and 3AF
Date Sampled:	7/14/2023
Metals (ug/L)	
Arsenic	34.9
Cadmium	7
Iron	17600
Manganese	2510
Mercury	0.96

Client Sample ID:	SBMT-MW10
Lab Sample ID:	JD60049-6
Date Sampled:	2/9/2023
PFAS Compounds (ug/L)	
Perfluorooctanoic acid	0.0181
Metals (ug/L)	
Iron	10900
Magnesium	40700
Manganese	1700
Sodium	265000

LEGEND

COMPLETED MONITORING WELL LOCATIONS

MONITORING WELL LOCATIONS USED FOR TIDAL STUDY

VALUES IN EXCEEDANCE OF THE NYSDEC AMBIENT WATER QUALITY STANDARDS AND GUIDANCE

NOTE:

ug/L MICROGRAMS PER LITER

CONCENTRATIONS COMPARED TO NYSDEC AMBIENT WATER QUALITY STANDARDS AND GUIDANCE VALUES (6 NY-CRR 701.15) (JUNE 1998, AMENDED FEBRUARY 2023)

ALL METALS CONCENTRATIONS ARE "TOTAL" UNLESS SHOWN OTHERWISE AS "DISSOLVED"

N

0 120 240 Feet

TETRA TECH

STAMP:

DRAFT
NOT FOR CONSTRUCTION

SOUTH BROOKLYN MARINE TERMINAL
NYSDEC SITE NO.: C224360
SBMT ASSET LLC & EMPIRE OFFSHORE WIND LLC
269 37TH STREET
BROOKLYN, NY 11232

PROJECT NUMBERS:
194-1247-0003

SHEET TITLE:
GROUNDWATER SAMPLE EXCEEDANCE MAP

SHEET SIZE:
ARCH "D"
24" X 36" (610 x 914)

0 ½" 1"

THIS DOCUMENT IS THE PROPERTY OF TETRA TECH WHO HAS UNLIMITED RIGHTS. THIS DOCUMENT IS PROVIDED UPON CONDITION THAT IT WILL NEITHER BE REPRODUCED, COPIED, OR ISSUED TO A THIRD PARTY AND WILL BE USED SOLELY FOR THE ORIGINAL INTENDED PURPOSE.

NO.	REVISION	DATE	INIT.

DATE: 3/8/2023
DRAWN BY:
ENGINEER:
APPROVED BY:

PROJECT PHASE: N/A

SCALE: 1" = 120'

SHEET NO.:
FIGURE 4-2

C:\Users\ricky.gifford\Documents_Local Projects\SBMT\New Figures\SBMT Figures Rev1.dwg
Printed: 8/7/2023 9:17 AM

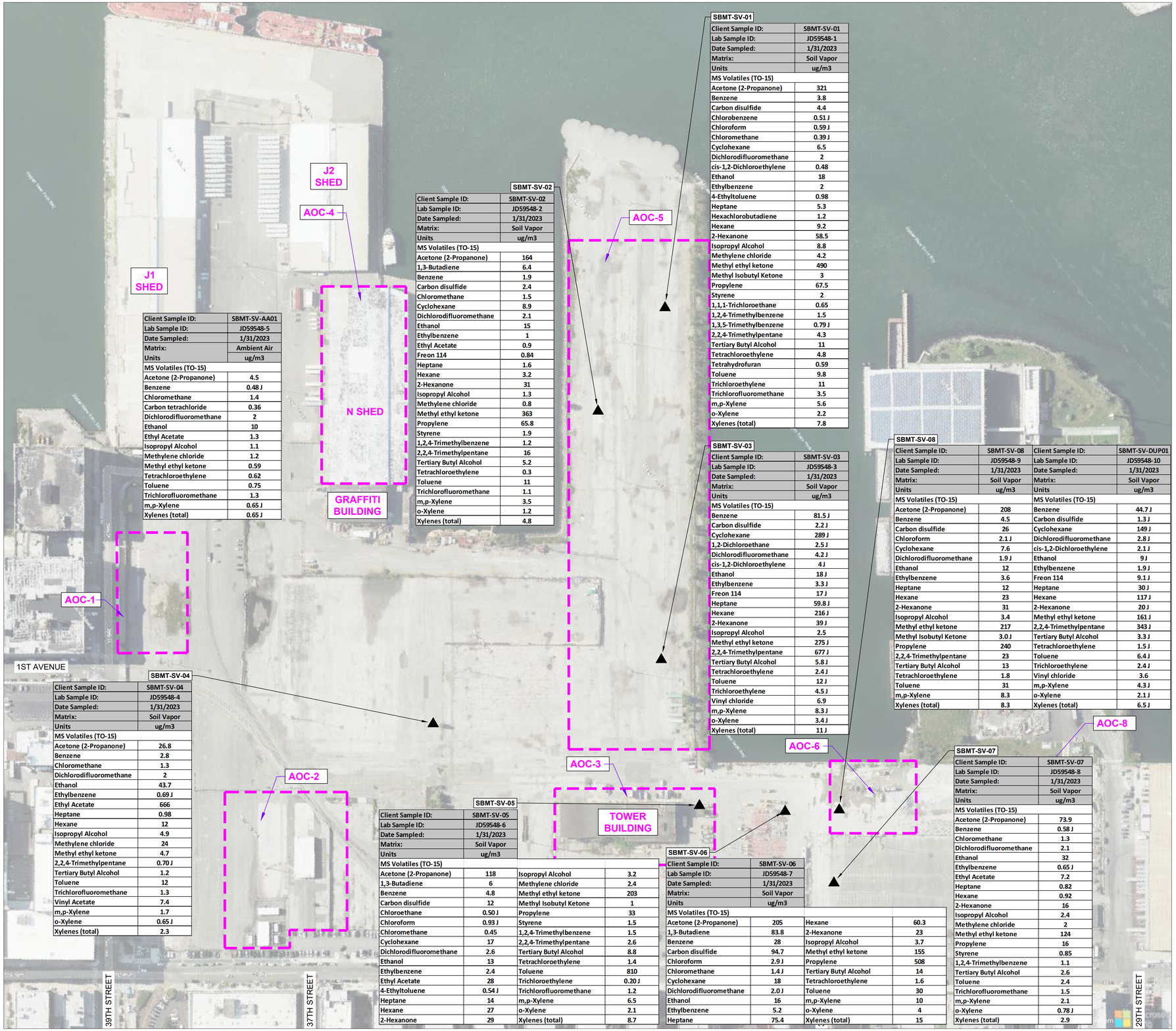

SBMT-SV-AA01

Client Sample ID:	SBMT-SV-AA01
Lab Sample ID:	JD59548-5
Date Sampled:	1/31/2023
Matrix:	Ambient Air
Units	ug/m3
MS Volatiles (TO-15)	
Acetone (2-Propanone)	4.5
Benzene	0.48 J
Chloromethane	1.4
Carbon tetrachloride	0.36
Dichlorodifluoromethane	2
Ethanol	10
Ethyl Acetate	1.3
Isopropyl Alcohol	1.1
Methylene chloride	1.2
Methyl ethyl ketone	0.59
Tetrachloroethylene	0.62
Toluene	0.75
Trichlorofluoromethane	1.3
m,p-Xylene	0.65 J
Xylenes (total)	0.65 J

SBMT-SV-02

Client Sample ID:	SBMT-SV-02
Lab Sample ID:	JD59548-2
Date Sampled:	1/31/2023
Matrix:	Soil Vapor
Units	ug/m3
MS Volatiles (TO-15)	
Acetone (2-Propanone)	164
1,3-Butadiene	6.4
Benzene	1.9
Carbon disulfide	2.4
Chloromethane	1.5
Cyclohexane	8.9
Dichlorodifluoromethane	2.1
Ethanol	15
Ethylbenzene	1
Ethyl Acetate	0.9
Freon 114	0.84
Heptane	1.6
Hexane	3.2
2-Hexanone	31
Isopropyl Alcohol	1.3
Methylene chloride	0.8
Methyl ethyl ketone	363
Propylene	65.8
Styrene	1.9
1,2,4-Trimethylbenzene	1.2
2,2,4-Trimethylpentane	16
Tertiary Butyl Alcohol	5.2
Tetrachloroethylene	0.3
Toluene	11
Trichlorofluoromethane	1.1
m,p-Xylene	3.5
o-Xylene	1.2
Xylenes (total)	4.8

SBMT-SV-01

Client Sample ID:	SBMT-SV-01
Lab Sample ID:	JD59548-1
Date Sampled:	1/31/2023
Matrix:	Soil Vapor
Units	ug/m3
MS Volatiles (TO-15)	
Acetone (2-Propanone)	321
Benzene	3.8
Carbon disulfide	4.4
Chlorobenzene	0.51 J
Chloroform	0.59 J
Chloromethane	0.39 J
Cyclohexane	6.5
Dichlorodifluoromethane	2
cis-1,2-Dichloroethylene	0.48
Ethanol	18
Ethylbenzene	2
4-Ethyltoluene	0.98
Heptane	5.3
Hexachlorobutadiene	1.2
Hexane	9.2
2-Hexanone	58.5
Isopropyl Alcohol	8.8
Methylene chloride	4.2
Methyl ethyl ketone	490
Methyl Isobutyl Ketone	3
Propylene	67.5
Styrene	2
1,1,1-Trichloroethane	0.65
1,2,4-Trimethylbenzene	1.5
1,3,5-Trimethylbenzene	0.79 J
2,2,4-Trimethylpentane	4.3
Tertiary Butyl Alcohol	11
Tetrachloroethylene	4.8
Tetrahydrofuran	0.59
Toluene	9.8
Trichloroethylene	11
Trichlorofluoromethane	3.5
m,p-Xylene	5.6
o-Xylene	2.2
Xylenes (total)	7.8

SBMT-SV-03

Client Sample ID:	SBMT-SV-03
Lab Sample ID:	JD59548-3
Date Sampled:	1/31/2023
Matrix:	Soil Vapor
Units	ug/m3
MS Volatiles (TO-15)	
Benzene	81.5 J
Carbon disulfide	2.2 J
Cyclohexane	289 J
1,2-Dichloroethane	2.5 J
Dichlorodifluoromethane	4.2 J
cis-1,2-Dichloroethylene	4 J
Ethanol	18 J
Ethylbenzene	3.3 J
Freon 114	17 J
Heptane	59.8 J
Hexane	216 J
2-Hexanone	39 J
Isopropyl Alcohol	2.5
Methyl ethyl ketone	275 J
2,2,4-Trimethylpentane	677 J
Tertiary Butyl Alcohol	5.8 J
Tetrachloroethylene	2.4 J
Toluene	12 J
Trichloroethylene	4.5 J
Vinyl chloride	6.9
m,p-Xylene	8.3 J
o-Xylene	3.4 J
Xylenes (total)	11 J

SBMT-SV-08

Client Sample ID:	SBMT-SV-08	Client Sample ID:	SBMT-SV-DUP01
Lab Sample ID:	JD59548-9	Lab Sample ID:	JD59548-10
Date Sampled:	1/31/2023	Date Sampled:	1/31/2023
Matrix:	Soil Vapor	Matrix:	Soil Vapor
Units	ug/m3	Units	ug/m3
MS Volatiles (TO-15)		MS Volatiles (TO-15)	
Acetone (2-Propanone)	208	Benzene	44.7 J
Benzene	4.5	Carbon disulfide	1.3 J
Carbon disulfide	26	Cyclohexane	149 J
Chloroform	2.1 J	Dichlorodifluoromethane	2.8 J
Cyclohexane	7.6	cis-1,2-Dichloroethylene	2.1 J
Dichlorodifluoromethane	1.9 J	Ethanol	9 J
Ethanol	12	Ethylbenzene	1.9 J
Ethylbenzene	3.6	Freon 114	9.1 J
Heptane	12	Heptane	30 J
Hexane	23	Hexane	117 J
2-Hexanone	31	2-Hexanone	20 J
Isopropyl Alcohol	3.4	Methyl ethyl ketone	161 J
Methyl ethyl ketone	217	2,2,4-Trimethylpentane	343 J
Methyl Isobutyl Ketone	3.0 J	Tertiary Butyl Alcohol	3.3 J
Propylene	240	Tetrachloroethylene	1.5 J
2,2,4-Trimethylpentane	23	Toluene	6.4 J
Tertiary Butyl Alcohol	13	Trichloroethylene	2.4 J
Tetrachloroethylene	1.8	Vinyl chloride	3.6
Toluene	31	m,p-Xylene	4.3 J
m,p-Xylene	8.3	o-Xylene	2.1 J
Xylenes (total)	8.3	Xylenes (total)	6.5 J

SBMT-SV-04

Client Sample ID:	SBMT-SV-04
Lab Sample ID:	JD59548-4
Date Sampled:	1/31/2023
Matrix:	Soil Vapor
Units	ug/m3
MS Volatiles (TO-15)	
Acetone (2-Propanone)	26.8
Benzene	2.8
Chloromethane	1.3
Dichlorodifluoromethane	2
Ethanol	43.7
Ethylbenzene	0.69 J
Ethyl Acetate	666
Heptane	0.98
Hexane	12
Isopropyl Alcohol	4.9
Methylene chloride	24
Methyl ethyl ketone	4.7
2,2,4-Trimethylpentane	0.70 J
Tertiary Butyl Alcohol	1.2
Toluene	12
Trichlorofluoromethane	1.3
Vinyl Acetate	7.4
m,p-Xylene	1.7
o-Xylene	0.65 J
Xylenes (total)	2.3

SBMT-SV-05

Client Sample ID:	SBMT-SV-05		
Lab Sample ID:	JD59548-6		
Date Sampled:	1/31/2023		
Matrix:	Soil Vapor		
Units	ug/m3		
MS Volatiles (TO-15)			
Acetone (2-Propanone)	118	Isopropyl Alcohol	3.2
1,3-Butadiene	6	Methylene chloride	2.4
Benzene	4.8	Methyl ethyl ketone	203
Carbon disulfide	12	Methyl Isobutyl Ketone	1
Chloroethane	0.50 J	Propylene	33
Chloroform	0.93 J	Styrene	1.5
Chloromethane	0.45	1,2,4-Trimethylbenzene	1.5
Cyclohexane	17	2,2,4-Trimethylpentane	2.6
Dichlorodifluoromethane	2.6	Tertiary Butyl Alcohol	8.8
Ethanol	13	Tetrachloroethylene	1.4
Ethylbenzene	2.4	Toluene	810
Ethyl Acetate	28	Trichloroethylene	0.20 J
4-Ethyltoluene	0.54 J	Trichlorofluoromethane	1.2
Heptane	14	m,p-Xylene	6.5
Hexane	27	o-Xylene	2.1
2-Hexanone	29	Xylenes (total)	8.7

SBMT-SV-06

Client Sample ID:	SBMT-SV-06		
Lab Sample ID:	JD59548-7		
Date Sampled:	1/31/2023		
Matrix:	Soil Vapor		
Units	ug/m3		
MS Volatiles (TO-15)			
Acetone (2-Propanone)	205	Hexane	60.3
1,3-Butadiene	83.8	2-Hexanone	23
Benzene	28	Isopropyl Alcohol	3.7
Carbon disulfide	94.7	Methyl ethyl ketone	155
Chloroform	2.9 J	Propylene	508
Chloromethane	1.4 J	Tertiary Butyl Alcohol	14
Cyclohexane	18	Tetrachloroethylene	1.6
Dichlorodifluoromethane	2.0 J	Toluene	30
Ethanol	16	m,p-Xylene	10
Ethylbenzene	5.2	o-Xylene	4
Heptane	75.4	Xylenes (total)	15

SBMT-SV-07

Client Sample ID:	SBMT-SV-07
Lab Sample ID:	JD59548-8
Date Sampled:	1/31/2023
Matrix:	Soil Vapor
Units	ug/m3
MS Volatiles (TO-15)	
Acetone (2-Propanone)	73.9
Benzene	0.58 J
Chloromethane	1.3
Dichlorodifluoromethane	2.1
Ethanol	32
Ethylbenzene	0.65 J
Ethyl Acetate	7.2
Heptane	0.82
Hexane	0.92
2-Hexanone	16
Isopropyl Alcohol	2.4
Methylene chloride	2
Methyl ethyl ketone	124
Propylene	16
Styrene	0.85
1,2,4-Trimethylbenzene	1.1
Tertiary Butyl Alcohol	2.6
Toluene	2.4
Trichlorofluoromethane	1.5
m,p-Xylene	2.1
o-Xylene	0.78 J
Xylenes (total)	2.9

LEGEND

▲ COMPLETED SOIL VAPOR LOCATION

NOTE:

ug/L MICROGRAMS PER LITER
J ESTIMATED CONCENTRATION

CONCENTRATIONS COMPARED TO NYSDEC AMBIENT WATER QUALITY STANDARDS AND GUIDANCE VALUES (6 NY-CRR 701.15) (JUNE 1998, AMENDED FEBRUARY 2023)

BLUE SHADING INDICATES EXCEEDANCE OF CRITERIA

N

0 120 240 Feet

TETRA TECH

STAMP:

DRAFT
NOT FOR CONSTRUCTION

SOUTH BROOKLYN MARINE TERMINAL
NYSDEC SITE NO.: C224360
SBMT ASSET LLC & EMPIRE OFFSHORE WIND LLC
269 37TH STREET
BROOKLYN, NY 11232

PROJECT NUMBERS:
194-1247-0003

SHEET TITLE:
SOIL VAPOR - DETECTED COMPOUNDS

SHEET SIZE:
ARCH "D"
24" X 36" (610 x 914)
0 ½" 1"

THIS DOCUMENT IS THE PROPERTY OF TETRA TECH WHO HAS UNLIMITED RIGHTS. THIS DOCUMENT IS PROVIDED UPON CONDITION THAT IT WILL NEITHER BE REPRODUCED, COPIED, OR ISSUED TO A THIRD PARTY AND WILL BE USED SOLELY FOR THE ORIGINAL INTENDED PURPOSE.

NO.	REVISION	DATE	INIT.

DATE: 7/13/2023
DRAWN BY:
ENGINEER:
APPROVED BY:

PROJECT PHASE:
N/A

SCALE:
1" = 120'

SHEET NO.:
FIGURE 4-3

C:\Users\vicky.gifford\Documents_Local Projects\SBMT\New Figures\SBMT Figures.dwg
Printed: 7/21/2023 9:42 AM

TABLES

Table 2-5
Sample Summary
Remedial Investigation
South Brookly Marine Terminal
269 37th Street, Brooklyn, NY

Soil						
AOC #	**Date**	**Sample Location ID**	**Sample ID**	**Depth Collected (ft. bgs)**	**Lab Sample ID**	**Notes**
AOC-1	12/15/2022	SBMT-SB-10	SB-10-06-08	6-8	JD57412-1	
AOC-1	12/15/2022		SB-10-13-15	13-15	JD57412-2	
AOC-1	12/15/2022	SBMT-SB-11	SB-11-06-08	6-8	JD57412-3	
AOC-1	12/15/2022		SB-11-13-15	13-15	JD57412-4	
AOC-1	12/15/2022	SBMT-SB-12	SB-12-05-07	5-7	JD57412-5	
AOC-1	12/15/2022		SB-12-13-15	13-15	JD57412-6	
AOC-1	1/19/2023	SBMT-CS-G	CS-G-5.5-7.5	5.5-7.5	JD58960-4	
AOC-1	2/16/2023	SBMT-SS-01	SS-01-0.0-0.5	0..0-0.5	JD60392-1	
AOC-1	2/16/2023	SBMT-SS-02	SS-02-0.0-0.5	0..0-0.5	JD60392-2	
AOC-2	12/19/2022	SBMT-SB-15	SB-15-05-07	5-7	JD57523-5	
AOC-2	12/19/2022		SB-15-13-17	13-15	JD57523-6	
AOC-2	12/19/2022	SBMT-SB-DUP-02	SB-DUP-02	13-15	JD57523-7	SB-15-13-17
AOC-2	12/19/2022	SBMT-SB-16	SB-16-06-08	6-8	JD57523-8	
AOC-2	12/19/2022		SB-16-13-15	13-15	JD57523-9	
AOC-2	12/20/2022	SBMT-SB-17	SB-17-03-05	3-5	JD57610-1	
AOC-2	12/20/2022		SB-17-13-15	13-15	JD57610-2	
AOC-2	12/20/2022	SBMT-SB-18	SB-18-05-07	5-7	JD57610-3	
AOC-2	12/20/2022		SB-18-13-15	13-15	JD57610-4	
AOC-2	12/20/2022	SBMT-SB-19	SB-19-05-07	5-7	JD57610-5	
AOC-2	12/20/2022		SB-19-13-15	13-15	JD57610-6	
AOC-2	12/20/2022	SBMT-SB-20	SB-20-03-05	3-5	JD57610-7	
AOC-2	12/20/2022		SB-20-13-15	13-15	JD57610-8	
AOC-2	12/21/2022	SBMT-SB-21	SB-21-06-08	6-8	JD57650-1	
AOC-2	12/21/2022		SB-21-13-15	13-15	JD57650-2	
Outside (AOC 2 Proximity)	1/20/2023	SBMT-CS-K	CS-K-03-05	3-5	JD59042-1	
AOC-3	12/22/2022	SBMT-SB-27	SB-27-08-10	8-10	JD57761-4	
AOC-3	12/22/2022		SB-27-13-15	13-15	JD57761-5	
AOC-3	12/22/2022	SBMT-SB-28	SB-28-04-06	4-6	JD57761-6	
AOC-3	12/22/2022		SB-28-13-15	13-15	JD57761-7	
AOC-3	1/3/2023	SBMT-SB-29	SB-29-03-05	3-5	JD58136-1	
AOC-3	1/3/2023		SB-29-13-15	13-15	JD58136-2	
AOC-3	1/3/2023	SBMT-SB-31	SB-31-02-04	2-4	JD58136-5	
AOC-3	1/3/2023		SB-31-13-15	13-15	JD58136-6	
AOC-3	1/27/2023	SBMT-SB-49	SB-49-03-05	3-5	JD59391-2	
AOC-3	1/27/2023		SB-49-13-15	13-15	JD59391-3	
AOC-3	1/27/2023	SBMT-SB-50	SB-50-03-05	3-5	JD59391-4	
AOC-3	1/27/2023		SB-50-13-15	13-15	JD59391-5	
AOC 4	12/8/2022	SBMT-SB-02	SB-02-06-08	6-8	JD56873-3	
AOC 4	12/8/2022		SB-02-08-10	8-10	JD56873-4	
AOC 4	12/8/2022	SBMT-SB-03	SB-03-6.5-8.5	6.5-8.5	JD57017-1	
AOC 4	12/8/2022		SB-03-13-15	13-15	JD57017-2	

Table 2-5
Sample Summary
Remedial Investigation
South Brookly Marine Terminal
269 37th Street, Brooklyn, NY

Soil						
AOC #	**Date**	**Sample Location ID**	**Sample ID**	**Depth Collected (ft. bgs)**	**Lab Sample ID**	**Notes**
AOC 4	12/9/2022	SBMT-SB-04	SB-04-07-09	7-9	JD57017-3	
AOC 4	12/9/2022		SB-04-13-15	13-15	JD57017-4	
AOC 4	12/9/2022	SBMT-SB-05	SB-05-6.5-8.5	6.5-8.5	JD57017-5	
AOC 4	12/9/2022		SB-05-13-15	13-15	JD57017-6	
AOC 4	12/9/2022	SBMT-SB-06	SB-06-6-8	6-8	JD57017-7	
AOC 4	12/9/2022		SB-06-13-15	13-15	JD57017-8	
AOC 4	1/25/2023	SBMT-SB-41	SB-41-7.5-9.5	7.5-9.5	JD59244-1	
AOC 4	1/25/2023	SBMT-SB-42	SB-42-03-05	3-5	JD59244-2	
AOC 4	1/25/2023	SBMT-SB-43	SB-43-06-08	6-8	JD59244-3	
AOC 4	1/26/2023	SBMT-SB-45	SB-45-7.5-9.5	7.5-9.5	JD59284-2	
AOC 4	1/26/2023	SBMT-SB-46	SB-46-7.5-9.5	7.5-9.5	JD59284-3	
AOC 4	1/26/2023	SBMT-SB-47	SB-47-08-10	8-10	JD59284-4	
AOC 4	1/27/2023	SBMT-SB-48	SB-48-08-10	8-10	JD59391-1	
AOC 4	1/24/2023	SBMT-CS-E1	CS-E1-04-06	04-06	JD59158-3	
Outside (AOC 4 Proximity)	1/26/2023	SBMT-SB-44	SB-44-6.5-8.5	6.5-8.5	JD59284-1	
Outside (AOC 4 Proximity)	1/24/2023	SBMT-CS-E2	CS-E2-04-06	04-06	JD59158-2	
Outside (AOC 4 Proximity)	1/24/2023	SBMT-CS-D	CS-D-07-09	07-09	JD59158-1	
AOC 5	12/12/2022	SBMT-SB-07	SB-07-07-09	07-09	JD57043-1	
AOC 5	12/12/2022		SB-07-11-13	11-13	JD57043-2	
AOC 5	12/12/2022	SBMT-SB-08	SB-08-6.5-8.5	6.5-8.5	JD57043-3	
AOC 5	12/12/2022		SB-08-13-15	13-15	JD57043-4	
AOC 5	12/12/2022	SBMT-SB-DUP-01	SB-DUP-01	6.5-8.5	JD57043-5	SB-08-6.5-8.5
AOC 5	12/12/2022	SBMT-SB-09	SB-09-08-10	8-10	JD57043-6	
AOC 5	12/12/2022		SB-09-13-15	13-15	JD57043-7	
AOC 5	12/21/2022	SBMT-SB-23	SB-23-05-07	05-07	JD57650-5	
AOC 5	12/21/2022		SB-23-13-15	13-15	JD57650-6	
AOC 5	12/21/2022	SBMT-SB-24	SB-24-03-05	03-05	JD57650-7	
AOC 5	12/21/2022		SB-24-13-15	13-15	JD57650-8	
AOC 5	12/21/2022	SBMT-SB-25	SB-25-02-04	02-04	JD57650-9	
AOC 5	12/21/2022		SB-25-13-15	13-15	JD57650-10	
AOC 5	1/18/2023	SBMT-CS-N	CS-N-03-05	03-05	JD58888-2	
AOC 5	1/18/2023	SBMT-CS-M	CS-M-03-05	03-05	JD58888-3	
AOC-5	2/16/2023	SBMT-SS-03	SS-03-0.0-0.5	0.0-0.5	JD60392-3	
AOC-5	2/16/2023	SBMT-SS-DUP-01	SS-DUP-01	0.0-0.5	JD60392-5	SS-03-0.0-0.5
AOC-5	2/16/2023	SBMT-SS-04	SS-04-0.0-0.5	0.0-0.5	JD60392-4	
AOC 6	1/17/2023	SBMT-TP-01	TP-01-04-06	04-06	JD58827-3	
AOC 6	1/17/2023	SBMT-TP-02	TP-02-3.5-5.5	3.5-5.5	JD58827-1	
AOC 6	1/17/2023	SBMT-TP-03	TP-03-3.5-5.5	3.5-5.5	JD58827-2	

Table 2-5
Sample Summary
Remedial Investigation
South Brookly Marine Terminal
269 37th Street, Brooklyn, NY

Soil						
AOC #	**Date**	**Sample Location ID**	**Sample ID**	**Depth Collected (ft. bgs)**	**Lab Sample ID**	**Notes**
AOC-7	12/8/2022	SBMT-SB-01	SB-01-07-09	07-09	JD56873-1	
AOC-7	12/8/2022		SB-01-13-15	13-15	JD56873-2	
AOC-7	1/23/2023	SBMT-CS-A	CS-A-04-06	04-06	JD59109-2	
AOC-7	1/23/2023	SBMT-CS-B	CS-B-04-06	04-06	JD59109-3	
AOC-7	1/23/2023	SBMT-CS-C	CS-C-04-06	04-06	JD59109-4	
AOC-7	1/23/2023	SBMT-CS-F	CS-F-05-07	05-07	JD59109-1	
AOC-7	1/19/2023	SBMT-CS-L	CS-L-04-06	04-06	JD58960-1	
AOC-7	1/19/2023	SBMT-CS-J	CS-J-04-06	04-06	JD58960-2	
AOC-7	1/19/2023	SBMT-SB-DUP-06	SB-DUP-06	04-06	JD58960-3	CS-J-04-06
AOC-7	12/19/2022	SBMT-SB-13	SB-13-06-08	06-08	JD57523-1	
AOC-7	12/19/2022		SB-13-13-15	13-15	JD57523-2	
AOC-7	12/19/2022	SBMT-SB-14	SB-14-07-09	07-09	JD57523-3	
AOC-7	12/19/2022		SB-14-13-15	13-15	JD57523-4	
AOC-7	12/21/2022	SBMT-SB-22	SB-22-06-08	06-08	JD57650-3	
AOC-7	12/21/2022		SB-22-13-15	13-15	JD57650-4	
AOC-7	1/18/2023	SBMT-CS-P	CS-P-04-06	04-06	JD58888-1	
AOC-7	1/20/2023	SBMT-CS-Q	CS-Q-04-06	04-06	JD59042-4	
AOC-7	12/22/2022	SBMT-SB-26	SB-26-05-6.5	05-6.5	JD57761-1	
AOC-7	12/22/2022		SB-26-13-15	13-15	JD57761-2	
AOC-7	12/22/2022	SBMT-SB-DUP-03	SB-DUP-03	05-6.5	JD57761-3	SB-26-05-6.5
AOC-7	1/3/2023	SBMT-SB-30	SB-30-06-08	06-08	JD58136-3	
AOC-7	1/3/2023		SB-30-13-15	13-15	JD58136-4	
AOC-7	1/20/2023	SBMT-CS-S	CS-S-04-06	04-06	JD59042-2	
AOC-7	1/4/2023	SBMT-SB-32	SB-32-05-07	05-07	JD58178-1	
AOC-7	1/4/2023		SB-32-08-10	08-10	JD58178-2	
AOC-7	1/4/2023	SBMT-SB-33	SB-33-5.5-7.5	5.5-7.5	JD58178-3	
AOC-7	1/4/2023		SB-33-13-15	13-15	JD58178-4	
AOC-7	1/4/2023	SBMT-SB-DUP-04	SB-DUP-04	5.5-7.5	JD58178-5	SB-33-5.5-7.5
AOC-7	1/4/2023	SBMT-SB-34	SB-34-03-05	03-05	JD58178-6	
AOC-7	1/4/2023		SB-34-13-15	13-15	JD58178-7	
AOC-7	1/4/2023	SBMT-SB-35	SB-35-05-07	05-07	JD58178-8	
AOC-7	1/4/2023		SB-35-13-15	13-15	JD58178-9	
AOC-7	1/5/2023	SBMT-SB-36	SB-36-06-08	06-08	JD58238-1	
AOC-7	1/5/2023		SB-36-13-15	13-15	JD58238-2	
AOC-7	1/5/2023	SBMT-SB-37	SB-37-05-07	05-07	JD58238-3	
AOC-7	1/5/2023		SB-37-13-15	13-15	JD58238-4	
AOC-7	1/20/2023	SBMT-CS-R	CS-R-03-05	03-05	JD59042-3	

Table 2-5
Sample Summary
Remedial Investigation
South Brookly Marine Terminal
269 37th Street, Brooklyn, NY

Groundwater				
AOC #	**Date**	**Sample Location ID**	**Sample ID**	**Lab Sample ID**
AOC-7	2/8/2023	SBMT-MW01	GWFD-02082023	**JD59989-1**
AOC 1	2/8/2023	SBMT-MW07	MW07-GW01	**JD59989-3**
AOC-7	2/8/2023	SBMT-MW01	MW01-GW01	**JD59989-4**
---	2/8/2023	SBMT-GWFB	GWFB-02082023	**JD59989-5**
AOC 2	2/8/2023	SBMT-MW04	MW04-GW01	**JD59989-6**
AOC 5	2/9/2023	SBMT-MW08	MW08-GW01	**JD60049-1**
AOC-7	2/9/2023	SBMT-MW02	MW02-GW01	**JD60049-2**
AOC-7	2/9/2023	SBMT-MW03	MW03-GW01	**JD60049-3**
AOC 3	2/9/2023	SBMT-MW05	MW05-GW01	**JD60049-4**
AOC-7	2/9/2023	SBMT-MW09	MW09-GW01	**JD60049-5**
AOC-7	2/9/2023	SBMT-MW10	MW10-GW01	**JD60049-6**
AOC-7	2/9/2023	SBMT-MW06	MW06-GW01	**JD60049-7**

Soil Vapor				
AOC #	**Date**	**Sample Location ID**	**Sample ID**	**Lab Sample ID**
AOC 5	1/31/2023	SBMT-SV-01	SV-01	**JD59548-1**
AOC 5	1/31/2023	SBMT-SV-02	SV-02	**JD59548-2**
AOC 5	1/31/2023	SBMT-SV-03	SV-03	**JD59548-3**
AOC-7	1/31/2023	SBMT-SV-04	SV-04	**JD59548-4**
---	1/31/2023	SBMT-SV-AA01	SV-AA01	**JD59548-5**
AOC 3	1/31/2023	SBMT-SV-05	SV-05	**JD59548-6**
AOC-7	1/31/2023	SBMT-SV-06	SV-06	**JD59548-7**
AOC-7	1/31/2023	SBMT-SV-07	SV-07	**JD59548-8**
AOC 6	1/31/2023	SBMT-SV-08	SV-08	**JD59548-9**
AOC 5 (SV-03)	1/31/2023	SBMT-SV-DUP01	SV-DUP01	**JD59548-10**

Table 3-1
Groundwater Elevations
Remedial Investigation
South Brooklyn Marine Terminal
February 8, 2023

Monitoring Well	Top of Casing Elevation (ft. amsl)	Depth to Water (ft.)	Groundwater Elevation (ft. amsl)
MW-01	9.41	7.53	1.88
MW-02	8.11	5.61	2.5
MW-03	9.64	7.9	1.74
MW-04	7.75	5.4	2.35
MW-05	6.88	4.93	1.95
MW-06	6.48	5.1	1.38
MW-07	8.78	8.16	0.62
MW-08	5.79	5.33	0.46
MW-09	8.05	6.4	1.65
MW-10	8.71	5.7	3.01

Table 4-1
Analytical Results – Detected Volatile Organic Compounds
Surface Soil
Remedial Investigation
South Brooklyn Marine Terminal
269 37th Street, Brooklyn, NY

Client Sample ID:	NY Industrial SCO w/CP-51 (10/10)(6 NYCRR 375-6 12/06)	NY Protection of Groundwater w/CP-51 (10/10)(6 NYCRR 375-6 12/06)	SBMT-SS-01-0.0-0.5	SBMT-SS-02-0.0-0.5	SBMT-SS-03-0.0-0.5	SBMT-SS-DUP01	SBMT-SS-04-0.0-0.5
Lab Sample ID:			JD60392-1	JD60392-2	JD60392-3	JD60392-5	JD60392-4
Date Sampled:			2/16/2023	2/16/2023	2/16/2023	2/16/2023	2/16/2023
Matrix:			Soil	Soil	Soil	Soil	Soil
(mg/kg)							
Chloroform	700	0.37	ND	ND	0.00060 J	ND	ND

Footnotes:

Values shaded blue detected above laboratory quantification limit shown
ND: Not detected above the laboratory quantification limit shown
mg/kg: miligram per kilogram
SCO - Soil Cleanup Objective
J : Result is less than the RL but greater than or equal to the MDL and the concentration is an approximate value.

Table 4-2
Analytical Results – PFAS Compounds
Surface Soil
Remedial Investigation
South Brooklyn Marine Terminal
269 37th Street, Brooklyn, NY

Client Sample ID:	NY Industrial SCO w/CP-51 (10/10)(6 NYCRR 375-6 12/06)	NY Protection of Groundwater w/CP-51 (10/10)(6 NYCRR 375-6 12/06)	SBMT-SS-01-0.0-0.5	SBMT-SS-02-0.0-0.5	SBMT-SS-03-0.0-0.5	SBMT-SS-04-0.0-0.5
Lab Sample ID:			JD60392-1A	JD60392-2A	JD60392-3A	JD60392-4A
Date Sampled:			2/16/2023	2/16/2023	2/16/2023	2/16/2023
Matrix:			Soil	Soil	Soil	Soil
PFAS Compounds (ug/kg)						
Perfluorobutanoic acid	-	-	ND	ND	ND	ND
Perfluoropentanoic acid	-	-	ND	ND	ND	ND
Perfluorohexanoic acid	-	-	ND	ND	ND	ND
Perfluoroheptanoic acid	-	-	ND	ND	ND	ND
Perfluorooctanoic acid	600	0.8	ND	ND	ND	ND
Perfluorononanoic acid	-	-	ND	ND	ND	ND
Perfluorodecanoic acid	-	-	ND	ND	ND	ND
Perfluoroundecanoic acid	-	-	ND	ND	ND	ND
Perfluorododecanoic acid	-	-	ND	ND	ND	ND
Perfluorotridecanoic acid	-	-	ND	ND	ND	ND
Perfluorotetradecanoic acid	-	-	ND	ND	ND	ND
Perfluorobutanesulfonic acid	-	-	ND	ND	ND	ND
Perfluoropentanesulfonic acid	-	-	ND	ND	ND	ND
Perfluorohexanesulfonic acid	-	-	ND	ND	ND	ND
Perfluoroheptanesulfonic acid	-	-	ND	ND	ND	ND
Perfluorooctanesulfonic acid	440	1	ND	ND	ND	0.00012 J
Perfluorononanesulfonic acid	-	-	ND	ND	ND	ND
Perfluorodecanesulfonic acid	-	-	ND	ND	ND	ND
Perfluorododecanesulfonic acid	-	-	ND	ND	ND	ND
4:2 Fluorotelomer sulfonate	-	-	ND	ND	ND	ND
6:2 Fluorotelomer sulfonate	-	-	ND	ND	ND	ND
8:2 Fluorotelomer sulfonate	-	-	ND	ND	ND	ND
PFOSA	-	-	ND	ND	ND	ND
MeFOSA	-	-	ND	ND	ND	ND
EtFOSA	-	-	ND	ND	ND	ND
MeFOSAA	-	-	ND	ND	ND	ND
EtFOSAA	-	-	ND	ND	ND	ND
MeFOSE	-	-	ND	ND	ND	ND
EtFOSE	-	-	ND	ND	ND	ND
HFPO-DA (GenX)	-	-	ND	ND	ND	ND
ADONA	-	-	ND	ND	ND	ND
PFMPA	-	-	ND	ND	ND	ND
PFMBA	-	-	ND	ND	ND	ND
NFDHA	-	-	ND	ND	ND	ND
9Cl-PF3ONS (F-53B Major)	-	-	ND	ND	ND	ND
11Cl-PF3OUdS (F-53B Minor)	-	-	ND	ND	ND	ND
PFEESA	-	-	ND	ND	ND	ND
3:3 Fluorotelomer carboxylate	-	-	ND	ND	ND	ND
5:3 Fluorotelomer carboxylate	-	-	ND	ND	ND	ND
7:3 Fluorotelomer carboxylate	-	-	ND	ND	ND	ND

Footnotes:

Values shaded blue detected above laboratory quantification limit shown
ND: Not detected above the laboratory quantification limit shown
ug/kg: micrograms per kilogram
SCO - Soil Cleanup Objective
J : Result is less than the RL but greater than or equal to the MDL and the concentration is an approximate value.
"-" : No Criteria

Table 4-3
Analytical Results – Detected Semi-Volatile Organic Compounds
Surface Soil
Remedial Investigation
South Brooklyn Marine Terminal
269 37th Street, Brooklyn, NY

Client Sample ID:	NY Industrial SCO w/CP-51 (10/10)(6 NYCRR 375-6 12/06)	NY Protection of Groundwater w/CP-51 (10/10)(6 NYCRR 375-6 12/06)	SBMT-SS-01-0.0-0.5	SBMT-SS-02-0.0-0.5	SBMT-SS-03-0.0-0.5	SBMT-SS-DUP01	SBMT-SS-04-0.0-0.5
Lab Sample ID:			JD60392-1	JD60392-2	JD60392-3	JD60392-5	JD60392-4
Date Sampled:			2/16/2023	2/16/2023	2/16/2023	2/16/2023	2/16/2023
Matrix:			Soil	Soil	Soil	Soil	Soil
Semi Volatile Organic Compounds (mg/kg)							
2,4-Dimethylphenol	-	-	ND	0.326 J	ND	ND	ND
2-Methylphenol	1000	0.33	ND	0.317 J	ND	ND	ND
3&4-Methylphenol	-	-	ND	0.848	ND	ND	ND
Phenol	1000	0.33	ND	0.576	ND	ND	ND
Acenaphthene	1000	98	0.421	2.54	ND	0.0669 J	ND
Acenaphthylene	1000	107	0.592	0.108 J	ND	ND	ND
Anthracene	1000	1000	1.54	2.4	ND	0.429	ND
Benzo(a)anthracene	11	1	4.05	4.91	ND	2.25	0.0666 J
Benzo(a)pyrene	1.1	22	**3.74**	**4.49**	ND	**1.56**	ND
Benzo(b)fluoranthene	11	1.7	4.5	5	ND	2.27	ND
Benzo(g,h,i)perylene	1000	1000	2.02	2.23	ND	0.723	ND
Benzo(k)fluoranthene	110	1.7	1.32	1.87	ND	0.612	ND
1,1'-Biphenyl	-	-	0.0435 J	0.876	ND	ND	ND
Benzaldehyde	-	-	ND	ND	0.0273 J	ND	ND
Carbazole	-	-	0.324 J	1.36	ND	0.329 J	ND
Chrysene	110	1	3.42	5.37	ND	2.13	ND
Dibenzo(a,h)anthracene	1.1	1000	0.564	0.704	ND	0.239	ND
Dibenzofuran	1000	210	0.344 J	2.21	ND	ND	ND
bis(2-Ethylhexyl)phthalate	-	-	0.0786 J	0.103 J	ND	ND	ND
Fluoranthene	1000	1000	7.55	9.17	ND	4.59	0.0795 J
Fluorene	1000	386	0.734	1.48	ND	0.0841 J	ND
Indeno(1,2,3-cd)pyrene	11	8.2	2	2.1	ND	0.739	ND
2-Methylnaphthalene	-	-	0.0873 J	3.91	ND	ND	ND
Naphthalene	1000	12	0.109 J	9.24	ND	0.532 J	ND
Phenanthrene	1000	1000	5.48	10.2	ND	1.97	ND
Pyrene	1000	1000	6.95	9.53	ND	0.0431	0.0708 J

Footnotes:

Values shaded blue detected above laboratory quantification limit shown
Values shaded in green indicate exceedance of the NYSDEC PGSCO
Values shaded in yellow indicate exceedance of the NYSDEC Industrial SCO standard
ND: Not detected above the laboratory quantification limit
mg/kg: miligram per kilogram
SCO - Soil Cleanup Objective
J : Result is less than the RL but greater than or equal to the MDL and the concentration is an approximate
"-" : No Criteria

Table 4-4
Analytical Results – Detected Pesticides
Surface Soil
Remedial Investigation
South Brooklyn Marine Terminal
269 37th Street, Brooklyn, NY

Client Sample ID:	NY Industrial SCO w/CP-51 (10/10)(6 NYCRR 375-6 12/06)	NY Protection of Groundwater w/CP-51 (10/10)(6 NYCRR 375-6 12/06)	SBMT-SS-01-0.0-0.5	SBMT-SS-02-0.0-0.5	SBMT-SS-03-0.0-0.5	SBMT-SS-DUP01	SBMT-SS-04-0.0-0.5
Lab Sample ID:			JD60392-1	JD60392-2	JD60392-3	JD60392-5	JD60392-4
Date Sampled:			2/16/2023	2/16/2023	2/16/2023	2/16/2023	2/16/2023
Matrix:			Soil	Soil	Soil	Soil	Soil
Pesticides (mg/kg)							
alpha-Chlordane	47	2.9	0.0016 J	0.0061 J	ND	ND	ND
gamma-Chlordane	-	-	0.0024	0.0056	ND	ND	ND
Dieldrin	2.8	0.1	0.0017	0.00083 J	ND	0.0014	ND
4,4'-DDD	180	14	ND	ND	ND	0.0018	ND
4,4'-DDT	94	136	0.0037 J	0.0025 J	0.00072 J	0.0029 J	0.0014 J

Footnotes:

Values shaded blue detected above laboratory quantification limit shown
ND: Not detected above the laboratory quantification limit shown
mg/kg: miligram per kilogram
SCO - Soil Cleanup Objective
J: The analyte was positively identified and the associated numerical value is the approximate concentration of the analyte in the sample.
"-" : No Criteria

Table 4-5
Analytical Results –PCBs
Surface Soil
Remedial Investigation
South Brooklyn Marine Terminal
269 37th Street, Brooklyn, NY

Client Sample ID:	NY Industrial SCO w/CP-51 (10/10)(6 NYCRR 375-6 12/06)	NY Protection of Groundwater w/CP-51 (10/10)(6 NYCRR 375-6 12/06)	SBMT-SS-01-0.0-0.5	SBMT-SS-02-0.0-0.5	SBMT-SS-03-0.0-0.5	SBMT-SS-DUP01	SBMT-SS-04-0.0-0.5
Lab Sample ID:			JD60392-1	JD60392-2	JD60392-3	JD60392-5	JD60392-4
Date Sampled:			2/16/2023	2/16/2023	2/16/2023	2/16/2023	2/16/2023
Matrix:			Soil	Soil	Soil	Soil	Soil
PCBs (mg/kg)							
Aroclor 1016	-	-	ND	ND	ND	ND	ND
Aroclor 1221	-	-	ND	ND	ND	ND	ND
Aroclor 1232	-	-	ND	ND	ND	ND	ND
Aroclor 1242	-	-	ND	ND	ND	ND	ND
Aroclor 1248	-	-	ND	ND	ND	ND	ND
Aroclor 1254	-	-	ND	ND	ND	ND	ND
Aroclor 1260	-	-	ND	ND	ND	ND	ND
Aroclor 1268	-	-	ND	ND	ND	ND	ND
Aroclor 1262	-	-	ND	ND	ND	ND	ND
Total Aroclors	25	3.2	ND	ND	ND	ND	ND

Footnotes:

ND: Not detected above the laboratory quantification limit shown

mg/kg: miligram per kilogram

SCO - Soil Cleanup Objective

Table 4-6
Analytical Results – Detected Metals
Surface Soil
Remedial Investigation
South Brooklyn Marine Terminal
269 37th Street, Brooklyn, NY

Client Sample ID:	Unit	NY Industrial SCO w/CP-51 (10/10)(6 NYCRR 375-6 12/06)	NY Protection of Groundwater w/CP-51 (10/10)(6 NYCRR 375-6 12/06)	SBMT-SS-01-0.0-0.5	SBMT-SS-02-0.0-0.5	SBMT-SS-03-0.0-0.5	SBMT-SS-DUP01	SBMT-SS-04-0.0-0.5
Lab Sample ID:				JD60392-1	JD60392-2	JD60392-3	JD60392-5	JD60392-4
Date Sampled:				2/16/2023	2/16/2023	2/16/2023	2/16/2023	2/16/2023
Matrix:				Soil	Soil	Soil	Soil	Soil
Metals (mg/kg)								
Aluminum	mg/kg	-	-	4910	5100	1430	5070	10400
Arsenic	mg/kg	16	16	8	9.4	ND	10.5	2.8
Barium	mg/kg	10000	820	75.2	124	ND	80.5	318
Beryllium	mg/kg	2700	47	0.41	0.47	ND	0.39	0.41
Cadmium	mg/kg	60	7.5	0.56	ND	ND	ND	ND
Calcium	mg/kg	-	-	16000	13200	765	11600	18400
Chromium	mg/kg	-	-	15.6	14.7	5.1	13	13.4
Cobalt	mg/kg	-	-	5.6	ND	ND	ND	ND
Copper	mg/kg	10000	1720	51.2	62.4	3.8	44.2	21.7
Iron	mg/kg	-	-	18400	12100	3940	16600	4050
Lead	mg/kg	3900	450	171	193	6.6	168	89.4
Magnesium	mg/kg	-	-	6000	4490	575	3770	835
Manganese	mg/kg	10000	2000	214	200	66.1	197	22.6
Mercury	mg/kg	5.7	0.73	0.31	0.28	ND	0.37	ND
Nickel	mg/kg	10000	130	27.9	18.4	ND	18.4	4.9
Silver	mg/kg	6800	8.3	0.66	0.72	ND	0.77	ND
Vanadium	mg/kg	-	-	20.5	18.5	6.1	19.4	16.2
Zinc	mg/kg	10000	2480	203	468	10	250	25.1
General Chemistry								
Cyanide	mg/kg	10000	40	ND	ND	ND	ND	ND
Solids, Percent	%	-		92.5	93.2	94.7	91	90
Total Organic Carbon	mg/kg	-		21900	19600	4000	81800	17500

Footnotes:

Values shaded blue detected above laboratory quantification limit shown
Values shaded in green indicate exceedance of the NYSDEC PGSCO
mg/kg: miligram per kilogram
SCO - Soil Cleanup Objective
"-" : No Criteria
ND: Not detected above the laboratory quantification limit shown

Table 4-7
Analytical Results – Detected Volatile Organic Compounds
Subsurface Soil
Remedial Investigation
South Brooklyn Marine Terminal
269 37th Street, Brooklyn, NY

Client Sample ID:	NY Industrial SCO w/CP-51 (10/10)(6 NYCRR 375-6 12/06)	NY Protection of Groundwater w/CP-51 (10/10)(6 NYCRR 375-6 12/06)	SBMT-SB-01-0709	SBMT-SB-01-1315	SBMT-SB-02-0608	SBMT-SB-02-0810	SBMT-SB-03-6.5-8.5	SBMT-SB-03-13-15	SBMT-SB-04-07-09	SBMT-SB-04-13-15	SBMT-SB-05-6.5-8.5	SBMT-SB-05-13-15	SBMT-SB-06-06-08
Lab Sample ID:			JD56873-1	JD56873-2	JD56873-3	JD56873-4	JD57017-1	JD57017-2	JD57017-3	JD57017-4	JD57017-5	JD57017-6	JD57017-7
Date Sampled:			12/8/2022	12/8/2022	12/8/2022	12/8/2022	12/8/2022	12/8/2022	12/9/2022	12/9/2022	12/8/2022	12/8/2022	12/9/2022
Matrix:			Soil	Soil	Soil	Soil	Soil	Soil	Soil	Soil	Soil	Soil	Soil
Volatile Organic Compounds (mg/kg)													
Acetone	1000	0.05	0.0047 J	0.0267	ND	ND	0.0381	0.0089 J	ND	0.014	ND	0.0080 J	ND
Benzene	89	0.06	ND	ND	ND	ND	ND	ND	ND	ND	ND	ND	ND
2-Butanone (MEK)	1000	0.12	ND	0.0031 J	ND	ND	0.0092 J	ND	ND	ND	ND	ND	ND
Carbon disulfide	-	-	ND	ND	ND	ND	0.00077 J	0.00071 J	ND	ND	ND	0.0013 J	ND
Ethylbenzene	780	1	0.00040 UJ	0.00039 UJ	ND	0.00045 UJ	ND	ND	ND	ND	ND	ND	ND
Isopropylbenzene	-	-	ND	ND	ND	ND	ND	ND	ND	ND	ND	ND	ND
Methyl Acetate	-	-	ND	ND	ND	ND	ND	ND	ND	ND	ND	ND	ND
Methylcyclohexane	-	-	ND	ND	ND	ND	ND	ND	ND	ND	ND	ND	ND
Methylene chloride	1000	0.05	ND	ND	ND	ND	ND	ND	ND	ND	ND	ND	ND
Styrene	-	-	ND	ND	ND	ND	ND	ND	ND	ND	ND	ND	ND
Tetrachloroethene	300	1.3	ND	ND	ND	ND	ND	ND	ND	ND	ND	ND	ND
Toluene	1000	0.7	0.00047 UJ	0.00045 UJ	ND	0.00052 UJ	ND	ND	ND	ND	ND	ND	ND
1,1,1-Trichloroethane	1000	0.68	ND	ND	ND	ND	ND	ND	ND	ND	ND	ND	ND
m,p-Xylene	1000	1.6	ND	ND	ND	ND	ND	ND	ND	ND	ND	ND	ND
o-Xylene	1000	1.6	ND	ND	ND	ND	ND	ND	ND	ND	ND	ND	ND
Xylene (total)	1000	1.6	ND	ND	ND	ND	ND	ND	ND	ND	ND	ND	ND

Footnotes:

Values shaded blue detected above laboratory quantification limit shown
Values shaded in green indicate exceedance of the NY Protection of Groundwater standard
mg/kg: miligram per kilogram
SCO - Soil Cleanup Objective
"-" : No Criteria
ND: Not detected above the laboratory quantification limit shown
J: The analyte was positively identified and the associated numerical value is the approximate concentration of the analyte in the sample.
UJ:The analyte was not detected at a level greater than or equal to the reporting limit; however, the reported reporting limit is approximate and may be inaccurate or imprecise.
B: Analyte found in sample and associated blank

Table 4-7
Analytical Results – Detected Volatile Organic Compounds
Subsurface Soil
Remedial Investigation
South Brooklyn Marine Terminal
269 37th Street, Brooklyn, NY

Client Sample ID:	NY Industrial SCO w/CP-51 (10/10)(6 NYCRR 375-6 12/06)	SBMT-SB-06-13-15	SBMT-SB-07-07-09	SBMT-SB-07-11-13	SBMT-SB-08-6.5-8.5	SBMT-SB-DUP-01	SBMT-SB-08-13-15	SBMT-SB-09-08-10	SBMT-SB-09-13-15	SBMT-SB-10-06-08	SBMT-SB-10-13-15	SBMT-SB-11-06-08	SBMT-SB-11-13-15
Lab Sample ID:		JD57017-8	JD57043-1	JD57043-2	JD57043-3	JD57043-5	JD57043-4	JD57043-6	JD57043-7	JD57412-1	JD57412-2	JD57412-3	JD57412-4
Date Sampled:		12/9/2022	12/12/2022	12/12/2022	12/12/2022	12/12/2022	12/12/2022	12/12/2022	12/12/2022	12/15/2022	12/15/2022	12/15/2022	12/15/2022
Matrix:		Soil	Soil	Soil	Soil	Soil	Soil	Soil	Soil	Soil	Soil	Soil	Soil
Volatile Organic Compounds (mg/kg)													
Acetone	1000	0.0056 J	ND	ND	0.068 J	0.0065 J	0.0065 J	ND	ND	ND	ND	ND	0.0074 J
Benzene	89	ND	1.960	0.503	0.002	0.0019	ND	ND	0.0486	ND	ND	ND	ND
2-Butanone (MEK)	1000	ND	ND	ND	ND	ND	ND	ND	ND	ND	ND	ND	ND
Carbon disulfide	-	0.0051	0.0729 J	ND	ND	ND	ND	ND	ND	ND	ND	ND	ND
Ethylbenzene	780	ND	2.130	0.611	ND	ND	ND	ND	0.392	ND	ND	ND	ND
Isopropylbenzene	-	ND	0.227	0.143	ND	ND	ND	ND	ND	ND	ND	ND	ND
Methyl Acetate	-	ND	0.227 J	ND	ND	ND	ND	ND	0.274 J	ND	ND	ND	ND
Methylcyclohexane	-	ND	ND	ND	ND	ND	ND	ND	ND	ND	ND	ND	ND
Methylene chloride	1000	ND	ND	ND	ND	ND	ND	ND	ND	ND	ND	ND	ND
Styrene	-	ND	0.412	ND	ND	ND	ND	ND	0.127 J	ND	ND	ND	ND
Tetrachloroethene	300	ND	ND	ND	ND	ND	ND	ND	ND	ND	ND	ND	ND
Toluene	1000	ND	2.530	0.376	0.00056 J	0.00061 J	ND	ND	0.322	ND	ND	ND	ND
1,1,1-Trichloroethane	1000	ND	ND	ND	ND	ND	ND	ND	ND	ND	ND	ND	ND
m,p-Xylene	1000	ND	3.47	1.22	ND	0.0009	ND	ND	1.25	ND	ND	ND	ND
o-Xylene	1000	ND	1.83	0.67	0.00069 J	0.00072 J	ND	ND	0.447	ND	ND	ND	ND
Xylene (total)	1000	ND	5.300	1.890	0.00069 J	0.0016	ND	ND	1.7	ND	ND	ND	ND

Footnotes:

Values shaded blue detected above laboratory quantification limit shown
Values shaded in green indicate exceedance of the NY Protection of Groundwater standard
mg/kg: miligram per kilogram
SCO - Soil Cleanup Objective
"-" : No Criteria
ND: Not detected above the laboratory quantification limit shown
J: The analyte was positively identified and the associated numerical value is the approximate concentration of the analyte in the sample.
UJ:The analyte was not detected at a level greater than or equal to the reporting limit; however, the reported reporting limit is approximate and may be inaccurate or imprecise.
B: Analyte found in sample and associated blank

Table 4-7
Analytical Results – Detected Volatile Organic Compounds
Subsurface Soil
Remedial Investigation
South Brooklyn Marine Terminal
269 37th Street, Brooklyn, NY

Client Sample ID:	NY Industrial SCO w/CP-51 (10/10)(6 NYCRR 375-6 12/06)	SBMT-SB-12-05-07	SBMT-SB-12-13-15	SBMT-SB-13-06-08	SBMT-SB-13-13-15	SBMT-SB-14-07-09	SBMT-SB-14-13-15	SBMT-SB-15-05-07	SBMT-SB-15-13-17	SBMT-SB-DUP-02	SBMT-SB-16-06-08	SBMT-SB-16-13-15	SBMT-SB-17-03-05
Lab Sample ID:		JD57412-5	JD57412-6	JD57523-1	JD57523-2	JD57523-3	JD57523-4	JD57523-5	JD57523-6	JD57523-7	JD57523-8	JD57523-9	JD57610-1
Date Sampled:		12/15/2022	12/15/2022	12/19/2022	12/19/2022	12/19/2022	12/19/2022	12/19/2022	12/19/2022	12/19/2022	12/19/2022	12/19/2022	12/19/2022
Matrix:		Soil	Soil	Soil	Soil	Soil	Soil	Soil	Soil	Soil	Soil	Soil	Soil
Volatile Organic Compounds (mg/kg)													
Acetone	1000	0.0335	ND	ND	0.0049 J	ND	0.0112 J	ND	0.0113 J	0.0081 J	ND	0.0097 J	ND
Benzene	89	ND	ND	ND	ND	ND	ND	ND	ND	ND	ND	ND	ND
2-Butanone (MEK)	1000	ND	ND	ND	ND	ND	ND	ND	ND	ND	ND	ND	ND
Carbon disulfide	-	ND	ND	ND	ND	ND	0.0012 J	ND	ND	ND	ND	0.0010 J	ND
Ethylbenzene	780	ND	ND	ND	ND	ND	ND	ND	ND	ND	ND	ND	ND
Isopropylbenzene	-	ND	ND	ND	ND	ND	ND	ND	ND	ND	ND	ND	ND
Methyl Acetate	-	ND	ND	ND	ND	ND	ND	ND	ND	ND	ND	ND	ND
Methylcyclohexane	-	ND	ND	ND	ND	ND	ND	ND	ND	ND	ND	ND	ND
Methylene chloride	1000	ND	ND	ND	ND	ND	ND	ND	ND	ND	ND	ND	ND
Styrene	-	ND	ND	ND	ND	ND	ND	ND	ND	ND	ND	ND	ND
Tetrachloroethene	300	ND	ND	ND	ND	ND	ND	0.0010 J	ND	ND	ND	ND	ND
Toluene	1000	ND	ND	ND	ND	ND	ND	ND	ND	ND	ND	ND	ND
1,1,1-Trichloroethane	1000	ND	ND	ND	ND	ND	ND	ND	ND	ND	ND	ND	ND
m,p-Xylene	1000	ND	ND	ND	ND	ND	ND	ND	ND	ND	ND	ND	ND
o-Xylene	1000	ND	ND	ND	ND	ND	ND	ND	ND	ND	ND	ND	ND
Xylene (total)	1000	ND	ND	ND	ND	ND	ND	ND	ND	ND	ND	ND	ND

Footnotes:

Values shaded blue detected above laboratory quantification limit shown
Values shaded in green indicate exceedance of the NY Protection of Groundwater standard
mg/kg: miligram per kilogram
SCO - Soil Cleanup Objective
"-" : No Criteria
ND: Not detected above the laboratory quantification limit shown
J: The analyte was positively identified and the associated numerical value is the approximate concentration of the analyte in the sample.
UJ:The analyte was not detected at a level greater than or equal to the reporting limit; however, the reported reporting limit is approximate and may be inaccurate or imprecise.
B: Analyte found in sample and associated blank

Table 4-7
Analytical Results – Detected Volatile Organic Compounds
Subsurface Soil
Remedial Investigation
South Brooklyn Marine Terminal
269 37th Street, Brooklyn, NY

Client Sample ID:	NY Industrial SCO w/CP-51 (10/10)(6 NYCRR 375-6 12/06)	SBMT-SB-17-13-15	SBMT-SB-18-05-07	SBMT-SB-18-13-15	SBMT-SB-19-05-07	SBMT-SB-19-13-15	SBMT-SB-20-03-05	SBMT-SB-20-13-15	SBMT-SB-21-06-08	SBMT-SB-21-13-15	SBMT-SB-22-06-08	SBMT-SB-22-13-15	SBMT-SB-23-05-07
Lab Sample ID:		JD57610-2	JD57610-3	JD57610-4	JD57610-5	JD57610-6	JD57610-7	JD57610-8	JD57650-1	JD57650-2	JD57650-3	JD57650-4	JD57650-5
Date Sampled:		12/19/2022	12/20/2022	12/20/2022	12/20/2022	12/20/2022	12/20/2022	12/20/2022	12/21/2022	12/21/2022	12/21/2022	12/21/2022	12/21/2022
Matrix:		Soil	Soil	Soil	Soil	Soil	Soil	Soil	Soil	Soil	Soil	Soil	Soil
Volatile Organic Compounds (mg/kg)													
Acetone	1000	ND	0.0087 J	0.0047 J	ND	ND	ND	ND	ND	0.0093 J	0.0105	0.0129	0.018
Benzene	89	ND	ND	ND	ND	ND	ND	ND	ND	ND	ND	ND	0.0036
2-Butanone (MEK)	1000	ND	ND	ND	ND	ND	ND	ND	ND	ND	ND	ND	ND
Carbon disulfide	-	ND	ND	ND	ND	ND	ND	0.00098 J	ND	ND	0.0015 J	ND	ND
Ethylbenzene	780	ND	ND	ND	ND	ND	ND	ND	ND	ND	ND	ND	ND
Isopropylbenzene	-	ND	ND	ND	ND	ND	ND	ND	ND	ND	ND	ND	ND
Methyl Acetate	-	ND	ND	ND	ND	ND	ND	ND	ND	ND	ND	ND	ND
Methylcyclohexane	-	ND	ND	ND	ND	ND	ND	ND	ND	ND	ND	ND	ND
Methylene chloride	1000	ND	ND	ND	ND	ND	ND	ND	ND	ND	ND	ND	ND
Styrene	-	ND	ND	ND	ND	ND	ND	ND	ND	ND	ND	ND	ND
Tetrachloroethene	300	ND	ND	ND	ND	ND	ND	ND	ND	ND	ND	ND	ND
Toluene	1000	ND	ND	ND	ND	ND	ND	ND	ND	ND	ND	ND	0.001
1,1,1-Trichloroethane	1000	ND	ND	ND	ND	ND	0.00080 J	ND	ND	ND	ND	ND	ND
m,p-Xylene	1000	ND	ND	ND	ND	ND	ND	ND	ND	ND	ND	ND	ND
o-Xylene	1000	ND	ND	ND	ND	ND	ND	ND	ND	ND	ND	ND	ND
Xylene (total)	1000	ND	ND	ND	ND	ND	ND	ND	ND	ND	ND	ND	ND

Footnotes:

Values shaded blue detected above laboratory quantification limit shown
Values shaded in green indicate exceedance of the NY Protection of Groundwater standard
mg/kg: miligram per kilogram
SCO - Soil Cleanup Objective
"-" : No Criteria
ND: Not detected above the laboratory quantification limit shown
J: The analyte was positively identified and the associated numerical value is the approximate concentration of the analyte in the sample.
UJ:The analyte was not detected at a level greater than or equal to the reporting limit; however, the reported reporting limit is approximate and may be inaccurate or imprecise.
B: Analyte found in sample and associated blank

Table 4-7
Analytical Results – Detected Volatile Organic Compounds
Subsurface Soil
Remedial Investigation
South Brooklyn Marine Terminal
269 37th Street, Brooklyn, NY

Client Sample ID:	NY Industrial SCO w/CP-51 (10/10)(6 NYCRR 375-6 12/06)	SBMT-SB-23-13-15	SBMT-SB-24-03-05	SBMT-SB-24-13-15	SBMT-SB-25-02-04	SBMT-SB-25-13-15	SBMT-SB-26-05-6.5	SBMT-SB-DUP-03	SBMT-SB-26-13-15	SBMT-SB-27-08-10	SBMT-SB-27-13-15	SBMT-SB-28-04-06	SBMT-SB-28-13-15
Lab Sample ID:		JD57650-6	JD57650-7	JD57650-8	JD57650-9	JD57650-10	JD57761-1	JD57761-3	JD57761-2	JD57761-4	JD57761-5	JD57761-6	JD57761-7
Date Sampled:		12/21/2022	12/21/2022	12/21/2022	12/21/2022	12/21/2022	12/22/2022	12/22/2022	12/22/2022	12/22/2022	12/22/2022	12/22/2022	12/22/2022
Matrix:		Soil	Soil	Soil	Soil	Soil	Soil	Soil	Soil	Soil	Soil	Soil	Soil
Volatile Organic Compounds (mg/kg)													
Acetone	1000	0.0104	0.04	0.012	0.0249	ND	0.0040 J	0.0046 J	0.0051 J	ND	0.0096 J	ND	0.0081 J
Benzene	89	0.0011	ND	ND	0.00087	ND	ND	ND	ND	ND	ND	ND	ND
2-Butanone (MEK)	1000	ND	0.0078 J	ND	0.0042 J	ND	ND	ND	ND	ND	ND	ND	ND
Carbon disulfide	-	0.00056 J	ND	0.0016 J	0.00088 J	ND	ND	ND	ND	ND	ND	ND	ND
Ethylbenzene	780	ND	ND	ND	ND	ND	ND	ND	ND	ND	ND	ND	ND
Isopropylbenzene	-	ND	ND	ND	0.0017 J	ND	ND	ND	ND	ND	ND	ND	ND
Methyl Acetate	-	ND	ND	ND	ND	ND	ND	ND	ND	ND	ND	ND	ND
Methylcyclohexane	-	ND	ND	ND	0.005	ND	ND	ND	ND	ND	ND	ND	ND
Methylene chloride	1000	ND	ND	ND	ND	ND	ND	ND	ND	ND	ND	ND	ND
Styrene	-	ND	ND	ND	ND	ND	ND	ND	ND	ND	ND	ND	ND
Tetrachloroethene	300	ND	ND	ND	ND	ND	ND	ND	ND	ND	ND	ND	ND
Toluene	1000	ND	ND	ND	ND	ND	ND	ND	ND	ND	ND	ND	ND
1,1,1-Trichloroethane	1000	ND	ND	ND	ND	ND	ND	ND	ND	ND	ND	ND	ND
m,p-Xylene	1000	ND	ND	ND	ND	ND	ND	ND	ND	ND	ND	ND	ND
o-Xylene	1000	ND	ND	ND	ND	ND	ND	ND	ND	ND	ND	ND	ND
Xylene (total)	1000	ND	ND	ND	ND	ND	ND	ND	ND	ND	ND	ND	ND

Footnotes:

Values shaded blue detected above laboratory quantification limit shown
Values shaded in green indicate exceedance of the NY Protection of Groundwater standard
mg/kg: miligram per kilogram
SCO - Soil Cleanup Objective
"-" : No Criteria
ND: Not detected above the laboratory quantification limit shown
J: The analyte was positively identified and the associated numerical value is the approximate concentration of the analyte in the sample.
UJ:The analyte was not detected at a level greater than or equal to the reporting limit; however, the reported reporting limit is approximate and may be inaccurate or imprecise.
B: Analyte found in sample and associated blank

Table 4-7
Analytical Results – Detected Volatile Organic Compounds
Subsurface Soil
Remedial Investigation
South Brooklyn Marine Terminal
269 37th Street, Brooklyn, NY

Client Sample ID:	NY Industrial SCO w/CP-51 (10/10)(6 NYCRR 375-6 12/06)	SBMT-SB-29-03-05	SBMT-SB-29-13-15	SBMT-SB-30-06-08	SBMT-SB-30-13-15	SBMT-SB-31-02-04	SBMT-SB-31-13-15
Lab Sample ID:		JD58136-1	JD58136-2	JD58136-3	JD58136-4	JD58136-5	JD58136-6
Date Sampled:		1/3/2023	1/3/2023	1/3/2023	1/3/2023	1/3/2023	1/3/2023
Matrix:		Soil	Soil	Soil	Soil	Soil	Soil
Volatile Organic Compounds (mg/kg)							
Acetone	1000	ND	0.0076 J	ND	0.0191	0.0111 J	0.0088 J
Benzene	89	ND	ND	ND	ND	ND	ND
2-Butanone (MEK)	1000	ND	ND	ND	0.0029 J	ND	ND
Carbon disulfide	-	ND	0.0016 J	ND	ND	ND	ND
Ethylbenzene	780	ND	ND	ND	ND	ND	ND
Isopropylbenzene	-	ND	ND	ND	ND	ND	ND
Methyl Acetate	-	ND	ND	ND	ND	ND	ND
Methylcyclohexane	-	ND	0.0039	ND	ND	ND	ND
Methylene chloride	1000	ND	ND	ND	ND	ND	ND
Styrene	-	ND	ND	ND	ND	ND	ND
Tetrachloroethene	300	ND	ND	ND	ND	ND	ND
Toluene	1000	ND	ND	ND	ND	ND	ND
1,1,1-Trichloroethane	1000	ND	ND	ND	ND	ND	ND
m,p-Xylene	1000	ND	ND	ND	ND	ND	ND
o-Xylene	1000	ND	ND	ND	ND	ND	ND
Xylene (total)	1000	ND	ND	ND	ND	ND	ND

Footnotes:

Values shaded blue detected above laboratory quantification limit shown
Values shaded in green indicate exceedance of the NY Protection of Groundwater standard
mg/kg: miligram per kilogram
SCO - Soil Cleanup Objective
"-" : No Criteria
ND: Not detected above the laboratory quantification limit shown
J: The analyte was positively identified and the associated numerical value is the approximate concentration of the analyte in the sample.
UJ:The analyte was not detected at a level greater than or equal to the reporting limit; however, the reported reporting limit is approximate and may be inaccurate or imprecise.
B: Analyte found in sample and associated blank

Table 4-7
Analytical Results – Detected Volatile Organic Compounds
Subsurface Soil
Remedial Investigation
South Brooklyn Marine Terminal
269 37th Street, Brooklyn, NY

Client Sample ID:	NY Industrial SCO w/CP-51 (10/10)(6 NYCRR 375-6 12/06)	SBMT-SB-32-05-07	SBMT-SB-32-08-10	SBMT-SB-33-5.5-7.5	SBMT-SB-DUP-04	SBMT-SB-33-13-15	SBMT-SB-34-03-05	SBMT-SB-34-13-15	SBMT-SB-35-05-07	SBMT-SB-35-13-15	SBMT-SB-36-06-08	SBMT-SB-36-13-15
Lab Sample ID:		JD58178-1	JD58178-2	JD58178-3	JD58178-5	JD58178-4	JD58178-6	JD58178-7	JD58178-8	JD58178-9	JD58238-1	JD58238-2
Date Sampled:		1/4/2023	1/4/2023	1/4/2023	1/4/2023	1/4/2023	1/4/2023	1/4/2023	1/4/2023	1/4/2023	1/5/2023	1/5/2023
Matrix:		Soil	Soil	Soil	Soil	Soil	Soil	Soil	Soil	Soil	Soil	Soil
Volatile Organic Compounds (mg/kg)												
Acetone	1000	0.0052 J	0.0071 J	ND	ND	ND	ND	ND	0.0121	0.0066 J	0.0039 J	0.0078 J
Benzene	89	ND	ND	ND	ND	ND	ND	ND	ND	ND	ND	ND
2-Butanone (MEK)	1000	ND	ND	ND	ND	ND	ND	ND	ND	ND	ND	ND
Carbon disulfide	-	ND	ND	ND	ND	ND	ND	ND	ND	ND	ND	ND
Ethylbenzene	780	ND	0.004	ND	ND	ND	ND	ND	ND	ND	ND	ND
Isopropylbenzene	-	ND	ND	ND	ND	ND	ND	ND	ND	ND	ND	ND
Methyl Acetate	-	ND	ND	ND	ND	ND	ND	ND	ND	ND	ND	ND
Methylcyclohexane	-	ND	ND	ND	ND	ND	ND	ND	ND	ND	ND	ND
Methylene chloride	1000	ND	ND	ND	ND	ND	ND	ND	ND	ND	ND	ND
Styrene	-	ND	ND	ND	ND	ND	ND	ND	ND	ND	ND	ND
Tetrachloroethene	300	ND	ND	ND	ND	ND	ND	ND	ND	ND	ND	ND
Toluene	1000	ND	0.0015	ND	ND	ND	ND	ND	ND	ND	ND	ND
1,1,1-Trichloroethane	1000	ND	ND	ND	ND	ND	ND	ND	ND	ND	ND	ND
m,p-Xylene	1000	ND	0.0015	ND	ND	ND	ND	ND	ND	ND	ND	ND
o-Xylene	1000	ND	0.00048 J	ND	ND	ND	ND	ND	ND	ND	ND	ND
Xylene (total)	1000	ND	0.002	ND	ND	ND	ND	ND	ND	ND	ND	ND

Footnotes:

Values shaded blue detected above laboratory quantification limit shown
Values shaded in green indicate exceedance of the NY Protection of Groundwater standard
mg/kg: miligram per kilogram
SCO - Soil Cleanup Objective
"-" : No Criteria
ND: Not detected above the laboratory quantification limit shown
J: The analyte was positively identified and the associated numerical value is the approximate concentration of the analyte in the sample.
UJ:The analyte was not detected at a level greater than or equal to the reporting limit; however, the reported reporting limit is approximate and may be inaccurate or imprecise.
B: Analyte found in sample and associated blank

Table 4-7
Analytical Results – Detected Volatile Organic Compounds
Subsurface Soil
Remedial Investigation
South Brooklyn Marine Terminal
269 37th Street, Brooklyn, NY

Client Sample ID:	NY Industrial SCO w/CP-51 (10/10)(6 NYCRR 375-6 12/06)	SBMT-SB-37-05-07	SBMT-SB-37-13-15	SBMT-SB-38-06-08	SBMT-SB-DUP-05	SBMT-SB-39-03-05	SBMT-SB-39-08-10	SBMT-SB-40-02-04	SBMT-SB-40-08-10	SBMT-SB-41-7.5-9.5	SBMT-SB-42-03-05
Lab Sample ID:		JD58238-3	JD58238-4	JD58238-6	JD58238-5	JD58238-7	JD58238-8	JD58280-1	JD58280-2	JD59244-1	JD59244-2
Date Sampled:		1/5/2023	1/5/2023	1/5/2023	1/5/2023	1/5/2023	1/5/2023	1/6/2023	1/6/2023	1/25/2023	1/25/2023
Matrix:		Soil	Soil	Soil	Soil	Soil	Soil	Soil	Soil	Soil	Soil
Volatile Organic Compounds (mg/kg)											
Acetone	1000	0.0081 J	0.0059 J	0.0088 J	0.0106	0.0045 J	ND	ND	0.0045 J	0.104	0.0507
Benzene	89	ND	ND	0.0013	0.0013	ND	ND	ND	ND	ND	ND
2-Butanone (MEK)	1000	ND	ND	ND	ND	ND	ND	ND	ND	0.0164	0.0087 J
Carbon disulfide	-	ND	ND	ND	ND	ND	ND	ND	0.00061 J	0.0011 J	ND
Ethylbenzene	780	ND	ND	ND	ND	ND	ND	ND	ND	0.00057 J	ND
Isopropylbenzene	-	ND	ND	ND	ND	ND	ND	ND	ND	ND	ND
Methyl Acetate	-	ND	ND	ND	ND	ND	ND	ND	ND	ND	ND
Methylcyclohexane	-	ND	ND	ND	ND	ND	ND	ND	ND	0.0011 J	ND
Methylene chloride	1000	ND	ND	ND	ND	ND	ND	ND	0.0035 J	ND	ND
Styrene	-	ND	ND	ND	ND	ND	ND	ND	ND	ND	ND
Tetrachloroethene	300	ND	ND	ND	ND	ND	ND	ND	ND	ND	ND
Toluene	1000	ND	ND	ND	ND	ND	ND	ND	ND	ND	ND
1,1,1-Trichloroethane	1000	ND	ND	ND	ND	ND	ND	ND	ND	ND	ND
m,p-Xylene	1000	ND	ND	ND	ND	ND	ND	ND	ND	ND	ND
o-Xylene	1000	ND	ND	ND	ND	ND	ND	ND	ND	0.00062 J	ND
Xylene (total)	1000	ND	ND	ND	ND	ND	ND	ND	ND	0.00062 J	ND

Footnotes:

Values shaded blue detected above laboratory quantification limit shown
Values shaded in green indicate exceedance of the NY Protection of Groundwater standard
mg/kg: miligram per kilogram
SCO - Soil Cleanup Objective
"-" : No Criteria
ND: Not detected above the laboratory quantification limit shown
J: The analyte was positively identified and the associated numerical value is the approximate concentration of the analyte in the sample.
UJ:The analyte was not detected at a level greater than or equal to the reporting limit; however, the reported reporting limit is approximate and may be inaccurate or imprecise.
B: Analyte found in sample and associated blank

Table 4-7
Analytical Results – Detected Volatile Organic Compounds
Subsurface Soil
Remedial Investigation
South Brooklyn Marine Terminal
269 37th Street, Brooklyn, NY

Client Sample ID:	NY Industrial SCO w/CP-51 (10/10)(6 NYCRR 375-6 12/06)	SBMT-SB-43-06-08	SBMT-SB-44-6.5-8.5	SBMT-SB-45-7.5-9.5	SBMT-SB-46-7.5-9.5	SBMT-SB-47-08-10	SBMT-SB-48-08-10	SBMT-SB-49-03-05	SBMT-SB-49-13-15	SBMT-SB-50-03-05	SBMT-SB-50-13-15	SBMT-CS-A-04-06
Lab Sample ID:		JD59244-3	JD59284-1	JD59284-2	JD59284-3	JD59284-4	JD59391-1	JD59391-2	JD59391-3	JD59391-4	JD59391-5	JD59109-2
Date Sampled:		1/25/2023	1/26/2023	1/26/2023	1/26/2023	1/26/2023	1/27/2023	1/27/2023	1/27/2023	1/27/2023	1/27/2023	1/23/2023
Matrix:		Soil	Soil	Soil	Soil	Soil	Soil	Soil	Soil	Soil	Soil	Soil
Volatile Organic Compounds (mg/kg)												
Acetone	1000	0.0414	0.0335	ND	0.0216	ND	0.0107	0.0133	0.0099	0.0070 J	0.0054 J	ND
Benzene	89	ND	ND	ND	ND	ND	ND	ND	ND	ND	ND	ND
2-Butanone (MEK)	1000	0.0070 J	0.0055 J	ND	0.0024 J	ND	ND	ND	ND	ND	ND	ND
Carbon disulfide	-	0.00058 J	ND	0.0744 J	ND	ND	ND	ND	ND	ND	0.00084 J	ND
Ethylbenzene	780	ND	0.00045 J	ND	ND	0.00706 J	0.00054 J	ND	ND	ND	ND	ND
Isopropylbenzene	-	ND	ND	0.591	ND	ND	ND	ND	ND	ND	ND	ND
Methyl Acetate	-	ND	ND	0.309 J	ND	ND	ND	ND	ND	ND	ND	ND
Methylcyclohexane	-	ND	0.0122	2.02	0.00087 J	ND	0.002	ND	ND	ND	ND	ND
Methylene chloride	1000	ND	ND	ND	ND	ND	ND	ND	ND	ND	ND	ND
Styrene	-	ND	ND	ND	ND	ND	ND	ND	ND	ND	ND	ND
Tetrachloroethene	300	ND	ND	ND	ND	ND	ND	ND	ND	ND	ND	ND
Toluene	1000	ND	ND	ND	ND	ND	ND	ND	ND	ND	ND	ND
1,1,1-Trichloroethane	1000	ND	ND	ND	ND	0.116 J	ND	ND	ND	ND	ND	ND
m,p-Xylene	1000	ND	ND	ND	ND	0.18	ND	ND	ND	ND	ND	ND
o-Xylene	1000	ND	ND	ND	ND	ND	ND	ND	ND	ND	ND	ND
Xylene (total)	1000	ND	ND	ND	ND	0.18	ND	ND	ND	ND	ND	ND

Footnotes:

Values shaded blue detected above laboratory quantification limit shown
Values shaded in green indicate exceedance of the NY Protection of Groundwater standard
mg/kg: miligram per kilogram
SCO - Soil Cleanup Objective
"-" : No Criteria
ND: Not detected above the laboratory quantification limit shown
J: The analyte was positively identified and the associated numerical value is the approximate concentration of the analyte in the sample.
UJ:The analyte was not detected at a level greater than or equal to the reporting limit; however, the reported reporting limit is approximate and may be inaccurate or imprecise.
B: Analyte found in sample and associated blank

Table 4-7
Analytical Results – Detected Volatile Organic Compounds
Subsurface Soil
Remedial Investigation
South Brooklyn Marine Terminal
269 37th Street, Brooklyn, NY

Client Sample ID:	NY Industrial SCO w/CP-51 (10/10)(6 NYCRR 375-6 12/06)	SBMT-CS-B-04-06	SBMT-CS-C-04-06	SBMT-CS-D-07-09	SBMT-CS-E2-04-06	SBMT-CS-E1-04-06	SBMT-CS-F-05-07	SBMT-CS-G-5.5-7.5	SBMT-CS-J-04-06	SBMT-SB-DUP-06
Lab Sample ID:		JD59109-3	JD59109-4	JD59158-1	JD59158-2	JD59158-3	JD59109-1	JD58960-4	JD58960-2	JD58960-3
Date Sampled:		1/23/2023	1/23/2023	1/24/2023	1/24/2023	1/24/2023	1/23/2023	1/19/2023	1/19/2023	1/19/2023
Matrix:		Soil	Soil	Soil	Soil	Soil	Soil	Soil	Soil	Soil
Volatile Organic Compounds (mg/kg)										
Acetone	1000	ND	ND	0.0069 J	0.0139	ND	ND	ND	0.0027 J	ND
Benzene	89	ND	ND	ND	ND	ND	ND	ND	ND	ND
2-Butanone (MEK)	1000	ND	ND	ND	ND	ND	ND	ND	ND	ND
Carbon disulfide	-	ND	ND	ND	ND	ND	ND	ND	ND	ND
Ethylbenzene	780	ND	ND	ND	ND	ND	ND	ND	ND	ND
Isopropylbenzene	-	ND	ND	ND	ND	ND	ND	ND	ND	ND
Methyl Acetate	-	ND	ND	ND	ND	ND	ND	ND	ND	ND
Methylcyclohexane	-	ND	ND	ND	ND	ND	ND	ND	ND	ND
Methylene chloride	1000	ND	ND	ND	ND	ND	ND	ND	ND	ND
Styrene	-	ND	ND	ND	ND	ND	ND	ND	ND	ND
Tetrachloroethene	300	ND	ND	ND	ND	ND	ND	ND	ND	ND
Toluene	1000	ND	ND	ND	ND	ND	ND	ND	ND	ND
1,1,1-Trichloroethane	1000	ND	ND	ND	ND	ND	ND	ND	ND	ND
m,p-Xylene	1000	ND	ND	ND	ND	ND	ND	ND	ND	ND
o-Xylene	1000	ND	ND	ND	ND	ND	ND	ND	ND	ND
Xylene (total)	1000	ND	ND	ND	ND	ND	ND	ND	ND	ND

Footnotes:

Values shaded blue detected above laboratory quantification limit shown
Values shaded in green indicate exceedance of the NY Protection of Groundwater standard
mg/kg: miligram per kilogram
SCO - Soil Cleanup Objective
"-" : No Criteria
ND: Not detected above the laboratory quantification limit shown
J: The analyte was positively identified and the associated numerical value is the approximate concentration of the analyte in the sample.
UJ:The analyte was not detected at a level greater than or equal to the reporting limit; however, the reported reporting limit is approximate and may be inaccurate or imprecise.
B: Analyte found in sample and associated blank

Table 4-7
Analytical Results – Detected Volatile Organic Compounds
Subsurface Soil
Remedial Investigation
South Brooklyn Marine Terminal
269 37th Street, Brooklyn, NY

Client Sample ID:	NY Industrial SCO w/CP-51 (10/10)(6 NYCRR 375-6 12/06)	SBMT-CS-K-03-05	SBMT-CS-L-04-06	SBMT-CS-M-03-05	SBMT-CS-N-03-05	SBMT-CS-P-04-06	SBMT-CS-Q-04-06	SBMT-CS-R-03-05	SBMT-CS-S-04-06	SBMT-TP-01-04-06	SBMT-TP-02-3.5-5.5	SBMT-TP-03-3.5-5.5
Lab Sample ID:		JD59042-1	JD58960-1	JD58888-3	JD58888-2	JD58888-1	JD59042-4	JD59042-3	JD59042-2	JD58827-3	JD58827-1	JD58827-2
Date Sampled:		1/20/2023	1/19/2023	1/18/2023	1/18/2023	1/18/2023	1/20/2023	1/20/2023	1/20/2023	1/17/2023	1/17/2023	1/17/2023
Matrix:		Soil	Soil	Soil	Soil	Soil	Soil	Soil	Soil	Soil	Soil	Soil
Volatile Organic Compounds (mg/kg)												
Acetone	1000	ND	ND	0.013	0.0056 J	0.0075 J	ND	0.0055 J	0.0080 J	0.0085 J	ND	0.0073 J
Benzene	89	ND	ND	ND	ND	ND	ND	ND	ND	ND	ND	ND
2-Butanone (MEK)	1000	ND	ND	ND	ND	ND	ND	ND	ND	ND	ND	ND
Carbon disulfide	-	ND	ND	ND	ND	0.00085 J	ND	ND	ND	ND	ND	ND
Ethylbenzene	780	ND	ND	ND	ND	ND	ND	ND	ND	ND	ND	ND
Isopropylbenzene	-	ND	ND	ND	ND	ND	ND	ND	ND	ND	ND	ND
Methyl Acetate	-	ND	ND	ND	ND	ND	ND	ND	ND	ND	ND	ND
Methylcyclohexane	-	ND	ND	ND	ND	ND	ND	ND	ND	ND	ND	ND
Methylene chloride	1000	ND	ND	ND	ND	ND	ND	ND	ND	ND	ND	ND
Styrene	-	ND	ND	ND	ND	ND	ND	ND	ND	ND	ND	ND
Tetrachloroethene	300	ND	ND	ND	ND	ND	ND	ND	ND	ND	ND	ND
Toluene	1000	ND	ND	ND	ND	ND	ND	ND	ND	ND	ND	ND
1,1,1-Trichloroethane	1000	ND	ND	ND	ND	ND	ND	ND	ND	ND	ND	ND
m,p-Xylene	1000	ND	ND	ND	ND	ND	ND	ND	ND	ND	ND	ND
o-Xylene	1000	ND	ND	ND	ND	ND	ND	ND	ND	ND	ND	ND
Xylene (total)	1000	ND	ND	ND	ND	ND	ND	ND	ND	ND	ND	ND

Footnotes:

Values shaded blue detected above laboratory quantification limit shown
Values shaded in green indicate exceedance of the NY Protection of Groundwater standard
mg/kg: miligram per kilogram
SCO - Soil Cleanup Objective
"-" : No Criteria
ND: Not detected above the laboratory quantification limit shown
J: The analyte was positively identified and the associated numerical value is the approximate concentration of the analyte in the sample.
UJ:The analyte was not detected at a level greater than or equal to the reporting limit; however, the reported reporting limit is approximate and may be inaccurate or imprecise.
B: Analyte found in sample and associated blank

Table 4-8
Analytical Results – PFAS Compounds
Subsurface Soil
Remedial Investigation
South Brooklyn Marine Terminal
269 37th Street, Brooklyn, NY

Client Sample ID:	NY Industrial Guidance (6 NYCRR 375 11/22)	NY Protection of Groundwater w/CP-51 (10/10)(6 NYCRR 375-6 12/06)	SBMT-SB-01-0709	SBMT-SB-01-1315	SBMT-SB-02-0608	SBMT-SB-02-0810	SBMT-SB-03-6.5-8.5	SBMT-SB-03-13-15	SBMT-SB-04-07-09	SBMT-SB-04-13-15	SBMT-SB-05-6.5-8.5	SBMT-SB-05-13-15	SBMT-SB-06-06-08
Lab Sample ID:			JD56873-1	JD56873-2	JD56873-3	JD56873-4	JD57017-1	JD57017-2	JD57017-3	JD57017-4	JD57017-5	JD57017-6	JD57017-7
Date Sampled:			12/8/2022	12/8/2022	12/8/2022	12/8/2022	12/8/2022	12/8/2022	12/9/2022	12/9/2022	12/8/2022	12/8/2022	12/9/2022
Matrix:			Soil	Soil	Soil	Soil	Soil	Soil	Soil	Soil	Soil	Soil	Soil
PFAS Compounds (ug/kg)													
Perfluorobutanoic acid	-	-	ND	ND	ND	ND	ND	ND	ND	ND	ND	ND	ND
Perfluoropentanoic acid	-	-	ND	ND	ND	ND	ND	ND	ND	ND	ND	ND	ND
Perfluorohexanoic acid	-	-	ND	ND	ND	ND	ND	ND	ND	ND	ND	ND	ND
Perfluoroheptanoic acid	-	-	ND	ND	ND	ND	ND	ND	ND	ND	ND	ND	ND
Perfluorooctanoic acid	600	0.8	ND	ND	ND	0.20 J	ND	ND	ND	ND	ND	ND	ND
Perfluorononanoic acid	-	-	ND	ND	ND	ND	ND	ND	ND	ND	ND	ND	ND
Perfluorodecanoic acid	-	-	ND	ND	ND	ND	ND	ND	ND	ND	ND	ND	ND
Perfluoroundecanoic acid	-	-	ND	ND	ND	ND	ND	ND	ND	ND	ND	ND	ND
Perfluorododecanoic acid	-	-	ND	ND	ND	ND	ND	ND	ND	ND	ND	ND	ND
Perfluorotridecanoic acid	-	-	ND	ND	ND	ND	ND	ND	ND	ND	ND	ND	0.14 J
Perfluorotetradecanoic acid	-	-	ND	ND	ND	ND	ND	ND	ND	ND	ND	ND	ND
Perfluorobutanesulfonic acid	-	-	ND	ND	ND	ND	ND	ND	ND	ND	ND	ND	ND
Perfluoropentanesulfonic acid	-	-	ND	ND	ND	ND	ND	ND	ND	ND	ND	ND	ND
Perfluorohexanesulfonic acid	-	-	ND	ND	ND	ND	ND	ND	ND	ND	ND	ND	ND
Perfluoroheptanesulfonic acid	-	-	ND	ND	ND	ND	ND	ND	ND	ND	ND	ND	ND
Perfluorooctanesulfonic acid	440	1	ND	ND	ND	ND	ND	ND	ND	ND	ND	ND	ND
Perfluorononanesulfonic acid	-	-	ND	ND	ND	ND	ND	ND	ND	ND	ND	ND	ND
Perfluorodecanesulfonic acid	-	-	ND	ND	ND	ND	ND	ND	ND	ND	ND	ND	ND
Perfluorododecanesulfonic acid	-	-	ND	ND	ND	ND	ND	ND	ND	ND	ND	ND	ND
4:2 Fluorotelomer sulfonate	-	-	ND	ND	ND	ND	ND	ND	ND	ND	ND	ND	ND
6:2 Fluorotelomer sulfonate	-	-	ND	ND	ND	ND	ND	ND	ND	ND	ND	ND	ND
8:2 Fluorotelomer sulfonate	-	-	ND	ND	ND	ND	ND	ND	ND	ND	ND	ND	ND
PFOSA	-	-	ND	ND	ND	ND	ND	ND	ND	ND	ND	ND	ND
MeFOSA	-	-	ND	ND	ND	ND	ND	ND	ND	ND	ND	ND	ND
EtFOSA	-	-	ND	ND	ND	ND	ND	ND	ND	ND	ND	ND	ND
MeFOSAA	-	-	ND	ND	ND	ND	ND	ND	ND	ND	ND	ND	ND
EtFOSAA	-	-	ND	ND	ND	ND	ND	ND	ND	ND	ND	ND	ND
MeFOSE	-	-	ND	ND	ND	ND	ND	ND	ND	ND	ND	ND	ND
EtFOSE	-	-	ND	ND	ND	ND	ND	ND	ND	ND	ND	ND	ND
HFPO-DA (GenX)	-	-	ND	ND	ND	ND	ND	ND	ND	ND	ND	ND	ND
ADONA	-	-	ND	ND	ND	ND	ND	ND	ND	ND	ND	ND	ND
PFMPA	-	-	ND	ND	ND	ND	ND	ND	ND	ND	ND	ND	ND
PFMBA	-	-	ND	ND	ND	ND	ND	ND	ND	ND	ND	ND	ND
NFDHA	-	-	ND	ND	ND	ND	ND	ND	ND	ND	ND	ND	ND
9Cl-PF3ONS (F-53B Major)	-	-	ND	ND	ND	ND	ND	ND	ND	ND	ND	ND	ND
11Cl-PF3OUdS (F-53B Minor)	-	-	ND	ND	ND	ND	ND	ND	ND	ND	ND	ND	ND
PFEESA	-	-	ND	ND	ND	ND	ND	ND	ND	ND	ND	ND	ND
3:3 Fluorotelomer carboxylate	-	-	ND	ND	ND	ND	ND	ND	ND	ND	ND	ND	ND
5:3 Fluorotelomer carboxylate	-	-	ND	ND	ND	ND	ND	ND	ND	ND	ND	ND	ND
7:3 Fluorotelomer carboxylate	-	-	ND	ND	ND	ND	ND	ND	ND	ND	ND	ND	ND

Footnotes:

Values shaded blue detected above laboratory quantification limit shown
Values shaded in green indicate exceedance of the NY Protection of Groundwater standard
ug/kg: microgram per kilogram
SCO - Soil Cleanup Objective
"-" : No Criteria
ND: Not detected above the laboratory quantification limit shown

Table 4-8
Analytical Results – PFAS Compounds
Subsurface Soil
Remedial Investigation
South Brooklyn Marine Terminal
269 37th Street, Brooklyn, NY

Client Sample ID:	NY Industrial Guidance (6 NYCRR 375 11/22)	SBMT-SB-06-13-15	SBMT-SB-07-07-09	SBMT-SB-07-11-13	SBMT-SB-08-6.5-8.5	SBMT-SB-DUP-01	SBMT-SB-08-13-15	SBMT-SB-09-08-10	SBMT-SB-09-13-15	SBMT-SB-10-06-08	SBMT-SB-10-13-15	SBMT-SB-11-06-08	SBMT-SB-11-13-15
Lab Sample ID:		JD57017-8	JD57043-1	JD57043-2	JD57043-3	JD57043-5	JD57043-4	JD57043-6	JD57043-7	JD57412-1	JD57412-2	JD57412-3	JD57412-4
Date Sampled:		12/9/2022	12/12/2022	12/12/2022	12/12/2022	12/12/2022	12/12/2022	12/12/2022	12/12/2022	12/15/2022	12/15/2022	12/15/2022	12/15/2022
Matrix:		Soil	Soil	Soil	Soil	Soil	Soil	Soil	Soil	Soil	Soil	Soil	Soil
PFAS Compounds (ug/kg)													
Perfluorobutanoic acid	-	ND	ND	ND	ND	ND	ND	ND	ND	ND	ND	ND	ND
Perfluoropentanoic acid	-	ND	ND	ND	ND	ND	ND	ND	ND	ND	ND	ND	ND
Perfluorohexanoic acid	-	ND	ND	ND	ND	ND	ND	ND	ND	ND	ND	ND	ND
Perfluoroheptanoic acid	-	ND	ND	ND	ND	ND	ND	ND	ND	ND	ND	ND	ND
Perfluorooctanoic acid	600	ND	ND	ND	ND	ND	ND	ND	ND	0.14 J	ND	0.24 J	ND
Perfluorononanoic acid	-	ND	ND	ND	ND	ND	ND	ND	ND	ND	ND	ND	ND
Perfluorodecanoic acid	-	ND	ND	ND	ND	ND	ND	ND	ND	ND	ND	ND	ND
Perfluoroundecanoic acid	-	ND	ND	ND	ND	ND	ND	ND	ND	ND	ND	ND	ND
Perfluorododecanoic acid	-	ND	ND	ND	ND	ND	ND	ND	ND	ND	ND	ND	ND
Perfluorotridecanoic acid	-	ND	ND	ND	ND	ND	ND	ND	ND	ND	ND	ND	ND
Perfluorotetradecanoic acid	-	ND	ND	ND	ND	ND	ND	ND	ND	ND	ND	ND	ND
Perfluorobutanesulfonic acid	-	ND	ND	ND	ND	ND	ND	ND	ND	ND	ND	ND	ND
Perfluoropentanesulfonic acid	-	ND	ND	ND	ND	ND	ND	ND	ND	ND	ND	ND	ND
Perfluorohexanesulfonic acid	-	ND	ND	ND	ND	ND	ND	ND	ND	ND	ND	ND	ND
Perfluoroheptanesulfonic acid	-	ND	ND	ND	ND	ND	ND	ND	ND	ND	ND	ND	ND
Perfluorooctanesulfonic acid	440	ND	ND	ND	0.20 J	0.23	ND	ND	ND	ND	ND	0.32	ND
Perfluorononanesulfonic acid	-	ND	ND	ND	ND	ND	ND	ND	ND	ND	ND	ND	ND
Perfluorodecanesulfonic acid	-	ND	ND	ND	ND	ND	ND	ND	ND	ND	ND	ND	ND
Perfluorododecanesulfonic acid	-	ND	ND	ND	ND	ND	ND	ND	ND	ND	ND	ND	ND
4:2 Fluorotelomer sulfonate	-	ND	ND	ND	ND	ND	ND	ND	ND	ND	ND	ND	ND
6:2 Fluorotelomer sulfonate	-	ND	ND	ND	ND	ND	ND	ND	ND	ND	ND	ND	ND
8:2 Fluorotelomer sulfonate	-	ND	ND	ND	ND	ND	ND	ND	ND	ND	ND	ND	ND
PFOSA	-	ND	ND	ND	ND	ND	ND	ND	ND	ND	ND	ND	ND
MeFOSA	-	ND	ND	ND	ND	ND	ND	ND	ND	ND	ND	ND	ND
EtFOSA	-	ND	ND	ND	ND	ND	ND	ND	ND	ND	ND	ND	ND
MeFOSAA	-	ND	ND	ND	ND	ND	ND	ND	ND	ND	ND	ND	ND
EtFOSAA	-	ND	ND	ND	ND	ND	ND	ND	ND	ND	ND	ND	ND
MeFOSE	-	ND	ND	ND	ND	ND	ND	ND	ND	ND	ND	ND	ND
EtFOSE	-	ND	ND	ND	ND	ND	ND	ND	ND	ND	ND	ND	ND
HFPO-DA (GenX)	-	ND	ND	ND	ND	ND	ND	ND	ND	ND	ND	ND	ND
ADONA	-	ND	ND	ND	ND	ND	ND	ND	ND	ND	ND	ND	ND
PFMPA	-	ND	ND	ND	ND	ND	ND	ND	ND	ND	ND	ND	ND
PFMBA	-	ND	ND	ND	ND	ND	ND	ND	ND	ND	ND	ND	ND
NFDHA	-	ND	ND	ND	ND	ND	ND	ND	ND	ND	ND	ND	ND
9Cl-PF3ONS (F-53B Major)	-	ND	ND	ND	ND	ND	ND	ND	ND	ND	ND	ND	ND
11Cl-PF3OUdS (F-53B Minor)	-	ND	ND	ND	ND	ND	ND	ND	ND	ND	ND	ND	ND
PFEESA	-	ND	ND	ND	ND	ND	ND	ND	ND	ND	ND	ND	ND
3:3 Fluorotelomer carboxylate	-	ND	ND	ND	ND	ND	ND	ND	ND	ND	ND	ND	ND
5:3 Fluorotelomer carboxylate	-	ND	ND	ND	ND	ND	ND	ND	ND	ND	ND	ND	ND
7:3 Fluorotelomer carboxylate	-	ND	ND	ND	ND	ND	ND	ND	ND	ND	ND	ND	ND

Footnotes:

Values shaded blue detected above laboratory quantification limit shown
Values shaded in green indicate exceedance of the NY Protection of Groundwater standard
ug/kg: microgram per kilogram
SCO - Soil Cleanup Objective
"-" : No Criteria
ND: Not detected above the laboratory quantification limit shown

Table 4-8
Analytical Results – PFAS Compounds
Subsurface Soil
Remedial Investigation
South Brooklyn Marine Terminal
269 37th Street, Brooklyn, NY

Client Sample ID:	NY Industrial Guidance (6 NYCRR 375 11/22)	SBMT-SB-12-05-07	SBMT-SB-12-13-15	SBMT-SB-13-06-08	SBMT-SB-13-13-15	SBMT-SB-14-07-09	SBMT-SB-14-13-15	SBMT-SB-15-05-07	SBMT-SB-15-13-17	SBMT-SB-DUP-02	SBMT-SB-16-06-08	SBMT-SB-16-13-15	SBMT-SB-17-03-05
Lab Sample ID:		JD57412-5	JD57412-6	JD57523-1	JD57523-2	JD57523-3	JD57523-4	JD57523-5	JD57523-6	JD57523-7	JD57523-8	JD57523-9	JD57610-1
Date Sampled:		12/15/2022	12/15/2022	12/19/2022	12/19/2022	12/19/2022	12/19/2022	12/19/2022	12/19/2022	12/19/2022	12/19/2022	12/19/2022	12/19/2022
Matrix:		Soil	Soil	Soil	Soil	Soil	Soil	Soil	Soil	Soil	Soil	Soil	Soil
PFAS Compounds (ug/kg)													
Perfluorobutanoic acid	-	ND	ND	ND	ND	ND	ND	ND	ND	ND	ND	ND	ND
Perfluoropentanoic acid	-	ND	ND	ND	ND	ND	ND	ND	ND	ND	ND	ND	ND
Perfluorohexanoic acid	-	ND	ND	ND	ND	ND	ND	ND	ND	ND	ND	ND	ND
Perfluoroheptanoic acid	-	ND	ND	ND	ND	ND	ND	ND	ND	ND	ND	ND	ND
Perfluorooctanoic acid	600	ND	ND	ND	ND	0.13 J	0.35	0.19 J	ND	ND	0.16 J	ND	ND
Perfluorononanoic acid	-	ND	ND	ND	ND	ND	ND	ND	ND	ND	ND	ND	ND
Perfluorodecanoic acid	-	ND	ND	ND	ND	ND	ND	ND	ND	ND	ND	ND	ND
Perfluoroundecanoic acid	-	ND	ND	ND	ND	ND	ND	ND	ND	ND	ND	ND	ND
Perfluorododecanoic acid	-	ND	ND	ND	ND	ND	ND	ND	ND	ND	ND	ND	ND
Perfluorotridecanoic acid	-	ND	ND	ND	ND	ND	ND	ND	ND	ND	ND	ND	ND
Perfluorotetradecanoic acid	-	ND	ND	ND	ND	ND	ND	ND	ND	ND	ND	ND	ND
Perfluorobutanesulfonic acid	-	ND	ND	ND	ND	ND	ND	ND	ND	ND	ND	ND	ND
Perfluoropentanesulfonic acid	-	ND	ND	ND	ND	ND	ND	ND	ND	ND	ND	ND	ND
Perfluorohexanesulfonic acid	-	ND	ND	ND	ND	ND	ND	ND	ND	ND	ND	ND	ND
Perfluoroheptanesulfonic acid	-	ND	ND	ND	ND	ND	1.6	ND	ND	ND	ND	ND	ND
Perfluorooctanesulfonic acid	440	ND	ND	ND	ND	ND	0.48	0.72	ND	ND	0.29	ND	ND
Perfluorononanesulfonic acid	-	ND	ND	ND	ND	ND	ND	ND	ND	ND	ND	ND	ND
Perfluorodecanesulfonic acid	-	ND	ND	ND	ND	ND	ND	ND	ND	ND	ND	ND	ND
Perfluorododecanesulfonic acid	-	ND	ND	ND	ND	ND	ND	ND	ND	ND	ND	ND	ND
4:2 Fluorotelomer sulfonate	-	ND	ND	ND	ND	ND	ND	ND	ND	ND	ND	ND	ND
6:2 Fluorotelomer sulfonate	-	ND	ND	ND	ND	ND	ND	ND	ND	ND	ND	ND	ND
8:2 Fluorotelomer sulfonate	-	ND	ND	ND	ND	ND	ND	ND	ND	ND	ND	ND	ND
PFOSA	-	ND	ND	ND	ND	ND	ND	ND	ND	ND	ND	ND	ND
MeFOSA	-	ND	ND	ND	ND	ND	ND	ND	ND	ND	ND	ND	ND
EtFOSA	-	ND	ND	ND	ND	ND	ND	ND	ND	ND	ND	ND	ND
MeFOSAA	-	ND	ND	ND	ND	ND	ND	ND	ND	ND	ND	ND	ND
EtFOSAA	-	ND	ND	ND	ND	ND	ND	ND	ND	ND	ND	ND	ND
MeFOSE	-	ND	ND	ND	ND	ND	ND	ND	ND	ND	ND	ND	ND
EtFOSE	-	ND	ND	ND	ND	ND	ND	ND	ND	ND	ND	ND	ND
HFPO-DA (GenX)	-	ND	ND	ND	ND	ND	ND	ND	ND	ND	ND	ND	ND
ADONA	-	ND	ND	ND	ND	ND	ND	ND	ND	ND	ND	ND	ND
PFMPA	-	ND	ND	ND	ND	ND	ND	ND	ND	ND	ND	ND	ND
PFMBA	-	ND	ND	ND	ND	ND	ND	ND	ND	ND	ND	ND	ND
NFDHA	-	ND	ND	ND	ND	ND	ND	ND	ND	ND	ND	ND	ND
9Cl-PF3ONS (F-53B Major)	-	ND	ND	ND	ND	ND	ND	ND	ND	ND	ND	ND	ND
11Cl-PF3OUdS (F-53B Minor)	-	ND	ND	ND	ND	ND	ND	ND	ND	ND	ND	ND	ND
PFEESA	-	ND	ND	ND	ND	ND	ND	ND	ND	ND	ND	ND	ND
3:3 Fluorotelomer carboxylate	-	ND	ND	ND	ND	ND	ND	ND	ND	ND	ND	ND	ND
5:3 Fluorotelomer carboxylate	-	ND	ND	ND	ND	ND	ND	ND	ND	ND	ND	ND	ND
7:3 Fluorotelomer carboxylate	-	ND	ND	ND	ND	ND	ND	ND	ND	ND	ND	ND	ND

Footnotes:

Values shaded blue detected above laboratory quantification limit shown
Values shaded in green indicate exceedance of the NY Protection of Groundwater standard
ug/kg: microgram per kilogram
SCO - Soil Cleanup Objective
"-" : No Criteria
ND: Not detected above the laboratory quantification limit shown

Table 4-8
Analytical Results – PFAS Compounds
Subsurface Soil
Remedial Investigation
South Brooklyn Marine Terminal
269 37th Street, Brooklyn, NY

Client Sample ID:	NY Industrial Guidance (6 NYCRR 375 11/22)	SBMT-SB-17-13-15	SBMT-SB-18-05-07	SBMT-SB-18-13-15	SBMT-SB-19-05-07	SBMT-SB-19-13-15	SBMT-SB-20-03-05	SBMT-SB-20-13-15	SBMT-SB-21-06-08	SBMT-SB-21-13-15	SBMT-SB-22-06-08	SBMT-SB-22-13-15	SBMT-SB-23-05-07
Lab Sample ID:		JD57610-2	JD57610-3	JD57610-4	JD57610-5	JD57610-6	JD57610-7	JD57610-8	JD57650-1	JD57650-2	JD57650-3	JD57650-4	JD57650-5
Date Sampled:		12/19/2022	12/20/2022	12/20/2022	12/20/2022	12/20/2022	12/20/2022	12/20/2022	12/21/2022	12/21/2022	12/21/2022	12/21/2022	12/21/2022
Matrix:		Soil	Soil	Soil	Soil	Soil	Soil	Soil	Soil	Soil	Soil	Soil	Soil
PFAS Compounds (ug/kg)													
Perfluorobutanoic acid	-	ND	ND	ND	ND	ND	ND	ND	ND	ND	ND	ND	ND
Perfluoropentanoic acid	-	ND	ND	ND	ND	ND	ND	ND	ND	ND	ND	ND	ND
Perfluorohexanoic acid	-	ND	ND	ND	ND	ND	ND	ND	ND	ND	ND	ND	ND
Perfluoroheptanoic acid	-	ND	ND	ND	ND	ND	ND	ND	ND	ND	ND	ND	ND
Perfluorooctanoic acid	600	ND	ND	ND	0.11 J	ND	0.32	ND	ND	ND	ND	ND	ND
Perfluorononanoic acid	-	ND	ND	ND	ND	ND	ND	ND	ND	ND	ND	ND	ND
Perfluorodecanoic acid	-	ND	ND	ND	ND	ND	ND	ND	ND	ND	ND	ND	ND
Perfluoroundecanoic acid	-	ND	ND	ND	ND	ND	ND	ND	ND	ND	ND	ND	ND
Perfluorododecanoic acid	-	ND	ND	ND	ND	ND	ND	ND	ND	ND	ND	ND	ND
Perfluorotridecanoic acid	-	ND	ND	ND	ND	ND	ND	ND	ND	ND	ND	ND	ND
Perfluorotetradecanoic acid	-	ND	ND	ND	ND	ND	ND	ND	ND	ND	ND	ND	ND
Perfluorobutanesulfonic acid	-	ND	ND	ND	ND	ND	ND	ND	ND	ND	ND	ND	ND
Perfluoropentanesulfonic acid	-	ND	ND	ND	ND	ND	ND	ND	ND	ND	ND	ND	ND
Perfluorohexanesulfonic acid	-	ND	ND	ND	ND	ND	ND	ND	ND	ND	ND	ND	ND
Perfluoroheptanesulfonic acid	-	ND	ND	ND	ND	ND	ND	ND	ND	ND	ND	ND	ND
Perfluorooctanesulfonic acid	440	ND	ND	ND	0.36	ND	0.21 J	ND	0.13 J	ND	ND	ND	ND
Perfluorononanesulfonic acid	-	ND	ND	ND	ND	ND	ND	ND	ND	ND	ND	ND	ND
Perfluorodecanesulfonic acid	-	ND	ND	ND	ND	ND	ND	ND	ND	ND	ND	ND	ND
Perfluorododecanesulfonic acid	-	ND	ND	ND	ND	ND	ND	ND	ND	ND	ND	ND	ND
4:2 Fluorotelomer sulfonate	-	ND	ND	ND	ND	ND	ND	ND	ND	ND	ND	ND	ND
6:2 Fluorotelomer sulfonate	-	ND	ND	ND	ND	ND	ND	ND	ND	ND	ND	ND	ND
8:2 Fluorotelomer sulfonate	-	ND	ND	ND	ND	ND	ND	ND	ND	ND	ND	ND	ND
PFOSA	-	ND	ND	ND	ND	ND	ND	ND	ND	ND	ND	ND	ND
MeFOSA	-	ND	ND	ND	ND	ND	ND	ND	ND	ND	ND	ND	ND
EtFOSA	-	ND	ND	ND	ND	ND	ND	ND	ND	ND	ND	ND	ND
MeFOSAA	-	ND	ND	ND	ND	ND	ND	ND	ND	ND	ND	ND	ND
EtFOSAA	-	ND	ND	ND	ND	ND	ND	ND	ND	ND	ND	ND	ND
MeFOSE	-	ND	ND	ND	ND	ND	ND	ND	ND	ND	ND	ND	ND
EtFOSE	-	ND	ND	ND	ND	ND	ND	ND	ND	ND	ND	ND	ND
HFPO-DA (GenX)	-	ND	ND	ND	ND	ND	ND	ND	ND	ND	ND	ND	ND
ADONA	-	ND	ND	ND	ND	ND	ND	ND	ND	ND	ND	ND	ND
PFMPA	-	ND	ND	ND	ND	ND	ND	ND	ND	ND	ND	ND	ND
PFMBA	-	ND	ND	ND	ND	ND	ND	ND	ND	ND	ND	ND	ND
NFDHA	-	ND	ND	ND	ND	ND	ND	ND	ND	ND	ND	ND	ND
9Cl-PF3ONS (F-53B Major)	-	ND	ND	ND	ND	ND	ND	ND	ND	ND	ND	ND	ND
11Cl-PF3OUdS (F-53B Minor)	-	ND	ND	ND	ND	ND	ND	ND	ND	ND	ND	ND	ND
PFEESA	-	ND	ND	ND	ND	ND	ND	ND	ND	ND	ND	ND	ND
3:3 Fluorotelomer carboxylate	-	ND	ND	ND	ND	ND	ND	ND	ND	ND	ND	ND	ND
5:3 Fluorotelomer carboxylate	-	ND	ND	ND	ND	ND	ND	ND	ND	ND	ND	ND	ND
7:3 Fluorotelomer carboxylate	-	ND	ND	ND	ND	ND	ND	ND	ND	ND	ND	ND	ND

Footnotes:

Values shaded blue detected above laboratory quantification limit shown
Values shaded in green indicate exceedance of the NY Protection of Groundwater standard
ug/kg: microgram per kilogram
SCO - Soil Cleanup Objective
"-" : No Criteria
ND: Not detected above the laboratory quantification limit shown

Table 4-8
Analytical Results – PFAS Compounds
Subsurface Soil
Remedial Investigation
South Brooklyn Marine Terminal
269 37th Street, Brooklyn, NY

Client Sample ID:	NY Industrial Guidance (6 NYCRR 375 11/22)	SBMT-SB-23-13-15	SBMT-SB-24-03-05	SBMT-SB-24-13-15	SBMT-SB-25-02-04	SBMT-SB-25-13-15	SBMT-SB-26-05-6.5	SBMT-SB-DUP-03	SBMT-SB-26-13-15	SBMT-SB-27-08-10	SBMT-SB-27-13-15	SBMT-SB-28-04-06	SBMT-SB-28-13-15
Lab Sample ID:		JD57650-6	JD57650-7	JD57650-8	JD57650-9	JD57650-10	JD57761-1	JD57761-3	JD57761-2	JD57761-4	JD57761-5	JD57761-6	JD57761-7
Date Sampled:		12/21/2022	12/21/2022	12/21/2022	12/21/2022	12/21/2022	12/22/2022	12/22/2022	12/22/2022	12/22/2022	12/22/2022	12/22/2022	12/22/2022
Matrix:		Soil	Soil	Soil	Soil	Soil	Soil	Soil	Soil	Soil	Soil	Soil	Soil
PFAS Compounds (ug/kg)													
Perfluorobutanoic acid	-	ND	ND	ND	ND	ND	ND	ND	ND	ND	ND	ND	ND
Perfluoropentanoic acid	-	ND	ND	ND	ND	ND	ND	ND	ND	ND	ND	ND	ND
Perfluorohexanoic acid	-	ND	ND	ND	ND	ND	ND	ND	ND	ND	ND	ND	ND
Perfluoroheptanoic acid	-	ND	ND	ND	ND	ND	ND	ND	ND	ND	ND	ND	ND
Perfluorooctanoic acid	600	ND	ND	ND	ND	ND	ND	ND	ND	ND	ND	0.17 J	ND
Perfluorononanoic acid	-	ND	ND	ND	ND	ND	ND	ND	ND	ND	ND	ND	ND
Perfluorodecanoic acid	-	ND	ND	ND	ND	ND	ND	ND	ND	ND	ND	ND	ND
Perfluoroundecanoic acid	-	ND	ND	ND	ND	ND	ND	ND	ND	ND	ND	ND	ND
Perfluorododecanoic acid	-	ND	ND	ND	ND	ND	ND	ND	ND	ND	ND	ND	ND
Perfluorotridecanoic acid	-	ND	ND	ND	ND	ND	ND	ND	ND	ND	ND	ND	ND
Perfluorotetradecanoic acid	-	ND	ND	ND	ND	ND	ND	ND	ND	ND	ND	ND	ND
Perfluorobutanesulfonic acid	-	ND	ND	ND	ND	ND	ND	ND	ND	ND	ND	ND	ND
Perfluoropentanesulfonic acid	-	ND	ND	ND	ND	ND	ND	ND	ND	ND	ND	ND	ND
Perfluorohexanesulfonic acid	-	ND	ND	ND	ND	ND	ND	ND	ND	ND	ND	ND	ND
Perfluoroheptanesulfonic acid	-	ND	ND	ND	ND	ND	ND	ND	ND	ND	ND	ND	ND
Perfluorooctanesulfonic acid	440	ND	ND	ND	ND	ND	0.48	0.42	ND	ND	ND	ND	ND
Perfluorononanesulfonic acid	-	ND	ND	ND	ND	ND	ND	ND	ND	ND	ND	ND	ND
Perfluorodecanesulfonic acid	-	ND	ND	ND	ND	ND	ND	ND	ND	ND	ND	ND	ND
Perfluorododecanesulfonic acid	-	ND	ND	ND	ND	ND	ND	ND	ND	ND	ND	ND	ND
4:2 Fluorotelomer sulfonate	-	ND	ND	ND	ND	ND	ND	ND	ND	ND	ND	ND	ND
6:2 Fluorotelomer sulfonate	-	ND	ND	ND	ND	ND	ND	ND	ND	ND	ND	ND	ND
8:2 Fluorotelomer sulfonate	-	ND	ND	ND	ND	ND	ND	ND	ND	ND	ND	ND	ND
PFOSA	-	ND	ND	ND	ND	ND	ND	ND	ND	ND	ND	ND	ND
MeFOSA	-	ND	ND	ND	ND	ND	ND	ND	ND	ND	ND	ND	ND
EtFOSA	-	ND	ND	ND	ND	ND	ND	ND	ND	ND	ND	ND	ND
MeFOSAA	-	ND	ND	ND	ND	ND	ND	ND	ND	ND	ND	ND	ND
EtFOSAA	-	ND	ND	ND	ND	ND	ND	ND	ND	ND	ND	ND	ND
MeFOSE	-	ND	ND	ND	ND	ND	ND	ND	ND	ND	ND	ND	ND
EtFOSE	-	ND	ND	ND	ND	ND	ND	ND	ND	ND	ND	ND	ND
HFPO-DA (GenX)	-	ND	ND	ND	ND	ND	ND	ND	ND	ND	ND	ND	ND
ADONA	-	ND	ND	ND	ND	ND	ND	ND	ND	ND	ND	ND	ND
PFMPA	-	ND	ND	ND	ND	ND	ND	ND	ND	ND	ND	ND	ND
PFMBA	-	ND	ND	ND	ND	ND	ND	ND	ND	ND	ND	ND	ND
NFDHA	-	ND	ND	ND	ND	ND	ND	ND	ND	ND	ND	ND	ND
9Cl-PF3ONS (F-53B Major)	-	ND	ND	ND	ND	ND	ND	ND	ND	ND	ND	ND	ND
11Cl-PF3OUdS (F-53B Minor)	-	ND	ND	ND	ND	ND	ND	ND	ND	ND	ND	ND	ND
PFEESA	-	ND	ND	ND	ND	ND	ND	ND	ND	ND	ND	ND	ND
3:3 Fluorotelomer carboxylate	-	ND	ND	ND	ND	ND	ND	ND	ND	ND	ND	ND	ND
5:3 Fluorotelomer carboxylate	-	ND	ND	ND	ND	ND	ND	ND	ND	ND	ND	ND	ND
7:3 Fluorotelomer carboxylate	-	ND	ND	ND	ND	ND	ND	ND	ND	ND	ND	ND	ND

Footnotes:

Values shaded blue detected above laboratory quantification limit shown
Values shaded in green indicate exceedance of the NY Protection of Groundwater standard
ug/kg: microgram per kilogram
SCO - Soil Cleanup Objective
"-" : No Criteria
ND: Not detected above the laboratory quantification limit shown

Table 4-8
Analytical Results – PFAS Compounds
Subsurface Soil
Remedial Investigation
South Brooklyn Marine Terminal
269 37th Street, Brooklyn, NY

Client Sample ID:	NY Industrial Guidance (6 NYCRR 375 11/22)	SBMT-SB-29-03-05	SBMT-SB-29-13-15	SBMT-SB-30-06-08	SBMT-SB-30-13-15	SBMT-SB-31-02-04	SBMT-SB-31-13-15	SBMT-SB-32-05-07	SBMT-SB-32-08-10	SBMT-SB-33-5.5-7.5	SBMT-SB-DUP-04	SBMT-SB-33-13-15
Lab Sample ID:		JD58136-1	JD58136-2	JD58136-3	JD58136-4	JD58136-5	JD58136-6	JD58178-1	JD58178-2	JD58178-3	JD58178-5	JD58178-4
Date Sampled:		1/3/2023	1/3/2023	1/3/2023	1/3/2023	1/3/2023	1/3/2023	1/4/2023	1/4/2023	1/4/2023	1/4/2023	1/4/2023
Matrix:		Soil	Soil	Soil	Soil	Soil	Soil	Soil	Soil	Soil	Soil	Soil
PFAS Compounds (ug/kg)												
Perfluorobutanoic acid	-	ND	ND	ND	ND	ND	ND	ND	ND	ND	ND	ND
Perfluoropentanoic acid	-	ND	ND	ND	ND	ND	ND	ND	ND	ND	ND	ND
Perfluorohexanoic acid	-	ND	ND	ND	ND	ND	ND	ND	ND	ND	ND	ND
Perfluoroheptanoic acid	-	ND	ND	ND	ND	ND	ND	ND	ND	ND	ND	ND
Perfluorooctanoic acid	600	ND	ND	ND	ND	ND	ND	ND	ND	ND	ND	ND
Perfluorononanoic acid	-	ND	ND	ND	ND	ND	ND	ND	ND	ND	ND	ND
Perfluorodecanoic acid	-	ND	ND	ND	ND	ND	ND	ND	ND	ND	ND	ND
Perfluoroundecanoic acid	-	ND	ND	ND	ND	ND	ND	ND	ND	ND	ND	ND
Perfluorododecanoic acid	-	ND	ND	ND	ND	ND	ND	ND	ND	ND	ND	ND
Perfluorotridecanoic acid	-	ND	ND	ND	ND	ND	ND	ND	ND	ND	ND	ND
Perfluorotetradecanoic acid	-	ND	ND	ND	ND	ND	ND	ND	ND	ND	ND	ND
Perfluorobutanesulfonic acid	-	ND	ND	ND	ND	ND	ND	ND	ND	ND	ND	ND
Perfluoropentanesulfonic acid	-	ND	ND	ND	ND	ND	ND	ND	ND	ND	ND	ND
Perfluorohexanesulfonic acid	-	ND	ND	ND	ND	ND	ND	ND	ND	ND	ND	ND
Perfluoroheptanesulfonic acid	-	ND	ND	ND	ND	ND	ND	ND	ND	ND	ND	ND
Perfluorooctanesulfonic acid	440	0.32	ND	ND	ND	ND	ND	ND	ND	ND	ND	ND
Perfluorononanesulfonic acid	-	ND	ND	ND	ND	ND	ND	ND	ND	ND	ND	ND
Perfluorodecanesulfonic acid	-	ND	ND	ND	ND	ND	ND	ND	ND	ND	ND	ND
Perfluorododecanesulfonic acid	-	ND	ND	ND	ND	ND	ND	ND	ND	ND	ND	ND
4:2 Fluorotelomer sulfonate	-	ND	ND	ND	ND	ND	ND	ND	ND	ND	ND	ND
6:2 Fluorotelomer sulfonate	-	ND	ND	ND	ND	ND	ND	ND	ND	ND	ND	ND
8:2 Fluorotelomer sulfonate	-	ND	ND	ND	ND	ND	ND	ND	ND	ND	ND	ND
PFOSA	-	ND	ND	ND	ND	ND	ND	ND	ND	ND	ND	ND
MeFOSA	-	ND	ND	ND	ND	ND	ND	ND	ND	ND	ND	ND
EtFOSA	-	ND	ND	ND	ND	ND	ND	ND	ND	ND	ND	ND
MeFOSAA	-	ND	ND	ND	ND	ND	ND	ND	ND	ND	ND	ND
EtFOSAA	-	ND	ND	ND	ND	ND	ND	ND	ND	ND	ND	ND
MeFOSE	-	ND	ND	ND	ND	ND	ND	ND	ND	ND	ND	ND
EtFOSE	-	ND	ND	ND	ND	ND	ND	ND	ND	ND	ND	ND
HFPO-DA (GenX)	-	ND	ND	ND	ND	ND	ND	ND	ND	ND	ND	ND
ADONA	-	ND	ND	ND	ND	ND	ND	ND	ND	ND	ND	ND
PFMPA	-	ND	ND	ND	ND	ND	ND	ND	ND	ND	ND	ND
PFMBA	-	ND	ND	ND	ND	ND	ND	ND	ND	ND	ND	ND
NFDHA	-	ND	ND	ND	ND	ND	ND	ND	ND	ND	ND	ND
9Cl-PF3ONS (F-53B Major)	-	ND	ND	ND	ND	ND	ND	ND	ND	ND	ND	ND
11Cl-PF3OUdS (F-53B Minor)	-	ND	ND	ND	ND	ND	ND	ND	ND	ND	ND	ND
PFEESA	-	ND	ND	ND	ND	ND	ND	ND	ND	ND	ND	ND
3:3 Fluorotelomer carboxylate	-	ND	ND	ND	ND	ND	ND	ND	ND	ND	ND	ND
5:3 Fluorotelomer carboxylate	-	ND	ND	ND	ND	ND	ND	ND	ND	ND	ND	ND
7:3 Fluorotelomer carboxylate	-	ND	ND	ND	ND	ND	ND	ND	ND	ND	ND	ND

Footnotes:

Values shaded blue detected above laboratory quantification limit shown
Values shaded in green indicate exceedance of the NY Protection of Groundwater standard
ug/kg: microgram per kilogram
SCO - Soil Cleanup Objective
"-" : No Criteria
ND: Not detected above the laboratory quantification limit shown

Table 4-8
Analytical Results – PFAS Compounds
Subsurface Soil
Remedial Investigation
South Brooklyn Marine Terminal
269 37th Street, Brooklyn, NY

Client Sample ID:	NY Industrial Guidance (6 NYCRR 375 11/22)	SBMT-SB-34-03-05	SBMT-SB-34-13-15	SBMT-SB-35-05-07	SBMT-SB-35-13-15
Lab Sample ID:		JD58178-6	JD58178-7	JD58178-8	JD58178-9
Date Sampled:		1/4/2023	1/4/2023	1/4/2023	1/4/2023
Matrix:		Soil	Soil	Soil	Soil
PFAS Compounds (ug/kg)					
Perfluorobutanoic acid	-	ND	ND	ND	ND
Perfluoropentanoic acid	-	ND	ND	ND	ND
Perfluorohexanoic acid	-	ND	ND	ND	ND
Perfluoroheptanoic acid	-	ND	ND	ND	ND
Perfluorooctanoic acid	600	ND	ND	ND	ND
Perfluorononanoic acid	-	ND	ND	ND	ND
Perfluorodecanoic acid	-	ND	ND	ND	ND
Perfluoroundecanoic acid	-	ND	ND	ND	ND
Perfluorododecanoic acid	-	ND	ND	ND	ND
Perfluorotridecanoic acid	-	ND	ND	ND	ND
Perfluorotetradecanoic acid	-	ND	ND	ND	ND
Perfluorobutanesulfonic acid	-	ND	ND	ND	ND
Perfluoropentanesulfonic acid	-	ND	ND	ND	ND
Perfluorohexanesulfonic acid	-	ND	ND	ND	ND
Perfluoroheptanesulfonic acid	-	ND	ND	ND	ND
Perfluorooctanesulfonic acid	440	ND	ND	ND	ND
Perfluorononanesulfonic acid	-	ND	ND	ND	ND
Perfluorodecanesulfonic acid	-	ND	ND	ND	ND
Perfluorododecanesulfonic acid	-	ND	ND	ND	ND
4:2 Fluorotelomer sulfonate	-	ND	ND	ND	ND
6:2 Fluorotelomer sulfonate	-	ND	ND	ND	ND
8:2 Fluorotelomer sulfonate	-	ND	ND	ND	ND
PFOSA	-	ND	ND	ND	ND
MeFOSA	-	ND	ND	ND	ND
EtFOSA	-	ND	ND	ND	ND
MeFOSAA	-	ND	ND	ND	ND
EtFOSAA	-	ND	ND	ND	ND
MeFOSE	-	ND	ND	ND	ND
EtFOSE	-	ND	ND	ND	ND
HFPO-DA (GenX)	-	ND	ND	ND	ND
ADONA	-	ND	ND	ND	ND
PFMPA	-	ND	ND	ND	ND
PFMBA	-	ND	ND	ND	ND
NFDHA	-	ND	ND	ND	ND
9Cl-PF3ONS (F-53B Major)	-	ND	ND	ND	ND
11Cl-PF3OUdS (F-53B Minor)	-	ND	ND	ND	ND
PFEESA	-	ND	ND	ND	ND
3:3 Fluorotelomer carboxylate	-	ND	ND	ND	ND
5:3 Fluorotelomer carboxylate	-	ND	ND	ND	ND
7:3 Fluorotelomer carboxylate	-	ND	ND	ND	ND

Footnotes:

Values shaded blue detected above laboratory quantification limit shown
Values shaded in green indicate exceedance of the NY Protection of Groundwater standard
ug/kg: microgram per kilogram
SCO - Soil Cleanup Objective
"-" : No Criteria
ND: Not detected above the laboratory quantification limit shown

Table 4-8
Analytical Results – PFAS Compounds
Subsurface Soil
Remedial Investigation
South Brooklyn Marine Terminal
269 37th Street, Brooklyn, NY

Client Sample ID:	NY Industrial Guidance (6 NYCRR 375 11/22)	SBMT-SB-36-06-08	SBMT-SB-36-13-15	SBMT-SB-37-05-07	SBMT-SB-37-13-15	SBMT-SB-38-06-08	SBMT-SB-DUP-05	SBMT-SB-39-03-05	SBMT-SB-39-08-10	SBMT-SB-40-02-04	SBMT-SB-40-08-10	SBMT-SB-41-7.5-9.5
Lab Sample ID:		JD58238-1	JD58238-2	JD58238-3	JD58238-4	JD58238-6	JD58238-5	JD58238-7	JD58238-8	JD58280-1	JD58280-2	JD59244-1
Date Sampled:		1/5/2023	1/5/2023	1/5/2023	1/5/2023	1/5/2023	1/5/2023	1/5/2023	1/5/2023	1/6/2023	1/6/2023	1/25/2023
Matrix:		Soil	Soil	Soil	Soil	Soil	Soil	Soil	Soil	Soil	Soil	Soil
PFAS Compounds (ug/kg)												
Perfluorobutanoic acid	-	ND	ND	ND	ND	ND	ND	ND	ND	ND	ND	ND
Perfluoropentanoic acid	-	ND	ND	ND	ND	ND	ND	ND	ND	ND	ND	ND
Perfluorohexanoic acid	-	ND	ND	ND	ND	ND	ND	ND	ND	ND	ND	ND
Perfluoroheptanoic acid	-	ND	ND	ND	ND	ND	ND	ND	ND	ND	ND	ND
Perfluorooctanoic acid	600	ND	ND	ND	ND	0.13 J	ND	0.5	ND	ND	ND	ND
Perfluorononanoic acid	-	ND	ND	ND	ND	ND	ND	ND	ND	ND	ND	ND
Perfluorodecanoic acid	-	ND	ND	ND	ND	ND	ND	ND	ND	ND	ND	ND
Perfluoroundecanoic acid	-	ND	ND	ND	ND	ND	ND	ND	ND	ND	ND	ND
Perfluorododecanoic acid	-	ND	ND	ND	ND	ND	ND	ND	ND	ND	ND	ND
Perfluorotridecanoic acid	-	ND	ND	ND	ND	ND	ND	ND	ND	ND	ND	ND
Perfluorotetradecanoic acid	-	ND	ND	ND	ND	ND	ND	ND	ND	ND	ND	ND
Perfluorobutanesulfonic acid	-	ND	ND	ND	ND	ND	ND	ND	ND	ND	ND	ND
Perfluoropentanesulfonic acid	-	ND	ND	ND	ND	ND	ND	ND	ND	ND	ND	ND
Perfluorohexanesulfonic acid	-	ND	ND	ND	ND	ND	ND	ND	ND	ND	ND	ND
Perfluoroheptanesulfonic acid	-	ND	ND	ND	ND	ND	ND	ND	ND	ND	ND	ND
Perfluorooctanesulfonic acid	440	ND	ND	ND	ND	ND	ND	0.13 J	ND	ND	0.36	ND
Perfluorononanesulfonic acid	-	ND	ND	ND	ND	ND	ND	ND	ND	ND	ND	ND
Perfluorodecanesulfonic acid	-	ND	ND	ND	ND	ND	ND	ND	ND	ND	0.19 J	ND
Perfluorododecanesulfonic acid	-	ND	ND	ND	ND	ND	ND	ND	ND	ND	ND	ND
4:2 Fluorotelomer sulfonate	-	ND	ND	ND	ND	ND	ND	ND	ND	ND	ND	ND
6:2 Fluorotelomer sulfonate	-	ND	ND	ND	ND	ND	ND	ND	ND	ND	ND	ND
8:2 Fluorotelomer sulfonate	-	ND	ND	ND	ND	ND	ND	ND	ND	ND	ND	ND
PFOSA	-	ND	ND	ND	ND	ND	ND	ND	ND	ND	ND	ND
MeFOSA	-	ND	ND	ND	ND	ND	ND	ND	ND	ND	ND	ND
EtFOSA	-	ND	ND	ND	ND	ND	ND	ND	ND	ND	ND	ND
MeFOSAA	-	ND	ND	ND	ND	ND	ND	ND	ND	ND	ND	ND
EtFOSAA	-	ND	ND	ND	ND	ND	ND	ND	ND	ND	ND	ND
MeFOSE	-	ND	ND	ND	ND	ND	ND	ND	ND	ND	ND	ND
EtFOSE	-	ND	ND	ND	ND	ND	ND	ND	ND	ND	ND	ND
HFPO-DA (GenX)	-	ND	ND	ND	ND	ND	ND	ND	ND	ND	ND	ND
ADONA	-	ND	ND	ND	ND	ND	ND	ND	ND	ND	ND	ND
PFMPA	-	ND	ND	ND	ND	ND	ND	ND	ND	ND	ND	ND
PFMBA	-	ND	ND	ND	ND	ND	ND	ND	ND	ND	ND	ND
NFDHA	-	ND	ND	ND	ND	ND	ND	ND	ND	ND	ND	ND
9Cl-PF3ONS (F-53B Major)	-	ND	ND	ND	ND	ND	ND	ND	ND	ND	ND	ND
11Cl-PF3OUdS (F-53B Minor)	-	ND	ND	ND	ND	ND	ND	ND	ND	ND	ND	ND
PFEESA	-	ND	ND	ND	ND	ND	ND	ND	ND	ND	ND	ND
3:3 Fluorotelomer carboxylate	-	ND	ND	ND	ND	ND	ND	ND	ND	ND	ND	ND
5:3 Fluorotelomer carboxylate	-	ND	ND	ND	ND	ND	ND	ND	ND	ND	ND	ND
7:3 Fluorotelomer carboxylate	-	ND	ND	ND	ND	ND	ND	ND	ND	ND	ND	ND

Footnotes:

Values shaded blue detected above laboratory quantification limit shown
Values shaded in green indicate exceedance of the NY Protection of Groundwater standard
ug/kg: microgram per kilogram
SCO - Soil Cleanup Objective
"-" : No Criteria
ND: Not detected above the laboratory quantification limit shown

Table 4-8
Analytical Results – PFAS Compounds
Subsurface Soil
Remedial Investigation
South Brooklyn Marine Terminal
269 37th Street, Brooklyn, NY

Client Sample ID:	NY Industrial Guidance (6 NYCRR 375 11/22)	SBMT-SB-42-03-05	SBMT-SB-43-06-08	SBMT-SB-44-6.5-8.5	SBMT-SB-45-7.5-9.5
Lab Sample ID:		JD59244-2	JD59244-3	JD59284-1	JD59284-2
Date Sampled:		1/25/2023	1/25/2023	1/26/2023	1/26/2023
Matrix:		Soil	Soil	Soil	Soil
PFAS Compounds (ug/kg)					
Perfluorobutanoic acid	-	ND	ND	ND	ND
Perfluoropentanoic acid	-	ND	ND	ND	ND
Perfluorohexanoic acid	-	ND	ND	ND	ND
Perfluoroheptanoic acid	-	ND	ND	ND	ND
Perfluorooctanoic acid	600	ND	ND	ND	ND
Perfluorononanoic acid	-	ND	ND	ND	ND
Perfluorodecanoic acid	-	ND	ND	ND	ND
Perfluoroundecanoic acid	-	ND	ND	ND	ND
Perfluorododecanoic acid	-	ND	ND	ND	ND
Perfluorotridecanoic acid	-	ND	ND	ND	ND
Perfluorotetradecanoic acid	-	ND	ND	ND	ND
Perfluorobutanesulfonic acid	-	ND	ND	ND	ND
Perfluoropentanesulfonic acid	-	ND	ND	ND	ND
Perfluorohexanesulfonic acid	-	ND	ND	ND	ND
Perfluoroheptanesulfonic acid	-	ND	ND	ND	ND
Perfluorooctanesulfonic acid	440	ND	ND	ND	ND
Perfluorononanesulfonic acid	-	ND	ND	ND	ND
Perfluorodecanesulfonic acid	-	ND	ND	ND	ND
Perfluorododecanesulfonic acid	-	ND	ND	ND	ND
4:2 Fluorotelomer sulfonate	-	ND	ND	ND	ND
6:2 Fluorotelomer sulfonate	-	ND	ND	ND	ND
8:2 Fluorotelomer sulfonate	-	ND	ND	ND	ND
PFOSA	-	ND	ND	ND	ND
MeFOSA	-	ND	ND	ND	ND
EtFOSA	-	ND	ND	ND	ND
MeFOSAA	-	ND	ND	ND	ND
EtFOSAA	-	ND	ND	ND	ND
MeFOSE	-	ND	ND	ND	ND
EtFOSE	-	ND	ND	ND	ND
HFPO-DA (GenX)	-	ND	ND	ND	ND
ADONA	-	ND	ND	ND	ND
PFMPA	-	ND	ND	ND	ND
PFMBA	-	ND	ND	ND	ND
NFDHA	-	ND	ND	ND	ND
9Cl-PF3ONS (F-53B Major)	-	ND	ND	ND	ND
11Cl-PF3OUdS (F-53B Minor)	-	ND	ND	ND	ND
PFEESA	-	ND	ND	ND	ND
3:3 Fluorotelomer carboxylate	-	ND	ND	ND	ND
5:3 Fluorotelomer carboxylate	-	ND	ND	ND	ND
7:3 Fluorotelomer carboxylate	-	ND	ND	ND	ND

Footnotes:

Values shaded blue detected above laboratory quantification limit shown
Values shaded in green indicate exceedance of the NY Protection of Groundwater standard
ug/kg: microgram per kilogram
SCO - Soil Cleanup Objective
"-" : No Criteria
ND: Not detected above the laboratory quantification limit shown

Table 4-8
Analytical Results – PFAS Compounds
Subsurface Soil
Remedial Investigation
South Brooklyn Marine Terminal
269 37th Street, Brooklyn, NY

Client Sample ID:	NY Industrial Guidance (6 NYCRR 375 11/22)	SBMT-SB-46-7.5-9.5	SBMT-SB-47-08-10	SBMT-SB-48-08-10	SBMT-SB-49-03-05	SBMT-SB-49-13-15	SBMT-SB-50-03-05	SBMT-SB-50-13-15	SBMT-CS-A-04-06	SBMT-CS-B-04-06	SBMT-CS-C-04-06	SBMT-CS-D-07-09	SBMT-CS-E2-04-06	SBMT-CS-E1-04-06	SBMT-CS-F-05-07
Lab Sample ID:		JD59284-3	JD59284-4	JD59391-1	JD59391-2	JD59391-3	JD59391-4	JD59391-5	JD59109-2	JD59109-3	JD59109-4	JD59158-1	JD59158-2	JD59158-3	JD59109-1
Date Sampled:		1/26/2023	1/26/2023	1/27/2023	1/27/2023	1/27/2023	1/27/2023	1/27/2023	1/23/2023	1/23/2023	1/23/2023	1/24/2023	1/24/2023	1/24/2023	1/23/2023
Matrix:		Soil	Soil	Soil	Soil	Soil	Soil	Soil	Soil	Soil	Soil	Soil	Soil	Soil	Soil
PFAS Compounds (ug/kg)															
Perfluorobutanoic acid	-	ND	ND	ND	ND	ND	ND	ND	ND	ND	ND	ND	ND	ND	ND
Perfluoropentanoic acid	-	ND	ND	ND	ND	ND	ND	ND	ND	ND	ND	ND	ND	ND	ND
Perfluorohexanoic acid	-	ND	ND	ND	ND	ND	ND	ND	ND	ND	ND	ND	ND	ND	ND
Perfluoroheptanoic acid	-	ND	ND	ND	ND	ND	ND	ND	ND	ND	ND	ND	ND	ND	ND
Perfluorooctanoic acid	600	ND	ND	ND	ND	ND	ND	ND	ND	0.26	ND	ND	0.26	0.28	ND
Perfluorononanoic acid	-	ND	ND	ND	ND	ND	ND	ND	ND	ND	ND	ND	ND	ND	ND
Perfluorodecanoic acid	-	ND	ND	ND	ND	ND	ND	ND	ND	ND	ND	ND	ND	ND	ND
Perfluoroundecanoic acid	-	ND	ND	ND	ND	ND	ND	ND	ND	ND	ND	ND	ND	ND	ND
Perfluorododecanoic acid	-	ND	ND	ND	ND	ND	ND	ND	ND	ND	ND	ND	ND	ND	ND
Perfluorotridecanoic acid	-	ND	ND	ND	ND	ND	ND	ND	ND	ND	ND	ND	ND	ND	ND
Perfluorotetradecanoic acid	-	ND	ND	ND	ND	ND	ND	ND	ND	ND	ND	ND	ND	ND	ND
Perfluorobutanesulfonic acid	-	ND	ND	ND	ND	ND	ND	ND	ND	ND	ND	ND	ND	ND	ND
Perfluoropentanesulfonic acid	-	ND	ND	ND	ND	ND	ND	ND	ND	ND	ND	ND	ND	ND	ND
Perfluorohexanesulfonic acid	-	ND	ND	ND	ND	ND	ND	ND	ND	ND	ND	ND	ND	ND	ND
Perfluoroheptanesulfonic acid	-	ND	ND	ND	ND	ND	ND	ND	ND	ND	ND	ND	ND	ND	ND
Perfluorooctanesulfonic acid	440	ND	ND	ND	ND	0.26	0.53	0.25	ND	ND	ND	ND	ND	0.65	ND
Perfluorononanesulfonic acid	-	ND	ND	ND	ND	ND	ND	ND	ND	ND	ND	ND	ND	ND	ND
Perfluorodecanesulfonic acid	-	ND	ND	ND	ND	ND	ND	ND	ND	ND	ND	ND	ND	ND	ND
Perfluorododecanesulfonic acid	-	ND	ND	ND	ND	ND	ND	ND	ND	ND	ND	ND	ND	ND	ND
4:2 Fluorotelomer sulfonate	-	ND	ND	ND	ND	ND	ND	ND	ND	ND	ND	ND	ND	ND	ND
6:2 Fluorotelomer sulfonate	-	ND	ND	ND	ND	ND	ND	ND	ND	ND	ND	ND	ND	ND	ND
8:2 Fluorotelomer sulfonate	-	ND	ND	ND	ND	ND	ND	ND	ND	ND	ND	ND	ND	ND	ND
PFOSA	-	ND	ND	ND	ND	ND	ND	ND	ND	ND	ND	ND	ND	ND	ND
MeFOSA	-	ND	ND	ND	ND	ND	ND	ND	ND	ND	ND	ND	ND	ND	ND
EtFOSA	-	ND	ND	ND	ND	ND	ND	ND	ND	ND	ND	ND	ND	ND	ND
MeFOSAA	-	ND	ND	ND	ND	ND	ND	ND	ND	ND	ND	ND	ND	ND	ND
EtFOSAA	-	ND	ND	ND	ND	ND	ND	ND	ND	ND	ND	ND	ND	ND	ND
MeFOSE	-	ND	ND	ND	ND	ND	ND	ND	ND	ND	ND	ND	ND	ND	ND
EtFOSE	-	ND	ND	ND	ND	ND	ND	ND	ND	ND	ND	ND	ND	ND	ND
HFPO-DA (GenX)	-	ND	ND	ND	ND	ND	ND	ND	ND	ND	ND	ND	ND	ND	ND
ADONA	-	ND	ND	ND	ND	ND	ND	ND	ND	ND	ND	ND	ND	ND	ND
PFMPA	-	ND	ND	ND	ND	ND	ND	ND	ND	ND	ND	ND	ND	ND	ND
PFMBA	-	ND	ND	ND	ND	ND	ND	ND	ND	ND	ND	ND	ND	ND	ND
NFDHA	-	ND	ND	ND	ND	ND	ND	ND	ND	ND	ND	ND	ND	ND	ND
9Cl-PF3ONS (F-53B Major)	-	ND	ND	ND	ND	ND	ND	ND	ND	ND	ND	ND	ND	ND	ND
11Cl-PF3OUdS (F-53B Minor)	-	ND	ND	ND	ND	ND	ND	ND	ND	ND	ND	ND	ND	ND	ND
PFEESA	-	ND	ND	ND	ND	ND	ND	ND	ND	ND	ND	ND	ND	ND	ND
3:3 Fluorotelomer carboxylate	-	ND	ND	ND	ND	ND	ND	ND	ND	ND	ND	ND	ND	ND	ND
5:3 Fluorotelomer carboxylate	-	ND	ND	ND	ND	ND	ND	ND	ND	ND	ND	ND	ND	ND	ND
7:3 Fluorotelomer carboxylate	-	ND	ND	ND	ND	ND	ND	ND	ND	ND	ND	ND	ND	ND	ND

Footnotes:

Values shaded blue detected above laboratory quantification limit shown
Values shaded in green indicate exceedance of the NY Protection of Groundwater standard
ug/kg: microgram per kilogram
SCO - Soil Cleanup Objective
"-" : No Criteria
ND: Not detected above the laboratory quantification limit shown

Table 4-8
Analytical Results – PFAS Compounds
Subsurface Soil
Remedial Investigation
South Brooklyn Marine Terminal
269 37th Street, Brooklyn, NY

Client Sample ID:	NY Industrial Guidance (6 NYCRR 375 11/22)	SBMT-CS-G-5.5-7.5	SBMT-CS-J-04-06	SBMT-SB-DUP-06
Lab Sample ID:		JD58960-4	JD58960-2	JD58960-3
Date Sampled:		1/19/2023	1/19/2023	1/19/2023
Matrix:		Soil	Soil	Soil
PFAS Compounds (ug/kg)				
Perfluorobutanoic acid	-	ND	ND	ND
Perfluoropentanoic acid	-	ND	ND	ND
Perfluorohexanoic acid	-	ND	ND	ND
Perfluoroheptanoic acid	-	ND	ND	ND
Perfluorooctanoic acid	600	0.3	0.097 J	0.25 J
Perfluorononanoic acid	-	ND	ND	ND
Perfluorodecanoic acid	-	ND	ND	ND
Perfluoroundecanoic acid	-	ND	ND	ND
Perfluorododecanoic acid	-	ND	ND	ND
Perfluorotridecanoic acid	-	ND	ND	ND
Perfluorotetradecanoic acid	-	ND	ND	ND
Perfluorobutanesulfonic acid	-	ND	ND	ND
Perfluoropentanesulfonic acid	-	ND	ND	ND
Perfluorohexanesulfonic acid	-	ND	ND	ND
Perfluoroheptanesulfonic acid	-	ND	ND	ND
Perfluorooctanesulfonic acid	440	ND	0.092 J	ND
Perfluorononanesulfonic acid	-	ND	ND	ND
Perfluorodecanesulfonic acid	-	ND	ND	ND
Perfluorododecanesulfonic acid	-	ND	ND	ND
4:2 Fluorotelomer sulfonate	-	ND	ND	ND
6:2 Fluorotelomer sulfonate	-	ND	ND	ND
8:2 Fluorotelomer sulfonate	-	ND	ND	ND
PFOSA	-	ND	ND	ND
MeFOSA	-	ND	ND	ND
EtFOSA	-	ND	ND	ND
MeFOSAA	-	ND	ND	ND
EtFOSAA	-	ND	ND	ND
MeFOSE	-	ND	ND	ND
EtFOSE	-	ND	ND	ND
HFPO-DA (GenX)	-	ND	ND	ND
ADONA	-	ND	ND	ND
PFMPA	-	ND	ND	ND
PFMBA	-	ND	ND	ND
NFDHA	-	ND	ND	ND
9Cl-PF3ONS (F-53B Major)	-	ND	ND	ND
11Cl-PF3OUdS (F-53B Minor)	-	ND	ND	ND
PFEESA	-	ND	ND	ND
3:3 Fluorotelomer carboxylate	-	ND	ND	ND
5:3 Fluorotelomer carboxylate	-	ND	ND	ND
7:3 Fluorotelomer carboxylate	-	ND	ND	ND

Footnotes:

Values shaded blue detected above laboratory quantification limit shown
Values shaded in green indicate exceedance of the NY Protection of Groundwater standard
ug/kg: microgram per kilogram
SCO - Soil Cleanup Objective
"-" : No Criteria
ND: Not detected above the laboratory quantification limit shown

Table 4-8
Analytical Results – PFAS Compounds
Subsurface Soil
Remedial Investigation
South Brooklyn Marine Terminal
269 37th Street, Brooklyn, NY

Client Sample ID:	NY Industrial Guidance (6 NYCRR 375 11/22)	SBMT-CS-K-03-05	SBMT-CS-L-04-06	SBMT-CS-M-03-05	SBMT-CS-N-03-05	SBMT-CS-P-04-06	SBMT-CS-Q-04-06	SBMT-CS-R-03-05	SBMT-CS-S-04-06	SBMT-TP-01-04-06	SBMT-TP-02-3.5-5.5	SBMT-TP-03-3.5-5.5
Lab Sample ID:		JD59042-1	JD58960-1	JD58888-3	JD58888-2	JD58888-1	JD59042-4	JD59042-3	JD59042-2	JD58827-3	JD58827-1	JD58827-2
Date Sampled:		1/20/2023	1/19/2023	1/18/2023	1/18/2023	1/18/2023	1/20/2023	1/20/2023	1/20/2023	1/17/2023	1/17/2023	1/17/2023
Matrix:		Soil	Soil	Soil	Soil	Soil	Soil	Soil	Soil	Soil	Soil	Soil
PFAS Compounds (ug/kg)												
Perfluorobutanoic acid	-	ND	ND	ND	ND	ND	ND	ND	ND	ND	ND	ND
Perfluoropentanoic acid	-	ND	ND	ND	ND	ND	ND	ND	ND	ND	ND	ND
Perfluorohexanoic acid	-	ND	ND	ND	ND	ND	ND	ND	ND	ND	ND	ND
Perfluoroheptanoic acid	-	ND	ND	ND	ND	ND	ND	ND	ND	ND	ND	ND
Perfluorooctanoic acid	600	ND	ND	ND	ND	ND	ND	ND	ND	ND	ND	ND
Perfluorononanoic acid	-	ND	ND	ND	ND	ND	ND	ND	ND	ND	ND	ND
Perfluorodecanoic acid	-	ND	ND	ND	ND	ND	ND	ND	ND	ND	ND	ND
Perfluoroundecanoic acid	-	ND	ND	ND	ND	ND	ND	ND	ND	ND	ND	ND
Perfluorododecanoic acid	-	ND	ND	ND	ND	ND	ND	ND	ND	ND	ND	ND
Perfluorotridecanoic acid	-	ND	ND	ND	ND	ND	ND	ND	ND	ND	ND	ND
Perfluorotetradecanoic acid	-	ND	ND	ND	ND	ND	ND	ND	ND	ND	ND	ND
Perfluorobutanesulfonic acid	-	ND	ND	ND	ND	ND	ND	ND	ND	ND	ND	ND
Perfluoropentanesulfonic acid	-	ND	ND	ND	ND	ND	ND	ND	ND	ND	ND	ND
Perfluorohexanesulfonic acid	-	ND	ND	ND	ND	ND	ND	ND	ND	ND	ND	ND
Perfluoroheptanesulfonic acid	-	ND	ND	ND	ND	ND	ND	ND	ND	ND	ND	ND
Perfluorooctanesulfonic acid	440	ND	ND	ND	ND	ND	ND	ND	ND	ND	0.16 J	ND
Perfluorononanesulfonic acid	-	ND	ND	ND	ND	ND	ND	ND	ND	ND	ND	ND
Perfluorodecanesulfonic acid	-	ND	ND	ND	ND	ND	ND	ND	ND	ND	ND	ND
Perfluorododecanesulfonic acid	-	ND	ND	ND	ND	ND	ND	ND	ND	ND	ND	ND
4:2 Fluorotelomer sulfonate	-	ND	ND	ND	ND	ND	ND	ND	ND	ND	ND	ND
6:2 Fluorotelomer sulfonate	-	ND	ND	ND	ND	ND	ND	ND	ND	ND	ND	ND
8:2 Fluorotelomer sulfonate	-	ND	ND	ND	ND	ND	ND	ND	ND	ND	ND	ND
PFOSA	-	ND	ND	ND	ND	ND	ND	ND	ND	ND	ND	ND
MeFOSA	-	ND	ND	ND	ND	ND	ND	ND	ND	ND	ND	ND
EtFOSA	-	ND	ND	ND	ND	ND	ND	ND	ND	ND	ND	ND
MeFOSAA	-	ND	ND	ND	ND	ND	ND	ND	ND	ND	ND	ND
EtFOSAA	-	ND	ND	ND	ND	ND	ND	ND	ND	ND	ND	ND
MeFOSE	-	ND	ND	ND	ND	ND	ND	ND	ND	ND	ND	ND
EtFOSE	-	ND	ND	ND	ND	ND	ND	ND	ND	ND	ND	ND
HFPO-DA (GenX)	-	ND	ND	ND	ND	ND	ND	ND	ND	ND	ND	ND
ADONA	-	ND	ND	ND	ND	ND	ND	ND	ND	ND	ND	ND
PFMPA	-	ND	ND	ND	ND	ND	ND	ND	ND	ND	ND	ND
PFMBA	-	ND	ND	ND	ND	ND	ND	ND	ND	ND	ND	ND
NFDHA	-	ND	ND	ND	ND	ND	ND	ND	ND	ND	ND	ND
9Cl-PF3ONS (F-53B Major)	-	ND	ND	ND	ND	ND	ND	ND	ND	ND	ND	ND
11Cl-PF3OUdS (F-53B Minor)	-	ND	ND	ND	ND	ND	ND	ND	ND	ND	ND	ND
PFEESA	-	ND	ND	ND	ND	ND	ND	ND	ND	ND	ND	ND
3:3 Fluorotelomer carboxylate	-	ND	ND	ND	ND	ND	ND	ND	ND	ND	ND	ND
5:3 Fluorotelomer carboxylate	-	ND	ND	ND	ND	ND	ND	ND	ND	ND	ND	ND
7:3 Fluorotelomer carboxylate	-	ND	ND	ND	ND	ND	ND	ND	ND	ND	ND	ND

Footnotes:

Values shaded blue detected above laboratory quantification limit shown
Values shaded in green indicate exceedance of the NY Protection of Groundwater standard
ug/kg: microgram per kilogram
SCO - Soil Cleanup Objective
"-" : No Criteria
ND: Not detected above the laboratory quantification limit shown

Table 4-9
Analytical Results – Detected Semi-Volatile Organic Compounds
Subsurface Soil
Remedial Investigation
South Brooklyn Marine Terminal
269 37th Street, Brooklyn, NY

Client Sample ID:	NY Industrial SCO w/CP-51 (10/10)(6 NYCRR 375-6 12/06)	NY Protection of Groundwater w/CP-51 (10/10)(6 NYCRR 375-6 12/06)	SBMT-SB-01-0709	SBMT-SB-01-1315	SBMT-SB-02-0608	SBMT-SB-02-0810	SBMT-SB-03-6.5-8.5	SBMT-SB-03-13-15	SBMT-SB-04-07-09	SBMT-SB-04-13-15	SBMT-SB-05-6.5-8.5	SBMT-SB-05-13-15
Lab Sample ID:			JD56873-1	JD56873-2	JD56873-3	JD56873-4	JD57017-1	JD57017-2	JD57017-3	JD57017-4	JD57017-5	JD57017-6
Date Sampled:			12/8/2022	12/8/2022	12/8/2022	12/8/2022	12/8/2022	12/8/2022	12/9/2022	12/9/2022	12/8/2022	12/8/2022
Matrix:			Soil	Soil	Soil	Soil	Soil	Soil	Soil	Soil	Soil	Soil
Semi Volatile Organic Compounds (mg/kg)												
3&4-Methylphenol	-		ND	ND	ND	ND	ND	ND	ND	ND	ND	ND
Phenol	1000	0.33	ND	ND	ND	ND	ND	ND	ND	ND	ND	ND
Acenaphthene	1000	98	0.0162 J	0.0608	ND	ND	2.43	2.72	0.0233 J	ND	ND	ND
Acenaphthylene	1000	107	0.0182 J	0.0249 J	ND	ND	2.2	1.8	ND	ND	ND	ND
Acetophenone	-	-	ND	ND	ND	ND	ND	ND	ND	ND	ND	ND
Anthracene	1000	1000	0.0656	0.185	0.0263 J	ND	14.9	8.48	0.0655	ND	0.121 J	ND
Benzo(a)anthracene	11	1	0.221	0.399	0.0933	0.0136 J	31.4	16.2	0.133	0.0554	0.426	0.0237 J
Benzo(a)pyrene	1.1	22	0.237	0.382	0.108	ND	30.4 J	21.1 J	0.126 J	0.0536 J	0.404 J	ND
Benzo(b)fluoranthene	11	1.7	0.251	0.383	0.108	ND	30.7 J	21 J	0.125 J	0.05 J	0.377 J	ND
Benzo(g,h,i)perylene	1000	1000	0.155	0.243	0.0675	ND	15.2 J	10.3 J	0.0952 J	0.0517 J	0.962 J	ND
Benzo(k)fluoranthene	110	1.7	0.0985	0.16	0.0489	ND	12.9 J	9.05 J	0.043 J	ND	0.122 J	ND
Butyl benzyl phthalate	-	-	ND	ND	ND	ND	ND	ND	ND	ND	ND	ND
1,1'-Biphenyl	-	-	ND	0.0079 J	ND	ND	0.259 J	0.211 J	ND	ND	ND	ND
Benzaldehyde	-	-	ND	ND	ND	ND	ND	ND	ND	ND	ND	ND
2-Chloronaphthalene	-	-	ND	ND	ND	ND	ND	ND	ND	ND	ND	ND
Carbazole	-	-	0.0218 J	0.0481 J	0.011 J	ND	1.93 J	2.85	0.0204 J	0.0064 J	0.0616 J	ND
Chrysene	110	1	0.242	0.395	0.101	ND	30.4	17.4	0.104	0.032 J	0.307	ND
Dibenzo(a,h)anthracene	1.1	1000	0.0363	0.0601	0.0162 J	ND	4.95 J	3.34 J	0.0364 J	0.0291 J	0.207 J	ND
Dibenzofuran	1000	210	ND	0.0296 J	ND	ND	1.92 J	1.78 J	ND	ND	ND	ND
Di-n-butyl phthalate	-	-	ND	ND	ND	ND	ND	ND	ND	ND	ND	ND
Di-n-octyl phthalate	-	-	ND	ND	ND	ND	ND	ND	ND	ND	ND	ND
bis(2-Ethylhexyl)phthalate	-	-	ND	ND	ND	ND	ND	ND	ND	ND	ND	ND
Fluoranthene	1000	1000	0.407	0.816	0.191	0.0236 J	66.2	37.1	0.282	0.0713	0.587	ND
Fluorene	1000	386	0.0199 J	0.0695	ND	ND	4.68	3.67	0.0218 J	ND	ND	ND
Indeno(1,2,3-cd)pyrene	11	8.2	0.19	0.272	0.0781	ND	18.8 J	13.3 J	0.0931 J	0.0546 J	0.482 J	ND
2-Methylnaphthalene	-	-	ND	0.0172 J	ND	ND	1.01 J	0.449 J	ND	ND	ND	ND
Naphthalene	1000	12	ND	0.0143 J	ND	ND	1.36 J	0.787 J	ND	0.0124 J	ND	ND
N-Nitrosodiphenylamine	-	-	ND	ND	ND	ND	ND	ND	ND	ND	ND	ND
Phenanthrene	1000	1000	0.27	0.7	0.123	0.0139 J	54.8	29.7	0.27	0.0467	0.443	ND
Pyrene	1000	1000	0.412	0.845	0.183	0.0202 J	56.4	31.5	0.282	0.0795	0.576	0.0383 J

Footnotes:

Values shaded blue detected above laboratory quantification limit shown
Values shaded in orange indicate exceedance of NYSDEC Industrial SCO
Values shaded in green indicate exceedance of the NYDEC Protection of Groundwater standard
Values shaded in pink indicate exceedance of NYSDEC Industrial SCO standard and the NYDEC Protection of Groundwater standard
mg/kg: miligram per kilogram
SCO - Soil Cleanup Objective
"-" : No Criteria
ND: Not detected above the laboratory quantification limit
J: The analyte was positively identified and the associated numerical value is the approximate concentration of the analyte in the sample.
UJ:The analyte was not detected at a level greater than or equal to the reporting limit; however, the reported reporting limit is approximate and may be inaccurate or imprecise.

Table 4-9
Analytical Results – Detected Semi-Volatile Organic Compounds
Subsurface Soil
Remedial Investigation
South Brooklyn Marine Terminal
269 37th Street, Brooklyn, NY

Client Sample ID:	NY Industrial SCO w/CP-51 (10/10)(6 NYCRR 375-6 12/06)	SBMT-SB-06-06-08	SBMT-SB-06-13-15	SBMT-SB-07-07-09	SBMT-SB-07-11-13	SBMT-SB-08-6.5-8.5	SBMT-SB-DUP-01	SBMT-SB-08-13-15	SBMT-SB-09-08-10	SBMT-SB-09-13-15	SBMT-SB-10-06-08	SBMT-SB-10-13-15
Lab Sample ID:		JD57017-7	JD57017-8	JD57043-1	JD57043-2	JD57043-3	JD57043-5	JD57043-4	JD57043-6	JD57043-7	JD57412-1	JD57412-2
Date Sampled:		12/9/2022	12/9/2022	12/12/2022	12/12/2022	12/12/2022	12/12/2022	12/12/2022	12/12/2022	12/12/2022	12/15/2022	12/15/2022
Matrix:		Soil	Soil	Soil	Soil	Soil	Soil	Soil	Soil	Soil	Soil	Soil
Semi Volatile Organic Compounds (mg/kg)												
3&4-Methylphenol	-	ND	0.0556 J	ND	ND	ND	ND	ND	0.0339 J	ND	ND	ND
Phenol	1000	ND	ND	ND	ND	ND	ND	ND	ND	ND	ND	ND
Acenaphthene	1000	ND	0.105	2.56	0.642	0.103	0.0738	0.209	2.27	0.357	0.227	ND
Acenaphthylene	1000	ND	0.123	16.2	1.17	0.142	0.13	0.122	0.431	0.0452	0.0933	ND
Acetophenone	-	ND	ND	ND	ND	ND	ND	ND	ND	ND	ND	ND
Anthracene	1000	ND	0.159	13.6	1.65	0.243	0.171	0.41	0.775	0.304	0.649	ND
Benzo(a)anthracene	11	0.0605	0.528	14.6	2.45	0.687	0.478	0.923	0.432	0.241	2.1	0.0158 J
Benzo(a)pyrene	1.1	0.0492 J	0.599 J	13.8	2.41	0.887	0.645	0.958	0.39	0.211	2.18	ND
Benzo(b)fluoranthene	11	0.0464 J	0.395 J	10.2	1.92	0.687	0.55	0.919	0.428	0.23	2.12	ND
Benzo(g,h,i)perylene	1000	0.0398 J	0.306 J	4.97	1.09	0.571	0.425	0.564	0.207	0.129	1.38	ND
Benzo(k)fluoranthene	110	0.0194 J	0.16 J	2.73	0.628	0.207	0.207	0.323	0.154	0.0904	0.767	ND
Butyl benzyl phthalate	-	ND	ND	ND	ND	0.186	0.207	ND	0.0957	ND	ND	ND
1,1'-Biphenyl	-	ND	0.0426 J	4.51	0.448	0.029 J	0.0277 J	0.0387 J	0.71	0.11	0.0185 J	ND
Benzaldehyde	-	ND	ND	ND	ND	ND	ND	ND	ND	ND	ND	ND
2-Chloronaphthalene	-	ND	ND	ND	ND	ND	ND	ND	ND	ND	ND	ND
Carbazole	-	ND	0.0173 J	1.32	0.42	0.0606 J	0.0634 J	0.101	1.19	0.124	0.21	ND
Chrysene	110	0.0387 J	0.354	14.1	2.46	0.671	0.435	0.963	0.443	0.224	2.2	0.0137 J
Dibenzo(a,h)anthracene	1.1	ND	0.0827 J	1.59	0.33	0.139	0.0998	0.155	0.0613	0.0374 J	0.331	ND
Dibenzofuran	1000	ND	0.0358 J	2.04	0.499	0.0599 J	0.0654 J	ND	2.32	0.404	0.104	ND
Di-n-butyl phthalate	-	ND	ND	ND	ND	ND	ND	ND	ND	ND	ND	ND
Di-n-octyl phthalate	-	ND	ND	ND	ND	ND	ND	ND	ND	ND	ND	ND
bis(2-Ethylhexyl)phthalate	-	ND	ND	ND	0.1	0.16	0.132	0.501	0.215	0.12	ND	ND
Fluoranthene	1000	0.0722	0.578	24.7	4.47	1.08	0.816	2.06	1.64	1.12	3.59	ND
Fluorene	1000	ND	0.0432 J	14.4	1.61	0.109	0.0845	0.253	2.71	0.561	0.232	ND
Indeno(1,2,3-cd)pyrene	11	0.0408 J	0.319 J	5.4	1.21	0.556	0.434	0.558	0.23	0.148	1.58	ND
2-Methylnaphthalene	-	ND	0.0337 J	45.1	2.85	0.104	0.0907	0.214	5.24	0.386	0.0483	ND
Naphthalene	1000	ND	0.258	72.2	8.35	0.243	0.199	0.446	20	0.521	0.0687	ND
N-Nitrosodiphenylamine	-	ND	ND	ND	ND	ND	ND	ND	ND	ND	ND	ND
Phenanthrene	1000	0.0432	0.244	46.7	6.14	0.879	0.461	1.56	5.57	1.92	2.89	ND
Pyrene	1000	0.0807	1.3	32.8	5.05	1.4	0.771	1.81	1.15	0.765	4.17	0.0462

Footnotes:

Values shaded blue detected above laboratory quantification limit shown
Values shaded in orange indicate exceedance of NYSDEC Industrial SCO
Values shaded in green indicate exceedance of the NYDEC Protection of Groundwater standard
Values shaded in pink indicate exceedance of NYSDEC Industrial SCO standard and the NYDEC Protection of Groundwater standard
mg/kg: miligram per kilogram
SCO - Soil Cleanup Objective
"-" : No Criteria
ND: Not detected above the laboratory quantification limit
J: The analyte was positively identified and the associated numerical value is the approximate concentration of the analyte in the sample.
UJ:The analyte was not detected at a level greater than or equal to the reporting limit; however, the reported reporting limit is approximate and may be inaccurate or imprecise.

Table 4-9
Analytical Results – Detected Semi-Volatile Organic Compounds
Subsurface Soil
Remedial Investigation
South Brooklyn Marine Terminal
269 37th Street, Brooklyn, NY

Client Sample ID:	NY Industrial SCO w/CP-51 (10/10)(6 NYCRR 375-6 12/06)	SBMT-SB-11-06-08	SBMT-SB-11-13-15	SBMT-SB-12-05-07	SBMT-SB-12-13-15	SBMT-SB-13-06-08	SBMT-SB-13-13-15	SBMT-SB-14-07-09	SBMT-SB-14-13-15	SBMT-SB-15-05-07	SBMT-SB-15-13-17	SBMT-SB-DUP-02
Lab Sample ID:		JD57412-3	JD57412-4	JD57412-5	JD57412-6	JD57523-1	JD57523-2	JD57523-3	JD57523-4	JD57523-5	JD57523-6	JD57523-7
Date Sampled:		12/15/2022	12/15/2022	12/15/2022	12/15/2022	12/19/2022	12/19/2022	12/19/2022	12/19/2022	12/19/2022	12/19/2022	12/19/2022
Matrix:		Soil	Soil	Soil	Soil	Soil	Soil	Soil	Soil	Soil	Soil	Soil
Semi Volatile Organic Compounds (mg/kg)												
3&4-Methylphenol	-	ND	ND	ND	ND	ND	ND	0.176 J	ND	ND	ND	ND
Phenol	1000	ND	ND	ND	ND	ND	ND	0.154 J	ND	ND	ND	ND
Acenaphthene	1000	ND	ND	2.47	0.0899	0.0653 J	ND	0.406	0.0216 J	ND	0.0539	0.161
Acenaphthylene	1000	ND	0.0641	ND	0.0289 J	ND	ND	0.849	0.0403 J	ND	ND	0.0274 J
Acetophenone	-	ND	ND	ND	ND	ND	ND	0.0554 J	ND	ND	ND	ND
Anthracene	1000	ND	0.0373 J	6.4	0.25	0.14 J	ND	2.17	0.131	28.1 J	0.141	0.442
Benzo(a)anthracene	11	0.0424	0.0591	14.2	0.528	0.488	0.0305 J	5.33	0.587	176	0.334	0.959
Benzo(a)pyrene	1.1	0.0297 J	0.0383 J	13.3	0.527	0.518	0.0348 J	5.7	0.597	234	0.349	0.816
Benzo(b)fluoranthene	11	0.0479	0.0582	14.7	0.53	0.546	0.0369 J	6.01	0.628	241	0.338	0.721
Benzo(g,h,i)perylene	1000	0.0237 J	0.0325 J	8.55	0.331	0.343	0.0364 J	3.27	0.286	204	0.222	0.535
Benzo(k)fluoranthene	110	ND	ND	5.79	0.217	0.232	ND	2.25	0.233	96.2	0.118	0.308
Butyl benzyl phthalate	-	ND	ND	ND	ND	ND	ND	ND	ND	ND	ND	ND
1,1'-Biphenyl	-	0.0118 J	0.0269 J	0.153 J	0.0179 J	ND	ND	0.149 J	0.0069 J	ND	ND	0.0076 J
Benzaldehyde	-	0.0104 J	0.0282 J	ND	0.0167 J	ND	ND	ND	0.0344 J	ND	ND	ND
2-Chloronaphthalene	-	ND	0.0376 J	ND	ND	ND	ND	ND	ND	ND	ND	ND
Carbazole	-	0.0064 J	0.0203 J	1.83	0.0562 J	ND	ND	0.478	0.0399 J	14.0 J	0.0343 J	0.093
Chrysene	110	0.0724	0.0837	14.6	0.546	0.552	0.0251 J	5.33	0.555	145	0.261	0.702
Dibenzo(a,h)anthracene	1.1	ND	ND	2.28	0.0838	ND	ND	0.884	0.0854	52.1	0.0643	0.12
Dibenzofuran	1000	ND	ND	1.22	0.0518 J	ND	ND	0.549	0.0279 J	ND	0.0191 J	0.0599 J
Di-n-butyl phthalate	-	ND	ND	ND	ND	ND	ND	ND	ND	ND	ND	ND
Di-n-octyl phthalate	-	ND	ND	ND	ND	ND	ND	ND	ND	ND	ND	ND
bis(2-Ethylhexyl)phthalate	-	ND	ND	ND	ND	ND	ND	ND	ND	1490	ND	ND
Fluoranthene	1000	0.0597	0.159	30.6	1.08	0.969	0.039	11.6	1.2	244	0.789	2.69
Fluorene	1000	ND	ND	2.44	0.0907	ND	ND	0.559	0.0424 J	ND	0.0439	0.136
Indeno(1,2,3-cd)pyrene	11	0.0262 J	0.0377 J	10.6	0.384	0.327	0.0367 J	3.89	0.362	218	0.25	0.592
2-Methylnaphthalene	-	0.0221 J	0.035 J	0.24 J	0.0335 J	ND	ND	0.248	0.0142 J	ND	ND	0.0145 J
Naphthalene	1000	0.0489	0.225	0.274 J	0.0757	ND	ND	1.07	0.0663	ND	ND	0.0228 J
N-Nitrosodiphenylamine	-	ND	ND	ND	ND	ND	ND	ND	ND	ND	ND	ND
Phenanthrene	1000	0.0732	0.155	26.6	0.806	0.782	0.0174 J	8.62	0.506	102	0.6	2.03
Pyrene	1000	0.055	0.142	20.3	1.07	1.03	0.0457	10	0.911	286	0.793	2.69

Footnotes:

Values shaded blue detected above laboratory quantification limit shown
Values shaded in orange indicate exceedance of NYSDEC Industrial SCO
Values shaded in green indicate exceedance of the NYDEC Protection of Groundwater standard
Values shaded in pink indicate exceedance of NYSDEC Industrial SCO standard and the NYDEC Protection of Groundwater standard
mg/kg: miligram per kilogram
SCO - Soil Cleanup Objective
"-" : No Criteria
ND: Not detected above the laboratory quantification limit
J: The analyte was positively identified and the associated numerical value is the approximate concentration of the analyte in the sample.
UJ:The analyte was not detected at a level greater than or equal to the reporting limit; however, the reported reporting limit is approximate and may be inaccurate or imprecise.

Table 4-9
Analytical Results – Detected Semi-Volatile Organic Compounds
Subsurface Soil
Remedial Investigation
South Brooklyn Marine Terminal
269 37th Street, Brooklyn, NY

Client Sample ID:	NY Industrial SCO w/CP-51 (10/10)(6 NYCRR 375-6 12/06)	SBMT-SB-16-06-08	SBMT-SB-16-13-15	SBMT-SB-17-03-05	SBMT-SB-17-13-15	SBMT-SB-18-05-07	SBMT-SB-18-13-15	SBMT-SB-19-05-07	SBMT-SB-19-13-15	SBMT-SB-20-03-05	SBMT-SB-20-13-15	SBMT-SB-21-06-08
Lab Sample ID:		JD57523-8	JD57523-9	JD57610-1	JD57610-2	JD57610-3	JD57610-4	JD57610-5	JD57610-6	JD57610-7	JD57610-8	JD57650-1
Date Sampled:		12/19/2022	12/19/2022	12/19/2022	12/19/2022	12/20/2022	12/20/2022	12/20/2022	12/20/2022	12/20/2022	12/20/2022	12/21/2022
Matrix:		Soil	Soil	Soil	Soil	Soil	Soil	Soil	Soil	Soil	Soil	Soil
Semi Volatile Organic Compounds (mg/kg)												
3&4-Methylphenol	-	ND	ND	ND	ND	ND	ND	ND	ND	ND	ND	ND
Phenol	1000	ND	ND	ND	ND	ND	ND	ND	ND	ND	ND	ND
Acenaphthene	1000	ND	0.228	ND	ND	ND	ND	0.0225 J	ND	0.106 J	ND	ND
Acenaphthylene	1000	ND	0.0557	ND	ND	ND	ND	0.0241 J	ND	ND	ND	ND
Acetophenone	-	ND	ND	ND	ND	ND	ND	ND	ND	ND	ND	ND
Anthracene	1000	0.026 J	0.47	ND	ND	0.0827	ND	0.0723	0.0314 J	0.261	ND	ND
Benzo(a)anthracene	11	0.136	1.19	ND	ND	0.174	0.0456 J	0.272	0.0689	0.787	0.0418 J	0.0329 J
Benzo(a)pyrene	1.1	0.132	0.946	ND	ND	0.196	0.0412 J	0.301	0.0776	0.812	0.0382 J	0.0528
Benzo(b)fluoranthene	11	0.139	0.714	ND	ND	0.194	0.0401 J	0.338	0.0749	0.908	0.0427 J	0.0455
Benzo(g,h,i)perylene	1000	0.101	0.573	ND	ND	0.134	ND	0.185	0.0561	0.54	ND	0.0397
Benzo(k)fluoranthene	110	0.0515	0.284	ND	ND	0.0951	ND	0.144	0.0318 J	0.428	ND	0.0181 J
Butyl benzyl phthalate	-	ND	ND	ND	ND	ND	ND	ND	ND	ND	ND	ND
1,1'-Biphenyl	-	ND	0.0064 J	ND	ND	ND	ND	0.0062 J	0.0078 J	ND	ND	ND
Benzaldehyde	-	ND	ND	ND	ND	0.0229 J	ND	ND	ND	ND	ND	ND
2-Chloronaphthalene	-	ND	ND	ND	ND	ND	ND	ND	ND	ND	ND	ND
Carbazole	-	0.0079 J	0.079 J	ND	ND	0.0307 J	ND	0.0304 J	ND	0.194 J	ND	ND
Chrysene	110	0.107	0.791	ND	ND	0.189	0.0428 J	0.3	0.0694	0.883	0.0398 J	0.0387
Dibenzo(a,h)anthracene	1.1	0.0372	0.132	ND	ND	ND	ND	0.0526	ND	0.132 J	ND	ND
Dibenzofuran	1000	ND	0.0509 J	ND	ND	ND	ND	0.0206 J	ND	0.107 J	ND	ND
Di-n-butyl phthalate	-	ND	ND	ND	ND	ND	ND	ND	ND	ND	ND	ND
Di-n-octyl phthalate	-	ND	ND	ND	ND	ND	ND	ND	ND	ND	ND	ND
bis(2-Ethylhexyl)phthalate	-	ND	ND	ND	ND	ND	ND	ND	ND	ND	ND	ND
Fluoranthene	1000	0.228	3.88	ND	ND	0.445	0.0669 J	0.58	0.133	1.92	0.0681 J	0.0534
Fluorene	1000	ND	0.219	ND	ND	ND	ND	0.0262 J	ND	0.134 J	ND	ND
Indeno(1,2,3-cd)pyrene	11	0.126	0.669	ND	ND	0.131	ND	0.214	0.0439	0.591	ND	0.0507
2-Methylnaphthalene	-	ND	0.0124 J	ND	ND	0.0185 J	ND	0.0131 J	ND	0.052 J	ND	ND
Naphthalene	1000	ND	0.0231 J	ND	ND	0.0382 J	ND	0.0199 J	0.0221 J	0.127 J	ND	0.029 J
N-Nitrosodiphenylamine	-	ND	ND	ND	ND	ND	ND	ND	ND	ND	ND	ND
Phenanthrene	1000	0.115	2.18	ND	ND	0.34	0.054 J	0.334	0.115	1.56	0.0342 J	0.0275 J
Pyrene	1000	0.258	3.56	ND	0.0182 J	0.372	0.108	0.477	0.152	1.52	0.0668 J	0.0502

Footnotes:

Values shaded blue detected above laboratory quantification limit shown
Values shaded in orange indicate exceedance of NYSDEC Industrial SCO
Values shaded in green indicate exceedance of the NYDEC Protection of Groundwater standard
Values shaded in pink indicate exceedance of NYSDEC Industrial SCO standard and the NYDEC Protection of Groundwater standard
mg/kg: miligram per kilogram
SCO - Soil Cleanup Objective
"-" : No Criteria
ND: Not detected above the laboratory quantification limit
J: The analyte was positively identified and the associated numerical value is the approximate concentration of the analyte in the sample.
UJ:The analyte was not detected at a level greater than or equal to the reporting limit; however, the reported reporting limit is approximate and may be inaccurate or imprecise.

Table 4-9
Analytical Results – Detected Semi-Volatile Organic Compounds
Subsurface Soil
Remedial Investigation
South Brooklyn Marine Terminal
269 37th Street, Brooklyn, NY

Client Sample ID:	NY Industrial SCO w/CP-51 (10/10)(6 NYCRR 375-6 12/06)	SBMT-SB-21-13-15	SBMT-SB-22-06-08	SBMT-SB-22-13-15	SBMT-SB-23-05-07	SBMT-SB-23-13-15	SBMT-SB-24-03-05	SBMT-SB-24-13-15	SBMT-SB-25-02-04	SBMT-SB-25-13-15	SBMT-SB-26-05-6.5	SBMT-SB-DUP-03
Lab Sample ID:		JD57650-2	JD57650-3	JD57650-4	JD57650-5	JD57650-6	JD57650-7	JD57650-8	JD57650-9	JD57650-10	JD57761-1	JD57761-3
Date Sampled:		12/21/2022	12/21/2022	12/21/2022	12/21/2022	12/21/2022	12/21/2022	12/21/2022	12/21/2022	12/21/2022	12/22/2022	12/22/2022
Matrix:		Soil	Soil	Soil	Soil	Soil	Soil	Soil	Soil	Soil	Soil	Soil
Semi Volatile Organic Compounds (mg/kg)												
3&4-Methylphenol	-	ND	ND	ND	ND	ND	ND	ND	ND	ND	ND	ND
Phenol	1000	ND	ND	ND	ND	ND	ND	ND	ND	ND	ND	ND
Acenaphthene	1000	0.0168 J	ND	0.136	0.155	0.373	0.857	0.18	0.214	0.183	0.0193 J	ND
Acenaphthylene	1000	ND	ND	0.218	0.0835	0.383	0.438	0.152	0.158 J	ND	0.0255 J	0.0206 J
Acetophenone	-	ND	ND	ND	ND	ND	ND	ND	ND	ND	ND	ND
Anthracene	1000	0.0311 J	0.0406	0.365	0.228	1.03	1.61	0.527	0.223	0.205	0.0577	0.0423
Benzo(a)anthracene	11	0.0799	0.0968	1.13	0.501	2.17	3.53	1.47	0.464	0.452	0.273	0.237
Benzo(a)pyrene	1.1	0.0727	0.112	1.17	0.516	2.57	3.95	1.5	0.512	0.47	0.306	0.28
Benzo(b)fluoranthene	11	0.0608	0.112	1.2	0.461	2.67	3.67	1.54	0.468	0.492	0.313	0.282
Benzo(g,h,i)perylene	1000	0.0398 J	0.0777	0.669	0.277	1.41	2.21	0.834	0.338	0.278	0.192	0.163
Benzo(k)fluoranthene	110	0.0194 J	0.0423	0.412	0.165	0.953	1.32	0.547	0.183	0.177	0.115	0.0987
Butyl benzyl phthalate	-	ND	ND	ND	ND	ND	ND	ND	ND	ND	ND	ND
1,1'-Biphenyl	-	ND	0.0065 J	0.0179 J	0.0226 J	0.0446 J	0.0974 J	0.0306 J	0.101 J	0.043 J	0.0141 J	ND
Benzaldehyde	-	ND	ND	ND	ND	0.073 J	ND	0.0363 J	ND	0.05 J	ND	ND
2-Chloronaphthalene	-	ND	ND	ND	ND	ND	ND	ND	ND	ND	ND	ND
Carbazole	-	ND	ND	0.119 J	0.0235 J	0.279	0.413	0.217	0.0459 J	0.0828 J	ND	ND
Chrysene	110	0.0726	0.0988	1.06	0.475	2.14	3.48	1.33	0.538	0.438	0.269	0.222
Dibenzo(a,h)anthracene	1.1	ND	0.0221 J	0.193	0.0734	0.413	0.654	0.239	0.113 J	0.0767	0.0587	0.0459
Dibenzofuran	1000	ND	ND	0.0654 J	0.0515 J	0.22	0.585	0.147	0.144 J	0.14	0.0206 J	ND
Di-n-butyl phthalate	-	ND	ND	ND	ND	ND	ND	ND	ND	ND	ND	ND
Di-n-octyl phthalate	-	ND	ND	ND	ND	ND	ND	ND	ND	ND	ND	ND
bis(2-Ethylhexyl)phthalate	-	ND	ND	ND	ND	0.164	1.51	0.0731 J	0.297 J	0.213	ND	ND
Fluoranthene	1000	0.123	0.232	2.7	1.03	5.08	7.87	3.63	0.896	1.37	0.462	0.387
Fluorene	1000	ND	ND	0.19	0.214	0.431	1.08	0.229	0.128 J	0.127	ND	ND
Indeno(1,2,3-cd)pyrene	11	0.0611	0.111	0.898	0.38	1.82	2.73	1.04	0.424	0.367	0.25	0.214
2-Methylnaphthalene	-	ND	0.0159 J	0.0636 J	0.0393 J	0.16	0.343	0.0925	0.273	0.103	0.027 J	ND
Naphthalene	1000	0.0325 J	0.0161 J	0.095	0.0369 J	0.346	0.381	0.207	0.167 J	0.194	0.132	ND
N-Nitrosodiphenylamine	-	ND	ND	0.171 J	ND	ND	ND	ND	ND	ND	ND	ND
Phenanthrene	1000	0.0967	0.124	1.36	0.608	2.41	6.56	1.81	0.258	0.717	0.187	0.14
Pyrene	1000	0.142	0.167	1.91	1.04	3.75	6.88	2.73	0.904	0.895	0.408	0.348

Footnotes:

Values shaded blue detected above laboratory quantification limit shown
Values shaded in orange indicate exceedance of NYSDEC Industrial SCO
Values shaded in green indicate exceedance of the NYDEC Protection of Groundwater standard
Values shaded in pink indicate exceedance of NYSDEC Industrial SCO standard and the NYDEC Protection of Groundwater standard
mg/kg: miligram per kilogram
SCO - Soil Cleanup Objective
"-" : No Criteria
ND: Not detected above the laboratory quantification limit
J: The analyte was positively identified and the associated numerical value is the approximate concentration of the analyte in the sample.
UJ:The analyte was not detected at a level greater than or equal to the reporting limit; however, the reported reporting limit is approximate and may be inaccurate or imprecise.

Table 4-9
Analytical Results – Detected Semi-Volatile Organic Compounds
Subsurface Soil
Remedial Investigation
South Brooklyn Marine Terminal
269 37th Street, Brooklyn, NY

Client Sample ID:	NY Industrial SCO w/CP-51 (10/10)(6 NYCRR 375-6 12/06)	SBMT-SB-26-13-15	SBMT-SB-27-08-10	SBMT-SB-27-13-15	SBMT-SB-28-04-06	SBMT-SB-28-13-15	SBMT-SB-29-03-05	SBMT-SB-29-13-15	SBMT-SB-30-06-08	SBMT-SB-30-13-15	SBMT-SB-31-02-04
Lab Sample ID:		JD57761-2	JD57761-4	JD57761-5	JD57761-6	JD57761-7	JD58136-1	JD58136-2	JD58136-3	JD58136-4	JD58136-5
Date Sampled:		12/22/2022	12/22/2022	12/22/2022	12/22/2022	12/22/2022	1/3/2023	1/3/2023	1/3/2023	1/3/2023	1/3/2023
Matrix:		Soil	Soil	Soil	Soil	Soil	Soil	Soil	Soil	Soil	Soil
Semi Volatile Organic Compounds (mg/kg)											
3&4-Methylphenol	-	ND	0.0419 J	ND	ND	ND	ND	ND	ND	0.134	ND
Phenol	1000	ND	ND	ND	ND	ND	ND	ND	ND	ND	ND
Acenaphthene	1000	0.84	0.292	0.351	0.0493	0.514	ND	0.0298 J	0.116	1.09	0.146
Acenaphthylene	1000	0.0333 J	0.0235 J	0.0812	ND	0.342	ND	ND	0.0422	0.118	0.0312 J
Acetophenone	-	ND	ND	ND	ND	ND	ND	ND	ND	ND	ND
Anthracene	1000	0.391	0.187	0.495	0.116	1.6	ND	ND	1.27	0.654	0.246
Benzo(a)anthracene	11	0.355	0.34	1.06	0.289	2.45	ND	0.0327 J	3	1.14	0.478
Benzo(a)pyrene	1.1	0.251	0.266	1.17	0.321	2.45	ND	0.0527	3.02	1.19	0.415
Benzo(b)fluoranthene	11	0.239	0.237	1.05	0.301	2.17	ND	0.0493	2.61	1.16	0.563
Benzo(g,h,i)perylene	1000	0.112	0.154	0.692	0.195	1.24	ND	0.0244 J	1.4	0.623	0.262
Benzo(k)fluoranthene	110	0.0905	0.0708	0.377	0.116	0.828	ND	0.0219 J	1.04	0.464	0.227
Butyl benzyl phthalate	-	ND	ND	ND	ND	ND	ND	ND	ND	ND	ND
1,1'-Biphenyl	-	0.175	0.0387 J	0.0287 J	0.0103 J	0.0187 J	ND	ND	0.0335 J	0.0384 J	0.0613 J
Benzaldehyde	-	ND	ND	ND	ND	ND	ND	ND	ND	ND	ND
2-Chloronaphthalene	-	ND	ND	ND	ND	ND	ND	ND	ND	ND	ND
Carbazole	-	0.0965	0.0466 J	0.0904	0.0289 J	0.123	ND	ND	0.0988	0.182	0.0845
Chrysene	110	0.285	0.332	1.04	0.261	2.08	ND	0.0291 J	3.02	1.26	0.671
Dibenzo(a,h)anthracene	1.1	0.031 J	0.0514	0.191	0.0475	0.337	ND	ND	0.406	0.18	0.0844
Dibenzofuran	1000	0.705	0.138	0.0719 J	0.0386 J	0.0863	ND	ND	0.0948	0.155	0.178
Di-n-butyl phthalate	-	ND	ND	ND	ND	ND	ND	ND	ND	ND	ND
Di-n-octyl phthalate	-	ND	ND	ND	ND	ND	ND	ND	ND	ND	ND
bis(2-Ethylhexyl)phthalate	-	ND	ND	ND	ND	0.11	ND	ND	ND	ND	ND
Fluoranthene	1000	1.34	0.661	2.15	0.655	7.87	ND	0.099	4.8	2.34	1.36
Fluorene	1000	0.913	0.256	0.327	0.059	0.635	ND	ND	0.147	0.374	0.168
Indeno(1,2,3-cd)pyrene	11	0.161	0.176	0.813	0.252	1.53	ND	0.0325 J	1.52	0.683	0.321
2-Methylnaphthalene	-	1.08	0.253	0.306	0.0464	0.0873	ND	ND	0.0527	0.233	0.206
Naphthalene	1000	2.88	0.713	0.377	0.167	0.28	ND	ND	0.131	1.04	0.2
N-Nitrosodiphenylamine	-	ND	ND	ND	ND	ND	ND	ND	ND	ND	ND
Phenanthrene	1000	2.68	0.937	1.76	0.461	6.09	ND	ND	3.03	1.79	0.524
Pyrene	1000	0.936	0.615	1.83	0.466	5.24	ND	0.146	5.61	2.54	1.32

Footnotes:

Values shaded blue detected above laboratory quantification limit shown
Values shaded in orange indicate exceedance of NYSDEC Industrial SCO
Values shaded in green indicate exceedance of the NYDEC Protection of Groundwater standard
Values shaded in pink indicate exceedance of NYSDEC Industrial SCO standard and the NYDEC Protection of Groundwater standard
mg/kg: miligram per kilogram
SCO - Soil Cleanup Objective
"-" : No Criteria
ND: Not detected above the laboratory quantification limit
J: The analyte was positively identified and the associated numerical value is the approximate concentration of the analyte in the sample.
UJ:The analyte was not detected at a level greater than or equal to the reporting limit; however, the reported reporting limit is approximate and may be inaccurate or imprecise.

Table 4-9
Analytical Results – Detected Semi-Volatile Organic Compounds
Subsurface Soil
Remedial Investigation
South Brooklyn Marine Terminal
269 37th Street, Brooklyn, NY

Client Sample ID:	NY Industrial SCO w/CP-51 (10/10)(6 NYCRR 375-6 12/06)	SBMT-SB-31-13-15	SBMT-SB-32-05-07	SBMT-SB-32-08-10	SBMT-SB-33-5.5-7.5	SBMT-SB-DUP-04
Lab Sample ID:		JD58136-6	JD58178-1	JD58178-2	JD58178-3	JD58178-5
Date Sampled:		1/3/2023	1/4/2023	1/4/2023	1/4/2023	1/4/2023
Matrix:		Soil	Soil	Soil	Soil	Soil
Semi Volatile Organic Compounds (mg/kg)						
3&4-Methylphenol	-	0.035 J	ND	0.0792	ND	ND
Phenol	1000	ND	ND	ND	ND	ND
Acenaphthene	1000	0.089	ND	18.3	ND	0.0135 J
Acenaphthylene	1000	0.0624	ND	0.334	ND	ND
Acetophenone	-	ND	ND	ND	ND	ND
Anthracene	1000	0.101		30	ND	ND
Benzo(a)anthracene	11	0.252	0.0154 J	34.5	0.0203 J	0.0365
Benzo(a)pyrene	1.1	0.311	ND	31.2	0.0202 J	0.0292 J
Benzo(b)fluoranthene	11	0.28	ND	25	0.0215 J	0.0285 J
Benzo(g,h,i)perylene	1000	0.167	ND	14.7	ND	ND
Benzo(k)fluoranthene	110	0.106	ND	10.7	ND	ND
Butyl benzyl phthalate	-	ND	ND	ND	ND	ND
1,1'-Biphenyl	-	0.0123 J	ND	0.684	ND	ND
Benzaldehyde	-	ND	ND	ND	ND	ND
2-Chloronaphthalene	-	ND	ND	ND	ND	ND
Carbazole	-	0.0142 J	ND	2.26	ND	ND
Chrysene	110	0.251	0.013 J	33.1	0.0174 J	0.0323 J
Dibenzo(a,h)anthracene	1.1	0.0438	ND	4.42	ND	ND
Dibenzofuran	1000	ND	ND	2.78	ND	0.0256 J
Di-n-butyl phthalate	-	ND	ND	ND	ND	ND
Di-n-octyl phthalate	-	ND	ND	ND	ND	ND
bis(2-Ethylhexyl)phthalate	-	ND	ND	ND	ND	ND
Fluoranthene	1000	0.371	0.0236 J	66.5	0.0314 J	0.0892
Fluorene	1000	0.0232 J	ND	13.9	ND	0.0249 J
Indeno(1,2,3-cd)pyrene	11	0.185	ND	16.4	ND	0.0182 J
2-Methylnaphthalene	-	0.0216 J	ND	2.29	ND	0.0147 J
Naphthalene	1000	0.0538	ND	2.95	ND	0.0126 J
N-Nitrosodiphenylamine	-	ND	ND	ND	ND	ND
Phenanthrene	1000	0.107	0.0137 J	75.4	0.018 J	0.116
Pyrene	1000	0.489	0.0211 J	74.8	0.029 J	0.0748

Footnotes:

Values shaded blue detected above laboratory quantification limit shown
Values shaded in orange indicate exceedance of NYSDEC Industrial SCO
Values shaded in green indicate exceedance of the NYDEC Protection of Groundwater standard
Values shaded in pink indicate exceedance of NYSDEC Industrial SCO standard and the NYDEC Protection of Groundwater standard
mg/kg: miligram per kilogram
SCO - Soil Cleanup Objective
"-" : No Criteria
ND: Not detected above the laboratory quantification limit
J: The analyte was positively identified and the associated numerical value is the approximate concentration of the analyte in the sample.
UJ:The analyte was not detected at a level greater than or equal to the reporting limit; however, the reported reporting limit is approximate and may be inaccurate or imprecise.

Table 4-9
Analytical Results – Detected Semi-Volatile Organic Compounds
Subsurface Soil
Remedial Investigation
South Brooklyn Marine Terminal
269 37th Street, Brooklyn, NY

Client Sample ID:	NY Industrial SCO w/CP-51 (10/10)(6 NYCRR 375-6 12/06)	SBMT-SB-33-13-15	SBMT-SB-34-03-05	SBMT-SB-34-13-15	SBMT-SB-35-05-07	SBMT-SB-35-13-15	SBMT-SB-36-06-08	SBMT-SB-36-13-15	SBMT-SB-37-05-07	SBMT-SB-37-13-15	SBMT-SB-38-06-08
Lab Sample ID:		JD58178-4	JD58178-6	JD58178-7	JD58178-8	JD58178-9	JD58238-1	JD58238-2	JD58238-3	JD58238-4	JD58238-6
Date Sampled:		1/4/2023	1/4/2023	1/4/2023	1/4/2023	1/4/2023	1/5/2023	1/5/2023	1/5/2023	1/5/2023	1/5/2023
Matrix:		Soil	Soil	Soil	Soil	Soil	Soil	Soil	Soil	Soil	Soil
Semi Volatile Organic Compounds (mg/kg)											
3&4-Methylphenol	-	ND	ND	ND	ND	ND	ND	ND	ND	ND	ND
Phenol	1000	ND	ND	ND	ND	ND	ND	ND	ND	ND	ND
Acenaphthene	1000	ND	ND	ND	ND	ND	ND	0.0220 J	ND	0.0278 J	0.0180 J
Acenaphthylene	1000	ND	ND	ND	ND	ND	ND	0.0338 J	ND	ND	ND
Acetophenone	-	ND	ND	ND	ND	ND	ND	ND	ND	ND	ND
Anthracene	1000	ND	ND	ND	ND	ND	ND	0.0697	ND	0.0865	0.0459
Benzo(a)anthracene	11	ND	0.034 J	0.0221 J	0.0671	0.0121 J	0.05	0.212	0.0485	0.183	0.228
Benzo(a)pyrene	1.1	ND	0.0313 J	ND	0.0762	ND	0.061	0.238	0.0475	0.212	0.354
Benzo(b)fluoranthene	11	ND	0.035 J	ND	0.0753	ND	0.056	0.198	0.0451	0.185	0.311
Benzo(g,h,i)perylene	1000	ND	0.0213 J	ND	0.0591	ND	0.0429	0.125	0.0307 J	0.126	0.376
Benzo(k)fluoranthene	110	ND	ND	ND	0.0313 J	ND	0.0211 J	0.0707	0.0174 J	0.0722	0.107
Butyl benzyl phthalate	-	ND	ND	ND	ND	ND	ND	ND	ND	ND	ND
1,1'-Biphenyl	-	ND	ND	ND	ND	ND	ND	ND	ND	ND	ND
Benzaldehyde	-	ND	ND	ND	ND	ND	ND	ND	ND	ND	ND
2-Chloronaphthalene	-	ND	ND	ND	ND	ND	ND	ND	ND	ND	ND
Carbazole	-	ND	ND	ND	ND	ND	ND	0.0116 J	ND	0.0234 J	0.0363 J
Chrysene	110	ND	0.0356 J	0.0203 J	0.0715	ND	0.048	0.203	0.0392	0.166	0.242
Dibenzo(a,h)anthracene	1.1	ND	ND	ND	0.017 J	ND	ND	0.0369 J	ND	0.0313 J	0.11
Dibenzofuran	1000	ND	ND	ND	ND	ND	ND	ND	ND	ND	ND
Di-n-butyl phthalate	-	ND	ND	ND	ND	ND	ND	ND	ND	ND	ND
Di-n-octyl phthalate	-	ND	ND	ND	ND	ND	ND	ND	ND	ND	ND
bis(2-Ethylhexyl)phthalate	-	ND	ND	ND	ND	ND	ND	ND	ND	ND	ND
Fluoranthene	1000	ND	0.0506	ND	0.107	0.0289 J	0.093	0.36	0.0867	0.389	0.415
Fluorene	1000	ND	ND	ND	ND	ND	ND	0.0277 J	ND	0.0352 J	ND
Indeno(1,2,3-cd)pyrene	11	ND	0.0238 J	ND	0.0633	ND	0.0617	0.167	0.0559	0.174	0.309
2-Methylnaphthalene	-	ND	ND	ND	ND	ND	ND	0.0114 J	ND	ND	ND
Naphthalene	1000	ND	ND	ND	0.0139 J	ND	ND	31.4 J	ND	ND	0.0099 J
N-Nitrosodiphenylamine	-	ND	ND	ND	ND	ND	ND	ND	ND	ND	ND
Phenanthrene	1000	ND	0.0445	ND	0.0544	0.0551	0.0482	0.177	0.0406	0.276	0.187
Pyrene	1000	ND	0.0495	ND	0.107	0.0286 J	0.0816	0.342	0.0683	0.322	0.324

Footnotes:

Values shaded blue detected above laboratory quantification limit shown
Values shaded in orange indicate exceedance of NYSDEC Industrial SCO
Values shaded in green indicate exceedance of the NYDEC Protection of Groundwater standard
Values shaded in pink indicate exceedance of NYSDEC Industrial SCO standard and the NYDEC Protection of Groundwater standard
mg/kg: miligram per kilogram
SCO - Soil Cleanup Objective
"-" : No Criteria
ND: Not detected above the laboratory quantification limit
J: The analyte was positively identified and the associated numerical value is the approximate concentration of the analyte in the sample.
UJ:The analyte was not detected at a level greater than or equal to the reporting limit; however, the reported reporting limit is approximate and may be inaccurate or imprecise.

Table 4-9
Analytical Results – Detected Semi-Volatile Organic Compounds
Subsurface Soil
Remedial Investigation
South Brooklyn Marine Terminal
269 37th Street, Brooklyn, NY

Client Sample ID:	NY Industrial SCO w/CP-51 (10/10)(6 NYCRR 375-6 12/06)	SBMT-SB-DUP-05	SBMT-SB-39-03-05	SBMT-SB-39-08-10	SBMT-SB-40-02-04	SBMT-SB-40-08-10	SBMT-SB-41-7.5-9.5	SBMT-SB-42-03-05	SBMT-SB-43-06-08	SBMT-SB-44-6.5-8.5	SBMT-SB-45-7.5-9.5	SBMT-SB-46-7.5-9.5
Lab Sample ID:		JD58238-5	JD58238-7	JD58238-8	JD58280-1	JD58280-2	JD59244-1	JD59244-2	JD59244-3	JD59284-1	JD59284-2	JD59284-3
Date Sampled:		1/5/2023	1/5/2023	1/5/2023	1/6/2023	1/6/2023	1/25/2023	1/25/2023	1/25/2023	1/26/2023	1/26/2023	1/26/2023
Matrix:		Soil	Soil	Soil	Soil	Soil	Soil	Soil	Soil	Soil	Soil	Soil
Semi Volatile Organic Compounds (mg/kg)												
3&4-Methylphenol	-	ND	ND	ND	ND	ND	ND	ND	ND	ND	ND	ND
Phenol	1000	ND	ND	ND	ND	ND	ND	ND	ND	ND	ND	ND
Acenaphthene	1000	0.0168 J	ND	ND	0.0257 J	ND	1.15	0.253	0.154	0.464	2.2	0.126 J
Acenaphthylene	1000	ND	ND	ND	ND	ND	0.128	ND	ND	0.148	ND	ND
Acetophenone	-	ND	ND	ND	ND	ND	ND	ND	ND	ND	ND	ND
Anthracene	1000	0.054	ND	ND	0.0836	ND	1.38	0.197	0.212	0.645	2.18	0.187
Benzo(a)anthracene	11	0.3	0.092	ND	0.302	0.0274 J	1.69	0.333	0.414	1.46	2.64	0.497
Benzo(a)pyrene	1.1	0.446	0.11	ND	0.31	0.0310 J	1.53	0.316	0.38	1.5	2.46	0.499
Benzo(b)fluoranthene	11	0.454	0.114	ND	0.305	0.0296 J	1.46	0.273	0.374	1.5	2.25	0.448
Benzo(g,h,i)perylene	1000	0.427	0.0839	ND	0.21	0.0243 J	0.987	0.108 J	0.267	0.938	1.48	0.227
Benzo(k)fluoranthene	110	0.172	0.0362	ND	0.11	ND	0.535	0.119 J	0.107	0.421	0.854	0.18
Butyl benzyl phthalate	-	ND	ND	ND	ND	ND	ND	ND	ND	ND	ND	ND
1,1'-Biphenyl	-	ND	ND	ND	0.0097 J	ND	0.0757	0.0804 J	0.0273 J	0.0617 J	ND	ND
Benzaldehyde	-	ND	ND	ND	0.0119 J	ND	ND	ND	ND	ND	ND	ND
2-Chloronaphthalene	-	ND	ND	ND	ND	ND	ND	ND	ND	ND	ND	ND
Carbazole	-	0.0469 J	ND	ND	0.0349 J	ND	0.295	ND	0.0328 J	0.165	0.335	0.0495 J
Chrysene	110	0.317	0.0917	ND	0.277	0.0236 J	1.73	0.35	0.395	1.3	2.57	0.513
Dibenzo(a,h)anthracene	1.1	0.124	0.0177 J	ND	0.0487	ND	0.224	ND	0.057.5	0.225	0.367	0.0962 J
Dibenzofuran	1000	ND	ND	ND	0.0354 J	ND	0.753	ND	ND	ND	ND	0.0934 J
Di-n-butyl phthalate	-	ND	ND	ND	ND	ND	ND	ND	ND	ND	ND	ND
Di-n-octyl phthalate	-	ND	ND	ND	ND	ND	ND	ND	ND	ND	ND	ND
bis(2-Ethylhexyl)phthalate	-	ND	ND	ND	ND	ND	ND	ND	ND	ND	ND	ND
Fluoranthene	1000	0.546	0.175	ND	0.606	0.0456	7.43 J	0.887	1.16	4.41	10.8	1230
Fluorene	1000	ND	ND	ND	0.0554	ND	1.25	0.243	0.12	0.618	2.89	132 J
Indeno(1,2,3-cd)pyrene	11	0.422	0.12	ND	0.266	0.0431	0.831	0.18	0.225	0.822	1.25	299
2-Methylnaphthalene	-	ND	ND	ND	0.0292 J	ND	0.426	0.208	0.103	0.736	1.98	151 J
Naphthalene	1000	ND	ND	ND	0.18	ND	1.05	0.130 J	0.0855	0.306	701	143 J
N-Nitrosodiphenylamine	-	ND	ND	ND	ND	ND	ND	ND	ND	ND	ND	ND
Phenanthrene	1000	0.212	0.099	ND	0.4	0.0201 J	7.85 J	0.718	0.916	3.2	11.2	764
Pyrene	1000	0.481	0.151	ND	0.489	0.0462	3.46	0.578	0.747	2.18	5.58	769

Footnotes:

Values shaded blue detected above laboratory quantification limit shown
Values shaded in orange indicate exceedance of NYSDEC Industrial SCO
Values shaded in green indicate exceedance of the NYDEC Protection of Groundwater standard
Values shaded in pink indicate exceedance of NYSDEC Industrial SCO standard and the NYDEC Protection of Groundwater standard
mg/kg: miligram per kilogram
SCO - Soil Cleanup Objective
"-" : No Criteria
ND: Not detected above the laboratory quantification limit
J: The analyte was positively identified and the associated numerical value is the approximate concentration of the analyte in the sample.
UJ:The analyte was not detected at a level greater than or equal to the reporting limit; however, the reported reporting limit is approximate and may be inaccurate or imprecise.

Table 4-9
Analytical Results – Detected Semi-Volatile Organic Compounds
Subsurface Soil
Remedial Investigation
South Brooklyn Marine Terminal
269 37th Street, Brooklyn, NY

Client Sample ID:	NY Industrial SCO w/CP-51 (10/10)(6 NYCRR 375-6 12/06)	SBMT-SB-47-08-10	SBMT-SB-48-08-10	SBMT-SB-49-03-05	SBMT-SB-49-13-15	SBMT-SB-50-03-05	SBMT-SB-50-13-15	SBMT-CS-A-04-06	SBMT-CS-B-04-06	SBMT-CS-C-04-06	SBMT-CS-D-07-09	SBMT-CS-E2-04-06
Lab Sample ID:		JD59284-4	JD59391-1	JD59391-2	JD59391-3	JD59391-4	JD59391-5	JD59109-2	JD59109-3	JD59109-4	JD59158-1	JD59158-2
Date Sampled:		1/26/2023	1/27/2023	1/27/2023	1/27/2023	1/27/2023	1/27/2023	1/23/2023	1/23/2023	1/23/2023	1/24/2023	1/24/2023
Matrix:		Soil	Soil	Soil	Soil	Soil	Soil	Soil	Soil	Soil	Soil	Soil
Semi Volatile Organic Compounds (mg/kg)												
3&4-Methylphenol	-	ND	ND	ND	ND	ND	ND	ND	ND	ND	ND	ND
Phenol	1000	0.196 J	ND	ND	ND	ND	ND	ND	ND	ND	ND	ND
Acenaphthene	1000	23.8	0.874	0.0451	ND	ND	ND	0.0330 J	ND	ND	0.259	0.162
Acenaphthylene	1000	ND	0.107	ND	ND	ND	ND	ND	ND	ND	0.185	0.0405
Acetophenone	-	ND	ND	ND	ND	ND	ND	ND	ND	ND	ND	ND
Anthracene	1000	42.5	1.69	0.0706	ND	0.185 J	ND	0.0539	ND	ND	0.658	0.338
Benzo(a)anthracene	11	56	3.24	0.289	39.5	0.478	0.159 J	0.138	0.0409	0.0242 J	1.64	0.833
Benzo(a)pyrene	1.1	50.7	2.97	0.33	37.3 J	0.43	0.107 J	0.117	0.0504	0.0301 J	1.89	0.912
Benzo(b)fluoranthene	11	42.2	3.02	0.334	36.7 J	0.471	0.0902 J	0.116	0.0523	0.0268 J	1.88	0.907
Benzo(g,h,i)perylene	1000	25.5	1.94	0.209	ND	0.256	ND	0.07	0.0369	0.0205 J	1.23	0.552
Benzo(k)fluoranthene	110	13.9	1.23	0.144	ND	0.179 J	ND	0.0551	0.0234 J	ND	0.637	0.317
Butyl benzyl phthalate	-	ND	ND	ND	ND	ND	ND	ND	ND	ND	ND	ND
1,1'-Biphenyl	-	3.21	0.107	0.0056 J	ND	ND	ND	ND	ND	ND	0.102	0.0195 J
Benzaldehyde	-	ND	ND	ND	ND	ND	ND	ND	ND	ND	ND	ND
2-Chloronaphthalene	-	ND	ND	ND	ND	ND	ND	ND	ND	ND	ND	ND
Carbazole	-	12.1	0.614	0.0250 J	7.5 J	0.103 J	ND	0.0217 J	ND	ND	0.157	0.119
Chrysene	110	53.3	3.31	0.318	46.3	0.422	0.179 J	0.152	0.0485	0.0263 J	1.52	0.784
Dibenzo(a,h)anthracene	1.1	7.91	0.579	0.0604	ND	0.0960 J	ND	0.0199 J	ND	ND	0.323	0.147
Dibenzofuran	1000	23.9	0.589	0.0175 J	ND	ND	ND	0.0200 J	ND	ND	0.251	0.0915
Di-n-butyl phthalate	-	ND	ND	ND	8.6 J	ND	ND	ND	ND	ND	ND	ND
Di-n-octyl phthalate	-	ND	ND	ND	ND	ND	ND	ND	ND	ND	ND	ND
bis(2-Ethylhexyl)phthalate	-	ND	ND	ND	ND	ND	ND	ND	ND	ND	ND	ND
Fluoranthene	1000	162	8.38	0.495	81.1	1.02	0.100 J	0.325	0.0958	0.0336 J	3.82	1.72
Fluorene	1000	34.8	1.15	0.0220 J	ND	0.100 J	ND	0.0361	ND	ND	0.309	0.144
Indeno(1,2,3-cd)pyrene	11	23.3	1.73	0.234	22.8 J	0.312	ND	0.0741	0.0425	0.0196 J	1.46	0.733
2-Methylnaphthalene	-	16.3	0.607	0.0086 J	ND	0.0977 J	0.0545 J	ND	ND	ND	0.3	0.066
Naphthalene	1000	51.9	1.03	18.9 J	12.6 J	201	ND	ND	ND	ND	0.266	0.0835
N-Nitrosodiphenylamine	-	ND	ND	ND	ND	ND	ND	ND	ND	ND	ND	ND
Phenanthrene	1000	213	8.51	287	66.4	0.805	0.0874 J	0.392	0.0539	0.0205 J	1.95	1.4
Pyrene	1000	106	6.33	514	68.1	0.747	0.0996 J	0.314	0.0728	0.0344 J	2.86	1.44

Footnotes:

Values shaded blue detected above laboratory quantification limit shown
Values shaded in orange indicate exceedance of NYSDEC Industrial SCO
Values shaded in green indicate exceedance of the NYDEC Protection of Groundwater standard
Values shaded in pink indicate exceedance of NYSDEC Industrial SCO standard and the NYDEC Protection of Groundwater standard
mg/kg: miligram per kilogram
SCO - Soil Cleanup Objective
"-" : No Criteria
ND: Not detected above the laboratory quantification limit
J: The analyte was positively identified and the associated numerical value is the approximate concentration of the analyte in the sample.
UJ:The analyte was not detected at a level greater than or equal to the reporting limit; however, the reported reporting limit is approximate and may be inaccurate or imprecise.

Table 4-9
Analytical Results – Detected Semi-Volatile Organic Compounds
Subsurface Soil
Remedial Investigation
South Brooklyn Marine Terminal
269 37th Street, Brooklyn, NY

Client Sample ID:	NY Industrial SCO w/CP-51 (10/10)(6 NYCRR 375-6 12/06)	SBMT-CS-E1-04-06	SBMT-CS-F-05-07	SBMT-CS-G-5.5-7.5	SBMT-CS-J-04-06	SBMT-SB-DUP-06	SBMT-CS-K-03-05	SBMT-CS-L-04-06	SBMT-CS-M-03-05	SBMT-CS-N-03-05
Lab Sample ID:		JD59158-3	JD59109-1	JD58960-4	JD58960-2	JD58960-3	JD59042-1	JD58960-1	JD58888-3	JD58888-2
Date Sampled:		1/24/2023	1/23/2023	1/19/2023	1/19/2023	1/19/2023	1/20/2023	1/19/2023	1/18/2023	1/18/2023
Matrix:		Soil	Soil	Soil	Soil	Soil	Soil	Soil	Soil	Soil
Semi Volatile Organic Compounds (mg/kg)										
3&4-Methylphenol	-	ND	ND	ND	ND	ND	ND	ND	ND	ND
Phenol	1000	ND	ND	ND	ND	ND	ND	ND	ND	ND
Acenaphthene	1000	0.0239 J	ND	ND	0.0120 J	1.09	ND	41.5	0.0297 J	0.0572
Acenaphthylene	1000	0.0246 J	ND	ND	0.0188 J	0.202	ND	44.7	0.053	0.293
Acetophenone	-	ND	ND	0.0097 J	ND	ND	ND	ND	ND	ND
Anthracene	1000	0.214	ND	0.0155 J	0.0427	1.97	ND	105	0.0741	0.531
Benzo(a)anthracene	11	0.72	0.0210 J	0.026	0.176	3.14	0.0503	398	0.205	0.979
Benzo(a)pyrene	1.1	0.724	0.0254 J	0.0172 J	0.194	3.12	0.0469	467	0.235	1.11
Benzo(b)fluoranthene	11	0.719	0.0298 J	0.0333	0.247	3.16	0.051	554	0.23	1.11
Benzo(g,h,i)perylene	1000	0.43	ND	0.0247	0.141	2.17	ND	343	0.133	0.719
Benzo(k)fluoranthene	110	0.247	ND	ND	0.0582	1.05	0.0196 J	157	0.105	0.433
Butyl benzyl phthalate	-	ND	ND	ND	ND	ND	ND	27.3 J	ND	ND
1,1'-Biphenyl	-	ND	ND	0.0126 J	0.0045 J	0.155	ND	8.0 J	0.0165 J	0.0260 J
Benzaldehyde	-	ND	ND	ND	ND	ND	ND	ND	ND	ND
2-Chloronaphthalene	-	ND	ND	ND	ND	ND	ND	ND	ND	ND
Carbazole	-	0.0179 J	ND	0.0055 J	0.0121 J	0.444	ND	0.0367 J	0.0178 J	0.207
Chrysene	110	0.621	0.0228 J	0.0417	0.153	2.81	0.0498	0.389	0.215	0.939
Dibenzo(a,h)anthracene	1.1	0.117	ND	ND	0.0376	0.506	ND	0.0917 J	0.0348 J	0.195
Dibenzofuran	1000	0.0164 J	ND	0.0198 J	ND	0.535	ND	0.0270 J	0.0236 J	0.128
Di-n-butyl phthalate	-	ND	ND	ND	ND	ND	ND	ND	ND	ND
Di-n-octyl phthalate	-	ND	ND	ND	ND	ND	ND	0.213	ND	ND
bis(2-Ethylhexyl)phthalate	-	ND	ND	ND	0.0263 J	0.0479 J	ND	0.0154 J	0.0623 J	ND
Fluoranthene	1000	1.42	0.0373	0.0934	0.285	7.87	0.0925	0.678	0.431	2.58
Fluorene	1000	0.0359	ND	ND	0.0121 J	1.14	ND	0.0370 J	0.0348 J	0.201
Indeno(1,2,3-cd)pyrene	11	0.583	0.0235 J	ND	0.124	1.81	ND	0.303	0.147	0.867
2-Methylnaphthalene	-	ND	ND	0.0544	0.0127 J	0.354	ND	0.0197 J	0.0431	0.0525
Naphthalene	1000	0.0178 J	ND	72.7	0.0212 J	0.37	ND	0.0446	40.4	0.0969
N-Nitrosodiphenylamine	-	ND	ND	ND	ND	ND	ND	ND	ND	ND
Phenanthrene	1000	0.654	0.0170 J	0.104	0.135	9.41	0.0469	0.406	0.264	2.28
Pyrene	1000	1.19	0.0330 J	0.0714	0.347	7.81	0.0715	0.717	0.38	1.97

Footnotes:

Values shaded blue detected above laboratory quantification limit shown
Values shaded in orange indicate exceedance of NYSDEC Industrial SCO
Values shaded in green indicate exceedance of the NYDEC Protection of Groundwater standard
Values shaded in pink indicate exceedance of NYSDEC Industrial SCO standard and the NYDEC Protection of Groundwater standard
mg/kg: miligram per kilogram
SCO - Soil Cleanup Objective
"-" : No Criteria
ND: Not detected above the laboratory quantification limit
J: The analyte was positively identified and the associated numerical value is the approximate concentration of the analyte in the sample.
UJ:The analyte was not detected at a level greater than or equal to the reporting limit; however, the reported reporting limit is approximate and may be inaccurate or imprecise.

Table 4-9
Analytical Results – Detected Semi-Volatile Organic Compounds
Subsurface Soil
Remedial Investigation
South Brooklyn Marine Terminal
269 37th Street, Brooklyn, NY

Client Sample ID:	NY Industrial SCO w/CP-51 (10/10)(6 NYCRR 375-6 12/06)	SBMT-CS-P-04-06	SBMT-CS-Q-04-06	SBMT-CS-R-03-05	SBMT-CS-S-04-06	SBMT-TP-01-04-06	SBMT-TP-02-3.5-5.5	SBMT-TP-03-3.5-5.5
Lab Sample ID:		JD58888-1	JD59042-4	JD59042-3	JD59042-2	JD58827-3	JD58827-1	JD58827-2
Date Sampled:		1/18/2023	1/20/2023	1/20/2023	1/20/2023	1/17/2023	1/17/2023	1/17/2023
Matrix:		Soil	Soil	Soil	Soil	Soil	Soil	Soil
Semi Volatile Organic Compounds (mg/kg)								
3&4-Methylphenol	-	ND	ND	ND	ND	ND	ND	ND
Phenol	1000	ND	ND	ND	ND	ND	ND	ND
Acenaphthene	1000	0.184	ND	ND	ND	ND	0.0129 J	ND
Acenaphthylene	1000	0.0929	ND	ND	ND	ND	ND	ND
Acetophenone	-	ND	ND	ND	ND	ND	ND	ND
Anthracene	1000	0.314	ND	ND	ND	ND	0.0309 J	0.0288 J
Benzo(a)anthracene	11	0.869	ND	0.0498	ND	0.0197 J	0.072	0.107
Benzo(a)pyrene	1.1	1.01	ND	0.0558	ND	0.0207 J	0.0586	0.125
Benzo(b)fluoranthene	11	1.12	ND	0.0548	ND	0.0217 J	0.0735	0.128
Benzo(g,h,i)perylene	1000	0.647	ND	0.0237 J	ND	ND	0.0451	0.0771
Benzo(k)fluoranthene	110	0.419	ND	0.0203 J	ND	ND	0.0232 J	0.0487
Butyl benzyl phthalate	-	ND	ND	ND	ND	ND	ND	ND
1,1'-Biphenyl	-	0.0504 J	ND	ND	ND	ND	ND	ND
Benzaldehyde	-	ND	ND	ND	ND	ND	ND	ND
2-Chloronaphthalene	-	ND	ND	ND	ND	ND	ND	ND
Carbazole	-	0.128	ND	ND	ND	ND	0.0123 J	ND
Chrysene	110	0.956	ND	0.0518	ND	0.0189 J	0.0682	0.115
Dibenzo(a,h)anthracene	1.1	0.197	ND	ND	ND	ND	ND	0.0183 J
Dibenzofuran	1000	0.157	ND	ND	ND	ND	ND	ND
Di-n-butyl phthalate	-	ND	ND	ND	ND	ND	ND	ND
Di-n-octyl phthalate	-	ND	ND	ND	ND	ND	ND	ND
bis(2-Ethylhexyl)phthalate	-	0.0705 J	ND	ND	ND	ND	ND	ND
Fluoranthene	1000	1.84	ND	0.0783	ND	0.0339 J	0.151	0.238
Fluorene	1000	0.136	ND	ND	ND	ND	ND	ND
Indeno(1,2,3-cd)pyrene	11	0.802	ND	ND	ND	ND	0.0679	0.0877
2-Methylnaphthalene	-	0.106	ND	ND	ND	ND	ND	ND
Naphthalene	1000	0.263	ND	ND	ND	ND	ND	ND
N-Nitrosodiphenylamine	-	ND	ND	ND	ND	ND	ND	ND
Phenanthrene	1000	0.909	ND	0.0326 J	ND	0.0172 J	143	125
Pyrene	1000	1.46	ND	0.0638	ND	0.0323 J	132	255

Footnotes:

Values shaded blue detected above laboratory quantification limit shown
Values shaded in orange indicate exceedance of NYSDEC Industrial SCO
Values shaded in green indicate exceedance of the NYDEC Protection of Groundwater standard
Values shaded in pink indicate exceedance of NYSDEC Industrial SCO standard and the NYDEC Protection of Groundwater standard
mg/kg: miligram per kilogram
SCO - Soil Cleanup Objective
"-" : No Criteria
ND: Not detected above the laboratory quantification limit
J: The analyte was positively identified and the associated numerical value is the approximate concentration of the analyte in the sample.
UJ:The analyte was not detected at a level greater than or equal to the reporting limit; however, the reported reporting limit is approximate and may be inaccurate or imprecise.

Table 4-10
Analytical Results – Detected Pesticides
Subsurface Soil
Remedial Investigation
South Brooklyn Marine Terminal
269 37th Street, Brooklyn, NY

Client Sample ID:	NY Industrial SCO w/CP-51 (10/10)(6 NYCRR 375-6 12/06)	NY Protection of Groundwater w/CP-51 (10/10)(6 NYCRR 375-6 12/06)	SBMT-SB-01-0709	SBMT-SB-01-1315	SBMT-SB-02-0608	SBMT-SB-02-0810	SBMT-SB-03-6.5-8.5	SBMT-SB-03-13-15	SBMT-SB-04-07-09	SBMT-SB-04-13-15	SBMT-SB-05-6.5-8.5	SBMT-SB-05-13-15	SBMT-SB-06-06-08	SBMT-SB-06-13-15	SBMT-SB-07-07-09	SBMT-SB-07-11-13	SBMT-SB-08-6.5-8.5	SBMT-SB-DUP-01
Lab Sample ID:			JD56873-1	JD56873-2	JD56873-3	JD56873-4	JD57017-1	JD57017-2	JD57017-3	JD57017-4	JD57017-5	JD57017-6	JD57017-7	JD57017-8	JD57043-1	JD57043-2	JD57043-3	JD57043-5
Date Sampled:			12/8/2022	12/8/2022	12/8/2022	12/8/2022	12/8/2022	12/8/2022	12/9/2022	12/9/2022	12/8/2022	12/8/2022	12/9/2022	12/9/2022	12/12/2022	12/12/2022	12/12/2022	12/12/2022
Matrix:			Soil	Soil	Soil	Soil	Soil	Soil	Soil	Soil	Soil	Soil	Soil	Soil	Soil	Soil	Soil	Soil
Pesticides (mg/kg)																		
alpha-BHC	6.8	0.02	ND	-	-	-	-	-	ND	-	-	-	ND	-	ND	-	-	-
alpha-Chlordane	47	2.9	ND	-	-	-	-	-	ND	-	-	-	ND	-	ND	-	-	-
gamma-Chlordane	NC	-	0.0069	-	-	-	-	-	ND	-	-	-	ND	-	ND	-	-	-
Dieldrin	2.8	0.1	ND	-	-	-	-	-	ND	-	-	-	ND	-	0.0039	-	-	-
4,4'-DDD	18	14	ND	-	-	-	-	-	ND	-	-	-	ND	-	0.0106	-	-	-
4,4'-DDE	120	17	ND	-	-	-	-	-	ND	-	-	-	ND	-	0.0161	-	-	-
4,4'-DDT	94	136	0.0065 J	-	-	-	-	-	0.0050 J	-	-	-	.0033 J	-	0.0287 J	-	-	-
Endrin	410	0.06	ND	-	-	-	-	-	ND	-	-	-	ND	-	ND	-	-	-
Endosulfan sulfate	920	1000	ND	-	-	-	-	-	ND	-	-	-	ND	-	0.02	-	-	-
Endosulfan-II	920	102	ND	-	-	-	-	-	ND	-	-	-	ND	-	0.0028	-	-	-
Heptachlor epoxide	NC	0.38	ND	-	-	-	-	-	ND	-	-	-	ND	-	0.0059	-	-	-

Footnotes:

Values shaded blue detected above laboratory quantification limit shown
Values shaded in green indicate exceedance of the NY Protection of Groundwater standard
mg/kg: miligram per kilogram
SCO - Soil Cleanup Objective
NC: No Criteria
"-" : Not Analyzed
ND: Not detected above the laboratory quantification limit shown
J: The analyte was positively identified and the associated numerical value is the approximate concentration of the analyte in the sample.
UJ: The analyte was not detected at a level greater than or equal to the reporting limit; however, the reported reporting limit is approximate and may be inaccurate or imprecise.

Table 4-10
Analytical Results – Detected Pesticides
Subsurface Soil
Remedial Investigation
South Brooklyn Marine Terminal
269 37th Street, Brooklyn, NY

Client Sample ID:	NY Industrial SCO w/CP-51 (10/10)(6 NYCRR 375-6 12/06)	SBMT-SB-08-13-15	SBMT-SB-09-08-10	SBMT-SB-09-13-15	SBMT-SB-10-06-08	SBMT-SB-10-13-15	SBMT-SB-11-06-08	SBMT-SB-11-13-15	SBMT-SB-12-05-07	SBMT-SB-12-13-15	SBMT-SB-13-06-08	SBMT-SB-13-13-15	SBMT-SB-14-07-09	SBMT-SB-14-13-15	SBMT-SB-15-05-07	SBMT-SB-15-13-17	SBMT-SB-DUP-02	SBMT-SB-16-06-08
Lab Sample ID:		JD57043-4	JD57043-6	JD57043-7	JD57412-1	JD57412-2	JD57412-3	JD57412-4	JD57412-5	JD57412-6	JD57523-1	JD57523-2	JD57523-3	JD57523-4	JD57523-5	JD57523-6	JD57523-7	JD57523-8
Date Sampled:		12/12/2022	12/12/2022	12/12/2022	12/15/2022	12/15/2022	12/15/2022	12/15/2022	12/15/2022	12/15/2022	12/19/2022	12/19/2022	12/19/2022	12/19/2022	12/19/2022	12/19/2022	12/19/2022	12/19/2022
Matrix:		Soil	Soil	Soil	Soil	Soil	Soil	Soil	Soil	Soil	Soil	Soil	Soil	Soil	Soil	Soil	Soil	Soil
Pesticides (mg/kg)																		
alpha-BHC	6.8	-	ND	-	ND	-	-	-	-	-	-	-	-	ND	-	-	-	-
alpha-Chlordane	47	-	0.0038	-	ND	-	-	-	-	-	-	-	-	ND	-	-	-	-
gamma-Chlordane	NC	-	0.0031	-	ND	-	-	-	-	-	-	-	-	ND	-	-	-	-
Dieldrin	2.8	-	0.0026	-	ND	-	-	-	-	-	-	-	-	ND	-	-	-	-
4,4'-DDD	18	-	0.006	-	ND	-	-	-	-	-	-	-	-	ND	-	-	-	-
4,4'-DDE	120	-	0.0135	-	ND	-	-	-	-	-	-	-	-	ND	-	-	-	-
4,4'-DDT	94	-	0.0055 J	-	0.0055 J	-	-	-	-	-	-	-	-	0.0049 J	-	-	-	-
Endrin	410	-	ND	-	ND	-	-	-	-	-	-	-	-	ND	-	-	-	-
Endosulfan sulfate	920	-	0.00073	-	ND	-	-	-	-	-	-	-	-	ND	-	-	-	-
Endosulfan-II	920	-	0.00075	-	ND	-	-	-	-	-	-	-	-	ND	-	-	-	-
Heptachlor epoxide	NC	-	0.0052	-	ND	-	-	-	-	-	-	-	-	ND	-	-	-	-

Footnotes:

Values shaded blue detected above laboratory quantification limit shown
Values shaded in green indicate exceedance of the NY Protection of Groundwater standard
mg/kg: miligram per kilogram
SCO - Soil Cleanup Objective
NC: No Criteria
"-" : Not Analyzed
ND: Not detected above the laboratory quantification limit shown
J: The analyte was positively identified and the associated numerical value is the approximate concentration of the analyte in the sample.
UJ: The analyte was not detected at a level greater than or equal to the reporting limit; however, the reported reporting limit is approximate and may be inaccurate or imprecise.

Table 4-10
Analytical Results – Detected Pesticides
Subsurface Soil
Remedial Investigation
South Brooklyn Marine Terminal
269 37th Street, Brooklyn, NY

Client Sample ID:	NY Industrial SCO w/CP-51 (10/10)(6 NYCRR 375-6 12/06)	SBMT-SB-16-13-15	SBMT-SB-17-03-05	SBMT-SB-17-13-15	SBMT-SB-18-05-07	SBMT-SB-18-13-15	SBMT-SB-19-05-07	SBMT-SB-19-13-15	SBMT-SB-20-03-05	SBMT-SB-20-13-15	SBMT-SB-21-06-08	SBMT-SB-21-13-15	SBMT-SB-22-06-08	SBMT-SB-22-13-15	SBMT-SB-23-05-07	SBMT-SB-23-13-15	SBMT-SB-24-03-05	SBMT-SB-24-13-15
Lab Sample ID:		JD57523-9	JD57610-1	JD57610-2	JD57610-3	JD57610-4	JD57610-5	JD57610-6	JD57610-7	JD57610-8	JD57650-1	JD57650-2	JD57650-3	JD57650-4	JD57650-5	JD57650-6	JD57650-7	JD57650-8
Date Sampled:		12/19/2022	12/19/2022	12/19/2022	12/20/2022	12/20/2022	12/20/2022	12/20/2022	12/20/2022	12/20/2022	12/21/2022	12/21/2022	12/21/2022	12/21/2022	12/21/2022	12/21/2022	12/21/2022	12/21/2022
Matrix:		Soil	Soil	Soil	Soil	Soil	Soil	Soil	Soil	Soil	Soil	Soil	Soil	Soil	Soil	Soil	Soil	Soil
Pesticides (mg/kg)																		
alpha-BHC	6.8	-	ND	-	ND	-	ND	-	-	-	-	ND	-	-	ND	-	-	-
alpha-Chlordane	47	-	ND	-	ND	-	ND	-	-	-	-	ND	-	-	ND	-	-	-
gamma-Chlordane	NC	-	ND	-	ND	-	ND	-	-	-	-	ND	-	-	ND	-	-	-
Dieldrin	2.8	-	ND	-	ND	-	ND	-	-	-	-	ND	-	-	ND	-	-	-
4,4'-DDD	18	-	ND	-	ND	-	ND	-	-	-	-	ND	-	-	0.0015	-	-	-
4,4'-DDE	120	-	ND	-	ND	-	ND	-	-	-	-	ND	-	-	ND	-	-	-
4,4'-DDT	94	-	0.0027 J	-	0.0025 J	-	0.0015 J	-	-	-	-	0.0014 J	-	-	0.0014 J	-	-	-
Endrin	410	-	ND	-	ND	-	ND	-	-	-	-	ND	-	-	ND	-	-	-
Endosulfan sulfate	920	-	ND	-	ND	-	ND	-	-	-	-	ND	-	-	ND	-	-	-
Endosulfan-II	920	-	ND	-	ND	-	ND	-	-	-	-	ND	-	-	ND	-	-	-
Heptachlor epoxide	NC	-	ND	-	ND	-	ND	-	-	-	-	ND	-	-	ND	-	-	-

Footnotes:

Values shaded blue detected above laboratory quantification limit shown
Values shaded in green indicate exceedance of the NY Protection of Groundwater standard
mg/kg: miligram per kilogram
SCO - Soil Cleanup Objective
NC: No Criteria
"-" : Not Analyzed
ND: Not detected above the laboratory quantification limit shown
J: The analyte was positively identified and the associated numerical value is the approximate concentration of the analyte in the sample.
UJ: The analyte was not detected at a level greater than or equal to the reporting limit; however, the reported reporting limit is approximate and may be inaccurate or imprecise.

Table 4-10
Analytical Results – Detected Pesticides
Subsurface Soil
Remedial Investigation
South Brooklyn Marine Terminal
269 37th Street, Brooklyn, NY

Client Sample ID:	NY Industrial SCO w/CP-51 (10/10)(6 NYCRR 375-6 12/06)	SBMT-SB-25-02-04	SBMT-SB-25-13-15	SBMT-SB-26-05-6.5	SBMT-SB-DUP-03	SBMT-SB-26-13-15	SBMT-SB-27-08-10	SBMT-SB-27-13-15	SBMT-SB-28-04-06	SBMT-SB-28-13-15	SBMT-SB-29-03-05	SBMT-SB-29-13-15	SBMT-SB-30-06-08	SBMT-SB-30-13-15	SBMT-SB-31-02-04	SBMT-SB-31-13-15	SBMT-SB-32-05-07	SBMT-SB-32-08-10
Lab Sample ID:		JD57650-9	JD57650-10	JD57761-1	JD57761-3	JD57761-2	JD57761-4	JD57761-5	JD57761-6	JD57761-7	JD58136-1	JD58136-2	JD58136-3	JD58136-4	JD58136-5	JD58136-6	JD58178-1	JD58178-2
Date Sampled:		12/21/2022	12/21/2022	12/22/2022	12/22/2022	12/22/2022	12/22/2022	12/22/2022	12/22/2022	12/22/2022	1/3/2023	1/3/2023	1/3/2023	1/3/2023	1/3/2023	1/3/2023	1/4/2023	1/4/2023
Matrix:		Soil	Soil	Soil	Soil	Soil	Soil	Soil	Soil	Soil	Soil	Soil	Soil	Soil	Soil	Soil	Soil	Soil
Pesticides (mg/kg)																		
alpha-BHC	6.8	ND	-	-	-	-	ND	-	-	ND	-	ND	-	-	ND	-	-	0.0055 J
alpha-Chlordane	47	0.0015	-	-	-	-	ND	-	-	ND	-	ND	-	-	ND	-	-	0.0016 J
gamma-Chlordane	NC	0.0012	-	-	-	-	ND	-	-	ND	-	ND	-	-	ND	-	-	0.0115 J
Dieldrin	2.8	0.0013	-	-	-	-	ND	-	-	ND	-	ND	-	-	ND	-	-	0.0022
4,4'-DDD	18	0.0056	-	-	-	-	ND	-	-	ND	-	ND	-	-	0.342	-	-	0.0058
4,4'-DDE	120	0.0034 J	-	-	-	-	ND	-	-	ND	-	ND	-	-	0.01	-	-	ND
4,4'-DDT	94	0.0026 J	-	-	-	-	0.00097 J	-	-	0.0012 J	-	0.0013 J	-	-	0.0073 J	-	-	0.0049 J
Endrin	410	ND	-	-	-	-	ND	-	-	ND	-	ND	-	-	ND	-	-	ND
Endosulfan sulfate	920	ND	-	-	-	-	ND	-	-	ND	-	ND	-	-	ND	-	-	ND
Endosulfan-II	920	0.00053 J	-	-	-	-	ND	-	-	ND	-	ND	-	-	ND	-	-	0.0034 J
Heptachlor epoxide	NC	0.0013 J	-	-	-	-	ND	-	-	ND	-	ND	-	-	ND	-	-	0.00087

Footnotes:

Values shaded blue detected above laboratory quantification limit shown
Values shaded in green indicate exceedance of the NY Protection of Groundwater standard
mg/kg: miligram per kilogram
SCO - Soil Cleanup Objective
NC: No Criteria
"-" : Not Analyzed
ND: Not detected above the laboratory quantification limit shown
J: The analyte was positively identified and the associated numerical value is the approximate concentration of the analyte in the sample.
UJ: The analyte was not detected at a level greater than or equal to the reporting limit; however, the reported reporting limit is approximate and may be inaccurate or imprecise.

Table 4-10
Analytical Results – Detected Pesticides
Subsurface Soil
Remedial Investigation
South Brooklyn Marine Terminal
269 37th Street, Brooklyn, NY

Client Sample ID:	NY Industrial SCO w/CP-51 (10/10)(6 NYCRR 375-6 12/06)	SBMT-SB-33-5.5-7.5	SBMT-SB-DUP-04	SBMT-SB-33-13-15	SBMT-SB-34-03-05	SBMT-SB-34-13-15	SBMT-SB-35-05-07	SBMT-SB-35-13-15	SBMT-SB-36-06-08
Lab Sample ID:		JD58178-3	JD58178-5	JD58178-4	JD58178-6	JD58178-7	JD58178-8	JD58178-9	JD58238-1
Date Sampled:		1/4/2023	1/4/2023	1/4/2023	1/4/2023	1/4/2023	1/4/2023	1/4/2023	1/5/2023
Matrix:		Soil	Soil	Soil	Soil	Soil	Soil	Soil	Soil
Pesticides (mg/kg)									
alpha-BHC	6.8	ND	ND	-	-	-	ND	-	-
alpha-Chlordane	47	ND	ND	-	-	-	ND	-	-
gamma-Chlordane	NC	ND	ND	-	-	-	ND	-	-
Dieldrin	2.8	ND	ND	-	-	-	ND	-	-
4,4'-DDD	18	ND	ND	-	-	-	ND	-	-
4,4'-DDE	120	ND	ND	-	-	-	ND	-	-
4,4'-DDT	94	0.00088 J	0.00067 J	-	-	-	0.0011 J	-	-
Endrin	410	ND	ND	-	-	-	ND	-	-
Endosulfan sulfate	920	ND	ND	-	-	-	ND	-	-
Endosulfan-II	920	ND	ND	-	-	-	ND	-	-
Heptachlor epoxide	NC	ND	ND	-	-	-	ND	-	-

Footnotes:

Values shaded blue detected above laboratory quantification limit shown
Values shaded in green indicate exceedance of the NY Protection of Groundwater standard
mg/kg: miligram per kilogram
SCO - Soil Cleanup Objective
NC: No Criteria
"-" : Not Analyzed
ND: Not detected above the laboratory quantification limit shown
J: The analyte was positively identified and the associated numerical value is the approximate concentration of the analyte in the sample.
UJ: The analyte was not detected at a level greater than or equal to the reporting limit; however, the reported reporting limit is approximate and may be inaccurate or imprecise.

Table 4-10
Analytical Results – Detected Pesticides
Subsurface Soil
Remedial Investigation
South Brooklyn Marine Terminal
269 37th Street, Brooklyn, NY

Client Sample ID:	NY Industrial SCO w/CP-51 (10/10)(6 NYCRR 375-6 12/06)	SBMT-SB-36-13-15	SBMT-SB-37-05-07	SBMT-SB-37-13-15	SBMT-SB-38-06-08	SBMT-SB-DUP-05	SBMT-SB-39-03-05	SBMT-SB-39-08-10	SBMT-SB-40-02-04	SBMT-SB-40-08-10	SBMT-SB-41-7.5-9.5	SBMT-SB-42-03-05	SBMT-SB-43-06-08	SBMT-SB-44-6.5-8.5	SBMT-SB-45-7.5-9.5
Lab Sample ID:		JD58238-2	JD58238-3	JD58238-4	JD58238-6	JD58238-5	JD58238-7	JD58238-8	JD58280-1	JD58280-2	JD59244-1	JD59244-2	JD59244-3	JD59284-1	JD59284-2
Date Sampled:		1/5/2023	1/5/2023	1/5/2023	1/5/2023	1/5/2023	1/5/2023	1/5/2023	1/6/2023	1/6/2023	1/25/2023	1/25/2023	1/25/2023	1/26/2023	1/26/2023
Matrix:		Soil	Soil	Soil	Soil	Soil	Soil	Soil	Soil	Soil	Soil	Soil	Soil	Soil	Soil
Pesticides (mg/kg)															
alpha-BHC	6.8	ND	-	-	ND	ND	-	-	-	-	ND	-	-	ND	-
alpha-Chlordane	47	ND	-	-	ND	ND	-	-	-	-	ND	-	-	ND	-
gamma-Chlordane	NC	ND	-	-	ND	ND	-	-	-	-	ND	-	-	ND	-
Dieldrin	2.8	ND	-	-	ND	ND	-	-	-	-	ND	-	-	ND	-
4,4'-DDD	18	ND	-	-	ND	ND	-	-	-	-	ND	-	-	ND	-
4,4'-DDE	120	ND	-	-	ND	ND	-	-	-	-	0.0014 J	-	-	ND	-
4,4'-DDT	94	0.0016 J	-	-	0.0012 J	0.0014 J	-	-	-	-	0.0026 J	-	-	0.0033 J	-
Endrin	410	ND	-	-	ND	ND	-	-	-	-	ND	-	-	ND	-
Endosulfan sulfate	920	ND	-	-	ND	ND	-	-	-	-	ND	-	-	ND	-
Endosulfan-II	920	ND	-	-	ND	ND	-	-	-	-	ND	-	-	ND	-
Heptachlor epoxide	NC	ND	-	-	ND	ND	-	-	-	-	ND	-	-	ND	-

Footnotes:

Values shaded blue detected above laboratory quantification limit shown
Values shaded in green indicate exceedance of the NY Protection of Groundwater standard
mg/kg: miligram per kilogram
SCO - Soil Cleanup Objective
NC: No Criteria
"-" : Not Analyzed
ND: Not detected above the laboratory quantification limit shown
J: The analyte was positively identified and the associated numerical value is the approximate concentration of the analyte in the sample.
UJ: The analyte was not detected at a level greater than or equal to the reporting limit; however, the reported reporting limit is approximate and may be inaccurate or imprecise.

Table 4-10
Analytical Results – Detected Pesticides
Subsurface Soil
Remedial Investigation
South Brooklyn Marine Terminal
269 37th Street, Brooklyn, NY

Client Sample ID:	NY Industrial SCO w/CP-51 (10/10)(6 NYCRR 375-6 12/06)	SBMT-SB-46-7.5-9.5	SBMT-SB-47-08-10	SBMT-SB-48-08-10	SBMT-SB-49-03-05	SBMT-SB-49-13-15	SBMT-SB-50-03-05	SBMT-SB-50-13-15	SBMT-CS-A-04-06	SBMT-CS-B-04-06	SBMT-CS-C-04-06	SBMT-CS-D-07-09	SBMT-CS-E2-04-06	SBMT-CS-E1-04-06	SBMT-CS-F-05-07	SBMT-CS-G-5.5-7.5	SBMT-CS-J-04-06
Lab Sample ID:		JD59284-3	JD59284-4	JD59391-1	JD59391-2	JD59391-3	JD59391-4	JD59391-5	JD59109-2	JD59109-3	JD59109-4	JD59158-1	JD59158-2	JD59158-3	JD59109-1	JD58960-4	JD58960-2
Date Sampled:		1/26/2023	1/26/2023	1/27/2023	1/27/2023	1/27/2023	1/27/2023	1/27/2023	1/23/2023	1/23/2023	1/23/2023	1/24/2023	1/24/2023	1/24/2023	1/23/2023	1/19/2023	1/19/2023
Matrix:		Soil	Soil	Soil	Soil	Soil	Soil	Soil	Soil	Soil	Soil	Soil	Soil	Soil	Soil	Soil	Soil
Pesticides (mg/kg)																	
alpha-BHC	6.8	-	ND	-	ND	-	-	-	-	-	-	ND	-	-	ND	ND	-
alpha-Chlordane	47	-	ND	-	ND	-	-	-	-	-	-	0.0014 J	-	-	ND	ND	-
gamma-Chlordane	NC	-	ND	-	ND	-	-	-	-	-	-	0.0015	-	-	ND	ND	-
Dieldrin	2.8	-	0.00066 J	-	ND	-	-	-	-	-	-	ND	-	-	ND	ND	-
4,4'-DDD	18	-	ND	-	ND	-	-	-	-	-	-	0.0012	-	-	ND	ND	-
4,4'-DDE	120	-	ND	-	ND	-	-	-	-	-	-	0.00097	-	-	ND	ND	-
4,4'-DDT	94	-	0.0056 J	-	0.0011 J	-	-	-	-	-	-	0.0055 J	-	-	0.0014 J	ND	-
Endrin	410	-	ND	-	ND	-	-	-	-	-	-	ND	-	-	ND	ND	-
Endosulfan sulfate	920	-	ND	-	ND	-	-	-	-	-	-	ND	-	-	ND	ND	-
Endosulfan-II	920	-	ND	-	ND	-	-	-	-	-	-	ND	-	-	ND	ND	-
Heptachlor epoxide	NC	-	ND	-	ND	-	-	-	-	-	-	ND	-	-	ND	ND	-

Footnotes:

Values shaded blue detected above laboratory quantification limit shown
Values shaded in green indicate exceedance of the NY Protection of Groundwater standard
mg/kg: miligram per kilogram
SCO - Soil Cleanup Objective
NC: No Criteria
"-" : Not Analyzed
ND: Not detected above the laboratory quantification limit shown
J: The analyte was positively identified and the associated numerical value is the approximate concentration of the analyte in the sample.
UJ: The analyte was not detected at a level greater than or equal to the reporting limit; however, the reported reporting limit is approximate and may be inaccurate or imprecise.

Table 4-10
Analytical Results – Detected Pesticides
Subsurface Soil
Remedial Investigation
South Brooklyn Marine Terminal
269 37th Street, Brooklyn, NY

Client Sample ID:	NY Industrial SCO w/CP-51 (10/10)(6 NYCRR 375-6 12/06)	SBMT-SB-DUP-06	SBMT-CS-K-03-05	SBMT-CS-L-04-06	SBMT-CS-M-03-05	SBMT-CS-N-03-05	SBMT-CS-P-04-06	SBMT-CS-Q-04-06	SBMT-CS-R-03-05	SBMT-CS-S-04-06	SBMT-TP-01-04-06	SBMT-TP-02-3.5-5.5	SBMT-TP-03-3.5-5.5
Lab Sample ID:		JD58960-3	JD59042-1	JD58960-1	JD58888-3	JD58888-2	JD58888-1	JD59042-4	JD59042-3	JD59042-2	JD58827-3	JD58827-1	JD58827-2
Date Sampled:		1/19/2023	1/20/2023	1/19/2023	1/18/2023	1/18/2023	1/18/2023	1/20/2023	1/20/2023	1/20/2023	1/17/2023	1/17/2023	1/17/2023
Matrix:		Soil	Soil	Soil	Soil	Soil	Soil	Soil	Soil	Soil	Soil	Soil	Soil
Pesticides (mg/kg)													
alpha-BHC	6.8	-	-	-	-	ND	-	ND	-	-	-	ND	-
alpha-Chlordane	47	-	-	-	-	ND	-	ND	-	-	-	ND	-
gamma-Chlordane	NC	-	-	-	-	ND	-	ND	-	-	-	ND	-
Dieldrin	2.8	-	-	-	-	0.0017	-	ND	-	-	-	ND	-
4,4'-DDD	18	-	-	-	-	0.0105 J	-	ND	-	-	-	ND	-
4,4'-DDE	120	-	-	-	-	0.0125	-	ND	-	-	-	ND	-
4,4'-DDT	94	-	-	-	-	0.0043	-	0.00066 J	-	-	-	0.0013 J	-
Endrin	410	-	-	-	-	ND	-	ND	-	-	-	ND	-
Endosulfan sulfate	920	-	-	-	-	ND	-	ND	-	-	-	ND	-
Endosulfan-II	920	-	-	-	-	ND	-	ND	-	-	-	ND	-
Heptachlor epoxide	NC	-	-	-	-	ND	-	ND	-	-	-	ND	-

Footnotes:

Values shaded blue detected above laboratory quantification limit shown
Values shaded in green indicate exceedance of the NY Protection of Groundwater standard
mg/kg: miligram per kilogram
SCO - Soil Cleanup Objective
NC: No Criteria
"-" : Not Analyzed
ND: Not detected above the laboratory quantification limit shown
J: The analyte was positively identified and the associated numerical value is the approximate concentration of the analyte in the sample.
UJ: The analyte was not detected at a level greater than or equal to the reporting limit; however, the reported reporting limit is approximate and may be inaccurate or imprecise.

Table 4-11
Analytical Results – PCBs
Subsurface Soil
Remedial Investigation
South Brooklyn Marine Terminal
269 37th Street, Brooklyn, NY

Client Sample ID:	NY Industrial SCO w/CP-51 (10/10)(6 NYCRR 375-6 12/06)	NY Protection of Groundwater w/CP-51 (10/10)(6 NYCRR 375-6 12/06)	SBMT-SB-01-0709	SBMT-SB-01-1315	SBMT-SB-02-0608	SBMT-SB-02-0810	SBMT-SB-03-6.5-8.5	SBMT-SB-03-13-15	SBMT-SB-04-07-09	SBMT-SB-04-13-15	SBMT-SB-05-6.5-8.5	SBMT-SB-05-13-15	SBMT-SB-06-06-08
Lab Sample ID:			JD56873-1	JD56873-2	JD56873-3	JD56873-4	JD57017-1	JD57017-2	JD57017-3	JD57017-4	JD57017-5	JD57017-6	JD57017-7
Date Sampled:			12/8/2022	12/8/2022	12/8/2022	12/8/2022	12/8/2022	12/8/2022	12/9/2022	12/9/2022	12/8/2022	12/8/2022	12/9/2022
Matrix:			Soil	Soil	Soil	Soil	Soil	Soil	Soil	Soil	Soil	Soil	Soil
PCBs (mg/kg)													
Aroclor 1242	-	-	ND	ND	ND	ND	ND	ND	ND	ND	ND	ND	ND
Aroclor 1248	-	-	ND	ND	ND	ND	ND	ND	ND	ND	ND	ND	ND
Aroclor 1254	-	-	ND	ND	ND	ND	ND	ND	ND	ND	ND	ND	ND
Aroclor 1260	-	-	ND	ND	ND	ND	ND	ND	ND	ND	ND	ND	ND
Aroclor 1262	-	-	ND	ND	ND	ND	ND	ND	ND	ND	ND	ND	ND
Total Aroclors	25	3.2	ND	ND	ND	ND	ND	ND	ND	ND	ND	ND	ND

Footnotes:

Values shaded blue detected above laboratory quantification limit shown
Values shaded in green indicate exceedance of the NYDEC Protection of Groundwater standard
mg/kg: miligram per kilogram
SCO - Soil Cleanup Objective
"-" : No Criteria
ND: Not detected above the laboratory quantification limit shown
J: The analyte was positively identified and the associated numerical value is the approximate concentration of the analyte in the sample

Table 4-11
Analytical Results – PCBs
Subsurface Soil
Remedial Investigation
South Brooklyn Marine Terminal
269 37th Street, Brooklyn, NY

Client Sample ID:	NY Industrial SCO w/CP-51 (10/10)(6 NYCRR 375-6 12/06)	SBMT-SB-06-13-15	SBMT-SB-07-07-09	SBMT-SB-07-11-13	SBMT-SB-08-6.5-8.5	SBMT-SB-DUP-01	SBMT-SB-08-13-15	SBMT-SB-09-08-10	SBMT-SB-09-13-15	SBMT-SB-10-06-08	SBMT-SB-10-13-15	SBMT-SB-11-06-08	SBMT-SB-11-13-15
Lab Sample ID:		JD57017-8	JD57043-1	JD57043-2	JD57043-3	JD57043-5	JD57043-4	JD57043-6	JD57043-7	JD57412-1	JD57412-2	JD57412-3	JD57412-4
Date Sampled:		12/9/2022	12/12/2022	12/12/2022	12/12/2022	12/12/2022	12/12/2022	12/12/2022	12/12/2022	12/15/2022	12/15/2022	12/15/2022	12/15/2022
Matrix:		Soil	Soil	Soil	Soil	Soil	Soil	Soil	Soil	Soil	Soil	Soil	Soil
PCBs (mg/kg)													
Aroclor 1242	-	ND	ND	0.0317 J	ND	ND	0.21	0.0915	ND	ND	ND	ND	ND
Aroclor 1248	-	ND	ND	ND	ND	ND	ND	ND	0.0492	ND	ND	ND	ND
Aroclor 1254	-	ND	ND	0.165	0.395	0.319	0.1	0.034	0.0337 J	ND	ND	ND	ND
Aroclor 1260	-	ND	ND	0.2	0.0949	0.0828	ND	0.0377	ND	ND	ND	ND	ND
Aroclor 1262	-	ND	ND	ND	ND	ND	ND	ND	ND	ND	ND	ND	ND
Total Aroclors	25	ND	ND	0.3967	0.4899	0.4018	0.31	0.1632	0.0829	ND	ND	ND	ND

Footnotes:

Values shaded blue detected above laboratory quantification limit shown
Values shaded in green indicate exceedance of the NYDEC Protection of Groundwater standard
mg/kg: miligram per kilogram
SCO - Soil Cleanup Objective
"-" : No Criteria
ND: Not detected above the laboratory quantification limit shown
J: The analyte was positively identified and the associated numerical value is the approximate concentration of the analyte in the sample

Table 4-11
Analytical Results – PCBs
Subsurface Soil
Remedial Investigation
South Brooklyn Marine Terminal
269 37th Street, Brooklyn, NY

Client Sample ID:	NY Industrial SCO w/CP-51 (10/10)(6 NYCRR 375-6 12/06)	SBMT-SB-12-05-07	SBMT-SB-12-13-15	SBMT-SB-13-06-08	SBMT-SB-13-13-15	SBMT-SB-14-07-09	SBMT-SB-14-13-15	SBMT-SB-15-05-07	SBMT-SB-15-13-17	SBMT-SB-DUP-02	SBMT-SB-16-06-08	SBMT-SB-16-13-15	SBMT-SB-17-03-05
Lab Sample ID:		JD57412-5	JD57412-6	JD57523-1	JD57523-2	JD57523-3	JD57523-4	JD57523-5	JD57523-6	JD57523-7	JD57523-8	JD57523-9	JD57610-1
Date Sampled:		12/15/2022	12/15/2022	12/19/2022	12/19/2022	12/19/2022	12/19/2022	12/19/2022	12/19/2022	12/19/2022	12/19/2022	12/19/2022	12/19/2022
Matrix:		Soil	Soil	Soil	Soil	Soil	Soil	Soil	Soil	Soil	Soil	Soil	Soil
PCBs (mg/kg)													
Aroclor 1242	-	ND	ND	ND	ND	ND	ND	ND	ND	ND	ND	ND	ND
Aroclor 1248	-	ND	ND	ND	ND	ND	ND	ND	ND	ND	ND	ND	ND
Aroclor 1254	-	ND	ND	ND	ND	ND	ND	ND	ND	ND	ND	ND	ND
Aroclor 1260	-	ND	ND	ND	ND	ND	ND	0.0216 J	ND	ND	ND	ND	ND
Aroclor 1262	-	ND	ND	ND	ND	ND	ND	ND	ND	ND	ND	ND	ND
Total Aroclors	25	ND	ND	ND	ND	ND	ND	0.0216	ND	ND	ND	ND	ND

Footnotes:

Values shaded blue detected above laboratory quantification limit shown
Values shaded in green indicate exceedance of the NYDEC Protection of Groundwater standard
mg/kg: miligram per kilogram
SCO - Soil Cleanup Objective
"-" : No Criteria
ND: Not detected above the laboratory quantification limit shown
J: The analyte was positively identified and the associated numerical value is the approximate concentration of the analyte in the sample

Table 4-11
Analytical Results – PCBs
Subsurface Soil
Remedial Investigation
South Brooklyn Marine Terminal
269 37th Street, Brooklyn, NY

Client Sample ID:	NY Industrial SCO w/CP-51 (10/10)(6 NYCRR 375-6 12/06)	SBMT-SB-17-13-15	SBMT-SB-18-05-07	SBMT-SB-18-13-15	SBMT-SB-19-05-07	SBMT-SB-19-13-15	SBMT-SB-20-03-05	SBMT-SB-20-13-15	SBMT-SB-21-06-08	SBMT-SB-21-13-15	SBMT-SB-22-06-08	SBMT-SB-22-13-15	SBMT-SB-23-05-07
Lab Sample ID:		JD57610-2	JD57610-3	JD57610-4	JD57610-5	JD57610-6	JD57610-7	JD57610-8	JD57650-1	JD57650-2	JD57650-3	JD57650-4	JD57650-5
Date Sampled:		12/19/2022	12/20/2022	12/20/2022	12/20/2022	12/20/2022	12/20/2022	12/20/2022	12/21/2022	12/21/2022	12/21/2022	12/21/2022	12/21/2022
Matrix:		Soil	Soil	Soil	Soil	Soil	Soil	Soil	Soil	Soil	Soil	Soil	Soil
PCBs (mg/kg)													
Aroclor 1242	-	ND	ND	ND	ND	ND	ND	ND	ND	ND	ND	ND	ND
Aroclor 1248	-	ND	ND	ND	ND	ND	ND	ND	ND	ND	ND	ND	ND
Aroclor 1254	-	ND	ND	ND	ND	ND	ND	ND	ND	ND	ND	ND	ND
Aroclor 1260	-	ND	ND	ND	ND	ND	ND	ND	ND	ND	ND	ND	ND
Aroclor 1262	-	ND	ND	ND	ND	ND	ND	ND	ND	ND	ND	ND	ND
Total Aroclors	25	ND	ND	ND	ND	ND	ND	ND	ND	ND	ND	ND	ND

Footnotes:

Values shaded blue detected above laboratory quantification limit shown
Values shaded in green indicate exceedance of the NYDEC Protection of Groundwater standard
mg/kg: miligram per kilogram
SCO - Soil Cleanup Objective
"-" : No Criteria
ND: Not detected above the laboratory quantification limit shown
J: The analyte was positively identified and the associated numerical value is the approximate concentration of the analyte in the sample

Table 4-11
Analytical Results – PCBs
Subsurface Soil
Remedial Investigation
South Brooklyn Marine Terminal
269 37th Street, Brooklyn, NY

Client Sample ID:	NY Industrial SCO w/CP-51 (10/10)(6 NYCRR 375-6 12/06)	SBMT-SB-23-13-15	SBMT-SB-24-03-05	SBMT-SB-24-13-15	SBMT-SB-25-02-04	SBMT-SB-25-13-15	SBMT-SB-26-05-6.5	SBMT-SB-DUP-03	SBMT-SB-26-13-15	SBMT-SB-27-08-10	SBMT-SB-27-13-15	SBMT-SB-28-04-06	SBMT-SB-28-13-15
Lab Sample ID:		JD57650-6	JD57650-7	JD57650-8	JD57650-9	JD57650-10	JD57761-1	JD57761-3	JD57761-2	JD57761-4	JD57761-5	JD57761-6	JD57761-7
Date Sampled:		12/21/2022	12/21/2022	12/21/2022	12/21/2022	12/21/2022	12/22/2022	12/22/2022	12/22/2022	12/22/2022	12/22/2022	12/22/2022	12/22/2022
Matrix:		Soil	Soil	Soil	Soil	Soil	Soil	Soil	Soil	Soil	Soil	Soil	Soil
PCBs (mg/kg)													
Aroclor 1242	-	ND	ND	ND	ND	ND	ND	ND	ND	ND	ND	ND	ND
Aroclor 1248	-	ND	ND	ND	ND	0.111	ND	ND	ND	ND	ND	ND	ND
Aroclor 1254	-	ND	ND	ND	ND	0.0565	ND	ND	ND	ND	ND	ND	ND
Aroclor 1260	-	ND	ND	ND	ND	ND	ND	ND	ND	ND	ND	ND	ND
Aroclor 1262	-	ND	ND	ND	ND	ND	ND	ND	ND	ND	ND	ND	ND
Total Aroclors	25	ND	ND	ND	ND	0.1675	ND	ND	ND	ND	ND	ND	ND

Footnotes:

Values shaded blue detected above laboratory quantification limit shown
Values shaded in green indicate exceedance of the NYDEC Protection of Groundwater standard
mg/kg: miligram per kilogram
SCO - Soil Cleanup Objective
"-" : No Criteria
ND: Not detected above the laboratory quantification limit shown
J: The analyte was positively identified and the associated numerical value is the approximate concentration of the analyte in the sample

Table 4-11
Analytical Results – PCBs
Subsurface Soil
Remedial Investigation
South Brooklyn Marine Terminal
269 37th Street, Brooklyn, NY

Client Sample ID:	NY Industrial SCO w/CP-51 (10/10)(6 NYCRR 375-6 12/06)	SBMT-SB-29-03-05	SBMT-SB-29-13-15	SBMT-SB-30-06-08	SBMT-SB-30-13-15	SBMT-SB-31-02-04	SBMT-SB-31-13-15	SBMT-SB-32-05-07	SBMT-SB-32-08-10	SBMT-SB-33-5.5-7.5	SBMT-SB-DUP-04	SBMT-SB-33-13-15	SBMT-SB-34-03-05
Lab Sample ID:		JD58136-1	JD58136-2	JD58136-3	JD58136-4	JD58136-5	JD58136-6	JD58178-1	JD58178-2	JD58178-3	JD58178-5	JD58178-4	JD58178-6
Date Sampled:		1/3/2023	1/3/2023	1/3/2023	1/3/2023	1/3/2023	1/3/2023	1/4/2023	1/4/2023	1/4/2023	1/4/2023	1/4/2023	1/4/2023
Matrix:		Soil	Soil	Soil	Soil	Soil	Soil	Soil	Soil	Soil	Soil	Soil	Soil
PCBs (mg/kg)													
Aroclor 1242	-	ND	ND	ND	ND	ND	ND	ND	ND	ND	ND	ND	ND
Aroclor 1248	-	ND	ND	ND	ND	ND	ND	ND	ND	ND	ND	ND	ND
Aroclor 1254	-	ND	ND	ND	ND	ND	ND	ND	ND	ND	ND	ND	ND
Aroclor 1260	-	ND	ND	ND	ND	ND	ND	ND	ND	ND	ND	ND	ND
Aroclor 1262	-	ND	ND	ND	ND	ND	ND	ND	ND	ND	ND	ND	ND
Total Aroclors	25	ND	ND	ND	ND	ND	ND	ND	ND	ND	ND	ND	ND

Footnotes:

Values shaded blue detected above laboratory quantification limit shown
Values shaded in green indicate exceedance of the NYDEC Protection of Groundwater standard
mg/kg: miligram per kilogram
SCO - Soil Cleanup Objective
"-" : No Criteria
ND: Not detected above the laboratory quantification limit shown
J: The analyte was positively identified and the associated numerical value is the approximate concentration of the analyte in the sample

Table 4-11
Analytical Results – PCBs
Subsurface Soil
Remedial Investigation
South Brooklyn Marine Terminal
269 37th Street, Brooklyn, NY

Client Sample ID:	NY Industrial SCO w/CP-51 (10/10)(6 NYCRR 375-6 12/06)	SBMT-SB-34-13-15	SBMT-SB-35-05-07	SBMT-SB-35-13-15	SBMT-SB-36-06-08	SBMT-SB-36-13-15	SBMT-SB-37-05-07	SBMT-SB-37-13-15	SBMT-SB-38-06-08	SBMT-SB-DUP-05	SBMT-SB-39-03-05	SBMT-SB-39-08-10	SBMT-SB-40-02-04
Lab Sample ID:		JD58178-7	JD58178-8	JD58178-9	JD58238-1	JD58238-2	JD58238-3	JD58238-4	JD58238-6	JD58238-5	JD58238-7	JD58238-8	JD58280-1
Date Sampled:		1/4/2023	1/4/2023	1/4/2023	1/5/2023	1/5/2023	1/5/2023	1/5/2023	1/5/2023	1/5/2023	1/5/2023	1/5/2023	1/6/2023
Matrix:		Soil	Soil	Soil	Soil	Soil	Soil	Soil	Soil	Soil	Soil	Soil	Soil
PCBs (mg/kg)													
Aroclor 1242	-	ND	ND	ND	ND	ND	ND	ND	ND	ND	ND	ND	ND
Aroclor 1248	-	ND	ND	ND	ND	ND	ND	ND	ND	ND	ND	ND	ND
Aroclor 1254	-	ND	ND	ND	ND	ND	ND	ND	ND	ND	ND	ND	ND
Aroclor 1260	-	ND	ND	ND	ND	ND	ND	ND	ND	ND	ND	ND	ND
Aroclor 1262	-	ND	ND	ND	ND	ND	ND	ND	ND	ND	ND	ND	ND
Total Aroclors	25	ND	ND	ND	ND	ND	ND	ND	ND	ND	ND	ND	ND

Footnotes:

Values shaded blue detected above laboratory quantification limit shown
Values shaded in green indicate exceedance of the NYDEC Protection of Groundwater standard
mg/kg: miligram per kilogram
SCO - Soil Cleanup Objective
"-" : No Criteria
ND: Not detected above the laboratory quantification limit shown
J: The analyte was positively identified and the associated numerical value is the approximate concentration of the analyte in the sample

Table 4-11
Analytical Results – PCBs
Subsurface Soil
Remedial Investigation
South Brooklyn Marine Terminal
269 37th Street, Brooklyn, NY

Client Sample ID:	NY Industrial SCO w/CP-51 (10/10)(6 NYCRR 375-6 12/06)	SBMT-SB-40-08-10	SBMT-SB-41-7.5-9.5	SBMT-SB-42-03-05	SBMT-SB-43-06-08	SBMT-SB-44-6.5-8.5	SBMT-SB-45-7.5-9.5	SBMT-SB-46-7.5-9.5	SBMT-SB-47-08-10	SBMT-SB-48-08-10	SBMT-SB-49-03-05	SBMT-SB-49-13-15	SBMT-SB-50-03-05
Lab Sample ID:		JD58280-2	JD59244-1	JD59244-2	JD59244-3	JD59284-1	JD59284-2	JD59284-3	JD59284-4	JD59391-1	JD59391-2	JD59391-3	JD59391-4
Date Sampled:		1/6/2023	1/25/2023	1/25/2023	1/25/2023	1/26/2023	1/26/2023	1/26/2023	1/26/2023	1/27/2023	1/27/2023	1/27/2023	1/27/2023
Matrix:		Soil	Soil	Soil	Soil	Soil	Soil	Soil	Soil	Soil	Soil	Soil	Soil
PCBs (mg/kg)													
Aroclor 1242	-	ND	ND	ND	ND	ND	ND	ND	ND	ND	ND	ND	ND
Aroclor 1248	-	ND	ND	ND	ND	ND	ND	ND	ND	ND	ND	ND	ND
Aroclor 1254	-	ND	ND	ND	ND	ND	ND	ND	ND	ND	ND	ND	ND
Aroclor 1260	-	ND	ND	ND	ND	ND	ND	ND	ND	ND	ND	ND	ND
Aroclor 1262	-	ND	ND	ND	ND	ND	ND	ND	ND	ND	ND	ND	ND
Total Aroclors	25	ND	ND	ND	ND	ND	ND	ND	ND	ND	ND	ND	ND

Footnotes:

Values shaded blue detected above laboratory quantification limit shown
Values shaded in green indicate exceedance of the NYDEC Protection of Groundwater standard
mg/kg: miligram per kilogram
SCO - Soil Cleanup Objective
"-" : No Criteria
ND: Not detected above the laboratory quantification limit shown
J: The analyte was positively identified and the associated numerical value is the approximate concentration of the analyte in the sample

Table 4-11
Analytical Results – PCBs
Subsurface Soil
Remedial Investigation
South Brooklyn Marine Terminal
269 37th Street, Brooklyn, NY

Client Sample ID:	NY Industrial SCO w/CP-51 (10/10)(6 NYCRR 375-6 12/06)	SBMT-SB-50-13-15	SBMT-CS-A-04-06	SBMT-CS-B-04-06	SBMT-CS-C-04-06	SBMT-CS-D-07-09	SBMT-CS-E2-04-06	SBMT-CS-E1-04-06	SBMT-CS-F-05-07	SBMT-CS-G-5.5-7.5	SBMT-CS-J-04-06	SBMT-SB-DUP-06	SBMT-CS-K-03-05
Lab Sample ID:		JD59391-5	JD59109-2	JD59109-3	JD59109-4	JD59158-1	JD59158-2	JD59158-3	JD59109-1	JD58960-4	JD58960-2	JD58960-3	JD59042-1
Date Sampled:		1/27/2023	1/23/2023	1/23/2023	1/23/2023	1/24/2023	1/24/2023	1/24/2023	1/23/2023	1/19/2023	1/19/2023	1/19/2023	1/20/2023
Matrix:		Soil	Soil	Soil	Soil	Soil	Soil	Soil	Soil	Soil	Soil	Soil	Soil
PCBs (mg/kg)													
Aroclor 1242	-	ND	ND	ND	ND	ND	ND	ND	ND	ND	ND	ND	ND
Aroclor 1248	-	ND	ND	ND	ND	ND	ND	ND	ND	ND	ND	ND	ND
Aroclor 1254	-	ND	ND	ND	ND	ND	ND	ND	ND	ND	ND	ND	ND
Aroclor 1260	-	ND	ND	ND	ND	ND	0.209	ND	ND	ND	ND	ND	ND
Aroclor 1262	-	ND	ND	ND	ND	ND	ND	ND	ND	ND	ND	ND	ND
Total Aroclors	25	ND	ND	ND	ND	ND	0.209	ND	ND	ND	ND	ND	ND

Footnotes:

Values shaded blue detected above laboratory quantification limit shown
Values shaded in green indicate exceedance of the NYDEC Protection of Groundwater standard
mg/kg: miligram per kilogram
SCO - Soil Cleanup Objective
"-" : No Criteria
ND: Not detected above the laboratory quantification limit shown
J: The analyte was positively identified and the associated numerical value is the approximate concentration of the analyte in the sample

Table 4-11
Analytical Results – PCBs
Subsurface Soil
Remedial Investigation
South Brooklyn Marine Terminal
269 37th Street, Brooklyn, NY

Client Sample ID:	NY Industrial SCO w/CP-51 (10/10)(6 NYCRR 375-6 12/06)	SBMT-CS-L-04-06	SBMT-CS-M-03-05	SBMT-CS-N-03-05	SBMT-CS-P-04-06	SBMT-CS-Q-04-06	SBMT-CS-R-03-05	SBMT-CS-S-04-06	SBMT-TP-01-04-06	SBMT-TP-02-3.5-5.5	SBMT-TP-03-3.5-5.5
Lab Sample ID:		JD58960-1	JD58888-3	JD58888-2	JD58888-1	JD59042-4	JD59042-3	JD59042-2	JD58827-3	JD58827-1	JD58827-2
Date Sampled:		1/19/2023	1/18/2023	1/18/2023	1/18/2023	1/20/2023	1/20/2023	1/20/2023	1/17/2023	1/17/2023	1/17/2023
Matrix:		Soil	Soil	Soil	Soil	Soil	Soil	Soil	Soil	Soil	Soil
PCBs (mg/kg)											
Aroclor 1242	-	ND	ND	ND	ND	ND	ND	ND	ND	ND	ND
Aroclor 1248	-	ND	ND	ND	0.0432	ND	ND	ND	ND	ND	ND
Aroclor 1254	-	ND	ND	ND	ND	ND	ND	ND	ND	ND	ND
Aroclor 1260	-	ND	ND	ND	ND	ND	ND	ND	ND	ND	ND
Aroclor 1262	-	ND	ND	ND	0.135	ND	ND	ND	ND	ND	ND
Total Aroclors	25	ND	ND	ND	0.1782	ND	ND	ND	ND	ND	ND

Footnotes:

Values shaded blue detected above laboratory quantification limit shown
Values shaded in green indicate exceedance of the NYDEC Protection of Groundwater standard
mg/kg: miligram per kilogram
SCO - Soil Cleanup Objective
"-" : No Criteria
ND: Not detected above the laboratory quantification limit shown
J: The analyte was positively identified and the associated numerical value is the approximate concentration of the analyte in the sample

Table 4-12
Analytical Results – Detected Metals
Subsurface Soil
Remedial Investigation
South Brooklyn Marine Terminal
269 37th Street, Brooklyn, NY

Client Sample ID:	Unit	NY Industrial SCO w/CP-51 (10/10)(6 NYCRR 375-6 12/06)	NY Protection of Groundwater w/CP-51 (10/10)(6 NYCRR 375-6 12/06)	SBMT-SB-01-0709	SBMT-SB-01-1315	SBMT-SB-02-0608	SBMT-SB-02-0810	SBMT-SB-03-6.5-8.5	SBMT-SB-03-13-15	SBMT-SB-04-07-09	SBMT-SB-04-13-15	SBMT-SB-05-6.5-8.5	SBMT-SB-05-13-15	SBMT-SB-06-06-08	SBMT-SB-06-13-15	SBMT-SB-07-07-09	SBMT-SB-07-11-13	SBMT-SB-08-6.5-8.5	SBMT-SB-DUP-01
Lab Sample ID:				JD56873-1	JD56873-2	JD56873-3	JD56873-4	JD57017-1	JD57017-2	JD57017-3	JD57017-4	JD57017-5	JD57017-6	JD57017-7	JD57017-8	JD57043-1	JD57043-2	JD57043-3	JD57043-5
Date Sampled:				12/8/2022	12/8/2022	12/8/2022	12/8/2022	12/8/2022	12/8/2022	12/9/2022	12/9/2022	12/8/2022	12/8/2022	12/9/2022	12/9/2022	12/12/2022	12/12/2022	12/12/2022	12/12/2022
Matrix:				Soil	Soil	Soil	Soil	Soil	Soil	Soil	Soil	Soil	Soil	Soil	Soil	Soil	Soil	Soil	Soil
Metals (mg/kg)																			
Aluminum	mg/kg	-	-	7710	7010	7350	4760	7530	4860	6960	6590	7100	3210	9840	4020	15300	10100 J	7360	6900
Antimony	mg/kg	-	-	ND	ND	ND	ND	ND	ND	ND	ND	ND	ND	ND	ND	ND	10 UJ	ND	ND
Arsenic	mg/kg	16	16	7.4	3.7	4.7	3.4	8.2	4.8	3.7	3.7	6.5	3.4	5.1	3.9	24.4	17.2	5.1	4.4
Barium	mg/kg	10000	820	55.9	44	52.8	27.4	126	42.6	42.3	35.4	43.3	ND	52.1	ND	261	154	205	177
Beryllium	mg/kg	2700	47	0.81	0.59	0.51	0.33	0.57	0.42	0.41	0.45	0.47	ND	0.6	ND	1.1	0.51	0.4	0.37
Cadmium	mg/kg	60	7.5	ND	ND	ND	ND	ND	ND	ND	ND	1	ND	ND	ND	ND	ND	0.55	0.53
Calcium	mg/kg	-	-	4280	10600	1640	1450	12200	5490	2650	854	52000	ND	4750	16500	23100	21700	24300	27100
Chromium	mg/kg	-	-	64.5	24.8	15.7	10.1	18.5	16.1	14.1	22	14.8	7.1	17.3	10	94.8	57.7	23.2	27.6
Cobalt	mg/kg	-	-	11.2	6.5	6	ND	6.8	ND	6.3	ND	5.9	ND	ND	ND	18.3	14.1	ND	ND
Copper	mg/kg	10000	1720	23.2	20.3	22.3	10.8	59.2	31.1	17.6	33.5	28	3.6	18.6	11.7	445	87.6	45.8	46.2
Iron	mg/kg	-	-	19700	12600	14800	10900	16400	12300	12400	13800	15500	8480	15100	9830	84400	63200	13100	14100
Lead	mg/kg	3900	450	37.1	30.2	97.6	10.7	183	113	46.2	14.1	103	4.3	62.9	41.7	1910	1280	145	144
Magnesium	mg/kg	-	-	5020	4440	2550	2150	2790	2540	2760	2780	2360	1290	3630	2100	4450	10500 J	3680	4370
Manganese	mg/kg	10000	2000	389	247	306	172	260	167	231	128	212	68.1	224	94.4	585	629	204	195
Mercury	mg/kg	5.7	0.73	0.041	0.12	0.079	ND	0.95 J	0.27	0.042	ND	0.38	ND	0.089	0.23	0.43	0.2	0.99	0.9
Nickel	mg/kg	10000	130	95.8	52.8	24.2	16.2	25.7	19.6	25.3	25.5	16.3	7.6	20.9	11.7	69.9	42.9	23.5	30
Potassium	mg/kg	-	-	1610	1530	1120	ND	1200	ND	ND	1720	ND	ND	ND	ND	1930	2410	1110	989
Selenium	mg/kg	6800	4	ND	ND	ND	ND	ND	ND	ND	ND	ND	ND	ND	ND	ND	ND	ND	ND
Silver	mg/kg	6800	8.3	0.71	0.58	0.58	ND	ND	ND	ND	ND	ND	ND	ND	ND	5.2	3.2	1.7	ND
Sodium	mg/kg	-	-	ND	ND	ND	ND	ND	ND	ND	ND	ND	ND	ND	ND	ND	ND	ND	ND
Vanadium	mg/kg	-	-	31.1	26.4	20.6	13.8	22.1	17.2	19.3	23.5	20.3	9.4	26.1	10.1	48.9	28.1	20.3	20.5
Zinc	mg/kg	10000	2480	72.8	54.2	57.1	30.6	198	76.8	42.6	51.2	353	19.1	52.9	35.3	325	244	206	220
General Chemistry																			
Cyanide	mg/kg	10000	40	ND	ND	ND	ND	ND	ND	ND	ND	ND	ND	ND	ND	1.6	ND	0.28	ND
Solids, Percent	%	-	-	93.4	92	93.3	87.9	89.7	86.2	91.1	81.8	88.9	72.5	78.7	69.5	85	94.2	93.9	99.2
Total Organic Carbon	mg/kg	-	-	4420	1530	4010	434	35200	7120	1340	2760	11900	429	3400	4590	29000	10800	13800	22400

Footnotes:

Values shaded blue detected above laboratory quantification limit shown
Values shaded in green indicate exceedance of the NY Protection of Groundwater standard
Values shaded in yellow indicate exceedance of the NYSDEC Industrial SCO
Values shaded in pink indicate exceedance of and NYSDEC Industrial SCO standard and the NYDEC Protection of Groundwater standard
mg/kg: miligram per kilogram
SCO - Soil Cleanup Objective
"-" : No Criteria
UJ:The analyte was not detected at a level greater than or equal to the reporting limit; however, the reported reporting limit is approximate and may be inaccurate or imprecise.
U (##): The analyte was analyzed for, but was not detected at a level greater than or equal to the level of the RL (##) or the sample concentration for results impacted by blank contamination.
J: The analyte was positively identified and the associated numerical value is the approximate concentration of the analyte in the sample.
ND: Not detected above the laboratory quantification limit shown

Table 4-12
Analytical Results – Detected Metals
Subsurface Soil
Remedial Investigation
South Brooklyn Marine Terminal
269 37th Street, Brooklyn, NY

Client Sample ID:	Unit	NY Industrial SCO w/CP-51 (10/10)(6 NYCRR 375-6 12/06)	SBMT-SB-08-13-15	SBMT-SB-09-08-10	SBMT-SB-09-13-15	SBMT-SB-10-06-08	SBMT-SB-10-13-15	SBMT-SB-11-06-08	SBMT-SB-11-13-15	SBMT-SB-12-05-07	SBMT-SB-12-13-15	SBMT-SB-13-06-08	SBMT-SB-13-13-15	SBMT-SB-14-07-09	SBMT-SB-14-13-15	SBMT-SB-15-05-07	SBMT-SB-15-13-17	SBMT-SB-DUP02	SBMT-SB-16-06-08
Lab Sample ID:			JD57043-4	JD57043-6	JD57043-7	JD57412-1	JD57412-2	JD57412-3	JD57412-4	JD57412-5	JD57412-6	JD57523-1	JD57523-2	JD57523-3	JD57523-4	JD57523-5	JD57523-6	JD57523-7	JD57523-8
Date Sampled:			12/12/2022	12/12/2022	12/12/2022	12/15/2022	12/15/2022	12/15/2022	12/15/2022	12/15/2022	12/15/2022	12/19/2022	12/19/2022	12/19/2022	12/19/2022	12/19/2022	12/19/2022	12/19/2022	12/19/2022
Matrix:			Soil	Soil	Soil	Soil	Soil	Soil	Soil	Soil	Soil	Soil	Soil	Soil	Soil	Soil	Soil	Soil	Soil
Metals (mg/kg)																			
Aluminum	mg/kg	-	6090	7960	10600	7100	8620	3190	1320	6280 J	7900	7790	7910	4380	4200	2310	4870	3910	4390 J
Antimony	mg/kg	-	ND	ND	ND	2.4	ND	ND	ND	2660	ND	ND	ND	ND	4.1	ND	ND	ND	ND
Arsenic	mg/kg	16	6.1	4.8	4.6	17.3	4.6	17.7	23.5	33.3	14.2	4.5	2	6	20.1	5.6	3.9	3.5	3.7
Barium	mg/kg	10000	74.8	180	93.6	703	29.8	198	120	3300	122	99.2	45.1	59.1	161	50	32	60.1	85.3
Beryllium	mg/kg	2700	0.41	0.43	0.54	0.43	0.41	0.63	ND	0.42	0.77	0.4	0.55	0.36	0.38	0.25	0.34	0.3	0.34
Cadmium	mg/kg	60	ND	0.58	ND	ND	0.68	ND	ND	ND	0.43	ND	ND	ND	3.5	0.83	ND	ND	ND
Calcium	mg/kg	-	11200	31900	64400	22500	827	2970	831	13900	16500	10200	1000	7650	3670	2370	1030	974	3490 J
Chromium	mg/kg	-	13.5	16.2	15.1	22.7	13.7	6.6	4.2	43.5	13.6	15.9	14.9	16.4	24.2	9.8	20.2	10.8	13.7
Cobalt	mg/kg	-	5.2	ND	ND	6	4.5	7.4	ND	10.5	5.4	ND	5.2	7.1	ND	ND	ND	ND	ND
Copper	mg/kg	10000	25.3	50.2	333	42.7	9.5	95.8	79.5	582 J	65.6	42.5	15.3	57.1	1270	30	25.1	23.7	123
Iron	mg/kg	-	10000	12500	11600	35900	14700	9860	9520	126000	11200	13200	11300	10900	23100	5510	9180	8780	10500 J
Lead	mg/kg	3900	114	143	70.7	4430	34	115	71.9	1390	888	282	25.3	174	751	49.6	54.4	60.7	90.6 J
Magnesium	mg/kg	-	2810	5600	33000	2120	1830	ND	ND	5290 J	7280	3800	2480	4170	920	938	3100	2370	2470
Manganese	mg/kg	10000	240	230	249	308	82.9	318	28.8	712 J	139	335	109	228	237	46.1	78.1	69.3	217
Mercury	mg/kg	5.7	0.22	1.3	0.35	0.73 J	ND	ND	ND	1220	0.23	0.39	0.049	1.5	9	0.24	0.29	0.25	0.36
Nickel	mg/kg	10000	17.8	20.4	16.3	17.7	11.5	14.9	9.9	31.8	15.2	20.8	16.1	26.4	17.3	18.6	49.1	25.1	13.8
Potassium	mg/kg	-	942	1120	ND	ND	900	ND	ND	ND	ND	ND	1210	ND	ND	ND	ND	ND	ND
Selenium	mg/kg	6800	ND	ND	ND	ND	ND	ND	ND	ND	ND	ND	ND	ND	4.9	ND	ND	ND	ND
Silver	mg/kg	6800	ND	ND	ND	ND	ND	ND	ND	ND	ND	ND	ND	ND	3.8	ND	ND	ND	ND
Sodium	mg/kg	-	1800	1320	2110	ND	ND	ND	ND	ND	ND	ND	ND	ND	ND	ND	ND	ND	ND
Vanadium	mg/kg	-	17.5	27.4	31.7	20.5	18.7	13.1	8.7	24.6	17.2	22.5	21.5	18.6	16.8	12.4	15.6	13.8	15
Zinc	mg/kg	10000	93.7	220	122	532	166	80.1	44	7710	130	134	73.8	122	1560	302	169	120	97.3
General Chemistry																			
Cyanide	mg/kg	10000	ND	ND	ND	0.27 J	ND	ND	ND	ND	ND	ND	ND	ND	ND	0.51	ND	ND	ND
Solids, Percent	%	-	86.6	87.7	80	83.6	80.1	78.1	68.1	86.7	76.7	87.3	83.7	89	66.4	86.1	78.8	79.2	91.3
Total Organic Carbon	mg/kg	-	22700	24300	28100	12900	1060	332000	306000	60400	111000	16500	378	77100	313000	174000	8840	6910	14800

Footnotes:

Values shaded blue detected above laboratory quantification limit shown

Values shaded in green indicate exceedance of the NY Protection of Groundwater standard

Values shaded in yellow indicate exceedance of the NYSDEC Industrial SCO

Values shaded in pink indicate exceedance of and NYSDEC Industrial SCO standard and the NYDEC Protection of Groundwater standard

mg/kg: miligram per kilogram

SCO - Soil Cleanup Objective

"-" : No Criteria

UJ:The analyte was not detected at a level greater than or equal to the reporting limit; however, the reported reporting limit is approximate and may be inaccurate or imprecise.

U (##): The analyte was analyzed for, but was not detected at a level greater than or equal to the level of the RL (##) or the sample concentration for results impacted by blank contamination.

J: The analyte was positively identified and the associated numerical value is the approximate concentration of the analyte in the sample.

ND: Not detected above the laboratory quantification limit shown

Table 4-12
Analytical Results – Detected Metals
Subsurface Soil
Remedial Investigation
South Brooklyn Marine Terminal
269 37th Street, Brooklyn, NY

Client Sample ID:	Unit	NY Industrial SCO w/CP-51 (10/10)(6 NYCRR 375-6 12/06)	SBMT-SB-16-13-15	SBMT-SB-17-03-05	SBMT-SB-17-13-15	SBMT-SB-18-05-07	SBMT-SB-18-13-15	SBMT-SB-19-05-07	SBMT-SB-19-13-15	SBMT-SB-20-03-05	SBMT-SB-20-13-15	SBMT-SB-21-06-08	SBMT-SB-21-13-15	SBMT-SB-22-06-08	SBMT-SB-22-13-15	SBMT-SB-23-05-07	SBMT-SB-23-13-15	SBMT-SB-24-03-05	SBMT-SB-24-13-15
Lab Sample ID:			JD57523-9	JD57610-1	JD57610-2	JD57610-3	JD57610-4	JD57610-5	JD57610-6	JD57610-7	JD57610-8	JD57650-1	JD57650-2	JD57650-3	JD57650-4	JD57650-5	JD57650-6	JD57650-7	JD57650-8
Date Sampled:			12/19/2022	12/19/2022	12/19/2022	12/20/2022	12/20/2022	12/20/2022	12/20/2022	12/20/2022	12/20/2022	12/21/2022	12/21/2022	12/21/2022	12/21/2022	12/21/2022	12/21/2022	12/21/2022	12/21/2022
Matrix:			Soil	Soil	Soil	Soil	Soil	Soil	Soil	Soil	Soil	Soil	Soil	Soil	Soil	Soil	Soil	Soil	Soil
Metals (mg/kg)																			
Aluminum	mg/kg	-	5670	6920	5550	5780	4880	5900 J	3230	7180	4380	5310	3280	9580	7180	9170	7230	6870	5400
Antimony	mg/kg	-	ND	ND	ND	ND	ND	ND	ND	ND	ND	ND	ND	ND	ND	ND	ND	ND	ND
Arsenic	mg/kg	16	4.5	3.1	3.1	4.1	3	5.7	1.7	7.7	2.6	4.2	ND	2.6	6.4	3.8	4.9	7.9	7
Barium	mg/kg	10000	34.2	38	35	36.9	40.3	46.7	ND	128	28.3	58.2	25.5	94.4	148	45	189	200	449
Beryllium	mg/kg	2700	0.3	0.43	0.43	0.37	0.36	0.44	0.28	0.43	0.28	0.48	0.44	0.86	0.58	0.61	0.57	0.53	0.51
Cadmium	mg/kg	60	6.8	ND	ND	ND	ND	ND	ND	0.83	ND	ND	ND	ND	0.45	ND	ND	1.6	0.53
Calcium	mg/kg	-	4000	1970	2190	1700	1850	1470	1080	11900	3730	1420	2180	10800	7690	5220	15200	20200	33400
Chromium	mg/kg	-	9.7	15	14	13.4	14	13.6	10.6	21.8	12.1	13.9	9.3	20	16.7	19.6	16.7	15.2	13.3
Cobalt	mg/kg	-	4.6	7.4	ND	5.8	5.2	ND	ND	7.1	4.2	ND	ND	7.3	6	6.9	ND	ND	ND
Copper	mg/kg	10000	21.2	23.6	12.4	21	21.1	28.5	9.5	70	14	18.2	48.4	53.9	57.1	19.6	37.8	52.5	24.7
Iron	mg/kg	-	14300	13700	11200	12300	9460	13000	7530	18800	9090	11800	9750	17600	14300	15300	14100	16800	13100
Lead	mg/kg	3900	115	10.8	12.5	75.3	88.7	474 J	22.3	430	47.8	87	26.6	24	184	36.5	294	324	479
Magnesium	mg/kg	-	2530	2900	2620	2110	1930	1940	2070	3870	2660	2070	2090	6190	3570	2910	4870	3820	10200
Manganese	mg/kg	10000	131	295	198	171	101	186	89.6	258	159	122	131	315	229	276	241	239	211
Mercury	mg/kg	5.7	0.29	0.033	0.058	0.41	6.8	0.16 J	ND	0.51	0.15	0.068	0.057	0.064	0.22	0.074	0.47	0.9	0.34
Nickel	mg/kg	10000	17.8	21.2	21	19	18.2	18.3	13	27	15.1	14.2	22.9	20.9	23.1	24.6	30.4	41.6	17.6
Potassium	mg/kg	-	949	1300	ND	ND	905	1200 J	ND	1200	863	ND	ND	3160	1130	ND	ND	ND	1020
Selenium	mg/kg	6800	ND	ND	ND	ND	ND	ND	ND	ND	ND	ND	ND	ND	ND	ND	ND	ND	ND
Silver	mg/kg	6800	ND	ND	ND	ND	ND	ND	ND	ND	ND	ND	ND	ND	ND	ND	ND	ND	ND
Sodium	mg/kg	-	ND	ND	ND	ND	ND	ND	ND	ND	ND	ND	ND	ND	ND	ND	ND	ND	2750
Vanadium	mg/kg	-	14.3	22.7	19.1	20.3	15.8	19.8	15.1	34.6	16.9	19.6	12.7	26.5	25.2	26.8	23.2	194	27.6
Zinc	mg/kg	10000	2810	47.5	60.3	56.9	68.6	173	36.3	363	52.3	94.1	55.8	50.8	152	47.6	152	310	264
General Chemistry																			
Cyanide	mg/kg	10000	ND	0.39	ND	ND	ND	0.31 J	ND	ND	0.34	ND	0.29	0.29	0.41	ND	ND	0.63	0.38
Solids, Percent	%	-	79.6	87.7	89.3	86.6	87	88.5	79.6	82.4	81.5	89.8	81.1	89.2	81	90.5	84.4	90.6	76
Total Organic Carbon	mg/kg	-	7100	730	1280	48000	62700	32500	971	19100	2810	2410	987	1470	17300	18100	19600	14100	10800

Footnotes:

Values shaded blue detected above laboratory quantification limit shown
Values shaded in green indicate exceedance of the NY Protection of Groundwater standard
Values shaded in yellow indicate exceedance of the NYSDEC Industrial SCO
Values shaded in pink indicate exceedance of and NYSDEC Industrial SCO standard and the NYDEC Protection of Groundwater standard
mg/kg: miligram per kilogram
SCO - Soil Cleanup Objective
"-" : No Criteria
UJ:The analyte was not detected at a level greater than or equal to the reporting limit; however, the reported reporting limit is approximate and may be inaccurate or imprecise.
U (##): The analyte was analyzed for, but was not detected at a level greater than or equal to the level of the RL (##) or the sample concentration for results impacted by blank contamination.
J: The analyte was positively identified and the associated numerical value is the approximate concentration of the analyte in the sample.
ND: Not detected above the laboratory quantification limit shown

Table 4-12
Analytical Results – Detected Metals
Subsurface Soil
Remedial Investigation
South Brooklyn Marine Terminal
269 37th Street, Brooklyn, NY

Client Sample ID:	Unit	NY Industrial SCO w/CP-51 (10/10)(6 NYCRR 375-6 12/06)	SBMT-SB-25-02-04	SBMT-SB-25-13-15	SBMT-SB-26-05-6.5	SBMT-SB-DUP03	SBMT-SB-26-13-15	SBMT-SB-27-08-10	SBMT-SB-27-13-15	SBMT-SB-28-04-06	SBMT-SB-28-13-15	SBMT-SB-29-03-05	SBMT-SB-29-13-15	SBMT-SB-30-06-08	SBMT-SB-30-13-15	SBMT-SB-31-02-04	SBMT-SB-31-13-15	SBMT-SB-32-05-07	SBMT-SB-32-08-10
Lab Sample ID:			JD57650-9	JD57650-10	JD57761-1	JD57761-3	JD57761-2	JD57761-4	JD57761-5	JD57761-6	JD57761-7	JD58136-1	JD58136-2	JD58136-3	JD58136-4	JD58136-5	JD58136-6	JD58178-1	JD58178-2
Date Sampled:			12/21/2022	12/21/2022	12/22/2022	12/22/2022	12/22/2022	12/22/2022	12/22/2022	12/22/2022	12/22/2022	1/3/2023	1/3/2023	1/3/2023	1/3/2023	1/3/2023	1/3/2023	1/4/2023	1/4/2023
Matrix:			Soil	Soil	Soil	Soil	Soil	Soil	Soil	Soil	Soil	Soil	Soil	Soil	Soil	Soil	Soil	Soil	Soil
Metals (mg/kg)																			
Aluminum	mg/kg	-	5660	4530	6710	6820	8050	5250	8570	6970 J	4150	9060	7740	7560	3550	7560	7170	5520 J	5080
Antimony	mg/kg	-	ND	ND	ND	ND	ND	ND	ND	2.3 J	ND	ND	ND	ND	ND	ND	ND	2.2 UJ	ND
Arsenic	mg/kg	16	4.5	5.1	4.7	4.8	3.3	7.8	11.9	3.8	4.3	3.5	2.2	5.7	3.7	8	15.2	3.5	5.9
Barium	mg/kg	10000	63.7	65.3	80.9	48.7	39.9	59.5	95.3	38.3	307	39.3	46	53.8	85.3	70.7	56.8	39.3	83.5
Beryllium	mg/kg	2700	0.57	0.47	0.69	0.7	0.69	0.68	0.73	0.63	0.48	0.69	0.63	0.52	0.25	0.59	0.51	0.42	0.33
Cadmium	mg/kg	60	ND	0.47	ND	ND	ND	ND	ND	ND	ND	ND	ND	ND	ND	0.63	0.57	ND	ND
Calcium	mg/kg	-	37700	34500	2690	2960	1380	6120	10500	21400	5850	1960	3690	26900	3570	1700	1920	1880	8670
Chromium	mg/kg	-	13.6	10.5	14.2	14.7	15.3	15.7	18.3	15.3	17.7	20.1	15.2	16	11.7	15	16.9	11.7	17.9
Cobalt	mg/kg	-	ND	ND	6.1	6	6.1	6.6	ND	ND	ND	6.8	6.1	5.9	ND	ND	7.1	ND	ND
Copper	mg/kg	10000	42	33.8	19.5	19.7	12	45.6	217	17.8	21.5	18.5	13.8	26.3	146	29.9	35.5	15.8	49.1
Iron	mg/kg	-	12000	13300	12900	13000	14000	14200	15200	12100	9050	15600	14800	14500	10300	17000	14200	11800	11500
Lead	mg/kg	3900	95.1	126	38.4	35.6	9.9	98.7	174	24.9	127	12.7	8.4	158	396	81.6	80.1	14.4	239
Magnesium	mg/kg	-	15300	4240	2430	2390	2760	4410	5120	3290	4120	3930	3820	12500	1750	2590	2630	2340	2150
Manganese	mg/kg	10000	217	170	143	140	313	207	307	168	155	168	239	197	158	232	928	196	127
Mercury	mg/kg	5.7	0.4	0.45	0.097	0.086	ND	0.59	0.5	0.056	0.47	ND	ND	0.33	68	0.056	0.6	ND	3.9
Nickel	mg/kg	10000	19.1	14.2	16.9	17.1	18.7	29	30.5	18.4	30.9	27.5	17.5	23.2	11.3	16.8	22.5	17.6	14.9
Potassium	mg/kg	-	ND	ND	1240	1250	1210	1100	1360	1110	ND	1260	1720	1100	ND	1200	1140	ND	ND
Selenium	mg/kg	6800	ND	ND	ND	ND	ND	ND	ND	ND	ND	ND	ND	ND	ND	ND	1.8	ND	ND
Silver	mg/kg	6800	ND	ND	ND	ND	ND	ND	ND	ND	ND	ND	0.46	ND	ND	ND	0.7	ND	ND
Sodium	mg/kg	-	ND	ND	ND	ND	ND	ND	ND	ND	ND	ND	ND	1180	ND	ND	ND	ND	ND
Vanadium	mg/kg	-	29.6	22.8	21.2	21.2	22.4	19.6	21.7	21.2	16.4	25.6	20.6	23.8	19	21	17.5	16.2	16.3
Zinc	mg/kg	10000	118	230	64	54.3	33.7	126	172	70.1	95.2	55.7	33.1	112	113	134	82.4	34	49.6
General Chemistry																			
Cyanide	mg/kg	10000	0.34	ND	ND	ND	ND	ND	ND	ND	0.76	ND	ND	0.42	ND	ND	ND	ND	0.26 UJ
Solids, Percent	%	-	91.2	78.1	88.1	88	85	83.1	76	89.5	79.3	86.1	83	90.2	78.6	88.4	73.6	87.1	83.3
Total Organic Carbon	mg/kg	-	35700	25400	16100	14700	816	20400	8390	5590	11900	1250	336	36700	16800	50700	5840	7170	46200

Footnotes:

Values shaded blue detected above laboratory quantification limit shown

Values shaded in green indicate exceedance of the NY Protection of Groundwater standard

Values shaded in yellow indicate exceedance of the NYSDEC Industrial SCO

Values shaded in pink indicate exceedance of and NYSDEC Industrial SCO standard and the NYDEC Protection of Groundwater standard

mg/kg: miligram per kilogram

SCO - Soil Cleanup Objective

"-" : No Criteria

UJ:The analyte was not detected at a level greater than or equal to the reporting limit; however, the reported reporting limit is approximate and may be inaccurate or imprecise.

U (##): The analyte was analyzed for, but was not detected at a level greater than or equal to the level of the RL (##) or the sample concentration for results impacted by blank contamination.

J: The analyte was positively identified and the associated numerical value is the approximate concentration of the analyte in the sample.

ND: Not detected above the laboratory quantification limit shown

Table 4-12
Analytical Results – Detected Metals
Subsurface Soil
Remedial Investigation
South Brooklyn Marine Terminal
269 37th Street, Brooklyn, NY

Client Sample ID:	Unit	NY Industrial SCO w/CP-51 (10/10)(6 NYCRR 375-6 12/06)	SBMT-SB-33-5.5-7.5	SBMT-SB-DUP04	SBMT-SB-33-13-15	SBMT-SB-34-03-05	SBMT-SB-34-13-15	SBMT-SB-35-05-07	SBMT-SB-35-13-15	SBMT-SB-36-06-08	SBMT-SB-36-13-15	SBMT-SB-37-05-07	SBMT-SB-37-13-15	SBMT-SB-38-06-08
Lab Sample ID:			JD58178-3	JD58178-5	JD58178-4	JD58178-6	JD58178-7	JD58178-8	JD58178-9	JD58238-1	JD58238-2	JD58238-3	JD58238-4	JD58238-6
Date Sampled:			1/4/2023	1/4/2023	1/4/2023	1/4/2023	1/4/2023	1/4/2023	1/4/2023	1/5/2023	1/5/2023	1/5/2023	1/5/2023	1/5/2023
Matrix:			Soil	Soil	Soil	Soil	Soil	Soil	Soil	Soil	Soil	Soil	Soil	Soil
Metals (mg/kg)														
Aluminum	mg/kg	-	7290	6670	4930	7340	5710	6920	7600	6830 J	6800	5970	5860	5960
Antimony	mg/kg	-	ND	ND	ND	ND	ND	ND	ND	ND	ND	ND	ND	ND
Arsenic	mg/kg	16	3.9	4	1.9	7.8	5.1	4.4	2.9	3.7	4.9	2.9	3	9.1
Barium	mg/kg	10000	41.3	43.8	34.6	76.9	74.7	39.5	36.8	51.3	55	40.8	39.2	57.6
Beryllium	mg/kg	2700	0.68	0.63	0.47	0.82	0.67	0.49	0.54	0.62	0.69	0.59	0.56	0.53
Cadmium	mg/kg	60	ND	ND	ND	ND	ND	ND	ND	ND	ND	ND	ND	ND
Calcium	mg/kg	-	1430	1390	3520	1540	2660	2060	1510	4390 J	2820	2730	2260	4400
Chromium	mg/kg	-	17.7	15.3	12.2	16.1	12.4	15	12.3	15.2	18	14.4	16.9	15.4
Cobalt	mg/kg	-	6.5	6	ND	7	5.5	ND	4.7	5.9	ND	5.6	ND	6.4
Copper	mg/kg	10000	19.6	19.1	9.1	17.3	14.1	21.1	11.6	19.8	22	12.6	14.6	41.8
Iron	mg/kg	-	14700	14200	9680	14500	11600	15600	12300	14200	13400	11700	11100	35100
Lead	mg/kg	3900	20.8	15.3	6.6	17.3	10.2	43.7	11.3	38.6	38	17.5	23.6	219
Magnesium	mg/kg	-	2930	2730	2470	3000	2660	2360	2430	3290	3140	2840	2680	3210
Manganese	mg/kg	10000	211	223	242	297	203	211	330	212	234	197	158	271
Mercury	mg/kg	5.7	ND	ND	ND	ND	ND	0.095	ND	0.29 J	0.25 J	ND	ND	0.16
Nickel	mg/kg	10000	22.4	19	11	16.3	14.7	17.9	12	17.3	18.6	15.8	20.2	22.6
Potassium	mg/kg	-	1680	1500	1040	1670	1080	ND	971	1320 J	1550	1280	1110	1140
Selenium	mg/kg	6800	ND	ND	ND	ND	ND	ND	ND	ND	ND	ND	ND	ND
Silver	mg/kg	6800	ND	ND	ND	ND	ND	ND	ND	0.58	ND	ND	ND	ND
Sodium	mg/kg	-	ND	ND	ND	ND	1590	ND	ND	1790	ND	ND	ND	ND
Vanadium	mg/kg	-	28.1	23.8	16.5	24.4	21.1	19.7	20.2	20.4	21.3	19.1	19.4	21.2
Zinc	mg/kg	10000	47.8	43.7	26.6	43.1	32.1	52.9	36.6	54.4	46.5	39.9	42.1	167
General Chemistry														
Cyanide	mg/kg	10000	ND	ND	ND	ND	ND	ND	ND	ND	ND	ND	ND	ND
Solids, Percent	%	-	89.8	90.1	80.2	89.1	78.8	86.6	79.6	87.6	85.8	88.6	87	89.9
Total Organic Carbon	mg/kg	-	6440	11100	1120	7950	9910	76200	1210	13800	3080	1730	1690	10600

Footnotes:

Values shaded blue detected above laboratory quantification limit shown
Values shaded in green indicate exceedance of the NY Protection of Groundwater standard
Values shaded in yellow indicate exceedance of the NYSDEC Industrial SCO
Values shaded in pink indicate exceedance of and NYSDEC Industrial SCO standard and the NYDEC Protection of Groundwater standard
mg/kg: miligram per kilogram
SCO - Soil Cleanup Objective
"-" : No Criteria
UJ:The analyte was not detected at a level greater than or equal to the reporting limit; however, the reported reporting limit is approximate and may be inaccurate or imprecise.
U (##): The analyte was analyzed for, but was not detected at a level greater than or equal to the level of the RL (##) or the sample concentration for results impacted by blank contamination.
J: The analyte was positively identified and the associated numerical value is the approximate concentration of the analyte in the sample.
ND: Not detected above the laboratory quantification limit shown

Table 4-12
Analytical Results – Detected Metals
Subsurface Soil
Remedial Investigation
South Brooklyn Marine Terminal
269 37th Street, Brooklyn, NY

Client Sample ID:	Unit	NY Industrial SCO w/CP-51 (10/10)(6 NYCRR 375-6 12/06)	SBMT-SB-DUP 05	SBMT-SB-39-03-05	SBMT-SB-39-08-10	SBMT-SB-40-02-04	SBMT-SB-40-08-10	SBMT-SB-41-7.5-9.5	SBMT-SB-42-03-05	SBMT-SB-43-06-08	SBMT-SB-44-6.5-8.5	SBMT-SB-45-7.5-9.5	SBMT-SB-46-7.5-9.5	SBMT-SB-47-08-10	SBMT-SB-48-08-10	SBMT-SB-49-03-05	SBMT-SB-49-13-15	SBMT-SB-50-03-05
Lab Sample ID:			JD58238-5	JD58238-7	JD58238-8	JD58280-1	JD58280-2	JD59244-1	JD59244-2	JD59244-3	JD59284-1	JD59284-2	JD59284-3	JD59284-4	JD59391-1	JD59391-2	JD59391-3	JD59391-4
Date Sampled:			1/5/2023	1/5/2023	1/5/2023	1/6/2023	1/6/2023	1/25/2023	1/25/2023	1/25/2023	1/26/2023	1/26/2023	1/26/2023	1/26/2023	1/27/2023	1/27/2023	1/27/2023	1/27/2023
Matrix:			Soil	Soil	Soil	Soil	Soil	Soil	Soil	Soil	Soil	Soil	Soil	Soil	Soil	Soil	Soil	Soil
Metals (mg/kg)																		
Aluminum	mg/kg	-	5410	6440	5670	9870 J	7200	6220	6100	6820	6180	7150	7200	5510	6140	7700	7710	7010
Antimony	mg/kg	-	ND	ND	ND	ND	ND	ND	ND	ND	ND	ND	ND	ND	ND	ND	ND	ND
Arsenic	mg/kg	16	10.8	3.9	2.8	5.6	6.1	6.5	8.3	6.9	8.4	7.3	8.2	13.1	7.7	4.6	7.4	3.7
Barium	mg/kg	10000	62.5	49.4	33.1	118	39.5	71.2	58.9	69.9	82.3	90.3	87.9	195	85.9	44	55.9	44
Beryllium	mg/kg	2700	0.54	0.49	0.53	ND	0.63	0.44	0.4	0.47	0.5	0.53	0.58	0.68	0.47	0.51	0.81	0.59
Cadmium	mg/kg	60	ND	ND	ND	ND	ND	ND	ND	ND	ND	ND	ND	ND	ND	ND	ND	ND
Calcium	mg/kg	-	7110	2160	1180	10600 J	1380	6420	6640	5510	5720	11500	5870	22600	7930	1210	4280	10600
Chromium	mg/kg	-	14.8	17	12.8	20.1	16.1	16.4	12.5	15.4	15.3	15.7	17.9	11.7	14.4	14.1	64.5	24.8
Cobalt	mg/kg	-	7.3	ND	ND	10.8	6.2	5.6	6	6.9	5.8	ND	6.3	7.3	6.4	5.8	11.2	6.5
Copper	mg/kg	10000	43.2	14.7	11.1	56.7 J	17.6	36.3	28.5	33.3	35.6	38	52.4	150	46.8	28.3	23.2	20.3
Iron	mg/kg	-	39100	12300	10900	27500	14000	13400	15400	14200	15100	14200	16500	18000	15100	14700	19700	12600
Lead	mg/kg	3900	342	50.1	12.9	44	28.9	167	101	110	151	100	155	639	113	44.6	37.1	30.2
Magnesium	mg/kg	-	3980	2740	2460	5370 J	3000	2910	2850	2830	2420	3130	2670	2090	3740	2370	5020	4440
Manganese	mg/kg	10000	223	249	178	178	278	209	272	270	228	171	226	305	241	181	389	247
Mercury	mg/kg	5.7	0.16	0.11	ND	0.22	0.078	0.4	1	0.25	0.25	0.11	0.27	0.088	0.28 J	0.15	0.041	0.12
Nickel	mg/kg	10000	21.9	13.3	11	18	18.4	22.4	21.7	21.5	19.9	18.6	22.1	18.4	20.7	15.2	95.8	52.8
Potassium	mg/kg	-	ND	ND	1370	4360	1690	1160	ND	1260	ND	1620	1270	ND	1110	ND	1610	1530
Selenium	mg/kg	6800	ND	ND	ND	ND	ND	ND	ND	ND	ND	ND	ND	ND	ND	ND	ND	ND
Silver	mg/kg	6800	ND	ND	ND	ND	0.59	ND	ND	ND	ND	ND	ND	ND	ND	ND	0.71	0.58
Sodium	mg/kg	-	ND	ND	ND	ND	1720	ND	ND	ND	ND	ND	ND	ND	ND	ND	ND	ND
Vanadium	mg/kg	-	20	18.1	18.5	26.2	22.3	20.5	19.9	21.6	20	22.7	23.5	18	20.1	20.3	31.1	26.4
Zinc	mg/kg	10000	227	46.7	31.9	74.6	48.6	115	123	107	153	119	140	169	124	75.6	72.8	54.2
General Chemistry																		
Cyanide	mg/kg	10000	ND	ND	ND	ND	ND	ND	ND	ND	ND	ND	ND	ND	0.41	0.29	0.31	0.37
Solids, Percent	%	-	89.4	87.8	88.3	90.1	79.3	88.4	91.8	88.9	87	81.2	89.9	86	89.8	87.9	86.7	84.5
Total Organic Carbon	mg/kg	-	12400	8430	523	4800	4610	27300	25100	27600	58800	33500	20100	44900	35000	6490	3530	26700

Footnotes:

Values shaded blue detected above laboratory quantification limit shown
Values shaded in green indicate exceedance of the NY Protection of Groundwater standard
Values shaded in yellow indicate exceedance of the NYSDEC Industrial SCO
Values shaded in pink indicate exceedance of and NYSDEC Industrial SCO standard and the NYDEC Protection of Groundwater standard
mg/kg: miligram per kilogram
SCO - Soil Cleanup Objective
"-" : No Criteria
UJ:The analyte was not detected at a level greater than or equal to the reporting limit; however, the reported reporting limit is approximate and may be inaccurate or imprecise.
U (##): The analyte was analyzed for, but was not detected at a level greater than or equal to the level of the RL (##) or the sample concentration for results impacted by blank contamination.
J: The analyte was positively identified and the associated numerical value is the approximate concentration of the analyte in the sample.
ND: Not detected above the laboratory quantification limit shown

Table 4-12
Analytical Results – Detected Metals
Subsurface Soil
Remedial Investigation
South Brooklyn Marine Terminal
269 37th Street, Brooklyn, NY

Client Sample ID:	Unit	NY Industrial SCO w/CP-51 (10/10)(6 NYCRR 375-6 12/06)	SBMT-SB-50-13-15	SBMT-CS-A-04-06	SBMT-CS-B-04-06	SBMT-CS-C-04-06	SBMT-CS-D-07-09	SBMT-CS-E2-04-06	SBMT-CS-E1-04-06	SBMT-CS-F-05-07	SBMT-CS-G-5.5-7.5	SBMT-CS-J-04-06	SBMT-SB-DUP 06	SBMT-CS-K-03-05	SBMT-CS-L-04-06	SBMT-CS-M-03-05	SBMT-CS-N-03-05
Lab Sample ID:			JD59391-5	JD59109-2	JD59109-3	JD59109-4	JD59158-1	JD59158-2	JD59158-3	JD59109-1	JD58960-4	JD58960-2	JD58960-3	JD59042-1	JD58960-1	JD58888-3	JD58888-2
Date Sampled:			1/27/2023	1/23/2023	1/23/2023	1/23/2023	1/24/2023	1/24/2023	1/24/2023	1/23/2023	1/19/2023	1/19/2023	1/19/2023	1/20/2023	1/19/2023	1/18/2023	1/18/2023
Matrix:			Soil	Soil	Soil	Soil	Soil	Soil	Soil	Soil	Soil	Soil	Soil	Soil	Soil	Soil	Soil
Metals (mg/kg)																	
Aluminum	mg/kg	-	7350	4760	7530	4860	6960	6590	7100	3210	9840	4020	15300	10100 J	7360	6900	6090
Antimony	mg/kg	-	ND	ND	2.3 UJ	ND	ND	ND	ND	ND	ND	ND	ND	10 UJ	ND	ND	ND
Arsenic	mg/kg	16	4.7	3.4	8.2	4.8	3.7	3.7	6.5	3.4	5.1	3.9	24.4	17.2	5.1	4.4	6.1
Barium	mg/kg	10000	52.8	27.4	126	42.6	42.3	35.4	43.3	ND	52.1	ND	261	154	205	177	74.8
Beryllium	mg/kg	2700	0.51	0.33	0.57	0.42	0.41	0.45	0.47	ND	0.6	ND	1.1	0.51	0.4	0.37	0.41
Cadmium	mg/kg	60	ND	ND	ND	ND	ND	ND	1	ND	ND	ND	ND	ND	0.55	0.53	ND
Calcium	mg/kg	-	1640	1450	12200	5490	2650	854	52000	ND	4750	16500	23100	21700	24300	27100	11200
Chromium	mg/kg	-	15.7	10.1	18.5	16.1	14.1	22	14.8	7.1	17.3	10	94.8	57.7	23.2	27.6	13.5
Cobalt	mg/kg	-	6	ND	6.8	ND	6.3	ND	5.9	ND	ND	ND	18.3	14.1	ND	ND	5.2
Copper	mg/kg	10000	22.3	10.8	59.2	31.1	17.6	33.5	28	3.6	18.6	11.7	445	87.6	45.8	46.2	25.3
Iron	mg/kg	-	14800	10900	16400	12300	12400	13800	15500	8480	15100	9830	84400	63200	13100	14100	10000
Lead	mg/kg	3900	97.6	10.7	183	113	46.2	14.1	103	4.3	62.9	41.7	1910	1280	145	114	114
Magnesium	mg/kg	-	2550	2150	2790	2540	2760	2780	2360	1290	3630	2100	4450	10500 J	3680	4370	2810
Manganese	mg/kg	10000	306	172	260	167	231	128	212	68.1	224	94.4	585	629	204	195	240
Mercury	mg/kg	5.7	0.079	ND	0.95 J	0.27	0.042	ND	0.38	ND	0.089	0.23	0.43	0.2	0.99	0.9	0.22
Nickel	mg/kg	10000	24.2	16.2	25.7	19.6	25.3	25.5	16.3	7.6	20.9	11.7	69.9	42.9	23.5	30	17.8
Potassium	mg/kg	-	1120	ND	1200	ND	ND	1720	ND	ND	ND	ND	1930	2410	1110	989	942
Selenium	mg/kg	6800	ND	ND	ND	ND	ND	ND	ND	ND	ND	ND	ND	ND	ND	ND	ND
Silver	mg/kg	6800	0.58	ND	ND	ND	ND	ND	ND	ND	ND	ND	5.2	3.2	1.7	ND	ND
Sodium	mg/kg	-	ND	ND	ND	ND	ND	ND	ND	ND	ND	ND	ND	ND	ND	ND	1800
Vanadium	mg/kg	-	20.6	13.8	22.1	17.2	19.3	23.5	20.3	9.4	26.1	10.1	48.9	28.1	20.3	20.5	17.5
Zinc	mg/kg	10000	57.1	30.6	198	76.8	42.6	51.2	353	19.1	52.9	35.3	325	244	206	220	93.7
General Chemistry																	
Cyanide	mg/kg	10000	0.29	ND	ND	ND	ND	0.32	ND	ND	ND	ND	ND	ND	ND	ND	ND
Solids, Percent	%	-	79.2	93.4	95.8	95.7	85.6	88.1	92	92.1	144.3	131.9	65.3	90.3	77.8	93.3	88.1
Total Organic Carbon	mg/kg	-	9500	296	476	1020	79000	81500	17900	658	40300	3770	7990	7970	6010	10800	10800

Footnotes:

Values shaded blue detected above laboratory quantification limit shown

Values shaded in green indicate exceedance of the NY Protection of Groundwater standard

Values shaded in yellow indicate exceedance of the NYSDEC Industrial SCO

Values shaded in pink indicate exceedance of and NYSDEC Industrial SCO standard and the NYDEC Protection of Groundwater standard

mg/kg: miligram per kilogram

SCO - Soil Cleanup Objective

"-" : No Criteria

UJ:The analyte was not detected at a level greater than or equal to the reporting limit; however, the reported reporting limit is approximate and may be inaccurate or imprecise.

U (##): The analyte was analyzed for, but was not detected at a level greater than or equal to the level of the RL (##) or the sample concentration for results impacted by blank contamination.

J: The analyte was positively identified and the associated numerical value is the approximate concentration of the analyte in the sample.

ND: Not detected above the laboratory quantification limit shown

Table 4-12
Analytical Results – Detected Metals
Subsurface Soil
Remedial Investigation
South Brooklyn Marine Terminal
269 37th Street, Brooklyn, NY

Client Sample ID:	Unit	NY Industrial SCO w/CP-51 (10/10)(6 NYCRR 375-6 12/06)	SBMT-CS-P-04-06	SBMT-CS-Q-04-06	SBMT-CS-R-03-05	SBMT-CS-S-04-06	SBMT-TP-01-04-06	SBMT-TP-02-3.5-5.5	SBMT-TP-03-3.5-5.5
Lab Sample ID:			JD58888-1	JD59042-4	JD59042-3	JD59042-2	JD58827-3	JD58827-1	JD58827-2
Date Sampled:			1/18/2023	1/20/2023	1/20/2023	1/20/2023	1/17/2023	1/17/2023	1/17/2023
Matrix:			Soil	Soil	Soil	Soil	Soil	Soil	Soil
Metals (mg/kg)									
Aluminum	mg/kg	-	7960	10600	7100	8620	3190	1320	6280 J
Antimony	mg/kg	-	ND	ND	2.4	ND	ND	ND	2660
Arsenic	mg/kg	16	4.8	4.6	17.3	4.6	17.7	23.5	33.3
Barium	mg/kg	10000	180	93.6	703	29.8	198	120	3300
Beryllium	mg/kg	2700	0.43	0.54	0.43	0.41	0.63	ND	0.42
Cadmium	mg/kg	60	0.58	ND	ND	0.68	ND	ND	ND
Calcium	mg/kg	-	31900	64400	22500	827	2970	831	13900
Chromium	mg/kg	-	16.2	15.1	22.7	13.7	6.6	4.2	43.5
Cobalt	mg/kg	-	ND	ND	6	4.5	7.4	ND	10.5
Copper	mg/kg	10000	50.2	333	42.7	9.5	95.8	79.5	582 J
Iron	mg/kg	-	12500	11600	35900	14700	9860	9520	126000
Lead	mg/kg	3900	143	70.7	4430	34	115	71.9	1390
Magnesium	mg/kg	-	5600	33000	2120	1830	ND	ND	5290 J
Manganese	mg/kg	10000	230	249	308	82.9	318	28.8	712 J
Mercury	mg/kg	5.7	1.3	0.35	0.73 J	ND	ND	ND	1220
Nickel	mg/kg	10000	20.4	16.3	17.7	11.5	14.9	9.9	31.8
Potassium	mg/kg	-	1120	ND	ND	900	ND	ND	ND
Selenium	mg/kg	6800	ND	ND	ND	ND	ND	ND	ND
Silver	mg/kg	6800	ND	ND	ND	ND	ND	ND	ND
Sodium	mg/kg	-	1320	2110	ND	ND	ND	ND	ND
Vanadium	mg/kg	-	27.4	31.7	20.5	18.7	13.1	8.7	24.6
Zinc	mg/kg	10000	220	122	532	166	80.1	44	7710
General Chemistry									
Cyanide	mg/kg	10000	ND	ND	ND	ND	ND	ND	ND
Solids, Percent	%	-	85.7	86	90.7	88.1	85.2	88.5	87.8
Total Organic Carbon	mg/kg	-	9280	1060	1780	862	1350	6710	18400

Footnotes:

Values shaded blue detected above laboratory quantification limit shown
Values shaded in green indicate exceedance of the NY Protection of Groundwater standard
Values shaded in yellow indicate exceedance of the NYSDEC Industrial SCO
Values shaded in pink indicate exceedance of and NYSDEC Industrial SCO standard and the NYDEC Protection of Groundwater standard
mg/kg: miligram per kilogram
SCO - Soil Cleanup Objective
"-" : No Criteria
UJ:The analyte was not detected at a level greater than or equal to the reporting limit; however, the reported reporting limit is approximate and may be inaccurate or imprecise.
U (##): The analyte was analyzed for, but was not detected at a level greater than or equal to the level of the RL (##) or the sample concentration for results impacted by blank contamination.
J: The analyte was positively identified and the associated numerical value is the approximate concentration of the analyte in the sample.
ND: Not detected above the laboratory quantification limit shown

Table 4-13
Analytical Results – Detected Volatile Organic Compounds
Groundwater
Remedial Investigation
South Brooklyn Marine Terminal
269 37th Street, Brooklyn, NY

Client Sample ID:	NYSDEC Ambient Water Quality Standards and Guidance Values*	SBMT-MW01-GW01	SBMT-GWFD-02082023	SBMT-MW02-GW01	SBMT-MW03-GW01	SBMT-MW04-GW01	SBMT-MW05-GW01	SBMT-MW06-GW01	SBMT-MW07-GW01
Lab Sample ID:		JD59989-4	JD59989-1	JD60049-2	JD60049-3	JD59989-6	JD60049-4	JD60049-7	JD59989-3
Date Sampled:		2/8/2023	2/8/2023	2/8/2023	2/9/2023	2/8/2023	2/9/2023	2/9/2023	2/8/2023
Matrix:		Groundwater	Duplicate MW-01	Groundwater	Groundwater	Groundwater	Groundwater	Groundwater	Groundwater
Volatiles Organic Compounds (ug/l)									
Benzene	1	ND (0.43)	ND (0.43)	ND (0.43)	ND (0.43)	ND (0.43)	ND (0.43)	**1.2**	ND (0.43)
Carbon disulfide	-	ND (0.46)	ND (0.46)	ND (0.46)	ND (0.46)	ND (0.46)	ND (0.46)	ND (0.46)	ND (0.46)
Chloroform	7	ND (0.50)	ND (0.50)	ND (0.50)	ND (0.50)	ND (0.50)	ND (0.50)	ND (0.50)	ND (0.50)
Cyclohexane	-	ND (0.78)	ND (0.78)	ND (0.78)	ND (0.78)	ND (0.78)	ND (0.78)	27	ND (0.78)
Ethylbenzene	5	ND (0.60)	ND (0.60)	ND (0.60)	ND (0.60)	ND (0.60)	ND (0.60)	ND (0.60)	ND (0.60)
Isopropylbenzene	5	ND (0.65)	ND (0.65)	ND (0.65)	ND (0.65)	ND (0.65)	ND (0.65)	0.69 J	ND (0.65)
Methylcyclohexane	-	ND (0.60)	ND (0.60)	ND (0.60)	ND (0.60)	ND (0.60)	ND (0.60)	19.1	ND (0.60)
Methyl Tert Butyl Ether	-	ND (0.51)	ND (0.51)	ND (0.51)	ND (0.51)	ND (0.51)	ND (0.51)	ND (0.51)	ND (0.51)
Toluene	5	ND (0.49)	ND (0.49)	ND (0.49)	ND (0.49)	ND (0.49)	ND (0.49)	ND (0.49)	ND (0.49)
m,p-Xylene	-	ND (0.78)	ND (0.78)	ND (0.78)	ND (0.78)	ND (0.78)	ND (0.78)	ND (0.78)	ND (0.78)
Xylene (total)	5	ND (0.59)	ND (0.59)	ND (0.59)	ND (0.59)	ND (0.59)	ND (0.59)	ND (0.59)	ND (0.59)

Footnotes:
Values shaded blue detected above quantitation limit
Values shaded in orange exceeded the NYSDEC Ground Water Quality Standards
µg/L - micrograms per liter
NYSDEC - New York State Department of Environmental Conservation
*Ambient water quality guidance value
J - The analyte was positively identified and the associated numerical value is the approximate concentration of the analyte in the sample.
J+ -The analyte was positively identified and the associated numerical value is the approximate concentration of the analyte in the sample with potential high bias.
"-" No criteria
ND- Indicates that the analyte was not detected above the sample-specific reporting limit

Table 4-13
Analytical Results – Detected Volatile Organic Compounds
Groundwater
Remedial Investigation
South Brooklyn Marine Terminal
269 37th Street, Brooklyn, NY

Client Sample ID:	NYSDEC Ambient Water Quality Standards and Guidance Values*	SBMT-MW08-GW01	SBMT-MW09-GW01	SBMT-MW10-GW01	SBMT-GWFB-02082023	SBMT-GWTB 02082023
Lab Sample ID:		JD60049-1	JD60049-5	JD60049-6	JD59989-5	JD59989-2
Date Sampled:		2/8/2023	2/9/2023	2/9/2023	2/8/2023	2/8/2023
Matrix:		Groundwater	Groundwater	Groundwater	Field Blank	Trip Blank
Volatiles Organic Compounds (ug/l)						
Benzene	1	0.79	ND (0.43)	ND (0.43)	ND (0.43)	ND (0.43)
Carbon disulfide	-	1.0 J	ND (0.46)	ND (0.46)	ND (0.46)	ND (0.46)
Chloroform	7	ND (0.50)	ND (0.50)	ND (0.50)	ND (0.50)	**8.1 J+**
Cyclohexane	-	ND (0.78)	ND (0.78)	ND (0.78)	ND (0.78)	ND (0.78)
Ethylbenzene	5	0.72 J	ND (0.60)	ND (0.60)	ND (0.60)	ND (0.60)
Isopropylbenzene	5	ND (0.65)	ND (0.65)	ND (0.65)	ND (0.65)	ND (0.65)
Methylcyclohexane	-	ND (0.60)	ND (0.60)	ND (0.60)	ND (0.60)	ND (0.60)
Methyl Tert Butyl Ether	-	ND (0.51)	0.97 J	ND (0.51)	ND (0.51)	ND (0.51)
Toluene	5	0.50 J	ND (0.49)	ND (0.49)	ND (0.49)	ND (0.49)
m,p-Xylene	-	0.81 J	ND (0.78)	ND (0.78)	ND (0.78)	ND (0.78)
Xylene (total)	5	0.81 J	ND (0.59)	ND (0.59)	ND (0.59)	ND (0.59)

Footnotes:
Values shaded blue detected above quantitation limit
Values shaded in orange exceeded the NYSDEC Ground Water Quality Standards
µg/L - micrograms per liter
NYSDEC - New York State Department of Environmental Conservation
*Ambient water quality guidance value
J - The analyte was positively identified and the associated numerical value is the approximate concentration of the analyte in the sample.
J+ -The analyte was positively identified and the associated numerical value is the approximate concentration of the analyte in the sample with potential high bias.
"-" No criteria
ND- Indicates that the analyte was not detected above the sample-specific reporting limit

Table 4-14
Analytical Results –PFAS Compounds
Groundwater
Remedial Investigation
South Brooklyn Marine Terminal
269 37th Street, Brooklyn, NY

Client Sample ID:	NYSDEC Ambient Water Quality Standards and Guidance Values*	SBMT-MW01-GW01	SBMT-GWFD-02082023	SBMT-MW02-GW01	SBMT-MW03-GW01	SBMT-MW04-GW01	SBMT-MW05-GW01
Lab Sample ID:		JD59989-4	JD59989-1	JD60049-2	JD60049-3	JD59989-6	JD60049-4
Date Sampled:		2/8/2023	2/8/2023	2/8/2023	2/9/2023	2/8/2023	2/9/2023
Matrix:		Groundwater	Duplicate MW-01	Groundwater	Groundwater	Groundwater	Groundwater
PFAS Compounds (ug/L)							
Perfluorobutanoic acid	-	ND (0.033)	ND (0.033)	0.0049 J	ND (0.033)	0.0098	0.0045 J
Perfluoropentanoic acid	-	ND (0.0083)	ND (0.0083)	0.0079	0.0099 J	0.0071	0.0025 J
Perfluorohexanoic acid	-	ND (0.0042)	ND (0.0042)	0.0028	0.0101 J	0.0071	0.0023
Perfluoroheptanoic acid	-	ND (0.0042)	ND (0.0042)	0.003	ND (0.0042)	0.0097	0.0022
Perfluorooctanoic acid	0.0067	**0.0296**	**0.0237**	**0.0119**	**0.025**	**0.0361**	**0.0097**
Perfluorononanoic acid	-	ND (0.0051)	ND (0.0051)	ND (0.00054)	ND (0.0051)	0.0023	0.0017 J
Perfluorodecanoic acid	-	ND (0.0042)	ND (0.0042)	ND (0.00045)	ND (0.0042)	ND (0.00044)	0.0021
Perfluoroundecanoic acid	-	ND (0.0050)	ND (0.0050)	ND (0.00054)	ND (0.0050)	ND (0.00053)	ND (0.00053)
Perfluorododecanoic acid	-	ND (0.0050)	ND (0.0050)	ND (0.00054)	ND (0.0050)	ND (0.00053)	ND (0.00053)
Perfluorotridecanoic acid	-	ND (0.0070)	ND (0.0070)	ND (0.00075)	ND (0.0070)	ND (0.00074)	ND (0.00074)
Perfluorotetradecanoic acid	-	ND (0.0042)	ND (0.0042)	ND (0.00045)	ND (0.0042)	ND (0.00044)	ND (0.00044)
Perfluorobutanesulfonic acid	-	ND (0.0083)	ND (0.0083)	0.0018	0.0231	0.0029	0.0016 J
Perfluoropentanesulfonic acid	-	ND (0.0093)	ND (0.0093)	ND (0.0010)	ND (0.0093)	ND (0.00098)	ND (0.00098)
Perfluorohexanesulfonic acid	-	ND (0.0083)	ND (0.0083)	ND (0.00089)	ND (0.0083)	ND (0.00088)	0.0012 J
Perfluoroheptanesulfonic acid	-	ND (0.0083)	ND (0.0083)	ND (0.00089)	ND (0.0083)	ND (0.00088)	ND (0.00088)
Perfluorooctanesulfonic acid	0.0027	**0.0228**	**0.0269**	**0.0029**	ND (0.0083)	**0.0056**	**0.0481**
Perfluorononanesulfonic acid	-	ND (0.0083)	ND (0.0083)	ND (0.00089)	ND (0.0083)	ND (0.00088)	ND (0.00088)
Perfluorodecanesulfonic acid	-	ND (0.0083)	ND (0.0083)	ND (0.00089)	ND (0.0083)	ND (0.00088)	ND (0.00088)
Perfluorododecanesulfonic acid	-	ND (0.0095)	ND (0.0095)	ND (0.0010)	ND (0.0095)	ND (0.0010)	ND (0.0010)
4:2 Fluorotelomer sulfonate	-	ND (0.033)	ND (0.033)	ND (0.0036)	ND (0.033)	ND (0.0035)	ND (0.0035)
6:2 Fluorotelomer sulfonate	-	ND (0.033)	ND (0.033)	0.0065 J	ND (0.033)	0.0078	ND (0.0035)
8:2 Fluorotelomer sulfonate	-	ND (0.034)	ND (0.034)	ND (0.0037)	ND (0.034)	ND (0.0036)	ND (0.0036)
PFOSA	-	ND (0.0083)	ND (0.0083)	ND (0.00089)	ND (0.0083)	ND (0.00088)	0.0075
MeFOSA	-	ND (0.0083) U	ND (0.0083) U	ND (0.00089)	ND (0.0083)	ND (0.00088) U	ND (0.00088)
EtFOSA	-	ND (0.0083) U	ND (0.0083) U	ND (0.00089)	ND (0.0083)	ND (0.00088) U	ND (0.00088)
MeFOSAA	-	ND (0.0083)	ND (0.0083)	ND (0.00089)	ND (0.0083)	ND (0.00088)	ND (0.00088)
EtFOSAA	-	ND (0.011)	ND (0.011)	ND (0.0012)	ND (0.011)	ND (0.0012)	0.0092
MeFOSE	-	ND (0.083) U	ND (0.083) U	ND (0.0089)	ND (0.083)	ND (0.0088) U	ND (0.0088)
EtFOSE	-	ND (0.083) U	ND (0.083) U	ND (0.0089)	ND (0.083)	ND (0.0088) U	ND (0.0088)
HFPO-DA (GenX)	-	ND (0.017)	ND (0.017)	ND (0.0018)	ND (0.017)	ND (0.0018)	ND (0.0018)
ADONA	-	ND (0.017)	ND (0.017)	ND (0.0018)	ND (0.017)	ND (0.0018)	ND (0.0018)
PFMPA	-	ND (0.0083)	ND (0.0083)	ND (0.00089)	ND (0.0083)	ND (0.00088)	ND (0.00088)
PFMBA	-	ND (0.0095)	ND (0.0095)	ND (0.0010)	ND (0.0095)	ND (0.0010)	ND (0.0010)
NFDHA	-	ND (0.010)	ND (0.010)	ND (0.0011)	ND (0.010)	ND (0.0011)	ND (0.0011)
9Cl-PF3ONS (F-53B Major)	-	ND (0.017)	ND (0.017)	ND (0.0018)	ND (0.017)	ND (0.0018)	ND (0.0018)
11Cl-PF3OUdS (F-53B Minor)	-	ND (0.017)	ND (0.017)	ND (0.0018)	ND (0.017)	ND (0.0018)	ND (0.0018)
PFEESA	-	ND (0.0083)	ND (0.0083)	ND (0.00089)	ND (0.0083)	ND (0.00088)	ND (0.00088)
3:3 Fluorotelomer carboxylate	-	ND (0.042)	ND (0.042)	ND (0.0045)	ND (0.042)	ND (0.0044)	ND (0.0044)
5:3 Fluorotelomer carboxylate	-	ND (0.083)	ND (0.083)	ND (0.0089)	ND (0.083)	ND (0.0088)	ND (0.0088)
7:3 Fluorotelomer carboxylate	-	ND (0.083)	ND (0.083)	ND (0.0089)	ND (0.083)	ND (0.0088)	ND (0.0088)

Footnotes:
Values shaded blue detected above quantitation limit
Values shaded in orange exceeded the NYSDEC Ground Water Quality Standards
µg/L - micrograms per liter
NYSDEC - New York State Department of Environmental Conservation
*Ambient water quality guidance value
J - The analyte was positively identified and the associated numerical value is the approximate concentration of the analyte in the sample.
"-" No criteria
ND- Indicates that the analyte was not detected above the sample-specific reporting limit
U: The analyte was analyzed for, but was not detected at a level greater than or equal to the level of the RL or the sample concentration for results impacted by blank contamination.

Table 4-14
Analytical Results –PFAS Compounds
Groundwater
Remedial Investigation
South Brooklyn Marine Terminal
269 37th Street, Brooklyn, NY

Client Sample ID:	NYSDEC Ambient Water Quality Standards and Guidance Values*	SBMT-MW06-GW01	SBMT-MW07-GW01	SBMT-MW08-GW01	SBMT-MW09-GW01	SBMT-MW10-GW01	SBMT-GWFB-02082023
Lab Sample ID:		JD60049-7	JD59989-3	JD60049-1	JD60049-5	JD60049-6	JD59989-5
Date Sampled:		2/9/2023	2/8/2023	2/8/2023	2/9/2023	2/9/2023	2/8/2023
Matrix:		Groundwater	Groundwater	Groundwater	Groundwater	Groundwater	Field Blank
PFAS Compounds (ug/L)							
Perfluorobutanoic acid	-	0.0133	0.0052 J	0.0141	ND (0.033)	ND (0.033)	ND (0.0036)
Perfluoropentanoic acid	-	0.0145	0.0028 J	0.0196	0.0169 J	ND (0.0083)	ND (0.00089)
Perfluorohexanoic acid	-	0.0247	0.0034	ND (0.00044)	0.0251	0.0080 J	ND (0.00045)
Perfluoroheptanoic acid	-	0.0098	0.0116	0.0021	0.0081 J	ND (0.0042)	ND (0.00045)
Perfluorooctanoic acid	0.0067	**0.0403**	**0.0403**	**0.02**	**0.043**	**0.0181**	ND (0.00045)
Perfluorononanoic acid	-	0.002	ND (0.00054)	ND (0.00054)	ND (0.0051)	ND (0.0051)	ND (0.00054)
Perfluorodecanoic acid	-	ND (0.00044)	ND (0.00045)	ND (0.00044)	ND (0.0042)	ND (0.0042)	ND (0.00045)
Perfluoroundecanoic acid	-	ND (0.00053)	ND (0.00054)	ND (0.00053)	ND (0.0050)	ND (0.0050)	ND (0.00054)
Perfluorododecanoic acid	-	ND (0.00053)	ND (0.00054)	ND (0.00053)	ND (0.0050)	ND (0.0050)	ND (0.00054)
Perfluorotridecanoic acid	-	ND (0.00074)	ND (0.00075)	ND (0.00074)	ND (0.0070)	ND (0.0070)	ND (0.00075)
Perfluorotetradecanoic acid	-	ND (0.00044)	ND (0.00045)	ND (0.00044)	ND (0.0042)	ND (0.0042)	ND (0.00045)
Perfluorobutanesulfonic acid	-	0.0039	0.0011 J	0.0024	ND (0.0083)	ND (0.0083)	ND (0.00089)
Perfluoropentanesulfonic acid	-	ND (0.00098)	ND (0.0010)	ND (0.00098)	ND (0.0093)	ND (0.0093)	ND (0.0010)
Perfluorohexanesulfonic acid	-	0.0024	0.00098 J	ND (0.00088)	ND (0.0083)	ND (0.0083)	ND (0.00089)
Perfluoroheptanesulfonic acid	-	ND (0.00088)	ND (0.00089)	ND (0.00088)	ND (0.0083)	ND (0.0083)	ND (0.00089)
Perfluorooctanesulfonic acid	0.0027	**0.0299**	**0.0038**	**0.0097**	**0.0521**	ND (0.0083)	ND (0.00089)
Perfluorononanesulfonic acid	-	ND (0.00088)	ND (0.00089)	ND (0.00088)	ND (0.0083)	ND (0.0083)	ND (0.00089)
Perfluorodecanesulfonic acid	-	ND (0.00088)	ND (0.00089)	ND (0.00088)	ND (0.0083)	ND (0.0083)	ND (0.00089)
Perfluorododecanesulfonic acid	-	ND (0.0010)	ND (0.0010)	ND (0.0010)	ND (0.0095)	ND (0.0095)	ND (0.0010)
4:2 Fluorotelomer sulfonate	-	ND (0.0035)	ND (0.0036)	ND (0.0035)	ND (0.033)	ND (0.033)	ND (0.0036)
6:2 Fluorotelomer sulfonate	-	ND (0.0035)	0.0053 J	ND (0.0035)	ND (0.033)	ND (0.033)	ND (0.0036)
8:2 Fluorotelomer sulfonate	-	ND (0.0036)	ND (0.0037)	ND (0.0036)	ND (0.034)	ND (0.034)	ND (0.0037)
PFOSA	-	ND (0.00088)	ND (0.00089)	ND (0.00088)	ND (0.0083)	ND (0.0083)	ND (0.00089)
MeFOSA	-	ND (0.00088)	ND (0.00089) U	ND (0.00088)	ND (0.0083)	ND (0.0083)	ND (0.00089) U
EtFOSA	-	ND (0.00088)	ND (0.00089) U	ND (0.00088)	ND (0.0083)	ND (0.0083)	ND (0.00089) U
MeFOSAA	-	ND (0.00088)	ND (0.00089)	ND (0.00088)	ND (0.0083)	ND (0.0083)	ND (0.00089)
EtFOSAA	-	ND (0.0012)	ND (0.0012)	0.0057	ND (0.011)	ND (0.011)	ND (0.0012)
MeFOSE	-	ND (0.0088)	ND (0.0089) U	ND (0.0088)	ND (0.083)	ND (0.083)	ND (0.0089) U
EtFOSE	-	ND (0.0088)	ND (0.0089) U	ND (0.0088)	ND (0.083)	ND (0.083)	ND (0.0089) U
HFPO-DA (GenX)	-	ND (0.0018)	ND (0.0018)	ND (0.0018)	ND (0.017)	ND (0.017)	ND (0.0018)
ADONA	-	ND (0.0018)	ND (0.0018)	ND (0.0018)	ND (0.017)	ND (0.017)	ND (0.0018)
PFMPA	-	ND (0.00088)	ND (0.00089)	ND (0.00088)	ND (0.0083)	ND (0.0083)	ND (0.00089)
PFMBA	-	ND (0.0010)	ND (0.0010)	ND (0.0010)	ND (0.0095)	ND (0.0095)	ND (0.0010)
NFDHA	-	ND (0.0011)	ND (0.0011)	ND (0.0011)	ND (0.010)	ND (0.010)	ND (0.0011)
9Cl-PF3ONS (F-53B Major)	-	ND (0.0018)	ND (0.0018)	ND (0.0018)	ND (0.017)	ND (0.017)	ND (0.0018)
11Cl-PF3OUdS (F-53B Minor)	-	ND (0.0018)	ND (0.0018)	ND (0.0018)	ND (0.017)	ND (0.017)	ND (0.0018)
PFEESA	-	ND (0.00088)	ND (0.00089)	ND (0.00088)	ND (0.0083)	ND (0.0083)	ND (0.00089)
3:3 Fluorotelomer carboxylate	-	ND (0.0044)	ND (0.0045)	ND (0.0044)	ND (0.042)	ND (0.042)	ND (0.0045)
5:3 Fluorotelomer carboxylate	-	ND (0.0088)	ND (0.0089)	ND (0.0088)	ND (0.083)	ND (0.083)	ND (0.0089)
7:3 Fluorotelomer carboxylate	-	ND (0.0088)	ND (0.0089)	ND (0.0088)	ND (0.083)	ND (0.083)	ND (0.0089)

Footnotes:
Values shaded blue detected above quantitation limit
Values shaded in orange exceeded the NYSDEC Ground Water Quality Standards
µg/L - micrograms per liter
NYSDEC - New York State Department of Environmental Conservation
*Ambient water quality guidance value
J - The analyte was positively identified and the associated numerical value is the approximate concentration of the analyte in the sample.
"-" No criteria
ND- Indicates that the analyte was not detected above the sample-specific reporting limit
U: The analyte was analyzed for, but was not detected at a level greater than or equal to the level of the RL or the sample concentration for results impacted by blank contamination.

Table 4-15
Analytical Results – Detected Semi - Volatile Organic Compounds
Groundwater
Remedial Investigation
South Brooklyn Marine Terminal
269 37th Street, Brooklyn, NY

Client Sample ID:	NYSDEC Ambient Water Quality Standards and Guidance Values*	SBMT-MW01-GW01	SBMT-GWFD-02082023	SBMT-MW02-GW01	SBMT-MW03-GW01	SBMT-MW04-GW01	SBMT-MW05-GW01	SBMT-MW06-GW01	SBMT-MW07-GW01	SBMT-MW08-GW01	SBMT-MW09-GW01	SBMT-MW10-GW01	SBMT-GWFB-02082023
Lab Sample ID:		JD59989-4	JD59989-1	JD60049-2	JD60049-3	JD59989-6	JD60049-4	JD60049-7	JD59989-3	JD60049-1	JD60049-5	JD60049-6	JD59989-5
Date Sampled:		2/8/2023	2/8/2023	2/8/2023	2/9/2023	2/8/2023	2/9/2023	2/9/2023	2/8/2023	2/8/2023	2/9/2023	2/9/2023	2/8/2023
Matrix:		Groundwater	Duplicate MW-01	Groundwater	Groundwater	Groundwater	Groundwater	Groundwater	Groundwater	Groundwater	Groundwater	Groundwater	Field Blank
Semi-volatiles Organic Compounds (ug/L)													
Acenaphthene	20	0.23 J	ND (0.21)	ND (0.19)	0.20 J	ND (0.19)	0.59 J	ND (0.19)	ND (0.19)	2.3	0.31 J	1.1	ND (0.19)
Acenaphthylene	-	ND (0.14)	ND (0.15)	0.79 J	ND (0.14)	ND (0.14)	ND (0.14)	ND (0.14)	ND (0.14)	0.20 J	ND (0.14)	ND (0.14)	ND (0.14)
Anthracene	50	ND (0.21)	ND (0.24)	0.38 J	ND (0.21)	ND (0.22)	ND (0.21)	ND (0.21)	ND (0.21)	0.61 J	ND (0.21)	ND (0.21)	ND (0.21)
Benzo(a)anthracene	0.002	ND (0.20)	ND (0.23)	**3**	ND (0.20)	ND (0.21)	ND (0.20)	ND (0.20)	ND (0.20)	**0.75 J**	ND (0.20)	ND (0.20)	ND (0.21)
Benzo(a)pyrene	-	ND (0.21)	ND (0.24)	3.7	ND (0.21)	ND (0.22)	ND (0.21)	ND (0.21)	ND (0.21)	0.68 J	ND (0.21)	ND (0.21)	ND (0.22)
Benzo(b)fluoranthene	0.002	ND (0.21)	ND (0.23)	**3.6**	ND (0.21)	ND (0.21)	ND (0.21)	ND (0.21)	ND (0.21)	**0.72 J**	ND (0.21)	ND (0.21)	ND (0.21)
Benzo(g,h,i)perylene	-	ND (0.34)	ND (0.38)	1.7	ND (0.34)	ND (0.35)	ND (0.34)	ND (0.34)	ND (0.34)	0.49 J	ND (0.34)	ND (0.34)	ND (0.34)
Benzo(k)fluoranthene	0.002	ND (0.21)	ND (0.23)	**1.6**	ND (0.21)	ND (0.21)	ND (0.21)	ND (0.21)	ND (0.21)	**0.28 J**	ND (0.21)	ND (0.21)	ND (0.21)
Carbazole	-	ND (0.23)	ND (0.26)	ND (0.23)	ND (0.23)	ND (0.23)	ND (0.23)	ND (0.23)	ND (0.23)	1.1	ND (0.23)	ND (0.23)	ND (0.23)
Chrysene	0.002	ND (0.18)	ND (0.20)	**2.8**	ND (0.18)	ND (0.18)	ND (0.18)	ND (0.18)	ND (0.18)	**0.62 J**	ND (0.18)	ND (0.18)	ND (0.18)
Dibenzo(a,h)anthracene	-	ND (0.33)	ND (0.37)	0.59 J	ND (0.33)	ND (0.34)	ND (0.33)	ND (0.33)	ND (0.33)	ND (0.33)	ND (0.33)	ND (0.33)	ND (0.33)
Dibenzofuran	-	ND (0.22)	ND (0.25)	ND (0.22)	ND (0.22)	ND (0.22)	ND (0.22)	ND (0.22)	ND (0.22)	1.1 J	ND (0.22)	ND (0.22)	ND (0.22)
Fluoranthene	50	ND (0.17)	ND (0.19)	3.7	ND (0.17)	ND (0.17)	ND (0.17)	ND (0.17)	ND (0.17)	1.6	ND (0.17)	ND (0.17)	ND (0.17)
Fluorene	50	ND (0.17)	ND (0.19)	ND (0.17)	ND (0.17)	ND (0.17)	ND (0.17)	ND (0.17)	ND (0.17)	1.4	ND (0.17)	0.17 J	ND (0.17)
Indeno(1,2,3-cd)pyrene	0.002	ND (0.33)	ND (0.37)	**2.3**	ND (0.33)	ND (0.34)	ND (0.33)	ND (0.33)	ND (0.33)	**0.53 J**	ND (0.33)	ND (0.33)	ND (0.34)
2-Methylnaphthalene	-	0.31 J	ND (0.24)	ND (0.21)	ND (0.21)	ND (0.21)	ND (0.21)	ND (0.21)	ND (0.21)	ND (0.21)	ND (0.21)	ND (0.21)	ND (0.21)
Naphthalene	10	0.73 J	ND (0.26)	ND (0.23)	ND (0.23)	ND (0.24)	ND (0.23)	ND (0.23)	ND (0.23)	ND (0.23)	ND (0.23)	ND (0.23)	ND (0.23)
Phenanthrene	50	0.24 J+	ND (0.20)	0.60 J	ND (0.18)	ND (0.18)	ND (0.18)	ND (0.18)	ND (0.18)	2.1	0.37 J	ND (0.18)	0.22 J+
Pyrene	50	ND (0.22)	ND (0.25)	4.3	ND (0.22)	ND (0.22)	ND (0.22)	ND (0.22)	ND (0.22)	1.6	ND (0.22)	ND (0.22)	ND (0.22)

Footnotes:
Values shaded blue detected above quantitation limit
Values shaded in orange exceeded the NYSDEC Ground Water Quality Standards
µg/L - micrograms per liter
NYSDEC - New York State Department of Environmental Conservation
*Ambient water quality guidance value
J - The analyte was positively identified and the associated numerical value is the approximate concentration of the analyte in
J+ -The analyte was positively identified and the associated numerical value is the approximate concentration of the analyte in the sample with potential high bias.
"-" No criteria
ND- Indicates that the analyte was not detected above the sample-specific reporting limit

Table 4-16
Analytical Results – Detected Pesticides
Groundwater
Remedial Investigation
South Brooklyn Marine Terminal
269 37th Street, Brooklyn, NY

Client Sample ID:	NYSDEC Ambient Water Quality Standards and Guidance Values*	SBMT-MW01-GW01	SBMT-GWFD-02082023	SBMT-MW02-GW01	SBMT-MW03-GW01	SBMT-MW04-GW01	SBMT-MW05-GW01	SBMT-MW06-GW01	SBMT-MW07-GW01	SBMT-MW08-GW01	SBMT-MW09-GW01	SBMT-MW10-GW01	SBMT-GWFB-02082023
Lab Sample ID:		JD59989-4	JD59989-1	JD60049-2	JD60049-3	JD59989-6	JD60049-4	JD60049-7	JD59989-3	JD60049-1	JD60049-5	JD60049-6	JD59989-5
Date Sampled:		2/8/2023	2/8/2023	2/8/2023	2/9/2023	2/8/2023	2/9/2023	2/9/2023	2/8/2023	2/8/2023	2/9/2023	2/9/2023	2/8/2023
Matrix:		Groundwater	Duplicate MW-01	Groundwater	Groundwater	Groundwater	Groundwater	Groundwater	Groundwater	Groundwater	Groundwater	Groundwater	Field Blank
Pesticides (ug/L)													
alpha-Chlordane	-	ND (0.0037)	ND (0.0038)	ND (0.0037)	ND (0.0037)	ND (0.0040)	ND (0.0037)	ND (0.0037)	ND (0.0037)	0.016	ND (0.0040)	ND (0.0041)	ND (0.0039)
4,4'-DDD	0.3	ND (0.0043)	ND (0.0044)	ND (0.0043)	ND (0.0043)	ND (0.0047)	ND (0.0043)	ND (0.0043)	ND (0.0043)	0.062	ND (0.0047)	ND (0.0048)	ND (0.0046)
4,4'-DDE	0.2	ND (0.0038)	ND (0.0039)	ND (0.0037)	ND (0.0037)	ND (0.0041)	ND (0.0037)	ND (0.0037)	ND (0.0038)	0.015	ND (0.0041)	ND (0.0042)	ND (0.0040)
4,4'-DDT	0.2	ND (0.0052)	ND (0.0053)	ND (0.0051)	ND (0.0051)	0.0065 J	ND (0.0051)	ND (0.0051)	ND (0.0052)	0.013	ND (0.0056)	ND (0.0057)	ND (0.0055)

Footnotes:
Values shaded blue detected above quantitation limit
Values shaded in orange exceeded the NYSDEC Ground Water Quality Standards
µg/L - micrograms per liter
NYSDEC - New York State Department of Environmental Conservation
*Ambient water quality guidance value
J - The analyte was positively identified and the associated numerical value is the approximate concentration of the analyte in the sample.
"-" No criteria
ND- Indicates that the analyte was not detected above the sample-specific reporting limit

Table 4-17
Analytical Results – PCBs
Groundwater
Remedial Investigation
South Brooklyn Marine Terminal
269 37th Street, Brooklyn, NY

Client Sample ID:	NYSDEC Ambient Water Quality Standards and Guidance Values*	SBMT-MW01-GW01	SBMT-GWFD-02082023	SBMT-MW02-GW01	SBMT-MW03-GW01	SBMT-MW04-GW01	SBMT-MW05-GW01	SBMT-MW06-GW01	SBMT-MW07-GW01	SBMT-MW08-GW01	SBMT-MW09-GW01	SBMT-MW10-GW01	SBMT-GWFB-02082023
Lab Sample ID:		JD59989-4	JD59989-1	JD60049-2	JD60049-3	JD59989-6	JD60049-4	JD60049-7	JD59989-3	JD60049-1	JD60049-5	JD60049-6	JD59989-5
Date Sampled:		2/8/2023	2/8/2023	2/8/2023	2/9/2023	2/8/2023	2/9/2023	2/9/2023	2/8/2023	2/8/2023	2/9/2023	2/9/2023	2/8/2023
Matrix:		Groundwater	Duplicate MW-01	Groundwater	Groundwater	Groundwater	Groundwater	Groundwater	Groundwater	Groundwater	Groundwater	Groundwater	Field Blank
PCBs (ug/L)													
Aroclor 1016	-	0.15 UJ	ND (0.15)	ND (0.15) UJ	ND (0.15) UJ	ND (0.16)	ND (0.15) UJ	ND (0.15) UJ	ND (0.15)	ND (0.15) UJ	ND (0.16) UJ	ND (0.16) UJ	ND (0.16)
Aroclor 1221	-	ND (0.32)	ND (0.32)	ND (0.31)	ND (0.31)	ND (0.34)	ND (0.31)	ND (0.31)	ND (0.33)	ND (0.31)	ND (0.34)	ND (0.35)	ND (0.34)
Aroclor 1232	-	ND (0.20)	ND (0.20)	ND (0.19)	ND (0.19)	ND (0.21)	ND (0.19)	ND (0.19)	ND (0.20)	ND (0.19)	ND (0.21)	ND (0.22)	ND (0.21)
Aroclor 1242	-	ND (0.17)	ND (0.18)	ND (0.17)	ND (0.17)	ND (0.19)	ND (0.17)	ND (0.17)	ND (0.18)	ND (0.17)	ND (0.19)	ND (0.19)	ND (0.18)
Aroclor 1248	-	ND (0.095)	ND (0.097)	ND (0.093)	ND (0.093)	ND (0.10)	ND (0.093)	ND (0.093)	ND (0.099)	ND (0.093)	ND (0.10)	ND (0.10)	ND (0.10)
Aroclor 1254	-	ND (0.31)	ND (0.32)	ND (0.31)	ND (0.31)	ND (0.34)	ND (0.31)	ND (0.31)	ND (0.32)	ND (0.31)	ND (0.34)	ND (0.34)	ND (0.33)
Aroclor 1260	-	0.11 UJ	ND (0.12)	ND (0.11) UJ	ND (0.11) UJ	ND (0.12)	ND (0.11) UJ	ND (0.11) UJ	ND (0.12)	ND (0.11) UJ	ND (0.12) UJ	ND (0.13) UJ	ND (0.12)
Aroclor 1268	-	ND (0.13)	ND (0.13)	ND (0.13)	ND (0.13)	ND (0.14)	ND (0.13)	ND (0.13)	ND (0.14)	ND (0.13)	ND (0.14)	ND (0.14)	ND (0.14)
Aroclor 1262	-	ND (0.15)	ND (0.15)	ND (0.14)	ND (0.14)	ND (0.16)	ND (0.14)	ND (0.14)	ND (0.15)	ND (0.14)	ND (0.16)	ND (0.16)	ND (0.15)
Total Aroclors	0.09	ND	ND	ND	ND	ND	ND	ND	ND	ND	ND	ND	ND

Footnotes:

µg/L - micrograms per liter

"-" No criteria

NYSDEC - New York State Department of Environmental Conservation

ND- Indicates that the analyte was not detected above the sample-specific reporting limit

UJ - The analyte was not detected at a level

*Ambient water quality guidance value

Table 4-18
Analytical Results – Detected Metals
Groundwater
Remedial Investigation
South Brooklyn Marine Terminal
269 37th Street, Brooklyn, NY

Client Sample ID:	NYSDEC Ambient Water Quality Standards and Guidance Values	SBMT-MW01-GW01	SBMT-GWFD-02082023	SBMT-MW02-GW01	SBMT-MW03-GW01	SBMT-MW04-GW01	SBMT-MW05-GW01	SBMT-MW06-GW01	SBMT-MW07-GW01
Lab Sample ID:		JD59989-4	JD59989-1	JD60049-2	JD60049-3	JD59989-6	JD60049-4	JD60049-7	JD59989-3
Date Sampled:		2/8/2023	2/8/2023	2/8/2023	2/9/2023	2/8/2023	2/9/2023	2/9/2023	2/8/2023
Matrix:		Groundwater	Duplicate MW-01	Groundwater	Groundwater	Groundwater	Groundwater	Groundwater	Groundwater
Metals (ug/L)									
Aluminum	-	ND (200)	ND (200)	1410	912	228	263	1060	ND (200)
Arsenic	25	ND (3.0)	ND (3.0)	ND (3.0)	4.9	ND (3.0)	4.5	ND (15)	ND (3.0)
Barium	1000	ND (200)	ND (200)	ND (200)	245	ND (200)	ND (200)	ND (200)	ND (200)
Beryllium	3	ND (1.0)	ND (1.0)	ND (1.0)	ND (1.0)	ND (1.0)	ND (1.0)	ND (5.0)	ND (1.0)
Cadmium	5	ND (3.0)	ND (3.0)	ND (3.0)	ND (3.0)	ND (3.0)	ND (3.0)	ND (3.0)	ND (3.0)
Calcium	-	119000	120000	56000	96500	87700	84500	130000	68700
Copper	200	ND (10)	ND (10)	ND (10)	ND (10)	ND (10)	ND (10)	ND (10)	124
Cyanide	200	ND (0.010)	ND (0.010)	ND (0.010)	ND (0.010)	ND (0.010)	ND (0.010)	ND (0.010)	ND (0.010)
Iron	300	6920	6920	2510	9150	265	712	2180	ND (100)
Lead	25	4.5	4.4	13.5	18.1	ND (3.0)	3.4	ND (15)	ND (3.0)
Magnesium	35000	10100	10200	8910	15300	15100	9320	292000	38200
Manganese	300	1110	1120	529	2770	24.9	692	5360	ND (15)
Mercury (ng/L	0.7	ND (200)	ND (200)	ND (200)	ND (200)	ND (200)	ND (200)	ND (200)	ND (200)
Potassium	-	ND (10000)	ND (10000)	ND (10000)	17500	ND (10000)	ND (10000)	91700	17000
Sodium	20000	15400	15500	31100	281000	122000	36000	2650000	127000
Zinc	5000	ND (20)	ND (20)	ND (20)	ND (20)	ND (20)	ND (20)	ND (20)	52.4

Footnotes:
Values shaded blue detected above quantitation limit
Values shaded in orange exceeded the NYSDEC Ground Water Quality Standards
µg/L - micrograms per liter
Mercury units are in nanograms per liter (ng/L)
*Ambient water quality guidance value
J - The analyte was positively identified and the associated numerical value is the approximate concentration of the analyte in the sample.
"-" No criteria
NA- Not analyzed

Table 4-18
Analytical Results – Detected Metals
Groundwater
Remedial Investigation
South Brooklyn Marine Terminal
269 37th Street, Brooklyn, NY

Client Sample ID:	NYSDEC Ambient Water Quality Standards and Guidance Values	SBMT-MW08-GW01	SBMT-MW08-071423	SBMT-MW08-071423	SBMT-MW09-GW01	SBMT-MW09-071423	SBMT-MW09-071423	SBMT-FD-071423	SBMT-FD-071423
Lab Sample ID:		JD60049-1	JD69353-3 and 3A	JD69353-3F and 3AF	JD60049-5	JD69353-1 and 1A	JD69353-3F and 3AF	JD69353-4 and 4A	JD69353-4F and 4AF
Date Sampled:		2/8/2023	7/14/2023	7/14/2023	2/9/2023	7/14/2023	7/14/2023	7/14/2023	7/14/2023
Matrix:		Groundwater	Groundwater	Groundwater, Filtered	Groundwater	Groundwater	Groundwater, Filtered	Groundwater	Groundwater, Filtered
Metals (ug/L)									
Aluminum	-	1190	1230	ND(200)	572	1690	ND(200)	1520	ND(200)
Arsenic	25	ND (15)	4.4	3	14.6	28.6	34.9	4.9	ND (6)
Barium	1000	270	ND(200)	ND(200)	755	549	666	ND(200)	ND (200)
Beryllium	3	ND (5.0)	2.5	3.5	ND (1.0)	1.2	1.3	3.1	3.4
Cadmium	5	ND (3.0)	3.2	3.2	ND (3.0)	7.3	7	4.1	ND (3.0)
Calcium	-	285000	34400	47000	141000	104000	130000	42800	45800
Copper	200	11.4	11.7	ND(10)	ND (10)	ND (10)	ND (10)	13.2	ND (10)
Cyanide	200	ND (0.010)	NA	NA	0.01	NA	NA	NA	NA
Iron	300	2140	11.7	ND(100)	18900	17900	17600	2560	ND(100)
Lead	25	61.8	58	ND(3.0)	3	9.3	3.2	69.7	ND(3.0)
Magnesium	35000	419000	52900	75200	17200	11600	14200	64600	72400
Manganese	300	125	41.1	ND(15)	2550	2030	2510	52.2	ND (15)
Mercury (ng/L	0.7	ND (200)	ND(0.5)	ND(0.5)	ND (200)	8.3	0.96	168	ND(0.5)
Potassium	-	162000	NA	NA	22400	NA	NA	NA	NA
Sodium	20000	4120000	NA	NA	1260000	NA	NA	NA	NA
Zinc	5000	52.9	59.6	ND(20)	ND (20)	30	ND(20)	73.2	ND(20)

Footnotes:
Values shaded blue detected above quantitation limit
Values shaded in orange exceeded the NYSDEC Ground Water Quality Standards
µg/L - micrograms per liter
Mercury units are in nanograms per liter (ng/L)
*Ambient water quality guidance value
J - The analyte was positively identified and the associated numerical value is the approximate concentration of the analyte in the sample.
"-" No criteria
NA- Not analyzed

Table 4-18
Analytical Results – Detected Metals
Groundwater
Remedial Investigation
South Brooklyn Marine Terminal
269 37th Street, Brooklyn, NY

Client Sample ID:	NYSDEC Ambient Water Quality Standards and Guidance Values	SBMT-MW10-GW01	SBMT-GWFB-	SBMT-FB-071423
Lab Sample ID:		JD60049-6	JD59989-5	JD69353-2 and 2A
Date Sampled:		2/9/2023	2/8/2023	7/14/2023
Matrix:		Groundwater	Field Blank	Field Blank
Metals (ug/L)				
Aluminum	-	265	ND (200)	ND (200)
Arsenic	25	5	ND (3.0)	ND (3.0)
Barium	1000	220	ND (200)	ND (200)
Beryllium	3	ND (1.0)	ND (1.0)	ND (1.0)
Cadmium	5	ND (3.0)	ND (3.0)	ND (3.0)
Calcium	-	106000	ND (5000)	ND (5000)
Copper	200	ND (10)	ND (10)	ND (10)
Cyanide	200	ND (0.010)	ND (0.010)	NA
Iron	300	10900	ND (100)	ND (100)
Lead	25	3.2	ND (3.0)	ND (3.0)
Magnesium	35000	40700	ND (5000)	ND (5000)
Manganese	300	1700	ND (15)	ND (15)
Mercury (ng/L	0.7	ND (200)	ND (200)	ND(0.5)
Potassium	-	ND (10000)	ND (10000)	ND (10000)
Sodium	20000	265000	ND (10000)	NA
Zinc	5000	ND (20)	ND (20)	ND (20)

Footnotes:
Values shaded blue detected above quantitation limit
Values shaded in orange exceeded the NYSDEC Ground Water Quality Standards
µg/L - micrograms per liter
Mercury units are in nanograms per liter (ng/L)
*Ambient water quality guidance value
J - The analyte was positively identified and the associated numerical value is the approximate concentration of the analyte in the sample.
"-" No criteria
NA- Not analyzed

Table 4-19
Analytical Results – Volatile Organic Compounds
Soil Vapor
Remedial Investigation
South Brooklyn Marine Terminal
269 37th Street, Brooklyn, NY

Client Sample ID:	SBMT-SV-AA01	SBMT-SV-01	SBMT-SV-02	SBMT-SV-03	SBMT-SV-04	SBMT-SV-05	SBMT-SV-06
Lab Sample ID:	JD59548-5	JD59548-1	JD59548-2	JD59548-3	JD59548-4	JD59548-6	JD59548-7
Date Sampled:	1/31/23	1/31/23	1/31/23	1/31/23	1/31/23	1/31/23	1/31/23
Matrix:	Ambient Air	Soil Vapor	Soil Vapor	Soil Vapor	Soil Vapor	Soil Vapor	Soil Vapor
Units	ug/m3	ug/m3	ug/m3	ug/m3	ug/m3	ug/m3	ug/m3
MS Volatiles (TO-15)							
Acetone (2-Propanone)	**4.5**	**321**	**164**	ND (1.4)	**26.8**	**118**	**205**
1,3-Butadiene	ND (0.19)	ND (0.19)	**6.4**	ND (0.75)	ND (0.19)	**6**	**83.8**
Benzene	**0.48 J**	**3.8**	**1.9**	**81.5 J**	**2.8**	**4.8**	**28**
Bromodichloromethane	ND (0.20)	ND (0.20)	ND (0.20)	ND (0.80)	ND (0.20)	ND (0.20)	ND (0.80)
Bromoform	ND (0.73)	ND (0.73)	ND (0.73)	ND (2.9)	ND (0.73)	ND (0.73)	ND (2.9)
Bromomethane	ND (0.27)	ND (0.27)	ND (0.27)	ND (1.1)	ND (0.27)	ND (0.27)	ND (1.1)
Bromoethene	ND (0.27)	ND (0.27)	ND (0.27)	ND (1.0)	ND (0.27)	ND (0.27)	ND (1.0)
Benzyl Chloride	ND (0.67)	ND (0.67)	ND (0.67)	ND (2.6)	ND (0.67)	ND (0.67)	ND (2.6)
Carbon disulfide	ND (0.14)	**4.4**	**2.4**	**2.2 J**	ND (0.14)	**12**	**94.7**
Chlorobenzene	ND (0.34)	**0.51 J**	ND (0.34)	ND (1.4)	ND (0.34)	ND (0.34)	ND (1.4)
Chloroethane	ND (0.18)	ND (0.18)	ND (0.18)	ND (0.71)	ND (0.18)	**0.50 J**	ND (0.71)
Chloroform	ND (0.18)	**0.59 J**	ND (0.18)	ND (0.73)	ND (0.18)	**0.93 J**	**2.9 J**
Chloromethane	**1.4**	**0.39 J**	**1.5**	ND (0.74)	**1.3**	**0.45**	**1.4 J**
3-Chloropropene	ND (0.26)	ND (0.26)	ND (0.26)	ND (1.0)	ND (0.26)	ND (0.26)	ND (1.0)
2-Chlorotoluene	ND (0.37)	ND (0.37)	ND (0.37)	ND (1.5)	ND (0.37)	ND (0.37)	ND (1.5)
Carbon tetrachloride	**0.36**	ND (0.25)	ND (0.25)	ND (1.0)	ND (0.25)	ND (0.25)	ND (1.0)
Cyclohexane	ND (0.38)	**6.5**	**8.9**	**289 J**	ND (0.38)	**17**	**18**
1,1-Dichloroethane	ND (0.23)	ND (0.23)	ND (0.23)	ND (0.93)	ND (0.23)	ND (0.23)	ND (0.93)
1,1-Dichloroethylene	ND (0.23)	ND (0.23)	ND (0.23)	ND (0.95)	ND (0.23)	ND (0.23)	ND (0.95)
1,2-Dibromoethane (EDB)	ND (0.75)	ND (0.75)	ND (0.75)	ND (3.0)	ND (0.75)	ND (0.75)	ND (3.0)
1,2-Dichloroethane	ND (0.28)	ND (0.28)	ND (0.28)	**2.5 J**	ND (0.28)	ND (0.28)	ND (1.1)
1,2-Dichloropropane	ND (0.29)	ND (0.29)	ND (0.29)	ND (1.2)	ND (0.29)	ND (0.29)	ND (1.2)
1,4-Dioxane	ND (0.43)	ND (0.43)	ND (0.43)	ND (1.7)	ND (0.43)	ND (0.43)	ND (1.7)
Dichlorodifluoromethane	**2**	**2**	**2.1**	**4.2 J**	**2**	**2.6**	**2.0 J**
Dibromochloromethane	ND (0.44)	ND (0.44)	ND (0.44)	ND (1.8)	ND (0.44)	ND (0.44)	ND (1.8)
trans-1,2-Dichloroethylene	ND (0.27)	ND (0.27)	ND (0.27)	ND (1.1)	ND (0.27)	ND (0.27)	ND (1.1)
cis-1,2-Dichloroethylene	ND (0.31)	**0.48**	ND (0.31)	**4 J**	ND (0.31)	ND (0.31)	ND (1.2)
cis-1,3-Dichloropropene	ND (0.28)	ND (0.28)	ND (0.28)	ND (1.1)	ND (0.28)	ND (0.28)	ND (1.1)
m-Dichlorobenzene	ND (0.24)	ND (0.24)	ND (0.24)	ND (0.96)	ND (0.24)	ND (0.24)	ND (0.96)
o-Dichlorobenzene	ND (0.90)	ND (0.90)	ND (0.90)	ND (3.7)	ND (0.90)	ND (0.90)	ND (3.7)
p-Dichlorobenzene	ND (1.1)	ND (1.1)	ND (1.1)	ND (4.6)	ND (1.1)	ND (1.1)	ND (4.6)
trans-1,3-Dichloropropene	ND (0.45)	ND (0.45)	ND (0.45)	ND (1.8)	ND (0.45)	ND (0.45)	ND (1.8)
Ethanol	**10**	**18**	**15**	**18 J**	**43.7**	**13**	**16**
Ethylbenzene	ND (0.26)	**2**	**1**	**3.3 J**	**0.69 J**	**2.4**	**5.2**
Ethyl Acetate	**1.3**	ND (0.36)	**0.9**	ND (1.5)	**666**	**28**	ND (1.5)
4-Ethyltoluene	ND (0.47)	**0.98**	ND (0.47)	ND (1.9)	ND (0.47)	**0.54 J**	ND (1.9)
Freon 113	ND (0.24)	ND (0.24)	ND (0.24)	ND (0.92)	ND (0.24)	ND (0.24)	ND (0.92)
Freon 114	ND (0.35)	ND (0.35)	**0.84**	**17 J**	ND (0.35)	ND (0.35)	ND (1.4)
Heptane	ND (0.38)	**5.3**	**1.6**	**59.8 J**	**0.98**	**14**	**75.4**
Hexachlorobutadiene	ND (0.66)	**1.2**	ND (0.66)	ND (2.7)	ND (0.66)	ND (0.66)	ND (2.7)
Hexane	ND (0.39)	**9.2**	**3.2**	**216 J**	**12**	**27**	**60.3**
2-Hexanone	ND (0.61)	**58.5**	**31**	**39 J**	ND (0.61)	**29**	**23**
Isopropyl Alcohol	**1.1**	**8.8**	**1.3**	**2.5**	**4.9**	**3.2**	**3.7**
Methylene chloride	**1.2**	**4.2**	**0.8**	ND (0.76)	**24**	**2.4**	ND (0.76)
Methyl ethyl ketone	**0.59**	**490**	**363**	**275 J**	**4.7**	**203**	**155**
Methyl Isobutyl Ketone	ND (0.30)	**3**	ND (0.30)	ND (1.2)	ND (0.30)	**1**	ND (1.2)
Methyl Tert Butyl Ether	ND (0.29)	ND (0.29)	ND (0.29)	ND (1.2)	ND (0.29)	ND (0.29)	ND (1.2)
Methylmethacrylate	ND (0.29)	ND (0.29)	ND (0.29)	ND (1.1)	ND (0.29)	ND (0.29)	ND (1.1)
Propylene	ND (0.24)	**67.5**	**65.8**	ND (0.98)	ND (0.24)	**33**	**508**
Styrene	ND (0.51)	**2**	**1.9**	ND (2.0)	ND (0.51)	**1.5**	ND (2.0)
1,1,1-Trichloroethane	ND (0.20)	**0.65**	ND (0.20)	ND (0.82)	ND (0.20)	ND (0.20)	ND (0.82)
1,1,2,2-Tetrachloroethane	ND (0.33)	ND (0.33)	ND (0.33)	ND (1.3)	ND (0.33)	ND (0.33)	ND (1.3)
1,1,2-Trichloroethane	ND (0.21)	ND (0.21)	ND (0.21)	ND (0.82)	ND (0.21)	ND (0.21)	ND (0.82)
1,2,4-Trichlorobenzene	ND (0.89)	ND (0.89)	ND (0.89)	ND (3.6)	ND (0.89)	ND (0.89)	ND (3.6)
1,2,4-Trimethylbenzene	ND (0.43)	**1.5**	**1.2**	ND (1.7)	ND (0.43)	**1.5**	ND (1.7)
1,3,5-Trimethylbenzene	ND (0.39)	**0.79 J**	ND (0.39)	ND (1.6)	ND (0.39)	ND (0.39)	ND (1.6)
2,2,4-Trimethylpentane	ND (0.44)	**4.3**	**16**	**677 J**	**0.70 J**	**2.6**	ND (1.8)
Tertiary Butyl Alcohol	ND (0.28)	**11**	**5.2**	**5.8 J**	**1.2**	**8.8**	**14**
Tetrachloroethylene	**0.62**	**4.8**	**0.3**	**2.4 J**	ND (0.095)	**1.4**	**1.6**
Tetrahydrofuran	ND (0.27)	**0.59**	ND (0.27)	ND (1.1)	ND (0.27)	ND (0.27)	ND (1.1)
Toluene	**0.75**	**9.8**	**11**	**12 J**	**12**	**810**	**30**
Trichloroethylene	ND (0.10)	**11**	ND (0.10)	**4.5 J**	ND (0.10)	**0.20 J**	ND (0.41)
Trichlorofluoromethane	**1.3**	**3.5**	**1.1**	ND (0.79)	**1.3**	**1.2**	ND (0.79)
Vinyl chloride	ND (0.18)	ND (0.18)	ND (0.18)	**6.9**	ND (0.18)	ND (0.18)	ND (0.72)
Vinyl Acetate	ND (0.39)	ND (0.39)	ND (0.39)	ND (1.6)	**7.4**	ND (0.39)	ND (1.6)
m,p-Xylene	**0.65 J**	**5.6**	**3.5**	**8.3 J**	**1.7**	**6.5**	**10**
o-Xylene	ND (0.33)	**2.2**	**1.2**	**3.4 J**	**0.65 J**	**2.1**	**4**
Xylenes (total)	**0.65 J**	**7.8**	**4.8**	**11 J**	**2.3**	**8.7**	**15**

Footnotes:

ND: Non-Detect

ppbv: parts per billion by volume

J - The analyte was positively identified and the associated numerical value is the approximate concentration of the analyte in the sample.

Values in bold were detected

Table 4-19
Analytical Results – Volatile Organic Compounds
Soil Vapor
Remedial Investigation
South Brooklyn Marine Terminal
269 37th Street, Brooklyn, NY

Client Sample ID:	SBMT-SV-07	SBMT-SV-08	SBMT-SV-DUP01
Lab Sample ID:	JD59548-8	JD59548-9	JD59548-10
Date Sampled:	1/31/23	1/31/23	1/31/23
Matrix:	Soil Vapor	Soil Vapor	Soil Vapor
Units	ug/m3	ug/m3	ug/m3
MS Volatiles (TO-15)			
Acetone (2-Propanone)	**73.9**	**208**	ND (1.4)
1,3-Butadiene	ND (0.19)	ND (0.75)	ND (0.75)
Benzene	**0.58 J**	**4.5**	**44.7 J**
Bromodichloromethane	ND (0.20)	ND (0.80)	ND (0.80)
Bromoform	ND (0.73)	ND (2.9)	ND (2.9)
Bromomethane	ND (0.27)	ND (1.1)	ND (1.1)
Bromoethene	ND (0.27)	ND (1.0)	ND (1.0)
Benzyl Chloride	ND (0.67)	ND (2.6)	ND (2.6)
Carbon disulfide	ND (0.14)	**26**	**1.3 J**
Chlorobenzene	ND (0.34)	ND (1.4)	ND (1.4)
Chloroethane	ND (0.18)	ND (0.71)	ND (0.71)
Chloroform	ND (0.18)	**2.1 J**	ND (0.73)
Chloromethane	**1.3**	ND (0.74)	ND (0.74)
3-Chloropropene	ND (0.26)	ND (1.0)	ND (1.0)
2-Chlorotoluene	ND (0.37)	ND (1.5)	ND (1.5)
Carbon tetrachloride	ND (0.25)	ND (1.0)	ND (1.0)
Cyclohexane	ND (0.38)	**7.6**	**149 J**
1,1-Dichloroethane	ND (0.23)	ND (0.93)	ND (0.93)
1,1-Dichloroethylene	ND (0.23)	ND (0.95)	ND (0.95)
1,2-Dibromoethane (EDB)	ND (0.75)	ND (3.0)	ND (3.0)
1,2-Dichloroethane	ND (0.28)	ND (1.1)	ND (1.1)
1,2-Dichloropropane	ND (0.29)	ND (1.2)	ND (1.2)
1,4-Dioxane	ND (0.43)	ND (1.7)	ND (1.7)
Dichlorodifluoromethane	**2.1**	**1.9 J**	**2.8 J**
Dibromochloromethane	ND (0.44)	ND (1.8)	ND (1.8)
trans-1,2-Dichloroethylene	ND (0.27)	ND (1.1)	ND (1.1)
cis-1,2-Dichloroethylene	ND (0.31)	ND (1.2)	**2.1 J**
cis-1,3-Dichloropropene	ND (0.28)	ND (1.1)	ND (1.1)
m-Dichlorobenzene	ND (0.24)	ND (0.96)	ND (0.96)
o-Dichlorobenzene	ND (0.90)	ND (3.7)	ND (3.7)
p-Dichlorobenzene	ND (1.1)	ND (4.6)	ND (4.6)
trans-1,3-Dichloropropene	ND (0.45)	ND (1.8)	ND (1.8)
Ethanol	**32**	**12**	**9 J**
Ethylbenzene	**0.65 J**	**3.6**	**1.9 J**
Ethyl Acetate	**7.2**	ND (1.5)	ND (1.5)
4-Ethyltoluene	ND (0.47)	ND (1.9)	ND (1.9)
Freon 113	ND (0.24)	ND (0.92)	ND (0.92)
Freon 114	ND (0.35)	ND (1.4)	**9.1 J**
Heptane	**0.82**	**12**	**30 J**
Hexachlorobutadiene	ND (0.66)	ND (2.7)	ND (2.7)
Hexane	**0.92**	**23**	**117 J**
2-Hexanone	**16**	**31**	**20 J**
Isopropyl Alcohol	**2.4**	**3.4**	ND (1.4)
Methylene chloride	**2**	ND (0.76)	ND (0.76)
Methyl ethyl ketone	**124**	**217**	**161 J**
Methyl Isobutyl Ketone	ND (0.30)	**3.0 J**	ND (1.2)
Methyl Tert Butyl Ether	ND (0.29)	ND (1.2)	ND (1.2)
Methylmethacrylate	ND (0.29)	ND (1.1)	ND (1.1)
Propylene	**16**	**240**	ND (0.98)
Styrene	**0.85**	ND (2.0)	ND (2.0)
1,1,1-Trichloroethane	ND (0.20)	ND (0.82)	ND (0.82)
1,1,2,2-Tetrachloroethane	ND (0.33)	ND (1.3)	ND (1.3)
1,1,2-Trichloroethane	ND (0.21)	ND (0.82)	ND (0.82)
1,2,4-Trichlorobenzene	ND (0.89)	ND (3.6)	ND (3.6)
1,2,4-Trimethylbenzene	**1.1**	ND (1.7)	ND (1.7)
1,3,5-Trimethylbenzene	ND (0.39)	ND (1.6)	ND (1.6)
2,2,4-Trimethylpentane	ND (0.44)	**23**	**343 J**
Tertiary Butyl Alcohol	**2.6**	**13**	**3.3 J**
Tetrachloroethylene	ND (0.095)	**1.8**	**1.5 J**
Tetrahydrofuran	ND (0.27)	ND (1.1)	ND (1.1)
Toluene	**2.4**	**31**	**6.4 J**
Trichloroethylene	ND (0.10)	ND (0.41)	**2.4 J**
Trichlorofluoromethane	**1.5**	ND (0.79)	ND (0.79)
Vinyl chloride	ND (0.18)	ND (0.72)	**3.6**
Vinyl Acetate	ND (0.39)	ND (1.6)	ND (1.6)
m,p-Xylene	**2.1**	**8.3**	**4.3 J**
o-Xylene	**0.78 J**	ND (1.3)	**2.1 J**
Xylenes (total)	**2.9**	**8.3**	**6.5 J**

Footnotes:

ND: Non-Detect

ppbv: parts per billion by volume

J - The analyte was positively identified an
numerical value is the approximate concer
in the sample.

Values in bold were detected

Table 6-1. Comparison of 2021 ESA Soil Vapor Sampling Results to the 2023 RI Soil Vapor Sampling Results						
Detected Volatiles (TO-15)	**Detected in the December 2021 Phase II ESA Soil Vapor Sampling**	**Detected in the December 2021 Phase II ESA Ambient Air Sampling**	**Detected in 2021 Soil Vapor at Conc. > Ambient Air Conc.**	**Detected in the January 2023 RI Soil Vapor Sampling**	**Detected in the January 2023 RI Ambient Air Sampling**	**Detected in 2023 Soil Vapor at Conc. > Ambient Air Conc.**
Acetone (2-Propanone)	YES	YES	YES	YES	YES	YES
1,3-Butadiene	No	No	---	YES	No	---
Benzene	YES	YES	YES	YES	YES	YES
Carbon disulfide	YES	No	---	YES	No	---
Chlorobenzene	No	No	---	YES	No	---
Chloroethane	YES	No	---	YES	No	---
Chloroform	YES	No	---	YES	No	---
Chloromethane	YES	YES	YES	YES	YES	YES
Carbon tetrachloride	YES	No	---	No	YES	---
Cyclohexane	YES	YES	YES	YES	No	---
1,1-Dichloroethane	YES	No	---	No	No	---
1,1-Dichloroethylene	YES	No	---	No	No	---
1,2-Dichloroethane	No	No	---	YES	No	---
1,2-Dichloropropane	No	No	---	YES	No	---
1,4-Dioxane	YES	No	---	No	No	---
Dichlorodifluoromethane	YES	YES	YES	YES	YES	YES
trans-1,2-Dichloroethylene	YES	No	---	No	No	---
cis-1,2-Dichloroethylene	YES	No	---	YES	No	---
o-Dichlorobenzene	YES	No	---	No	No	---
Ethanol	YES	YES	YES	YES	YES	YES
Ethylbenzene	YES	No	---	YES	No	---
Ethyl Acetate	YES	YES	No	YES	YES	YES
4-Ethyltoluene	YES	No	---	YES	No	---
Freon 113	YES	No	---	No	No	---
Freon 114	YES	No	---	YES	No	---
Heptane	YES	No	---	YES	No	---
Hexachlorobutadiene	YES	No	---	YES	No	---
Hexane	YES	YES	YES	YES	No	---
2-Hexanone	YES	No	---	YES	No	---
Isopropyl Alcohol	YES	YES	YES	YES	YES	YES
Methylene chloride	YES	YES	YES	YES	YES	YES
Methyl ethyl ketone	YES	YES	YES	YES	YES	YES
Methyl Isobutyl Ketone	No	No	---	YES	No	---
Methyl Tert Butyl Ether	YES	No	---	No	No	---
Propylene	YES	No	---	YES	No	---
Styrene	YES	No	---	YES	No	---
1,1,1-Trichloroethane	YES	No	---	YES	No	---
1,2,4-Trichlorobenzene	YES	No	---	No	No	---
1,2,4-Trimethylbenzene	YES	No	---	YES	No	---
1,3,5-Trimethylbenzene	YES	No	---	YES	No	---
2,2,4-Trimethylpentane	YES	YES	YES	YES	No	---
Tertiary Butyl Alcohol	YES	No	---	YES	No	---
Tetrachloroethylene	YES	YES	YES	YES	YES	YES
Tetrahydrofuran	YES	No	---	YES	No	---
Toluene	YES	YES	YES	YES	YES	YES
Trichloroethylene	YES	No	---	YES	No	---
Trichlorofluoromethane	YES	YES	YES	YES	YES	YES
Vinyl chloride	YES	No	---	YES	No	---
Vinyl Acetate	No	No	---	YES	No	---
m,p-Xylene	YES	YES	YES	YES	YES	YES
o-Xylene	YES	No	---	YES	No	---
Xylenes (total)	YES	YES	YES	YES	YES	YES

NOTES:
--- Indicates "Hot Applicable"

Table 6-2. Screening Level Comparison of the 2023 RI Soil Vapor Sampling Results to USEPA Commercial Sub-Slab and Near-Source Soil Gas Concentration Relative to Potential Future Vapor Intrusion					
Detected Volatiles (TO-15)	**Frequency of Detection in 2023 Soil Vapor Samples**	**Maximum Detected Concentration in the Soil Vapor Samples (ug/m3)**	**USEPA Target Sub-Slab and Near-Source Soil Gas Concentration [Commercial Worker] TCR = 1E-6 or THQ = 0.1) <VISL Calculator> ug/m3**	**Does Maximum Detected Concentration Exceed Screening Concentration?**	**Comment**
Acetone (2-Propanone)	7 / 9	321	No Value	Not Applicable	
1,3-Butadiene	3 / 9	83.8	13.6	YES	Only 1 result exceeded; Next highest detection was 6.4 ug/m3
Benzene	9 / 9	81.5	52.4	YES	Only 1 result exceeded; Next highest detection was 44.7 ug/m3
Carbon disulfide	7 / 9	94.7	10000	No	
Chlorobenzene	1 / 9	1.4	730	No	
Chloroethane	1 / 9	0.71	58400	No	
Chloroform	4 / 9	2.9	17.8	No	
Chloromethane	6 / 9	1.5	1310	No	
Cyclohexane	7 / 9	289	87600	No	
1,2-Dichloroethane	1 / 9	2.5	15.7	No	
Dichlorodifluoromethane	9 / 9	4.2	1460	No	
cis-1,2-Dichloroethylene	3 / 9	4	584	No	
Ethanol	9 / 9	43.7	No Value	Not Applicable	
Ethylbenzene	9 / 9	5.2	164	No	
Ethyl Acetate	4 / 9	666	1020	No	
4-Ethyltoluene	2 / 9	1.9	No Value	Not Applicable	
Freon 114	3 / 9	17	No Value	Not Applicable	
Heptane	9 / 9	75.4	5840	No	
Hexachlorobutadiene	1 / 9	2.7	18.6	No	
Hexane	9 / 9	216	10200	No	
2-Hexanone	8 / 9	58.5	438	No	
Isopropyl Alcohol	8 / 9	8.8	No Value	Not Applicable	
Methylene chloride	5 / 9	24	8760	No	
Methyl ethyl ketone	9 / 9	490	73000	No	
Methyl Isobutyl Ketone	3 / 9	3	43800	No	
Propylene	6 / 9	508	43800	No	
Styrene	4 / 9	2	14600	No	
1,1,1-Trichloroethane	1 / 9	0.82	73000	No	
1,2,4-Trimethylbenzene	4 / 9	1.7	876	No	
1,3,5-Trimethylbenzene	1 / 9	1.6	876	No	
2,2,4-Trimethylpentane	7 / 9	677	No Value	Not Applicable	
Tertiary Butyl Alcohol	9 / 9	14	73000	No	
Tetrachloroethylene	7 / 9	4.8	584	No	
Tetrahydrofuran	1 / 9	1.1	29200	No	
Toluene	9 / 9	810	73000	No	
Trichloroethylene	4 / 9	11	29.2	No	
Trichlorofluoromethane	5 / 9	3.5	No Value	Not Applicable	
Vinyl chloride	2 / 9	6.9	92.9	No	
Vinyl Acetate	1 / 9	7.4	2920	No	
m,p-Xylene	9 / 9	10	1460	No	
o-Xylene	8 / 9	4	1460	No	
Xylenes (total)	9 / 9	15	1460	No	

Footnotes:

ug/m3 : microgram per meter cube

Table 6.4 Fish and Wildlife Impact Analysis Surface Soil Screening
Analytical Results – Detected Volatile Organic Compounds
Surface Soil
Remedial Investigation
South Brooklyn Marine Terminal

Client Sample ID:	Protection of Ecological Resources [1]	SBMT-SS-01-0.0-0.5	SBMT-SS-02-0.0-0.5	SBMT-SS-03-0.0-0.5	SBMT-SS-DUP01	SBMT-SS-04-0.0-0.5
Lab Sample ID:		JD60392-1	JD60392-2	JD60392-3	JD60392-5	JD60392-4
Date Sampled:		2/16/2023	2/16/2023	2/16/2023	2/16/2023	2/16/2023
Matrix:		Soil	Soil	Soil	Soil	Soil
Volatile Organic Compounds (ug/kg)						
Acetone	-	ND (3.8)	ND (4.2)	ND (4.8)	ND (4.0)	ND (4.8)
Benzene	-	ND (0.42)	ND (0.46)	ND (0.52)	ND (0.44)	ND (0.53)
Bromochloromethane	-	ND (0.51)	ND (0.57)	ND (0.64)	ND (0.54)	ND (0.65)
Bromodichloromethane	-	ND (0.39)	ND (0.43)	ND (0.49)	ND (0.41)	ND (0.50)
Bromoform	-	ND (1.2)	ND (1.4)	ND (1.6)	ND (1.3)	ND (1.6)
Bromomethane	-	ND (0.70)	ND (0.77)	ND (0.88)	ND (0.74)	ND (0.88)
2-Butanone (MEK)	-	ND (2.2)	ND (2.5)	ND (2.8)	ND (2.3)	ND (2.8)
Carbon disulfide	-	ND (0.49)	ND (0.54)	ND (0.61)	ND (0.52)	ND (0.62)
Carbon tetrachloride	-	ND (0.57)	ND (0.63)	ND (0.71)	ND (0.60)	ND (0.72)
Chlorobenzene	-	ND (0.42)	ND (0.46)	ND (0.53)	ND (0.44)	ND (0.53)
Chloroethane	-	ND (0.54)	ND (0.60)	ND (0.68)	ND (0.57)	ND (0.68)
Chloroform	-	ND (0.48)	ND (0.53)	0.60 J	ND (0.50)	ND (0.60)
Chloromethane	-	ND (1.8)	ND (2.0)	ND (2.2)	ND (1.9)	ND (2.3)
Cyclohexane	-	ND (0.60)	ND (0.67)	ND (0.75)	ND (0.63)	ND (0.76)
1,2-Dibromo-3-chloropropane	-	ND (0.64)	ND (0.70)	ND (0.80)	ND (0.67)	ND (0.80)
Dibromochloromethane	10000	ND (0.51)	ND (0.57)	ND (0.64)	ND (0.54)	ND (0.65)
1,2-Dibromoethane	-	ND (0.39)	ND (0.43)	ND (0.48)	ND (0.41)	ND (0.49)
1,2-Dichlorobenzene	-	ND (0.50)	ND (0.55)	ND (0.63)	ND (0.53)	ND (0.63)
1,3-Dichlorobenzene	-	ND (0.45)	ND (0.50)	ND (0.57)	ND (0.48)	ND (0.57)
1,4-Dichlorobenzene	-	ND (0.45)	ND (0.50)	ND (0.57)	ND (0.48)	ND (0.57)
Dichlorodifluoromethane	-	ND (0.67)	ND (0.74)	ND (0.83)	ND (0.70)	ND (0.84)
1,1-Dichloroethane	-	ND (0.45)	ND (0.50)	ND (0.57)	ND (0.48)	ND (0.57)
1,2-Dichloroethane	-	ND (0.43)	ND (0.48)	ND (0.54)	ND (0.45)	ND (0.54)
1,1-Dichloroethene	-	ND (0.60)	ND (0.66)	ND (0.75)	ND (0.63)	ND (0.76)
cis-1,2-Dichloroethene	-	ND (0.77)	ND (0.85)	ND (0.96)	ND (0.81)	ND (0.97)
trans-1,2-Dichloroethene	-	ND (0.56)	ND (0.62)	ND (0.70)	ND (0.59)	ND (0.71)
1,2-Dichloropropane	700,000	ND (0.43)	ND (0.48)	ND (0.54)	ND (0.46)	ND (0.55)
cis-1,3-Dichloropropene	-	ND (0.44)	ND (0.48)	ND (0.55)	ND (0.46)	ND (0.55)
trans-1,3-Dichloropropene	-	ND (0.42)	ND (0.46)	ND (0.52)	ND (0.44)	ND (0.53)
Ethylbenzene	-	ND (0.42)	ND (0.46)	ND (0.52)	ND (0.44)	ND (0.52)
Freon 113	-	ND (2.4)	ND (2.7)	ND (3.1)	ND (2.6)	ND (3.1)
2-Hexanone	-	ND (1.9)	ND (2.1)	ND (2.4)	ND (2.0)	ND (2.5)
Isopropylbenzene	-	ND (1.3)	ND (1.4)	ND (1.6)	ND (1.4)	ND (1.6)
Methyl Acetate	-	ND (1.3)	ND (1.4)	ND (1.6)	ND (1.3)	ND (1.6)
Methylcyclohexane	-	ND (0.80)	ND (0.89)	ND (1.0)	ND (0.84)	ND (1.0)
Methyl Tert Butyl Ether	-	ND (0.43)	ND (0.47)	ND (0.54)	ND (0.45)	ND (0.54)
4-Methyl-2-pentanone(MIBK)	-	ND (2.1)	ND (2.3)	ND (2.6)	ND (2.2)	ND (2.6)
Methylene chloride	-	ND (2.4)	ND (2.6)	ND (3.0)	ND (2.5)	ND (3.0)
Styrene	300,000	ND (0.37)	ND (0.41)	ND (0.46)	ND (0.39)	ND (0.47)
Tert Butyl Alcohol	-	ND (4.2)	ND (4.6)	ND (5.2)	ND (4.4)	ND (5.3)
1,1,2,2-Tetrachloroethane	-	ND (0.55)	ND (0.61)	ND (0.69)	ND (0.58)	ND (0.69)
Tetrachloroethene	-	ND (0.53)	ND (0.59)	ND (0.67)	ND (0.56)	ND (0.67)
Toluene	-	ND (0.48)	ND (0.53)	ND (0.60)	ND (0.51)	ND (0.61)
1,2,3-Trichlorobenzene	-	ND (2.3)	ND (2.5)	ND (2.9)	ND (2.4)	ND (2.9)
1,2,4-Trichlorobenzene	-	ND (2.3)	ND (2.5)	ND (2.9)	ND (2.4)	ND (2.9)
1,1,1-Trichloroethane	-	ND (0.44)	ND (0.49)	ND (0.55)	ND (0.47)	ND (0.56)
1,1,2-Trichloroethane	-	ND (0.51)	ND (0.56)	ND (0.64)	ND (0.53)	ND (0.64)
Trichloroethene	-	ND (0.70)	ND (0.77)	ND (0.87)	ND (0.73)	ND (0.88)
Trichlorofluoromethane	-	ND (0.63)	ND (0.69)	ND (0.79)	ND (0.66)	ND (0.79)
Vinyl chloride	-	ND (0.44)	ND (0.49)	ND (0.55)	ND (0.46)	ND (0.56)
m,p-Xylene	-	ND (0.82)	ND (0.91)	ND (1.0)	ND (0.86)	ND (1.0)
o-Xylene	-	ND (0.42)	ND (0.46)	ND (0.53)	ND (0.44)	ND (0.53)
Xylene (total)	-	ND (0.42)	ND (0.46)	ND (0.53)	ND (0.44)	ND (0.53)

Table 6.4 Fish and Wildlife Impact Analysis Surface Soil Screening
Analytical Results – Detected Volatile Organic Compounds
Surface Soil
Remedial Investigation
South Brooklyn Marine Terminal

Client Sample ID:	Protection of Ecological Resources [1]	SBMT-SS-01-0.0-0.5	SBMT-SS-02-0.0-0.5	SBMT-SS-03-0.0-0.5	SBMT-SS-DUP01	SBMT-SS-04-0.0-0.5
Lab Sample ID:		JD60392-1	JD60392-2	JD60392-3	JD60392-5	JD60392-4
Date Sampled:		2/16/2023	2/16/2023	2/16/2023	2/16/2023	2/16/2023
Matrix:		Soil	Soil	Soil	Soil	Soil
PFAS Compounds (ug/kg)						
Perfluorobutanoic acid	-	ND (0.54)	ND (0.53)	ND (0.53)	-	ND (0.56)
Perfluoropentanoic acid	-	ND (0.11)	ND (0.11)	ND (0.11)	-	ND (0.11)
Perfluorohexanoic acid	-	ND (0.11)	ND (0.11)	ND (0.11)	-	ND (0.11)
Perfluoroheptanoic acid	-	ND (0.11)	ND (0.11)	ND (0.11)	-	ND (0.11)
Perfluorooctanoic acid	-	ND (0.11)	ND (0.11)	ND (0.11)	-	ND (0.11)
Perfluorononanoic acid	-	ND (0.12)	ND (0.12)	ND (0.12)	-	ND (0.13)
Perfluorodecanoic acid	-	ND (0.11)	ND (0.11)	ND (0.11)	-	ND (0.11)
Perfluoroundecanoic acid	-	ND (0.14)	ND (0.14)	ND (0.14)	-	ND (0.15)
Perfluorododecanoic acid	-	ND (0.11)	ND (0.11)	ND (0.11)	-	ND (0.11)
Perfluorotridecanoic acid	-	ND (0.11)	ND	ND (0.11)	-	ND (0.11)
Perfluorotetradecanoic acid	-	ND (0.11)	ND (0.11)	ND (0.11)	-	ND (0.11)
Perfluorobutanesulfonic acid	-	ND (0.11)	ND (0.11)	ND (0.11)	-	ND (0.11)
Perfluoropentanesulfonic acid	-	ND (0.17)	ND (0.17)	ND (0.17)	-	ND (0.18)
Perfluorohexanesulfonic acid	-	ND (0.17)	ND (0.17)	ND (0.17)	-	ND (0.18)
Perfluoroheptanesulfonic acid	-	ND (0.16)	ND (0.15)	ND (0.15)	-	ND (0.16)
Perfluorooctanesulfonic acid	-	ND (0.11)	ND (0.11)	ND (0.11)	-	0.12 J
Perfluorononanesulfonic acid	-	ND (0.20)	ND (0.19)	ND (0.19)	-	ND (0.20)
Perfluorodecanesulfonic acid	-	ND (0.16)	ND (0.15)	ND (0.15)	-	ND (0.16)
Perfluorododecanesulfonic acid	-	ND (0.16)	ND (0.16)	ND (0.16)	-	ND (0.17)
4:2 Fluorotelomer sulfonate	-	ND (0.43)	ND (0.43)	ND (0.43)	-	ND (0.45)
6:2 Fluorotelomer sulfonate	-	ND (0.43)	ND (0.43)	ND (0.43)	-	ND (0.45)
8:2 Fluorotelomer sulfonate	-	ND (0.65)	ND (0.64)	ND (0.64)	-	ND (0.67)
PFOSA	-	ND (0.11)	ND (0.11)	ND (0.11)	-	ND (0.11)
MeFOSA	-	ND (0.15)	ND (0.15)	ND (0.14)	-	ND (0.15)
EtFOSA	-	ND (0.11)	ND (0.11)	ND (0.11)	-	ND (0.11)
MeFOSAA	-	ND (0.17)	ND (0.17)	ND (0.17)	-	ND (0.18)
EtFOSAA	-	ND (0.21)	ND (0.21)	ND (0.21)	-	ND (0.22)
MeFOSE	-	ND (1.1)	ND (1.1)	ND (1.1)	-	ND (1.1)
EtFOSE	-	ND (1.1)	ND (1.1)	ND (1.1)	-	ND (1.1)
HFPO-DA (GenX)	-	ND (0.31)	ND (0.31)	ND (0.31)	-	ND (0.32)
ADONA	-	ND (0.36)	ND (0.36)	ND (0.36)	-	ND (0.38)
PFMPA	-	ND (0.22)	ND (0.21)	ND (0.21)	-	ND (0.22)
PFMBA	-	ND (0.22)	ND (0.21)	ND (0.21)	-	ND (0.22)
NFDHA	-	ND (0.26)	ND (0.26)	ND (0.26)	-	ND (0.27)
9Cl-PF3ONS (F-53B Major)	-	ND (0.48)	ND (0.47)	ND (0.47)	-	ND (0.49)
11Cl-PF3OUdS (F-53B Minor)	-	ND (0.43)	ND (0.43)	ND (0.43)	-	ND (0.45)
PFEESA	-	ND (0.22)	ND (0.21)	ND (0.21)	-	ND (0.22)
3:3 Fluorotelomer carboxylate	-	ND (0.55)	ND (0.54)	ND (0.54)	-	ND (0.57)
5:3 Fluorotelomer carboxylate	-	ND (1.3)	ND (1.2)	ND (1.2)	-	ND (1.3)
7:3 Fluorotelomer carboxylate	-	ND (1.4)	ND (1.4)	ND (1.4)	-	ND (1.4)

Table 6.4 Fish and Wildlife Impact Analysis Surface Soil Screening
Analytical Results – Detected Volatile Organic Compounds
Surface Soil
Remedial Investigation
South Brooklyn Marine Terminal

Client Sample ID:	Protection of Ecological Resources [1]	SBMT-SS-01-0.0-0.5	SBMT-SS-02-0.0-0.5	SBMT-SS-03-0.0-0.5	SBMT-SS-DUP01	SBMT-SS-04-0.0-0.5
Lab Sample ID:		JD60392-1	JD60392-2	JD60392-3	JD60392-5	JD60392-4
Date Sampled:		2/16/2023	2/16/2023	2/16/2023	2/16/2023	2/16/2023
Matrix:		Soil	Soil	Soil	Soil	Soil
Semi Volatile Organic Compounds (ug/kg)						
2-Chlorophenol	800	ND (85)	ND (85)	ND (16)	ND (89)	ND (88)
4-Chloro-3-methyl phenol	-	ND (110)	ND (110)	ND (20)	ND (110)	ND (110)
2,4-Dichlorophenol	20,000	ND (150)	ND (150)	ND (28)	ND (150)	ND (150)
2,4-Dimethylphenol	-	ND (310)	326 J	ND (59)	ND (320)	ND (320)
2,4-Dinitrophenol	20,000	ND (650)	ND (650)	ND (120)	ND (680)	ND (670)
4,6-Dinitro-o-cresol	-	ND (180)	ND (190)	ND (36)	ND (190)	ND (190)
2-Methylphenol	-	ND (110)	317 J	ND (21)	ND (110)	ND (110)
3&4-Methylphenol	-	ND (140)	848	ND (27)	ND (150)	ND (150)
2-Nitrophenol	7000	ND (110)	ND (110)	ND (22)	ND (120)	ND (120)
4-Nitrophenol	7000	ND (460)	ND (460)	ND (89)	ND (480)	ND (480)
Pentachlorophenol	2100	ND (160)	ND (160)	ND (31)	ND (170)	ND (170)
Phenol	-	ND (90)	576	ND (17)	ND (94)	ND (93)
2,3,4,6-Tetrachlorophenol	-	ND (110)	ND (110)	ND (22)	ND (120)	ND (120)
2,4,5-Trichlorophenol	-	ND (130)	ND (130)	ND (25)	ND (130)	ND (130)
2,4,6-Trichlorophenol	-	ND (100)	ND (100)	ND (20)	ND (110)	ND (110)
Acenaphthene	29,000	421	2540	ND (11)	66.9 J	ND (61)
Acenaphthylene	29,000	592	108 J	ND (17)	ND (91)	ND (90)
Acetophenone	-	ND (37)	ND (37)	ND (7.1)	ND (39)	ND (38)
Anthracene	29,000	1540	2400	ND (20)	429	ND (110)
Atrazine	-	ND (74)	ND (74)	ND (14)	ND (77)	ND (76)
Benzo(a)anthracene	1,100	4050	4910	ND (9.4)	2250	66.6 J
Benzo(a)pyrene	1,100	3740	4490	ND (15)	1560	ND (81)
Benzo(b)fluoranthene	1,100	4500	5000	ND (15)	2270	ND (79)
Benzo(g,h,i)perylene	1,100	2020	2230	ND (17)	723	ND (89)
Benzo(k)fluoranthene	1,100	1320	1870	ND (16)	612	ND (83)
4-Bromophenyl phenyl ether	-	ND (67)	ND (67)	ND (13)	ND (69)	ND (69)
Butyl benzyl phthalate	-	ND (42)	ND (42)	ND (8.1)	ND (44)	ND (43)
1,1'-Biphenyl	-	43.5 J	876	ND (4.5)	ND (25)	ND (24)
Benzaldehyde	-	ND (43)	ND (43)	27.3 J	ND (45)	ND (44)
2-Chloronaphthalene	-	ND (41)	ND (41)	ND (7.9)	ND (43)	ND (42)
4-Chloroaniline	-	ND (62)	ND (62)	ND (12)	ND (65)	ND (64)
Carbazole	-	324 J	1360	ND (4.8)	329 J	ND (26)
Caprolactam	-	ND (68)	ND (68)	ND (13)	ND (71)	ND (70)
Chrysene	1,100	3420	5370	ND (10)	2130	ND (56)
bis(2-Chloroethoxy)methane	-	ND (37)	ND (37)	ND (7.1)	ND (38)	ND (38)
bis(2-Chloroethyl)ether	-	ND (74)	ND (75)	ND (14)	ND (77)	ND (77)
2,2'-Oxybis(1-chloropropane)	-	ND (62)	ND (62)	ND (12)	ND (64)	ND (64)
4-Chlorophenyl phenyl ether	-	ND (56)	ND (56)	ND (11)	ND (58)	ND (58)
2,4-Dinitrotoluene	20,000	ND (54)	ND (54)	ND (10)	ND (56)	ND (55)
2,6-Dinitrotoluene	-	ND (87)	ND (87)	ND (17)	ND (90)	ND (89)
3,3'-Dichlorobenzidine	-	ND (140)	ND (140)	ND (28)	ND (150)	ND (150)
1,4-Dioxane	-	ND (110)	ND (110)	ND (22)	ND (120)	ND (120)
Dibenzo(a,h)anthracene	1,100	564	704	ND (15)	239	ND (79)
Dibenzofuran	-	344 J	2210	ND (14)	ND (73)	ND (72)
Di-n-butyl phthalate	14	ND (28)	ND (28)	ND (5.4)	ND (29)	ND (29)
Di-n-octyl phthalate	-	ND (43)	ND (43)	ND (8.3)	ND (45)	ND (44)
Diethyl phthalate	100,000	ND (37)	ND (37)	ND (7.1)	ND (38)	ND (38)
Dimethyl phthalate	200,000	ND (31)	ND (31)	ND (5.9)	ND (32)	ND (32)
bis(2-Ethylhexyl)phthalate	-	78.6 J	103 J	ND (7.8)	ND (42)	ND (42)
Fluoranthene	1,100	7550	9170	ND (15)	4590	79.5 J
Fluorene	29,000	734	1480	ND (15)	84.1 J	ND (82)
Hexachlorobenzene	-	ND (44)	ND (44)	ND (8.4)	ND (45)	ND (45)
Hexachlorobutadiene	-	ND (69)	ND (70)	ND (13)	ND (72)	ND (72)
Hexachlorocyclopentadiene	-	ND (69)	ND (69)	ND (13)	ND (71)	ND (71)
Hexachloroethane	-	ND (85)	ND (86)	ND (16)	ND (89)	ND (88)
Indeno(1,2,3-cd)pyrene	1,100	2000	2100	ND (16)	739	ND (84)
Isophorone	-	ND (37)	ND (37)	ND (7.1)	ND (38)	ND (38)
2-Methylnaphthalene	29,000	87.3 J	3910	ND (7.5)	ND (41)	ND (40)
2-Nitroaniline	-	ND (41)	ND (41)	ND (7.8)	ND (42)	ND (42)
3-Nitroaniline	-	ND (43)	ND (43)	ND (8.3)	ND (45)	ND (45)
4-Nitroaniline	-	ND (45)	ND (45)	ND (8.6)	ND (47)	ND (46)
Naphthalene	29,000	109 J	9240	ND (9.4)	53.2 J	ND (50)
Nitrobenzene	40,000	ND (67)	ND (67)	ND (13)	ND (69)	ND (69)
N-Nitroso-di-n-propylamine	-	ND (50)	ND (50)	ND (9.6)	ND (52)	ND (51)
N-Nitrosodiphenylamine	-	ND (63)	ND (63)	ND (12)	ND (66)	ND (65)
Phenanthrene	29,000	5480	10200	ND (11)	1970	ND (60)
Pyrene	1,100	6950	9530	ND (11)	4310	70.8 J
1,2,4,5-Tetrachlorobenzene	-	ND (44)	ND (44)	ND (8.4)	ND (46)	ND (45)

Table 6.4 Fish and Wildlife Impact Analysis Surface Soil Screening
Analytical Results – Detected Volatile Organic Compounds
Surface Soil
Remedial Investigation
South Brooklyn Marine Terminal

Client Sample ID:	Protection of Ecological Resources [1]	SBMT-SS-01-0.0-0.5	SBMT-SS-02-0.0-0.5	SBMT-SS-03-0.0-0.5	SBMT-SS-DUP01	SBMT-SS-04-0.0-0.5
Lab Sample ID:		JD60392-1	JD60392-2	JD60392-3	JD60392-5	JD60392-4
Date Sampled:		2/16/2023	2/16/2023	2/16/2023	2/16/2023	2/16/2023
Matrix:		Soil	Soil	Soil	Soil	Soil
Pesticides (ug/kg)						
Aldrin	-	ND (0.55)	ND (0.59)	ND (0.57)	ND (0.58)	ND (0.60)
alpha-BHC	-	ND (0.54)	ND (0.58)	ND (0.56)	ND (0.58)	ND (0.59)
beta-BHC	-	ND (0.60)	ND (0.64)	ND (0.62)	ND (0.64)	ND (0.66)
delta-BHC	-	ND (0.64)	ND (0.68)	ND (0.66)	ND (0.68)	ND (0.70)
gamma-BHC (Lindane)	-	ND (0.49)	ND (0.52)	ND (0.51)	ND (0.52)	ND (0.54)
alpha-Chlordane	-	1.6	6.1	ND (0.55)	ND (0.57)	ND (0.59)
gamma-Chlordane	-	2.4	5.6	ND (0.31)	ND (0.32)	ND (0.33)
Dieldrin	4.9	1.7	0.83	ND (0.47)	1.4	ND (0.50)
4,4'-DDD	21	ND (0.61)	ND (0.65)	ND (0.63)	1.8	ND (0.67)
4,4'-DDE	21	ND (0.58)	ND (0.62)	ND (0.60)	ND (0.62)	ND (0.64)
4,4'-DDT	21	3.7 B	2.5 B	0.72 B	2.9 B	1.4 B
Endrin	-	ND (0.52)	ND (0.55)	ND (0.53)	ND (0.55)	ND (0.57)
Endosulfan sulfate	-	ND (0.52)	ND (0.55)	ND (0.54)	ND (0.55)	ND (0.57)
Endrin aldehyde	-	ND (0.38)	ND (0.40)	ND (0.39)	ND (0.40)	ND (0.41)
Endosulfan-I	-	ND (0.38)	ND (0.41)	ND (0.39)	ND (0.41)	ND (0.42)
Endosulfan-II	-	ND (0.41)	ND (0.44)	ND (0.43)	ND (0.44)	ND (0.46)
Heptachlor	-	ND (0.57)	ND (0.61)	ND (0.59)	ND (0.61)	ND (0.63)
Heptachlor epoxide	-	ND (0.46)	ND (0.50)	ND (0.48)	ND (0.50)	ND (0.51)
Methoxychlor	1,200	ND (0.53)	ND (0.56)	ND (0.55)	ND (0.56)	ND (0.58)
Endrin ketone	-	ND (0.48)	ND (0.51)	ND (0.50)	ND (0.51)	ND (0.53)
Toxaphene	-	ND (15)	ND (17)	ND (16)	ND (17)	ND (17)
PCBs (ug/kg)						
	-					
Aroclor 1016	-	ND (15)	ND (16)	ND (16)	ND (17)	ND (17)
Aroclor 1221	-	ND (21)	ND (21)	ND (21)	ND (22)	ND (23)
Aroclor 1232	-	ND (21)	ND (22)	ND (22)	ND (23)	ND (23)
Aroclor 1242	-	ND (14)	ND (14)	ND (14)	ND (15)	ND (15)
Aroclor 1248	-	ND (30)	ND (30)	ND (31)	ND (32)	ND (32)
Aroclor 1254	-	ND (18)	ND (18)	ND (18)	ND (19)	ND (20)
Aroclor 1260	-	ND (14)	ND (14)	ND (15)	ND (15)	ND (15)
Aroclor 1268	-	ND (14)	ND (14)	ND (14)	ND (15)	ND (15)
Aroclor 1262	-	ND (22)	ND (22)	ND (22)	ND (23)	ND (24)
	-					
Metals (mg/kg)						
Aluminum	10,000	4910	5100	1430	5070	10400
Antimony	12	ND(2.2)	ND(2.2)	ND(2.2)	ND(2.2)	ND(2.2)
Arsenic	18	8	9.4	ND2.2	10.5	2.8
Barium	330	75.2	124	ND22	80.5	318
Beryllium	21	0.41	0.47	ND0.22	0.39	0.41
Cadmium	0.36	0.56	ND (0.55)	ND (0.56)	ND (0.54)	ND (0.58)
Calcium	10,000	16000	13200	765	11600	18400
Chromium	26	15.6	14.7	5.1	13	13.4
Cobalt	20	5.6	ND (5.5)	ND (5.6)	ND (5.4)	ND (5.8)
Copper	28	51.2	62.4	3.8	44.2	21.7
Iron	-	18400	12100	3940	16600	4050
Lead	11	171	193	6.6	168	89.4
Magnesium	-	6000	4490	575	3770	835
Manganese	220	214	200	66.1	197	22.6
Mercury	-	0.31	0.28	ND (0.031)	0.37	ND (0.035)
Nickel	38	27.9	18.4	ND (4.4)	18.4	4.9
Potassium	-	ND (1100)	ND (1100)	ND (1100)	ND (1100)	ND (1200)
Selenium	0.63	ND (2.2)	ND (2.2)	ND (2.2)	ND (2.2)	ND (2.3)
Silver	4.2	0.66	0.72	ND (0.56)	0.77	ND (0.58)
Sodium	-	ND (1100)	ND (1100)	ND (1100)	ND (1100)	ND (1200)
Thallium	5	ND (1.1)	ND (1.1)	ND (1.1)	ND (1.1)	ND (1.2)
Vanadium	39	20.5	18.5	6.1	19.4	16.2
Zinc	46	203	468	10	250	25.1
General Chemistry						
Cyanide	-	ND (0.28)	ND (0.27)	ND (0.25)	ND(0.30)	ND (0.29)
Solids, Percent	-	92.5	93.2	94.7	91	90
Total Organic Carbon	-	21900	19600	4000	81800	17500

Footnotes:

Values shaded in yellow indicate exceedance of the Ecological standard
Values shaded blue detected above laboratory quantification limit shown
1- Ecological soil screening values based on NYSDEC screening values for protection ecological resources and USEPA EcoSSLs
ND: Non Detect
mg/kg: miligram per kilogram
ug/kg: micro gram per kilogram
J : Result is less than the RL but greater than or equal to the MDL and the concentration is an

Appendix A – Tetra Tech Phase II ESA Report

South Brooklyn Marine Terminal
Final Phase II Environmental Site Assessment (ESA) Report

Portions of Lots 1, 130, 136, 137, and 155, Block 662
2nd Avenue
Brooklyn, New York 11232

Tetra Tech Project #194-1247-0003
Revision 0
February 9, 2022

PREPARED FOR

Empire Offshore Wind LLC
120 Long Ridge Road, Suite 3EO1
Stamford, CT 06902

PREPARED BY

Tetra Tech, Inc.
6 Century Drive, Suite 300
Parsippany, NJ07054

P +1-973-639-8000
tetratech.com

TABLE OF CONTENTS

1.0 INTRODUCTION 1-1
1.1 Purpose 1-1
1.1 Previous Investigations 1-1
2.0 DESCRIPTION OF PHASE II ESI FIELD ACTIVITIES 2-1
2.1 Soil Boring Investigation 2-1
2.2 Groundwater Investigation 2-2
2.3 Soil Vapor Investigation 2-3
3.0 DISCUSSION OF FINDINGS 3-1
3.1 Applicable Regulatory Standards 3-1
3.2.1 NYSDEC Soil Cleanup Objectives 3-1
3.2.2 NYSDEC Ambient Water Quality Standards and Guidance Values 3-1
3.2.3 NYDOH Soil Vapor Intrusion Guidance 3-1
3.2 Findings for Soil Boring Investigation 3-1
3.3 Findings for Groundwater Investigation 3-2
3.4 Findings for Soil Vapor Intrusion Sampling 3-4
3.5 Summary of Findings 3-4
4.0 CONCLUSIONS AND RECOMENDATIONS 4-1
5.0 REFERENCES 5-1

LIST OF FIGURES

Figure 1 Site Location Map
Figure 2 Soil, Groundwater, Vapor and Air Sampling Locations

LIST OF TABLES

Table 1 Summary of Soil Sampling Results
Table 2 Summary of Groundwater Sampling Results
Table 3 Summary of Soil Vapor Sampling Results

APPENDICES

Appendix A Soil Boring Logs
Appendix B Low flow data Sheets
Appendix C Laboratory Analytical Data Packages

1.0 INTRODUCTION

1.1 Purpose

Tetra Tech, Inc. (Tetra Tech), on behalf of Equinor Wind US LLC (Equinor), conducted a Phase II Environmental Site Assessment (ESA) for portions of the South Brooklyn Marine Terminal (SBMT) located at 2nd Avenue Brooklyn, New York (hereafter referred to as the "Site"). The Site occupies approximately 73.68 acres of land which is largely vacant and primarily consists of asphalt and concrete pavement, existing above-grade structures, railway spurs, and bulkheads. The Site is bounded by 2nd Avenue to the southeast, 39th Street to the southwest, a recycling facility and 29th Street to the northeast and the Gowanus Bay to the northwest. The approximate location of the Site is shown on Figure 1.

The Site is generally flat, and it slopes slightly to the northwest towards Gowanus Bay. The nearest surface water body is Gowanus Bay, which is adjacent to the northwestern portion of the Site. Groundwater was encountered between 5 to 10 feet of the ground surface and has some tidal influence.

Tetra Tech conducted this Phase II ESA to further evaluate the subsurface conditions at the Site and within in the vicinity of RECs and environmental concerns. Historical Phase I ESAs and Phase II ESIs have been performed and are summarized below. The Limited Phase II investigation included sampling and analytical analyses of the soil, groundwater, soil vapor, and ambient air at locations across the Site.

1.1 Previous Investigations

Based on a review of prior reports for the Site, environmental investigations have been completed for the SBMT since at least October 1997. In March 1998, two 550-gallon gasoline underground storage tanks (USTs), four 4,000-gallon gasoline USTs, one 4,000-gallon diesel UST, one 550-gallon waste oil UST, one 1,000-gallon above-ground storage tank (AST) of unknown contents, and one 550-gallon fuel AST were removed from the property. Since impacted soils were detected through post-excavation sampling around the tanks and associated pumps, two spill cases (No. 97-14188 and 97-14190) were opened by New York State Department of Environmental Conservation (NYSDEC) on March 23, 1998. No additional USTs were located during a 1998 geophysical investigation performed at eight portions of the Site following removal of the tanks (TRC 2004). Impacted soils surrounding the former UST area were excavated and transported off-Site for disposal. 13 groundwater monitoring wells were installed around the former tank area and quarterly groundwater sampling was completed by URS Corporation (URS) for various wells between August 2003 and March 2005. Once groundwater contaminant concentrations were measured below the NYSDEC Groundwater Quality Criteria, a request for spill closure was submitted and approved for both cases in May 2005.

An April 2004 investigation by TRC included the advancement of 12 soil borings throughout the Site that revealed the presence of petroleum-related volatile organic compounds (VOCs) and semi-volatile organic compounds (SVOC)s, and metals in subsurface soils between 0 and 10.5 feet below ground surface (bgs). Petroleum-related impacts were observed in four shallow and two subsurface soil samples collected from four borings in the vicinity of the former ASTs (TRC 2004).

A Phase I Environmental Site Assessment was performed by AECOM for the Site in May 2018. AECOM documented that due to the potential for orphan USTs and presence historic urban fill, subsurface contamination may exist at the SBMT. A brass cap within a concrete pad was observed behind the two temporary structures associated with the auto maintenance facility near 37th Street and Second Avenue. The Phase I report also recognized the history of reported spills and removal of the former USTs in 1999. It was suspected that four former 160,000-gallon ASTs existed in in the location of the "N Shed" along the 39th Street Pier. Based on a review of historic aerial photographs, it was estimated that these tanks were active between 1940 and 1953. However, information regarding the decommissioning of the tanks and any impacted soil removal was not available (AECOM 2018).

AECOM also completed a Phase II Limited Site Investigation at SBMT in October 2018 that included the advancement of 15 soil borings to a maximum depth of 20 feet, collection of groundwater grab samples from eight borings, and an inspection of an underground vault located near the New York Department of Transportation (DOT) building in the northeast portion of the Site. Elevated SVOCs concentrations were detected above the New York State Department of Environmental Conservation's (NYSDEC) soil cleanup objectives (SCOs) for Unrestricted, Residential, and Commercial Use in eight borings at the Site, but primarily in the location of the former ASTs within the "N Shed". PCBs were also detected above the commercial SCOs in the vicinity of the DOT building. No VOCs were detected in any soil samples above the Unrestricted SCOs. SVOCs above the New York Technical and Operational Guidance Series (TOGS) 1.1.1 standards were detected in only one groundwater sample from a boring near the 39th Street parking lot.

A subsurface investigation was completed by TRC in July 2019 throughout the Site that included a geophysical survey, advancement of 20 soil borings, installation of eight temporary wells, and installation of eight soil vapor sample locations. The geophysical survey identified an additional UST in the southwestern portion of the Site near 39th Street. Information regarding the four former 160,000-gallon ASTs was not provided in this investigation report. According to the TRC Phase II Investigation Report, the following contaminants were identified for on-Site soils:

- Select VOCs were detected over the Unrestricted Use SCO and Commissioner's Policy Table 2 and/or Table 3 SCLs, but below the Restricted Residential Use, Restricted Commercial Use, and Restricted Industrial Use SCOs;
- Select SVOCs and metals were detected above the Unrestricted Use, Restricted Residential Use, Commercial Use, and Industrial Use SCOs;
- Total PCBs were detected in one sample at a concentration above the Unrestricted Use SCO, but below the Restricted Residential Use, Commercial Use, and Industrial Use SCOs; and,
- Select pesticides were detected over the Unrestricted Use SCOs but below the Restricted Residential Use, Commercial Use, and Industrial Use SCOs.
- Impacts to adjacent subsurface materials were not observed downgradient of the UST.

2.0 DESCRIPTION OF PHASE II ESI FIELD ACTIVITIES

Tetra Tech completed a Phase II ESA between November 16 and December 9, 2021. The completed Phase II ESA field activities focused primarily on evaluating potential subsurface contamination identified from previous investigations. All sample locations are shown on Figure 2.

The Phase II ESA consisted of the following activities:

- The completion of a geophysical survey at each sample location,
- The completion of 40 soil borings to a depth of approximately 10 feet bgs,
- The installation of 11 temporary monitoring wells in the water table aquifer to depths of 6 to 10 feet bgs and collection of groundwater samples from the temporary monitoring wells,
- The collection of soil vapor samples from 13 locations below ground cover (concrete slabs, asphalt, etc.) but above the water table,
- The collection of one ambient air sampling from the Site, and
- Analytical analyses for parameters of environmental concern by a New York certified environmental laboratory.

2.1 Soil Boring Investigation

Tetra Tech completed a total of 40 soil borings at the Site between November 18 through December 6, 2021. The soil boring locations were chosen to further evaluate the subsurface conditions at the Site and within in the vicinity of RECs and environmental concerns as noted in Section 2.0 of this Report. The soil boring locations are shown on Figure 2.

Aquifer Drilling and Testing (ADT), a subsidiary of Cascade Environmental, of Mineola, NY was retained as a subcontractor by Tetra Tech for drilling services. Soil borings were completed using direct push drilling methods (i.e., Geoprobe™), utilizing a track-mounted direct drive rig. The top five feet of each boring were hand cleared using either hand auger or a Utilivac and air knife. From five feet bgs to completion, a continuous soil core was collected from ground surface to boring completion depth with a macro-core sampler lined by acetate sleeves. A description of the soils retained in each sample core was logged, according to the Universal Soil Classification System (USCS), by Tetra Tech's field personnel, and the soils were screened in the field for the presence of VOCs with a photoionization detector (PID). Upon completion, the borings were backfilled to near grade-surface with soil cuttings. Soil boring logs, including the PID readings are provided in Appendix A.

One soil sample from each boring was collected for laboratory analysis, from the two-foot interval exhibiting the greatest evidence of impact (e.g., elevated PID readings, odors, or staining). If no evidence of impacts was observed during soil boring advancement, a soil sample was collected from the interval immediately above the groundwater table. .

Soil samples for off-site laboratory analysis were transferred to certified-clean containers provided by the laboratory by personnel wearing clean, disposable nitrile gloves. The soil fraction for TCL VOCs was collected using an En Core® sampler before removing the soil from the core tube. Collected soils were then placed into a clean, disposable aluminum tin using a disposable plastic trowel, and mixed together to ensure a homogeneous sample representative of the sampling interval. The remaining analytical fractions were then transferred into the appropriate glass jars, labeled, recorded on a chain-of-custody, and placed into an ice-chilled cooler pending transport to the analytical laboratory. Samples for PFAS analysis were collected using NYSDEC PFAS protocols.

The soil samples were analyzed by an off-site laboratory certified under the New York State Department of Health (NYSDOH) Environmental Laboratory Approval Program (ELAP) using a standard 10-day turn-around-time. The soil samples were analyzed for the following:

- Target Compound List (TCL) VOCs using USEPA Method 8260;
- TCL semi-volatile organic compounds SVOCs using USEPA Method 8270;
- Polychlorinated biphenyls (PCBs) using USEPA Method 8082;
- TCL pesticides and herbicides using USEPA Methods 8081 and 8151, respectively;
- Target Analyte List (TAL) metals using USEPA Methods 6010 and 7471;
- Total cyanide by USEPA Method 9014;
- 1,4-dioxane by USEPA Method 8270 SIM, and;
- Per- and polyfluoroalkyl substances (PFAS) by USEPA Method 537.1.

2.2 Groundwater Investigation

A total of eleven temporary monitoring wells were installed at depths of 6 to 10 feet bgs. Groundwater samples were collected from eleven temporary well locations via low-flow purge by peristaltic pump. Groundwater samples were collected on December 6 and 7, 2021 at the Site. The groundwater samples were field screened for evidence of contamination. Low flow data sheets are provided in Appendix B. As noted on the data sheets, field indications of contamination (sheen observed in purge water bucket) were generally limited to temporary monitoring wells TT-SB-12GW and TT-SB-27GW. Groundwater sample locations are shown on Figure 2.

Due to the undeveloped nature of the temporary wells, only an initial and end reading was recorded on the purge log forms. A sample was collected once the readings began to stabilize (primarily turbidity). Readings were measured via a Horiba U-52 and a LaMotte Turbidity meter and samples were collected

using a peristaltic pump. The groundwater samples were collected and containerized in accordance with NYSDEC protocols. The sample containers were properly labeled and placed in a cooler for transport to Chemtech Laboratories. Standard chain-of-custody procedures were followed.

The ground water sample were submitted to a New York State Department of Health (NYSDOH) approved laboratory for the following analyses:

- VOCs by USEPA Method 8260;
- Per- and poly-fluoroalkyl (PFAS) compounds by Method 537.1 (21 Compound List);
- SVOCs by USEPA Method 8270;
- Pesticides by USEPA Method 8081A;
- PCBs by USEPA Method 8082;
- Herbicides by USEPA Method 8151;
- Total Metals (total and dissolved metals);
- 1,4-dioxane by USEPA Method 8270 SIM, and;

2.3 Soil Vapor Investigation

Tetra Tech completed a soil vapor investigation at various locations throughout the Site. These locations were selected to evaluate subsurface soil and soil vapor conditions for the presence of VOCs throughout the Site. One ambient air sample was also collected concurrent with the soil vapor samples to compare with the results of the soil vapor samples to assist in evaluating whether the compounds detected are airborne related verses contaminants detected below grade. Tetra Tech installed thirteen soil vapor sampling points in asphalt paved areas and inside two of the warehouses. Of the fourteen planned locations, only thirteen were sampled due to a high-water table at TT-SB-26SV. The soil vapor sample locations and the ambient air sample location are shown in Figure 2.

The soil vapor points were installed using direct push methods with a 4-inch diameter stainless steel screen to the target depth. This depth was approximately 1 to 2 feet above the groundwater, so the depths of the points ranged from 3 to 6 feet bgs, but were typically 5 feet bgs. The void around the screen was filled with #1 Morie sand and the upper portion sealed to the slab or asphalt using bentonite. The soil vapor and ambient air samples were collected in accordance with applicable NYSDEC protocols and the NYSDOH Soil Vapor Intrusion Guidance Document utilizing six-liter Summa Cannisters and an eight-hour sampling interval flow controller with a gauge and Swagelok® connection. Start and end pressures (vacuum) were recorded, and the flow controller gauges were monitored, and the valves closed before the canisters reached neutral or positive pressure. The sample containers were properly labeled and placed in a shipping box for transport to SGS. Standard chain-of-custody procedures were followed, and

the samples were analyzed for the TO-15 suite of VOCs. The samples were analyzed for a suite of approximately 68 VOCs utilizing United States Environmental Protection Agency (USEPA) method TO-15.

3.0 DISCUSSION OF FINDINGS

This section presents a discussion of the findings of the sampling activities described above. Summaries of the detected compounds in the soil, groundwater, soil vapor, and ambient air samples collected during the Phase II ESA are presented in Tables 1 through 3. The complete laboratory analytical data packages are included in Appendix C.

3.1 Applicable Regulatory Standards

The regulatory standards and guidelines of the NYSDEC and NYSDOH were used to evaluate the results of the soil and groundwater analyses, as described below.

3.2.1 NYSDEC Soil Cleanup Objectives

Analytical results for soil samples were compared to the NYSDEC Industrial Use with Protection of Groundwater Overlay SCOs (6 NYCCR Tables 375-6.8(a) and (b). Comparison of analytical results and regulatory standards evaluated whether the concentration of each analyzed substance exceeded the SCO as specified by the NYSDEC.

3.2.2 NYSDEC Ambient Water Quality Standards and Guidance Values

Analytical results for groundwater samples were compared to the NYSDEC Ambient Water Quality Standards and Guidance Values. The standards and guidance values are ambient water quality values that were developed in order to protect New York's waters by the NYSDEC according to the authority of the Environmental Conservation Law and 6 NYCCR Parts 700-706, Water Quality Regulations. Regulatory values used for comparisons are found in Table 1 of the NYSDEC Division of Water Technical and Operational Guidance Series (1.1.1) Ambient Water Quality Standards and Guidance Values, issued June 1998. Comparison of analytical results and regulatory standards evaluated whether the concentration of each analyzed substance exceeded the statewide standard or guidance value as specified by the NYSDEC.

3.2.3 NYDOH Soil Vapor Intrusion Guidance

Analytical results for the soil vapor samples were evaluated in accordance with the NYSDEC Guidance Document DER-10, the New York State Department of Health Guidance for Evaluation Soil Vapor Intrusion in the State of New York dated October 2006, as amended (Soil Vapor Intrusion Guidance Document).

3.2 Soil Boring Investigation Results

The soil boring investigation included screening in the field for indications of contamination, and analytical analyses of approximately 42 soil samples (including two duplicates) at 40 soil boring locations. Table 1 presents the soil data and identifies the constituents that exceeded the applicable SCO. Laboratory analytical data packages are provided in Appendix C.

No PCBs were detected in soil samples collected during the Phase II ESA. Ten VOCs, pesticides/herbicides, , metals and total cyanide were detected in samples across the Site, although not at concentrations that exceeded Industrial Use SCOs. 1,4-dioxane and PFAS were detected in one and four samples, respectively. Two SVOCs, benzo(a)pyrene and dibenzo(a,h)anthracene, were detected above Industrial Use SCOs in seven soil boring locations and eight soil samples (including 1 duplicate sample). These constituents were detected in sample locations TT-SB-05, TT-SB-07, TT-SB-12, TT-SB-13, , TT-SB-38, TT-SB-39, TT-SB-40, and S-DUP-02 (collected at TT-SB-24).

The results of the comparison of soil sample results to Industrial Use SCOs are as follows:

- Benzo(a)pyrene was detected in 33 of 42 samples, ranging from 22.9 to 9,330 ug/kg, and exceeded the NYSDEC Industrial Use SCO in eight (8) samples.
- Dibenzo(a,h)anthracene was detected in 24 of 42 samples, ranging from 19.2 to 1,530 ug/kg, and exceeded the NYSDEC Industrial Use SCO in one (1) sample.

3.3 Groundwater Investigation Results

The groundwater investigation included low-flow sampling from 11 temporary monitoring wells installed at the Site. Table 2 presents the groundwater data and identifies the constituents that exceeded the applicable NYSDEC Ambient Water Quality Standards and Guidance Values, and the complete analytical laboratory data packages are presented in Appendix C.

No pesticides/herbicides, or PCBS were detected in groundwater. One VOC (benzene) was detected, but not at concentrations above the NYSDEC Ambient Water Quality Standards and Guidance Values. 1,4 dioxane and PFAS were detected at several groundwater samples. SVOCs were detected in seven groundwater samples, and five SVOCs were detected at concentrations above the NYSDEC Ambient Water Quality Standards and Guidance Values at three locations. The SVOCs exceeding standards included benzo(a)anthracene, benzo(b)fluoranthene, benzo(k)fluoranthene, chrysene, and indeno(1,2,3-cd)pyrene. These SVOCs were detected above standards in sample locations TT-SB-13GW, TT-SB-30GW, and TT-SB-31GW. Metals were detected in all analyzed groundwater samples. Excluding commonly occurring metals such as aluminum, iron, calcium, sodium, and magnesium, six metals were detected at concentrations above the NYSDEC Ambient Water Quality Standards and Guidance Values at six locations. The metals exceeding standards included antimony, arsenic, beryllium, chromium, manganese, and nickel. These metals were detected above standards in sample locations TT-SB-02GW, TT-SB-06GW, TT-SB-20GW, TT-SB-23GW, TT-SB-27GW, and TT-SB-30GW.

The results of the comparison of groundwater sample results to NYSDEC Ambient Water Quality Standards and Guidance Values are as follows:

- Benzo(a)anthracene was detected in 2 of 12 samples, ranging from 0.47 to 0.76 ug/L, and exceeded its NYSDEC Ambient Water Quality Standards and Guidance Values in both samples.
- Benzo(b)fluoranthene was detected in 2 of 12 samples, ranging from 0.61 to 0.9 ug/L, and exceeded its NYSDEC Ambient Water Quality Standards and Guidance Values in both samples.
- Benzo(k)fluoranthene was detected in 2 of 12 samples, ranging from 0.21 to 0.38 ug/L, and exceeded its NYSDEC Ambient Water Quality Standards and Guidance Values in both samples.
- Chrysene was detected in 2 of 12 samples, ranging from 0.37 to 0.64 ug/L, and exceeded its NYSDEC Ambient Water Quality Standards and Guidance Values in both samples.
- Indeno(1,2,3-cd)Pyrene was detected in 3 of 12 samples, ranging from 0.57 to 1.1 ug/L, and exceeded its NYSDEC Ambient Water Quality Standards and Guidance Values in all three (3) samples.
- Antimony was detected in one sample, at a concentration of 6.2 ug/L, exceeding its NYSDEC Ambient Water Quality Standards and Guidance Values.
- Arsenic was detected in 9 of 11 samples, ranging from 3.1 to 66.6 ug/L, exceeding its NYSDEC Ambient Water Quality Standards and Guidance Values at one location.
- Beryllium was detected in 5 of 11 samples, ranging from 1.1 to 7.1 ug/L, exceeding its NYSDEC Ambient Water Quality Standards and Guidance Values at one location.
- Chromium was detected in 4 of 11 samples, ranging from 11.7 to 140 ug/L, exceeding its NYSDEC Ambient Water Quality Standards and Guidance Values at one location.
- Lead was detected in 9 of 11 samples, ranging from 6.2 to 258 ug/L, exceeding its NYSDEC Ambient Water Quality Standards and Guidance Values at four (4) locations.
- Manganese was detected in all 11 samples, ranging from 20.5 to 10,700 ug/L, exceeding its NYSDEC Ambient Water Quality Standards and Guidance Values at six (6) locations.
- Nickel was detected in 5 of 11 samples, ranging from 11.2 to 206 ug/L, exceeding its NYSDEC Ambient Water Quality Standards and Guidance Values at one location.

3.4 Findings for Soil Vapor Intrusion Sampling

A total of 68 VOCs were analyzed for the TO-15 suite of parameters. Of those 68 analyzed VOCs, 46 were detected at 13 of the soil vapor sample locations. Results of the detected VOCs are shown in Table 3. All the soil vapor samples were collected in outdoor locations or within open air decommissioned warehouses. Therefore, none of the samples were compared to indoor air quality screening values.

There were several VOCs that were detected above ambient air concentrations at multiple locations:

- Benzene was detected at concentrations ranging from 0.7 to 45.4 ug/m^3,
- Cyclohexane was detected at concentrations ranging from 0.27 to 372 ug/m^3,
- Ethylbenzene was detected at concentrations ranging from 0.42 to 2.9 ug/m^3,
- Heptane was detected at concentrations ranging from 0.49 to 422 ug/m^3,
- Hexane was detected at concentrations ranging from 0.49 to 206 ug/m^3,
- Methyl ethyl ketone was detected at concentrations ranging from 0.41 to 121 ug/m^3,
- Toluene was detected at concentrations ranging from 1.5 to 51.6 ug/m^3, and
- Xylenes (total) was detected at concentrations ranging from 0.91 to 136 ug/m^3.

One ambient air sample was collected as part of the sampling event. There were 17 VOCs that were detected in the ambient air sample.

3.5 Summary of Findings

Tetra Tech performed a Phase II ESA consisting of a limited geophysical survey; the completion of 40 soil borings, installation of 11 temporary monitoring wells and 13 soil vapor intrusion sampling points, and sampling of the soil, groundwater, soil vapor and ambient air for parameters of environmental concern. The results of the Phase II ESI are as follows:

- No PCBs were detected in soil samples collected during the Phase II ESA. Ten VOCs, pesticides/herbicides, , metals and total cyanide were detected in samples across the Site, although not at concentrations that exceeded Industrial Use SCOs. 1,4-dioxane and PFAS were detected in one and four samples, respectively. Two SVOCs, benzo(a)pyrene and dibenzo(a,h)anthracene, were detected above Industrial Use SCOs in seven soil boring locations and eight soil samples (including 1 duplicate sample). These constituents were detected in sample locations TT-SB-05, TT-SB-07, TT-SB-12, TT-SB-13, , TT-SB-38, TT-SB-39, TT-SB-40, and S-DUP-02 (collected at TT-SB-24).

- No pesticides/herbicides, or PCBS were detected in groundwater. One VOC (benzene) was detected, but not at concentrations above the NYSDEC Ambient Water Quality Standards and Guidance Values. 1,4 dioxane and PFAS were detected at several groundwater samples. SVOCs were detected in seven groundwater samples, and five SVOCs were detected at concentrations

above the NYSDEC Ambient Water Quality Standards and Guidance Values at three locations. The SVOCs exceeding standards included benzo(a)anthracene, benzo(b)fluoranthene, benzo(k)fluoranthene, chrysene, and indeno(1,2,3-cd)pyrene. These SVOCs were detected above standards in sample locations TT-SB-13GW, TT-SB-30GW, and TT-SB-31GW. Metals were detected in all analyzed groundwater samples. Excluding commonly occurring metals such as aluminum, iron, calcium, sodium, and magnesium, six metals were detected at concentrations above the NYSDEC Ambient Water Quality Standards and Guidance Values at six locations. The metals exceeding standards included antimony, arsenic, beryllium, chromium, manganese, and nickel. These metals were detected above standards in sample locations TT-SB-02GW, TT-SB-06GW, TT-SB-20GW, TT-SB-23GW, TT-SB-27GW, and TT-SB-30GW.

- The soil vapor intrusion investigation indicated that 46 of the 68 analyzed VOCs were detected at 13 of the soil vapor intrusion sample locations. VOCs that were detected at elevated concentrations included benzene, cyclohexane, ethylbenzene, heptane, hexane, methyl ethyl ketone, toluene, and xylenes (total).

4.0 CONCLUSIONS AND RECOMENDATIONS

Based on the results of Tetra Tech's Phase II ESA, Tetra Tech concludes that there are exceedances of the applicable regulatory standards for VOCs, SVOCs, and metals in Site soils, groundwater, and soil vapor. Therefore, this site should be considered for entry into the New York Brownfield Cleanup Program.

5.0 REFERENCES

AECOM, 2018 Phase I Environmental Site Assessment, South Brooklyn Marine Terminal, Second Avenue between 33rd and 39th Streets, Brooklyn, New York.

AECOM, 2018, Phase II Limited Site Investigation Results Report, South Brooklyn Marine Terminal.

AECOM, 2018, Subsurface Exploration Report, 269 37th Street, Brooklyn, New York.

TRC Companies, 2019, Phase II Environmental Site Investigation (ESI) Summary Report, NYCEDC – South Brooklyn Marine Terminal.

TRC Companies, 2004, Supplemental Site Investigation Report, South Brooklyn Marine Terminal, Brooklyn, New York.

New York State Department of Environmental Conservation (DEC): CP-51/Soil Cleanup Guidance. October 21, 2010. (https://www.dec.ny.gov/docs/remediation_hudson_pdf/cpsoil.pdf)

New York State Department of Environmental Conservation (DEC): DER-10 Technical Guidance for Site investigation and Remediation. May 3, 2010. (http://www.dec.ny.gov/regulations/67386.html).

New York State Department of Health (NYSDOH): Guidance for Evaluating Soil Vapor Intrusion in the State of New York. October 2006, updated August 2015 and September 2013 (https://www.health.ny.gov/environmental/investigations/soil_gas/svi_guidance/).

FIGURES

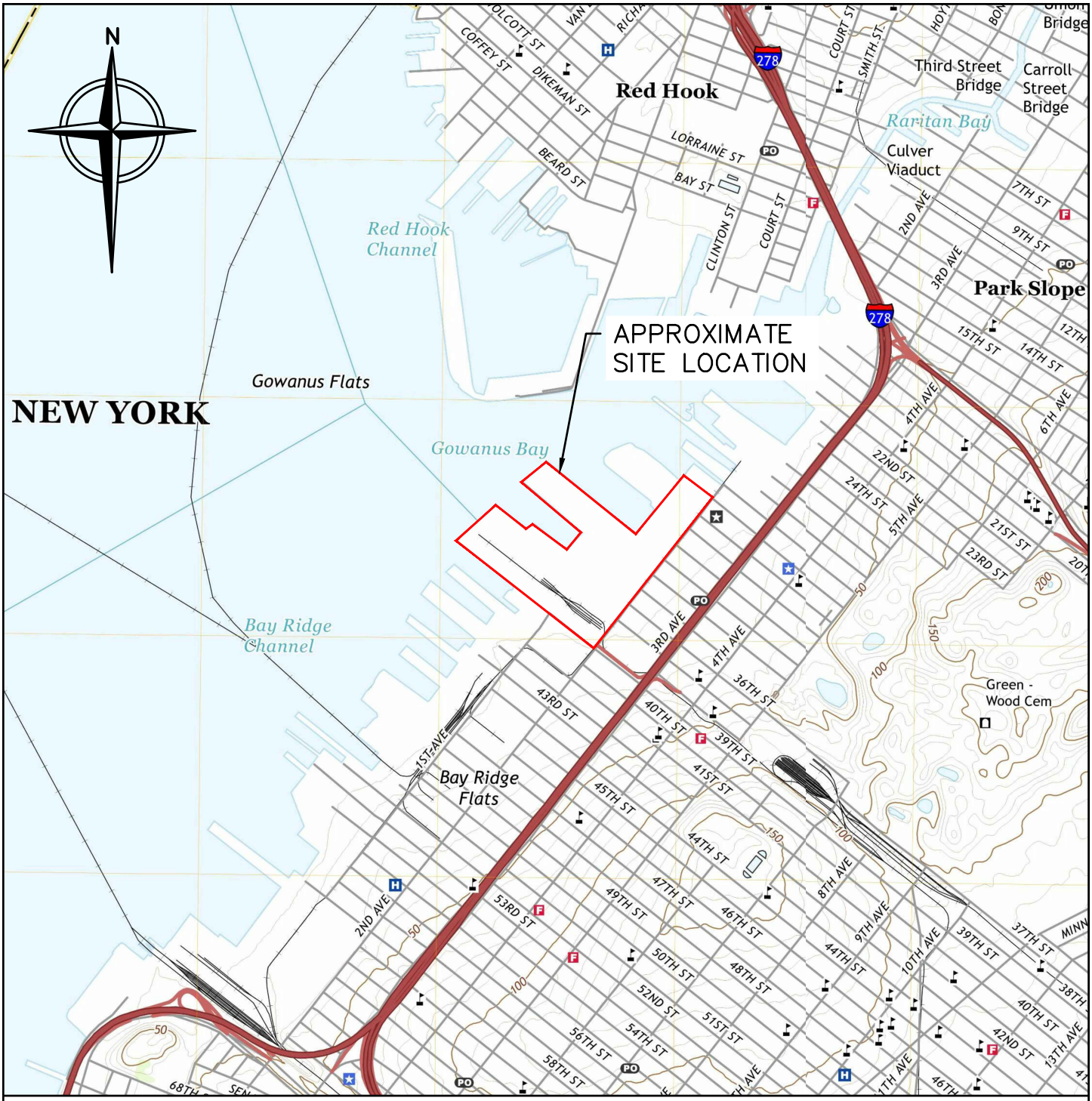

TETRA TECH

TETRA TECH, INC.
6 CENTURY DRIVE, SUITE 3
PARSIPPANY, NJ 07054
(973) 630-8000

FIGURE 1 - SITE LOCATION MAP

SOUTH BROOKLYN MARINE
TERMINAL
2ND AVENUE
BROOKLYN, NY 11232

equinor

EQUINOR WIND US LLC
120 LONG RIDGE ROAD, SUITE 3EO1
STAMFORD, CT 06902

Soil Boring Location	TT-SB-38
Laboratory Sample ID	JD36272-1
Sample Depth in feet bgs	7.5-9.5
Sampling Date	12/6/2021
Semi Volatile Organic Compounds (ug/kg)	
Benzo(a)pyrene	1130

Soil Boring Location	TT-SB-39
Laboratory Sample ID	JD36272-2
Sample Depth in feet bgs	6.5-8.5
Sampling Date	12/6/2021
Semi Volatile Organic Compounds (ug/kg)	
Benzo(a)pyrene	1300

Soil Boring Location	TT-SB-40
Laboratory Sample ID	JD36272-3
Sample Depth in feet bgs	6.0-8.0
Sampling Date	12/6/2021
Semi Volatile Organic Compounds (ug/kg)	
Benzo(a)pyrene	1970

Soil Boring Location	TT-SB-05
Laboratory Sample ID	JD35782-1
Sample Depth in feet bgs	6.5-8.5
Sampling Date	11/19/2021
Semi Volatile Organic Compounds (ug/kg)	
Benzo(a)pyrene	1160

Soil Boring Location	TT-SB-07
Laboratory Sample ID	JD35782-4
Sample Depth in feet bgs	6.0-8.0
Sampling Date	11/22/2021
Semi Volatile Organic Compounds (ug/kg)	
Benzo(a)pyrene	1850

Location ID	TT-SB-06GW
Laboratory Sample ID	JD36309-2A
Sampling Date	12/7/2021
Metals (ug/L)	
Manganese	6880

Location ID	TT-SB-13GW
Laboratory Sample ID	JD36309-1
Sampling Date	12/7/2021
Semi Volatile Organic Compounds (ug/L)	
Benzo(a)anthracene	0.76 J
Benzo(b)fluoranthene	0.90 J
Benzo(k)fluoranthene	0.38 J
Chrysene	0.64 J
Indeno(1,2,3-cd)Pyrene	0.57 J

Location ID	TT-SB-02GW
Laboratory Sample ID	JD36309-3
Sampling Date	12/7/2021
Metals (ug/L)	
Manganese	2210

Soil Boring Location	TT-SB-12
Laboratory Sample ID	JD35850-2
Sample Depth in feet bgs	7.0-9.0
Sampling Date	11/24/2021
Semi Volatile Organic Compounds (ug/kg)	
Benzo(a)pyrene	9330

Soil Boring Location	SDUP-02 (TT-SB-24)
Laboratory Sample ID	JD36084-5
Sample Depth in feet bgs	6.5-8.5
Sampling Date	12/1/2021
Semi Volatile Organic Compounds (ug/kg)	
Benzo(a)pyrene	1560

Location ID	TT-SB-23GW
Laboratory Sample ID	JD36297-6
Sampling Date	12/7/2021
Metals (ug/L)	
Arsenic	66.6
Beryllium	7.1
Chromium	140
Manganese	10700
Nickel	206

Location ID	TT-SB-31GW
Laboratory Sample ID	JD36297-1
Sampling Date	12/6/2021
Semi Volatile Organic Compounds (ug/L)	
Benzo(a)anthracene	0.47 J
Benzo(b)fluoranthene	0.61 J
Benzo(k)fluoranthene	0.21 J
Chrysene	0.37 J
Indeno(1,2,3-cd)Pyrene	1.1

Soil Boring Location	TT-SB-13
Laboratory Sample ID	JD35939-1
Sample Depth in feet bgs	7.5-9.5
Sampling Date	11/29/2021
Semi Volatile Organic Compounds (ug/kg)	
Benzo(a)pyrene	9080
Dibenzo(a,h)anthracene	1530

Location ID	TT-SB-20GW
Laboratory Sample ID	JD36297-4
Sampling Date	12/6/2021
Metals (ug/L)	
Antimony	6.2
Manganese	4550

Location ID	TT-SB-30GW
Laboratory Sample ID	JD36297-2
Sampling Date	12/6/2021
Semi Volatile Organic Compounds (ug/L)	
Indeno(1,2,3-cd)Pyrene	0.73 J
Metals (ug/L)	
Manganese	2770

Location ID	TT-SB-27GW
Laboratory Sample ID	JD36297-3
Sampling Date	12/6/2021
Metals (ug/L)	
Manganese	2150

LEGEND

- TETRA TECH SOIL BORING AND SOIL VAPOR SAMPLE
- TETRA TECH SOIL SAMPLE LOCATION
- TETRA TECH SOIL BORING AND GROUNDWATER GRAB SAMPLE
- TRC SOIL SAMPLE
- AECOM SOIL SAMPLE
- PROJECT AREA
- PARCEL BOUNDARIES

GENERAL NOTES

1. FEET BGS = FEET BELOW THE GROUND SURFACE
2. NE = NO EXCEEDANCE
3. SCO - SOIL CLEANUP OBJECTIVE
4. ug/kg = MICROGRAMS PER KILOGRAM
5. ug/L = MICROGRAMS PER LITER
6. mg/kg = MILLIGRAMS PER KILOGRAM
7. J - INDICATES AN ESTIMATED VALUE
8. SOIL EXCEEDANCES REFERENCE THE NEW YORK SCO-INDUSTRIAL W/CP-51 (10/10) (6 NYCRR 375-612/06) SCREENING CRITERIA.
9. GROUNDWATER EXCEEDANCES REFERENCE THE NEW YORK STATE DEPARTMENT OF ENVIRONMENTAL CONSERVATION (NYSDEC) AMBIENT WATER QUALITY STANDARDS AND GUIDANCE VALUES.
10. TETRA TECH SAMPLE LOCATIONS REFERENCE "FIGURE 2 - SOIL, GROUNDWATER, VAPOR AND AIR SAMPLING LOCATIONS, SOUTH BROOKLYN MARINE TERMINAL, SOUTH BROOKLYN, NY" DRAWING PREPARED BY TETRA TECH IN JANUARY 2022.
11. SAMPLE LOCATIONS REFERENCE THE "SAMPLE LOCATION PLAN" PREPARED BY TRC IN AUGUST 2019.
12. AECOM SAMPLE LOCATIONS REFERENCE "FIGURE 4, ANALYTICAL RESULTS- SURFACE AND SUBSURFACE SOIL SAMPLES" MAP PREPARED BY AECOM IN DECEMBER 2018.
13. TAX PARCEL INFORMATION REFERENCES THE NEW YORK CITY DEPARTMENT OF FINANCE DIGITAL TAX MAP, ACCESSED ON 1/21/2022.

N

0 120 240 Feet

equinor

EQUINOR WIND US LLC
120 LONG RIDGE ROAD, SUITE 3EO1
STAMFORD, CT 06902

TETRA TECH

STAMP:

DRAFT
NOT FOR CONSTRUCTION

SOUTH BROOKLYN MARINE TERMINAL
EQUINOR WIND US LLC
2ND AVENUE
BROOKLYN, NY 11232

PROJECT NUMBERS:
194-1247-0003

SHEET TITLE:
PHASE II ESA
SOIL AND GROUNDWATER SAMPLING LOCATIONS

SHEET SIZE:
ARCH "D"
24" X 36" (610 x 914)
0 ½" 1"

THIS DOCUMENT IS THE PROPERTY OF TETRA TECH WHO HAS UNLIMITED RIGHTS. THIS DOCUMENT IS PROVIDED UPON CONDITION THAT IT WILL NEITHER BE REPRODUCED, COPIED, OR ISSUED TO A THIRD PARTY AND WILL BE USED SOLELY FOR THE ORIGINAL INTENDED PURPOSE.

NO.	REVISION	DATE	INIT.

DATE:	1/19/2022
DRAWN BY:	MN
ENGINEER:	MN
APPROVED BY:	RC

PROJECT PHASE:
N/A

SCALE:
1" = 120'

SHEET NO.:
FIGURE 2

\\tt.local\gfs\US\Volume3\Legacy\tts119fs2\CES\Projects\Equinor\Brownfields\SBMT\Phase II Investigation\Sample Location Plan\SBMT Results Comparison Map-Sheet-2.dwg
Printed: 1/21/2022 1:06 PM

Tables

Table 1
Soil Sampling Results

Phase II Environmental Site Assessment
South Brooklyn Marine Terminal

Soil Boring Location / Sample Depth in feet bgs / Sampling Date	NY SCO - Industrial w/CP-51 (10/10)(6 NYCRR 375-6	TT-SB-01 5.5-6.0 11/18/2021	TT-SB-02 7.0-9.0 11/18/2021	TT-SB-03 7.0-9.0 11/19/2021	TT-SB-04 7.5-9.5 11/19/2021	TT-SB-05 6.5-8.5 11/19/2021	S DUP-01 11/19/2021	TT-SB-06 5.0-7.0 11/22/2021	TT-SB-07 6.0-8.0 11/22/2021
Volatile Organic Compounds (ug/kg)									
Acetone	1000000	ND (4.1)	ND (4.6)	ND (4.0)	5.5 J	18.8	20.7	10.2	8.9 J
Benzene	89000	ND (0.46)	ND (0.51)	ND (0.44)	ND (0.42)	ND (0.49)	ND (0.42)	ND (0.39)	3.8
Bromochloromethane	-	ND (0.56)	ND (0.63)	ND (0.54)	ND (0.52)	ND (0.60)	ND (0.52)	ND (0.48)	ND (0.60)
Bromodichloromethane	-	ND (0.43)	ND (0.48)	ND (0.41)	ND (0.40)	ND (0.46)	ND (0.40)	ND (0.37)	ND (0.46)
Bromoform	-	ND (1.4) [a]	ND (1.5) [a]	ND (1.3) [a]	ND (1.3)	ND (1.5)	ND (1.3)	ND (1.2)	ND (1.4)
Bromomethane	-	ND (0.76)	ND (0.85)	ND (0.73)	ND (0.71) [a]	ND (0.82)	ND (0.71)	ND (0.65)	ND (0.81)
2-Butanone (MEK)	1000000	ND (2.4)	ND (2.7)	ND (2.3)	ND (2.3)	ND (2.6)	ND (2.3)	ND (2.1)	ND (2.6)
Carbon disulfide	-	ND (0.54)	ND (0.60)	ND (0.51)	ND (0.50)	0.76 J	1.2 J	ND (0.46)	0.68 J
Carbon tetrachloride	44000	ND (0.62)	ND (0.69)	ND (0.59)	ND (0.57)	ND (0.66)	ND (0.58)	ND (0.53)	ND (0.66)
Chlorobenzene	1000000	ND (0.46)	ND (0.51)	ND (0.44)	ND (0.43)	ND (0.49)	ND (0.43)	ND (0.39)	ND (0.49)
Chloroethane	-	ND (0.59)	ND (0.66)	ND (0.57)	ND (0.55)	ND (0.63) [a]	ND (0.55) [a]	ND (0.51) [a]	ND (0.63) [a]
Chloroform	700000	ND (0.52)	ND (0.58)	ND (0.50)	ND (0.48)	ND (0.56)	ND (0.48)	ND (0.44)	ND (0.55)
Chloromethane	-	ND (2.0)	ND (2.2)	ND (1.9)	ND (1.8)	ND (2.1)	ND (1.8)	ND (1.7)	ND (2.1)
Cyclohexane	-	ND (0.66)	ND (0.73)	ND (0.63)	ND (0.61)	ND (0.70)	ND (0.61)	ND (0.56)	ND (0.70)
1,2-Dibromo-3-chloropropane	-	ND (0.69)	ND (0.78)	ND (0.66)	ND (0.64)	ND (0.74)	ND (0.65)	ND (0.59)	ND (0.74)
Dibromochloromethane	-	ND (0.56)	ND (0.63)	ND (0.54)	ND (0.52)	ND (0.60)	ND (0.52)	ND (0.48)	ND (0.60)
1,2-Dibromoethane	-	ND (0.42)	ND (0.47)	ND (0.40)	ND (0.39)	ND (0.45)	ND (0.39)	ND (0.36)	ND (0.45)
1,2-Dichlorobenzene	1000000	ND (0.55)	ND (0.61)	ND (0.52)	ND (0.51)	ND (0.59) [b]	ND (0.51) [b]	ND (0.47) [b]	ND (0.58) [b]
1,3-Dichlorobenzene	560000	ND (0.50)	ND (0.55)	ND (0.47)	ND (0.46)	ND (0.53) [b]	ND (0.46) [b]	ND (0.42) [b]	ND (0.53) [b]
1,4-Dichlorobenzene	250000	ND (0.49)	ND (0.55)	ND (0.47)	ND (0.46)	ND (0.53)	ND (0.46)	ND (0.42)	ND (0.53)
Dichlorodifluoromethane	-	ND (0.73)	ND (0.81)	ND (0.70)	ND (0.67)	ND (0.78)	ND (0.68)	ND (0.62)	ND (0.77)
1,1-Dichloroethane	480000	ND (0.50)	ND (0.55)	ND (0.47)	ND (0.46)	ND (0.53)	ND (0.46)	ND (0.42)	ND (0.53)
1,2-Dichloroethane	60000	ND (0.47)	ND (0.53)	ND (0.45)	ND (0.44)	ND (0.50)	ND (0.44)	ND (0.40)	ND (0.50)
1,1-Dichloroethene	1000000	ND (0.66)	ND (0.73)	ND (0.63)	ND (0.61)	ND (0.70)	ND (0.61)	ND (0.56)	ND (0.70)
cis-1,2-Dichloroethene	1000000	ND (0.84)	ND (0.94)	ND (0.80)	ND (0.78)	ND (0.90)	ND (0.78)	ND (0.72)	ND (0.89)
trans-1,2-Dichloroethene	1000000	ND (0.61)	ND (0.68)	ND (0.58)	ND (0.57)	ND (0.66)	ND (0.57)	ND (0.52)	ND (0.65)
1,2-Dichloropropane	-	ND (0.47)	ND (0.53)	ND (0.45)	ND (0.44)	ND (0.51)	ND (0.44)	ND (0.41)	ND (0.50)
cis-1,3-Dichloropropene	-	ND (0.48)	ND (0.53)	ND (0.45)	ND (0.44)	ND (0.51)	ND (0.44)	ND (0.41)	ND (0.51)
trans-1,3-Dichloropropene	-	ND (0.46)	ND (0.51)	ND (0.44)	ND (0.42)	ND (0.49)	ND (0.43)	ND (0.39)	ND (0.49)
Ethylbenzene	780000	ND (0.45)	ND (0.51)	ND (0.43)	ND (0.42)	ND (0.49)	ND (0.42)	ND (0.39)	ND (0.48)
Freon 113	-	ND (2.7)	ND (3.0)	ND (2.6)	ND (2.5)	ND (2.9)	ND (2.5)	ND (2.3)	ND (2.8)
2-Hexanone	-	ND (2.1)	ND (2.4)	ND (2.0)	ND (2.0)	ND (2.3)	ND (2.0)	ND (1.8)	ND (2.3)
Isopropylbenzene	-	ND (1.4)	ND (1.6)	ND (1.4)	ND (1.3)	ND (1.5)	ND (1.3)	ND (1.2)	ND (1.5)
Methyl Acetate	-	ND (1.4)	ND (1.6)	ND (1.3)	ND (1.3)	ND (1.5)	ND (1.3)	ND (1.2)	ND (1.5)
Methylcyclohexane	-	ND (0.88)	ND (0.98)	ND (0.84)	ND (0.81)	ND (0.94)	ND (0.82)	ND (0.75)	ND (0.93)
Methyl Tert Butyl Ether	1000000	ND (0.47)	ND (0.52)	ND (0.45)	ND (0.43)	ND (0.50)	ND (0.44)	ND (0.40)	ND (0.50)
4-Methyl-2-pentanone(MIBK)	-	ND (2.3)	ND (2.5)	ND (2.2)	ND (2.1)	ND (2.4)	ND (2.1)	ND (1.9)	ND (2.4)
Methylene chloride	1000000	ND (2.6)	ND (2.9)	ND (2.5)	ND (2.4)	ND (2.8)	ND (2.4)	ND (2.2)	ND (2.8)
Styrene	-	ND (0.40)	ND (0.45)	ND (0.38)	ND (0.37)	ND (0.43)	ND (0.38)	ND (0.34)	ND (0.43)
1,1,2,2-Tetrachloroethane	-	ND (0.60)	ND (0.67)	ND (0.57)	ND (0.56)	ND (0.64)	ND (0.56)	ND (0.51)	ND (0.64)
Tetrachloroethene	300000	ND (0.58)	ND (0.65)	ND (0.56)	ND (0.54)	ND (0.62)	ND (0.54)	ND (0.50)	ND (0.62)
Toluene	1000000	ND (0.53)	ND (0.59)	ND (0.50)	ND (0.49)	ND (0.56)	ND (0.49)	ND (0.45)	1.5
1,2,3-Trichlorobenzene	-	ND (2.5)	ND (2.8)	ND (2.4)	ND (2.3)	ND (2.7)	ND (2.3)	ND (2.1)	ND (2.7)
1,2,4-Trichlorobenzene	-	ND (2.5)	ND (2.8)	ND (2.4)	ND (2.3)	ND (2.7)	ND (2.3)	ND (2.1)	ND (2.7)
1,1,1-Trichloroethane	1000000	ND (0.48)	ND (0.54)	ND (0.46)	ND (0.45)	ND (0.52)	ND (0.45)	ND (0.41)	ND (0.51)
1,1,2-Trichloroethane	-	ND (0.55)	ND (0.62)	ND (0.53)	ND (0.51)	ND (0.59)	ND (0.52)	ND (0.47)	ND (0.59)
Trichloroethene	400000	ND (0.76)	ND (0.85)	ND (0.73)	ND (0.71)	ND (0.82)	ND (0.71)	ND (0.65)	ND (0.81)
Trichlorofluoromethane	-	ND (0.68)	ND (0.76)	ND (0.65)	ND (0.63)	ND (0.73) [c]	ND (0.64) [c]	ND (0.59) [c]	ND (0.73) [c]
Vinyl chloride	27000	ND (0.48)	ND (0.54)	ND (0.46)	ND (0.45)	ND (0.52)	ND (0.45)	ND (0.41)	ND (0.51)
m,p-Xylene	-	ND (0.90)	ND (1.0)	ND (0.86)	ND (0.83)	ND (0.96)	ND (0.84)	ND (0.77)	ND (0.95)
o-Xylene	-	ND (0.46)	ND (0.51)	ND (0.44)	ND (0.42)	ND (0.49)	0.51 J	ND (0.39)	ND (0.49)
Xylene (total)	1000000	ND (0.46)	ND (0.51)	ND (0.44)	ND (0.42)	ND (0.49)	0.51 J	ND (0.39)	ND (0.49)

Table 1
Soil Sampling Results

Phase II Environmental Site Assessment
South Brooklyn Marine Terminal

Soil Boring Location / Sample Depth in feet bgs / Sampling Date	NY SCO - Industrial w/CP-51 (10/10)(6 NYCRR 375-6	TT-SB-01 5.5-6.0 11/18/2021	TT-SB-02 7.0-9.0 11/18/2021	TT-SB-03 7.0-9.0 11/19/2021	TT-SB-04 7.5-9.5 11/19/2021	TT-SB-05 6.5-8.5 11/19/2021	S DUP-01 11/19/2021	TT-SB-06 5.0-7.0 11/22/2021	TT-SB-07 6.0-8.0 11/22/2021
PFAS Compounds (ug/kg)									
Perfluorobutanoic acid	-	ND (0.43)	ND (0.41)	ND (0.40)	ND (0.39)	ND (0.49)	ND (0.44)	ND (0.40)	ND (0.42)
Perfluoropentanoic acid	-	ND (0.28)	ND (0.27)	ND (0.26)	ND (0.25)	ND (0.32)	ND (0.29)	ND (0.27)	ND (0.28)
Perfluorohexanoic acid	-	ND (0.28)	ND (0.27)	ND (0.26)	ND (0.25)	ND (0.32)	ND (0.29)	ND (0.27)	ND (0.28)
Perfluoroheptanoic acid	-	ND (0.28)	ND (0.27)	ND (0.26)	ND (0.25)	ND (0.32)	ND (0.29)	ND (0.27)	ND (0.28)
Perfluorooctanoic acid	-	ND (0.28)	ND (0.27)	ND (0.26)	ND (0.25)	ND (0.32)	ND (0.29)	ND (0.27)	ND (0.28)
Perfluorononanoic acid	-	ND (0.28)	ND (0.27)	ND (0.26)	ND (0.25)	ND (0.32)	ND (0.29)	ND (0.27)	ND (0.28)
Perfluorodecanoic acid	-	ND (0.28)	ND (0.27)	ND (0.26)	ND (0.25)	ND (0.32)	ND (0.29)	ND (0.27)	ND (0.28)
Perfluoroundecanoic acid	-	ND (0.28)	ND (0.27)	ND (0.26)	ND (0.25)	ND (0.32)	ND (0.29)	ND (0.27)	ND (0.28)
Perfluorododecanoic acid	-	ND (0.28)	ND (0.27)	ND (0.26)	ND (0.25)	ND (0.32)	ND (0.29)	ND (0.27)	ND (0.28)
Perfluorotridecanoic acid	-	ND (0.30)	ND (0.29)	ND (0.28)	ND (0.27)	ND (0.34)	ND (0.31)	ND (0.28)	ND (0.29)
Perfluorotetradecanoic acid	-	ND (0.28)	ND (0.27)	ND (0.26)	ND (0.25)	ND (0.32)	ND (0.29)	ND (0.27)	ND (0.28)
Perfluorobutanesulfonic acid	-	ND (0.28)	ND (0.27)	ND (0.26)	ND (0.25)	ND (0.32)	ND (0.29)	ND (0.27)	ND (0.28)
Perfluorohexanesulfonic acid	-	ND (0.28)	ND (0.27)	ND (0.26)	ND (0.25)	ND (0.32)	ND (0.29)	ND (0.27)	ND (0.28)
Perfluoroheptanesulfonic acid	-	ND (0.28)	ND (0.27)	ND (0.26)	ND (0.25)	ND (0.32)	ND (0.29)	ND (0.27)	ND (0.28)
Perfluorooctanesulfonic acid	-	ND (0.28)	ND (0.27)	ND (0.26)	ND (0.25)	ND (0.32)	ND (0.29)	ND (0.27)	ND (0.28)
Perfluorodecanesulfonic acid	-	ND (0.28)	ND (0.27)	ND (0.26)	ND (0.25)	ND (0.32)	ND (0.29)	ND (0.27)	ND (0.28)
PFOSA	-	ND (0.28)	ND (0.27)	ND (0.26)	ND (0.25)	ND (0.32)	ND (0.29)	ND (0.27)	ND (0.28)
MeFOSAA	-	ND (0.56)	ND (0.54)	ND (0.53)	ND (0.51)	ND (0.64)	ND (0.58)	ND (0.53)	ND (0.55)
EtFOSAA	-	ND (0.56)	ND (0.54)	ND (0.53)	ND (0.51)	ND (0.64)	ND (0.58)	ND (0.53)	ND (0.55)
6:2 Fluorotelomer sulfonate	-	ND (0.28)	ND (0.27)	ND (0.26)	ND (0.25)	ND (0.32)	ND (0.29)	ND (0.27)	ND (0.28)
8:2 Fluorotelomer sulfonate	-	ND (0.28)	ND (0.27)	ND (0.26)	ND (0.25)	ND (0.32)	ND (0.29)	ND (0.27)	ND (0.28)
Semi Volatile Organic Compounds (ug/kg)									
2-Chlorophenol	-	ND (18)	ND (18)	ND (17)	ND (17)	ND (21)	ND (18)	ND (18)	ND (19)
4-Chloro-3-methyl phenol	-	ND (22)	ND (22)	ND (21)	ND (21)	ND (26)	ND (23)	ND (22)	ND (23)
2,4-Dichlorophenol	-	ND (31)	ND (31)	ND (29)	ND (29)	ND (36)	ND (31)	ND (31)	ND (32)
2,4-Dimethylphenol	-	ND (65)	ND (65)	ND (61)	ND (60)	ND (75)	ND (65)	ND (65)	ND (67)
2,4-Dinitrophenol	-	ND (140) [a]	ND (140) [b]	ND (130) [a]	ND (130) [a]	ND (160) [a]	ND (140) [a]	ND (140) [a]	ND (140) [a]
4,6-Dinitro-o-cresol	-	ND (39) [a]	ND (39) [b]	ND (37) [a]	ND (36) [a]	ND (45) [a]	ND (39) [a]	ND (39) [a]	ND (40) [a]
2-Methylphenol	-	ND (23)	ND (23)	ND (22)	ND (22)	ND (27)	ND (23)	ND (23)	ND (24)
3&4-Methylphenol	-	ND (30)	ND (30)	ND (28)	ND (28)	ND (35)	ND (30)	ND (30)	ND (31)
2-Nitrophenol	-	ND (24) [a]	ND (24) [b]	ND (23)	ND (22)	ND (28) [a]	ND (24) [a]	ND (24) [a]	ND (25) [a]
4-Nitrophenol	-	ND (97)	ND (97)	ND (92)	ND (90)	ND (110)	ND (98)	ND (97)	ND (100)
Pentachlorophenol	55000	ND (34)	ND (34)	ND (32)	ND (32)	ND (40)	ND (35)	ND (34)	ND (35)
Phenol	-	ND (19)	ND (19)	ND (18)	ND (18)	ND (22)	ND (19)	ND (19)	ND (20)
2,3,4,6-Tetrachlorophenol	-	ND (24)	ND (24) [b]	ND (23)	ND (22)	ND (28)	ND (24)	ND (24)	ND (25)
2,4,5-Trichlorophenol	-	ND (27)	ND (27)	ND (26)	ND (25)	ND (32)	ND (28)	ND (27)	ND (28)
2,4,6-Trichlorophenol	-	ND (22)	ND (22)	ND (21)	ND (20)	ND (25)	ND (22)	ND (22)	ND (22)
Acenaphthene	1000000	14.8 J	31.0 J	ND (12)	ND (12)	237	144	ND (13)	307
Acenaphthylene	1000000	28.5 J	ND (19)	ND (17)	ND (17)	178	157	ND (18)	203
Acetophenone	-	ND (7.8)	ND (7.9) [b]	ND (7.4)	ND (7.2)	ND (9.1) [a]	ND (7.9) [a]	ND (7.8) [a]	23.5 J [d]
Anthracene	1000000	45.4	88.1	ND (21)	ND (21)	528	360	ND (22)	790
Atrazine	-	ND (16)	ND (16) [c]	ND (15) [a]	ND (14) [a]	ND (18) [a]	ND (16) [a]	ND (16) [a]	ND (16) [a]
Benzo(a)anthracene	11000	127	230	14.8 J	27.6 J	1270	861	33.5 J	2120
Benzo(a)pyrene	1100	121	192	ND (16)	25.0 J	**1160**	746	40	**1850**
Benzo(b)fluoranthene	11000	172	250	15.2 J	36.7	1370	942	44.6	2370
Benzo(g,h,i)perylene	1000000	88.9	106	ND (17)	ND (17)	690	432	22.2 J	1050
Benzo(k)fluoranthene	110000	59	98.3	ND (16)	ND (16)	571	387	20.1 J	902
4-Bromophenyl phenyl ether	-	ND (14)	ND (14)	ND (13)	ND (13)	ND (16)	ND (14)	ND (14)	ND (14)
Butyl benzyl phthalate	-	ND (8.9)	ND (8.9)	ND (8.4)	ND (8.2)	ND (10)	ND (9.0)	ND (8.9)	ND (9.1)
1,1'-Biphenyl	-	69.4 J	ND (5.0)	ND (4.7)	ND (4.6)	28.8 J	16.1 J	ND (5.0)	37.9 J
Benzaldehyde	-	ND (9.0)	ND (9.1)	ND (8.5)	ND (8.3)	ND (10)	ND (9.1)	ND (9.0)	ND (9.3)
2-Chloronaphthalene	-	ND (8.7)	ND (8.7)	ND (8.2)	ND (8.0)	ND (10)	ND (8.7)	ND (8.7)	ND (8.9)
4-Chloroaniline	-	ND (13)	ND (13)	ND (12)	ND (12)	ND (15)	ND (13)	ND (13)	ND (13)
Carbazole	-	20.4 J	28.5 J	ND (5.0)	ND (4.9)	158	108	ND (5.3)	273
Caprolactam	-	ND (14)	ND (14)	ND (14)	ND (13)	ND (17)	ND (15)	ND (14)	ND (15)
Chrysene	110000	157	230	12.3 J	27.7 J	1430	926	30.8 J	2330
bis(2-Chloroethoxy)methane	-	ND (7.8)	ND (7.8)	ND (7.4)	ND (7.2)	ND (9.0)	ND (7.9)	ND (7.8)	ND (8.0)
bis(2-Chloroethyl)ether	-	ND (16)	ND (16)	ND (15)	ND (15)	ND (18)	ND (16)	ND (16)	ND (16)
2,2'-Oxybis(1-chloropropane)	-	ND (13)	ND (13)	ND (12)	ND (12)	ND (15)	ND (13)	ND (13)	ND (13)
4-Chlorophenyl phenyl ether	-	ND (12)	ND (12)	ND (11)	ND (11)	ND (14)	ND (12)	ND (12)	ND (12)
2,4-Dinitrotoluene	-	ND (11)	ND (11) [b]	ND (11) [a]	ND (10) [a]	ND (13) [a]	ND (11) [a]	ND (11) [a]	ND (12) [a]

Table 1
Soil Sampling Results

Phase II Environmental Site Assessment
South Brooklyn Marine Terminal

Soil Boring Location Sample Depth in feet bgs Sampling Date	NY SCO - Industrial w/CP-51 (10/10)(6 NYCRR 375-6	TT-SB-01 5.5-6.0 11/18/2021	TT-SB-02 7.0-9.0 11/18/2021	TT-SB-03 7.0-9.0 11/19/2021	TT-SB-04 7.5-9.5 11/19/2021	TT-SB-05 6.5-8.5 11/19/2021	S DUP-01 11/19/2021	TT-SB-06 5.0-7.0 11/22/2021	TT-SB-07 6.0-8.0 11/22/2021
2,6-Dinitrotoluene	-	ND (18)	ND (18)	ND (17)	ND (17)	ND (21)	ND (18)	ND (18)	ND (19)
3,3'-Dichlorobenzidine	-	ND (30)	ND (30)	ND (29)	ND (28)	ND (35)	ND (31)	ND (30)	ND (31)
1,4-Dioxane	-	ND (24)	ND (24)	ND (23)	ND (22)	ND (28)	ND (24)	ND (24)	ND (25)
Dibenzo(a,h)anthracene	1100	24.3 J	35.4 J	ND (15)	ND (15)	204	139	ND (16)	338
Dibenzofuran	1000000	25.0 J	16.2 J	ND (14)	ND (14)	169	87.5	ND (15)	223
Di-n-butyl phthalate	-	ND (5.9)	ND (6.0)	ND (5.6)	ND (5.5)	ND (6.9)	ND (6.0)	ND (5.9)	ND (6.1)
Di-n-octyl phthalate	-	ND (9.1)	ND (9.1)	ND (8.6)	ND (8.4)	ND (11)	ND (9.1)	ND (9.1)	ND (9.3)
Diethyl phthalate	-	ND (7.8)	ND (7.8)	ND (7.3)	ND (7.2)	ND (9.0)	ND (7.8)	ND (7.8)	ND (8.0)
Dimethyl phthalate	-	ND (6.5)	ND (6.5)	ND (6.1)	ND (6.0)	ND (7.5)	ND (6.5)	ND (6.5)	ND (6.7)
bis(2-Ethylhexyl)phthalate	-	139	99.5	ND (8.0)	34.5 J	173	1170	ND (8.5)	173
Fluoranthene	1000000	216	463	19.6 J	47.2	2600	1790	52.6	3770
Fluorene	1000000	21.3 J	39.4	ND (16)	ND (15)	269	175	ND (17)	243
Hexachlorobenzene	12000	ND (9.2)	ND (9.2)	ND (8.7)	ND (8.5)	ND (11)	ND (9.3)	ND (9.2)	ND (9.5)
Hexachlorobutadiene	-	ND (15)	ND (15) [b]	ND (14)	ND (14)	ND (17) [a]	ND (15) [a]	ND (15) [a]	ND (15) [a]
Hexachlorocyclopentadiene	-	ND (14)	ND (15)	ND (14)	ND (13)	ND (17)	ND (15)	ND (14)	ND (15)
Hexachloroethane	-	ND (18)	ND (18)	ND (17)	ND (17)	ND (21)	ND (18)	ND (18)	ND (19)
Indeno(1,2,3-cd)pyrene	11000	119	127	ND (16)	19.0 J	881	558	28.7 J	1350
Isophorone	-	ND (7.8)	ND (7.8)	ND (7.4)	ND (7.2)	ND (9.0)	ND (7.9)	ND (7.8)	ND (8.0)
2-Methylnaphthalene	-	298	13.4 J	ND (7.8)	ND (7.6)	76.1	40.5	ND (8.2)	139
2-Nitroaniline	-	ND (8.6)	ND (8.6) [b]	ND (8.1)	ND (7.9)	ND (10) [a]	ND (8.7) [a]	ND (8.6) [a]	ND (8.8) [a]
3-Nitroaniline	-	ND (9.1)	ND (9.1)	ND (8.6)	ND (8.4)	ND (11)	ND (9.2)	ND (9.1)	ND (9.4)
4-Nitroaniline	-	ND (9.4)	ND (9.5)	ND (8.9)	ND (8.7)	ND (11)	ND (9.5)	ND (9.4)	ND (9.7)
Naphthalene	1000000	160	10.6 J	ND (9.7)	ND (9.5)	201	93.3	ND (10)	245
Nitrobenzene	-	ND (14)	ND (14)	ND (13)	ND (13)	ND (16)	ND (14)	ND (14)	ND (14)
N-Nitroso-di-n-propylamine	-	ND (11)	ND (11) [b]	ND (9.9)	ND (9.7)	ND (12) [a]	ND (11) [a]	ND (11) [a]	ND (11) [a]
N-Nitrosodiphenylamine	-	ND (13)	ND (13)	ND (13)	ND (12)	ND (15)	ND (13)	ND (13)	ND (14)
Phenanthrene	1000000	181	356	15.2 J	26.1 J	1720	1190	17.2 J	2680
Pyrene	1000000	224	446	22.6 J	51.9	2790	1850	59.8	3930
1,2,4,5-Tetrachlorobenzene	-	ND (9.2)	ND (9.3)	ND (8.7)	ND (8.6)	ND (11)	ND (9.3)	ND (9.2)	ND (9.5)
1,4 Dioxane (ug/kg)									
1,4-Dioxane	-	ND (1.8)	ND (1.8)	ND (1.7)	ND (1.7)	ND (2.1)	ND (1.8)	ND (1.8)	ND (1.9)
Pesticides and herbicides (ug/kg)									
Aldrin	1400	ND (0.55)	ND (0.61)	ND (0.56)	ND (0.58)	ND (0.70)	1.5 [e]	ND (0.57)	2.1 [e]
alpha-BHC	6800	ND (0.54)	ND (0.61)	ND (0.55)	ND (0.57)	ND (0.69)	ND (0.62)	ND (0.57)	1.1 [e]
beta-BHC	14000	ND (0.60)	ND (0.67)	ND (0.61)	ND (0.63)	ND (0.76)	ND (0.69)	ND (0.63)	ND (0.63)
delta-BHC	1000000	ND (0.64)	ND (0.72)	ND (0.65)	ND (0.67)	ND (0.81)	ND (0.73)	ND (0.67)	ND (0.67)
gamma-BHC (Lindane)	23000	ND (0.49)	ND (0.55)	ND (0.50)	ND (0.52)	2.8 [e]	7.9 [e]	ND (0.51)	9.5 [e]
alpha-Chlordane	47000	ND (0.54)	ND (0.60)	ND (0.54)	ND (0.56)	ND (0.68)	6.9	ND (0.56)	21.3
gamma-Chlordane	-	ND (0.30)	ND (0.34)	ND (0.31)	ND (0.32)	2.5 [e]	4.9 [e]	ND (0.32)	23.5
Dieldrin	28000	ND (0.46)	ND (0.51)	ND (0.46)	ND (0.48)	ND (0.58)	1.6 [e]	ND (0.48)	1.0 [e]
4,4'-DDD	180000	ND (0.61)	ND (0.68)	ND (0.62)	1.4	20.2	29.5	ND (0.64)	5.7 [e]
4,4'-DDE	120000	1.5	ND (0.65)	ND (0.59)	0.9	5.8	9	ND (0.61)	4.1
4,4'-DDT	94000	ND (0.59)	ND (0.66)	ND (0.60)	7.3	2.2 [e]	4.5 [e]	ND (0.62)	4.2 [e]
Endrin	410000	ND (0.52)	ND (0.58)	ND (0.52)	ND (0.54)	ND (0.66)	0.92 [e]	ND (0.54)	ND (0.54)
Endosulfan sulfate	920000	ND (0.52)	ND (0.58)	ND (0.53)	ND (0.55)	ND (0.66)	ND (0.59)	ND (0.54)	ND (0.54)
Endrin aldehyde	-	ND (0.38)	ND (0.42)	ND (0.38)	ND (0.40)	ND (0.48)	ND (0.43)	ND (0.39)	ND (0.40)
Endosulfan-I	920000	ND (0.38)	ND (0.43)	ND (0.39)	ND (0.40)	ND (0.49)	ND (0.44)	ND (0.40)	ND (0.40)
Endosulfan-II	920000	ND (0.42)	ND (0.46)	ND (0.42)	ND (0.44)	ND (0.53)	4.8	ND (0.43)	ND (0.43)
Heptachlor	29000	ND (0.58)	ND (0.64)	ND (0.58)	ND (0.60)	ND (0.73)	ND (0.66)	ND (0.60)	ND (0.60)
Heptachlor epoxide	-	ND (0.47)	ND (0.52)	ND (0.47)	ND (0.49)	ND (0.59)	ND (0.53)	ND (0.49)	1.5
Methoxychlor	-	ND (0.53)	ND (0.59)	ND (0.54)	ND (0.56)	ND (0.67)	ND (0.61)	ND (0.55)	ND (0.55)
Endrin ketone	-	ND (0.48)	ND (0.54)	ND (0.49)	ND (0.51)	ND (0.61)	ND (0.55)	ND (0.50)	3.3 [e]
Toxaphene	-	ND (16)	ND (17)	ND (16)	ND (16)	ND (20)	ND (18)	ND (16)	ND (16)
2,4-D	-	ND (7.9)	ND (8.3)	ND (7.8)	ND (7.8)	ND (36)	ND (31)	ND (8.1)	ND (33)
2,4,5-TP (Silvex)	1000000	ND (2.0)	ND (2.1)	ND (2.0)	ND (2.0)	ND (9.2)	ND (7.8)	ND (2.1)	ND (8.4)
2,4,5-T	-	3.6	ND (1.8)	ND (1.7)	ND (1.7)	ND (8.1)	ND (6.9)	ND (1.8) [a]	ND (7.4)

Table 1
Soil Sampling Results

Phase II Environmental Site Assessment
South Brooklyn Marine Terminal

Soil Boring Location / Sample Depth in feet bgs / Sampling Date	NY SCO - Industrial w/CP-51 (10/10)(6 NYCRR 375-6	TT-SB-01 5.5-6.0 11/18/2021	TT-SB-02 7.0-9.0 11/18/2021	TT-SB-03 7.0-9.0 11/19/2021	TT-SB-04 7.5-9.5 11/19/2021	TT-SB-05 6.5-8.5 11/19/2021	S DUP-01 11/19/2021	TT-SB-06 5.0-7.0 11/22/2021	TT-SB-07 6.0-8.0 11/22/2021
PCBs (ug/kg)									
Aroclor 1016	25000	ND (16)	ND (17) [a]	ND (16) [a]	ND (16) [a]	ND (20)	ND (18)	ND (16)	ND (16)
Aroclor 1221	25000	ND (21)	ND (23)	ND (21)	ND (22)	ND (26)	ND (24)	ND (22)	ND (22)
Aroclor 1232	25000	ND (21)	ND (24)	ND (22)	ND (22)	ND (27)	ND (24)	ND (22)	ND (22)
Aroclor 1242	25000	ND (14)	ND (15)	ND (14)	ND (14)	ND (17)	ND (16)	ND (14)	ND (14)
Aroclor 1248	25000	ND (30)	ND (33)	ND (30)	ND (31)	ND (38)	ND (34)	ND (31)	ND (31)
Aroclor 1254	25000	ND (18)	ND (20)	ND (18)	ND (19)	ND (23)	ND (20)	ND (19)	ND (19)
Aroclor 1260	25000	ND (14)	ND (16) [a]	ND (14) [a]	ND (15) [a]	ND (18)	ND (16)	ND (15)	ND (15)
Aroclor 1268	25000	ND (14)	ND (16)	ND (14)	ND (15)	ND (18)	ND (16)	ND (15)	ND (15)
Aroclor 1262	25000	ND (22)	ND (24)	ND (22)	ND (23)	ND (28)	ND (25)	ND (23)	ND (23)
Metals (mg/kg)									
Aluminum	-	6820	7900	3240	4340	5910	5420	4600	4920
Antimony	-	<2.3	<2.3	<2.0	<2.0	<1.7	<2.2	<2.2	<2.2
Arsenic	16	10.3	6.2	2.6	2.9	4.7	4.3	2.2	5.7
Barium	10000	114	90.8	<20	39	**658**	**812**	37.1	92.5
Beryllium	2700	0.62	0.45	0.24	0.31	0.44	0.43	0.53	0.44
Cadmium	60	<0.58	<0.56	<0.50	<0.50	0.54	0.65	<0.55	<0.55
Calcium	-	4240	13900	2260	2150	24400	32000	2290	65100
Chromium	-	16.9	12.2	12.6	15.2	13.6	12.4	11.7	10.5
Cobalt	-	7.7	5.6	<5.0	5.3	<4.4	<5.6	<5.5	<5.5
Copper	10000	69.3	31	9.4	16.8	39.2	29.2	10.5	32.7
Iron	-	21900	14800	8360	16100	11400	11100	8890	17000
Lead	3900	342	270	11.3	20.3	363	337	15.8	169
Magnesium	-	2270	3150	3570	3940	4160	3740	2240	3430
Manganese	10000	284	270	95.9	193	256	255	170	248
Mercury	5.7	0.082	0.18	0.067	0.037	0.33	0.34	0.07	0.16
Nickel	10000	27.3	14.1	39.2	35.4	13.3	12.5	16.9	17.7
Potassium	-	<1200	<1100	<1000	<1000	1110	<1100	<1100	<1100
Selenium	6800	<2.3	<2.3	<2.0	<2.0	<1.7	<2.2	<2.2	<2.2
Silver	6800	0.95	0.82	<0.50	0.6	0.8	<1.1 [f]	<0.55	<2.7 [f]
Sodium	-	<1200	<1100	<1000	<1000	<870	<1100	<1100	<1100
Thallium	-	<1.2	<1.1	<1.0	<1.0	<0.87	<1.1	<1.1	<1.1
Vanadium	-	22.8	20.5	12.3	14.8	21.3	20.4	17	17.4
Zinc	10000	178	95.2	25.7	37.4	370	422	32.4	115
Cyanide	10000	<0.23 [d]	<0.32 [d]	<0.23 [d]	<0.23 [b]	<0.30 [g]	<0.28 [g]	<0.22 [g]	<0.23 [g]

bgs - Feet below the ground surface
NYSDEC - New York State Department of Environmental Conservation
SCO - Soil Cleanup Objective
ND - Not detected at or above the quantitation limit
ug/kg - micrograms per kilogram
mg/kg - milligrams per kilogram
- No criteria
NA - Not Analyzed
Values shaded blue detected above quantitation limit
Values shaded in green exceeded the NYSDEC - Industrial Use SCO w/ CP-51

[b] Associated CCV outside of control limits high,sample was ND.
[c] Associated CCV outside of control limits high,sample was ND.
[d] Sample prepped within holding time, but run out of holding time.

Table 1
Soil Sampling Results

Phase II Environmental Site Assessment
South Brooklyn Marine Terminal

Soil Boring Location / Sample Depth in feet bgs / Sampling Date	NY SCO - Industrial w/CP-51 (10/10)(6 NYCRR 375-6	TT-SB-08 7.0-9.0 11/22/2021	TT-SB-09 5.0-7.0 11/23/2021	TT-SB-10 7.0-9.0 11/23/2021	TT-SB-11 6.5-8.5 11/23/2021	TT-SB-12 7.0-9.0 11/24/2021	TT-SB-13 7.5-9.5 11/29/2021	TT-SB-14 7.5-9.5 11/29/2021	TT-SB-15 7.5-9.5 11/29/2021
Volatile Organic Compounds (ug/kg)									
Acetone	1000000	23.2	22.6	22.6	25.7	50.2	ND (3.6)	ND (4.6)	6.9 J
Benzene	89000	ND (0.90)	ND (0.41)	2.5	ND (0.43)	ND (0.52)	ND (0.39)	ND (0.50)	ND (0.51)
Bromochloromethane	-	ND (1.1)	ND (0.51)	ND (0.81)	ND (0.52)	ND (0.64)	ND (0.48)	ND (0.62)	ND (0.63)
Bromodichloromethane	-	ND (0.85)	ND (0.39)	ND (0.62)	ND (0.40)	ND (0.49)	ND (0.37)	ND (0.47)	ND (0.48)
Bromoform	-	ND (2.7)	ND (1.2)	ND (2.0)	ND (1.3)	ND (1.5)	ND (1.2)	ND (1.5)	ND (1.5)
Bromomethane	-	ND (1.5)	ND (0.69)	ND (1.1)	ND (0.72)	ND (0.87)	ND (0.66)	ND (0.84)	ND (0.86)
2-Butanone (MEK)	1000000	ND (4.8)	ND (2.2)	ND (3.5)	3.8 J	ND (2.8)	ND (2.1)	ND (2.7)	ND (2.7)
Carbon disulfide	-	1.9 J	ND (0.49)	2.1 J	ND (0.50)	ND (0.61)	ND (0.46)	ND (0.59)	ND (0.60)
Carbon tetrachloride	44000	ND (1.2)	ND (0.56)	ND (0.90)	ND (0.58)	ND (0.70)	ND (0.53)	ND (0.68)	ND (0.69)
Chlorobenzene	1000000	ND (0.91)	ND (0.42)	ND (0.67)	ND (0.43)	ND (0.52)	ND (0.40)	ND (0.51)	ND (0.51)
Chloroethane	-	ND (1.2) [a]	ND (0.54) [a]	ND (0.86)	ND (0.55)	ND (0.67)	ND (0.51)	ND (0.65)	ND (0.66)
Chloroform	700000	ND (1.0)	ND (0.47)	ND (0.76)	ND (0.49)	ND (0.59)	ND (0.45)	ND (0.57)	ND (0.58)
Chloromethane	-	ND (3.9)	ND (1.8)	ND (2.9)	ND (1.8)	ND (2.2)	ND (1.7)	ND (2.2)	ND (2.2)
Cyclohexane	-	ND (1.3)	ND (0.60)	ND (0.96)	ND (0.62)	ND (0.75)	ND (0.57)	ND (0.72)	ND (0.74)
1,2-Dibromo-3-chloropropane	-	ND (1.4)	ND (0.63)	ND (1.0)	ND (0.65)	ND (0.79)	ND (0.60)	ND (0.76)	ND (0.78)
Dibromochloromethane	-	ND (1.1)	ND (0.51)	ND (0.81)	ND (0.52)	ND (0.64)	ND (0.48)	ND (0.62)	ND (0.63)
1,2-Dibromoethane	-	ND (0.83)	ND (0.38)	ND (0.61)	ND (0.39)	ND (0.48)	ND (0.36)	ND (0.46)	ND (0.47)
1,2-Dichlorobenzene	1000000	ND (1.1) [b]	ND (0.50) [b]	ND (0.79)	ND (0.51)	ND (0.62)	ND (0.47)	ND (0.60)	ND (0.61)
1,3-Dichlorobenzene	560000	ND (0.98) [b]	ND (0.45) [b]	ND (0.72)	ND (0.46)	ND (0.56)	ND (0.43)	ND (0.55)	ND (0.56)
1,4-Dichlorobenzene	250000	ND (0.98)	ND (0.45)	ND (0.72)	ND (0.46)	ND (0.56)	ND (0.43)	ND (0.54)	ND (0.55)
Dichlorodifluoromethane	-	ND (1.4)	ND (0.66)	ND (1.1)	ND (0.68)	ND (0.83)	ND (0.63)	ND (0.80)	ND (0.81)
1,1-Dichloroethane	480000	ND (0.98)	ND (0.45)	ND (0.72)	ND (0.46)	ND (0.56)	ND (0.43)	ND (0.55)	ND (0.55)
1,2-Dichloroethane	60000	ND (0.93)	ND (0.43)	ND (0.68)	ND (0.44)	ND (0.53)	ND (0.41)	ND (0.52)	ND (0.53)
1,1-Dichloroethene	1000000	ND (1.3)	ND (0.59)	ND (0.95)	ND (0.61)	ND (0.74)	ND (0.57)	ND (0.72)	ND (0.73)
cis-1,2-Dichloroethene	1000000	ND (1.7)	ND (0.76)	ND (1.2)	ND (0.79)	ND (0.96)	ND (0.73)	ND (0.93)	ND (0.94)
trans-1,2-Dichloroethene	1000000	ND (1.2)	ND (0.55)	ND (0.89)	ND (0.57)	ND (0.69)	ND (0.53)	ND (0.67)	ND (0.68)
1,2-Dichloropropane	-	ND (0.93)	ND (0.43)	ND (0.69)	ND (0.44)	ND (0.54)	ND (0.41)	ND (0.52)	ND (0.53)
cis-1,3-Dichloropropene	-	ND (0.94)	ND (0.43)	ND (0.69)	ND (0.44)	ND (0.54)	ND (0.41)	ND (0.52)	ND (0.53)
trans-1,3-Dichloropropene	-	ND (0.90)	ND (0.41)	ND (0.67)	ND (0.43)	ND (0.52)	ND (0.40)	ND (0.50)	ND (0.51)
Ethylbenzene	780000	ND (0.90)	ND (0.41)	ND (0.66)	ND (0.42)	ND (0.52)	ND (0.39)	ND (0.50)	ND (0.51)
Freon 113	-	ND (5.3)	ND (2.4)	ND (3.9)	ND (2.5)	ND (3.0)	ND (2.3)	ND (2.9)	ND (3.0)
2-Hexanone	-	ND (4.2)	ND (1.9)	ND (3.1)	ND (2.0)	ND (2.4)	ND (1.8)	ND (2.3)	ND (2.4)
Isopropylbenzene	-	ND (2.8)	ND (1.3)	ND (2.1)	ND (1.3)	ND (1.6)	ND (1.2)	ND (1.6)	ND (1.6)
Methyl Acetate	-	ND (2.7)	ND (1.3)	ND (2.0)	ND (1.3)	ND (1.6)	ND (1.2)	ND (1.5)	ND (1.6)
Methylcyclohexane	-	ND (1.7)	ND (0.79)	ND (1.3)	ND (0.82)	ND (1.0)	ND (0.76)	ND (0.96)	ND (0.98)
Methyl Tert Butyl Ether	1000000	ND (0.93)	ND (0.43)	ND (0.68)	ND (0.44)	ND (0.53)	ND (0.41)	ND (0.52)	ND (0.53)
4-Methyl-2-pentanone(MIBK)	-	ND (4.5)	ND (2.1)	ND (3.3)	ND (2.1)	ND (2.6)	ND (2.0)	ND (2.5)	ND (2.5)
Methylene chloride	1000000	ND (5.2)	ND (2.4)	ND (3.8)	ND (2.4)	ND (3.0)	ND (2.3)	ND (2.9)	ND (2.9)
Styrene	-	ND (0.79)	ND (0.36)	ND (0.58)	ND (0.38)	ND (0.46)	ND (0.35)	ND (0.44)	ND (0.45)
1,1,2,2-Tetrachloroethane	-	ND (1.2)	ND (0.54)	ND (0.87)	ND (0.56)	ND (0.68)	ND (0.52)	ND (0.66)	ND (0.67)
Tetrachloroethene	300000	ND (1.1)	ND (0.53)	ND (0.84)	ND (0.54)	ND (0.66)	ND (0.50)	ND (0.64)	ND (0.65)
Toluene	1000000	ND (1.0)	ND (0.48)	1.5	ND (0.49)	ND (0.60)	ND (0.45)	ND (0.58)	ND (0.59)
1,2,3-Trichlorobenzene	-	ND (4.9)	ND (2.3)	ND (3.6)	ND (2.3)	ND (2.8)	ND (2.2)	ND (2.8)	ND (2.8)
1,2,4-Trichlorobenzene	-	ND (4.9)	ND (2.3)	ND (3.6)	ND (2.3)	ND (2.8)	ND (2.2)	ND (2.8)	ND (2.8)
1,1,1-Trichloroethane	1000000	ND (0.95)	ND (0.44)	ND (0.70)	ND (0.45)	ND (0.55)	ND (0.42)	ND (0.53)	ND (0.54)
1,1,2-Trichloroethane	-	ND (1.1)	ND (0.50)	ND (0.81)	ND (0.52)	ND (0.63)	ND (0.48)	ND (0.61)	ND (0.62)
Trichloroethene	400000	ND (1.5)	ND (0.69)	ND (1.1)	ND (0.71)	ND (0.87)	ND (0.66)	ND (0.84)	ND (0.85)
Trichlorofluoromethane	-	ND (1.4) [c]	ND (0.62) [c]	ND (1.0)	ND (0.64)	ND (0.78)	ND (0.59)	ND (0.75)	ND (0.77)
Vinyl chloride	27000	ND (0.95)	ND (0.44)	ND (0.70)	ND (0.45)	ND (0.55)	ND (0.42)	ND (0.53)	ND (0.54)
m,p-Xylene	-	ND (1.8)	ND (0.81)	ND (1.3)	ND (0.84)	ND (1.0)	ND (0.78)	ND (0.99)	ND (1.0)
o-Xylene	-	ND (0.91)	ND (0.42)	ND (0.67)	0.61 J	ND (0.52)	ND (0.40)	ND (0.50)	ND (0.51)
Xylene (total)	1000000	ND (0.91)	ND (0.42)	ND (0.67)	0.61 J	ND (0.52)	ND (0.40)	ND (0.50)	ND (0.51)

Table 1
Soil Sampling Results

Phase II Environmental Site Assessment
South Brooklyn Marine Terminal

Soil Boring Location Sample Depth in feet bgs Sampling Date	NY SCO - Industrial w/CP-51 (10/10)(6 NYCRR 375-6	TT-SB-08 7.0-9.0 11/22/2021	TT-SB-09 5.0-7.0 11/23/2021	TT-SB-10 7.0-9.0 11/23/2021	TT-SB-11 6.5-8.5 11/23/2021	TT-SB-12 7.0-9.0 11/24/2021	TT-SB-13 7.5-9.5 11/29/2021	TT-SB-14 7.5-9.5 11/29/2021	TT-SB-15 7.5-9.5 11/29/2021
PFAS Compounds (ug/kg)									
Perfluorobutanoic acid	-	ND (0.41)	ND (0.40)	ND (0.44)	ND (0.42)	ND (0.43)	ND (0.41)	ND (0.42)	ND (0.41)
Perfluoropentanoic acid	-	ND (0.27)	ND (0.26)	ND (0.29)	ND (0.28)	ND (0.28)	ND (0.27)	ND (0.28)	ND (0.27)
Perfluorohexanoic acid	-	ND (0.27)	ND (0.26)	ND (0.29)	ND (0.28)	ND (0.28)	ND (0.27)	ND (0.28)	ND (0.27)
Perfluoroheptanoic acid	-	ND (0.27)	ND (0.26)	ND (0.29)	ND (0.28)	ND (0.28)	ND (0.27)	ND (0.28)	ND (0.27)
Perfluorooctanoic acid	-	ND (0.27)	ND (0.26)	ND (0.29)	ND (0.28)	ND (0.28)	ND (0.27)	ND (0.28)	1.7
Perfluorononanoic acid	-	ND (0.27)	ND (0.26)	ND (0.29)	ND (0.28)	ND (0.28)	ND (0.27)	ND (0.28)	ND (0.27)
Perfluorodecanoic acid	-	ND (0.27)	ND (0.26)	ND (0.29)	ND (0.28)	ND (0.28)	ND (0.27)	ND (0.28)	ND (0.27)
Perfluoroundecanoic acid	-	ND (0.27)	ND (0.26)	ND (0.29)	ND (0.28)	ND (0.28)	ND (0.27)	ND (0.28)	ND (0.27)
Perfluorododecanoic acid	-	ND (0.27)	ND (0.26)	ND (0.29)	ND (0.28)	ND (0.28)	ND (0.27)	ND (0.28)	ND (0.27)
Perfluorotridecanoic acid	-	ND (0.28)	ND (0.28)	ND (0.31)	ND (0.30)	ND (0.30)	ND (0.29)	ND (0.29)	ND (0.29)
Perfluorotetradecanoic acid	-	ND (0.27)	ND (0.26)	ND (0.29)	ND (0.28)	ND (0.28)	ND (0.27)	ND (0.28)	ND (0.27)
Perfluorobutanesulfonic acid	-	ND (0.27)	ND (0.26)	ND (0.29)	ND (0.28)	ND (0.28)	ND (0.27)	ND (0.28)	ND (0.27)
Perfluorohexanesulfonic acid	-	ND (0.27)	ND (0.26)	ND (0.29)	ND (0.28)	ND (0.28)	ND (0.27)	ND (0.28)	ND (0.27)
Perfluoroheptanesulfonic acid	-	ND (0.27)	ND (0.26)	ND (0.29)	ND (0.28)	ND (0.28)	ND (0.27)	ND (0.28)	ND (0.27)
Perfluorooctanesulfonic acid	-	ND (0.27)	ND (0.26)	0.36 J	ND (0.28)	ND (0.28)	ND (0.27)	0.86	ND (0.27)
Perfluorodecanesulfonic acid	-	ND (0.27)	ND (0.26)	ND (0.29)	ND (0.28)	ND (0.28)	ND (0.27)	ND (0.28)	ND (0.27)
PFOSA	-	ND (0.27)	ND (0.26)	ND (0.29)	ND (0.28)	ND (0.28)	ND (0.27)	ND (0.28)	ND (0.27)
MeFOSAA	-	ND (0.53)	ND (0.53)	ND (0.58)	ND (0.56)	ND (0.57)	ND (0.55)	ND (0.55)	ND (0.54)
EtFOSAA	-	ND (0.53)	ND (0.53)	ND (0.58)	ND (0.56)	ND (0.57)	ND (0.55)	ND (0.55)	ND (0.54)
6:2 Fluorotelomer sulfonate	-	ND (0.27)	ND (0.26)	ND (0.29)	ND (0.28)	ND (0.28)	ND (0.27)	ND (0.28)	ND (0.27)
8:2 Fluorotelomer sulfonate	-	ND (0.27)	ND (0.26)	ND (0.29)	ND (0.28)	ND (0.28)	ND (0.27)	ND (0.28)	ND (0.27)
Semi Volatile Organic Compounds (ug/kg)									
2-Chlorophenol	-	ND (17)	ND (18)	ND (19)	ND (18)	ND (19)	ND (18)	ND (18)	ND (18)
4-Chloro-3-methyl phenol	-	ND (22)	ND (23)	ND (23)	ND (23)	ND (23)	ND (22)	ND (23)	ND (22)
2,4-Dichlorophenol	-	ND (30)	ND (31)	ND (32)	ND (32)	ND (33)	ND (31)	ND (31)	ND (31)
2,4-Dimethylphenol	-	ND (63)	ND (65)	ND (67)	ND (66)	ND (68)	ND (65)	ND (66)	ND (64)
2,4-Dinitrophenol	-	ND (130) [a]	ND (140) [a]	ND (140) [a]	ND (140)	ND (140)	ND (140)	ND (140)	ND (140)
4,6-Dinitro-o-cresol	-	ND (38) [a]	ND (39) [a]	ND (40) [a]	ND (40)	ND (41)	ND (39)	ND (39)	ND (39)
2-Methylphenol	-	ND (23)	ND (24)	ND (24)	ND (24)	ND (24)	ND (23)	ND (24)	ND (23)
3&4-Methylphenol	-	ND (29)	ND (30)	ND (31)	ND (31)	ND (31)	ND (30)	ND (30)	ND (30)
2-Nitrophenol	-	ND (23) [a]	ND (24) [a]	ND (25) [a]	ND (25)	ND (25)	ND (24)	ND (24)	ND (24)
4-Nitrophenol	-	ND (94)	ND (98)	ND (100)	ND (99) [a]	ND (100) [a]	ND (97) [a]	ND (98) [a]	ND (96) [a]
Pentachlorophenol	55000	ND (33)	ND (35) [h]	ND (35)	ND (35)	ND (36)	ND (34)	ND (35)	ND (34)
Phenol	-	ND (18)	ND (19)	ND (20)	ND (19)	ND (20)	ND (19)	ND (19)	ND (19)
2,3,4,6-Tetrachlorophenol	-	ND (23)	ND (24)	ND (25)	ND (25)	ND (25)	ND (24)	ND (24)	ND (24)
2,4,5-Trichlorophenol	-	ND (26)	ND (28)	ND (28)	ND (28)	ND (29)	ND (27)	ND (28)	ND (27)
2,4,6-Trichlorophenol	-	ND (21)	ND (22)	ND (22)	ND (22)	ND (23)	ND (22)	ND (22)	ND (22)
Acenaphthene	1000000	179	39.8	107	212	1120	1780	ND (13)	ND (12)
Acenaphthylene	1000000	ND (18)	62.9	121	50.5	6290	233	ND (19)	ND (18)
Acetophenone	-	ND (7.6) [a]	ND (7.9)	ND (8.1) [a]	ND (8.0)	ND (8.2)	ND (7.8)	ND (7.9)	ND (7.8)
Anthracene	1000000	169	92.6	244	341	7000	3060	ND (23)	ND (22)
Atrazine	-	ND (15) [a]	ND (16) [a]	ND (16) [a]	ND (16)	ND (16)	ND (16)	ND (16)	ND (15)
Benzo(a)anthracene	11000	106	156	634	758	**7870**	**10000**	10.0 J	68.5
Benzo(a)pyrene	1100	107	190	574	757	**9330**	**9080**	ND (17)	48.1
Benzo(b)fluoranthene	11000	121	236	698	938	**7170**	**11000**	ND (16)	68.7
Benzo(g,h,i)perylene	1000000	63.1	143	316	503	1540	6040	ND (18)	28.3 J
Benzo(k)fluoranthene	110000	46.1	82.5	281	304	1540	4110	ND (17)	30.2 J
4-Bromophenyl phenyl ether	-	ND (14)	ND (14)	ND (15)	ND (14)	ND (15)	ND (14)	ND (14)	ND (14)
Butyl benzyl phthalate	-	ND (8.6)	ND (9.0)	ND (9.2)	ND (9.1)	ND (9.3)	ND (8.9)	ND (9.0)	ND (8.8)
1,1'-Biphenyl	-	26.8 J	11.5 J	11.7 J	29.7 J	1330	104	ND (5.0)	5.4 J
Benzaldehyde	-	ND (8.8)	ND (9.1)	ND (9.3)	ND (9.2)	ND (9.5)	ND (9.0)	ND (9.1)	ND (9.0)
2-Chloronaphthalene	-	ND (8.4)	ND (8.8)	ND (9.0)	ND (8.8)	ND (9.1)	ND (8.7)	ND (8.8)	ND (8.6)
4-Chloroaniline	-	ND (13)	ND (13)	ND (14)	ND (13)	ND (14)	ND (13)	ND (13)	ND (13)
Carbazole	-	ND (5.1)	16.1 J	40.5 J	90.1	42.3 J	946	ND (5.3)	5.4 J
Caprolactam	-	ND (14)	ND (15)	ND (15)	ND (15)	ND (15)	ND (14) [a]	ND (15) [a]	ND (14) [a]
Chrysene	110000	124	208	686	791	7730	9330	ND (12)	72.8
bis(2-Chloroethoxy)methane	-	ND (7.6)	ND (7.9)	ND (8.1)	ND (7.9)	ND (8.2)	ND (7.8)	ND (7.9)	ND (7.7)
bis(2-Chloroethyl)ether	-	ND (15)	ND (16)	ND (16)	ND (16)	ND (17)	ND (16)	ND (16)	ND (16)
2,2'-Oxybis(1-chloropropane)	-	ND (13)	ND (13)	ND (14)	ND (13)	ND (14)	ND (13)	ND (13)	ND (13)
4-Chlorophenyl phenyl ether	-	ND (11)	ND (12)	ND (12)	ND (12)	ND (12)	ND (12)	ND (12)	ND (12)
2,4-Dinitrotoluene	-	ND (11) [a]	ND (11) [a]	ND (12) [a]	ND (12)	ND (12)	ND (11)	ND (11)	ND (11)

Table 1
Soil Sampling Results

Phase II Environmental Site Assessment
South Brooklyn Marine Terminal

Soil Boring Location / Sample Depth in feet bgs / Sampling Date	NY SCO - Industrial w/CP-51 (10/10)(6 NYCRR 375-6	TT-SB-08 7.0-9.0 11/22/2021	TT-SB-09 5.0-7.0 11/23/2021	TT-SB-10 7.0-9.0 11/23/2021	TT-SB-11 6.5-8.5 11/23/2021	TT-SB-12 7.0-9.0 11/24/2021	TT-SB-13 7.5-9.5 11/29/2021	TT-SB-14 7.5-9.5 11/29/2021	TT-SB-15 7.5-9.5 11/29/2021
2,6-Dinitrotoluene	-	ND (18)	ND (18)	ND (19)	ND (19)	ND (19)	ND (18)	ND (18)	ND (18)
3,3'-Dichlorobenzidine	-	ND (29)	ND (31)	ND (31)	ND (31)	ND (32)	ND (30)	ND (31)	ND (30)
1,4-Dioxane	-	ND (23)	ND (24)	ND (25)	ND (25) [b]	ND (25) [b]	ND (24)	ND (24)	ND (24)
Dibenzo(a,h)anthracene	1100	19.2 J	35.9 J	95.3	141	343	**1530**	ND (16)	ND (16)
Dibenzofuran	1000000	173	20.0 J	85.5	123	324	802	ND (15)	ND (15)
Di-n-butyl phthalate	-	ND (5.8)	ND (6.0)	ND (6.1)	54.6 J	ND (6.2)	ND (5.9)	ND (6.0)	ND (5.9)
Di-n-octyl phthalate	-	ND (8.8)	ND (9.2)	ND (9.4)	ND (9.2)	ND (9.5)	ND (9.1)	ND (9.2)	ND (9.0)
Diethyl phthalate	-	ND (7.5)	ND (7.8)	ND (8.0)	ND (7.9)	ND (8.2)	ND (7.8)	ND (7.8)	ND (7.7)
Dimethyl phthalate	-	ND (6.3)	ND (6.5)	ND (6.7)	ND (6.6)	ND (6.8)	ND (6.5)	ND (6.6)	ND (6.4)
bis(2-Ethylhexyl)phthalate	-	111	326	160	186	317	ND (8.5)	12.7 J	10.2 J
Fluoranthene	1000000	262	302	1140	1880	14400	21600	17.1 J	176
Fluorene	1000000	339	22.7 J	83.7	223	7210	1420	ND (17)	ND (17)
Hexachlorobenzene	12000	ND (8.9)	ND (9.3)	ND (9.5)	ND (9.4)	ND (9.7)	ND (9.2)	ND (9.3)	ND (9.1)
Hexachlorobutadiene	-	ND (14) [a]	ND (15)	ND (15) [a]	ND (15)	ND (15)	ND (15)	ND (15)	ND (15)
Hexachlorocyclopentadiene	-	ND (14)	ND (15) [h]	ND (15)	ND (15)	ND (15)	ND (14) [a]	ND (15) [a]	ND (14) [a]
Hexachloroethane	-	ND (17)	ND (18)	ND (19)	ND (18)	ND (19)	ND (18)	ND (18)	ND (18)
Indeno(1,2,3-cd)pyrene	11000	77.7	160	400	594	1730	**6880**	ND (17)	27.8 J
Isophorone	-	ND (7.6)	ND (7.9)	ND (8.1)	ND (7.9)	ND (8.2)	ND (7.8)	ND (7.9)	ND (7.7)
2-Methylnaphthalene	-	1050	16.6 J	37.7 J	99.4	3300	281	ND (8.3)	8.3 J
2-Nitroaniline	-	ND (8.3) [a]	ND (8.7)	ND (8.9) [a]	ND (8.8)	ND (9.0)	ND (8.6)	ND (8.7)	ND (8.5)
3-Nitroaniline	-	ND (8.8)	ND (9.2)	ND (9.4)	ND (9.3)	ND (9.6)	ND (9.1)	ND (9.2)	ND (9.0)
4-Nitroaniline	-	ND (9.2)	ND (9.5)	ND (9.8)	ND (9.6)	ND (9.9)	ND (9.4)	ND (9.5)	ND (9.4)
Naphthalene	1000000	70	24.8 J	106	91	1290	840	10.2 J	30.7 J
Nitrobenzene	-	ND (14)	ND (14)	ND (15)	ND (14)	ND (15)	ND (14)	ND (14)	ND (14)
N-Nitroso-di-n-propylamine	-	ND (10) [a]	ND (11)	ND (11) [a]	ND (11)	ND (11)	ND (11)	ND (11)	ND (10)
N-Nitrosodiphenylamine	-	ND (13)	ND (13)	ND (14)	ND (14)	ND (14)	ND (13)	ND (13)	ND (13)
Phenanthrene	1000000	943	141	539	1400	37400	12400	12.3 J	98.8
Pyrene	1000000	267	408	1260	1790	29100	18800	16.3 J	156
1,2,4,5-Tetrachlorobenzene	-	ND (9.0)	ND (9.3)	ND (9.6)	ND (9.4)	ND (9.7)	ND (9.2)	ND (9.4)	ND (9.2)
1,4 Dioxane (ug/kg)									
1,4-Dioxane	-	ND (1.8)	ND (1.8)	ND (1.9)	ND (1.9)	ND (1.9)	ND (1.9)	ND (1.8)	ND (1.8)
Pesticides and herbicides (ug/kg)									
Aldrin	1400	ND (0.54)	0.96 [e]	ND (0.62)	ND (0.62)	ND (0.61)	ND (0.56)	ND (0.59)	ND (0.61)
alpha-BHC	6800	ND (0.54)	ND (0.58)	ND (0.61)	1.3	ND (0.60)	ND (0.55)	ND (0.59)	ND (0.60)
beta-BHC	14000	ND (0.60)	ND (0.65)	ND (0.68)	ND (0.68)	ND (0.67)	ND (0.61)	ND (0.65)	ND (0.67)
delta-BHC	1000000	ND (0.63)	ND (0.69)	ND (0.73)	ND (0.73)	ND (0.71)	ND (0.65)	ND (0.69)	ND (0.71)
gamma-BHC (Lindane)	23000	ND (0.49)	ND (0.53)	ND (0.56)	5.2	ND (0.54)	ND (0.50)	ND (0.53)	ND (0.54)
alpha-Chlordane	47000	ND (0.53)	6.8	ND (0.61)	2.2	ND (0.60)	ND (0.55)	ND (0.58)	ND (0.59)
gamma-Chlordane	-	ND (0.30)	6.8	ND (0.34)	8.8	ND (0.33)	ND (0.31)	ND (0.33)	ND (0.33)
Dieldrin	28000	ND (0.45)	0.90 [e]	ND (0.52)	3	ND (0.51)	5.3 [b]	ND (0.49)	ND (0.51)
4,4'-DDD	180000	ND (0.60)	8.7	1.1 [e]	108	ND (0.68)	ND (0.62)	ND (0.66)	ND (0.68)
4,4'-DDE	120000	0.82	3.7	2.2	14.3	ND (0.65)	2.2 [b]	ND (0.63)	ND (0.65)
4,4'-DDT	94000	ND (0.58)	2	0.86 [e]	10.1	ND (0.65)	18.8	ND (0.64)	ND (0.65)
Endrin	410000	ND (0.51)	ND (0.56)	ND (0.59)	ND (0.59)	ND (0.57)	10.4 [b]	ND (0.56)	ND (0.57)
Endosulfan sulfate	920000	ND (0.51)	ND (0.56)	ND (0.59)	ND (0.59)	ND (0.58)	ND (0.53)	ND (0.56)	ND (0.58)
Endrin aldehyde	-	ND (0.37)	ND (0.41)	ND (0.43)	ND (0.43)	ND (0.42)	ND (0.38)	ND (0.41)	ND (0.42)
Endosulfan-I	920000	ND (0.38)	ND (0.41)	ND (0.44)	ND (0.44)	ND (0.43)	ND (0.39)	ND (0.41)	ND (0.42)
Endosulfan-II	920000	ND (0.41)	ND (0.45)	ND (0.47)	3.8	ND (0.46)	12.3 [b]	ND (0.45)	ND (0.46)
Heptachlor	29000	ND (0.57)	0.94	ND (0.65)	ND (0.65)	ND (0.64)	ND (0.58)	ND (0.62)	ND (0.64)
Heptachlor epoxide	-	ND (0.46)	1.8 [i]	ND (0.53)	5.6	ND (0.52)	ND (0.48)	ND (0.50)	ND (0.52)
Methoxychlor	-	ND (0.52)	ND (0.57)	4.1	ND (0.60)	ND (0.59)	ND (0.54)	ND (0.57)	ND (0.59)
Endrin ketone	-	ND (0.48)	ND (0.52)	ND (0.55)	ND (0.55)	ND (0.53)	ND (0.49)	ND (0.52)	ND (0.53)
Toxaphene	-	ND (15)	ND (17)	ND (18)	ND (18)	ND (17)	ND (16)	ND (17)	ND (17)
2,4-D	-	ND (31)	ND (32)	ND (33)	ND (33)	ND (34)	ND (8.2)	ND (8.3)	ND (7.7)
2,4,5-TP (Silvex)	1000000	ND (7.8)	ND (8.2)	ND (8.4)	ND (8.3)	ND (8.6)	ND (2.1)	ND (2.1)	ND (1.9)
2,4,5-T	-	ND (6.9)	ND (7.2)	ND (7.4)	ND (7.3)	ND (7.6)	ND (1.8)	ND (1.9)	ND (1.7)

Table 1
Soil Sampling Results

Phase II Environmental Site Assessment
South Brooklyn Marine Terminal

Soil Boring Location / Sample Depth in feet bgs / Sampling Date	NY SCO - Industrial w/CP-51 (10/10)(6 NYCRR 375-6	TT-SB-08 7.0-9.0 11/22/2021	TT-SB-09 5.0-7.0 11/23/2021	TT-SB-10 7.0-9.0 11/23/2021	TT-SB-11 6.5-8.5 11/23/2021	TT-SB-12 7.0-9.0 11/24/2021	TT-SB-13 7.5-9.5 11/29/2021	TT-SB-14 7.5-9.5 11/29/2021	TT-SB-15 7.5-9.5 11/29/2021
PCBs (ug/kg)									
Aroclor 1016	25000	ND (15)	ND (17)	ND (18)	ND (18)	ND (17)	ND (16)	ND (17)	ND (17)
Aroclor 1221	25000	ND (20)	ND (22)	ND (23)	ND (23)	ND (23)	ND (21)	ND (22)	ND (23)
Aroclor 1232	25000	ND (21)	ND (23)	ND (24)	ND (24)	ND (24)	ND (22)	ND (23)	ND (24)
Aroclor 1242	25000	ND (14)	ND (15)	ND (15)	ND (16)	ND (15)	ND (14)	ND (15)	ND (15)
Aroclor 1248	25000	ND (29)	ND (32)	ND (34)	ND (34)	ND (33)	ND (30)	ND (32)	ND (33)
Aroclor 1254	25000	ND (18)	ND (19)	ND (20)	ND (20)	ND (20)	ND (18)	ND (19)	ND (20)
Aroclor 1260	25000	ND (14)	ND (15)	ND (16)	ND (16)	ND (16)	ND (14)	ND (15)	ND (16)
Aroclor 1268	25000	ND (14)	ND (15)	ND (16)	ND (16)	ND (16)	ND (14)	ND (15)	ND (16)
Aroclor 1262	25000	ND (22)	ND (24)	ND (25)	ND (25)	ND (24)	ND (22)	ND (24)	ND (24)
Metals (mg/kg)									
Aluminum	-	8770	7740	9560	5050	6280	7770	4360	3340
Antimony	-	<2.2	<2.2	<2.3	<2.3	2.9	<2.2	<2.2	<2.3
Arsenic	16	<2.2	6.4	4.5	4.7	8.5	7.7	4.2	4.9
Barium	10000	85.1	69.5	78.5	95.3	240	34.3	35.8	60.2
Beryllium	2700	0.81	0.56	0.62	0.48	0.36	0.6	0.41	0.31
Cadmium	60	<0.55	<0.55	3	<0.57	5.1 [c]	<0.55	<0.55	<0.57
Calcium	-	30700	21800	30100	7380	49000	1960	1840	948
Chromium	-	17.6	15.5	17.1	33.2	23.8	16.6	9.6	10.1
Cobalt	-	12.8	6	5.7	7.6	7.1	7.4	5.9	7.9
Copper	10000	44.4	36.2	15.5	90.5	124 [c]	19.1	26	58.9
Iron	-	16800	13800	14700	11900	29300	17900	11900	14900
Lead	3900	31.8	71.4	73.3	526	266 [c]	33.9	33.4	160
Magnesium	-	17900	3030	8400	3730	5970	2610	1160	989
Manganese	10000	313	253	390	180	323 [c]	181	181	246
Mercury	5.7	0.28	0.15	0.11	2.5	0.54	0.081	0.051	0.61
Nickel	10000	23.6	19.6	21.7	29.6	26.2	16.8	16.5	17.2
Potassium	-	3080	1170	2370	<1100	<1200	1420	<1100	<1100
Selenium	6800	<2.2	<2.2	<2.3	<2.3	<12 [c]	<2.2	<2.2	<2.3
Silver	6800	<1.1 [f]	0.87	<1.1 [f]	<0.57	<2.9 [c]	0.66	<0.55	0.63
Sodium	-	<1100	<1100	<1100	<1100	<1200	<1100	<1100	<1100
Thallium	-	<1.1	<1.1	<1.1	<1.1	<5.8 [c]	<1.1	<1.1	<1.1
Vanadium	-	30.3	24.2	22.7	17.9	25.5	22.9	15.4	16
Zinc	10000	230	63.7	569	459	1220	53.8	44.4	82.9
Cyanide	10000	<0.21 [g]	<0.22 [g]	<0.23 [g]	<0.34 [d]	<0.30 [d]	<0.27	0.32	0.48

bgs - Feet below the ground surface
NYSDEC - New York State Department of Environmental Conservation
SCO - Soil Cleanup Objective
ND - Not detected at or above the quantitation limit
ug/kg - micrograms per kilogram
mg/kg - milligrams per kilogram
- No criteria
NA - Not Analyzed
Values shaded blue detected above quantitation limit
Values shaded in green exceeded the NYSDEC - Industrial Use SCO w/ CP-
[b] Associated CCV outside of control limits high,sample was ND.
[c] Associated CCV outside of control limits high,sample was ND.
[d] Sample prepped within holding time, but run out of holding time.

Table 1
Soil Sampling Results

Phase II Environmental Site Assessment
South Brooklyn Marine Terminal

Soil Boring Location / Sample Depth in feet bgs / Sampling Date	NY SCO - Industrial w/CP-51 (10/10)(6 NYCRR 375-6	TT-SB-16 7.5-9.5 11/29/2021	TT-SB-17 7.0-9.0 11/29/2021	TT-SB-18 7.0-9.0 11/29/2021	TT-SB-19 7.0-9.0 11/30/2021	TT-SB-20 6.5-8.5 11/30/2021	TT-SB-21 6.5-8.5 11/30/2021	TT-SB-22 6.5-8.5 11/30/2021	TT-SB-23 7.5-9.5 11/30/2021
Volatile Organic Compounds (ug/kg)									
Acetone	1000000	ND (3.5)	ND (3.5)	4.1 J	ND (3.6)	ND (3.9)	9.7	5.1 J	7.0 J
Benzene	89000	ND (0.38)	ND (0.38)	ND (0.43)	ND (0.39)	ND (0.43)	ND (0.43)	ND (0.41)	ND (0.43)
Bromochloromethane	-	ND (0.47)	ND (0.47)	ND (0.52)	ND (0.48)	ND (0.53)	ND (0.53)	ND (0.50)	ND (0.53)
Bromodichloromethane	-	ND (0.36)	ND (0.36)	ND (0.40)	ND (0.37)	ND (0.41)	ND (0.40)	ND (0.38)	ND (0.41)
Bromoform	-	ND (1.1)	ND (1.1)	ND (1.3)	ND (1.2)	ND (1.3)	ND (1.3)	ND (1.2)	ND (1.3)
Bromomethane	-	ND (0.64)	ND (0.64)	ND (0.71)	ND (0.66)	ND (0.72)	ND (0.72)	ND (0.68)	ND (0.73)
2-Butanone (MEK)	1000000	ND (2.0)	ND (2.0)	ND (2.3)	ND (2.1)	ND (2.3)	ND (2.3)	ND (2.2)	ND (2.3)
Carbon disulfide	-	ND (0.45)	ND (0.45)	ND (0.50)	ND (0.46)	ND (0.51)	ND (0.50)	ND (0.48)	ND (0.51)
Carbon tetrachloride	44000	ND (0.52)	ND (0.52)	ND (0.58)	ND (0.53)	ND (0.58)	ND (0.58)	ND (0.55)	ND (0.59)
Chlorobenzene	1000000	ND (0.39)	ND (0.39)	ND (0.43)	ND (0.40)	ND (0.43)	ND (0.43)	ND (0.41)	ND (0.44)
Chloroethane	-	ND (0.50)	ND (0.50)	ND (0.55)	ND (0.51)	ND (0.56)	ND (0.56)	ND (0.53)	ND (0.56)
Chloroform	700000	ND (0.44)	ND (0.44)	ND (0.48)	ND (0.45)	ND (0.49)	ND (0.49)	ND (0.46)	ND (0.49)
Chloromethane	-	ND (1.6)	ND (1.6)	ND (1.8)	ND (1.7)	ND (1.9)	ND (1.8)	ND (1.8)	ND (1.9)
Cyclohexane	-	ND (0.55)	ND (0.55)	ND (0.61)	ND (0.57)	ND (0.62)	ND (0.62)	ND (0.59)	ND (0.62)
1,2-Dibromo-3-chloropropane	-	ND (0.58)	ND (0.58)	ND (0.65)	ND (0.60)	ND (0.66)	ND (0.65)	ND (0.62)	ND (0.66)
Dibromochloromethane	-	ND (0.47)	ND (0.47)	ND (0.52)	ND (0.48)	ND (0.53)	ND (0.53)	ND (0.50)	ND (0.53)
1,2-Dibromoethane	-	ND (0.35)	ND (0.35)	ND (0.39)	ND (0.36)	ND (0.40)	ND (0.40)	ND (0.38)	ND (0.40)
1,2-Dichlorobenzene	1000000	ND (0.46)	ND (0.46)	ND (0.51)	ND (0.47)	ND (0.52)	ND (0.51)	ND (0.49)	ND (0.52)
1,3-Dichlorobenzene	560000	ND (0.42)	ND (0.42)	ND (0.46)	ND (0.43)	ND (0.47)	ND (0.47)	ND (0.44)	ND (0.47)
1,4-Dichlorobenzene	250000	ND (0.42)	ND (0.41)	ND (0.46)	ND (0.43)	ND (0.47)	ND (0.47)	ND (0.44)	ND (0.47)
Dichlorodifluoromethane	-	ND (0.61)	ND (0.61)	ND (0.68)	ND (0.63)	ND (0.69)	ND (0.68)	ND (0.65)	ND (0.69)
1,1-Dichloroethane	480000	ND (0.42)	ND (0.42)	ND (0.46)	ND (0.43)	ND (0.47)	ND (0.47)	ND (0.44)	ND (0.47)
1,2-Dichloroethane	60000	ND (0.40)	ND (0.39)	ND (0.44)	ND (0.41)	ND (0.44)	ND (0.44)	ND (0.42)	ND (0.45)
1,1-Dichloroethene	1000000	ND (0.55)	ND (0.55)	ND (0.61)	ND (0.56)	ND (0.62)	ND (0.62)	ND (0.59)	ND (0.62)
cis-1,2-Dichloroethene	1000000	ND (0.71)	ND (0.70)	ND (0.78)	ND (0.72)	ND (0.79)	ND (0.79)	ND (0.75)	ND (0.80)
trans-1,2-Dichloroethene	1000000	ND (0.51)	ND (0.51)	ND (0.57)	ND (0.53)	ND (0.58)	ND (0.58)	ND (0.55)	ND (0.58)
1,2-Dichloropropane	-	ND (0.40)	ND (0.40)	ND (0.44)	ND (0.41)	ND (0.45)	ND (0.45)	ND (0.42)	ND (0.45)
cis-1,3-Dichloropropene	-	ND (0.40)	ND (0.40)	ND (0.44)	ND (0.41)	ND (0.45)	ND (0.45)	ND (0.42)	ND (0.45)
trans-1,3-Dichloropropene	-	ND (0.38)	ND (0.38)	ND (0.43)	ND (0.39)	ND (0.43)	ND (0.43)	ND (0.41)	ND (0.43)
Ethylbenzene	780000	ND (0.38)	ND (0.38)	ND (0.42)	ND (0.39)	ND (0.43)	ND (0.43)	ND (0.40)	ND (0.43)
Freon 113	-	ND (2.2)	ND (2.2)	ND (2.5)	ND (2.3)	ND (2.5)	ND (2.5)	ND (2.4)	ND (2.5)
2-Hexanone	-	ND (1.8)	ND (1.8)	ND (2.0)	ND (1.8)	ND (2.0)	ND (2.0)	ND (1.9)	ND (2.0)
Isopropylbenzene	-	ND (1.2)	ND (1.2)	ND (1.3)	ND (1.2)	ND (1.3)	ND (1.3)	ND (1.3)	ND (1.3)
Methyl Acetate	-	ND (1.2)	ND (1.2)	ND (1.3)	ND (1.2)	ND (1.3)	ND (1.3)	ND (1.2)	ND (1.3)
Methylcyclohexane	-	ND (0.74)	ND (0.73)	ND (0.82)	ND (0.75)	ND (0.83)	ND (0.82)	ND (0.78)	ND (0.83)
Methyl Tert Butyl Ether	1000000	ND (0.39)	ND (0.39)	ND (0.44)	ND (0.40)	ND (0.44)	ND (0.44)	ND (0.42)	ND (0.45)
4-Methyl-2-pentanone(MIBK)	-	ND (1.9)	ND (1.9)	ND (2.1)	ND (2.0)	ND (2.1)	ND (2.1)	ND (2.0)	ND (2.2)
Methylene chloride	1000000	ND (2.2)	ND (2.2)	ND (2.4)	ND (2.3)	ND (2.5)	ND (2.5)	ND (2.3)	ND (2.5)
Styrene	-	ND (0.34)	ND (0.34)	ND (0.38)	ND (0.35)	ND (0.38)	ND (0.38)	ND (0.36)	ND (0.38)
1,1,2,2-Tetrachloroethane	-	ND (0.50)	ND (0.50)	ND (0.56)	ND (0.52)	ND (0.57)	ND (0.56)	ND (0.54)	ND (0.57)
Tetrachloroethene	300000	ND (0.49)	ND (0.49)	ND (0.54)	ND (0.50)	ND (0.55)	ND (0.55)	ND (0.52)	ND (0.55)
Toluene	1000000	ND (0.44)	ND (0.44)	ND (0.49)	ND (0.45)	ND (0.50)	ND (0.49)	ND (0.47)	ND (0.50)
1,2,3-Trichlorobenzene	-	ND (2.1)	ND (2.1)	ND (2.3)	ND (2.2)	ND (2.4)	ND (2.4)	ND (2.2)	ND (2.4)
1,2,4-Trichlorobenzene	-	ND (2.1)	ND (2.1)	ND (2.3)	ND (2.2)	ND (2.4)	ND (2.4)	ND (2.2)	ND (2.4)
1,1,1-Trichloroethane	1000000	ND (0.41)	ND (0.41)	ND (0.45)	ND (0.42)	ND (0.46)	ND (0.46)	ND (0.43)	ND (0.46)
1,1,2-Trichloroethane	-	ND (0.47)	ND (0.46)	ND (0.52)	ND (0.48)	ND (0.52)	ND (0.52)	ND (0.49)	ND (0.53)
Trichloroethene	400000	ND (0.64)	ND (0.64)	ND (0.71)	ND (0.66)	ND (0.72)	ND (0.72)	ND (0.68)	ND (0.72)
Trichlorofluoromethane	-	ND (0.58)	ND (0.57)	ND (0.64)	ND (0.59)	ND (0.65)	ND (0.64)	ND (0.61)	ND (0.65)
Vinyl chloride	27000	ND (0.40)	ND (0.40)	ND (0.45)	ND (0.41)	ND (0.45)	ND (0.45)	ND (0.43)	ND (0.46)
m,p-Xylene	-	ND (0.75)	ND (0.75)	ND (0.84)	ND (0.77)	ND (0.85)	ND (0.84)	ND (0.80)	ND (0.85)
o-Xylene	-	ND (0.39)	ND (0.38)	ND (0.43)	ND (0.39)	ND (0.43)	ND (0.43)	ND (0.41)	ND (0.44)
Xylene (total)	1000000	ND (0.39)	ND (0.38)	ND (0.43)	ND (0.39)	ND (0.43)	ND (0.43)	ND (0.41)	ND (0.44)

Table 1
Soil Sampling Results

Phase II Environmental Site Assessment
South Brooklyn Marine Terminal

Soil Boring Location Sample Depth in feet bgs Sampling Date	NY SCO - Industrial w/CP-51 (10/10)(6 NYCRR 375-6	TT-SB-16 7.5-9.5 11/29/2021	TT-SB-17 7.0-9.0 11/29/2021	TT-SB-18 7.0-9.0 11/29/2021	TT-SB-19 7.0-9.0 11/30/2021	TT-SB-20 6.5-8.5 11/30/2021	TT-SB-21 6.5-8.5 11/30/2021	TT-SB-22 6.5-8.5 11/30/2021	TT-SB-23 7.5-9.5 11/30/2021
PFAS Compounds (ug/kg)									
Perfluorobutanoic acid	-	ND (0.44)	ND (0.40)	ND (0.43)	ND (0.42)	ND (0.44)	ND (0.44)	ND (0.45)	ND (0.44)
Perfluoropentanoic acid	-	ND (0.29)	ND (0.26)	ND (0.28)	ND (0.27)	ND (0.29)	ND (0.29)	ND (0.29)	ND (0.29)
Perfluorohexanoic acid	-	ND (0.29)	ND (0.26)	ND (0.28)	ND (0.27)	ND (0.29)	ND (0.29)	ND (0.29)	ND (0.29)
Perfluoroheptanoic acid	-	ND (0.29)	ND (0.26)	ND (0.28)	ND (0.27)	ND (0.29)	ND (0.29)	ND (0.29)	ND (0.29)
Perfluorooctanoic acid	-	ND (0.29)	ND (0.26)	ND (0.28)	ND (0.27)	ND (0.29)	ND (0.29)	ND (0.29)	ND (0.29)
Perfluorononanoic acid	-	ND (0.29)	ND (0.26)	ND (0.28)	ND (0.27)	ND (0.29)	ND (0.29)	ND (0.29)	ND (0.29)
Perfluorodecanoic acid	-	ND (0.29)	ND (0.26)	ND (0.28)	ND (0.27)	ND (0.29)	ND (0.29)	ND (0.29)	ND (0.29)
Perfluoroundecanoic acid	-	ND (0.29)	ND (0.26)	ND (0.28)	ND (0.27)	ND (0.29)	ND (0.29)	ND (0.29)	ND (0.29)
Perfluorododecanoic acid	-	ND (0.29)	ND (0.26)	ND (0.28)	ND (0.27)	ND (0.29)	ND (0.29)	ND (0.29)	ND (0.29)
Perfluorotridecanoic acid	-	ND (0.31)	ND (0.28)	ND (0.30)	ND (0.29)	ND (0.31)	ND (0.31)	ND (0.31)	ND (0.31)
Perfluorotetradecanoic acid	-	ND (0.29)	ND (0.26)	ND (0.28)	ND (0.27)	ND (0.29)	ND (0.29)	ND (0.29)	ND (0.29)
Perfluorobutanesulfonic acid	-	ND (0.29)	ND (0.26)	ND (0.28)	ND (0.27)	ND (0.29)	ND (0.29)	ND (0.29)	ND (0.29)
Perfluorohexanesulfonic acid	-	ND (0.29)	ND (0.26)	ND (0.28)	ND (0.27)	ND (0.29)	ND (0.29)	ND (0.29)	ND (0.29)
Perfluoroheptanesulfonic acid	-	ND (0.29)	ND (0.26)	ND (0.28)	ND (0.27)	ND (0.29)	ND (0.29)	ND (0.29)	ND (0.29)
Perfluorooctanesulfonic acid	-	ND (0.29)	ND (0.26)	ND (0.28)	ND (0.27)	ND (0.29)	ND (0.29)	ND (0.29)	ND (0.29)
Perfluorodecanesulfonic acid	-	ND (0.29)	ND (0.26)	ND (0.28)	ND (0.27)	ND (0.29)	ND (0.29)	ND (0.29)	ND (0.29)
PFOSA	-	ND (0.29)	ND (0.26)	ND (0.28)	ND (0.27)	ND (0.29)	ND (0.29)	ND (0.29)	ND (0.29)
MeFOSAA	-	ND (0.58)	ND (0.53)	ND (0.56)	ND (0.55)	ND (0.58)	ND (0.58)	ND (0.59)	ND (0.58)
EtFOSAA	-	ND (0.58)	ND (0.53)	ND (0.56)	ND (0.55)	ND (0.58)	ND (0.58)	ND (0.59)	ND (0.58)
6:2 Fluorotelomer sulfonate	-	ND (0.29)	ND (0.26)	ND (0.28)	ND (0.27)	ND (0.29)	ND (0.29)	ND (0.29)	ND (0.29)
8:2 Fluorotelomer sulfonate	-	ND (0.29)	ND (0.26)	ND (0.28)	ND (0.27)	ND (0.29)	ND (0.29)	ND (0.29)	ND (0.29)
Semi Volatile Organic Compounds (ug/kg)									
2-Chlorophenol	-	ND (18)	ND (18)	ND (18)	ND (18)	ND (18)	ND (19)	ND (19)	ND (19)
4-Chloro-3-methyl phenol	-	ND (22)	ND (22)	ND (23)	ND (22)	ND (23)	ND (23)	ND (24)	ND (23)
2,4-Dichlorophenol	-	ND (31)	ND (31)	ND (32)	ND (30)	ND (32)	ND (32)	ND (33)	ND (32)
2,4-Dimethylphenol	-	ND (64)	ND (64)	ND (66)	ND (63)	ND (66)	ND (67)	ND (69)	ND (67)
2,4-Dinitrophenol	-	ND (140)	ND (130)	ND (140)	ND (130)	ND (140)	ND (140)	ND (150)	ND (140)
4,6-Dinitro-o-cresol	-	ND (38)	ND (38)	ND (40)	ND (38)	ND (40)	ND (40)	ND (42)	ND (41)
2-Methylphenol	-	ND (23)	ND (23)	ND (24)	ND (23)	ND (24)	ND (24)	ND (25)	ND (24)
3&4-Methylphenol	-	ND (30)	ND (29)	ND (30)	ND (29)	ND (30)	ND (31)	ND (32)	ND (31)
2-Nitrophenol	-	ND (24)	ND (24)	ND (24)	ND (24)	ND (24)	ND (25)	ND (26)	ND (25)
4-Nitrophenol	-	ND (96) [a]	ND (96) [a]	ND (99) [a]	ND (95) [a]	ND (99) [a]	ND (100) [a]	ND (100) [a]	ND (100) [a]
Pentachlorophenol	55000	ND (34)	ND (34)	ND (35)	ND (33)	ND (35)	ND (36)	ND (37)	ND (36)
Phenol	-	ND (19)	ND (19)	ND (19)	ND (19)	ND (19)	ND (20)	ND (20)	ND (20)
2,3,4,6-Tetrachlorophenol	-	ND (24)	ND (24)	ND (24)	ND (24)	ND (25)	ND (25)	ND (26)	ND (25)
2,4,5-Trichlorophenol	-	ND (27)	ND (27)	ND (28)	ND (27)	ND (28)	ND (28)	ND (29)	ND (28)
2,4,6-Trichlorophenol	-	ND (21)	ND (21)	ND (22)	ND (21)	ND (22)	ND (23)	ND (23)	ND (23)
Acenaphthene	1000000	ND (12)	ND (12)	ND (13)	ND (12)	ND (13)	ND (13)	ND (13)	ND (13)
Acenaphthylene	1000000	ND (18)	ND (18)	ND (19)	ND (18)	ND (19)	ND (19)	ND (20)	ND (19)
Acetophenone	-	ND (7.7)	ND (7.7)	ND (8.0)	ND (7.7)	ND (8.0)	ND (8.1)	ND (8.4)	ND (8.1)
Anthracene	1000000	ND (22)	ND (22)	ND (23)	ND (22)	ND (23)	ND (23)	ND (24)	ND (23)
Atrazine	-	ND (15)	ND (15)	ND (16)	ND (15)	ND (16)	ND (16)	ND (17)	ND (16)
Benzo(a)anthracene	11000	ND (10)	38.7	22.2 J	33.3 J	54.8	26.4 J	ND (11)	ND (11)
Benzo(a)pyrene	1100	ND (16)	29.4 J	ND (17)	22.9 J	48.9	29.2 J	ND (18)	ND (17)
Benzo(b)fluoranthene	11000	ND (16)	36.2	18.5 J	25.4 J	60.4	27.2 J	ND (17)	ND (17)
Benzo(g,h,i)perylene	1000000	ND (18)	21.3 J	ND (18)	ND (18)	36.5 J	20.3 J	ND (19)	ND (19)
Benzo(k)fluoranthene	110000	ND (17)	17.6 J	ND (17)	ND (17)	24.2 J	ND (18)	ND (18)	ND (18)
4-Bromophenyl phenyl ether	-	ND (14)	ND (14)	ND (14)	ND (14)	ND (14)	ND (15)	ND (15)	ND (15)
Butyl benzyl phthalate	-	ND (8.8)	ND (8.7)	ND (9.0)	ND (8.7)	ND (9.0)	ND (9.2)	ND (9.5)	ND (9.2)
1,1'-Biphenyl	-	ND (4.9)	ND (4.9)	ND (5.1)	ND (4.9)	ND (5.1)	ND (5.2)	ND (5.3)	ND (5.2)
Benzaldehyde	-	ND (8.9)	ND (8.9)	ND (9.2)	ND (8.8)	ND (9.2)	ND (9.4)	ND (9.7)	ND (9.4)
2-Chloronaphthalene	-	ND (8.5)	ND (8.5)	ND (8.8)	ND (8.5)	ND (8.8)	ND (9.0)	ND (9.3)	ND (9.0)
4-Chloroaniline	-	ND (13)	ND (13)	ND (13)	ND (13)	ND (13)	ND (14)	ND (14)	ND (14)
Carbazole	-	ND (5.2)	ND (5.2)	ND (5.4)	ND (5.2)	ND (5.4)	ND (5.5)	ND (5.6)	ND (5.5)
Caprolactam	-	ND (14) [a]	ND (14) [a]	ND (15) [a]	ND (14) [a]	ND (15) [a]	ND (15) [a]	ND (15) [a]	ND (15) [a]
Chrysene	110000	ND (11)	36.4	17.5 J	27.6 J	53.4	26.7 J	ND (12)	ND (12)
bis(2-Chloroethoxy)methane	-	ND (7.7)	ND (7.7)	ND (7.9)	ND (7.6)	ND (7.9)	ND (8.1)	ND (8.3)	ND (8.1)
bis(2-Chloroethyl)ether	-	ND (15)	ND (15)	ND (16)	ND (15)	ND (16)	ND (16)	ND (17)	ND (16)
2,2'-Oxybis(1-chloropropane)	-	ND (13)	ND (13)	ND (13)	ND (13)	ND (13)	ND (14)	ND (14)	ND (14)
4-Chlorophenyl phenyl ether	-	ND (12)	ND (12)	ND (12)	ND (12)	ND (12)	ND (12)	ND (13)	ND (12)
2,4-Dinitrotoluene	-	ND (11)	ND (11)	ND (11)	ND (11)	ND (11)	ND (12)	ND (12)	ND (12)

Table 1
Soil Sampling Results

Phase II Environmental Site Assessment
South Brooklyn Marine Terminal

Soil Boring Location Sample Depth in feet bgs Sampling Date	NY SCO - Industrial w/CP-51 (10/10)(6 NYCRR 375-6	TT-SB-16 7.5-9.5 11/29/2021	TT-SB-17 7.0-9.0 11/29/2021	TT-SB-18 7.0-9.0 11/29/2021	TT-SB-19 7.0-9.0 11/30/2021	TT-SB-20 6.5-8.5 11/30/2021	TT-SB-21 6.5-8.5 11/30/2021	TT-SB-22 6.5-8.5 11/30/2021	TT-SB-23 7.5-9.5 11/30/2021
2,6-Dinitrotoluene	-	ND (18)	ND (18)	ND (19)	ND (18)	ND (19)	ND (19)	ND (20)	ND (19)
3,3'-Dichlorobenzidine	-	ND (30)	ND (30)	ND (31)	ND (30)	ND (31)	ND (32)	ND (32)	ND (32)
1,4-Dioxane	-	ND (24)	ND (24)	ND (24)	ND (24)	ND (24)	ND (25)	ND (26)	ND (25)
Dibenzo(a,h)anthracene	1100	ND (16)	ND (16)	ND (16)	ND (16)	ND (16)	ND (17)	ND (17)	ND (17)
Dibenzofuran	1000000	ND (15)	ND (15)	ND (15)	ND (14)	ND (15)	ND (15)	ND (16)	ND (15)
Di-n-butyl phthalate	-	ND (5.9)	ND (5.8)	ND (6.0)	ND (5.8)	ND (6.0)	ND (6.2)	ND (6.3)	ND (6.2)
Di-n-octyl phthalate	-	ND (8.9)	ND (8.9)	ND (9.2)	ND (8.9)	ND (9.2)	ND (9.4)	ND (9.7)	ND (9.4)
Diethyl phthalate	-	ND (7.6)	ND (7.6)	ND (7.9)	ND (7.6)	ND (7.9)	ND (8.1)	ND (8.3)	ND (8.1)
Dimethyl phthalate	-	ND (6.4)	ND (6.4)	ND (6.6)	ND (6.3)	ND (6.6)	ND (6.7)	ND (6.9)	ND (6.7)
bis(2-Ethylhexyl)phthalate	-	ND (8.4)	19.3 J	ND (8.7)	ND (8.3)	ND (8.7)	ND (8.8)	ND (9.1)	ND (8.9)
Fluoranthene	1000000	ND (16)	67	35.2 J	46.8	110	24.3 J	ND (17)	ND (17)
Fluorene	1000000	ND (16)	ND (16)	ND (17)	ND (16)	ND (17)	ND (17)	ND (18)	ND (17)
Hexachlorobenzene	12000	ND (9.1)	ND (9.1)	ND (9.4)	ND (9.0)	ND (9.4)	ND (9.6)	ND (9.8)	ND (9.6)
Hexachlorobutadiene	-	ND (14)	ND (14)	ND (15)	ND (14)	ND (15)	ND (15)	ND (16)	ND (15)
Hexachlorocyclopentadiene	-	ND (14) [a]	ND (14) [a]	ND (15) [a]	ND (14) [a]	ND (15) [a]	ND (15) [a]	ND (15) [a]	ND (15) [a]
Hexachloroethane	-	ND (18)	ND (18)	ND (18)	ND (18)	ND (18)	ND (19)	ND (19)	ND (19)
Indeno(1,2,3-cd)pyrene	11000	ND (17)	22.5 J	ND (17)	ND (17)	39.4	20.6 J	ND (18)	ND (18)
Isophorone	-	ND (7.7)	ND (7.7)	ND (7.9)	ND (7.6)	ND (7.9)	ND (8.1)	ND (8.3)	ND (8.1)
2-Methylnaphthalene	-	ND (8.1)	ND (8.1)	ND (8.4)	ND (8.0)	ND (8.4)	ND (8.5)	ND (8.8)	ND (8.6)
2-Nitroaniline	-	ND (8.5)	ND (8.5)	ND (8.7)	ND (8.4)	ND (8.7)	ND (8.9)	ND (9.2)	ND (8.9)
3-Nitroaniline	-	ND (9.0)	ND (9.0)	ND (9.2)	ND (8.9)	ND (9.3)	ND (9.5)	ND (9.7)	ND (9.5)
4-Nitroaniline	-	ND (9.3)	ND (9.3)	ND (9.6)	ND (9.2)	ND (9.6)	ND (9.8)	ND (10)	ND (9.8)
Naphthalene	1000000	ND (10)	ND (10)	ND (10)	ND (10)	ND (10)	ND (11)	ND (11)	ND (11)
Nitrobenzene	-	ND (14)	ND (14)	ND (14)	ND (14)	ND (14)	ND (15)	ND (15)	ND (15)
N-Nitroso-di-n-propylamine	-	ND (10)	ND (10)	ND (11)	ND (10)	ND (11)	ND (11)	ND (11)	ND (11)
N-Nitrosodiphenylamine	-	ND (13)	ND (13)	ND (14)	ND (13)	ND (14)	ND (14)	ND (14)	ND (14)
Phenanthrene	1000000	ND (12)	41.8	14.7 J	31.1 J	66.3	23.1 J	ND (13)	ND (13)
Pyrene	1000000	ND (11)	65.4	28.7 J	46.1	91.4	25.1 J	ND (12)	ND (12)
1,2,4,5-Tetrachlorobenzene	-	ND (9.1)	ND (9.1)	ND (9.4)	ND (9.0)	ND (9.4)	ND (9.6)	ND (9.9)	ND (9.6)
1,4 Dioxane (ug/kg)									
1,4-Dioxane	-	ND (1.8)	ND (1.8)	ND (1.8)	ND (1.8)	ND (1.9)	ND (1.9)	ND (1.9)	ND (1.9)
Pesticides and herbicides (ug/kg)									
Aldrin	1400	ND (0.56)	ND (0.54)	ND (0.60)	ND (0.56)	ND (0.59)	ND (0.63)	ND (0.63)	ND (0.62)
alpha-BHC	6800	ND (0.55)	ND (0.53)	ND (0.59)	ND (0.56)	ND (0.58)	ND (0.62)	ND (0.62)	ND (0.61)
beta-BHC	14000	ND (0.61)	ND (0.59)	ND (0.65)	ND (0.62)	ND (0.65)	ND (0.69)	ND (0.69)	ND (0.68)
delta-BHC	1000000	ND (0.65)	ND (0.63)	ND (0.69)	ND (0.66)	ND (0.69)	ND (0.74)	ND (0.74)	ND (0.72)
gamma-BHC (Lindane)	23000	ND (0.50)	ND (0.48)	ND (0.53)	ND (0.50)	ND (0.53)	ND (0.57)	ND (0.56)	ND (0.55)
alpha-Chlordane	47000	ND (0.55)	ND (0.53)	ND (0.58)	ND (0.55)	ND (0.58)	ND (0.62)	ND (0.62)	ND (0.61)
gamma-Chlordane	-	ND (0.31)	ND (0.30)	ND (0.33)	ND (0.31)	ND (0.33)	ND (0.35)	ND (0.35)	ND (0.34)
Dieldrin	28000	ND (0.47)	ND (0.45)	ND (0.50)	ND (0.47)	ND (0.49)	ND (0.53)	ND (0.53)	ND (0.52)
4,4'-DDD	180000	ND (0.62)	ND (0.60)	ND (0.66)	ND (0.63)	ND (0.66)	ND (0.71)	ND (0.70)	ND (0.69)
4,4'-DDE	120000	ND (0.60)	ND (0.57)	ND (0.63)	ND (0.60)	ND (0.63)	ND (0.67)	ND (0.67)	ND (0.66)
4,4'-DDT	94000	ND (0.60)	ND (0.58)	ND (0.64)	ND (0.61)	ND (0.64)	ND (0.68)	ND (0.68)	ND (0.67)
Endrin	410000	ND (0.53)	ND (0.51)	ND (0.56)	ND (0.53)	ND (0.56)	ND (0.60)	ND (0.59)	ND (0.58)
Endosulfan sulfate	920000	ND (0.53)	ND (0.51)	ND (0.56)	ND (0.53)	ND (0.56)	ND (0.60)	ND (0.60)	ND (0.59)
Endrin aldehyde	-	ND (0.39)	ND (0.37)	ND (0.41)	ND (0.39)	ND (0.41)	ND (0.44)	ND (0.43)	ND (0.43)
Endosulfan-I	920000	ND (0.39)	ND (0.38)	ND (0.42)	ND (0.39)	ND (0.41)	ND (0.44)	ND (0.44)	ND (0.43)
Endosulfan-II	920000	ND (0.42)	ND (0.41)	ND (0.45)	ND (0.43)	ND (0.45)	ND (0.48)	ND (0.48)	ND (0.47)
Heptachlor	29000	ND (0.59)	ND (0.56)	ND (0.62)	ND (0.59)	ND (0.62)	ND (0.66)	ND (0.66)	ND (0.65)
Heptachlor epoxide	-	ND (0.48)	ND (0.46)	ND (0.51)	ND (0.48)	ND (0.50)	ND (0.54)	ND (0.54)	ND (0.53)
Methoxychlor	-	ND (0.54)	ND (0.52)	ND (0.58)	ND (0.54)	ND (0.57)	ND (0.61)	ND (0.61)	ND (0.60)
Endrin ketone	-	ND (0.49)	ND (0.47)	ND (0.52)	ND (0.49)	ND (0.52)	ND (0.56)	ND (0.55)	ND (0.54)
Toxaphene	-	ND (16)	ND (15)	ND (17)	ND (16)	ND (17)	ND (18)	ND (18)	ND (18)
2,4-D	-	ND (8.0)	ND (7.8)	ND (7.5)	ND (7.7)	ND (8.0)	ND (8.5)	ND (8.4)	ND (8.5)
2,4,5-TP (Silvex)	1000000	ND (2.0)	ND (2.0)	ND (1.9)	ND (1.9)	ND (2.0)	ND (2.2)	ND (2.1)	ND (2.1)
2,4,5-T	-	ND (1.8)	ND (1.7)	ND (1.7)	ND (1.7)	ND (1.8)	ND (1.9)	ND (1.9)	ND (1.9)

Table 1
Soil Sampling Results

Phase II Environmental Site Assessment
South Brooklyn Marine Terminal

Soil Boring Location / Sample Depth in feet bgs / Sampling Date	NY SCO - Industrial w/CP-51 (10/10)(6 NYCRR 375-6	TT-SB-16 7.5-9.5 11/29/2021	TT-SB-17 7.0-9.0 11/29/2021	TT-SB-18 7.0-9.0 11/29/2021	TT-SB-19 7.0-9.0 11/30/2021	TT-SB-20 6.5-8.5 11/30/2021	TT-SB-21 6.5-8.5 11/30/2021	TT-SB-22 6.5-8.5 11/30/2021	TT-SB-23 7.5-9.5 11/30/2021
PCBs (ug/kg)									
Aroclor 1016	25000	ND (16)	ND (15)	ND (17)	ND (16)	ND (17)	ND (18)	ND (18)	ND (18)
Aroclor 1221	25000	ND (21)	ND (20)	ND (22)	ND (21)	ND (22)	ND (24)	ND (24)	ND (23)
Aroclor 1232	25000	ND (22)	ND (21)	ND (23)	ND (22)	ND (23)	ND (25)	ND (24)	ND (24)
Aroclor 1242	25000	ND (14)	ND (13)	ND (15)	ND (14)	ND (15)	ND (16)	ND (16)	ND (15)
Aroclor 1248	25000	ND (30)	ND (29)	ND (32)	ND (30)	ND (32)	ND (34)	ND (34)	ND (34)
Aroclor 1254	25000	ND (18)	ND (18)	ND (19)	ND (18)	ND (19)	ND (21)	ND (21)	ND (20)
Aroclor 1260	25000	ND (14)	ND (14)	ND (15)	ND (15)	ND (15)	ND (16)	ND (16)	ND (16)
Aroclor 1268	25000	ND (14)	ND (14)	ND (15)	ND (14)	ND (15)	ND (16)	ND (16)	ND (16)
Aroclor 1262	25000	ND (22)	ND (21)	ND (24)	ND (22)	ND (23)	ND (25)	ND (25)	ND (25)
Metals (mg/kg)									
Aluminum	-	6240	4620	7770	4200	3720	9700	6780	6910
Antimony	-	<2.3	<2.2	<2.2	<2.2	<2.2	<2.3	<2.3	<2.3
Arsenic	16	2.4	2.4	7.7	2.9	5.3	4.4	4.6	3.4
Barium	10000	33.7	32.6	34.3	<22	365	35.9	32.8	42.4
Beryllium	2700	0.51	0.44	0.6	0.33	0.35	0.58	0.54	0.52
Cadmium	60	<0.57	<0.55	<0.55	<0.56	<0.56	<0.58	<0.58	<0.58
Calcium	-	1340	1890	1960	632	1400	1100	2650	2540
Chromium	-	14.9	12.9	16.6	8.2	12.3	14.4	12.7	13.3
Cobalt	-	6.6	5.7	7.4	<5.6	<5.6	6.6	6.3	6
Copper	10000	11.7	13	19.1	11.6	61.1	12.8	13	10.4
Iron	-	11200	9690	17900	9140	11100	16100	13600	13300
Lead	3900	8.7	22.2	33.9	20.4	377	16.4	15.2	11.7
Magnesium	-	2470	2050	2610	1290	1760	2300	2930	2490
Manganese	10000	167	180	181	141	167	273	258	257
Mercury	5.7	<0.037	<0.033	0.081	0.64	0.24	0.067	0.071	<0.037
Nickel	10000	23	21.8	16.8	10.2	17.9	13.8	15	14.2
Potassium	-	<1100	<1100	1420	<1100	<1100	<1200	1200	<1200
Selenium	6800	<2.3	<2.2	<2.2	<2.2	<2.2	<2.3	<2.3	<2.3
Silver	6800	<0.57	<0.55	0.66	<0.56	<0.56	<0.58	<0.58	<0.58
Sodium	-	<1100	<1100	<1100	<1100	<1100	<1200	<1200	<1200
Thallium	-	<1.1	<1.1	<1.1	<1.1	<1.1	<1.2	<1.2	<1.2
Vanadium	-	21.2	17.5	22.9	13.9	15.4	21.2	20.4	19.2
Zinc	10000	32.2	40.3	53.8	27.8	323	35.8	40.3	29.5
Cyanide	10000	<0.32	0.32	<0.31	<0.28	0.6	<0.28	<0.24	<0.32

bgs - Feet below the ground surface
NYSDEC - New York State Department of Environmental Conservation
SCO - Soil Cleanup Objective
ND - Not detected at or above the quantitation limit
ug/kg - micrograms per kilogram
mg/kg - milligrams per kilogram
- No criteria
NA - Not Analyzed
Values shaded blue detected above quantitation limit
Values shaded in green exceeded the NYSDEC - Industrial Use SCO w/ CP-
[b] Associated CCV outside of control limits high,sample was ND.
[c] Associated CCV outside of control limits high,sample was ND.
[d] Sample prepped within holding time, but run out of holding time.

Table 1
Soil Sampling Results

Phase II Environmental Site Assessment
South Brooklyn Marine Terminal

Soil Boring Location Sample Depth in feet bgs Sampling Date	NY SCO - Industrial w/CP-51 (10/10)(6 NYCRR 375-6	TT-SB-24 6.5-8.5 12/1/2021	TT-SB-25 7.0-9.0 12/1/2021	TT-SB-26 6.0-8.0 12/1/2021	TT-SB-27 5.0-7.0 12/1/2021	S DUP-02 12/1/2021	TT-SB-28 7.0-9.0 12/1/2021	TT-SB-29 4.0-6.0 12/1/2021	TT-SB-30 7.0-9.0 12/2/2021
Volatile Organic Compounds (ug/kg)									
Acetone	1000000	19.1	ND (3.7)	23.6	ND (3.8)	14.9	9.7	4.7 J	8.8 J
Benzene	89000	ND (0.46)	ND (0.41)	ND (0.43)	ND (0.42)	ND (0.41)	ND (0.42)	ND (0.46)	ND (0.44)
Bromochloromethane	-	ND (0.56)	ND (0.51)	ND (0.53)	ND (0.52)	ND (0.51)	ND (0.52)	ND (0.57)	ND (0.55)
Bromodichloromethane	-	ND (0.43)	ND (0.39)	ND (0.40)	ND (0.40)	ND (0.39)	ND (0.40)	ND (0.43)	ND (0.42)
Bromoform	-	ND (1.4)	ND (1.2)	ND (1.3)	ND (1.3)	ND (1.2)	ND (1.3)	ND (1.4)	ND (1.3)
Bromomethane	-	ND (0.77)	ND (0.69)	ND (0.72)	ND (0.71)	ND (0.69)	ND (0.71)	ND (0.77)	ND (0.74)
2-Butanone (MEK)	1000000	ND (2.4)	ND (2.2)	4.5 J	ND (2.3)	ND (2.2)	ND (2.3)	ND (2.5)	ND (2.4)
Carbon disulfide	-	ND (0.54)	ND (0.48)	0.81 J	ND (0.50)	ND (0.49)	ND (0.50)	ND (0.54)	ND (0.52)
Carbon tetrachloride	44000	ND (0.62)	ND (0.56)	ND (0.58)	ND (0.57)	ND (0.56)	ND (0.58)	ND (0.62)	ND (0.60)
Chlorobenzene	1000000	ND (0.46)	ND (0.42)	ND (0.43)	ND (0.43)	ND (0.42)	ND (0.43)	ND (0.46)	ND (0.45)
Chloroethane	-	ND (0.59)	ND (0.53)	ND (0.56)	ND (0.55)	ND (0.54)	ND (0.55)	ND (0.60)	ND (0.58)
Chloroform	700000	ND (0.52)	ND (0.47)	ND (0.49)	ND (0.48)	ND (0.47)	ND (0.48)	ND (0.52)	ND (0.51)
Chloromethane	-	ND (2.0)	ND (1.8)	ND (1.8)	ND (1.8)	ND (1.8)	ND (1.8)	ND (2.0)	ND (1.9)
Cyclohexane	-	ND (0.66)	ND (0.59)	ND (0.62)	ND (0.61)	ND (0.60)	ND (0.61)	ND (0.66)	ND (0.64)
1,2-Dibromo-3-chloropropane	-	ND (0.70)	ND (0.63)	ND (0.65)	ND (0.64)	ND (0.63)	ND (0.65)	ND (0.70)	ND (0.68)
Dibromochloromethane	-	ND (0.56)	ND (0.51)	ND (0.53)	ND (0.52)	ND (0.51)	ND (0.52)	ND (0.57)	ND (0.55)
1,2-Dibromoethane	-	ND (0.42)	ND (0.38)	ND (0.40)	ND (0.39)	ND (0.38)	ND (0.39)	ND (0.42)	ND (0.41)
1,2-Dichlorobenzene	1000000	ND (0.55)	ND (0.49)	ND (0.52)	ND (0.51)	ND (0.50)	ND (0.51)	ND (0.55)	ND (0.53)
1,3-Dichlorobenzene	560000	ND (0.50)	ND (0.45)	ND (0.47)	ND (0.46)	ND (0.45)	ND (0.46)	ND (0.50)	ND (0.48)
1,4-Dichlorobenzene	250000	ND (0.50)	ND (0.45)	ND (0.47)	ND (0.46)	ND (0.45)	ND (0.46)	ND (0.50)	ND (0.48)
Dichlorodifluoromethane	-	ND (0.73)	ND (0.66)	ND (0.69)	ND (0.68)	ND (0.66)	ND (0.68)	ND (0.73)	ND (0.71)
1,1-Dichloroethane	480000	ND (0.50)	ND (0.45)	ND (0.47)	ND (0.46)	ND (0.45)	ND (0.46)	ND (0.50)	ND (0.48)
1,2-Dichloroethane	60000	ND (0.47)	ND (0.43)	ND (0.44)	ND (0.44)	ND (0.43)	ND (0.44)	ND (0.47)	ND (0.46)
1,1-Dichloroethene	1000000	ND (0.66)	ND (0.59)	ND (0.62)	ND (0.61)	ND (0.59)	ND (0.61)	ND (0.66)	ND (0.64)
cis-1,2-Dichloroethene	1000000	ND (0.84)	ND (0.76)	ND (0.79)	ND (0.78)	ND (0.76)	ND (0.78)	ND (0.85)	ND (0.82)
trans-1,2-Dichloroethene	1000000	ND (0.61)	ND (0.55)	ND (0.58)	ND (0.57)	ND (0.55)	ND (0.57)	ND (0.62)	ND (0.59)
1,2-Dichloropropane	-	ND (0.48)	ND (0.43)	ND (0.45)	ND (0.44)	ND (0.43)	ND (0.44)	ND (0.48)	ND (0.46)
cis-1,3-Dichloropropene	-	ND (0.48)	ND (0.43)	ND (0.45)	ND (0.44)	ND (0.43)	ND (0.44)	ND (0.48)	ND (0.46)
trans-1,3-Dichloropropene	-	ND (0.46)	ND (0.41)	ND (0.43)	ND (0.42)	ND (0.41)	ND (0.43)	ND (0.46)	ND (0.44)
Ethylbenzene	780000	ND (0.46)	ND (0.41)	0.90 J	ND (0.42)	ND (0.41)	ND (0.42)	ND (0.46)	ND (0.44)
Freon 113	-	ND (2.7)	ND (2.4)	ND (2.5)	ND (2.5)	ND (2.4)	ND (2.5)	ND (2.7)	ND (2.6)
2-Hexanone	-	ND (2.1)	ND (1.9)	ND (2.0)	ND (2.0)	ND (1.9)	ND (2.0)	ND (2.1)	ND (2.1)
Isopropylbenzene	-	ND (1.4)	ND (1.3)	8	ND (1.3)	ND (1.3)	ND (1.3)	ND (1.4)	ND (1.4)
Methyl Acetate	-	ND (1.4)	ND (1.3)	ND (1.3)	ND (1.3)	ND (1.3)	ND (1.3)	ND (1.4)	ND (1.4)
Methylcyclohexane	-	ND (0.88)	ND (0.79)	ND (0.83)	ND (0.81)	ND (0.79)	ND (0.82)	ND (0.88)	ND (0.85)
Methyl Tert Butyl Ether	1000000	ND (0.47)	ND (0.42)	ND (0.44)	ND (0.44)	ND (0.43)	ND (0.44)	ND (0.47)	ND (0.46)
4-Methyl-2-pentanone(MIBK)	-	ND (2.3)	ND (2.1)	ND (2.1)	ND (2.1)	ND (2.1)	ND (2.1)	ND (2.3)	ND (2.2)
Methylene chloride	1000000	ND (2.6)	ND (2.4)	ND (2.5)	ND (2.4)	ND (2.4)	ND (2.4)	ND (2.6)	ND (2.5)
Styrene	-	ND (0.40)	ND (0.36)	ND (0.38)	ND (0.37)	ND (0.36)	ND (0.37)	ND (0.41)	ND (0.39)
1,1,2,2-Tetrachloroethane	-	ND (0.60)	ND (0.54)	ND (0.57)	ND (0.56)	ND (0.54)	ND (0.56)	ND (0.60)	ND (0.58)
Tetrachloroethene	300000	ND (0.58)	ND (0.52)	ND (0.55)	ND (0.54)	ND (0.53)	ND (0.54)	ND (0.59)	ND (0.56)
Toluene	1000000	ND (0.53)	ND (0.48)	ND (0.50)	ND (0.49)	ND (0.48)	ND (0.49)	ND (0.53)	ND (0.51)
1,2,3-Trichlorobenzene	-	ND (2.5)	ND (2.3)	ND (2.4)	ND (2.3)	ND (2.3)	ND (2.3)	ND (2.5)	ND (2.4)
1,2,4-Trichlorobenzene	-	ND (2.5)	ND (2.3)	ND (2.4)	ND (2.3)	ND (2.3)	ND (2.3)	ND (2.5)	ND (2.4)
1,1,1-Trichloroethane	1000000	ND (0.49)	ND (0.44)	ND (0.46)	ND (0.45)	ND (0.44)	ND (0.45)	ND (0.49)	ND (0.47)
1,1,2-Trichloroethane	-	ND (0.56)	ND (0.50)	ND (0.52)	ND (0.51)	ND (0.50)	ND (0.52)	ND (0.56)	ND (0.54)
Trichloroethene	400000	ND (0.77)	ND (0.69)	ND (0.72)	ND (0.71)	ND (0.69)	ND (0.71)	ND (0.77)	ND (0.74)
Trichlorofluoromethane	-	ND (0.69)	ND (0.62)	ND (0.65)	ND (0.64)	ND (0.62)	ND (0.64)	ND (0.69)	ND (0.67)
Vinyl chloride	27000	ND (0.48)	ND (0.44)	ND (0.45)	ND (0.45)	ND (0.44)	ND (0.45)	ND (0.49)	ND (0.47)
m,p-Xylene	-	ND (0.90)	ND (0.81)	1.3	ND (0.83)	ND (0.81)	ND (0.84)	ND (0.90)	ND (0.87)
o-Xylene	-	0.74 J	ND (0.41)	0.95	ND (0.43)	ND (0.42)	ND (0.43)	ND (0.46)	ND (0.45)
Xylene (total)	1000000	0.74 J	ND (0.41)	2.3	ND (0.43)	ND (0.42)	ND (0.43)	ND (0.46)	ND (0.45)

Table 1
Soil Sampling Results

Phase II Environmental Site Assessment
South Brooklyn Marine Terminal

Soil Boring Location / Sample Depth in feet bgs / Sampling Date	NY SCO - Industrial w/CP-51 (10/10)(6 NYCRR 375-6	TT-SB-24 6.5-8.5 12/1/2021	TT-SB-25 7.0-9.0 12/1/2021	TT-SB-26 6.0-8.0 12/1/2021	TT-SB-27 5.0-7.0 12/1/2021	S DUP-02 12/1/2021	TT-SB-28 7.0-9.0 12/1/2021	TT-SB-29 4.0-6.0 12/1/2021	TT-SB-30 7.0-9.0 12/2/2021
PFAS Compounds (ug/kg)									
Perfluorobutanoic acid	-	ND (0.42)	ND (0.42)	ND (0.42)	ND (0.42)	ND (0.42)	ND (0.43)	ND (0.41)	ND (0.43)
Perfluoropentanoic acid	-	ND (0.28)	ND (0.28)	ND (0.28)	ND (0.28)	ND (0.28)	ND (0.28)	ND (0.27)	ND (0.28)
Perfluorohexanoic acid	-	ND (0.28)	ND (0.28)	ND (0.28)	ND (0.28)	ND (0.28)	ND (0.28)	ND (0.27)	ND (0.28)
Perfluoroheptanoic acid	-	ND (0.28)	ND (0.28)	ND (0.28)	ND (0.28)	ND (0.28)	ND (0.28)	ND (0.27)	ND (0.28)
Perfluorooctanoic acid	-	ND (0.28)	ND (0.28)	ND (0.28)	ND (0.28)	ND (0.28)	ND (0.28)	ND (0.27)	ND (0.28)
Perfluorononanoic acid	-	ND (0.28)	ND (0.28)	ND (0.28)	ND (0.28)	ND (0.28)	ND (0.28)	ND (0.27)	ND (0.28)
Perfluorodecanoic acid	-	ND (0.28)	ND (0.28)	ND (0.28)	ND (0.28)	ND (0.28)	ND (0.28)	ND (0.27)	ND (0.28)
Perfluoroundecanoic acid	-	ND (0.28)	ND (0.28)	ND (0.28)	ND (0.28)	ND (0.28)	ND (0.28)	ND (0.27)	ND (0.28)
Perfluorododecanoic acid	-	ND (0.28)	ND (0.28)	ND (0.28)	ND (0.28)	ND (0.28)	ND (0.28)	ND (0.27)	ND (0.28)
Perfluorotridecanoic acid	-	ND (0.30)	ND (0.30)	ND (0.29)	ND (0.29)	ND (0.29)	ND (0.30)	ND (0.29)	ND (0.30)
Perfluorotetradecanoic acid	-	ND (0.28)	ND (0.28)	ND (0.28)	ND (0.28)	ND (0.28)	ND (0.28)	ND (0.27)	ND (0.28)
Perfluorobutanesulfonic acid	-	ND (0.28)	ND (0.28)	ND (0.28)	ND (0.28)	ND (0.28)	ND (0.28)	ND (0.27)	ND (0.28)
Perfluorohexanesulfonic acid	-	ND (0.28)	ND (0.28)	ND (0.28)	ND (0.28)	ND (0.28)	ND (0.28)	ND (0.27)	ND (0.28)
Perfluoroheptanesulfonic acid	-	ND (0.28)	ND (0.28)	ND (0.28)	ND (0.28)	ND (0.28)	ND (0.28)	ND (0.27)	ND (0.28)
Perfluorooctanesulfonic acid	-	ND (0.28)	ND (0.28)	ND (0.28)	0.35 J	ND (0.28)	ND (0.28)	ND (0.27)	ND (0.28)
Perfluorodecanesulfonic acid	-	ND (0.28)	ND (0.28)	ND (0.28)	ND (0.28)	ND (0.28)	ND (0.28)	ND (0.27)	ND (0.28)
PFOSA	-	ND (0.28)	ND (0.28)	ND (0.28)	ND (0.28)	ND (0.28)	ND (0.28)	ND (0.27)	ND (0.28)
MeFOSAA	-	ND (0.56)	ND (0.56)	ND (0.55)	ND (0.55)	ND (0.55)	ND (0.56)	ND (0.54)	ND (0.57)
EtFOSAA	-	ND (0.56)	ND (0.56)	ND (0.55)	ND (0.55)	ND (0.55)	ND (0.56)	ND (0.54)	ND (0.57)
6:2 Fluorotelomer sulfonate	-	ND (0.28)	ND (0.28)	ND (0.28)	ND (0.28)	ND (0.28)	ND (0.28)	ND (0.27)	ND (0.28)
8:2 Fluorotelomer sulfonate	-	ND (0.28)	ND (0.28)	ND (0.28)	ND (0.28)	ND (0.28)	ND (0.28)	ND (0.27)	ND (0.28)
Semi Volatile Organic Compounds (ug/kg)									
2-Chlorophenol	-	ND (18)	ND (18)	ND (18)	ND (18)	ND (18)	ND (18)	ND (18)	ND (18)
4-Chloro-3-methyl phenol	-	ND (22)	ND (22)	ND (22)	ND (22)	ND (22)	ND (23)	ND (22)	ND (22)
2,4-Dichlorophenol	-	ND (31)	ND (31)	ND (31)	ND (31)	ND (31)	ND (31)	ND (31)	ND (31)
2,4-Dimethylphenol	-	ND (65)	ND (64)	ND (65)	ND (64)	ND (64)	ND (66)	ND (65)	ND (65)
2,4-Dinitrophenol	-	ND (140)	ND (140)	ND (140)	ND (140)	ND (140)	ND (140)	ND (140)	ND (140)
4,6-Dinitro-o-cresol	-	ND (39)	ND (39)	ND (39)	ND (39)	ND (39)	ND (40)	ND (39)	ND (39)
2-Methylphenol	-	ND (23)	ND (23)	ND (23)	ND (23)	ND (23)	ND (24)	ND (23)	ND (23)
3&4-Methylphenol	-	ND (30)	ND (30)	ND (30)	ND (30)	ND (30)	ND (30)	ND (30)	ND (30)
2-Nitrophenol	-	ND (24)	ND (24)	ND (24)	ND (24)	ND (24)	ND (24)	ND (24)	ND (24)
4-Nitrophenol	-	ND (98)	ND (97)	ND (97)	ND (97)	ND (97)	ND (99)	ND (97)	ND (97)
Pentachlorophenol	55000	ND (34)	ND (34)	ND (34)	ND (34)	ND (34)	ND (35)	ND (34)	ND (34)
Phenol	-	ND (19)	ND (19)	ND (19)	ND (19)	ND (19)	ND (19)	ND (19)	ND (19)
2,3,4,6-Tetrachlorophenol	-	ND (24)	ND (24)	ND (24)	ND (24)	ND (24)	ND (24)	ND (24)	ND (24)
2,4,5-Trichlorophenol	-	ND (27)	ND (27)	ND (27)	ND (27)	ND (27)	ND (28)	ND (27)	ND (27)
2,4,6-Trichlorophenol	-	ND (22)	ND (22)	ND (22)	ND (22)	ND (22)	ND (22)	ND (22)	ND (22)
Acenaphthene	1000000	32.0 J	21.8 J	3590	ND (12)	53.5	ND (13)	ND (13)	ND (13)
Acenaphthylene	1000000	23.4 J	ND (18)	25.6 J	ND (18)	91	ND (19)	ND (19)	ND (18)
Acetophenone	-	ND (7.9)	ND (7.8)	ND (7.8)	ND (7.8)	ND (7.8)	ND (7.9)	ND (7.8)	ND (7.8)
Anthracene	1000000	91.4	48	153	ND (22)	303	ND (23)	ND (22)	28.5 J
Atrazine	-	ND (16)	ND (15)	ND (16)	ND (15)	ND (15)	ND (16)	ND (16)	ND (16)
Benzo(a)anthracene	11000	381	97.6	96.4	ND (10)	1780	ND (10)	43.9	75.6
Benzo(a)pyrene	1100	364	80.3	74.5	ND (16)	**1560**	ND (17)	33.8 J	65.5
Benzo(b)fluoranthene	11000	454	99.6	99.2	ND (16)	1940	ND (16)	50.4	81
Benzo(g,h,i)perylene	1000000	258	48.4	55.6	ND (18)	892	ND (18)	18.2 J	39.8
Benzo(k)fluoranthene	110000	160	39.9	30.5 J	ND (17)	690	ND (17)	ND (17)	28.7 J
4-Bromophenyl phenyl ether	-	ND (14)	ND (14)	ND (14)	ND (14)	ND (14)	ND (14)	ND (14)	ND (14)
Butyl benzyl phthalate	-	ND (8.9)	ND (8.8)	ND (8.9)	ND (8.8)	ND (8.8)	ND (9.0)	ND (8.9)	ND (8.9)
1,1'-Biphenyl	-	ND (5.0)	ND (5.0)	26.3 J	ND (5.0)	ND (5.0)	ND (5.1)	ND (5.0)	ND (5.0)
Benzaldehyde	-	ND (9.1)	ND (9.0)	ND (9.1)	ND (9.0)	ND (9.0)	ND (9.2)	ND (9.1)	ND (9.0)
2-Chloronaphthalene	-	ND (8.7)	ND (8.6)	ND (8.7)	ND (8.6)	ND (8.6)	ND (8.8)	ND (8.7)	ND (8.6)
4-Chloroaniline	-	ND (13)	ND (13)	ND (13)	ND (13)	ND (13)	ND (13)	ND (13)	ND (13)
Carbazole	-	28.4 J	18.7 J	96.6	ND (5.2)	45.3 J	ND (5.4)	ND (5.3)	12.3 J
Caprolactam	-	ND (14)	ND (14)	ND (14)	ND (14)	ND (14)	ND (15)	ND (14)	ND (14)
Chrysene	110000	381	91.2	98.9	ND (11)	1700	ND (12)	44	77.7
bis(2-Chloroethoxy)methane	-	ND (7.8)	ND (7.7)	ND (7.8)	ND (7.7)	ND (7.7)	ND (7.9)	ND (7.8)	ND (7.8)
bis(2-Chloroethyl)ether	-	ND (16)	ND (16)	ND (16)	ND (16)	ND (16)	ND (16)	ND (16)	ND (16)
2,2'-Oxybis(1-chloropropane)	-	ND (13)	ND (13)	ND (13)	ND (13)	ND (13)	ND (13)	ND (13)	ND (13)
4-Chlorophenyl phenyl ether	-	ND (12)	ND (12)	ND (12)	ND (12)	ND (12)	ND (12)	ND (12)	ND (12)
2,4-Dinitrotoluene	-	ND (11)	ND (11)	ND (11)	ND (11)	ND (11)	ND (11)	ND (11)	ND (11)

Table 1
Soil Sampling Results

Phase II Environmental Site Assessment
South Brooklyn Marine Terminal

Soil Boring Location / Sample Depth in feet bgs / Sampling Date	NY SCO - Industrial w/CP-51 (10/10)(6 NYCRR 375-6	TT-SB-24 6.5-8.5 12/1/2021	TT-SB-25 7.0-9.0 12/1/2021	TT-SB-26 6.0-8.0 12/1/2021	TT-SB-27 5.0-7.0 12/1/2021	S DUP-02 12/1/2021	TT-SB-28 7.0-9.0 12/1/2021	TT-SB-29 4.0-6.0 12/1/2021	TT-SB-30 7.0-9.0 12/2/2021
2,6-Dinitrotoluene	-	ND (18)	ND (18)	ND (18)	ND (18)	ND (18)	ND (19)	ND (18)	ND (18)
3,3'-Dichlorobenzidine	-	ND (31)	ND (30)	ND (30)	ND (30)	ND (30)	ND (31)	ND (30)	ND (30)
1,4-Dioxane	-	ND (24)	ND (24)	ND (24)	ND (24)	ND (24)	ND (24)	ND (24)	ND (24)
Dibenzo(a,h)anthracene	1100	86.3	29.0 J	32.6 J	ND (16)	281	ND (16)	21.4 J	27.0 J
Dibenzofuran	1000000	16.7 J	ND (15)	1570	ND (15)	24.5 J	ND (15)	ND (15)	ND (15)
Di-n-butyl phthalate	-	ND (6.0)	ND (5.9)	ND (6.0)	ND (5.9)	ND (5.9)	ND (6.0)	ND (6.0)	ND (5.9)
Di-n-octyl phthalate	-	ND (9.1)	ND (9.0)	ND (9.1)	ND (9.0)	ND (9.0)	ND (9.2)	ND (9.1)	ND (9.0)
Diethyl phthalate	-	ND (7.8)	ND (7.7)	ND (7.8)	ND (7.7)	ND (7.7)	ND (7.9)	ND (7.8)	ND (7.7)
Dimethyl phthalate	-	ND (6.5)	ND (6.4)	ND (6.5)	ND (6.4)	ND (6.4)	ND (6.6)	ND (6.5)	ND (6.5)
bis(2-Ethylhexyl)phthalate	-	ND (8.6)	ND (8.5)	68.6 J	ND (8.5)	ND (8.5)	ND (8.6)	ND (8.5)	ND (8.5)
Fluoranthene	1000000	752	221	415	ND (16)	3090	ND (16)	80.3	151
Fluorene	1000000	26.9 J	20.6 J	1350	ND (17)	45.7	ND (17)	ND (17)	ND (17)
Hexachlorobenzene	12000	ND (9.3)	ND (9.2)	ND (9.2)	ND (9.2)	ND (9.2)	ND (9.3)	ND (9.2)	ND (9.2)
Hexachlorobutadiene	-	ND (15)	ND (15)	ND (15)	ND (15)	ND (15)	ND (15)	ND (15)	ND (15)
Hexachlorocyclopentadiene	-	ND (15)	ND (14)	ND (15)	ND (14)	ND (14)	ND (15)	ND (15)	ND (14)
Hexachloroethane	-	ND (18)	ND (18)	ND (18)	ND (18)	ND (18)	ND (18)	ND (18)	ND (18)
Indeno(1,2,3-cd)pyrene	11000	311	76.4	76.1	ND (17)	1110	ND (17)	40.9	59
Isophorone	-	ND (7.8)	ND (7.7)	ND (7.8)	ND (7.7)	ND (7.7)	ND (7.9)	ND (7.8)	ND (7.8)
2-Methylnaphthalene	-	ND (8.3)	ND (8.2)	446	ND (8.2)	ND (8.2)	ND (8.3)	ND (8.3)	ND (8.2)
2-Nitroaniline	-	ND (8.6)	ND (8.5)	ND (8.6)	ND (8.5)	ND (8.5)	ND (8.7)	ND (8.6)	ND (8.6)
3-Nitroaniline	-	ND (9.1)	ND (9.1)	ND (9.1)	ND (9.0)	ND (9.0)	ND (9.2)	ND (9.1)	ND (9.1)
4-Nitroaniline	-	ND (9.5)	ND (9.4)	ND (9.5)	ND (9.4)	ND (9.4)	ND (9.6)	ND (9.5)	ND (9.4)
Naphthalene	1000000	ND (10)	ND (10)	372	ND (10)	10.1 J	ND (10)	ND (10)	11.7 J
Nitrobenzene	-	ND (14)	ND (14)	ND (14)	ND (14)	ND (14)	ND (14)	ND (14)	ND (14)
N-Nitroso-di-n-propylamine	-	ND (11)	ND (10)	ND (11)	ND (10)	ND (10)	ND (11)	ND (11)	ND (10)
N-Nitrosodiphenylamine	-	ND (13)	ND (13)	ND (13)	ND (13)	ND (13)	ND (14)	ND (13)	ND (13)
Phenanthrene	1000000	362	208	1810	ND (12)	1050	ND (12)	36.8 J	139
Pyrene	1000000	801	187	328	ND (12)	3030	ND (12)	81.4	161
1,2,4,5-Tetrachlorobenzene	-	ND (9.3)	ND (9.2)	ND (9.3)	ND (9.2)	ND (9.2)	ND (9.4)	ND (9.3)	ND (9.2)
1,4 Dioxane (ug/kg)									
1,4-Dioxane	-	ND (1.8)	ND (1.8)	ND (1.8)	ND (1.8)	ND (1.8)	ND (1.8)	ND (1.8)	ND (1.8)
Pesticides and herbicides (ug/kg)									
Aldrin	1400	1.9 [a]	ND (0.55) [b]	ND (0.60)	ND (0.61) [b]	ND (0.56)	ND (0.57) [b]	ND (0.58)	ND (0.57) [b]
alpha-BHC	6800	ND (0.53)	ND (0.54) [b]	1.9 [a]	ND (0.60) [b]	ND (0.56)	ND (0.56) [b]	ND (0.57)	ND (0.56) [b]
beta-BHC	14000	ND (0.59)	ND (0.60) [b]	ND (0.65)	ND (0.67) [b]	ND (0.62)	ND (0.62) [b]	ND (0.64)	ND (0.62) [b]
delta-BHC	1000000	ND (0.63)	ND (0.64) [b]	ND (0.69)	ND (0.71) [b]	ND (0.66)	ND (0.66) [b]	ND (0.67)	ND (0.66) [b]
gamma-BHC (Lindane)	23000	2.3 [a]	ND (0.49) [b]	ND (0.53)	ND (0.55) [b]	2.1 [a]	ND (0.51) [b]	ND (0.52)	ND (0.51) [b]
alpha-Chlordane	47000	2.8	ND (0.54) [b]	ND (0.58)	ND (0.60) [b]	ND (0.55)	ND (0.55) [b]	ND (0.57)	ND (0.56) [b]
gamma-Chlordane	-	2.4 [a]	ND (0.30) [b]	2.0 [a]	ND (0.34) [b]	ND (0.31)	ND (0.31) [b]	ND (0.32)	ND (0.31) [b]
Dieldrin	28000	1.1 [a]	ND (0.46) [b]	ND (0.50)	ND (0.51) [b]	ND (0.47)	ND (0.47) [b]	ND (0.48)	ND (0.47) [b]
4,4'-DDD	180000	5.8	ND (0.61) [b]	17.9	ND (0.68) [b]	3.2	ND (0.63) [b]	ND (0.64)	ND (0.63) [b]
4,4'-DDE	120000	5.7	ND (0.58) [b]	5.4	ND (0.65) [b]	3.1	ND (0.60) [b]	ND (0.62)	ND (0.60) [b]
4,4'-DDT	94000	3.5 [c]	ND (0.59) [b]	ND (0.64)	ND (0.66) [b]	ND (0.61)	ND (0.61) [b]	ND (0.62)	ND (0.61) [b]
Endrin	410000	ND (0.51)	ND (0.52) [b]	ND (0.56)	ND (0.58) [b]	ND (0.53)	ND (0.53) [b]	ND (0.55)	ND (0.54) [b]
Endosulfan sulfate	920000	ND (0.51)	ND (0.52) [b]	ND (0.56)	ND (0.58) [b]	ND (0.53)	ND (0.54) [b]	ND (0.55)	ND (0.54) [b]
Endrin aldehyde	-	ND (0.37)	ND (0.38) [b]	ND (0.41)	ND (0.42) [b]	ND (0.39)	ND (0.39) [b]	ND (0.40)	ND (0.39) [b]
Endosulfan-I	920000	ND (0.38)	ND (0.38) [b]	ND (0.42)	ND (0.43) [b]	ND (0.39)	ND (0.40) [b]	ND (0.40)	ND (0.40) [b]
Endosulfan-II	920000	2.7	ND (0.41) [b]	ND (0.45)	ND (0.46) [b]	ND (0.43)	ND (0.43) [b]	ND (0.44)	ND (0.43) [b]
Heptachlor	29000	ND (0.56)	ND (0.57) [b]	ND (0.62)	ND (0.64) [b]	ND (0.59)	ND (0.59) [b]	ND (0.61)	ND (0.59) [b]
Heptachlor epoxide	-	0.84 [a]	ND (0.47) [b]	ND (0.51)	ND (0.52) [b]	ND (0.48)	ND (0.48) [b]	ND (0.49)	ND (0.48) [b]
Methoxychlor	-	ND (0.52)	ND (0.53) [b]	ND (0.57)	ND (0.59) [b]	ND (0.54)	ND (0.55) [b]	ND (0.56)	ND (0.55) [b]
Endrin ketone	-	ND (0.47)	ND (0.48)	ND (0.52)	ND (0.54)	ND (0.49)	ND (0.50)	ND (0.51)	ND (0.50)
Toxaphene	-	ND (15)	ND (15)	ND (17)	ND (17)	ND (16)	ND (16)	ND (16)	ND (16)
2,4-D	-	ND (7.9)	ND (7.4)	ND (7.5)	ND (8.2)	ND (7.4)	ND (7.8)	ND (7.8)	ND (7.7)
2,4,5-TP (Silvex)	1000000	ND (2.0)	ND (1.9)	ND (1.9)	ND (2.1)	ND (1.9)	ND (2.0)	ND (2.0)	ND (1.9)
2,4,5-T	-	ND (1.8)	ND (1.7)	ND (1.7)	ND (1.8)	ND (1.7)	ND (1.7)	ND (1.7)	ND (1.7)

Table 1
Soil Sampling Results

Phase II Environmental Site Assessment
South Brooklyn Marine Terminal

Soil Boring Location Sample Depth in feet bgs Sampling Date	NY SCO - Industrial w/CP-51 (10/10)(6 NYCRR 375-6	TT-SB-24 6.5-8.5 12/1/2021	TT-SB-25 7.0-9.0 12/1/2021	TT-SB-26 6.0-8.0 12/1/2021	TT-SB-27 5.0-7.0 12/1/2021	S DUP-02 12/1/2021	TT-SB-28 7.0-9.0 12/1/2021	TT-SB-29 4.0-6.0 12/1/2021	TT-SB-30 7.0-9.0 12/2/2021
PCBs (ug/kg)									
Aroclor 1016	25000	ND (17)	ND (15)	ND (17)	ND (17)	ND (17)	ND (16)	ND (16)	ND (16)
Aroclor 1221	25000	ND (22)	ND (21)	ND (22)	ND (23)	ND (22)	ND (21)	ND (22)	ND (21)
Aroclor 1232	25000	ND (23)	ND (21)	ND (23)	ND (24)	ND (23)	ND (22)	ND (22)	ND (22)
Aroclor 1242	25000	ND (15)	ND (14)	ND (15)	ND (15)	ND (15)	ND (14)	ND (14)	ND (14)
Aroclor 1248	25000	ND (32)	ND (30)	ND (32)	ND (33)	ND (32)	ND (31)	ND (31)	ND (31)
Aroclor 1254	25000	ND (19)	ND (18)	ND (19)	ND (20)	ND (19)	ND (18)	ND (19)	ND (19)
Aroclor 1260	25000	ND (15)	ND (14)	ND (15)	ND (16)	ND (15)	ND (15)	ND (15)	ND (15)
Aroclor 1268	25000	ND (15)	ND (14)	ND (15)	ND (16)	ND (15)	ND (14)	ND (15)	ND (15)
Aroclor 1262	25000	ND (23)	ND (22)	ND (24)	ND (24)	ND (23)	ND (22)	ND (23)	ND (23)
Metals (mg/kg)									
Aluminum	-	4260	6110	4270	7040	4840	5460	5590	5590
Antimony	-	<2.3	<2.3	<2.3	<2.3	<2.3	<2.3	<2.2	<2.2
Arsenic	16	2.8	5.2	3.9	3.2	3.5	2.8	3.1	3.8
Barium	10000	49.9	37	81.7	35.1	71.5	29.5	31.1	69.2
Beryllium	2700	0.24	0.38	0.28	0.52	0.29	0.46	0.49	0.48
Cadmium	60	<0.56	<0.58	<0.58	<0.59	<0.58	<0.57	<0.55	<0.56
Calcium	-	35300	1080	29800	1120	25100	1780	1660	4280
Chromium	-	10.3	11.7	9.2	12.7	12.8	12.7	11.1	13.4
Cobalt	-	<5.6	<5.8	<5.8	<5.9	<5.8	<5.7	<5.5	<5.6
Copper	10000	12.6	37.5	10.7	11.3	15.4	9.3	16	126
Iron	-	9130	11200	9130	11900	9810	11700	11200	12900
Lead	3900	87.1	55.2	53.6	25	115	16.1	13.4	164
Magnesium	-	7890	2180	8370	2080	6320	3260	2430	2720
Manganese	10000	193	239	582	232	195	301	276	174
Mercury	5.7	0.24	0.079	0.06	<0.029	0.13	<0.035	0.072	0.26
Nickel	10000	17.2	14.5	12.6	13.4	16.7	19.8	13.4	24.3
Potassium	-	<1100	<1200	<1200	<1200	<1200	1100	1100	1460
Selenium	6800	<2.3	<2.3	<2.3	<2.3	<2.3	<2.3	<2.2	<2.2
Silver	6800	<0.56	<0.58	<0.58	<0.59	<0.58	<0.57	<0.55	<0.56
Sodium	-	<1100	<1200	<1200	<1200	<1200	<1100	<1100	<1100
Thallium	-	<1.1	<1.2	<1.2	<1.2	<1.2	<1.1	<1.1	<1.1
Vanadium	-	15.1	17.4	21.4	21.1	15.1	18.6	17	19.6
Zinc	10000	48.5	50.9	77	35.8	69.4	34.2	32.3	100
Cyanide	10000	<0.23	1.9	<0.23	<0.23	<0.23	<0.22	<0.33	<0.27

bgs - Feet below the ground surface
NYSDEC - New York State Department of Environmental Conservation
SCO - Soil Cleanup Objective
ND - Not detected at or above the quantitation limit
ug/kg - micrograms per kilogram
mg/kg - milligrams per kilogram
- No criteria
NA - Not Analyzed
Values shaded blue detected above quantitation limit
Values shaded in green exceeded the NYSDEC - Industrial Use SCO w/ CP-
[b] Associated CCV outside of control limits high,sample was ND.
[c] Associated CCV outside of control limits high,sample was ND.
[d] Sample prepped within holding time, but run out of holding time.

Table 1
Soil Sampling Results

Phase II Environmental Site Assessment
South Brooklyn Marine Terminal

Soil Boring Location / Sample Depth in feet bgs / Sampling Date	NY SCO - Industrial w/CP-51 (10/10)(6 NYCRR 375-6	TT-SB-31 6.0-8.0 12/2/2021	TT-SB-32 7.0-9.0 12/2/2021	TT-SB-33 4.5-6.5 12/2/2021	TT-SB-34 4.0-6.0 12/3/2021	TT-SB-35 3.0-5.0 12/3/2021	TT-SB-36 6.0-8.0 12/3/2021	TT-SB-37 7.0-9.0 12/3/2021	TT-SB-38 7.5-9.5 12/6/2021
Volatile Organic Compounds (ug/kg)									
Acetone	1000000	4.3 J	ND (3.7)	17	ND (3.9)	ND (4.2)	ND (4.3)	ND (4.0)	11.5 J
Benzene	89000	ND (0.38)	ND (0.41)	ND (0.45)	ND (0.43)	ND (0.46)	ND (0.48)	ND (0.44)	ND (0.54)
Bromochloromethane	-	ND (0.47)	ND (0.50)	ND (0.56)	ND (0.53)	ND (0.57)	ND (0.59)	ND (0.55)	ND (0.66)
Bromodichloromethane	-	ND (0.36)	ND (0.39)	ND (0.43)	ND (0.40)	ND (0.44)	ND (0.45)	ND (0.42)	ND (0.51)
Bromoform	-	ND (1.1)	ND (1.2)	ND (1.4)	ND (1.3)	ND (1.4)	ND (1.4)	ND (1.3)	ND (1.6)
Bromomethane	-	ND (0.65)	ND (0.69)	ND (0.76)	ND (0.72)	ND (0.78)	ND (0.80)	ND (0.74)	ND (0.90)
2-Butanone (MEK)	1000000	ND (2.1)	ND (2.2)	ND (2.4)	ND (2.3)	ND (2.5)	ND (2.5)	ND (2.4)	ND (2.9)
Carbon disulfide	-	0.57 J	ND (0.48)	ND (0.53)	ND (0.50)	ND (0.55)	ND (0.56)	ND (0.52)	ND (0.63) [a]
Carbon tetrachloride	44000	ND (0.52)	ND (0.56)	ND (0.61)	ND (0.58)	ND (0.63)	ND (0.65)	ND (0.60)	ND (0.73)
Chlorobenzene	1000000	ND (0.39)	ND (0.41)	ND (0.46)	ND (0.43)	ND (0.47)	ND (0.48)	ND (0.45)	ND (0.54)
Chloroethane	-	ND (0.50)	ND (0.53)	ND (0.59)	ND (0.56)	ND (0.60)	ND (0.62)	ND (0.58)	ND (0.70)
Chloroform	700000	ND (0.44)	ND (0.47)	ND (0.52)	ND (0.49)	ND (0.53)	ND (0.54)	ND (0.51)	ND (0.61)
Chloromethane	-	ND (1.7)	ND (1.8)	ND (1.9)	ND (1.8)	ND (2.0)	ND (2.1)	ND (1.9)	ND (2.3)
Cyclohexane	-	ND (0.55)	ND (0.59)	ND (0.65)	ND (0.62)	ND (0.67)	ND (0.69)	ND (0.64)	ND (0.78)
1,2-Dibromo-3-chloropropane	-	ND (0.59)	ND (0.63)	ND (0.69)	ND (0.65)	ND (0.71)	ND (0.73)	ND (0.68)	ND (0.82)
Dibromochloromethane	-	ND (0.47)	ND (0.50)	ND (0.56)	ND (0.53)	ND (0.57)	ND (0.59)	ND (0.55)	ND (0.66)
1,2-Dibromoethane	-	ND (0.36)	ND (0.38)	ND (0.42)	ND (0.40)	ND (0.43)	ND (0.44)	ND (0.41)	ND (0.50)
1,2-Dichlorobenzene	1000000	ND (0.46)	ND (0.49)	ND (0.54)	ND (0.51)	ND (0.56)	ND (0.57)	ND (0.53)	ND (0.65)
1,3-Dichlorobenzene	560000	ND (0.42)	ND (0.45)	ND (0.49)	ND (0.47)	ND (0.51)	ND (0.52)	ND (0.48)	ND (0.59)
1,4-Dichlorobenzene	250000	ND (0.42)	ND (0.44)	ND (0.49)	ND (0.47)	ND (0.50)	ND (0.52)	ND (0.48)	ND (0.58)
Dichlorodifluoromethane	-	ND (0.61)	ND (0.65)	ND (0.72)	ND (0.69)	ND (0.74)	ND (0.76)	ND (0.71)	ND (0.86)
1,1-Dichloroethane	480000	ND (0.42)	ND (0.45)	ND (0.49)	ND (0.47)	ND (0.50)	ND (0.52)	ND (0.48)	ND (0.59)
1,2-Dichloroethane	60000	ND (0.40)	ND (0.42)	ND (0.47)	ND (0.44)	ND (0.48)	ND (0.49)	ND (0.46)	ND (0.56)
1,1-Dichloroethene	1000000	ND (0.55)	ND (0.59)	ND (0.65)	ND (0.62)	ND (0.67)	ND (0.69)	ND (0.64)	ND (0.78) [a]
cis-1,2-Dichloroethene	1000000	ND (0.71)	ND (0.76)	ND (0.83)	ND (0.79)	ND (0.86)	ND (0.88)	ND (0.82)	ND (0.99)
trans-1,2-Dichloroethene	1000000	ND (0.52)	ND (0.55)	ND (0.61)	ND (0.58)	ND (0.62)	ND (0.64)	ND (0.59)	ND (0.72)
1,2-Dichloropropane	-	ND (0.40)	ND (0.43)	ND (0.47)	ND (0.45)	ND (0.48)	ND (0.50)	ND (0.46)	ND (0.56)
cis-1,3-Dichloropropene	-	ND (0.40)	ND (0.43)	ND (0.47)	ND (0.45)	ND (0.48)	ND (0.50)	ND (0.46)	ND (0.56)
trans-1,3-Dichloropropene	-	ND (0.39)	ND (0.41)	ND (0.45)	ND (0.43)	ND (0.47)	ND (0.48)	ND (0.44)	ND (0.54)
Ethylbenzene	780000	ND (0.38)	ND (0.41)	ND (0.45)	ND (0.43)	ND (0.46)	ND (0.47)	ND (0.44)	ND (0.54)
Freon 113	-	ND (2.3)	ND (2.4)	ND (2.7)	ND (2.5)	ND (2.7)	ND (2.8)	ND (2.6)	ND (3.2)
2-Hexanone	-	ND (1.8)	ND (1.9)	ND (2.1)	ND (2.0)	ND (2.2)	ND (2.2)	ND (2.1)	ND (2.5)
Isopropylbenzene	-	ND (1.2)	ND (1.3)	ND (1.4)	ND (1.3)	ND (1.4)	ND (1.5)	ND (1.4)	ND (1.7)
Methyl Acetate	-	ND (1.2)	ND (1.3)	ND (1.4)	ND (1.3)	ND (1.4)	ND (1.5)	ND (1.4)	ND (1.6)
Methylcyclohexane	-	ND (0.74)	ND (0.79)	ND (0.87)	ND (0.82)	ND (0.89)	ND (0.92)	ND (0.85)	ND (1.0)
Methyl Tert Butyl Ether	1000000	ND (0.40)	ND (0.42)	ND (0.47)	ND (0.44)	ND (0.48)	ND (0.49)	ND (0.46)	ND (0.56)
4-Methyl-2-pentanone(MIBK)	-	ND (1.9)	ND (2.0)	ND (2.3)	ND (2.1)	ND (2.3)	ND (2.4)	ND (2.2)	ND (2.7)
Methylene chloride	1000000	ND (2.2)	ND (2.4)	ND (2.6)	ND (2.5)	ND (2.7)	ND (2.7)	3.2 J	ND (3.1)
Styrene	-	ND (0.34)	ND (0.36)	ND (0.40)	ND (0.38)	ND (0.41)	ND (0.42)	ND (0.39)	ND (0.48)
1,1,2,2-Tetrachloroethane	-	ND (0.51)	ND (0.54)	ND (0.60)	ND (0.56)	ND (0.61)	ND (0.63)	ND (0.58)	ND (0.71)
Tetrachloroethene	300000	ND (0.49)	ND (0.52)	ND (0.58)	ND (0.55)	ND (0.59)	ND (0.61)	ND (0.56)	ND (0.69)
Toluene	1000000	ND (0.44)	ND (0.47)	ND (0.52)	ND (0.49)	ND (0.54)	ND (0.55)	ND (0.51)	ND (0.62)
1,2,3-Trichlorobenzene	-	ND (2.1)	ND (2.3)	ND (2.5)	ND (2.4)	ND (2.5)	ND (2.6)	ND (2.4)	ND (3.0)
1,2,4-Trichlorobenzene	-	ND (2.1)	ND (2.3)	ND (2.5)	ND (2.4)	ND (2.5)	ND (2.6)	ND (2.4)	ND (3.0)
1,1,1-Trichloroethane	1000000	ND (0.41)	ND (0.44)	ND (0.48)	ND (0.46)	ND (0.49)	ND (0.51)	ND (0.47)	ND (0.57)
1,1,2-Trichloroethane	-	ND (0.47)	ND (0.50)	ND (0.55)	ND (0.52)	ND (0.56)	ND (0.58)	ND (0.54)	ND (0.66)
Trichloroethene	400000	ND (0.64)	ND (0.69)	ND (0.76)	ND (0.72)	ND (0.78)	ND (0.80)	ND (0.74)	ND (0.90)
Trichlorofluoromethane	-	ND (0.58)	ND (0.62)	ND (0.68)	ND (0.64)	ND (0.70)	ND (0.72)	ND (0.67)	ND (0.81)
Vinyl chloride	27000	ND (0.41)	ND (0.43)	ND (0.48)	ND (0.45)	ND (0.49)	ND (0.50)	ND (0.47)	ND (0.57)
m,p-Xylene	-	ND (0.76)	ND (0.81)	ND (0.89)	ND (0.84)	ND (0.91)	ND (0.94)	ND (0.87)	ND (1.1)
o-Xylene	-	ND (0.39)	ND (0.41)	ND (0.46)	ND (0.43)	ND (0.47)	ND (0.48)	ND (0.45)	ND (0.54)
Xylene (total)	1000000	ND (0.39)	ND (0.41)	ND (0.46)	ND (0.43)	ND (0.47)	ND (0.48)	ND (0.45)	ND (0.54)

Table 1
Soil Sampling Results

Phase II Environmental Site Assessment
South Brooklyn Marine Terminal

Soil Boring Location Sample Depth in feet bgs Sampling Date	NY SCO - Industrial w/CP-51 (10/10)(6 NYCRR 375-6	TT-SB-31 6.0-8.0 12/2/2021	TT-SB-32 7.0-9.0 12/2/2021	TT-SB-33 4.5-6.5 12/2/2021	TT-SB-34 4.0-6.0 12/3/2021	TT-SB-35 3.0-5.0 12/3/2021	TT-SB-36 6.0-8.0 12/3/2021	TT-SB-37 7.0-9.0 12/3/2021	TT-SB-38 7.5-9.5 12/6/2021
PFAS Compounds (ug/kg)									
Perfluorobutanoic acid	-	ND (0.42)	ND (0.45)	ND (0.42)	ND (0.47)	ND (0.40)	ND (0.41)	ND (0.39)	ND (0.44)
Perfluoropentanoic acid	-	ND (0.27)	ND (0.29)	ND (0.28)	ND (0.31)	ND (0.27)	ND (0.27)	ND (0.26)	ND (0.29)
Perfluorohexanoic acid	-	ND (0.27)	ND (0.29)	ND (0.28)	ND (0.31)	ND (0.27)	ND (0.27)	ND (0.26)	ND (0.29)
Perfluoroheptanoic acid	-	ND (0.27)	ND (0.29)	ND (0.28)	ND (0.31)	ND (0.27)	ND (0.27)	ND (0.26)	ND (0.29)
Perfluorooctanoic acid	-	ND (0.27)	ND (0.29)	ND (0.28)	ND (0.31)	ND (0.27)	ND (0.27)	ND (0.26)	ND (0.29)
Perfluorononanoic acid	-	ND (0.27)	ND (0.29)	ND (0.28)	ND (0.31)	ND (0.27)	ND (0.27)	ND (0.26)	ND (0.29)
Perfluorodecanoic acid	-	ND (0.27)	ND (0.29)	ND (0.28)	ND (0.31)	ND (0.27)	ND (0.27)	ND (0.26)	ND (0.29)
Perfluoroundecanoic acid	-	ND (0.27)	ND (0.29)	ND (0.28)	ND (0.31)	ND (0.27)	ND (0.27)	ND (0.26)	ND (0.29)
Perfluorododecanoic acid	-	ND (0.27)	ND (0.29)	ND (0.28)	ND (0.31)	ND (0.27)	ND (0.27)	ND (0.26)	ND (0.29)
Perfluorotridecanoic acid	-	ND (0.29)	ND (0.31)	ND (0.30)	ND (0.33)	ND (0.28)	ND (0.29)	ND (0.27)	ND (0.31)
Perfluorotetradecanoic acid	-	ND (0.27)	ND (0.29)	ND (0.28)	ND (0.31)	ND (0.27)	ND (0.27)	ND (0.26)	ND (0.29)
Perfluorobutanesulfonic acid	-	ND (0.27)	ND (0.29)	ND (0.28)	ND (0.31)	ND (0.27)	ND (0.27)	ND (0.26)	ND (0.29)
Perfluorohexanesulfonic acid	-	ND (0.27)	ND (0.29)	ND (0.28)	ND (0.31)	ND (0.27)	ND (0.27)	ND (0.26)	ND (0.29)
Perfluoroheptanesulfonic acid	-	ND (0.27)	ND (0.29)	ND (0.28)	ND (0.31)	ND (0.27)	ND (0.27)	ND (0.26)	ND (0.29)
Perfluorooctanesulfonic acid	-	ND (0.27)	ND (0.29)	ND (0.28)	ND (0.31)	ND (0.27)	ND (0.27)	ND (0.26)	ND (0.29)
Perfluorodecanesulfonic acid	-	ND (0.27)	ND (0.29)	ND (0.28)	ND (0.31)	ND (0.27)	ND (0.27)	ND (0.26)	ND (0.29)
PFOSA	-	ND (0.27)	ND (0.29)	ND (0.28)	ND (0.31)	ND (0.27)	ND (0.27)	ND (0.26)	ND (0.29)
MeFOSAA	-	ND (0.55)	ND (0.59)	ND (0.56)	ND (0.62)	ND (0.53)	ND (0.55)	ND (0.51)	ND (0.58)
EtFOSAA	-	ND (0.55)	ND (0.59)	ND (0.56)	ND (0.62)	ND (0.53)	ND (0.55)	ND (0.51)	ND (0.58)
6:2 Fluorotelomer sulfonate	-	ND (0.27)	ND (0.29)	ND (0.28)	ND (0.31)	ND (0.27)	ND (0.27)	ND (0.26)	ND (0.29)
8:2 Fluorotelomer sulfonate	-	ND (0.27)	ND (0.29)	ND (0.28)	ND (0.31)	ND (0.27)	ND (0.27)	ND (0.26)	ND (0.29)
Semi Volatile Organic Compounds (ug/kg)									
2-Chlorophenol	-	ND (18)	ND (19)	ND (17)	ND (19)	ND (34)	ND (17)	ND (17)	ND (18)
4-Chloro-3-methyl phenol	-	ND (22)	ND (23)	ND (22)	ND (24)	ND (43)	ND (21)	ND (21)	ND (23)
2,4-Dichlorophenol	-	ND (31)	ND (32)	ND (30)	ND (34)	ND (60)	ND (30)	ND (29)	ND (32)
2,4-Dimethylphenol	-	ND (64)	ND (68)	ND (63)	ND (70)	ND (120)	ND (62)	ND (61)	ND (66)
2,4-Dinitrophenol	-	ND (140)	ND (140)	ND (130)	ND (150) [a]	ND (260) [b]	ND (130) [a]	ND (130) [a]	ND (140) [b]
4,6-Dinitro-o-cresol	-	ND (39)	ND (41)	ND (38)	ND (42) [a]	ND (75) [b]	ND (37) [a]	ND (37) [a]	ND (40) [b]
2-Methylphenol	-	ND (23)	ND (24)	ND (23)	ND (25)	ND (45)	ND (22)	ND (22)	ND (24)
3&4-Methylphenol	-	ND (30)	ND (31)	ND (29)	ND (32)	ND (57)	ND (29)	ND (28)	ND (30)
2-Nitrophenol	-	ND (24)	ND (25)	ND (23)	ND (26) [a]	ND (46) [b]	ND (23) [a]	ND (23) [a]	ND (24) [b]
4-Nitrophenol	-	ND (97)	ND (100)	ND (94)	ND (100)	ND (190)	ND (94)	ND (92)	ND (99)
Pentachlorophenol	55000	ND (34)	ND (36)	ND (33)	ND (37)	ND (66)	ND (33)	ND (32)	ND (35)
Phenol	-	ND (19)	ND (20)	ND (18)	ND (21)	ND (36)	ND (18)	ND (18)	ND (19)
2,3,4,6-Tetrachlorophenol	-	ND (24)	ND (25)	ND (23)	ND (26) [a]	ND (46) [b]	ND (23) [a]	ND (23) [a]	ND (25) [b]
2,4,5-Trichlorophenol	-	ND (27)	ND (28)	ND (26)	ND (29)	ND (52)	ND (26)	ND (26)	ND (28)
2,4,6-Trichlorophenol	-	ND (22)	ND (23)	ND (21)	ND (23)	ND (42)	ND (21)	ND (21)	ND (22)
Acenaphthene	1000000	17.8 J	ND (13)	27.8 J	72.5	83	ND (12)	ND (12)	233
Acenaphthylene	1000000	ND (18)	ND (19)	90.9	43.2	73.3	ND (18)	ND (18)	78.1
Acetophenone	-	ND (7.8)	ND (8.2)	ND (7.6)	ND (8.4) [a]	ND (15) [b]	ND (7.5) [a]	ND (7.4) [a]	ND (8.0) [b]
Anthracene	1000000	51.5	ND (23)	146	294	274	ND (21)	ND (21)	619
Atrazine	-	ND (15)	ND (16)	ND (15)	ND (17) [a]	ND (30) [c]	ND (15) [a]	ND (15) [a]	ND (16) [b]
Benzo(a)anthracene	11000	381	14.9 J	746	1020	852	36.7	37.5	1120
Benzo(a)pyrene	1100	461	ND (17)	965	870	762	36.4	35.2	**1130**
Benzo(b)fluoranthene	11000	568	ND (17)	985	994	986	39.5	39.3	1470
Benzo(g,h,i)perylene	1000000	356	ND (19)	593	504	474	21.6 J	21.9 J	664
Benzo(k)fluoranthene	110000	204	ND (18)	361	406	403	17.7 J	ND (16)	570
4-Bromophenyl phenyl ether	-	ND (14)	ND (15)	ND (14)	ND (15)	ND (27)	ND (14)	ND (13)	ND (14)
Butyl benzyl phthalate	-	ND (8.8)	ND (9.3)	ND (8.6)	ND (9.6)	ND (17)	ND (8.5)	ND (8.4)	ND (9.0)
1,1'-Biphenyl	-	ND (5.0)	ND (5.2)	5.5 J	12.3 J	10.5 J	ND (4.8)	ND (4.7)	44.4 J
Benzaldehyde	-	ND (9.0)	ND (9.4)	ND (8.8)	ND (9.7)	ND (17)	ND (8.7)	ND (8.6)	ND (9.2)
2-Chloronaphthalene	-	ND (8.6)	ND (9.0)	ND (8.4)	ND (9.3)	ND (17)	ND (8.3)	ND (8.2)	ND (8.8)
4-Chloroaniline	-	ND (13)	ND (14)	ND (13)	ND (14)	ND (25)	ND (13)	ND (12)	ND (13)
Carbazole	-	7.5 J	ND (5.5)	15.7 J	71.5 J	93.8 J	ND (5.1)	ND (5.0)	293
Caprolactam	-	ND (14)	ND (15)	ND (14)	ND (16) [a]	ND (28)	ND (14) [a]	ND (14) [a]	ND (15)
Chrysene	110000	362	ND (12)	702	1140	862	34.2 J	29.9 J	1150
bis(2-Chloroethoxy)methane	-	ND (7.7)	ND (8.1)	ND (7.6)	ND (8.4)	ND (15)	ND (7.5)	ND (7.4)	ND (7.9)
bis(2-Chloroethyl)ether	-	ND (16)	ND (16)	ND (15)	ND (17)	ND (30)	ND (15)	ND (15)	ND (16)
2,2'-Oxybis(1-chloropropane)	-	ND (13)	ND (14)	ND (13)	ND (14)	ND (25)	ND (13)	ND (12)	ND (13)
4-Chlorophenyl phenyl ether	-	ND (12)	ND (12)	ND (11)	ND (13)	ND (23)	ND (11)	ND (11)	ND (12)
2,4-Dinitrotoluene	-	ND (11)	ND (12)	ND (11)	ND (12) [a]	ND (22) [b]	ND (11) [a]	ND (11) [a]	ND (11) [b]

Table 1
Soil Sampling Results

Phase II Environmental Site Assessment
South Brooklyn Marine Terminal

Soil Boring Location / Sample Depth in feet bgs / Sampling Date	NY SCO - Industrial w/CP-51 (10/10)(6 NYCRR 375-6	TT-SB-31 6.0-8.0 12/2/2021	TT-SB-32 7.0-9.0 12/2/2021	TT-SB-33 4.5-6.5 12/2/2021	TT-SB-34 4.0-6.0 12/3/2021	TT-SB-35 3.0-5.0 12/3/2021	TT-SB-36 6.0-8.0 12/3/2021	TT-SB-37 7.0-9.0 12/3/2021	TT-SB-38 7.5-9.5 12/6/2021
2,6-Dinitrotoluene	-	ND (18)	ND (19)	ND (18)	ND (20)	ND (35)	ND (18)	ND (17)	ND (19)
3,3'-Dichlorobenzidine	-	ND (30)	ND (32)	ND (29)	ND (33)	ND (58)	ND (29)	ND (29)	ND (31)
1,4-Dioxane	-	ND (24)	ND (25)	ND (23)	ND (26)	ND (46)	ND (23)	ND (23)	ND (24)
Dibenzo(a,h)anthracene	1100	104	ND (17)	157	145	161	ND (15)	ND (15)	219
Dibenzofuran	1000000	ND (15)	ND (15)	34.7 J	68.0 J	55.2 J	ND (14)	ND (14)	237
Di-n-butyl phthalate	-	ND (5.9)	ND (6.2)	ND (5.8)	21.2 JB	ND (11)	21.1 JB	42.5 JB	13.6 JB
Di-n-octyl phthalate	-	ND (9.0)	ND (9.5)	ND (8.8)	ND (9.8)	ND (17)	ND (8.7)	ND (8.6)	ND (9.2)
Diethyl phthalate	-	ND (7.7)	ND (8.1)	ND (7.5)	ND (8.4)	ND (15)	ND (7.5)	ND (7.3)	ND (7.9)
Dimethyl phthalate	-	ND (6.4)	ND (6.8)	ND (6.3)	ND (7.0)	ND (12)	ND (6.2)	ND (6.1)	ND (6.6)
bis(2-Ethylhexyl)phthalate	-	64.1 J	ND (8.9)	ND (8.3)	57.6 J	230	50.9 J	39.8 J	56.0 J
Fluoranthene	1000000	545	17.2 J	1200	1760	1760	57.2	53.4	2170
Fluorene	1000000	ND (17)	ND (17)	35.8	56.1	84.3	ND (16)	ND (16)	322
Hexachlorobenzene	12000	ND (9.2)	ND (9.6)	ND (8.9)	ND (9.9)	ND (18)	ND (8.9)	ND (8.7)	ND (9.4)
Hexachlorobutadiene	-	ND (15)	ND (15)	ND (14)	ND (16)	ND (28) [b]	ND (14)	ND (14)	ND (15) [b]
Hexachlorocyclopentadiene	-	ND (14)	ND (15)	ND (14)	ND (16) [a]	ND (28)	ND (14) [a]	ND (14) [a]	ND (15)
Hexachloroethane	-	ND (18)	ND (19)	ND (18)	ND (19)	ND (35)	ND (17)	ND (17)	ND (18)
Indeno(1,2,3-cd)pyrene	11000	429	ND (18)	735	579	559	23.8 J	23.6 J	806
Isophorone	-	ND (7.7)	ND (8.1)	ND (7.6)	ND (8.4)	ND (15)	ND (7.5)	ND (7.4)	ND (7.9)
2-Methylnaphthalene	-	ND (8.2)	ND (8.6)	8.7 J	34.1 J	28.8 J	ND (7.9)	ND (7.8)	157
2-Nitroaniline	-	ND (8.5)	ND (9.0)	ND (8.3)	ND (9.3) [a]	ND (16) [b]	ND (8.3) [a]	ND (8.1) [a]	ND (8.7) [b]
3-Nitroaniline	-	ND (9.0)	ND (9.5)	ND (8.8)	ND (9.8)	ND (17)	ND (8.8)	ND (8.6)	ND (9.3)
4-Nitroaniline	-	ND (9.4)	ND (9.8)	ND (9.2)	ND (10)	ND (18)	ND (9.1)	ND (8.9)	ND (9.6)
Naphthalene	1000000	ND (10)	ND (11)	23.7 J	72.9	32.0 J	ND (9.9)	ND (9.7)	273
Nitrobenzene	-	ND (14)	ND (15)	ND (14)	ND (15)	ND (27)	ND (14)	ND (13)	ND (14)
N-Nitroso-di-n-propylamine	-	ND (10)	ND (11)	ND (10)	ND (11) [a]	ND (20) [b]	ND (10) [a]	ND (10) [a]	ND (11) [b]
N-Nitrosodiphenylamine	-	ND (13)	ND (14)	ND (13)	ND (14)	ND (26)	ND (13)	ND (13)	ND (14)
Phenanthrene	1000000	136	ND (13)	282	1180	1210	16.2 J	24.8 J	2010
Pyrene	1000000	644	17.7 J	1350	2050	1630	61.6	54.8	2180
1,2,4,5-Tetrachlorobenzene	-	ND (9.2)	ND (9.7)	ND (9.0)	ND (10)	ND (18)	ND (8.9)	ND (8.8)	ND (9.4)
1,4 Dioxane (ug/kg)									
1,4-Dioxane	-	2.06 J	2.09 J	ND (1.8)	ND (2.0)	ND (3.5)	ND (1.8)	ND (1.7)	ND (1.9)
Pesticides and herbicides (ug/kg)									
Aldrin	1400	ND (0.55)	ND (0.63) [b]	ND (0.60) [b]	ND (0.63)	ND (0.58)	ND (0.57)	ND (0.53)	2.1 [e]
alpha-BHC	6800	ND (0.54)	ND (0.62) [b]	ND (0.59) [b]	ND (0.62)	ND (0.57)	ND (0.56)	ND (0.52)	ND (0.59)
beta-BHC	14000	ND (0.60)	ND (0.69) [b]	ND (0.65) [b]	ND (0.69)	ND (0.63)	ND (0.63)	ND (0.58)	ND (0.65)
delta-BHC	1000000	ND (0.64)	ND (0.73) [b]	ND (0.69) [b]	ND (0.74)	ND (0.67)	ND (0.67)	ND (0.62)	ND (0.69)
gamma-BHC (Lindane)	23000	ND (0.49)	ND (0.56) [b]	ND (0.53) [b]	ND (0.56)	ND (0.52)	ND (0.51)	ND (0.48)	ND (0.53)
alpha-Chlordane	47000	14.6 [a]	ND (0.62) [b]	ND (0.58) [b]	ND (0.62)	4.0 [d]	ND (0.56)	ND (0.52)	ND (0.58)
gamma-Chlordane	-	21.2	ND (0.35) [b]	ND (0.33) [b]	ND (0.35)	3.9	ND (0.31)	ND (0.29)	ND (0.33)
Dieldrin	28000	4.1 [a]	ND (0.53) [b]	ND (0.50) [b]	ND (0.53)	1.7 [d]	ND (0.48)	ND (0.44)	1.1 [e]
4,4'-DDD	180000	ND (0.61)	ND (0.70) [b]	ND (0.66) [b]	2.3 [d]	3.5	ND (0.64)	ND (0.59)	4.8
4,4'-DDE	120000	6.8	ND (0.67) [b]	ND (0.63) [b]	ND (0.67)	11.7 [d]	ND (0.61)	ND (0.57)	4.3
4,4'-DDT	94000	2.7 [c]	ND (0.68) [b]	ND (0.64) [b]	6.3 [d]	22.1	ND (0.61)	ND (0.57)	4.8
Endrin	410000	ND (0.52)	ND (0.59) [b]	ND (0.56) [b]	ND (0.60)	ND (0.55)	ND (0.54)	ND (0.50)	ND (0.56)
Endosulfan sulfate	920000	ND (0.52)	ND (0.60) [b]	ND (0.57) [b]	ND (0.60)	ND (0.55)	ND (0.54)	ND (0.50)	ND (0.56)
Endrin aldehyde	-	ND (0.38)	ND (0.43) [b]	ND (0.41) [b]	ND (0.43)	ND (0.40)	ND (0.39)	ND (0.37)	ND (0.41)
Endosulfan-I	920000	ND (0.38)	ND (0.44) [b]	ND (0.42) [b]	ND (0.44)	ND (0.40)	ND (0.40)	ND (0.37)	ND (0.42)
Endosulfan-II	920000	ND (0.41)	ND (0.48) [b]	ND (0.45) [b]	ND (0.48)	ND (0.44)	ND (0.43)	ND (0.40)	ND (0.45)
Heptachlor	29000	3.2	ND (0.66) [b]	ND (0.62) [b]	ND (0.66)	ND (0.61)	ND (0.60)	ND (0.56)	ND (0.62)
Heptachlor epoxide	-	3.0 [a]	ND (0.54) [b]	ND (0.51) [b]	ND (0.54)	ND (0.49)	ND (0.49)	ND (0.45)	ND (0.51)
Methoxychlor	-	ND (0.53)	ND (0.61) [b]	ND (0.58) [b]	ND (0.61)	ND (0.56)	ND (0.55)	ND (0.51)	ND (0.57)
Endrin ketone	-	ND (0.48)	ND (0.55)	ND (0.52)	ND (0.55)	8.9	ND (0.50)	ND (0.47)	ND (0.52)
Toxaphene	-	ND (15)	ND (18)	ND (17)	ND (18)	ND (16)	ND (16)	ND (15)	ND (17)
2,4-D	-	ND (7.6)	ND (8.4)	ND (8.0)	ND (8.8)	ND (7.3)	ND (7.2)	ND (7.5)	ND (7.8)
2,4,5-TP (Silvex)	1000000	ND (1.9)	ND (2.1)	ND (2.0)	ND (2.2)	ND (1.8)	ND (1.8)	ND (1.9)	ND (2.0)
2,4,5-T	-	ND (1.7)	ND (1.9)	ND (1.8)	ND (2.0)	ND (1.6)	ND (1.6)	ND (1.7)	ND (1.7)

Table 1
Soil Sampling Results

Phase II Environmental Site Assessment
South Brooklyn Marine Terminal

Soil Boring Location / Sample Depth in feet bgs / Sampling Date	NY SCO - Industrial w/CP-51 (10/10)(6 NYCRR 375-6	TT-SB-31 6.0-8.0 12/2/2021	TT-SB-32 7.0-9.0 12/2/2021	TT-SB-33 4.5-6.5 12/2/2021	TT-SB-34 4.0-6.0 12/3/2021	TT-SB-35 3.0-5.0 12/3/2021	TT-SB-36 6.0-8.0 12/3/2021	TT-SB-37 7.0-9.0 12/3/2021	TT-SB-38 7.5-9.5 12/6/2021
PCBs (ug/kg)									
Aroclor 1016	25000	ND (17)	ND (18)	ND (17)	ND (18)	ND (16)	ND (16)	ND (15)	ND (17)
Aroclor 1221	25000	ND (22)	ND (24)	ND (22)	ND (24)	ND (22)	ND (22)	ND (20)	ND (22)
Aroclor 1232	25000	ND (23)	ND (24)	ND (23)	ND (24)	ND (22)	ND (22)	ND (21)	ND (23)
Aroclor 1242	25000	ND (15)	ND (16)	ND (15)	ND (16)	ND (14)	ND (14)	ND (13)	ND (15)
Aroclor 1248	25000	ND (32)	ND (34)	ND (32)	ND (34)	ND (31)	ND (31)	ND (29)	ND (32)
Aroclor 1254	25000	ND (19)	ND (21)	ND (19)	ND (21)	ND (19)	ND (19)	ND (17)	ND (19)
Aroclor 1260	25000	ND (15)	ND (16)	ND (15)	ND (16)	ND (15)	ND (15)	ND (14)	ND (15)
Aroclor 1268	25000	ND (15)	ND (16)	ND (15)	ND (16)	ND (15)	ND (15)	ND (14)	ND (15)
Aroclor 1262	25000	ND (23)	ND (25)	ND (24)	ND (25)	ND (23)	ND (23)	ND (21)	ND (24)
Metals (mg/kg)									
Aluminum	-	4560	5170	5120	6160	4250	2760	2410	7760
Antimony	-	<2.3	<2.5	<2.3	<2.5	<2.1	<2.2	<2.2	<2.4
Arsenic	16	<2.3	2.7	3.2	4.2	<10 [e]	3.2	<2.2	9.4 [f]
Barium	10000	34.8	48.3	35.8	31.8	<100 [e]	<22	<22	**425**
Beryllium	2700	0.38	0.46	0.37	0.39	<1.0 [e]	<0.22	<0.22	0.52
Cadmium	60	<0.58	<0.62	<0.58	<0.63	<2.6 [e]	<0.55	<0.54	0.69
Calcium	-	8460	1910	1760	16500	77500	626	4160	30900
Chromium	-	10.9	11.9	12	15.1	7.9 [e]	6.8	7.4	16.4
Cobalt	-	<5.8	<6.2	<5.8	<6.3	<26 [e]	<5.5	<5.4	6.5
Copper	10000	15.4	12.2	22.7	17.6	19.4 [e]	3.8	5.9	45.5 [f]
Iron	-	10400	11500	10000	14800	7910	8390	6040	25500
Lead	3900	32.2	19.4	45	180	79.1	8.7	11.3	563
Magnesium	-	3060	2430	2180	3180	6380	1870	1720	4230
Manganese	10000	136	274	167	223	301	97	77.2	261 [f]
Mercury	5.7	0.038	<0.030	0.1	0.22	0.18	0.075	0.056	0.4
Nickel	10000	17.7	13.9	20.8	21.7	-	14.3	18.9	26.4
Potassium	-	<1200	1270	<1200	<1300	<1000	<1100	<1100	1390
Selenium	6800	<2.3	<2.5	<2.3	<2.5	<10 [e]	<2.2	<2.2	<4.8 [f]
Silver	6800	<0.58	<0.62	<0.58	<0.63	<2.6 [e]	<0.55	<0.54	<1.2 [f]
Sodium	-	<1200	2510	<1200	<1300	<1000	<1100	<1100	<1200
Thallium	-	<1.2	<1.2	<1.2	<1.3	<5.1 [e]	<1.1	<1.1	<2.4 [f]
Vanadium	-	18.5	19.2	16.2	23	21	9.3	9.5	25
Zinc	10000	46.4	36.2	47.9	46.3	70.2	18.3	20.3	342
Cyanide	10000	<0.26	<0.27	<0.25	<0.27	<0.23	<0.21	<0.25	0.38

bgs - Feet below the ground surface
NYSDEC - New York State Department of Environmental Conservation
SCO - Soil Cleanup Objective
ND - Not detected at or above the quantitation limit
ug/kg - micrograms per kilogram
mg/kg - milligrams per kilogram
- No criteria
NA - Not Analyzed
Values shaded blue detected above quantitation limit
Values shaded in green exceeded the NYSDEC - Industrial Use SCO w/ CP-
[b] Associated CCV outside of control limits high,sample was ND.
[c] Associated CCV outside of control limits high,sample was ND.
[d] Sample prepped within holding time, but run out of holding time.

Table 1
Soil Sampling Results

Phase II Environmental Site Assessment
South Brooklyn Marine Terminal

Soil Boring Location Sample Depth in feet bgs Sampling Date	NY SCO - Industrial w/CP-51 (10/10)(6 NYCRR 375-6	TT-SB-39 6.5-8.5 12/6/2021	TT-SB-40 6.0-8.0 12/6/2021
Volatile Organic Compounds (ug/kg)			
Acetone	1000000	10.1 J	19.4
Benzene	89000	ND (0.49)	ND (0.45)
Bromochloromethane	-	ND (0.61)	ND (0.56)
Bromodichloromethane	-	ND (0.46)	ND (0.43)
Bromoform	-	ND (1.5)	ND (1.4)
Bromomethane	-	ND (0.83)	ND (0.76)
2-Butanone (MEK)	1000000	ND (2.6)	ND (2.4)
Carbon disulfide	-	ND (0.58) [a]	0.90 J [b]
Carbon tetrachloride	44000	ND (0.67)	ND (0.61)
Chlorobenzene	1000000	ND (0.50)	ND (0.46)
Chloroethane	-	ND (0.64)	ND (0.59)
Chloroform	700000	ND (0.56)	ND (0.52)
Chloromethane	-	ND (2.1)	ND (1.9)
Cyclohexane	-	ND (0.71)	ND (0.65)
1,2-Dibromo-3-chloropropane	-	ND (0.75)	ND (0.69)
Dibromochloromethane	-	ND (0.61)	ND (0.56)
1,2-Dibromoethane	-	ND (0.46)	ND (0.42)
1,2-Dichlorobenzene	1000000	ND (0.59)	ND (0.54)
1,3-Dichlorobenzene	560000	ND (0.54)	ND (0.49)
1,4-Dichlorobenzene	250000	ND (0.54)	ND (0.49)
Dichlorodifluoromethane	-	ND (0.79)	ND (0.72)
1,1-Dichloroethane	480000	ND (0.54)	ND (0.49)
1,2-Dichloroethane	60000	ND (0.51)	ND (0.47)
1,1-Dichloroethene	1000000	ND (0.71) [a]	ND (0.65) [a]
cis-1,2-Dichloroethene	1000000	ND (0.91)	ND (0.83)
trans-1,2-Dichloroethene	1000000	ND (0.66)	ND (0.61)
1,2-Dichloropropane	-	ND (0.51)	ND (0.47)
cis-1,3-Dichloropropene	-	ND (0.51)	ND (0.47)
trans-1,3-Dichloropropene	-	ND (0.50)	ND (0.45)
Ethylbenzene	780000	ND (0.49)	ND (0.45)
Freon 113	-	ND (2.9)	ND (2.7)
2-Hexanone	-	ND (2.3)	ND (2.1)
Isopropylbenzene	-	ND (1.5)	ND (1.4)
Methyl Acetate	-	ND (1.5)	ND (1.4)
Methylcyclohexane	-	ND (0.95)	ND (0.87)
Methyl Tert Butyl Ether	1000000	ND (0.51)	ND (0.47)
4-Methyl-2-pentanone(MIBK)	-	ND (2.5)	ND (2.3)
Methylene chloride	1000000	ND (2.8)	ND (2.6)
Styrene	-	ND (0.44)	ND (0.40)
1,1,2,2-Tetrachloroethane	-	ND (0.65)	ND (0.60)
Tetrachloroethene	300000	ND (0.63)	ND (0.58)
Toluene	1000000	ND (0.57)	ND (0.52)
1,2,3-Trichlorobenzene	-	ND (2.7)	ND (2.5)
1,2,4-Trichlorobenzene	-	ND (2.7)	ND (2.5)
1,1,1-Trichloroethane	1000000	ND (0.52)	ND (0.48)
1,1,2-Trichloroethane	-	ND (0.60)	ND (0.55)
Trichloroethene	400000	ND (0.83)	ND (0.76)
Trichlorofluoromethane	-	ND (0.74)	ND (0.68)
Vinyl chloride	27000	ND (0.52)	ND (0.48)
m,p-Xylene	-	ND (0.97)	ND (0.89)
o-Xylene	-	ND (0.50)	ND (0.45)
Xylene (total)	1000000	ND (0.50)	ND (0.45)

Table 1
Soil Sampling Results

Phase II Environmental Site Assessment
South Brooklyn Marine Terminal

Soil Boring Location Sample Depth in feet bgs Sampling Date	NY SCO - Industrial w/CP-51 (10/10)(6 NYCRR 375-6	TT-SB-39 6.5-8.5 12/6/2021	TT-SB-40 6.0-8.0 12/6/2021
PFAS Compounds (ug/kg)			
Perfluorobutanoic acid	-	ND (0.42)	ND (0.42)
Perfluoropentanoic acid	-	ND (0.28)	ND (0.28)
Perfluorohexanoic acid	-	ND (0.28)	ND (0.28)
Perfluoroheptanoic acid	-	ND (0.28)	ND (0.28)
Perfluorooctanoic acid	-	ND (0.28)	ND (0.28)
Perfluorononanoic acid	-	ND (0.28)	ND (0.28)
Perfluorodecanoic acid	-	ND (0.28)	ND (0.28)
Perfluoroundecanoic acid	-	ND (0.28)	ND (0.28)
Perfluorododecanoic acid	-	ND (0.28)	ND (0.28)
Perfluorotridecanoic acid	-	ND (0.30)	ND (0.30)
Perfluorotetradecanoic acid	-	ND (0.28)	ND (0.28)
Perfluorobutanesulfonic acid	-	ND (0.28)	ND (0.28)
Perfluorohexanesulfonic acid	-	ND (0.28)	ND (0.28)
Perfluoroheptanesulfonic acid	-	ND (0.28)	ND (0.28)
Perfluorooctanesulfonic acid	-	ND (0.28)	ND (0.28)
Perfluorodecanesulfonic acid	-	ND (0.28)	ND (0.28)
PFOSA	-	ND (0.28)	ND (0.28)
MeFOSAA	-	ND (0.56)	ND (0.56)
EtFOSAA	-	ND (0.56)	ND (0.56)
6:2 Fluorotelomer sulfonate	-	ND (0.28)	ND (0.28)
8:2 Fluorotelomer sulfonate	-	ND (0.28)	ND (0.28)
Semi Volatile Organic Compounds (ug/kg)			
2-Chlorophenol	-	ND (88)	ND (18)
4-Chloro-3-methyl phenol	-	ND (110)	ND (23)
2,4-Dichlorophenol	-	ND (150)	ND (32)
2,4-Dimethylphenol	-	ND (320)	ND (67)
2,4-Dinitrophenol	-	ND (670) [c]	ND (140) [b]
4,6-Dinitro-o-cresol	-	ND (190) [c]	ND (40) [b]
2-Methylphenol	-	ND (110)	ND (24)
3&4-Methylphenol	-	ND (150)	ND (31)
2-Nitrophenol	-	ND (120) [c]	ND (25) [b]
4-Nitrophenol	-	ND (480)	ND (100)
Pentachlorophenol	55000	ND (170)	ND (35)
Phenol	-	ND (93)	ND (20)
2,3,4,6-Tetrachlorophenol	-	ND (120)	ND (25) [b]
2,4,5-Trichlorophenol	-	ND (130)	ND (28)
2,4,6-Trichlorophenol	-	ND (110)	ND (22)
Acenaphthene	1000000	258	347
Acenaphthylene	1000000	ND (91)	250
Acetophenone	-	ND (38) [c]	ND (8.0) [b]
Anthracene	1000000	604	894
Atrazine	-	ND (77) [c]	ND (16) [b]
Benzo(a)anthracene	11000	1300	1860
Benzo(a)pyrene	1100	**1300**	**1970**
Benzo(b)fluoranthene	11000	1780	2490
Benzo(g,h,i)perylene	1000000	670	1200
Benzo(k)fluoranthene	110000	610	904
4-Bromophenyl phenyl ether	-	ND (69)	ND (14)
Butyl benzyl phthalate	-	ND (44)	ND (9.1)
1,1'-Biphenyl	-	43.5 J	40.3 J
Benzaldehyde	-	ND (44)	ND (9.3)
2-Chloronaphthalene	-	ND (43)	ND (8.9)
4-Chloroaniline	-	ND (64)	ND (13)
Carbazole	-	271 J	297
Caprolactam	-	ND (71) [c]	ND (15)
Chrysene	110000	1280	2130
bis(2-Chloroethoxy)methane	-	ND (38)	ND (8.0)
bis(2-Chloroethyl)ether	-	ND (77)	ND (16)
2,2'-Oxybis(1-chloropropane)	-	ND (64)	ND (13)
4-Chlorophenyl phenyl ether	-	ND (58)	ND (12)
2,4-Dinitrotoluene	-	ND (55) [c]	ND (12) [b]

Table 1
Soil Sampling Results

Phase II Environmental Site Assessment
South Brooklyn Marine Terminal

Soil Boring Location Sample Depth in feet bgs Sampling Date	NY SCO - Industrial w/CP-51 (10/10)(6 NYCRR 375-6	TT-SB-39 6.5-8.5 12/6/2021	TT-SB-40 6.0-8.0 12/6/2021
2,6-Dinitrotoluene	-	ND (90) [c]	ND (19)
3,3'-Dichlorobenzidine	-	ND (150)	ND (31)
1,4-Dioxane	-	ND (120)	ND (25)
Dibenzo(a,h)anthracene	1100	250	350
Dibenzofuran	1000000	237 J	384
Di-n-butyl phthalate	-	126 J	ND (6.1)
Di-n-octyl phthalate	-	ND (45)	ND (9.3)
Diethyl phthalate	-	ND (38)	ND (8.0)
Dimethyl phthalate	-	ND (32)	ND (6.7)
bis(2-Ethylhexyl)phthalate	-	465	ND (8.7)
Fluoranthene	1000000	2900	5110
Fluorene	1000000	363	469
Hexachlorobenzene	12000	ND (45)	ND (9.5)
Hexachlorobutadiene	-	ND (72) [c]	ND (15) [b]
Hexachlorocyclopentadiene	-	ND (71) [d]	ND (15)
Hexachloroethane	-	ND (89) [c]	ND (19)
Indeno(1,2,3-cd)pyrene	11000	961	1490
Isophorone	-	ND (38)	ND (8.0)
2-Methylnaphthalene	-	167 J	86.3
2-Nitroaniline	-	ND (42) [c]	ND (8.8) [b]
3-Nitroaniline	-	ND (45)	ND (9.3)
4-Nitroaniline	-	ND (46)	ND (9.7)
Naphthalene	1000000	279	265
Nitrobenzene	-	ND (69)	ND (14)
N-Nitroso-di-n-propylamine	-	ND (52) [c]	ND (11) [b]
N-Nitrosodiphenylamine	-	ND (65)	ND (14)
Phenanthrene	1000000	2090	4870
Pyrene	1000000	2680	5670
1,2,4,5-Tetrachlorobenzene	-	ND (45)	ND (9.5)
1,4 Dioxane (ug/kg)			
1,4-Dioxane	-	ND (8.9)	ND (1.9)
Pesticides and herbicides (ug/kg)			
Aldrin	1400	1.2 [e]	2.6 [e]
alpha-BHC	6800	ND (0.56)	0.74 [e]
beta-BHC	14000	ND (0.62)	ND (0.66)
delta-BHC	1000000	ND (0.66)	ND (0.70)
gamma-BHC (Lindane)	23000	3.1 [e]	3.1 [e]
alpha-Chlordane	47000	ND (0.56)	5.5 [e]
gamma-Chlordane	-	ND (0.31)	ND (0.33)
Dieldrin	28000	ND (0.47)	2.2 [e]
4,4'-DDD	180000	9.5	49.2
4,4'-DDE	120000	14.8	12.7 [e]
4,4'-DDT	94000	ND (0.61)	10.5
Endrin	410000	ND (0.54)	ND (0.56)
Endosulfan sulfate	920000	ND (0.54)	ND (0.57)
Endrin aldehyde	-	ND (0.39)	ND (0.41)
Endosulfan-I	920000	ND (0.40)	ND (0.42)
Endosulfan-II	920000	ND (0.43)	5.6
Heptachlor	29000	ND (0.59)	ND (0.63)
Heptachlor epoxide	-	ND (0.48)	ND (0.51)
Methoxychlor	-	ND (0.55)	ND (0.58)
Endrin ketone	-	ND (0.50)	ND (0.53)
Toxaphene	-	ND (16)	ND (17)
2,4-D	-	ND (39)	ND (8.2)
2,4,5-TP (Silvex)	1000000	ND (9.9)	ND (2.1)
2,4,5-T	-	ND (8.7)	ND (1.8)

Table 1
Soil Sampling Results

Phase II Environmental Site Assessment
South Brooklyn Marine Terminal

Soil Boring Location Sample Depth in feet bgs Sampling Date	NY SCO - Industrial w/CP-51 (10/10)(6 NYCRR 375-6	TT-SB-39 6.5-8.5 12/6/2021	TT-SB-40 6.0-8.0 12/6/2021
PCBs (ug/kg)			
Aroclor 1016	25000	ND (16)	ND (17)
Aroclor 1221	25000	ND (21)	ND (23)
Aroclor 1232	25000	ND (22)	ND (23)
Aroclor 1242	25000	ND (14)	ND (15)
Aroclor 1248	25000	ND (31)	ND (32)
Aroclor 1254	25000	ND (19)	ND (20)
Aroclor 1260	25000	ND (15)	ND (15)
Aroclor 1268	25000	ND (15)	ND (15)
Aroclor 1262	25000	ND (23)	ND (24)
Metals (mg/kg)			
Aluminum	-	6390	6240
Antimony	-	<2.2	<2.2
Arsenic	16	5.2	6.4
Barium	10000	63.4	**738**
Beryllium	2700	0.42	0.37
Cadmium	60	<0.55	0.64
Calcium	-	43100	34400
Chromium	-	13.1	18.7
Cobalt	-	6.1	<5.4
Copper	10000	28.6	26.6
Iron	-	12800	11600
Lead	3900	79.4	374
Magnesium	-	7350	5560
Manganese	10000	202	271
Mercury	5.7	0.086	0.11
Nickel	10000	23.9	17.2
Potassium	-	1250	<1100
Selenium	6800	<2.2	<2.2
Silver	6800	1.1	1.1
Sodium	-	<1100	<1100
Thallium	-	<1.1	<1.1
Vanadium	-	23.8	21.3
Zinc	10000	68.5	455
Cyanide	10000	<0.32	<0.24

bgs - Feet below the ground surface
NYSDEC - New York State Department of Environmental Conservation
SCO - Soil Cleanup Objective
ND - Not detected at or above the quantitation limit
ug/kg - micrograms per kilogram
mg/kg - milligrams per kilogram
- No criteria
NA - Not Analyzed
Values shaded blue detected above quantitation limit
Values shaded in green exceeded the NYSDEC - Industrial Use SCO w/ CP-
[b] Associated CCV outside of control limits high,sample was ND.
[c] Associated CCV outside of control limits high,sample was ND.
[d] Sample prepped within holding time, but run out of holding time.

Table 2
Ground Water Sampling Results

Phase II Environmental Site Assessment
South Brooklyn Marine Terminal

Location ID / Sampling Date	NYSDEC Ambient Water Quality Standards and Guidance Values*	TT-SB-02GW	TT-SB-06GW	TT-SB-12GW	TT-SB-13GW	TT-SB-18GW	TT-SB-20GW
Sampling Date		12/7/2021	12/7/2021	12/7/2021	12/7/2021	12/7/2021	12/6/2021
Volatile Organic Compounds (ug/L)							
Acetone	50	ND (3.1) [a]	ND (3.1) [a]	ND (3.1)	ND (3.1) [a]	ND (3.1)	ND (3.1)
Benzene	1	ND (0.43)	ND (0.43)	0.73	ND (0.43)	ND (0.43)	ND (0.43)
Bromochloromethane	5	ND (0.48)	ND (0.48)	ND (0.48)	ND (0.48)	ND (0.48)	ND (0.48)
Bromodichloromethane	50	ND (0.45)	ND (0.45)	ND (0.45)	ND (0.45)	ND (0.45)	ND (0.45)
Bromoform	50	ND (0.63)	ND (0.63)	ND (0.63)	ND (0.63)	ND (0.63)	ND (0.63)
Bromomethane	5	ND (1.6) [a]	ND (1.6) [a]	ND (1.6)	ND (1.6) [a]	ND (1.6)	ND (1.6)
2-Butanone (MEK)	50	ND (6.9) [a]	ND (6.9) [a]	ND (6.9) [a]	ND (6.9) [a]	ND (6.9) [a]	ND (6.9) [a]
Carbon disulfide	-	ND (0.46)	ND (0.46)	ND (0.46)	ND (0.46)	0.47 J	ND (0.46)
Carbon tetrachloride	5	ND (0.55)	ND (0.55)	ND (0.55)	ND (0.55)	ND (0.55)	ND (0.55)
Chlorobenzene	5	ND (0.56)	ND (0.56)	ND (0.56)	ND (0.56)	ND (0.56)	ND (0.56)
Chloroethane	5	ND (0.73)	ND (0.73)	ND (0.73)	ND (0.73)	ND (0.73)	ND (0.73)
Chloroform	7	ND (0.50)	ND (0.50)	ND (0.50)	ND (0.50)	ND (0.50)	ND (0.50)
Chloromethane	5	ND (0.76)	ND (0.76)	ND (0.76)	ND (0.76)	ND (0.76)	ND (0.76)
Cyclohexane	-	ND (0.78)	ND (0.78)	ND (0.78)	ND (0.78)	ND (0.78)	ND (0.78)
1,2-Dibromo-3-chloropropane	0.04	ND (0.53)	ND (0.53)	ND (0.53) [b]	ND (0.53)	ND (0.53) [b]	ND (0.53) [b]
Dibromochloromethane	50	ND (0.56)	ND (0.56)	ND (0.56)	ND (0.56)	ND (0.56)	ND (0.56)
1,2-Dibromoethane	0.0006	ND (0.48)	ND (0.48)	ND (0.48)	ND (0.48)	ND (0.48)	ND (0.48)
1,2-Dichlorobenzene	3	ND (0.53)	ND (0.53)	ND (0.53)	ND (0.53)	ND (0.53)	ND (0.53)
1,3-Dichlorobenzene	3	ND (0.54)	ND (0.54)	ND (0.54)	ND (0.54)	ND (0.54)	ND (0.54)
1,4-Dichlorobenzene	3	ND (0.51)	ND (0.51)	ND (0.51)	ND (0.51)	ND (0.51)	ND (0.51)
Dichlorodifluoromethane	5	ND (0.56)	ND (0.56)	ND (0.56)	ND (0.56)	ND (0.56)	ND (0.56)
1,1-Dichloroethane	5	ND (0.57)	ND (0.57)	ND (0.57)	ND (0.57)	ND (0.57)	ND (0.57)
1,2-Dichloroethane	0.6	ND (0.60)	ND (0.60)	ND (0.60)	ND (0.60)	ND (0.60)	ND (0.60)
1,1-Dichloroethene	5	ND (0.59)	ND (0.59)	ND (0.59)	ND (0.59)	ND (0.59)	ND (0.59)
cis-1,2-Dichloroethene	5	ND (0.51)	ND (0.51)	ND (0.51)	ND (0.51)	ND (0.51)	ND (0.51)
trans-1,2-Dichloroethene	5	ND (0.54)	ND (0.54)	ND (0.54)	ND (0.54)	ND (0.54)	ND (0.54)
1,2-Dichloropropane	1	ND (0.51)	ND (0.51)	ND (0.51)	ND (0.51)	ND (0.51)	ND (0.51)
cis-1,3-Dichloropropene	0.4	ND (0.47)	ND (0.47)	ND (0.47)	ND (0.47)	ND (0.47)	ND (0.47)
trans-1,3-Dichloropropene	0.4	ND (0.43)	ND (0.43)	ND (0.43)	ND (0.43)	ND (0.43)	ND (0.43)
Ethylbenzene	5	ND (0.60)	ND (0.60)	ND (0.60)	ND (0.60)	ND (0.60)	ND (0.60)
Freon 113	-	ND (0.58)	ND (0.58)	ND (0.58)	ND (0.58)	ND (0.58)	ND (0.58)
2-Hexanone	50	ND (2.0)	ND (2.0)	ND (2.0)	ND (2.0)	ND (2.0)	ND (2.0)
Isopropylbenzene	5	ND (0.65)	ND (0.65)	ND (0.65)	ND (0.65)	ND (0.65)	ND (0.65)
Methyl Acetate	-	ND (0.80)	ND (0.80)	ND (0.80) [a]	ND (0.80)	ND (0.80) [a]	ND (0.80) [a]
Methylcyclohexane	-	ND (0.60)	ND (0.60)	ND (0.60)	ND (0.60)	ND (0.60)	ND (0.60)
Methyl Tert Butyl Ether	-	ND (0.51)	ND (0.51)	ND (0.51)	ND (0.51)	ND (0.51)	ND (0.51)
4-Methyl-2-pentanone(MIBK)	-	ND (1.9)	ND (1.9)	ND (1.9)	ND (1.9)	ND (1.9)	ND (1.9)
Methylene chloride	5	ND (1.0)	ND (1.0)	ND (1.0)	ND (1.0)	ND (1.0)	ND (1.0)
Styrene	5	ND (0.49)	ND (0.49)	ND (0.49)	ND (0.49)	ND (0.49)	ND (0.49)
1,1,2,2-Tetrachloroethane	5	ND (0.65)	ND (0.65)	ND (0.65)	ND (0.65)	ND (0.65)	ND (0.65)
Tetrachloroethene	5	ND (0.90)	ND (0.90)	ND (0.90)	ND (0.90)	ND (0.90)	ND (0.90)
Toluene	5	ND (0.53)	ND (0.53)	ND (0.53)	ND (0.53)	ND (0.53)	ND (0.53)
1,2,3-Trichlorobenzene	5	ND (0.50)	ND (0.50)	ND (0.50)	ND (0.50)	ND (0.50)	ND (0.50)
1,2,4-Trichlorobenzene	5	ND (0.50)	ND (0.50)	ND (0.50)	ND (0.50)	ND (0.50)	ND (0.50)
1,1,1-Trichloroethane	5	ND (0.54)	ND (0.54)	ND (0.54)	ND (0.54)	ND (0.54)	ND (0.54)
1,1,2-Trichloroethane	1	ND (0.53)	ND (0.53)	ND (0.53)	ND (0.53)	ND (0.53)	ND (0.53)
Trichloroethene	5	ND (0.53)	ND (0.53)	ND (0.53)	ND (0.53)	ND (0.53)	ND (0.53)
Trichlorofluoromethane	5	ND (0.40)	ND (0.40)	ND (0.40)	ND (0.40)	ND (0.40)	ND (0.40)
Vinyl chloride	2	ND (0.79)	ND (0.79)	ND (0.79)	ND (0.79)	ND (0.79)	ND (0.79)
m,p-Xylene	-	ND (0.78)	ND (0.78)	ND (0.78)	ND (0.78)	ND (0.78)	ND (0.78)
o-Xylene	-	ND (0.59)	ND (0.59)	ND (0.59)	ND (0.59)	ND (0.59)	ND (0.59)
Xylene (total)	5	ND (0.59)	ND (0.59)	ND (0.59)	ND (0.59)	ND (0.59)	ND (0.59)

Table 2
Ground Water Sampling Results

Phase II Environmental Site Assessment
South Brooklyn Marine Terminal

Location ID	NYSDEC Ambient Water Quality Standards and Guidance Values*	TT-SB-02GW	TT-SB-06GW	TT-SB-12GW	TT-SB-13GW	TT-SB-18GW	TT-SB-20GW
Sampling Date		12/7/2021	12/7/2021	12/7/2021	12/7/2021	12/7/2021	12/6/2021
PFAS Compounds (ug/kg)							
Perfluorobutanoic acid	-	6.4	10.4	5.4	2.9 J	7.5	3.7
Perfluoropentanoic acid	-	1.8 J	4.1	1.7 J	1.6 J	2.2	ND (0.93)
Perfluorohexanoic acid	-	1.8 J	3.4	2.9	1.7 J	2.4	ND (0.93)
Perfluoroheptanoic acid	-	2.9	3.2	4.3	4.9	4.1	1.7 J
Perfluorooctanoic acid	10	61.8	28.8	26.6	23.9	33.4	12.9
Perfluorononanoic acid	-	1.1 J	1.5 J	0.96 J	ND (0.93)	ND (0.93)	2.8
Perfluorodecanoic acid	-	ND (0.93)	ND (0.93)	ND (0.93)	ND (0.93)	ND (0.93)	ND (0.93)
Perfluoroundecanoic acid	-	ND (0.93)	ND (0.93)	ND (0.93)	ND (0.93)	ND (0.93)	ND (0.93)
Perfluorododecanoic acid	-	ND (0.93)	ND (0.93)	ND (0.93)	ND (0.93)	ND (0.93)	ND (0.93)
Perfluorotridecanoic acid	-	ND (0.93)	ND (0.93)	ND (0.93)	ND (0.93)	ND (0.93)	ND (0.93)
Perfluorotetradecanoic acid	-	ND (0.93)	ND (0.93)	ND (0.93)	ND (0.93)	ND (0.93)	ND (0.93)
Perfluorobutanesulfonic acid	-	1.2 J	1.6 J	ND (0.93)	1.1 J	2.4	1.0 J
Perfluorohexanesulfonic acid	-	1.1 J	ND (0.93)	ND (0.93)	ND (0.93)	ND (0.93)	ND (0.93)
Perfluoroheptanesulfonic acid	-	ND (0.93)	ND (0.93)	ND (0.93)	ND (0.93)	ND (0.93)	ND (0.93)
Perfluorooctanesulfonic acid	10	2.7	2.3	11.6	2.7	ND (0.93)	8.9
Perfluorodecanesulfonic acid	-	ND (0.93)	ND (0.93)	ND (0.93)	ND (0.93)	ND (0.93)	ND (0.93)
PFOSA	-	ND (1.9)	ND (1.9)	ND (9.3)	ND (1.9)	ND (9.3)	ND (1.9)
MeFOSAA	-	ND (1.9)	ND (1.9)	ND (1.9)	ND (1.9)	ND (1.9)	ND (1.9)
EtFOSAA	-	ND (1.9)	ND (1.9)	2.7 J	ND (1.9)	ND (1.9)	ND (1.9)
6:2 Fluorotelomer sulfonate	-	ND (1.9)	ND (1.9)	ND (1.9)	ND (1.9)	ND (1.9)	ND (1.9)
8:2 Fluorotelomer sulfonate	-	ND (1.9)		ND (1.9)	ND (1.9)	ND (1.9)	ND (1.9)
Semi-Volatile Organic Compounds (ug/L)							
2-Chlorophenol	-	ND (0.86)	ND (0.86)	ND (0.84)	ND (0.84)	ND (0.84)	ND (0.84)
4-Chloro-3-methyl phenol	-	ND (0.94)	ND (0.94)	ND (0.91)	ND (0.91)	ND (0.91)	ND (0.91)
2,4-Dichlorophenol	1	ND (1.3)	ND (1.3)	ND (1.3)	ND (1.3)	ND (1.3)	ND (1.3)
2,4-Dimethylphenol	1	ND (2.6)	ND (2.6)	ND (2.5)	ND (2.5)	ND (2.5)	ND (2.5)
2,4-Dinitrophenol	1	ND (1.6) [b]	ND (1.6) [b]	ND (1.6)	ND (1.6) [b]	ND (1.6)	ND (1.6)
4,6-Dinitro-o-cresol	-	ND (1.4) [b]	ND (1.4) [b]	ND (1.3)	ND (1.3) [b]	ND (1.3)	ND (1.3)
2-Methylphenol	-	ND (0.93)	ND (0.93)	ND (0.91)	ND (0.91)	ND (0.91)	ND (0.91)
3&4-Methylphenol	-	ND (0.93)	ND (0.93)	ND (0.90)	ND (0.90)	ND (0.90)	ND (0.90)
2-Nitrophenol	-	ND (1.0) [b]	ND (1.0) [b]	ND (0.98)	ND (0.98) [b]	ND (0.98)	ND (0.98)
4-Nitrophenol	-	ND (1.2)	ND (1.2)	ND (1.2)	ND (1.2)	ND (1.2)	ND (1.2)
Pentachlorophenol	1	ND (1.5)	ND (1.5)	ND (1.4)	ND (1.4)	ND (1.4)	ND (1.4)
Phenol	1	ND (0.41)	ND (0.41)	ND (0.40)	ND (0.40)	ND (0.40)	ND (0.40)
2,3,4,6-Tetrachlorophenol	-	ND (1.5) [b]	ND (1.5) [b]	ND (1.5)	ND (1.5) [b]	ND (1.5)	ND (1.5)
2,4,5-Trichlorophenol	-	ND (1.4)	ND (1.4)	ND (1.4)	ND (1.4)	ND (1.4)	ND (1.4)
2,4,6-Trichlorophenol	-	ND (0.97)	ND (0.97)	ND (0.94)	ND (0.94)	ND (0.94)	ND (0.94)
Acenaphthene	20	ND (0.20)	ND (0.20)	1.2	ND (0.19)	ND (0.19)	ND (0.19)
Acenaphthylene	-	ND (0.14)	ND (0.14)	ND (0.14)	ND (0.14)	ND (0.14)	ND (0.14)
Acetophenone	-	ND (0.22) [b]	ND (0.22) [b]	ND (0.21)	ND (0.21) [b]	ND (0.21)	ND (0.21)
Anthracene	50	ND (0.22)	ND (0.22)	ND (0.22)	ND (0.22)	ND (0.22)	ND (0.22)
Atrazine	-	ND (0.47) [b]	ND (0.47) [b]	ND (0.46)	ND (0.46) [b]	ND (0.46)	ND (0.46)
Benzaldehyde	-	ND (0.30)	ND (0.30)	ND (0.29)	ND (0.29)	ND (0.29)	ND (0.29)
Benzo(a)anthracene	0.002	ND (0.21)	ND (0.21)	ND (0.21)	**0.76 J**	ND (0.21)	ND (0.21)
Benzo(a)pyrene	-	ND (0.22)	ND (0.22)	ND (0.22)	0.65 J	ND (0.22)	ND (0.22)
Benzo(b)fluoranthene	0.002	ND (0.22)	ND (0.22)	ND (0.21)	**0.90 J**	ND (0.21)	ND (0.21)
Benzo(g,h,i)perylene	-	ND (0.36)	ND (0.36)	ND (0.35)	0.46 J	ND (0.35)	ND (0.35)
Benzo(k)fluoranthene	0.002	ND (0.22)	ND (0.22)	ND (0.21)	**0.38 J**	ND (0.21)	ND (0.21)
4-Bromophenyl phenyl ether	-	ND (0.43)	ND (0.43)	ND (0.41)	ND (0.41)	ND (0.41)	ND (0.41)
Butyl benzyl phthalate	50	ND (0.48)	ND (0.48)	ND (0.47)	ND (0.47)	ND (0.47)	ND (0.47)
1,1'-Biphenyl	-	ND (0.22)	ND (0.22)	ND (0.22)	ND (0.22)	ND (0.22)	ND (0.22)
2-Chloronaphthalene	-	ND (0.25)	ND (0.25)	ND (0.24)	ND (0.24)	ND (0.24)	ND (0.24)
4-Chloroaniline	5	ND (0.36)	ND (0.36)	ND (0.35)	ND (0.35)	ND (0.35)	ND (0.35)

Table 2
Ground Water Sampling Results

Phase II Environmental Site Assessment
South Brooklyn Marine Terminal

Location ID / Sampling Date	NYSDEC Ambient Water Quality Standards and Guidance Values*	TT-SB-02GW 12/7/2021	TT-SB-06GW 12/7/2021	TT-SB-12GW 12/7/2021	TT-SB-13GW 12/7/2021	TT-SB-18GW 12/7/2021	TT-SB-20GW 12/6/2021
Carbazole	-	ND (0.24)	ND (0.24)	ND (0.23)	ND (0.23)	ND (0.23)	ND (0.23)
Caprolactam	-	ND (0.68)	ND (0.68)	ND (0.66)	ND (0.66)	ND (0.66)	ND (0.66)
Chrysene	0.002	ND (0.19)	ND (0.19)	ND (0.18)	**0.64 J**	ND (0.18)	ND (0.18)
bis(2-Chloroethoxy)methane	5	ND (0.29)	ND (0.29)	ND (0.28)	ND (0.28)	ND (0.28)	ND (0.28)
bis(2-Chloroethyl)ether	1	ND (0.26)	ND (0.26)	ND (0.25)	ND (0.25)	ND (0.25)	ND (0.25)
2,2'-Oxybis(1-chloropropane)	-	ND (0.42)	ND (0.42)	ND (0.41)	ND (0.41)	ND (0.41)	ND (0.41)
4-Chlorophenyl phenyl ether	-	ND (0.39)	ND (0.39)	ND (0.37)	ND (0.37)	ND (0.37)	ND (0.37)
2,4-Dinitrotoluene	5	ND (0.58) [b]	ND (0.58) [b]	ND (0.56)	ND (0.56) [b]	ND (0.56)	ND (0.56)
2,6-Dinitrotoluene	5	ND (0.50) [b]	ND (0.50) [b]	ND (0.49)	ND (0.49) [b]	ND (0.49)	ND (0.49)
3,3'-Dichlorobenzidine	-	ND (0.53)	ND (0.53)	ND (0.52)	ND (0.52)	ND (0.52)	ND (0.52)
Dibenzo(a,h)anthracene	-	ND (0.35)	ND (0.35)	ND (0.34)	ND (0.34)	ND (0.34)	ND (0.34)
Dibenzofuran	-	ND (0.23)	ND (0.23)	0.39 J	ND (0.22)	ND (0.22)	ND (0.22)
Di-n-butyl phthalate	50	ND (0.52)	ND (0.52)	ND (0.51)	ND (0.51)	ND (0.51)	ND (0.51)
Di-n-octyl phthalate	-	ND (0.25)	ND (0.25)	ND (0.24)	ND (0.24)	ND (0.24)	ND (0.24)
Diethyl phthalate	50	ND (0.28)	ND (0.28)	ND (0.27)	ND (0.27)	ND (0.27)	ND (0.27)
Dimethyl phthalate	50	ND (0.23)	ND (0.23)	ND (0.22)	ND (0.22)	ND (0.22)	ND (0.22)
bis(2-Ethylhexyl)phthalate	5	ND (1.7)	ND (1.7)	ND (1.7)	ND (1.7)	ND (1.7)	ND (1.7)
Fluoranthene	50	ND (0.18)	ND (0.18)	0.23 J	1.5	ND (0.17)	ND (0.17)
Fluorene	50	ND (0.18)	ND (0.18)	0.18 J	ND (0.17)	ND (0.17)	ND (0.17)
Hexachlorobenzene	0.04	ND (0.34)	ND (0.34)	ND (0.33)	ND (0.33)	ND (0.33)	ND (0.33)
Hexachlorobutadiene	0.5	ND (0.52) [b]	ND (0.52) [b]	ND (0.50)	ND (0.50) [b]	ND (0.50)	ND (0.50)
Hexachlorocyclopentadiene	5	ND (2.9)	ND (2.9)	ND (2.8)	ND (2.8)	ND (2.8)	ND (2.8)
Hexachloroethane	5	ND (0.41) [b]	ND (0.41) [b]	ND (0.40)	ND (0.40) [b]	ND (0.40)	ND (0.40)
Indeno(1,2,3-cd)pyrene	0.002	ND (0.35)	ND (0.35)	ND (0.34)	**0.57 J**	ND (0.34)	ND (0.34)
Isophorone	50	ND (0.29)	ND (0.29)	ND (0.28)	ND (0.28)	ND (0.28)	ND (0.28)
2-Methylnaphthalene	50	ND (0.22)	ND (0.22)	ND (0.21)	ND (0.21)	ND (0.21)	ND (0.21)
2-Nitroaniline	5	ND (0.29) [b]	ND (0.29) [b]	ND (0.28)	ND (0.28) [b]	ND (0.28)	ND (0.28)
3-Nitroaniline	5	ND (0.41)	ND (0.41)	ND (0.39)	ND (0.39)	ND (0.39)	ND (0.39)
4-Nitroaniline	5	ND (0.46)	ND (0.46)	ND (0.45)	ND (0.45)	ND (0.45)	ND (0.45)
Naphthalene	10	ND (0.24)	ND (0.24)	1	ND (0.24)	ND (0.24)	ND (0.24)
Nitrobenzene	0.4	ND (0.68) [b]	ND (0.68) [b]	ND (0.66)	ND (0.66) [b]	ND (0.66)	ND (0.66)
N-Nitroso-di-n-propylamine	-	ND (0.51) [b]	ND (0.51) [b]	ND (0.49)	ND (0.49) [b]	ND (0.49)	ND (0.49)
N-Nitrosodiphenylamine	50	ND (0.23)	ND (0.23)	ND (0.23)	ND (0.23)	ND (0.23)	ND (0.23)
Phenanthrene	50	ND (0.18)	ND (0.18)	0.54 J	0.65 J	ND (0.18)	ND (0.18)
Pyrene	50	ND (0.23)	ND (0.23)	ND (0.22)	1.5	ND (0.22)	ND (0.22)
1,2,4,5-Tetrachlorobenzene	-	ND (0.39)	ND (0.39)	ND (0.38)	ND (0.38)	ND (0.38)	ND (0.38)
1,4 Dioxane (ug/l)							
1,4-Dioxane	1	0.117	ND (0.053)	0.0615 J	0.0784 J	ND (0.051)	ND (0.051)
Pesticides and herbicides (ug/l) (ug/l)							
Aldrin	0.01	ND (0.0041)	ND (0.0041)	ND (0.0041)	ND (0.0043)	ND (0.0041)	ND (0.0042)
alpha-BHC	0.05	ND (0.0042)	ND (0.0042)	ND (0.0042)	ND (0.0043)	ND (0.0042)	ND (0.0042)
beta-BHC	0.05	ND (0.0064)	ND (0.0064)	ND (0.0064)	ND (0.0067)	ND (0.0064)	ND (0.0065)
delta-BHC	0.05	ND (0.0053)	ND (0.0053)	ND (0.0053)	ND (0.0055)	ND (0.0053)	ND (0.0054)
gamma-BHC (Lindane)	0.05	ND (0.0048)	ND (0.0048)	ND (0.0048)	ND (0.0050)	ND (0.0048)	ND (0.0049)
alpha-Chlordane	-	ND (0.0039)	ND (0.0039)	ND (0.0039)	ND (0.0041)	ND (0.0039)	ND (0.0040)
gamma-Chlordane	0.1	ND (0.0034)	ND (0.0034)	ND (0.0034)	ND (0.0035)	ND (0.0034)	ND (0.0035)
Dieldrin	0.01	ND (0.0061)	ND (0.0061)	ND (0.0061)	ND (0.0064)	ND (0.0061)	ND (0.0063)
4,4'-DDD	0.01	ND (0.0046)	ND (0.0046)	ND (0.0046)	ND (0.0048)	ND (0.0046)	ND (0.0047)
4,4'-DDE	0.01	ND (0.0040)	ND (0.0040)	ND (0.0040)	ND (0.0042)	ND (0.0040)	ND (0.0041)
4,4'-DDT	0.01	ND (0.0055)	ND (0.0055)	ND (0.0055)	ND (0.0057)	ND (0.0055)	ND (0.0056)
Endrin	0.01	ND (0.0048)	ND (0.0048)	ND (0.0048)	ND (0.0050)	ND (0.0048)	ND (0.0049)
Endosulfan sulfate	0.1	ND (0.0044)	ND (0.0044)	ND (0.0044)	ND (0.0045)	ND (0.0044)	ND (0.0044)
Endrin aldehyde	-	ND (0.0054)	ND (0.0054)	ND (0.0054)	ND (0.0056)	ND (0.0054)	ND (0.0055)
Endrin ketone	-	ND (0.0050)	ND (0.0050)	ND (0.0050)	ND (0.0052)	ND (0.0050)	ND (0.0051)
Endosulfan-I	0.1	ND (0.0042)	ND (0.0042)	ND (0.0042)	ND (0.0044)	ND (0.0042)	ND (0.0043)
Endosulfan-II	0.1	ND (0.0039)	ND (0.0039)	ND (0.0039)	ND (0.0041)	ND (0.0039)	ND (0.0040)
Heptachlor	0.01	ND (0.0036)	ND (0.0036)	ND (0.0036)	ND (0.0037)	ND (0.0036)	ND (0.0037)
Heptachlor epoxide	0.01	ND (0.0048)	ND (0.0048)	ND (0.0048)	ND (0.0050)	ND (0.0048)	ND (0.0049)
Methoxychlor	35	ND (0.0054)	ND (0.0054)	ND (0.0054)	ND (0.0056)	ND (0.0054)	ND (0.0055)
Toxaphene	-	ND (0.13)	ND (0.13)	ND (0.13)	ND (0.14)	ND (0.13)	ND (0.13)
2,4-D	4.4	ND (0.077)	ND (0.083)	ND (0.081)	ND (0.078)	ND (0.081)	ND (0.080)
2,4,5-TP (Silvex)	0.26	ND (0.048)	ND (0.052)	ND (0.051)	ND (0.049)	ND (0.051)	ND (0.050)
2,4,5-T	35	ND (0.015)	ND (0.016)	ND (0.016)	ND (0.015)	ND (0.016)	ND (0.015)

Table 2
Ground Water Sampling Results

Phase II Environmental Site Assessment
South Brooklyn Marine Terminal

Location ID	NYSDEC Ambient Water Quality Standards and Guidance Values*	TT-SB-02GW	TT-SB-06GW	TT-SB-12GW	TT-SB-13GW	TT-SB-18GW	TT-SB-20GW
Sampling Date		12/7/2021	12/7/2021	12/7/2021	12/7/2021	12/7/2021	12/6/2021
PCBs (ug/l)							
Aroclor 1016	-	ND (0.16)	ND (0.16)	ND (0.16)	ND (0.16)	ND (0.16)	ND (0.16)
Aroclor 1221	-	ND (0.34)	ND (0.34)	ND (0.34)	ND (0.35)	ND (0.34)	ND (0.34)
Aroclor 1232	-	ND (0.21)	ND (0.21)	ND (0.21)	ND (0.22)	ND (0.21)	ND (0.21)
Aroclor 1242	-	ND (0.18)	ND (0.18)	ND (0.18)	ND (0.19)	ND (0.18)	ND (0.19)
Aroclor 1248	-	ND (0.10)	ND (0.10)	ND (0.10)	ND (0.10)	ND (0.10)	ND (0.10)
Aroclor 1254	-	ND (0.33)	ND (0.33)	ND (0.33)	ND (0.34)	ND (0.33)	ND (0.34)
Aroclor 1260	-	ND (0.12)	ND (0.12)	ND (0.12)	ND (0.13)	ND (0.12)	ND (0.12)
Aroclor 1268	-	ND (0.14)	ND (0.14)	ND (0.14)	ND (0.14)	ND (0.14)	ND (0.14)
Aroclor 1262	-	ND (0.15)	ND (0.15)	ND (0.15)	ND (0.16)	ND (0.15)	ND (0.16)
Metals (ug/L)							
Aluminum	2000	1920	596	<200	437	NA	25600
Antimony	6	<6.0	<6.0	<6.0	<6.0	NA	6.2
Arsenic	50	6.3	30.1 [c]	<15 [c]	3.1	NA	25.2
Barium	2000	<200	577	<200	<200	NA	474
Beryllium	3	<1.0	<1.0	2	<1.0	NA	2.2
Cadmium	10	<3.0	<3.0	<3.0	<3.0	NA	6.2
Calcium	-	170000	229000	210000	107000	NA	72600
Chromium	100	<10	<10	<10	<10	NA	56
Cobalt	-	<50	<50	<50	<50	NA	<50
Copper	1000	<10	<10	<10	<10	NA	93
Iron	600	5970	20200	806	868	NA	42500
Lead	50	11.9	6.2	<15 [c]	135	NA	253
Magnesium	35000	31900	58800	276000	27000	NA	25000
Manganese	600	2210	6880	27.6	96.4	NA	4550
Mercury	1.4	<0.20	<0.20	<0.20	<0.20	NA	<0.60
Nickel	200	<10	<10	<10	<10	NA	85.2
Potassium	-	14900	19600	189000	13000	NA	16700
Selenium	20	<10	<10	<10	<10	NA	<10
Silver	100	<10	<10	<10	<10	NA	<10
Sodium	-	118000	308000	3760000	107000	NA	88100
Thallium	0.5	<10	<50 [c]	<10	<10	NA	<10
Vanadium	-	<50	<50	<50	<50	NA	77.9
Zinc	5000	60.5	<20	39.5	100	NA	416

Notes:
µg/L - micrograms per liter
NYSDEC - New York State Department of Environmental Conservation
*Ambient water quality guidance value
NA - Not Analyzed
- No criteria
ND- Indicates that the analyte was not detected above the sample-specific reporting limit
Values shaded blue detected above quantitation limit
Values shaded in orange exceeded the NYSDEC Ground Water Quality Standards
[a] Associated CCV outside of control limits high, sample was ND.
[b] Associated CCV outside of control limits high, sample was ND. This compound in blank spike is outside in house QC limits bias high.
[c] Elevated detection limit due to dilution required for high interfering element.

Table 2
Ground Water Sampling Results

Phase II Environmental Site Assessment
South Brooklyn Marine Terminal

Location ID / Sampling Date	NYSDEC Ambient Water Quality Standards and Guidance Values*	TT-SB-22GW	TT-SB-23GW	TT-SB-27GW	TT-SB-30GW	TT-SB-31GW	GW-DUP01
		12/6/2021	12/7/2021	12/6/2021	12/6/2021	12/6/2021	12/7/2021
Volatile Organic Compounds (ug/L)							
Acetone	50	16.6	7.6 J	ND (3.1)	ND (3.1)	7.1 J	ND (3.1)
Benzene	1	ND (0.43)	0.55	ND (0.43)	ND (0.43)	ND (0.43)	0.74
Bromochloromethane	5	ND (0.48)	ND (0.48)	ND (0.48)	ND (0.48)	ND (0.48)	ND (0.48)
Bromodichloromethane	50	ND (0.45)	ND (0.45)	ND (0.45)	ND (0.45)	ND (0.45)	ND (0.45)
Bromoform	50	ND (0.63)	ND (0.63)	ND (0.63)	ND (0.63)	ND (0.63)	ND (0.63)
Bromomethane	5	ND (1.6)	ND (1.6)	ND (1.6)	ND (1.6)	ND (1.6)	ND (1.6)
2-Butanone (MEK)	50	ND (6.9) [a]	ND (6.9) [a]	ND (6.9) [a]	ND (6.9) [a]	ND (6.9) [a]	ND (6.9) [a]
Carbon disulfide	-	ND (0.46)	ND (0.46)	ND (0.46)	ND (0.46)	ND (0.46)	0.46 J
Carbon tetrachloride	5	ND (0.55)	ND (0.55)	ND (0.55)	ND (0.55)	ND (0.55)	ND (0.55)
Chlorobenzene	5	ND (0.56)	ND (0.56)	ND (0.56)	ND (0.56)	ND (0.56)	ND (0.56)
Chloroethane	5	ND (0.73)	ND (0.73)	ND (0.73)	ND (0.73)	ND (0.73)	ND (0.73)
Chloroform	7	ND (0.50)	ND (0.50)	ND (0.50)	ND (0.50)	ND (0.50)	ND (0.50)
Chloromethane	5	ND (0.76)	ND (0.76)	ND (0.76)	ND (0.76)	ND (0.76)	ND (0.76)
Cyclohexane	-	ND (0.78)	ND (0.78)	ND (0.78)	ND (0.78)	ND (0.78)	ND (0.78)
1,2-Dibromo-3-chloropropane	0.04	ND (0.53) [b]	ND (0.53) [b]	ND (0.53) [b]	ND (0.53) [b]	ND (0.53) [b]	ND (0.53) [b]
Dibromochloromethane	50	ND (0.56)	ND (0.56)	ND (0.56)	ND (0.56)	ND (0.56)	ND (0.56)
1,2-Dibromoethane	0.0006	ND (0.48)	ND (0.48)	ND (0.48)	ND (0.48)	ND (0.48)	ND (0.48)
1,2-Dichlorobenzene	3	ND (0.53)	ND (0.53)	ND (0.53)	ND (0.53)	ND (0.53)	ND (0.53)
1,3-Dichlorobenzene	3	ND (0.54)	ND (0.54)	ND (0.54)	ND (0.54)	ND (0.54)	ND (0.54)
1,4-Dichlorobenzene	3	ND (0.51)	ND (0.51)	ND (0.51)	ND (0.51)	ND (0.51)	ND (0.51)
Dichlorodifluoromethane	5	ND (0.56)	ND (0.56)	ND (0.56)	ND (0.56)	ND (0.56)	ND (0.56)
1,1-Dichloroethane	5	ND (0.57)	ND (0.57)	ND (0.57)	ND (0.57)	ND (0.57)	ND (0.57)
1,2-Dichloroethane	0.6	ND (0.60)	ND (0.60)	ND (0.60)	ND (0.60)	ND (0.60)	ND (0.60)
1,1-Dichloroethene	5	ND (0.59)	ND (0.59)	ND (0.59)	ND (0.59)	ND (0.59)	ND (0.59)
cis-1,2-Dichloroethene	5	ND (0.51)	ND (0.51)	ND (0.51)	ND (0.51)	ND (0.51)	ND (0.51)
trans-1,2-Dichloroethene	5	ND (0.54)	ND (0.54)	ND (0.54)	ND (0.54)	ND (0.54)	ND (0.54)
1,2-Dichloropropane	1	ND (0.51)	ND (0.51)	ND (0.51)	ND (0.51)	ND (0.51)	ND (0.51)
cis-1,3-Dichloropropene	0.4	ND (0.47)	ND (0.47)	ND (0.47)	ND (0.47)	ND (0.47)	ND (0.47)
trans-1,3-Dichloropropene	0.4	ND (0.43)	ND (0.43)	ND (0.43)	ND (0.43)	ND (0.43)	ND (0.43)
Ethylbenzene	5	ND (0.60)	ND (0.60)	ND (0.60)	ND (0.60)	ND (0.60)	ND (0.60)
Freon 113	-	ND (0.58)	ND (0.58)	ND (0.58)	ND (0.58)	ND (0.58)	ND (0.58)
2-Hexanone	50	ND (2.0)	ND (2.0)	ND (2.0)	ND (2.0)	ND (2.0)	ND (2.0)
Isopropylbenzene	5	ND (0.65)	ND (0.65)	ND (0.65)	ND (0.65)	ND (0.65)	ND (0.65)
Methyl Acetate	-	ND (0.80) [a]	ND (0.80) [a]	ND (0.80) [a]	ND (0.80) [a]	ND (0.80) [a]	ND (0.80) [a]
Methylcyclohexane	-	ND (0.60)	ND (0.60)	ND (0.60)	ND (0.60)	ND (0.60)	ND (0.60)
Methyl Tert Butyl Ether	-	ND (0.51)	ND (0.51)	ND (0.51)	ND (0.51)	ND (0.51)	ND (0.51)
4-Methyl-2-pentanone(MIBK)	-	ND (1.9)	ND (1.9)	ND (1.9)	ND (1.9)	ND (1.9)	ND (1.9)
Methylene chloride	5	ND (1.0)	ND (1.0)	ND (1.0)	ND (1.0)	ND (1.0)	ND (1.0)
Styrene	5	ND (0.49)	ND (0.49)	ND (0.49)	ND (0.49)	ND (0.49)	ND (0.49)
1,1,2,2-Tetrachloroethane	5	ND (0.65)	ND (0.65)	ND (0.65)	ND (0.65)	ND (0.65)	ND (0.65)
Tetrachloroethene	5	ND (0.90)	ND (0.90)	ND (0.90)	ND (0.90)	ND (0.90)	ND (0.90)
Toluene	5	ND (0.53)	ND (0.53)	ND (0.53)	ND (0.53)	ND (0.53)	ND (0.53)
1,2,3-Trichlorobenzene	5	ND (0.50)	ND (0.50)	ND (0.50)	ND (0.50)	ND (0.50)	ND (0.50)
1,2,4-Trichlorobenzene	5	ND (0.50)	ND (0.50)	ND (0.50)	ND (0.50)	ND (0.50)	ND (0.50)
1,1,1-Trichloroethane	5	ND (0.54)	ND (0.54)	ND (0.54)	ND (0.54)	ND (0.54)	ND (0.54)
1,1,2-Trichloroethane	1	ND (0.53)	ND (0.53)	ND (0.53)	ND (0.53)	ND (0.53)	ND (0.53)
Trichloroethene	5	ND (0.53)	ND (0.53)	ND (0.53)	ND (0.53)	ND (0.53)	ND (0.53)
Trichlorofluoromethane	5	ND (0.40)	ND (0.40)	ND (0.40)	ND (0.40)	ND (0.40)	ND (0.40)
Vinyl chloride	2	ND (0.79)	ND (0.79)	ND (0.79)	ND (0.79)	ND (0.79)	ND (0.79)
m,p-Xylene	-	ND (0.78)	ND (0.78)	ND (0.78)	ND (0.78)	ND (0.78)	ND (0.78)
o-Xylene	-	ND (0.59)	ND (0.59)	ND (0.59)	ND (0.59)	ND (0.59)	ND (0.59)
Xylene (total)	5	ND (0.59)	ND (0.59)	ND (0.59)	ND (0.59)	ND (0.59)	ND (0.59)

Table 2
Ground Water Sampling Results

Phase II Environmental Site Assessment
South Brooklyn Marine Terminal

Location ID	NYSDEC Ambient Water Quality Standards and Guidance Values*	TT-SB-22GW	TT-SB-23GW	TT-SB-27GW	TT-SB-30GW	TT-SB-31GW	GW-DUP01
Sampling Date		12/6/2021	12/7/2021	12/6/2021	12/6/2021	12/6/2021	12/7/2021
PFAS Compounds (ug/kg)							
Perfluorobutanoic acid	-	12.7	9.4	11.4	13.9	16.5	4.6
Perfluoropentanoic acid	-	7.4	5.9	8.8	10.6	5.4	1.9
Perfluorohexanoic acid	-	6.1	5.6	7.6	6.4	11.2	2.9
Perfluoroheptanoic acid	-	3.7	11.4	6	3.9	3.6	3.7
Perfluorooctanoic acid	10	19.2	111	17.4	12.7	13.5	26.8
Perfluorononanoic acid	-	2.8	1.1 J	2.5	ND (0.93)	2.4	1.0 J
Perfluorodecanoic acid	-	2.8	ND (0.93)	ND (0.93)	ND (0.93)	2.1	ND (0.93)
Perfluoroundecanoic acid	-	1.9	ND (0.93)	ND (0.93)	ND (0.93)	ND (0.93)	ND (0.93)
Perfluorododecanoic acid	-	1.1 J	ND (0.93)	ND (0.93)	ND (0.93)	ND (0.93)	ND (0.93)
Perfluorotridecanoic acid	-	ND (0.93)	ND (0.93)	ND (0.93)	ND (0.93)	ND (0.93)	ND (0.93)
Perfluorotetradecanoic acid	-	ND (0.93)	ND (0.93)	ND (0.93)	ND (0.93)	ND (0.93)	ND (0.93)
Perfluorobutanesulfonic acid	-	ND (0.93)	4.1	2.1	1.0 J	2.8	ND (0.93)
Perfluorohexanesulfonic acid	-	ND (0.93)	2.2	1.1 J	ND (0.93)	1.2 J	ND (0.93)
Perfluoroheptanesulfonic acid	-	ND (0.93)	ND (0.93)	ND (0.93)	ND (0.93)	ND (0.93)	ND (0.93)
Perfluorooctanesulfonic acid	10	15.4	3.6	29.6	ND (0.93)	28.5	12
Perfluorodecanesulfonic acid	-	ND (0.93)	ND (0.93)	ND (0.93)	ND (0.93)	ND (0.93)	ND (0.93)
PFOSA	-	ND (1.9)	ND (9.3)	ND (9.3)	ND (1.9)	ND (1.9)	ND (9.3)
MeFOSAA	-	ND (1.9)	ND (1.9)	ND (1.9)	ND (1.9)	ND (1.9)	ND (1.9)
EtFOSAA	-	ND (1.9)	ND (1.9)	ND (1.9)	ND (1.9)	ND (1.9)	3.3 J
6:2 Fluorotelomer sulfonate	-	ND (1.9)	ND (1.9)	ND (1.9)	ND (1.9)	ND (1.9)	ND (1.9)
8:2 Fluorotelomer sulfonate	-	ND (1.9)	ND (1.9)	ND (1.9)	ND (1.9)	ND (1.9)	ND (1.9)
Semi-Volatile Organic Compounds (ug/L)							
2-Chlorophenol	-	ND (0.84)	ND (0.85)	ND (0.84)	ND (0.84)	ND (0.85)	ND (0.85)
4-Chloro-3-methyl phenol	-	ND (0.91)	ND (0.92)	ND (0.91)	ND (0.91)	ND (0.92)	ND (0.92)
2,4-Dichlorophenol	1	ND (1.3)	ND (1.3)	ND (1.3)	ND (1.3)	ND (1.3)	ND (1.3)
2,4-Dimethylphenol	1	ND (2.5)	ND (2.5)	ND (2.5)	ND (2.5)	ND (2.5)	ND (2.5)
2,4-Dinitrophenol	1	ND (1.6)	ND (1.6)	ND (1.6)	ND (1.6)	ND (1.6)	ND (1.6)
4,6-Dinitro-o-cresol	-	ND (1.3)	ND (1.3)	ND (1.3)	ND (1.3)	ND (1.3)	ND (1.3)
2-Methylphenol	-	ND (0.91)	ND (0.92)	ND (0.91)	ND (0.91)	ND (0.92)	ND (0.92)
3&4-Methylphenol	-	ND (0.90)	ND (0.91)	ND (0.90)	ND (0.90)	ND (0.91)	ND (0.91)
2-Nitrophenol	-	ND (0.98)	ND (0.99)	ND (0.98)	ND (0.98)	ND (0.99)	ND (0.99)
4-Nitrophenol	-	ND (1.2)	ND (1.2)	ND (1.2)	ND (1.2)	ND (1.2)	ND (1.2)
Pentachlorophenol	1	ND (1.4)	ND (1.4)	ND (1.4)	ND (1.4)	ND (1.4)	ND (1.4)
Phenol	1	ND (0.40)	ND (0.40)	ND (0.40)	ND (0.40)	ND (0.40)	ND (0.40)
2,3,4,6-Tetrachlorophenol	-	ND (1.5)	ND (1.5)	ND (1.5)	ND (1.5)	ND (1.5)	ND (1.5)
2,4,5-Trichlorophenol	-	ND (1.4)	ND (1.4)	ND (1.4)	ND (1.4)	ND (1.4)	ND (1.4)
2,4,6-Trichlorophenol	-	ND (0.94)	ND (0.95)	ND (0.94)	ND (0.94)	ND (0.95)	ND (0.95)
Acenaphthene	20	ND (0.19)	ND (0.20)	ND (0.19)	ND (0.19)	0.26 J	1.1
Acenaphthylene	-	ND (0.14)	ND (0.14)	ND (0.14)	ND (0.14)	ND (0.14)	ND (0.14)
Acetophenone	-	ND (0.21)	ND (0.21)	ND (0.21)	ND (0.21)	ND (0.21)	ND (0.21)
Anthracene	50	ND (0.22)	ND (0.22)	ND (0.22)	ND (0.22)	ND (0.22)	ND (0.22)
Atrazine	-	ND (0.46)	ND (0.46)	ND (0.46)	ND (0.46)	ND (0.46)	ND (0.46)
Benzaldehyde	-	ND (0.29)	ND (0.30)	ND (0.29)	ND (0.29)	ND (0.30)	ND (0.30)
Benzo(a)anthracene	0.002	ND (0.21)	ND (0.21)	ND (0.21)	ND (0.21)	**0.47 J**	ND (0.21)
Benzo(a)pyrene	-	0.68 J	ND (0.22)	ND (0.22)	ND (0.22)	1.1	ND (0.22)
Benzo(b)fluoranthene	0.002	ND (0.21)	ND (0.21)	ND (0.21)	ND (0.21)	**0.61 J**	ND (0.21)
Benzo(g,h,i)perylene	-	ND (0.35)	ND (0.35)	ND (0.35)	ND (0.35)	0.41 J	ND (0.35)
Benzo(k)fluoranthene	0.002	ND (0.21)	ND (0.21)	ND (0.21)	ND (0.21)	**0.21 J**	ND (0.21)
4-Bromophenyl phenyl ether	-	ND (0.41)	ND (0.42)	ND (0.41)	ND (0.41)	ND (0.42)	ND (0.42)
Butyl benzyl phthalate	50	ND (0.47)	ND (0.47)	ND (0.47)	ND (0.47)	ND (0.47)	ND (0.47)
1,1'-Biphenyl	-	ND (0.22)	ND (0.22)	ND (0.22)	ND (0.22)	ND (0.22)	ND (0.22)
2-Chloronaphthalene	-	ND (0.24)	ND (0.24)	ND (0.24)	ND (0.24)	ND (0.24)	ND (0.24)
4-Chloroaniline	5	ND (0.35)	ND (0.35)	ND (0.35)	ND (0.35)	ND (0.35)	ND (0.35)

Table 2
Ground Water Sampling Results

Phase II Environmental Site Assessment
South Brooklyn Marine Terminal

Location ID / Sampling Date	NYSDEC Ambient Water Quality Standards and Guidance Values*	TT-SB-22GW 12/6/2021	TT-SB-23GW 12/7/2021	TT-SB-27GW 12/6/2021	TT-SB-30GW 12/6/2021	TT-SB-31GW 12/6/2021	GW-DUP01 12/7/2021
Carbazole	-	ND (0.23)	ND (0.24)	ND (0.23)	ND (0.23)	ND (0.24)	ND (0.24)
Caprolactam	-	ND (0.66)	ND (0.67)	ND (0.66)	ND (0.66)	ND (0.67)	ND (0.67)
Chrysene	0.002	ND (0.18)	ND (0.18)	ND (0.18)	ND (0.18)	**0.37 J**	ND (0.18)
bis(2-Chloroethoxy)methane	5	ND (0.28)	ND (0.29)	ND (0.28)	ND (0.28)	ND (0.29)	ND (0.29)
bis(2-Chloroethyl)ether	1	ND (0.25)	ND (0.26)	ND (0.25)	ND (0.25)	ND (0.26)	ND (0.26)
2,2'-Oxybis(1-chloropropane)	-	ND (0.41)	ND (0.42)	ND (0.41)	ND (0.41)	ND (0.42)	ND (0.42)
4-Chlorophenyl phenyl ether	-	ND (0.37)	ND (0.38)	ND (0.37)	ND (0.37)	ND (0.38)	ND (0.38)
2,4-Dinitrotoluene	5	ND (0.56)	ND (0.57)	ND (0.56)	ND (0.56)	ND (0.57)	ND (0.57)
2,6-Dinitrotoluene	5	ND (0.49)	ND (0.49)	ND (0.49)	ND (0.49)	ND (0.49)	ND (0.49)
3,3'-Dichlorobenzidine	-	ND (0.52)	ND (0.52)	ND (0.52)	ND (0.52)	ND (0.52)	ND (0.52)
Dibenzo(a,h)anthracene	-	ND (0.34)	ND (0.34)	ND (0.34)	ND (0.34)	0.69 J	ND (0.34)
Dibenzofuran	-	ND (0.22)	ND (0.23)	ND (0.22)	ND (0.22)	ND (0.23)	0.36 J
Di-n-butyl phthalate	50	ND (0.51)	ND (0.51)	ND (0.51)	ND (0.51)	ND (0.51)	ND (0.51)
Di-n-octyl phthalate	-	ND (0.24)	ND (0.24)	ND (0.24)	ND (0.24)	ND (0.24)	ND (0.24)
Diethyl phthalate	50	ND (0.27)	ND (0.27)	ND (0.27)	ND (0.27)	ND (0.27)	ND (0.27)
Dimethyl phthalate	50	ND (0.22)	ND (0.22)	ND (0.22)	ND (0.22)	ND (0.22)	ND (0.22)
bis(2-Ethylhexyl)phthalate	5	ND (1.7)	ND (1.7)	ND (1.7)	ND (1.7)	ND (1.7)	ND (1.7)
Fluoranthene	50	ND (0.17)	ND (0.18)	ND (0.17)	ND (0.17)	0.70 J	ND (0.18)
Fluorene	50	ND (0.17)	ND (0.18)	ND (0.17)	ND (0.17)	0.21 J	ND (0.18)
Hexachlorobenzene	0.04	ND (0.33)	ND (0.34)	ND (0.33)	ND (0.33)	ND (0.34)	ND (0.34)
Hexachlorobutadiene	0.5	ND (0.50)	ND (0.51)	ND (0.50)	ND (0.50)	ND (0.51)	ND (0.51)
Hexachlorocyclopentadiene	5	ND (2.8)	ND (2.9)	ND (2.8)	ND (2.8)	ND (2.9)	ND (2.9)
Hexachloroethane	5	ND (0.40)	ND (0.40)	ND (0.40)	ND (0.40)	ND (0.40)	ND (0.40)
Indeno(1,2,3-cd)pyrene	0.002	ND (0.34)	ND (0.34)	ND (0.34)	**0.73 J**	**1.1**	ND (0.34)
Isophorone	50	ND (0.28)	ND (0.29)	ND (0.28)	ND (0.28)	ND (0.29)	ND (0.29)
2-Methylnaphthalene	50	1	ND (0.22)	ND (0.21)	ND (0.21)	ND (0.22)	ND (0.22)
2-Nitroaniline	5	ND (0.28)	ND (0.29)	ND (0.28)	ND (0.28)	ND (0.29)	ND (0.29)
3-Nitroaniline	5	ND (0.39)	ND (0.40)	ND (0.39)	ND (0.39)	ND (0.40)	ND (0.40)
4-Nitroaniline	5	ND (0.45)	ND (0.45)	ND (0.45)	ND (0.45)	ND (0.45)	ND (0.45)
Naphthalene	10	1.1	ND (0.24)	ND (0.24)	ND (0.24)	ND (0.24)	0.89 J
Nitrobenzene	0.4	ND (0.66)	ND (0.66)	ND (0.66)	ND (0.66)	ND (0.66)	ND (0.66)
N-Nitroso-di-n-propylamine	-	ND (0.49)	ND (0.50)	ND (0.49)	ND (0.49)	ND (0.50)	ND (0.50)
N-Nitrosodiphenylamine	50	ND (0.23)	ND (0.23)	ND (0.23)	ND (0.23)	ND (0.23)	ND (0.23)
Phenanthrene	50	ND (0.18)	ND (0.18)	0.26 J	ND (0.18)	0.63 J	0.52 J
Pyrene	50	ND (0.22)	ND (0.23)	ND (0.22)	ND (0.22)	0.70 J	ND (0.23)
1,2,4,5-Tetrachlorobenzene	-	ND (0.38)	ND (0.38)	ND (0.38)	ND (0.38)	ND (0.38)	ND (0.38)
1,4 Dioxane (ug/l)							
1,4-Dioxane	1	ND (0.051)	0.0537 J	ND (0.051)	ND (0.051)	ND (0.052)	ND (0.052)
Pesticides and herbicides (ug/l) (ug/l)							
Aldrin	0.01	ND (0.0042)	ND (0.0047)	ND (0.0041)	ND (0.0042)	ND (0.0041)	ND (0.0041)
alpha-BHC	0.05	ND (0.0042)	ND (0.0047)	ND (0.0041)	ND (0.0042)	ND (0.0042)	ND (0.0042)
beta-BHC	0.05	ND (0.0065)	ND (0.0073)	ND (0.0063)	ND (0.0065)	ND (0.0064)	ND (0.0064)
delta-BHC	0.05	ND (0.0054)	ND (0.0060)	ND (0.0052)	ND (0.0054)	ND (0.0053)	ND (0.0053)
gamma-BHC (Lindane)	0.05	ND (0.0049)	ND (0.0054)	ND (0.0047)	ND (0.0049)	ND (0.0048)	ND (0.0048)
alpha-Chlordane	-	ND (0.0040)	ND (0.0045)	ND (0.0039)	ND (0.0040)	ND (0.0039)	ND (0.0039)
gamma-Chlordane	0.1	ND (0.0035)	ND (0.0039)	ND (0.0033)	ND (0.0035)	ND (0.0034)	ND (0.0034)
Dieldrin	0.01	ND (0.0063)	ND (0.0070)	ND (0.0060)	ND (0.0063)	ND (0.0061)	ND (0.0061)
4,4'-DDD	0.01	ND (0.0047)	ND (0.0052)	ND (0.0045)	ND (0.0047)	ND (0.0046)	ND (0.0046)
4,4'-DDE	0.01	ND (0.0041)	ND (0.0046)	ND (0.0040)	ND (0.0041)	ND (0.0040)	ND (0.0040)
4,4'-DDT	0.01	ND (0.0056)	ND (0.0062)	ND (0.0054)	ND (0.0056)	ND (0.0055)	ND (0.0055)
Endrin	0.01	ND (0.0049)	ND (0.0055)	ND (0.0048)	ND (0.0049)	ND (0.0048)	ND (0.0048)
Endosulfan sulfate	0.1	ND (0.0044)	ND (0.0050)	ND (0.0043)	ND (0.0044)	ND (0.0044)	ND (0.0044)
Endrin aldehyde	-	ND (0.0055)	ND (0.0061)	ND (0.0053)	ND (0.0055)	ND (0.0054)	ND (0.0054)
Endrin ketone	-	ND (0.0051)	ND (0.0056)	ND (0.0049)	ND (0.0051)	ND (0.0050)	ND (0.0050)
Endosulfan-I	0.1	ND (0.0043)	ND (0.0048)	ND (0.0041)	ND (0.0043)	ND (0.0042)	ND (0.0042)
Endosulfan-II	0.1	ND (0.0040)	ND (0.0044)	ND (0.0038)	ND (0.0040)	ND (0.0039)	ND (0.0039)
Heptachlor	0.01	ND (0.0037)	ND (0.0041)	ND (0.0035)	ND (0.0037)	ND (0.0036)	ND (0.0036)
Heptachlor epoxide	0.01	ND (0.0049)	ND (0.0055)	ND (0.0047)	ND (0.0049)	ND (0.0048)	ND (0.0048)
Methoxychlor	35	ND (0.0055)	ND (0.0061)	ND (0.0053)	ND (0.0055)	ND (0.0054)	ND (0.0054)
Toxaphene	-	ND (0.13)	ND (0.15)	ND (0.13)	ND (0.13)	ND (0.13)	ND (0.13)
2,4-D	4.4	ND (0.074)	ND (0.080)	ND (0.083)	ND (0.080)	ND (0.081)	ND (0.080)
2,4,5-TP (Silvex)	0.26	ND (0.047)	ND (0.050)	ND (0.052)	ND (0.050)	ND (0.051)	ND (0.050)
2,4,5-T	35	ND (0.014)	ND (0.015)	ND (0.016)	ND (0.015)	ND (0.016)	ND (0.015)

Table 2
Ground Water Sampling Results

Phase II Environmental Site Assessment
South Brooklyn Marine Terminal

Location ID	NYSDEC Ambient Water Quality Standards and Guidance Values*	TT-SB-22GW	TT-SB-23GW	TT-SB-27GW	TT-SB-30GW	TT-SB-31GW	GW-DUP01
Sampling Date		12/6/2021	12/7/2021	12/6/2021	12/6/2021	12/6/2021	12/7/2021
PCBs (ug/l)							
Aroclor 1016	-	ND (0.16)	ND (0.18)	ND (0.15)	ND (0.16)	ND (0.15)	ND (0.16)
Aroclor 1221	-	ND (0.34)	ND (0.38)	ND (0.32)	ND (0.35)	ND (0.32)	ND (0.34)
Aroclor 1232	-	ND (0.21)	ND (0.24)	ND (0.20)	ND (0.22)	ND (0.20)	ND (0.21)
Aroclor 1242	-	ND (0.19)	ND (0.21)	ND (0.18)	ND (0.19)	ND (0.18)	ND (0.18)
Aroclor 1248	-	ND (0.10)	ND (0.11)	ND (0.097)	ND (0.10)	ND (0.097)	ND (0.10)
Aroclor 1254	-	ND (0.34)	ND (0.38)	ND (0.32)	ND (0.34)	ND (0.32)	ND (0.33)
Aroclor 1260	-	ND (0.12)	ND (0.14)	ND (0.12)	ND (0.13)	ND (0.12)	ND (0.12)
Aroclor 1268	-	ND (0.14)	ND (0.16)	ND (0.13)	ND (0.14)	ND (0.13)	ND (0.14)
Aroclor 1262	-	ND (0.16)	ND (0.18)	ND (0.15)	ND (0.16)	ND (0.15)	ND (0.15)
Metals (ug/L)							
Aluminum	2000	7540	70900	5230	3950	1280	<200
Antimony	6	<6.0	<30 [c]	<6.0	<6.0	<6.0	<6.0
Arsenic	50	9.6	66.6 [c]	8.7	9.4	3.2	<15 [c]
Barium	2000	<200	1390	422	<200	<200	<200
Beryllium	3	<1.0	7.1 [c]	<1.0	1.1	<1.0	2
Cadmium	10	<3.0	<15 [c]	<3.0	3	<3.0	<3.0
Calcium	-	44100	318000	259000	155000	118000	219000
Chromium	100	11.9	140	11.7	<10	<10	<10
Cobalt	-	<50	98.4	<50	<50	<50	<50
Copper	1000	17.7	233 [c]	22.6	45.8	<10	<10
Iron	600	10000	376000	10600	10100	1940	275
Lead	50	20.3	258 [c]	73.5	26.6	12.1	<15 [c]
Magnesium	35000	5430	86600	38100	52000	8100	283000
Manganese	600	297	10700 [c]	2150	2770	463	20.5
Mercury	1.4	<0.20	0.8	<0.20	<0.20	<0.20	<0.20
Nickel	200	11.2	206	21	15.1	<10	<10
Potassium	-	<10000	38500	19900	11500	12000	193000
Selenium	20	<10	<50 [c]	<10	<10	<10	<10
Silver	100	<10	<50 [c]	<10	<10	<10	<10
Sodium	-	16000	170000	201000	494000	166000	4010000
Thallium	0.5	<10	<50 [c]	<10	<10	<10	<10
Vanadium	-	<50	209	<50	<50	<50	<50
Zinc	5000	56.8	501	48.9	53.7	<20	<20

Notes:
µg/L - micrograms per liter
NYSDEC - New York State Department of Environmental Conservation
*Ambient water quality guidance value
NA - Not Analyzed
- No criteria
ND- Indicates that the analyte was not detected above the sample-specific report
Values shaded blue detected above quantitation limit
Values shaded in orange exceeded the NYSDEC Ground Water Quality Standards
[a] Associated CCV outside of control limits high, sample was ND.
[b] Associated CCV outside of control limits high, sample was ND. This compound
[c] Elevated detection limit due to dilution required for high interfering element.

Table 3
Summary of Soil Sampling Results

Phase II Environmental Site Assessment
South Brooklyn Marine Terminal

Sample ID	NYSDOH Air Guideline Values	TT-SB-33SV	TT-SB-32SV	TT-SB-25SV	TT-SB-24SV	TT-SB-39SV	TT-SB-37SV	TT-SB-19SV	TT-SB-14SV	TT-SB-16SV	TT-SB-36SV	TT-SB-02SV	TT-SB-17SV	TT-SB-21SV	TT-SB-A
Lab Sample ID		JD36521-1	JD36521-2	JD36521-3	JD36521-4	JD36521-5	JD36521-6	JD36521-8	JD36521-9	JD36521-10	JD36521-11	JD36521-12	JD36521-13	JD36521-14	JD36521-7
Date Sampled		12/8/2021	12/8/2021	12/8/2021	12/8/2021	12/8/2021	12/8/2021	12/8/2021	12/8/2021	12/8/2021	12/8/2021	12/8/2021	12/8/2021	12/8/2021	12/8/2021
Matrix		Soil Vapor Comp.	Soil Vapor Comp.	Soil Vapor Comp.	Soil Vapor Comp.	Soil Vapor Comp.	Soil Vapor Comp.	Soil Vapor Comp.	Soil Vapor Comp.	Soil Vapor Comp.	Soil Vapor Comp.	Soil Vapor Comp.	Soil Vapor Comp.	Soil Vapor Comp.	Ambient Air Comp.
MS Volatiles (TO-15) - ug/m³															
Acetone (2-Propanone)	-	**49.2**	**12**	**56.8**	**75.8**	**86**	**12**	**39.7**	**47.5**	**41.6**	**26.1**	**3.8**	**4.8**	**12**	**4.3**
1,3-Butadiene	-	ND (0.10)	ND (0.10)	ND (0.10)	ND (0.10)	ND (0.082)	ND (0.10)	ND (0.10)	ND (0.10)	ND (0.10)	ND (0.10)	ND (0.10)	ND (0.10)	ND (0.18)	ND (0.082)
Benzene	-	**5.1**	**1.2**	**0.7**	**3.1**	**45.4**	**4.2**	ND (0.038)	**2.3**	**3.2**	**1.9**	**7.7**	**3**	**2.9**	**0.77**
Bromodichloromethane	-	ND (0.18)	ND (0.18)	ND (0.18)	ND (0.18)	ND (0.14)	ND (0.18)	ND (0.18)	ND (0.18)	ND (0.18)	ND (0.18)	ND (0.18)	ND (0.18)	ND (0.32)	ND (0.14)
Bromoform	-	ND (0.38)	ND (0.38)	ND (0.38)	ND (0.38)	ND (0.31)	ND (0.38)	ND (0.38)	ND (0.38)	ND (0.38)	ND (0.38)	ND (0.38)	ND (0.38)	ND (0.69)	ND (0.31)
Bromomethane	-	ND (0.085)	ND (0.085)	ND (0.085)	ND (0.085)	ND (0.070)	ND (0.085)	ND (0.085)	ND (0.085)	ND (0.085)	ND (0.085)	ND (0.085)	ND (0.085)	ND (0.15)	ND (0.070)
Bromoethene	-	ND (0.096)	ND (0.096)	ND (0.096)	ND (0.096)	ND (0.079)	ND (0.096)	ND (0.096)	ND (0.096)	ND (0.096)	ND (0.096)	ND (0.096)	ND (0.096)	ND (0.17)	ND (0.079)
Benzyl Chloride	-	ND (0.29)	ND (0.29)	ND (0.29)	ND (0.29)	ND (0.23)	ND (0.29)	ND (0.29)	ND (0.29)	ND (0.29)	ND (0.29)	ND (0.29)	ND (0.29)	ND (0.52)	ND (0.23)
Carbon disulfide	-	**80**	**5.9**	**1.6**	**408**	**476**	**2.4**	**0.34 J**	ND (0.075)	**17**	**1.6**	**0.37 J**	**4**	ND (0.13)	ND (0.059)
Chlorobenzene	-	ND (0.12)	ND (0.12)	ND (0.12)	ND (0.12)	ND (0.097)	ND (0.12)	ND (0.12)	ND (0.12)	ND (0.12)	ND (0.12)	ND (0.12)	ND (0.12)	ND (0.22)	ND (0.097)
Chloroethane	-	ND (0.13)	**1.7**	ND (0.13)	ND (0.13)	ND (0.10)	ND (0.13)	ND (0.13)	ND (0.13)	ND (0.13)	ND (0.13)	ND (0.13)	ND (0.13)	ND (0.23)	ND (0.10)
Chloroform	-	ND (0.098)	**9.8**	**0.49 J**	ND (0.098)	ND (0.078)	**0.78 J**	ND (0.098)	**0.88 J**	**1.7**	**2**	**1.3**	**24**	ND (0.18)	ND (0.078)
Chloromethane	-	**0.31 J**	**1.2**	ND (0.031)	**0.41**	**0.27 J**	ND (0.031)	ND (0.031)	ND (0.031)	**0.20 J**	ND (0.031)	ND (0.031)	ND (0.031)	**0.74**	**0.87**
3-Chloropropene	-	ND (0.13)	ND (0.13)	ND (0.13)	ND (0.13)	ND (0.10)	ND (0.13)	ND (0.13)	ND (0.13)	ND (0.13)	ND (0.13)	ND (0.13)	ND (0.13)	ND (0.22)	ND (0.10)
2-Chlorotoluene	-	ND (0.13)	ND (0.13)	ND (0.13)	ND (0.13)	ND (0.10)	ND (0.13)	ND (0.13)	ND (0.13)	ND (0.13)	ND (0.13)	ND (0.13)	ND (0.13)	ND (0.23)	ND (0.10)
Carbon tetrachloride	-	ND (0.15)	**1.5**	ND (0.15)	ND (0.15)	ND (0.12)	ND (0.15)	ND (0.15)	ND (0.15)	ND (0.15)	ND (0.15)	ND (0.15)	ND (0.15)	ND (0.26)	ND (0.12)
Cyclohexane	-	**372**	**1.3**	**7.9**	**56.5**	**134**	ND (0.076)	ND (0.076)	ND (0.076)	**1.9**	**0.55 J**	**0.38 J**	**2.1**	**11**	**0.27 J**
1,1-Dichloroethane	-	ND (0.049)	**1.1**	ND (0.049)	ND (0.049)	ND (0.038)	ND (0.049)	ND (0.049)	**0.61 J**	ND (0.049)	**4**	ND (0.049)	**6.5**	ND (0.085)	ND (0.038)
1,1-Dichloroethylene	-	ND (0.067)	ND (0.067)	ND (0.067)	ND (0.067)	**4**	ND (0.067)	ND (0.067)	ND (0.067)	ND (0.067)	ND (0.067)	ND (0.067)	ND (0.067)	ND (0.12)	ND (0.052)
1,2-Dibromoethane (EDB)	-	ND (0.14)	ND (0.14)	ND (0.14)	ND (0.14)	ND (0.11)	ND (0.14)	ND (0.14)	ND (0.14)	ND (0.14)	ND (0.14)	ND (0.14)	ND (0.14)	ND (0.25)	ND (0.11)
1,2-Dichloroethane	-	ND (0.085)	ND (0.085)	ND (0.085)	ND (0.085)	ND (0.069)	ND (0.085)	ND (0.085)	ND (0.085)	ND (0.085)	ND (0.085)	ND (0.085)	ND (0.085)	ND (0.15)	ND (0.069)
1,2-Dichloropropane	-	ND (0.088)	ND (0.088)	ND (0.088)	ND (0.088)	ND (0.069)	ND (0.088)	ND (0.088)	ND (0.088)	ND (0.088)	ND (0.088)	ND (0.088)	ND (0.088)	ND (0.16)	ND (0.069)
1,4-Dioxane	-	ND (0.19)	ND (0.19)	ND (0.19)	ND (0.19)	ND (0.15)	**0.86**	ND (0.19)	**1.1**	ND (0.19)	ND (0.19)	ND (0.19)	ND (0.19)	ND (0.34)	ND (0.15)
Dichlorodifluoromethane	-	**0.99**	**1.4**	**1.6**	**1.9**	**1.7**	**2.1**	**1.2**	**1.2**	**1.6**	**1.3**	**0.94 J**	**1.2**	**1.5 J**	**1.8**
Dibromochloromethane	-	ND (0.28)	ND (0.28)	ND (0.28)	ND (0.28)	ND (0.23)	ND (0.28)	ND (0.28)	ND (0.28)	ND (0.28)	ND (0.28)	ND (0.28)	ND (0.28)	ND (0.51)	ND (0.23)
trans-1,2-Dichloroethylene	-	ND (0.029)	ND (0.029)	ND (0.029)	**0.63 J**	**7.1**	ND (0.029)	ND (0.029)	ND (0.029)	ND (0.029)	ND (0.029)	ND (0.029)	ND (0.029)	ND (0.052)	ND (0.023)
cis-1,2-Dichloroethylene	-	ND (0.048)	ND (0.048)	ND (0.048)	**5.9**	**4.8**	ND (0.048)	ND (0.048)	ND (0.048)	ND (0.048)	ND (0.048)	ND (0.048)	ND (0.048)	ND (0.083)	ND (0.037)
cis-1,3-Dichloropropene	-	ND (0.091)	ND (0.091)	ND (0.091)	ND (0.091)	ND (0.073)	ND (0.091)	ND (0.091)	ND (0.091)	ND (0.091)	ND (0.091)	ND (0.091)	ND (0.091)	ND (0.16)	ND (0.073)
m-Dichlorobenzene	-	ND (0.11)	ND (0.11)	ND (0.11)	ND (0.11)	ND (0.090)	ND (0.11)	ND (0.11)	ND (0.11)	ND (0.11)	ND (0.11)	ND (0.11)	ND (0.11)	ND (0.20)	ND (0.090)
o-Dichlorobenzene	-	ND (0.13)	**0.84**	ND (0.13)	ND (0.13)	ND (0.10)	ND (0.13)	ND (0.13)	ND (0.13)	ND (0.13)	ND (0.13)	ND (0.13)	ND (0.13)	ND (0.23)	ND (0.10)
p-Dichlorobenzene	-	ND (0.11)	ND (0.11)	ND (0.11)	ND (0.11)	ND (0.084)	ND (0.11)	ND (0.11)	ND (0.11)	ND (0.11)	ND (0.11)	ND (0.11)	ND (0.11)	ND (0.19)	ND (0.084)
trans-1,3-Dichloropropene	-	ND (0.091)	ND (0.091)	ND (0.091)	ND (0.091)	ND (0.073)	ND (0.091)	ND (0.091)	ND (0.091)	ND (0.091)	ND (0.091)	ND (0.091)	ND (0.091)	ND (0.16)	ND (0.073)
Ethanol	-	**3.8**	**3**	**21.7**	**11**	**7**	**4.9**	**7.7**	**12**	**7.7**	**5.3**	**2.3**	**4**	**14**	**11**
Ethylbenzene	-	ND (0.065)	**1.2**	**0.61 J**	**1**	**2.9**	**1.3**	**0.52 J**	**1.4**	**0.96**	**0.87**	**0.83 J**	**1.4**	**0.42 J**	ND (0.052)
Ethyl Acetate	-	ND (0.14)	**4.3**	**8.3**	**10**	**15**	**20**	**4**	**4**	**4.3**	**5**	**4**	ND (0.14)	**30**	**65.1**
4-Ethyltoluene	-	**21**	**2.7**	**0.98**	**2.1**	ND (0.12)	**2.8**	**1.4**	**2.6**	**1.7**	**2.3**	**2.2**	**2.6**	ND (0.26)	ND (0.12)
Freon 113	-	ND (0.13)	ND (0.13)	ND (0.13)	ND (0.13)	ND (0.11)	**4.6**	**0.29 J**	ND (0.13)	ND (0.13)	ND (0.13)	ND (0.13)	ND (0.13)	ND (0.24)	ND (0.11)
Freon 114	-	ND (0.13)	ND (0.13)	ND (0.13)	**1.1**	ND (0.10)	ND (0.13)	ND (0.13)	ND (0.13)	ND (0.13)	ND (0.13)	ND (0.13)	ND (0.13)	ND (0.24)	ND (0.10)
Heptane	-	**422**	**0.78 J**	**1.7**	**4.9**	**120**	**1.2**	**2**	**3.6**	**3.6**	**1.6**	**0.49 J**	**0.94**	**3.5**	ND (0.057)
Hexachlorobutadiene	-	ND (0.49)	ND (0.49)	ND (0.49)	ND (0.49)	ND (0.38)	**1.6**	ND (0.49)	ND (0.49)	ND (0.49)	ND (0.49)	ND (0.49)	ND (0.49)	ND (0.87)	ND (0.38)
Hexane	-	**76.8**	**1.1**	**1.6**	**5.3**	**206**	**1.6**	**0.95**	**2.5**	**4.2**	**1.4**	**0.99**	**1.7**	**7.8**	**0.49 J**
2-Hexanone	-	ND (0.15)	ND (0.15)	**7.8**	**13**	ND (0.12)	ND (0.15)	**19**	ND (0.15)	**22**	**13**	**1.9**	ND (0.15)	ND (0.27)	ND (0.12)
Isopropyl Alcohol	-	**1.2**	**0.88**	**6.4**	**1.2**	**1.4**	**1.5**	**0.79**	**2.7**	**0.93**	**0.86**	**0.47 J**	**1.1**	**1.8**	**2.2**
Methylene chloride	60	**0.73**	**0.87**	**0.8**	**2.3**	**1.1**	**1.4**	**0.52 J**	ND (0.052)	ND (0.052)	ND (0.052)	**0.69**	ND (0.052)	ND (0.090)	**0.83**
Methyl ethyl ketone	-	**13**	**6.8**	**70.2**	**92.9**	**81.7**	**16**	**107**	**119**	**121**	**72**	**5**	**8.6**	**2.9**	**0.41 J**
Methyl Isobutyl Ketone	-	ND (0.15)	ND (0.15)	ND (0.15)	ND (0.15)	ND (0.12)	ND (0.15)	ND (0.15)	ND (0.15)	ND (0.15)	ND (0.15)	ND (0.15)	ND (0.15)	ND (0.26)	ND (0.12)
Methyl Tert Butyl Ether	-	ND (0.069)	ND (0.069)	**2.7**	ND (0.069)	ND (0.054)	ND (0.069)	ND (0.069)	ND (0.069)	ND (0.069)	ND (0.069)	ND (0.069)	ND (0.069)	ND (0.12)	ND (0.054)
Methylmethacrylate	-	ND (0.14)	ND (0.14)	ND (0.14)	ND (0.14)	ND (0.11)	ND (0.14)	ND (0.14)	ND (0.14)	ND (0.14)	ND (0.14)	ND (0.14)	ND (0.14)	ND (0.24)	ND (0.11)
Propylene	-	**58.6**	**17**	**11**	ND (0.027)	ND (0.022)	ND (0.027)	**10**	**16**	**27.1**	ND (0.027)	ND (0.027)	**5.2**	ND (0.048)	ND (0.022)
Styrene	-	ND (0.081)	**0.89**	**0.60 J**	**0.55 J**	**0.43 J**	**0.72 J**	**0.77 J**	**0.60 J**	**0.94**	**0.55 J**	**0.85**	**1.1**	ND (0.14)	ND (0.064)
1,1,1-Trichloroethane	-	ND (0.18)	**21**	ND (0.18)	ND (0.18)	ND (0.15)	ND (0.18)	**4.9**	**1.3**	**3.4**	**3.1**	**1.1**	**29**	ND (0.32)	ND (0.15)
1,1,2,2-Tetrachloroethane	-	ND (0.19)	ND (0.19)	ND (0.19)	ND (0.19)	ND (0.15)	ND (0.19)	ND (0.19)	ND (0.19)	ND (0.19)	ND (0.19)	ND (0.19)	ND (0.19)	ND (0.34)	ND (0.15)
1,1,2-Trichloroethane	-	ND (0.16)	ND (0.16)	ND (0.16)	ND (0.16)	ND (0.13)	ND (0.16)	ND (0.16)	ND (0.16)	ND (0.16)	ND (0.16)	ND (0.16)	ND (0.16)	ND (0.29)	ND (0.13)
1,2,4-Trichlorobenzene	-	ND (0.66)	ND (0.66)	ND (0.66)	ND (0.66)	ND (0.53)	**0.97**	ND (0.66)	ND (0.66)	ND (0.66)	ND (0.66)	ND (0.66)	ND (0.66)	ND (1.2)	ND (0.53)
1,2,4-Trimethylbenzene	-	**11**	**2.6**	**0.93 J**	**1.6**	**1.2**	**2.3**	**1.3**	**2.1**	**1.3**	**2.7**	**2**	**2.2**	ND (0.29)	ND (0.13)
1,3,5-Trimethylbenzene	-	**16**	**0.74 J**	ND (0.17)	ND (0.17)	**0.46 J**	**0.79 J**	ND (0.17)	**0.64 J**	ND (0.17)	**1**	**0.54 J**	**0.59 J**	ND (0.29)	ND (0.13)
2,2,4-Trimethylpentane	-	ND (0.10)	**0.65 J**	**0.65 J**	**75.7**	**58.4**	**0.56 J**	ND (0.10)	**1.1**	**1.4**	ND (0.10)	ND (0.10)	**1.7**	ND (0.18)	**0.43 J**
Tertiary Butyl Alcohol	-	**2.8**	**3.6**	**2.8**	**4.2**	**3**	**3.3**	**2.8**	**8.8**	**4.5**	**2.8**	**0.73**	**2.1**	ND (0.076)	ND (0.033)
Tetrachloroethylene	-	**2.8**	**5.3**	**8.1**	**4.7**	**5**	**11**	**2**	**5.8**	**5.8**	**1.9**	**2.9**	**5.1**	ND (0.37)	**0.36**
Tetrahydrofuran	-	ND (0.15)	**0.35 J**	ND (0.15)	ND (0.15)	ND (0.12)	**14**	ND (0.15)	ND (0.15)	ND (0.15)	ND (0.15)	ND (0.15)	**0.77**	ND (0.27)	ND (0.12)
Toluene	-	**51.6**	**3.4**	**1.7**	**2.8**	**11**	**4.9**	**1.5**	**3.4**	**4.9**	**2.1**	**2**	**5.3**	**2.3**	**1.5**
Trichloroethylene	-	ND (0.10)	**0.7**	**12**	ND (0.10)	ND (0.081)	**1.5**	ND (0.10)	ND (0.10)	**1**	ND (0.10)	ND (0.10)	ND (0.10)	ND (0.18)	ND (0.081)
Trichlorofluoromethane	-	ND (0.16)	**0.96**	**1**	**0.62**	**0.46**	**20**	**0.62**	**0.55 J**	**1.3**	**1.1**	ND (0.16)	**0.9**	**1.1**	**1.1**
Vinyl chloride	-	ND (0.056)	ND (0.056)	ND (0.056)	**0.87**	**95.3**	ND (0.056)	ND (0.056)	ND (0.056)	ND (0.056)	ND (0.056)	ND (0.056)	ND (0.056)	ND (0.10)	ND (0.046)
Vinyl Acetate	-	ND (0.12)	ND (0.12)	ND (0.12)	ND (0.12)	ND (0.095)	ND (0.12)	ND (0.12)	ND (0.12)	ND (0.12)	ND (0.12)	ND (0.12)	ND (0.12)	ND (0.21)	ND (0.095)
m,p-Xylene	-	**91.2**	**4.8**	**1.9**	**4.1**	**6.5**	**5.2**	**2.2**	**4.8**	**3.3**	**3.1**	**2.9**	**4.8**	**1.3 J**	**0.91**
o-Xylene	-	**45.2**	**2.2**	**0.91**	**1.7**	ND (0.061)	**1.9**	**0.87**	**2**	**1.3**	**1.4**	**1.2**	**1.9**	ND (0.13)	ND (0.061)
Xylenes (total)	-	**136**	**6.9**	**2.7**	**5.6**	**6.5**	**6.9**	**3**	**6.9**	**4.8**	**4.3**	**4.1**	**6.5**	**1.3 J**	**0.91**

Notes:
ug/m^3 - micrograms per cubic meter
NYSDOH - New York State Department of Health
ND - The compound was not detected at the indicated concentration.
J - Estimated value as given concentration below the quantification limit
- No criteria
Values in bold were detected

Appendix A – Soil Boring Logs

BORING NUMBER: TT-SB-01

Field Boring Log Sheet

TETRA TECH

Project:	SBMT - Equinor	Date Started	11/18/2021
Project #:	194-1247-0003	Date Completed:	11/18/2021
Boring #:	TT-SB-01	Groundwater Depth (ft):	9.0'bgs.
Total Depth (ft):	10'bgs.	Ground Elevation (ft):	NA
Geologist:	A.Valli	X Coordinate:	
Driller:	Cascade/ADT	Y Coordinate:	
Drilling/Sampling Method:	GeoProbe 7728	GPS Datum:	NAD83

Sample ID	Depth (ft)	Blow Count per/6"	Recovery (ft)	USCS Soil Classicfication or Material	Color	Lithology	Description	Time	Date	PID (ppm)	Comments
TT-SB-01 0-5			NA	CONCRETE	Gt		0.0-1.0' Concrete	12:00	11/18/2021	0.0	Cleared to 5' using hand tools and air knife.
				FILL	Dk.Br./Bl		1.0-1.5' F-M SAND, some Brick and Metal, little Silt and F Gravel			0.0	
					Bl.		1.5-5.0' F-M SAND and F GRAVEL, little Brick, Concrete and Ash, Tr Silt.			0.0	
										0.0	
	5.0									0.0	
TT-SB-01 5-10 Run#1			26"	SW	Br.		5.0-10.0' F SAND, some Silt and F Gravel, little Brick.	11:50	11/18/2021	0.0	Collected Soil Sample TT-SB-01-6.5-8.5 @ 1223
										0.0	
										0.0	
										0.0	
	10.0									0.0	
							End of Boring at 10'bgs.				
	15.0										
	20.0										
	25.0										
	30.0										
	35.0										
	40.0										
	45.0										

Notes: Patched on 12/09/2021

BORING NUMBER: TT-SB-02

Field Boring Log Sheet

TETRA TECH

Project:	SBMT - Equinor	Date Started	11/18/2021
Project #:	194-1247-0003	Date Completed:	11/18/2021
Boring #:	TT-SB-02	Groundwater Depth (ft):	9.0'bgs.
Total Depth (ft):	10'bgs.	Ground Elevation (ft):	NA
Geologist:	A.Valli	X Coordinate:	
Driller:	Cascade/ADT	Y Coordinate:	
Drilling/Sampling Method:	GeoProbe 7728	GPS Datum:	NAD83

Sample ID	Depth (ft)	Blow Count per/6"	Recovery (ft)	USCS Soil Classicfication or Material	Color	Lithology	Description	Time	Date	PID (ppm)	Comments
TT-SB-02 0-5			NA	CONCRETE	Gt		0.0-1.0' Concrete	13:28	11/18/2021	0.0	Cleared to 5' using hand tools and air knife.
				FILL	Bl.		1.0-3.0' F-M SAND, some F-M Gravel and Ash, little Silt.			0.0	
										0.0	
					Br.		3.0-5.0' F-M SAND and F GRAVEL, little Brick, Concrete and Ash, Tr Silt.			0.0	
	5.0									0.0	
TT-SB-02 5-10 Run#1			26"	SW	Br.		5.0-10.0' F SAND, some F-M Gravel and Silt.	13:36	11/18/2021	0.0	Collected Soil Sample TT-SB-02- 7.0-9.0 @ 1340
										0.0	
										0.0	
										0.0	
	10.0									0.0	
TT-SB-02 10-15 Run#2			32"	SW	Gr./Br.		10.0-15.0' F-M SAND, little Silt, Saturated.	13:45	11/18/2021	0.0	
										0.0	
										0.0	
										0.0	
	15.0									0.0	
							End of Boring at 15'bgs. Installed soil vapor point				
	20.0										
	25.0										
	30.0										
	35.0										
	40.0										
	45.0										

Notes: Collected GW Sample (TT-SB-02GW) on 12/07/2021 @ 1535
Collected SV Samplie (TT-SB-02SV) on 12/09/2021 @0920
Patched on 12/09/2021

BORING NUMBER: TT-SB-03

Field Boring Log Sheet

TETRA TECH

Project:	SBMT - Equinor	Date Started	11/19/2021
Project #:	194-1247-0003	Date Completed:	11/19/2021
Boring #:	TT-SB-03	Groundwater Depth (ft):	9.0'bgs.
Total Depth (ft):	10'bgs.	Ground Elevation (ft):	NA
Geologist:	A.Valli	X Coordinate:	
Driller:	Cascade/ADT	Y Coordinate:	
Drilling/Sampling Method:	GeoProbe 7728	GPS Datum:	NAD83

Sample ID	Depth (ft)	Blow Count per/6"	Recovery (ft)	USCS Soil Classicfication or Material	Color	Lithology	Description	Time	Date	PID (ppm)	Comments
TT-SB-03 0-5			NA	CONCRETE	Gr.		0.0-1.0' Concrete	9:08	11/19/2021	0.0	Cleared to 5' using hand tools and air knife.
				FILL	Br.		1.0-2.0' F SAND, little Silt and F Gravel, tr Metal and Concrete.			0.0	
							2.0-5.0' F-M SAND, some F-M Gravel, Brick and Concrete, tr. Silt.			0.0	
										0.0	
	5.0									0.0	
TT-SB-03 5-10 Run#1			42"		Br.		5.0-7.0' Br. F SAND, some F Gravel, Brick and Conrete, tr. Silt.	9:10	11/19/2021	0.0	Collected Soil Sample TT-SB-03- 7.0-9.0 @ 09:26
										0.0	
				SW	Gr./Br.		7.0-10.0' Gr.Br. F-M SAND, little Silt and F Gravel. Wet at 9.0'			0.0	
										0.0	
	10.0									0.0	
							End of Boring at 10'bgs.				
	15.0										
	20.0										
	25.0										
	30.0										
	35.0										
	40.0										
	45.0										

Notes: Patched on 11/19/2021

BORING NUMBER: TT-SB-04

Field Boring Log Sheet

TETRA TECH

Project:	SBMT - Equinor	Date Started	11/19/2021
Project #:	194-1247-0003	Date Completed:	11/19/2021
Boring #:	TT-SB-04	Groundwater Depth (ft):	9.5'bgs.
Total Depth (ft):	10'bgs.	Ground Elevation (ft):	NA
Geologist:	A.Valli	X Coordinate:	
Driller:	Cascade/ADT	Y Coordinate:	
Drilling/Sampling Method:	GeoProbe 7728	GPS Datum:	NAD83

Sample ID	Depth (ft)	Blow Count per/6"	Recovery (ft)	USCS Soil Classicfication or Material	Color	Lithology	Description	Time	Date	PID (ppm)	Comments
TT-SB-04 0-5			NA	CONCRETE	Gr.		0.0-2.0' Concrete	10:23	11/19/2021	0.0	Cleared to 5' using hand tools and air knife.
										0.0	
				FILL	Br.		2.0-5.0' F-M SAND, some F-M Gravel, Brick and Concrete, tr. Silt.			0.0	
										0.0	
	5.0									0.0	
TT-SB-04 5-10 Run#1			40"		Br.		5.0-9.5' Br. F SAND, some F-M Gravel, Brick, Metal and Conrete, little Silt	10:30	11/19/2021	0.0	Collected Soil Sample TT-SB-04- 7.5-9.5 @ 10:41
										0.0	
										0.0	
										0.0	
	10.0			SW	Gr./Br.		9.5-10.0' Gr.Br. F-M SAND, little Silt and F Gravel.			0.0	
							End of Boring at 10'bgs.				
	15.0										
	20.0										
	25.0										
	30.0										
	35.0										
	40.0										
	45.0										

Notes: Patched on 11/19/2021

BORING NUMBER: TT-SB-05

Field Boring Log Sheet

TETRA TECH

Project:	SBMT - Equinor	Date Started	11/19/2021
Project #:	194-1247-0003	Date Completed:	11/19/2021
Boring #:	TT-SB-05	Groundwater Depth (ft):	8.5'bgs.
Total Depth (ft):	10'bgs.	Ground Elevation (ft):	NA
Geologist:	A.Valli	X Coordinate:	
Driller:	Cascade/ADT	Y Coordinate:	
Drilling/Sampling Method:	GeoProbe 7728	GPS Datum:	NAD83

Sample ID	Depth (ft)	Blow Count per/6"	Recovery (ft)	USCS Soil Classicfication or Material	Color	Lithology	Description	Time	Date	PID (ppm)	Comments
TT-SB-05 0-5			NA	ASPHALT	Bl.		0.0-0.5'6" Asphalt and subbase.	13:30	11/19/2021	0.0	Cleared to 5' using hand tools and air knife.
				FILL	Br.		0.5-6.0' Br. F SAND and Brick			0.0	
										0.0	
										0.0	
	5.0									0.0	
TT-SB-05 5-10 Run#1			43"					13:44	11/19/2021	0.0	Collected Soil Sample TT-SB-05- 6.5-8.5 @ 13:50 (w/ Dupicate Sample DUP-01)
				SW	Br.		6.0-9.0' Fine SAND, some Gravel, Brick and wood, little Silt.			0.0	
										11.8	
										0.0	
	10.0			SP	Gr./Br.		9.0-10.0' Gr.Br. F-M SAND, little Silt and F Gravel.			0.0	
							End of Boring at 10'bgs.				
	15.0										
	20.0										
	25.0										
	30.0										
	35.0										
	40.0										
	45.0										

Notes: Patched on 11/19/2021

BORING NUMBER: TT-SB-06

Field Boring Log Sheet

TETRA TECH

Project:	SBMT - Equinor	Date Started	11/22/2021
Project #:	194-1247-0003	Date Completed:	12/9/2021
Boring #:	TT-SB-06	Groundwater Depth (ft):	7.0'bgs.
Total Depth (ft):	10'bgs.	Ground Elevation (ft):	NA
Geologist:	A.Valli	X Coordinate:	
Driller:	Cascade/ADT	Y Coordinate:	
Drilling/Sampling Method:	GeoProbe 7728	GPS Datum:	NAD83

Sample ID	Depth (ft)	Blow Count per/6"	Recovery (ft)	USCS Soil Classicfication or Material	Color	Lithology	Description	Time	Date	PID (ppm)	Comments
TT-SB-06 0-5			NA	ASPHALT	Bl.		0.0-0.5' Asphalt and subbase.	9:15	11/22/2021	0.0	Cleared to 5' using hand tools and air knife.
				FILL	Br.		0.5-5.0' F SAND, some F-M Gravel, Concrete and Brick, little Silt.			0.0	
										0.0	
										0.0	
	5.0									0.0	
TT-SB-06 5-10 Run#1			41"	SW	Rd Br.		5.0-7.0' Fine SAND, little F Gravel and Silt.	9:22	11/22/2021	0.0	Collected Soil Sample TT-SB-06- 5.0-7.0 @ 13:50
										0.0	
				SP	Dk. Br.		7.0-10.0' F-M SAND, some F Gravel, tr. Silt, Wet.			0.0	
										0.0	
	10.0									0.0	
							End of Boring at 10'bgs. Installed 1" Temp well to 15'bgs (10' of 0.020 slot Screen and 5' of Riser)				
	15.0										
	20.0										
	25.0										
	30.0										
	35.0										
	40.0										
	45.0										

Notes: Collected GW sample TT-SB-06GW on 12/07/2021 @ 14:20
Patched on 12/09/2021

BORING NUMBER: TT-SB-07

Field Boring Log Sheet

TETRA TECH

Project:	SBMT - Equinor	Date Started	11/22/2021
Project #:	194-1247-0003	Date Completed:	11/22/2021
Boring #:	TT-SB-07	Groundwater Depth (ft):	8.0'bgs.
Total Depth (ft):	10'bgs.	Ground Elevation (ft):	NA
Geologist:	A.Valli	X Coordinate:	
Driller:	Cascade/ADT	Y Coordinate:	
Drilling/Sampling Method:	GeoProbe 7728	GPS Datum:	NAD83

Sample ID	Depth (ft)	Blow Count per/6"	Recovery (ft)	USCS Soil Classicfication or Material	Color	Lithology	Description	Time	Date	PID (ppm)	Comments
TT-SB-07 0-5			NA	ASPHALT	Bl.		0.0-0.5' Asphalt and subbase.	12:05	11/22/2021	0.0	Cleared to 5' using hand tools and air knife.
				FILL	Dk. Br.		0.5-5.0' F SAND, Gravel Brick and Concrete, little Silt and Wood.			0.0	
										0.0	
										0.0	
	5.0									0.0	
TT-SB-07 5-10 Run#1			32"		Bl.		5.0-6.0' Fine SAND, some F Gravel, Concrete and Wood.	12:11	11/22/2021	0.0	Collected Soil Sample TT-SB-07- 6.0-8.0 @ 12:23
										0.0	
				SP	Bl.		6.0-10.0' F-M SAND, some F-M Gravel. Saturated			0.0	
										0.0	
	10.0									0.0	
							End of Boring at 10'bgs.				
	15.0										
	20.0										
	25.0										
	30.0										
	35.0										
	40.0										
	45.0										

Notes: Patched on 11/22/2021

BORING NUMBER: TT-SB-08

Field Boring Log Sheet

TETRA TECH

Project:	SBMT - Equinor	Date Started	11/22/2021
Project #:	194-1247-0003	Date Completed:	11/22/2021
Boring #:	TT-SB-08	Groundwater Depth (ft):	9.0'bgs.
Total Depth (ft):	10'bgs.	Ground Elevation (ft):	NA
Geologist:	A.Valli	X Coordinate:	
Driller:	Cascade/ADT	Y Coordinate:	
Drilling/Sampling Method:	GeoProbe 7728	GPS Datum:	NAD83

Sample ID	Depth (ft)	Blow Count per/6"	Recovery (ft)	USCS Soil Classicfication or Material	Color	Lithology	Description	Time	Date	PID (ppm)	Comments
TT-SB-08 0-5			NA	ASPHALT	Bl.		0.0-0.5' Asphalt and subbase.	13:40	11/22/2021	0.0	Cleared to 5' using hand tools and air knife.
				FILL	Dk. Br/Bl.		0.5-5.0' F SAND, some F Gravel, little concrete, petro odor.			2.0	
										5.0	
										10.0	
	5.0									16.0	
TT-SB-08 5-10 Run#1			29"	SW	Gr.		5.0-7.0' Fine SAND, some F-M Gravel, little Brick, gasoline odor.	13:50	11/22/2021	18.0	Collected Soil Sample TT-SB-08- @ 14:04 7.0-9.0 High PID at 7.5'
										32.7	
										87.9	
				SP	Gr./Br.		7.0-10.0' F-M SAND, little F Gravel and Silt. Saturated @ 9.0'bgs			61.1	
	10.0									3.2	
							End of Boring at 10'bgs.				
	15.0										
	20.0										
	25.0										
	30.0										
	35.0										
	40.0										
	45.0										

Notes: Patched on 11/22/2021

BORING NUMBER: TT-SB-09

Field Boring Log Sheet

TETRA TECH

Project:	SBMT - Equinor	Date Started	11/23/2021
Project #:	194-1247-0003	Date Completed:	11/23/2021
Boring #:	TT-SB-09	Groundwater Depth (ft):	7.0'bgs.
Total Depth (ft):	10'bgs.	Ground Elevation (ft):	NA
Geologist:	A.Valli	X Coordinate:	
Driller:	Cascade/ADT	Y Coordinate:	
Drilling/Sampling Method:	GeoProbe 7728	GPS Datum:	NAD83

Sample ID	Depth (ft)	Blow Count per/6"	Recovery (ft)	USCS Soil Classicfication or Material	Color	Lithology	Description	Time	Date	PID (ppm)	Comments
TT-SB-09 0-5			NA	ASPHALT	Bl.		0.0-0.5' Asphalt and subbase.	8:45	11/23/2021	0.0	Cleared to 5' using hand tools and air knife.
				FILL	Dk. Br/Bl.		0.5-6.0' F SAND, F Gravel, concrete, brick and wood, slight petro odor.			0.0	
										0.0	
										0.8	
	5.0									2.3	
TT-SB-09 5-10 Run#1			44"					8:51	11/23/2021	3.2	Collected Soil Sample TT-SB-09- @ 09:15 5.0-7.0 High PID at 5.5'
				SW	Br.		6.0-8.0' F SAND, some F Gravel, little brick and wood, slight petro odor. Wet @ 7.0'bgs			3.0	
										0.0	
				SP	Gr./Br.		8.0-10.0' F-M SAND, little F Gravel, tr Silt. Saturated			0.0	
	10.0									0.0	
							End of Boring at 10'bgs.				
	15.0										
	20.0										
	25.0										
	30.0										
	35.0										
	40.0										
	45.0										

Notes: Patched on 11/23/2021

BORING NUMBER: TT-SB-10

Field Boring Log Sheet

TETRA TECH

Project:	SBMT - Equinor	Date Started	11/23/2021
Project #:	194-1247-0003	Date Completed:	11/23/2021
Boring #:	TT-SB-10	Groundwater Depth (ft):	9.0'bgs.
Total Depth (ft):	10'bgs.	Ground Elevation (ft):	NA
Geologist:	A.Valli	X Coordinate:	
Driller:	Cascade/ADT	Y Coordinate:	
Drilling/Sampling Method:	GeoProbe 7728	GPS Datum:	NAD83

Sample ID	Depth (ft)	Blow Count per/6"	Recovery (ft)	USCS Soil Classicfication or Material	Color	Lithology	Description	Time	Date	PID (ppm)	Comments
TT-SB-10 0-5			NA	ASPHALT	Bl.		0.0-0.5' Asphalt and subbase.	10:45	11/23/2021	0.0	Cleared to 5' using hand tools and air knife.
				FILL	Bl.		0.5-3.0' F SAND and GRAVEL, little concrete and brick.			0.0	
										0.0	
							3.0-4.5' Brick			0.0	
	5.0									0.0	
TT-SB-10 5-10 Run#1			34"	SW	Br.		5.0-7.0' F SAND and brick, little F Gravel	10:51	11/23/2021	2.5	Collected Soil Sample TT-SB-10- 7.0-9.0 @ 11:06
										3.2	
				SP	Bl.		7.0-10.0' F SAND and F-M Gravel, some wood and asphalt.			3.7	
										0.6	
	10.0									0.0	
							End of Boring at 10'bgs.				
	15.0										
	20.0										
	25.0										
	30.0										
	35.0										
	40.0										
	45.0										

Notes: Patched on 11/23/2021

BORING NUMBER: TT-SB-11

Field Boring Log Sheet

TETRA TECH

Project:	SBMT - Equinor	Date Started	11/23/2021
Project #:	194-1247-0003	Date Completed:	11/23/2021
Boring #:	TT-SB-11	Groundwater Depth (ft):	8.5'bgs.
Total Depth (ft):	10'bgs.	Ground Elevation (ft):	NA
Geologist:	A.Valli	X Coordinate:	
Driller:	Cascade/ADT	Y Coordinate:	
Drilling/Sampling Method:	GeoProbe 7728	GPS Datum:	NAD83

Sample ID	Depth (ft)	Blow Count per/6"	Recovery (ft)	USCS Soil Classicfication or Material	Color	Lithology	Description	Time	Date	PID (ppm)	Comments
TT-SB-11 0-5			NA	ASPHALT	Bl.		0.0-0.5' Asphalt and subbase.	13:15	11/23/2021	0.0	Cleared to 5' using hand tools and air knife.
				FILL	Br.		0.5-3.0' Compacted Gravel			0.0	
										0.0	
							3.0-6.0' F SAND, some F Gravel, brick and concrete.			0.0	
	5.0									1.2	
TT-SB-11 5-10 Run#1			48"					13:20	11/23/2021	0.8	Collected Soil Sample TT-SB-11- 6.5-8.5 @ 13:35 PID in Headspace - 10.5
				SW	Bl.		6.0-8.0' F SAND, some F Gravel, little Silt, Moist, slight petro odor			1.0	
										1.2	
				SP	Bl./Dk.Br.		8.0-10.0' F-M SAND, little F Gravel, tr. Silt - Wet at 8.5'bgs			0.6	
	10.0									0.0	
							End of Boring at 10'bgs.				
	15.0										
	20.0										
	25.0										
	30.0										
	35.0										
	40.0										
	45.0										

Notes: Patched on 11/23/2021

BORING NUMBER: TT-SB-12

Field Boring Log Sheet

TETRA TECH

Project:	SBMT - Equinor	Date Started	11/24/2021
Project #:	194-1247-0003	Date Completed:	12/7/2021
Boring #:	TT-SB-12	Groundwater Depth (ft):	9.0'bgs.
Total Depth (ft):	10'bgs.	Ground Elevation (ft):	NA
Geologist:	A.Valli	X Coordinate:	
Driller:	Cascade/ADT	Y Coordinate:	
Drilling/Sampling Method:	GeoProbe 7728	GPS Datum:	NAD83

Sample ID	Depth (ft)	Blow Count per/6"	Recovery (ft)	USCS Soil Classicfication or Material	Color	Lithology	Description	Time	Date	PID (ppm)	Comments
TT-SB-12 0-5			NA	ASPHALT	Bl.		0.0-0.5'6" Asphalt and subbase.	8:30	11/24/2021	0.0	Cleared to 5' using hand tools and air knife.
				FILL	Bl.		0.5-5.0' F SAND and F-M Gravel, some brick, wood and concrete.			0.0	
										0.0	
										0.0	
	5.0									0.0	
TT-SB-12 5-10 Run#1			22"		Bl./Br.		5.0-8.0' F SAND, some F-M Gravel, little brick, wood and concrete.	8:55	11/24/2021	0.0	Collected Soil Sample TT-SB-12- 7.0-9.0 @ 09:08
										0.0	
										0.0	
				SP	Dk.Br.		8.0-10.0' F-M SAND, some F-M Gravel - Wet at 9.0'bgs			0.0	
	10.0									0.0	
							End of Boring at 10'bgs. Installed 1" Temp well to 15'bgs (10' of 0.020 slot Screen and 5' of Riser)				
	15.0										
	20.0										
	25.0										
	30.0										
	35.0										
	40.0										
	45.0										

Notes: Collected GW sample TT-SB-12GW on 12/07/2021 @ 11:05 (w/GW duplicate sample GW-DUP01
Patched on 12/07/2021

BORING NUMBER: TT-SB-13

Field Boring Log Sheet

TETRA TECH

Project:	SBMT - Equinor	Date Started	11/29/2021
Project #:	194-1247-0003	Date Completed:	12/9/2021
Boring #:	TT-SB-13	Groundwater Depth (ft):	9.5'bgs.
Total Depth (ft):	10'bgs.	Ground Elevation (ft):	NA
Geologist:	A.Valli	X Coordinate:	
Driller:	Cascade/ADT	Y Coordinate:	
Drilling/Sampling Method:	GeoProbe 7728	GPS Datum:	NAD83

Sample ID	Depth (ft)	Blow Count per/6"	Recovery (ft)	USCS Soil Classicfication or Material	Color	Lithology	Description	Time	Date	PID (ppm)	Comments
TT-SB-13 0-5			NA	ASPHALT	Bl.		0.0-1.0' 6" Asphalt and 4" subbase.	8:22	11/29/2021	0.0	Cleared to 5' using hand tools and air knife.
				FILL	Bl.		1.0-5.0' F SAND, some F-M Gravel, brick and concrete, little Silt.			0.0	
										0.0	
										0.0	
	5.0									0.0	
TT-SB-13 5-10 Run#1			30"	SW	Bl./Br.		5.0-9.0' F SAND, some F-M Gravel, little brick and concrete.	9:00	11/29/2021	0.0	Collected Soil Sample TT-SB-13- 7.5-9.5 @ 09:10
										0.0	
										0.0	
										0.0	
	10.0			SP	Dk.Br.		9.0-10.0' F-M SAND, little F-M Gravel - Wet at 9.5'bgs			0.0	
							End of Boring at 10'bgs. Installed 1" Temp well to 15'bgs (10' of 0.020 slot Screen and 5' of Riser)				
	15.0										
	20.0										
	25.0										
	30.0										
	35.0										
	40.0										
	45.0										

Notes: Collected GW sample TT-SB-13GW on 12/07/2021 @ 13:20
Patched on 12/09/2021

BORING NUMBER: TT-SB-14

Field Boring Log Sheet

TETRA TECH

Project:	SBMT - Equinor	Date Started	11/29/2021
Project #:	194-1247-0003	Date Completed:	12/9/2021
Boring #:	TT-SB-14	Groundwater Depth (ft):	9.5'bgs.
Total Depth (ft):	10'bgs.	Ground Elevation (ft):	NA
Geologist:	A.Valli	X Coordinate:	
Driller:	Cascade/ADT	Y Coordinate:	
Drilling/Sampling Method:	GeoProbe 7728	GPS Datum:	NAD83

Sample ID	Depth (ft)	Blow Count per/6"	Recovery (ft)	USCS Soil Classicfication or Material	Color	Lithology	Description	Time	Date	PID (ppm)	Comments
TT-SB-14 0-5			NA	ASPHALT	Bl.		0.0-1.0' 6" Asphalt and 4" subbase.	9:49	11/29/2021	0.0	Cleared to 5' using hand tools and air knife.
				FILL	Bl.		1.0-5.5' F SAND and F-M Gravel, some brick and concrete.			0.0	
										0.0	
										0.0	
	5.0									0.0	
TT-SB-14 5-10 Run#1			45"					9:57	11/29/2021	0.0	Collected Soil Sample TT-SB-14- 7.5-9.5 @ 10:09
				SW	Br.		5.5-6.5' F SAND, little F Gravel and Silt			0.0	
				FILL	Bl.		6.5-7.5' ASH			0.0	
				SW	Br.		7.5-8.5' F SAND, little Silt.			0.0	
	10.0			SP	Dk.Br.		8.5-10.0' F-M SAND, little F-M Gravel, tr. Silt - Wet at 9.5'bgs			0.0	
							End of Boring at 10'bgs. Installed Soil Vapor point				
	15.0										
	20.0										
	25.0										
	30.0										
	35.0										
	40.0										
	45.0										

Notes: Collected SV sample TT-SB-14SV on 12/08/2021 @ 16:32
Patched on 12/09/2021

BORING NUMBER: TT-SB-15

Field Boring Log Sheet

TETRA TECH

Project:	SBMT - Equinor	Date Started	11/29/2021
Project #:	194-1247-0003	Date Completed:	11/29/2021
Boring #:	TT-SB-15	Groundwater Depth (ft):	9.5'bgs.
Total Depth (ft):	10'bgs.	Ground Elevation (ft):	NA
Geologist:	A.Valli	X Coordinate:	
Driller:	Cascade/ADT	Y Coordinate:	
Drilling/Sampling Method:	GeoProbe 7728	GPS Datum:	NAD83

Sample ID	Depth (ft)	Blow Count per/6"	Recovery (ft)	USCS Soil Classicfication or Material	Color	Lithology	Description	Time	Date	PID (ppm)	Comments
TT-SB-15 0-5			NA	ASPHALT	Bl.		0.0-1.0' 6" Asphalt and 4" subbase. (Geo-Mat)	10:33	11/29/2021	0.0	Cleared to 5' using hand tools and air knife.
				FILL	Gr.		1.0-2.0' F-M SAND and F-M Gravel.			0.0	
					Bl.		2.0-5.0' F SAND, some F-M Gravel, little Silt and Concrete.			0.0	
										0.0	
	5.0									0.0	
TT-SB-15 5-10 Run#1			36"				5.0-8.5' F SAND and ASH, some F-M Gravel.	11:01	11/29/2021	0.0	Collected Soil Sample TT-SB-15- 7.5-9.5 @ 11:09
										0.0	
										0.0	
				SP	Br.		8.5-10.0' F-M SAND, some F Gravel - Wet at 9.5'bgs			0.0	
	10.0									0.0	
							End of Boring at 10'bgs.				
	15.0										
	20.0										
	25.0										
	30.0										
	35.0										
	40.0										
	45.0										

Notes: Patched on 11/29/2021

BORING NUMBER: TT-SB-16

Field Boring Log Sheet

TETRA TECH

Project:	SBMT - Equinor	Date Started	11/29/2021
Project #:	194-1247-0003	Date Completed:	12/9/2021
Boring #:	TT-SB-16	Groundwater Depth (ft):	9.5'bgs.
Total Depth (ft):	10'bgs.	Ground Elevation (ft):	NA
Geologist:	A.Valli	X Coordinate:	
Driller:	Cascade/ADT	Y Coordinate:	
Drilling/Sampling Method:	GeoProbe 7728	GPS Datum:	NAD83

Sample ID	Depth (ft)	Blow Count per/6"	Recovery (ft)	USCS Soil Classicfication or Material	Color	Lithology	Description	Time	Date	PID (ppm)	Comments
TT-SB-16 0-5			NA	ASPHALT	Bl.		0.0-0.5' 4" Asphalt and 2" subbase.	11:45	11/29/2021	0.0	Cleared to 5' using hand tools and air knife.
				SP	Br.		0.5-5.0' F SAND, some F Gravel.			0.0	
										0.0	
										0.0	
	5.0									0.0	
TT-SB-16 5-10 Run#1			39"	SW	Rd. Br.		5.0-8.0' F SAND, little Silt and F Gravel.	12:00	11/29/2021	0.0	Collected Soil Sample TT-SB-16- 7.5-9.5 @ 12:11
										0.0	
										0.0	
							8.0-9.0' F SAND, some Silt, little F Gravel. Moist			0.0	
	10.0			SP			9.0-10.0' F-M SAND, some F Gravel - Wet at 9.5'bgs			0.0	
							End of Boring at 10'bgs. Installed Soil Vapor point				
	15.0										
	20.0										
	25.0										
	30.0										
	35.0										
	40.0										
	45.0										

Notes: Collected SV sample TT-SB-16SV on 12/08/2021 @ 16:49
Patched on 12/09/2021

BORING NUMBER: TT-SB-17

Field Boring Log Sheet

TETRA TECH

Project:	SBMT - Equinor	Date Started	11/29/2021
Project #:	194-1247-0003	Date Completed:	12/9/2021
Boring #:	TT-SB-17	Groundwater Depth (ft):	9.0'bgs.
Total Depth (ft):	10'bgs.	Ground Elevation (ft):	NA
Geologist:	A.Valli	X Coordinate:	
Driller:	Cascade/ADT	Y Coordinate:	
Drilling/Sampling Method:	GeoProbe 7728	GPS Datum:	NAD83

Sample ID	Depth (ft)	Blow Count per/6"	Recovery (ft)	USCS Soil Classicfication or Material	Color	Lithology	Description	Time	Date	PID (ppm)	Comments
TT-SB-17 0-5			NA	Concrete	Gr.		0.0-0.5' Re-enforced Concrete	13:38	11/29/2021	0.0	Cleared to 5' using hand tools and air knife.
				FILL	Bl.		0.5-3.0' F SAND and F-M Gravel, some Ash and Concrete.			0.0	
										0.0	
				SP	Br.		3.0-7.0' F SAND, some F-M Gravel, little Silt.			0.0	
	5.0									0.0	
TT-SB-17 5-10 Run#1			39"					13:45	11/29/2021	0.0	Collected Soil Sample TT-SB-17- 7.0-9.0 @ 13:55
										0.0	
				SP	Br.		7.0-10.0' F-M SAND, some F Gravel, little Silt. Wet@9.0'bgs			0.0	
										0.0	
	10.0									0.0	
							End of Boring at 10'bgs. Installed Soil Vapor point				
	15.0										
	20.0										
	25.0										
	30.0										
	35.0										
	40.0										
	45.0										

Notes: Collected SV sample TT-SB-17SV on 12/08/2021 @ 17:39
Patched on 12/09/2021

BORING NUMBER: TT-SB-18

Field Boring Log Sheet

TETRA TECH

Project:	SBMT - Equinor	Date Started	11/29/2021
Project #:	194-1247-0003	Date Completed:	12/9/2021
Boring #:	TT-SB-18	Groundwater Depth (ft):	9.0'bgs.
Total Depth (ft):	10'bgs.	Ground Elevation (ft):	NA
Geologist:	A.Valli	X Coordinate:	
Driller:	Cascade/ADT	Y Coordinate:	
Drilling/Sampling Method:	GeoProbe 7728	GPS Datum:	NAD83

Sample ID	Depth (ft)	Blow Count per/6"	Recovery (ft)	USCS Soil Classicfication or Material	Color	Lithology	Description	Time	Date	PID (ppm)	Comments
TT-SB-18 0-5			NA	ASPHALT	Gr.		0.0-0.5' 4" Asphalt and 2" Subbase	14:40	11/29/2021	0.0	Cleared to 5' using hand tools and air knife.
				FILL	Dk. Br.		0.5-4.0' F SAND, some F-M Gravel, Brick and Concrete.			0.0	
										0.0	
										0.0	
	5.0			SW	Br.		4.0-8.0' F SAND, little F Gravel and Silt.			0.0	
TT-SB-18 5-10 Run#1			45"					14:42	11/29/2021	0.0	Collected Soil Sample TT-SB-18- 7.0-9.0 @ 14:56
										0.0	
										0.0	
				SW	Gr.		8.0-10.0' F-M SAND, little F Gravel, tr. Silt. Wet@9.0'bgs			0.0	
	10.0									0.0	
							End of Boring at 10'bgs. Installed 1" Temp well to 15'bgs (10' of 0.020 slot Screen and 5' of Riser)				
	15.0										
	20.0										
	25.0										
	30.0										
	35.0										
	40.0										
	45.0										

Notes: Collected GW sample TT-SB-18GW on 12/07/2021 @ 12:15
Patched on 12/09/2021

BORING NUMBER: TT-SB-19

Field Boring Log Sheet

TETRA TECH

Project:	SBMT - Equinor	Date Started	11/30/2021
Project #:	194-1247-0003	Date Completed:	12/9/2021
Boring #:	TT-SB-19	Groundwater Depth (ft):	9.0'bgs.
Total Depth (ft):	10'bgs.	Ground Elevation (ft):	NA
Geologist:	A.Valli	X Coordinate:	
Driller:	Cascade/ADT	Y Coordinate:	
Drilling/Sampling Method:	GeoProbe 7728	GPS Datum:	NAD83

Sample ID	Depth (ft)	Blow Count per/6"	Recovery (ft)	USCS Soil Classicfication or Material	Color	Lithology	Description	Time	Date	PID (ppm)	Comments
TT-SB-19 0-5			NA	ASPHALT	Gr.		0.0-0.67' 4" Asphalt and 2" Subbase.	8:30	11/30/2021	0.0	Cleared to 5' using hand tools and air knife.
				SP	Br.		0.67-5.0' F SAND and F-M Gravel, some Ash and Concrete.			0.0	
										0.0	
										0.0	
	5.0									0.0	
TT-SB-19 5-10 Run#1			39"	SM	Br.		5.0-6.0' F SAND, little Silt, tr. F Gravel	8:35	11/29/2021	0.0	Collected Soil Sample TT-SB-19- 7.0-9.0 @ 08:48
				FILL	Br.		6.0-6.5' F SAND, some Silt, little Brick and F Gravel.			0.0	
				SM	Br.		6.5-8.0' F SAND, little Silt, tr. F Gravel			0.0	
				FILL	Br.		8.0-9.0' F SAND, some Silt, little Brick and F Gravel, Moist.			0.0	
	10.0			SP	Gr.		9.0-10.0' F-M SAND, some F Gravel, little Silt, Wet			0.0	
							End of Boring at 10'bgs. Installed Soil Vapor point				
	15.0										
	20.0										
	25.0										
	30.0										
	35.0										
	40.0										

Notes: Collected SV sample TT-SB-19SV on 12/08/2021 @ 16:29
Patched on 12/09/2021

BORING NUMBER: TT-SB-20

Field Boring Log Sheet

TETRA TECH

Project:	SBMT - Equinor	Date Started	11/30/2021
Project #:	194-1247-0003	Date Completed:	12/7/2021
Boring #:	TT-SB-20	Groundwater Depth (ft):	8.5'bgs.
Total Depth (ft):	10'bgs.	Ground Elevation (ft):	NA
Geologist:	A.Valli	X Coordinate:	
Driller:	Cascade/ADT	Y Coordinate:	
Drilling/Sampling Method:	GeoProbe 7728	GPS Datum:	NAD83

Sample ID	Depth (ft)	Blow Count per/6"	Recovery (ft)	USCS Soil Classicfication or Material	Color	Lithology	Description	Time	Date	PID (ppm)	Comments
TT-SB-20 0-5			NA	ASPHALT	Bl.		0.0-0.33' 4" Asphalt	9:18	11/30/2021	0.0	Cleared to 5' using hand tools and air knife.
				CONCRETE	Gr.		0.33-1.5' Concrete			0.0	
				SW	Br.		1.5-5.0' F SAND, some F Gravel little Silt.			0.0	
										0.0	
	5.0									0.0	
TT-SB-20 5-10 Run#1			36"	FILL	Bl.		5.0-6.0' F SAND, some F-M Gravel, Brick and Concrete.	9:24	11/30/2021	0.0	Collected Soil Sample TT-SB-20- 6.5-8.5 @ 09:36
				SW	Dk. Br.		6.0-8.0' F SAND, some F Gravel, little Silt.			0.0	
										0.0	
				SP	Br.		8.0-10.0' F SAND, some Silt and F-M Gravel. Wet at 8.5'bgs.			0.0	
	10.0									0.0	
							End of Boring at 10'bgs. Installed 1" Temp well to 15'bgs (10' of 0.020 slot Screen and 5' of Riser)				
	15.0										
	20.0										
	25.0										
	30.0										
	35.0										
	40.0										
	45.0										

Notes: Collected GW sample TT-SB-20GW on 12/06/2021 @ 13:20
Patched on 12/07/2021

BORING NUMBER: TT-SB-21

Field Boring Log Sheet

TETRA TECH

Project:	SBMT - Equinor	Date Started	11/30/2021
Project #:	194-1247-0003	Date Completed:	12/9/2021
Boring #:	TT-SB-21	Groundwater Depth (ft):	8.5'bgs.
Total Depth (ft):	10'bgs.	Ground Elevation (ft):	NA
Geologist:	A.Valli	X Coordinate:	
Driller:	Cascade/ADT	Y Coordinate:	
Drilling/Sampling Method:	GeoProbe 7728	GPS Datum:	NAD83

Sample ID	Depth (ft)	Blow Count per/6"	Recovery (ft)	USCS Soil Classicfication or Material	Color	Lithology	Description	Time	Date	PID (ppm)	Comments
TT-SB-21 0-5			NA	ASPHALT	Gr.		0.0-0.67' 6" Asphalt and 2" Subbase.	10:10	11/30/2021	0.0	Cleared to 5' using hand tools and air knife.
				FILL	Br.		0.67-5.0' F SAND, some Silt and F-M Gravel, little Brick and Concrete.			0.0	
										0.0	
										0.0	
	5.0									0.0	
TT-SB-21 5-10 Run#1			43"		Gr./Br.		5.0-10.0' F SAND and Silt, littel F Gravel, tr. Brick. Wet at 8.5'bgs	10:16	11/30/2021	0.0	Collected Soil Sample TT-SB-21- 6.5-8.5 @ 10:28
										0.0	
										0.7	
										0.0	
	10.0									0.0	
							End of Boring at 10'bgs. Installed Soil Vapor point				
	15.0										
	20.0										
	25.0										
	30.0										
	35.0										
	40.0										
	45.0										

Notes: Collected SV sample TT-SB-21SV on 12/08/2021 @ 17:46
Patched on 12/09/2021

BORING NUMBER: TT-SB-22

Field Boring Log Sheet

TETRA TECH

Project:	SBMT - Equinor	Date Started	11/30/2021
Project #:	194-1247-0003	Date Completed:	12/7/2021
Boring #:	TT-SB-22	Groundwater Depth (ft):	8.5'bgs.
Total Depth (ft):	10'bgs.	Ground Elevation (ft):	NA
Geologist:	A.Valli	X Coordinate:	
Driller:	Cascade/ADT	Y Coordinate:	
Drilling/Sampling Method:	GeoProbe 7728	GPS Datum:	NAD83

Sample ID	Depth (ft)	Blow Count per/6"	Recovery (ft)	USCS Soil Classicfication or Material	Color	Lithology	Description	Time	Date	PID (ppm)	Comments
TT-SB-22 0-5			NA	ASPHALT	Bl.		0.0-0.8' 6" Asphalt, 4" Subbase	11:16	11/30/2021	0.0	Cleared to 5' using hand tools and air knife.
				CONCRETE	Gr.		0.8-1.5' Concrete			0.0	
				FILL	Br.		1.5-5.0' F SAND, some F-M Gravel, little Silt and Brick.			0.0	
										0.0	
	5.0									0.0	
TT-SB-22 5-10 Run#1			36"	SW	Br.		5.0-6.0' F SAND, some Silt, little F Gravel.	11:22	11/30/2021	0.0	Collected Soil Sample TT-SB-22- 6.5-8.5 @ 11:33
				SM	Dk. Br.		6.0-7.0' F SAND, some Silt, little			0.0	
				SP	Dk. Br.		7.0-10.0' F SAND, little Silt and F Gravel. Wet at 8.5'			0.0	
										0.0	
	10.0									0.0	
							End of Boring at 10'bgs. Installed 1" Temp well to 15'bgs (10' of 0.020 slot Screen and 5' of Riser)				
	15.0										
	20.0										
	25.0										
	30.0										
	35.0										
	40.0										
	45.0										

Notes: Collected GW sample TT-SB-22GW on 12/06/2021 @ 15:22
Patched on 12/07/2021

BORING NUMBER: TT-SB-23

Field Boring Log Sheet

TETRA TECH

Project:	SBMT - Equinor	Date Started	11/30/2021
Project #:	194-1247-0003	Date Completed:	12/7/2021
Boring #:	TT-SB-23	Groundwater Depth (ft):	9.5'bgs.
Total Depth (ft):	10'bgs.	Ground Elevation (ft):	NA
Geologist:	A.Valli	X Coordinate:	
Driller:	Cascade/ADT	Y Coordinate:	
Drilling/Sampling Method:	GeoProbe 7728	GPS Datum:	NAD83

Sample ID	Depth (ft)	Blow Count per/6"	Recovery (ft)	USCS Soil Classicfication or Material	Color	Lithology	Description	Time	Date	PID (ppm)	Comments
TT-SB-23 0-5			NA	ASPHALT	Bl.		0.0-0.5' 6" Asphalt	13:09	11/30/2021	0.0	Cleared to 5' using hand tools and air knife.
				CONCRETE	Gr.		0.5-1.5' 4" Concrete, 4" Cobblestone			0.0	
				FILL	Br.		1.5-2.0' F SAND, some F-M Gravel, Brick and Concrete.			0.0	
				CONCRETE	Gr.		2.0-2.33' 4" Concrete			0.0	
	5.0			FILL	Br.		2.33-5.0' F SAND, some F Gravel, little Silt and Brick.			0.0	
TT-SB-23 5-10 Run#1			29"	SW	Br.		5.0-7.0' F SAND, little Silt and F Gravel.	13:16	11/30/2021	0.0	Collected Soil Sample TT-SB-23- 7.5-9.5 @ 13:30
										0.0	
				SM	Br.		7.0-8.0' F SAND and Silt, little Clay, Moist			0.0	
				SM	Br.		8.0.0-10.0' F SAND, little Silt Wet at 9.5'			0.0	
	10.0									0.0	
							End of Boring at 10'bgs. Installed 1" Temp well to 15'bgs (10' of 0.020 slot Screen and 5' of Riser)				
	15.0										
	20.0										
	25.0										
	30.0										
	35.0										
	40.0										

Notes: Collected GW sample TT-SB-23GW on 12/07/2021 @ 08:32
Patched on 12/07/2021

BORING NUMBER: TT-SB-24

Field Boring Log Sheet

TETRA TECH

Project:	SBMT - Equinor	Date Started	12/1/2021
Project #:	194-1247-0003	Date Completed:	12/9/2021
Boring #:	TT-SB-24	Groundwater Depth (ft):	8.5'bgs.
Total Depth (ft):	10'bgs.	Ground Elevation (ft):	NA
Geologist:	A.Valli	X Coordinate:	
Driller:	Cascade/ADT	Y Coordinate:	
Drilling/Sampling Method:	GeoProbe 7728	GPS Datum:	NAD83

Sample ID	Depth (ft)	Blow Count per/6"	Recovery (ft)	USCS Soil Classicfication or Material	Color	Lithology	Description	Time	Date	PID (ppm)	Comments
TT-SB-24 0-5			NA	ASPHALT	Gr.		0.0-0.67' 6" Asphalt and 4" Subbase.	8:16	12/1/2021	0.0	Cleared to 5' using hand tools and air knife.
				FILL	Dk. Br.		0.67-5.0' F-M SAND, some F-M Gravel, Brick and Concrete.			0.0	
										0.0	
										0.0	
	5.0									0.0	
TT-SB-24 5-10 Run#1			36"	FILL	BL.		5.0-7.0' F SAND, some F-M Gravel, Brick and Concrete, Little Wood.	8:30	12/1/2021	0.0	Collected Soil Sample TT-SB-24- 6.5-8.5 @ 08:51 w/duplicate sample SDUP-02
										0.0	
				SM	Br.		7.0-8.0' F SAND, some Silt, tr. Clay, moist			1.2	
				FILL	Br.		8.0-10.0' F SAND, some Silt, little Brick and concrete, Wet at 8.5'bgs..			2.1	
	10.0									0.0	
							End of Boring at 10'bgs. Installed Soil Vapor point				
	15.0										
	20.0										
	25.0										
	30.0										
	35.0										
	40.0										

Notes: Collected SV sample TT-SB-24SV on 12/08/2021 @ 15:00
Patched on 12/09/2021

BORING NUMBER: TT-SB-25

Field Boring Log Sheet

TETRA TECH

Project:	SBMT - Equinor	Date Started	12/1/2021
Project #:	194-1247-0003	Date Completed:	12/9/2021
Boring #:	TT-SB-25	Groundwater Depth (ft):	9.0'bgs.
Total Depth (ft):	10'bgs.	Ground Elevation (ft):	NA
Geologist:	A.Valli	X Coordinate:	
Driller:	Cascade/ADT	Y Coordinate:	
Drilling/Sampling Method:	GeoProbe 7728	GPS Datum:	NAD83

Sample ID	Depth (ft)	Blow Count per/6"	Recovery (ft)	USCS Soil Classicfication or Material	Color	Lithology	Description	Time	Date	PID (ppm)	Comments
TT-SB-25 0-5			NA	ASPHALT	Gr.		0.0-1.33' 6" Asphalt and 2" Subbase, 8" cobblestone.	9:30	12/1/2021	0.0	Cleared to 5' using hand tools and air knife.
				FILL	Br.		1.33-5.0' F-M SAND, some F-M Gravel, Brick and Concrete.			0.0	
										0.0	
										0.0	
	5.0									0.0	
TT-SB-25 5-10 Run#1			26"	SW	Br.		5.0-6.0' F SAND, some Silt, little F-M Gravel.	9:37	12/1/2021	0.0	Collected Soil Sample TT-SB-25- 7.0-9.0 @ 09:52
				SW	Br.		6.0-7.0' F-M SAND, little F Gravel and Silt.			0.0	
				SM	Br.		7.0-8.0' F SAND and SILT, little Clay.			0.0	
				SP	Gr/Bl		8.0-10.0' F-M SAND and F-M GRAVEL, little Silt, Wet at 9.0'bgs			0.0	
	10.0									0.0	
							End of Boring at 10'bgs. Installed Soil Vapor point				
	15.0										
	20.0										
	25.0										
	30.0										
	35.0										
	40.0										

Notes: Collected SV sample TT-SB-25SV on 12/08/2021 @ 14:57
Patched on 12/09/2021

BORING NUMBER: TT-SB-26

Field Boring Log Sheet

TETRA TECH

Project:	SBMT - Equinor	Date Started	12/1/2021
Project #:	194-1247-0003	Date Completed:	12/9/2021
Boring #:	TT-SB-26	Groundwater Depth (ft):	9.0'bgs.
Total Depth (ft):	10'bgs.	Ground Elevation (ft):	NA
Geologist:	A.Valli	X Coordinate:	
Driller:	Cascade/ADT	Y Coordinate:	
Drilling/Sampling Method:	GeoProbe 7728	GPS Datum:	NAD83

Sample ID	Depth (ft)	Blow Count per/6"	Recovery (ft)	USCS Soil Classicfication or Material	Color	Lithology	Description	Time	Date	PID (ppm)	Comments
TT-SB-26 0-5			NA	ASPHALT	Gr.		0.0-0.5' 4" Asphalt, 2" Subbase.	10:25	12/1/2021	0.0	Cleared to 5' using hand tools and air knife.
				FILL	Br.		0.5-2.0' F SAND, some F-M Gravel. Slight Petro Odor.			0.0	
										5.7	
				SW	Gr.		2.0-5.0' F SAND, little F Gravel and Silt. Petro Odor.				
	5.0									11.8	
TT-SB-26 5-10 Run#1			25"	SM	Gr.		5.0-8.0' F SAND, some Silt and F Gravel. Strong Petro Odor.	10:30	12/1/2021	18.0	Collected Soil Sample TT-SB-26- 6.0-8.0 @ 10:38
										24.0	
										36.8	
				SP	Br.		8.0-9.5' F SAND and F-M Gravel, moist @ 9.0'bgs.			5.8	
	10.0			SP	Br.		9.5-10.0' F SAND, some Silt and F Gravel. Wet.			1.1	
							End of Boring at 10'bgs. Installed Soil Vapor point				
	15.0										
	20.0										
	25.0										
	30.0										
	35.0										
	40.0										

Notes: Could not Collect SV sample TT-SB-26SV - SV point flooded
Patched on 12/09/2021

BORING NUMBER: TT-SB-27

Field Boring Log Sheet

TETRA TECH

Project:	SBMT - Equinor	Date Started	12/1/2021
Project #:	194-1247-0003	Date Completed:	12/7/2021
Boring #:	TT-SB-27	Groundwater Depth (ft):	7.0'bgs.
Total Depth (ft):	10'bgs.	Ground Elevation (ft):	NA
Geologist:	A.Valli	X Coordinate:	
Driller:	Cascade/ADT	Y Coordinate:	
Drilling/Sampling Method:	GeoProbe 7728	GPS Datum:	NAD83

Sample ID	Depth (ft)	Blow Count per/6"	Recovery (ft)	USCS Soil Classicfication or Material	Color	Lithology	Description	Time	Date	PID (ppm)	Comments
TT-SB-27 0-5			NA	ASPHALT	Bl.		0.0-0.83' Asphalt	11:25	12/1/2021	0.0	Cleared to 5' using hand tools and air knife.
				CONCRETE	Gr.		0.83-1.5' Concrete			0.0	
				SW	Br.		1.5-5.0' F SAND, little Silt and F Gravel.			0.0	
										0.0	
	5.0									0.0	
TT-SB-27 5-10 Run#1			28"	SM	Br.		5.0-8.0' F SAND, some Silt, little F Gravel. Wet at 7.0'bgs	11:34	12/1/2021	0.0	Collected Soil Sample TT-SB-27- 5.0-7.0 @ 11:47
										0.0	
				SP	Br.		8.0-8.5' F-M SAND and F Gravel.			0.0	
				SM	Br.		8.5-10.0' F SAND, some Silt, little F Gravel.			0.0	
	10.0									0.0	
							End of Boring at 10'bgs. Installed 1" Temp well to 15'bgs (10' of 0.020 slot Screen and 5' of Riser)				
	15.0										
	20.0										
	25.0										
	30.0										
	35.0										
	40.0										
	45.0										

Notes: Collected GW sample TT-SB-27GW on 12/06/2021 @ 12:01
Patched on 12/07/2021

BORING NUMBER: TT-SB-28

Field Boring Log Sheet

TETRA TECH

Project:	SBMT - Equinor	Date Started	12/1/2021
Project #:	194-1247-0003	Date Completed:	12/1/2021
Boring #:	TT-SB-28	Groundwater Depth (ft):	8.0'bgs.
Total Depth (ft):	10'bgs.	Ground Elevation (ft):	NA
Geologist:	A.Valli	X Coordinate:	
Driller:	Cascade/ADT	Y Coordinate:	
Drilling/Sampling Method:	GeoProbe 7728	GPS Datum:	NAD83

Sample ID	Depth (ft)	Blow Count per/6"	Recovery (ft)	USCS Soil Classicfication or Material	Color	Lithology	Description	Time	Date	PID (ppm)	Comments
TT-SB-28 0-5			NA	ASPHALT	Bl.		0.0-0.83' 6" Asphalt, 4" Subbase	13:23	12/1/2021	0.0	Cleared to 5' using hand tools and air knife.
				FILL	Bl.		0.83-2.0' F SAND, little F Gravel and Brick.			0.0	
				CONCRETE	Gr.		2.0-3.0' Concrete			0.0	
				FILL	Bl.		3.0-4.0' ASH			0.0	
	5.0			FILL	Bl.		3.0-5.0' F SAND, some Silt, little F Gravel, Brick and Concrete.			0.0	
TT-SB-28 5-10 Run#1			29"	SM	Br.		5.0-7.0' F SAND, some Silt, little F Gravel.	13:32	12/1/2021	0.0	Collected Soil Sample TT-SB-28- 7.0-9.0 @ 13:47
										0.0	
				SW	Dk. Br.		7.0-8.0' F SAND, little Silt and F Gravel. Saturated @ 8' bgs			0.0	
										0.0	
	10.0			SW	Br.		8.0-10.0' F SAND, some F Gravel, little Silt.			0.0	
							End of Boring at 10'bgs.				
	15.0										
	20.0										
	25.0										
	30.0										
	35.0										
	40.0										

Notes: Patched on 12/01/2021

BORING NUMBER: TT-SB-29

Field Boring Log Sheet

TETRA TECH

Project:	SBMT - Equinor	Date Started	12/1/2021
Project #:	194-1247-0003	Date Completed:	12/1/2021
Boring #:	TT-SB-29	Groundwater Depth (ft):	7.0'bgs.
Total Depth (ft):	10'bgs.	Ground Elevation (ft):	NA
Geologist:	A.Valli	X Coordinate:	
Driller:	Cascade/ADT	Y Coordinate:	
Drilling/Sampling Method:	GeoProbe 7728	GPS Datum:	NAD83

Sample ID	Depth (ft)	Blow Count per/6"	Recovery (ft)	USCS Soil Classicfication or Material	Color	Lithology	Description	Time	Date	PID (ppm)	Comments
TT-SB-29 0-5			NA	ASPHALT	Bl.		0.0-0.5' Asphalt	14:34	12/1/2021	0.0	Cleared to 5' using hand tools and air knife.
				CONCRETE	Gr.		0.5-1.5' Concrete			0.0	
				SP	Br.		1.5-3.0' F SAND, some F Gravel, little Silt.			0.0	
				FILL	Bl.		3.0-4.0' ASH			0.0	
	5.0			FILL	Br.		4.0-5.0' F SAND, some Silt, little F Gravel, Brick and Concrete.			0.0	
TT-SB-29 5-10 Run#1			34"	SM	Br.		5.0-7.0' F SAND, some Silt, little F Gravel, Moist @ 6.0'bgs	14:40	12/1/2021	0.0	Collected Soil Sample TT-SB-29- 4.0-6.0 @ 14:56
				SW	Dk. Br.		7.0-9.0' F SAND, little Silt and F Gravel. Saturated			0.0	
	10.0			SW	Rd. Br.		9.0-10.0' F SAND, little Silt and F Gravel.			0.0	
	15.0						End of Boring at 10'bgs.				
	20.0										
	25.0										
	30.0										
	35.0										
	40.0										

Notes: Patched on 12/01/2021

BORING NUMBER: TT-SB-30

Field Boring Log Sheet

TETRA TECH

Project:	SBMT - Equinor	Date Started	12/2/2021
Project #:	194-1247-0003	Date Completed:	12/7/2021
Boring #:	TT-SB-30	Groundwater Depth (ft):	9.0'bgs.
Total Depth (ft):	10'bgs.	Ground Elevation (ft):	NA
Geologist:	A.Valli	X Coordinate:	
Driller:	Cascade/ADT	Y Coordinate:	
Drilling/Sampling Method:	GeoProbe 7728	GPS Datum:	NAD83

Sample ID	Depth (ft)	Blow Count per/6"	Recovery (ft)	USCS Soil Classicfication or Material	Color	Lithology	Description	Time	Date	PID (ppm)	Comments
TT-SB-30 0-5			NA	ASPHALT	Bl.		0.0-0.5' Asphalt	8:36	12/2/2021	0.0	Cleared to 5' using hand tools and air knife.
				CONCRETE	Gr.		0.5-1.5' Concrete			0.0	
				SP	Br.		1.5-3.0' F-M SAND, some F-M Gravel.			0.0	
				FILL	Bl.		2.0-7.0' F-M SAND and F Gravel, little Brick and Concrete..			0.0	
	5.0									0.0	
TT-SB-30 5-10 Run#1			27"					8:42	12/2/2021	0.0	Collected Soil Sample TT-SB-30- 7.0-9.0 @ 08:53
										0.0	
				SP	Br.		7.5-10.0' F SAND, some Silt, little F Gravel. Moist @ 9.0'bgs			0.0	
										0.0	
	10.0									0.0	
							End of Boring at 10'bgs. Installed 1" Temp well to 15'bgs (10' of 0.020 slot Screen and 5' of Riser)				
	15.0										
	20.0										
	25.0										
	30.0										
	35.0										
	40.0										
	45.0										

Notes: Collected GW sample TT-SB-30GW on 12/06/2021 @ 10:37
Patched on 12/07/2021

BORING NUMBER: TT-SB-31

Field Boring Log Sheet

TETRA TECH

Project:	SBMT - Equinor	Date Started	12/2/2021
Project #:	194-1247-0003	Date Completed:	12/7/2021
Boring #:	TT-SB-31	Groundwater Depth (ft):	8.0'bgs.
Total Depth (ft):	10'bgs.	Ground Elevation (ft):	NA
Geologist:	A.Valli	X Coordinate:	
Driller:	Cascade/ADT	Y Coordinate:	
Drilling/Sampling Method:	GeoProbe 7728	GPS Datum:	NAD83

Sample ID	Depth (ft)	Blow Count per/6"	Recovery (ft)	USCS Soil Classicfication or Material	Color	Lithology	Description	Time	Date	PID (ppm)	Comments
TT-SB-31 0-5			NA	ASPHALT	Bl.		0.0-0.5' Asphalt	9:50	12/2/2021	0.0	Cleared to 5' using hand tools and air knife.
				CONCRETE	Gr.		0.5-1.0' Concrete			0.0	
				SW	Br.		1.0-5.0' F-M SAND, some F Gravel, little Silt.			0.0	
										0.0	
	5.0									0.0	
TT-SB-31 5-10 Run#1			42"	SP	Br./Bl.		5.0-7.0' F-M SAND, some F-M Gravel	10:41	12/2/2021	0.0	Collected Soil Sample TT-SB-31- 6.0-8.0 @ 10:50
										0.0	
				SM	Br.		7.0-8.0' F SAND, little F Gravel and Silt.			0.0	
				SP	Br.		8.0-10.0' F-M SAND, some F-M Gravel, Wet at 8.0'bgs			0.0	
	10.0									0.0	
							End of Boring at 10'bgs. Installed 1" Temp well to 15'bgs (10' of 0.020 slot Screen and 5' of Riser)				
	15.0										
	20.0										
	25.0										
	30.0										
	35.0										
	40.0										
	45.0										

Notes: Collected GW sample TT-SB-31GW on 12/06/2021 @ 08:45
Patched on 12/07/2021

BORING NUMBER: TT-SB-32

Field Boring Log Sheet

TETRA TECH

Project:	SBMT - Equinor	Date Started	12/2/2021
Project #:	194-1247-0003	Date Completed:	12/9/2021
Boring #:	TT-SB-32	Groundwater Depth (ft):	9.0'bgs.
Total Depth (ft):	10'bgs.	Ground Elevation (ft):	NA
Geologist:	A.Valli	X Coordinate:	
Driller:	Cascade/ADT	Y Coordinate:	
Drilling/Sampling Method:	GeoProbe 7728	GPS Datum:	NAD83

Sample ID	Depth (ft)	Blow Count per/6"	Recovery (ft)	USCS Soil Classicfication or Material	Color	Lithology	Description	Time	Date	PID (ppm)	Comments
TT-SB-32 0-5			NA	ASPHALT	Bl.		0.0-0.33' Asphalt	11:26	12/2/2021	0.0	Cleared to 5' using hand tools and air knife.
				CONCRETE	Gr.		0.33-0.83' Concrete			0.0	
				FILL	BL.		0.83-2.0' F-M SAND and F-M Gravel, some Brick and Concrete.			0.0	
				SW	Br.		2.0-5.0' F SAND, some Silt, little F Gravel.			0.0	
	5.0									0.0	
TT-SB-32 5-10 Run#1			23"	SW	Br.		5.0-7.0' F SAND, little Silt and F Gravel.	11:35	12/2/2021	0.0	Collected Soil Sample TT-SB-32- 7.0-9.0 @ 11:47
				SM	Br.		7.0-8.0' F SAND, and SILT, little Clay, moist.			0.0	
				SP	Br.		8.0-10.0' F-M SAND, some F Gravel, little Silt. Wet at 9.0'bgs.			0.0	
	10.0									0.0	
							End of Boring at 10'bgs. Installed Soil Vapor point				
	15.0										
	20.0										
	25.0										
	30.0										
	35.0										
	40.0										

Notes: Collected SV sample TT-SB-32SV on 12/08/2021 @ 14:53
Patched on 12/09/2021

BORING NUMBER: TT-SB-33

Field Boring Log Sheet

TETRA TECH

Project:	SBMT - Equinor	Date Started	12/2/2021
Project #:	194-1247-0003	Date Completed:	12/9/2021
Boring #:	TT-SB-33	Groundwater Depth (ft):	6.5'bgs.
Total Depth (ft):	10'bgs.	Ground Elevation (ft):	NA
Geologist:	A.Valli	X Coordinate:	
Driller:	Cascade/ADT	Y Coordinate:	
Drilling/Sampling Method:	GeoProbe 7728	GPS Datum:	NAD83

Sample ID	Depth (ft)	Blow Count per/6"	Recovery (ft)	USCS Soil Classicfication or Material	Color	Lithology	Description	Time	Date	PID (ppm)	Comments
TT-SB-33 0-5			NA	ASPHALT/ CONCRETE	Bl./Gr		0.0-2.5' 4" Asphalt, 2" Subbase, 6" Concrete, 4" Asphalt, 2" Subbase, 5" Concrete.	13:20	12/2/2021	0.0	Cleared to 5' using hand tools and air knife.
										0.0	
				SP	Dk. Br.		2.5-5.0' F SAND, some F Gravel, little Silt.			0.0	
										0.7	
	5.0									0.0	
TT-SB-33 5-10 Run#1			33"	SP	Dk. Br.		5.0-10.0' F SAND, some F Gravel, little Silt. Wet at 6.5'bgs.	13:29	12/2/2021	0.0	Collected Soil Sample TT-SB-33- 4.5-6.5 @ 13:38
										0.0	
										0.0	
										0.0	
	10.0									0.0	
							End of Boring at 10'bgs. Installed Soil Vapor point				
	15.0										
	20.0										
	25.0										
	30.0										
	35.0										
	40.0										

Notes: Collected SV sample TT-SB-33SV on 12/08/2021 @ 14:50
Patched on 12/09/2021

BORING NUMBER: TT-SB-34

Field Boring Log Sheet

TETRA TECH

Project:	SBMT - Equinor	Date Started	12/3/2021
Project #:	194-1247-0003	Date Completed:	12/3/2021
Boring #:	TT-SB-34	Groundwater Depth (ft):	6.0'bgs.
Total Depth (ft):	10'bgs.	Ground Elevation (ft):	NA
Geologist:	A.Valli	X Coordinate:	
Driller:	Cascade/ADT	Y Coordinate:	
Drilling/Sampling Method:	GeoProbe 7728	GPS Datum:	NAD83

Sample ID	Depth (ft)	Blow Count per/6"	Recovery (ft)	USCS Soil Classicfication or Material	Color	Lithology	Description	Time	Date	PID (ppm)	Comments
TT-SB-34 0-5			NA	ASPHALT	Bl.		0.0-1' 11" Asphalt	8:00	12/3/2021	0.0	Cleared to 5' using hand tools and air knife.
				CONCRETE	Gr.		1-3.0' 24" Concrete			0.0	
										0.0	
				SM	Br.		3.0-8.0' F SAND, little Gravel and F Gravel. Moist @ 6.0'bgs			0.0	
	5.0									0.0	
TT-SB-34 5-10 Run#1			24"					8:05	12/3/2021	0.0	Collected Soil Sample TT-SB-34- 4.0-6.0 @ 08:15
										0.0	
										0.0	
				SW	Dk. Br.		8.0-10.0' F-M SAND, some F Gravel. Wet.			0.0	
	10.0									0.0	
							End of Boring at 10'bgs.				
	15.0										
	20.0										
	25.0										
	30.0										
	35.0										
	40.0										

Notes: Patched on 12/03/2021

BORING NUMBER: TT-SB-35

Field Boring Log Sheet

TETRA TECH

Project:	SBMT - Equinor	Date Started	12/3/2021
Project #:	194-1247-0003	Date Completed:	12/3/2021
Boring #:	TT-SB-35	Groundwater Depth (ft):	5.0'bgs.
Total Depth (ft):	10'bgs.	Ground Elevation (ft):	NA
Geologist:	A.Valli	X Coordinate:	
Driller:	Cascade/ADT	Y Coordinate:	
Drilling/Sampling Method:	GeoProbe 7728	GPS Datum:	NAD83

Sample ID	Depth (ft)	Blow Count per/6"	Recovery (ft)	USCS Soil Classicfication or Material	Color	Lithology	Description	Time	Date	PID (ppm)	Comments
TT-SB-35 0-5			NA	ASPHALT	Bl.		0.0-1.25' 11" Asphalt, 4" Subbase.	9:25	12/3/2021	0.0	Cleared to 5' using hand tools and air knife.
				CONCRETE	Gr.		1.25-2.1' Concrete			0.0	
				FILL	Br.		2.1-7.0' F SAND, some F-M Gravel, Brick and Concrete little Silt, Wood and Metal. Wet at 5.0'bgs.			0.0	
										0.0	
	5.0									0.0	
TT-SB-35 5-10 Run#1			34"					9:35	12/3/2021	0.0	Collected Soil Sample TT-SB-35- 3.0-5.0 @ 09:47
										0.0	
				SW	Dk. Br.		7.0-10.0' F-M SAND, some F Gravel. Wet.			0.0	
										0.0	
	10.0									0.0	
							End of Boring at 10'bgs.				
	15.0										
	20.0										
	25.0										
	30.0										
	35.0										
	40.0										

Notes: Patched on 12/03/2021

BORING NUMBER: TT-SB-36

Field Boring Log Sheet

TETRA TECH

Project:	SBMT - Equinor	Date Started	12/3/2021
Project #:	194-1247-0003	Date Completed:	12/9/2021
Boring #:	TT-SB-36	Groundwater Depth (ft):	8.0'bgs.
Total Depth (ft):	10'bgs.	Ground Elevation (ft):	NA
Geologist:	A.Valli	X Coordinate:	
Driller:	Cascade/ADT	Y Coordinate:	
Drilling/Sampling Method:	GeoProbe 7728	GPS Datum:	NAD83

Sample ID	Depth (ft)	Blow Count per/6"	Recovery (ft)	USCS Soil Classicfication or Material	Color	Lithology	Description	Time	Date	PID (ppm)	Comments
TT-SB-36 0-5			NA	ASPHALT	Bl.		0.0-0.33' Asphalt	10:54	12/3/2021	0.0	Cleared to 5' using hand tools and air knife.
				CONCRETE	Gr.		0.33-2.33' Concrete			0.0	
				SM	Br.		2.33-5.0' F SAND, little Silt, tr. F Gravel.			0.0	
										0.0	
	5.0									0.0	
TT-SB-36 5-10 Run#1			33"	SM	Br.		5.0-10.0' F SAND, little Silt, tr. F Gravel. Wet at 8.0'bgs.	11:00	12/3/2021	0.0	Collected Soil Sample TT-SB-36- 6.0-8.0 @ 1107
										0.0	
										0.0	
										0.0	
	10.0									0.0	
							End of Boring at 10'bgs. Installed Soil Vapor point				
	15.0										
	20.0										
	25.0										
	30.0										
	35.0										
	40.0										

Notes: Collected SV sample TT-SB-36SV on 12/08/2021 @ 16:56
Patched on 12/09/2021

BORING NUMBER: TT-SB-37

Field Boring Log Sheet

TETRA TECH

Project:	SBMT - Equinor	Date Started	12/3/2021
Project #:	194-1247-0003	Date Completed:	12/9/2021
Boring #:	TT-SB-37	Groundwater Depth (ft):	9.0'bgs.
Total Depth (ft):	10'bgs.	Ground Elevation (ft):	NA
Geologist:	A.Valli	X Coordinate:	
Driller:	Cascade/ADT	Y Coordinate:	
Drilling/Sampling Method:	GeoProbe 7728	GPS Datum:	NAD83

Sample ID	Depth (ft)	Blow Count per/6"	Recovery (ft)	USCS Soil Classicfication or Material	Color	Lithology	Description	Time	Date	PID (ppm)	Comments
TT-SB-37 0-5			NA	CONCRETE	Gr.		0.0-0.5' Concrete	12:03	12/3/2021	0.0	Cleared to 5' using hand tools and air knife.
				FILL	Br.		0.5-5.0' F SAND, some F-M Gravel, little Silt and Brick.			0.0	
										0.0	
										0.0	
	5.0									0.0	
TT-SB-37 5-10 Run#1			33"	FILL	Gr.		5.0-5.5' 4" Concrete	12:07	12/3/2021	0.0	Collected Soil Sample TT-SB-37- 7.0-9.0 @ 12:18
				SM	Br.		5.5-7.5' F SAND, little F Gravel and Silt.			0.0	
										0.0	
				FILL	Br.		7.5-10.0' F SAND, some F Gravel, little Silt and Brick. Wet at 9.0'bgs.			0.0	
	10.0									0.0	
							End of Boring at 10'bgs. Installed Soil Vapor point				
	15.0										
	20.0										
	25.0										
	30.0										
	35.0										
	40.0										

Notes: Collected SV sample TT-SB-37SV on 12/08/2021 @ 15:56
Patched on 12/09/2021

BORING NUMBER: TT-SB-38

Field Boring Log Sheet

TETRA TECH

Project:	SBMT - Equinor	Date Started	12/6/2021
Project #:	194-1247-0003	Date Completed:	12/6/2021
Boring #:	TT-SB-38	Groundwater Depth (ft):	9.5'bgs.
Total Depth (ft):	10'bgs.	Ground Elevation (ft):	NA
Geologist:	A.Valli	X Coordinate:	
Driller:	Cascade/ADT	Y Coordinate:	
Drilling/Sampling Method:	GeoProbe 7728	GPS Datum:	NAD83

Sample ID	Depth (ft)	Blow Count per/6"	Recovery (ft)	USCS Soil Classicfication or Material	Color	Lithology	Description	Time	Date	PID (ppm)	Comments
TT-SB-38 0-5			NA	ASPHALT	Bl.		0.0-1.75' 11" Asphalt, 4" Subbase, 4" Asphalt, 2" Subbase	8:22	12/6/2021	0.0	Cleared to 5' using hand tools and air knife.
				FILL	Br.		1.75-6.0' F SAND, some F-M Gravel, Brick and Concrete little Silt.			0.0	
										0.0	
										0.0	
	5.0									0.0	
TT-SB-38 5-10 Run#1			32"					8:42	12/6/2021	0.0	Collected Soil Sample TT-SB-38- 7.5-9.5 @ 08:42
				FILL	Bl.		6.0-7.0' ASH			0.0	
				SW	Bl.		7.0-8.0' F SAND, some F Gravel, little Silt.			0.0	
				FILL	Rd.		8.0-9.0' BRICK			0.0	
	10.0			FILL	Bl.		9.0-10.0' F SAND, little F Brick and Silt Wet at 9.5'bgs.			0.0	
							End of Boring at 10'bgs.				
	15.0										
	20.0										
	25.0										
	30.0										
	35.0										
	40.0										

Notes: Patched on 12/06/2021

BORING NUMBER: TT-SB-39

Field Boring Log Sheet

TETRA TECH

Project:	SBMT - Equinor	Date Started	12/6/2021
Project #:	194-1247-0003	Date Completed:	12/9/2021
Boring #:	TT-SB-39	Groundwater Depth (ft):	8.5'bgs.
Total Depth (ft):	10'bgs.	Ground Elevation (ft):	NA
Geologist:	A.Valli	X Coordinate:	
Driller:	Cascade/ADT	Y Coordinate:	
Drilling/Sampling Method:	GeoProbe 7728	GPS Datum:	NAD83

Sample ID	Depth (ft)	Blow Count per/6"	Recovery (ft)	USCS Soil Classicfication or Material	Color	Lithology	Description	Time	Date	PID (ppm)	Comments
TT-SB-39 0-5			NA	ASPHALT	Bl.		0.0-1.2' 10" Asphalt, 4" Subbase	9:15	12/6/2021	0.0	Cleared to 5' using hand tools and air knife.
				FILL	Br.		1.2-5.0' F SAND, some F Gravel, Brick, and Concrete, little Silt and Wood.			0.0	
										0.0	
										0.0	
	5.0									0.0	
TT-SB-39 5-10 Run#1			42"	FILL	Br./Bl.		5.0-10.0' F SAND, some F Gravel and Brick, little Silt, Concrete and Wood.	10:02	12/6/2021	0.0	Collected Soil Sample TT-SB-39- 6.5-8.5 @ 10:24 with MS/MSD
										0.0	
										0.0	
										0.0	
	10.0									0.0	
							End of Boring at 10'bgs. Installed Soil Vapor point				
	15.0										
	20.0										
	25.0										
	30.0										
	35.0										
	40.0										

Notes: Collected SV sample TT-SB-39SV on 12/08/2021 @ 15:52
Patched on 12/09/2021

BORING NUMBER: TT-SB-40

Field Boring Log Sheet

TETRA TECH

Project:	SBMT - Equinor	Date Started	12/6/2021
Project #:	194-1247-0003	Date Completed:	12/6/2021
Boring #:	TT-SB-40	Groundwater Depth (ft):	9.0'bgs.
Total Depth (ft):	10'bgs.	Ground Elevation (ft):	NA
Geologist:	A.Valli	X Coordinate:	
Driller:	Cascade/ADT	Y Coordinate:	
Drilling/Sampling Method:	GeoProbe 7728	GPS Datum:	NAD83

Sample ID	Depth (ft)	Blow Count per/6"	Recovery (ft)	USCS Soil Classicfication or Material	Color	Lithology	Description	Time	Date	PID (ppm)	Comments
TT-SB-40 0-5			NA	ASPHALT	Bl.		0.0-1.2' 8" Asphalt, 6" Subbase	11:33	12/6/2021	0.0	Cleared to 5' using hand tools and air knife.
				SP	Br.		1.2-4.0' F SAND, some F-M Gravel, little Silt.			0.0	
										0.0	
										0.0	
	5.0			FILL	Rd./Gr.		4.0-6.0' Brick and Concrete			0.0	
TT-SB-40 5-10 Run#1			40"					11:39	12/6/2021	0.0	Collected Soil Sample TT-SB-40- 6.0-8.0 @ 11:53
				SP	Br.		6.0-8.0' F-M SAND, some F-M Gravel, little Silt.			0.0	
										0.0	
				FILL	Rd./Gr.		8.0-9.0' Brick			0.0	
	10.0			SP	Bl.		8.0-10.0' F SAND, some F-M Gravel, little Silt, Moist at 9.0'bgs.			0.0	
							End of Boring at 10'bgs.				
	15.0										
	20.0										
	25.0										
	30.0										
	35.0										
	40.0										

Notes: Patched on 12/06/2021

APPENDIX B - Low Flow Data Sheets

TETRA TECH

Low-Flow Data Sheet

Project Name: SBMY

Project No.: 194-1247-0003

Well I.D.: TT-SB-02

Date: 12/7/21

Well Depth (from T.I.C.) = 13.49 ft.

Well Diameter (in) = 1"

Static Water Level (from T.I.C) = _____ ft.

Pump Depth (ft) = 11'

Pump Start Time: 1454

Pump Type: Peristaltic

Sample I.D. : TT-SB-02GW

TetraTech Sampler: C. Beers

Sample Time: _____

PID: _____

Beginning WQ Readings

Time:	Temp. (°F)	pH (SU)	Spec. Conduct (mS/cm)	Turbidity (NTUs)	D.O. (mg/L)	ORP (mV)	Flow Rate (ml/min)	Static Water Level	Color
1457	14.15	6.97	1.82	Overrange	1.02	52	—	8.81	Brown

Final WQ Readings

Time:	Temp. (°F)	pH (SU)	Conduct	(NTUs)	D.O. (mg/L)	(mV)	(ml/min)	Water	Color
1530	15.21	6.98	1.90	81	0.41	-63	—		clear

Total Volume Removed: _____

TETRA TECH

Low-Flow Data Sheet

Project Name: SBMY

Project No.: 194-1247-0003

Well I.D.: TT-SB-31

Date: 12/6/21

Well Depth (from T.I.C.) = 10.68 ft.

Well Diameter (in) = 1"

Static Water Level (from T.I.C) = 5.79 ft.

Pump Depth (ft) = 8'

Pump Start Time: 0825

Pump Type: Peristaltic

Sample I.D. : TT-SB-31GW

TetraTech Sampler: C. Beers

Sample Time: 0845

PID:

Beginning WQ Readings

Time:	Temp. (°F)	pH (SU)	Spec. Conduct (mS/cm)	Turbidity (NTUs)	D.O. (mg/L)	ORP (mV)	Flow Rate (ml/min)	Static Water Level	Color
0827	12.67	7.10	0.871	987	3.29	69	150	5.79	Cloudy

Final WQ Readings

Time:	Temp. (°F)	pH (SU)	Conduct	(NTUs)	D.O. (mg/L)	(mV)	(ml/min)	Water	Color
0845	13.36	7.31	1.22	46	4.54	-10	150	7.59	Clear

Total Volume Removed: 0.5 gal

TETRA TECH

Low-Flow Data Sheet

Project Name: SBMY

Project No.: 194-1247-0003

Well I.D.: TT-SB-2D

Date: 12/6/21

Well Depth (from T.I.C.) = 13.95 ft.

Well Diameter (in) = 1"

Static Water Level (from T.I.C) = 6.57 ft.

Pump Depth (ft) = 11'

Pump Start Time: 1240

Pump Type: Peristaltic

Sample I.D. : TT-SB-2D(GW)

TetraTech Sampler: C. Beers

Sample Time: 1326

PID:

Beginning WQ Readings

Time:	Temp. (°F)	pH (SU)	Spec. Conduct (mS/cm)	Turbidity (NTUs)	D.O. (mg/L)	ORP (mV)	Flow Rate (ml/min)	Static Water Level	Color
1245	18.40	7.05	0.819	Overrange	1.17	104	150	6.57	Brown

Final WQ Readings

Time:	Temp. (°F)	pH (SU)	Conduct	(NTUs)	D.O. (mg/L)	(mV)	(ml/min)	Water	Color
1315	18.91	6.99	0.782	97	5.67	-51	150		Clear

Total Volume Removed: _____

TETRA TECH

Low-Flow Data Sheet

Project Name: SBMY

Project No.: 194-1247-0003

Well I.D.: TT-SB-30

Date: 12/6/21

Well Depth (from T.I.C.) = 14.04 ft.

Well Diameter (in) = 1"

Static Water Level (from T.I.C) = 7.65 ft.

Pump Depth (ft) = 12

Pump Start Time: 0957

Pump Type: Peristaltic

Sample I.D. : TT-SB-30GW

TetraTech Sampler: C. Beer

Sample Time: 1037

PID:

Beginning WQ Readings

Time:	Temp. (°F)	pH (SU)	Spec. Conduct (mS/cm)	Turbidity (NTUs)	D.O. (mg/L)	ORP (mV)	Flow Rate (ml/min)	Static Water Level	Color
1000	17.69	7.09	1.90	~~=26~~ CB 2.561AU	0.52	21	125	7.65	Brown

Final WQ Readings

Time:	Temp. (°F)	pH (SU)	Conduct	(NTUs)	D.O. (mg/L)	(mV)	(ml/min)	Water	Color
1036 ~~17.14~~ CB	17.14	6.76	0.002	96	9.38	-66	150	7.81	Clear ~~Brown~~ Cloudy

Total Volume Removed: 1.5 gal

TETRA TECH

Low-Flow Data Sheet

Project Name: SBMY

Project No.: 194-1247-0003

Well I.D.: TT-SB-12

Date: 12/7/21

Well Depth (from T.I.C.) = 14.27 ft.

Well Diameter (in) = 1"

Static Water Level (from T.I.C) = 5.93 ft.

Pump Depth (ft) = 12'

Pump Start Time: 1047

Pump Type: Peristaltic

Sample I.D. : TT-SB-12GW

TetraTech Sampler: C. Beers

Sample Time: 1105

PID:

Beginning WQ Readings

Time:	Temp. (°F)	pH (SU)	Spec. Conduct (mS/cm)	Turbidity (NTUs)	D.O. (mg/L)	ORP (mV)	Flow Rate (ml/min)	Static Water Level	Color
1050	13.80	7.52	19.1	1,522	0.77	-297	—	5.93	Cloudy/ gray

Final WQ Readings

Time:	Temp. (°F)	pH (SU)	Conduct	(NTUs)	D.O. (mg/L)	(mV)	(ml/min)	Water	Color
1103	12.51	7.31	5.81	23.2	1.31	-214	—	5.97	Clear

* Sheen observed in Purge water bucket from TT-SB-12GW

Total Volume Removed: _____

TETRA TECH

Low-Flow Data Sheet

Project Name: SBMY

Project No.: 194-1247-0003

Well I.D.: TT-SB-23

Date: 12/7/21

Well Depth (from T.I.C.) = 13.29 ft.

Well Diameter (in) = 1"

Static Water Level (from T.I.C) = 7.16 ft.

Pump Depth (ft) = 11'

Pump Start Time: 0738

Pump Type: Peristaltic

Sample I.D. : TT-SB-23GW

TetraTech Sampler: C. Ruiz

Sample Time: 0832

PID:

Beginning WQ Readings

Time:	Temp. (°F)	pH (SU)	Spec. Conduct (mS/cm)	Turbidity (NTUs)	D.O. (mg/L)	ORP (mV)	Flow Rate (ml/min)	Static Water Level	Color
0741	11.21	6.83	1.79	Overrange	2.14	-50	—	7.16	Brown

Final WQ Readings

Time:	Temp. (°F)	pH (SU)	Conduct	(NTUs)	D.O. (mg/L)	(mV)	(ml/min)	Water	Color
0829	10.20	6.65	3.61	3,518	7.35	-95	—		Brown

Total Volume Removed: 3.5 gal

TETRA TECH

Low-Flow Data Sheet

Project Name: SBMY

Project No.: 194-1247-0003

Well I.D.: TT-SB-22

Date: 12/6/21

Well Depth (from T.I.C.) = 10.83 ft.

Well Diameter (in) = 1"

Static Water Level (from T.I.C) = 5.81 ft.

Pump Depth (ft) = 8'

Pump Start Time: 1403

Pump Type: Peristaltic

Sample I.D. : TT-SB-22GW

TetraTech Sampler: C. Burs

Sample Time: 1520

PID:

Beginning WQ Readings

Time:	Temp. (°F)	pH (SU)	Spec. Conduct (mS/cm)	Turbidity (NTUs)	D.O. (mg/L)	ORP (mV)	Flow Rate (ml/min)	Static Water Level	Color
~~15.45~~ CB 1405	15.43	9.96	0.204	overrange	10.36	21	150	5.81	Brown

Final WQ Readings

Time:	Temp. (°F)	pH (SU)	Conduct	(NTUs)	D.O. (mg/L)	(mV)	(ml/min)	Water	Color
1457	15.45	9.61	0.198	278	10.74	-2	100ML	6.62	Lt. TAN

Total Volume Removed: _____

TETRA TECH

Low-Flow Data Sheet

Project Name: SBMY

Project No.: 194-1247-0003

Well I.D.: TT-SB-27

Date: 12/6/21

Well Depth (from T.I.C.) = 12.97 ft.

Well Diameter (in) = 1"

Static Water Level (from T.I.C) = 6.89 ft.

Pump Depth (ft) = 10'

Pump Start Time: 1137

Pump Type: Peristaltic

Sample I.D. : TT-SB-27GW

TetraTech Sampler: C. Beers

Sample Time: 1201

PID:

Beginning WQ Readings

Time:	Temp. (°F)	pH (SU)	Spec. Conduct (mS/cm)	Turbidity (NTUs)	D.O. (mg/L)	ORP (mV)	Flow Rate (ml/min)	Static Water Level	Color
1139	17.92	8.45	1.95	~~0.56~~ CD Overrange 975 (1145)	0.36	67	150	CD ~~Brown Silty~~ 6.89	Brown Silty

Final WQ Readings

Time:	Temp. (°F)	pH (SU)	Conduct	(NTUs)	D.O. (mg/L)	(mV)	(ml/min)	Water	Color
1159	18.64	7.59	2.50	41	6.94	-86	150	~~Clear~~ CD 6.97	Clear

* Sheen observed in purge water bucket ~5 minutes after pump start time.

Total Volume Removed: 1.5 gal

TETRA TECH

Low-Flow Data Sheet

Project Name: SBMY

Project No.: 194-1247-0003

Well I.D.: TT-SB-13

Date: 12/7/21

Well Depth (from T.I.C.) = 14.17 ft.

Well Diameter (in) = 1"

Static Water Level (from T.I.C) = 8.31 ft.

Pump Depth (ft) = 12'

Pump Start Time: 1258

Pump Type: Peristaltic

Sample I.D. : TT-SB-13GW

TetraTech Sampler: C. Burr

Sample Time: 1326

PID:

Beginning WQ Readings

Time:	Temp. (°F)	pH (SU)	Spec. Conduct (mS/cm)	Turbidity (NTUs)	D.O. (mg/L)	ORP (mV)	Flow Rate (ml/min)	Static Water Level	Color
1302	16.61	7.09	1.42	Over range	0.58	-35	—	8.31	Black

Final WQ Readings

Time:	Temp. (°F)	pH (SU)	Conduct	(NTUs)	D.O. (mg/L)	(mV)	(ml/min)	Water	Color
1318	15.21	7.19	1.21	41	1.23	-11	—	8.42	Clear

Total Volume Removed: _____

TETRA TECH

Low-Flow Data Sheet

Project Name: SBMY

Project No.: 194-1247-0003

Well I.D.: TT-SB-18

Date: 12/7/21

Well Depth (from T.I.C.) = 14.57 ft.

Well Diameter (in) = 1"

Static Water Level (from T.I.C) = 8.06 ft.

Pump Depth (ft) = 12'

Pump Start Time: 1158

Pump Type: Peristaltic

Sample I.D. : TT-SB-18GW

TetraTech Sampler: C. Berg

Sample Time: 1215

PID:

Beginning WQ Readings

Time:	Temp. (°F)	pH (SU)	Spec. Conduct (mS/cm)	Turbidity (NTUs)	D.O. (mg/L)	ORP (mV)	Flow Rate (ml/min)	Static Water Level	Color
1201	15.73	7.05	2.02	2011	1.38	-114	—	8.06	Brown

Final WQ Readings

Time:	Temp. (°F)	pH (SU)	Conduct	(NTUs)	D.O. (mg/L)	(mV)	(ml/min)	Water	Color
1213	16.30	6.93	1.92	6	0.00	-122	—	8.16	clear

[redacted]

Total Volume Removed: _____

TETRA TECH

Low-Flow Data Sheet

Project Name: SBMY

Project No.: 194-1247-0003

Well I.D.: TT-SB-06

Date: 12/7/21

Well Depth (from T.I.C.) = 12.03 ft.

Well Diameter (in) = 1"

Static Water Level (from T.I.C) = 5.60 ft.

Pump Depth (ft) = 10'

Pump Start Time: 1354

Pump Type: Peristaltic

Sample I.D. : TT-SB-06GW

TetraTech Sampler: C. Burn

Sample Time: 1420

PID:

Beginning WQ Readings

Time:	Temp. (°F)	pH (SU)	Spec. Conduct (mS/cm)	Turbidity (NTUs)	D.O. (mg/L)	ORP (mV)	Flow Rate (ml/min)	Static Water Level	Color
1358	13.42	7.14	1.76	Overrange	3.27	-44	—	5.60	Brown Silty

Final WQ Readings

Time:	Temp. (°F)	pH (SU)	Conduct	(NTUs)	D.O. (mg/L)	(mV)	(ml/min)	Water	Color
1418	14.31	7.15	3.46	27.7	0.00 ~~7.1~~ CB	-171	—		Clear

Total Volume Removed: _____

APPENDIX C - Laboratory Analytical Data Packages

The results set forth herein are provided by SGS North America Inc.

e-Hardcopy 2.0
Automated Report

Technical Report for

Tetra Tech

2nd Avenue and 33-39th Street, Brooklyn, NY

SGS Job Number: JD35644

Sampling Dates: 11/18/21 - 11/19/21

Report to:

Tetra Tech

Robert.Cantagallo@tetratech.com

ATTN: Bob Cantagallo

Total number of pages in report: 57

Test results contained within this data package meet the requirements of the National Environmental Laboratory Accreditation Program and/or state specific certification programs as applicable.

Mike Earp
General Manager

Client Service contact: Jadon Schiller 732-329-0200

Certifications: NJ(12129), NY(10983), CA, CT, FL, IL, IN, KS, KY, LA, MA, MD, ME, MN, NC, OH VAP (CL0056), AK (UST-103), AZ (AZ0786), PA, RI, SC, TX, UT, VA, WV, DoD ELAP (ANAB L2248)

This report shall not be reproduced, except in its entirety, without the written approval of SGS.
Test results relate only to samples analyzed.

SGS is the sole authority for authorizing edits or modifications to this document.
Unauthorized modification of this report is strictly prohibited.
Review standard terms at: http://www.sgs.com/en/terms-and-conditions

Please share your ideas about
how we can serve you better at:
EHS.US.CustomerCare@sgs.com

Table of Contents

-1-

Section 1: Sample Summary **3**
Section 2: Case Narrative/Conformance Summary **4**
Section 3: Summary of Hits **9**
Section 4: Sample Results **12**
4.1: JD35644-1: TT-SB-01-5.5-6.0 13
4.2: JD35644-1A: TT-SB-01-5.5-6.0 24
4.3: JD35644-2: TT-SB-02-7.0-9.0 26
4.4: JD35644-2A: TT-SB-02-7.0-9.0 37
4.5: JD35644-3: TT-SB-03-7.0-9.0 39
4.6: JD35644-3A: TT-SB-03-7.0-9.0 50
Section 5: Misc. Forms **52**
5.1: Chain of Custody 53
5.2: Chain of Custody (SGS Orlando, FL) 56

SGS LabLink@1120842 11:36 21-Dec-2021

Sample Summary

Tetra Tech

2nd Avenue and 33-39th Street, Brooklyn, NY

Job No: JD35644

Sample Number	Collected Date	Time	By	Received	Matrix Code	Type	Client Sample ID
JD35644-1	11/18/21	12:21	AV	11/19/21	SO	Soil	TT-SB-01-5.5-6.0
JD35644-1A	11/18/21	12:21	AV	11/19/21	SO	Soil	TT-SB-01-5.5-6.0
JD35644-2	11/18/21	13:40	AV	11/19/21	SO	Soil	TT-SB-02-7.0-9.0
JD35644-2A	11/18/21	13:40	AV	11/19/21	SO	Soil	TT-SB-02-7.0-9.0
JD35644-3	11/19/21	09:26	AV	11/19/21	SO	Soil	TT-SB-03-7.0-9.0
JD35644-3A	11/19/21	09:26	AV	11/19/21	SO	Soil	TT-SB-03-7.0-9.0

This report contains results reported as ND = Not detected. The following applies:
Organics ND = Not detected above the MDL

Soil samples reported on a dry weight basis unless otherwise indicated on result page.

CASE NARRATIVE / CONFORMANCE SUMMARY

Client:	Tetra Tech	**Job No**	JD35644
Site:	2nd Avenue and 33-39th Street, Brooklyn, NY	**Report Date**	12/20/2021 10:47:23 A

On 11/19/2021, 6 Sample(s), 0 Trip Blank(s) and 0 Field Blank(s) were received at SGS North America Inc. at a maximum corrected temperature of 1 C. Samples were intact and chemically preserved, unless noted below. A SGS North America Inc. Job Number of JD35644 was assigned to the project. Laboratory sample ID, client sample ID and dates of sample collection are detailed in the report's Results Summary Section.

Specified quality control criteria were achieved for this job except as noted below. For more information, please refer to the analytical results and QC summary pages.

Compounds qualified as out of range in the continuing calibration summary report are acceptable as per method requirements when there is a high bias but the sample result is non-detect.

MS Volatiles By Method SW846 8260D

Matrix: SO **Batch ID:** VI9765

- All samples were analyzed within the recommended method holding time.
- All method blanks for this batch meet method specific criteria.
- Sample(s) JD35673-5DUP, JD35673-6MS, JD35673-5DUP were used as the QC samples indicated.
- RPD(s) for Duplicate for Acetone, Xylene (total) are outside control limits for sample JD35673-5DUP. RPD acceptable due to low DUP and sample concentrations.
- JD35644-3 for Bromoform: Associated CCV outside of control limits high, sample was ND.
- JD35644-1 for Bromoform: Associated CCV outside of control limits high, sample was ND.
- JD35644-2 for Bromoform: Associated CCV outside of control limits high, sample was ND.

MS Semi-volatiles By Method EPA 537M BY ID

Matrix: SO **Batch ID:** F:OP88699

- The data for EPA 537M BY ID meets quality control requirements.
- JD35644-3A: Analysis performed at SGS Orlando, FL.
- JD35644-1A: Analysis performed at SGS Orlando, FL.
- JD35644-2A: Analysis performed at SGS Orlando, FL.

MS Semi-volatiles By Method SW846 8270E

Matrix: SO	Batch ID: OP36783

- All samples were extracted within the recommended method holding time.
- All method blanks for this batch meet method specific criteria.
- Sample(s) JD35604-1MS, JD35604-1MSD were used as the QC samples indicated.
- JD35644-2 for 2,4-Dinitrotoluene: Associated CCV outside of control limits high,sample was ND.
- JD35644-2 for Hexachlorobutadiene: Associated CCV outside of control limits high,sample was ND.
- JD35644-2 for Acetophenone: Associated CCV outside of control limits high,sample was ND.
- JD35644-2 for 4,6-Dinitro-o-cresol: Associated CCV outside of control limits high,sample was ND.
- JD35644-2 for 2-Nitrophenol: Associated CCV outside of control limits high,sample was ND.
- JD35644-3 for 4,6-Dinitro-o-cresol: Associated CCV outside of control limits high, sample was ND.
- JD35644-2 for 2,4-Dinitrophenol: Associated CCV outside of control limits high,sample was ND.
- JD35644-2 for 2,3,4,6-Tetrachlorophenol: Associated CCV outside of control limits high,sample was ND.
- JD35644-1 for 4,6-Dinitro-o-cresol: Associated CCV outside of control limits high, sample was ND.
- JD35644-2 for Atrazine: Associated CCV outside of control limits high,sample was ND. Associated CCV outside of control limits high, sample was ND.
- JD35644-3 for 2,4-Dinitrotoluene: Associated CCV outside of control limits high, sample was ND.
- JD35644-2 for 2-Nitroaniline: Associated CCV outside of control limits high,sample was ND.
- JD35644-3 for Atrazine: Associated CCV outside of control limits high, sample was ND.
- JD35644-1 for 2,4-Dinitrophenol: Associated CCV outside of control limits high, sample was ND.
- JD35644-1 for 2-Nitrophenol: Associated CCV outside of control limits high, sample was ND.
- JD35644-3 for 2,4-Dinitrophenol: Associated CCV outside of control limits high, sample was ND.
- JD35644-2 for N-Nitroso-di-n-propylamine: Associated CCV outside of control limits high,sample was ND.

MS Semi-volatiles By Method SW846 8270E BY SIM

Matrix: SO	Batch ID: OP36783A

- All samples were extracted within the recommended method holding time.
- Sample(s) JD35644-1MS, JD35644-1MSD were used as the QC samples indicated.
- All method blanks for this batch meet method specific criteria.

GC/LC Semi-volatiles By Method SW846 8081B

Matrix: SO	Batch ID: OP36786

- All samples were extracted within the recommended method holding time.
- All method blanks for this batch meet method specific criteria.
- Sample(s) JD35604-1MS, JD35604-1MSD, OP36786-MSMSD were used as the QC samples indicated.

GC/LC Semi-volatiles By Method SW846 8082A

Matrix: SO	**Batch ID:** OP36787

- All samples were extracted within the recommended method holding time.
- Sample(s) JD35604-2MS, JD35604-2MSD, OP36787-MSMSD were used as the QC samples indicated.
- All method blanks for this batch meet method specific criteria.
- JD35644-2 for Aroclor 1016: Associated CCV outside of control limits high, sample was ND.
- OP36787-BS1 for Aroclor 1260: Reported from the 2nd signal. The %D of the CCV on the 1st signal exceeds the method criteria of 20%, so it being used for confirmation only.
- JD35644-3 for Aroclor 1260: Associated CCV outside of control limits high, sample was ND.
- JD35644-2 for Aroclor 1260: Associated CCV outside of control limits high, sample was ND.
- JD35644-3 for Aroclor 1016: Associated CCV outside of control limits high, sample was ND.

GC/LC Semi-volatiles By Method SW846 8151A

Matrix: SO	**Batch ID:** OP36792

- All samples were extracted within the recommended method holding time.
- All method blanks for this batch meet method specific criteria.
- Sample(s) JD35645-1MS, JD35645-1MSD were used as the QC samples indicated.
- JD35644-1 for 2,4-DCAA: Outside control limits due to matrix interference.

Metals Analysis By Method SW846 6010D

Matrix: SO	**Batch ID:** MP30071

- All samples were digested within the recommended method holding time.
- All method blanks for this batch meet method specific criteria.
- Sample(s) JD34540-2RMSD, JD34540-2RPS, JD34540-2RSDL, JD34540-2RMS, JD34540-2RMSD were used as the QC samples for metals.
- Matrix Spike Recovery(s) for Aluminum, Antimony, Iron, Magnesium, Potassium, Sodium are outside control limits. Spike recovery indicates possible matrix interference.
- Matrix Spike Duplicate Recovery(s) for Aluminum, Antimony, Iron, Magnesium are outside control limits. Spike recovery indicates possible matrix interference.
- Matrix Spike/Matrix Spike Duplicate Recovery(s) for Calcium are outside control limits. Spike amount low relative to the sample amount. Refer to lab control or spike blank for recovery information.
- RPD(s) for Serial Dilution for Antimony, Arsenic, Beryllium, Lead, Selenium are outside control limits for sample MP30071-SD1. Percent difference acceptable due to low initial sample concentration (< 50 times IDL).

Metals Analysis By Method SW846 7471B

Matrix: SO	**Batch ID:** MP30023

- All samples were digested within the recommended method holding time.
- All method blanks for this batch meet method specific criteria.
- Sample(s) JD35650-1MS, JD35650-1MSD were used as the QC samples for metals.

General Chemistry By Method SM2540 G 18TH ED MOD

Matrix: SO	**Batch ID:** GN24183

- Sample(s) JD35645-1DUP were used as the QC samples for Solids, Percent.

General Chemistry By Method SW846 9012B/LACHAT

Matrix: SO	**Batch ID:** GP37244

- All samples were prepared within the recommended method holding time.
- All method blanks for this batch meet method specific criteria.
- Sample(s) JD35531-11DUP, JD35531-11MS were used as the QC samples for Cyanide.
- The following samples were run outside of holding time for method SW846 9012B/LACHAT: JD35644-1, JD35644-2, JD35644-3 Sample prepped within holding time, but run out of holding time.
- Matrix Spike Recovery(s) for Cyanide are outside control limits. Spike recovery indicates possible matrix interference and/or sample nonhomogeneity.

SGS North America Inc. certifies that data reported for samples received, listed on the associated custody chain or analytical task order, were produced to specifications meeting the Quality System precision, accuracy and completeness objectives except as noted.

Estimated non-standard method measurement uncertainty data is available on request, based on quality control bias and implicit for standard methods. Acceptable uncertainty requires tested parameter quality control data to meet method criteria.

SGS North America Inc. is not responsible for data quality assumptions if partial reports are used and recommends that this report be used in its entirety. Data release is authorized by SGS North America Inc indicated via signature on the report cover

SAMPLE DELIVERY GROUP CASE NARRATIVE

Client: SGS Dayton, NJ **Job No:** JD35644

Site: TTNJP: 2nd Avenue and 33-39th Street, Brooklyn, NY **Report Date** 12/17/2021 6:32:40

On 11/19/2021, 3 Sample(s), 0 Trip Blank(s) were received at SGS North America Inc. at a maximum corrected temperature of 4.4 C. Samples were intact and chemically preserved, unless noted below. A SGS North America Inc. Job Number of JD35644 was Assigned to the project. Laboratory sample ID, client sample ID and dates of sample collection are detailed in the report's Results Summary Section. Specified quality control criteria were achieved for this job except as noted below. For more information, please refer to the analytical results and QC summary pages.

MS Semi-volatiles By Method EPA 537M BY ID

Matrix: SO **Batch ID:** OP88699

Sample(s) JD35626-1MS, JD35626-1MSD were used as the QC samples indicated.

SGS North America Inc. certifies that data reported for samples received, listed on the associated custody chain or analytical task order, were produced to specifications meeting the Quality System precision, accuracy and completeness objectives except as noted. Estimated non-standard method measurement uncertainty data is available on request, based on quality control bias and implicit for standard methods. Acceptable uncertainty requires tested parameter quality control data to meet method criteria. SGS North America Inc. is not responsible for data quality assumptions if partial reports are used and recommends that this report be used in its entirety.

Narrative prepared by:

_____

Ariel Hartney, Client Services (signature on file)

Summary of Hits

Job Number: JD35644
Account: Tetra Tech
Project: 2nd Avenue and 33-39th Street, Brooklyn, NY
Collected: 11/18/21 thru 11/19/21

Lab Sample ID Analyte	Client Sample ID	Result/ Qual	RL	MDL	Units	Method
JD35644-1	**TT-SB-01-5.5-6.0**					
Acenaphthene		14.8 J	36	13	ug/kg	SW846 8270E
Acenaphthylene		28.5 J	36	18	ug/kg	SW846 8270E
Anthracene		45.4	36	22	ug/kg	SW846 8270E
Benzo(a)anthracene		127	36	10	ug/kg	SW846 8270E
Benzo(a)pyrene		121	36	17	ug/kg	SW846 8270E
Benzo(b)fluoranthene		172	36	16	ug/kg	SW846 8270E
Benzo(g,h,i)perylene		88.9	36	18	ug/kg	SW846 8270E
Benzo(k)fluoranthene		59.0	36	17	ug/kg	SW846 8270E
1,1'-Biphenyl		69.4 J	73	5.0	ug/kg	SW846 8270E
Carbazole		20.4 J	73	5.3	ug/kg	SW846 8270E
Chrysene		157	36	11	ug/kg	SW846 8270E
Dibenzo(a,h)anthracene		24.3 J	36	16	ug/kg	SW846 8270E
Dibenzofuran		25.0 J	73	15	ug/kg	SW846 8270E
bis(2-Ethylhexyl)phthalate		139	73	8.5	ug/kg	SW846 8270E
Fluoranthene		216	36	16	ug/kg	SW846 8270E
Fluorene		21.3 J	36	17	ug/kg	SW846 8270E
Indeno(1,2,3-cd)pyrene		119	36	17	ug/kg	SW846 8270E
2-Methylnaphthalene		298	36	8.2	ug/kg	SW846 8270E
Naphthalene		160	36	10	ug/kg	SW846 8270E
Phenanthrene		181	36	12	ug/kg	SW846 8270E
Pyrene		224	36	12	ug/kg	SW846 8270E
Total TIC, Semi-Volatile		3620 J			ug/kg	
4,4'-DDE		1.5	0.67	0.59	ug/kg	SW846 8081B
2,4,5-T		3.6	3.5	1.8	ug/kg	SW846 8151A
Aluminum		6820	58		mg/kg	SW846 6010D
Arsenic		10.3	2.3		mg/kg	SW846 6010D
Barium		114	23		mg/kg	SW846 6010D
Beryllium		0.62	0.23		mg/kg	SW846 6010D
Calcium		4240	580		mg/kg	SW846 6010D
Chromium		16.9	1.2		mg/kg	SW846 6010D
Cobalt		7.7	5.8		mg/kg	SW846 6010D
Copper		69.3	2.9		mg/kg	SW846 6010D
Iron		21900	58		mg/kg	SW846 6010D
Lead		342	2.3		mg/kg	SW846 6010D
Magnesium		2270	580		mg/kg	SW846 6010D
Manganese		284	1.7		mg/kg	SW846 6010D
Mercury		0.082	0.037		mg/kg	SW846 7471B
Nickel		27.3	4.6		mg/kg	SW846 6010D
Silver		0.95	0.58		mg/kg	SW846 6010D
Vanadium		22.8	5.8		mg/kg	SW846 6010D
Zinc		178	5.8		mg/kg	SW846 6010D

Summary of Hits

Job Number: JD35644
Account: Tetra Tech
Project: 2nd Avenue and 33-39th Street, Brooklyn, NY
Collected: 11/18/21 thru 11/19/21

Lab Sample ID Analyte	Client Sample ID	Result/ Qual	RL	MDL	Units	Method
JD35644-1A	**TT-SB-01-5.5-6.0**					
No hits reported in this sample.						
JD35644-2	**TT-SB-02-7.0-9.0**					
Acenaphthene		31.0 J	37	13	ug/kg	SW846 8270E
Anthracene		88.1	37	22	ug/kg	SW846 8270E
Benzo(a)anthracene		230	37	10	ug/kg	SW846 8270E
Benzo(a)pyrene		192	37	17	ug/kg	SW846 8270E
Benzo(b)fluoranthene		250	37	16	ug/kg	SW846 8270E
Benzo(g,h,i)perylene		106	37	18	ug/kg	SW846 8270E
Benzo(k)fluoranthene		98.3	37	17	ug/kg	SW846 8270E
Carbazole		28.5 J	73	5.3	ug/kg	SW846 8270E
Chrysene		230	37	12	ug/kg	SW846 8270E
Dibenzo(a,h)anthracene		35.4 J	37	16	ug/kg	SW846 8270E
Dibenzofuran		16.2 J	73	15	ug/kg	SW846 8270E
bis(2-Ethylhexyl)phthalate		99.5	73	8.5	ug/kg	SW846 8270E
Fluoranthene		463	37	16	ug/kg	SW846 8270E
Fluorene		39.4	37	17	ug/kg	SW846 8270E
Indeno(1,2,3-cd)pyrene		127	37	17	ug/kg	SW846 8270E
2-Methylnaphthalene		13.4 J	37	8.3	ug/kg	SW846 8270E
Naphthalene		10.6 J	37	10	ug/kg	SW846 8270E
Phenanthrene		356	37	12	ug/kg	SW846 8270E
Pyrene		446	37	12	ug/kg	SW846 8270E
Total TIC, Semi-Volatile		610 J			ug/kg	
Aluminum		7900	56		mg/kg	SW846 6010D
Arsenic		6.2	2.3		mg/kg	SW846 6010D
Barium		90.8	23		mg/kg	SW846 6010D
Beryllium		0.45	0.23		mg/kg	SW846 6010D
Calcium		13900	560		mg/kg	SW846 6010D
Chromium		12.2	1.1		mg/kg	SW846 6010D
Cobalt		5.6	5.6		mg/kg	SW846 6010D
Copper		31.0	2.8		mg/kg	SW846 6010D
Iron		14800	56		mg/kg	SW846 6010D
Lead		270	2.3		mg/kg	SW846 6010D
Magnesium		3150	560		mg/kg	SW846 6010D
Manganese		270	1.7		mg/kg	SW846 6010D
Mercury		0.18	0.030		mg/kg	SW846 7471B
Nickel		14.1	4.5		mg/kg	SW846 6010D
Silver		0.82	0.56		mg/kg	SW846 6010D
Vanadium		20.5	5.6		mg/kg	SW846 6010D
Zinc		95.2	5.6		mg/kg	SW846 6010D

Summary of Hits

Job Number: JD35644
Account: Tetra Tech
Project: 2nd Avenue and 33-39th Street, Brooklyn, NY
Collected: 11/18/21 thru 11/19/21

Lab Sample ID Analyte	Client Sample ID	Result/ Qual	RL	MDL	Units	Method
JD35644-2A	**TT-SB-02-7.0-9.0**					
No hits reported in this sample.						
JD35644-3	**TT-SB-03-7.0-9.0**					
Benzo(a)anthracene		14.8 J	34	9.7	ug/kg	SW846 8270E
Benzo(b)fluoranthene		15.2 J	34	15	ug/kg	SW846 8270E
Chrysene		12.3 J	34	11	ug/kg	SW846 8270E
Fluoranthene		19.6 J	34	15	ug/kg	SW846 8270E
Phenanthrene		15.2 J	34	12	ug/kg	SW846 8270E
Pyrene		22.6 J	34	11	ug/kg	SW846 8270E
Total TIC, Semi-Volatile		1460 J			ug/kg	
Aluminum		3240	50		mg/kg	SW846 6010D
Arsenic		2.6	2.0		mg/kg	SW846 6010D
Beryllium		0.24	0.20		mg/kg	SW846 6010D
Calcium		2260	500		mg/kg	SW846 6010D
Chromium		12.6	1.0		mg/kg	SW846 6010D
Copper		9.4	2.5		mg/kg	SW846 6010D
Iron		8360	50		mg/kg	SW846 6010D
Lead		11.3	2.0		mg/kg	SW846 6010D
Magnesium		3570	500		mg/kg	SW846 6010D
Manganese		95.9	1.5		mg/kg	SW846 6010D
Mercury		0.067	0.030		mg/kg	SW846 7471B
Nickel		39.2	4.0		mg/kg	SW846 6010D
Vanadium		12.3	5.0		mg/kg	SW846 6010D
Zinc		25.7	5.0		mg/kg	SW846 6010D
JD35644-3A	**TT-SB-03-7.0-9.0**					
No hits reported in this sample.						

Sample Results

Report of Analysis

Report of Analysis

Client Sample ID:	TT-SB-01-5.5-6.0		
Lab Sample ID:	JD35644-1	**Date Sampled:**	11/18/21
Matrix:	SO - Soil	**Date Received:**	11/19/21
Method:	SW846 8260D SW846 5035	**Percent Solids:**	89.2
Project:	2nd Avenue and 33-39th Street, Brooklyn, NY		

	File ID	DF	Analyzed	By	Prep Date	Prep Batch	Analytical Batch
Run #1	I240167.D	1	11/24/21 15:50	TDN	11/20/21 13:00	n/a	VI9765
Run #2							

	Initial Weight
Run #1	5.6 g
Run #2	

VOA TCL List

CAS No.	Compound	Result	RL	MDL	Units	Q
67-64-1	Acetone	ND	10	4.1	ug/kg	
71-43-2	Benzene	ND	0.50	0.46	ug/kg	
74-97-5	Bromochloromethane	ND	5.0	0.56	ug/kg	
75-27-4	Bromodichloromethane	ND	2.0	0.43	ug/kg	
75-25-2	Bromoform [a]	ND	5.0	1.4	ug/kg	
74-83-9	Bromomethane	ND	5.0	0.76	ug/kg	
78-93-3	2-Butanone (MEK)	ND	10	2.4	ug/kg	
75-15-0	Carbon disulfide	ND	2.0	0.54	ug/kg	
56-23-5	Carbon tetrachloride	ND	2.0	0.62	ug/kg	
108-90-7	Chlorobenzene	ND	2.0	0.46	ug/kg	
75-00-3	Chloroethane	ND	5.0	0.59	ug/kg	
67-66-3	Chloroform	ND	2.0	0.52	ug/kg	
74-87-3	Chloromethane	ND	5.0	2.0	ug/kg	
110-82-7	Cyclohexane	ND	2.0	0.66	ug/kg	
96-12-8	1,2-Dibromo-3-chloropropane	ND	2.0	0.69	ug/kg	
124-48-1	Dibromochloromethane	ND	2.0	0.56	ug/kg	
106-93-4	1,2-Dibromoethane	ND	1.0	0.42	ug/kg	
95-50-1	1,2-Dichlorobenzene	ND	1.0	0.55	ug/kg	
541-73-1	1,3-Dichlorobenzene	ND	1.0	0.50	ug/kg	
106-46-7	1,4-Dichlorobenzene	ND	1.0	0.49	ug/kg	
75-71-8	Dichlorodifluoromethane	ND	5.0	0.73	ug/kg	
75-34-3	1,1-Dichloroethane	ND	1.0	0.50	ug/kg	
107-06-2	1,2-Dichloroethane	ND	1.0	0.47	ug/kg	
75-35-4	1,1-Dichloroethene	ND	1.0	0.66	ug/kg	
156-59-2	cis-1,2-Dichloroethene	ND	1.0	0.84	ug/kg	
156-60-5	trans-1,2-Dichloroethene	ND	1.0	0.61	ug/kg	
78-87-5	1,2-Dichloropropane	ND	2.0	0.47	ug/kg	
10061-01-5	cis-1,3-Dichloropropene	ND	2.0	0.48	ug/kg	
10061-02-6	trans-1,3-Dichloropropene	ND	2.0	0.46	ug/kg	
100-41-4	Ethylbenzene	ND	1.0	0.45	ug/kg	
76-13-1	Freon 113	ND	5.0	2.7	ug/kg	
591-78-6	2-Hexanone	ND	5.0	2.1	ug/kg	

ND = Not detected MDL = Method Detection Limit
RL = Reporting Limit
E = Indicates value exceeds calibration range

J = Indicates an estimated value
B = Indicates analyte found in associated method blank
N = Indicates presumptive evidence of a compound

Report of Analysis

Client Sample ID:	TT-SB-01-5.5-6.0		
Lab Sample ID:	JD35644-1	**Date Sampled:**	11/18/21
Matrix:	SO - Soil	**Date Received:**	11/19/21
Method:	SW846 8260D SW846 5035	**Percent Solids:**	89.2
Project:	2nd Avenue and 33-39th Street, Brooklyn, NY		

VOA TCL List

CAS No.	Compound	Result	RL	MDL	Units	Q
98-82-8	Isopropylbenzene	ND	2.0	1.4	ug/kg	
79-20-9	Methyl Acetate	ND	5.0	1.4	ug/kg	
108-87-2	Methylcyclohexane	ND	2.0	0.88	ug/kg	
1634-04-4	Methyl Tert Butyl Ether	ND	1.0	0.47	ug/kg	
108-10-1	4-Methyl-2-pentanone(MIBK)	ND	5.0	2.3	ug/kg	
75-09-2	Methylene chloride	ND	5.0	2.6	ug/kg	
100-42-5	Styrene	ND	2.0	0.40	ug/kg	
79-34-5	1,1,2,2-Tetrachloroethane	ND	2.0	0.60	ug/kg	
127-18-4	Tetrachloroethene	ND	2.0	0.58	ug/kg	
108-88-3	Toluene	ND	1.0	0.53	ug/kg	
87-61-6	1,2,3-Trichlorobenzene	ND	5.0	2.5	ug/kg	
120-82-1	1,2,4-Trichlorobenzene	ND	5.0	2.5	ug/kg	
71-55-6	1,1,1-Trichloroethane	ND	2.0	0.48	ug/kg	
79-00-5	1,1,2-Trichloroethane	ND	2.0	0.55	ug/kg	
79-01-6	Trichloroethene	ND	1.0	0.76	ug/kg	
75-69-4	Trichlorofluoromethane	ND	5.0	0.68	ug/kg	
75-01-4	Vinyl chloride	ND	2.0	0.48	ug/kg	
	m,p-Xylene	ND	1.0	0.90	ug/kg	
95-47-6	o-Xylene	ND	1.0	0.46	ug/kg	
1330-20-7	Xylene (total)	ND	1.0	0.46	ug/kg	

CAS No.	Surrogate Recoveries	Run# 1	Run# 2	Limits
1868-53-7	Dibromofluoromethane	103%		72-130%
17060-07-0	1,2-Dichloroethane-D4	101%		75-131%
2037-26-5	Toluene-D8	89%		81-121%
460-00-4	4-Bromofluorobenzene	99%		60-141%

CAS No.	Tentatively Identified Compounds	R.T.	Est. Conc.	Units	Q
	Total TIC, Volatile		0	ug/kg	

(a) Associated CCV outside of control limits high, sample was ND.

ND = Not detected MDL = Method Detection Limit
RL = Reporting Limit
E = Indicates value exceeds calibration range

J = Indicates an estimated value
B = Indicates analyte found in associated method blank
N = Indicates presumptive evidence of a compound

Report of Analysis

Client Sample ID:	TT-SB-01-5.5-6.0		
Lab Sample ID:	JD35644-1	**Date Sampled:**	11/18/21
Matrix:	SO - Soil	**Date Received:**	11/19/21
Method:	SW846 8270E SW846 3546	**Percent Solids:**	89.2
Project:	2nd Avenue and 33-39th Street, Brooklyn, NY		

	File ID	DF	Analyzed	By	Prep Date	Prep Batch	Analytical Batch
Run #1	M176696.D	1	11/30/21 03:49	KLS	11/23/21 10:30	OP36783	EM7595
Run #2							

	Initial Weight	Final Volume
Run #1	30.8 g	1.0 ml
Run #2		

ABN TCL List (SOM0 2.0)

CAS No.	Compound	Result	RL	MDL	Units	Q
95-57-8	2-Chlorophenol	ND	73	18	ug/kg	
59-50-7	4-Chloro-3-methyl phenol	ND	180	22	ug/kg	
120-83-2	2,4-Dichlorophenol	ND	180	31	ug/kg	
105-67-9	2,4-Dimethylphenol	ND	180	65	ug/kg	
51-28-5	2,4-Dinitrophenol [a]	ND	180	140	ug/kg	
534-52-1	4,6-Dinitro-o-cresol [a]	ND	180	39	ug/kg	
95-48-7	2-Methylphenol	ND	73	23	ug/kg	
	3&4-Methylphenol	ND	73	30	ug/kg	
88-75-5	2-Nitrophenol [a]	ND	180	24	ug/kg	
100-02-7	4-Nitrophenol	ND	360	97	ug/kg	
87-86-5	Pentachlorophenol	ND	150	34	ug/kg	
108-95-2	Phenol	ND	73	19	ug/kg	
58-90-2	2,3,4,6-Tetrachlorophenol	ND	180	24	ug/kg	
95-95-4	2,4,5-Trichlorophenol	ND	180	27	ug/kg	
88-06-2	2,4,6-Trichlorophenol	ND	180	22	ug/kg	
83-32-9	Acenaphthene	14.8	36	13	ug/kg	J
208-96-8	Acenaphthylene	28.5	36	18	ug/kg	J
98-86-2	Acetophenone	ND	180	7.8	ug/kg	
120-12-7	Anthracene	45.4	36	22	ug/kg	
1912-24-9	Atrazine	ND	73	16	ug/kg	
56-55-3	Benzo(a)anthracene	127	36	10	ug/kg	
50-32-8	Benzo(a)pyrene	121	36	17	ug/kg	
205-99-2	Benzo(b)fluoranthene	172	36	16	ug/kg	
191-24-2	Benzo(g,h,i)perylene	88.9	36	18	ug/kg	
207-08-9	Benzo(k)fluoranthene	59.0	36	17	ug/kg	
101-55-3	4-Bromophenyl phenyl ether	ND	73	14	ug/kg	
85-68-7	Butyl benzyl phthalate	ND	73	8.9	ug/kg	
92-52-4	1,1'-Biphenyl	69.4	73	5.0	ug/kg	J
100-52-7	Benzaldehyde	ND	180	9.0	ug/kg	
91-58-7	2-Chloronaphthalene	ND	73	8.7	ug/kg	
106-47-8	4-Chloroaniline	ND	180	13	ug/kg	
86-74-8	Carbazole	20.4	73	5.3	ug/kg	J

ND = Not detected MDL = Method Detection Limit J = Indicates an estimated value
RL = Reporting Limit B = Indicates analyte found in associated method blank
E = Indicates value exceeds calibration range N = Indicates presumptive evidence of a compound

Report of Analysis

Client Sample ID:	TT-SB-01-5.5-6.0		
Lab Sample ID:	JD35644-1	**Date Sampled:**	11/18/21
Matrix:	SO - Soil	**Date Received:**	11/19/21
Method:	SW846 8270E SW846 3546	**Percent Solids:**	89.2
Project:	2nd Avenue and 33-39th Street, Brooklyn, NY		

ABN TCL List (SOM0 2.0)

CAS No.	Compound	Result	RL	MDL	Units	Q
105-60-2	Caprolactam	ND	73	14	ug/kg	
218-01-9	Chrysene	157	36	11	ug/kg	
111-91-1	bis(2-Chloroethoxy)methane	ND	73	7.8	ug/kg	
111-44-4	bis(2-Chloroethyl)ether	ND	73	16	ug/kg	
108-60-1	2,2'-Oxybis(1-chloropropane)	ND	73	13	ug/kg	
7005-72-3	4-Chlorophenyl phenyl ether	ND	73	12	ug/kg	
121-14-2	2,4-Dinitrotoluene	ND	36	11	ug/kg	
606-20-2	2,6-Dinitrotoluene	ND	36	18	ug/kg	
91-94-1	3,3'-Dichlorobenzidine	ND	73	30	ug/kg	
123-91-1	1,4-Dioxane	ND	36	24	ug/kg	
53-70-3	Dibenzo(a,h)anthracene	24.3	36	16	ug/kg	J
132-64-9	Dibenzofuran	25.0	73	15	ug/kg	J
84-74-2	Di-n-butyl phthalate	ND	73	5.9	ug/kg	
117-84-0	Di-n-octyl phthalate	ND	73	9.1	ug/kg	
84-66-2	Diethyl phthalate	ND	73	7.8	ug/kg	
131-11-3	Dimethyl phthalate	ND	73	6.5	ug/kg	
117-81-7	bis(2-Ethylhexyl)phthalate	139	73	8.5	ug/kg	
206-44-0	Fluoranthene	216	36	16	ug/kg	
86-73-7	Fluorene	21.3	36	17	ug/kg	J
118-74-1	Hexachlorobenzene	ND	73	9.2	ug/kg	
87-68-3	Hexachlorobutadiene	ND	36	15	ug/kg	
77-47-4	Hexachlorocyclopentadiene	ND	360	14	ug/kg	
67-72-1	Hexachloroethane	ND	180	18	ug/kg	
193-39-5	Indeno(1,2,3-cd)pyrene	119	36	17	ug/kg	
78-59-1	Isophorone	ND	73	7.8	ug/kg	
91-57-6	2-Methylnaphthalene	298	36	8.2	ug/kg	
88-74-4	2-Nitroaniline	ND	180	8.6	ug/kg	
99-09-2	3-Nitroaniline	ND	180	9.1	ug/kg	
100-01-6	4-Nitroaniline	ND	180	9.4	ug/kg	
91-20-3	Naphthalene	160	36	10	ug/kg	
98-95-3	Nitrobenzene	ND	73	14	ug/kg	
621-64-7	N-Nitroso-di-n-propylamine	ND	73	11	ug/kg	
86-30-6	N-Nitrosodiphenylamine	ND	180	13	ug/kg	
85-01-8	Phenanthrene	181	36	12	ug/kg	
129-00-0	Pyrene	224	36	12	ug/kg	
95-94-3	1,2,4,5-Tetrachlorobenzene	ND	180	9.2	ug/kg	

CAS No.	Surrogate Recoveries	Run# 1	Run# 2	Limits
367-12-4	2-Fluorophenol	44%		10-109%

ND = Not detected MDL = Method Detection Limit
RL = Reporting Limit
E = Indicates value exceeds calibration range

J = Indicates an estimated value
B = Indicates analyte found in associated method blank
N = Indicates presumptive evidence of a compound

Report of Analysis

Client Sample ID:	TT-SB-01-5.5-6.0		
Lab Sample ID:	JD35644-1	**Date Sampled:**	11/18/21
Matrix:	SO - Soil	**Date Received:**	11/19/21
Method:	SW846 8270E SW846 3546	**Percent Solids:**	89.2
Project:	2nd Avenue and 33-39th Street, Brooklyn, NY		

ABN TCL List (SOM0 2.0)

CAS No.	Surrogate Recoveries	Run# 1	Run# 2	Limits
4165-62-2	Phenol-d5	48%		10-105%
118-79-6	2,4,6-Tribromophenol	60%		10-135%
4165-60-0	Nitrobenzene-d5	57%		10-119%
321-60-8	2-Fluorobiphenyl	64%		18-112%
1718-51-0	Terphenyl-d14	61%		18-125%

CAS No.	Tentatively Identified Compounds	R.T.	Est. Conc.	Units	Q
	System artifact/aldol-condensation	3.32	1800	ug/kg	J
124-18-5	Decane	4.44	400	ug/kg	JN
	C4 alkyl benzene	4.81	270	ug/kg	J
	System artifact	5.18	160	ug/kg	J
	Alkane	6.17	160	ug/kg	J
	System artifact	6.30	330	ug/kg	J
	Alkane	6.38	230	ug/kg	J
90-12-0	Naphthalene, 1-methyl-	6.63	180	ug/kg	JN
	Naphthalene dimethyl	7.39	220	ug/kg	J
	Naphthalene dimethyl	7.49	190	ug/kg	J
	Naphthalene dimethyl	7.53	270	ug/kg	J
	System artifact	7.64	300	ug/kg	J
	Alkane	7.67	240	ug/kg	J
	Alkane	8.57	160	ug/kg	J
	System artifact	9.05	160	ug/kg	J
	Alkane	9.30	170	ug/kg	J
	Alkane	9.80	540	ug/kg	J
	System artifact	10.38	150	ug/kg	J
	System artifact	11.61	170	ug/kg	J
	System artifact	15.64	180	ug/kg	J
	System artifact	16.49	160	ug/kg	J
	Unknown alcohol	17.20	440	ug/kg	J
	Unknown	17.45	150	ug/kg	J
	Total TIC, Semi-Volatile		3620	ug/kg	J

(a) Associated CCV outside of control limits high, sample was ND.

ND = Not detected MDL = Method Detection Limit
RL = Reporting Limit
E = Indicates value exceeds calibration range

J = Indicates an estimated value
B = Indicates analyte found in associated method blank
N = Indicates presumptive evidence of a compound

Report of Analysis

Client Sample ID:	TT-SB-01-5.5-6.0		
Lab Sample ID:	JD35644-1	**Date Sampled:**	11/18/21
Matrix:	SO - Soil	**Date Received:**	11/19/21
Method:	SW846 8270E BY SIM SW846 3546	**Percent Solids:**	89.2
Project:	2nd Avenue and 33-39th Street, Brooklyn, NY		

	File ID	DF	Analyzed	By	Prep Date	Prep Batch	Analytical Batch
Run #1	4M105021.D	1	12/10/21 22:25	KLS	11/23/21 10:30	OP36783A	E4M4881
Run #2							

	Initial Weight	Final Volume
Run #1	30.8 g	1.0 ml
Run #2		

CAS No.	Compound	Result	RL	MDL	Units	Q
123-91-1	1,4-Dioxane	ND	3.6	1.8	ug/kg	

CAS No.	Surrogate Recoveries	Run# 1	Run# 2	Limits
4165-60-0	Nitrobenzene-d5	56%		10-107%
321-60-8	2-Fluorobiphenyl	54%		17-91%
1718-51-0	Terphenyl-d14	61%		17-105%

ND = Not detected MDL = Method Detection Limit J = Indicates an estimated value
RL = Reporting Limit B = Indicates analyte found in associated method blank
E = Indicates value exceeds calibration range N = Indicates presumptive evidence of a compound

Report of Analysis

Client Sample ID:	TT-SB-01-5.5-6.0		
Lab Sample ID:	JD35644-1	**Date Sampled:**	11/18/21
Matrix:	SO - Soil	**Date Received:**	11/19/21
Method:	SW846 8151A SW846 3546	**Percent Solids:**	89.2
Project:	2nd Avenue and 33-39th Street, Brooklyn, NY		

	File ID	DF	Analyzed	By	Prep Date	Prep Batch	Analytical Batch
Run #1	3G134215.D	1	11/25/21 07:16	RK	11/24/21 10:05	OP36792	G3G4896
Run #2							

	Initial Weight	Final Volume
Run #1	15.8 g	5.0 ml
Run #2		

Herbicide List

CAS No.	Compound	Result	RL	MDL	Units	Q
94-75-7	2,4-D	ND	18	7.9	ug/kg	
93-72-1	2,4,5-TP (Silvex)	ND	3.5	2.0	ug/kg	
93-76-5	2,4,5-T	3.6	3.5	1.8	ug/kg	

CAS No.	Surrogate Recoveries	Run# 1	Run# 2	Limits
19719-28-9	2,4-DCAA	659% [a]		10-125%
19719-28-9	2,4-DCAA	79%		10-125%

(a) Outside control limits due to matrix interference.

ND = Not detected MDL = Method Detection Limit
RL = Reporting Limit
E = Indicates value exceeds calibration range

J = Indicates an estimated value
B = Indicates analyte found in associated method blank
N = Indicates presumptive evidence of a compound

Report of Analysis

Client Sample ID:	TT-SB-01-5.5-6.0		
Lab Sample ID:	JD35644-1	**Date Sampled:**	11/18/21
Matrix:	SO - Soil	**Date Received:**	11/19/21
Method:	SW846 8081B SW846 3546	**Percent Solids:**	89.2
Project:	2nd Avenue and 33-39th Street, Brooklyn, NY		

	File ID	DF	Analyzed	By	Prep Date	Prep Batch	Analytical Batch
Run #1	4G9723088.D	1	11/24/21 21:00	TC	11/23/21 10:00	OP36786	G4G3662
Run #2							

	Initial Weight	Final Volume
Run #1	16.8 g	10.0 ml
Run #2		

Pesticide TCL List

CAS No.	Compound	Result	RL	MDL	Units	Q
309-00-2	Aldrin	ND	0.67	0.55	ug/kg	
319-84-6	alpha-BHC	ND	0.67	0.54	ug/kg	
319-85-7	beta-BHC	ND	0.67	0.60	ug/kg	
319-86-8	delta-BHC	ND	0.67	0.64	ug/kg	
58-89-9	gamma-BHC (Lindane)	ND	0.67	0.49	ug/kg	
5103-71-9	alpha-Chlordane	ND	0.67	0.54	ug/kg	
5103-74-2	gamma-Chlordane	ND	0.67	0.30	ug/kg	
60-57-1	Dieldrin	ND	0.67	0.46	ug/kg	
72-54-8	4,4'-DDD	ND	0.67	0.61	ug/kg	
72-55-9	4,4'-DDE	1.5	0.67	0.59	ug/kg	
50-29-3	4,4'-DDT	ND	0.67	0.59	ug/kg	
72-20-8	Endrin	ND	0.67	0.52	ug/kg	
1031-07-8	Endosulfan sulfate	ND	0.67	0.52	ug/kg	
7421-93-4	Endrin aldehyde	ND	0.67	0.38	ug/kg	
959-98-8	Endosulfan-I	ND	0.67	0.38	ug/kg	
33213-65-9	Endosulfan-II	ND	0.67	0.42	ug/kg	
76-44-8	Heptachlor	ND	0.67	0.58	ug/kg	
1024-57-3	Heptachlor epoxide	ND	0.67	0.47	ug/kg	
72-43-5	Methoxychlor	ND	1.3	0.53	ug/kg	
53494-70-5	Endrin ketone	ND	0.67	0.48	ug/kg	
8001-35-2	Toxaphene	ND	17	16	ug/kg	

CAS No.	Surrogate Recoveries	Run# 1	Run# 2	Limits
877-09-8	Tetrachloro-m-xylene	116%		27-138%
877-09-8	Tetrachloro-m-xylene	119%		27-138%
2051-24-3	Decachlorobiphenyl	108%		10-179%
2051-24-3	Decachlorobiphenyl	130%		10-179%

ND = Not detected MDL = Method Detection Limit
RL = Reporting Limit
E = Indicates value exceeds calibration range
J = Indicates an estimated value
B = Indicates analyte found in associated method blank
N = Indicates presumptive evidence of a compound

Report of Analysis

Client Sample ID:	TT-SB-01-5.5-6.0		
Lab Sample ID:	JD35644-1	**Date Sampled:**	11/18/21
Matrix:	SO - Soil	**Date Received:**	11/19/21
Method:	SW846 8082A SW846 3546	**Percent Solids:**	89.2
Project:	2nd Avenue and 33-39th Street, Brooklyn, NY		

	File ID	DF	Analyzed	By	Prep Date	Prep Batch	Analytical Batch
Run #1	RK6903.D	1	12/06/21 05:49	TL	11/23/21 10:00	OP36787	GRK180
Run #2							

	Initial Weight	Final Volume
Run #1	16.8 g	10.0 ml
Run #2		

PCB List

CAS No.	Compound	Result	RL	MDL	Units	Q
12674-11-2	Aroclor 1016	ND	33	16	ug/kg	
11104-28-2	Aroclor 1221	ND	33	21	ug/kg	
11141-16-5	Aroclor 1232	ND	33	21	ug/kg	
53469-21-9	Aroclor 1242	ND	33	14	ug/kg	
12672-29-6	Aroclor 1248	ND	33	30	ug/kg	
11097-69-1	Aroclor 1254	ND	33	18	ug/kg	
11096-82-5	Aroclor 1260	ND	33	14	ug/kg	
11100-14-4	Aroclor 1268	ND	33	14	ug/kg	
37324-23-5	Aroclor 1262	ND	33	22	ug/kg	

CAS No.	Surrogate Recoveries	Run# 1	Run# 2	Limits
877-09-8	Tetrachloro-m-xylene	112%		24-152%
877-09-8	Tetrachloro-m-xylene	104%		24-152%
2051-24-3	Decachlorobiphenyl	71%		10-172%
2051-24-3	Decachlorobiphenyl	137%		10-172%

ND = Not detected MDL = Method Detection Limit
RL = Reporting Limit
E = Indicates value exceeds calibration range

J = Indicates an estimated value
B = Indicates analyte found in associated method blank
N = Indicates presumptive evidence of a compound

Report of Analysis

Client Sample ID:	TT-SB-01-5.5-6.0		
Lab Sample ID:	JD35644-1	**Date Sampled:**	11/18/21
Matrix:	SO - Soil	**Date Received:**	11/19/21
		Percent Solids:	89.2
Project:	2nd Avenue and 33-39th Street, Brooklyn, NY		

Metals Analysis

Analyte	Result	RL	Units	DF	Prep	Analyzed	By	Method	Prep Method
Aluminum	6820	58	mg/kg	1	11/30/21	12/01/21	ND	SW846 6010D [2]	SW846 3050B [4]
Antimony	< 2.3	2.3	mg/kg	1	11/30/21	12/01/21	ND	SW846 6010D [2]	SW846 3050B [4]
Arsenic	10.3	2.3	mg/kg	1	11/30/21	12/01/21	ND	SW846 6010D [2]	SW846 3050B [4]
Barium	114	23	mg/kg	1	11/30/21	12/01/21	ND	SW846 6010D [2]	SW846 3050B [4]
Beryllium	0.62	0.23	mg/kg	1	11/30/21	12/01/21	ND	SW846 6010D [2]	SW846 3050B [4]
Cadmium	< 0.58	0.58	mg/kg	1	11/30/21	12/01/21	ND	SW846 6010D [2]	SW846 3050B [4]
Calcium	4240	580	mg/kg	1	11/30/21	12/01/21	ND	SW846 6010D [2]	SW846 3050B [4]
Chromium	16.9	1.2	mg/kg	1	11/30/21	12/01/21	ND	SW846 6010D [2]	SW846 3050B [4]
Cobalt	7.7	5.8	mg/kg	1	11/30/21	12/01/21	ND	SW846 6010D [2]	SW846 3050B [4]
Copper	69.3	2.9	mg/kg	1	11/30/21	12/01/21	ND	SW846 6010D [2]	SW846 3050B [4]
Iron	21900	58	mg/kg	1	11/30/21	12/01/21	ND	SW846 6010D [2]	SW846 3050B [4]
Lead	342	2.3	mg/kg	1	11/30/21	12/01/21	ND	SW846 6010D [2]	SW846 3050B [4]
Magnesium	2270	580	mg/kg	1	11/30/21	12/01/21	ND	SW846 6010D [2]	SW846 3050B [4]
Manganese	284	1.7	mg/kg	1	11/30/21	12/01/21	ND	SW846 6010D [2]	SW846 3050B [4]
Mercury	0.082	0.037	mg/kg	1	11/24/21	11/24/21	SB	SW846 7471B [1]	SW846 7471B [3]
Nickel	27.3	4.6	mg/kg	1	11/30/21	12/01/21	ND	SW846 6010D [2]	SW846 3050B [4]
Potassium	< 1200	1200	mg/kg	1	11/30/21	12/01/21	ND	SW846 6010D [2]	SW846 3050B [4]
Selenium	< 2.3	2.3	mg/kg	1	11/30/21	12/01/21	ND	SW846 6010D [2]	SW846 3050B [4]
Silver	0.95	0.58	mg/kg	1	11/30/21	12/01/21	ND	SW846 6010D [2]	SW846 3050B [4]
Sodium	< 1200	1200	mg/kg	1	11/30/21	12/01/21	ND	SW846 6010D [2]	SW846 3050B [4]
Thallium	< 1.2	1.2	mg/kg	1	11/30/21	12/01/21	ND	SW846 6010D [2]	SW846 3050B [4]
Vanadium	22.8	5.8	mg/kg	1	11/30/21	12/01/21	ND	SW846 6010D [2]	SW846 3050B [4]
Zinc	178	5.8	mg/kg	1	11/30/21	12/01/21	ND	SW846 6010D [2]	SW846 3050B [4]

(1) Instrument QC Batch: MA51485
(2) Instrument QC Batch: MA51523
(3) Prep QC Batch: MP30023
(4) Prep QC Batch: MP30071

RL = Reporting Limit

Report of Analysis

Client Sample ID:	TT-SB-01-5.5-6.0		
Lab Sample ID:	JD35644-1	**Date Sampled:**	11/18/21
Matrix:	SO - Soil	**Date Received:**	11/19/21
		Percent Solids:	89.2
Project:	2nd Avenue and 33-39th Street, Brooklyn, NY		

General Chemistry

Analyte	Result	RL	Units	DF	Analyzed	By	Method
Cyanide [a]	< 0.23	0.23	mg/kg	1	12/09/21 01:58	EB	SW846 9012B/LACHAT
Solids, Percent	89.2		%	1	11/22/21 17:03	BG	SM2540 G 18TH ED MOD

(a) Sample prepped within holding time, but run out of holding time.

RL = Reporting Limit

Report of Analysis

Client Sample ID:	TT-SB-01-5.5-6.0		
Lab Sample ID:	JD35644-1A	**Date Sampled:**	11/18/21
Matrix:	SO - Soil	**Date Received:**	11/19/21
Method:	EPA 537M BY ID IN HOUSE	**Percent Solids:**	89.2
Project:	2nd Avenue and 33-39th Street, Brooklyn, NY		

	File ID	DF	Analyzed	By	Prep Date	Prep Batch	Analytical Batch
Run #1 [a]	4Q23725.D	1	12/16/21 07:46	AFL	12/08/21 07:00	F:OP88699	F:S4Q325
Run #2							

	Initial Weight	Final Volume
Run #1	2.00 g	1.0 ml
Run #2		

PFAS List

CAS No.	Compound	Result	RL	MDL	Units	Q
PERFLUOROALKYLCARBOXYLIC ACIDS						
375-22-4	Perfluorobutanoic acid	ND	1.1	0.43	ug/kg	
2706-90-3	Perfluoropentanoic acid	ND	0.56	0.28	ug/kg	
307-24-4	Perfluorohexanoic acid	ND	0.56	0.28	ug/kg	
375-85-9	Perfluoroheptanoic acid	ND	0.56	0.28	ug/kg	
335-67-1	Perfluorooctanoic acid	ND	0.56	0.28	ug/kg	
375-95-1	Perfluorononanoic acid	ND	0.56	0.28	ug/kg	
335-76-2	Perfluorodecanoic acid	ND	0.56	0.28	ug/kg	
2058-94-8	Perfluoroundecanoic acid	ND	0.56	0.28	ug/kg	
307-55-1	Perfluorododecanoic acid	ND	0.56	0.28	ug/kg	
72629-94-8	Perfluorotridecanoic acid	ND	0.56	0.30	ug/kg	
376-06-7	Perfluorotetradecanoic acid	ND	0.56	0.28	ug/kg	
PERFLUOROALKYLSULFONIC ACIDS						
375-73-5	Perfluorobutanesulfonic acid	ND	0.56	0.28	ug/kg	
355-46-4	Perfluorohexanesulfonic acid	ND	0.56	0.28	ug/kg	
375-92-8	Perfluoroheptanesulfonic acid	ND	0.56	0.28	ug/kg	
1763-23-1	Perfluorooctanesulfonic acid	ND	0.56	0.28	ug/kg	
335-77-3	Perfluorodecanesulfonic acid	ND	0.56	0.28	ug/kg	
PERFLUOROOCTANESULFONAMIDES						
754-91-6	PFOSA	ND	0.56	0.28	ug/kg	
PERFLUOROOCTANESULFONAMIDOACETIC ACIDS						
2355-31-9	MeFOSAA	ND	1.1	0.56	ug/kg	
2991-50-6	EtFOSAA	ND	1.1	0.56	ug/kg	
FLUOROTELOMER SULFONATES						
27619-97-2	6:2 Fluorotelomer sulfonate	ND	1.1	0.28	ug/kg	
39108-34-4	8:2 Fluorotelomer sulfonate	ND	1.1	0.28	ug/kg	

ND = Not detected MDL = Method Detection Limit J = Indicates an estimated value
RL = Reporting Limit B = Indicates analyte found in associated method blank
E = Indicates value exceeds calibration range N = Indicates presumptive evidence of a compound

Report of Analysis

Client Sample ID:	TT-SB-01-5.5-6.0		
Lab Sample ID:	JD35644-1A	**Date Sampled:**	11/18/21
Matrix:	SO - Soil	**Date Received:**	11/19/21
Method:	EPA 537M BY ID IN HOUSE	**Percent Solids:**	89.2
Project:	2nd Avenue and 33-39th Street, Brooklyn, NY		

PFAS List

CAS No.	ID Standard Recoveries	Run# 1	Run# 2	Limits
	13C4-PFBA	95%		40-140%
	13C5-PFPeA	100%		50-150%
	13C5-PFHxA	101%		50-150%
	13C4-PFHpA	103%		50-150%
	13C8-PFOA	105%		50-150%
	13C9-PFNA	107%		50-150%
	13C6-PFDA	110%		50-150%
	13C7-PFUnDA	108%		40-140%
	13C2-PFDoDA	105%		40-140%
	13C2-PFTeDA	101%		30-130%
	13C3-PFBS	101%		50-150%
	13C3-PFHxS	98%		50-150%
	13C8-PFOS	105%		50-150%
	13C8-FOSA	104%		30-130%
	d3-MeFOSAA	123%		40-140%
	d5-EtFOSAA	134%		40-140%
	13C2-6:2FTS	103%		50-150%
	13C2-8:2FTS	106%		50-150%

(a) Analysis performed at SGS Orlando, FL.

ND = Not detected MDL = Method Detection Limit
RL = Reporting Limit
E = Indicates value exceeds calibration range

J = Indicates an estimated value
B = Indicates analyte found in associated method blank
N = Indicates presumptive evidence of a compound

Report of Analysis

Client Sample ID:	TT-SB-02-7.0-9.0		
Lab Sample ID:	JD35644-2	**Date Sampled:**	11/18/21
Matrix:	SO - Soil	**Date Received:**	11/19/21
Method:	SW846 8260D SW846 5035	**Percent Solids:**	89.5
Project:	2nd Avenue and 33-39th Street, Brooklyn, NY		

	File ID	DF	Analyzed	By	Prep Date	Prep Batch	Analytical Batch
Run #1	I240168.D	1	11/24/21 16:11	TDN	11/20/21 13:00	n/a	VI9765
Run #2							

	Initial Weight
Run #1	5.0 g
Run #2	

VOA TCL List

CAS No.	Compound	Result	RL	MDL	Units	Q
67-64-1	Acetone	ND	11	4.6	ug/kg	
71-43-2	Benzene	ND	0.56	0.51	ug/kg	
74-97-5	Bromochloromethane	ND	5.6	0.63	ug/kg	
75-27-4	Bromodichloromethane	ND	2.2	0.48	ug/kg	
75-25-2	Bromoform [a]	ND	5.6	1.5	ug/kg	
74-83-9	Bromomethane	ND	5.6	0.85	ug/kg	
78-93-3	2-Butanone (MEK)	ND	11	2.7	ug/kg	
75-15-0	Carbon disulfide	ND	2.2	0.60	ug/kg	
56-23-5	Carbon tetrachloride	ND	2.2	0.69	ug/kg	
108-90-7	Chlorobenzene	ND	2.2	0.51	ug/kg	
75-00-3	Chloroethane	ND	5.6	0.66	ug/kg	
67-66-3	Chloroform	ND	2.2	0.58	ug/kg	
74-87-3	Chloromethane	ND	5.6	2.2	ug/kg	
110-82-7	Cyclohexane	ND	2.2	0.73	ug/kg	
96-12-8	1,2-Dibromo-3-chloropropane	ND	2.2	0.78	ug/kg	
124-48-1	Dibromochloromethane	ND	2.2	0.63	ug/kg	
106-93-4	1,2-Dibromoethane	ND	1.1	0.47	ug/kg	
95-50-1	1,2-Dichlorobenzene	ND	1.1	0.61	ug/kg	
541-73-1	1,3-Dichlorobenzene	ND	1.1	0.55	ug/kg	
106-46-7	1,4-Dichlorobenzene	ND	1.1	0.55	ug/kg	
75-71-8	Dichlorodifluoromethane	ND	5.6	0.81	ug/kg	
75-34-3	1,1-Dichloroethane	ND	1.1	0.55	ug/kg	
107-06-2	1,2-Dichloroethane	ND	1.1	0.53	ug/kg	
75-35-4	1,1-Dichloroethene	ND	1.1	0.73	ug/kg	
156-59-2	cis-1,2-Dichloroethene	ND	1.1	0.94	ug/kg	
156-60-5	trans-1,2-Dichloroethene	ND	1.1	0.68	ug/kg	
78-87-5	1,2-Dichloropropane	ND	2.2	0.53	ug/kg	
10061-01-5	cis-1,3-Dichloropropene	ND	2.2	0.53	ug/kg	
10061-02-6	trans-1,3-Dichloropropene	ND	2.2	0.51	ug/kg	
100-41-4	Ethylbenzene	ND	1.1	0.51	ug/kg	
76-13-1	Freon 113	ND	5.6	3.0	ug/kg	
591-78-6	2-Hexanone	ND	5.6	2.4	ug/kg	

ND = Not detected MDL = Method Detection Limit
RL = Reporting Limit
E = Indicates value exceeds calibration range

J = Indicates an estimated value
B = Indicates analyte found in associated method blank
N = Indicates presumptive evidence of a compound

Report of Analysis

Client Sample ID:	TT-SB-02-7.0-9.0		
Lab Sample ID:	JD35644-2	**Date Sampled:**	11/18/21
Matrix:	SO - Soil	**Date Received:**	11/19/21
Method:	SW846 8260D SW846 5035	**Percent Solids:**	89.5
Project:	2nd Avenue and 33-39th Street, Brooklyn, NY		

VOA TCL List

CAS No.	Compound	Result	RL	MDL	Units	Q
98-82-8	Isopropylbenzene	ND	2.2	1.6	ug/kg	
79-20-9	Methyl Acetate	ND	5.6	1.6	ug/kg	
108-87-2	Methylcyclohexane	ND	2.2	0.98	ug/kg	
1634-04-4	Methyl Tert Butyl Ether	ND	1.1	0.52	ug/kg	
108-10-1	4-Methyl-2-pentanone(MIBK)	ND	5.6	2.5	ug/kg	
75-09-2	Methylene chloride	ND	5.6	2.9	ug/kg	
100-42-5	Styrene	ND	2.2	0.45	ug/kg	
79-34-5	1,1,2,2-Tetrachloroethane	ND	2.2	0.67	ug/kg	
127-18-4	Tetrachloroethene	ND	2.2	0.65	ug/kg	
108-88-3	Toluene	ND	1.1	0.59	ug/kg	
87-61-6	1,2,3-Trichlorobenzene	ND	5.6	2.8	ug/kg	
120-82-1	1,2,4-Trichlorobenzene	ND	5.6	2.8	ug/kg	
71-55-6	1,1,1-Trichloroethane	ND	2.2	0.54	ug/kg	
79-00-5	1,1,2-Trichloroethane	ND	2.2	0.62	ug/kg	
79-01-6	Trichloroethene	ND	1.1	0.85	ug/kg	
75-69-4	Trichlorofluoromethane	ND	5.6	0.76	ug/kg	
75-01-4	Vinyl chloride	ND	2.2	0.54	ug/kg	
	m,p-Xylene	ND	1.1	1.0	ug/kg	
95-47-6	o-Xylene	ND	1.1	0.51	ug/kg	
1330-20-7	Xylene (total)	ND	1.1	0.51	ug/kg	

CAS No.	Surrogate Recoveries	Run# 1	Run# 2	Limits
1868-53-7	Dibromofluoromethane	102%		72-130%
17060-07-0	1,2-Dichloroethane-D4	100%		75-131%
2037-26-5	Toluene-D8	90%		81-121%
460-00-4	4-Bromofluorobenzene	96%		60-141%

CAS No.	Tentatively Identified Compounds	R.T.	Est. Conc.	Units	Q
	Total TIC, Volatile		0	ug/kg	

(a) Associated CCV outside of control limits high, sample was ND.

ND = Not detected MDL = Method Detection Limit
RL = Reporting Limit
E = Indicates value exceeds calibration range

J = Indicates an estimated value
B = Indicates analyte found in associated method blank
N = Indicates presumptive evidence of a compound

Report of Analysis

Client Sample ID:	TT-SB-02-7.0-9.0		
Lab Sample ID:	JD35644-2	**Date Sampled:**	11/18/21
Matrix:	SO - Soil	**Date Received:**	11/19/21
Method:	SW846 8270E SW846 3546	**Percent Solids:**	89.5
Project:	2nd Avenue and 33-39th Street, Brooklyn, NY		

	File ID	DF	Analyzed	By	Prep Date	Prep Batch	Analytical Batch
Run #1	M176929.D	1	12/11/21 00:44	KLS	11/23/21 10:30	OP36783	EM7605
Run #2							

	Initial Weight	Final Volume
Run #1	30.6 g	1.0 ml
Run #2		

ABN TCL List (SOM0 2.0)

CAS No.	Compound	Result	RL	MDL	Units	Q
95-57-8	2-Chlorophenol	ND	73	18	ug/kg	
59-50-7	4-Chloro-3-methyl phenol	ND	180	22	ug/kg	
120-83-2	2,4-Dichlorophenol	ND	180	31	ug/kg	
105-67-9	2,4-Dimethylphenol	ND	180	65	ug/kg	
51-28-5	2,4-Dinitrophenol [a]	ND	180	140	ug/kg	
534-52-1	4,6-Dinitro-o-cresol [a]	ND	180	39	ug/kg	
95-48-7	2-Methylphenol	ND	73	23	ug/kg	
	3&4-Methylphenol	ND	73	30	ug/kg	
88-75-5	2-Nitrophenol [a]	ND	180	24	ug/kg	
100-02-7	4-Nitrophenol	ND	370	97	ug/kg	
87-86-5	Pentachlorophenol	ND	150	34	ug/kg	
108-95-2	Phenol	ND	73	19	ug/kg	
58-90-2	2,3,4,6-Tetrachlorophenol [a]	ND	180	24	ug/kg	
95-95-4	2,4,5-Trichlorophenol	ND	180	27	ug/kg	
88-06-2	2,4,6-Trichlorophenol	ND	180	22	ug/kg	
83-32-9	Acenaphthene	31.0	37	13	ug/kg	J
208-96-8	Acenaphthylene	ND	37	19	ug/kg	
98-86-2	Acetophenone [a]	ND	180	7.9	ug/kg	
120-12-7	Anthracene	88.1	37	22	ug/kg	
1912-24-9	Atrazine [b]	ND	73	16	ug/kg	
56-55-3	Benzo(a)anthracene	230	37	10	ug/kg	
50-32-8	Benzo(a)pyrene	192	37	17	ug/kg	
205-99-2	Benzo(b)fluoranthene	250	37	16	ug/kg	
191-24-2	Benzo(g,h,i)perylene	106	37	18	ug/kg	
207-08-9	Benzo(k)fluoranthene	98.3	37	17	ug/kg	
101-55-3	4-Bromophenyl phenyl ether	ND	73	14	ug/kg	
85-68-7	Butyl benzyl phthalate	ND	73	8.9	ug/kg	
92-52-4	1,1'-Biphenyl	ND	73	5.0	ug/kg	
100-52-7	Benzaldehyde	ND	180	9.1	ug/kg	
91-58-7	2-Chloronaphthalene	ND	73	8.7	ug/kg	
106-47-8	4-Chloroaniline	ND	180	13	ug/kg	
86-74-8	Carbazole	28.5	73	5.3	ug/kg	J

ND = Not detected MDL = Method Detection Limit J = Indicates an estimated value
RL = Reporting Limit B = Indicates analyte found in associated method blank
E = Indicates value exceeds calibration range N = Indicates presumptive evidence of a compound

Report of Analysis

Client Sample ID:	TT-SB-02-7.0-9.0		
Lab Sample ID:	JD35644-2	**Date Sampled:**	11/18/21
Matrix:	SO - Soil	**Date Received:**	11/19/21
Method:	SW846 8270E SW846 3546	**Percent Solids:**	89.5
Project:	2nd Avenue and 33-39th Street, Brooklyn, NY		

ABN TCL List (SOM0 2.0)

CAS No.	Compound	Result	RL	MDL	Units	Q
105-60-2	Caprolactam	ND	73	14	ug/kg	
218-01-9	Chrysene	230	37	12	ug/kg	
111-91-1	bis(2-Chloroethoxy)methane	ND	73	7.8	ug/kg	
111-44-4	bis(2-Chloroethyl)ether	ND	73	16	ug/kg	
108-60-1	2,2'-Oxybis(1-chloropropane)	ND	73	13	ug/kg	
7005-72-3	4-Chlorophenyl phenyl ether	ND	73	12	ug/kg	
121-14-2	2,4-Dinitrotoluene [a]	ND	37	11	ug/kg	
606-20-2	2,6-Dinitrotoluene	ND	37	18	ug/kg	
91-94-1	3,3'-Dichlorobenzidine	ND	73	30	ug/kg	
123-91-1	1,4-Dioxane	ND	37	24	ug/kg	
53-70-3	Dibenzo(a,h)anthracene	35.4	37	16	ug/kg	J
132-64-9	Dibenzofuran	16.2	73	15	ug/kg	J
84-74-2	Di-n-butyl phthalate	ND	73	6.0	ug/kg	
117-84-0	Di-n-octyl phthalate	ND	73	9.1	ug/kg	
84-66-2	Diethyl phthalate	ND	73	7.8	ug/kg	
131-11-3	Dimethyl phthalate	ND	73	6.5	ug/kg	
117-81-7	bis(2-Ethylhexyl)phthalate	99.5	73	8.5	ug/kg	
206-44-0	Fluoranthene	463	37	16	ug/kg	
86-73-7	Fluorene	39.4	37	17	ug/kg	
118-74-1	Hexachlorobenzene	ND	73	9.2	ug/kg	
87-68-3	Hexachlorobutadiene [a]	ND	37	15	ug/kg	
77-47-4	Hexachlorocyclopentadiene	ND	370	15	ug/kg	
67-72-1	Hexachloroethane	ND	180	18	ug/kg	
193-39-5	Indeno(1,2,3-cd)pyrene	127	37	17	ug/kg	
78-59-1	Isophorone	ND	73	7.8	ug/kg	
91-57-6	2-Methylnaphthalene	13.4	37	8.3	ug/kg	J
88-74-4	2-Nitroaniline [a]	ND	180	8.6	ug/kg	
99-09-2	3-Nitroaniline	ND	180	9.1	ug/kg	
100-01-6	4-Nitroaniline	ND	180	9.5	ug/kg	
91-20-3	Naphthalene	10.6	37	10	ug/kg	J
98-95-3	Nitrobenzene	ND	73	14	ug/kg	
621-64-7	N-Nitroso-di-n-propylamine [a]	ND	73	11	ug/kg	
86-30-6	N-Nitrosodiphenylamine	ND	180	13	ug/kg	
85-01-8	Phenanthrene	356	37	12	ug/kg	
129-00-0	Pyrene	446	37	12	ug/kg	
95-94-3	1,2,4,5-Tetrachlorobenzene	ND	180	9.3	ug/kg	

CAS No.	Surrogate Recoveries	Run# 1	Run# 2	Limits
367-12-4	2-Fluorophenol	55%		10-109%

ND = Not detected MDL = Method Detection Limit
RL = Reporting Limit
E = Indicates value exceeds calibration range

J = Indicates an estimated value
B = Indicates analyte found in associated method blank
N = Indicates presumptive evidence of a compound

Report of Analysis

Client Sample ID:	TT-SB-02-7.0-9.0		
Lab Sample ID:	JD35644-2	**Date Sampled:**	11/18/21
Matrix:	SO - Soil	**Date Received:**	11/19/21
Method:	SW846 8270E SW846 3546	**Percent Solids:**	89.5
Project:	2nd Avenue and 33-39th Street, Brooklyn, NY		

ABN TCL List (SOM0 2.0)

CAS No.	Surrogate Recoveries	Run# 1	Run# 2	Limits
4165-62-2	Phenol-d5	55%		10-105%
118-79-6	2,4,6-Tribromophenol	88%		10-135%
4165-60-0	Nitrobenzene-d5	70%		10-119%
321-60-8	2-Fluorobiphenyl	63%		18-112%
1718-51-0	Terphenyl-d14	64%		18-125%

CAS No.	Tentatively Identified Compounds	R.T.	Est. Conc.	Units	Q
	System artifact/aldol-condensation	3.26	230	ug/kg	J
	Internal standard added for SIM test	4.63	160	ug/kg	J
	Internal standard added for SIM test	6.51	180	ug/kg	J
	Octadecenamide	14.90	610	ug/kg	J
	Total TIC, Semi-Volatile		610	ug/kg	J

(a) Associated CCV outside of control limits high,sample was ND.
(b) Associated CCV outside of control limits high,sample was ND. Associated CCV outside of control limits high, sample was ND.

ND = Not detected MDL = Method Detection Limit
RL = Reporting Limit
E = Indicates value exceeds calibration range

J = Indicates an estimated value
B = Indicates analyte found in associated method blank
N = Indicates presumptive evidence of a compound

Report of Analysis

Client Sample ID:	TT-SB-02-7.0-9.0		
Lab Sample ID:	JD35644-2	**Date Sampled:**	11/18/21
Matrix:	SO - Soil	**Date Received:**	11/19/21
Method:	SW846 8270E BY SIM SW846 3546	**Percent Solids:**	89.5
Project:	2nd Avenue and 33-39th Street, Brooklyn, NY		

	File ID	DF	Analyzed	By	Prep Date	Prep Batch	Analytical Batch
Run #1	4M105022.D	1	12/10/21 22:45	KLS	11/23/21 10:30	OP36783A	E4M4881
Run #2							

	Initial Weight	Final Volume
Run #1	30.6 g	1.0 ml
Run #2		

CAS No.	Compound	Result	RL	MDL	Units	Q
123-91-1	1,4-Dioxane	ND	3.7	1.8	ug/kg	

CAS No.	Surrogate Recoveries	Run# 1	Run# 2	Limits
4165-60-0	Nitrobenzene-d5	58%		10-107%
321-60-8	2-Fluorobiphenyl	59%		17-91%
1718-51-0	Terphenyl-d14	60%		17-105%

ND = Not detected MDL = Method Detection Limit J = Indicates an estimated value
RL = Reporting Limit B = Indicates analyte found in associated method blank
E = Indicates value exceeds calibration range N = Indicates presumptive evidence of a compound

Report of Analysis

Client Sample ID:	TT-SB-02-7.0-9.0		
Lab Sample ID:	JD35644-2	**Date Sampled:**	11/18/21
Matrix:	SO - Soil	**Date Received:**	11/19/21
Method:	SW846 8151A SW846 3546	**Percent Solids:**	89.5
Project:	2nd Avenue and 33-39th Street, Brooklyn, NY		

	File ID	DF	Analyzed	By	Prep Date	Prep Batch	Analytical Batch
Run #1	3G134216.D	1	11/25/21 07:43	RK	11/24/21 10:05	OP36792	G3G4896
Run #2							

	Initial Weight	Final Volume
Run #1	15.1 g	5.0 ml
Run #2		

Herbicide List

CAS No.	Compound	Result	RL	MDL	Units	Q
94-75-7	2,4-D	ND	18	8.3	ug/kg	
93-72-1	2,4,5-TP (Silvex)	ND	3.7	2.1	ug/kg	
93-76-5	2,4,5-T	ND	3.7	1.8	ug/kg	

CAS No.	Surrogate Recoveries	Run# 1	Run# 2	Limits
19719-28-9	2,4-DCAA	80%		10-125%
19719-28-9	2,4-DCAA	69%		10-125%

ND = Not detected MDL = Method Detection Limit
RL = Reporting Limit
E = Indicates value exceeds calibration range

J = Indicates an estimated value
B = Indicates analyte found in associated method blank
N = Indicates presumptive evidence of a compound

Report of Analysis

Client Sample ID:	TT-SB-02-7.0-9.0		
Lab Sample ID:	JD35644-2	**Date Sampled:**	11/18/21
Matrix:	SO - Soil	**Date Received:**	11/19/21
Method:	SW846 8081B SW846 3546	**Percent Solids:**	89.5
Project:	2nd Avenue and 33-39th Street, Brooklyn, NY		

	File ID	DF	Analyzed	By	Prep Date	Prep Batch	Analytical Batch
Run #1	4G9723089.D	1	11/24/21 21:15	TC	11/23/21 10:00	OP36786	G4G3662
Run #2							

	Initial Weight	Final Volume
Run #1	15.0 g	10.0 ml
Run #2		

Pesticide TCL List

CAS No.	Compound	Result	RL	MDL	Units	Q
309-00-2	Aldrin	ND	0.74	0.61	ug/kg	
319-84-6	alpha-BHC	ND	0.74	0.61	ug/kg	
319-85-7	beta-BHC	ND	0.74	0.67	ug/kg	
319-86-8	delta-BHC	ND	0.74	0.72	ug/kg	
58-89-9	gamma-BHC (Lindane)	ND	0.74	0.55	ug/kg	
5103-71-9	alpha-Chlordane	ND	0.74	0.60	ug/kg	
5103-74-2	gamma-Chlordane	ND	0.74	0.34	ug/kg	
60-57-1	Dieldrin	ND	0.74	0.51	ug/kg	
72-54-8	4,4'-DDD	ND	0.74	0.68	ug/kg	
72-55-9	4,4'-DDE	ND	0.74	0.65	ug/kg	
50-29-3	4,4'-DDT	ND	0.74	0.66	ug/kg	
72-20-8	Endrin	ND	0.74	0.58	ug/kg	
1031-07-8	Endosulfan sulfate	ND	0.74	0.58	ug/kg	
7421-93-4	Endrin aldehyde	ND	0.74	0.42	ug/kg	
959-98-8	Endosulfan-I	ND	0.74	0.43	ug/kg	
33213-65-9	Endosulfan-II	ND	0.74	0.46	ug/kg	
76-44-8	Heptachlor	ND	0.74	0.64	ug/kg	
1024-57-3	Heptachlor epoxide	ND	0.74	0.52	ug/kg	
72-43-5	Methoxychlor	ND	1.5	0.59	ug/kg	
53494-70-5	Endrin ketone	ND	0.74	0.54	ug/kg	
8001-35-2	Toxaphene	ND	19	17	ug/kg	

CAS No.	Surrogate Recoveries	Run# 1	Run# 2	Limits
877-09-8	Tetrachloro-m-xylene	88%		27-138%
877-09-8	Tetrachloro-m-xylene	117%		27-138%
2051-24-3	Decachlorobiphenyl	76%		10-179%
2051-24-3	Decachlorobiphenyl	102%		10-179%

ND = Not detected MDL = Method Detection Limit
RL = Reporting Limit
E = Indicates value exceeds calibration range

J = Indicates an estimated value
B = Indicates analyte found in associated method blank
N = Indicates presumptive evidence of a compound

Report of Analysis

Client Sample ID:	TT-SB-02-7.0-9.0		
Lab Sample ID:	JD35644-2	**Date Sampled:**	11/18/21
Matrix:	SO - Soil	**Date Received:**	11/19/21
Method:	SW846 8082A SW846 3546	**Percent Solids:**	89.5
Project:	2nd Avenue and 33-39th Street, Brooklyn, NY		

	File ID	DF	Analyzed	By	Prep Date	Prep Batch	Analytical Batch
Run #1	RK6645.D	1	11/25/21 17:40	CP	11/23/21 10:00	OP36787	GRK173
Run #2							

	Initial Weight	Final Volume
Run #1	15.0 g	10.0 ml
Run #2		

PCB List

CAS No.	Compound	Result	RL	MDL	Units	Q
12674-11-2	Aroclor 1016 [a]	ND	37	17	ug/kg	
11104-28-2	Aroclor 1221	ND	37	23	ug/kg	
11141-16-5	Aroclor 1232	ND	37	24	ug/kg	
53469-21-9	Aroclor 1242	ND	37	15	ug/kg	
12672-29-6	Aroclor 1248	ND	37	33	ug/kg	
11097-69-1	Aroclor 1254	ND	37	20	ug/kg	
11096-82-5	Aroclor 1260 [a]	ND	37	16	ug/kg	
11100-14-4	Aroclor 1268	ND	37	16	ug/kg	
37324-23-5	Aroclor 1262	ND	37	24	ug/kg	

CAS No.	Surrogate Recoveries	Run# 1	Run# 2	Limits
877-09-8	Tetrachloro-m-xylene	131%		24-152%
877-09-8	Tetrachloro-m-xylene	118%		24-152%
2051-24-3	Decachlorobiphenyl	93%		10-172%
2051-24-3	Decachlorobiphenyl	119%		10-172%

(a) Associated CCV outside of control limits high, sample was ND.

ND = Not detected MDL = Method Detection Limit
RL = Reporting Limit
E = Indicates value exceeds calibration range

J = Indicates an estimated value
B = Indicates analyte found in associated method blank
N = Indicates presumptive evidence of a compound

Report of Analysis

Client Sample ID:	TT-SB-02-7.0-9.0		
Lab Sample ID:	JD35644-2	**Date Sampled:**	11/18/21
Matrix:	SO - Soil	**Date Received:**	11/19/21
		Percent Solids:	89.5
Project:	2nd Avenue and 33-39th Street, Brooklyn, NY		

Metals Analysis

Analyte	Result	RL	Units	DF	Prep	Analyzed	By	Method	Prep Method
Aluminum	7900	56	mg/kg	1	11/30/21	12/01/21	ND	SW846 6010D [2]	SW846 3050B [4]
Antimony	< 2.3	2.3	mg/kg	1	11/30/21	12/01/21	ND	SW846 6010D [2]	SW846 3050B [4]
Arsenic	6.2	2.3	mg/kg	1	11/30/21	12/01/21	ND	SW846 6010D [2]	SW846 3050B [4]
Barium	90.8	23	mg/kg	1	11/30/21	12/01/21	ND	SW846 6010D [2]	SW846 3050B [4]
Beryllium	0.45	0.23	mg/kg	1	11/30/21	12/01/21	ND	SW846 6010D [2]	SW846 3050B [4]
Cadmium	< 0.56	0.56	mg/kg	1	11/30/21	12/01/21	ND	SW846 6010D [2]	SW846 3050B [4]
Calcium	13900	560	mg/kg	1	11/30/21	12/01/21	ND	SW846 6010D [2]	SW846 3050B [4]
Chromium	12.2	1.1	mg/kg	1	11/30/21	12/01/21	ND	SW846 6010D [2]	SW846 3050B [4]
Cobalt	5.6	5.6	mg/kg	1	11/30/21	12/01/21	ND	SW846 6010D [2]	SW846 3050B [4]
Copper	31.0	2.8	mg/kg	1	11/30/21	12/01/21	ND	SW846 6010D [2]	SW846 3050B [4]
Iron	14800	56	mg/kg	1	11/30/21	12/01/21	ND	SW846 6010D [2]	SW846 3050B [4]
Lead	270	2.3	mg/kg	1	11/30/21	12/01/21	ND	SW846 6010D [2]	SW846 3050B [4]
Magnesium	3150	560	mg/kg	1	11/30/21	12/01/21	ND	SW846 6010D [2]	SW846 3050B [4]
Manganese	270	1.7	mg/kg	1	11/30/21	12/01/21	ND	SW846 6010D [2]	SW846 3050B [4]
Mercury	0.18	0.030	mg/kg	1	11/24/21	11/24/21	SB	SW846 7471B [1]	SW846 7471B [3]
Nickel	14.1	4.5	mg/kg	1	11/30/21	12/01/21	ND	SW846 6010D [2]	SW846 3050B [4]
Potassium	< 1100	1100	mg/kg	1	11/30/21	12/01/21	ND	SW846 6010D [2]	SW846 3050B [4]
Selenium	< 2.3	2.3	mg/kg	1	11/30/21	12/01/21	ND	SW846 6010D [2]	SW846 3050B [4]
Silver	0.82	0.56	mg/kg	1	11/30/21	12/01/21	ND	SW846 6010D [2]	SW846 3050B [4]
Sodium	< 1100	1100	mg/kg	1	11/30/21	12/01/21	ND	SW846 6010D [2]	SW846 3050B [4]
Thallium	< 1.1	1.1	mg/kg	1	11/30/21	12/01/21	ND	SW846 6010D [2]	SW846 3050B [4]
Vanadium	20.5	5.6	mg/kg	1	11/30/21	12/01/21	ND	SW846 6010D [2]	SW846 3050B [4]
Zinc	95.2	5.6	mg/kg	1	11/30/21	12/01/21	ND	SW846 6010D [2]	SW846 3050B [4]

(1) Instrument QC Batch: MA51485
(2) Instrument QC Batch: MA51523
(3) Prep QC Batch: MP30023
(4) Prep QC Batch: MP30071

RL = Reporting Limit

Report of Analysis

Client Sample ID:	TT-SB-02-7.0-9.0		
Lab Sample ID:	JD35644-2	**Date Sampled:**	11/18/21
Matrix:	SO - Soil	**Date Received:**	11/19/21
		Percent Solids:	89.5
Project:	2nd Avenue and 33-39th Street, Brooklyn, NY		

General Chemistry

Analyte	Result	RL	Units	DF	Analyzed	By	Method
Cyanide [a]	< 0.32	0.32	mg/kg	1	12/09/21 02:02	EB	SW846 9012B/LACHAT
Solids, Percent	89.5		%	1	11/22/21 17:03	BG	SM2540 G 18TH ED MOD

(a) Sample prepped within holding time, but run out of holding time.

RL = Reporting Limit

Report of Analysis

Client Sample ID:	TT-SB-02-7.0-9.0		
Lab Sample ID:	JD35644-2A	**Date Sampled:**	11/18/21
Matrix:	SO - Soil	**Date Received:**	11/19/21
Method:	EPA 537M BY ID IN HOUSE	**Percent Solids:**	89.5
Project:	2nd Avenue and 33-39th Street, Brooklyn, NY		

	File ID	DF	Analyzed	By	Prep Date	Prep Batch	Analytical Batch
Run #1 [a]	4Q23726.D	1	12/16/21 08:03	AFL	12/08/21 07:00	F:OP88699	F:S4Q325
Run #2							

	Initial Weight	Final Volume
Run #1	2.06 g	1.0 ml
Run #2		

PFAS List

CAS No.	Compound	Result	RL	MDL	Units	Q
PERFLUOROALKYLCARBOXYLIC ACIDS						
375-22-4	Perfluorobutanoic acid	ND	1.1	0.41	ug/kg	
2706-90-3	Perfluoropentanoic acid	ND	0.54	0.27	ug/kg	
307-24-4	Perfluorohexanoic acid	ND	0.54	0.27	ug/kg	
375-85-9	Perfluoroheptanoic acid	ND	0.54	0.27	ug/kg	
335-67-1	Perfluorooctanoic acid	ND	0.54	0.27	ug/kg	
375-95-1	Perfluorononanoic acid	ND	0.54	0.27	ug/kg	
335-76-2	Perfluorodecanoic acid	ND	0.54	0.27	ug/kg	
2058-94-8	Perfluoroundecanoic acid	ND	0.54	0.27	ug/kg	
307-55-1	Perfluorododecanoic acid	ND	0.54	0.27	ug/kg	
72629-94-8	Perfluorotridecanoic acid	ND	0.54	0.29	ug/kg	
376-06-7	Perfluorotetradecanoic acid	ND	0.54	0.27	ug/kg	
PERFLUOROALKYLSULFONIC ACIDS						
375-73-5	Perfluorobutanesulfonic acid	ND	0.54	0.27	ug/kg	
355-46-4	Perfluorohexanesulfonic acid	ND	0.54	0.27	ug/kg	
375-92-8	Perfluoroheptanesulfonic acid	ND	0.54	0.27	ug/kg	
1763-23-1	Perfluorooctanesulfonic acid	ND	0.54	0.27	ug/kg	
335-77-3	Perfluorodecanesulfonic acid	ND	0.54	0.27	ug/kg	
PERFLUOROOCTANESULFONAMIDES						
754-91-6	PFOSA	ND	0.54	0.27	ug/kg	
PERFLUOROOCTANESULFONAMIDOACETIC ACIDS						
2355-31-9	MeFOSAA	ND	1.1	0.54	ug/kg	
2991-50-6	EtFOSAA	ND	1.1	0.54	ug/kg	
FLUOROTELOMER SULFONATES						
27619-97-2	6:2 Fluorotelomer sulfonate	ND	1.1	0.27	ug/kg	
39108-34-4	8:2 Fluorotelomer sulfonate	ND	1.1	0.27	ug/kg	

ND = Not detected MDL = Method Detection Limit J = Indicates an estimated value
RL = Reporting Limit B = Indicates analyte found in associated method blank
E = Indicates value exceeds calibration range N = Indicates presumptive evidence of a compound

Report of Analysis

Client Sample ID:	TT-SB-02-7.0-9.0		
Lab Sample ID:	JD35644-2A	**Date Sampled:**	11/18/21
Matrix:	SO - Soil	**Date Received:**	11/19/21
Method:	EPA 537M BY ID IN HOUSE	**Percent Solids:**	89.5
Project:	2nd Avenue and 33-39th Street, Brooklyn, NY		

PFAS List

CAS No.	ID Standard Recoveries	Run# 1	Run# 2	Limits
	13C4-PFBA	88%		40-140%
	13C5-PFPeA	93%		50-150%
	13C5-PFHxA	93%		50-150%
	13C4-PFHpA	95%		50-150%
	13C8-PFOA	97%		50-150%
	13C9-PFNA	97%		50-150%
	13C6-PFDA	100%		50-150%
	13C7-PFUnDA	98%		40-140%
	13C2-PFDoDA	98%		40-140%
	13C2-PFTeDA	98%		30-130%
	13C3-PFBS	93%		50-150%
	13C3-PFHxS	94%		50-150%
	13C8-PFOS	99%		50-150%
	13C8-FOSA	94%		30-130%
	d3-MeFOSAA	115%		40-140%
	d5-EtFOSAA	125%		40-140%
	13C2-6:2FTS	93%		50-150%
	13C2-8:2FTS	96%		50-150%

(a) Analysis performed at SGS Orlando, FL.

ND = Not detected MDL = Method Detection Limit
RL = Reporting Limit
E = Indicates value exceeds calibration range

J = Indicates an estimated value
B = Indicates analyte found in associated method blank
N = Indicates presumptive evidence of a compound

Report of Analysis

Client Sample ID:	TT-SB-03-7.0-9.0		
Lab Sample ID:	JD35644-3	**Date Sampled:**	11/19/21
Matrix:	SO - Soil	**Date Received:**	11/19/21
Method:	SW846 8260D SW846 5035	**Percent Solids:**	95.0
Project:	2nd Avenue and 33-39th Street, Brooklyn, NY		

	File ID	DF	Analyzed	By	Prep Date	Prep Batch	Analytical Batch
Run #1	I240169.D	1	11/24/21 16:31	TDN	11/20/21 13:00	n/a	VI9765
Run #2							

	Initial Weight
Run #1	5.5 g
Run #2	

VOA TCL List

CAS No.	Compound	Result	RL	MDL	Units	Q
67-64-1	Acetone	ND	9.6	4.0	ug/kg	
71-43-2	Benzene	ND	0.48	0.44	ug/kg	
74-97-5	Bromochloromethane	ND	4.8	0.54	ug/kg	
75-27-4	Bromodichloromethane	ND	1.9	0.41	ug/kg	
75-25-2	Bromoform [a]	ND	4.8	1.3	ug/kg	
74-83-9	Bromomethane	ND	4.8	0.73	ug/kg	
78-93-3	2-Butanone (MEK)	ND	9.6	2.3	ug/kg	
75-15-0	Carbon disulfide	ND	1.9	0.51	ug/kg	
56-23-5	Carbon tetrachloride	ND	1.9	0.59	ug/kg	
108-90-7	Chlorobenzene	ND	1.9	0.44	ug/kg	
75-00-3	Chloroethane	ND	4.8	0.57	ug/kg	
67-66-3	Chloroform	ND	1.9	0.50	ug/kg	
74-87-3	Chloromethane	ND	4.8	1.9	ug/kg	
110-82-7	Cyclohexane	ND	1.9	0.63	ug/kg	
96-12-8	1,2-Dibromo-3-chloropropane	ND	1.9	0.66	ug/kg	
124-48-1	Dibromochloromethane	ND	1.9	0.54	ug/kg	
106-93-4	1,2-Dibromoethane	ND	0.96	0.40	ug/kg	
95-50-1	1,2-Dichlorobenzene	ND	0.96	0.52	ug/kg	
541-73-1	1,3-Dichlorobenzene	ND	0.96	0.47	ug/kg	
106-46-7	1,4-Dichlorobenzene	ND	0.96	0.47	ug/kg	
75-71-8	Dichlorodifluoromethane	ND	4.8	0.70	ug/kg	
75-34-3	1,1-Dichloroethane	ND	0.96	0.47	ug/kg	
107-06-2	1,2-Dichloroethane	ND	0.96	0.45	ug/kg	
75-35-4	1,1-Dichloroethene	ND	0.96	0.63	ug/kg	
156-59-2	cis-1,2-Dichloroethene	ND	0.96	0.80	ug/kg	
156-60-5	trans-1,2-Dichloroethene	ND	0.96	0.58	ug/kg	
78-87-5	1,2-Dichloropropane	ND	1.9	0.45	ug/kg	
10061-01-5	cis-1,3-Dichloropropene	ND	1.9	0.45	ug/kg	
10061-02-6	trans-1,3-Dichloropropene	ND	1.9	0.44	ug/kg	
100-41-4	Ethylbenzene	ND	0.96	0.43	ug/kg	
76-13-1	Freon 113	ND	4.8	2.6	ug/kg	
591-78-6	2-Hexanone	ND	4.8	2.0	ug/kg	

ND = Not detected MDL = Method Detection Limit
RL = Reporting Limit
E = Indicates value exceeds calibration range

J = Indicates an estimated value
B = Indicates analyte found in associated method blank
N = Indicates presumptive evidence of a compound

Report of Analysis

Client Sample ID:	TT-SB-03-7.0-9.0		
Lab Sample ID:	JD35644-3	**Date Sampled:**	11/19/21
Matrix:	SO - Soil	**Date Received:**	11/19/21
Method:	SW846 8260D SW846 5035	**Percent Solids:**	95.0
Project:	2nd Avenue and 33-39th Street, Brooklyn, NY		

VOA TCL List

CAS No.	Compound	Result	RL	MDL	Units	Q
98-82-8	Isopropylbenzene	ND	1.9	1.4	ug/kg	
79-20-9	Methyl Acetate	ND	4.8	1.3	ug/kg	
108-87-2	Methylcyclohexane	ND	1.9	0.84	ug/kg	
1634-04-4	Methyl Tert Butyl Ether	ND	0.96	0.45	ug/kg	
108-10-1	4-Methyl-2-pentanone(MIBK)	ND	4.8	2.2	ug/kg	
75-09-2	Methylene chloride	ND	4.8	2.5	ug/kg	
100-42-5	Styrene	ND	1.9	0.38	ug/kg	
79-34-5	1,1,2,2-Tetrachloroethane	ND	1.9	0.57	ug/kg	
127-18-4	Tetrachloroethene	ND	1.9	0.56	ug/kg	
108-88-3	Toluene	ND	0.96	0.50	ug/kg	
87-61-6	1,2,3-Trichlorobenzene	ND	4.8	2.4	ug/kg	
120-82-1	1,2,4-Trichlorobenzene	ND	4.8	2.4	ug/kg	
71-55-6	1,1,1-Trichloroethane	ND	1.9	0.46	ug/kg	
79-00-5	1,1,2-Trichloroethane	ND	1.9	0.53	ug/kg	
79-01-6	Trichloroethene	ND	0.96	0.73	ug/kg	
75-69-4	Trichlorofluoromethane	ND	4.8	0.65	ug/kg	
75-01-4	Vinyl chloride	ND	1.9	0.46	ug/kg	
	m,p-Xylene	ND	0.96	0.86	ug/kg	
95-47-6	o-Xylene	ND	0.96	0.44	ug/kg	
1330-20-7	Xylene (total)	ND	0.96	0.44	ug/kg	

CAS No.	Surrogate Recoveries	Run# 1	Run# 2	Limits
1868-53-7	Dibromofluoromethane	102%		72-130%
17060-07-0	1,2-Dichloroethane-D4	100%		75-131%
2037-26-5	Toluene-D8	88%		81-121%
460-00-4	4-Bromofluorobenzene	95%		60-141%

CAS No.	Tentatively Identified Compounds	R.T.	Est. Conc.	Units	Q
	Total TIC, Volatile		0	ug/kg	

(a) Associated CCV outside of control limits high, sample was ND.

ND = Not detected MDL = Method Detection Limit
RL = Reporting Limit
E = Indicates value exceeds calibration range

J = Indicates an estimated value
B = Indicates analyte found in associated method blank
N = Indicates presumptive evidence of a compound

Report of Analysis

Client Sample ID:	TT-SB-03-7.0-9.0		
Lab Sample ID:	JD35644-3	**Date Sampled:**	11/19/21
Matrix:	SO - Soil	**Date Received:**	11/19/21
Method:	SW846 8270E SW846 3546	**Percent Solids:**	95.0
Project:	2nd Avenue and 33-39th Street, Brooklyn, NY		

	File ID	DF	Analyzed	By	Prep Date	Prep Batch	Analytical Batch
Run #1	M176655.D	1	11/25/21 01:07	CS	11/23/21 10:30	OP36783	EM7594
Run #2							

	Initial Weight	Final Volume
Run #1	30.6 g	1.0 ml
Run #2		

ABN TCL List (SOM0 2.0)

CAS No.	Compound	Result	RL	MDL	Units	Q
95-57-8	2-Chlorophenol	ND	69	17	ug/kg	
59-50-7	4-Chloro-3-methyl phenol	ND	170	21	ug/kg	
120-83-2	2,4-Dichlorophenol	ND	170	29	ug/kg	
105-67-9	2,4-Dimethylphenol	ND	170	61	ug/kg	
51-28-5	2,4-Dinitrophenol [a]	ND	170	130	ug/kg	
534-52-1	4,6-Dinitro-o-cresol [a]	ND	170	37	ug/kg	
95-48-7	2-Methylphenol	ND	69	22	ug/kg	
	3&4-Methylphenol	ND	69	28	ug/kg	
88-75-5	2-Nitrophenol	ND	170	23	ug/kg	
100-02-7	4-Nitrophenol	ND	340	92	ug/kg	
87-86-5	Pentachlorophenol	ND	140	32	ug/kg	
108-95-2	Phenol	ND	69	18	ug/kg	
58-90-2	2,3,4,6-Tetrachlorophenol	ND	170	23	ug/kg	
95-95-4	2,4,5-Trichlorophenol	ND	170	26	ug/kg	
88-06-2	2,4,6-Trichlorophenol	ND	170	21	ug/kg	
83-32-9	Acenaphthene	ND	34	12	ug/kg	
208-96-8	Acenaphthylene	ND	34	17	ug/kg	
98-86-2	Acetophenone	ND	170	7.4	ug/kg	
120-12-7	Anthracene	ND	34	21	ug/kg	
1912-24-9	Atrazine [a]	ND	69	15	ug/kg	
56-55-3	Benzo(a)anthracene	14.8	34	9.7	ug/kg	J
50-32-8	Benzo(a)pyrene	ND	34	16	ug/kg	
205-99-2	Benzo(b)fluoranthene	15.2	34	15	ug/kg	J
191-24-2	Benzo(g,h,i)perylene	ND	34	17	ug/kg	
207-08-9	Benzo(k)fluoranthene	ND	34	16	ug/kg	
101-55-3	4-Bromophenyl phenyl ether	ND	69	13	ug/kg	
85-68-7	Butyl benzyl phthalate	ND	69	8.4	ug/kg	
92-52-4	1,1'-Biphenyl	ND	69	4.7	ug/kg	
100-52-7	Benzaldehyde	ND	170	8.5	ug/kg	
91-58-7	2-Chloronaphthalene	ND	69	8.2	ug/kg	
106-47-8	4-Chloroaniline	ND	170	12	ug/kg	
86-74-8	Carbazole	ND	69	5.0	ug/kg	

ND = Not detected MDL = Method Detection Limit
RL = Reporting Limit
E = Indicates value exceeds calibration range

J = Indicates an estimated value
B = Indicates analyte found in associated method blank
N = Indicates presumptive evidence of a compound

Report of Analysis

Client Sample ID:	TT-SB-03-7.0-9.0		
Lab Sample ID:	JD35644-3	**Date Sampled:**	11/19/21
Matrix:	SO - Soil	**Date Received:**	11/19/21
Method:	SW846 8270E SW846 3546	**Percent Solids:**	95.0
Project:	2nd Avenue and 33-39th Street, Brooklyn, NY		

ABN TCL List (SOM0 2.0)

CAS No.	Compound	Result	RL	MDL	Units	Q
105-60-2	Caprolactam	ND	69	14	ug/kg	
218-01-9	Chrysene	12.3	34	11	ug/kg	J
111-91-1	bis(2-Chloroethoxy)methane	ND	69	7.4	ug/kg	
111-44-4	bis(2-Chloroethyl)ether	ND	69	15	ug/kg	
108-60-1	2,2'-Oxybis(1-chloropropane)	ND	69	12	ug/kg	
7005-72-3	4-Chlorophenyl phenyl ether	ND	69	11	ug/kg	
121-14-2	2,4-Dinitrotoluene [a]	ND	34	11	ug/kg	
606-20-2	2,6-Dinitrotoluene	ND	34	17	ug/kg	
91-94-1	3,3'-Dichlorobenzidine	ND	69	29	ug/kg	
123-91-1	1,4-Dioxane	ND	34	23	ug/kg	
53-70-3	Dibenzo(a,h)anthracene	ND	34	15	ug/kg	
132-64-9	Dibenzofuran	ND	69	14	ug/kg	
84-74-2	Di-n-butyl phthalate	ND	69	5.6	ug/kg	
117-84-0	Di-n-octyl phthalate	ND	69	8.6	ug/kg	
84-66-2	Diethyl phthalate	ND	69	7.3	ug/kg	
131-11-3	Dimethyl phthalate	ND	69	6.1	ug/kg	
117-81-7	bis(2-Ethylhexyl)phthalate	ND	69	8.0	ug/kg	
206-44-0	Fluoranthene	19.6	34	15	ug/kg	J
86-73-7	Fluorene	ND	34	16	ug/kg	
118-74-1	Hexachlorobenzene	ND	69	8.7	ug/kg	
87-68-3	Hexachlorobutadiene	ND	34	14	ug/kg	
77-47-4	Hexachlorocyclopentadiene	ND	340	14	ug/kg	
67-72-1	Hexachloroethane	ND	170	17	ug/kg	
193-39-5	Indeno(1,2,3-cd)pyrene	ND	34	16	ug/kg	
78-59-1	Isophorone	ND	69	7.4	ug/kg	
91-57-6	2-Methylnaphthalene	ND	34	7.8	ug/kg	
88-74-4	2-Nitroaniline	ND	170	8.1	ug/kg	
99-09-2	3-Nitroaniline	ND	170	8.6	ug/kg	
100-01-6	4-Nitroaniline	ND	170	8.9	ug/kg	
91-20-3	Naphthalene	ND	34	9.7	ug/kg	
98-95-3	Nitrobenzene	ND	69	13	ug/kg	
621-64-7	N-Nitroso-di-n-propylamine	ND	69	9.9	ug/kg	
86-30-6	N-Nitrosodiphenylamine	ND	170	13	ug/kg	
85-01-8	Phenanthrene	15.2	34	12	ug/kg	J
129-00-0	Pyrene	22.6	34	11	ug/kg	J
95-94-3	1,2,4,5-Tetrachlorobenzene	ND	170	8.7	ug/kg	

CAS No.	Surrogate Recoveries	Run# 1	Run# 2	Limits
367-12-4	2-Fluorophenol	54%		7-101%

ND = Not detected MDL = Method Detection Limit
RL = Reporting Limit
E = Indicates value exceeds calibration range

J = Indicates an estimated value
B = Indicates analyte found in associated method blank
N = Indicates presumptive evidence of a compound

Report of Analysis

Client Sample ID:	TT-SB-03-7.0-9.0		
Lab Sample ID:	JD35644-3	**Date Sampled:**	11/19/21
Matrix:	SO - Soil	**Date Received:**	11/19/21
Method:	SW846 8270E SW846 3546	**Percent Solids:**	95.0
Project:	2nd Avenue and 33-39th Street, Brooklyn, NY		

ABN TCL List (SOM0 2.0)

CAS No.	Surrogate Recoveries	Run# 1	Run# 2	Limits
4165-62-2	Phenol-d5	54%		12-101%
118-79-6	2,4,6-Tribromophenol	96%		10-127%
4165-60-0	Nitrobenzene-d5	67%		15-114%
321-60-8	2-Fluorobiphenyl	71%		22-104%
1718-51-0	Terphenyl-d14	74%		23-121%

CAS No.	Tentatively Identified Compounds	R.T.	Est. Conc.	Units	Q
	System artifact	3.26	140	ug/kg	J
	System artifact/aldol-condensation	3.32	380	ug/kg	J
	Unknown	15.00	290	ug/kg	J
	Alkane	15.26	220	ug/kg	J
	Alkane	15.93	270	ug/kg	J
	Alkane	16.58	360	ug/kg	J
	Alkane	17.20	320	ug/kg	J
	Total TIC, Semi-Volatile		1460	ug/kg	J

(a) Associated CCV outside of control limits high, sample was ND.

ND = Not detected MDL = Method Detection Limit
RL = Reporting Limit
E = Indicates value exceeds calibration range

J = Indicates an estimated value
B = Indicates analyte found in associated method blank
N = Indicates presumptive evidence of a compound

Report of Analysis

Client Sample ID:	TT-SB-03-7.0-9.0		
Lab Sample ID:	JD35644-3	**Date Sampled:**	11/19/21
Matrix:	SO - Soil	**Date Received:**	11/19/21
Method:	SW846 8270E BY SIM SW846 3546	**Percent Solids:**	95.0
Project:	2nd Avenue and 33-39th Street, Brooklyn, NY		

	File ID	DF	Analyzed	By	Prep Date	Prep Batch	Analytical Batch
Run #1	4M105023.D	1	12/10/21 23:06	KLS	11/23/21 10:30	OP36783A	E4M4881
Run #2							

	Initial Weight	Final Volume
Run #1	30.6 g	1.0 ml
Run #2		

CAS No.	Compound	Result	RL	MDL	Units	Q
123-91-1	1,4-Dioxane	ND	3.4	1.7	ug/kg	

CAS No.	Surrogate Recoveries	Run# 1	Run# 2	Limits
4165-60-0	Nitrobenzene-d5	64%		10-107%
321-60-8	2-Fluorobiphenyl	63%		17-91%
1718-51-0	Terphenyl-d14	65%		17-105%

ND = Not detected MDL = Method Detection Limit J = Indicates an estimated value
RL = Reporting Limit B = Indicates analyte found in associated method blank
E = Indicates value exceeds calibration range N = Indicates presumptive evidence of a compound

Report of Analysis

Client Sample ID:	TT-SB-03-7.0-9.0		
Lab Sample ID:	JD35644-3	**Date Sampled:**	11/19/21
Matrix:	SO - Soil	**Date Received:**	11/19/21
Method:	SW846 8151A SW846 3546	**Percent Solids:**	95.0
Project:	2nd Avenue and 33-39th Street, Brooklyn, NY		

	File ID	DF	Analyzed	By	Prep Date	Prep Batch	Analytical Batch
Run #1	3G134217.D	1	11/25/21 08:10	RK	11/24/21 10:05	OP36792	G3G4896
Run #2							

	Initial Weight	Final Volume
Run #1	15.0 g	5.0 ml
Run #2		

Herbicide List

CAS No.	Compound	Result	RL	MDL	Units	Q
94-75-7	2,4-D	ND	18	7.8	ug/kg	
93-72-1	2,4,5-TP (Silvex)	ND	3.5	2.0	ug/kg	
93-76-5	2,4,5-T	ND	3.5	1.7	ug/kg	

CAS No.	Surrogate Recoveries	Run# 1	Run# 2	Limits
19719-28-9	2,4-DCAA	64%		10-125%
19719-28-9	2,4-DCAA	43%		10-125%

ND = Not detected MDL = Method Detection Limit
RL = Reporting Limit
E = Indicates value exceeds calibration range

J = Indicates an estimated value
B = Indicates analyte found in associated method blank
N = Indicates presumptive evidence of a compound

Report of Analysis

Client Sample ID:	TT-SB-03-7.0-9.0		
Lab Sample ID:	JD35644-3	**Date Sampled:**	11/19/21
Matrix:	SO - Soil	**Date Received:**	11/19/21
Method:	SW846 8081B SW846 3546	**Percent Solids:**	95.0
Project:	2nd Avenue and 33-39th Street, Brooklyn, NY		

	File ID	DF	Analyzed	By	Prep Date	Prep Batch	Analytical Batch
Run #1	4G9723090.D	1	11/24/21 21:30	TC	11/23/21 10:00	OP36786	G4G3662
Run #2							

	Initial Weight	Final Volume
Run #1	15.6 g	10.0 ml
Run #2		

Pesticide TCL List

CAS No.	Compound	Result	RL	MDL	Units	Q
309-00-2	Aldrin	ND	0.67	0.56	ug/kg	
319-84-6	alpha-BHC	ND	0.67	0.55	ug/kg	
319-85-7	beta-BHC	ND	0.67	0.61	ug/kg	
319-86-8	delta-BHC	ND	0.67	0.65	ug/kg	
58-89-9	gamma-BHC (Lindane)	ND	0.67	0.50	ug/kg	
5103-71-9	alpha-Chlordane	ND	0.67	0.54	ug/kg	
5103-74-2	gamma-Chlordane	ND	0.67	0.31	ug/kg	
60-57-1	Dieldrin	ND	0.67	0.46	ug/kg	
72-54-8	4,4'-DDD	ND	0.67	0.62	ug/kg	
72-55-9	4,4'-DDE	ND	0.67	0.59	ug/kg	
50-29-3	4,4'-DDT	ND	0.67	0.60	ug/kg	
72-20-8	Endrin	ND	0.67	0.52	ug/kg	
1031-07-8	Endosulfan sulfate	ND	0.67	0.53	ug/kg	
7421-93-4	Endrin aldehyde	ND	0.67	0.38	ug/kg	
959-98-8	Endosulfan-I	ND	0.67	0.39	ug/kg	
33213-65-9	Endosulfan-II	ND	0.67	0.42	ug/kg	
76-44-8	Heptachlor	ND	0.67	0.58	ug/kg	
1024-57-3	Heptachlor epoxide	ND	0.67	0.47	ug/kg	
72-43-5	Methoxychlor	ND	1.3	0.54	ug/kg	
53494-70-5	Endrin ketone	ND	0.67	0.49	ug/kg	
8001-35-2	Toxaphene	ND	17	16	ug/kg	

CAS No.	Surrogate Recoveries	Run# 1	Run# 2	Limits
877-09-8	Tetrachloro-m-xylene	88%		27-138%
877-09-8	Tetrachloro-m-xylene	96%		27-138%
2051-24-3	Decachlorobiphenyl	80%		10-179%
2051-24-3	Decachlorobiphenyl	85%		10-179%

ND = Not detected MDL = Method Detection Limit
RL = Reporting Limit
E = Indicates value exceeds calibration range

J = Indicates an estimated value
B = Indicates analyte found in associated method blank
N = Indicates presumptive evidence of a compound

Report of Analysis

Client Sample ID:	TT-SB-03-7.0-9.0		
Lab Sample ID:	JD35644-3	**Date Sampled:**	11/19/21
Matrix:	SO - Soil	**Date Received:**	11/19/21
Method:	SW846 8082A SW846 3546	**Percent Solids:**	95.0
Project:	2nd Avenue and 33-39th Street, Brooklyn, NY		

	File ID	DF	Analyzed	By	Prep Date	Prep Batch	Analytical Batch
Run #1	RK6650.D	1	11/25/21 19:02	CP	11/23/21 10:00	OP36787	GRK173
Run #2							

	Initial Weight	Final Volume
Run #1	15.6 g	10.0 ml
Run #2		

PCB List

CAS No.	Compound	Result	RL	MDL	Units	Q
12674-11-2	Aroclor 1016 [a]	ND	34	16	ug/kg	
11104-28-2	Aroclor 1221	ND	34	21	ug/kg	
11141-16-5	Aroclor 1232	ND	34	22	ug/kg	
53469-21-9	Aroclor 1242	ND	34	14	ug/kg	
12672-29-6	Aroclor 1248	ND	34	30	ug/kg	
11097-69-1	Aroclor 1254	ND	34	18	ug/kg	
11096-82-5	Aroclor 1260 [a]	ND	34	14	ug/kg	
11100-14-4	Aroclor 1268	ND	34	14	ug/kg	
37324-23-5	Aroclor 1262	ND	34	22	ug/kg	

CAS No.	Surrogate Recoveries	Run# 1	Run# 2	Limits
877-09-8	Tetrachloro-m-xylene	131%		24-152%
877-09-8	Tetrachloro-m-xylene	119%		24-152%
2051-24-3	Decachlorobiphenyl	118%		10-172%
2051-24-3	Decachlorobiphenyl	107%		10-172%

(a) Associated CCV outside of control limits high, sample was ND.

ND = Not detected MDL = Method Detection Limit
RL = Reporting Limit
E = Indicates value exceeds calibration range

J = Indicates an estimated value
B = Indicates analyte found in associated method blank
N = Indicates presumptive evidence of a compound

Report of Analysis

Client Sample ID:	TT-SB-03-7.0-9.0		
Lab Sample ID:	JD35644-3	**Date Sampled:**	11/19/21
Matrix:	SO - Soil	**Date Received:**	11/19/21
		Percent Solids:	95.0
Project:	2nd Avenue and 33-39th Street, Brooklyn, NY		

Metals Analysis

Analyte	Result	RL	Units	DF	Prep	Analyzed	By	Method	Prep Method
Aluminum	3240	50	mg/kg	1	11/30/21	12/01/21	ND	SW846 6010D [2]	SW846 3050B [4]
Antimony	< 2.0	2.0	mg/kg	1	11/30/21	12/01/21	ND	SW846 6010D [2]	SW846 3050B [4]
Arsenic	2.6	2.0	mg/kg	1	11/30/21	12/01/21	ND	SW846 6010D [2]	SW846 3050B [4]
Barium	< 20	20	mg/kg	1	11/30/21	12/01/21	ND	SW846 6010D [2]	SW846 3050B [4]
Beryllium	0.24	0.20	mg/kg	1	11/30/21	12/01/21	ND	SW846 6010D [2]	SW846 3050B [4]
Cadmium	< 0.50	0.50	mg/kg	1	11/30/21	12/01/21	ND	SW846 6010D [2]	SW846 3050B [4]
Calcium	2260	500	mg/kg	1	11/30/21	12/01/21	ND	SW846 6010D [2]	SW846 3050B [4]
Chromium	12.6	1.0	mg/kg	1	11/30/21	12/01/21	ND	SW846 6010D [2]	SW846 3050B [4]
Cobalt	< 5.0	5.0	mg/kg	1	11/30/21	12/01/21	ND	SW846 6010D [2]	SW846 3050B [4]
Copper	9.4	2.5	mg/kg	1	11/30/21	12/01/21	ND	SW846 6010D [2]	SW846 3050B [4]
Iron	8360	50	mg/kg	1	11/30/21	12/01/21	ND	SW846 6010D [2]	SW846 3050B [4]
Lead	11.3	2.0	mg/kg	1	11/30/21	12/01/21	ND	SW846 6010D [2]	SW846 3050B [4]
Magnesium	3570	500	mg/kg	1	11/30/21	12/01/21	ND	SW846 6010D [2]	SW846 3050B [4]
Manganese	95.9	1.5	mg/kg	1	11/30/21	12/01/21	ND	SW846 6010D [2]	SW846 3050B [4]
Mercury	0.067	0.030	mg/kg	1	11/24/21	11/24/21	SB	SW846 7471B [1]	SW846 7471B [3]
Nickel	39.2	4.0	mg/kg	1	11/30/21	12/01/21	ND	SW846 6010D [2]	SW846 3050B [4]
Potassium	< 1000	1000	mg/kg	1	11/30/21	12/01/21	ND	SW846 6010D [2]	SW846 3050B [4]
Selenium	< 2.0	2.0	mg/kg	1	11/30/21	12/01/21	ND	SW846 6010D [2]	SW846 3050B [4]
Silver	< 0.50	0.50	mg/kg	1	11/30/21	12/01/21	ND	SW846 6010D [2]	SW846 3050B [4]
Sodium	< 1000	1000	mg/kg	1	11/30/21	12/01/21	ND	SW846 6010D [2]	SW846 3050B [4]
Thallium	< 1.0	1.0	mg/kg	1	11/30/21	12/01/21	ND	SW846 6010D [2]	SW846 3050B [4]
Vanadium	12.3	5.0	mg/kg	1	11/30/21	12/01/21	ND	SW846 6010D [2]	SW846 3050B [4]
Zinc	25.7	5.0	mg/kg	1	11/30/21	12/01/21	ND	SW846 6010D [2]	SW846 3050B [4]

(1) Instrument QC Batch: MA51485
(2) Instrument QC Batch: MA51523
(3) Prep QC Batch: MP30023
(4) Prep QC Batch: MP30071

RL = Reporting Limit

Report of Analysis

Client Sample ID:	TT-SB-03-7.0-9.0		
Lab Sample ID:	JD35644-3	**Date Sampled:**	11/19/21
Matrix:	SO - Soil	**Date Received:**	11/19/21
		Percent Solids:	95.0
Project:	2nd Avenue and 33-39th Street, Brooklyn, NY		

General Chemistry

Analyte	Result	RL	Units	DF	Analyzed	By	Method
Cyanide [a]	< 0.23	0.23	mg/kg	1	12/09/21 02:04	EB	SW846 9012B/LACHAT
Solids, Percent	95		%	1	11/22/21 17:03	BG	SM2540 G 18TH ED MOD

(a) Sample prepped within holding time, but run out of holding time.

RL = Reporting Limit

Report of Analysis

Client Sample ID:	TT-SB-03-7.0-9.0		
Lab Sample ID:	JD35644-3A	**Date Sampled:**	11/19/21
Matrix:	SO - Soil	**Date Received:**	11/19/21
Method:	EPA 537M BY ID IN HOUSE	**Percent Solids:**	95.0
Project:	2nd Avenue and 33-39th Street, Brooklyn, NY		

	File ID	DF	Analyzed	By	Prep Date	Prep Batch	Analytical Batch
Run #1 [a]	4Q23727.D	1	12/16/21 08:20	AFL	12/08/21 07:00	F:OP88699	F:S4Q325
Run #2							

	Initial Weight	Final Volume
Run #1	2.00 g	1.0 ml
Run #2		

PFAS List

CAS No.	Compound	Result	RL	MDL	Units	Q
PERFLUOROALKYLCARBOXYLIC ACIDS						
375-22-4	Perfluorobutanoic acid	ND	1.1	0.40	ug/kg	
2706-90-3	Perfluoropentanoic acid	ND	0.53	0.26	ug/kg	
307-24-4	Perfluorohexanoic acid	ND	0.53	0.26	ug/kg	
375-85-9	Perfluoroheptanoic acid	ND	0.53	0.26	ug/kg	
335-67-1	Perfluorooctanoic acid	ND	0.53	0.26	ug/kg	
375-95-1	Perfluorononanoic acid	ND	0.53	0.26	ug/kg	
335-76-2	Perfluorodecanoic acid	ND	0.53	0.26	ug/kg	
2058-94-8	Perfluoroundecanoic acid	ND	0.53	0.26	ug/kg	
307-55-1	Perfluorododecanoic acid	ND	0.53	0.26	ug/kg	
72629-94-8	Perfluorotridecanoic acid	ND	0.53	0.28	ug/kg	
376-06-7	Perfluorotetradecanoic acid	ND	0.53	0.26	ug/kg	
PERFLUOROALKYLSULFONIC ACIDS						
375-73-5	Perfluorobutanesulfonic acid	ND	0.53	0.26	ug/kg	
355-46-4	Perfluorohexanesulfonic acid	ND	0.53	0.26	ug/kg	
375-92-8	Perfluoroheptanesulfonic acid	ND	0.53	0.26	ug/kg	
1763-23-1	Perfluorooctanesulfonic acid	ND	0.53	0.26	ug/kg	
335-77-3	Perfluorodecanesulfonic acid	ND	0.53	0.26	ug/kg	
PERFLUOROOCTANESULFONAMIDES						
754-91-6	PFOSA	ND	0.53	0.26	ug/kg	
PERFLUOROOCTANESULFONAMIDOACETIC ACIDS						
2355-31-9	MeFOSAA	ND	1.1	0.53	ug/kg	
2991-50-6	EtFOSAA	ND	1.1	0.53	ug/kg	
FLUOROTELOMER SULFONATES						
27619-97-2	6:2 Fluorotelomer sulfonate	ND	1.1	0.26	ug/kg	
39108-34-4	8:2 Fluorotelomer sulfonate	ND	1.1	0.26	ug/kg	

ND = Not detected MDL = Method Detection Limit J = Indicates an estimated value
RL = Reporting Limit B = Indicates analyte found in associated method blank
E = Indicates value exceeds calibration range N = Indicates presumptive evidence of a compound

Report of Analysis

Client Sample ID:	TT-SB-03-7.0-9.0		
Lab Sample ID:	JD35644-3A	**Date Sampled:**	11/19/21
Matrix:	SO - Soil	**Date Received:**	11/19/21
Method:	EPA 537M BY ID IN HOUSE	**Percent Solids:**	95.0
Project:	2nd Avenue and 33-39th Street, Brooklyn, NY		

PFAS List

CAS No.	ID Standard Recoveries	Run# 1	Run# 2	Limits
	13C4-PFBA	96%		40-140%
	13C5-PFPeA	98%		50-150%
	13C5-PFHxA	100%		50-150%
	13C4-PFHpA	99%		50-150%
	13C8-PFOA	103%		50-150%
	13C9-PFNA	105%		50-150%
	13C6-PFDA	106%		50-150%
	13C7-PFUnDA	105%		40-140%
	13C2-PFDoDA	103%		40-140%
	13C2-PFTeDA	103%		30-130%
	13C3-PFBS	98%		50-150%
	13C3-PFHxS	100%		50-150%
	13C8-PFOS	102%		50-150%
	13C8-FOSA	100%		30-130%
	d3-MeFOSAA	117%		40-140%
	d5-EtFOSAA	120%		40-140%
	13C2-6:2FTS	98%		50-150%
	13C2-8:2FTS	100%		50-150%

(a) Analysis performed at SGS Orlando, FL.

ND = Not detected MDL = Method Detection Limit
RL = Reporting Limit
E = Indicates value exceeds calibration range

J = Indicates an estimated value
B = Indicates analyte found in associated method blank
N = Indicates presumptive evidence of a compound

Misc. Forms

Custody Documents and Other Forms

Includes the following where applicable:

- Chain of Custody
- Chain of Custody (SGS Orlando, FL)

SGS

SO
SLL

CHAIN OF CUSTODY

SGS North America Inc. - Dayton
2235 Route 130, Dayton, NJ 08810
TEL. 732-329-0200 FAX: 732-329-3499/3480
www.sgs.com/ehsusa

Page 1 of __

EHSA-QAC-0023-04-FORM-Standard COC

FED-EX Tracking #	Bottle Order Control # JS-111121-141
SGS Quote #	SGS Job # JD 35644

Client / Reporting Information

Company Name: TETRA TECH
Street Address: 6 SENTURY DR.
City State Zip: PARSIPPANY, NJ
Project Contact E-mail: B CANTAGALLO
Phone #: 973 570 4045
Sampler(s) Name(s) Phone #: ALEX VALLI

Project Information

Project Name: 2ND AVE & 33RD St.
Street:
City State: BROOKLYN NY
Project #:
Client Purchase Order #:
Project Manager:

Billing Information (if different from Report to)
Company Name:
Street Address:
City State Zip:
Attention:

Requested Analysis

SGS Sample #	Field ID / Point of Collection	MEOH/DI Vial #	Collection Date	Collection Time	Sampled by	Grab (G) Comp (C)	Source Chlorinated (Y/N)	Matrix	# of bottles	HCl	NaOH	HNO3	H2SO4	NONE	DI Water	MEOH	ENCORE	V8260 TCL 20+	AB 8270 TCL+20	B 8270 SIM 14 DIOX	P8081 PEST. TCL	P8082 PCB 11	H8157 STD	X MTAL CN	MTAL	LCID 537 NY 21			LAB USE ONLY
1	TT-SB-01-5.5-6.0		11/18/21	1221	AV	G		SO	6					3			3	✓	✓	✓	✓	✓	✓	✓		✓			D34
2	TT-SB-02-7.0-9.0		11/18/21	1340	AV	G		SO	6					3			3	✓	✓	✓	✓	✓	✓	✓		✓			P15
3	TT-SB-03-7.0-9.0		11/19/21	0926	AV	G		SO	6					3			3	✓	✓	✓	✓	✓	✓	✓		✓			14F6
																													4978

pH Check (Lab Use Only)

Turn Around Time (Business Days)

Approved By (SGS PM): / Date:

- ☐ 10 Business Days
- ☐ 5 Business Days
- ☐ 3 Business Days*
- ☐ 2 Business Days*
- ☐ 1 Business Day*
- ☐ Other

All data available via Lablink

Approval needed for 1-3 Business Day TAT

Deliverable

- ☐ Commercial "A" (Level 1)
- ☐ Commercial "B" (Level 2)
- ☐ NJ Reduced (Level 3)
- ☐ Full Tier I (Level 4)
- ☐ Commercial "C"
- ☐ NJ DKQP
- ☐ NYASP Category A
- ☐ NYASP Category B
- ☐ MA MCP Criteria____
- ☐ CT RCP Criteria____
- ☐ State Forms
- ☐ EDD Format____
- ☐ DOD-QSM5

Commercial "A" = Results only; Commercial "B" = Results + QC Summary
Commercial "C" = Results + QC Summary + Partial Raw data

Comments / Special Instructions

• 3 x 5g encore
Initial Assessment SP3B
Label Verification____

http://www.sgs.com/en/terms-and-conditions

Sample Custody must be documented below each time samples change possession, including courier delivery.

Relinquished by:	Date / Time:	Received By:	Relinquished By:	Date / Time:	Received By:
1 A. VALLI AVL	11/19/2021	1 [signature]	2 [signature] 18:07	11/19/21	2 Jeremie Date
3		3	4		4
5		5	Custody Seal # ☐ Intact ☐ Not intact ☐ Absent	Therm ID: ☐ See Sample Receipt Summary	On Ice ☐ Cooler Temp. °C

CIP 2.4

5.1

5

JD35644: Chain of Custody
Page 1 of 3

SGS Sample Receipt Summary

Job Number: JD35644 **Client:** TETRA TECH **Project:** 2ND AVENUE AND 33-39TH STREET, BROOKL

Date / Time Received: 11/19/2021 6:07:00 PM **Delivery Method:** **Airbill #'s:**

Cooler Temps (Raw Measured) °C: Cooler 1: (2.4);

Cooler Temps (Corrected) °C: Cooler 1: (1.0);

Cooler Security	Y	or	N		Y	or	N
1. Custody Seals Present:	☑		☐	3. COC Present:	☑		☐
2. Custody Seals Intact:	☑		☐	4. Smpl Dates/Time OK	☑		☐

Cooler Temperature	Y	or	N
1. Temp criteria achieved:	☑		☐
2. Cooler temp verification:	IR Gun		
3. Cooler media:	Ice (Bag)		
4. No. Coolers:	1		

Quality Control Preservation	Y	or	N	N/A
1. Trip Blank present / cooler:	☐		☐	☑
2. Trip Blank listed on COC:	☐		☐	☑
3. Samples preserved properly:	☑		☐	
4. VOCs headspace free:	☐		☐	☑

Sample Integrity - Documentation	Y	or	N
1. Sample labels present on bottles:	☑		☐
2. Container labeling complete:	☑		☐
3. Sample container label / COC agree:	☑		☐

Sample Integrity - Condition	Y	or	N
1. Sample recvd within HT:	☑		☐
2. All containers accounted for:	☑		☐
3. Condition of sample:	Intact		

Sample Integrity - Instructions	Y	or	N	N/A
1. Analysis requested is clear:	☑		☐	
2. Bottles received for unspecified tests	☐		☑	
3. Sufficient volume recvd for analysis:	☑		☐	
4. Compositing instructions clear:	☐		☐	☑
5. Filtering instructions clear:	☐		☐	☑

Test Strip Lot #s: pH 1-12: 231619 pH 12+: 203117A Other: (Specify) _____ _____

Comments

SM089-03
Rev. Date 12/7/17

JD35644: Chain of Custody
Page 2 of 3

Job Change Order: JD35644

Requested Date:	12/13/2021	**Received Date:**	11/19/2021
Account Name:	Tetra Tech	**Due Date:**	12/13/2021
Project Description:	2nd Avenue and 33-39th Street, Brooklyn, NY	**Deliverable:**	NYASPB
C/O Initiated By:	JADONS **PM:** JBS	**TAT (Days):**	7

==========

Sample #: JD35644-ALL

Dept:

TAT: 7

Change:
Please move project to TTNJP90692 and re-sub to ALSE.

==========

Above Changes Per: Jadon Schiller **Date/Time:** 12/13/2021

To Client: This Change Order is confirmation of the revisions, previously discussed with the Client Service Representative.

SGS

CHAIN OF CUSTODY

SGS North America Inc. - Dayton
2235 Route 130, Dayton, NJ 08810
TEL. 732-329-0200 FAX: 732-329-3499/3480
www.sgs.com/ehsusa

Page 1 of 1

FED-EX Tracking #
Bottle Order Control #
SGS Quote #
SGS Job # JD35644

Client / Reporting Information

Company Name:
Street Address
City State Zip
Project Contact E-mail: Jadon.Schiller@sgs.com
Phone #
Sampler(s) Name(s): AV Phone

Project Information

Project Name: 2nd Avenue and 33-39th Street, Brooklyn, NY
Street
City State
Project #
Client Purchase Order #
Project Manager

Billing Information (if different from Report to)
Company Name
Street Address
City State Zip
Attention:

Requested Analysis

SGS Sample #	Field ID / Point of Collection	MECH/DI Vial #	Collection Date	Collection Time	Sampled by	Matrix	# of bottles	HCl	NaOH	HNO_3	H_2SO_4	NONE	DI Water	MECH	ENCORE	LCID537NY21	LAB USE ONLY
1A	TT-SB-01-5.5-6.0		11/18/21	12:21:00 PM	AV	SO										X	
2A	TT-SB-02-7.0-9.0		11/18/21	1:40:00 PM	AV	SO										X	
3A	TT-SB-03-7.0-9.0		11/19/21	9:26:00 AM	AV	SO										X	

Matrix Codes: DW - Drinking Water; GW - Ground Water; WW - Water; SW - Surface Water; SO - Soil; SL - Sludge; SED-Sediment; OI - Oil; LIQ - Other Liquid; AIR - Air; SOL - Other Solid; WP - Wipe; FB - Field Blank; EB-Equipment Blank; RB - Rinse Blank; TB - Trip Blank

Turnaround Time (Business days)

Approved By (SGS PM): / Date:

- [ ] Standard 10 Business Days
- [ ] 5 Business Days RUSH
- [ ] 3 Business Days RUSH
- [ ] 2 Business Days RUSH
- [ ] 1 Business Day EMERGENCY
- [X] Other 1/14/1900

Emergency & Rush T/A data available via Labink Approval needed for RUSH/Emergency TAT

Data Deliverable Information

- [ ] Commercial "A" (Level 1)
- [ ] Commercial "B" (Level 2)
- [ ] FULLT1 (Level 3+4)
- [ ] NJ Reduced
- [ ] Commercial "C"
- [ ] NYASP Category A
- [ ] NYASP Category B
- [ ] State Forms
- [ ] EDD Format
- [X] Other NYASPB

Commercial "A" = Results Only
Commercial "B" = Results + QC Summary
Commercial "C" = Results + QC Summary + Partial Raw data

Comments / Special Instructions

http://www.sgs.com/en/terms-and-conditions

Sample Custody must be documented below each time samples change possession, including courier delivery.

Relinquished by:	Date / Time:	Received By:	Relinquished By:	Date / Time:	Received By:
1 [signature]	11/22/21 16:00	1 Fedex	2 FX	11/23/21	2 [signature]
3		3	4	1015	4
5		5			

Custody Seal # ☐ Intact ☐ Not intact ☐ Absent Preserved where applicable ☐ Therm. ID: On Ice ☐ Cooler Temp. 4.4 IRY

INITIAL ASSESSMENT [signature]

LABEL VERIFICATION [signature]

jd35644.xls
Rev. Date: 4/10/18

5.2

5

JD35644: Chain of Custody
Page 1 of 2
SGS Orlando, FL

SGS Sample Receipt Summary

Job Number: JD35644 **Client:** SGS NJ **Project:** 2ND AVENUE

Date / Time Received: 11/23/2021 10:15:00 AM **Delivery Method:** FX **Airbill #'s:** 5272 0636 5812

Therm ID: IR 1; **Therm CF:** 0.2; **# of Coolers:** 1

Cooler Temps (Raw Measured) °C: Cooler 1: (4.2);

Cooler Temps (Corrected) °C: Cooler 1: (4.4);

Cooler Information	Y	or	N
1. Custody Seals Present	☑		☐
2. Custody Seals Intact	☑		☐
3. Temp criteria achieved	☑		☐
4. Cooler temp verification	IR Gun		
5. Cooler media	Ice (Bag)		

Trip Blank Information	Y	or	N	N/A
1. Trip Blank present / cooler	☐		☐	☑
2. Trip Blank listed on COC	☐		☐	☑
	W	**or**	**S**	**N/A**
3. Type Of TB Received	☐		☐	☑

Sample Information	Y	or	N	N/A
1. Sample labels present on bottles	☑		☐	
2. Samples preserved properly	☑		☐	
3. Sufficient volume/containers recvd for analysis:	☑		☐	
4. Condition of sample	Intact			
5. Sample recvd within HT	☑		☐	
6. Dates/Times/IDs on COC match Sample Label	☑		☐	
7. VOCs have headspace	☐		☐	☑
8. Bottles received for unspecified tests	☐		☑	
9. Compositing instructions clear	☐		☐	☑
10. Voa Soil Kits/Jars received past 48hrs?	☐		☐	☑
11. % Solids Jar received?	☐		☐	☑
12. Residual Chlorine Present?	☐		☐	☑

Misc. Information

Number of Encores: 25-Gram _____ 5-Gram _____ Number of 5035 Field Kits: _____ Number of Lab Filtered Metals: _____

Test Strip Lot #s: pH 0-3 230315 pH 10-12 219813A Other: (Specify) _____ _____

Residual Chlorine Test Strip Lot #: _____

Comments

SM001
Rev. Date 05/24/17

Technician: PETERH Date: 11/23/2021 10:15:00 Reviewer: _____ Date: _____

JD35644: Chain of Custody
Page 2 of 2

The results set forth herein are provided by SGS North America Inc.

e-Hardcopy 2.0
Automated Report

Technical Report for

Tetra Tech

2nd Avenue and 33-39th Street, Brooklyn, NY

SGS Job Number: JD35645

Sampling Date: 11/19/21

Report to:

Tetra Tech

Robert.Cantagallo@tetratech.com

ATTN: Bob Cantagallo

Total number of pages in report: 28

Test results contained within this data package meet the requirements of the National Environmental Laboratory Accreditation Program and/or state specific certification programs as applicable.

Mike Earp
General Manager

Client Service contact: Jadon Schiller 732-329-0200

Certifications: NJ(12129), NY(10983), CA, CT, FL, IL, IN, KS, KY, LA, MA, MD, ME, MN, NC, OH VAP (CL0056), AK (UST-103), AZ (AZ0786), PA, RI, SC, TX, UT, VA, WV, DoD ELAP (ANAB L2248)

This report shall not be reproduced, except in its entirety, without the written approval of SGS.
Test results relate only to samples analyzed.

SGS North America Inc. • 2235 Route 130 • Dayton, NJ 08810 • tel: 732-329-0200 • fax: 732-329-3499

SGS is the sole authority for authorizing edits or modifications to this document.
Unauthorized modification of this report is strictly prohibited.
Review standard terms at: http://www.sgs.com/en/terms-and-conditions

Please share your ideas about
how we can serve you better at:
EHS.US.CustomerCare@sgs.com

Table of Contents

-1-

Section 1: Sample Summary **3**
Section 2: Case Narrative/Conformance Summary **4**
Section 3: Summary of Hits **8**
Section 4: Sample Results **9**
4.1: JD35645-1: TT-SB-04-7.5-9.5 10
4.2: JD35645-1A: TT-SB-04-7.5-9.5 21
Section 5: Misc. Forms **23**
5.1: Chain of Custody 24
5.2: Chain of Custody (SGS Orlando, FL) 27

SGS LabLink@1120842 11:39 21-Dec-2021

Sample Summary

Tetra Tech

Job No: JD35645

2nd Avenue and 33-39th Street, Brooklyn, NY

Sample Number	Collected Date	Time	By	Received	Matrix Code	Type	Client Sample ID
This report contains results reported as ND = Not detected. The following applies:							
Organics ND	= Not detected above the MDL						
JD35645-1	11/19/21	10:41	AV	11/19/21	SO	Soil	TT-SB-04-7.5-9.5
JD35645-1A	11/19/21	10:41	AV	11/19/21	SO	Soil	TT-SB-04-7.5-9.5

Soil samples reported on a dry weight basis unless otherwise indicated on result page.

CASE NARRATIVE / CONFORMANCE SUMMARY

Client:	Tetra Tech	**Job No**	JD35645
Site:	2nd Avenue and 33-39th Street, Brooklyn, NY	**Report Date**	12/20/2021 11:10:56 A

On 11/19/2021, 2 Sample(s), 0 Trip Blank(s) and 0 Field Blank(s) were received at SGS North America Inc. at a maximum corrected temperature of 1 C. Samples were intact and chemically preserved, unless noted below. A SGS North America Inc. Job Number of JD35645 was assigned to the project. Laboratory sample ID, client sample ID and dates of sample collection are detailed in the report's Results Summary Section.

Specified quality control criteria were achieved for this job except as noted below. For more information, please refer to the analytical results and QC summary pages.

Compounds qualified as out of range in the continuing calibration summary report are acceptable as per method requirements when there is a high bias but the sample result is non-detect.

MS Volatiles By Method SW846 8260D

Matrix: SO **Batch ID:** V3C7565

- All samples were analyzed within the recommended method holding time.
- All method blanks for this batch meet method specific criteria.
- Sample(s) JD35602-1MS, JD35602-2DUP were used as the QC samples indicated.
- JD35645-1 for Bromomethane: Associated CCV outside of control limits high, sample was ND.

MS Semi-volatiles By Method EPA 537M BY ID

Matrix: SO **Batch ID:** F:OP88699

- The data for EPA 537M BY ID meets quality control requirements.
- JD35645-1A: Analysis performed at SGS Orlando, FL.

MS Semi-volatiles By Method SW846 8270E

Matrix: SO **Batch ID:** OP36783

- All samples were extracted within the recommended method holding time.
- All method blanks for this batch meet method specific criteria.
- Sample(s) JD35604-1MS, JD35604-1MSD were used as the QC samples indicated.
- JD35645-1 for 2,4-Dinitrotoluene: Associated CCV outside of control limits high, sample was ND.
- JD35645-1 for 2,4-Dinitrophenol: Associated CCV outside of control limits high, sample was ND.
- JD35645-1 for 4,6-Dinitro-o-cresol: Associated CCV outside of control limits high, sample was ND.
- JD35645-1 for Atrazine: Associated CCV outside of control limits high, sample was ND.

MS Semi-volatiles By Method SW846 8270E BY SIM

Matrix: SO **Batch ID:** OP36783A

- All samples were extracted within the recommended method holding time.
- Sample(s) JD35644-1MS, JD35644-1MSD were used as the QC samples indicated.
- All method blanks for this batch meet method specific criteria.

GC/LC Semi-volatiles By Method SW846 8081B

Matrix: SO	Batch ID: OP36786

- All samples were extracted within the recommended method holding time.
- Sample(s) JD35604-1MS, JD35604-1MSD, OP36786-MSMSD were used as the QC samples indicated.
- All method blanks for this batch meet method specific criteria.

GC/LC Semi-volatiles By Method SW846 8082A

Matrix: SO	Batch ID: OP36787

- All samples were extracted within the recommended method holding time.
- All method blanks for this batch meet method specific criteria.
- Sample(s) JD35604-2MS, JD35604-2MSD, OP36787-MSMSD were used as the QC samples indicated.
- OP36787-BS1 for Aroclor 1260: Reported from the 2nd signal. The %D of the CCV on the 1st signal exceeds the method criteria of 20%, so it being used for confirmation only.
- JD35645-1 for Aroclor 1260: Associated CCV outside of control limits high, sample was ND.
- JD35645-1 for Aroclor 1016: Associated CCV outside of control limits high, sample was ND.

GC/LC Semi-volatiles By Method SW846 8151A

Matrix: SO	Batch ID: OP36792

- All samples were extracted within the recommended method holding time.
- Sample(s) JD35645-1MS, JD35645-1MSD were used as the QC samples indicated.
- All method blanks for this batch meet method specific criteria.

Metals Analysis By Method SW846 6010D

Matrix: SO	Batch ID: MP30071

- All samples were digested within the recommended method holding time.
- All method blanks for this batch meet method specific criteria.
- Sample(s) JD34540-2RMSD, JD34540-2RPS, JD34540-2RSDL, JD34540-2RMS, JD34540-2RMSD were used as the QC samples for metals.
- Matrix Spike Recovery(s) for Aluminum, Antimony, Iron, Magnesium, Potassium, Sodium are outside control limits. Spike recovery indicates possible matrix interference.
- Matrix Spike Duplicate Recovery(s) for Aluninum, Antimony, Iron, Magnesium are outside control limits. Spike recovery indicates possible matrix interference.
- Matrix Spike/Matrix Spike Duplicate Recovery(s) for Calcium are outside control limits. Spike amount low relative to the sample amount. Refer to lab control or spike blank for recovery information.
- RPD(s) for Serial Dilution for Antimony, Arsenic, Beryllium, Lead, Selenium are outside control limits for sample MP30071-SD1. Percent difference acceptable due to low initial sample concentration (< 50 times IDL).

Metals Analysis By Method SW846 7471B

Matrix: SO	Batch ID: MP30023

- All samples were digested within the recommended method holding time.
- All method blanks for this batch meet method specific criteria.
- Sample(s) JD35650-1MS, JD35650-1MSD were used as the QC samples for metals.

General Chemistry By Method SM2540 G 18TH ED MOD

Matrix: SO	Batch ID: GN24183

- Sample(s) JD35645-1DUP were used as the QC samples for Solids, Percent.

General Chemistry By Method SW846 9012B/LACHAT

Matrix: SO	**Batch ID:** GP37244

- All samples were prepared within the recommended method holding time.
- All method blanks for this batch meet method specific criteria.
- Sample(s) JD35531-11DUP, JD35531-11MS were used as the QC samples for Cyanide.
- The following samples were run outside of holding time for method SW846 9012B/LACHAT: JD35645-1 Sample prepped within holding time, but run out of holding time.
- Matrix Spike Recovery(s) for Cyanide are outside control limits. Spike recovery indicates possible matrix interference and/or sample nonhomogeneity.

SGS North America Inc. certifies that data reported for samples received, listed on the associated custody chain or analytical task order, were produced to specifications meeting the Quality System precision, accuracy and completeness objectives except as noted.

Estimated non-standard method measurement uncertainty data is available on request, based on quality control bias and implicit for standard methods. Acceptable uncertainty requires tested parameter quality control data to meet method criteria.

SGS North America Inc. is not responsible for data quality assumptions if partial reports are used and recommends that this report be used in its entirety. Data release is authorized by SGS North America Inc indicated via signature on the report cover

SAMPLE DELIVERY GROUP CASE NARRATIVE

Client: SGS Dayton, NJ **Job No:** JD35645

Site: TTNJP: 2nd Avenue and 33-39th Street, Brooklyn, NY **Report Date** 12/17/2021 6:40:52

On 11/19/2021, 1 Sample(s), 0 Trip Blank(s) were received at SGS North America Inc. at a maximum corrected temperature of 3.8 C. Samples were intact and chemically preserved, unless noted below. A SGS North America Inc. Job Number of JD35645 was Assigned to the project. Laboratory sample ID, client sample ID and dates of sample collection are detailed in the report's Results Summary Section. Specified quality control criteria were achieved for this job except as noted below. For more information, please refer to the analytical results and QC summary pages.

MS Semi-volatiles By Method EPA 537M BY ID

Matrix: SO **Batch ID:** OP88699

Sample(s) JD35626-1MS, JD35626-1MSD were used as the QC samples indicated.

SGS North America Inc. certifies that data reported for samples received, listed on the associated custody chain or analytical task order, were produced to specifications meeting the Quality System precision, accuracy and completeness objectives exceptas noted. Estimated non-standard method measurement uncertainty data is available on request, based on quality control bias and implicit for standard methods. Acceptable uncertainty requires tested parameter quality control data to meet method criteria. SGS North America Inc. is not responsible for data quality assumptions if partial reports are used and recommends that this report be used in its entirety.

Narrative prepared by:

_____

Ariel Hartney, Client Services (signature on file)

Summary of Hits

Job Number: JD35645
Account: Tetra Tech
Project: 2nd Avenue and 33-39th Street, Brooklyn, NY
Collected: 11/19/21

Lab Sample ID Analyte	Client Sample ID	Result/ Qual	RL	MDL	Units	Method
JD35645-1	**TT-SB-04-7.5-9.5**					
Acetone		5.5 J	9.3	3.8	ug/kg	SW846 8260D
Benzo(a)anthracene		27.6 J	34	9.5	ug/kg	SW846 8270E
Benzo(a)pyrene		25.0 J	34	15	ug/kg	SW846 8270E
Benzo(b)fluoranthene		36.7	34	15	ug/kg	SW846 8270E
Chrysene		27.7 J	34	11	ug/kg	SW846 8270E
bis(2-Ethylhexyl)phthalate		34.5 J	67	7.9	ug/kg	SW846 8270E
Fluoranthene		47.2	34	15	ug/kg	SW846 8270E
Indeno(1,2,3-cd)pyrene		19.0 J	34	16	ug/kg	SW846 8270E
Phenanthrene		26.1 J	34	11	ug/kg	SW846 8270E
Pyrene		51.9	34	11	ug/kg	SW846 8270E
Total TIC, Semi-Volatile		590 J			ug/kg	
4,4'-DDD		1.4	0.70	0.64	ug/kg	SW846 8081B
4,4'-DDE		0.90	0.70	0.61	ug/kg	SW846 8081B
4,4'-DDT		7.3	0.70	0.62	ug/kg	SW846 8081B
Aluminum		4340	50		mg/kg	SW846 6010D
Arsenic		2.9	2.0		mg/kg	SW846 6010D
Barium		39.0	20		mg/kg	SW846 6010D
Beryllium		0.31	0.20		mg/kg	SW846 6010D
Calcium		2150	500		mg/kg	SW846 6010D
Chromium		15.2	1.0		mg/kg	SW846 6010D
Cobalt		5.3	5.0		mg/kg	SW846 6010D
Copper		16.8	2.5		mg/kg	SW846 6010D
Iron		16100	50		mg/kg	SW846 6010D
Lead		20.3	2.0		mg/kg	SW846 6010D
Magnesium		3940	500		mg/kg	SW846 6010D
Manganese		193	1.5		mg/kg	SW846 6010D
Mercury		0.037	0.031		mg/kg	SW846 7471B
Nickel		35.4	4.0		mg/kg	SW846 6010D
Silver		0.60	0.50		mg/kg	SW846 6010D
Vanadium		14.8	5.0		mg/kg	SW846 6010D
Zinc		37.4	5.0		mg/kg	SW846 6010D

JD35645-1A **TT-SB-04-7.5-9.5**

No hits reported in this sample.

Sample Results

Report of Analysis

Report of Analysis

Client Sample ID:	TT-SB-04-7.5-9.5		
Lab Sample ID:	JD35645-1	**Date Sampled:**	11/19/21
Matrix:	SO - Soil	**Date Received:**	11/19/21
Method:	SW846 8260D SW846 5035	**Percent Solids:**	94.6
Project:	2nd Avenue and 33-39th Street, Brooklyn, NY		

	File ID	DF	Analyzed	By	Prep Date	Prep Batch	Analytical Batch
Run #1	3C171619.D	1	11/24/21 16:32	TDN	11/20/21 13:00	n/a	V3C7565
Run #2							

	Initial Weight
Run #1	5.7 g
Run #2	

VOA TCL List

CAS No.	Compound	Result	RL	MDL	Units	Q
67-64-1	Acetone	5.5	9.3	3.8	ug/kg	J
71-43-2	Benzene	ND	0.46	0.42	ug/kg	
74-97-5	Bromochloromethane	ND	4.6	0.52	ug/kg	
75-27-4	Bromodichloromethane	ND	1.9	0.40	ug/kg	
75-25-2	Bromoform	ND	4.6	1.3	ug/kg	
74-83-9	Bromomethane [a]	ND	4.6	0.71	ug/kg	
78-93-3	2-Butanone (MEK)	ND	9.3	2.3	ug/kg	
75-15-0	Carbon disulfide	ND	1.9	0.50	ug/kg	
56-23-5	Carbon tetrachloride	ND	1.9	0.57	ug/kg	
108-90-7	Chlorobenzene	ND	1.9	0.43	ug/kg	
75-00-3	Chloroethane	ND	4.6	0.55	ug/kg	
67-66-3	Chloroform	ND	1.9	0.48	ug/kg	
74-87-3	Chloromethane	ND	4.6	1.8	ug/kg	
110-82-7	Cyclohexane	ND	1.9	0.61	ug/kg	
96-12-8	1,2-Dibromo-3-chloropropane	ND	1.9	0.64	ug/kg	
124-48-1	Dibromochloromethane	ND	1.9	0.52	ug/kg	
106-93-4	1,2-Dibromoethane	ND	0.93	0.39	ug/kg	
95-50-1	1,2-Dichlorobenzene	ND	0.93	0.51	ug/kg	
541-73-1	1,3-Dichlorobenzene	ND	0.93	0.46	ug/kg	
106-46-7	1,4-Dichlorobenzene	ND	0.93	0.46	ug/kg	
75-71-8	Dichlorodifluoromethane	ND	4.6	0.67	ug/kg	
75-34-3	1,1-Dichloroethane	ND	0.93	0.46	ug/kg	
107-06-2	1,2-Dichloroethane	ND	0.93	0.44	ug/kg	
75-35-4	1,1-Dichloroethene	ND	0.93	0.61	ug/kg	
156-59-2	cis-1,2-Dichloroethene	ND	0.93	0.78	ug/kg	
156-60-5	trans-1,2-Dichloroethene	ND	0.93	0.57	ug/kg	
78-87-5	1,2-Dichloropropane	ND	1.9	0.44	ug/kg	
10061-01-5	cis-1,3-Dichloropropene	ND	1.9	0.44	ug/kg	
10061-02-6	trans-1,3-Dichloropropene	ND	1.9	0.42	ug/kg	
100-41-4	Ethylbenzene	ND	0.93	0.42	ug/kg	
76-13-1	Freon 113	ND	4.6	2.5	ug/kg	
591-78-6	2-Hexanone	ND	4.6	2.0	ug/kg	

ND = Not detected MDL = Method Detection Limit
RL = Reporting Limit
E = Indicates value exceeds calibration range

J = Indicates an estimated value
B = Indicates analyte found in associated method blank
N = Indicates presumptive evidence of a compound

Report of Analysis

Client Sample ID:	TT-SB-04-7.5-9.5		
Lab Sample ID:	JD35645-1	**Date Sampled:**	11/19/21
Matrix:	SO - Soil	**Date Received:**	11/19/21
Method:	SW846 8260D SW846 5035	**Percent Solids:**	94.6
Project:	2nd Avenue and 33-39th Street, Brooklyn, NY		

VOA TCL List

CAS No.	Compound	Result	RL	MDL	Units	Q
98-82-8	Isopropylbenzene	ND	1.9	1.3	ug/kg	
79-20-9	Methyl Acetate	ND	4.6	1.3	ug/kg	
108-87-2	Methylcyclohexane	ND	1.9	0.81	ug/kg	
1634-04-4	Methyl Tert Butyl Ether	ND	0.93	0.43	ug/kg	
108-10-1	4-Methyl-2-pentanone(MIBK)	ND	4.6	2.1	ug/kg	
75-09-2	Methylene chloride	ND	4.6	2.4	ug/kg	
100-42-5	Styrene	ND	1.9	0.37	ug/kg	
79-34-5	1,1,2,2-Tetrachloroethane	ND	1.9	0.56	ug/kg	
127-18-4	Tetrachloroethene	ND	1.9	0.54	ug/kg	
108-88-3	Toluene	ND	0.93	0.49	ug/kg	
87-61-6	1,2,3-Trichlorobenzene	ND	4.6	2.3	ug/kg	
120-82-1	1,2,4-Trichlorobenzene	ND	4.6	2.3	ug/kg	
71-55-6	1,1,1-Trichloroethane	ND	1.9	0.45	ug/kg	
79-00-5	1,1,2-Trichloroethane	ND	1.9	0.51	ug/kg	
79-01-6	Trichloroethene	ND	0.93	0.71	ug/kg	
75-69-4	Trichlorofluoromethane	ND	4.6	0.63	ug/kg	
75-01-4	Vinyl chloride	ND	1.9	0.45	ug/kg	
	m,p-Xylene	ND	0.93	0.83	ug/kg	
95-47-6	o-Xylene	ND	0.93	0.42	ug/kg	
1330-20-7	Xylene (total)	ND	0.93	0.42	ug/kg	

CAS No.	Surrogate Recoveries	Run# 1	Run# 2	Limits
1868-53-7	Dibromofluoromethane	110%		72-130%
17060-07-0	1,2-Dichloroethane-D4	112%		75-131%
2037-26-5	Toluene-D8	97%		81-121%
460-00-4	4-Bromofluorobenzene	107%		60-141%

CAS No.	Tentatively Identified Compounds	R.T.	Est. Conc.	Units	Q
	Total TIC, Volatile		0	ug/kg	

(a) Associated CCV outside of control limits high, sample was ND.

ND = Not detected MDL = Method Detection Limit
RL = Reporting Limit
E = Indicates value exceeds calibration range

J = Indicates an estimated value
B = Indicates analyte found in associated method blank
N = Indicates presumptive evidence of a compound

Report of Analysis

Client Sample ID:	TT-SB-04-7.5-9.5		
Lab Sample ID:	JD35645-1	**Date Sampled:**	11/19/21
Matrix:	SO - Soil	**Date Received:**	11/19/21
Method:	SW846 8270E SW846 3546	**Percent Solids:**	94.6
Project:	2nd Avenue and 33-39th Street, Brooklyn, NY		

	File ID	DF	Analyzed	By	Prep Date	Prep Batch	Analytical Batch
Run #1	M176656.D	1	11/25/21 01:35	CS	11/23/21 10:30	OP36783	EM7594
Run #2							

	Initial Weight	Final Volume
Run #1	31.4 g	1.0 ml
Run #2		

ABN TCL List (SOM0 2.0)

CAS No.	Compound	Result	RL	MDL	Units	Q
95-57-8	2-Chlorophenol	ND	67	17	ug/kg	
59-50-7	4-Chloro-3-methyl phenol	ND	170	21	ug/kg	
120-83-2	2,4-Dichlorophenol	ND	170	29	ug/kg	
105-67-9	2,4-Dimethylphenol	ND	170	60	ug/kg	
51-28-5	2,4-Dinitrophenol [a]	ND	170	130	ug/kg	
534-52-1	4,6-Dinitro-o-cresol [a]	ND	170	36	ug/kg	
95-48-7	2-Methylphenol	ND	67	22	ug/kg	
	3&4-Methylphenol	ND	67	28	ug/kg	
88-75-5	2-Nitrophenol	ND	170	22	ug/kg	
100-02-7	4-Nitrophenol	ND	340	90	ug/kg	
87-86-5	Pentachlorophenol	ND	130	32	ug/kg	
108-95-2	Phenol	ND	67	18	ug/kg	
58-90-2	2,3,4,6-Tetrachlorophenol	ND	170	22	ug/kg	
95-95-4	2,4,5-Trichlorophenol	ND	170	25	ug/kg	
88-06-2	2,4,6-Trichlorophenol	ND	170	20	ug/kg	
83-32-9	Acenaphthene	ND	34	12	ug/kg	
208-96-8	Acenaphthylene	ND	34	17	ug/kg	
98-86-2	Acetophenone	ND	170	7.2	ug/kg	
120-12-7	Anthracene	ND	34	21	ug/kg	
1912-24-9	Atrazine [a]	ND	67	14	ug/kg	
56-55-3	Benzo(a)anthracene	27.6	34	9.5	ug/kg	J
50-32-8	Benzo(a)pyrene	25.0	34	15	ug/kg	J
205-99-2	Benzo(b)fluoranthene	36.7	34	15	ug/kg	
191-24-2	Benzo(g,h,i)perylene	ND	34	17	ug/kg	
207-08-9	Benzo(k)fluoranthene	ND	34	16	ug/kg	
101-55-3	4-Bromophenyl phenyl ether	ND	67	13	ug/kg	
85-68-7	Butyl benzyl phthalate	ND	67	8.2	ug/kg	
92-52-4	1,1'-Biphenyl	ND	67	4.6	ug/kg	
100-52-7	Benzaldehyde	ND	170	8.3	ug/kg	
91-58-7	2-Chloronaphthalene	ND	67	8.0	ug/kg	
106-47-8	4-Chloroaniline	ND	170	12	ug/kg	
86-74-8	Carbazole	ND	67	4.9	ug/kg	

ND = Not detected MDL = Method Detection Limit
RL = Reporting Limit
E = Indicates value exceeds calibration range

J = Indicates an estimated value
B = Indicates analyte found in associated method blank
N = Indicates presumptive evidence of a compound

Report of Analysis

Client Sample ID:	TT-SB-04-7.5-9.5		
Lab Sample ID:	JD35645-1	**Date Sampled:**	11/19/21
Matrix:	SO - Soil	**Date Received:**	11/19/21
Method:	SW846 8270E SW846 3546	**Percent Solids:**	94.6
Project:	2nd Avenue and 33-39th Street, Brooklyn, NY		

ABN TCL List (SOM0 2.0)

CAS No.	Compound	Result	RL	MDL	Units	Q
105-60-2	Caprolactam	ND	67	13	ug/kg	
218-01-9	Chrysene	27.7	34	11	ug/kg	J
111-91-1	bis(2-Chloroethoxy)methane	ND	67	7.2	ug/kg	
111-44-4	bis(2-Chloroethyl)ether	ND	67	15	ug/kg	
108-60-1	2,2'-Oxybis(1-chloropropane)	ND	67	12	ug/kg	
7005-72-3	4-Chlorophenyl phenyl ether	ND	67	11	ug/kg	
121-14-2	2,4-Dinitrotoluene [a]	ND	34	10	ug/kg	
606-20-2	2,6-Dinitrotoluene	ND	34	17	ug/kg	
91-94-1	3,3'-Dichlorobenzidine	ND	67	28	ug/kg	
123-91-1	1,4-Dioxane	ND	34	22	ug/kg	
53-70-3	Dibenzo(a,h)anthracene	ND	34	15	ug/kg	
132-64-9	Dibenzofuran	ND	67	14	ug/kg	
84-74-2	Di-n-butyl phthalate	ND	67	5.5	ug/kg	
117-84-0	Di-n-octyl phthalate	ND	67	8.4	ug/kg	
84-66-2	Diethyl phthalate	ND	67	7.2	ug/kg	
131-11-3	Dimethyl phthalate	ND	67	6.0	ug/kg	
117-81-7	bis(2-Ethylhexyl)phthalate	34.5	67	7.9	ug/kg	J
206-44-0	Fluoranthene	47.2	34	15	ug/kg	
86-73-7	Fluorene	ND	34	15	ug/kg	
118-74-1	Hexachlorobenzene	ND	67	8.5	ug/kg	
87-68-3	Hexachlorobutadiene	ND	34	14	ug/kg	
77-47-4	Hexachlorocyclopentadiene	ND	340	13	ug/kg	
67-72-1	Hexachloroethane	ND	170	17	ug/kg	
193-39-5	Indeno(1,2,3-cd)pyrene	19.0	34	16	ug/kg	J
78-59-1	Isophorone	ND	67	7.2	ug/kg	
91-57-6	2-Methylnaphthalene	ND	34	7.6	ug/kg	
88-74-4	2-Nitroaniline	ND	170	7.9	ug/kg	
99-09-2	3-Nitroaniline	ND	170	8.4	ug/kg	
100-01-6	4-Nitroaniline	ND	170	8.7	ug/kg	
91-20-3	Naphthalene	ND	34	9.5	ug/kg	
98-95-3	Nitrobenzene	ND	67	13	ug/kg	
621-64-7	N-Nitroso-di-n-propylamine	ND	67	9.7	ug/kg	
86-30-6	N-Nitrosodiphenylamine	ND	170	12	ug/kg	
85-01-8	Phenanthrene	26.1	34	11	ug/kg	J
129-00-0	Pyrene	51.9	34	11	ug/kg	
95-94-3	1,2,4,5-Tetrachlorobenzene	ND	170	8.6	ug/kg	

CAS No.	Surrogate Recoveries	Run# 1	Run# 2	Limits
367-12-4	2-Fluorophenol	55%		7-101%

ND = Not detected MDL = Method Detection Limit
RL = Reporting Limit
E = Indicates value exceeds calibration range

J = Indicates an estimated value
B = Indicates analyte found in associated method blank
N = Indicates presumptive evidence of a compound

Report of Analysis

Client Sample ID:	TT-SB-04-7.5-9.5		
Lab Sample ID:	JD35645-1	**Date Sampled:**	11/19/21
Matrix:	SO - Soil	**Date Received:**	11/19/21
Method:	SW846 8270E SW846 3546	**Percent Solids:**	94.6
Project:	2nd Avenue and 33-39th Street, Brooklyn, NY		

ABN TCL List (SOM0 2.0)

CAS No.	Surrogate Recoveries	Run# 1	Run# 2	Limits
4165-62-2	Phenol-d5	56%		12-101%
118-79-6	2,4,6-Tribromophenol	98%		10-127%
4165-60-0	Nitrobenzene-d5	67%		15-114%
321-60-8	2-Fluorobiphenyl	71%		22-104%
1718-51-0	Terphenyl-d14	75%		23-121%

CAS No.	Tentatively Identified Compounds	R.T.	Est. Conc.	Units	Q
	System artifact	3.26	190	ug/kg	J
	System artifact/aldol-condensation	3.32	250	ug/kg	J
	Unknown	15.00	590	ug/kg	J
	Total TIC, Semi-Volatile		590	ug/kg	J

(a) Associated CCV outside of control limits high, sample was ND.

ND = Not detected MDL = Method Detection Limit
RL = Reporting Limit
E = Indicates value exceeds calibration range

J = Indicates an estimated value
B = Indicates analyte found in associated method blank
N = Indicates presumptive evidence of a compound

Report of Analysis

Client Sample ID:	TT-SB-04-7.5-9.5		
Lab Sample ID:	JD35645-1	**Date Sampled:**	11/19/21
Matrix:	SO - Soil	**Date Received:**	11/19/21
Method:	SW846 8270E BY SIM SW846 3546	**Percent Solids:**	94.6
Project:	2nd Avenue and 33-39th Street, Brooklyn, NY		

	File ID	DF	Analyzed	By	Prep Date	Prep Batch	Analytical Batch
Run #1	4M105024.D	1	12/10/21 23:27	KLS	11/23/21 10:30	OP36783A	E4M4881
Run #2							

	Initial Weight	Final Volume
Run #1	31.4 g	1.0 ml
Run #2		

CAS No.	Compound	Result	RL	MDL	Units	Q
123-91-1	1,4-Dioxane	ND	3.4	1.7	ug/kg	

CAS No.	Surrogate Recoveries	Run# 1	Run# 2	Limits
4165-60-0	Nitrobenzene-d5	62%		10-107%
321-60-8	2-Fluorobiphenyl	64%		17-91%
1718-51-0	Terphenyl-d14	67%		17-105%

ND = Not detected MDL = Method Detection Limit
RL = Reporting Limit
E = Indicates value exceeds calibration range

J = Indicates an estimated value
B = Indicates analyte found in associated method blank
N = Indicates presumptive evidence of a compound

Report of Analysis

Client Sample ID:	TT-SB-04-7.5-9.5		
Lab Sample ID:	JD35645-1	**Date Sampled:**	11/19/21
Matrix:	SO - Soil	**Date Received:**	11/19/21
Method:	SW846 8151A SW846 3546	**Percent Solids:**	94.6
Project:	2nd Avenue and 33-39th Street, Brooklyn, NY		

	File ID	DF	Analyzed	By	Prep Date	Prep Batch	Analytical Batch
Run #1	3G134221.D	1	11/25/21 09:57	RK	11/24/21 10:05	OP36792	G3G4896
Run #2							

	Initial Weight	Final Volume
Run #1	15.1 g	5.0 ml
Run #2		

Herbicide List

CAS No.	Compound	Result	RL	MDL	Units	Q
94-75-7	2,4-D	ND	18	7.8	ug/kg	
93-72-1	2,4,5-TP (Silvex)	ND	3.5	2.0	ug/kg	
93-76-5	2,4,5-T	ND	3.5	1.7	ug/kg	

CAS No.	Surrogate Recoveries	Run# 1	Run# 2	Limits
19719-28-9	2,4-DCAA	115%		10-125%
19719-28-9	2,4-DCAA	68%		10-125%

ND = Not detected MDL = Method Detection Limit
RL = Reporting Limit
E = Indicates value exceeds calibration range

J = Indicates an estimated value
B = Indicates analyte found in associated method blank
N = Indicates presumptive evidence of a compound

Report of Analysis

Client Sample ID:	TT-SB-04-7.5-9.5		
Lab Sample ID:	JD35645-1	**Date Sampled:**	11/19/21
Matrix:	SO - Soil	**Date Received:**	11/19/21
Method:	SW846 8081B SW846 3546	**Percent Solids:**	94.6
Project:	2nd Avenue and 33-39th Street, Brooklyn, NY		

	File ID	DF	Analyzed	By	Prep Date	Prep Batch	Analytical Batch
Run #1	4G9723092.D	1	11/24/21 21:59	TC	11/23/21 10:00	OP36786	G4G3662
Run #2							

	Initial Weight	Final Volume
Run #1	15.1 g	10.0 ml
Run #2		

Pesticide TCL List

CAS No.	Compound	Result	RL	MDL	Units	Q
309-00-2	Aldrin	ND	0.70	0.58	ug/kg	
319-84-6	alpha-BHC	ND	0.70	0.57	ug/kg	
319-85-7	beta-BHC	ND	0.70	0.63	ug/kg	
319-86-8	delta-BHC	ND	0.70	0.67	ug/kg	
58-89-9	gamma-BHC (Lindane)	ND	0.70	0.52	ug/kg	
5103-71-9	alpha-Chlordane	ND	0.70	0.56	ug/kg	
5103-74-2	gamma-Chlordane	ND	0.70	0.32	ug/kg	
60-57-1	Dieldrin	ND	0.70	0.48	ug/kg	
72-54-8	4,4'-DDD	1.4	0.70	0.64	ug/kg	
72-55-9	4,4'-DDE	0.90	0.70	0.61	ug/kg	
50-29-3	4,4'-DDT	7.3	0.70	0.62	ug/kg	
72-20-8	Endrin	ND	0.70	0.54	ug/kg	
1031-07-8	Endosulfan sulfate	ND	0.70	0.55	ug/kg	
7421-93-4	Endrin aldehyde	ND	0.70	0.40	ug/kg	
959-98-8	Endosulfan-I	ND	0.70	0.40	ug/kg	
33213-65-9	Endosulfan-II	ND	0.70	0.44	ug/kg	
76-44-8	Heptachlor	ND	0.70	0.60	ug/kg	
1024-57-3	Heptachlor epoxide	ND	0.70	0.49	ug/kg	
72-43-5	Methoxychlor	ND	1.4	0.56	ug/kg	
53494-70-5	Endrin ketone	ND	0.70	0.51	ug/kg	
8001-35-2	Toxaphene	ND	18	16	ug/kg	

CAS No.	Surrogate Recoveries	Run# 1	Run# 2	Limits
877-09-8	Tetrachloro-m-xylene	91%		27-138%
877-09-8	Tetrachloro-m-xylene	104%		27-138%
2051-24-3	Decachlorobiphenyl	90%		10-179%
2051-24-3	Decachlorobiphenyl	94%		10-179%

ND = Not detected MDL = Method Detection Limit
RL = Reporting Limit
E = Indicates value exceeds calibration range

J = Indicates an estimated value
B = Indicates analyte found in associated method blank
N = Indicates presumptive evidence of a compound

Report of Analysis

Client Sample ID:	TT-SB-04-7.5-9.5		
Lab Sample ID:	JD35645-1	**Date Sampled:**	11/19/21
Matrix:	SO - Soil	**Date Received:**	11/19/21
Method:	SW846 8082A SW846 3546	**Percent Solids:**	94.6
Project:	2nd Avenue and 33-39th Street, Brooklyn, NY		

	File ID	DF	Analyzed	By	Prep Date	Prep Batch	Analytical Batch
Run #1	RK6651.D	1	11/25/21 19:18	CP	11/23/21 10:00	OP36787	GRK173
Run #2							

	Initial Weight	Final Volume
Run #1	15.1 g	10.0 ml
Run #2		

PCB List

CAS No.	Compound	Result	RL	MDL	Units	Q
12674-11-2	Aroclor 1016 [a]	ND	35	16	ug/kg	
11104-28-2	Aroclor 1221	ND	35	22	ug/kg	
11141-16-5	Aroclor 1232	ND	35	22	ug/kg	
53469-21-9	Aroclor 1242	ND	35	14	ug/kg	
12672-29-6	Aroclor 1248	ND	35	31	ug/kg	
11097-69-1	Aroclor 1254	ND	35	19	ug/kg	
11096-82-5	Aroclor 1260 [a]	ND	35	15	ug/kg	
11100-14-4	Aroclor 1268	ND	35	15	ug/kg	
37324-23-5	Aroclor 1262	ND	35	23	ug/kg	

CAS No.	Surrogate Recoveries	Run# 1	Run# 2	Limits
877-09-8	Tetrachloro-m-xylene	137%		24-152%
877-09-8	Tetrachloro-m-xylene	130%		24-152%
2051-24-3	Decachlorobiphenyl	126%		10-172%
2051-24-3	Decachlorobiphenyl	118%		10-172%

(a) Associated CCV outside of control limits high, sample was ND.

ND = Not detected MDL = Method Detection Limit
RL = Reporting Limit
E = Indicates value exceeds calibration range

J = Indicates an estimated value
B = Indicates analyte found in associated method blank
N = Indicates presumptive evidence of a compound

Report of Analysis

Client Sample ID:	TT-SB-04-7.5-9.5		
Lab Sample ID:	JD35645-1	**Date Sampled:**	11/19/21
Matrix:	SO - Soil	**Date Received:**	11/19/21
		Percent Solids:	94.6
Project:	2nd Avenue and 33-39th Street, Brooklyn, NY		

Metals Analysis

Analyte	Result	RL	Units	DF	Prep	Analyzed	By	Method	Prep Method
Aluminum	4340	50	mg/kg	1	11/30/21	12/01/21	ND	SW846 6010D [2]	SW846 3050B [4]
Antimony	< 2.0	2.0	mg/kg	1	11/30/21	12/01/21	ND	SW846 6010D [2]	SW846 3050B [4]
Arsenic	2.9	2.0	mg/kg	1	11/30/21	12/01/21	ND	SW846 6010D [2]	SW846 3050B [4]
Barium	39.0	20	mg/kg	1	11/30/21	12/01/21	ND	SW846 6010D [2]	SW846 3050B [4]
Beryllium	0.31	0.20	mg/kg	1	11/30/21	12/01/21	ND	SW846 6010D [2]	SW846 3050B [4]
Cadmium	< 0.50	0.50	mg/kg	1	11/30/21	12/01/21	ND	SW846 6010D [2]	SW846 3050B [4]
Calcium	2150	500	mg/kg	1	11/30/21	12/01/21	ND	SW846 6010D [2]	SW846 3050B [4]
Chromium	15.2	1.0	mg/kg	1	11/30/21	12/01/21	ND	SW846 6010D [2]	SW846 3050B [4]
Cobalt	5.3	5.0	mg/kg	1	11/30/21	12/01/21	ND	SW846 6010D [2]	SW846 3050B [4]
Copper	16.8	2.5	mg/kg	1	11/30/21	12/01/21	ND	SW846 6010D [2]	SW846 3050B [4]
Iron	16100	50	mg/kg	1	11/30/21	12/01/21	ND	SW846 6010D [2]	SW846 3050B [4]
Lead	20.3	2.0	mg/kg	1	11/30/21	12/01/21	ND	SW846 6010D [2]	SW846 3050B [4]
Magnesium	3940	500	mg/kg	1	11/30/21	12/01/21	ND	SW846 6010D [2]	SW846 3050B [4]
Manganese	193	1.5	mg/kg	1	11/30/21	12/01/21	ND	SW846 6010D [2]	SW846 3050B [4]
Mercury	0.037	0.031	mg/kg	1	11/24/21	11/24/21	SB	SW846 7471B [1]	SW846 7471B [3]
Nickel	35.4	4.0	mg/kg	1	11/30/21	12/01/21	ND	SW846 6010D [2]	SW846 3050B [4]
Potassium	< 1000	1000	mg/kg	1	11/30/21	12/01/21	ND	SW846 6010D [2]	SW846 3050B [4]
Selenium	< 2.0	2.0	mg/kg	1	11/30/21	12/01/21	ND	SW846 6010D [2]	SW846 3050B [4]
Silver	0.60	0.50	mg/kg	1	11/30/21	12/01/21	ND	SW846 6010D [2]	SW846 3050B [4]
Sodium	< 1000	1000	mg/kg	1	11/30/21	12/01/21	ND	SW846 6010D [2]	SW846 3050B [4]
Thallium	< 1.0	1.0	mg/kg	1	11/30/21	12/01/21	ND	SW846 6010D [2]	SW846 3050B [4]
Vanadium	14.8	5.0	mg/kg	1	11/30/21	12/01/21	ND	SW846 6010D [2]	SW846 3050B [4]
Zinc	37.4	5.0	mg/kg	1	11/30/21	12/01/21	ND	SW846 6010D [2]	SW846 3050B [4]

(1) Instrument QC Batch: MA51485
(2) Instrument QC Batch: MA51523
(3) Prep QC Batch: MP30023
(4) Prep QC Batch: MP30071

RL = Reporting Limit

Report of Analysis

Client Sample ID:	TT-SB-04-7.5-9.5		
Lab Sample ID:	JD35645-1	**Date Sampled:**	11/19/21
Matrix:	SO - Soil	**Date Received:**	11/19/21
		Percent Solids:	94.6
Project:	2nd Avenue and 33-39th Street, Brooklyn, NY		

General Chemistry

Analyte	Result	RL	Units	DF	Analyzed	By	Method
Cyanide [a]	< 0.23	0.23	mg/kg	1	12/09/21 02:05	EB	SW846 9012B/LACHAT
Solids, Percent	94.6		%	1	11/22/21 17:03	BG	SM2540 G 18TH ED MOD

(a) Sample prepped within holding time, but run out of holding time.

RL = Reporting Limit

Report of Analysis

Client Sample ID:	TT-SB-04-7.5-9.5		
Lab Sample ID:	JD35645-1A	**Date Sampled:**	11/19/21
Matrix:	SO - Soil	**Date Received:**	11/19/21
Method:	EPA 537M BY ID IN HOUSE	**Percent Solids:**	94.6
Project:	2nd Avenue and 33-39th Street, Brooklyn, NY		

	File ID	DF	Analyzed	By	Prep Date	Prep Batch	Analytical Batch
Run #1 [a]	4Q23728.D	1	12/16/21 08:36	AFL	12/08/21 07:00	F:OP88699	F:S4Q325
Run #2							

	Initial Weight	Final Volume
Run #1	2.08 g	1.0 ml
Run #2		

PFAS List

CAS No.	Compound	Result	RL	MDL	Units	Q
PERFLUOROALKYLCARBOXYLIC ACIDS						
375-22-4	Perfluorobutanoic acid	ND	1.0	0.39	ug/kg	
2706-90-3	Perfluoropentanoic acid	ND	0.51	0.25	ug/kg	
307-24-4	Perfluorohexanoic acid	ND	0.51	0.25	ug/kg	
375-85-9	Perfluoroheptanoic acid	ND	0.51	0.25	ug/kg	
335-67-1	Perfluorooctanoic acid	ND	0.51	0.25	ug/kg	
375-95-1	Perfluorononanoic acid	ND	0.51	0.25	ug/kg	
335-76-2	Perfluorodecanoic acid	ND	0.51	0.25	ug/kg	
2058-94-8	Perfluoroundecanoic acid	ND	0.51	0.25	ug/kg	
307-55-1	Perfluorododecanoic acid	ND	0.51	0.25	ug/kg	
72629-94-8	Perfluorotridecanoic acid	ND	0.51	0.27	ug/kg	
376-06-7	Perfluorotetradecanoic acid	ND	0.51	0.25	ug/kg	
PERFLUOROALKYLSULFONIC ACIDS						
375-73-5	Perfluorobutanesulfonic acid	ND	0.51	0.25	ug/kg	
355-46-4	Perfluorohexanesulfonic acid	ND	0.51	0.25	ug/kg	
375-92-8	Perfluoroheptanesulfonic acid	ND	0.51	0.25	ug/kg	
1763-23-1	Perfluorooctanesulfonic acid	ND	0.51	0.25	ug/kg	
335-77-3	Perfluorodecanesulfonic acid	ND	0.51	0.25	ug/kg	
PERFLUOROOCTANESULFONAMIDES						
754-91-6	PFOSA	ND	0.51	0.25	ug/kg	
PERFLUOROOCTANESULFONAMIDOACETIC ACIDS						
2355-31-9	MeFOSAA	ND	1.0	0.51	ug/kg	
2991-50-6	EtFOSAA	ND	1.0	0.51	ug/kg	
FLUOROTELOMER SULFONATES						
27619-97-2	6:2 Fluorotelomer sulfonate	ND	1.0	0.25	ug/kg	
39108-34-4	8:2 Fluorotelomer sulfonate	ND	1.0	0.25	ug/kg	

ND = Not detected MDL = Method Detection Limit J = Indicates an estimated value
RL = Reporting Limit B = Indicates analyte found in associated method blank
E = Indicates value exceeds calibration range N = Indicates presumptive evidence of a compound

Report of Analysis

Client Sample ID:	TT-SB-04-7.5-9.5		
Lab Sample ID:	JD35645-1A	**Date Sampled:**	11/19/21
Matrix:	SO - Soil	**Date Received:**	11/19/21
Method:	EPA 537M BY ID IN HOUSE	**Percent Solids:**	94.6
Project:	2nd Avenue and 33-39th Street, Brooklyn, NY		

PFAS List

CAS No.	ID Standard Recoveries	Run# 1	Run# 2	Limits
	13C4-PFBA	96%		40-140%
	13C5-PFPeA	98%		50-150%
	13C5-PFHxA	99%		50-150%
	13C4-PFHpA	100%		50-150%
	13C8-PFOA	102%		50-150%
	13C9-PFNA	104%		50-150%
	13C6-PFDA	107%		50-150%
	13C7-PFUnDA	105%		40-140%
	13C2-PFDoDA	103%		40-140%
	13C2-PFTeDA	101%		30-130%
	13C3-PFBS	97%		50-150%
	13C3-PFHxS	96%		50-150%
	13C8-PFOS	100%		50-150%
	13C8-FOSA	107%		30-130%
	d3-MeFOSAA	107%		40-140%
	d5-EtFOSAA	112%		40-140%
	13C2-6:2FTS	96%		50-150%
	13C2-8:2FTS	99%		50-150%

(a) Analysis performed at SGS Orlando, FL.

ND = Not detected MDL = Method Detection Limit
RL = Reporting Limit
E = Indicates value exceeds calibration range

J = Indicates an estimated value
B = Indicates analyte found in associated method blank
N = Indicates presumptive evidence of a compound

Misc. Forms

Custody Documents and Other Forms

Includes the following where applicable:

- Chain of Custody
- Chain of Custody (SGS Orlando, FL)

SO
SL

SGS

CHAIN OF CUSTODY

SGS North America Inc. - Dayton
2235 Route 130, Dayton, NJ 08810
TEL. 732-329-0200 FAX: 732-329-3499/3480
www.sgs.com/ehsusa

Page 1 of 1

EHSA-QAC-0023-04-FORM-Standard COC

FED-EX Tracking #:
Bottle Order Control #: JS-141121-141
SGS Quote #:
SGS Job #: JD 35645

Client / Reporting Information

Company Name: TETRA TECH
Street Address: 6 CENTURY DR.
City / State / Zip: PARSIPPANY NJ 07954
Project Contact / E-mail: BOB CANTAGALLO ROBERT.CANTAGALLO@TETRATECH.COM
Phone #: 973 630 4045
Sampler(s) Name(s) / Phone #: A. VALL

Project Information

Project Name: 2ND AVE & 33RD St.
Street:
Billing Information (if different from Report to)
Company Name:
Project #:
Street Address:
Client Purchase Order #:
City / State / Zip:
Project Manager:
Attention:

Requested Analysis

SGS Sample #	Field ID / Point of Collection	MEOH/DI Vial #	Collection Date	Collection Time	Sampled by	Grab (G) Comp (C)	Source Chlorinated (Y/N)	Matrix	# of bottles	HCl	NaOH	HNO_3	H_2SO_4	NONE	DI Water	MEOH	ENCORE	VB260 TCL 20+	AB 8270 TCL + 20	B 8270 SIM 1,4 Dox	P8081 PEST. TCL	P8082 PCB 11	H8151 STD	x MITAL CN	MTAL	LCID 5321 + 21			LAB USE ONLY
1	TT-SB-04-7.5-9.5	•	11/19/21	1041	AV	G		SO	6					3			3	✓	✓	✓	✓	✓	✓	✓		✓			034
																													P15
																													14F6
																													4936

Number of preserved Bottles

pH Check (Lab Use Only)

Matrix Codes

DW - Drinking Water
GW - Ground Water
WW - Water
SW - Surface Water
SO - Soil
SL- Sludge
SED-Sediment
OI - Oil
LIQ - Other Liquid
AIR - Air
SOL - Other Solid
WP - Wipe
FB - Field Blank
EB-Equipment Blank
RB - Rinse Blank
TB - Trip Blank

Turn Around Time (Business Days)

Approved By (SGS PM): / Date:

- ☐ 10 Business Days
- ☐ 5 Business Days
- ☐ 3 Business Days*
- ☐ 2 Business Days*
- ☐ 1 Business Day*
- ☐ Other

All data available via Lablink

* Approval needed for 1-3 Business Day TAT

Deliverable

- ☐ Commercial "A" (Level 1)
- ☐ Commercial "B" (Level 2)
- ☐ NJ Reduced (Level 3)
- ☐ Full Tier I (Level 4)
- ☐ Commercial "C"
- ☐ NJ DKQP
- ☐ NYASP Category A
- ☐ NYASP Category B
- ☐ MA MCP Criteria
- ☐ CT RCP Criteria
- ☐ State Forms
- ☐ EDD Format
- ☐ DOD-QSM5

Commercial "A" = Results only; Commercial "B" = Results + QC Summary
Commercial "C" = Results + QC Summary + Partial Raw data

Comments / Special Instructions

• 375g encore
Initial Assessment SP3B
Label Verification

http://www.sgs.com/en/terms-and-conditions

Sample Custody must be documented below each time samples change possession, including courier delivery.

Relinquished By:	Date / Time:	Received By:	Relinquished By:	Date / Time:	Received By:
1 AVE	11/19/21 1310		2	18:07 11/19/21	2
3		3	4		4
5		5			

Custody Seal #: ☐ Intact ☐ Not intact | Absent ☐
Therm ID: See Sample Receipt Summary
On Ice ☐
Cooler Temp. °C

CTP 23.4 / 23.4

JD35645: Chain of Custody
Page 1 of 3

SGS Sample Receipt Summary

Job Number: JD35645 **Client:** TETRA TECH **Project:** 2ND AVENUE AND 33-39TH STREET, BROOKL

Date / Time Received: 11/19/2021 6:07:00 PM **Delivery Method:** **Airbill #'s:**

Cooler Temps (Raw Measured) °C: Cooler 1: (2.4);

Cooler Temps (Corrected) °C: Cooler 1: (1.0);

Cooler Security	Y	or	N		Y	or	N
1. Custody Seals Present:	☑		☐	3. COC Present:	☑		☐
2. Custody Seals Intact:	☑		☐	4. Smpl Dates/Time OK	☑		☐

Cooler Temperature	Y	or	N
1. Temp criteria achieved:	☑		☐
2. Cooler temp verification:	IR Gun		
3. Cooler media:	Ice (Bag)		
4. No. Coolers:	1		

Quality Control Preservation	Y	or	N	N/A
1. Trip Blank present / cooler:	☐		☐	☑
2. Trip Blank listed on COC:	☐		☐	☑
3. Samples preserved properly:	☑		☐	
4. VOCs headspace free:	☐		☐	☑

Sample Integrity - Documentation	Y	or	N
1. Sample labels present on bottles:	☑		☐
2. Container labeling complete:	☑		☐
3. Sample container label / COC agree:	☑		☐

Sample Integrity - Condition	Y	or	N
1. Sample recvd within HT:	☑		☐
2. All containers accounted for:	☑		☐
3. Condition of sample:	Intact		

Sample Integrity - Instructions	Y	or	N	N/A
1. Analysis requested is clear:	☑		☐	
2. Bottles received for unspecified tests	☐		☑	
3. Sufficient volume recvd for analysis:	☑		☐	
4. Compositing instructions clear:	☐		☐	☑
5. Filtering instructions clear:	☐		☐	☑

Test Strip Lot #s: pH 1-12: 231619 pH 12+: 203117A Other: (Specify) _____ _____

Comments

SM089-03
Rev. Date 12/7/17

JD35645: Chain of Custody
Page 2 of 3

Job Change Order: JD35645

Requested Date:	12/13/2021	**Received Date:**	11/19/2021
Account Name:	Tetra Tech	**Due Date:**	12/13/2021
Project Description:	2nd Avenue and 33-39th Street, Brooklyn, NY	**Deliverable:**	NYASPB
C/O Initiated By:	JADONS **PM:** JBS	**TAT (Days):**	7

==========

Sample #: JD35645-ALL

Dept:

TAT: 7

Change:
Please move project to TTNJP90692 and re-sub to ALSE.

==========

Above Changes Per: Jadon Schiller **Date/Time:** 12/13/2021

To Client: This Change Order is confirmation of the revisions, previously discussed with the Client Service Representative.

Page 1 of 1

JD35645: Chain of Custody
Page 3 of 3

SGS

CHAIN OF CUSTODY

SGS North America Inc. - Dayton
2235 Route 130, Dayton, NJ 08810
TEL. 732-329-0200 FAX: 732-329-3499/3480
www.sgs.com/ehsusa

Page 1 of 1

FED-EX Tracking #	Bottle Order Control #
SGS Quote #	SGS Job # JD35645

Client / Reporting Information

Company Name:
Street Address
City State Zip
Project Contact E-mail: Jadon.Schiller@sgs.com
Phone #
Sampler(s) Name(s) Phone: AV

Project Information

Project Name: 2nd Avenue and 33-39th Street, Brooklyn, NY
Street
City State
Project #
Client Purchase Order #
Project Manager

Billing Information (if different from Report to)
Company Name
Street Address
City State Zip
Attention:

Requested Analysis

SGS Sample #	Field ID / Point of Collection	MECH/DI Vial #	Collection Date	Collection Time	Sampled by	Matrix	# of bottles	HCl	NaOH	HNO_3	H_2SO_4	NONE	DI Water	MECH	ENCORE	LCID537NY21											LAB USE ONLY
1A	TT-SB-04-7.5-9.5		11/19/21	10:41:00 AM	AV	SO										X											

Matrix Codes: DW - Drinking Water; GW - Ground Water; WW - Water; SW - Surface Water; SO - Soil; SL - Sludge; SED-Sediment; OI - Oil; LIQ - Other Liquid; AIR - Air; SOL - Other Solid; WP - Wipe; FB - Field Blank; EB-Equipment Blank; RB - Rinse Blank; TB - Trip Blank

Turnaround Time (Business days)

Approved By (SGS PM): / Date:

- [ ] Standard 10 Business Days
- [ ] 5 Business Days RUSH
- [ ] 3 Business Days RUSH
- [ ] 2 Business Days RUSH
- [ ] 1 Business Day EMERGENCY
- [X] Other 1/14/1900

Emergency & Rush T/A data available via Lablink Approval needed for RUSH/Emergency TAT

Data Deliverable Information

- [ ] Commercial "A" (Level 1)
- [ ] Commercial "B" (Level 2)
- [ ] FULLT1 (Level 3+4)
- [ ] NJ Reduced
- [ ] Commercial "C"
- [ ] NYASP Category A
- [ ] NYASP Category B
- [ ] State Forms
- [ ] EDD Format
- [X] Other NYASPB

Commercial "A" = Results Only
Commercial "B" = Results + QC Summary
Commercial "C" = Results + QC Summary + Partial Raw data

Comments / Special Instructions

http://www.sgs.com/en/terms-and-conditions

Sample Custody must be documented below each time samples change possession, including courier delivery.

Relinquished by:	Date / Time:	Received By:	Relinquished By:	Date / Time:	Received By:
1 [signature]	11/22/21 14:20	1 Fedex	2 FX	11/23/21	2 [signature]
Relinquished by:	Date / Time:	Received By:	Relinquished By:	Date / Time:	Received By:
		3	4	10:5	4
Relinquished by:	Date / Time:	Received By:	Custody Seal #		
5		5			

☐ Intact ☐ Not Intact ☐ Absent Preserved where applicable ☐ Therm. ID ☐ On Ice Cooler Temp. °C 3.8 IR-4

INITIAL ASSESSMENT SP

LABEL VERIFICATION [signature]

jd35645.xls
Rev. Date: 4/10/18

5.2

5

JD35645: Chain of Custody
Page 1 of 2
SGS Orlando, FL

SGS Sample Receipt Summary

Job Number: JD35645 **Client:** SGS NJ **Project:** 2ND AVENUE

Date / Time Received: 11/23/2021 10:15:00 AM **Delivery Method:** FX **Airbill #'s:** 5272 0636 5606

Therm ID: IR 1; **Therm CF:** 0.2; **# of Coolers:** 1

Cooler Temps (Raw Measured) °C: Cooler 1: (3.6);

Cooler Temps (Corrected) °C: Cooler 1: (3.8);

Cooler Information	Y	or	N
1. Custody Seals Present	☑		☐
2. Custody Seals Intact	☑		☐
3. Temp criteria achieved	☑		☐
4. Cooler temp verification	IR Gun		
5. Cooler media	Ice (Bag)		

Trip Blank Information	Y	or	N	N/A
1. Trip Blank present / cooler	☐		☐	☑
2. Trip Blank listed on COC	☐		☐	☑
	W	**or**	**S**	**N/A**
3. Type Of TB Received	☐		☐	☑

Sample Information	Y	or	N	N/A
1. Sample labels present on bottles	☑		☐	
2. Samples preserved properly	☑		☐	
3. Sufficient volume/containers recvd for analysis:	☑		☐	
4. Condition of sample	Intact			
5. Sample recvd within HT	☑		☐	
6. Dates/Times/IDs on COC match Sample Label	☑		☐	
7. VOCs have headspace	☐		☐	☑
8. Bottles received for unspecified tests	☐		☑	
9. Compositing instructions clear	☐		☐	☑
10. Voa Soil Kits/Jars received past 48hrs?	☐		☐	☑
11. % Solids Jar received?	☐		☐	☑
12. Residual Chlorine Present?	☐		☐	☑

Misc. Information

Number of Encores: 25-Gram _____ 5-Gram _____ Number of 5035 Field Kits: _____ Number of Lab Filtered Metals: _____

Test Strip Lot #s: pH 0-3 230315 pH 10-12 219813A Other: (Specify) _____ _____

Residual Chlorine Test Strip Lot #: _____

Comments

SM001
Rev. Date 05/24/17

Technician: PETERH Date: 11/23/2021 10:15:00 Reviewer: _____ Date: _____

JD35645: Chain of Custody
Page 2 of 2

The results set forth herein are provided by SGS North America Inc.

e-Hardcopy 2.0
Automated Report

Technical Report for

Tetra Tech

2nd Avenue and 33-39th Street, Brooklyn, NY

SGS Job Number: JD35782

Sampling Dates: 11/19/21 - 11/23/21

Report to:

Tetra Tech

Robert.Cantagallo@tetratech.com

ATTN: Bob Cantagallo

Total number of pages in report: 122

Test results contained within this data package meet the requirements of the National Environmental Laboratory Accreditation Program and/or state specific certification programs as applicable.

Mike Earp
General Manager

Client Service contact: Jadon Schiller 732-329-0200

Certifications: NJ(12129), NY(10983), CA, CT, FL, IL, IN, KS, KY, LA, MA, MD, ME, MN, NC, OH VAP (CL0056), AK (UST-103), AZ (AZ0786), PA, RI, SC, TX, UT, VA, WV, DoD ELAP (ANAB L2248)

This report shall not be reproduced, except in its entirety, without the written approval of SGS.
Test results relate only to samples analyzed.

Table of Contents

-1-

Section 1: Sample Summary **3**
Section 2: Case Narrative/Conformance Summary **5**
Section 3: Summary of Hits **14**
Section 4: Sample Results **23**
4.1: JD35782-1: TT-SB-05-6.5-8.5 24
4.2: JD35782-1A: TT-SB-05-6.5-8.5 35
4.3: JD35782-2: S DUP-01 37
4.4: JD35782-2A: S DUP-01 48
4.5: JD35782-3: TT-SB-06-5.0-7.0 50
4.6: JD35782-3A: TT-SB-06-5.0-7.0 61
4.7: JD35782-4: TT-SB-07-6.0-8.0 63
4.8: JD35782-4A: TT-SB-07-6.0-8.0 74
4.9: JD35782-5: TT-SB-08-7.0-9.0 76
4.10: JD35782-5A: TT-SB-08-7.0-9.0 88
4.11: JD35782-6: TT-SB-09-5.0-7.0 90
4.12: JD35782-6A: TT-SB-09-5.0-7.0 102
4.13: JD35782-7: TT-SB-10-7.0-9.0 104
4.14: JD35782-7A: TT-SB-10-7.0-9.0 115
Section 5: Misc. Forms **117**
5.1: Chain of Custody 118
5.2: Chain of Custody (SGS Orlando, FL) 121

SGS LabLink@1124010 14:39 21-Jan-2022

Sample Summary

Tetra Tech

2nd Avenue and 33-39th Street, Brooklyn, NY

Job No: JD35782

Sample Number	Collected Date	Time	By	Received	Matrix Code	Type	Client Sample ID
JD35782-1	11/19/21	13:50	AV	11/23/21	SO	Soil	TT-SB-05-6.5-8.5
JD35782-1A	11/19/21	13:50	AV	11/23/21	SO	Soil	TT-SB-05-6.5-8.5
JD35782-2	11/19/21	16:00	AV	11/23/21	SO	Soil	S DUP-01
JD35782-2A	11/19/21	16:00	AV	11/23/21	SO	Soil	S DUP-01
JD35782-3	11/22/21	09:35	AV	11/23/21	SO	Soil	TT-SB-06-5.0-7.0
JD35782-3A	11/22/21	09:35	AV	11/23/21	SO	Soil	TT-SB-06-5.0-7.0
JD35782-4	11/22/21	12:23	AV	11/23/21	SO	Soil	TT-SB-07-6.0-8.0
JD35782-4A	11/22/21	12:23	AV	11/23/21	SO	Soil	TT-SB-07-6.0-8.0
JD35782-5	11/22/21	14:04	AV	11/23/21	SO	Soil	TT-SB-08-7.0-9.0
JD35782-5A	11/22/21	14:04	AV	11/23/21	SO	Soil	TT-SB-08-7.0-9.0
JD35782-6	11/23/21	09:15	AV	11/23/21	SO	Soil	TT-SB-09-5.0-7.0
JD35782-6A	11/23/21	09:15	AV	11/23/21	SO	Soil	TT-SB-09-5.0-7.0

This report contains results reported as ND = Not detected. The following applies:
Organics ND = Not detected above the MDL

Soil samples reported on a dry weight basis unless otherwise indicated on result page.

Sample Summary
(continued)

Tetra Tech

Job No: JD35782

2nd Avenue and 33-39th Street, Brooklyn, NY

Sample Number	Collected Date	Time	By	Received	Matrix Code	Type	Client Sample ID
JD35782-6AD	11/23/21	09:15	AV	11/23/21	SO	Soil Dup/MSD	TT-SB-09-5.0-7.0
JD35782-6AS	11/23/21	09:15	AV	11/23/21	SO	Soil Matrix Spike	TT-SB-09-5.0-7.0
JD35782-6D	11/23/21	09:15	AV	11/23/21	SO	Soil Dup/MSD	TT-SB-09-5.0-7.0
JD35782-6S	11/23/21	09:15	AV	11/23/21	SO	Soil Matrix Spike	TT-SB-09-5.0-7.0
JD35782-7	11/23/21	11:06	AV	11/23/21	SO	Soil	TT-SB-10-7.0-9.0
JD35782-7A	11/23/21	11:06	AV	11/23/21	SO	Soil	TT-SB-10-7.0-9.0

Soil samples reported on a dry weight basis unless otherwise indicated on result page.

CASE NARRATIVE / CONFORMANCE SUMMARY

Client:	Tetra Tech	**Job No:**	JD35782
Site:	2nd Avenue and 33-39th Street, Brooklyn, NY	**Report Date**	12/23/2021 1:27:54 P

On 11/23/2021, 7 Sample(s), 0 Trip Blank(s) and 0 Field Blank(s) were received at SGS North America Inc. at a maximum corrected temperature of 1.7 C. Samples were intact and chemically preserved, unless noted below. A SGS North America Inc. Job Number of JD35782 was assigned to the project. Laboratory sample ID, client sample ID and dates of sample collection are detailed in the report's Results Summary Section.

Specified quality control criteria were achieved for this job except as noted below. For more information, please refer to the analytical results and QC summary pages.

Compounds qualified as out of range in the continuing calibration summary report are acceptable as per method requirements when there is a high bias but the sample result is non-detect.

MS Volatiles By Method SW846 8260D

Matrix: SO **Batch ID:** VI9766

- All samples were analyzed within the recommended method holding time.
- All method blanks for this batch meet method specific criteria.
- Sample(s) JD35782-6MS, JD35782-6MSD were used as the QC samples indicated.
- JD35782-5 for 1,3-Dichlorobenzene: This compound in blank spike is outside in house QC limits bias high.
- JD35782-2 for Chloroethane: Associated CCV outside of control limits high, sample was ND.
- JD35782-1 for 1,2-Dichlorobenzene: This compound in blank spike is outside in house QC limits bias high.
- JD35782-1 for Trichlorofluoromethane: Associated CCV outside of control limits high, sample was ND. This compound in blank spike is outside in house QC limits bias high.
- JD35782-4 for Chloroethane: Associated CCV outside of control limits high, sample was ND.
- JD35782-1 for 1,3-Dichlorobenzene: This compound in blank spike is outside in house QC limits bias high.
- VI9766-BS for 1,2-Dichlorobenzene: High percent recovery and no associated positive reported in the QC batch.
- JD35782-3 for 1,3-Dichlorobenzene: This compound in blank spike is outside in house QC limits bias high.
- JD35782-3 for 1,2-Dichlorobenzene: This compound in blank spike is outside in house QC limits bias high.
- JD35782-3 for Trichlorofluoromethane: Associated CCV outside of control limits high, sample was ND. This compound in blank spike is outside in house QC limits bias high.
- JD35782-3 for Chloroethane: Associated CCV outside of control limits high, sample was ND.
- JD35782-4 for Trichlorofluoromethane: Associated CCV outside of control limits high, sample was ND. This compound in blank spike is outside in house QC limits bias high.
- VI9766-BS for Trichlorofluoromethane: High percent recovery and no associated positive reported in the QC batch.
- JD35782-6 for 1,2-Dichlorobenzene: This compound in blank spike is outside in house QC limits bias high.
- JD35782-6 for Trichlorofluoromethane: Associated CCV outside of control limits high, sample was ND. This compound in blank spike is outside in house QC limits bias high.
- JD35782-1 for Chloroethane: Associated CCV outside of control limits high, sample was ND.
- JD35782-6 for Chloroethane: Associated CCV outside of control limits high, sample was ND.
- JD35782-4 for 1,2-Dichlorobenzene: This compound in blank spike is outside in house QC limits bias high.
- VI9766-BS for 1,3-Dichlorobenzene: High percent recovery and no associated positive reported in the QC batch.
- JD35782-6 for 1,3-Dichlorobenzene: This compound in blank spike is outside in house QC limits bias high.
- JD35782-4 for 1,3-Dichlorobenzene: This compound in blank spike is outside in house QC limits bias high.
- JD35782-5 for 1,2-Dichlorobenzene: This compound in blank spike is outside in house QC limits bias high.
- JD35782-2 for Trichlorofluoromethane: Associated CCV outside of control limits high, sample was ND. This compound in blank spike is outside in house QC limits bias high.
- JD35782-2 for 1,2-Dichlorobenzene: This compound in blank spike is outside in house QC limits bias high.

MS Volatiles By Method SW846 8260D

Matrix: SO	Batch ID: VI9766

- JD35782-2 for 1,3-Dichlorobenzene: This compound in blank spike is outside in house QC limits bias high.
- JD35782-5 for Chloroethane: Associated CCV outside of control limits high, sample was ND.
- JD35782-5 for Trichlorofluoromethane: Associated CCV outside of control limits high, sample was ND. This compound in blank spike is outside in house QC limits bias high.

Matrix: SO	Batch ID: VI9767

- All samples were analyzed within the recommended method holding time.
- Sample(s) JD35839-2MS, JD35839-4DUP were used as the QC samples indicated.
- All method blanks for this batch meet method specific criteria.

MS Semi-volatiles By Method EPA 537M BY ID

Matrix: SO	Batch ID: F:OP88771

- The data for EPA 537M BY ID meets quality control requirements.
- JD35782-4A: Analysis performed at SGS Orlando, FL.
- JD35782-7A: Analysis performed at SGS Orlando, FL.
- JD35782-1A: Analysis performed at SGS Orlando, FL.
- JD35782-3A: Analysis performed at SGS Orlando, FL.
- JD35782-6A: Analysis performed at SGS Orlando, FL.
- JD35782-2A: Analysis performed at SGS Orlando, FL.
- JD35782-5A: Analysis performed at SGS Orlando, FL.

MS Semi-volatiles By Method SW846 8270E

Matrix: SO **Batch ID:** OP36836

- All samples were extracted within the recommended method holding time.
- All method blanks for this batch meet method specific criteria.
- Sample(s) JD35782-6MS, JD35782-6MSD were used as the QC samples indicated.
- Matrix Spike Recovery(s) for Hexachlorocyclopentadiene are outside control limits. Outside control limits due to matrix interference.
- Matrix Spike Duplicate Recovery(s) for Hexachlorocyclopentadiene are outside control limits. Outside control limits due to matrix interference.
- RPD(s) for MS/MSD for Hexachlorocyclopentadiene are outside of in house control limits.
- JD35782-1 for 4,6-Dinitro-o-cresol: Associated CCV outside of control limits high, sample was ND.
- JD35782-5 for 2-Nitrophenol: Associated CCV outside of control limits high, sample was ND.
- JD35782-6 for Hexachlorocyclopentadiene: Associated CCV outside of control limits low. Low-level verification was analyzed to demonstrate system suitability to detect affected analytes. Sample was ND.
- JD35782-6 for Pentachlorophenol: Associated CCV outside of control limits low. Low-level verification was analyzed to demonstrate system suitability to detect affected analytes. Sample was ND.
- OP36836-MSD for Hexachlorocyclopentadiene: Outside of in house control limits.
- JD35782-3 for 2,4-Dinitrophenol: Associated CCV outside of control limits high, sample was ND.
- JD35782-3 for 2,4-Dinitrotoluene: Associated CCV outside of control limits high, sample was ND.
- JD35782-3 for 2-Nitroaniline: Associated CCV outside of control limits high, sample was ND.
- JD35782-3 for 2-Nitrophenol: Associated CCV outside of control limits high, sample was ND.
- JD35782-3 for 4,6-Dinitro-o-cresol: Associated CCV outside of control limits high, sample was ND.
- JD35782-3 for Acetophenone: Associated CCV outside of control limits high, sample was ND.
- JD35782-6 for 2-Nitrophenol: Associated CCV outside of control limits high, sample was ND.
- JD35782-2 for 2,4-Dinitrotoluene: Associated CCV outside of control limits high, sample was ND.
- JD35782-5 for Acetophenone: Associated CCV outside of control limits high, sample was ND.
- JD35782-6 for 2,4-Dinitrotoluene: Associated CCV outside of control limits high, sample was ND.
- JD35782-1 for Acetophenone: Associated CCV outside of control limits high, sample was ND.
- JD35782-1 for Atrazine: Associated CCV outside of control limits high, sample was ND.
- JD35782-1 for Hexachlorobutadiene: Associated CCV outside of control limits high, sample was ND.
- JD35782-1 for 2,4-Dinitrotoluene: Associated CCV outside of control limits high, sample was ND.
- JD35782-2 for 2,4-Dinitrophenol: Associated CCV outside of control limits high, sample was ND.
- JD35782-1 for 2-Nitrophenol: Associated CCV outside of control limits high, sample was ND.
- JD35782-2 for 2-Nitroaniline: Associated CCV outside of control limits high, sample was ND.
- JD35782-2 for 2-Nitrophenol: Associated CCV outside of control limits high, sample was ND.
- JD35782-2 for 4,6-Dinitro-o-cresol: Associated CCV outside of control limits high, sample was ND.
- JD35782-2 for Acetophenone: Associated CCV outside of control limits high, sample was ND.
- JD35782-4 for 2,4-Dinitrophenol: Associated CCV outside of control limits high, sample was ND.
- JD35782-2 for Hexachlorobutadiene: Associated CCV outside of control limits high, sample was ND.
- JD35782-1 for 2-Nitroaniline: Associated CCV outside of control limits high, sample was ND.
- JD35782-4 for N-Nitroso-di-n-propylamine: Associated CCV outside of control limits high, sample was ND.
- JD35782-7 for Atrazine: Associated CCV outside of control limits high, sample was ND.
- JD35782-7 for Hexachlorobutadiene: Associated CCV outside of control limits high, sample was ND.
- JD35782-4 for 2,4-Dinitrotoluene: Associated CCV outside of control limits high, sample was ND.
- JD35782-7 for 4,6-Dinitro-o-cresol: Associated CCV outside of control limits high, sample was ND.

MS Semi-volatiles By Method SW846 8270E

Matrix: SO	Batch ID: OP36836

- JD35782-2 for N-Nitroso-di-n-propylamine: Associated CCV outside of control limits high, sample was ND.
- JD35782-4 for Atrazine: Associated CCV outside of control limits high, sample was ND.
- JD35782-1 for N-Nitroso-di-n-propylamine: Associated CCV outside of control limits high, sample was ND.
- JD35782-3 for Atrazine: Associated CCV outside of control limits high, sample was ND.
- JD35782-4 for Acetophenone: Associated CCV outside of control limits high. Estimated value, due to corresponding failure in the batch associated CCV.
- JD35782-7 for 2,4-Dinitrotoluene: Associated CCV outside of control limits high, sample was ND.
- JD35782-7 for 2-Nitrophenol: Associated CCV outside of control limits high, sample was ND.
- JD35782-4 for 2-Nitroaniline: Associated CCV outside of control limits high, sample was ND.
- JD35782-6 for 4,6-Dinitro-o-cresol: Associated CCV outside of control limits high, sample was ND.
- JD35782-7 for 2-Nitroaniline: Associated CCV outside of control limits high, sample was ND.
- JD35782-5 for 4,6-Dinitro-o-cresol: Associated CCV outside of control limits high, sample was ND.
- JD35782-4 for Hexachlorobutadiene: Associated CCV outside of control limits high, sample was ND.
- JD35782-7 for N-Nitroso-di-n-propylamine: Associated CCV outside of control limits high, sample was ND.
- JD35782-6 for Atrazine: Associated CCV outside of control limits high, sample was ND.
- JD35782-7 for 2,4-Dinitrophenol: Associated CCV outside of control limits high, sample was ND.
- JD35782-5 for 2-Nitroaniline: Associated CCV outside of control limits high, sample was ND.
- JD35782-4 for 4,6-Dinitro-o-cresol: Associated CCV outside of control limits high, sample was ND.
- JD35782-5 for 2,4-Dinitrotoluene: Associated CCV outside of control limits high, sample was ND.
- JD35782-5 for 2,4-Dinitrophenol: Associated CCV outside of control limits high, sample was ND.
- JD35782-3 for N-Nitroso-di-n-propylamine: Associated CCV outside of control limits high, sample was ND.
- JD35782-3 for Hexachlorobutadiene: Associated CCV outside of control limits high, sample was ND.
- JD35782-6 for 2,4-Dinitrophenol: Associated CCV outside of control limits high, sample was ND.
- JD35782-7 for Acetophenone: Associated CCV outside of control limits high, sample was ND.
- JD35782-4 for 2-Nitrophenol: Associated CCV outside of control limits high, sample was ND.
- JD35782-1 for 2,4-Dinitrophenol: Associated CCV outside of control limits high, sample was ND.
- JD35782-5 for Atrazine: Associated CCV outside of control limits high, sample was ND.
- JD35782-5 for Hexachlorobutadiene: Associated CCV outside of control limits high, sample was ND.
- JD35782-2 for Atrazine: Associated CCV outside of control limits high, sample was ND.
- JD35782-5 for N-Nitroso-di-n-propylamine: Associated CCV outside of control limits high, sample was ND.

MS Semi-volatiles By Method SW846 8270E BY SIM

Matrix: SO	Batch ID: OP36836A

- All samples were extracted within the recommended method holding time.
- All method blanks for this batch meet method specific criteria.
- Sample(s) JD35782-6MS, JD35782-6MSD were used as the QC samples indicated.

GC/LC Semi-volatiles By Method SW846 8081B

Matrix: SO **Batch ID:** OP36830

- All samples were extracted within the recommended method holding time.
- Sample(s) JD35782-6MS, JD35782-6MSD were used as the QC samples indicated.
- All method blanks for this batch meet method specific criteria.
- RPD(s) for MS/MSD for 4,4'-DDD, 4,4'-DDE, 4,4'-DDT, Aldrin, alpha-BHC, alpha-Chlordane, beta-BHC, delta-BHC, Dieldrin, Endosulfan sulfate, Endosulfan-I, Endosulfan-II, Endrin, Endrin aldehyde, Endrin ketone, gamma-BHC (Lindane), gamma-Chlordane, Heptachlor, Heptachlor epoxide, Methoxychlor are outside control limits. Analytical precision exceeds in-house control limits.
- Matrix Spike Duplicate Recovery(s) for alpha-Chlordane, gamma-Chlordane, 4,4'-DDD, 4,4'-DDE are outside control limits. Outside control limits due to high level in sample relative to spike amount.
- JD35782-2: Confirmation run.
- JD35782-6: Confirmation run.
- JD35782-4: Confirmation run.
- OP36830-BS1: Had TBA cleanup.
- OP36830-MB1: Had TBA cleanup.
- JD35782-1: Confirmation run.
- JD35782-2 for Decachlorobiphenyl: Outside control limits due to matrix interference.
- JD35782-1 for Decachlorobiphenyl: Outside control limits due to matrix interference.
- JD35782-4 for Decachlorobiphenyl: Outside control limits due to matrix interference.
- JD35782-4 for Dieldrin: More than 40 % RPD for detected concentrations between the two GC columns.
- JD35782-4 for alpha-BHC: More than 40 % RPD for detected concentrations between the two GC columns.
- JD35782-4 for Aldrin: More than 40 % RPD for detected concentrations between the two GC columns.
- JD35782-4 for 4,4'-DDT: More than 40 % RPD for detected concentrations between the two GC columns.
- JD35782-2 for Decachlorobiphenyl: Outside control limits due to matrix interference.
- JD35782-4 for Decachlorobiphenyl: Outside control limits due to matrix interference.
- JD35782-6 for Aldrin: More than 40 % RPD for detected concentrations between the two GC columns.
- JD35782-4 for 4,4'-DDD: More than 40 % RPD for detected concentrations between the two GC columns.
- JD35782-2 for Dieldrin: More than 40 % RPD for detected concentrations between the two GC columns.
- JD35782-1 for gamma-Chlordane: More than 40 % RPD for detected concentrations between the two GC columns.
- JD35782-1 for gamma-BHC (Lindane): More than 40 % RPD for detected concentrations between the two GC columns.
- JD35782-2 for gamma-BHC (Lindane): More than 40 % RPD for detected concentrations between the two GC columns.
- OP36830-BS1 for Heptachlor epoxide: Reported from the 2nd signal. The %D of the CCV on the 1st signal exceeds the method criteria of 20%, so it being used for confirmation only.
- JD35782-2 for gamma-Chlordane: More than 40 % RPD for detected concentrations between the two GC columns.
- JD35782-4 for gamma-BHC (Lindane): More than 40 % RPD for detected concentrations between the two GC columns.
- JD35782-2 for 4,4'-DDT: More than 40 % RPD for detected concentrations between the two GC columns.
- JD35782-2 for Endrin: More than 40 % RPD for detected concentrations between the two GC columns.
- JD35782-2 for Aldrin: More than 40 % RPD for detected concentrations between the two GC columns.
- JD35782-1 for 4,4'-DDT: More than 40 % RPD for detected concentrations between the two GC columns.
- JD35782-4 for Endrin ketone: More than 40 % RPD for detected concentrations between the two GC columns.
- JD35782-7 for 4,4'-DDT: More than 40 % RPD for detected concentrations between the two GC columns.
- JD35782-7 for 4,4'-DDD: More than 40 % RPD for detected concentrations between the two GC columns.
- JD35782-6 for Heptachlor epoxide: Reported from the 2nd signal. The %D of the CCV on the 1st signal exceeds the method criteria of 20%, so it being used for confirmation only. More than 40% RPD for detected concentrations between the two GC columns.

GC/LC Semi-volatiles By Method SW846 8081B

Matrix: SO	Batch ID: OP36830

- JD35782-6 for Dieldrin: More than 40 % RPD for detected concentrations between the two GC columns.

GC/LC Semi-volatiles By Method SW846 8082A

Matrix: SO	Batch ID: OP36831

- All samples were extracted within the recommended method holding time.
- All method blanks for this batch meet method specific criteria.
- Sample(s) JD35782-6MS, JD35782-6MSD were used as the QC samples indicated.

GC/LC Semi-volatiles By Method SW846 8151A

Matrix: SO	Batch ID: OP36859

- All samples were extracted within the recommended method holding time.
- Sample(s) JD35782-6MS, JD35782-6MSD were used as the QC samples indicated.
- All method blanks for this batch meet method specific criteria.
- Matrix Spike Duplicate Recovery(s) for 2,4,5-T, 2,4,5-TP (Silvex) are outside control limits. Outside control limits due to matrix interference.
- RPD(s) for MS/MSD for 2,4,5-T, 2,4,5-TP (Silvex) are outside control limits. Analytical precision exceeds in-house control limits.
- JD35782-2: Had TBA cleanup. Dilution required due to matrix interference.
- JD35782-6: Had TBA cleanup. Dilution required due to matrix interference.
- JD35782-5: Had TBA cleanup. Dilution required due to matrix interference.
- JD35782-4: Had TBA cleanup. Dilution required due to matrix interference.
- OP36859-MB1: Had TBA cleanup.
- JD35782-1: Had TBA cleanup. Dilution required due to matrix interference.
- OP36859-MS: Had TBA cleanup. Dilution required due to matrix interference.
- OP36859-BS1: Had TBA cleanup.
- JD35782-7: Had TBA cleanup. Dilution required due to matrix interference.
- OP36859-MSD: Had TBA cleanup. Dilution required due to matrix interference.
- JD35782-7 for 2,4-DCAA: Outside control limits due to matrix interference and dilution.
- JD35782-4 for 2,4-DCAA: Outside control limits due to matrix interference and dilution.
- JD35782-5 for 2,4-DCAA: Outside control limits due to matrix interference and dilution.
- JD35782-2 for 2,4-DCAA: Outside control limits due to matrix interference and dilution.
- JD35782-1 for 2,4-DCAA: Outside control limits due to matrix interference and dilution.
- JD35782-6 for 2,4-DCAA: Outside control limits due to matrix interference and dilution.
- JD35782-3 for 2,4,5-T: Associated CCV outside of control limits high, sample was ND.

Metals Analysis By Method SW846 6010D

Matrix: SO	Batch ID: MP30089

- All samples were digested within the recommended method holding time.
- All method blanks for this batch meet method specific criteria.
- Sample(s) JD35782-6MS, JD35782-6MSD, JD35782-6PS, JD35782-6SDL were used as the QC samples for metals.
- Matrix Spike Recovery(s) for Aluminum, Antimony, Iron, Magnesium, Potassium are outside control limits. Spike recovery indicates possible matrix interference.
- Matrix Spike Duplicate Recovery(s) for Aluminum, Antimony, Iron are outside control limits. Spike recovery indicates possible matrix interference.
- Matrix Spike/Matrix Spike Duplicate Recovery(s) for Calcium, Iron are outside control limits. Spike amount low relative to the sample amount. Refer to lab control or spike blank for recovery information.
- RPD(s) for MS/MSD for Magnesium are outside control limits. High rpd due to possible sample nonhomogeneity.
- RPD(s) for Serial Dilution for Arsenic, Beryllium, Potassium, Silver, Sodium, Thallium are outside control limits. Percent difference acceptable due to low initial sample concentration (< 50 times IDL).
- JD35782-7 for Silver: Elevated detection limit due to dilution required for high interfering element.
- MP30089-SD1 for Iron: Serial dilution indicates possible matrix interference.
- MP30089-MB1 for Iron: All reported results <RL or >10x MB value.
- MP30089-SD1 for Aluminum, Barium : Serial dilution indicates possible matrix interference.
- MP30089-SD1 for Copper: Serial dilution indicates possible matrix interference.
- JD35782-5 for Silver: Elevated detection limit due to dilution required for high interfering element.
- MP30089-SD1 for Magnesium: Serial dilution indicates possible matrix interference.
- MP30089-SD1 for Manganese: Serial dilution indicates possible matrix interference.
- MP30089-SD1 for Vanadium: Serial dilution indicates possible matrix interference.
- JD35782-2 for Silver: Elevated detection limit due to dilution required for high interfering element.
- JD35782-4 for Silver: Elevated detection limit due to dilution required for high interfering element.
- MP30089-SD1 for Calcium: Serial dilution indicates possible matrix interference.
- MP30089-MB1 for Aluminum: All reported results <RL or >10x MB value.
- MP30089-MB1 for Manganese: All reported results <RL or >10x MB value.

Metals Analysis By Method SW846 7471B

Matrix: SO	Batch ID: MP30055

- All samples were digested within the recommended method holding time.
- All method blanks for this batch meet method specific criteria.
- Sample(s) JD35782-6MS, JD35782-6MSD were used as the QC samples for metals.

General Chemistry By Method SM2540 G 18TH ED MOD

Matrix: SO	Batch ID: GN24290

- Sample(s) JD35782-6DUP were used as the QC samples for Solids, Percent.

General Chemistry By Method SW846 9012B/LACHAT

Matrix: SO **Batch ID:** GP37293

- All samples were prepared within the recommended method holding time.
- All method blanks for this batch meet method specific criteria.
- Sample(s) JD35782-6DUP, JD35782-6MS, JD35782-7MS were used as the QC samples for Cyanide.
- Matrix Spike Recovery(s) for Cyanide are outside control limits. Spike recovery indicates possible matrix interference and/or sample nonhomogeneity.
- JD35782-1 for Cyanide: Sample prepped within holding time, but run out of holding time.
- JD35782-6 for Cyanide: Sample prepped within holding time, but run out of holding time.
- JD35782-4 for Cyanide: Sample prepped within holding time, but run out of holding time.
- JD35782-2 for Cyanide: Sample prepped within holding time, but run out of holding time.
- JD35782-3 for Cyanide: Sample prepped within holding time, but run out of holding time.
- JD35782-5 for Cyanide: Sample prepped within holding time, but run out of holding time.
- JD35782-7 for Cyanide: Sample prepped within holding time, but run out of holding time.

SGS North America Inc. certifies that data reported for samples received, listed on the associated custody chain or analytical task order, were produced to specifications meeting the Quality System precision, accuracy and completeness objectives except as noted.

Estimated non-standard method measurement uncertainty data is available on request, based on quality control bias and implicit for standard methods. Acceptable uncertainty requires tested parameter quality control data to meet method criteria.

SGS North America Inc. is not responsible for data quality assumptions if partial reports are used and recommends that this report be used in its entirety. Data release is authorized by SGS North America Inc indicated via signature on the report cover

SAMPLE DELIVERY GROUP CASE NARRATIVE

Client: SGS Dayton, NJ **Job No:** JD35782

Site: TTNJP: 2nd Avenue and 33-39th Street, Brooklyn, NY **Report Date** 12/22/2021 6:56:37

On 11/23/2021, 7 Sample(s), 0 Trip Blank(s) were received at SGS North America Inc. at a maximum corrected temperature of 4.2 C. Samples were intact and chemically preserved, unless noted below. A SGS North America Inc. Job Number of JD35782 was Assigned to the project. Laboratory sample ID, client sample ID and dates of sample collection are detailed in the report's Results Summary Section. Specified quality control criteria were achieved for this job except as noted below. For more information, please refer to the analytical results and QC summary pages

MS Semi-volatiles By Method EPA 537M BY ID

Matrix: SO **Batch ID:** OP88771

Sample(s) JD35782-6AMS, JD35782-6AMSD were used as the QC samples indicated.

SGS North America Inc. certifies that data reported for samples received, listed on the associated custody chain or analytical task order, were produced to specifications meeting the Quality System precision, accuracy and completeness objectives except as noted. Estimated non-standard method measurement uncertainty data is available on request, based on quality control bias and implicit for standard methods. Acceptable uncertainty requires tested parameter quality control data to meet method criteria. SGS North America Inc. is not responsible for data quality assumptions if partial reports are used and recommends that this report be used in its entirety.

Narrative prepared by:

_____

Ariel Hartney, Client Services (signature on file)

Summary of Hits

Job Number: JD35782
Account: Tetra Tech
Project: 2nd Avenue and 33-39th Street, Brooklyn, NY
Collected: 11/19/21 thru 11/23/21

3

Lab Sample ID Analyte	Client Sample ID	Result/ Qual	RL	MDL	Units	Method
JD35782-1	**TT-SB-05-6.5-8.5**					
Acetone		18.8	11	4.4	ug/kg	SW846 8260D
Carbon disulfide		0.76 J	2.1	0.57	ug/kg	SW846 8260D
Acenaphthene		237	42	15	ug/kg	SW846 8270E
Acenaphthylene		178	42	21	ug/kg	SW846 8270E
Anthracene		528	42	26	ug/kg	SW846 8270E
Benzo(a)anthracene		1270	42	12	ug/kg	SW846 8270E
Benzo(a)pyrene		1160	42	19	ug/kg	SW846 8270E
Benzo(b)fluoranthene		1370	42	19	ug/kg	SW846 8270E
Benzo(g,h,i)perylene		690	42	21	ug/kg	SW846 8270E
Benzo(k)fluoranthene		571	42	20	ug/kg	SW846 8270E
1,1'-Biphenyl		28.8 J	84	5.8	ug/kg	SW846 8270E
Carbazole		158	84	6.1	ug/kg	SW846 8270E
Chrysene		1430	42	13	ug/kg	SW846 8270E
Dibenzo(a,h)anthracene		204	42	19	ug/kg	SW846 8270E
Dibenzofuran		169	84	17	ug/kg	SW846 8270E
bis(2-Ethylhexyl)phthalate		173	84	9.9	ug/kg	SW846 8270E
Fluoranthene		2600	42	19	ug/kg	SW846 8270E
Fluorene		269	42	19	ug/kg	SW846 8270E
Indeno(1,2,3-cd)pyrene		881	42	20	ug/kg	SW846 8270E
2-Methylnaphthalene		76.1	42	9.5	ug/kg	SW846 8270E
Naphthalene		201	42	12	ug/kg	SW846 8270E
Phenanthrene		1720	42	14	ug/kg	SW846 8270E
Pyrene		2790	42	14	ug/kg	SW846 8270E
Total TIC, Semi-Volatile		8870 J			ug/kg	
gamma-BHC (Lindane) [a]		2.8	0.84	0.62	ug/kg	SW846 8081B
gamma-Chlordane [a]		2.5	0.84	0.38	ug/kg	SW846 8081B
4,4'-DDD		20.2	0.84	0.78	ug/kg	SW846 8081B
4,4'-DDE		5.8	0.84	0.74	ug/kg	SW846 8081B
4,4'-DDT [a]		2.2	0.84	0.75	ug/kg	SW846 8081B
Aluminum		5910	44		mg/kg	SW846 6010D
Arsenic		4.7	1.7		mg/kg	SW846 6010D
Barium		658	17		mg/kg	SW846 6010D
Beryllium		0.44	0.17		mg/kg	SW846 6010D
Cadmium		0.54	0.44		mg/kg	SW846 6010D
Calcium		24400	870		mg/kg	SW846 6010D
Chromium		13.6	0.87		mg/kg	SW846 6010D
Copper		39.2	2.2		mg/kg	SW846 6010D
Iron		11400	44		mg/kg	SW846 6010D
Lead		363	1.7		mg/kg	SW846 6010D
Magnesium		4160	440		mg/kg	SW846 6010D
Manganese		256	1.3		mg/kg	SW846 6010D
Mercury		0.33	0.017		mg/kg	SW846 7471B
Nickel		13.3	3.5		mg/kg	SW846 6010D

Summary of Hits

Job Number: JD35782
Account: Tetra Tech
Project: 2nd Avenue and 33-39th Street, Brooklyn, NY
Collected: 11/19/21 thru 11/23/21

Lab Sample ID / Analyte	Client Sample ID	Result/ Qual	RL	MDL	Units	Method
Potassium		1110	870		mg/kg	SW846 6010D
Silver		0.80	0.44		mg/kg	SW846 6010D
Vanadium		21.3	4.4		mg/kg	SW846 6010D
Zinc		370	4.4		mg/kg	SW846 6010D
JD35782-1A	**TT-SB-05-6.5-8.5**					
No hits reported in this sample.						
JD35782-2	**S DUP-01**					
Acetone		20.7	9.3	3.9	ug/kg	SW846 8260D
Carbon disulfide		1.2 J	1.9	0.50	ug/kg	SW846 8260D
o-Xylene		0.51 J	0.93	0.43	ug/kg	SW846 8260D
Xylene (total)		0.51 J	0.93	0.43	ug/kg	SW846 8260D
Total TIC, Volatile		33.9 J			ug/kg	
Acenaphthene		144	37	13	ug/kg	SW846 8270E
Acenaphthylene		157	37	19	ug/kg	SW846 8270E
Anthracene		360	37	23	ug/kg	SW846 8270E
Benzo(a)anthracene		861	37	10	ug/kg	SW846 8270E
Benzo(a)pyrene		746	37	17	ug/kg	SW846 8270E
Benzo(b)fluoranthene		942	37	16	ug/kg	SW846 8270E
Benzo(g,h,i)perylene		432	37	18	ug/kg	SW846 8270E
Benzo(k)fluoranthene		387	37	17	ug/kg	SW846 8270E
1,1'-Biphenyl		16.1 J	73	5.0	ug/kg	SW846 8270E
Carbazole		108	73	5.3	ug/kg	SW846 8270E
Chrysene		926	37	12	ug/kg	SW846 8270E
Dibenzo(a,h)anthracene		139	37	16	ug/kg	SW846 8270E
Dibenzofuran		87.5	73	15	ug/kg	SW846 8270E
bis(2-Ethylhexyl)phthalate		1170	73	8.6	ug/kg	SW846 8270E
Fluoranthene		1790	37	16	ug/kg	SW846 8270E
Fluorene		175	37	17	ug/kg	SW846 8270E
Indeno(1,2,3-cd)pyrene		558	37	17	ug/kg	SW846 8270E
2-Methylnaphthalene		40.5	37	8.3	ug/kg	SW846 8270E
Naphthalene		93.3	37	10	ug/kg	SW846 8270E
Phenanthrene		1190	37	12	ug/kg	SW846 8270E
Pyrene		1850	37	12	ug/kg	SW846 8270E
Total TIC, Semi-Volatile		4520 J			ug/kg	
Aldrin [a]		1.5	0.76	0.63	ug/kg	SW846 8081B
gamma-BHC (Lindane) [a]		7.9	0.76	0.56	ug/kg	SW846 8081B
alpha-Chlordane		6.9	0.76	0.61	ug/kg	SW846 8081B
gamma-Chlordane [a]		4.9	0.76	0.34	ug/kg	SW846 8081B
Dieldrin [a]		1.6	0.76	0.52	ug/kg	SW846 8081B
4,4'-DDD		29.5	0.76	0.70	ug/kg	SW846 8081B
4,4'-DDE		9.0	0.76	0.67	ug/kg	SW846 8081B

Summary of Hits

Job Number: JD35782
Account: Tetra Tech
Project: 2nd Avenue and 33-39th Street, Brooklyn, NY
Collected: 11/19/21 thru 11/23/21

Lab Sample ID Analyte	Client Sample ID	Result/ Qual	RL	MDL	Units	Method
4,4'-DDT [a]		4.5	0.76	0.67	ug/kg	SW846 8081B
Endrin [a]		0.92	0.76	0.59	ug/kg	SW846 8081B
Endosulfan-II		4.8	0.76	0.48	ug/kg	SW846 8081B
Aluminum		5420	56		mg/kg	SW846 6010D
Arsenic		4.3	2.2		mg/kg	SW846 6010D
Barium		812	22		mg/kg	SW846 6010D
Beryllium		0.43	0.22		mg/kg	SW846 6010D
Cadmium		0.65	0.56		mg/kg	SW846 6010D
Calcium		32000	1100		mg/kg	SW846 6010D
Chromium		12.4	1.1		mg/kg	SW846 6010D
Copper		29.2	2.8		mg/kg	SW846 6010D
Iron		11100	56		mg/kg	SW846 6010D
Lead		337	2.2		mg/kg	SW846 6010D
Magnesium		3740	560		mg/kg	SW846 6010D
Manganese		255	1.7		mg/kg	SW846 6010D
Mercury		0.34	0.030		mg/kg	SW846 7471B
Nickel		12.5	4.5		mg/kg	SW846 6010D
Vanadium		20.4	5.6		mg/kg	SW846 6010D
Zinc		422	5.6		mg/kg	SW846 6010D

JD35782-2A **S DUP-01**

No hits reported in this sample.

JD35782-3 **TT-SB-06-5.0-7.0**

Acetone	10.2	8.6	3.5	ug/kg	SW846 8260D
Benzo(a)anthracene	33.5 J	36	10	ug/kg	SW846 8270E
Benzo(a)pyrene	40.0	36	17	ug/kg	SW846 8270E
Benzo(b)fluoranthene	44.6	36	16	ug/kg	SW846 8270E
Benzo(g,h,i)perylene	22.2 J	36	18	ug/kg	SW846 8270E
Benzo(k)fluoranthene	20.1 J	36	17	ug/kg	SW846 8270E
Chrysene	30.8 J	36	11	ug/kg	SW846 8270E
Fluoranthene	52.6	36	16	ug/kg	SW846 8270E
Indeno(1,2,3-cd)pyrene	28.7 J	36	17	ug/kg	SW846 8270E
Phenanthrene	17.2 J	36	12	ug/kg	SW846 8270E
Pyrene	59.8	36	12	ug/kg	SW846 8270E
Total TIC, Semi-Volatile	160 J			ug/kg	
Aluminum	4600	55		mg/kg	SW846 6010D
Arsenic	2.2	2.2		mg/kg	SW846 6010D
Barium	37.1	22		mg/kg	SW846 6010D
Beryllium	0.53	0.22		mg/kg	SW846 6010D
Calcium	2290	550		mg/kg	SW846 6010D
Chromium	11.7	1.1		mg/kg	SW846 6010D
Copper	10.5	2.7		mg/kg	SW846 6010D

Summary of Hits

Job Number: JD35782
Account: Tetra Tech
Project: 2nd Avenue and 33-39th Street, Brooklyn, NY
Collected: 11/19/21 thru 11/23/21

Lab Sample ID Analyte	Client Sample ID	Result/ Qual	RL	MDL	Units	Method
Iron		8890	55		mg/kg	SW846 6010D
Lead		15.8	2.2		mg/kg	SW846 6010D
Magnesium		2240	550		mg/kg	SW846 6010D
Manganese		170	1.6		mg/kg	SW846 6010D
Mercury		0.070	0.031		mg/kg	SW846 7471B
Nickel		16.9	4.4		mg/kg	SW846 6010D
Vanadium		17.0	5.5		mg/kg	SW846 6010D
Zinc		32.4	5.5		mg/kg	SW846 6010D

JD35782-3A TT-SB-06-5.0-7.0

No hits reported in this sample.

JD35782-4 TT-SB-07-6.0-8.0

Acetone	8.9 J	11	4.4	ug/kg	SW846 8260D
Benzene	3.8	0.53	0.48	ug/kg	SW846 8260D
Carbon disulfide	0.68 J	2.1	0.57	ug/kg	SW846 8260D
Toluene	1.5	1.1	0.56	ug/kg	SW846 8260D
Acenaphthene	307	37	13	ug/kg	SW846 8270E
Acenaphthylene	203	37	19	ug/kg	SW846 8270E
Acetophenone [b]	23.5 J	190	8.1	ug/kg	SW846 8270E
Anthracene	790	37	23	ug/kg	SW846 8270E
Benzo(a)anthracene	2120	37	11	ug/kg	SW846 8270E
Benzo(a)pyrene	1850	37	17	ug/kg	SW846 8270E
Benzo(b)fluoranthene	2370	37	17	ug/kg	SW846 8270E
Benzo(g,h,i)perylene	1050	37	19	ug/kg	SW846 8270E
Benzo(k)fluoranthene	902	37	18	ug/kg	SW846 8270E
1,1'-Biphenyl	37.9 J	75	5.1	ug/kg	SW846 8270E
Carbazole	273	75	5.4	ug/kg	SW846 8270E
Chrysene	2330	37	12	ug/kg	SW846 8270E
Dibenzo(a,h)anthracene	338	37	17	ug/kg	SW846 8270E
Dibenzofuran	223	75	15	ug/kg	SW846 8270E
bis(2-Ethylhexyl)phthalate	173	75	8.8	ug/kg	SW846 8270E
Fluoranthene	3770	75	33	ug/kg	SW846 8270E
Fluorene	243	37	17	ug/kg	SW846 8270E
Indeno(1,2,3-cd)pyrene	1350	37	18	ug/kg	SW846 8270E
2-Methylnaphthalene	139	37	8.5	ug/kg	SW846 8270E
Naphthalene	245	37	11	ug/kg	SW846 8270E
Phenanthrene	2680	37	13	ug/kg	SW846 8270E
Pyrene	3930	75	24	ug/kg	SW846 8270E
Total TIC, Semi-Volatile	10530 J			ug/kg	
Aldrin [a]	2.1	0.70	0.57	ug/kg	SW846 8081B
alpha-BHC [a]	1.1	0.70	0.57	ug/kg	SW846 8081B
gamma-BHC (Lindane) [a]	9.5	0.70	0.51	ug/kg	SW846 8081B

Summary of Hits

Job Number: JD35782
Account: Tetra Tech
Project: 2nd Avenue and 33-39th Street, Brooklyn, NY
Collected: 11/19/21 thru 11/23/21

Lab Sample ID Client Sample ID Analyte	Result/ Qual	RL	MDL	Units	Method
alpha-Chlordane	21.3	0.70	0.56	ug/kg	SW846 8081B
gamma-Chlordane	23.5	0.70	0.32	ug/kg	SW846 8081B
Dieldrin [a]	1.0	0.70	0.48	ug/kg	SW846 8081B
4,4'-DDD [a]	5.7	0.70	0.64	ug/kg	SW846 8081B
4,4'-DDE	4.1	0.70	0.61	ug/kg	SW846 8081B
4,4'-DDT [a]	4.2	0.70	0.62	ug/kg	SW846 8081B
Heptachlor epoxide	1.5	0.70	0.49	ug/kg	SW846 8081B
Endrin ketone [a]	3.3	0.70	0.50	ug/kg	SW846 8081B
Aluminum	4920	55		mg/kg	SW846 6010D
Arsenic	5.7	2.2		mg/kg	SW846 6010D
Barium	92.5	22		mg/kg	SW846 6010D
Beryllium	0.44	0.22		mg/kg	SW846 6010D
Calcium	65100	2700		mg/kg	SW846 6010D
Chromium	10.5	1.1		mg/kg	SW846 6010D
Copper	32.7	2.7		mg/kg	SW846 6010D
Iron	17000	55		mg/kg	SW846 6010D
Lead	169	2.2		mg/kg	SW846 6010D
Magnesium	3430	550		mg/kg	SW846 6010D
Manganese	248	1.6		mg/kg	SW846 6010D
Mercury	0.16	0.031		mg/kg	SW846 7471B
Nickel	17.7	4.4		mg/kg	SW846 6010D
Vanadium	17.4	5.5		mg/kg	SW846 6010D
Zinc	115	5.5		mg/kg	SW846 6010D

JD35782-4A TT-SB-07-6.0-8.0

No hits reported in this sample.

JD35782-5 TT-SB-08-7.0-9.0

Acetone	23.2	20	8.2	ug/kg	SW846 8260D
Carbon disulfide	1.9 J	4.0	1.1	ug/kg	SW846 8260D
Total TIC, Volatile	3960 J			ug/kg	
Acenaphthene	179	35	12	ug/kg	SW846 8270E
Anthracene	169	35	22	ug/kg	SW846 8270E
Benzo(a)anthracene	106	35	10	ug/kg	SW846 8270E
Benzo(a)pyrene	107	35	16	ug/kg	SW846 8270E
Benzo(b)fluoranthene	121	35	16	ug/kg	SW846 8270E
Benzo(g,h,i)perylene	63.1	35	18	ug/kg	SW846 8270E
Benzo(k)fluoranthene	46.1	35	17	ug/kg	SW846 8270E
1,1'-Biphenyl	26.8 J	71	4.8	ug/kg	SW846 8270E
Chrysene	124	35	11	ug/kg	SW846 8270E
Dibenzo(a,h)anthracene	19.2 J	35	16	ug/kg	SW846 8270E
Dibenzofuran	173	71	14	ug/kg	SW846 8270E
bis(2-Ethylhexyl)phthalate	111	71	8.3	ug/kg	SW846 8270E

Summary of Hits

Job Number: JD35782
Account: Tetra Tech
Project: 2nd Avenue and 33-39th Street, Brooklyn, NY
Collected: 11/19/21 thru 11/23/21

Lab Sample ID Client Sample ID Analyte	Result/ Qual	RL	MDL	Units	Method
Fluoranthene	262	35	16	ug/kg	SW846 8270E
Fluorene	339	35	16	ug/kg	SW846 8270E
Indeno(1,2,3-cd)pyrene	77.7	35	17	ug/kg	SW846 8270E
2-Methylnaphthalene	1050	35	8.0	ug/kg	SW846 8270E
Naphthalene	70.0	35	10	ug/kg	SW846 8270E
Phenanthrene	943	35	12	ug/kg	SW846 8270E
Pyrene	267	35	11	ug/kg	SW846 8270E
Total TIC, Semi-Volatile	53900 J			ug/kg	
4,4'-DDE	0.82	0.66	0.58	ug/kg	SW846 8081B
Aluminum	8770	55		mg/kg	SW846 6010D
Barium	85.1	22		mg/kg	SW846 6010D
Beryllium	0.81	0.22		mg/kg	SW846 6010D
Calcium	30700	1100		mg/kg	SW846 6010D
Chromium	17.6	1.1		mg/kg	SW846 6010D
Cobalt	12.8	5.5		mg/kg	SW846 6010D
Copper	44.4	2.8		mg/kg	SW846 6010D
Iron	16800	55		mg/kg	SW846 6010D
Lead	31.8	2.2		mg/kg	SW846 6010D
Magnesium	17900	550		mg/kg	SW846 6010D
Manganese	313	1.7		mg/kg	SW846 6010D
Mercury	0.28	0.035		mg/kg	SW846 7471B
Nickel	23.6	4.4		mg/kg	SW846 6010D
Potassium	3080	1100		mg/kg	SW846 6010D
Vanadium	30.3	5.5		mg/kg	SW846 6010D
Zinc	230	5.5		mg/kg	SW846 6010D

JD35782-5A TT-SB-08-7.0-9.0

No hits reported in this sample.

JD35782-6 TT-SB-09-5.0-7.0

Acetone	22.6	9.1	3.8	ug/kg	SW846 8260D
Acenaphthene	39.8	37	13	ug/kg	SW846 8270E
Acenaphthylene	62.9	37	19	ug/kg	SW846 8270E
Anthracene	92.6	37	23	ug/kg	SW846 8270E
Benzo(a)anthracene	156	37	10	ug/kg	SW846 8270E
Benzo(a)pyrene	190	37	17	ug/kg	SW846 8270E
Benzo(b)fluoranthene	236	37	16	ug/kg	SW846 8270E
Benzo(g,h,i)perylene	143	37	18	ug/kg	SW846 8270E
Benzo(k)fluoranthene	82.5	37	17	ug/kg	SW846 8270E
1,1'-Biphenyl	11.5 J	74	5.0	ug/kg	SW846 8270E
Carbazole	16.1 J	74	5.3	ug/kg	SW846 8270E
Chrysene	208	37	12	ug/kg	SW846 8270E
Dibenzo(a,h)anthracene	35.9 J	37	16	ug/kg	SW846 8270E

Summary of Hits

Job Number: JD35782
Account: Tetra Tech
Project: 2nd Avenue and 33-39th Street, Brooklyn, NY
Collected: 11/19/21 thru 11/23/21

Lab Sample ID Client Sample ID Analyte	Result/ Qual	RL	MDL	Units	Method
Dibenzofuran	20.0 J	74	15	ug/kg	SW846 8270E
bis(2-Ethylhexyl)phthalate	326	74	8.6	ug/kg	SW846 8270E
Fluoranthene	302	37	16	ug/kg	SW846 8270E
Fluorene	22.7 J	37	17	ug/kg	SW846 8270E
Indeno(1,2,3-cd)pyrene	160	37	17	ug/kg	SW846 8270E
2-Methylnaphthalene	16.6 J	37	8.3	ug/kg	SW846 8270E
Naphthalene	24.8 J	37	10	ug/kg	SW846 8270E
Phenanthrene	141	37	12	ug/kg	SW846 8270E
Pyrene	408	37	12	ug/kg	SW846 8270E
Total TIC, Semi-Volatile	13700 J			ug/kg	
Aldrin [a]	0.96	0.72	0.59	ug/kg	SW846 8081B
alpha-Chlordane	6.8	0.72	0.58	ug/kg	SW846 8081B
gamma-Chlordane	6.8	0.72	0.33	ug/kg	SW846 8081B
Dieldrin [a]	0.90	0.72	0.49	ug/kg	SW846 8081B
4,4'-DDD	8.7	0.72	0.66	ug/kg	SW846 8081B
4,4'-DDE	3.7	0.72	0.63	ug/kg	SW846 8081B
4,4'-DDT	2.0	0.72	0.64	ug/kg	SW846 8081B
Heptachlor	0.94	0.72	0.62	ug/kg	SW846 8081B
Heptachlor epoxide [c]	1.8	0.72	0.50	ug/kg	SW846 8081B
Aluminum	7740	55		mg/kg	SW846 6010D
Arsenic	6.4	2.2		mg/kg	SW846 6010D
Barium	69.5	22		mg/kg	SW846 6010D
Beryllium	0.56	0.22		mg/kg	SW846 6010D
Calcium	21800	550		mg/kg	SW846 6010D
Chromium	15.5	1.1		mg/kg	SW846 6010D
Cobalt	6.0	5.5		mg/kg	SW846 6010D
Copper	36.2	2.8		mg/kg	SW846 6010D
Iron	13800	55		mg/kg	SW846 6010D
Lead	71.4	2.2		mg/kg	SW846 6010D
Magnesium	3030	550		mg/kg	SW846 6010D
Manganese	253	1.7		mg/kg	SW846 6010D
Mercury	0.15	0.037		mg/kg	SW846 7471B
Nickel	19.6	4.4		mg/kg	SW846 6010D
Potassium	1170	1100		mg/kg	SW846 6010D
Silver	0.87	0.55		mg/kg	SW846 6010D
Vanadium	24.2	5.5		mg/kg	SW846 6010D
Zinc	63.7	5.5		mg/kg	SW846 6010D

JD35782-6A TT-SB-09-5.0-7.0

No hits reported in this sample.

JD35782-7 TT-SB-10-7.0-9.0

Acetone	22.6	15	6.0	ug/kg	SW846 8260D

Summary of Hits

Job Number: JD35782
Account: Tetra Tech
Project: 2nd Avenue and 33-39th Street, Brooklyn, NY
Collected: 11/19/21 thru 11/23/21

Lab Sample ID Client Sample ID Analyte	Result/ Qual	RL	MDL	Units	Method
Benzene	2.5	0.73	0.66	ug/kg	SW846 8260D
Carbon disulfide	2.1 J	2.9	0.78	ug/kg	SW846 8260D
Toluene	1.5	1.5	0.76	ug/kg	SW846 8260D
Acenaphthene	107	38	13	ug/kg	SW846 8270E
Acenaphthylene	121	38	19	ug/kg	SW846 8270E
Anthracene	244	38	23	ug/kg	SW846 8270E
Benzo(a)anthracene	634	38	11	ug/kg	SW846 8270E
Benzo(a)pyrene	574	38	17	ug/kg	SW846 8270E
Benzo(b)fluoranthene	698	38	17	ug/kg	SW846 8270E
Benzo(g,h,i)perylene	316	38	19	ug/kg	SW846 8270E
Benzo(k)fluoranthene	281	38	18	ug/kg	SW846 8270E
1,1'-Biphenyl	11.7 J	75	5.2	ug/kg	SW846 8270E
Carbazole	40.5 J	75	5.5	ug/kg	SW846 8270E
Chrysene	686	38	12	ug/kg	SW846 8270E
Dibenzo(a,h)anthracene	95.3	38	17	ug/kg	SW846 8270E
Dibenzofuran	85.5	75	15	ug/kg	SW846 8270E
bis(2-Ethylhexyl)phthalate	160	75	8.8	ug/kg	SW846 8270E
Fluoranthene	1140	38	17	ug/kg	SW846 8270E
Fluorene	83.7	38	17	ug/kg	SW846 8270E
Indeno(1,2,3-cd)pyrene	400	38	18	ug/kg	SW846 8270E
2-Methylnaphthalene	37.7 J	38	8.5	ug/kg	SW846 8270E
Naphthalene	106	38	11	ug/kg	SW846 8270E
Phenanthrene	539	38	13	ug/kg	SW846 8270E
Pyrene	1260	38	12	ug/kg	SW846 8270E
Total TIC, Semi-Volatile	3920 J			ug/kg	
4,4'-DDD [a]	1.1	0.76	0.69	ug/kg	SW846 8081B
4,4'-DDE	2.2	0.76	0.66	ug/kg	SW846 8081B
4,4'-DDT [a]	0.86	0.76	0.67	ug/kg	SW846 8081B
Methoxychlor	4.1	1.5	0.60	ug/kg	SW846 8081B
Aluminum	9560	57		mg/kg	SW846 6010D
Arsenic	4.5	2.3		mg/kg	SW846 6010D
Barium	78.5	23		mg/kg	SW846 6010D
Beryllium	0.62	0.23		mg/kg	SW846 6010D
Cadmium	3.0	0.57		mg/kg	SW846 6010D
Calcium	30100	1100		mg/kg	SW846 6010D
Chromium	17.1	1.1		mg/kg	SW846 6010D
Cobalt	5.7	5.7		mg/kg	SW846 6010D
Copper	15.5	2.8		mg/kg	SW846 6010D
Iron	14700	57		mg/kg	SW846 6010D
Lead	73.3	2.3		mg/kg	SW846 6010D
Magnesium	8400	570		mg/kg	SW846 6010D
Manganese	390	1.7		mg/kg	SW846 6010D
Mercury	0.11	0.037		mg/kg	SW846 7471B
Nickel	21.7	4.5		mg/kg	SW846 6010D
Potassium	2370	1100		mg/kg	SW846 6010D

Summary of Hits

Job Number: JD35782
Account: Tetra Tech
Project: 2nd Avenue and 33-39th Street, Brooklyn, NY
Collected: 11/19/21 thru 11/23/21

Lab Sample ID Analyte	Client Sample ID	Result/ Qual	RL	MDL	Units	Method
Vanadium		22.7	5.7		mg/kg	SW846 6010D
Zinc		569	5.7		mg/kg	SW846 6010D
JD35782-7A	**TT-SB-10-7.0-9.0**					
Perfluorooctanesulfonic acid [d]		0.36 J	0.58	0.29	ug/kg	EPA 537M BY ID

(a) More than 40 % RPD for detected concentrations between the two GC columns.
(b) Associated CCV outside of control limits high. Estimated value, due to corresponding failure in the batch associated CCV.
(c) Reported from the 2nd signal. The %D of the CCV on the 1st signal exceeds the method criteria of 20%, so it being used for confirmation only. More than 40% RPD for detected concentrations between the two GC columns.
(d) Analysis performed at SGS Orlando, FL.

Sample Results

Report of Analysis

Report of Analysis

Client Sample ID:	TT-SB-05-6.5-8.5		
Lab Sample ID:	JD35782-1	**Date Sampled:**	11/19/21
Matrix:	SO - Soil	**Date Received:**	11/23/21
Method:	SW846 8260D SW846 5035	**Percent Solids:**	76.4
Project:	2nd Avenue and 33-39th Street, Brooklyn, NY		

	File ID	DF	Analyzed	By	Prep Date	Prep Batch	Analytical Batch
Run #1	I240192.D	1	11/29/21 16:26	PS	11/24/21 08:00	n/a	VI9766
Run #2							

	Initial Weight
Run #1	6.1 g
Run #2	

VOA TCL List

CAS No.	Compound	Result	RL	MDL	Units	Q
67-64-1	Acetone	18.8	11	4.4	ug/kg	
71-43-2	Benzene	ND	0.54	0.49	ug/kg	
74-97-5	Bromochloromethane	ND	5.4	0.60	ug/kg	
75-27-4	Bromodichloromethane	ND	2.1	0.46	ug/kg	
75-25-2	Bromoform	ND	5.4	1.5	ug/kg	
74-83-9	Bromomethane	ND	5.4	0.82	ug/kg	
78-93-3	2-Butanone (MEK)	ND	11	2.6	ug/kg	
75-15-0	Carbon disulfide	0.76	2.1	0.57	ug/kg	J
56-23-5	Carbon tetrachloride	ND	2.1	0.66	ug/kg	
108-90-7	Chlorobenzene	ND	2.1	0.49	ug/kg	
75-00-3	Chloroethane [a]	ND	5.4	0.63	ug/kg	
67-66-3	Chloroform	ND	2.1	0.56	ug/kg	
74-87-3	Chloromethane	ND	5.4	2.1	ug/kg	
110-82-7	Cyclohexane	ND	2.1	0.70	ug/kg	
96-12-8	1,2-Dibromo-3-chloropropane	ND	2.1	0.74	ug/kg	
124-48-1	Dibromochloromethane	ND	2.1	0.60	ug/kg	
106-93-4	1,2-Dibromoethane	ND	1.1	0.45	ug/kg	
95-50-1	1,2-Dichlorobenzene [b]	ND	1.1	0.59	ug/kg	
541-73-1	1,3-Dichlorobenzene [b]	ND	1.1	0.53	ug/kg	
106-46-7	1,4-Dichlorobenzene	ND	1.1	0.53	ug/kg	
75-71-8	Dichlorodifluoromethane	ND	5.4	0.78	ug/kg	
75-34-3	1,1-Dichloroethane	ND	1.1	0.53	ug/kg	
107-06-2	1,2-Dichloroethane	ND	1.1	0.50	ug/kg	
75-35-4	1,1-Dichloroethene	ND	1.1	0.70	ug/kg	
156-59-2	cis-1,2-Dichloroethene	ND	1.1	0.90	ug/kg	
156-60-5	trans-1,2-Dichloroethene	ND	1.1	0.66	ug/kg	
78-87-5	1,2-Dichloropropane	ND	2.1	0.51	ug/kg	
10061-01-5	cis-1,3-Dichloropropene	ND	2.1	0.51	ug/kg	
10061-02-6	trans-1,3-Dichloropropene	ND	2.1	0.49	ug/kg	
100-41-4	Ethylbenzene	ND	1.1	0.49	ug/kg	
76-13-1	Freon 113	ND	5.4	2.9	ug/kg	
591-78-6	2-Hexanone	ND	5.4	2.3	ug/kg	

ND = Not detected MDL = Method Detection Limit
RL = Reporting Limit
E = Indicates value exceeds calibration range

J = Indicates an estimated value
B = Indicates analyte found in associated method blank
N = Indicates presumptive evidence of a compound

Report of Analysis

Client Sample ID:	TT-SB-05-6.5-8.5		
Lab Sample ID:	JD35782-1	**Date Sampled:**	11/19/21
Matrix:	SO - Soil	**Date Received:**	11/23/21
Method:	SW846 8260D SW846 5035	**Percent Solids:**	76.4
Project:	2nd Avenue and 33-39th Street, Brooklyn, NY		

VOA TCL List

CAS No.	Compound	Result	RL	MDL	Units	Q
98-82-8	Isopropylbenzene	ND	2.1	1.5	ug/kg	
79-20-9	Methyl Acetate	ND	5.4	1.5	ug/kg	
108-87-2	Methylcyclohexane	ND	2.1	0.94	ug/kg	
1634-04-4	Methyl Tert Butyl Ether	ND	1.1	0.50	ug/kg	
108-10-1	4-Methyl-2-pentanone(MIBK)	ND	5.4	2.4	ug/kg	
75-09-2	Methylene chloride	ND	5.4	2.8	ug/kg	
100-42-5	Styrene	ND	2.1	0.43	ug/kg	
79-34-5	1,1,2,2-Tetrachloroethane	ND	2.1	0.64	ug/kg	
127-18-4	Tetrachloroethene	ND	2.1	0.62	ug/kg	
108-88-3	Toluene	ND	1.1	0.56	ug/kg	
87-61-6	1,2,3-Trichlorobenzene	ND	5.4	2.7	ug/kg	
120-82-1	1,2,4-Trichlorobenzene	ND	5.4	2.7	ug/kg	
71-55-6	1,1,1-Trichloroethane	ND	2.1	0.52	ug/kg	
79-00-5	1,1,2-Trichloroethane	ND	2.1	0.59	ug/kg	
79-01-6	Trichloroethene	ND	1.1	0.82	ug/kg	
75-69-4	Trichlorofluoromethane [c]	ND	5.4	0.73	ug/kg	
75-01-4	Vinyl chloride	ND	2.1	0.52	ug/kg	
	m,p-Xylene	ND	1.1	0.96	ug/kg	
95-47-6	o-Xylene	ND	1.1	0.49	ug/kg	
1330-20-7	Xylene (total)	ND	1.1	0.49	ug/kg	

CAS No.	Surrogate Recoveries	Run# 1	Run# 2	Limits
1868-53-7	Dibromofluoromethane	100%		72-130%
17060-07-0	1,2-Dichloroethane-D4	99%		75-131%
2037-26-5	Toluene-D8	87%		81-121%
460-00-4	4-Bromofluorobenzene	96%		60-141%

CAS No.	Tentatively Identified Compounds	R.T.	Est. Conc.	Units	Q
	Total TIC, Volatile		0	ug/kg	

(a) Associated CCV outside of control limits high, sample was ND.
(b) This compound in blank spike is outside in house QC limits bias high.
(c) Associated CCV outside of control limits high, sample was ND. This compound in blank spike is outside in house QC limits bias high.

ND = Not detected MDL = Method Detection Limit J = Indicates an estimated value
RL = Reporting Limit B = Indicates analyte found in associated method blank
E = Indicates value exceeds calibration range N = Indicates presumptive evidence of a compound

Report of Analysis

Client Sample ID:	TT-SB-05-6.5-8.5		
Lab Sample ID:	JD35782-1	**Date Sampled:**	11/19/21
Matrix:	SO - Soil	**Date Received:**	11/23/21
Method:	SW846 8270E SW846 3546	**Percent Solids:**	76.4
Project:	2nd Avenue and 33-39th Street, Brooklyn, NY		

	File ID	DF	Analyzed	By	Prep Date	Prep Batch	Analytical Batch
Run #1	M176763.D	1	12/03/21 06:37	CS	11/29/21 09:30	OP36836	EM7598
Run #2							

	Initial Weight	Final Volume
Run #1	31.0 g	1.0 ml
Run #2		

ABN TCL List (SOM0 2.0)

CAS No.	Compound	Result	RL	MDL	Units	Q
95-57-8	2-Chlorophenol	ND	84	21	ug/kg	
59-50-7	4-Chloro-3-methyl phenol	ND	210	26	ug/kg	
120-83-2	2,4-Dichlorophenol	ND	210	36	ug/kg	
105-67-9	2,4-Dimethylphenol	ND	210	75	ug/kg	
51-28-5	2,4-Dinitrophenol [a]	ND	210	160	ug/kg	
534-52-1	4,6-Dinitro-o-cresol [a]	ND	210	45	ug/kg	
95-48-7	2-Methylphenol	ND	84	27	ug/kg	
	3&4-Methylphenol	ND	84	35	ug/kg	
88-75-5	2-Nitrophenol [a]	ND	210	28	ug/kg	
100-02-7	4-Nitrophenol	ND	420	110	ug/kg	
87-86-5	Pentachlorophenol	ND	170	40	ug/kg	
108-95-2	Phenol	ND	84	22	ug/kg	
58-90-2	2,3,4,6-Tetrachlorophenol	ND	210	28	ug/kg	
95-95-4	2,4,5-Trichlorophenol	ND	210	32	ug/kg	
88-06-2	2,4,6-Trichlorophenol	ND	210	25	ug/kg	
83-32-9	Acenaphthene	237	42	15	ug/kg	
208-96-8	Acenaphthylene	178	42	21	ug/kg	
98-86-2	Acetophenone [a]	ND	210	9.1	ug/kg	
120-12-7	Anthracene	528	42	26	ug/kg	
1912-24-9	Atrazine [a]	ND	84	18	ug/kg	
56-55-3	Benzo(a)anthracene	1270	42	12	ug/kg	
50-32-8	Benzo(a)pyrene	1160	42	19	ug/kg	
205-99-2	Benzo(b)fluoranthene	1370	42	19	ug/kg	
191-24-2	Benzo(g,h,i)perylene	690	42	21	ug/kg	
207-08-9	Benzo(k)fluoranthene	571	42	20	ug/kg	
101-55-3	4-Bromophenyl phenyl ether	ND	84	16	ug/kg	
85-68-7	Butyl benzyl phthalate	ND	84	10	ug/kg	
92-52-4	1,1'-Biphenyl	28.8	84	5.8	ug/kg	J
100-52-7	Benzaldehyde	ND	210	10	ug/kg	
91-58-7	2-Chloronaphthalene	ND	84	10	ug/kg	
106-47-8	4-Chloroaniline	ND	210	15	ug/kg	
86-74-8	Carbazole	158	84	6.1	ug/kg	

ND = Not detected MDL = Method Detection Limit
RL = Reporting Limit
E = Indicates value exceeds calibration range

J = Indicates an estimated value
B = Indicates analyte found in associated method blank
N = Indicates presumptive evidence of a compound

Report of Analysis

Client Sample ID:	TT-SB-05-6.5-8.5		
Lab Sample ID:	JD35782-1	**Date Sampled:**	11/19/21
Matrix:	SO - Soil	**Date Received:**	11/23/21
Method:	SW846 8270E SW846 3546	**Percent Solids:**	76.4
Project:	2nd Avenue and 33-39th Street, Brooklyn, NY		

ABN TCL List (SOM0 2.0)

CAS No.	Compound	Result	RL	MDL	Units	Q
105-60-2	Caprolactam	ND	84	17	ug/kg	
218-01-9	Chrysene	1430	42	13	ug/kg	
111-91-1	bis(2-Chloroethoxy)methane	ND	84	9.0	ug/kg	
111-44-4	bis(2-Chloroethyl)ether	ND	84	18	ug/kg	
108-60-1	2,2'-Oxybis(1-chloropropane)	ND	84	15	ug/kg	
7005-72-3	4-Chlorophenyl phenyl ether	ND	84	14	ug/kg	
121-14-2	2,4-Dinitrotoluene [a]	ND	42	13	ug/kg	
606-20-2	2,6-Dinitrotoluene	ND	42	21	ug/kg	
91-94-1	3,3'-Dichlorobenzidine	ND	84	35	ug/kg	
123-91-1	1,4-Dioxane	ND	42	28	ug/kg	
53-70-3	Dibenzo(a,h)anthracene	204	42	19	ug/kg	
132-64-9	Dibenzofuran	169	84	17	ug/kg	
84-74-2	Di-n-butyl phthalate	ND	84	6.9	ug/kg	
117-84-0	Di-n-octyl phthalate	ND	84	11	ug/kg	
84-66-2	Diethyl phthalate	ND	84	9.0	ug/kg	
131-11-3	Dimethyl phthalate	ND	84	7.5	ug/kg	
117-81-7	bis(2-Ethylhexyl)phthalate	173	84	9.9	ug/kg	
206-44-0	Fluoranthene	2600	42	19	ug/kg	
86-73-7	Fluorene	269	42	19	ug/kg	
118-74-1	Hexachlorobenzene	ND	84	11	ug/kg	
87-68-3	Hexachlorobutadiene [a]	ND	42	17	ug/kg	
77-47-4	Hexachlorocyclopentadiene	ND	420	17	ug/kg	
67-72-1	Hexachloroethane	ND	210	21	ug/kg	
193-39-5	Indeno(1,2,3-cd)pyrene	881	42	20	ug/kg	
78-59-1	Isophorone	ND	84	9.0	ug/kg	
91-57-6	2-Methylnaphthalene	76.1	42	9.5	ug/kg	
88-74-4	2-Nitroaniline [a]	ND	210	10	ug/kg	
99-09-2	3-Nitroaniline	ND	210	11	ug/kg	
100-01-6	4-Nitroaniline	ND	210	11	ug/kg	
91-20-3	Naphthalene	201	42	12	ug/kg	
98-95-3	Nitrobenzene	ND	84	16	ug/kg	
621-64-7	N-Nitroso-di-n-propylamine [a]	ND	84	12	ug/kg	
86-30-6	N-Nitrosodiphenylamine	ND	210	15	ug/kg	
85-01-8	Phenanthrene	1720	42	14	ug/kg	
129-00-0	Pyrene	2790	42	14	ug/kg	
95-94-3	1,2,4,5-Tetrachlorobenzene	ND	210	11	ug/kg	

CAS No.	Surrogate Recoveries	Run# 1	Run# 2	Limits
367-12-4	2-Fluorophenol	55%		10-109%

ND = Not detected MDL = Method Detection Limit
RL = Reporting Limit
E = Indicates value exceeds calibration range

J = Indicates an estimated value
B = Indicates analyte found in associated method blank
N = Indicates presumptive evidence of a compound

Report of Analysis

Client Sample ID:	TT-SB-05-6.5-8.5		
Lab Sample ID:	JD35782-1	**Date Sampled:**	11/19/21
Matrix:	SO - Soil	**Date Received:**	11/23/21
Method:	SW846 8270E SW846 3546	**Percent Solids:**	76.4
Project:	2nd Avenue and 33-39th Street, Brooklyn, NY		

ABN TCL List (SOM0 2.0)

CAS No.	Surrogate Recoveries	Run# 1	Run# 2	Limits
4165-62-2	Phenol-d5	61%		10-105%
118-79-6	2,4,6-Tribromophenol	96%		10-135%
4165-60-0	Nitrobenzene-d5	75%		10-119%
321-60-8	2-Fluorobiphenyl	72%		18-112%
1718-51-0	Terphenyl-d14	79%		18-125%

CAS No.	Tentatively Identified Compounds	R.T.	Est. Conc.	Units	Q
	system artifact/aldol-condensation	3.30	1100	ug/kg	J
13798-23-7	Sulfur	8.42	230	ug/kg	JN
	unknown	10.27	310	ug/kg	J
	Phenanthrene methyl	11.60	310	ug/kg	J
	Phenanthrene methyl	11.65	350	ug/kg	J
	unknown	11.79	580	ug/kg	J
	Phenanthrene methyl	11.84	220	ug/kg	J
57-10-3	n-Hexadecanoic acid	11.96	610	ug/kg	JN
	unknown	12.21	380	ug/kg	J
	unknown	12.70	230	ug/kg	J
	unknown	13.15	430	ug/kg	J
	unknown	13.53	250	ug/kg	J
	Pyrene methyl	14.08	280	ug/kg	J
	Pyrene methyl	14.22	260	ug/kg	J
	unknown	14.92	260	ug/kg	J
	unknown	14.97	760	ug/kg	J
	unknown	15.09	210	ug/kg	J
	unknown	15.36	250	ug/kg	J
	alkane	17.17	340	ug/kg	J
	unknown PAH substance	17.96	410	ug/kg	J
	unknown PAH substance	18.24	940	ug/kg	J
	unknown	19.36	200	ug/kg	J
	alkane	19.46	230	ug/kg	J
	unknown	19.83	370	ug/kg	J
	unknown	19.96	210	ug/kg	J
	unknown PAH substance	20.81	250	ug/kg	J
	Total TIC, Semi-Volatile		8870	ug/kg	J

(a) Associated CCV outside of control limits high, sample was ND.

ND = Not detected MDL = Method Detection Limit
RL = Reporting Limit
E = Indicates value exceeds calibration range

J = Indicates an estimated value
B = Indicates analyte found in associated method blank
N = Indicates presumptive evidence of a compound

Report of Analysis

Client Sample ID:	TT-SB-05-6.5-8.5		
Lab Sample ID:	JD35782-1	**Date Sampled:**	11/19/21
Matrix:	SO - Soil	**Date Received:**	11/23/21
Method:	SW846 8270E BY SIM SW846 3546	**Percent Solids:**	76.4
Project:	2nd Avenue and 33-39th Street, Brooklyn, NY		

	File ID	DF	Analyzed	By	Prep Date	Prep Batch	Analytical Batch
Run #1	4M105030.D	1	12/11/21 01:30	KLS	11/29/21 09:30	OP36836A	E4M4881
Run #2							

	Initial Weight	Final Volume
Run #1	31.0 g	1.0 ml
Run #2		

CAS No.	Compound	Result	RL	MDL	Units	Q
123-91-1	1,4-Dioxane	ND	4.2	2.1	ug/kg	

CAS No.	Surrogate Recoveries	Run# 1	Run# 2	Limits
4165-60-0	Nitrobenzene-d5	70%		10-107%
321-60-8	2-Fluorobiphenyl	74%		17-91%
1718-51-0	Terphenyl-d14	66%		17-105%

ND = Not detected MDL = Method Detection Limit J = Indicates an estimated value
RL = Reporting Limit B = Indicates analyte found in associated method blank
E = Indicates value exceeds calibration range N = Indicates presumptive evidence of a compound

Report of Analysis

Client Sample ID:	TT-SB-05-6.5-8.5		
Lab Sample ID:	JD35782-1	**Date Sampled:**	11/19/21
Matrix:	SO - Soil	**Date Received:**	11/23/21
Method:	SW846 8151A SW846 3546	**Percent Solids:**	76.4
Project:	2nd Avenue and 33-39th Street, Brooklyn, NY		

	File ID	DF	Analyzed	By	Prep Date	Prep Batch	Analytical Batch
Run #1 [a]	3G134389.D	4	12/04/21 02:11	RK	11/30/21 09:50	OP36859	G3G4902
Run #2							

	Initial Weight	Final Volume
Run #1	16.1 g	5.0 ml
Run #2		

Herbicide List

CAS No.	Compound	Result	RL	MDL	Units	Q
94-75-7	2,4-D	ND	81	36	ug/kg	
93-72-1	2,4,5-TP (Silvex)	ND	16	9.2	ug/kg	
93-76-5	2,4,5-T	ND	16	8.1	ug/kg	

CAS No.	Surrogate Recoveries	Run# 1	Run# 2	Limits
19719-28-9	2,4-DCAA	9% [b]		10-125%
19719-28-9	2,4-DCAA	5% [b]		10-125%

(a) Had TBA cleanup. Dilution required due to matrix interference.
(b) Outside control limits due to matrix interference and dilution.

ND = Not detected MDL = Method Detection Limit
RL = Reporting Limit
E = Indicates value exceeds calibration range

J = Indicates an estimated value
B = Indicates analyte found in associated method blank
N = Indicates presumptive evidence of a compound

Report of Analysis

Client Sample ID:	TT-SB-05-6.5-8.5		
Lab Sample ID:	JD35782-1	**Date Sampled:**	11/19/21
Matrix:	SO - Soil	**Date Received:**	11/23/21
Method:	SW846 8081B SW846 3546	**Percent Solids:**	76.4
Project:	2nd Avenue and 33-39th Street, Brooklyn, NY		

	File ID	DF	Analyzed	By	Prep Date	Prep Batch	Analytical Batch
Run #1	1G171586.D	1	11/30/21 09:40	CP	11/27/21 10:05	OP36830	G1G5918
Run #2 [a]	1G171668.D	5	12/01/21 23:35	CP	11/27/21 10:05	OP36830	G1G5922

	Initial Weight	Final Volume
Run #1	15.5 g	10.0 ml
Run #2	15.5 g	10.0 ml

Pesticide TCL List

CAS No.	Compound	Result	RL	MDL	Units	Q
309-00-2	Aldrin	ND	0.84	0.70	ug/kg	
319-84-6	alpha-BHC	ND	0.84	0.69	ug/kg	
319-85-7	beta-BHC	ND	0.84	0.76	ug/kg	
319-86-8	delta-BHC	ND	0.84	0.81	ug/kg	
58-89-9	gamma-BHC (Lindane) [b]	2.8	0.84	0.62	ug/kg	
5103-71-9	alpha-Chlordane	ND	0.84	0.68	ug/kg	
5103-74-2	gamma-Chlordane [b]	2.5	0.84	0.38	ug/kg	
60-57-1	Dieldrin	ND	0.84	0.58	ug/kg	
72-54-8	4,4'-DDD	20.2	0.84	0.78	ug/kg	
72-55-9	4,4'-DDE	5.8	0.84	0.74	ug/kg	
50-29-3	4,4'-DDT [b]	2.2	0.84	0.75	ug/kg	
72-20-8	Endrin	ND	0.84	0.66	ug/kg	
1031-07-8	Endosulfan sulfate	ND	0.84	0.66	ug/kg	
7421-93-4	Endrin aldehyde	ND	0.84	0.48	ug/kg	
959-98-8	Endosulfan-I	ND	0.84	0.49	ug/kg	
33213-65-9	Endosulfan-II	ND	0.84	0.53	ug/kg	
76-44-8	Heptachlor	ND	0.84	0.73	ug/kg	
1024-57-3	Heptachlor epoxide	ND	0.84	0.59	ug/kg	
72-43-5	Methoxychlor	ND	1.7	0.67	ug/kg	
53494-70-5	Endrin ketone	ND	0.84	0.61	ug/kg	
8001-35-2	Toxaphene	ND	21	20	ug/kg	

CAS No.	Surrogate Recoveries	Run# 1	Run# 2	Limits
877-09-8	Tetrachloro-m-xylene	67%	71%	27-138%
877-09-8	Tetrachloro-m-xylene	65%	71%	27-138%
2051-24-3	Decachlorobiphenyl	82%	159%	10-179%
2051-24-3	Decachlorobiphenyl	133%	189% [c]	10-179%

(a) Confirmation run.
(b) More than 40 % RPD for detected concentrations between the two GC columns.
(c) Outside control limits due to matrix interference.

ND = Not detected MDL = Method Detection Limit
RL = Reporting Limit
E = Indicates value exceeds calibration range
J = Indicates an estimated value
B = Indicates analyte found in associated method blank
N = Indicates presumptive evidence of a compound

Report of Analysis

Client Sample ID:	TT-SB-05-6.5-8.5		
Lab Sample ID:	JD35782-1	**Date Sampled:**	11/19/21
Matrix:	SO - Soil	**Date Received:**	11/23/21
Method:	SW846 8082A SW846 3546	**Percent Solids:**	76.4
Project:	2nd Avenue and 33-39th Street, Brooklyn, NY		

	File ID	DF	Analyzed	By	Prep Date	Prep Batch	Analytical Batch
Run #1	XX2475128.D	1	12/02/21 04:11	TL	11/27/21 10:05	OP36831	GXX7671
Run #2							

	Initial Weight	Final Volume
Run #1	15.5 g	10.0 ml
Run #2		

PCB List

CAS No.	Compound	Result	RL	MDL	Units	Q
12674-11-2	Aroclor 1016	ND	42	20	ug/kg	
11104-28-2	Aroclor 1221	ND	42	26	ug/kg	
11141-16-5	Aroclor 1232	ND	42	27	ug/kg	
53469-21-9	Aroclor 1242	ND	42	17	ug/kg	
12672-29-6	Aroclor 1248	ND	42	38	ug/kg	
11097-69-1	Aroclor 1254	ND	42	23	ug/kg	
11096-82-5	Aroclor 1260	ND	42	18	ug/kg	
11100-14-4	Aroclor 1268	ND	42	18	ug/kg	
37324-23-5	Aroclor 1262	ND	42	28	ug/kg	

CAS No.	Surrogate Recoveries	Run# 1	Run# 2	Limits
877-09-8	Tetrachloro-m-xylene	70%		24-152%
877-09-8	Tetrachloro-m-xylene	83%		24-152%
2051-24-3	Decachlorobiphenyl	92%		10-172%
2051-24-3	Decachlorobiphenyl	85%		10-172%

ND = Not detected MDL = Method Detection Limit
RL = Reporting Limit
E = Indicates value exceeds calibration range

J = Indicates an estimated value
B = Indicates analyte found in associated method blank
N = Indicates presumptive evidence of a compound

Report of Analysis

Client Sample ID:	TT-SB-05-6.5-8.5		
Lab Sample ID:	JD35782-1	**Date Sampled:**	11/19/21
Matrix:	SO - Soil	**Date Received:**	11/23/21
		Percent Solids:	76.4
Project:	2nd Avenue and 33-39th Street, Brooklyn, NY		

Metals Analysis

Analyte	Result	RL	Units	DF	Prep	Analyzed	By	Method	Prep Method
Aluminum	5910	44	mg/kg	1	12/01/21	12/02/21	ND	SW846 6010D [2]	SW846 3050B [5]
Antimony	< 1.7	1.7	mg/kg	1	12/01/21	12/02/21	ND	SW846 6010D [2]	SW846 3050B [5]
Arsenic	4.7	1.7	mg/kg	1	12/01/21	12/02/21	ND	SW846 6010D [2]	SW846 3050B [5]
Barium	658	17	mg/kg	1	12/01/21	12/02/21	ND	SW846 6010D [2]	SW846 3050B [5]
Beryllium	0.44	0.17	mg/kg	1	12/01/21	12/02/21	ND	SW846 6010D [2]	SW846 3050B [5]
Cadmium	0.54	0.44	mg/kg	1	12/01/21	12/02/21	ND	SW846 6010D [2]	SW846 3050B [5]
Calcium	24400	870	mg/kg	2	12/01/21	12/09/21	ND	SW846 6010D [3]	SW846 3050B [5]
Chromium	13.6	0.87	mg/kg	1	12/01/21	12/02/21	ND	SW846 6010D [2]	SW846 3050B [5]
Cobalt	< 4.4	4.4	mg/kg	1	12/01/21	12/02/21	ND	SW846 6010D [2]	SW846 3050B [5]
Copper	39.2	2.2	mg/kg	1	12/01/21	12/02/21	ND	SW846 6010D [2]	SW846 3050B [5]
Iron	11400	44	mg/kg	1	12/01/21	12/02/21	ND	SW846 6010D [2]	SW846 3050B [5]
Lead	363	1.7	mg/kg	1	12/01/21	12/02/21	ND	SW846 6010D [2]	SW846 3050B [5]
Magnesium	4160	440	mg/kg	1	12/01/21	12/02/21	ND	SW846 6010D [2]	SW846 3050B [5]
Manganese	256	1.3	mg/kg	1	12/01/21	12/02/21	ND	SW846 6010D [2]	SW846 3050B [5]
Mercury	0.33	0.017	mg/kg	1	11/29/21	11/29/21	SB	SW846 7471B [1]	SW846 7471B [4]
Nickel	13.3	3.5	mg/kg	1	12/01/21	12/02/21	ND	SW846 6010D [2]	SW846 3050B [5]
Potassium	1110	870	mg/kg	1	12/01/21	12/02/21	ND	SW846 6010D [2]	SW846 3050B [5]
Selenium	< 1.7	1.7	mg/kg	1	12/01/21	12/02/21	ND	SW846 6010D [2]	SW846 3050B [5]
Silver	0.80	0.44	mg/kg	1	12/01/21	12/02/21	ND	SW846 6010D [2]	SW846 3050B [5]
Sodium	< 870	870	mg/kg	1	12/01/21	12/02/21	ND	SW846 6010D [2]	SW846 3050B [5]
Thallium	< 0.87	0.87	mg/kg	1	12/01/21	12/02/21	ND	SW846 6010D [2]	SW846 3050B [5]
Vanadium	21.3	4.4	mg/kg	1	12/01/21	12/02/21	ND	SW846 6010D [2]	SW846 3050B [5]
Zinc	370	4.4	mg/kg	1	12/01/21	12/02/21	ND	SW846 6010D [2]	SW846 3050B [5]

(1) Instrument QC Batch: MA51494
(2) Instrument QC Batch: MA51527
(3) Instrument QC Batch: MA51569
(4) Prep QC Batch: MP30055
(5) Prep QC Batch: MP30089

RL = Reporting Limit

Report of Analysis

Client Sample ID:	TT-SB-05-6.5-8.5		
Lab Sample ID:	JD35782-1	**Date Sampled:**	11/19/21
Matrix:	SO - Soil	**Date Received:**	11/23/21
		Percent Solids:	76.4
Project:	2nd Avenue and 33-39th Street, Brooklyn, NY		

General Chemistry

Analyte	Result	RL	Units	DF	Analyzed	By	Method
Cyanide [a]	< 0.30	0.30	mg/kg	1	12/08/21 21:35	EB	SW846 9012B/LACHAT
Solids, Percent	76.4		%	1	11/29/21 16:30	BG	SM2540 G 18TH ED MOD

(a) Sample prepped within holding time, but run out of holding time.

RL = Reporting Limit

Report of Analysis

Client Sample ID:	TT-SB-05-6.5-8.5		
Lab Sample ID:	JD35782-1A	**Date Sampled:**	11/19/21
Matrix:	SO - Soil	**Date Received:**	11/23/21
Method:	EPA 537M BY ID IN HOUSE	**Percent Solids:**	76.4
Project:	2nd Avenue and 33-39th Street, Brooklyn, NY		

	File ID	DF	Analyzed	By	Prep Date	Prep Batch	Analytical Batch
Run #1 [a]	3Q50964.D	1	12/21/21 12:14	AFL	12/10/21 15:00	F:OP88771	F:S3Q713
Run #2							

	Initial Weight	Final Volume
Run #1	2.03 g	1.0 ml
Run #2		

PFAS List

CAS No.	Compound	Result	RL	MDL	Units	Q
PERFLUOROALKYLCARBOXYLIC ACIDS						
375-22-4	Perfluorobutanoic acid	ND	1.3	0.49	ug/kg	
2706-90-3	Perfluoropentanoic acid	ND	0.64	0.32	ug/kg	
307-24-4	Perfluorohexanoic acid	ND	0.64	0.32	ug/kg	
375-85-9	Perfluoroheptanoic acid	ND	0.64	0.32	ug/kg	
335-67-1	Perfluorooctanoic acid	ND	0.64	0.32	ug/kg	
375-95-1	Perfluorononanoic acid	ND	0.64	0.32	ug/kg	
335-76-2	Perfluorodecanoic acid	ND	0.64	0.32	ug/kg	
2058-94-8	Perfluoroundecanoic acid	ND	0.64	0.32	ug/kg	
307-55-1	Perfluorododecanoic acid	ND	0.64	0.32	ug/kg	
72629-94-8	Perfluorotridecanoic acid	ND	0.64	0.34	ug/kg	
376-06-7	Perfluorotetradecanoic acid	ND	0.64	0.32	ug/kg	
PERFLUOROALKYLSULFONIC ACIDS						
375-73-5	Perfluorobutanesulfonic acid	ND	0.64	0.32	ug/kg	
355-46-4	Perfluorohexanesulfonic acid	ND	0.64	0.32	ug/kg	
375-92-8	Perfluoroheptanesulfonic acid	ND	0.64	0.32	ug/kg	
1763-23-1	Perfluorooctanesulfonic acid	ND	0.64	0.32	ug/kg	
335-77-3	Perfluorodecanesulfonic acid	ND	0.64	0.32	ug/kg	
PERFLUOROOCTANESULFONAMIDES						
754-91-6	PFOSA	ND	0.64	0.32	ug/kg	
PERFLUOROOCTANESULFONAMIDOACETIC ACIDS						
2355-31-9	MeFOSAA	ND	1.3	0.64	ug/kg	
2991-50-6	EtFOSAA	ND	1.3	0.64	ug/kg	
FLUOROTELOMER SULFONATES						
27619-97-2	6:2 Fluorotelomer sulfonate	ND	1.3	0.32	ug/kg	
39108-34-4	8:2 Fluorotelomer sulfonate	ND	1.3	0.32	ug/kg	

ND = Not detected MDL = Method Detection Limit J = Indicates an estimated value
RL = Reporting Limit B = Indicates analyte found in associated method blank
E = Indicates value exceeds calibration range N = Indicates presumptive evidence of a compound

Report of Analysis

Client Sample ID:	TT-SB-05-6.5-8.5		
Lab Sample ID:	JD35782-1A	**Date Sampled:**	11/19/21
Matrix:	SO - Soil	**Date Received:**	11/23/21
Method:	EPA 537M BY ID IN HOUSE	**Percent Solids:**	76.4
Project:	2nd Avenue and 33-39th Street, Brooklyn, NY		

PFAS List

CAS No.	ID Standard Recoveries	Run# 1	Run# 2	Limits
	13C4-PFBA	95%		40-140%
	13C5-PFPeA	97%		50-150%
	13C5-PFHxA	98%		50-150%
	13C4-PFHpA	98%		50-150%
	13C8-PFOA	98%		50-150%
	13C9-PFNA	99%		50-150%
	13C6-PFDA	100%		50-150%
	13C7-PFUnDA	91%		40-140%
	13C2-PFDoDA	81%		40-140%
	13C2-PFTeDA	94%		30-130%
	13C3-PFBS	97%		50-150%
	13C3-PFHxS	99%		50-150%
	13C8-PFOS	91%		50-150%
	13C8-FOSA	88%		30-130%
	d3-MeFOSAA	122%		40-140%
	d5-EtFOSAA	133%		40-140%
	13C2-6:2FTS	93%		50-150%
	13C2-8:2FTS	102%		50-150%

(a) Analysis performed at SGS Orlando, FL.

ND = Not detected MDL = Method Detection Limit
RL = Reporting Limit
E = Indicates value exceeds calibration range

J = Indicates an estimated value
B = Indicates analyte found in associated method blank
N = Indicates presumptive evidence of a compound

Report of Analysis

Client Sample ID:	S DUP-01		
Lab Sample ID:	JD35782-2	**Date Sampled:**	11/19/21
Matrix:	SO - Soil	**Date Received:**	11/23/21
Method:	SW846 8260D SW846 5035	**Percent Solids:**	86.4
Project:	2nd Avenue and 33-39th Street, Brooklyn, NY		

	File ID	DF	Analyzed	By	Prep Date	Prep Batch	Analytical Batch
Run #1	I240195.D	1	11/29/21 17:27	PS	11/24/21 08:00	n/a	VI9766
Run #2							

	Initial Weight
Run #1	6.2 g
Run #2	

VOA TCL List

CAS No.	Compound	Result	RL	MDL	Units	Q
67-64-1	Acetone	20.7	9.3	3.9	ug/kg	
71-43-2	Benzene	ND	0.47	0.42	ug/kg	
74-97-5	Bromochloromethane	ND	4.7	0.52	ug/kg	
75-27-4	Bromodichloromethane	ND	1.9	0.40	ug/kg	
75-25-2	Bromoform	ND	4.7	1.3	ug/kg	
74-83-9	Bromomethane	ND	4.7	0.71	ug/kg	
78-93-3	2-Butanone (MEK)	ND	9.3	2.3	ug/kg	
75-15-0	Carbon disulfide	1.2	1.9	0.50	ug/kg	J
56-23-5	Carbon tetrachloride	ND	1.9	0.58	ug/kg	
108-90-7	Chlorobenzene	ND	1.9	0.43	ug/kg	
75-00-3	Chloroethane [a]	ND	4.7	0.55	ug/kg	
67-66-3	Chloroform	ND	1.9	0.48	ug/kg	
74-87-3	Chloromethane	ND	4.7	1.8	ug/kg	
110-82-7	Cyclohexane	ND	1.9	0.61	ug/kg	
96-12-8	1,2-Dibromo-3-chloropropane	ND	1.9	0.65	ug/kg	
124-48-1	Dibromochloromethane	ND	1.9	0.52	ug/kg	
106-93-4	1,2-Dibromoethane	ND	0.93	0.39	ug/kg	
95-50-1	1,2-Dichlorobenzene [b]	ND	0.93	0.51	ug/kg	
541-73-1	1,3-Dichlorobenzene [b]	ND	0.93	0.46	ug/kg	
106-46-7	1,4-Dichlorobenzene	ND	0.93	0.46	ug/kg	
75-71-8	Dichlorodifluoromethane	ND	4.7	0.68	ug/kg	
75-34-3	1,1-Dichloroethane	ND	0.93	0.46	ug/kg	
107-06-2	1,2-Dichloroethane	ND	0.93	0.44	ug/kg	
75-35-4	1,1-Dichloroethene	ND	0.93	0.61	ug/kg	
156-59-2	cis-1,2-Dichloroethene	ND	0.93	0.78	ug/kg	
156-60-5	trans-1,2-Dichloroethene	ND	0.93	0.57	ug/kg	
78-87-5	1,2-Dichloropropane	ND	1.9	0.44	ug/kg	
10061-01-5	cis-1,3-Dichloropropene	ND	1.9	0.44	ug/kg	
10061-02-6	trans-1,3-Dichloropropene	ND	1.9	0.43	ug/kg	
100-41-4	Ethylbenzene	ND	0.93	0.42	ug/kg	
76-13-1	Freon 113	ND	4.7	2.5	ug/kg	
591-78-6	2-Hexanone	ND	4.7	2.0	ug/kg	

ND = Not detected MDL = Method Detection Limit
RL = Reporting Limit
E = Indicates value exceeds calibration range

J = Indicates an estimated value
B = Indicates analyte found in associated method blank
N = Indicates presumptive evidence of a compound

Report of Analysis

Client Sample ID:	S DUP-01		
Lab Sample ID:	JD35782-2	**Date Sampled:**	11/19/21
Matrix:	SO - Soil	**Date Received:**	11/23/21
Method:	SW846 8260D SW846 5035	**Percent Solids:**	86.4
Project:	2nd Avenue and 33-39th Street, Brooklyn, NY		

VOA TCL List

CAS No.	Compound	Result	RL	MDL	Units	Q
98-82-8	Isopropylbenzene	ND	1.9	1.3	ug/kg	
79-20-9	Methyl Acetate	ND	4.7	1.3	ug/kg	
108-87-2	Methylcyclohexane	ND	1.9	0.82	ug/kg	
1634-04-4	Methyl Tert Butyl Ether	ND	0.93	0.44	ug/kg	
108-10-1	4-Methyl-2-pentanone(MIBK)	ND	4.7	2.1	ug/kg	
75-09-2	Methylene chloride	ND	4.7	2.4	ug/kg	
100-42-5	Styrene	ND	1.9	0.38	ug/kg	
79-34-5	1,1,2,2-Tetrachloroethane	ND	1.9	0.56	ug/kg	
127-18-4	Tetrachloroethene	ND	1.9	0.54	ug/kg	
108-88-3	Toluene	ND	0.93	0.49	ug/kg	
87-61-6	1,2,3-Trichlorobenzene	ND	4.7	2.3	ug/kg	
120-82-1	1,2,4-Trichlorobenzene	ND	4.7	2.3	ug/kg	
71-55-6	1,1,1-Trichloroethane	ND	1.9	0.45	ug/kg	
79-00-5	1,1,2-Trichloroethane	ND	1.9	0.52	ug/kg	
79-01-6	Trichloroethene	ND	0.93	0.71	ug/kg	
75-69-4	Trichlorofluoromethane [c]	ND	4.7	0.64	ug/kg	
75-01-4	Vinyl chloride	ND	1.9	0.45	ug/kg	
	m,p-Xylene	ND	0.93	0.84	ug/kg	
95-47-6	o-Xylene	0.51	0.93	0.43	ug/kg	J
1330-20-7	Xylene (total)	0.51	0.93	0.43	ug/kg	J

CAS No.	Surrogate Recoveries	Run# 1	Run# 2	Limits
1868-53-7	Dibromofluoromethane	99%		72-130%
17060-07-0	1,2-Dichloroethane-D4	97%		75-131%
2037-26-5	Toluene-D8	87%		81-121%
460-00-4	4-Bromofluorobenzene	97%		60-141%

CAS No.	Tentatively Identified Compounds	R.T.	Est. Conc.	Units	Q
91-20-3	Naphthalene	11.64	29	ug/kg	JN
91-57-6	Naphthalene, 2-methyl-	12.87	4.9	ug/kg	JN
	Total TIC, Volatile		33.9	ug/kg	J

(a) Associated CCV outside of control limits high, sample was ND.
(b) This compound in blank spike is outside in house QC limits bias high.
(c) Associated CCV outside of control limits high, sample was ND. This compound in blank spike is outside in house QC limits bias high.

ND = Not detected MDL = Method Detection Limit J = Indicates an estimated value
RL = Reporting Limit B = Indicates analyte found in associated method blank
E = Indicates value exceeds calibration range N = Indicates presumptive evidence of a compound

Report of Analysis

Client Sample ID:	S DUP-01		
Lab Sample ID:	JD35782-2	**Date Sampled:**	11/19/21
Matrix:	SO - Soil	**Date Received:**	11/23/21
Method:	SW846 8270E SW846 3546	**Percent Solids:**	86.4
Project:	2nd Avenue and 33-39th Street, Brooklyn, NY		

	File ID	DF	Analyzed	By	Prep Date	Prep Batch	Analytical Batch
Run #1	M176765.D	1	12/03/21 07:39	CS	11/29/21 09:30	OP36836	EM7598
Run #2							

	Initial Weight	Final Volume
Run #1	31.5 g	1.0 ml
Run #2		

ABN TCL List (SOM0 2.0)

CAS No.	Compound	Result	RL	MDL	Units	Q
95-57-8	2-Chlorophenol	ND	73	18	ug/kg	
59-50-7	4-Chloro-3-methyl phenol	ND	180	23	ug/kg	
120-83-2	2,4-Dichlorophenol	ND	180	31	ug/kg	
105-67-9	2,4-Dimethylphenol	ND	180	65	ug/kg	
51-28-5	2,4-Dinitrophenol [a]	ND	180	140	ug/kg	
534-52-1	4,6-Dinitro-o-cresol [a]	ND	180	39	ug/kg	
95-48-7	2-Methylphenol	ND	73	23	ug/kg	
	3&4-Methylphenol	ND	73	30	ug/kg	
88-75-5	2-Nitrophenol [a]	ND	180	24	ug/kg	
100-02-7	4-Nitrophenol	ND	370	98	ug/kg	
87-86-5	Pentachlorophenol	ND	150	35	ug/kg	
108-95-2	Phenol	ND	73	19	ug/kg	
58-90-2	2,3,4,6-Tetrachlorophenol	ND	180	24	ug/kg	
95-95-4	2,4,5-Trichlorophenol	ND	180	28	ug/kg	
88-06-2	2,4,6-Trichlorophenol	ND	180	22	ug/kg	
83-32-9	Acenaphthene	144	37	13	ug/kg	
208-96-8	Acenaphthylene	157	37	19	ug/kg	
98-86-2	Acetophenone [a]	ND	180	7.9	ug/kg	
120-12-7	Anthracene	360	37	23	ug/kg	
1912-24-9	Atrazine [a]	ND	73	16	ug/kg	
56-55-3	Benzo(a)anthracene	861	37	10	ug/kg	
50-32-8	Benzo(a)pyrene	746	37	17	ug/kg	
205-99-2	Benzo(b)fluoranthene	942	37	16	ug/kg	
191-24-2	Benzo(g,h,i)perylene	432	37	18	ug/kg	
207-08-9	Benzo(k)fluoranthene	387	37	17	ug/kg	
101-55-3	4-Bromophenyl phenyl ether	ND	73	14	ug/kg	
85-68-7	Butyl benzyl phthalate	ND	73	9.0	ug/kg	
92-52-4	1,1'-Biphenyl	16.1	73	5.0	ug/kg	J
100-52-7	Benzaldehyde	ND	180	9.1	ug/kg	
91-58-7	2-Chloronaphthalene	ND	73	8.7	ug/kg	
106-47-8	4-Chloroaniline	ND	180	13	ug/kg	
86-74-8	Carbazole	108	73	5.3	ug/kg	

ND = Not detected MDL = Method Detection Limit
RL = Reporting Limit
E = Indicates value exceeds calibration range

J = Indicates an estimated value
B = Indicates analyte found in associated method blank
N = Indicates presumptive evidence of a compound

Report of Analysis

Client Sample ID:	S DUP-01		
Lab Sample ID:	JD35782-2	**Date Sampled:**	11/19/21
Matrix:	SO - Soil	**Date Received:**	11/23/21
Method:	SW846 8270E SW846 3546	**Percent Solids:**	86.4
Project:	2nd Avenue and 33-39th Street, Brooklyn, NY		

ABN TCL List (SOM0 2.0)

CAS No.	Compound	Result	RL	MDL	Units	Q
105-60-2	Caprolactam	ND	73	15	ug/kg	
218-01-9	Chrysene	926	37	12	ug/kg	
111-91-1	bis(2-Chloroethoxy)methane	ND	73	7.9	ug/kg	
111-44-4	bis(2-Chloroethyl)ether	ND	73	16	ug/kg	
108-60-1	2,2'-Oxybis(1-chloropropane)	ND	73	13	ug/kg	
7005-72-3	4-Chlorophenyl phenyl ether	ND	73	12	ug/kg	
121-14-2	2,4-Dinitrotoluene [a]	ND	37	11	ug/kg	
606-20-2	2,6-Dinitrotoluene	ND	37	18	ug/kg	
91-94-1	3,3'-Dichlorobenzidine	ND	73	31	ug/kg	
123-91-1	1,4-Dioxane	ND	37	24	ug/kg	
53-70-3	Dibenzo(a,h)anthracene	139	37	16	ug/kg	
132-64-9	Dibenzofuran	87.5	73	15	ug/kg	
84-74-2	Di-n-butyl phthalate	ND	73	6.0	ug/kg	
117-84-0	Di-n-octyl phthalate	ND	73	9.1	ug/kg	
84-66-2	Diethyl phthalate	ND	73	7.8	ug/kg	
131-11-3	Dimethyl phthalate	ND	73	6.5	ug/kg	
117-81-7	bis(2-Ethylhexyl)phthalate	1170	73	8.6	ug/kg	
206-44-0	Fluoranthene	1790	37	16	ug/kg	
86-73-7	Fluorene	175	37	17	ug/kg	
118-74-1	Hexachlorobenzene	ND	73	9.3	ug/kg	
87-68-3	Hexachlorobutadiene [a]	ND	37	15	ug/kg	
77-47-4	Hexachlorocyclopentadiene	ND	370	15	ug/kg	
67-72-1	Hexachloroethane	ND	180	18	ug/kg	
193-39-5	Indeno(1,2,3-cd)pyrene	558	37	17	ug/kg	
78-59-1	Isophorone	ND	73	7.9	ug/kg	
91-57-6	2-Methylnaphthalene	40.5	37	8.3	ug/kg	
88-74-4	2-Nitroaniline [a]	ND	180	8.7	ug/kg	
99-09-2	3-Nitroaniline	ND	180	9.2	ug/kg	
100-01-6	4-Nitroaniline	ND	180	9.5	ug/kg	
91-20-3	Naphthalene	93.3	37	10	ug/kg	
98-95-3	Nitrobenzene	ND	73	14	ug/kg	
621-64-7	N-Nitroso-di-n-propylamine [a]	ND	73	11	ug/kg	
86-30-6	N-Nitrosodiphenylamine	ND	180	13	ug/kg	
85-01-8	Phenanthrene	1190	37	12	ug/kg	
129-00-0	Pyrene	1850	37	12	ug/kg	
95-94-3	1,2,4,5-Tetrachlorobenzene	ND	180	9.3	ug/kg	

CAS No.	Surrogate Recoveries	Run# 1	Run# 2	Limits
367-12-4	2-Fluorophenol	46%		10-109%

ND = Not detected MDL = Method Detection Limit
RL = Reporting Limit
E = Indicates value exceeds calibration range

J = Indicates an estimated value
B = Indicates analyte found in associated method blank
N = Indicates presumptive evidence of a compound

Report of Analysis

Client Sample ID:	S DUP-01		
Lab Sample ID:	JD35782-2	**Date Sampled:**	11/19/21
Matrix:	SO - Soil	**Date Received:**	11/23/21
Method:	SW846 8270E SW846 3546	**Percent Solids:**	86.4
Project:	2nd Avenue and 33-39th Street, Brooklyn, NY		

ABN TCL List (SOM0 2.0)

CAS No.	Surrogate Recoveries	Run# 1	Run# 2	Limits
4165-62-2	Phenol-d5	47%		10-105%
118-79-6	2,4,6-Tribromophenol	74%		10-135%
4165-60-0	Nitrobenzene-d5	61%		10-119%
321-60-8	2-Fluorobiphenyl	54%		18-112%
1718-51-0	Terphenyl-d14	58%		18-125%

CAS No.	Tentatively Identified Compounds	R.T.	Est. Conc.	Units	Q
	system artifact/aldol-condensation	3.30	160	ug/kg	J
13798-23-7	Sulfur	8.42	190	ug/kg	JN
	Phenanthrene methyl	11.60	210	ug/kg	J
	Phenanthrene methyl	11.65	260	ug/kg	J
	unknown	11.79	400	ug/kg	J
638-53-9	Tridecanoic acid	11.95	230	ug/kg	JN
	Naphthalene -phenyl	12.21	270	ug/kg	J
781-43-1	9,10-Dimethylanthracene	12.70	180	ug/kg	JN
	unknown	12.87	210	ug/kg	J
	unknown	13.14	300	ug/kg	J
	Pyrene methyl	14.08	230	ug/kg	J
	Pyrene methyl	14.22	200	ug/kg	J
	Pyrene methyl	14.27	160	ug/kg	J
	unknown	15.36	190	ug/kg	J
	alkane	17.17	220	ug/kg	J
	unknown PAH substance	17.96	290	ug/kg	J
	unknown PAH substance	18.24	570	ug/kg	J
	unknown	18.92	240	ug/kg	J
	unknown	20.82	170	ug/kg	J
	Total TIC, Semi-Volatile		4520	ug/kg	J

(a) Associated CCV outside of control limits high, sample was ND.

ND = Not detected MDL = Method Detection Limit
RL = Reporting Limit
E = Indicates value exceeds calibration range

J = Indicates an estimated value
B = Indicates analyte found in associated method blank
N = Indicates presumptive evidence of a compound

Report of Analysis

Client Sample ID:	S DUP-01		
Lab Sample ID:	JD35782-2	**Date Sampled:**	11/19/21
Matrix:	SO - Soil	**Date Received:**	11/23/21
Method:	SW846 8270E BY SIM SW846 3546	**Percent Solids:**	86.4
Project:	2nd Avenue and 33-39th Street, Brooklyn, NY		

	File ID	DF	Analyzed	By	Prep Date	Prep Batch	Analytical Batch
Run #1	4M105031.D	1	12/11/21 01:51	KLS	11/29/21 09:30	OP36836A	E4M4881
Run #2							

	Initial Weight	Final Volume
Run #1	31.5 g	1.0 ml
Run #2		

CAS No.	Compound	Result	RL	MDL	Units	Q
123-91-1	1,4-Dioxane	ND	3.7	1.8	ug/kg	

CAS No.	Surrogate Recoveries	Run# 1	Run# 2	Limits
4165-60-0	Nitrobenzene-d5	57%		10-107%
321-60-8	2-Fluorobiphenyl	57%		17-91%
1718-51-0	Terphenyl-d14	49%		17-105%

ND = Not detected MDL = Method Detection Limit J = Indicates an estimated value
RL = Reporting Limit B = Indicates analyte found in associated method blank
E = Indicates value exceeds calibration range N = Indicates presumptive evidence of a compound

Report of Analysis

Client Sample ID:	S DUP-01		
Lab Sample ID:	JD35782-2	**Date Sampled:**	11/19/21
Matrix:	SO - Soil	**Date Received:**	11/23/21
Method:	SW846 8151A SW846 3546	**Percent Solids:**	86.4
Project:	2nd Avenue and 33-39th Street, Brooklyn, NY		

	File ID	DF	Analyzed	By	Prep Date	Prep Batch	Analytical Batch
Run #1 [a]	3G134390.D	4	12/04/21 02:38	RK	11/30/21 09:50	OP36859	G3G4902
Run #2							

	Initial Weight	Final Volume
Run #1	16.7 g	5.0 ml
Run #2		

Herbicide List

CAS No.	Compound	Result	RL	MDL	Units	Q
94-75-7	2,4-D	ND	69	31	ug/kg	
93-72-1	2,4,5-TP (Silvex)	ND	14	7.8	ug/kg	
93-76-5	2,4,5-T	ND	14	6.9	ug/kg	

CAS No.	Surrogate Recoveries	Run# 1	Run# 2	Limits
19719-28-9	2,4-DCAA	7% [b]		10-125%
19719-28-9	2,4-DCAA	3% [b]		10-125%

(a) Had TBA cleanup. Dilution required due to matrix interference.
(b) Outside control limits due to matrix interference and dilution.

ND = Not detected MDL = Method Detection Limit
RL = Reporting Limit
E = Indicates value exceeds calibration range

J = Indicates an estimated value
B = Indicates analyte found in associated method blank
N = Indicates presumptive evidence of a compound

Report of Analysis

Client Sample ID:	S DUP-01		
Lab Sample ID:	JD35782-2	**Date Sampled:**	11/19/21
Matrix:	SO - Soil	**Date Received:**	11/23/21
Method:	SW846 8081B SW846 3546	**Percent Solids:**	86.4
Project:	2nd Avenue and 33-39th Street, Brooklyn, NY		

	File ID	DF	Analyzed	By	Prep Date	Prep Batch	Analytical Batch
Run #1	1G171588.D	1	11/30/21 10:16	CP	11/27/21 10:05	OP36830	G1G5918
Run #2 [a]	1G171669.D	5	12/01/21 23:53	CP	11/27/21 10:05	OP36830	G1G5922

	Initial Weight	Final Volume
Run #1	15.2 g	10.0 ml
Run #2	15.2 g	10.0 ml

Pesticide TCL List

CAS No.	Compound	Result	RL	MDL	Units	Q
309-00-2	Aldrin [b]	1.5	0.76	0.63	ug/kg	
319-84-6	alpha-BHC	ND	0.76	0.62	ug/kg	
319-85-7	beta-BHC	ND	0.76	0.69	ug/kg	
319-86-8	delta-BHC	ND	0.76	0.73	ug/kg	
58-89-9	gamma-BHC (Lindane) [b]	7.9	0.76	0.56	ug/kg	
5103-71-9	alpha-Chlordane	6.9	0.76	0.61	ug/kg	
5103-74-2	gamma-Chlordane [b]	4.9	0.76	0.34	ug/kg	
60-57-1	Dieldrin [b]	1.6	0.76	0.52	ug/kg	
72-54-8	4,4'-DDD	29.5	0.76	0.70	ug/kg	
72-55-9	4,4'-DDE	9.0	0.76	0.67	ug/kg	
50-29-3	4,4'-DDT [b]	4.5	0.76	0.67	ug/kg	
72-20-8	Endrin [b]	0.92	0.76	0.59	ug/kg	
1031-07-8	Endosulfan sulfate	ND	0.76	0.59	ug/kg	
7421-93-4	Endrin aldehyde	ND	0.76	0.43	ug/kg	
959-98-8	Endosulfan-I	ND	0.76	0.44	ug/kg	
33213-65-9	Endosulfan-II	4.8	0.76	0.48	ug/kg	
76-44-8	Heptachlor	ND	0.76	0.66	ug/kg	
1024-57-3	Heptachlor epoxide	ND	0.76	0.53	ug/kg	
72-43-5	Methoxychlor	ND	1.5	0.61	ug/kg	
53494-70-5	Endrin ketone	ND	0.76	0.55	ug/kg	
8001-35-2	Toxaphene	ND	19	18	ug/kg	

CAS No.	Surrogate Recoveries	Run# 1	Run# 2	Limits
877-09-8	Tetrachloro-m-xylene	77%	107%	27-138%
877-09-8	Tetrachloro-m-xylene	80%	86%	27-138%
2051-24-3	Decachlorobiphenyl	88%	173%	10-179%
2051-24-3	Decachlorobiphenyl	278% [c]	275% [c]	10-179%

(a) Confirmation run.
(b) More than 40 % RPD for detected concentrations between the two GC columns.
(c) Outside control limits due to matrix interference.

ND = Not detected MDL = Method Detection Limit
RL = Reporting Limit
E = Indicates value exceeds calibration range
J = Indicates an estimated value
B = Indicates analyte found in associated method blank
N = Indicates presumptive evidence of a compound

Report of Analysis

Client Sample ID:	S DUP-01		
Lab Sample ID:	JD35782-2	**Date Sampled:**	11/19/21
Matrix:	SO - Soil	**Date Received:**	11/23/21
Method:	SW846 8082A SW846 3546	**Percent Solids:**	86.4
Project:	2nd Avenue and 33-39th Street, Brooklyn, NY		

	File ID	DF	Analyzed	By	Prep Date	Prep Batch	Analytical Batch
Run #1	XX2475129.D	1	12/02/21 04:29	TL	11/27/21 10:05	OP36831	GXX7671
Run #2							

	Initial Weight	Final Volume
Run #1	15.2 g	10.0 ml
Run #2		

PCB List

CAS No.	Compound	Result	RL	MDL	Units	Q
12674-11-2	Aroclor 1016	ND	38	18	ug/kg	
11104-28-2	Aroclor 1221	ND	38	24	ug/kg	
11141-16-5	Aroclor 1232	ND	38	24	ug/kg	
53469-21-9	Aroclor 1242	ND	38	16	ug/kg	
12672-29-6	Aroclor 1248	ND	38	34	ug/kg	
11097-69-1	Aroclor 1254	ND	38	20	ug/kg	
11096-82-5	Aroclor 1260	ND	38	16	ug/kg	
11100-14-4	Aroclor 1268	ND	38	16	ug/kg	
37324-23-5	Aroclor 1262	ND	38	25	ug/kg	

CAS No.	Surrogate Recoveries	Run# 1	Run# 2	Limits
877-09-8	Tetrachloro-m-xylene	84%		24-152%
877-09-8	Tetrachloro-m-xylene	91%		24-152%
2051-24-3	Decachlorobiphenyl	104%		10-172%
2051-24-3	Decachlorobiphenyl	106%		10-172%

ND = Not detected MDL = Method Detection Limit
RL = Reporting Limit
E = Indicates value exceeds calibration range

J = Indicates an estimated value
B = Indicates analyte found in associated method blank
N = Indicates presumptive evidence of a compound

Report of Analysis

Client Sample ID:	S DUP-01		
Lab Sample ID:	JD35782-2	**Date Sampled:**	11/19/21
Matrix:	SO - Soil	**Date Received:**	11/23/21
		Percent Solids:	86.4
Project:	2nd Avenue and 33-39th Street, Brooklyn, NY		

Metals Analysis

Analyte	Result	RL	Units	DF	Prep	Analyzed	By	Method	Prep Method
Aluminum	5420	56	mg/kg	1	12/01/21	12/02/21	ND	SW846 6010D [2]	SW846 3050B [5]
Antimony	< 2.2	2.2	mg/kg	1	12/01/21	12/02/21	ND	SW846 6010D [2]	SW846 3050B [5]
Arsenic	4.3	2.2	mg/kg	1	12/01/21	12/02/21	ND	SW846 6010D [2]	SW846 3050B [5]
Barium	812	22	mg/kg	1	12/01/21	12/02/21	ND	SW846 6010D [2]	SW846 3050B [5]
Beryllium	0.43	0.22	mg/kg	1	12/01/21	12/02/21	ND	SW846 6010D [2]	SW846 3050B [5]
Cadmium	0.65	0.56	mg/kg	1	12/01/21	12/02/21	ND	SW846 6010D [2]	SW846 3050B [5]
Calcium	32000	1100	mg/kg	2	12/01/21	12/10/21	ND	SW846 6010D [3]	SW846 3050B [5]
Chromium	12.4	1.1	mg/kg	1	12/01/21	12/02/21	ND	SW846 6010D [2]	SW846 3050B [5]
Cobalt	< 5.6	5.6	mg/kg	1	12/01/21	12/02/21	ND	SW846 6010D [2]	SW846 3050B [5]
Copper	29.2	2.8	mg/kg	1	12/01/21	12/02/21	ND	SW846 6010D [2]	SW846 3050B [5]
Iron	11100	56	mg/kg	1	12/01/21	12/02/21	ND	SW846 6010D [2]	SW846 3050B [5]
Lead	337	2.2	mg/kg	1	12/01/21	12/02/21	ND	SW846 6010D [2]	SW846 3050B [5]
Magnesium	3740	560	mg/kg	1	12/01/21	12/02/21	ND	SW846 6010D [2]	SW846 3050B [5]
Manganese	255	1.7	mg/kg	1	12/01/21	12/02/21	ND	SW846 6010D [2]	SW846 3050B [5]
Mercury	0.34	0.030	mg/kg	1	11/29/21	11/29/21	SB	SW846 7471B [1]	SW846 7471B [4]
Nickel	12.5	4.5	mg/kg	1	12/01/21	12/02/21	ND	SW846 6010D [2]	SW846 3050B [5]
Potassium	< 1100	1100	mg/kg	1	12/01/21	12/02/21	ND	SW846 6010D [2]	SW846 3050B [5]
Selenium	< 2.2	2.2	mg/kg	1	12/01/21	12/02/21	ND	SW846 6010D [2]	SW846 3050B [5]
Silver [a]	< 1.1	1.1	mg/kg	2	12/01/21	12/10/21	ND	SW846 6010D [3]	SW846 3050B [5]
Sodium	< 1100	1100	mg/kg	1	12/01/21	12/02/21	ND	SW846 6010D [2]	SW846 3050B [5]
Thallium	< 1.1	1.1	mg/kg	1	12/01/21	12/02/21	ND	SW846 6010D [2]	SW846 3050B [5]
Vanadium	20.4	5.6	mg/kg	1	12/01/21	12/02/21	ND	SW846 6010D [2]	SW846 3050B [5]
Zinc	422	5.6	mg/kg	1	12/01/21	12/02/21	ND	SW846 6010D [2]	SW846 3050B [5]

(1) Instrument QC Batch: MA51494
(2) Instrument QC Batch: MA51527
(3) Instrument QC Batch: MA51586
(4) Prep QC Batch: MP30055
(5) Prep QC Batch: MP30089

(a) Elevated detection limit due to dilution required for high interfering element.

RL = Reporting Limit

Report of Analysis

Client Sample ID:	S DUP-01		
Lab Sample ID:	JD35782-2	**Date Sampled:**	11/19/21
Matrix:	SO - Soil	**Date Received:**	11/23/21
		Percent Solids:	86.4
Project:	2nd Avenue and 33-39th Street, Brooklyn, NY		

General Chemistry

Analyte	Result	RL	Units	DF	Analyzed	By	Method
Cyanide [a]	< 0.28	0.28	mg/kg	1	12/08/21 21:37	EB	SW846 9012B/LACHAT
Solids, Percent	86.4		%	1	11/29/21 16:30	BG	SM2540 G 18TH ED MOD

(a) Sample prepped within holding time, but run out of holding time.

RL = Reporting Limit

Report of Analysis

Client Sample ID:	S DUP-01		
Lab Sample ID:	JD35782-2A	**Date Sampled:**	11/19/21
Matrix:	SO - Soil	**Date Received:**	11/23/21
Method:	EPA 537M BY ID IN HOUSE	**Percent Solids:**	86.4
Project:	2nd Avenue and 33-39th Street, Brooklyn, NY		

	File ID	DF	Analyzed	By	Prep Date	Prep Batch	Analytical Batch
Run #1 [a]	3Q50965.D	1	12/21/21 12:30	AFL	12/10/21 15:00	F:OP88771	F:S3Q713
Run #2							

	Initial Weight	Final Volume
Run #1	2.00 g	1.0 ml
Run #2		

PFAS List

CAS No.	Compound	Result	RL	MDL	Units	Q
PERFLUOROALKYLCARBOXYLIC ACIDS						
375-22-4	Perfluorobutanoic acid	ND	1.2	0.44	ug/kg	
2706-90-3	Perfluoropentanoic acid	ND	0.58	0.29	ug/kg	
307-24-4	Perfluorohexanoic acid	ND	0.58	0.29	ug/kg	
375-85-9	Perfluoroheptanoic acid	ND	0.58	0.29	ug/kg	
335-67-1	Perfluorooctanoic acid	ND	0.58	0.29	ug/kg	
375-95-1	Perfluorononanoic acid	ND	0.58	0.29	ug/kg	
335-76-2	Perfluorodecanoic acid	ND	0.58	0.29	ug/kg	
2058-94-8	Perfluoroundecanoic acid	ND	0.58	0.29	ug/kg	
307-55-1	Perfluorododecanoic acid	ND	0.58	0.29	ug/kg	
72629-94-8	Perfluorotridecanoic acid	ND	0.58	0.31	ug/kg	
376-06-7	Perfluorotetradecanoic acid	ND	0.58	0.29	ug/kg	
PERFLUOROALKYLSULFONIC ACIDS						
375-73-5	Perfluorobutanesulfonic acid	ND	0.58	0.29	ug/kg	
355-46-4	Perfluorohexanesulfonic acid	ND	0.58	0.29	ug/kg	
375-92-8	Perfluoroheptanesulfonic acid	ND	0.58	0.29	ug/kg	
1763-23-1	Perfluorooctanesulfonic acid	ND	0.58	0.29	ug/kg	
335-77-3	Perfluorodecanesulfonic acid	ND	0.58	0.29	ug/kg	
PERFLUOROOCTANESULFONAMIDES						
754-91-6	PFOSA	ND	0.58	0.29	ug/kg	
PERFLUOROOCTANESULFONAMIDOACETIC ACIDS						
2355-31-9	MeFOSAA	ND	1.2	0.58	ug/kg	
2991-50-6	EtFOSAA	ND	1.2	0.58	ug/kg	
FLUOROTELOMER SULFONATES						
27619-97-2	6:2 Fluorotelomer sulfonate	ND	1.2	0.29	ug/kg	
39108-34-4	8:2 Fluorotelomer sulfonate	ND	1.2	0.29	ug/kg	

ND = Not detected MDL = Method Detection Limit J = Indicates an estimated value
RL = Reporting Limit B = Indicates analyte found in associated method blank
E = Indicates value exceeds calibration range N = Indicates presumptive evidence of a compound

Report of Analysis

Client Sample ID:	S DUP-01		
Lab Sample ID:	JD35782-2A	**Date Sampled:**	11/19/21
Matrix:	SO - Soil	**Date Received:**	11/23/21
Method:	EPA 537M BY ID IN HOUSE	**Percent Solids:**	86.4
Project:	2nd Avenue and 33-39th Street, Brooklyn, NY		

PFAS List

CAS No.	ID Standard Recoveries	Run# 1	Run# 2	Limits
	13C4-PFBA	71%		40-140%
	13C5-PFPeA	73%		50-150%
	13C5-PFHxA	74%		50-150%
	13C4-PFHpA	74%		50-150%
	13C8-PFOA	73%		50-150%
	13C9-PFNA	74%		50-150%
	13C6-PFDA	76%		50-150%
	13C7-PFUnDA	74%		40-140%
	13C2-PFDoDA	62%		40-140%
	13C2-PFTeDA	71%		30-130%
	13C3-PFBS	73%		50-150%
	13C3-PFHxS	73%		50-150%
	13C8-PFOS	69%		50-150%
	13C8-FOSA	57%		30-130%
	d3-MeFOSAA	90%		40-140%
	d5-EtFOSAA	98%		40-140%
	13C2-6:2FTS	71%		50-150%
	13C2-8:2FTS	78%		50-150%

(a) Analysis performed at SGS Orlando, FL.

ND = Not detected MDL = Method Detection Limit
RL = Reporting Limit
E = Indicates value exceeds calibration range

J = Indicates an estimated value
B = Indicates analyte found in associated method blank
N = Indicates presumptive evidence of a compound

Report of Analysis

Client Sample ID:	TT-SB-06-5.0-7.0		
Lab Sample ID:	JD35782-3	**Date Sampled:**	11/22/21
Matrix:	SO - Soil	**Date Received:**	11/23/21
Method:	SW846 8260D SW846 5035	**Percent Solids:**	89.8
Project:	2nd Avenue and 33-39th Street, Brooklyn, NY		

	File ID	DF	Analyzed	By	Prep Date	Prep Batch	Analytical Batch
Run #1	I240193.D	1	11/29/21 16:46	PS	11/24/21 08:00	n/a	VI9766
Run #2							

	Initial Weight
Run #1	6.5 g
Run #2	

VOA TCL List

CAS No.	Compound	Result	RL	MDL	Units	Q
67-64-1	Acetone	10.2	8.6	3.5	ug/kg	
71-43-2	Benzene	ND	0.43	0.39	ug/kg	
74-97-5	Bromochloromethane	ND	4.3	0.48	ug/kg	
75-27-4	Bromodichloromethane	ND	1.7	0.37	ug/kg	
75-25-2	Bromoform	ND	4.3	1.2	ug/kg	
74-83-9	Bromomethane	ND	4.3	0.65	ug/kg	
78-93-3	2-Butanone (MEK)	ND	8.6	2.1	ug/kg	
75-15-0	Carbon disulfide	ND	1.7	0.46	ug/kg	
56-23-5	Carbon tetrachloride	ND	1.7	0.53	ug/kg	
108-90-7	Chlorobenzene	ND	1.7	0.39	ug/kg	
75-00-3	Chloroethane [a]	ND	4.3	0.51	ug/kg	
67-66-3	Chloroform	ND	1.7	0.44	ug/kg	
74-87-3	Chloromethane	ND	4.3	1.7	ug/kg	
110-82-7	Cyclohexane	ND	1.7	0.56	ug/kg	
96-12-8	1,2-Dibromo-3-chloropropane	ND	1.7	0.59	ug/kg	
124-48-1	Dibromochloromethane	ND	1.7	0.48	ug/kg	
106-93-4	1,2-Dibromoethane	ND	0.86	0.36	ug/kg	
95-50-1	1,2-Dichlorobenzene [b]	ND	0.86	0.47	ug/kg	
541-73-1	1,3-Dichlorobenzene [b]	ND	0.86	0.42	ug/kg	
106-46-7	1,4-Dichlorobenzene	ND	0.86	0.42	ug/kg	
75-71-8	Dichlorodifluoromethane	ND	4.3	0.62	ug/kg	
75-34-3	1,1-Dichloroethane	ND	0.86	0.42	ug/kg	
107-06-2	1,2-Dichloroethane	ND	0.86	0.40	ug/kg	
75-35-4	1,1-Dichloroethene	ND	0.86	0.56	ug/kg	
156-59-2	cis-1,2-Dichloroethene	ND	0.86	0.72	ug/kg	
156-60-5	trans-1,2-Dichloroethene	ND	0.86	0.52	ug/kg	
78-87-5	1,2-Dichloropropane	ND	1.7	0.41	ug/kg	
10061-01-5	cis-1,3-Dichloropropene	ND	1.7	0.41	ug/kg	
10061-02-6	trans-1,3-Dichloropropene	ND	1.7	0.39	ug/kg	
100-41-4	Ethylbenzene	ND	0.86	0.39	ug/kg	
76-13-1	Freon 113	ND	4.3	2.3	ug/kg	
591-78-6	2-Hexanone	ND	4.3	1.8	ug/kg	

ND = Not detected MDL = Method Detection Limit
RL = Reporting Limit
E = Indicates value exceeds calibration range

J = Indicates an estimated value
B = Indicates analyte found in associated method blank
N = Indicates presumptive evidence of a compound

Report of Analysis

Client Sample ID:	TT-SB-06-5.0-7.0		
Lab Sample ID:	JD35782-3	**Date Sampled:**	11/22/21
Matrix:	SO - Soil	**Date Received:**	11/23/21
Method:	SW846 8260D SW846 5035	**Percent Solids:**	89.8
Project:	2nd Avenue and 33-39th Street, Brooklyn, NY		

VOA TCL List

CAS No.	Compound	Result	RL	MDL	Units	Q
98-82-8	Isopropylbenzene	ND	1.7	1.2	ug/kg	
79-20-9	Methyl Acetate	ND	4.3	1.2	ug/kg	
108-87-2	Methylcyclohexane	ND	1.7	0.75	ug/kg	
1634-04-4	Methyl Tert Butyl Ether	ND	0.86	0.40	ug/kg	
108-10-1	4-Methyl-2-pentanone(MIBK)	ND	4.3	1.9	ug/kg	
75-09-2	Methylene chloride	ND	4.3	2.2	ug/kg	
100-42-5	Styrene	ND	1.7	0.34	ug/kg	
79-34-5	1,1,2,2-Tetrachloroethane	ND	1.7	0.51	ug/kg	
127-18-4	Tetrachloroethene	ND	1.7	0.50	ug/kg	
108-88-3	Toluene	ND	0.86	0.45	ug/kg	
87-61-6	1,2,3-Trichlorobenzene	ND	4.3	2.1	ug/kg	
120-82-1	1,2,4-Trichlorobenzene	ND	4.3	2.1	ug/kg	
71-55-6	1,1,1-Trichloroethane	ND	1.7	0.41	ug/kg	
79-00-5	1,1,2-Trichloroethane	ND	1.7	0.47	ug/kg	
79-01-6	Trichloroethene	ND	0.86	0.65	ug/kg	
75-69-4	Trichlorofluoromethane [c]	ND	4.3	0.59	ug/kg	
75-01-4	Vinyl chloride	ND	1.7	0.41	ug/kg	
	m,p-Xylene	ND	0.86	0.77	ug/kg	
95-47-6	o-Xylene	ND	0.86	0.39	ug/kg	
1330-20-7	Xylene (total)	ND	0.86	0.39	ug/kg	

CAS No.	Surrogate Recoveries	Run# 1	Run# 2	Limits
1868-53-7	Dibromofluoromethane	99%		72-130%
17060-07-0	1,2-Dichloroethane-D4	97%		75-131%
2037-26-5	Toluene-D8	88%		81-121%
460-00-4	4-Bromofluorobenzene	95%		60-141%

CAS No.	Tentatively Identified Compounds	R.T.	Est. Conc.	Units	Q
	Total TIC, Volatile		0	ug/kg	

(a) Associated CCV outside of control limits high, sample was ND.
(b) This compound in blank spike is outside in house QC limits bias high.
(c) Associated CCV outside of control limits high, sample was ND. This compound in blank spike is outside in house QC limits bias high.

ND = Not detected MDL = Method Detection Limit J = Indicates an estimated value
RL = Reporting Limit B = Indicates analyte found in associated method blank
E = Indicates value exceeds calibration range N = Indicates presumptive evidence of a compound

Report of Analysis

Client Sample ID:	TT-SB-06-5.0-7.0		
Lab Sample ID:	JD35782-3	**Date Sampled:**	11/22/21
Matrix:	SO - Soil	**Date Received:**	11/23/21
Method:	SW846 8270E SW846 3546	**Percent Solids:**	89.8
Project:	2nd Avenue and 33-39th Street, Brooklyn, NY		

	File ID	DF	Analyzed	By	Prep Date	Prep Batch	Analytical Batch
Run #1	M176757.D	1	12/03/21 03:40	CS	11/29/21 09:30	OP36836	EM7598
Run #2							

	Initial Weight	Final Volume
Run #1	30.6 g	1.0 ml
Run #2		

ABN TCL List (SOM0 2.0)

CAS No.	Compound	Result	RL	MDL	Units	Q
95-57-8	2-Chlorophenol	ND	73	18	ug/kg	
59-50-7	4-Chloro-3-methyl phenol	ND	180	22	ug/kg	
120-83-2	2,4-Dichlorophenol	ND	180	31	ug/kg	
105-67-9	2,4-Dimethylphenol	ND	180	65	ug/kg	
51-28-5	2,4-Dinitrophenol [a]	ND	180	140	ug/kg	
534-52-1	4,6-Dinitro-o-cresol [a]	ND	180	39	ug/kg	
95-48-7	2-Methylphenol	ND	73	23	ug/kg	
	3&4-Methylphenol	ND	73	30	ug/kg	
88-75-5	2-Nitrophenol [a]	ND	180	24	ug/kg	
100-02-7	4-Nitrophenol	ND	360	97	ug/kg	
87-86-5	Pentachlorophenol	ND	150	34	ug/kg	
108-95-2	Phenol	ND	73	19	ug/kg	
58-90-2	2,3,4,6-Tetrachlorophenol	ND	180	24	ug/kg	
95-95-4	2,4,5-Trichlorophenol	ND	180	27	ug/kg	
88-06-2	2,4,6-Trichlorophenol	ND	180	22	ug/kg	
83-32-9	Acenaphthene	ND	36	13	ug/kg	
208-96-8	Acenaphthylene	ND	36	18	ug/kg	
98-86-2	Acetophenone [a]	ND	180	7.8	ug/kg	
120-12-7	Anthracene	ND	36	22	ug/kg	
1912-24-9	Atrazine [a]	ND	73	16	ug/kg	
56-55-3	Benzo(a)anthracene	33.5	36	10	ug/kg	J
50-32-8	Benzo(a)pyrene	40.0	36	17	ug/kg	
205-99-2	Benzo(b)fluoranthene	44.6	36	16	ug/kg	
191-24-2	Benzo(g,h,i)perylene	22.2	36	18	ug/kg	J
207-08-9	Benzo(k)fluoranthene	20.1	36	17	ug/kg	J
101-55-3	4-Bromophenyl phenyl ether	ND	73	14	ug/kg	
85-68-7	Butyl benzyl phthalate	ND	73	8.9	ug/kg	
92-52-4	1,1'-Biphenyl	ND	73	5.0	ug/kg	
100-52-7	Benzaldehyde	ND	180	9.0	ug/kg	
91-58-7	2-Chloronaphthalene	ND	73	8.7	ug/kg	
106-47-8	4-Chloroaniline	ND	180	13	ug/kg	
86-74-8	Carbazole	ND	73	5.3	ug/kg	

ND = Not detected MDL = Method Detection Limit J = Indicates an estimated value
RL = Reporting Limit B = Indicates analyte found in associated method blank
E = Indicates value exceeds calibration range N = Indicates presumptive evidence of a compound

Report of Analysis

Client Sample ID:	TT-SB-06-5.0-7.0		
Lab Sample ID:	JD35782-3	**Date Sampled:**	11/22/21
Matrix:	SO - Soil	**Date Received:**	11/23/21
Method:	SW846 8270E SW846 3546	**Percent Solids:**	89.8
Project:	2nd Avenue and 33-39th Street, Brooklyn, NY		

ABN TCL List (SOM0 2.0)

CAS No.	Compound	Result	RL	MDL	Units	Q
105-60-2	Caprolactam	ND	73	14	ug/kg	
218-01-9	Chrysene	30.8	36	11	ug/kg	J
111-91-1	bis(2-Chloroethoxy)methane	ND	73	7.8	ug/kg	
111-44-4	bis(2-Chloroethyl)ether	ND	73	16	ug/kg	
108-60-1	2,2'-Oxybis(1-chloropropane)	ND	73	13	ug/kg	
7005-72-3	4-Chlorophenyl phenyl ether	ND	73	12	ug/kg	
121-14-2	2,4-Dinitrotoluene [a]	ND	36	11	ug/kg	
606-20-2	2,6-Dinitrotoluene	ND	36	18	ug/kg	
91-94-1	3,3'-Dichlorobenzidine	ND	73	30	ug/kg	
123-91-1	1,4-Dioxane	ND	36	24	ug/kg	
53-70-3	Dibenzo(a,h)anthracene	ND	36	16	ug/kg	
132-64-9	Dibenzofuran	ND	73	15	ug/kg	
84-74-2	Di-n-butyl phthalate	ND	73	5.9	ug/kg	
117-84-0	Di-n-octyl phthalate	ND	73	9.1	ug/kg	
84-66-2	Diethyl phthalate	ND	73	7.8	ug/kg	
131-11-3	Dimethyl phthalate	ND	73	6.5	ug/kg	
117-81-7	bis(2-Ethylhexyl)phthalate	ND	73	8.5	ug/kg	
206-44-0	Fluoranthene	52.6	36	16	ug/kg	
86-73-7	Fluorene	ND	36	17	ug/kg	
118-74-1	Hexachlorobenzene	ND	73	9.2	ug/kg	
87-68-3	Hexachlorobutadiene [a]	ND	36	15	ug/kg	
77-47-4	Hexachlorocyclopentadiene	ND	360	14	ug/kg	
67-72-1	Hexachloroethane	ND	180	18	ug/kg	
193-39-5	Indeno(1,2,3-cd)pyrene	28.7	36	17	ug/kg	J
78-59-1	Isophorone	ND	73	7.8	ug/kg	
91-57-6	2-Methylnaphthalene	ND	36	8.2	ug/kg	
88-74-4	2-Nitroaniline [a]	ND	180	8.6	ug/kg	
99-09-2	3-Nitroaniline	ND	180	9.1	ug/kg	
100-01-6	4-Nitroaniline	ND	180	9.4	ug/kg	
91-20-3	Naphthalene	ND	36	10	ug/kg	
98-95-3	Nitrobenzene	ND	73	14	ug/kg	
621-64-7	N-Nitroso-di-n-propylamine [a]	ND	73	11	ug/kg	
86-30-6	N-Nitrosodiphenylamine	ND	180	13	ug/kg	
85-01-8	Phenanthrene	17.2	36	12	ug/kg	J
129-00-0	Pyrene	59.8	36	12	ug/kg	
95-94-3	1,2,4,5-Tetrachlorobenzene	ND	180	9.2	ug/kg	

CAS No.	Surrogate Recoveries	Run# 1	Run# 2	Limits
367-12-4	2-Fluorophenol	47%		10-109%

ND = Not detected MDL = Method Detection Limit
RL = Reporting Limit
E = Indicates value exceeds calibration range

J = Indicates an estimated value
B = Indicates analyte found in associated method blank
N = Indicates presumptive evidence of a compound

Report of Analysis

Client Sample ID:	TT-SB-06-5.0-7.0		
Lab Sample ID:	JD35782-3	**Date Sampled:**	11/22/21
Matrix:	SO - Soil	**Date Received:**	11/23/21
Method:	SW846 8270E SW846 3546	**Percent Solids:**	89.8
Project:	2nd Avenue and 33-39th Street, Brooklyn, NY		

ABN TCL List (SOM0 2.0)

CAS No.	Surrogate Recoveries	Run# 1	Run# 2	Limits
4165-62-2	Phenol-d5	49%		10-105%
118-79-6	2,4,6-Tribromophenol	84%		10-135%
4165-60-0	Nitrobenzene-d5	61%		10-119%
321-60-8	2-Fluorobiphenyl	58%		18-112%
1718-51-0	Terphenyl-d14	65%		18-125%

CAS No.	Tentatively Identified Compounds	R.T.	Est. Conc.	Units	Q
	Unknown	14.96	160	ug/kg	J
	Total TIC, Semi-Volatile		160	ug/kg	J

(a) Associated CCV outside of control limits high, sample was ND.

ND = Not detected MDL = Method Detection Limit
RL = Reporting Limit
E = Indicates value exceeds calibration range

J = Indicates an estimated value
B = Indicates analyte found in associated method blank
N = Indicates presumptive evidence of a compound

Report of Analysis

Client Sample ID:	TT-SB-06-5.0-7.0		
Lab Sample ID:	JD35782-3	**Date Sampled:**	11/22/21
Matrix:	SO - Soil	**Date Received:**	11/23/21
Method:	SW846 8270E BY SIM SW846 3546	**Percent Solids:**	89.8
Project:	2nd Avenue and 33-39th Street, Brooklyn, NY		

	File ID	DF	Analyzed	By	Prep Date	Prep Batch	Analytical Batch
Run #1	4M105029.D	1	12/11/21 01:10	KLS	11/29/21 09:30	OP36836A	E4M4881
Run #2							

	Initial Weight	Final Volume
Run #1	30.6 g	1.0 ml
Run #2		

CAS No.	Compound	Result	RL	MDL	Units	Q
123-91-1	1,4-Dioxane	ND	3.6	1.8	ug/kg	

CAS No.	Surrogate Recoveries	Run# 1	Run# 2	Limits
4165-60-0	Nitrobenzene-d5	57%		10-107%
321-60-8	2-Fluorobiphenyl	61%		17-91%
1718-51-0	Terphenyl-d14	68%		17-105%

ND = Not detected MDL = Method Detection Limit J = Indicates an estimated value
RL = Reporting Limit B = Indicates analyte found in associated method blank
E = Indicates value exceeds calibration range N = Indicates presumptive evidence of a compound

Report of Analysis

Client Sample ID:	TT-SB-06-5.0-7.0		
Lab Sample ID:	JD35782-3	**Date Sampled:**	11/22/21
Matrix:	SO - Soil	**Date Received:**	11/23/21
Method:	SW846 8151A SW846 3546	**Percent Solids:**	89.8
Project:	2nd Avenue and 33-39th Street, Brooklyn, NY		

	File ID	DF	Analyzed	By	Prep Date	Prep Batch	Analytical Batch
Run #1	3G134361.D	1	12/02/21 06:20	RK	11/30/21 09:50	OP36859	G3G4901
Run #2							

	Initial Weight	Final Volume
Run #1	15.3 g	5.0 ml
Run #2		

Herbicide List

CAS No.	Compound	Result	RL	MDL	Units	Q
94-75-7	2,4-D	ND	18	8.1	ug/kg	
93-72-1	2,4,5-TP (Silvex)	ND	3.6	2.1	ug/kg	
93-76-5	2,4,5-T [a]	ND	3.6	1.8	ug/kg	

CAS No.	Surrogate Recoveries	Run# 1	Run# 2	Limits
19719-28-9	2,4-DCAA	16%		10-125%
19719-28-9	2,4-DCAA	18%		10-125%

(a) Associated CCV outside of control limits high, sample was ND.

ND = Not detected MDL = Method Detection Limit
RL = Reporting Limit
E = Indicates value exceeds calibration range

J = Indicates an estimated value
B = Indicates analyte found in associated method blank
N = Indicates presumptive evidence of a compound

Report of Analysis

Client Sample ID:	TT-SB-06-5.0-7.0		
Lab Sample ID:	JD35782-3	**Date Sampled:**	11/22/21
Matrix:	SO - Soil	**Date Received:**	11/23/21
Method:	SW846 8081B SW846 3546	**Percent Solids:**	89.8
Project:	2nd Avenue and 33-39th Street, Brooklyn, NY		

	File ID	DF	Analyzed	By	Prep Date	Prep Batch	Analytical Batch
Run #1	1G171587.D	1	11/30/21 09:58	CP	11/27/21 10:05	OP36830	G1G5918
Run #2							

	Initial Weight	Final Volume
Run #1	16.0 g	10.0 ml
Run #2		

Pesticide TCL List

CAS No.	Compound	Result	RL	MDL	Units	Q
309-00-2	Aldrin	ND	0.70	0.57	ug/kg	
319-84-6	alpha-BHC	ND	0.70	0.57	ug/kg	
319-85-7	beta-BHC	ND	0.70	0.63	ug/kg	
319-86-8	delta-BHC	ND	0.70	0.67	ug/kg	
58-89-9	gamma-BHC (Lindane)	ND	0.70	0.51	ug/kg	
5103-71-9	alpha-Chlordane	ND	0.70	0.56	ug/kg	
5103-74-2	gamma-Chlordane	ND	0.70	0.32	ug/kg	
60-57-1	Dieldrin	ND	0.70	0.48	ug/kg	
72-54-8	4,4'-DDD	ND	0.70	0.64	ug/kg	
72-55-9	4,4'-DDE	ND	0.70	0.61	ug/kg	
50-29-3	4,4'-DDT	ND	0.70	0.62	ug/kg	
72-20-8	Endrin	ND	0.70	0.54	ug/kg	
1031-07-8	Endosulfan sulfate	ND	0.70	0.54	ug/kg	
7421-93-4	Endrin aldehyde	ND	0.70	0.39	ug/kg	
959-98-8	Endosulfan-I	ND	0.70	0.40	ug/kg	
33213-65-9	Endosulfan-II	ND	0.70	0.43	ug/kg	
76-44-8	Heptachlor	ND	0.70	0.60	ug/kg	
1024-57-3	Heptachlor epoxide	ND	0.70	0.49	ug/kg	
72-43-5	Methoxychlor	ND	1.4	0.55	ug/kg	
53494-70-5	Endrin ketone	ND	0.70	0.50	ug/kg	
8001-35-2	Toxaphene	ND	17	16	ug/kg	

CAS No.	Surrogate Recoveries	Run# 1	Run# 2	Limits
877-09-8	Tetrachloro-m-xylene	71%		27-138%
877-09-8	Tetrachloro-m-xylene	66%		27-138%
2051-24-3	Decachlorobiphenyl	60%		10-179%
2051-24-3	Decachlorobiphenyl	77%		10-179%

ND = Not detected MDL = Method Detection Limit
RL = Reporting Limit
E = Indicates value exceeds calibration range

J = Indicates an estimated value
B = Indicates analyte found in associated method blank
N = Indicates presumptive evidence of a compound

Report of Analysis

Client Sample ID:	TT-SB-06-5.0-7.0		
Lab Sample ID:	JD35782-3	**Date Sampled:**	11/22/21
Matrix:	SO - Soil	**Date Received:**	11/23/21
Method:	SW846 8082A SW846 3546	**Percent Solids:**	89.8
Project:	2nd Avenue and 33-39th Street, Brooklyn, NY		

	File ID	DF	Analyzed	By	Prep Date	Prep Batch	Analytical Batch
Run #1	XX2475134.D	1	12/02/21 05:56	TL	11/27/21 10:05	OP36831	GXX7671
Run #2							

	Initial Weight	Final Volume
Run #1	16.0 g	10.0 ml
Run #2		

PCB List

CAS No.	Compound	Result	RL	MDL	Units	Q
12674-11-2	Aroclor 1016	ND	35	16	ug/kg	
11104-28-2	Aroclor 1221	ND	35	22	ug/kg	
11141-16-5	Aroclor 1232	ND	35	22	ug/kg	
53469-21-9	Aroclor 1242	ND	35	14	ug/kg	
12672-29-6	Aroclor 1248	ND	35	31	ug/kg	
11097-69-1	Aroclor 1254	ND	35	19	ug/kg	
11096-82-5	Aroclor 1260	ND	35	15	ug/kg	
11100-14-4	Aroclor 1268	ND	35	15	ug/kg	
37324-23-5	Aroclor 1262	ND	35	23	ug/kg	

CAS No.	Surrogate Recoveries	Run# 1	Run# 2	Limits
877-09-8	Tetrachloro-m-xylene	77%		24-152%
877-09-8	Tetrachloro-m-xylene	77%		24-152%
2051-24-3	Decachlorobiphenyl	79%		10-172%
2051-24-3	Decachlorobiphenyl	71%		10-172%

ND = Not detected MDL = Method Detection Limit
RL = Reporting Limit
E = Indicates value exceeds calibration range

J = Indicates an estimated value
B = Indicates analyte found in associated method blank
N = Indicates presumptive evidence of a compound

Report of Analysis

Client Sample ID:	TT-SB-06-5.0-7.0		
Lab Sample ID:	JD35782-3	**Date Sampled:**	11/22/21
Matrix:	SO - Soil	**Date Received:**	11/23/21
		Percent Solids:	89.8
Project:	2nd Avenue and 33-39th Street, Brooklyn, NY		

Metals Analysis

Analyte	Result	RL	Units	DF	Prep	Analyzed	By	Method	Prep Method
Aluminum	4600	55	mg/kg	1	12/01/21	12/02/21	ND	SW846 6010D [2]	SW846 3050B [4]
Antimony	< 2.2	2.2	mg/kg	1	12/01/21	12/02/21	ND	SW846 6010D [2]	SW846 3050B [4]
Arsenic	2.2	2.2	mg/kg	1	12/01/21	12/02/21	ND	SW846 6010D [2]	SW846 3050B [4]
Barium	37.1	22	mg/kg	1	12/01/21	12/02/21	ND	SW846 6010D [2]	SW846 3050B [4]
Beryllium	0.53	0.22	mg/kg	1	12/01/21	12/02/21	ND	SW846 6010D [2]	SW846 3050B [4]
Cadmium	< 0.55	0.55	mg/kg	1	12/01/21	12/02/21	ND	SW846 6010D [2]	SW846 3050B [4]
Calcium	2290	550	mg/kg	1	12/01/21	12/02/21	ND	SW846 6010D [2]	SW846 3050B [4]
Chromium	11.7	1.1	mg/kg	1	12/01/21	12/02/21	ND	SW846 6010D [2]	SW846 3050B [4]
Cobalt	< 5.5	5.5	mg/kg	1	12/01/21	12/02/21	ND	SW846 6010D [2]	SW846 3050B [4]
Copper	10.5	2.7	mg/kg	1	12/01/21	12/02/21	ND	SW846 6010D [2]	SW846 3050B [4]
Iron	8890	55	mg/kg	1	12/01/21	12/02/21	ND	SW846 6010D [2]	SW846 3050B [4]
Lead	15.8	2.2	mg/kg	1	12/01/21	12/02/21	ND	SW846 6010D [2]	SW846 3050B [4]
Magnesium	2240	550	mg/kg	1	12/01/21	12/02/21	ND	SW846 6010D [2]	SW846 3050B [4]
Manganese	170	1.6	mg/kg	1	12/01/21	12/02/21	ND	SW846 6010D [2]	SW846 3050B [4]
Mercury	0.070	0.031	mg/kg	1	11/29/21	11/29/21	SB	SW846 7471B [1]	SW846 7471B [3]
Nickel	16.9	4.4	mg/kg	1	12/01/21	12/02/21	ND	SW846 6010D [2]	SW846 3050B [4]
Potassium	< 1100	1100	mg/kg	1	12/01/21	12/02/21	ND	SW846 6010D [2]	SW846 3050B [4]
Selenium	< 2.2	2.2	mg/kg	1	12/01/21	12/02/21	ND	SW846 6010D [2]	SW846 3050B [4]
Silver	< 0.55	0.55	mg/kg	1	12/01/21	12/02/21	ND	SW846 6010D [2]	SW846 3050B [4]
Sodium	< 1100	1100	mg/kg	1	12/01/21	12/02/21	ND	SW846 6010D [2]	SW846 3050B [4]
Thallium	< 1.1	1.1	mg/kg	1	12/01/21	12/02/21	ND	SW846 6010D [2]	SW846 3050B [4]
Vanadium	17.0	5.5	mg/kg	1	12/01/21	12/02/21	ND	SW846 6010D [2]	SW846 3050B [4]
Zinc	32.4	5.5	mg/kg	1	12/01/21	12/02/21	ND	SW846 6010D [2]	SW846 3050B [4]

(1) Instrument QC Batch: MA51494
(2) Instrument QC Batch: MA51527
(3) Prep QC Batch: MP30055
(4) Prep QC Batch: MP30089

RL = Reporting Limit

Report of Analysis

Client Sample ID:	TT-SB-06-5.0-7.0		
Lab Sample ID:	JD35782-3	**Date Sampled:**	11/22/21
Matrix:	SO - Soil	**Date Received:**	11/23/21
		Percent Solids:	89.8
Project:	2nd Avenue and 33-39th Street, Brooklyn, NY		

General Chemistry

Analyte	Result	RL	Units	DF	Analyzed	By	Method
Cyanide [a]	< 0.22	0.22	mg/kg	1	12/08/21 21:41	EB	SW846 9012B/LACHAT
Solids, Percent	89.8		%	1	11/29/21 16:30	BG	SM2540 G 18TH ED MOD

(a) Sample prepped within holding time, but run out of holding time.

RL = Reporting Limit

Report of Analysis

Client Sample ID:	TT-SB-06-5.0-7.0		
Lab Sample ID:	JD35782-3A	**Date Sampled:**	11/22/21
Matrix:	SO - Soil	**Date Received:**	11/23/21
Method:	EPA 537M BY ID IN HOUSE	**Percent Solids:**	89.8
Project:	2nd Avenue and 33-39th Street, Brooklyn, NY		

	File ID	DF	Analyzed	By	Prep Date	Prep Batch	Analytical Batch
Run #1 [a]	3Q50786.D	1	12/18/21 13:56	AFL	12/10/21 15:00	F:OP88771	F:S3Q712
Run #2							

	Initial Weight	Final Volume
Run #1	2.10 g	1.0 ml
Run #2		

PFAS List

CAS No.	Compound	Result	RL	MDL	Units	Q
PERFLUOROALKYLCARBOXYLIC ACIDS						
375-22-4	Perfluorobutanoic acid	ND	1.1	0.40	ug/kg	
2706-90-3	Perfluoropentanoic acid	ND	0.53	0.27	ug/kg	
307-24-4	Perfluorohexanoic acid	ND	0.53	0.27	ug/kg	
375-85-9	Perfluoroheptanoic acid	ND	0.53	0.27	ug/kg	
335-67-1	Perfluorooctanoic acid	ND	0.53	0.27	ug/kg	
375-95-1	Perfluorononanoic acid	ND	0.53	0.27	ug/kg	
335-76-2	Perfluorodecanoic acid	ND	0.53	0.27	ug/kg	
2058-94-8	Perfluoroundecanoic acid	ND	0.53	0.27	ug/kg	
307-55-1	Perfluorododecanoic acid	ND	0.53	0.27	ug/kg	
72629-94-8	Perfluorotridecanoic acid	ND	0.53	0.28	ug/kg	
376-06-7	Perfluorotetradecanoic acid	ND	0.53	0.27	ug/kg	
PERFLUOROALKYLSULFONIC ACIDS						
375-73-5	Perfluorobutanesulfonic acid	ND	0.53	0.27	ug/kg	
355-46-4	Perfluorohexanesulfonic acid	ND	0.53	0.27	ug/kg	
375-92-8	Perfluoroheptanesulfonic acid	ND	0.53	0.27	ug/kg	
1763-23-1	Perfluorooctanesulfonic acid	ND	0.53	0.27	ug/kg	
335-77-3	Perfluorodecanesulfonic acid	ND	0.53	0.27	ug/kg	
PERFLUOROOCTANESULFONAMIDES						
754-91-6	PFOSA	ND	0.53	0.27	ug/kg	
PERFLUOROOCTANESULFONAMIDOACETIC ACIDS						
2355-31-9	MeFOSAA	ND	1.1	0.53	ug/kg	
2991-50-6	EtFOSAA	ND	1.1	0.53	ug/kg	
FLUOROTELOMER SULFONATES						
27619-97-2	6:2 Fluorotelomer sulfonate	ND	1.1	0.27	ug/kg	
39108-34-4	8:2 Fluorotelomer sulfonate	ND	1.1	0.27	ug/kg	

ND = Not detected MDL = Method Detection Limit J = Indicates an estimated value
RL = Reporting Limit B = Indicates analyte found in associated method blank
E = Indicates value exceeds calibration range N = Indicates presumptive evidence of a compound

Report of Analysis

Client Sample ID:	TT-SB-06-5.0-7.0		
Lab Sample ID:	JD35782-3A	**Date Sampled:**	11/22/21
Matrix:	SO - Soil	**Date Received:**	11/23/21
Method:	EPA 537M BY ID IN HOUSE	**Percent Solids:**	89.8
Project:	2nd Avenue and 33-39th Street, Brooklyn, NY		

PFAS List

CAS No.	ID Standard Recoveries	Run# 1	Run# 2	Limits
	13C4-PFBA	95%		40-140%
	13C5-PFPeA	98%		50-150%
	13C5-PFHxA	101%		50-150%
	13C4-PFHpA	103%		50-150%
	13C8-PFOA	102%		50-150%
	13C9-PFNA	103%		50-150%
	13C6-PFDA	109%		50-150%
	13C7-PFUnDA	107%		40-140%
	13C2-PFDoDA	112%		40-140%
	13C2-PFTeDA	117%		30-130%
	13C3-PFBS	99%		50-150%
	13C3-PFHxS	100%		50-150%
	13C8-PFOS	100%		50-150%
	13C8-FOSA	68%		30-130%
	d3-MeFOSAA	126%		40-140%
	d5-EtFOSAA	127%		40-140%
	13C2-6:2FTS	97%		50-150%
	13C2-8:2FTS	100%		50-150%

(a) Analysis performed at SGS Orlando, FL.

ND = Not detected MDL = Method Detection Limit
RL = Reporting Limit
E = Indicates value exceeds calibration range

J = Indicates an estimated value
B = Indicates analyte found in associated method blank
N = Indicates presumptive evidence of a compound

Report of Analysis

Client Sample ID:	TT-SB-07-6.0-8.0		
Lab Sample ID:	JD35782-4	**Date Sampled:**	11/22/21
Matrix:	SO - Soil	**Date Received:**	11/23/21
Method:	SW846 8260D SW846 5035	**Percent Solids:**	88.6
Project:	2nd Avenue and 33-39th Street, Brooklyn, NY		

	File ID	DF	Analyzed	By	Prep Date	Prep Batch	Analytical Batch
Run #1	I240194.D	1	11/29/21 17:07	PS	11/24/21 08:00	n/a	VI9766
Run #2							

	Initial Weight
Run #1	5.3 g
Run #2	

VOA TCL List

CAS No.	Compound	Result	RL	MDL	Units	Q
67-64-1	Acetone	8.9	11	4.4	ug/kg	J
71-43-2	Benzene	3.8	0.53	0.48	ug/kg	
74-97-5	Bromochloromethane	ND	5.3	0.60	ug/kg	
75-27-4	Bromodichloromethane	ND	2.1	0.46	ug/kg	
75-25-2	Bromoform	ND	5.3	1.4	ug/kg	
74-83-9	Bromomethane	ND	5.3	0.81	ug/kg	
78-93-3	2-Butanone (MEK)	ND	11	2.6	ug/kg	
75-15-0	Carbon disulfide	0.68	2.1	0.57	ug/kg	J
56-23-5	Carbon tetrachloride	ND	2.1	0.66	ug/kg	
108-90-7	Chlorobenzene	ND	2.1	0.49	ug/kg	
75-00-3	Chloroethane [a]	ND	5.3	0.63	ug/kg	
67-66-3	Chloroform	ND	2.1	0.55	ug/kg	
74-87-3	Chloromethane	ND	5.3	2.1	ug/kg	
110-82-7	Cyclohexane	ND	2.1	0.70	ug/kg	
96-12-8	1,2-Dibromo-3-chloropropane	ND	2.1	0.74	ug/kg	
124-48-1	Dibromochloromethane	ND	2.1	0.60	ug/kg	
106-93-4	1,2-Dibromoethane	ND	1.1	0.45	ug/kg	
95-50-1	1,2-Dichlorobenzene [b]	ND	1.1	0.58	ug/kg	
541-73-1	1,3-Dichlorobenzene [b]	ND	1.1	0.53	ug/kg	
106-46-7	1,4-Dichlorobenzene	ND	1.1	0.53	ug/kg	
75-71-8	Dichlorodifluoromethane	ND	5.3	0.77	ug/kg	
75-34-3	1,1-Dichloroethane	ND	1.1	0.53	ug/kg	
107-06-2	1,2-Dichloroethane	ND	1.1	0.50	ug/kg	
75-35-4	1,1-Dichloroethene	ND	1.1	0.70	ug/kg	
156-59-2	cis-1,2-Dichloroethene	ND	1.1	0.89	ug/kg	
156-60-5	trans-1,2-Dichloroethene	ND	1.1	0.65	ug/kg	
78-87-5	1,2-Dichloropropane	ND	2.1	0.50	ug/kg	
10061-01-5	cis-1,3-Dichloropropene	ND	2.1	0.51	ug/kg	
10061-02-6	trans-1,3-Dichloropropene	ND	2.1	0.49	ug/kg	
100-41-4	Ethylbenzene	ND	1.1	0.48	ug/kg	
76-13-1	Freon 113	ND	5.3	2.8	ug/kg	
591-78-6	2-Hexanone	ND	5.3	2.3	ug/kg	

ND = Not detected MDL = Method Detection Limit
RL = Reporting Limit
E = Indicates value exceeds calibration range

J = Indicates an estimated value
B = Indicates analyte found in associated method blank
N = Indicates presumptive evidence of a compound

Report of Analysis

Client Sample ID:	TT-SB-07-6.0-8.0		
Lab Sample ID:	JD35782-4	**Date Sampled:**	11/22/21
Matrix:	SO - Soil	**Date Received:**	11/23/21
Method:	SW846 8260D SW846 5035	**Percent Solids:**	88.6
Project:	2nd Avenue and 33-39th Street, Brooklyn, NY		

VOA TCL List

CAS No.	Compound	Result	RL	MDL	Units	Q
98-82-8	Isopropylbenzene	ND	2.1	1.5	ug/kg	
79-20-9	Methyl Acetate	ND	5.3	1.5	ug/kg	
108-87-2	Methylcyclohexane	ND	2.1	0.93	ug/kg	
1634-04-4	Methyl Tert Butyl Ether	ND	1.1	0.50	ug/kg	
108-10-1	4-Methyl-2-pentanone(MIBK)	ND	5.3	2.4	ug/kg	
75-09-2	Methylene chloride	ND	5.3	2.8	ug/kg	
100-42-5	Styrene	ND	2.1	0.43	ug/kg	
79-34-5	1,1,2,2-Tetrachloroethane	ND	2.1	0.64	ug/kg	
127-18-4	Tetrachloroethene	ND	2.1	0.62	ug/kg	
108-88-3	Toluene	1.5	1.1	0.56	ug/kg	
87-61-6	1,2,3-Trichlorobenzene	ND	5.3	2.7	ug/kg	
120-82-1	1,2,4-Trichlorobenzene	ND	5.3	2.7	ug/kg	
71-55-6	1,1,1-Trichloroethane	ND	2.1	0.51	ug/kg	
79-00-5	1,1,2-Trichloroethane	ND	2.1	0.59	ug/kg	
79-01-6	Trichloroethene	ND	1.1	0.81	ug/kg	
75-69-4	Trichlorofluoromethane [c]	ND	5.3	0.73	ug/kg	
75-01-4	Vinyl chloride	ND	2.1	0.51	ug/kg	
	m,p-Xylene	ND	1.1	0.95	ug/kg	
95-47-6	o-Xylene	ND	1.1	0.49	ug/kg	
1330-20-7	Xylene (total)	ND	1.1	0.49	ug/kg	

CAS No.	Surrogate Recoveries	Run# 1	Run# 2	Limits
1868-53-7	Dibromofluoromethane	97%		72-130%
17060-07-0	1,2-Dichloroethane-D4	95%		75-131%
2037-26-5	Toluene-D8	88%		81-121%
460-00-4	4-Bromofluorobenzene	97%		60-141%

CAS No.	Tentatively Identified Compounds	R.T.	Est. Conc.	Units	Q
	Total TIC, Volatile		0	ug/kg	

(a) Associated CCV outside of control limits high, sample was ND.
(b) This compound in blank spike is outside in house QC limits bias high.
(c) Associated CCV outside of control limits high, sample was ND. This compound in blank spike is outside in house QC limits bias high.

ND = Not detected MDL = Method Detection Limit J = Indicates an estimated value
RL = Reporting Limit B = Indicates analyte found in associated method blank
E = Indicates value exceeds calibration range N = Indicates presumptive evidence of a compound

Report of Analysis

Client Sample ID:	TT-SB-07-6.0-8.0		
Lab Sample ID:	JD35782-4	**Date Sampled:**	11/22/21
Matrix:	SO - Soil	**Date Received:**	11/23/21
Method:	SW846 8270E SW846 3546	**Percent Solids:**	88.6
Project:	2nd Avenue and 33-39th Street, Brooklyn, NY		

	File ID	DF	Analyzed	By	Prep Date	Prep Batch	Analytical Batch
Run #1	M176767.D	1	12/03/21 08:37	CS	11/29/21 09:30	OP36836	EM7598
Run #2	M176785.D	2	12/04/21 06:21	CS	11/29/21 09:30	OP36836	EM7599

	Initial Weight	Final Volume
Run #1	30.1 g	1.0 ml
Run #2	30.1 g	1.0 ml

ABN TCL List (SOM0 2.0)

CAS No.	Compound	Result	RL	MDL	Units	Q
95-57-8	2-Chlorophenol	ND	75	19	ug/kg	
59-50-7	4-Chloro-3-methyl phenol	ND	190	23	ug/kg	
120-83-2	2,4-Dichlorophenol	ND	190	32	ug/kg	
105-67-9	2,4-Dimethylphenol	ND	190	67	ug/kg	
51-28-5	2,4-Dinitrophenol [a]	ND	190	140	ug/kg	
534-52-1	4,6-Dinitro-o-cresol [a]	ND	190	40	ug/kg	
95-48-7	2-Methylphenol	ND	75	24	ug/kg	
	3&4-Methylphenol	ND	75	31	ug/kg	
88-75-5	2-Nitrophenol [a]	ND	190	25	ug/kg	
100-02-7	4-Nitrophenol	ND	370	100	ug/kg	
87-86-5	Pentachlorophenol	ND	150	35	ug/kg	
108-95-2	Phenol	ND	75	20	ug/kg	
58-90-2	2,3,4,6-Tetrachlorophenol	ND	190	25	ug/kg	
95-95-4	2,4,5-Trichlorophenol	ND	190	28	ug/kg	
88-06-2	2,4,6-Trichlorophenol	ND	190	22	ug/kg	
83-32-9	Acenaphthene	307	37	13	ug/kg	
208-96-8	Acenaphthylene	203	37	19	ug/kg	
98-86-2	Acetophenone [b]	23.5	190	8.1	ug/kg	J
120-12-7	Anthracene	790	37	23	ug/kg	
1912-24-9	Atrazine [a]	ND	75	16	ug/kg	
56-55-3	Benzo(a)anthracene	2120	37	11	ug/kg	
50-32-8	Benzo(a)pyrene	1850	37	17	ug/kg	
205-99-2	Benzo(b)fluoranthene	2370	37	17	ug/kg	
191-24-2	Benzo(g,h,i)perylene	1050	37	19	ug/kg	
207-08-9	Benzo(k)fluoranthene	902	37	18	ug/kg	
101-55-3	4-Bromophenyl phenyl ether	ND	75	14	ug/kg	
85-68-7	Butyl benzyl phthalate	ND	75	9.1	ug/kg	
92-52-4	1,1'-Biphenyl	37.9	75	5.1	ug/kg	J
100-52-7	Benzaldehyde	ND	190	9.3	ug/kg	
91-58-7	2-Chloronaphthalene	ND	75	8.9	ug/kg	
106-47-8	4-Chloroaniline	ND	190	13	ug/kg	
86-74-8	Carbazole	273	75	5.4	ug/kg	

ND = Not detected MDL = Method Detection Limit
RL = Reporting Limit
E = Indicates value exceeds calibration range

J = Indicates an estimated value
B = Indicates analyte found in associated method blank
N = Indicates presumptive evidence of a compound

Report of Analysis

Client Sample ID:	TT-SB-07-6.0-8.0		
Lab Sample ID:	JD35782-4	**Date Sampled:**	11/22/21
Matrix:	SO - Soil	**Date Received:**	11/23/21
Method:	SW846 8270E SW846 3546	**Percent Solids:**	88.6
Project:	2nd Avenue and 33-39th Street, Brooklyn, NY		

ABN TCL List (SOM0 2.0)

CAS No.	Compound	Result	RL	MDL	Units	Q
105-60-2	Caprolactam	ND	75	15	ug/kg	
218-01-9	Chrysene	2330	37	12	ug/kg	
111-91-1	bis(2-Chloroethoxy)methane	ND	75	8.0	ug/kg	
111-44-4	bis(2-Chloroethyl)ether	ND	75	16	ug/kg	
108-60-1	2,2'-Oxybis(1-chloropropane)	ND	75	13	ug/kg	
7005-72-3	4-Chlorophenyl phenyl ether	ND	75	12	ug/kg	
121-14-2	2,4-Dinitrotoluene [a]	ND	37	12	ug/kg	
606-20-2	2,6-Dinitrotoluene	ND	37	19	ug/kg	
91-94-1	3,3'-Dichlorobenzidine	ND	75	31	ug/kg	
123-91-1	1,4-Dioxane	ND	37	25	ug/kg	
53-70-3	Dibenzo(a,h)anthracene	338	37	17	ug/kg	
132-64-9	Dibenzofuran	223	75	15	ug/kg	
84-74-2	Di-n-butyl phthalate	ND	75	6.1	ug/kg	
117-84-0	Di-n-octyl phthalate	ND	75	9.3	ug/kg	
84-66-2	Diethyl phthalate	ND	75	8.0	ug/kg	
131-11-3	Dimethyl phthalate	ND	75	6.7	ug/kg	
117-81-7	bis(2-Ethylhexyl)phthalate	173	75	8.8	ug/kg	
206-44-0	Fluoranthene	3770 [c]	75	33	ug/kg	
86-73-7	Fluorene	243	37	17	ug/kg	
118-74-1	Hexachlorobenzene	ND	75	9.5	ug/kg	
87-68-3	Hexachlorobutadiene [a]	ND	37	15	ug/kg	
77-47-4	Hexachlorocyclopentadiene	ND	370	15	ug/kg	
67-72-1	Hexachloroethane	ND	190	19	ug/kg	
193-39-5	Indeno(1,2,3-cd)pyrene	1350	37	18	ug/kg	
78-59-1	Isophorone	ND	75	8.0	ug/kg	
91-57-6	2-Methylnaphthalene	139	37	8.5	ug/kg	
88-74-4	2-Nitroaniline [a]	ND	190	8.8	ug/kg	
99-09-2	3-Nitroaniline	ND	190	9.4	ug/kg	
100-01-6	4-Nitroaniline	ND	190	9.7	ug/kg	
91-20-3	Naphthalene	245	37	11	ug/kg	
98-95-3	Nitrobenzene	ND	75	14	ug/kg	
621-64-7	N-Nitroso-di-n-propylamine [a]	ND	75	11	ug/kg	
86-30-6	N-Nitrosodiphenylamine	ND	190	14	ug/kg	
85-01-8	Phenanthrene	2680	37	13	ug/kg	
129-00-0	Pyrene	3930 [c]	75	24	ug/kg	
95-94-3	1,2,4,5-Tetrachlorobenzene	ND	190	9.5	ug/kg	

CAS No.	Surrogate Recoveries	Run# 1	Run# 2	Limits
367-12-4	2-Fluorophenol	54%	51%	10-109%

ND = Not detected MDL = Method Detection Limit
RL = Reporting Limit
E = Indicates value exceeds calibration range

J = Indicates an estimated value
B = Indicates analyte found in associated method blank
N = Indicates presumptive evidence of a compound

Report of Analysis

Client Sample ID:	TT-SB-07-6.0-8.0		
Lab Sample ID:	JD35782-4	**Date Sampled:**	11/22/21
Matrix:	SO - Soil	**Date Received:**	11/23/21
Method:	SW846 8270E SW846 3546	**Percent Solids:**	88.6
Project:	2nd Avenue and 33-39th Street, Brooklyn, NY		

ABN TCL List (SOM0 2.0)

CAS No.	Surrogate Recoveries	Run# 1	Run# 2	Limits
4165-62-2	Phenol-d5	56%	56%	10-105%
118-79-6	2,4,6-Tribromophenol	77%	77%	10-135%
4165-60-0	Nitrobenzene-d5	74%	67%	10-119%
321-60-8	2-Fluorobiphenyl	63%	64%	18-112%
1718-51-0	Terphenyl-d14	68%	63%	18-125%

CAS No.	Tentatively Identified Compounds	R.T.	Est. Conc.	Units	Q
	system artifact/aldol-condensation	3.30	1200	ug/kg	J
	C3 alkyl benzene	4.43	250	ug/kg	J
132-65-0	Dibenzothiophene	10.42	210	ug/kg	JN
	Phenanthrene methyl	11.61	490	ug/kg	J
	Phenanthrene methyl	11.65	610	ug/kg	J
	Anthracene methyl	11.74	240	ug/kg	J
	unknown	11.79	810	ug/kg	J
	Anthracene methyl	11.85	390	ug/kg	J
	Naphthalene phenyl	12.22	660	ug/kg	J
	Phenanthrene dimethyl	12.71	420	ug/kg	J
	Phenanthrene dimethyl	12.76	420	ug/kg	J
	Phenanthrene dimethyl	12.82	420	ug/kg	J
	Phenanthrene dimethyl	12.88	510	ug/kg	J
	unknown	13.07	260	ug/kg	J
	Pyrene methyl	14.09	280	ug/kg	J
	Pyrene methyl	14.22	230	ug/kg	J
	unknown	15.10	210	ug/kg	J
	Benzo[b]naphtho[-d]thiophene	15.30	210	ug/kg	J
	unknown	15.37	290	ug/kg	J
	alkane	17.18	450	ug/kg	J
	unknown PAH substance	17.97	620	ug/kg	J
	unknown PAH substance	18.26	1400	ug/kg	J
	unknown	19.37	300	ug/kg	J
	unknown	19.84	580	ug/kg	J
	unknown	19.98	270	ug/kg	J
	Total TIC, Semi-Volatile		10530	ug/kg	J

(a) Associated CCV outside of control limits high, sample was ND.
(b) Associated CCV outside of control limits high. Estimated value, due to corresponding failure in the batch associated CCV.
(c) Result is from Run# 2

ND = Not detected MDL = Method Detection Limit
RL = Reporting Limit
E = Indicates value exceeds calibration range

J = Indicates an estimated value
B = Indicates analyte found in associated method blank
N = Indicates presumptive evidence of a compound

Report of Analysis

Client Sample ID:	TT-SB-07-6.0-8.0		
Lab Sample ID:	JD35782-4	**Date Sampled:**	11/22/21
Matrix:	SO - Soil	**Date Received:**	11/23/21
Method:	SW846 8270E BY SIM SW846 3546	**Percent Solids:**	88.6
Project:	2nd Avenue and 33-39th Street, Brooklyn, NY		

	File ID	DF	Analyzed	By	Prep Date	Prep Batch	Analytical Batch
Run #1	4M105032.D	1	12/11/21 02:11	KLS	11/29/21 09:30	OP36836A	E4M4881
Run #2							

	Initial Weight	Final Volume
Run #1	30.1 g	1.0 ml
Run #2		

CAS No.	Compound	Result	RL	MDL	Units	Q
123-91-1	1,4-Dioxane	ND	3.7	1.9	ug/kg	

CAS No.	Surrogate Recoveries	Run# 1	Run# 2	Limits
4165-60-0	Nitrobenzene-d5	49%		10-107%
321-60-8	2-Fluorobiphenyl	49%		17-91%
1718-51-0	Terphenyl-d14	39%		17-105%

ND = Not detected MDL = Method Detection Limit J = Indicates an estimated value
RL = Reporting Limit B = Indicates analyte found in associated method blank
E = Indicates value exceeds calibration range N = Indicates presumptive evidence of a compound

Report of Analysis

Client Sample ID:	TT-SB-07-6.0-8.0		
Lab Sample ID:	JD35782-4	**Date Sampled:**	11/22/21
Matrix:	SO - Soil	**Date Received:**	11/23/21
Method:	SW846 8151A SW846 3546	**Percent Solids:**	88.6
Project:	2nd Avenue and 33-39th Street, Brooklyn, NY		

	File ID	DF	Analyzed	By	Prep Date	Prep Batch	Analytical Batch
Run #1 [a]	3G134391.D	4	12/04/21 03:06	RK	11/30/21 09:50	OP36859	G3G4902
Run #2							

	Initial Weight	Final Volume
Run #1	15.2 g	5.0 ml
Run #2		

Herbicide List

CAS No.	Compound	Result	RL	MDL	Units	Q
94-75-7	2,4-D	ND	74	33	ug/kg	
93-72-1	2,4,5-TP (Silvex)	ND	15	8.4	ug/kg	
93-76-5	2,4,5-T	ND	15	7.4	ug/kg	

CAS No.	Surrogate Recoveries	Run# 1	Run# 2	Limits
19719-28-9	2,4-DCAA	10%		10-125%
19719-28-9	2,4-DCAA	4% [b]		10-125%

(a) Had TBA cleanup. Dilution required due to matrix interference.
(b) Outside control limits due to matrix interference and dilution.

ND = Not detected MDL = Method Detection Limit
RL = Reporting Limit
E = Indicates value exceeds calibration range

J = Indicates an estimated value
B = Indicates analyte found in associated method blank
N = Indicates presumptive evidence of a compound

Report of Analysis

Client Sample ID:	TT-SB-07-6.0-8.0		
Lab Sample ID:	JD35782-4	**Date Sampled:**	11/22/21
Matrix:	SO - Soil	**Date Received:**	11/23/21
Method:	SW846 8081B SW846 3546	**Percent Solids:**	88.6
Project:	2nd Avenue and 33-39th Street, Brooklyn, NY		

	File ID	DF	Analyzed	By	Prep Date	Prep Batch	Analytical Batch
Run #1	1G171589.D	1	11/30/21 10:34	CP	11/27/21 10:05	OP36830	G1G5918
Run #2 [a]	1G171670.D	5	12/02/21 00:11	CP	11/27/21 10:05	OP36830	G1G5922

	Initial Weight	Final Volume
Run #1	16.2 g	10.0 ml
Run #2	16.2 g	10.0 ml

Pesticide TCL List

CAS No.	Compound	Result	RL	MDL	Units	Q
309-00-2	Aldrin [b]	2.1	0.70	0.57	ug/kg	
319-84-6	alpha-BHC [b]	1.1	0.70	0.57	ug/kg	
319-85-7	beta-BHC	ND	0.70	0.63	ug/kg	
319-86-8	delta-BHC	ND	0.70	0.67	ug/kg	
58-89-9	gamma-BHC (Lindane) [b]	9.5	0.70	0.51	ug/kg	
5103-71-9	alpha-Chlordane	21.3	0.70	0.56	ug/kg	
5103-74-2	gamma-Chlordane	23.5	0.70	0.32	ug/kg	
60-57-1	Dieldrin [b]	1.0	0.70	0.48	ug/kg	
72-54-8	4,4'-DDD [b]	5.7	0.70	0.64	ug/kg	
72-55-9	4,4'-DDE	4.1	0.70	0.61	ug/kg	
50-29-3	4,4'-DDT [b]	4.2	0.70	0.62	ug/kg	
72-20-8	Endrin	ND	0.70	0.54	ug/kg	
1031-07-8	Endosulfan sulfate	ND	0.70	0.54	ug/kg	
7421-93-4	Endrin aldehyde	ND	0.70	0.40	ug/kg	
959-98-8	Endosulfan-I	ND	0.70	0.40	ug/kg	
33213-65-9	Endosulfan-II	ND	0.70	0.43	ug/kg	
76-44-8	Heptachlor	ND	0.70	0.60	ug/kg	
1024-57-3	Heptachlor epoxide	1.5	0.70	0.49	ug/kg	
72-43-5	Methoxychlor	ND	1.4	0.55	ug/kg	
53494-70-5	Endrin ketone [b]	3.3	0.70	0.50	ug/kg	
8001-35-2	Toxaphene	ND	17	16	ug/kg	

CAS No.	Surrogate Recoveries	Run# 1	Run# 2	Limits
877-09-8	Tetrachloro-m-xylene	76%	79%	27-138%
877-09-8	Tetrachloro-m-xylene	72%	76%	27-138%
2051-24-3	Decachlorobiphenyl	104%	117%	10-179%
2051-24-3	Decachlorobiphenyl	259% [c]	303% [c]	10-179%

(a) Confirmation run.
(b) More than 40 % RPD for detected concentrations between the two GC columns.
(c) Outside control limits due to matrix interference.

ND = Not detected MDL = Method Detection Limit
RL = Reporting Limit
E = Indicates value exceeds calibration range
J = Indicates an estimated value
B = Indicates analyte found in associated method blank
N = Indicates presumptive evidence of a compound

Report of Analysis

Client Sample ID:	TT-SB-07-6.0-8.0		
Lab Sample ID:	JD35782-4	**Date Sampled:**	11/22/21
Matrix:	SO - Soil	**Date Received:**	11/23/21
Method:	SW846 8082A SW846 3546	**Percent Solids:**	88.6
Project:	2nd Avenue and 33-39th Street, Brooklyn, NY		

	File ID	DF	Analyzed	By	Prep Date	Prep Batch	Analytical Batch
Run #1	XX2475135.D	1	12/02/21 06:13	TL	11/27/21 10:05	OP36831	GXX7671
Run #2							

	Initial Weight	Final Volume
Run #1	16.2 g	10.0 ml
Run #2		

PCB List

CAS No.	Compound	Result	RL	MDL	Units	Q
12674-11-2	Aroclor 1016	ND	35	16	ug/kg	
11104-28-2	Aroclor 1221	ND	35	22	ug/kg	
11141-16-5	Aroclor 1232	ND	35	22	ug/kg	
53469-21-9	Aroclor 1242	ND	35	14	ug/kg	
12672-29-6	Aroclor 1248	ND	35	31	ug/kg	
11097-69-1	Aroclor 1254	ND	35	19	ug/kg	
11096-82-5	Aroclor 1260	ND	35	15	ug/kg	
11100-14-4	Aroclor 1268	ND	35	15	ug/kg	
37324-23-5	Aroclor 1262	ND	35	23	ug/kg	

CAS No.	Surrogate Recoveries	Run# 1	Run# 2	Limits
877-09-8	Tetrachloro-m-xylene	75%		24-152%
877-09-8	Tetrachloro-m-xylene	82%		24-152%
2051-24-3	Decachlorobiphenyl	96%		10-172%
2051-24-3	Decachlorobiphenyl	86%		10-172%

ND = Not detected MDL = Method Detection Limit
RL = Reporting Limit
E = Indicates value exceeds calibration range

J = Indicates an estimated value
B = Indicates analyte found in associated method blank
N = Indicates presumptive evidence of a compound

Report of Analysis

Client Sample ID:	TT-SB-07-6.0-8.0		
Lab Sample ID:	JD35782-4	**Date Sampled:**	11/22/21
Matrix:	SO - Soil	**Date Received:**	11/23/21
		Percent Solids:	88.6
Project:	2nd Avenue and 33-39th Street, Brooklyn, NY		

Metals Analysis

Analyte	Result	RL	Units	DF	Prep	Analyzed	By	Method	Prep Method
Aluminum	4920	55	mg/kg	1	12/01/21	12/02/21	ND	SW846 6010D [2]	SW846 3050B [5]
Antimony	< 2.2	2.2	mg/kg	1	12/01/21	12/02/21	ND	SW846 6010D [2]	SW846 3050B [5]
Arsenic	5.7	2.2	mg/kg	1	12/01/21	12/02/21	ND	SW846 6010D [2]	SW846 3050B [5]
Barium	92.5	22	mg/kg	1	12/01/21	12/02/21	ND	SW846 6010D [2]	SW846 3050B [5]
Beryllium	0.44	0.22	mg/kg	1	12/01/21	12/02/21	ND	SW846 6010D [2]	SW846 3050B [5]
Cadmium	< 0.55	0.55	mg/kg	1	12/01/21	12/02/21	ND	SW846 6010D [2]	SW846 3050B [5]
Calcium	65100	2700	mg/kg	5	12/01/21	12/10/21	ND	SW846 6010D [3]	SW846 3050B [5]
Chromium	10.5	1.1	mg/kg	1	12/01/21	12/02/21	ND	SW846 6010D [2]	SW846 3050B [5]
Cobalt	< 5.5	5.5	mg/kg	1	12/01/21	12/02/21	ND	SW846 6010D [2]	SW846 3050B [5]
Copper	32.7	2.7	mg/kg	1	12/01/21	12/02/21	ND	SW846 6010D [2]	SW846 3050B [5]
Iron	17000	55	mg/kg	1	12/01/21	12/02/21	ND	SW846 6010D [2]	SW846 3050B [5]
Lead	169	2.2	mg/kg	1	12/01/21	12/02/21	ND	SW846 6010D [2]	SW846 3050B [5]
Magnesium	3430	550	mg/kg	1	12/01/21	12/02/21	ND	SW846 6010D [2]	SW846 3050B [5]
Manganese	248	1.6	mg/kg	1	12/01/21	12/02/21	ND	SW846 6010D [2]	SW846 3050B [5]
Mercury	0.16	0.031	mg/kg	1	11/29/21	11/29/21	SB	SW846 7471B [1]	SW846 7471B [4]
Nickel	17.7	4.4	mg/kg	1	12/01/21	12/02/21	ND	SW846 6010D [2]	SW846 3050B [5]
Potassium	< 1100	1100	mg/kg	1	12/01/21	12/02/21	ND	SW846 6010D [2]	SW846 3050B [5]
Selenium	< 2.2	2.2	mg/kg	1	12/01/21	12/02/21	ND	SW846 6010D [2]	SW846 3050B [5]
Silver [a]	< 2.7	2.7	mg/kg	5	12/01/21	12/10/21	ND	SW846 6010D [3]	SW846 3050B [5]
Sodium	< 1100	1100	mg/kg	1	12/01/21	12/02/21	ND	SW846 6010D [2]	SW846 3050B [5]
Thallium	< 1.1	1.1	mg/kg	1	12/01/21	12/02/21	ND	SW846 6010D [2]	SW846 3050B [5]
Vanadium	17.4	5.5	mg/kg	1	12/01/21	12/02/21	ND	SW846 6010D [2]	SW846 3050B [5]
Zinc	115	5.5	mg/kg	1	12/01/21	12/02/21	ND	SW846 6010D [2]	SW846 3050B [5]

(1) Instrument QC Batch: MA51494
(2) Instrument QC Batch: MA51527
(3) Instrument QC Batch: MA51586
(4) Prep QC Batch: MP30055
(5) Prep QC Batch: MP30089

(a) Elevated detection limit due to dilution required for high interfering element.

RL = Reporting Limit

Report of Analysis

Client Sample ID:	TT-SB-07-6.0-8.0		
Lab Sample ID:	JD35782-4	**Date Sampled:**	11/22/21
Matrix:	SO - Soil	**Date Received:**	11/23/21
		Percent Solids:	88.6
Project:	2nd Avenue and 33-39th Street, Brooklyn, NY		

General Chemistry

Analyte	Result	RL	Units	DF	Analyzed	By	Method
Cyanide [a]	< 0.23	0.23	mg/kg	1	12/08/21 21:42	EB	SW846 9012B/LACHAT
Solids, Percent	88.6		%	1	11/29/21 16:30	BG	SM2540 G 18TH ED MOD

(a) Sample prepped within holding time, but run out of holding time.

RL = Reporting Limit

Report of Analysis

Client Sample ID:	TT-SB-07-6.0-8.0		
Lab Sample ID:	JD35782-4A	**Date Sampled:**	11/22/21
Matrix:	SO - Soil	**Date Received:**	11/23/21
Method:	EPA 537M BY ID IN HOUSE	**Percent Solids:**	88.6
Project:	2nd Avenue and 33-39th Street, Brooklyn, NY		

	File ID	DF	Analyzed	By	Prep Date	Prep Batch	Analytical Batch
Run #1 [a]	3Q50937.D	1	12/21/21 04:44	AFL	12/10/21 15:00	F:OP88771	F:S3Q713
Run #2							

	Initial Weight	Final Volume
Run #1	2.04 g	1.0 ml
Run #2		

PFAS List

CAS No.	Compound	Result	RL	MDL	Units	Q
PERFLUOROALKYLCARBOXYLIC ACIDS						
375-22-4	Perfluorobutanoic acid	ND	1.1	0.42	ug/kg	
2706-90-3	Perfluoropentanoic acid	ND	0.55	0.28	ug/kg	
307-24-4	Perfluorohexanoic acid	ND	0.55	0.28	ug/kg	
375-85-9	Perfluoroheptanoic acid	ND	0.55	0.28	ug/kg	
335-67-1	Perfluorooctanoic acid	ND	0.55	0.28	ug/kg	
375-95-1	Perfluorononanoic acid	ND	0.55	0.28	ug/kg	
335-76-2	Perfluorodecanoic acid	ND	0.55	0.28	ug/kg	
2058-94-8	Perfluoroundecanoic acid	ND	0.55	0.28	ug/kg	
307-55-1	Perfluorododecanoic acid	ND	0.55	0.28	ug/kg	
72629-94-8	Perfluorotridecanoic acid	ND	0.55	0.29	ug/kg	
376-06-7	Perfluorotetradecanoic acid	ND	0.55	0.28	ug/kg	
PERFLUOROALKYLSULFONIC ACIDS						
375-73-5	Perfluorobutanesulfonic acid	ND	0.55	0.28	ug/kg	
355-46-4	Perfluorohexanesulfonic acid	ND	0.55	0.28	ug/kg	
375-92-8	Perfluoroheptanesulfonic acid	ND	0.55	0.28	ug/kg	
1763-23-1	Perfluorooctanesulfonic acid	ND	0.55	0.28	ug/kg	
335-77-3	Perfluorodecanesulfonic acid	ND	0.55	0.28	ug/kg	
PERFLUOROOCTANESULFONAMIDES						
754-91-6	PFOSA	ND	0.55	0.28	ug/kg	
PERFLUOROOCTANESULFONAMIDOACETIC ACIDS						
2355-31-9	MeFOSAA	ND	1.1	0.55	ug/kg	
2991-50-6	EtFOSAA	ND	1.1	0.55	ug/kg	
FLUOROTELOMER SULFONATES						
27619-97-2	6:2 Fluorotelomer sulfonate	ND	1.1	0.28	ug/kg	
39108-34-4	8:2 Fluorotelomer sulfonate	ND	1.1	0.28	ug/kg	

ND = Not detected MDL = Method Detection Limit J = Indicates an estimated value
RL = Reporting Limit B = Indicates analyte found in associated method blank
E = Indicates value exceeds calibration range N = Indicates presumptive evidence of a compound

Report of Analysis

Client Sample ID:	TT-SB-07-6.0-8.0		
Lab Sample ID:	JD35782-4A	**Date Sampled:**	11/22/21
Matrix:	SO - Soil	**Date Received:**	11/23/21
Method:	EPA 537M BY ID IN HOUSE	**Percent Solids:**	88.6
Project:	2nd Avenue and 33-39th Street, Brooklyn, NY		

PFAS List

CAS No.	ID Standard Recoveries	Run# 1	Run# 2	Limits
	13C4-PFBA	81%		40-140%
	13C5-PFPeA	82%		50-150%
	13C5-PFHxA	82%		50-150%
	13C4-PFHpA	82%		50-150%
	13C8-PFOA	83%		50-150%
	13C9-PFNA	85%		50-150%
	13C6-PFDA	86%		50-150%
	13C7-PFUnDA	79%		40-140%
	13C2-PFDoDA	72%		40-140%
	13C2-PFTeDA	79%		30-130%
	13C3-PFBS	81%		50-150%
	13C3-PFHxS	84%		50-150%
	13C8-PFOS	80%		50-150%
	13C8-FOSA	64%		30-130%
	d3-MeFOSAA	92%		40-140%
	d5-EtFOSAA	104%		40-140%
	13C2-6:2FTS	79%		50-150%
	13C2-8:2FTS	86%		50-150%

(a) Analysis performed at SGS Orlando, FL.

ND = Not detected MDL = Method Detection Limit
RL = Reporting Limit
E = Indicates value exceeds calibration range

J = Indicates an estimated value
B = Indicates analyte found in associated method blank
N = Indicates presumptive evidence of a compound

Report of Analysis

Client Sample ID:	TT-SB-08-7.0-9.0		
Lab Sample ID:	JD35782-5	**Date Sampled:**	11/22/21
Matrix:	SO - Soil	**Date Received:**	11/23/21
Method:	SW846 8260D SW846 5035	**Percent Solids:**	93.7
Project:	2nd Avenue and 33-39th Street, Brooklyn, NY		

	File ID	DF	Analyzed	By	Prep Date	Prep Batch	Analytical Batch
Run #1	I240196.D	1	11/29/21 17:47	PS	11/24/21 08:00	n/a	VI9766
Run #2							

	Initial Weight
Run #1	2.7 g
Run #2	

VOA TCL List

CAS No.	Compound	Result	RL	MDL	Units	Q
67-64-1	Acetone	23.2	20	8.2	ug/kg	
71-43-2	Benzene	ND	0.99	0.90	ug/kg	
74-97-5	Bromochloromethane	ND	9.9	1.1	ug/kg	
75-27-4	Bromodichloromethane	ND	4.0	0.85	ug/kg	
75-25-2	Bromoform	ND	9.9	2.7	ug/kg	
74-83-9	Bromomethane	ND	9.9	1.5	ug/kg	
78-93-3	2-Butanone (MEK)	ND	20	4.8	ug/kg	
75-15-0	Carbon disulfide	1.9	4.0	1.1	ug/kg	J
56-23-5	Carbon tetrachloride	ND	4.0	1.2	ug/kg	
108-90-7	Chlorobenzene	ND	4.0	0.91	ug/kg	
75-00-3	Chloroethane [a]	ND	9.9	1.2	ug/kg	
67-66-3	Chloroform	ND	4.0	1.0	ug/kg	
74-87-3	Chloromethane	ND	9.9	3.9	ug/kg	
110-82-7	Cyclohexane	ND	4.0	1.3	ug/kg	
96-12-8	1,2-Dibromo-3-chloropropane	ND	4.0	1.4	ug/kg	
124-48-1	Dibromochloromethane	ND	4.0	1.1	ug/kg	
106-93-4	1,2-Dibromoethane	ND	2.0	0.83	ug/kg	
95-50-1	1,2-Dichlorobenzene [b]	ND	2.0	1.1	ug/kg	
541-73-1	1,3-Dichlorobenzene [b]	ND	2.0	0.98	ug/kg	
106-46-7	1,4-Dichlorobenzene	ND	2.0	0.98	ug/kg	
75-71-8	Dichlorodifluoromethane	ND	9.9	1.4	ug/kg	
75-34-3	1,1-Dichloroethane	ND	2.0	0.98	ug/kg	
107-06-2	1,2-Dichloroethane	ND	2.0	0.93	ug/kg	
75-35-4	1,1-Dichloroethene	ND	2.0	1.3	ug/kg	
156-59-2	cis-1,2-Dichloroethene	ND	2.0	1.7	ug/kg	
156-60-5	trans-1,2-Dichloroethene	ND	2.0	1.2	ug/kg	
78-87-5	1,2-Dichloropropane	ND	4.0	0.93	ug/kg	
10061-01-5	cis-1,3-Dichloropropene	ND	4.0	0.94	ug/kg	
10061-02-6	trans-1,3-Dichloropropene	ND	4.0	0.90	ug/kg	
100-41-4	Ethylbenzene	ND	2.0	0.90	ug/kg	
76-13-1	Freon 113	ND	9.9	5.3	ug/kg	
591-78-6	2-Hexanone	ND	9.9	4.2	ug/kg	

ND = Not detected MDL = Method Detection Limit
RL = Reporting Limit
E = Indicates value exceeds calibration range

J = Indicates an estimated value
B = Indicates analyte found in associated method blank
N = Indicates presumptive evidence of a compound

Report of Analysis

Client Sample ID:	TT-SB-08-7.0-9.0		
Lab Sample ID:	JD35782-5	**Date Sampled:**	11/22/21
Matrix:	SO - Soil	**Date Received:**	11/23/21
Method:	SW846 8260D SW846 5035	**Percent Solids:**	93.7
Project:	2nd Avenue and 33-39th Street, Brooklyn, NY		

VOA TCL List

CAS No.	Compound	Result	RL	MDL	Units	Q
98-82-8	Isopropylbenzene	ND	4.0	2.8	ug/kg	
79-20-9	Methyl Acetate	ND	9.9	2.7	ug/kg	
108-87-2	Methylcyclohexane	ND	4.0	1.7	ug/kg	
1634-04-4	Methyl Tert Butyl Ether	ND	2.0	0.93	ug/kg	
108-10-1	4-Methyl-2-pentanone(MIBK)	ND	9.9	4.5	ug/kg	
75-09-2	Methylene chloride	ND	9.9	5.2	ug/kg	
100-42-5	Styrene	ND	4.0	0.79	ug/kg	
79-34-5	1,1,2,2-Tetrachloroethane	ND	4.0	1.2	ug/kg	
127-18-4	Tetrachloroethene	ND	4.0	1.1	ug/kg	
108-88-3	Toluene	ND	2.0	1.0	ug/kg	
87-61-6	1,2,3-Trichlorobenzene	ND	9.9	4.9	ug/kg	
120-82-1	1,2,4-Trichlorobenzene	ND	9.9	4.9	ug/kg	
71-55-6	1,1,1-Trichloroethane	ND	4.0	0.95	ug/kg	
79-00-5	1,1,2-Trichloroethane	ND	4.0	1.1	ug/kg	
79-01-6	Trichloroethene	ND	2.0	1.5	ug/kg	
75-69-4	Trichlorofluoromethane [c]	ND	9.9	1.4	ug/kg	
75-01-4	Vinyl chloride	ND	4.0	0.95	ug/kg	
	m,p-Xylene	ND	2.0	1.8	ug/kg	
95-47-6	o-Xylene	ND	2.0	0.91	ug/kg	
1330-20-7	Xylene (total)	ND	2.0	0.91	ug/kg	

CAS No.	Surrogate Recoveries	Run# 1	Run# 2	Limits
1868-53-7	Dibromofluoromethane	102%		72-130%
17060-07-0	1,2-Dichloroethane-D4	98%		75-131%
2037-26-5	Toluene-D8	88%		81-121%
460-00-4	4-Bromofluorobenzene	96%		60-141%

CAS No.	Tentatively Identified Compounds	R.T.	Est. Conc.	Units	Q
	C4 alkyl benzene	10.54	210	ug/kg	J
	Naphthalene, decahydro-methyl- isomer	10.59	170	ug/kg	J
	Naphthalene, decahydro-methyl- isomer	10.76	210	ug/kg	J
	C4 alkyl benzene	10.95	380	ug/kg	J
	1H-Indene-dihydro-methyl- isomer	10.99	250	ug/kg	J
	C5 alkyl benzene	11.22	350	ug/kg	J
	unknown	11.31	250	ug/kg	J
	alkane	11.46	450	ug/kg	J
	C5 alkyl benzene	11.52	170	ug/kg	J
	Naphthalene, tetrahydro-methyl- isomer	11.69	300	ug/kg	J

ND = Not detected MDL = Method Detection Limit
RL = Reporting Limit
E = Indicates value exceeds calibration range

J = Indicates an estimated value
B = Indicates analyte found in associated method blank
N = Indicates presumptive evidence of a compound

Report of Analysis

Client Sample ID:	TT-SB-08-7.0-9.0		
Lab Sample ID:	JD35782-5	**Date Sampled:**	11/22/21
Matrix:	SO - Soil	**Date Received:**	11/23/21
Method:	SW846 8260D SW846 5035	**Percent Solids:**	93.7
Project:	2nd Avenue and 33-39th Street, Brooklyn, NY		

VOA TCL List

CAS No.	Tentatively Identified Compounds	R.T.	Est. Conc.	Units	Q
	unknown	11.79	290	ug/kg	J
	1H-indene-dihydro-dimethyl- isomer	11.93	240	ug/kg	J
	cycloalkane	12.54	290	ug/kg	J
91-57-6	Naphthalene, 2-methyl-	12.87	190	ug/kg	JN
	Naphthalene, methyl- isomer	13.12	210	ug/kg	J
	Total TIC, Volatile		3960	ug/kg	J

(a) Associated CCV outside of control limits high, sample was ND.
(b) This compound in blank spike is outside in house QC limits bias high.
(c) Associated CCV outside of control limits high, sample was ND. This compound in blank spike is outside in house QC limits bias high.

ND = Not detected MDL = Method Detection Limit
RL = Reporting Limit
E = Indicates value exceeds calibration range

J = Indicates an estimated value
B = Indicates analyte found in associated method blank
N = Indicates presumptive evidence of a compound

Report of Analysis

Client Sample ID:	TT-SB-08-7.0-9.0		
Lab Sample ID:	JD35782-5	**Date Sampled:**	11/22/21
Matrix:	SO - Soil	**Date Received:**	11/23/21
Method:	SW846 8270E SW846 3546	**Percent Solids:**	93.7
Project:	2nd Avenue and 33-39th Street, Brooklyn, NY		

	File ID	DF	Analyzed	By	Prep Date	Prep Batch	Analytical Batch
Run #1	M176760.D	1	12/03/21 05:08	CS	11/29/21 09:30	OP36836	EM7598
Run #2							

	Initial Weight	Final Volume
Run #1	30.2 g	1.0 ml
Run #2		

ABN TCL List (SOM0 2.0)

CAS No.	Compound	Result	RL	MDL	Units	Q
95-57-8	2-Chlorophenol	ND	71	17	ug/kg	
59-50-7	4-Chloro-3-methyl phenol	ND	180	22	ug/kg	
120-83-2	2,4-Dichlorophenol	ND	180	30	ug/kg	
105-67-9	2,4-Dimethylphenol	ND	180	63	ug/kg	
51-28-5	2,4-Dinitrophenol [a]	ND	180	130	ug/kg	
534-52-1	4,6-Dinitro-o-cresol [a]	ND	180	38	ug/kg	
95-48-7	2-Methylphenol	ND	71	23	ug/kg	
	3&4-Methylphenol	ND	71	29	ug/kg	
88-75-5	2-Nitrophenol [a]	ND	180	23	ug/kg	
100-02-7	4-Nitrophenol	ND	350	94	ug/kg	
87-86-5	Pentachlorophenol	ND	140	33	ug/kg	
108-95-2	Phenol	ND	71	18	ug/kg	
58-90-2	2,3,4,6-Tetrachlorophenol	ND	180	23	ug/kg	
95-95-4	2,4,5-Trichlorophenol	ND	180	26	ug/kg	
88-06-2	2,4,6-Trichlorophenol	ND	180	21	ug/kg	
83-32-9	Acenaphthene	179	35	12	ug/kg	
208-96-8	Acenaphthylene	ND	35	18	ug/kg	
98-86-2	Acetophenone [a]	ND	180	7.6	ug/kg	
120-12-7	Anthracene	169	35	22	ug/kg	
1912-24-9	Atrazine [a]	ND	71	15	ug/kg	
56-55-3	Benzo(a)anthracene	106	35	10	ug/kg	
50-32-8	Benzo(a)pyrene	107	35	16	ug/kg	
205-99-2	Benzo(b)fluoranthene	121	35	16	ug/kg	
191-24-2	Benzo(g,h,i)perylene	63.1	35	18	ug/kg	
207-08-9	Benzo(k)fluoranthene	46.1	35	17	ug/kg	
101-55-3	4-Bromophenyl phenyl ether	ND	71	14	ug/kg	
85-68-7	Butyl benzyl phthalate	ND	71	8.6	ug/kg	
92-52-4	1,1'-Biphenyl	26.8	71	4.8	ug/kg	J
100-52-7	Benzaldehyde	ND	180	8.8	ug/kg	
91-58-7	2-Chloronaphthalene	ND	71	8.4	ug/kg	
106-47-8	4-Chloroaniline	ND	180	13	ug/kg	
86-74-8	Carbazole	ND	71	5.1	ug/kg	

ND = Not detected MDL = Method Detection Limit
RL = Reporting Limit
E = Indicates value exceeds calibration range

J = Indicates an estimated value
B = Indicates analyte found in associated method blank
N = Indicates presumptive evidence of a compound

Report of Analysis

Client Sample ID:	TT-SB-08-7.0-9.0		
Lab Sample ID:	JD35782-5	**Date Sampled:**	11/22/21
Matrix:	SO - Soil	**Date Received:**	11/23/21
Method:	SW846 8270E SW846 3546	**Percent Solids:**	93.7
Project:	2nd Avenue and 33-39th Street, Brooklyn, NY		

ABN TCL List (SOM0 2.0)

CAS No.	Compound	Result	RL	MDL	Units	Q
105-60-2	Caprolactam	ND	71	14	ug/kg	
218-01-9	Chrysene	124	35	11	ug/kg	
111-91-1	bis(2-Chloroethoxy)methane	ND	71	7.6	ug/kg	
111-44-4	bis(2-Chloroethyl)ether	ND	71	15	ug/kg	
108-60-1	2,2'-Oxybis(1-chloropropane)	ND	71	13	ug/kg	
7005-72-3	4-Chlorophenyl phenyl ether	ND	71	11	ug/kg	
121-14-2	2,4-Dinitrotoluene [a]	ND	35	11	ug/kg	
606-20-2	2,6-Dinitrotoluene	ND	35	18	ug/kg	
91-94-1	3,3'-Dichlorobenzidine	ND	71	29	ug/kg	
123-91-1	1,4-Dioxane	ND	35	23	ug/kg	
53-70-3	Dibenzo(a,h)anthracene	19.2	35	16	ug/kg	J
132-64-9	Dibenzofuran	173	71	14	ug/kg	
84-74-2	Di-n-butyl phthalate	ND	71	5.8	ug/kg	
117-84-0	Di-n-octyl phthalate	ND	71	8.8	ug/kg	
84-66-2	Diethyl phthalate	ND	71	7.5	ug/kg	
131-11-3	Dimethyl phthalate	ND	71	6.3	ug/kg	
117-81-7	bis(2-Ethylhexyl)phthalate	111	71	8.3	ug/kg	
206-44-0	Fluoranthene	262	35	16	ug/kg	
86-73-7	Fluorene	339	35	16	ug/kg	
118-74-1	Hexachlorobenzene	ND	71	8.9	ug/kg	
87-68-3	Hexachlorobutadiene [a]	ND	35	14	ug/kg	
77-47-4	Hexachlorocyclopentadiene	ND	350	14	ug/kg	
67-72-1	Hexachloroethane	ND	180	17	ug/kg	
193-39-5	Indeno(1,2,3-cd)pyrene	77.7	35	17	ug/kg	
78-59-1	Isophorone	ND	71	7.6	ug/kg	
91-57-6	2-Methylnaphthalene	1050	35	8.0	ug/kg	
88-74-4	2-Nitroaniline [a]	ND	180	8.3	ug/kg	
99-09-2	3-Nitroaniline	ND	180	8.8	ug/kg	
100-01-6	4-Nitroaniline	ND	180	9.2	ug/kg	
91-20-3	Naphthalene	70.0	35	10	ug/kg	
98-95-3	Nitrobenzene	ND	71	14	ug/kg	
621-64-7	N-Nitroso-di-n-propylamine [a]	ND	71	10	ug/kg	
86-30-6	N-Nitrosodiphenylamine	ND	180	13	ug/kg	
85-01-8	Phenanthrene	943	35	12	ug/kg	
129-00-0	Pyrene	267	35	11	ug/kg	
95-94-3	1,2,4,5-Tetrachlorobenzene	ND	180	9.0	ug/kg	

CAS No.	Surrogate Recoveries	Run# 1	Run# 2	Limits
367-12-4	2-Fluorophenol	58%		10-109%

ND = Not detected MDL = Method Detection Limit
RL = Reporting Limit
E = Indicates value exceeds calibration range

J = Indicates an estimated value
B = Indicates analyte found in associated method blank
N = Indicates presumptive evidence of a compound

Report of Analysis

Client Sample ID:	TT-SB-08-7.0-9.0		
Lab Sample ID:	JD35782-5	**Date Sampled:**	11/22/21
Matrix:	SO - Soil	**Date Received:**	11/23/21
Method:	SW846 8270E SW846 3546	**Percent Solids:**	93.7
Project:	2nd Avenue and 33-39th Street, Brooklyn, NY		

ABN TCL List (SOM0 2.0)

CAS No.	Surrogate Recoveries	Run# 1	Run# 2	Limits
4165-62-2	Phenol-d5	59%		10-105%
118-79-6	2,4,6-Tribromophenol	73%		10-135%
4165-60-0	Nitrobenzene-d5	84%		10-119%
321-60-8	2-Fluorobiphenyl	59%		18-112%
1718-51-0	Terphenyl-d14	57%		18-125%

CAS No.	Tentatively Identified Compounds	R.T.	Est. Conc.	Units	Q
	Naphthalene decahydro-methyl	5.31	1100	ug/kg	J
	Cyclohexane alkyl	6.00	1100	ug/kg	J
	alkane	6.16	2800	ug/kg	J
	alkane	6.38	1000	ug/kg	J
90-12-0	Naphthalene, 1-methyl-	6.62	1100	ug/kg	JN
	unknown	7.08	1000	ug/kg	J
	Naphthalene ethyl	7.26	1900	ug/kg	J
	Naphthalene dimethyl	7.38	2100	ug/kg	J
	Naphthalene dimethyl	7.48	3100	ug/kg	J
	Naphthalene dimethyl	7.53	2000	ug/kg	J
	unknown	7.55	1500	ug/kg	J
	Cyclohexane alkyl	7.63	1300	ug/kg	J
	alkane	7.67	5100	ug/kg	J
	Naphthalene dimethyl	7.78	1500	ug/kg	J
	unknown	7.86	2700	ug/kg	J
	Naphthalene trimethyl	8.19	1500	ug/kg	J
	Naphthalene trimethyl	8.27	1000	ug/kg	J
	Naphthalene trimethyl	8.43	1500	ug/kg	J
	Naphthalene trimethyl	8.56	3100	ug/kg	J
	alkane	9.30	4300	ug/kg	J
	Cyclohexane alkyl	9.45	2000	ug/kg	J
	unknown	9.62	1400	ug/kg	J
	alkane	9.81	7300	ug/kg	J
	9H-Fluorene methyl	9.98	1200	ug/kg	J
	alkane	10.20	1300	ug/kg	J
	Total TIC, Semi-Volatile		53900	ug/kg	J

(a) Associated CCV outside of control limits high, sample was ND.

ND = Not detected MDL = Method Detection Limit
RL = Reporting Limit
E = Indicates value exceeds calibration range

J = Indicates an estimated value
B = Indicates analyte found in associated method blank
N = Indicates presumptive evidence of a compound

Report of Analysis

Client Sample ID:	TT-SB-08-7.0-9.0		
Lab Sample ID:	JD35782-5	**Date Sampled:**	11/22/21
Matrix:	SO - Soil	**Date Received:**	11/23/21
Method:	SW846 8270E BY SIM SW846 3546	**Percent Solids:**	93.7
Project:	2nd Avenue and 33-39th Street, Brooklyn, NY		

	File ID	DF	Analyzed	By	Prep Date	Prep Batch	Analytical Batch
Run #1	4M105033.D	1	12/11/21 02:32	KLS	11/29/21 09:30	OP36836A	E4M4881
Run #2							

	Initial Weight	Final Volume
Run #1	30.2 g	1.0 ml
Run #2		

CAS No.	Compound	Result	RL	MDL	Units	Q
123-91-1	1,4-Dioxane	ND	3.5	1.8	ug/kg	

CAS No.	Surrogate Recoveries	Run# 1	Run# 2	Limits
4165-60-0	Nitrobenzene-d5	81%		10-107%
321-60-8	2-Fluorobiphenyl	65%		17-91%
1718-51-0	Terphenyl-d14	63%		17-105%

ND = Not detected MDL = Method Detection Limit
RL = Reporting Limit
E = Indicates value exceeds calibration range

J = Indicates an estimated value
B = Indicates analyte found in associated method blank
N = Indicates presumptive evidence of a compound

Report of Analysis

Client Sample ID:	TT-SB-08-7.0-9.0		
Lab Sample ID:	JD35782-5	**Date Sampled:**	11/22/21
Matrix:	SO - Soil	**Date Received:**	11/23/21
Method:	SW846 8151A SW846 3546	**Percent Solids:**	93.7
Project:	2nd Avenue and 33-39th Street, Brooklyn, NY		

	File ID	DF	Analyzed	By	Prep Date	Prep Batch	Analytical Batch
Run #1 [a]	3G134392.D	4	12/04/21 03:33	RK	11/30/21 09:50	OP36859	G3G4902
Run #2							

	Initial Weight	Final Volume
Run #1	15.5 g	5.0 ml
Run #2		

Herbicide List

CAS No.	Compound	Result	RL	MDL	Units	Q
94-75-7	2,4-D	ND	69	31	ug/kg	
93-72-1	2,4,5-TP (Silvex)	ND	14	7.8	ug/kg	
93-76-5	2,4,5-T	ND	14	6.9	ug/kg	

CAS No.	Surrogate Recoveries	Run# 1	Run# 2	Limits
19719-28-9	2,4-DCAA	7% [b]		10-125%
19719-28-9	2,4-DCAA	7% [b]		10-125%

(a) Had TBA cleanup. Dilution required due to matrix interference.
(b) Outside control limits due to matrix interference and dilution.

ND = Not detected MDL = Method Detection Limit
RL = Reporting Limit
E = Indicates value exceeds calibration range

J = Indicates an estimated value
B = Indicates analyte found in associated method blank
N = Indicates presumptive evidence of a compound

Report of Analysis

Client Sample ID:	TT-SB-08-7.0-9.0		
Lab Sample ID:	JD35782-5	**Date Sampled:**	11/22/21
Matrix:	SO - Soil	**Date Received:**	11/23/21
Method:	SW846 8081B SW846 3546	**Percent Solids:**	93.7
Project:	2nd Avenue and 33-39th Street, Brooklyn, NY		

	File ID	DF	Analyzed	By	Prep Date	Prep Batch	Analytical Batch
Run #1	1G171590.D	1	11/30/21 10:53	CP	11/27/21 10:05	OP36830	G1G5918
Run #2							

	Initial Weight	Final Volume
Run #1	16.2 g	10.0 ml
Run #2		

Pesticide TCL List

CAS No.	Compound	Result	RL	MDL	Units	Q
309-00-2	Aldrin	ND	0.66	0.54	ug/kg	
319-84-6	alpha-BHC	ND	0.66	0.54	ug/kg	
319-85-7	beta-BHC	ND	0.66	0.60	ug/kg	
319-86-8	delta-BHC	ND	0.66	0.63	ug/kg	
58-89-9	gamma-BHC (Lindane)	ND	0.66	0.49	ug/kg	
5103-71-9	alpha-Chlordane	ND	0.66	0.53	ug/kg	
5103-74-2	gamma-Chlordane	ND	0.66	0.30	ug/kg	
60-57-1	Dieldrin	ND	0.66	0.45	ug/kg	
72-54-8	4,4'-DDD	ND	0.66	0.60	ug/kg	
72-55-9	4,4'-DDE	0.82	0.66	0.58	ug/kg	
50-29-3	4,4'-DDT	ND	0.66	0.58	ug/kg	
72-20-8	Endrin	ND	0.66	0.51	ug/kg	
1031-07-8	Endosulfan sulfate	ND	0.66	0.51	ug/kg	
7421-93-4	Endrin aldehyde	ND	0.66	0.37	ug/kg	
959-98-8	Endosulfan-I	ND	0.66	0.38	ug/kg	
33213-65-9	Endosulfan-II	ND	0.66	0.41	ug/kg	
76-44-8	Heptachlor	ND	0.66	0.57	ug/kg	
1024-57-3	Heptachlor epoxide	ND	0.66	0.46	ug/kg	
72-43-5	Methoxychlor	ND	1.3	0.52	ug/kg	
53494-70-5	Endrin ketone	ND	0.66	0.48	ug/kg	
8001-35-2	Toxaphene	ND	16	15	ug/kg	

CAS No.	Surrogate Recoveries	Run# 1	Run# 2	Limits
877-09-8	Tetrachloro-m-xylene	69%		27-138%
877-09-8	Tetrachloro-m-xylene	68%		27-138%
2051-24-3	Decachlorobiphenyl	81%		10-179%
2051-24-3	Decachlorobiphenyl	98%		10-179%

ND = Not detected MDL = Method Detection Limit
RL = Reporting Limit
E = Indicates value exceeds calibration range

J = Indicates an estimated value
B = Indicates analyte found in associated method blank
N = Indicates presumptive evidence of a compound

Report of Analysis

Client Sample ID:	TT-SB-08-7.0-9.0		
Lab Sample ID:	JD35782-5	**Date Sampled:**	11/22/21
Matrix:	SO - Soil	**Date Received:**	11/23/21
Method:	SW846 8082A SW846 3546	**Percent Solids:**	93.7
Project:	2nd Avenue and 33-39th Street, Brooklyn, NY		

	File ID	DF	Analyzed	By	Prep Date	Prep Batch	Analytical Batch
Run #1	XX2475289.D	1	12/07/21 03:27	TL	11/27/21 10:05	OP36831	GXX7676
Run #2							

	Initial Weight	Final Volume
Run #1	16.2 g	10.0 ml
Run #2		

PCB List

CAS No.	Compound	Result	RL	MDL	Units	Q
12674-11-2	Aroclor 1016	ND	33	15	ug/kg	
11104-28-2	Aroclor 1221	ND	33	20	ug/kg	
11141-16-5	Aroclor 1232	ND	33	21	ug/kg	
53469-21-9	Aroclor 1242	ND	33	14	ug/kg	
12672-29-6	Aroclor 1248	ND	33	29	ug/kg	
11097-69-1	Aroclor 1254	ND	33	18	ug/kg	
11096-82-5	Aroclor 1260	ND	33	14	ug/kg	
11100-14-4	Aroclor 1268	ND	33	14	ug/kg	
37324-23-5	Aroclor 1262	ND	33	22	ug/kg	

CAS No.	Surrogate Recoveries	Run# 1	Run# 2	Limits
877-09-8	Tetrachloro-m-xylene	64%		24-152%
877-09-8	Tetrachloro-m-xylene	78%		24-152%
2051-24-3	Decachlorobiphenyl	76%		10-172%
2051-24-3	Decachlorobiphenyl	85%		10-172%

ND = Not detected MDL = Method Detection Limit
RL = Reporting Limit
E = Indicates value exceeds calibration range

J = Indicates an estimated value
B = Indicates analyte found in associated method blank
N = Indicates presumptive evidence of a compound

Report of Analysis

Client Sample ID:	TT-SB-08-7.0-9.0		
Lab Sample ID:	JD35782-5	**Date Sampled:**	11/22/21
Matrix:	SO - Soil	**Date Received:**	11/23/21
		Percent Solids:	93.7
Project:	2nd Avenue and 33-39th Street, Brooklyn, NY		

Metals Analysis

Analyte	Result	RL	Units	DF	Prep	Analyzed	By	Method	Prep Method
Aluminum	8770	55	mg/kg	1	12/01/21	12/02/21	ND	SW846 6010D [2]	SW846 3050B [5]
Antimony	< 2.2	2.2	mg/kg	1	12/01/21	12/02/21	ND	SW846 6010D [2]	SW846 3050B [5]
Arsenic	< 2.2	2.2	mg/kg	1	12/01/21	12/02/21	ND	SW846 6010D [2]	SW846 3050B [5]
Barium	85.1	22	mg/kg	1	12/01/21	12/02/21	ND	SW846 6010D [2]	SW846 3050B [5]
Beryllium	0.81	0.22	mg/kg	1	12/01/21	12/02/21	ND	SW846 6010D [2]	SW846 3050B [5]
Cadmium	< 0.55	0.55	mg/kg	1	12/01/21	12/02/21	ND	SW846 6010D [2]	SW846 3050B [5]
Calcium	30700	1100	mg/kg	2	12/01/21	12/10/21	ND	SW846 6010D [3]	SW846 3050B [5]
Chromium	17.6	1.1	mg/kg	1	12/01/21	12/02/21	ND	SW846 6010D [2]	SW846 3050B [5]
Cobalt	12.8	5.5	mg/kg	1	12/01/21	12/02/21	ND	SW846 6010D [2]	SW846 3050B [5]
Copper	44.4	2.8	mg/kg	1	12/01/21	12/02/21	ND	SW846 6010D [2]	SW846 3050B [5]
Iron	16800	55	mg/kg	1	12/01/21	12/02/21	ND	SW846 6010D [2]	SW846 3050B [5]
Lead	31.8	2.2	mg/kg	1	12/01/21	12/02/21	ND	SW846 6010D [2]	SW846 3050B [5]
Magnesium	17900	550	mg/kg	1	12/01/21	12/02/21	ND	SW846 6010D [2]	SW846 3050B [5]
Manganese	313	1.7	mg/kg	1	12/01/21	12/02/21	ND	SW846 6010D [2]	SW846 3050B [5]
Mercury	0.28	0.035	mg/kg	1	11/29/21	11/29/21	SB	SW846 7471B [1]	SW846 7471B [4]
Nickel	23.6	4.4	mg/kg	1	12/01/21	12/02/21	ND	SW846 6010D [2]	SW846 3050B [5]
Potassium	3080	1100	mg/kg	1	12/01/21	12/02/21	ND	SW846 6010D [2]	SW846 3050B [5]
Selenium	< 2.2	2.2	mg/kg	1	12/01/21	12/02/21	ND	SW846 6010D [2]	SW846 3050B [5]
Silver [a]	< 1.1	1.1	mg/kg	2	12/01/21	12/10/21	ND	SW846 6010D [3]	SW846 3050B [5]
Sodium	< 1100	1100	mg/kg	1	12/01/21	12/02/21	ND	SW846 6010D [2]	SW846 3050B [5]
Thallium	< 1.1	1.1	mg/kg	1	12/01/21	12/02/21	ND	SW846 6010D [2]	SW846 3050B [5]
Vanadium	30.3	5.5	mg/kg	1	12/01/21	12/02/21	ND	SW846 6010D [2]	SW846 3050B [5]
Zinc	230	5.5	mg/kg	1	12/01/21	12/02/21	ND	SW846 6010D [2]	SW846 3050B [5]

(1) Instrument QC Batch: MA51494
(2) Instrument QC Batch: MA51527
(3) Instrument QC Batch: MA51586
(4) Prep QC Batch: MP30055
(5) Prep QC Batch: MP30089

(a) Elevated detection limit due to dilution required for high interfering element.

RL = Reporting Limit

Report of Analysis

Client Sample ID:	TT-SB-08-7.0-9.0		
Lab Sample ID:	JD35782-5	**Date Sampled:**	11/22/21
Matrix:	SO - Soil	**Date Received:**	11/23/21
		Percent Solids:	93.7
Project:	2nd Avenue and 33-39th Street, Brooklyn, NY		

General Chemistry

Analyte	Result	RL	Units	DF	Analyzed	By	Method
Cyanide [a]	< 0.21	0.21	mg/kg	1	12/08/21 21:43	EB	SW846 9012B/LACHAT
Solids, Percent	93.7		%	1	11/29/21 16:30	BG	SM2540 G 18TH ED MOD

(a) Sample prepped within holding time, but run out of holding time.

RL = Reporting Limit

Report of Analysis

Client Sample ID:	TT-SB-08-7.0-9.0		
Lab Sample ID:	JD35782-5A	**Date Sampled:**	11/22/21
Matrix:	SO - Soil	**Date Received:**	11/23/21
Method:	EPA 537M BY ID IN HOUSE	**Percent Solids:**	93.7
Project:	2nd Avenue and 33-39th Street, Brooklyn, NY		

	File ID	DF	Analyzed	By	Prep Date	Prep Batch	Analytical Batch
Run #1 [a]	3Q50966.D	1	12/21/21 12:47	AFL	12/10/21 15:00	F:OP88771	F:S3Q713
Run #2							

	Initial Weight	Final Volume
Run #1	2.00 g	1.0 ml
Run #2		

PFAS List

CAS No.	Compound	Result	RL	MDL	Units	Q
PERFLUOROALKYLCARBOXYLIC ACIDS						
375-22-4	Perfluorobutanoic acid	ND	1.1	0.41	ug/kg	
2706-90-3	Perfluoropentanoic acid	ND	0.53	0.27	ug/kg	
307-24-4	Perfluorohexanoic acid	ND	0.53	0.27	ug/kg	
375-85-9	Perfluoroheptanoic acid	ND	0.53	0.27	ug/kg	
335-67-1	Perfluorooctanoic acid	ND	0.53	0.27	ug/kg	
375-95-1	Perfluorononanoic acid	ND	0.53	0.27	ug/kg	
335-76-2	Perfluorodecanoic acid	ND	0.53	0.27	ug/kg	
2058-94-8	Perfluoroundecanoic acid	ND	0.53	0.27	ug/kg	
307-55-1	Perfluorododecanoic acid	ND	0.53	0.27	ug/kg	
72629-94-8	Perfluorotridecanoic acid	ND	0.53	0.28	ug/kg	
376-06-7	Perfluorotetradecanoic acid	ND	0.53	0.27	ug/kg	
PERFLUOROALKYLSULFONIC ACIDS						
375-73-5	Perfluorobutanesulfonic acid	ND	0.53	0.27	ug/kg	
355-46-4	Perfluorohexanesulfonic acid	ND	0.53	0.27	ug/kg	
375-92-8	Perfluoroheptanesulfonic acid	ND	0.53	0.27	ug/kg	
1763-23-1	Perfluorooctanesulfonic acid	ND	0.53	0.27	ug/kg	
335-77-3	Perfluorodecanesulfonic acid	ND	0.53	0.27	ug/kg	
PERFLUOROOCTANESULFONAMIDES						
754-91-6	PFOSA	ND	0.53	0.27	ug/kg	
PERFLUOROOCTANESULFONAMIDOACETIC ACIDS						
2355-31-9	MeFOSAA	ND	1.1	0.53	ug/kg	
2991-50-6	EtFOSAA	ND	1.1	0.53	ug/kg	
FLUOROTELOMER SULFONATES						
27619-97-2	6:2 Fluorotelomer sulfonate	ND	1.1	0.27	ug/kg	
39108-34-4	8:2 Fluorotelomer sulfonate	ND	1.1	0.27	ug/kg	

ND = Not detected MDL = Method Detection Limit J = Indicates an estimated value
RL = Reporting Limit B = Indicates analyte found in associated method blank
E = Indicates value exceeds calibration range N = Indicates presumptive evidence of a compound

Report of Analysis

Client Sample ID:	TT-SB-08-7.0-9.0		
Lab Sample ID:	JD35782-5A	**Date Sampled:**	11/22/21
Matrix:	SO - Soil	**Date Received:**	11/23/21
Method:	EPA 537M BY ID IN HOUSE	**Percent Solids:**	93.7
Project:	2nd Avenue and 33-39th Street, Brooklyn, NY		

PFAS List

CAS No.	ID Standard Recoveries	Run# 1	Run# 2	Limits
	13C4-PFBA	92%		40-140%
	13C5-PFPeA	93%		50-150%
	13C5-PFHxA	94%		50-150%
	13C4-PFHpA	97%		50-150%
	13C8-PFOA	96%		50-150%
	13C9-PFNA	98%		50-150%
	13C6-PFDA	100%		50-150%
	13C7-PFUnDA	96%		40-140%
	13C2-PFDoDA	85%		40-140%
	13C2-PFTeDA	91%		30-130%
	13C3-PFBS	94%		50-150%
	13C3-PFHxS	95%		50-150%
	13C8-PFOS	92%		50-150%
	13C8-FOSA	102%		30-130%
	d3-MeFOSAA	114%		40-140%
	d5-EtFOSAA	125%		40-140%
	13C2-6:2FTS	91%		50-150%
	13C2-8:2FTS	99%		50-150%

(a) Analysis performed at SGS Orlando, FL.

ND = Not detected MDL = Method Detection Limit
RL = Reporting Limit
E = Indicates value exceeds calibration range

J = Indicates an estimated value
B = Indicates analyte found in associated method blank
N = Indicates presumptive evidence of a compound

Report of Analysis

Client Sample ID:	TT-SB-09-5.0-7.0		
Lab Sample ID:	JD35782-6	**Date Sampled:**	11/23/21
Matrix:	SO - Soil	**Date Received:**	11/23/21
Method:	SW846 8260D SW846 5035	**Percent Solids:**	90.3
Project:	2nd Avenue and 33-39th Street, Brooklyn, NY		

	File ID	DF	Analyzed	By	Prep Date	Prep Batch	Analytical Batch
Run #1	I240188.D	1	11/29/21 15:05	PS	11/24/21 08:00	n/a	VI9766
Run #2							

	Initial Weight
Run #1	6.1 g
Run #2	

VOA TCL List

CAS No.	Compound	Result	RL	MDL	Units	Q
67-64-1	Acetone	22.6	9.1	3.8	ug/kg	
71-43-2	Benzene	ND	0.45	0.41	ug/kg	
74-97-5	Bromochloromethane	ND	4.5	0.51	ug/kg	
75-27-4	Bromodichloromethane	ND	1.8	0.39	ug/kg	
75-25-2	Bromoform	ND	4.5	1.2	ug/kg	
74-83-9	Bromomethane	ND	4.5	0.69	ug/kg	
78-93-3	2-Butanone (MEK)	ND	9.1	2.2	ug/kg	
75-15-0	Carbon disulfide	ND	1.8	0.49	ug/kg	
56-23-5	Carbon tetrachloride	ND	1.8	0.56	ug/kg	
108-90-7	Chlorobenzene	ND	1.8	0.42	ug/kg	
75-00-3	Chloroethane [a]	ND	4.5	0.54	ug/kg	
67-66-3	Chloroform	ND	1.8	0.47	ug/kg	
74-87-3	Chloromethane	ND	4.5	1.8	ug/kg	
110-82-7	Cyclohexane	ND	1.8	0.60	ug/kg	
96-12-8	1,2-Dibromo-3-chloropropane	ND	1.8	0.63	ug/kg	
124-48-1	Dibromochloromethane	ND	1.8	0.51	ug/kg	
106-93-4	1,2-Dibromoethane	ND	0.91	0.38	ug/kg	
95-50-1	1,2-Dichlorobenzene [b]	ND	0.91	0.50	ug/kg	
541-73-1	1,3-Dichlorobenzene [b]	ND	0.91	0.45	ug/kg	
106-46-7	1,4-Dichlorobenzene	ND	0.91	0.45	ug/kg	
75-71-8	Dichlorodifluoromethane	ND	4.5	0.66	ug/kg	
75-34-3	1,1-Dichloroethane	ND	0.91	0.45	ug/kg	
107-06-2	1,2-Dichloroethane	ND	0.91	0.43	ug/kg	
75-35-4	1,1-Dichloroethene	ND	0.91	0.59	ug/kg	
156-59-2	cis-1,2-Dichloroethene	ND	0.91	0.76	ug/kg	
156-60-5	trans-1,2-Dichloroethene	ND	0.91	0.55	ug/kg	
78-87-5	1,2-Dichloropropane	ND	1.8	0.43	ug/kg	
10061-01-5	cis-1,3-Dichloropropene	ND	1.8	0.43	ug/kg	
10061-02-6	trans-1,3-Dichloropropene	ND	1.8	0.41	ug/kg	
100-41-4	Ethylbenzene	ND	0.91	0.41	ug/kg	
76-13-1	Freon 113	ND	4.5	2.4	ug/kg	
591-78-6	2-Hexanone	ND	4.5	1.9	ug/kg	

ND = Not detected MDL = Method Detection Limit
RL = Reporting Limit
E = Indicates value exceeds calibration range

J = Indicates an estimated value
B = Indicates analyte found in associated method blank
N = Indicates presumptive evidence of a compound

Report of Analysis

Client Sample ID:	TT-SB-09-5.0-7.0		
Lab Sample ID:	JD35782-6	**Date Sampled:**	11/23/21
Matrix:	SO - Soil	**Date Received:**	11/23/21
Method:	SW846 8260D SW846 5035	**Percent Solids:**	90.3
Project:	2nd Avenue and 33-39th Street, Brooklyn, NY		

VOA TCL List

CAS No.	Compound	Result	RL	MDL	Units	Q
98-82-8	Isopropylbenzene	ND	1.8	1.3	ug/kg	
79-20-9	Methyl Acetate	ND	4.5	1.3	ug/kg	
108-87-2	Methylcyclohexane	ND	1.8	0.79	ug/kg	
1634-04-4	Methyl Tert Butyl Ether	ND	0.91	0.43	ug/kg	
108-10-1	4-Methyl-2-pentanone(MIBK)	ND	4.5	2.1	ug/kg	
75-09-2	Methylene chloride	ND	4.5	2.4	ug/kg	
100-42-5	Styrene	ND	1.8	0.36	ug/kg	
79-34-5	1,1,2,2-Tetrachloroethane	ND	1.8	0.54	ug/kg	
127-18-4	Tetrachloroethene	ND	1.8	0.53	ug/kg	
108-88-3	Toluene	ND	0.91	0.48	ug/kg	
87-61-6	1,2,3-Trichlorobenzene	ND	4.5	2.3	ug/kg	
120-82-1	1,2,4-Trichlorobenzene	ND	4.5	2.3	ug/kg	
71-55-6	1,1,1-Trichloroethane	ND	1.8	0.44	ug/kg	
79-00-5	1,1,2-Trichloroethane	ND	1.8	0.50	ug/kg	
79-01-6	Trichloroethene	ND	0.91	0.69	ug/kg	
75-69-4	Trichlorofluoromethane [c]	ND	4.5	0.62	ug/kg	
75-01-4	Vinyl chloride	ND	1.8	0.44	ug/kg	
	m,p-Xylene	ND	0.91	0.81	ug/kg	
95-47-6	o-Xylene	ND	0.91	0.42	ug/kg	
1330-20-7	Xylene (total)	ND	0.91	0.42	ug/kg	

CAS No.	Surrogate Recoveries	Run# 1	Run# 2	Limits
1868-53-7	Dibromofluoromethane	102%		72-130%
17060-07-0	1,2-Dichloroethane-D4	98%		75-131%
2037-26-5	Toluene-D8	87%		81-121%
460-00-4	4-Bromofluorobenzene	97%		60-141%

CAS No.	Tentatively Identified Compounds	R.T.	Est. Conc.	Units	Q
	Total TIC, Volatile		0	ug/kg	

(a) Associated CCV outside of control limits high, sample was ND.
(b) This compound in blank spike is outside in house QC limits bias high.
(c) Associated CCV outside of control limits high, sample was ND. This compound in blank spike is outside in house QC limits bias high.

ND = Not detected MDL = Method Detection Limit J = Indicates an estimated value
RL = Reporting Limit B = Indicates analyte found in associated method blank
E = Indicates value exceeds calibration range N = Indicates presumptive evidence of a compound

Report of Analysis

Client Sample ID:	TT-SB-09-5.0-7.0		
Lab Sample ID:	JD35782-6	**Date Sampled:**	11/23/21
Matrix:	SO - Soil	**Date Received:**	11/23/21
Method:	SW846 8270E SW846 3546	**Percent Solids:**	90.3
Project:	2nd Avenue and 33-39th Street, Brooklyn, NY		

	File ID	DF	Analyzed	By	Prep Date	Prep Batch	Analytical Batch
Run #1	M176723.D	1	12/02/21 00:38	KLS	11/29/21 09:30	OP36836	EM7596
Run #2							

	Initial Weight	Final Volume
Run #1	30.1 g	1.0 ml
Run #2		

ABN TCL List (SOM0 2.0)

CAS No.	Compound	Result	RL	MDL	Units	Q
95-57-8	2-Chlorophenol	ND	74	18	ug/kg	
59-50-7	4-Chloro-3-methyl phenol	ND	180	23	ug/kg	
120-83-2	2,4-Dichlorophenol	ND	180	31	ug/kg	
105-67-9	2,4-Dimethylphenol	ND	180	65	ug/kg	
51-28-5	2,4-Dinitrophenol [a]	ND	180	140	ug/kg	
534-52-1	4,6-Dinitro-o-cresol [a]	ND	180	39	ug/kg	
95-48-7	2-Methylphenol	ND	74	24	ug/kg	
	3&4-Methylphenol	ND	74	30	ug/kg	
88-75-5	2-Nitrophenol [a]	ND	180	24	ug/kg	
100-02-7	4-Nitrophenol	ND	370	98	ug/kg	
87-86-5	Pentachlorophenol [b]	ND	150	35	ug/kg	
108-95-2	Phenol	ND	74	19	ug/kg	
58-90-2	2,3,4,6-Tetrachlorophenol	ND	180	24	ug/kg	
95-95-4	2,4,5-Trichlorophenol	ND	180	28	ug/kg	
88-06-2	2,4,6-Trichlorophenol	ND	180	22	ug/kg	
83-32-9	Acenaphthene	39.8	37	13	ug/kg	
208-96-8	Acenaphthylene	62.9	37	19	ug/kg	
98-86-2	Acetophenone	ND	180	7.9	ug/kg	
120-12-7	Anthracene	92.6	37	23	ug/kg	
1912-24-9	Atrazine [a]	ND	74	16	ug/kg	
56-55-3	Benzo(a)anthracene	156	37	10	ug/kg	
50-32-8	Benzo(a)pyrene	190	37	17	ug/kg	
205-99-2	Benzo(b)fluoranthene	236	37	16	ug/kg	
191-24-2	Benzo(g,h,i)perylene	143	37	18	ug/kg	
207-08-9	Benzo(k)fluoranthene	82.5	37	17	ug/kg	
101-55-3	4-Bromophenyl phenyl ether	ND	74	14	ug/kg	
85-68-7	Butyl benzyl phthalate	ND	74	9.0	ug/kg	
92-52-4	1,1'-Biphenyl	11.5	74	5.0	ug/kg	J
100-52-7	Benzaldehyde	ND	180	9.1	ug/kg	
91-58-7	2-Chloronaphthalene	ND	74	8.8	ug/kg	
106-47-8	4-Chloroaniline	ND	180	13	ug/kg	
86-74-8	Carbazole	16.1	74	5.3	ug/kg	J

ND = Not detected MDL = Method Detection Limit
RL = Reporting Limit
E = Indicates value exceeds calibration range

J = Indicates an estimated value
B = Indicates analyte found in associated method blank
N = Indicates presumptive evidence of a compound

Report of Analysis

Client Sample ID:	TT-SB-09-5.0-7.0		
Lab Sample ID:	JD35782-6	**Date Sampled:**	11/23/21
Matrix:	SO - Soil	**Date Received:**	11/23/21
Method:	SW846 8270E SW846 3546	**Percent Solids:**	90.3
Project:	2nd Avenue and 33-39th Street, Brooklyn, NY		

ABN TCL List (SOM0 2.0)

CAS No.	Compound	Result	RL	MDL	Units	Q
105-60-2	Caprolactam	ND	74	15	ug/kg	
218-01-9	Chrysene	208	37	12	ug/kg	
111-91-1	bis(2-Chloroethoxy)methane	ND	74	7.9	ug/kg	
111-44-4	bis(2-Chloroethyl)ether	ND	74	16	ug/kg	
108-60-1	2,2'-Oxybis(1-chloropropane)	ND	74	13	ug/kg	
7005-72-3	4-Chlorophenyl phenyl ether	ND	74	12	ug/kg	
121-14-2	2,4-Dinitrotoluene [a]	ND	37	11	ug/kg	
606-20-2	2,6-Dinitrotoluene	ND	37	18	ug/kg	
91-94-1	3,3'-Dichlorobenzidine	ND	74	31	ug/kg	
123-91-1	1,4-Dioxane	ND	37	24	ug/kg	
53-70-3	Dibenzo(a,h)anthracene	35.9	37	16	ug/kg	J
132-64-9	Dibenzofuran	20.0	74	15	ug/kg	J
84-74-2	Di-n-butyl phthalate	ND	74	6.0	ug/kg	
117-84-0	Di-n-octyl phthalate	ND	74	9.2	ug/kg	
84-66-2	Diethyl phthalate	ND	74	7.8	ug/kg	
131-11-3	Dimethyl phthalate	ND	74	6.5	ug/kg	
117-81-7	bis(2-Ethylhexyl)phthalate	326	74	8.6	ug/kg	
206-44-0	Fluoranthene	302	37	16	ug/kg	
86-73-7	Fluorene	22.7	37	17	ug/kg	J
118-74-1	Hexachlorobenzene	ND	74	9.3	ug/kg	
87-68-3	Hexachlorobutadiene	ND	37	15	ug/kg	
77-47-4	Hexachlorocyclopentadiene [b]	ND	370	15	ug/kg	
67-72-1	Hexachloroethane	ND	180	18	ug/kg	
193-39-5	Indeno(1,2,3-cd)pyrene	160	37	17	ug/kg	
78-59-1	Isophorone	ND	74	7.9	ug/kg	
91-57-6	2-Methylnaphthalene	16.6	37	8.3	ug/kg	J
88-74-4	2-Nitroaniline	ND	180	8.7	ug/kg	
99-09-2	3-Nitroaniline	ND	180	9.2	ug/kg	
100-01-6	4-Nitroaniline	ND	180	9.5	ug/kg	
91-20-3	Naphthalene	24.8	37	10	ug/kg	J
98-95-3	Nitrobenzene	ND	74	14	ug/kg	
621-64-7	N-Nitroso-di-n-propylamine	ND	74	11	ug/kg	
86-30-6	N-Nitrosodiphenylamine	ND	180	13	ug/kg	
85-01-8	Phenanthrene	141	37	12	ug/kg	
129-00-0	Pyrene	408	37	12	ug/kg	
95-94-3	1,2,4,5-Tetrachlorobenzene	ND	180	9.3	ug/kg	

CAS No.	Surrogate Recoveries	Run# 1	Run# 2	Limits
367-12-4	2-Fluorophenol	63%		10-109%

ND = Not detected MDL = Method Detection Limit
RL = Reporting Limit
E = Indicates value exceeds calibration range

J = Indicates an estimated value
B = Indicates analyte found in associated method blank
N = Indicates presumptive evidence of a compound

Report of Analysis

Client Sample ID:	TT-SB-09-5.0-7.0		
Lab Sample ID:	JD35782-6	**Date Sampled:**	11/23/21
Matrix:	SO - Soil	**Date Received:**	11/23/21
Method:	SW846 8270E SW846 3546	**Percent Solids:**	90.3
Project:	2nd Avenue and 33-39th Street, Brooklyn, NY		

ABN TCL List (SOM0 2.0)

CAS No.	Surrogate Recoveries	Run# 1	Run# 2	Limits
4165-62-2	Phenol-d5	63%		10-105%
118-79-6	2,4,6-Tribromophenol	100%		10-135%
4165-60-0	Nitrobenzene-d5	81%		10-119%
321-60-8	2-Fluorobiphenyl	83%		18-112%
1718-51-0	Terphenyl-d14	71%		18-125%

CAS No.	Tentatively Identified Compounds	R.T.	Est. Conc.	Units	Q
	Unknown	6.17	410	ug/kg	J
	Unknown	7.55	670	ug/kg	J
	Cyclohexane alkyl	7.64	350	ug/kg	J
	Alkane	7.68	500	ug/kg	J
	Unknown	7.87	1000	ug/kg	J
	Alkane	8.57	940	ug/kg	J
	Unknown	9.06	310	ug/kg	J
	Alkane	9.30	680	ug/kg	J
	Cyclohexane alkyl	9.46	390	ug/kg	J
	Naphthalene tetramethyl	9.64	440	ug/kg	J
	Alkane	9.80	1700	ug/kg	J
	Unknown	9.99	330	ug/kg	J
	Alkane	10.21	340	ug/kg	J
	Alkane	11.39	490	ug/kg	J
	Alkane	11.49	430	ug/kg	J
	Alkane	12.31	310	ug/kg	J
	Alkane	13.08	410	ug/kg	J
	Unknown	14.11	280	ug/kg	J
	Alkane	16.57	440	ug/kg	J
	Unknown	19.17	370	ug/kg	J
	Unknown	19.28	290	ug/kg	J
	Unknown	19.38	690	ug/kg	J
	Unknown	19.77	700	ug/kg	J
	Unknown	19.86	890	ug/kg	J
	Unknown	20.48	340	ug/kg	J
	Total TIC, Semi-Volatile		13700	ug/kg	J

(a) Associated CCV outside of control limits high, sample was ND.
(b) Associated CCV outside of control limits low. Low-level verification was analyzed to demonstrate system suitability to detect affected analytes. Sample was ND.

ND = Not detected MDL = Method Detection Limit
RL = Reporting Limit
E = Indicates value exceeds calibration range

J = Indicates an estimated value
B = Indicates analyte found in associated method blank
N = Indicates presumptive evidence of a compound

Report of Analysis

Client Sample ID:	TT-SB-09-5.0-7.0		
Lab Sample ID:	JD35782-6	**Date Sampled:**	11/23/21
Matrix:	SO - Soil	**Date Received:**	11/23/21
Method:	SW846 8270E BY SIM SW846 3546	**Percent Solids:**	90.3
Project:	2nd Avenue and 33-39th Street, Brooklyn, NY		

	File ID	DF	Analyzed	By	Prep Date	Prep Batch	Analytical Batch
Run #1	4M105034.D	1	12/11/21 02:52	KLS	11/29/21 09:30	OP36836A	E4M4881
Run #2							

	Initial Weight	Final Volume
Run #1	30.1 g	1.0 ml
Run #2		

CAS No.	Compound	Result	RL	MDL	Units	Q
123-91-1	1,4-Dioxane	ND	3.7	1.8	ug/kg	

CAS No.	Surrogate Recoveries	Run# 1	Run# 2	Limits
4165-60-0	Nitrobenzene-d5	74%		10-107%
321-60-8	2-Fluorobiphenyl	68%		17-91%
1718-51-0	Terphenyl-d14	71%		17-105%

ND = Not detected MDL = Method Detection Limit J = Indicates an estimated value
RL = Reporting Limit B = Indicates analyte found in associated method blank
E = Indicates value exceeds calibration range N = Indicates presumptive evidence of a compound

Report of Analysis

Client Sample ID:	TT-SB-09-5.0-7.0		
Lab Sample ID:	JD35782-6	**Date Sampled:**	11/23/21
Matrix:	SO - Soil	**Date Received:**	11/23/21
Method:	SW846 8151A SW846 3546	**Percent Solids:**	90.3
Project:	2nd Avenue and 33-39th Street, Brooklyn, NY		

	File ID	DF	Analyzed	By	Prep Date	Prep Batch	Analytical Batch
Run #1 [a]	3G134393.D	4	12/04/21 04:01	RK	11/30/21 09:50	OP36859	G3G4902
Run #2							

	Initial Weight	Final Volume
Run #1	15.3 g	5.0 ml
Run #2		

Herbicide List

CAS No.	Compound	Result	RL	MDL	Units	Q
94-75-7	2,4-D	ND	72	32	ug/kg	
93-72-1	2,4,5-TP (Silvex)	ND	14	8.2	ug/kg	
93-76-5	2,4,5-T	ND	14	7.2	ug/kg	

CAS No.	Surrogate Recoveries	Run# 1	Run# 2	Limits
19719-28-9	2,4-DCAA	10%		10-125%
19719-28-9	2,4-DCAA	8% [b]		10-125%

(a) Had TBA cleanup. Dilution required due to matrix interference.
(b) Outside control limits due to matrix interference and dilution.

ND = Not detected MDL = Method Detection Limit
RL = Reporting Limit
E = Indicates value exceeds calibration range

J = Indicates an estimated value
B = Indicates analyte found in associated method blank
N = Indicates presumptive evidence of a compound

Report of Analysis

Client Sample ID:	TT-SB-09-5.0-7.0		
Lab Sample ID:	JD35782-6	**Date Sampled:**	11/23/21
Matrix:	SO - Soil	**Date Received:**	11/23/21
Method:	SW846 8081B SW846 3546	**Percent Solids:**	90.3
Project:	2nd Avenue and 33-39th Street, Brooklyn, NY		

	File ID	DF	Analyzed	By	Prep Date	Prep Batch	Analytical Batch
Run #1	1G171591.D	1	11/30/21 11:11	CP	11/27/21 10:05	OP36830	G1G5918
Run #2 [a]	1G171671.D	5	12/02/21 00:29	CP	11/27/21 10:05	OP36830	G1G5922

	Initial Weight	Final Volume
Run #1	15.4 g	10.0 ml
Run #2	15.4 g	10.0 ml

Pesticide TCL List

CAS No.	Compound	Result	RL	MDL	Units	Q
309-00-2	Aldrin [b]	0.96	0.72	0.59	ug/kg	
319-84-6	alpha-BHC	ND	0.72	0.58	ug/kg	
319-85-7	beta-BHC	ND	0.72	0.65	ug/kg	
319-86-8	delta-BHC	ND	0.72	0.69	ug/kg	
58-89-9	gamma-BHC (Lindane)	ND	0.72	0.53	ug/kg	
5103-71-9	alpha-Chlordane	6.8	0.72	0.58	ug/kg	
5103-74-2	gamma-Chlordane	6.8	0.72	0.33	ug/kg	
60-57-1	Dieldrin [b]	0.90	0.72	0.49	ug/kg	
72-54-8	4,4'-DDD	8.7	0.72	0.66	ug/kg	
72-55-9	4,4'-DDE	3.7	0.72	0.63	ug/kg	
50-29-3	4,4'-DDT	2.0	0.72	0.64	ug/kg	
72-20-8	Endrin	ND	0.72	0.56	ug/kg	
1031-07-8	Endosulfan sulfate	ND	0.72	0.56	ug/kg	
7421-93-4	Endrin aldehyde	ND	0.72	0.41	ug/kg	
959-98-8	Endosulfan-I	ND	0.72	0.41	ug/kg	
33213-65-9	Endosulfan-II	ND	0.72	0.45	ug/kg	
76-44-8	Heptachlor	0.94	0.72	0.62	ug/kg	
1024-57-3	Heptachlor epoxide [c]	1.8	0.72	0.50	ug/kg	
72-43-5	Methoxychlor	ND	1.4	0.57	ug/kg	
53494-70-5	Endrin ketone	ND	0.72	0.52	ug/kg	
8001-35-2	Toxaphene	ND	18	17	ug/kg	

CAS No.	Surrogate Recoveries	Run# 1	Run# 2	Limits
877-09-8	Tetrachloro-m-xylene	75%	80%	27-138%
877-09-8	Tetrachloro-m-xylene	82%	81%	27-138%
2051-24-3	Decachlorobiphenyl	76%	123%	10-179%
2051-24-3	Decachlorobiphenyl	112%	111%	10-179%

(a) Confirmation run.
(b) More than 40 % RPD for detected concentrations between the two GC columns.
(c) Reported from the 2nd signal. The %D of the CCV on the 1st signal exceeds the method criteria of 20%, so it

ND = Not detected MDL = Method Detection Limit
RL = Reporting Limit
E = Indicates value exceeds calibration range
J = Indicates an estimated value
B = Indicates analyte found in associated method blank
N = Indicates presumptive evidence of a compound

Report of Analysis

Client Sample ID:	TT-SB-09-5.0-7.0		
Lab Sample ID:	JD35782-6	**Date Sampled:**	11/23/21
Matrix:	SO - Soil	**Date Received:**	11/23/21
Method:	SW846 8081B SW846 3546	**Percent Solids:**	90.3
Project:	2nd Avenue and 33-39th Street, Brooklyn, NY		

Pesticide TCL List

CAS No.	Compound	Result	RL	MDL	Units	Q

being used for confirmation only. More than 40% RPD for detected concentrations between the two GC columns.

ND = Not detected MDL = Method Detection Limit J = Indicates an estimated value
RL = Reporting Limit B = Indicates analyte found in associated method blank
E = Indicates value exceeds calibration range N = Indicates presumptive evidence of a compound

Report of Analysis

Client Sample ID:	TT-SB-09-5.0-7.0		
Lab Sample ID:	JD35782-6	**Date Sampled:**	11/23/21
Matrix:	SO - Soil	**Date Received:**	11/23/21
Method:	SW846 8082A SW846 3546	**Percent Solids:**	90.3
Project:	2nd Avenue and 33-39th Street, Brooklyn, NY		

	File ID	DF	Analyzed	By	Prep Date	Prep Batch	Analytical Batch
Run #1	XX2475290.D	1	12/07/21 03:45	TL	11/27/21 10:05	OP36831	GXX7676
Run #2							

	Initial Weight	Final Volume
Run #1	15.4 g	10.0 ml
Run #2		

PCB List

CAS No.	Compound	Result	RL	MDL	Units	Q
12674-11-2	Aroclor 1016	ND	36	17	ug/kg	
11104-28-2	Aroclor 1221	ND	36	22	ug/kg	
11141-16-5	Aroclor 1232	ND	36	23	ug/kg	
53469-21-9	Aroclor 1242	ND	36	15	ug/kg	
12672-29-6	Aroclor 1248	ND	36	32	ug/kg	
11097-69-1	Aroclor 1254	ND	36	19	ug/kg	
11096-82-5	Aroclor 1260	ND	36	15	ug/kg	
11100-14-4	Aroclor 1268	ND	36	15	ug/kg	
37324-23-5	Aroclor 1262	ND	36	24	ug/kg	

CAS No.	Surrogate Recoveries	Run# 1	Run# 2	Limits
877-09-8	Tetrachloro-m-xylene	69%		24-152%
877-09-8	Tetrachloro-m-xylene	77%		24-152%
2051-24-3	Decachlorobiphenyl	74%		10-172%
2051-24-3	Decachlorobiphenyl	95%		10-172%

ND = Not detected MDL = Method Detection Limit
RL = Reporting Limit
E = Indicates value exceeds calibration range

J = Indicates an estimated value
B = Indicates analyte found in associated method blank
N = Indicates presumptive evidence of a compound

Report of Analysis

Client Sample ID:	TT-SB-09-5.0-7.0		
Lab Sample ID:	JD35782-6	**Date Sampled:**	11/23/21
Matrix:	SO - Soil	**Date Received:**	11/23/21
		Percent Solids:	90.3
Project:	2nd Avenue and 33-39th Street, Brooklyn, NY		

Metals Analysis

Analyte	Result	RL	Units	DF	Prep	Analyzed	By	Method	Prep Method
Aluminum	7740	55	mg/kg	1	12/01/21	12/02/21	ND	SW846 6010D [2]	SW846 3050B [4]
Antimony	< 2.2	2.2	mg/kg	1	12/01/21	12/02/21	ND	SW846 6010D [2]	SW846 3050B [4]
Arsenic	6.4	2.2	mg/kg	1	12/01/21	12/02/21	ND	SW846 6010D [2]	SW846 3050B [4]
Barium	69.5	22	mg/kg	1	12/01/21	12/02/21	ND	SW846 6010D [2]	SW846 3050B [4]
Beryllium	0.56	0.22	mg/kg	1	12/01/21	12/02/21	ND	SW846 6010D [2]	SW846 3050B [4]
Cadmium	< 0.55	0.55	mg/kg	1	12/01/21	12/02/21	ND	SW846 6010D [2]	SW846 3050B [4]
Calcium	21800	550	mg/kg	1	12/01/21	12/02/21	ND	SW846 6010D [2]	SW846 3050B [4]
Chromium	15.5	1.1	mg/kg	1	12/01/21	12/02/21	ND	SW846 6010D [2]	SW846 3050B [4]
Cobalt	6.0	5.5	mg/kg	1	12/01/21	12/02/21	ND	SW846 6010D [2]	SW846 3050B [4]
Copper	36.2	2.8	mg/kg	1	12/01/21	12/02/21	ND	SW846 6010D [2]	SW846 3050B [4]
Iron	13800	55	mg/kg	1	12/01/21	12/02/21	ND	SW846 6010D [2]	SW846 3050B [4]
Lead	71.4	2.2	mg/kg	1	12/01/21	12/02/21	ND	SW846 6010D [2]	SW846 3050B [4]
Magnesium	3030	550	mg/kg	1	12/01/21	12/02/21	ND	SW846 6010D [2]	SW846 3050B [4]
Manganese	253	1.7	mg/kg	1	12/01/21	12/02/21	ND	SW846 6010D [2]	SW846 3050B [4]
Mercury	0.15	0.037	mg/kg	1	11/29/21	11/29/21	SB	SW846 7471B [1]	SW846 7471B [3]
Nickel	19.6	4.4	mg/kg	1	12/01/21	12/02/21	ND	SW846 6010D [2]	SW846 3050B [4]
Potassium	1170	1100	mg/kg	1	12/01/21	12/02/21	ND	SW846 6010D [2]	SW846 3050B [4]
Selenium	< 2.2	2.2	mg/kg	1	12/01/21	12/02/21	ND	SW846 6010D [2]	SW846 3050B [4]
Silver	0.87	0.55	mg/kg	1	12/01/21	12/02/21	ND	SW846 6010D [2]	SW846 3050B [4]
Sodium	< 1100	1100	mg/kg	1	12/01/21	12/02/21	ND	SW846 6010D [2]	SW846 3050B [4]
Thallium	< 1.1	1.1	mg/kg	1	12/01/21	12/02/21	ND	SW846 6010D [2]	SW846 3050B [4]
Vanadium	24.2	5.5	mg/kg	1	12/01/21	12/02/21	ND	SW846 6010D [2]	SW846 3050B [4]
Zinc	63.7	5.5	mg/kg	1	12/01/21	12/02/21	ND	SW846 6010D [2]	SW846 3050B [4]

(1) Instrument QC Batch: MA51494
(2) Instrument QC Batch: MA51527
(3) Prep QC Batch: MP30055
(4) Prep QC Batch: MP30089

RL = Reporting Limit

Report of Analysis

Client Sample ID:	TT-SB-09-5.0-7.0		
Lab Sample ID:	JD35782-6	**Date Sampled:**	11/23/21
Matrix:	SO - Soil	**Date Received:**	11/23/21
		Percent Solids:	90.3
Project:	2nd Avenue and 33-39th Street, Brooklyn, NY		

General Chemistry

Analyte	Result	RL	Units	DF	Analyzed	By	Method
Cyanide [a]	< 0.22	0.22	mg/kg	1	12/08/21 21:16	EB	SW846 9012B/LACHAT
Solids, Percent	90.3		%	1	11/29/21 16:30	BG	SM2540 G 18TH ED MOD

(a) Sample prepped within holding time, but run out of holding time.

RL = Reporting Limit

Report of Analysis

Client Sample ID:	TT-SB-09-5.0-7.0		
Lab Sample ID:	JD35782-6A	**Date Sampled:**	11/23/21
Matrix:	SO - Soil	**Date Received:**	11/23/21
Method:	EPA 537M BY ID IN HOUSE	**Percent Solids:**	90.3
Project:	2nd Avenue and 33-39th Street, Brooklyn, NY		

	File ID	DF	Analyzed	By	Prep Date	Prep Batch	Analytical Batch
Run #1 [a]	3Q50967.D	1	12/21/21 13:03	AFL	12/10/21 15:00	F:OP88771	F:S3Q713
Run #2							

	Initial Weight	Final Volume
Run #1	2.10 g	1.0 ml
Run #2		

PFAS List

CAS No.	Compound	Result	RL	MDL	Units	Q
PERFLUOROALKYLCARBOXYLIC ACIDS						
375-22-4	Perfluorobutanoic acid	ND	1.1	0.40	ug/kg	
2706-90-3	Perfluoropentanoic acid	ND	0.53	0.26	ug/kg	
307-24-4	Perfluorohexanoic acid	ND	0.53	0.26	ug/kg	
375-85-9	Perfluoroheptanoic acid	ND	0.53	0.26	ug/kg	
335-67-1	Perfluorooctanoic acid	ND	0.53	0.26	ug/kg	
375-95-1	Perfluorononanoic acid	ND	0.53	0.26	ug/kg	
335-76-2	Perfluorodecanoic acid	ND	0.53	0.26	ug/kg	
2058-94-8	Perfluoroundecanoic acid	ND	0.53	0.26	ug/kg	
307-55-1	Perfluorododecanoic acid	ND	0.53	0.26	ug/kg	
72629-94-8	Perfluorotridecanoic acid	ND	0.53	0.28	ug/kg	
376-06-7	Perfluorotetradecanoic acid	ND	0.53	0.26	ug/kg	
PERFLUOROALKYLSULFONIC ACIDS						
375-73-5	Perfluorobutanesulfonic acid	ND	0.53	0.26	ug/kg	
355-46-4	Perfluorohexanesulfonic acid	ND	0.53	0.26	ug/kg	
375-92-8	Perfluoroheptanesulfonic acid	ND	0.53	0.26	ug/kg	
1763-23-1	Perfluorooctanesulfonic acid	ND	0.53	0.26	ug/kg	
335-77-3	Perfluorodecanesulfonic acid	ND	0.53	0.26	ug/kg	
PERFLUOROOCTANESULFONAMIDES						
754-91-6	PFOSA	ND	0.53	0.26	ug/kg	
PERFLUOROOCTANESULFONAMIDOACETIC ACIDS						
2355-31-9	MeFOSAA	ND	1.1	0.53	ug/kg	
2991-50-6	EtFOSAA	ND	1.1	0.53	ug/kg	
FLUOROTELOMER SULFONATES						
27619-97-2	6:2 Fluorotelomer sulfonate	ND	1.1	0.26	ug/kg	
39108-34-4	8:2 Fluorotelomer sulfonate	ND	1.1	0.26	ug/kg	

ND = Not detected MDL = Method Detection Limit J = Indicates an estimated value
RL = Reporting Limit B = Indicates analyte found in associated method blank
E = Indicates value exceeds calibration range N = Indicates presumptive evidence of a compound

Report of Analysis

Client Sample ID:	TT-SB-09-5.0-7.0		
Lab Sample ID:	JD35782-6A	**Date Sampled:**	11/23/21
Matrix:	SO - Soil	**Date Received:**	11/23/21
Method:	EPA 537M BY ID IN HOUSE	**Percent Solids:**	90.3
Project:	2nd Avenue and 33-39th Street, Brooklyn, NY		

PFAS List

CAS No.	ID Standard Recoveries	Run# 1	Run# 2	Limits
	13C4-PFBA	95%		40-140%
	13C5-PFPeA	97%		50-150%
	13C5-PFHxA	97%		50-150%
	13C4-PFHpA	99%		50-150%
	13C8-PFOA	99%		50-150%
	13C9-PFNA	100%		50-150%
	13C6-PFDA	102%		50-150%
	13C7-PFUnDA	99%		40-140%
	13C2-PFDoDA	83%		40-140%
	13C2-PFTeDA	85%		30-130%
	13C3-PFBS	97%		50-150%
	13C3-PFHxS	99%		50-150%
	13C8-PFOS	97%		50-150%
	13C8-FOSA	104%		30-130%
	d3-MeFOSAA	117%		40-140%
	d5-EtFOSAA	129%		40-140%
	13C2-6:2FTS	95%		50-150%
	13C2-8:2FTS	106%		50-150%

(a) Analysis performed at SGS Orlando, FL.

ND = Not detected MDL = Method Detection Limit
RL = Reporting Limit
E = Indicates value exceeds calibration range

J = Indicates an estimated value
B = Indicates analyte found in associated method blank
N = Indicates presumptive evidence of a compound

Report of Analysis

Client Sample ID:	TT-SB-10-7.0-9.0		
Lab Sample ID:	JD35782-7	**Date Sampled:**	11/23/21
Matrix:	SO - Soil	**Date Received:**	11/23/21
Method:	SW846 8260D SW846 5035	**Percent Solids:**	85.9
Project:	2nd Avenue and 33-39th Street, Brooklyn, NY		

	File ID	DF	Analyzed	By	Prep Date	Prep Batch	Analytical Batch
Run #1	I240236.D	1	11/30/21 18:46	PS	11/24/21 08:00	n/a	VI9767
Run #2							

	Initial Weight
Run #1	4.0 g
Run #2	

VOA TCL List

CAS No.	Compound	Result	RL	MDL	Units	Q
67-64-1	Acetone	22.6	15	6.0	ug/kg	
71-43-2	Benzene	2.5	0.73	0.66	ug/kg	
74-97-5	Bromochloromethane	ND	7.3	0.81	ug/kg	
75-27-4	Bromodichloromethane	ND	2.9	0.62	ug/kg	
75-25-2	Bromoform	ND	7.3	2.0	ug/kg	
74-83-9	Bromomethane	ND	7.3	1.1	ug/kg	
78-93-3	2-Butanone (MEK)	ND	15	3.5	ug/kg	
75-15-0	Carbon disulfide	2.1	2.9	0.78	ug/kg	J
56-23-5	Carbon tetrachloride	ND	2.9	0.90	ug/kg	
108-90-7	Chlorobenzene	ND	2.9	0.67	ug/kg	
75-00-3	Chloroethane	ND	7.3	0.86	ug/kg	
67-66-3	Chloroform	ND	2.9	0.76	ug/kg	
74-87-3	Chloromethane	ND	7.3	2.9	ug/kg	
110-82-7	Cyclohexane	ND	2.9	0.96	ug/kg	
96-12-8	1,2-Dibromo-3-chloropropane	ND	2.9	1.0	ug/kg	
124-48-1	Dibromochloromethane	ND	2.9	0.81	ug/kg	
106-93-4	1,2-Dibromoethane	ND	1.5	0.61	ug/kg	
95-50-1	1,2-Dichlorobenzene	ND	1.5	0.79	ug/kg	
541-73-1	1,3-Dichlorobenzene	ND	1.5	0.72	ug/kg	
106-46-7	1,4-Dichlorobenzene	ND	1.5	0.72	ug/kg	
75-71-8	Dichlorodifluoromethane	ND	7.3	1.1	ug/kg	
75-34-3	1,1-Dichloroethane	ND	1.5	0.72	ug/kg	
107-06-2	1,2-Dichloroethane	ND	1.5	0.68	ug/kg	
75-35-4	1,1-Dichloroethene	ND	1.5	0.95	ug/kg	
156-59-2	cis-1,2-Dichloroethene	ND	1.5	1.2	ug/kg	
156-60-5	trans-1,2-Dichloroethene	ND	1.5	0.89	ug/kg	
78-87-5	1,2-Dichloropropane	ND	2.9	0.69	ug/kg	
10061-01-5	cis-1,3-Dichloropropene	ND	2.9	0.69	ug/kg	
10061-02-6	trans-1,3-Dichloropropene	ND	2.9	0.67	ug/kg	
100-41-4	Ethylbenzene	ND	1.5	0.66	ug/kg	
76-13-1	Freon 113	ND	7.3	3.9	ug/kg	
591-78-6	2-Hexanone	ND	7.3	3.1	ug/kg	

ND = Not detected MDL = Method Detection Limit
RL = Reporting Limit
E = Indicates value exceeds calibration range

J = Indicates an estimated value
B = Indicates analyte found in associated method blank
N = Indicates presumptive evidence of a compound

Report of Analysis

Client Sample ID:	TT-SB-10-7.0-9.0		
Lab Sample ID:	JD35782-7	**Date Sampled:**	11/23/21
Matrix:	SO - Soil	**Date Received:**	11/23/21
Method:	SW846 8260D SW846 5035	**Percent Solids:**	85.9
Project:	2nd Avenue and 33-39th Street, Brooklyn, NY		

VOA TCL List

CAS No.	Compound	Result	RL	MDL	Units	Q
98-82-8	Isopropylbenzene	ND	2.9	2.1	ug/kg	
79-20-9	Methyl Acetate	ND	7.3	2.0	ug/kg	
108-87-2	Methylcyclohexane	ND	2.9	1.3	ug/kg	
1634-04-4	Methyl Tert Butyl Ether	ND	1.5	0.68	ug/kg	
108-10-1	4-Methyl-2-pentanone(MIBK)	ND	7.3	3.3	ug/kg	
75-09-2	Methylene chloride	ND	7.3	3.8	ug/kg	
100-42-5	Styrene	ND	2.9	0.58	ug/kg	
79-34-5	1,1,2,2-Tetrachloroethane	ND	2.9	0.87	ug/kg	
127-18-4	Tetrachloroethene	ND	2.9	0.84	ug/kg	
108-88-3	Toluene	1.5	1.5	0.76	ug/kg	
87-61-6	1,2,3-Trichlorobenzene	ND	7.3	3.6	ug/kg	
120-82-1	1,2,4-Trichlorobenzene	ND	7.3	3.6	ug/kg	
71-55-6	1,1,1-Trichloroethane	ND	2.9	0.70	ug/kg	
79-00-5	1,1,2-Trichloroethane	ND	2.9	0.81	ug/kg	
79-01-6	Trichloroethene	ND	1.5	1.1	ug/kg	
75-69-4	Trichlorofluoromethane	ND	7.3	1.0	ug/kg	
75-01-4	Vinyl chloride	ND	2.9	0.70	ug/kg	
	m,p-Xylene	ND	1.5	1.3	ug/kg	
95-47-6	o-Xylene	ND	1.5	0.67	ug/kg	
1330-20-7	Xylene (total)	ND	1.5	0.67	ug/kg	

CAS No.	Surrogate Recoveries	Run# 1	Run# 2	Limits
1868-53-7	Dibromofluoromethane	102%		72-130%
17060-07-0	1,2-Dichloroethane-D4	106%		75-131%
2037-26-5	Toluene-D8	89%		81-121%
460-00-4	4-Bromofluorobenzene	95%		60-141%

CAS No.	Tentatively Identified Compounds	R.T.	Est. Conc.	Units	Q
	Total TIC, Volatile		0	ug/kg	

ND = Not detected MDL = Method Detection Limit
RL = Reporting Limit
E = Indicates value exceeds calibration range

J = Indicates an estimated value
B = Indicates analyte found in associated method blank
N = Indicates presumptive evidence of a compound

Report of Analysis

Client Sample ID:	TT-SB-10-7.0-9.0		
Lab Sample ID:	JD35782-7	**Date Sampled:**	11/23/21
Matrix:	SO - Soil	**Date Received:**	11/23/21
Method:	SW846 8270E SW846 3546	**Percent Solids:**	85.9
Project:	2nd Avenue and 33-39th Street, Brooklyn, NY		

	File ID	DF	Analyzed	By	Prep Date	Prep Batch	Analytical Batch
Run #1	M176766.D	1	12/03/21 08:08	CS	11/29/21 09:30	OP36836	EM7598
Run #2							

	Initial Weight	Final Volume
Run #1	30.9 g	1.0 ml
Run #2		

ABN TCL List (SOM0 2.0)

CAS No.	Compound	Result	RL	MDL	Units	Q
95-57-8	2-Chlorophenol	ND	75	19	ug/kg	
59-50-7	4-Chloro-3-methyl phenol	ND	190	23	ug/kg	
120-83-2	2,4-Dichlorophenol	ND	190	32	ug/kg	
105-67-9	2,4-Dimethylphenol	ND	190	67	ug/kg	
51-28-5	2,4-Dinitrophenol [a]	ND	190	140	ug/kg	
534-52-1	4,6-Dinitro-o-cresol [a]	ND	190	40	ug/kg	
95-48-7	2-Methylphenol	ND	75	24	ug/kg	
	3&4-Methylphenol	ND	75	31	ug/kg	
88-75-5	2-Nitrophenol [a]	ND	190	25	ug/kg	
100-02-7	4-Nitrophenol	ND	380	100	ug/kg	
87-86-5	Pentachlorophenol	ND	150	35	ug/kg	
108-95-2	Phenol	ND	75	20	ug/kg	
58-90-2	2,3,4,6-Tetrachlorophenol	ND	190	25	ug/kg	
95-95-4	2,4,5-Trichlorophenol	ND	190	28	ug/kg	
88-06-2	2,4,6-Trichlorophenol	ND	190	22	ug/kg	
83-32-9	Acenaphthene	107	38	13	ug/kg	
208-96-8	Acenaphthylene	121	38	19	ug/kg	
98-86-2	Acetophenone [a]	ND	190	8.1	ug/kg	
120-12-7	Anthracene	244	38	23	ug/kg	
1912-24-9	Atrazine [a]	ND	75	16	ug/kg	
56-55-3	Benzo(a)anthracene	634	38	11	ug/kg	
50-32-8	Benzo(a)pyrene	574	38	17	ug/kg	
205-99-2	Benzo(b)fluoranthene	698	38	17	ug/kg	
191-24-2	Benzo(g,h,i)perylene	316	38	19	ug/kg	
207-08-9	Benzo(k)fluoranthene	281	38	18	ug/kg	
101-55-3	4-Bromophenyl phenyl ether	ND	75	15	ug/kg	
85-68-7	Butyl benzyl phthalate	ND	75	9.2	ug/kg	
92-52-4	1,1'-Biphenyl	11.7	75	5.2	ug/kg	J
100-52-7	Benzaldehyde	ND	190	9.3	ug/kg	
91-58-7	2-Chloronaphthalene	ND	75	9.0	ug/kg	
106-47-8	4-Chloroaniline	ND	190	14	ug/kg	
86-74-8	Carbazole	40.5	75	5.5	ug/kg	J

ND = Not detected MDL = Method Detection Limit J = Indicates an estimated value
RL = Reporting Limit B = Indicates analyte found in associated method blank
E = Indicates value exceeds calibration range N = Indicates presumptive evidence of a compound

Report of Analysis

Client Sample ID:	TT-SB-10-7.0-9.0		
Lab Sample ID:	JD35782-7	**Date Sampled:**	11/23/21
Matrix:	SO - Soil	**Date Received:**	11/23/21
Method:	SW846 8270E SW846 3546	**Percent Solids:**	85.9
Project:	2nd Avenue and 33-39th Street, Brooklyn, NY		

ABN TCL List (SOM0 2.0)

CAS No.	Compound	Result	RL	MDL	Units	Q
105-60-2	Caprolactam	ND	75	15	ug/kg	
218-01-9	Chrysene	686	38	12	ug/kg	
111-91-1	bis(2-Chloroethoxy)methane	ND	75	8.1	ug/kg	
111-44-4	bis(2-Chloroethyl)ether	ND	75	16	ug/kg	
108-60-1	2,2'-Oxybis(1-chloropropane)	ND	75	14	ug/kg	
7005-72-3	4-Chlorophenyl phenyl ether	ND	75	12	ug/kg	
121-14-2	2,4-Dinitrotoluene [a]	ND	38	12	ug/kg	
606-20-2	2,6-Dinitrotoluene	ND	38	19	ug/kg	
91-94-1	3,3'-Dichlorobenzidine	ND	75	31	ug/kg	
123-91-1	1,4-Dioxane	ND	38	25	ug/kg	
53-70-3	Dibenzo(a,h)anthracene	95.3	38	17	ug/kg	
132-64-9	Dibenzofuran	85.5	75	15	ug/kg	
84-74-2	Di-n-butyl phthalate	ND	75	6.1	ug/kg	
117-84-0	Di-n-octyl phthalate	ND	75	9.4	ug/kg	
84-66-2	Diethyl phthalate	ND	75	8.0	ug/kg	
131-11-3	Dimethyl phthalate	ND	75	6.7	ug/kg	
117-81-7	bis(2-Ethylhexyl)phthalate	160	75	8.8	ug/kg	
206-44-0	Fluoranthene	1140	38	17	ug/kg	
86-73-7	Fluorene	83.7	38	17	ug/kg	
118-74-1	Hexachlorobenzene	ND	75	9.5	ug/kg	
87-68-3	Hexachlorobutadiene [a]	ND	38	15	ug/kg	
77-47-4	Hexachlorocyclopentadiene	ND	380	15	ug/kg	
67-72-1	Hexachloroethane	ND	190	19	ug/kg	
193-39-5	Indeno(1,2,3-cd)pyrene	400	38	18	ug/kg	
78-59-1	Isophorone	ND	75	8.1	ug/kg	
91-57-6	2-Methylnaphthalene	37.7	38	8.5	ug/kg	J
88-74-4	2-Nitroaniline [a]	ND	190	8.9	ug/kg	
99-09-2	3-Nitroaniline	ND	190	9.4	ug/kg	
100-01-6	4-Nitroaniline	ND	190	9.8	ug/kg	
91-20-3	Naphthalene	106	38	11	ug/kg	
98-95-3	Nitrobenzene	ND	75	15	ug/kg	
621-64-7	N-Nitroso-di-n-propylamine [a]	ND	75	11	ug/kg	
86-30-6	N-Nitrosodiphenylamine	ND	190	14	ug/kg	
85-01-8	Phenanthrene	539	38	13	ug/kg	
129-00-0	Pyrene	1260	38	12	ug/kg	
95-94-3	1,2,4,5-Tetrachlorobenzene	ND	190	9.6	ug/kg	

CAS No.	Surrogate Recoveries	Run# 1	Run# 2	Limits
367-12-4	2-Fluorophenol	49%		10-109%

ND = Not detected MDL = Method Detection Limit
RL = Reporting Limit
E = Indicates value exceeds calibration range

J = Indicates an estimated value
B = Indicates analyte found in associated method blank
N = Indicates presumptive evidence of a compound

Report of Analysis

Client Sample ID:	TT-SB-10-7.0-9.0		
Lab Sample ID:	JD35782-7	**Date Sampled:**	11/23/21
Matrix:	SO - Soil	**Date Received:**	11/23/21
Method:	SW846 8270E SW846 3546	**Percent Solids:**	85.9
Project:	2nd Avenue and 33-39th Street, Brooklyn, NY		

ABN TCL List (SOM0 2.0)

CAS No.	Surrogate Recoveries	Run# 1	Run# 2	Limits
4165-62-2	Phenol-d5	52%		10-105%
118-79-6	2,4,6-Tribromophenol	59%		10-135%
4165-60-0	Nitrobenzene-d5	70%		10-119%
321-60-8	2-Fluorobiphenyl	60%		18-112%
1718-51-0	Terphenyl-d14	65%		18-125%

CAS No.	Tentatively Identified Compounds	R.T.	Est. Conc.	Units	Q
	system artifact/aldol-condensation	3.30	1500	ug/kg	J
	Naphthalene dimethyl	7.65	170	ug/kg	J
	Phenanthrene methyl	11.65	180	ug/kg	J
	unknown	11.79	240	ug/kg	J
	Phenanthrene methyl	11.84	150	ug/kg	J
	unknown	12.71	210	ug/kg	J
	unknown	13.14	270	ug/kg	J
	Pyrene methyl	14.08	170	ug/kg	J
	Pyrene methyl	14.22	180	ug/kg	J
	unknown	14.66	240	ug/kg	J
	unknown	14.98	370	ug/kg	J
	unknown	15.37	170	ug/kg	J
	alkane	17.18	190	ug/kg	J
	unknown PAH substance	17.97	240	ug/kg	J
	unknown PAH substance	18.25	480	ug/kg	J
	unknown	19.36	250	ug/kg	J
	unknown	19.84	410	ug/kg	J
	Total TIC, Semi-Volatile		3920	ug/kg	J

(a) Associated CCV outside of control limits high, sample was ND.

ND = Not detected MDL = Method Detection Limit
RL = Reporting Limit
E = Indicates value exceeds calibration range

J = Indicates an estimated value
B = Indicates analyte found in associated method blank
N = Indicates presumptive evidence of a compound

Report of Analysis

Client Sample ID:	TT-SB-10-7.0-9.0		
Lab Sample ID:	JD35782-7	**Date Sampled:**	11/23/21
Matrix:	SO - Soil	**Date Received:**	11/23/21
Method:	SW846 8270E BY SIM SW846 3546	**Percent Solids:**	85.9
Project:	2nd Avenue and 33-39th Street, Brooklyn, NY		

	File ID	DF	Analyzed	By	Prep Date	Prep Batch	Analytical Batch
Run #1	4M105035.D	1	12/11/21 03:13	KLS	11/29/21 09:30	OP36836A	E4M4881
Run #2							

	Initial Weight	Final Volume
Run #1	30.9 g	1.0 ml
Run #2		

CAS No.	Compound	Result	RL	MDL	Units	Q
123-91-1	1,4-Dioxane	ND	3.8	1.9	ug/kg	

CAS No.	Surrogate Recoveries	Run# 1	Run# 2	Limits
4165-60-0	Nitrobenzene-d5	64%		10-107%
321-60-8	2-Fluorobiphenyl	63%		17-91%
1718-51-0	Terphenyl-d14	63%		17-105%

ND = Not detected MDL = Method Detection Limit J = Indicates an estimated value
RL = Reporting Limit B = Indicates analyte found in associated method blank
E = Indicates value exceeds calibration range N = Indicates presumptive evidence of a compound

Report of Analysis

Client Sample ID:	TT-SB-10-7.0-9.0		
Lab Sample ID:	JD35782-7	**Date Sampled:**	11/23/21
Matrix:	SO - Soil	**Date Received:**	11/23/21
Method:	SW846 8151A SW846 3546	**Percent Solids:**	85.9
Project:	2nd Avenue and 33-39th Street, Brooklyn, NY		

	File ID	DF	Analyzed	By	Prep Date	Prep Batch	Analytical Batch
Run #1 [a]	3G134400.D	4	12/04/21 07:12	RK	11/30/21 09:50	OP36859	G3G4902
Run #2							

	Initial Weight	Final Volume
Run #1	15.7 g	5.0 ml
Run #2		

Herbicide List

CAS No.	Compound	Result	RL	MDL	Units	Q
94-75-7	2,4-D	ND	74	33	ug/kg	
93-72-1	2,4,5-TP (Silvex)	ND	15	8.4	ug/kg	
93-76-5	2,4,5-T	ND	15	7.4	ug/kg	

CAS No.	Surrogate Recoveries	Run# 1	Run# 2	Limits
19719-28-9	2,4-DCAA	8% [b]		10-125%
19719-28-9	2,4-DCAA	5% [b]		10-125%

(a) Had TBA cleanup. Dilution required due to matrix interference.
(b) Outside control limits due to matrix interference and dilution.

ND = Not detected MDL = Method Detection Limit
RL = Reporting Limit
E = Indicates value exceeds calibration range

J = Indicates an estimated value
B = Indicates analyte found in associated method blank
N = Indicates presumptive evidence of a compound

Report of Analysis

Client Sample ID:	TT-SB-10-7.0-9.0		
Lab Sample ID:	JD35782-7	**Date Sampled:**	11/23/21
Matrix:	SO - Soil	**Date Received:**	11/23/21
Method:	SW846 8081B SW846 3546	**Percent Solids:**	85.9
Project:	2nd Avenue and 33-39th Street, Brooklyn, NY		

	File ID	DF	Analyzed	By	Prep Date	Prep Batch	Analytical Batch
Run #1	1G171601.D	1	11/30/21 17:30	KS	11/27/21 10:05	OP36830	G1G5919
Run #2							

	Initial Weight	Final Volume
Run #1	15.4 g	10.0 ml
Run #2		

Pesticide TCL List

CAS No.	Compound	Result	RL	MDL	Units	Q
309-00-2	Aldrin	ND	0.76	0.62	ug/kg	
319-84-6	alpha-BHC	ND	0.76	0.61	ug/kg	
319-85-7	beta-BHC	ND	0.76	0.68	ug/kg	
319-86-8	delta-BHC	ND	0.76	0.73	ug/kg	
58-89-9	gamma-BHC (Lindane)	ND	0.76	0.56	ug/kg	
5103-71-9	alpha-Chlordane	ND	0.76	0.61	ug/kg	
5103-74-2	gamma-Chlordane	ND	0.76	0.34	ug/kg	
60-57-1	Dieldrin	ND	0.76	0.52	ug/kg	
72-54-8	4,4'-DDD [a]	1.1	0.76	0.69	ug/kg	
72-55-9	4,4'-DDE	2.2	0.76	0.66	ug/kg	
50-29-3	4,4'-DDT [a]	0.86	0.76	0.67	ug/kg	
72-20-8	Endrin	ND	0.76	0.59	ug/kg	
1031-07-8	Endosulfan sulfate	ND	0.76	0.59	ug/kg	
7421-93-4	Endrin aldehyde	ND	0.76	0.43	ug/kg	
959-98-8	Endosulfan-I	ND	0.76	0.44	ug/kg	
33213-65-9	Endosulfan-II	ND	0.76	0.47	ug/kg	
76-44-8	Heptachlor	ND	0.76	0.65	ug/kg	
1024-57-3	Heptachlor epoxide	ND	0.76	0.53	ug/kg	
72-43-5	Methoxychlor	4.1	1.5	0.60	ug/kg	
53494-70-5	Endrin ketone	ND	0.76	0.55	ug/kg	
8001-35-2	Toxaphene	ND	19	18	ug/kg	

CAS No.	Surrogate Recoveries	Run# 1	Run# 2	Limits
877-09-8	Tetrachloro-m-xylene	76%		27-138%
877-09-8	Tetrachloro-m-xylene	73%		27-138%
2051-24-3	Decachlorobiphenyl	70%		10-179%
2051-24-3	Decachlorobiphenyl	135%		10-179%

(a) More than 40 % RPD for detected concentrations between the two GC columns.

ND = Not detected MDL = Method Detection Limit
RL = Reporting Limit
E = Indicates value exceeds calibration range

J = Indicates an estimated value
B = Indicates analyte found in associated method blank
N = Indicates presumptive evidence of a compound

Report of Analysis

Client Sample ID:	TT-SB-10-7.0-9.0		
Lab Sample ID:	JD35782-7	**Date Sampled:**	11/23/21
Matrix:	SO - Soil	**Date Received:**	11/23/21
Method:	SW846 8082A SW846 3546	**Percent Solids:**	85.9
Project:	2nd Avenue and 33-39th Street, Brooklyn, NY		

	File ID	DF	Analyzed	By	Prep Date	Prep Batch	Analytical Batch
Run #1	XX2475140.D	1	12/02/21 07:40	TL	11/27/21 10:05	OP36831	GXX7671
Run #2							

	Initial Weight	Final Volume
Run #1	15.4 g	10.0 ml
Run #2		

PCB List

CAS No.	Compound	Result	RL	MDL	Units	Q
12674-11-2	Aroclor 1016	ND	38	18	ug/kg	
11104-28-2	Aroclor 1221	ND	38	23	ug/kg	
11141-16-5	Aroclor 1232	ND	38	24	ug/kg	
53469-21-9	Aroclor 1242	ND	38	15	ug/kg	
12672-29-6	Aroclor 1248	ND	38	34	ug/kg	
11097-69-1	Aroclor 1254	ND	38	20	ug/kg	
11096-82-5	Aroclor 1260	ND	38	16	ug/kg	
11100-14-4	Aroclor 1268	ND	38	16	ug/kg	
37324-23-5	Aroclor 1262	ND	38	25	ug/kg	

CAS No.	Surrogate Recoveries	Run# 1	Run# 2	Limits
877-09-8	Tetrachloro-m-xylene	69%		24-152%
877-09-8	Tetrachloro-m-xylene	78%		24-152%
2051-24-3	Decachlorobiphenyl	70%		10-172%
2051-24-3	Decachlorobiphenyl	82%		10-172%

ND = Not detected MDL = Method Detection Limit
RL = Reporting Limit
E = Indicates value exceeds calibration range

J = Indicates an estimated value
B = Indicates analyte found in associated method blank
N = Indicates presumptive evidence of a compound

Report of Analysis

Client Sample ID:	TT-SB-10-7.0-9.0		
Lab Sample ID:	JD35782-7	**Date Sampled:**	11/23/21
Matrix:	SO - Soil	**Date Received:**	11/23/21
		Percent Solids:	85.9
Project:	2nd Avenue and 33-39th Street, Brooklyn, NY		

Metals Analysis

Analyte	Result	RL	Units	DF	Prep	Analyzed	By	Method	Prep Method
Aluminum	9560	57	mg/kg	1	12/01/21	12/02/21	ND	SW846 6010D [2]	SW846 3050B [5]
Antimony	< 2.3	2.3	mg/kg	1	12/01/21	12/02/21	ND	SW846 6010D [2]	SW846 3050B [5]
Arsenic	4.5	2.3	mg/kg	1	12/01/21	12/02/21	ND	SW846 6010D [2]	SW846 3050B [5]
Barium	78.5	23	mg/kg	1	12/01/21	12/02/21	ND	SW846 6010D [2]	SW846 3050B [5]
Beryllium	0.62	0.23	mg/kg	1	12/01/21	12/02/21	ND	SW846 6010D [2]	SW846 3050B [5]
Cadmium	3.0	0.57	mg/kg	1	12/01/21	12/02/21	ND	SW846 6010D [2]	SW846 3050B [5]
Calcium	30100	1100	mg/kg	2	12/01/21	12/10/21	ND	SW846 6010D [3]	SW846 3050B [5]
Chromium	17.1	1.1	mg/kg	1	12/01/21	12/02/21	ND	SW846 6010D [2]	SW846 3050B [5]
Cobalt	5.7	5.7	mg/kg	1	12/01/21	12/02/21	ND	SW846 6010D [2]	SW846 3050B [5]
Copper	15.5	2.8	mg/kg	1	12/01/21	12/02/21	ND	SW846 6010D [2]	SW846 3050B [5]
Iron	14700	57	mg/kg	1	12/01/21	12/02/21	ND	SW846 6010D [2]	SW846 3050B [5]
Lead	73.3	2.3	mg/kg	1	12/01/21	12/02/21	ND	SW846 6010D [2]	SW846 3050B [5]
Magnesium	8400	570	mg/kg	1	12/01/21	12/02/21	ND	SW846 6010D [2]	SW846 3050B [5]
Manganese	390	1.7	mg/kg	1	12/01/21	12/02/21	ND	SW846 6010D [2]	SW846 3050B [5]
Mercury	0.11	0.037	mg/kg	1	11/29/21	11/29/21	SB	SW846 7471B [1]	SW846 7471B [4]
Nickel	21.7	4.5	mg/kg	1	12/01/21	12/02/21	ND	SW846 6010D [2]	SW846 3050B [5]
Potassium	2370	1100	mg/kg	1	12/01/21	12/02/21	ND	SW846 6010D [2]	SW846 3050B [5]
Selenium	< 2.3	2.3	mg/kg	1	12/01/21	12/02/21	ND	SW846 6010D [2]	SW846 3050B [5]
Silver [a]	< 1.1	1.1	mg/kg	2	12/01/21	12/10/21	ND	SW846 6010D [3]	SW846 3050B [5]
Sodium	< 1100	1100	mg/kg	1	12/01/21	12/02/21	ND	SW846 6010D [2]	SW846 3050B [5]
Thallium	< 1.1	1.1	mg/kg	1	12/01/21	12/02/21	ND	SW846 6010D [2]	SW846 3050B [5]
Vanadium	22.7	5.7	mg/kg	1	12/01/21	12/02/21	ND	SW846 6010D [2]	SW846 3050B [5]
Zinc	569	5.7	mg/kg	1	12/01/21	12/02/21	ND	SW846 6010D [2]	SW846 3050B [5]

(1) Instrument QC Batch: MA51494
(2) Instrument QC Batch: MA51527
(3) Instrument QC Batch: MA51586
(4) Prep QC Batch: MP30055
(5) Prep QC Batch: MP30089

(a) Elevated detection limit due to dilution required for high interfering element.

RL = Reporting Limit

Report of Analysis

Client Sample ID:	TT-SB-10-7.0-9.0		
Lab Sample ID:	JD35782-7	**Date Sampled:**	11/23/21
Matrix:	SO - Soil	**Date Received:**	11/23/21
		Percent Solids:	85.9
Project:	2nd Avenue and 33-39th Street, Brooklyn, NY		

General Chemistry

Analyte	Result	RL	Units	DF	Analyzed	By	Method
Cyanide [a]	< 0.23	0.23	mg/kg	1	12/08/21 21:18	EB	SW846 9012B/LACHAT
Solids, Percent	85.9		%	1	11/29/21 16:30	BG	SM2540 G 18TH ED MOD

(a) Sample prepped within holding time, but run out of holding time.

RL = Reporting Limit

Report of Analysis

Client Sample ID:	TT-SB-10-7.0-9.0		
Lab Sample ID:	JD35782-7A	**Date Sampled:**	11/23/21
Matrix:	SO - Soil	**Date Received:**	11/23/21
Method:	EPA 537M BY ID IN HOUSE	**Percent Solids:**	85.9
Project:	2nd Avenue and 33-39th Street, Brooklyn, NY		

	File ID	DF	Analyzed	By	Prep Date	Prep Batch	Analytical Batch
Run #1 [a]	3Q50972.D	1	12/21/21 14:26	AFL	12/10/21 15:00	F:OP88771	F:S3Q713
Run #2							

	Initial Weight	Final Volume
Run #1	2.00 g	1.0 ml
Run #2		

PFAS List

CAS No.	Compound	Result	RL	MDL	Units	Q
PERFLUOROALKYLCARBOXYLIC ACIDS						
375-22-4	Perfluorobutanoic acid	ND	1.2	0.44	ug/kg	
2706-90-3	Perfluoropentanoic acid	ND	0.58	0.29	ug/kg	
307-24-4	Perfluorohexanoic acid	ND	0.58	0.29	ug/kg	
375-85-9	Perfluoroheptanoic acid	ND	0.58	0.29	ug/kg	
335-67-1	Perfluorooctanoic acid	ND	0.58	0.29	ug/kg	
375-95-1	Perfluorononanoic acid	ND	0.58	0.29	ug/kg	
335-76-2	Perfluorodecanoic acid	ND	0.58	0.29	ug/kg	
2058-94-8	Perfluoroundecanoic acid	ND	0.58	0.29	ug/kg	
307-55-1	Perfluorododecanoic acid	ND	0.58	0.29	ug/kg	
72629-94-8	Perfluorotridecanoic acid	ND	0.58	0.31	ug/kg	
376-06-7	Perfluorotetradecanoic acid	ND	0.58	0.29	ug/kg	
PERFLUOROALKYLSULFONIC ACIDS						
375-73-5	Perfluorobutanesulfonic acid	ND	0.58	0.29	ug/kg	
355-46-4	Perfluorohexanesulfonic acid	ND	0.58	0.29	ug/kg	
375-92-8	Perfluoroheptanesulfonic acid	ND	0.58	0.29	ug/kg	
1763-23-1	Perfluorooctanesulfonic acid	0.36	0.58	0.29	ug/kg	J
335-77-3	Perfluorodecanesulfonic acid	ND	0.58	0.29	ug/kg	
PERFLUOROOCTANESULFONAMIDES						
754-91-6	PFOSA	ND	0.58	0.29	ug/kg	
PERFLUOROOCTANESULFONAMIDOACETIC ACIDS						
2355-31-9	MeFOSAA	ND	1.2	0.58	ug/kg	
2991-50-6	EtFOSAA	ND	1.2	0.58	ug/kg	
FLUOROTELOMER SULFONATES						
27619-97-2	6:2 Fluorotelomer sulfonate	ND	1.2	0.29	ug/kg	
39108-34-4	8:2 Fluorotelomer sulfonate	ND	1.2	0.29	ug/kg	

ND = Not detected MDL = Method Detection Limit J = Indicates an estimated value
RL = Reporting Limit B = Indicates analyte found in associated method blank
E = Indicates value exceeds calibration range N = Indicates presumptive evidence of a compound

Report of Analysis

Client Sample ID:	TT-SB-10-7.0-9.0		
Lab Sample ID:	JD35782-7A	**Date Sampled:**	11/23/21
Matrix:	SO - Soil	**Date Received:**	11/23/21
Method:	EPA 537M BY ID IN HOUSE	**Percent Solids:**	85.9
Project:	2nd Avenue and 33-39th Street, Brooklyn, NY		

PFAS List

CAS No.	ID Standard Recoveries	Run# 1	Run# 2	Limits
	13C4-PFBA	73%		40-140%
	13C5-PFPeA	74%		50-150%
	13C5-PFHxA	74%		50-150%
	13C4-PFHpA	76%		50-150%
	13C8-PFOA	75%		50-150%
	13C9-PFNA	75%		50-150%
	13C6-PFDA	76%		50-150%
	13C7-PFUnDA	70%		40-140%
	13C2-PFDoDA	68%		40-140%
	13C2-PFTeDA	71%		30-130%
	13C3-PFBS	73%		50-150%
	13C3-PFHxS	73%		50-150%
	13C8-PFOS	71%		50-150%
	13C8-FOSA	72%		30-130%
	d3-MeFOSAA	89%		40-140%
	d5-EtFOSAA	94%		40-140%
	13C2-6:2FTS	71%		50-150%
	13C2-8:2FTS	79%		50-150%

(a) Analysis performed at SGS Orlando, FL.

ND = Not detected MDL = Method Detection Limit
RL = Reporting Limit
E = Indicates value exceeds calibration range

J = Indicates an estimated value
B = Indicates analyte found in associated method blank
N = Indicates presumptive evidence of a compound

Misc. Forms

Custody Documents and Other Forms

Includes the following where applicable:

- Chain of Custody
- Chain of Custody (SGS Orlando, FL)

SO
SLL

CHAIN OF CUSTODY

SGS

SGS North America Inc. - Dayton
2235 Route 130, Dayton, NJ 08810
TEL. 732-329-0200 FAX: 732-329-3499/3480
www.sgs.com/ehsusa

EHSA-QAC-0023-04-FORM-Standard COC

Page __ of __

FED-EX Tracking #
SGS Quote #
Bottle Order Control # JS-111121-141
SGS Job # JD35782

Client / Reporting Information

Company Name: TETRA TECH
Street Address: 6 CENTURY DR.
City / State / Zip: PARSIPPANY NJ 07954
Project Contact / E-mail: BOB CANTAGALLO ROBERT.CANTAGALLO@TETRATECH.COM
Phone #: 973 630 4045
Sampler(s) Name(s) / Phone #: A. VALLI

Project Information

Project Name: 2ND AVE & 33RD SE.
Street
City / State: BROOKLYN NY
Project #
Client Purchase Order #
Project Manager
Billing Information (if different from Report to)
Company Name
Street Address
City / State / Zip
Attention:

Requested Analysis

SGS Sample #	Field ID / Point of Collection	MEOH/DI Vial #	Date	Time	Sampled by	Grab (G) Comp (C)	Source Chlorinated (Y/N)	Matrix	# of bottles	HCl	NaOH	HNO_3	H_2SO_4	NONE	DI Water	MEOH	ENCORE	V8260 TCL 20T	AB8270 TCL+20	B8270 SIM 1,4DIOX	P8081 PEST TCL	P8082 PCB 11	H8151 STD	X MTAL CN	MTAL	LCID 537 NY 21			LAB USE ONLY
1	TT-SB-05-6.5-8.5	●	11/19/2021	1350	AV	G		SO	6					3			3	✓	✓	✓	✓	✓	✓	✓		✓			D44
2	SDUP-01	●	11/19/2021	1600	AV	G		SO	6					3			3	✓	✓	✓	✓	✓	✓	✓		✓			P13
3	TT-SB-06-5.0-7.0	●	11/22/2021	0935	AV	G		SO	6					3			3	✓	✓	✓	✓	✓	✓	✓		✓			SUB
4	TT-SB-07-6.0-8.0	●	11/22/2021	1223	AV	G		SO	6					3			3	✓	✓	✓	✓	✓	✓	✓		✓			Encore
5	TT-SB-08-7.0-9.0	●	11/22/2021	1404	AV	G		SO	6					5			3	✓	✓	✓	✓	✓	✓	✓		✓			1461
6	TT-SB-09-5.0-7.0	★	11/23/2021	0915	AV	G		SO	18					9			9	✓	✓	✓	✓	✓	✓	✓		✓			4981
7	TT-SB-10-7.0-9.0	●	11/23/2021	1106	AV	G		SO	6					3			3	✓	✓	✓	✓	✓	✓	✓		✓			

pH Check (Lab Use Only)

Matrix Codes

DW - Drinking Water
GW - Ground Water
WW - Water
SW - Surface Water
SO - Soil
SL- Sludge
SED-Sediment
OI - Oil
LIQ - Other Liquid
AIR - Air
SOL - Other Solid
WP - Wipe
FB - Field Blank
EB-Equipment Blank
RB - Rinse Blank
TB - Trip Blank

Turn Around Time (Business Days)

Approved By (SGS PM): / Date:

- ☐ 10 Business Days
- ☐ 5 Business Days
- ☐ 3 Business Days*
- ☐ 2 Business Days*
- ☐ 1 Business Day*
- ☐ Other

All data available via Leblink

* Approval needed for 1-3 Business Day TAT

Deliverable

- ☐ Commercial "A" (Level 1)
- ☐ Commercial "B" (Level 2)
- ☐ NJ Reduced (Level 3)
- ☐ Full Tier I (Level 4)
- ☐ Commercial "C"
- ☐ NJ DKQP
- ☐ NYASP Category A
- ☐ NYASP Category B
- ☐ MA MCP Criteria
- ☐ CT RCP Criteria
- ☐ State Forms
- ☐ EDD Format
- ☐ DOD-QSM5

Commercial "A" = Results only; Commercial "B" = Results + QC Summary
Commercial "C" = Results + QC Summary + Partial Raw data

Comments / Special Instructions

TT-SB-09-5.0-7.0 → MS/MSD
★ 9x5gram encore
● 3x5gram encore

Initial Assessment 23 AR
Label Verification

http://www.sgs.com/en/terms-and-conditions

Sample Custody must be documented below each time samples change possession, including courier delivery.

Relinquished By:	Date / Time:	Received By:	Relinquished By:	Date / Time:	Received By:
1 [signature]	11/23/2021 1304	[signature]	2 [signature]	11/23/21 1526	2
3		3	4		4
5		5	Custody Seal #	☐ Intact ☐ Not intact ☐ Absent	Therm ID: See Sample Receipt Summary On Ice ☒ Cooler Temp. °C 3.1, 2.5 CIP

5.1

5

JD35782: Chain of Custody
Page 1 of 3

SGS Sample Receipt Summary

Job Number: JD35782 **Client:** TETRA TECH **Project:** 2ND AVENUE AND 33-39TH STREET, BROOKL

Date / Time Received: 11/23/2021 3:26:00 PM **Delivery Method:** **Airbill #'s:**

Cooler Temps (Raw Measured) °C: Cooler 1: (3.1); Cooler 2: (2.5);

Cooler Temps (Corrected) °C: Cooler 1: (1.7); Cooler 2: (1.1);

Cooler Security	Y	or	N		Y	or	N
1. Custody Seals Present:	☑		☐	3. COC Present:	☑		☐
2. Custody Seals Intact:	☑		☐	4. Smpl Dates/Time OK	☑		☐

Cooler Temperature	Y	or	N
1. Temp criteria achieved:	☑		☐
2. Cooler temp verification:	IR Gun		
3. Cooler media:	Ice (Bag)		
4. No. Coolers:	2		

Quality Control Preservation	Y	or	N	N/A
1. Trip Blank present / cooler:	☐		☐	☑
2. Trip Blank listed on COC:	☐		☐	☑
3. Samples preserved properly:	☑		☐	
4. VOCs headspace free:	☐		☐	☑

Sample Integrity - Documentation	Y	or	N
1. Sample labels present on bottles:	☑		☐
2. Container labeling complete:	☑		☐
3. Sample container label / COC agree:	☑		☐

Sample Integrity - Condition	Y	or	N
1. Sample recvd within HT:	☑		☐
2. All containers accounted for:	☑		☐
3. Condition of sample:	Intact		

Sample Integrity - Instructions	Y	or	N	N/A
1. Analysis requested is clear:	☑		☐	
2. Bottles received for unspecified tests	☐		☑	
3. Sufficient volume recvd for analysis:	☑		☐	
4. Compositing instructions clear:	☐		☐	☑
5. Filtering instructions clear:	☐		☐	☑

Test Strip Lot #s: pH 1-12: 231619 pH 12+: 203117A Other: (Specify) _____ _____

Comments

SM089-03
Rev. Date 12/7/17

5.1

5

JD35782: Chain of Custody
Page 2 of 3

Job Change Order: JD35782

Requested Date:	12/13/2021	**Received Date:**	11/23/2021
Account Name:	Tetra Tech	**Due Date:**	12/13/2021
Project Description:	2nd Avenue and 33-39th Street, Brooklyn, NY	**Deliverable:**	NYASPB
C/O Initiated By:	JADONS **PM:** JBS	**TAT (Days):**	7

==========

Sample #: JD35782-ALL

Dept:

TAT: 7

Change:
Please move project to TTNJP90692 and re-sub to ALSE.

==========

Above Changes Per: Jadon Schiller **Date/Time:** 12/13/2021

To Client: This Change Order is confirmation of the revisions, previously discussed with the Client Service Representative.

JD35782: Chain of Custody
Page 3 of 3

SGS

CHAIN OF CUSTODY

SGS North America Inc. - Dayton
2235 Route 130, Dayton, NJ 08810
TEL. 732-329-0200 FAX: 732-329-3499/3480
www.sgs.com/ehsusa

Page 1 of 1

FED-EX Tracking #
Bottle Order Control #
SGS Quote #
SGS Job # JD35782

Client / Reporting Information

Company Name:
Street Address
City State Zip
Project Contact E-mail: Jadon.Schiller@sgs.com
Phone #
Sampler(s) Name(s): AV Phone

Project Information

Project Name: 2nd Avenue and 33-39th Street, Brooklyn, NY
Street
City State
Project #
Client Purchase Order #
Project Manager

Billing Information (if different from Report to)
Company Name
Street Address
City State Zip
Attention:

Requested Analysis

Matrix Codes

DW - Drinking Water
GW - Ground Water
WW - Water
SW - Surface Water
SO - Soil
SL- Sludge
SED-Sediment
OI - Oil
LIQ - Other Liquid
AIR - Air
SOL - Other Solid
WP - Wipe
FB - Field Blank
EB-Equipment Blank
RB - Rinse Blank
TB - Trip Blank

SGS Sample #	Field ID / Point of Collection	MEOH/DI Vial #	Collection Date	Collection Time	Sampled by	Matrix	# of bottles	HCl	NaOH	HNO_3	H_2SO_4	NONE	DI Water	MEOH	ENCORE	LCID537NY21	LAB USE ONLY
1A	TT-SB-05-6.5-8.5		11/19/21	1:50:00 PM	AV	SO										X	
2A	S DUP-01		11/19/21	4:00:00 PM	AV	SO										X	
3A	TT-SB-06-5.0-7.0		11/22/21	9:35:00 AM	AV	SO										X	
4A	TT-SB-07-6.0-8.0		11/22/21	12:23:00 PM	AV	SO										X	
5A	TT-SB-08-7.0-9.0		11/22/21	2:04:00 PM	AV	SO										X	
6A	TT-SB-09-5.0-7.0		11/23/21	9:15:00 AM	AV	SO										X	
6AD	TT-SB-09-5.0-7.0		11/23/21	9:15:00 AM	AV	SO										X	
6AS	TT-SB-09-5.0-7.0		11/23/21	9:15:00 AM	AV	SO										X	
7A	TT-SB-10-7.0-9.0		11/23/21	11:06:00 AM	AV	SO										X	

Turnaround Time (Business days)

Approved By (SGS PM): / Date:

- ☐ Standard 10 Business Days
- ☐ 5 Business Days RUSH
- ☐ 3 Business Days RUSH
- ☐ 2 Business Days RUSH
- ☐ 1 Business Day EMERGENCY
- ☒ Other 1/14/1900

Emergency & Rush T/A data available via Lablink Approval needed for RUSH/Emergency TAT

Data Deliverable Information

- ☐ Commercial "A" (Level 1)
- ☐ Commercial "B" (Level 2)
- ☐ FULLT1 (Level 3+4)
- ☐ NJ Reduced
- ☐ Commercial "C"
- ☐ NYASP Category A
- ☐ NYASP Category B
- ☐ State Forms
- ☐ EDD Format
- ☒ Other NYASPB

Commercial "A" = Results Only
Commercial "B" = Results + QC Summary
Commercial "C" = Results + QC Summary + Partial Raw data

Comments / Special Instructions

INITIAL ASSESSMENT

LABEL VERIFICATION

http://www.sgs.com/en/terms-and-conditions

Sample Custody must be documented below each time samples change possession, including courier delivery.

Relinquished by:	Date / Time:	Received By:	Relinquished By:	Date / Time:	Received By:
1 [signature]	11/24/21 16:30	1 FedEx	2	11/30/21 1500	2 [signature]
3		3	4		4
5		5			

Custody Seal # ☐ Intact ☐ Not intact ☐ Absent ☐ Preserved where applicable ☐ Therm. ID: ☐ On Ice ☐ Cooler Temp. °C 4.2-1.1

jd35782.xls

5.2

5

JD35782: Chain of Custody
Page 1 of 2
SGS Orlando, FL

SGS Sample Receipt Summary

Job Number: JD35782 **Client:** SGS NJ **Project:** 2ND AVENUE AND 33-39TH STREET, BROOLK

Date / Time Received: 11/30/2021 3:00:00 PM **Delivery Method:** FX **Airbill #'s:** 5272 0636 6565

Therm ID: IR 1; **Therm CF:** 0.2; **# of Coolers:** 1

Cooler Temps (Raw Measured) °C: Cooler 1: (4.0);

Cooler Temps (Corrected) °C: Cooler 1: (4.2);

Cooler Information	Y	or	N
1. Custody Seals Present	☑		☐
2. Custody Seals Intact	☑		☐
3. Temp criteria achieved	☑		☐
4. Cooler temp verification	IR Gun		
5. Cooler media	Ice (Bag)		

Trip Blank Information	Y	or	N	N/A
1. Trip Blank present / cooler	☐		☐	☑
2. Trip Blank listed on COC	☐		☐	☑
	W	**or**	**S**	**N/A**
3. Type Of TB Received	☐		☐	☑

Sample Information	Y	or	N	N/A
1. Sample labels present on bottles	☑		☐	
2. Samples preserved properly	☑		☐	
3. Sufficient volume/containers recvd for analysis:	☑		☐	
4. Condition of sample	Intact			
5. Sample recvd within HT	☑		☐	
6. Dates/Times/IDs on COC match Sample Label	☑		☐	
7. VOCs have headspace	☐		☐	☑
8. Bottles received for unspecified tests	☐		☑	
9. Compositing instructions clear	☐		☐	☑
10. Voa Soil Kits/Jars received past 48hrs?	☐		☐	☑
11. % Solids Jar received?	☐		☐	☑
12. Residual Chlorine Present?	☐		☐	☑

Misc. Information

Number of Encores: 25-Gram _____ 5-Gram _____ Number of 5035 Field Kits: _____ Number of Lab Filtered Metals: _____

Test Strip Lot #s: pH 0-3 230315 pH 10-12 219813A Other: (Specify) _____ _____

Residual Chlorine Test Strip Lot #: _____

Comments

SM001
Rev. Date 05/24/17

Technician: STEPHENP Date: 11/30/2021 3:00:00 P Reviewer: _____ Date: _____

JD35782: Chain of Custody
Page 2 of 2

The results set forth herein are provided by SGS North America Inc.

e-Hardcopy 2.0
Automated Report

Technical Report for

Tetra Tech

2nd Avenue and 33-39th Street, Brooklyn, NY

SGS Job Number: JD35850

Sampling Dates: 11/23/21 - 11/24/21

Report to:

Tetra Tech

Robert.Cantagallo@tetratech.com

ATTN: Bob Cantagallo

Total number of pages in report: 46

Test results contained within this data package meet the requirements of the National Environmental Laboratory Accreditation Program and/or state specific certification programs as applicable.

Mike Earp
General Manager

Client Service contact: Jadon Schiller 732-329-0200

Certifications: NJ(12129), NY(10983), CA, CT, FL, IL, IN, KS, KY, LA, MA, MD, ME, MN, NC, OH VAP (CL0056), AK (UST-103), AZ (AZ0786), PA, RI, SC, TX, UT, VA, WV, DoD ELAP (ANAB L2248)

This report shall not be reproduced, except in its entirety, without the written approval of SGS.
Test results relate only to samples analyzed.

SGS North America Inc. • 2235 Route 130 • Dayton, NJ 08810 • tel: 732-329-0200 • fax: 732-329-3499

SGS is the sole authority for authorizing edits or modifications to this document.
Unauthorized modification of this report is strictly prohibited.
Review standard terms at: http://www.sgs.com/en/terms-and-conditions

Please share your ideas about
how we can serve you better at:
EHS.US.CustomerCare@sgs.com

Table of Contents

-1-

Section 1: Sample Summary **3**
Section 2: Case Narrative/Conformance Summary **4**
Section 3: Summary of Hits **10**
Section 4: Sample Results **13**
4.1: JD35850-1: TT-SB-11-6.5-8.5 14
4.2: JD35850-1A: TT-SB-11-6.5-8.5 26
4.3: JD35850-2: TT-SB-12-7.0-9.0 28
4.4: JD35850-2A: TT-SB-12-7.0-9.0 39
Section 5: Misc. Forms **41**
5.1: Chain of Custody 42
5.2: Chain of Custody (SGS Orlando, FL) 45

SGS LabLink@1124010 14:36 21-Jan-2022

Sample Summary

Tetra Tech

Job No: JD35850

2nd Avenue and 33-39th Street, Brooklyn, NY

Sample Number	Collected Date	Time	By	Received	Matrix Code	Type	Client Sample ID
JD35850-1	11/23/21	13:35	AV	11/24/21	SO	Soil	TT-SB-11-6.5-8.5
JD35850-1A	11/23/21	13:35	AV	11/24/21	SO	Soil	TT-SB-11-6.5-8.5
JD35850-2	11/24/21	09:08	AV	11/24/21	SO	Soil	TT-SB-12-7.0-9.0
JD35850-2A	11/24/21	09:08	AV	11/24/21	SO	Soil	TT-SB-12-7.0-9.0

This report contains results reported as ND = Not detected. The following applies:
Organics ND = Not detected above the MDL

Soil samples reported on a dry weight basis unless otherwise indicated on result page.

CASE NARRATIVE / CONFORMANCE SUMMARY

Client:	Tetra Tech	**Job No:**	JD35850
Site:	2nd Avenue and 33-39th Street, Brooklyn, NY	**Report Date**	12/23/2021 3:13:06 P

On 11/24/2021, 2 Sample(s), 0 Trip Blank(s) and 0 Field Blank(s) were received at SGS North America Inc. at a maximum corrected temperature of 1.3 C. Samples were intact and chemically preserved, unless noted below. A SGS North America Inc. Job Number of JD35850 was assigned to the project. Laboratory sample ID, client sample ID and dates of sample collection are detailed in the report's Results Summary Section.

Specified quality control criteria were achieved for this job except as noted below. For more information, please refer to the analytical results and QC summary pages.

Compounds qualified as out of range in the continuing calibration summary report are acceptable as per method requirements when there is a high bias but the sample result is non-detect.

MS Volatiles By Method SW846 8260D

Matrix: SO **Batch ID:** V1C7964

- All samples were analyzed within the recommended method holding time.
- All method blanks for this batch meet method specific criteria.
- Sample(s) JD35538-1AMS, JD35538-1AMSD were used as the QC samples indicated.
- Matrix Spike Recovery(s) for 1,1,2-Trichloroethane, 1,1-Dichloroethane, 1,1-Dichloroethene, 1,2,4-Trichlorobenzene, 1,2-Dibromoethane, 1,2-Dichlorobenzene, 1,2-Dichloroethane, 1,2-Dichloropropane, 1,3-Dichlorobenzene, 1,4-Dichlorobenzene, 2-Butanone (MEK), 2-Hexanone, 4-Methyl-2-pentanone(MIBK), Benzene, Bromochloromethane, Bromodichloromethane, Bromoform, Carbon disulfide, Chlorobenzene, Chloroethane, Chloroform, cis-1,2-Dichloroethene, cis-1,3-Dichloropropene, Dibromochloromethane, Ethylbenzene, Isopropylbenzene, m,p-Xylene, Methylene chloride, o-Xylene, Styrene, Tetrachloroethene, Toluene, trans-1,2-Dichloroethene, trans-1,3-Dichloropropene, Trichloroethene, Xylene (total) are outside control limits. Outside control limits due to matrix interference.
- Matrix Spike Duplicate Recovery(s) for 1,1,2-Trichloroethane, 1,1-Dichloroethene, 1,2-Dichloroethane, 1,2-Dichloropropane, 2-Hexanone, Benzene, Bromodichloromethane, Bromoform, Chloroethane, Chloroform, Dibromochloromethane, Methylene chloride, o-Xylene, Tetrachloroethene, Trichloroethene, Vinyl chloride, 1,2-Dibromoethane, 1,2-Dichlorobenzene, 1,3-Dichlorobenzene, 1,4-Dichlorobenzene, Bromochloromethane, Carbon disulfide, Chlorobenzene, cis-1,2-Dichloroethene, cis-1,3-Dichloropropene, Ethylbenzene, m,p-Xylene, Styrene, Toluene, trans-1,2-Dichloroethene, trans-1,3-Dichloropropene, Xylene (total) are outside control limits. Outside control limits due to matrix interference.
- Matrix Spike/Matrix Spike Duplicate Recovery(s) for Vinyl chloride are outside control limits. Outside control limits due to high level in sample relative to spike amount.
- RPD(s) for MS/MSD for 1,2,4-Trichlorobenzene, 1,2-Dibromoethane, 1,2-Dichlorobenzene, 1,3-Dichlorobenzene, 1,4-Dichlorobenzene, Bromochloromethane, Carbon disulfide, Chlorobenzene, cis-1,2-Dichloroethene, cis-1,3-Dichloropropene, Ethylbenzene, m,p-Xylene, Styrene, Toluene, trans-1,2-Dichloroethene, trans-1,3-Dichloropropene, Xylene (total) are outside control limits. Outside control limits due to matrix interference.

MS Semi-volatiles By Method EPA 537M BY ID

Matrix: SO **Batch ID:** F:OP88771

- The data for EPA 537M BY ID meets quality control requirements.
- JD35850-2A: Analysis performed at SGS Orlando, FL.
- JD35850-1A: Analysis performed at SGS Orlando, FL.

MS Semi-volatiles By Method SW846 8270E

Matrix: SO	**Batch ID:** OP36860

- All samples were extracted within the recommended method holding time.
- Sample(s) JD35820-1MS, JD35820-1MSD were used as the QC samples indicated.
- All method blanks for this batch meet method specific criteria.
- Matrix Spike/Matrix Spike Duplicate Recovery(s) for Caprolactam are outside control limits. Outside control limits due to matrix interference.
- Matrix Spike/Matrix Spike Duplicate Recovery(s) for 2-Methylnaphthalene are outside control limits. Outside control limits due to high level in sample relative to spike amount.
- JD35850-1 for 1,4-Dioxane: Associated CCV outside of control limits low. Low-level verification was analyzed to demonstrate system suitability to detect affected analytes. Sample was ND.
- JD35850-2 for 4-Nitrophenol: Associated CCV outside of control limits high, sample was ND.
- JD35850-1 for 4-Nitrophenol: Associated CCV outside of control limits high, sample was ND.
- JD35850-2 for 1,4-Dioxane: Associated CCV outside of control limits low. Low-level verification was analyzed to demonstrate system suitability to detect affected analytes. Sample was ND.

MS Semi-volatiles By Method SW846 8270E BY SIM

Matrix: SO	**Batch ID:** OP36860A

- All samples were extracted within the recommended method holding time.
- Sample(s) JD35850-1MS, JD35850-1MSD were used as the QC samples indicated.
- All method blanks for this batch meet method specific criteria.

GC/LC Semi-volatiles By Method SW846 8081B

Matrix: SO	**Batch ID:** OP36857

- All samples were extracted within the recommended method holding time.
- All method blanks for this batch meet method specific criteria.
- Sample(s) JD35838-1MS, JD35838-1MSD were used as the QC samples indicated.
- Matrix Spike Recovery(s) for delta-BHC, Dieldrin, Heptachlor are outside control limits. Outside control limits due to matrix interference.
- Matrix Spike Duplicate Recovery(s) for Dieldrin are outside control limits. Outside control limits due to matrix interference.
- JD35850-2: Had TBA cleanup.
- JD35850-1: Had TBA cleanup.
- OP36857-MB1: Had TBA cleanup.
- JD35850-2 for Decachlorobiphenyl: Outside control limits due to matrix interference.
- JD35850-1 for Decachlorobiphenyl: Outside control limits due to matrix interference.
- OP36857-BS1 for Dieldrin: Reported from 2nd signal. 1st signal used for confirmation.
- OP36857-BS1 for Aldrin: Reported from 1st signal, 1st signal used for confirmation.
- OP36857-BS1 for Dieldrin: Reported from 2nd signal. 1st signal used for confirmation.

GC/LC Semi-volatiles By Method SW846 8082A

Matrix: SO	**Batch ID:** OP36858

- All samples were extracted within the recommended method holding time.
- Sample(s) JD35838-3MS, JD35838-3MSD were used as the QC samples indicated.
- All method blanks for this batch meet method specific criteria.
- OP36858-BSD for Aroclor 1260: Analytical precision exceeds in-house control limits. Reported from the 1st signal. The %D of the CCV on the 2nd signal exceeds the method criteria of 20%, so it being used for confirmation only.
- OP36858-BS1 for Aroclor 1260: Reported from the 1st signal. The %D of the CCV on the 2nd signal exceeds the method criteria of 20%, so it being used for confirmation only.
- OP36858-BSD for Aroclor 1016: Analytical precision exceeds in-house control limits.

GC/LC Semi-volatiles By Method SW846 8151A

Matrix: SO	**Batch ID:** OP36859

- All samples were extracted within the recommended method holding time.
- All method blanks for this batch meet method specific criteria.
- Sample(s) JD35782-6MS, JD35782-6MSD were used as the QC samples indicated.
- Matrix Spike Duplicate Recovery(s) for 2,4,5-T, 2,4,5-TP (Silvex) are outside control limits. Outside control limits due to matrix interference.
- RPD(s) for MS/MSD for 2,4,5-T, 2,4,5-TP (Silvex) are outside control limits. Analytical precision exceeds in-house control limits.
- JD35850-2: Had TBA cleanup. Dilution required due to matrix interference.
- OP36859-MB1: Had TBA cleanup.
- OP36859-BS1: Had TBA cleanup.
- OP36859-MSD: Had TBA cleanup. Dilution required due to matrix interference.
- OP36859-MS: Had TBA cleanup. Dilution required due to matrix interference.
- JD35850-1: Had TBA cleanup. Dilution required due to matrix interference.
- JD35850-2 for 2,4-DCAA: Outside control limits due to matrix interference and dilution.

Metals Analysis By Method SW846 6010D

Matrix: SO	Batch ID: MP30111

- All samples were digested within the recommended method holding time.
- All method blanks for this batch meet method specific criteria.
- Sample(s) JD33564-1TMSD, JD33564-1TPS, JD33564-1TSDL, JD33564-1TMS were used as the QC samples for metals.
- Matrix Spike Recovery(s) for Calcium, Magnesium, Zinc are outside control limits. Spike recovery indicates possible matrix interference and/or sample nonhomogeneity.
- Matrix Spike Duplicate Recovery(s) for Calcium, Magnesium, Aluminum, Zinc are outside control limits. Spike recovery indicates possible matrix interference.
- RPD(s) for MS/MSD for Zinc are outside control limits. High rpd due to possible sample nonhomogeneity.
- RPD(s) for Serial Dilution for Cadmium, Selenium, Silver are outside control limits . Percent difference acceptable due to low initial sample concentration (< 50 times IDL).
- JD35850-2 for Copper: Elevated detection limit due to dilution required for high interfering element.
- JD35850-2 for Silver: Elevated detection limit due to dilution required for high interfering element.
- JD35850-2 for Thallium: Elevated detection limit due to dilution required for high interfering element.
- JD35850-2 for Manganese: Elevated detection limit due to dilution required for high interfering element.
- JD35850-2 for Cadmium: Elevated detection limit due to dilution required for high interfering element.
- JD35850-2 for Lead: Elevated detection limit due to dilution required for high interfering element.
- JD35850-2 for Selenium: Elevated detection limit due to dilution required for high interfering element.
- Matrix Spike Recovery(s) for Aluminum are outside control limits.Spike recovery indicates possible matrix interference.
- Matrix Spike Duplicate Recovery(s) for Calcium are outside control limits. Spike amount low relative to the sample amount. Refer to lab control or spike blank for recovery information.

Metals Analysis By Method SW846 7471B

Matrix: SO	Batch ID: MP30076

- All samples were digested within the recommended method holding time.
- All method blanks for this batch meet method specific criteria.
- Sample(s) JD35859-2MS, JD35859-2MSD were used as the QC samples for metals.

General Chemistry By Method SM2540 G 18TH ED MOD

Matrix: SO	Batch ID: GN24294

- Sample(s) JD35846-1DUP were used as the QC samples for Solids, Percent.

General Chemistry By Method SW846 9012B/LACHAT

Matrix: SO	Batch ID: GP37313

- All samples were prepared within the recommended method holding time.
- All method blanks for this batch meet method specific criteria.
- Sample(s) JD35838-1DUP, JD35838-1MS were used as the QC samples for Cyanide.
- Matrix Spike Recovery(s) for Cyanide are outside control limits. Spike recovery indicates possible matrix interference and/or sample nonhomogeneity.
- RPD(s) for Duplicate for Cyanide are outside control limits. RPD acceptable due to low duplicate and sample concentrations.
- JD35850-2 for Cyanide: Sample prepped within holding time, but run out of holding time.
- JD35850-1 for Cyanide: Sample prepped within holding time, but run out of holding time.

SGS North America Inc. certifies that data reported for samples received, listed on the associated custody chain or analytical task order, were produced to specifications meeting the Quality System precision, accuracy and completeness objectives except as noted.

Estimated non-standard method measurement uncertainty data is available on request, based on quality control bias and implicit for standard methods. Acceptable uncertainty requires tested parameter quality control data to meet method criteria.

SGS North America Inc. is not responsible for data quality assumptions if partial reports are used and recommends that this report be used in its entirety. Data release is authorized by SGS North America Inc indicated via signature on the report cover

SAMPLE DELIVERY GROUP CASE NARRATIVE

Client: SGS Dayton, NJ **Job No:** JD35850

Site: TTNJP: 2nd Avenue and 33-39th Street, Brooklyn, NY **Report Date** 12/22/2021 9:08:45

On 11/24/2021, 2 Sample(s), 0 Trip Blank(s) were received at SGS North America Inc. at a maximum corrected temperature of 4.2 C. Samples were intact and chemically preserved, unless noted below. A SGS North America Inc. Job Number of JD35850 was Assigned to the project. Laboratory sample ID, client sample ID and dates of sample collection are detailed in the report's Results Summary Section. Specified quality control criteria were achieved for this job except as noted below. For more information, please refer to the analytical results and QC summary pages

MS Semi-volatiles By Method EPA 537M BY ID

Matrix: SO **Batch ID:** OP88771

All samples were extracted within the recommended method holding time.

All samples were analyzed within the recommended method holding time.

Sample(s) JD35782-6AMS, JD35782-6AMSD were used as the QC samples indicated.

All method blanks for this batch meet method specific criteria.

SGS North America Inc. certifies that data reported for samples received, listed on the associated custody chain or analytical task order, were produced to specifications meeting the Quality System precision, accuracy and completeness objectives except as noted. Estimated non-standard method measurement uncertainty data is available on request, based on quality control bias and implicit for standard methods. Acceptable uncertainty requires tested parameter quality control data to meet method criteria. SGS North America Inc. is not responsible for data quality assumptions if partial reports are used and recommends that this report be used in its entirety.

Narrative prepared by:

_____

Ariel Hartney, Client Services (signature on file)

Summary of Hits

Job Number: JD35850
Account: Tetra Tech
Project: 2nd Avenue and 33-39th Street, Brooklyn, NY
Collected: 11/23/21 thru 11/24/21

Lab Sample ID / Analyte	Client Sample ID	Result/ Qual	RL	MDL	Units	Method
JD35850-1	**TT-SB-11-6.5-8.5**					
Acetone		25.7	9.4	3.9	ug/kg	SW846 8260D
2-Butanone (MEK)		3.8 J	9.4	2.3	ug/kg	SW846 8260D
o-Xylene		0.61 J	0.94	0.43	ug/kg	SW846 8260D
Xylene (total)		0.61 J	0.94	0.43	ug/kg	SW846 8260D
Total TIC, Volatile		124.3 J			ug/kg	
Acenaphthene		212	37	13	ug/kg	SW846 8270E
Acenaphthylene		50.5	37	19	ug/kg	SW846 8270E
Anthracene		341	37	23	ug/kg	SW846 8270E
Benzo(a)anthracene		758	37	11	ug/kg	SW846 8270E
Benzo(a)pyrene		757	37	17	ug/kg	SW846 8270E
Benzo(b)fluoranthene		938	37	16	ug/kg	SW846 8270E
Benzo(g,h,i)perylene		503	37	19	ug/kg	SW846 8270E
Benzo(k)fluoranthene		304	37	17	ug/kg	SW846 8270E
1,1'-Biphenyl		29.7 J	74	5.1	ug/kg	SW846 8270E
Carbazole		90.1	74	5.4	ug/kg	SW846 8270E
Chrysene		791	37	12	ug/kg	SW846 8270E
Dibenzo(a,h)anthracene		141	37	16	ug/kg	SW846 8270E
Dibenzofuran		123	74	15	ug/kg	SW846 8270E
Di-n-butyl phthalate		54.6 J	74	6.0	ug/kg	SW846 8270E
bis(2-Ethylhexyl)phthalate		186	74	8.7	ug/kg	SW846 8270E
Fluoranthene		1880	37	17	ug/kg	SW846 8270E
Fluorene		223	37	17	ug/kg	SW846 8270E
Indeno(1,2,3-cd)pyrene		594	37	17	ug/kg	SW846 8270E
2-Methylnaphthalene		99.4	37	8.4	ug/kg	SW846 8270E
Naphthalene		91.0	37	10	ug/kg	SW846 8270E
Phenanthrene		1400	37	12	ug/kg	SW846 8270E
Pyrene		1790	37	12	ug/kg	SW846 8270E
Total TIC, Semi-Volatile		24470 J			ug/kg	
alpha-BHC [a]		1.3	0.76	0.62	ug/kg	SW846 8081B
gamma-BHC (Lindane) [a]		5.2	0.76	0.56	ug/kg	SW846 8081B
alpha-Chlordane [a]		2.2	0.76	0.61	ug/kg	SW846 8081B
gamma-Chlordane [a]		8.8	0.76	0.34	ug/kg	SW846 8081B
Dieldrin [a]		3.0	0.76	0.52	ug/kg	SW846 8081B
4,4'-DDD [a]		108	3.8	3.5	ug/kg	SW846 8081B
4,4'-DDE [a]		14.3	0.76	0.66	ug/kg	SW846 8081B
4,4'-DDT [a]		10.1	0.76	0.67	ug/kg	SW846 8081B
Endosulfan-II [a]		3.8	0.76	0.47	ug/kg	SW846 8081B
Heptachlor epoxide [a]		5.6	0.76	0.53	ug/kg	SW846 8081B
Aluminum		5050	57		mg/kg	SW846 6010D
Arsenic		4.7	2.3		mg/kg	SW846 6010D
Barium		95.3	23		mg/kg	SW846 6010D
Beryllium		0.48	0.23		mg/kg	SW846 6010D
Calcium		7380	570		mg/kg	SW846 6010D

Summary of Hits

Job Number: JD35850
Account: Tetra Tech
Project: 2nd Avenue and 33-39th Street, Brooklyn, NY
Collected: 11/23/21 thru 11/24/21

Lab Sample ID Analyte	Client Sample ID	Result/ Qual	RL	MDL	Units	Method
Chromium		33.2	1.1		mg/kg	SW846 6010D
Cobalt		7.6	5.7		mg/kg	SW846 6010D
Copper		90.5	2.9		mg/kg	SW846 6010D
Iron		11900	57		mg/kg	SW846 6010D
Lead		526	2.3		mg/kg	SW846 6010D
Magnesium		3730	570		mg/kg	SW846 6010D
Manganese		180	1.7		mg/kg	SW846 6010D
Mercury		2.5	0.31		mg/kg	SW846 7471B
Nickel		29.6	4.6		mg/kg	SW846 6010D
Vanadium		17.9	5.7		mg/kg	SW846 6010D
Zinc		459	5.7		mg/kg	SW846 6010D
JD35850-1A	**TT-SB-11-6.5-8.5**					
No hits reported in this sample.						
JD35850-2	**TT-SB-12-7.0-9.0**					
Acetone		50.2	11	4.7	ug/kg	SW846 8260D
Total TIC, Volatile		58 J			ug/kg	
Acenaphthene		1120	38	13	ug/kg	SW846 8270E
Acenaphthylene		6290	770	390	ug/kg	SW846 8270E
Anthracene		7000	770	470	ug/kg	SW846 8270E
Benzo(a)anthracene		7870	770	220	ug/kg	SW846 8270E
Benzo(a)pyrene		9330	770	350	ug/kg	SW846 8270E
Benzo(b)fluoranthene		7170	770	340	ug/kg	SW846 8270E
Benzo(g,h,i)perylene		1540	38	19	ug/kg	SW846 8270E
Benzo(k)fluoranthene		1540	38	18	ug/kg	SW846 8270E
1,1'-Biphenyl		1330	77	5.2	ug/kg	SW846 8270E
Carbazole		42.3 J	77	5.6	ug/kg	SW846 8270E
Chrysene		7730	770	240	ug/kg	SW846 8270E
Dibenzo(a,h)anthracene		343	38	17	ug/kg	SW846 8270E
Dibenzofuran		324	77	16	ug/kg	SW846 8270E
bis(2-Ethylhexyl)phthalate		317	77	9.0	ug/kg	SW846 8270E
Fluoranthene		14400	770	340	ug/kg	SW846 8270E
Fluorene		7210	770	350	ug/kg	SW846 8270E
Indeno(1,2,3-cd)pyrene		1730	38	18	ug/kg	SW846 8270E
2-Methylnaphthalene		3300	38	8.7	ug/kg	SW846 8270E
Naphthalene		1290	38	11	ug/kg	SW846 8270E
Phenanthrene		37400	770	260	ug/kg	SW846 8270E
Pyrene		29100	770	250	ug/kg	SW846 8270E
Total TIC, Semi-Volatile		44140 J			ug/kg	
Aluminum		6280	58		mg/kg	SW846 6010D
Antimony		2.9	2.3		mg/kg	SW846 6010D
Arsenic		8.5	2.3		mg/kg	SW846 6010D

Summary of Hits

Job Number: JD35850
Account: Tetra Tech
Project: 2nd Avenue and 33-39th Street, Brooklyn, NY
Collected: 11/23/21 thru 11/24/21

Lab Sample ID Analyte	Client Sample ID	Result/ Qual	RL	MDL	Units	Method
Barium		240	23		mg/kg	SW846 6010D
Beryllium		0.36	0.23		mg/kg	SW846 6010D
Cadmium [b]		5.1	2.9		mg/kg	SW846 6010D
Calcium		49000	2900		mg/kg	SW846 6010D
Chromium		23.8	1.2		mg/kg	SW846 6010D
Cobalt		7.1	5.8		mg/kg	SW846 6010D
Copper [b]		124	15		mg/kg	SW846 6010D
Iron		29300	290		mg/kg	SW846 6010D
Lead [b]		266	12		mg/kg	SW846 6010D
Magnesium		5970	580		mg/kg	SW846 6010D
Manganese [b]		323	8.7		mg/kg	SW846 6010D
Mercury		0.54	0.032		mg/kg	SW846 7471B
Nickel		26.2	4.6		mg/kg	SW846 6010D
Vanadium		25.5	5.8		mg/kg	SW846 6010D
Zinc		1220	29		mg/kg	SW846 6010D

JD35850-2A **TT-SB-12-7.0-9.0**

No hits reported in this sample.

(a) Had TBA cleanup.
(b) Elevated detection limit due to dilution required for high interfering element.

Sample Results

Report of Analysis

Report of Analysis

Client Sample ID:	TT-SB-11-6.5-8.5		
Lab Sample ID:	JD35850-1	**Date Sampled:**	11/23/21
Matrix:	SO - Soil	**Date Received:**	11/24/21
Method:	SW846 8260D SW846 5035	**Percent Solids:**	87.5
Project:	2nd Avenue and 33-39th Street, Brooklyn, NY		

	File ID	DF	Analyzed	By	Prep Date	Prep Batch	Analytical Batch
Run #1	1C182931.D	1	12/01/21 02:20	PS	11/24/21 19:46	n/a	V1C7964
Run #2							

	Initial Weight
Run #1	6.1 g
Run #2	

VOA TCL List

CAS No.	Compound	Result	RL	MDL	Units	Q
67-64-1	Acetone	25.7	9.4	3.9	ug/kg	
71-43-2	Benzene	ND	0.47	0.43	ug/kg	
74-97-5	Bromochloromethane	ND	4.7	0.52	ug/kg	
75-27-4	Bromodichloromethane	ND	1.9	0.40	ug/kg	
75-25-2	Bromoform	ND	4.7	1.3	ug/kg	
74-83-9	Bromomethane	ND	4.7	0.72	ug/kg	
78-93-3	2-Butanone (MEK)	3.8	9.4	2.3	ug/kg	J
75-15-0	Carbon disulfide	ND	1.9	0.50	ug/kg	
56-23-5	Carbon tetrachloride	ND	1.9	0.58	ug/kg	
108-90-7	Chlorobenzene	ND	1.9	0.43	ug/kg	
75-00-3	Chloroethane	ND	4.7	0.55	ug/kg	
67-66-3	Chloroform	ND	1.9	0.49	ug/kg	
74-87-3	Chloromethane	ND	4.7	1.8	ug/kg	
110-82-7	Cyclohexane	ND	1.9	0.62	ug/kg	
96-12-8	1,2-Dibromo-3-chloropropane	ND	1.9	0.65	ug/kg	
124-48-1	Dibromochloromethane	ND	1.9	0.52	ug/kg	
106-93-4	1,2-Dibromoethane	ND	0.94	0.39	ug/kg	
95-50-1	1,2-Dichlorobenzene	ND	0.94	0.51	ug/kg	
541-73-1	1,3-Dichlorobenzene	ND	0.94	0.46	ug/kg	
106-46-7	1,4-Dichlorobenzene	ND	0.94	0.46	ug/kg	
75-71-8	Dichlorodifluoromethane	ND	4.7	0.68	ug/kg	
75-34-3	1,1-Dichloroethane	ND	0.94	0.46	ug/kg	
107-06-2	1,2-Dichloroethane	ND	0.94	0.44	ug/kg	
75-35-4	1,1-Dichloroethene	ND	0.94	0.61	ug/kg	
156-59-2	cis-1,2-Dichloroethene	ND	0.94	0.79	ug/kg	
156-60-5	trans-1,2-Dichloroethene	ND	0.94	0.57	ug/kg	
78-87-5	1,2-Dichloropropane	ND	1.9	0.44	ug/kg	
10061-01-5	cis-1,3-Dichloropropene	ND	1.9	0.44	ug/kg	
10061-02-6	trans-1,3-Dichloropropene	ND	1.9	0.43	ug/kg	
100-41-4	Ethylbenzene	ND	0.94	0.42	ug/kg	
76-13-1	Freon 113	ND	4.7	2.5	ug/kg	
591-78-6	2-Hexanone	ND	4.7	2.0	ug/kg	

ND = Not detected MDL = Method Detection Limit
RL = Reporting Limit
E = Indicates value exceeds calibration range

J = Indicates an estimated value
B = Indicates analyte found in associated method blank
N = Indicates presumptive evidence of a compound

Report of Analysis

Client Sample ID:	TT-SB-11-6.5-8.5		
Lab Sample ID:	JD35850-1	**Date Sampled:**	11/23/21
Matrix:	SO - Soil	**Date Received:**	11/24/21
Method:	SW846 8260D SW846 5035	**Percent Solids:**	87.5
Project:	2nd Avenue and 33-39th Street, Brooklyn, NY		

VOA TCL List

CAS No.	Compound	Result	RL	MDL	Units	Q
98-82-8	Isopropylbenzene	ND	1.9	1.3	ug/kg	
79-20-9	Methyl Acetate	ND	4.7	1.3	ug/kg	
108-87-2	Methylcyclohexane	ND	1.9	0.82	ug/kg	
1634-04-4	Methyl Tert Butyl Ether	ND	0.94	0.44	ug/kg	
108-10-1	4-Methyl-2-pentanone(MIBK)	ND	4.7	2.1	ug/kg	
75-09-2	Methylene chloride	ND	4.7	2.4	ug/kg	
100-42-5	Styrene	ND	1.9	0.38	ug/kg	
79-34-5	1,1,2,2-Tetrachloroethane	ND	1.9	0.56	ug/kg	
127-18-4	Tetrachloroethene	ND	1.9	0.54	ug/kg	
108-88-3	Toluene	ND	0.94	0.49	ug/kg	
87-61-6	1,2,3-Trichlorobenzene	ND	4.7	2.3	ug/kg	
120-82-1	1,2,4-Trichlorobenzene	ND	4.7	2.3	ug/kg	
71-55-6	1,1,1-Trichloroethane	ND	1.9	0.45	ug/kg	
79-00-5	1,1,2-Trichloroethane	ND	1.9	0.52	ug/kg	
79-01-6	Trichloroethene	ND	0.94	0.71	ug/kg	
75-69-4	Trichlorofluoromethane	ND	4.7	0.64	ug/kg	
75-01-4	Vinyl chloride	ND	1.9	0.45	ug/kg	
	m,p-Xylene	ND	0.94	0.84	ug/kg	
95-47-6	o-Xylene	0.61	0.94	0.43	ug/kg	J
1330-20-7	Xylene (total)	0.61	0.94	0.43	ug/kg	J

CAS No.	Surrogate Recoveries	Run# 1	Run# 2	Limits
1868-53-7	Dibromofluoromethane	109%		72-130%
17060-07-0	1,2-Dichloroethane-D4	110%		75-131%
2037-26-5	Toluene-D8	95%		81-121%
460-00-4	4-Bromofluorobenzene	108%		60-141%

CAS No.	Tentatively Identified Compounds	R.T.	Est. Conc.	Units	Q
	C4 alkyl benzene	16.48	8.1	ug/kg	J
	1H-indene-dihydro-dimethyl - isomer	16.83	6.7	ug/kg	J
	C4 alkyl benzene	16.89	13	ug/kg	J
	unknown	17.07	6.3	ug/kg	J
	C5 alkyl benzene	17.28	5.9	ug/kg	J
	C4 alkyl benzene	17.37	8.4	ug/kg	J
	1H-Indene-dihydro-methyl - isomer	17.42	8.4	ug/kg	J
	C5 alkyl benzene	17.66	7.5	ug/kg	J
	1H-indene-dihydro-dimethyl - isomer	17.82	11	ug/kg	J
91-20-3	Naphthalene	18.05	9.9	ug/kg	JN

ND = Not detected MDL = Method Detection Limit J = Indicates an estimated value
RL = Reporting Limit B = Indicates analyte found in associated method blank
E = Indicates value exceeds calibration range N = Indicates presumptive evidence of a compound

Report of Analysis

Client Sample ID:	TT-SB-11-6.5-8.5		
Lab Sample ID:	JD35850-1	**Date Sampled:**	11/23/21
Matrix:	SO - Soil	**Date Received:**	11/24/21
Method:	SW846 8260D SW846 5035	**Percent Solids:**	87.5
Project:	2nd Avenue and 33-39th Street, Brooklyn, NY		

VOA TCL List

CAS No.	Tentatively Identified Compounds	R.T.	Est. Conc.	Units	Q
	1H-indene-dihydro-dimethyl - isomer	18.30	7.9	ug/kg	J
91-57-6	Naphthalene, 2-methyl-	19.01	6.9	ug/kg	JN
	Naphthalene, methyl - isomer	19.18	8.9	ug/kg	J
	Naphthalene, dimethyl - isomer	19.86	8.4	ug/kg	J
	Naphthalene, dimethyl - isomer	20.01	7	ug/kg	J
	Total TIC, Volatile		124.3	ug/kg	J

ND = Not detected MDL = Method Detection Limit
RL = Reporting Limit
E = Indicates value exceeds calibration range

J = Indicates an estimated value
B = Indicates analyte found in associated method blank
N = Indicates presumptive evidence of a compound

Report of Analysis

Client Sample ID:	TT-SB-11-6.5-8.5		
Lab Sample ID:	JD35850-1	**Date Sampled:**	11/23/21
Matrix:	SO - Soil	**Date Received:**	11/24/21
Method:	SW846 8270E SW846 3546	**Percent Solids:**	87.5
Project:	2nd Avenue and 33-39th Street, Brooklyn, NY		

	File ID	DF	Analyzed	By	Prep Date	Prep Batch	Analytical Batch
Run #1	Z153639.D	1	12/02/21 21:23	KLS	11/29/21 13:15	OP36860	EZ7633
Run #2							

	Initial Weight	Final Volume
Run #1	30.8 g	1.0 ml
Run #2		

ABN TCL List (SOM0 2.0)

CAS No.	Compound	Result	RL	MDL	Units	Q
95-57-8	2-Chlorophenol	ND	74	18	ug/kg	
59-50-7	4-Chloro-3-methyl phenol	ND	190	23	ug/kg	
120-83-2	2,4-Dichlorophenol	ND	190	32	ug/kg	
105-67-9	2,4-Dimethylphenol	ND	190	66	ug/kg	
51-28-5	2,4-Dinitrophenol	ND	190	140	ug/kg	
534-52-1	4,6-Dinitro-o-cresol	ND	190	40	ug/kg	
95-48-7	2-Methylphenol	ND	74	24	ug/kg	
	3&4-Methylphenol	ND	74	31	ug/kg	
88-75-5	2-Nitrophenol	ND	190	25	ug/kg	
100-02-7	4-Nitrophenol [a]	ND	370	99	ug/kg	
87-86-5	Pentachlorophenol	ND	150	35	ug/kg	
108-95-2	Phenol	ND	74	19	ug/kg	
58-90-2	2,3,4,6-Tetrachlorophenol	ND	190	25	ug/kg	
95-95-4	2,4,5-Trichlorophenol	ND	190	28	ug/kg	
88-06-2	2,4,6-Trichlorophenol	ND	190	22	ug/kg	
83-32-9	Acenaphthene	212	37	13	ug/kg	
208-96-8	Acenaphthylene	50.5	37	19	ug/kg	
98-86-2	Acetophenone	ND	190	8.0	ug/kg	
120-12-7	Anthracene	341	37	23	ug/kg	
1912-24-9	Atrazine	ND	74	16	ug/kg	
56-55-3	Benzo(a)anthracene	758	37	11	ug/kg	
50-32-8	Benzo(a)pyrene	757	37	17	ug/kg	
205-99-2	Benzo(b)fluoranthene	938	37	16	ug/kg	
191-24-2	Benzo(g,h,i)perylene	503	37	19	ug/kg	
207-08-9	Benzo(k)fluoranthene	304	37	17	ug/kg	
101-55-3	4-Bromophenyl phenyl ether	ND	74	14	ug/kg	
85-68-7	Butyl benzyl phthalate	ND	74	9.1	ug/kg	
92-52-4	1,1'-Biphenyl	29.7	74	5.1	ug/kg	J
100-52-7	Benzaldehyde	ND	190	9.2	ug/kg	
91-58-7	2-Chloronaphthalene	ND	74	8.8	ug/kg	
106-47-8	4-Chloroaniline	ND	190	13	ug/kg	
86-74-8	Carbazole	90.1	74	5.4	ug/kg	

ND = Not detected MDL = Method Detection Limit J = Indicates an estimated value
RL = Reporting Limit B = Indicates analyte found in associated method blank
E = Indicates value exceeds calibration range N = Indicates presumptive evidence of a compound

Report of Analysis

Client Sample ID:	TT-SB-11-6.5-8.5		
Lab Sample ID:	JD35850-1	**Date Sampled:**	11/23/21
Matrix:	SO - Soil	**Date Received:**	11/24/21
Method:	SW846 8270E SW846 3546	**Percent Solids:**	87.5
Project:	2nd Avenue and 33-39th Street, Brooklyn, NY		

ABN TCL List (SOM0 2.0)

CAS No.	Compound	Result	RL	MDL	Units	Q
105-60-2	Caprolactam	ND	74	15	ug/kg	
218-01-9	Chrysene	791	37	12	ug/kg	
111-91-1	bis(2-Chloroethoxy)methane	ND	74	7.9	ug/kg	
111-44-4	bis(2-Chloroethyl)ether	ND	74	16	ug/kg	
108-60-1	2,2'-Oxybis(1-chloropropane)	ND	74	13	ug/kg	
7005-72-3	4-Chlorophenyl phenyl ether	ND	74	12	ug/kg	
121-14-2	2,4-Dinitrotoluene	ND	37	12	ug/kg	
606-20-2	2,6-Dinitrotoluene	ND	37	19	ug/kg	
91-94-1	3,3'-Dichlorobenzidine	ND	74	31	ug/kg	
123-91-1	1,4-Dioxane [b]	ND	37	25	ug/kg	
53-70-3	Dibenzo(a,h)anthracene	141	37	16	ug/kg	
132-64-9	Dibenzofuran	123	74	15	ug/kg	
84-74-2	Di-n-butyl phthalate	54.6	74	6.0	ug/kg	J
117-84-0	Di-n-octyl phthalate	ND	74	9.2	ug/kg	
84-66-2	Diethyl phthalate	ND	74	7.9	ug/kg	
131-11-3	Dimethyl phthalate	ND	74	6.6	ug/kg	
117-81-7	bis(2-Ethylhexyl)phthalate	186	74	8.7	ug/kg	
206-44-0	Fluoranthene	1880	37	17	ug/kg	
86-73-7	Fluorene	223	37	17	ug/kg	
118-74-1	Hexachlorobenzene	ND	74	9.4	ug/kg	
87-68-3	Hexachlorobutadiene	ND	37	15	ug/kg	
77-47-4	Hexachlorocyclopentadiene	ND	370	15	ug/kg	
67-72-1	Hexachloroethane	ND	190	18	ug/kg	
193-39-5	Indeno(1,2,3-cd)pyrene	594	37	17	ug/kg	
78-59-1	Isophorone	ND	74	7.9	ug/kg	
91-57-6	2-Methylnaphthalene	99.4	37	8.4	ug/kg	
88-74-4	2-Nitroaniline	ND	190	8.8	ug/kg	
99-09-2	3-Nitroaniline	ND	190	9.3	ug/kg	
100-01-6	4-Nitroaniline	ND	190	9.6	ug/kg	
91-20-3	Naphthalene	91.0	37	10	ug/kg	
98-95-3	Nitrobenzene	ND	74	14	ug/kg	
621-64-7	N-Nitroso-di-n-propylamine	ND	74	11	ug/kg	
86-30-6	N-Nitrosodiphenylamine	ND	190	14	ug/kg	
85-01-8	Phenanthrene	1400	37	12	ug/kg	
129-00-0	Pyrene	1790	37	12	ug/kg	
95-94-3	1,2,4,5-Tetrachlorobenzene	ND	190	9.4	ug/kg	

CAS No.	Surrogate Recoveries	Run# 1	Run# 2	Limits
367-12-4	2-Fluorophenol	63%		10-109%

ND = Not detected MDL = Method Detection Limit
RL = Reporting Limit
E = Indicates value exceeds calibration range

J = Indicates an estimated value
B = Indicates analyte found in associated method blank
N = Indicates presumptive evidence of a compound

Report of Analysis

Client Sample ID:	TT-SB-11-6.5-8.5		
Lab Sample ID:	JD35850-1	**Date Sampled:**	11/23/21
Matrix:	SO - Soil	**Date Received:**	11/24/21
Method:	SW846 8270E SW846 3546	**Percent Solids:**	87.5
Project:	2nd Avenue and 33-39th Street, Brooklyn, NY		

ABN TCL List (SOM0 2.0)

CAS No.	Surrogate Recoveries	Run# 1	Run# 2	Limits
4165-62-2	Phenol-d5	65%		10-105%
118-79-6	2,4,6-Tribromophenol	84%		10-135%
4165-60-0	Nitrobenzene-d5	69%		10-119%
321-60-8	2-Fluorobiphenyl	80%		18-112%
1718-51-0	Terphenyl-d14	73%		18-125%

CAS No.	Tentatively Identified Compounds	R.T.	Est. Conc.	Units	Q
	Alkane	4.87	450	ug/kg	J
	Alkane	5.89	410	ug/kg	J
	Alkane	6.01	430	ug/kg	J
	Naphthalene dimethyl	6.59	430	ug/kg	J
	Naphthalene dimethyl	6.65	760	ug/kg	J
	Alkane	6.71	920	ug/kg	J
	Alkane	6.90	770	ug/kg	J
	Naphthalene trimethyl	7.33	360	ug/kg	J
	Alkane	7.38	1100	ug/kg	J
	Alkane	7.61	860	ug/kg	J
	Alkane	7.90	2900	ug/kg	J
	Dimethylbiphenyl	8.11	630	ug/kg	J
	Unknown	8.24	370	ug/kg	J
	Alkane	8.44	1100	ug/kg	J
	Alkane	8.48	770	ug/kg	J
	Unknown	8.70	400	ug/kg	J
	Alkane	8.94	370	ug/kg	J
	Alkane	9.01	1100	ug/kg	J
	Phenanthrene methyl	9.23	560	ug/kg	J
	Alkane	9.59	800	ug/kg	J
	Phenanthrene dimethyl	9.82	480	ug/kg	J
	Phenanthrene dimethyl	9.97	690	ug/kg	J
10544-50-0	Cyclic octaatomic sulfur	10.29	6700	ug/kg	JN
	Unknown	13.37	410	ug/kg	J
	Unknown PAH substance	14.28	700	ug/kg	J
	Total TIC, Semi-Volatile		24470	ug/kg	J

(a) Associated CCV outside of control limits high, sample was ND.
(b) Associated CCV outside of control limits low. Low-level verification was analyzed to demonstrate system suitability to detect affected analytes. Sample was ND.

ND = Not detected MDL = Method Detection Limit
RL = Reporting Limit
E = Indicates value exceeds calibration range

J = Indicates an estimated value
B = Indicates analyte found in associated method blank
N = Indicates presumptive evidence of a compound

Report of Analysis

Client Sample ID:	TT-SB-11-6.5-8.5		
Lab Sample ID:	JD35850-1	**Date Sampled:**	11/23/21
Matrix:	SO - Soil	**Date Received:**	11/24/21
Method:	SW846 8270E BY SIM SW846 3546	**Percent Solids:**	87.5
Project:	2nd Avenue and 33-39th Street, Brooklyn, NY		

	File ID	DF	Analyzed	By	Prep Date	Prep Batch	Analytical Batch
Run #1	4M105036.D	1	12/11/21 03:34	KLS	11/29/21 13:15	OP36860A	E4M4881
Run #2							

	Initial Weight	Final Volume
Run #1	30.8 g	1.0 ml
Run #2		

CAS No.	Compound	Result	RL	MDL	Units	Q
123-91-1	1,4-Dioxane	ND	3.7	1.9	ug/kg	

CAS No.	Surrogate Recoveries	Run# 1	Run# 2	Limits
4165-60-0	Nitrobenzene-d5	78%		10-107%
321-60-8	2-Fluorobiphenyl	73%		17-91%
1718-51-0	Terphenyl-d14	75%		17-105%

ND = Not detected MDL = Method Detection Limit J = Indicates an estimated value
RL = Reporting Limit B = Indicates analyte found in associated method blank
E = Indicates value exceeds calibration range N = Indicates presumptive evidence of a compound

Report of Analysis

Client Sample ID:	TT-SB-11-6.5-8.5		
Lab Sample ID:	JD35850-1	**Date Sampled:**	11/23/21
Matrix:	SO - Soil	**Date Received:**	11/24/21
Method:	SW846 8151A SW846 3546	**Percent Solids:**	87.5
Project:	2nd Avenue and 33-39th Street, Brooklyn, NY		

	File ID	DF	Analyzed	By	Prep Date	Prep Batch	Analytical Batch
Run #1 [a]	3G134401.D	4	12/04/21 07:40	RK	11/30/21 09:50	OP36859	G3G4902
Run #2							

	Initial Weight	Final Volume
Run #1	15.5 g	5.0 ml
Run #2		

Herbicide List

CAS No.	Compound	Result	RL	MDL	Units	Q
94-75-7	2,4-D	ND	74	33	ug/kg	
93-72-1	2,4,5-TP (Silvex)	ND	15	8.3	ug/kg	
93-76-5	2,4,5-T	ND	15	7.3	ug/kg	

CAS No.	Surrogate Recoveries	Run# 1	Run# 2	Limits
19719-28-9	2,4-DCAA	24%		10-125%
19719-28-9	2,4-DCAA	17%		10-125%

(a) Had TBA cleanup. Dilution required due to matrix interference.

ND = Not detected MDL = Method Detection Limit
RL = Reporting Limit
E = Indicates value exceeds calibration range

J = Indicates an estimated value
B = Indicates analyte found in associated method blank
N = Indicates presumptive evidence of a compound

Report of Analysis

Client Sample ID:	TT-SB-11-6.5-8.5		
Lab Sample ID:	JD35850-1	**Date Sampled:**	11/23/21
Matrix:	SO - Soil	**Date Received:**	11/24/21
Method:	SW846 8081B SW846 3546	**Percent Solids:**	87.5
Project:	2nd Avenue and 33-39th Street, Brooklyn, NY		

	File ID	DF	Analyzed	By	Prep Date	Prep Batch	Analytical Batch
Run #1 [a]	1G171675.D	1	12/02/21 01:42	CP	11/29/21 09:00	OP36857	G1G5922
Run #2 [a]	1G171741.D	5	12/06/21 02:01	CP	11/29/21 09:00	OP36857	G1G5925

	Initial Weight	Final Volume
Run #1	15.1 g	10.0 ml
Run #2	15.1 g	10.0 ml

Pesticide TCL List

CAS No.	Compound	Result	RL	MDL	Units	Q
309-00-2	Aldrin	ND	0.76	0.62	ug/kg	
319-84-6	alpha-BHC	1.3	0.76	0.62	ug/kg	
319-85-7	beta-BHC	ND	0.76	0.68	ug/kg	
319-86-8	delta-BHC	ND	0.76	0.73	ug/kg	
58-89-9	gamma-BHC (Lindane)	5.2	0.76	0.56	ug/kg	
5103-71-9	alpha-Chlordane	2.2	0.76	0.61	ug/kg	
5103-74-2	gamma-Chlordane	8.8	0.76	0.34	ug/kg	
60-57-1	Dieldrin	3.0	0.76	0.52	ug/kg	
72-54-8	4,4'-DDD	108 [b]	3.8	3.5	ug/kg	
72-55-9	4,4'-DDE	14.3	0.76	0.66	ug/kg	
50-29-3	4,4'-DDT	10.1	0.76	0.67	ug/kg	
72-20-8	Endrin	ND	0.76	0.59	ug/kg	
1031-07-8	Endosulfan sulfate	ND	0.76	0.59	ug/kg	
7421-93-4	Endrin aldehyde	ND	0.76	0.43	ug/kg	
959-98-8	Endosulfan-I	ND	0.76	0.44	ug/kg	
33213-65-9	Endosulfan-II	3.8	0.76	0.47	ug/kg	
76-44-8	Heptachlor	ND	0.76	0.65	ug/kg	
1024-57-3	Heptachlor epoxide	5.6	0.76	0.53	ug/kg	
72-43-5	Methoxychlor	ND	1.5	0.60	ug/kg	
53494-70-5	Endrin ketone	ND	0.76	0.55	ug/kg	
8001-35-2	Toxaphene	ND	19	18	ug/kg	

CAS No.	Surrogate Recoveries	Run# 1	Run# 2	Limits
877-09-8	Tetrachloro-m-xylene	83%	52%	27-138%
877-09-8	Tetrachloro-m-xylene	94%	40%	27-138%
2051-24-3	Decachlorobiphenyl	101%	73%	10-179%
2051-24-3	Decachlorobiphenyl	205% [c]	85%	10-179%

(a) Had TBA cleanup.
(b) Result is from Run# 2
(c) Outside control limits due to matrix interference.

ND = Not detected MDL = Method Detection Limit
RL = Reporting Limit
E = Indicates value exceeds calibration range
J = Indicates an estimated value
B = Indicates analyte found in associated method blank
N = Indicates presumptive evidence of a compound

Report of Analysis

Client Sample ID:	TT-SB-11-6.5-8.5		
Lab Sample ID:	JD35850-1	**Date Sampled:**	11/23/21
Matrix:	SO - Soil	**Date Received:**	11/24/21
Method:	SW846 8082A SW846 3546	**Percent Solids:**	87.5
Project:	2nd Avenue and 33-39th Street, Brooklyn, NY		

	File ID	DF	Analyzed	By	Prep Date	Prep Batch	Analytical Batch
Run #1	XX2475326.D	1	12/07/21 13:50	TL	11/29/21 09:00	OP36858	GXX7676
Run #2							

	Initial Weight	Final Volume
Run #1	15.1 g	10.0 ml
Run #2		

PCB List

CAS No.	Compound	Result	RL	MDL	Units	Q
12674-11-2	Aroclor 1016	ND	38	18	ug/kg	
11104-28-2	Aroclor 1221	ND	38	23	ug/kg	
11141-16-5	Aroclor 1232	ND	38	24	ug/kg	
53469-21-9	Aroclor 1242	ND	38	16	ug/kg	
12672-29-6	Aroclor 1248	ND	38	34	ug/kg	
11097-69-1	Aroclor 1254	ND	38	20	ug/kg	
11096-82-5	Aroclor 1260	ND	38	16	ug/kg	
11100-14-4	Aroclor 1268	ND	38	16	ug/kg	
37324-23-5	Aroclor 1262	ND	38	25	ug/kg	

CAS No.	Surrogate Recoveries	Run# 1	Run# 2	Limits
877-09-8	Tetrachloro-m-xylene	76%		24-152%
877-09-8	Tetrachloro-m-xylene	84%		24-152%
2051-24-3	Decachlorobiphenyl	91%		10-172%
2051-24-3	Decachlorobiphenyl	113%		10-172%

ND = Not detected MDL = Method Detection Limit
RL = Reporting Limit
E = Indicates value exceeds calibration range

J = Indicates an estimated value
B = Indicates analyte found in associated method blank
N = Indicates presumptive evidence of a compound

Report of Analysis

Client Sample ID:	TT-SB-11-6.5-8.5		
Lab Sample ID:	JD35850-1	**Date Sampled:**	11/23/21
Matrix:	SO - Soil	**Date Received:**	11/24/21
		Percent Solids:	87.5
Project:	2nd Avenue and 33-39th Street, Brooklyn, NY		

Metals Analysis

Analyte	Result	RL	Units	DF	Prep	Analyzed	By	Method	Prep Method
Aluminum	5050	57	mg/kg	1	12/03/21	12/03/21	ND	SW846 6010D [2]	SW846 3050B [4]
Antimony	< 2.3	2.3	mg/kg	1	12/03/21	12/03/21	ND	SW846 6010D [2]	SW846 3050B [4]
Arsenic	4.7	2.3	mg/kg	1	12/03/21	12/03/21	ND	SW846 6010D [2]	SW846 3050B [4]
Barium	95.3	23	mg/kg	1	12/03/21	12/03/21	ND	SW846 6010D [2]	SW846 3050B [4]
Beryllium	0.48	0.23	mg/kg	1	12/03/21	12/03/21	ND	SW846 6010D [2]	SW846 3050B [4]
Cadmium	< 0.57	0.57	mg/kg	1	12/03/21	12/03/21	ND	SW846 6010D [2]	SW846 3050B [4]
Calcium	7380	570	mg/kg	1	12/03/21	12/03/21	ND	SW846 6010D [2]	SW846 3050B [4]
Chromium	33.2	1.1	mg/kg	1	12/03/21	12/03/21	ND	SW846 6010D [2]	SW846 3050B [4]
Cobalt	7.6	5.7	mg/kg	1	12/03/21	12/03/21	ND	SW846 6010D [2]	SW846 3050B [4]
Copper	90.5	2.9	mg/kg	1	12/03/21	12/03/21	ND	SW846 6010D [2]	SW846 3050B [4]
Iron	11900	57	mg/kg	1	12/03/21	12/03/21	ND	SW846 6010D [2]	SW846 3050B [4]
Lead	526	2.3	mg/kg	1	12/03/21	12/03/21	ND	SW846 6010D [2]	SW846 3050B [4]
Magnesium	3730	570	mg/kg	1	12/03/21	12/03/21	ND	SW846 6010D [2]	SW846 3050B [4]
Manganese	180	1.7	mg/kg	1	12/03/21	12/03/21	ND	SW846 6010D [2]	SW846 3050B [4]
Mercury	2.5	0.31	mg/kg	10	11/30/21	11/30/21	SB	SW846 7471B [1]	SW846 7471B [3]
Nickel	29.6	4.6	mg/kg	1	12/03/21	12/03/21	ND	SW846 6010D [2]	SW846 3050B [4]
Potassium	< 1100	1100	mg/kg	1	12/03/21	12/03/21	ND	SW846 6010D [2]	SW846 3050B [4]
Selenium	< 2.3	2.3	mg/kg	1	12/03/21	12/03/21	ND	SW846 6010D [2]	SW846 3050B [4]
Silver	< 0.57	0.57	mg/kg	1	12/03/21	12/03/21	ND	SW846 6010D [2]	SW846 3050B [4]
Sodium	< 1100	1100	mg/kg	1	12/03/21	12/03/21	ND	SW846 6010D [2]	SW846 3050B [4]
Thallium	< 1.1	1.1	mg/kg	1	12/03/21	12/03/21	ND	SW846 6010D [2]	SW846 3050B [4]
Vanadium	17.9	5.7	mg/kg	1	12/03/21	12/03/21	ND	SW846 6010D [2]	SW846 3050B [4]
Zinc	459	5.7	mg/kg	1	12/03/21	12/03/21	ND	SW846 6010D [2]	SW846 3050B [4]

(1) Instrument QC Batch: MA51507
(2) Instrument QC Batch: MA51539
(3) Prep QC Batch: MP30076
(4) Prep QC Batch: MP30111

RL = Reporting Limit

Report of Analysis

Client Sample ID:	TT-SB-11-6.5-8.5		
Lab Sample ID:	JD35850-1	**Date Sampled:**	11/23/21
Matrix:	SO - Soil	**Date Received:**	11/24/21
		Percent Solids:	87.5
Project:	2nd Avenue and 33-39th Street, Brooklyn, NY		

General Chemistry

Analyte	Result	RL	Units	DF	Analyzed	By	Method
Cyanide [a]	< 0.34	0.34	mg/kg	1	12/08/21 20:27	EB	SW846 9012B/LACHAT
Solids, Percent	87.5		%	1	11/29/21 16:30	BG	SM2540 G 18TH ED MOD

(a) Sample prepped within holding time, but run out of holding time.

RL = Reporting Limit

Report of Analysis

Client Sample ID:	TT-SB-11-6.5-8.5		
Lab Sample ID:	JD35850-1A	**Date Sampled:**	11/23/21
Matrix:	SO - Soil	**Date Received:**	11/24/21
Method:	EPA 537M BY ID IN HOUSE	**Percent Solids:**	87.5
Project:	2nd Avenue and 33-39th Street, Brooklyn, NY		

	File ID	DF	Analyzed	By	Prep Date	Prep Batch	Analytical Batch
Run #1 [a]	3Q50973.D	1	12/21/21 14:42	AFL	12/10/21 15:00	F:OP88771	F:S3Q713
Run #2							

	Initial Weight	Final Volume
Run #1	2.05 g	1.0 ml
Run #2		

PFAS List

CAS No.	Compound	Result	RL	MDL	Units	Q
PERFLUOROALKYLCARBOXYLIC ACIDS						
375-22-4	Perfluorobutanoic acid	ND	1.1	0.42	ug/kg	
2706-90-3	Perfluoropentanoic acid	ND	0.56	0.28	ug/kg	
307-24-4	Perfluorohexanoic acid	ND	0.56	0.28	ug/kg	
375-85-9	Perfluoroheptanoic acid	ND	0.56	0.28	ug/kg	
335-67-1	Perfluorooctanoic acid	ND	0.56	0.28	ug/kg	
375-95-1	Perfluorononanoic acid	ND	0.56	0.28	ug/kg	
335-76-2	Perfluorodecanoic acid	ND	0.56	0.28	ug/kg	
2058-94-8	Perfluoroundecanoic acid	ND	0.56	0.28	ug/kg	
307-55-1	Perfluorododecanoic acid	ND	0.56	0.28	ug/kg	
72629-94-8	Perfluorotridecanoic acid	ND	0.56	0.30	ug/kg	
376-06-7	Perfluorotetradecanoic acid	ND	0.56	0.28	ug/kg	
PERFLUOROALKYLSULFONIC ACIDS						
375-73-5	Perfluorobutanesulfonic acid	ND	0.56	0.28	ug/kg	
355-46-4	Perfluorohexanesulfonic acid	ND	0.56	0.28	ug/kg	
375-92-8	Perfluoroheptanesulfonic acid	ND	0.56	0.28	ug/kg	
1763-23-1	Perfluorooctanesulfonic acid	ND	0.56	0.28	ug/kg	
335-77-3	Perfluorodecanesulfonic acid	ND	0.56	0.28	ug/kg	
PERFLUOROOCTANESULFONAMIDES						
754-91-6	PFOSA	ND	0.56	0.28	ug/kg	
PERFLUOROOCTANESULFONAMIDOACETIC ACIDS						
2355-31-9	MeFOSAA	ND	1.1	0.56	ug/kg	
2991-50-6	EtFOSAA	ND	1.1	0.56	ug/kg	
FLUOROTELOMER SULFONATES						
27619-97-2	6:2 Fluorotelomer sulfonate	ND	1.1	0.28	ug/kg	
39108-34-4	8:2 Fluorotelomer sulfonate	ND	1.1	0.28	ug/kg	

ND = Not detected MDL = Method Detection Limit J = Indicates an estimated value
RL = Reporting Limit B = Indicates analyte found in associated method blank
E = Indicates value exceeds calibration range N = Indicates presumptive evidence of a compound

Report of Analysis

Client Sample ID:	TT-SB-11-6.5-8.5		
Lab Sample ID:	JD35850-1A	**Date Sampled:**	11/23/21
Matrix:	SO - Soil	**Date Received:**	11/24/21
Method:	EPA 537M BY ID IN HOUSE	**Percent Solids:**	87.5
Project:	2nd Avenue and 33-39th Street, Brooklyn, NY		

PFAS List

CAS No.	ID Standard Recoveries	Run# 1	Run# 2	Limits
	13C4-PFBA	69%		40-140%
	13C5-PFPeA	70%		50-150%
	13C5-PFHxA	71%		50-150%
	13C4-PFHpA	73%		50-150%
	13C8-PFOA	72%		50-150%
	13C9-PFNA	73%		50-150%
	13C6-PFDA	75%		50-150%
	13C7-PFUnDA	69%		40-140%
	13C2-PFDoDA	61%		40-140%
	13C2-PFTeDA	68%		30-130%
	13C3-PFBS	71%		50-150%
	13C3-PFHxS	72%		50-150%
	13C8-PFOS	67%		50-150%
	13C8-FOSA	55%		30-130%
	d3-MeFOSAA	86%		40-140%
	d5-EtFOSAA	91%		40-140%
	13C2-6:2FTS	71%		50-150%
	13C2-8:2FTS	76%		50-150%

(a) Analysis performed at SGS Orlando, FL.

ND = Not detected MDL = Method Detection Limit
RL = Reporting Limit
E = Indicates value exceeds calibration range

J = Indicates an estimated value
B = Indicates analyte found in associated method blank
N = Indicates presumptive evidence of a compound

Report of Analysis

Client Sample ID:	TT-SB-12-7.0-9.0		
Lab Sample ID:	JD35850-2	**Date Sampled:**	11/24/21
Matrix:	SO - Soil	**Date Received:**	11/24/21
Method:	SW846 8260D SW846 5035	**Percent Solids:**	86.2
Project:	2nd Avenue and 33-39th Street, Brooklyn, NY		

	File ID	DF	Analyzed	By	Prep Date	Prep Batch	Analytical Batch
Run #1	1C182930.D	1	12/01/21 01:54	PS	11/24/21 19:46	n/a	V1C7964
Run #2							

	Initial Weight
Run #1	5.1 g
Run #2	

VOA TCL List

CAS No.	Compound	Result	RL	MDL	Units	Q
67-64-1	Acetone	50.2	11	4.7	ug/kg	
71-43-2	Benzene	ND	0.57	0.52	ug/kg	
74-97-5	Bromochloromethane	ND	5.7	0.64	ug/kg	
75-27-4	Bromodichloromethane	ND	2.3	0.49	ug/kg	
75-25-2	Bromoform	ND	5.7	1.5	ug/kg	
74-83-9	Bromomethane	ND	5.7	0.87	ug/kg	
78-93-3	2-Butanone (MEK)	ND	11	2.8	ug/kg	
75-15-0	Carbon disulfide	ND	2.3	0.61	ug/kg	
56-23-5	Carbon tetrachloride	ND	2.3	0.70	ug/kg	
108-90-7	Chlorobenzene	ND	2.3	0.52	ug/kg	
75-00-3	Chloroethane	ND	5.7	0.67	ug/kg	
67-66-3	Chloroform	ND	2.3	0.59	ug/kg	
74-87-3	Chloromethane	ND	5.7	2.2	ug/kg	
110-82-7	Cyclohexane	ND	2.3	0.75	ug/kg	
96-12-8	1,2-Dibromo-3-chloropropane	ND	2.3	0.79	ug/kg	
124-48-1	Dibromochloromethane	ND	2.3	0.64	ug/kg	
106-93-4	1,2-Dibromoethane	ND	1.1	0.48	ug/kg	
95-50-1	1,2-Dichlorobenzene	ND	1.1	0.62	ug/kg	
541-73-1	1,3-Dichlorobenzene	ND	1.1	0.56	ug/kg	
106-46-7	1,4-Dichlorobenzene	ND	1.1	0.56	ug/kg	
75-71-8	Dichlorodifluoromethane	ND	5.7	0.83	ug/kg	
75-34-3	1,1-Dichloroethane	ND	1.1	0.56	ug/kg	
107-06-2	1,2-Dichloroethane	ND	1.1	0.53	ug/kg	
75-35-4	1,1-Dichloroethene	ND	1.1	0.74	ug/kg	
156-59-2	cis-1,2-Dichloroethene	ND	1.1	0.96	ug/kg	
156-60-5	trans-1,2-Dichloroethene	ND	1.1	0.69	ug/kg	
78-87-5	1,2-Dichloropropane	ND	2.3	0.54	ug/kg	
10061-01-5	cis-1,3-Dichloropropene	ND	2.3	0.54	ug/kg	
10061-02-6	trans-1,3-Dichloropropene	ND	2.3	0.52	ug/kg	
100-41-4	Ethylbenzene	ND	1.1	0.52	ug/kg	
76-13-1	Freon 113	ND	5.7	3.0	ug/kg	
591-78-6	2-Hexanone	ND	5.7	2.4	ug/kg	

ND = Not detected MDL = Method Detection Limit
RL = Reporting Limit
E = Indicates value exceeds calibration range

J = Indicates an estimated value
B = Indicates analyte found in associated method blank
N = Indicates presumptive evidence of a compound

Report of Analysis

Client Sample ID:	TT-SB-12-7.0-9.0		
Lab Sample ID:	JD35850-2	**Date Sampled:**	11/24/21
Matrix:	SO - Soil	**Date Received:**	11/24/21
Method:	SW846 8260D SW846 5035	**Percent Solids:**	86.2
Project:	2nd Avenue and 33-39th Street, Brooklyn, NY		

VOA TCL List

CAS No.	Compound	Result	RL	MDL	Units	Q
98-82-8	Isopropylbenzene	ND	2.3	1.6	ug/kg	
79-20-9	Methyl Acetate	ND	5.7	1.6	ug/kg	
108-87-2	Methylcyclohexane	ND	2.3	1.0	ug/kg	
1634-04-4	Methyl Tert Butyl Ether	ND	1.1	0.53	ug/kg	
108-10-1	4-Methyl-2-pentanone(MIBK)	ND	5.7	2.6	ug/kg	
75-09-2	Methylene chloride	ND	5.7	3.0	ug/kg	
100-42-5	Styrene	ND	2.3	0.46	ug/kg	
79-34-5	1,1,2,2-Tetrachloroethane	ND	2.3	0.68	ug/kg	
127-18-4	Tetrachloroethene	ND	2.3	0.66	ug/kg	
108-88-3	Toluene	ND	1.1	0.60	ug/kg	
87-61-6	1,2,3-Trichlorobenzene	ND	5.7	2.8	ug/kg	
120-82-1	1,2,4-Trichlorobenzene	ND	5.7	2.8	ug/kg	
71-55-6	1,1,1-Trichloroethane	ND	2.3	0.55	ug/kg	
79-00-5	1,1,2-Trichloroethane	ND	2.3	0.63	ug/kg	
79-01-6	Trichloroethene	ND	1.1	0.87	ug/kg	
75-69-4	Trichlorofluoromethane	ND	5.7	0.78	ug/kg	
75-01-4	Vinyl chloride	ND	2.3	0.55	ug/kg	
	m,p-Xylene	ND	1.1	1.0	ug/kg	
95-47-6	o-Xylene	ND	1.1	0.52	ug/kg	
1330-20-7	Xylene (total)	ND	1.1	0.52	ug/kg	

CAS No.	Surrogate Recoveries	Run# 1	Run# 2	Limits
1868-53-7	Dibromofluoromethane	108%		72-130%
17060-07-0	1,2-Dichloroethane-D4	111%		75-131%
2037-26-5	Toluene-D8	95%		81-121%
460-00-4	4-Bromofluorobenzene	109%		60-141%

CAS No.	Tentatively Identified Compounds	R.T.	Est. Conc.	Units	Q
	cycloalkane	14.95	18	ug/kg	J
91-20-3	Naphthalene	18.04	14	ug/kg	JN
91-57-6	Naphthalene, 2-methyl-	19.01	13	ug/kg	JN
	Naphthalene, methyl - isomer	19.18	13	ug/kg	J
	Total TIC, Volatile		58	ug/kg	J

ND = Not detected MDL = Method Detection Limit J = Indicates an estimated value
RL = Reporting Limit B = Indicates analyte found in associated method blank
E = Indicates value exceeds calibration range N = Indicates presumptive evidence of a compound

Report of Analysis

Client Sample ID:	TT-SB-12-7.0-9.0		
Lab Sample ID:	JD35850-2	**Date Sampled:**	11/24/21
Matrix:	SO - Soil	**Date Received:**	11/24/21
Method:	SW846 8270E SW846 3546	**Percent Solids:**	86.2
Project:	2nd Avenue and 33-39th Street, Brooklyn, NY		

	File ID	DF	Analyzed	By	Prep Date	Prep Batch	Analytical Batch
Run #1	Z153640.D	1	12/02/21 21:50	KLS	11/29/21 13:15	OP36860	EZ7633
Run #2	Z153939.D	20	12/17/21 12:43	JY	11/29/21 13:15	OP36860	EZ7646

	Initial Weight	Final Volume
Run #1	30.3 g	1.0 ml
Run #2	30.3 g	1.0 ml

ABN TCL List (SOM0 2.0)

CAS No.	Compound	Result	RL	MDL	Units	Q
95-57-8	2-Chlorophenol	ND	77	19	ug/kg	
59-50-7	4-Chloro-3-methyl phenol	ND	190	23	ug/kg	
120-83-2	2,4-Dichlorophenol	ND	190	33	ug/kg	
105-67-9	2,4-Dimethylphenol	ND	190	68	ug/kg	
51-28-5	2,4-Dinitrophenol	ND	190	140	ug/kg	
534-52-1	4,6-Dinitro-o-cresol	ND	190	41	ug/kg	
95-48-7	2-Methylphenol	ND	77	24	ug/kg	
	3&4-Methylphenol	ND	77	31	ug/kg	
88-75-5	2-Nitrophenol	ND	190	25	ug/kg	
100-02-7	4-Nitrophenol [a]	ND	380	100	ug/kg	
87-86-5	Pentachlorophenol	ND	150	36	ug/kg	
108-95-2	Phenol	ND	77	20	ug/kg	
58-90-2	2,3,4,6-Tetrachlorophenol	ND	190	25	ug/kg	
95-95-4	2,4,5-Trichlorophenol	ND	190	29	ug/kg	
88-06-2	2,4,6-Trichlorophenol	ND	190	23	ug/kg	
83-32-9	Acenaphthene	1120	38	13	ug/kg	
208-96-8	Acenaphthylene	6290 [b]	770	390	ug/kg	
98-86-2	Acetophenone	ND	190	8.2	ug/kg	
120-12-7	Anthracene	7000 [b]	770	470	ug/kg	
1912-24-9	Atrazine	ND	77	16	ug/kg	
56-55-3	Benzo(a)anthracene	7870 [b]	770	220	ug/kg	
50-32-8	Benzo(a)pyrene	9330 [b]	770	350	ug/kg	
205-99-2	Benzo(b)fluoranthene	7170 [b]	770	340	ug/kg	
191-24-2	Benzo(g,h,i)perylene	1540	38	19	ug/kg	
207-08-9	Benzo(k)fluoranthene	1540	38	18	ug/kg	
101-55-3	4-Bromophenyl phenyl ether	ND	77	15	ug/kg	
85-68-7	Butyl benzyl phthalate	ND	77	9.3	ug/kg	
92-52-4	1,1'-Biphenyl	1330	77	5.2	ug/kg	
100-52-7	Benzaldehyde	ND	190	9.5	ug/kg	
91-58-7	2-Chloronaphthalene	ND	77	9.1	ug/kg	
106-47-8	4-Chloroaniline	ND	190	14	ug/kg	
86-74-8	Carbazole	42.3	77	5.6	ug/kg	J

ND = Not detected MDL = Method Detection Limit
RL = Reporting Limit
E = Indicates value exceeds calibration range

J = Indicates an estimated value
B = Indicates analyte found in associated method blank
N = Indicates presumptive evidence of a compound

Report of Analysis

Client Sample ID:	TT-SB-12-7.0-9.0		
Lab Sample ID:	JD35850-2	**Date Sampled:**	11/24/21
Matrix:	SO - Soil	**Date Received:**	11/24/21
Method:	SW846 8270E SW846 3546	**Percent Solids:**	86.2
Project:	2nd Avenue and 33-39th Street, Brooklyn, NY		

ABN TCL List (SOM0 2.0)

CAS No.	Compound	Result	RL	MDL	Units	Q
105-60-2	Caprolactam	ND	77	15	ug/kg	
218-01-9	Chrysene	7730 [b]	770	240	ug/kg	
111-91-1	bis(2-Chloroethoxy)methane	ND	77	8.2	ug/kg	
111-44-4	bis(2-Chloroethyl)ether	ND	77	17	ug/kg	
108-60-1	2,2'-Oxybis(1-chloropropane)	ND	77	14	ug/kg	
7005-72-3	4-Chlorophenyl phenyl ether	ND	77	12	ug/kg	
121-14-2	2,4-Dinitrotoluene	ND	38	12	ug/kg	
606-20-2	2,6-Dinitrotoluene	ND	38	19	ug/kg	
91-94-1	3,3'-Dichlorobenzidine	ND	77	32	ug/kg	
123-91-1	1,4-Dioxane [c]	ND	38	25	ug/kg	
53-70-3	Dibenzo(a,h)anthracene	343	38	17	ug/kg	
132-64-9	Dibenzofuran	324	77	16	ug/kg	
84-74-2	Di-n-butyl phthalate	ND	77	6.2	ug/kg	
117-84-0	Di-n-octyl phthalate	ND	77	9.5	ug/kg	
84-66-2	Diethyl phthalate	ND	77	8.2	ug/kg	
131-11-3	Dimethyl phthalate	ND	77	6.8	ug/kg	
117-81-7	bis(2-Ethylhexyl)phthalate	317	77	9.0	ug/kg	
206-44-0	Fluoranthene	14400 [b]	770	340	ug/kg	
86-73-7	Fluorene	7210 [b]	770	350	ug/kg	
118-74-1	Hexachlorobenzene	ND	77	9.7	ug/kg	
87-68-3	Hexachlorobutadiene	ND	38	15	ug/kg	
77-47-4	Hexachlorocyclopentadiene	ND	380	15	ug/kg	
67-72-1	Hexachloroethane	ND	190	19	ug/kg	
193-39-5	Indeno(1,2,3-cd)pyrene	1730	38	18	ug/kg	
78-59-1	Isophorone	ND	77	8.2	ug/kg	
91-57-6	2-Methylnaphthalene	3300	38	8.7	ug/kg	
88-74-4	2-Nitroaniline	ND	190	9.0	ug/kg	
99-09-2	3-Nitroaniline	ND	190	9.6	ug/kg	
100-01-6	4-Nitroaniline	ND	190	9.9	ug/kg	
91-20-3	Naphthalene	1290	38	11	ug/kg	
98-95-3	Nitrobenzene	ND	77	15	ug/kg	
621-64-7	N-Nitroso-di-n-propylamine	ND	77	11	ug/kg	
86-30-6	N-Nitrosodiphenylamine	ND	190	14	ug/kg	
85-01-8	Phenanthrene	37400 [b]	770	260	ug/kg	
129-00-0	Pyrene	29100 [b]	770	250	ug/kg	
95-94-3	1,2,4,5-Tetrachlorobenzene	ND	190	9.7	ug/kg	

CAS No.	Surrogate Recoveries	Run# 1	Run# 2	Limits
367-12-4	2-Fluorophenol	62%	88%	10-109%

ND = Not detected MDL = Method Detection Limit
RL = Reporting Limit
E = Indicates value exceeds calibration range

J = Indicates an estimated value
B = Indicates analyte found in associated method blank
N = Indicates presumptive evidence of a compound

Report of Analysis

Client Sample ID:	TT-SB-12-7.0-9.0		
Lab Sample ID:	JD35850-2	**Date Sampled:**	11/24/21
Matrix:	SO - Soil	**Date Received:**	11/24/21
Method:	SW846 8270E SW846 3546	**Percent Solids:**	86.2
Project:	2nd Avenue and 33-39th Street, Brooklyn, NY		

ABN TCL List (SOM0 2.0)

CAS No.	Surrogate Recoveries	Run# 1	Run# 2	Limits
4165-62-2	Phenol-d5	59%	89%	10-105%
118-79-6	2,4,6-Tribromophenol	71%	113%	10-135%
4165-60-0	Nitrobenzene-d5	61%	92%	10-119%
321-60-8	2-Fluorobiphenyl	70%	107%	18-112%
1718-51-0	Terphenyl-d14	62%	96%	18-125%

CAS No.	Tentatively Identified Compounds	R.T.	Est. Conc.	Units	Q
	Cyclohexane alkyl	4.45	1400	ug/kg	J
90-12-0	Naphthalene, 1-methyl-	6.17	1900	ug/kg	JN
	Naphthalene dimethyl	6.59	1100	ug/kg	J
	Naphthalene dimethyl	6.66	1500	ug/kg	J
	Naphthalene dimethyl	6.68	650	ug/kg	J
	Unknown	6.71	1100	ug/kg	J
	Naphthalene dimethyl	6.75	690	ug/kg	J
	Naphthalene trimethyl	7.25	690	ug/kg	J
	Naphthalene trimethyl	7.34	700	ug/kg	J
	Isopropenylnaphthalene	7.55	620	ug/kg	J
	Alkane	7.62	820	ug/kg	J
	Unknown	9.90	4900	ug/kg	J
	Unknown	10.31	490	ug/kg	J
	Pyrene methyl	10.98	690	ug/kg	J
	Unknown	11.26	4800	ug/kg	J
	Unknown	12.03	2200	ug/kg	J
	Unknown acid	12.28	4100	ug/kg	J
	Unknown PAH substance	14.10	2100	ug/kg	J
	Unknown PAH substance	14.33	5100	ug/kg	J
	Unknown	14.82	870	ug/kg	J
	Unknown	15.05	1500	ug/kg	J
	Unknown	15.21	2100	ug/kg	J
	Unknown	15.60	2000	ug/kg	J
	Unknown PAH substance	15.70	920	ug/kg	J
	Unknown PAH substance	16.36	1200	ug/kg	J
	Total TIC, Semi-Volatile		44140	ug/kg	J

(a) Associated CCV outside of control limits high, sample was ND.
(b) Result is from Run# 2
(c) Associated CCV outside of control limits low. Low-level verification was analyzed to demonstrate system suitability to detect affected analytes. Sample was ND.

ND = Not detected MDL = Method Detection Limit
RL = Reporting Limit
E = Indicates value exceeds calibration range

J = Indicates an estimated value
B = Indicates analyte found in associated method blank
N = Indicates presumptive evidence of a compound

Report of Analysis

Client Sample ID:	TT-SB-12-7.0-9.0		
Lab Sample ID:	JD35850-2	**Date Sampled:**	11/24/21
Matrix:	SO - Soil	**Date Received:**	11/24/21
Method:	SW846 8270E BY SIM SW846 3546	**Percent Solids:**	86.2
Project:	2nd Avenue and 33-39th Street, Brooklyn, NY		

	File ID	DF	Analyzed	By	Prep Date	Prep Batch	Analytical Batch
Run #1	4M105037.D	1	12/11/21 03:54	KLS	11/29/21 13:15	OP36860A	E4M4881
Run #2							

	Initial Weight	Final Volume
Run #1	30.3 g	1.0 ml
Run #2		

CAS No.	Compound	Result	RL	MDL	Units	Q
123-91-1	1,4-Dioxane	ND	3.8	1.9	ug/kg	

CAS No.	Surrogate Recoveries	Run# 1	Run# 2	Limits
4165-60-0	Nitrobenzene-d5	73%		10-107%
321-60-8	2-Fluorobiphenyl	64%		17-91%
1718-51-0	Terphenyl-d14	65%		17-105%

ND = Not detected MDL = Method Detection Limit J = Indicates an estimated value
RL = Reporting Limit B = Indicates analyte found in associated method blank
E = Indicates value exceeds calibration range N = Indicates presumptive evidence of a compound

Report of Analysis

Client Sample ID:	TT-SB-12-7.0-9.0		
Lab Sample ID:	JD35850-2	**Date Sampled:**	11/24/21
Matrix:	SO - Soil	**Date Received:**	11/24/21
Method:	SW846 8151A SW846 3546	**Percent Solids:**	86.2
Project:	2nd Avenue and 33-39th Street, Brooklyn, NY		

	File ID	DF	Analyzed	By	Prep Date	Prep Batch	Analytical Batch
Run #1 [a]	3G134402.D	4	12/04/21 08:07	RK	11/30/21 09:50	OP36859	G3G4902
Run #2							

	Initial Weight	Final Volume
Run #1	15.3 g	5.0 ml
Run #2		

Herbicide List

CAS No.	Compound	Result	RL	MDL	Units	Q
94-75-7	2,4-D	ND	76	34	ug/kg	
93-72-1	2,4,5-TP (Silvex)	ND	15	8.6	ug/kg	
93-76-5	2,4,5-T	ND	15	7.6	ug/kg	

CAS No.	Surrogate Recoveries	Run# 1	Run# 2	Limits
19719-28-9	2,4-DCAA	8% [b]		10-125%
19719-28-9	2,4-DCAA	11%		10-125%

(a) Had TBA cleanup. Dilution required due to matrix interference.
(b) Outside control limits due to matrix interference and dilution.

ND = Not detected MDL = Method Detection Limit
RL = Reporting Limit
E = Indicates value exceeds calibration range

J = Indicates an estimated value
B = Indicates analyte found in associated method blank
N = Indicates presumptive evidence of a compound

Report of Analysis

Client Sample ID:	TT-SB-12-7.0-9.0		
Lab Sample ID:	JD35850-2	**Date Sampled:**	11/24/21
Matrix:	SO - Soil	**Date Received:**	11/24/21
Method:	SW846 8081B SW846 3546	**Percent Solids:**	86.2
Project:	2nd Avenue and 33-39th Street, Brooklyn, NY		

	File ID	DF	Analyzed	By	Prep Date	Prep Batch	Analytical Batch
Run #1 [a]	1G171870.D	1	12/08/21 19:25	TL	11/29/21 09:00	OP36857	G1G5929
Run #2							

	Initial Weight	Final Volume
Run #1	15.7 g	10.0 ml
Run #2		

Pesticide TCL List

CAS No.	Compound	Result	RL	MDL	Units	Q
309-00-2	Aldrin	ND	0.74	0.61	ug/kg	
319-84-6	alpha-BHC	ND	0.74	0.60	ug/kg	
319-85-7	beta-BHC	ND	0.74	0.67	ug/kg	
319-86-8	delta-BHC	ND	0.74	0.71	ug/kg	
58-89-9	gamma-BHC (Lindane)	ND	0.74	0.54	ug/kg	
5103-71-9	alpha-Chlordane	ND	0.74	0.60	ug/kg	
5103-74-2	gamma-Chlordane	ND	0.74	0.33	ug/kg	
60-57-1	Dieldrin	ND	0.74	0.51	ug/kg	
72-54-8	4,4'-DDD	ND	0.74	0.68	ug/kg	
72-55-9	4,4'-DDE	ND	0.74	0.65	ug/kg	
50-29-3	4,4'-DDT	ND	0.74	0.65	ug/kg	
72-20-8	Endrin	ND	0.74	0.57	ug/kg	
1031-07-8	Endosulfan sulfate	ND	0.74	0.58	ug/kg	
7421-93-4	Endrin aldehyde	ND	0.74	0.42	ug/kg	
959-98-8	Endosulfan-I	ND	0.74	0.43	ug/kg	
33213-65-9	Endosulfan-II	ND	0.74	0.46	ug/kg	
76-44-8	Heptachlor	ND	0.74	0.64	ug/kg	
1024-57-3	Heptachlor epoxide	ND	0.74	0.52	ug/kg	
72-43-5	Methoxychlor	ND	1.5	0.59	ug/kg	
53494-70-5	Endrin ketone	ND	0.74	0.53	ug/kg	
8001-35-2	Toxaphene	ND	18	17	ug/kg	

CAS No.	Surrogate Recoveries	Run# 1	Run# 2	Limits
877-09-8	Tetrachloro-m-xylene	111%		27-138%
877-09-8	Tetrachloro-m-xylene	89%		27-138%
2051-24-3	Decachlorobiphenyl	110%		10-179%
2051-24-3	Decachlorobiphenyl	386% [b]		10-179%

(a) Had TBA cleanup.
(b) Outside control limits due to matrix interference.

ND = Not detected MDL = Method Detection Limit
RL = Reporting Limit
E = Indicates value exceeds calibration range
J = Indicates an estimated value
B = Indicates analyte found in associated method blank
N = Indicates presumptive evidence of a compound

Report of Analysis

Client Sample ID:	TT-SB-12-7.0-9.0		
Lab Sample ID:	JD35850-2	**Date Sampled:**	11/24/21
Matrix:	SO - Soil	**Date Received:**	11/24/21
Method:	SW846 8082A SW846 3546	**Percent Solids:**	86.2
Project:	2nd Avenue and 33-39th Street, Brooklyn, NY		

	File ID	DF	Analyzed	By	Prep Date	Prep Batch	Analytical Batch
Run #1	XX2475331.D	1	12/07/21 15:16	TL	11/29/21 09:00	OP36858	GXX7676
Run #2							

	Initial Weight	Final Volume
Run #1	15.7 g	10.0 ml
Run #2		

PCB List

CAS No.	Compound	Result	RL	MDL	Units	Q
12674-11-2	Aroclor 1016	ND	37	17	ug/kg	
11104-28-2	Aroclor 1221	ND	37	23	ug/kg	
11141-16-5	Aroclor 1232	ND	37	24	ug/kg	
53469-21-9	Aroclor 1242	ND	37	15	ug/kg	
12672-29-6	Aroclor 1248	ND	37	33	ug/kg	
11097-69-1	Aroclor 1254	ND	37	20	ug/kg	
11096-82-5	Aroclor 1260	ND	37	16	ug/kg	
11100-14-4	Aroclor 1268	ND	37	16	ug/kg	
37324-23-5	Aroclor 1262	ND	37	24	ug/kg	

CAS No.	Surrogate Recoveries	Run# 1	Run# 2	Limits
877-09-8	Tetrachloro-m-xylene	76%		24-152%
877-09-8	Tetrachloro-m-xylene	90%		24-152%
2051-24-3	Decachlorobiphenyl	81%		10-172%
2051-24-3	Decachlorobiphenyl	99%		10-172%

ND = Not detected MDL = Method Detection Limit
RL = Reporting Limit
E = Indicates value exceeds calibration range

J = Indicates an estimated value
B = Indicates analyte found in associated method blank
N = Indicates presumptive evidence of a compound

Report of Analysis

Client Sample ID:	TT-SB-12-7.0-9.0		
Lab Sample ID:	JD35850-2	**Date Sampled:**	11/24/21
Matrix:	SO - Soil	**Date Received:**	11/24/21
		Percent Solids:	86.2
Project:	2nd Avenue and 33-39th Street, Brooklyn, NY		

Metals Analysis

Analyte	Result	RL	Units	DF	Prep	Analyzed	By	Method	Prep Method
Aluminum	6280	58	mg/kg	1	12/03/21	12/03/21	ND	SW846 6010D [2]	SW846 3050B [5]
Antimony	2.9	2.3	mg/kg	1	12/03/21	12/03/21	ND	SW846 6010D [2]	SW846 3050B [5]
Arsenic	8.5	2.3	mg/kg	1	12/03/21	12/03/21	ND	SW846 6010D [2]	SW846 3050B [5]
Barium	240	23	mg/kg	1	12/03/21	12/03/21	ND	SW846 6010D [2]	SW846 3050B [5]
Beryllium	0.36	0.23	mg/kg	1	12/03/21	12/03/21	ND	SW846 6010D [2]	SW846 3050B [5]
Cadmium [a]	5.1	2.9	mg/kg	5	12/03/21	12/06/21	ND	SW846 6010D [3]	SW846 3050B [5]
Calcium	49000	2900	mg/kg	5	12/03/21	12/06/21	ND	SW846 6010D [3]	SW846 3050B [5]
Chromium	23.8	1.2	mg/kg	1	12/03/21	12/03/21	ND	SW846 6010D [2]	SW846 3050B [5]
Cobalt	7.1	5.8	mg/kg	1	12/03/21	12/03/21	ND	SW846 6010D [2]	SW846 3050B [5]
Copper [a]	124	15	mg/kg	5	12/03/21	12/06/21	ND	SW846 6010D [3]	SW846 3050B [5]
Iron	29300	290	mg/kg	5	12/03/21	12/06/21	ND	SW846 6010D [3]	SW846 3050B [5]
Lead [a]	266	12	mg/kg	5	12/03/21	12/06/21	ND	SW846 6010D [3]	SW846 3050B [5]
Magnesium	5970	580	mg/kg	1	12/03/21	12/03/21	ND	SW846 6010D [2]	SW846 3050B [5]
Manganese [a]	323	8.7	mg/kg	5	12/03/21	12/06/21	ND	SW846 6010D [3]	SW846 3050B [5]
Mercury	0.54	0.032	mg/kg	1	11/30/21	11/30/21	SB	SW846 7471B [1]	SW846 7471B [4]
Nickel	26.2	4.6	mg/kg	1	12/03/21	12/03/21	ND	SW846 6010D [2]	SW846 3050B [5]
Potassium	< 1200	1200	mg/kg	1	12/03/21	12/03/21	ND	SW846 6010D [2]	SW846 3050B [5]
Selenium [a]	< 12	12	mg/kg	5	12/03/21	12/06/21	ND	SW846 6010D [3]	SW846 3050B [5]
Silver [a]	< 2.9	2.9	mg/kg	5	12/03/21	12/06/21	ND	SW846 6010D [3]	SW846 3050B [5]
Sodium	< 1200	1200	mg/kg	1	12/03/21	12/03/21	ND	SW846 6010D [2]	SW846 3050B [5]
Thallium [a]	< 5.8	5.8	mg/kg	5	12/03/21	12/06/21	ND	SW846 6010D [3]	SW846 3050B [5]
Vanadium	25.5	5.8	mg/kg	1	12/03/21	12/03/21	ND	SW846 6010D [2]	SW846 3050B [5]
Zinc	1220	29	mg/kg	5	12/03/21	12/06/21	ND	SW846 6010D [3]	SW846 3050B [5]

(1) Instrument QC Batch: MA51507
(2) Instrument QC Batch: MA51539
(3) Instrument QC Batch: MA51551
(4) Prep QC Batch: MP30076
(5) Prep QC Batch: MP30111

(a) Elevated detection limit due to dilution required for high interfering element.

RL = Reporting Limit

Report of Analysis

Client Sample ID:	TT-SB-12-7.0-9.0		
Lab Sample ID:	JD35850-2	**Date Sampled:**	11/24/21
Matrix:	SO - Soil	**Date Received:**	11/24/21
		Percent Solids:	86.2
Project:	2nd Avenue and 33-39th Street, Brooklyn, NY		

General Chemistry

Analyte	Result	RL	Units	DF	Analyzed	By	Method
Cyanide [a]	< 0.30	0.30	mg/kg	1	12/08/21 20:29	EB	SW846 9012B/LACHAT
Solids, Percent	86.2		%	1	11/29/21 16:30	BG	SM2540 G 18TH ED MOD

(a) Sample prepped within holding time, but run out of holding time.

RL = Reporting Limit

Report of Analysis

Client Sample ID:	TT-SB-12-7.0-9.0		
Lab Sample ID:	JD35850-2A	**Date Sampled:**	11/24/21
Matrix:	SO - Soil	**Date Received:**	11/24/21
Method:	EPA 537M BY ID IN HOUSE	**Percent Solids:**	86.2
Project:	2nd Avenue and 33-39th Street, Brooklyn, NY		

	File ID	DF	Analyzed	By	Prep Date	Prep Batch	Analytical Batch
Run #1 [a]	3Q50944.D	1	12/21/21 06:40	AFL	12/10/21 15:00	F:OP88771	F:S3Q713
Run #2							

	Initial Weight	Final Volume
Run #1	2.04 g	1.0 ml
Run #2		

PFAS List

CAS No.	Compound	Result	RL	MDL	Units	Q
PERFLUOROALKYLCARBOXYLIC ACIDS						
375-22-4	Perfluorobutanoic acid	ND	1.1	0.43	ug/kg	
2706-90-3	Perfluoropentanoic acid	ND	0.57	0.28	ug/kg	
307-24-4	Perfluorohexanoic acid	ND	0.57	0.28	ug/kg	
375-85-9	Perfluoroheptanoic acid	ND	0.57	0.28	ug/kg	
335-67-1	Perfluorooctanoic acid	ND	0.57	0.28	ug/kg	
375-95-1	Perfluorononanoic acid	ND	0.57	0.28	ug/kg	
335-76-2	Perfluorodecanoic acid	ND	0.57	0.28	ug/kg	
2058-94-8	Perfluoroundecanoic acid	ND	0.57	0.28	ug/kg	
307-55-1	Perfluorododecanoic acid	ND	0.57	0.28	ug/kg	
72629-94-8	Perfluorotridecanoic acid	ND	0.57	0.30	ug/kg	
376-06-7	Perfluorotetradecanoic acid	ND	0.57	0.28	ug/kg	
PERFLUOROALKYLSULFONIC ACIDS						
375-73-5	Perfluorobutanesulfonic acid	ND	0.57	0.28	ug/kg	
355-46-4	Perfluorohexanesulfonic acid	ND	0.57	0.28	ug/kg	
375-92-8	Perfluoroheptanesulfonic acid	ND	0.57	0.28	ug/kg	
1763-23-1	Perfluorooctanesulfonic acid	ND	0.57	0.28	ug/kg	
335-77-3	Perfluorodecanesulfonic acid	ND	0.57	0.28	ug/kg	
PERFLUOROOCTANESULFONAMIDES						
754-91-6	PFOSA	ND	0.57	0.28	ug/kg	
PERFLUOROOCTANESULFONAMIDOACETIC ACIDS						
2355-31-9	MeFOSAA	ND	1.1	0.57	ug/kg	
2991-50-6	EtFOSAA	ND	1.1	0.57	ug/kg	
FLUOROTELOMER SULFONATES						
27619-97-2	6:2 Fluorotelomer sulfonate	ND	1.1	0.28	ug/kg	
39108-34-4	8:2 Fluorotelomer sulfonate	ND	1.1	0.28	ug/kg	

ND = Not detected MDL = Method Detection Limit J = Indicates an estimated value
RL = Reporting Limit B = Indicates analyte found in associated method blank
E = Indicates value exceeds calibration range N = Indicates presumptive evidence of a compound

Report of Analysis

Client Sample ID:	TT-SB-12-7.0-9.0		
Lab Sample ID:	JD35850-2A	**Date Sampled:**	11/24/21
Matrix:	SO - Soil	**Date Received:**	11/24/21
Method:	EPA 537M BY ID IN HOUSE	**Percent Solids:**	86.2
Project:	2nd Avenue and 33-39th Street, Brooklyn, NY		

PFAS List

CAS No.	ID Standard Recoveries	Run# 1	Run# 2	Limits
	13C4-PFBA	76%		40-140%
	13C5-PFPeA	76%		50-150%
	13C5-PFHxA	76%		50-150%
	13C4-PFHpA	76%		50-150%
	13C8-PFOA	76%		50-150%
	13C9-PFNA	75%		50-150%
	13C6-PFDA	74%		50-150%
	13C7-PFUnDA	59%		40-140%
	13C2-PFDoDA	50%		40-140%
	13C2-PFTeDA	62%		30-130%
	13C3-PFBS	76%		50-150%
	13C3-PFHxS	76%		50-150%
	13C8-PFOS	73%		50-150%
	13C8-FOSA	59%		30-130%
	d3-MeFOSAA	85%		40-140%
	d5-EtFOSAA	94%		40-140%
	13C2-6:2FTS	75%		50-150%
	13C2-8:2FTS	78%		50-150%

(a) Analysis performed at SGS Orlando, FL.

ND = Not detected MDL = Method Detection Limit
RL = Reporting Limit
E = Indicates value exceeds calibration range

J = Indicates an estimated value
B = Indicates analyte found in associated method blank
N = Indicates presumptive evidence of a compound

Misc. Forms

Custody Documents and Other Forms

Includes the following where applicable:

- Chain of Custody
- Chain of Custody (SGS Orlando, FL)

SGS

EHSA-QAC-0023-04-FORM-Standard COC

SO
SLL

CHAIN OF CUSTODY

SGS North America Inc. - Dayton
2235 Route 130, Dayton, NJ 08810
TEL. 732-329-0200 FAX: 732-329-3499/3480
www.sgs.com/ehsusa

Page __ of __

FED-EX Tracking #:
Bottle Order Control #: JS-111121-141
SGS Quote #:
SGS Job #: JD 35850

Client / Reporting Information

Company Name: TETRA TECH
Street Address: 6 CENTURY DR.
City / State / Zip: PARSIPPANY NJ 07954
Project Contact / E-mail: BOB CANTAGALLO ROBERT.CANTAGALLO@TETRATECH.COM
Phone #: 973.630.4045
Sampler(s) Name(s) / Phone #: A. VALLI

Project Information

Project Name: 2ND AVE & 33RD St.
Street:
City / State: BROOKLYN NY
Project #:
Client Purchase Order #:
Project Manager:

Billing Information (if different from Report to)
Company Name:
Street Address:
City / State / Zip:
Attention:

Requested Analysis

SGS Sample #	Field ID / Point of Collection	MEOH/DI Vial #	Date	Time	Sampled by	Grab (G) Comp (C)	Source Chlorinated (Y/N)	Matrix	# of bottles	HCl	NaOH	HNO_3	H_2SO_4	NONE	DI Water	MEOH	ENCORE	V8260 TCL+20	AB 8270 TCL+20	B 8270 SIM 1,4-Dioxane	P8081 PEST TCL	P8082 - PCB 11	H8151 STD	X MTAL CN	MTAL	LCID 537 NY 21			LAB USE ONLY
1	TT-SB-11-6.5-8.5	○	11/23/21	1335	AV	G		So	6					3			3	✓	✓	✓	✓	✓	✓	✓		✓			D44
2	TT-SB-12-7.0-9.0	○	11/24/21	0908	AV	G		So	6					3			3	✓	✓	✓	✓	✓	✓	✓		✓			P18
																												1462
																												4484

pH Check (Lab Use Only)

Matrix Codes

DW - Drinking Water
GW - Ground Water
WW - Water
SW - Surface Water
SO - Soil
SL - Sludge
SED-Sediment
OI - Oil
LIQ - Other Liquid
AIR - Air
SOL - Other Solid
WP - Wipe
FB - Field Blank
EB-Equipment Blank
RB - Rinse Blank
TB - Trip Blank

Turn Around Time (Business Days)

Approved By (SGS PM): / Date:

- ☐ 10 Business Days
- ☐ 5 Business Days
- ☐ 3 Business Days*
- ☐ 2 Business Days*
- ☐ 1 Business Day*
- ☐ Other

All data available via Lablink

* Approval needed for 1-3 Business Day TAT

Deliverable

- ☐ Commercial "A" (Level 1)
- ☐ Commercial "B" (Level 2)
- ☐ NJ Reduced (Level 3)
- ☐ Full Tier I (Level 4)
- ☐ Commercial "C"
- ☐ NJ DKQP
- ☐ NYASP Category A
- ☐ NYASP Category B
- ☐ MA MCP Criteria____
- ☐ CT RCP Criteria____
- ☐ State Forms
- ☐ EDD Format____
- ☐ DOD-QSM5

Commercial "A" = Results only; Commercial "B" = Results + QC Summary
Commercial "C" = Results + QC Summary + Partial Raw data

Comments / Special Instructions

Initial Assessment AR2A
Label Verification____
○ 3x53 encore

http://www.sgs.com/en/terms-and-conditions

Sample Custody must be documented below each time samples change possession, including courier delivery.

Relinquished by:	Date / Time:	Received By:	Relinquished By:	Date / Time:	Received By:
1 Ayc Vl	11/24/21 1134	1 Joseph Acheampong	2 Joseph Acheampong	11/24/21 17:03	2 Jeemie Peter
3		3	4		4
5		5			

Custody Seal #: ☐ Intact ☐ Not intact ☐ Absent

Therm ID: See Sample Receipt Summary ☑ Op Ice

Cooler Temp. °C 2.78

JD35850: Chain of Custody
Page 1 of 3

SGS Sample Receipt Summary

Job Number: JD35850 **Client:** TETRA TECH **Project:** 2ND AVENUE AND 33-39TH STREET, BROOKL

Date / Time Received: 11/24/2021 5:03:00 PM **Delivery Method:** **Airbill #'s:**

Cooler Temps (Raw Measured) °C: Cooler 1: (2.7);

Cooler Temps (Corrected) °C: Cooler 1: (1.3);

Cooler Security	Y	or	N		Y	or	N
1. Custody Seals Present:	☑		☐	3. COC Present:	☑		☐
2. Custody Seals Intact:	☑		☐	4. Smpl Dates/Time OK	☑		☐

Cooler Temperature	Y	or	N
1. Temp criteria achieved:	☑		☐
2. Cooler temp verification:	IR Gun		
3. Cooler media:	Ice (Bag)		
4. No. Coolers:	1		

Quality Control Preservation	Y	or	N	N/A
1. Trip Blank present / cooler:	☐		☐	☑
2. Trip Blank listed on COC:	☐		☐	☑
3. Samples preserved properly:	☑		☐	
4. VOCs headspace free:	☐		☐	☑

Sample Integrity - Documentation	Y	or	N
1. Sample labels present on bottles:	☑		☐
2. Container labeling complete:	☑		☐
3. Sample container label / COC agree:	☑		☐

Sample Integrity - Condition	Y	or	N
1. Sample recvd within HT:	☑		☐
2. All containers accounted for:	☑		☐
3. Condition of sample:	Intact		

Sample Integrity - Instructions	Y	or	N	N/A
1. Analysis requested is clear:	☑		☐	
2. Bottles received for unspecified tests	☐		☑	
3. Sufficient volume recvd for analysis:	☑		☐	
4. Compositing instructions clear:	☐		☐	☑
5. Filtering instructions clear:	☐		☐	☑

Test Strip Lot #s: pH 1-12: 231619 pH 12+: 203117A Other: (Specify) _____ _____

Comments

SM089-03
Rev. Date 12/7/17

JD35850: Chain of Custody
Page 2 of 3

Job Change Order: JD35850

Requested Date:	12/13/2021	**Received Date:**	11/24/2021
Account Name:	Tetra Tech	**Due Date:**	12/13/2021
Project Description:	2nd Avenue and 33-39th Street, Brooklyn, NY	**Deliverable:**	NYASPB
C/O Initiated By:	JADONS **PM:** JBS	**TAT (Days):**	7

==========

Sample #: JD35850-ALL

Dept:

TAT: 7

Change:
Please move project to TTNJP90692 and re-sub to ALSE.

==========

Above Changes Per: Jadon Schiller **Date/Time:** 12/13/2021

To Client: This Change Order is confirmation of the revisions, previously discussed with the Client Service Representative.

Page 1 of 1

JD35850: Chain of Custody
Page 3 of 3

SGS

CHAIN OF CUSTODY

SGS North America Inc. - Dayton
2235 Route 130, Dayton, NJ 08810
TEL. 732-329-0200 FAX: 732-329-3499/3480
www.sgs.com/ehsusa

Page 1 of 1

FED-EX Tracking #
Bottle Order Control #
SGS Quote #
SGS Job # JD35850

Client / Reporting Information

Company Name:
Street Address
City State Zip
Project Contact E-mail: jadon.schiller@sgs.com
Phone #
Sampler(s) Name(s): AV Phone

Project Information

Project Name: 2nd Avenue and 33-39th Street, Brooklyn, NY
Street
City State
Project #
Client Purchase Order #
Project Manager

Billing Information (if different from Report to)
Company Name
Street Address
City State Zip
Attention:

Requested Analysis

SGS Sample #	Field ID / Point of Collection	MEOH/DI Vial #	Collection Date	Collection Time	Sampled by	Matrix	# of bottles	HCl	NaOH	HNO_3	H_2SO_4	NONE	DI Water	MEOH	ENCORE	LCID537NY21												LAB USE ONLY
1A	TT-SB-11-6.5-8.5		11/23/21	1:35:00 PM	AV	SO										X												
2A	TT-SB-12-7.0-9.0		11/24/21	9:08:00 AM	AV	SO										X												

Matrix Codes: DW - Drinking Water; GW - Ground Water; WW - Water; SW - Surface Water; SO - Soil; SL- Sludge; SED-Sediment; OI - Oil; LIQ - Other Liquid; AIR - Air; SOL - Other Solid; WP - Wipe; FB - Field Blank; EB-Equipment Blank; RB - Rinse Blank; TB - Trip Blank

Turnaround Time (Business days)

- [ ] Standard 10 Business Days
- [ ] 5 Business Days RUSH
- [ ] 3 Business Days RUSH
- [ ] 2 Business Days RUSH
- [ ] 1 Business Day EMERGENCY
- [X] Other 1/14/1900

Approved By (SGS PM): / Date:

Emergency & Rush T/A data available via Lablink Approval needed for RUSH/Emergency TAT

Data Deliverable Information

- [ ] Commercial "A" (Level 1)
- [ ] Commercial "B" (Level 2)
- [ ] FULLT1 (Level 3+4)
- [ ] NJ Reduced
- [ ] Commercial "C"
- [ ] NYASP Category A
- [ ] NYASP Category B
- [ ] State Forms
- [ ] EDD Format
- [X] Other NYASPB

Commercial "A" = Results Only
Commercial "B" = Results + QC Summary
Commercial "C" = Results + QC Summary + Partial Raw data

Comments / Special Instructions

INITIAL ASSESSMENT cm

LABEL VERIFICATION

Sign at www.sgs.com/en/terms-and-conditions

Sample Custody must be documented below each time samples change possession, including courier delivery.

Relinquished by:	Date / Time:	Received By:	Relinquished By:	Date / Time:	Received By:
1 [signature]	11/29/21 14:00	1 FedEx	2	11/30/21 1500	2 [signature]
3		3	4		4
5		5			

Custody Seal # ☐ Intact ☐ Not intact ☐ Absent ☐ Preserved where applicable Therm. ID: On Ice ☐ Cooler Temp. °C 4.2-121

jd35850.xls
Rev. Date: 4/20/21

5.2
5

JD35850: Chain of Custody
Page 1 of 2
SGS Orlando, FL

SGS Sample Receipt Summary

Job Number: JD35850 **Client:** SGS NJ **Project:** 2ND AVENUE AND 33-39TH STREET, BROOKL

Date / Time Received: 11/30/2021 3:00:00 PM **Delivery Method:** FX **Airbill #'s:** 5272 0636 6565

Therm ID: IR 1; **Therm CF:** 0.2; **# of Coolers:** 1

Cooler Temps (Raw Measured) °C: Cooler 1: (4.0);

Cooler Temps (Corrected) °C: Cooler 1: (4.2);

Cooler Information	Y	or	N
1. Custody Seals Present	☑		☐
2. Custody Seals Intact	☑		☐
3. Temp criteria achieved	☑		☐
4. Cooler temp verification	IR Gun		
5. Cooler media	Ice (Bag)		

Trip Blank Information	Y	or	N	N/A
1. Trip Blank present / cooler	☐		☐	☑
2. Trip Blank listed on COC	☐		☐	☑
	W	**or**	**S**	**N/A**
3. Type Of TB Received	☐		☐	☑

Sample Information	Y	or	N	N/A
1. Sample labels present on bottles	☑		☐	
2. Samples preserved properly	☑		☐	
3. Sufficient volume/containers recvd for analysis:	☑		☐	
4. Condition of sample	Intact			
5. Sample recvd within HT	☑		☐	
6. Dates/Times/IDs on COC match Sample Label	☑		☐	
7. VOCs have headspace	☐		☐	☑
8. Bottles received for unspecified tests	☐		☑	
9. Compositing instructions clear	☐		☐	☑
10. Voa Soil Kits/Jars received past 48hrs?	☐		☐	☑
11. % Solids Jar received?	☐		☐	☑
12. Residual Chlorine Present?	☐		☐	☑

Misc. Information

Number of Encores: 25-Gram _____ 5-Gram _____ Number of 5035 Field Kits: _____ Number of Lab Filtered Metals: _____

Test Strip Lot #s: pH 0-3 230315 pH 10-12 219813A Other: (Specify) _____ _____

Residual Chlorine Test Strip Lot #: _____

Comments

SM001
Rev. Date 05/24/17

Technician: STEPHENP Date: 11/30/2021 3:00:00 P Reviewer: _____ Date: _____

JD35850: Chain of Custody
Page 2 of 2

The results set forth herein are provided by SGS North America Inc.

e-Hardcopy 2.0
Automated Report

Technical Report for

Tetra Tech

2nd Avenue and 33-39th Street, Brooklyn, NY

SGS Job Number: JD35939

Sampling Dates: 11/29/21 - 11/30/21

Report to:

Tetra Tech

Robert.Cantagallo@tetratech.com

ATTN: Bob Cantagallo

Total number of pages in report: **169**

Test results contained within this data package meet the requirements of the National Environmental Laboratory Accreditation Program and/or state specific certification programs as applicable.

Mike Earp
General Manager

Client Service contact: Jadon Schiller 732-329-0200

Certifications: NJ(12129), NY(10983), CA, CT, FL, IL, IN, KS, KY, LA, MA, MD, ME, MN, NC, OH VAP (CL0056), AK (UST-103), AZ (AZ0786), PA, RI, SC, TX, UT, VA, WV, DoD ELAP (ANAB L2248)

This report shall not be reproduced, except in its entirety, without the written approval of SGS.
Test results relate only to samples analyzed.

SGS is the sole authority for authorizing edits or modifications to this document.
Unauthorized modification of this report is strictly prohibited.
Review standard terms at: http://www.sgs.com/en/terms-and-conditions

Please share your ideas about
how we can serve you better at:
EHS.US.CustomerCare@sgs.com

Table of Contents

-1-

Section 1: Sample Summary **3**
Section 2: Case Narrative/Conformance Summary **5**
Section 3: Summary of Hits **11**
Section 4: Sample Results **20**
4.1: JD35939-1: TT-SB-13-7.5-9.5 21
4.2: JD35939-1A: TT-SB-13-7.5-9.5 32
4.3: JD35939-2: TT-SB-14-7.5-9.5 34
4.4: JD35939-2A: TT-SB-14-7.5-9.5 45
4.5: JD35939-3: TT-SB-15-7.5-9.5 47
4.6: JD35939-3A: TT-SB-15-7.5-9.5 58
4.7: JD35939-4: TT-SB-16-7.5-9.5 60
4.8: JD35939-4A: TT-SB-16-7.5-9.5 71
4.9: JD35939-5: TT-SB-17-7.0-9.0 73
4.10: JD35939-5A: TT-SB-17-7.0-9.0 84
4.11: JD35939-6: TT-SB-18-7.0-9.0 86
4.12: JD35939-6A: TT-SB-18-7.0-9.0 97
4.13: JD35939-7: TT-SB-19-7.0-9.0 99
4.14: JD35939-7A: TT-SB-19-7.0-9.0 110
4.15: JD35939-8: TT-SB-20-6.5-8.5 112
4.16: JD35939-8A: TT-SB-20-6.5-8.5 123
4.17: JD35939-9: TT-SB-21-6.5-8.5 125
4.18: JD35939-9A: TT-SB-21-6.5-8.5 136
4.19: JD35939-10: TT-SB-22-6.5-8.5 138
4.20: JD35939-10A: TT-SB-22-6.5-8.5 149
4.21: JD35939-11: TT-SB-23-7.5-9.5 151
4.22: JD35939-11A: TT-SB-23-7.5-9.5 162
Section 5: Misc. Forms **164**
5.1: Chain of Custody 165
5.2: Chain of Custody (SGS Orlando, FL) 168

SGS LabLink@1124010 14:32 21-Jan-2022

Sample Summary

Tetra Tech

2nd Avenue and 33-39th Street, Brooklyn, NY

Job No: JD35939

This report contains results reported as ND = Not detected. The following applies:
Organics ND = Not detected above the MDL

Sample Number	Collected Date	Time	By	Received	Matrix Code	Type	Client Sample ID
JD35939-1	11/29/21	09:10	AV	11/30/21	SO	Soil	TT-SB-13-7.5-9.5
JD35939-1A	11/29/21	09:10	AV	11/30/21	SO	Soil	TT-SB-13-7.5-9.5
JD35939-2	11/29/21	10:09	AV	11/30/21	SO	Soil	TT-SB-14-7.5-9.5
JD35939-2A	11/29/21	10:09	AV	11/30/21	SO	Soil	TT-SB-14-7.5-9.5
JD35939-3	11/29/21	11:09	AV	11/30/21	SO	Soil	TT-SB-15-7.5-9.5
JD35939-3A	11/29/21	11:09	AV	11/30/21	SO	Soil	TT-SB-15-7.5-9.5
JD35939-4	11/29/21	12:11	AV	11/30/21	SO	Soil	TT-SB-16-7.5-9.5
JD35939-4A	11/29/21	12:11	AV	11/30/21	SO	Soil	TT-SB-16-7.5-9.5
JD35939-5	11/29/21	13:55	AV	11/30/21	SO	Soil	TT-SB-17-7.0-9.0
JD35939-5A	11/29/21	13:55	AV	11/30/21	SO	Soil	TT-SB-17-7.0-9.0
JD35939-6	11/29/21	14:56	AV	11/30/21	SO	Soil	TT-SB-18-7.0-9.0
JD35939-6A	11/29/21	14:56	AV	11/30/21	SO	Soil	TT-SB-18-7.0-9.0

Soil samples reported on a dry weight basis unless otherwise indicated on result page.

Sample Summary
(continued)

Tetra Tech

Job No: JD35939

2nd Avenue and 33-39th Street, Brooklyn, NY

Sample Number	Collected Date	Time	By	Received	Matrix Code	Type	Client Sample ID
JD35939-7	11/30/21	08:48	AV	11/30/21	SO	Soil	TT-SB-19-7.0-9.0
JD35939-7A	11/30/21	08:48	AV	11/30/21	SO	Soil	TT-SB-19-7.0-9.0
JD35939-8	11/30/21	09:36	AV	11/30/21	SO	Soil	TT-SB-20-6.5-8.5
JD35939-8A	11/30/21	09:36	AV	11/30/21	SO	Soil	TT-SB-20-6.5-8.5
JD35939-9	11/30/21	10:28	AV	11/30/21	SO	Soil	TT-SB-21-6.5-8.5
JD35939-9A	11/30/21	10:28	AV	11/30/21	SO	Soil	TT-SB-21-6.5-8.5
JD35939-10	11/30/21	11:33	AV	11/30/21	SO	Soil	TT-SB-22-6.5-8.5
JD35939-10A	11/30/21	11:33	AV	11/30/21	SO	Soil	TT-SB-22-6.5-8.5
JD35939-11	11/30/21	13:30	AV	11/30/21	SO	Soil	TT-SB-23-7.5-9.5
JD35939-11A	11/30/21	13:30	AV	11/30/21	SO	Soil	TT-SB-23-7.5-9.5

Soil samples reported on a dry weight basis unless otherwise indicated on result page.

CASE NARRATIVE / CONFORMANCE SUMMARY

Client:	Tetra Tech	**Job No**	JD35939
Site:	2nd Avenue and 33-39th Street, Brooklyn, NY	**Report Date**	12/27/2021 5:55:33 P

On 11/30/2021, 22 Sample(s), 0 Trip Blank(s) and 0 Field Blank(s) were received at SGS North America Inc. at a maximum corrected temperature of -0.1 C. Samples were intact and chemically preserved, unless noted below. A SGS North America Inc. Job Number of JD35939 was assigned to the project. Laboratory sample ID, client sample ID and dates of sample collection are detailed in the report's Results Summary Section.

Specified quality control criteria were achieved for this job except as noted below. For more information, please refer to the analytical results and QC summary pages.

Compounds qualified as out of range in the continuing calibration summary report are acceptable as per method requirements when there is a high bias but the sample result is non-detect.

MS Volatiles By Method SW846 8260D

Matrix: SO **Batch ID:** VI9769

- All samples were analyzed within the recommended method holding time.
- All method blanks for this batch meet method specific criteria.
- Sample(s) JD35939-1MS, JD35939-2DUP were used as the QC samples indicated.

MS Semi-volatiles By Method EPA 537M BY ID

Matrix: SO **Batch ID:** F:OP88850

- The data for EPA 537M BY ID meets quality control requirements.
- JD35939-11A: Analysis performed at SGS Orlando, FL.
- JD35939-1A: Analysis performed at SGS Orlando, FL.
- JD35939-2A: Analysis performed at SGS Orlando, FL.
- JD35939-3A: Analysis performed at SGS Orlando, FL.
- JD35939-4A: Analysis performed at SGS Orlando, FL.
- JD35939-6A: Analysis performed at SGS Orlando, FL.
- JD35939-8A: Analysis performed at SGS Orlando, FL.
- JD35939-9A: Analysis performed at SGS Orlando, FL.
- JD35939-5A: Analysis performed at SGS Orlando, FL.
- JD35939-10A: Analysis performed at SGS Orlando, FL.
- JD35939-7A: Analysis performed at SGS Orlando, FL.

MS Semi-volatiles By Method SW846 8270E

Matrix: SO **Batch ID:** OP36903

- All samples were extracted within the recommended method holding time.
- All method blanks for this batch meet method specific criteria.
- Sample(s) JD35939-1MS, JD35939-1MSD were used as the QC samples indicated.
- Matrix Spike/Matrix Spike Duplicate Recovery(s) for Anthracene, Benzo(g,h,i)perylene, Benzo(k)fluoranthene, Indeno(1,2,3-cd)pyrene are outside control limits. Outside control limits due to high level in sample relative to spike amount.
- Matrix Spike Duplicate Recovery(s) for Acenaphthene, Fluorene, Naphthalene are outside control limits. Outside control limits due to matrix interference.
- Matrix Spike /Matrix Spike Duplicate Recovery(s) for Benzo(a)anthracene, Benzo(a)pyrene, Benzo(b)fluoranthene, Chrysene, Fluoranthene, Pyrene are outside control limits. Outside control limits due to high level in sample relative to spike amount.
- RPD(s) for MSD for Naphthalene, Phenanthrene are outside control limits for sample OP36903-MSD.
- JD35939-6 for Caprolactam: Associated CCV outside of control limits high, sample was ND.
- JD35939-2 for Hexachlorocyclopentadiene: Associated CCV outside of control limits high, sample was ND.
- JD35939-2 for 4-Nitrophenol: Associated CCV outside of control limits high, sample was ND.
- JD35939-1 for Caprolactam: Associated CCV outside of control limits high, sample was ND.
- JD35939-9 for Hexachlorocyclopentadiene: Associated CCV outside of control limits high, sample was ND.
- JD35939-2 for Caprolactam: Associated CCV outside of control limits high, sample was ND.
- JD35939-9 for Caprolactam: Associated CCV outside of control limits high, sample was ND.
- OP36903-MSD for Naphthalene: Outside of in house control limits.
- JD35939-1 for Hexachlorocyclopentadiene: Associated CCV outside of control limits high, sample was ND.
- OP36903-MSD for Phenanthrene: Outside of in house control limits.
- JD35939-6 for 4-Nitrophenol: Associated CCV outside of control limits high, sample was ND.
- JD35939-10 for 4-Nitrophenol: Associated CCV outside of control limits high, sample was ND.
- JD35939-6 for Hexachlorocyclopentadiene: Associated CCV outside of control limits high, sample was ND.
- JD35939-7 for 4-Nitrophenol: Associated CCV outside of control limits high, sample was ND.
- JD35939-7 for Caprolactam: Associated CCV outside of control limits high, sample was ND.
- JD35939-7 for Hexachlorocyclopentadiene: Associated CCV outside of control limits high, sample was ND.
- JD35939-8 for 4-Nitrophenol: Associated CCV outside of control limits high, sample was ND.
- JD35939-8 for Caprolactam: Associated CCV outside of control limits high, sample was ND.
- JD35939-10 for Caprolactam: Associated CCV outside of control limits high, sample was ND.
- JD35939-9 for 4-Nitrophenol: Associated CCV outside of control limits high, sample was ND.
- JD35939-1 for 4-Nitrophenol: Associated CCV outside of control limits high, sample was ND.
- JD35939-3 for Hexachlorocyclopentadiene: Associated CCV outside of control limits high, sample was ND.
- JD35939-5 for Hexachlorocyclopentadiene: Associated CCV outside of control limits high, sample was ND.
- JD35939-3 for Caprolactam: Associated CCV outside of control limits high, sample was ND.
- JD35939-10 for Hexachlorocyclopentadiene: Associated CCV outside of control limits high, sample was ND.
- JD35939-11 for 4-Nitrophenol: Associated CCV outside of control limits high, sample was ND.
- JD35939-11 for Caprolactam: Associated CCV outside of control limits high, sample was ND.
- JD35939-11 for Hexachlorocyclopentadiene: Associated CCV outside of control limits high, sample was ND.
- JD35939-8 for Hexachlorocyclopentadiene: Associated CCV outside of control limits high, sample was ND.
- JD35939-4 for Caprolactam: Associated CCV outside of control limits high, sample was ND.
- JD35939-4 for Hexachlorocyclopentadiene: Associated CCV outside of control limits high, sample was ND.
- JD35939-5 for 4-Nitrophenol: Associated CCV outside of control limits high, sample was ND.
- JD35939-5 for Caprolactam: Associated CCV outside of control limits high, sample was ND.

MS Semi-volatiles By Method SW846 8270E

Matrix: SO	Batch ID: OP36903

- JD35939-4 for 4-Nitrophenol: Associated CCV outside of control limits high, sample was ND.
- JD35939-3 for 4-Nitrophenol: Associated CCV outside of control limits high, sample was ND.

MS Semi-volatiles By Method SW846 8270E BY SIM

Matrix: SO	Batch ID: OP36903A

- All samples were extracted within the recommended method holding time.
- All method blanks for this batch meet method specific criteria.
- Sample(s) JD35939-2MS, JD35939-2MSD were used as the QC samples indicated.

GC/LC Semi-volatiles By Method SW846 8081B

Matrix: SO	Batch ID: OP36907

- All samples were extracted within the recommended method holding time.
- All method blanks for this batch meet method specific criteria.
- Sample(s) JD35939-1MS, JD35939-1MSD, OP36907-MSMSD were used as the QC samples indicated.
- Matrix Spike Recovery(s) for delta-BHC, Endrin ketone are outside control limits. Outside control limits due to matrix interference.
- Matrix Spike Duplicate Recovery(s) for Aldrin, delta-BHC, Endrin aldehyde are outside control limits. Outside control limits due to matrix interference.
- JD35939-9: Had TBA cleanup.
- JD35939-1: Confirmation run.
- JD35939-1 for Decachlorobiphenyl: Outside control limits due to matrix interference.
- JD35939-1 for Endosulfan-II: More than 40 % RPD for detected concentrations between the two GC columns.
- JD35939-1 for Endrin: More than 40 % RPD for detected concentrations between the two GC columns.
- JD35939-1 for Dieldrin: More than 40 % RPD for detected concentrations between the two GC columns.
- JD35939-1 for 4,4'-DDE: More than 40 % RPD for detected concentrations between the two GC columns.
- OP36907-BS1 for Methoxychlor: Reported from 2nd signal. 1st signal used for confirmation.
- JD35939-1 for Decachlorobiphenyl: Outside control limits due to matrix interference.

GC/LC Semi-volatiles By Method SW846 8082A

Matrix: SO	Batch ID: OP36908

- All samples were extracted within the recommended method holding time.
- Sample(s) JD35939-2MS, JD35939-2MSD, OP36908-MSMSD were used as the QC samples indicated.
- All method blanks for this batch meet method specific criteria.
- JD35939-1 for Decachlorobiphenyl: Outside control limits due to matrix interference.
- OP36908-MB1 for Tetrachloro-m-xylene: Outside of in house control limits.
- RPD of OP36908-BSD for Aroclor 1260: Analytical precision exceeds in-house control limits.

GC/LC Semi-volatiles By Method SW846 8151A

Matrix: SO	Batch ID: OP36906

- All samples were extracted within the recommended method holding time.
- Sample(s) JD35939-3MS, JD35939-3MSD were used as the QC samples indicated.
- All method blanks for this batch meet method specific criteria.
- JD35939-3 for 2,4-DCAA: Outside control limits due to matrix interference.
- JD35939-9 for 2,4-DCAA: Outside control limits due to matrix interference.
- RPD of OP36906-BSD for 2,4-D: Analytical precision exceeds in-house control limits.
- RPD of OP36906-BSD for 2,4,5-T: Analytical precision exceeds in-house control limits.

Metals Analysis By Method SW846 6010D

Matrix: SO	Batch ID: MP30147

- All samples were digested within the recommended method holding time.
- All method blanks for this batch meet method specific criteria.
- Sample(s) JD35939-7MS, JD35939-7MSD, JD35939-7PS, JD35939-7SDL were used as the QC samples for metals.
- Matrix Spike/Matrix Spike Duplicate Recovery(s) for Aluminum, Antimony, Iron, Magnesium, Manganese, Potassium are outside control limits. Spike recovery indicates possible matrix interference.
- RPD(s) for Serial Dilution for Arsenic, Cadmium, Selenium, Silver are outside control limits for sample MP30147-SD1. Percent difference acceptable due to low initial sample concentration (< 50 times IDL).
- MP30147-SD1 for Cobalt: Serial dilution indicates possible matrix interference.

Metals Analysis By Method SW846 7471B

Matrix: SO	Batch ID: MP30119

- All samples were digested within the recommended method holding time.
- All method blanks for this batch meet method specific criteria.
- Sample(s) JD35907-1MS, JD35907-1MSD were used as the QC samples for metals.

Matrix: SO	Batch ID: MP30120

- All samples were digested within the recommended method holding time.
- All method blanks for this batch meet method specific criteria.
- Sample(s) JD35939-4MS, JD35939-4MSD were used as the QC samples for metals.

General Chemistry By Method SM2540 G 18TH ED MOD

Matrix: SO	Batch ID: GN24374

- Sample(s) JD35936-15DUP were used as the QC samples for Solids, Percent.

General Chemistry By Method SW846 9012B/LACHAT

Matrix: SO	Batch ID: GP37364

- All samples were prepared within the recommended method holding time.
- All method blanks for this batch meet method specific criteria.
- Sample(s) JD35936-1DUP, JD35936-1MS were used as the QC samples for Cyanide.

Matrix: SO	Batch ID: GP37365

- All samples were prepared within the recommended method holding time.
- All method blanks for this batch meet method specific criteria.
- Sample(s) JD35939-6DUP, JD35939-6MS, JD35939-7MS were used as the QC samples for Cyanide.

SGS North America Inc. certifies that data reported for samples received, listed on the associated custody chain or analytical task order, were produced to specifications meeting the Quality System precision, accuracy and completeness objectives except as noted.

Estimated non-standard method measurement uncertainty data is available on request, based on quality control bias and implicit for standard methods. Acceptable uncertainty requires tested parameter quality control data to meet method criteria.

SGS North America Inc. is not responsible for data quality assumptions if partial reports are used and recommends that this report be used in its entirety. Data release is authorized by SGS North America Inc indicated via signature on the report cover

SAMPLE DELIVERY GROUP CASE NARRATIVE

Client: SGS Dayton, NJ **Job No:** JD35939

Site: TTNJP: 2nd Avenue and 33-39th Street, Brooklyn, NY **Report Date** 12/27/2021 3:41:14

On 11/30/2021, 11 Sample(s), 0 Trip Blank(s) were received at SGS North America Inc. at a maximum corrected temperature of 2.8 C. Samples were intact and chemically preserved, unless noted below. A SGS North America Inc. Job Number of JD35939 was Assigned to the project. Laboratory sample ID, client sample ID and dates of sample collection are detailed in the report's Results Summary Section. Specified quality control criteria were achieved for this job except as noted below. For more information, please refer to the analytical results and QC summary pages

MS Semi-volatiles By Method EPA 537M BY ID

Matrix: SO **Batch ID:** OP88850

Sample(s) JD36081-11MS, JD36081-11MSD were used as the QC samples indicated.

Matrix Spike Recovery(s) for Perfluorotridecanoic acid are outside control limits. Probable cause is due to matrix interference.

Matrix Spike Duplicate Recovery(s) for Perfluorotridecanoic acid are outside control limits. Probable cause is due to matrix interference.

SGS North America Inc. certifies that data reported for samples received, listed on the associated custody chain or analytical task order, were produced to specifications meeting the Quality System precision, accuracy and completeness objectives except as noted. Estimated non-standard method measurement uncertainty data is available on request, based on quality control bias and implicit for standard methods. Acceptable uncertainty requires tested parameter quality control data to meet method criteria. SGS North America Inc. is not responsible for data quality assumptions if partial reports are used and recommends that this report be used in its entirety.

Narrative prepared by:

_____

Ariel Hartney, Client Services (signature on file)

Summary of Hits

Job Number: JD35939
Account: Tetra Tech
Project: 2nd Avenue and 33-39th Street, Brooklyn, NY
Collected: 11/29/21 thru 11/30/21

Lab Sample ID Analyte	Client Sample ID	Result/ Qual	RL	MDL	Units	Method
JD35939-1	**TT-SB-13-7.5-9.5**					
Acenaphthene		1780	36	13	ug/kg	SW846 8270E
Acenaphthylene		233	36	18	ug/kg	SW846 8270E
Anthracene		3060	730	450	ug/kg	SW846 8270E
Benzo(a)anthracene		10000	730	210	ug/kg	SW846 8270E
Benzo(a)pyrene		9080	730	330	ug/kg	SW846 8270E
Benzo(b)fluoranthene		11000	730	320	ug/kg	SW846 8270E
Benzo(g,h,i)perylene		6040	730	360	ug/kg	SW846 8270E
Benzo(k)fluoranthene		4110	730	340	ug/kg	SW846 8270E
1,1'-Biphenyl		104	73	5.0	ug/kg	SW846 8270E
Carbazole		946	73	5.3	ug/kg	SW846 8270E
Chrysene		9330	730	230	ug/kg	SW846 8270E
Dibenzo(a,h)anthracene		1530	730	320	ug/kg	SW846 8270E
Dibenzofuran		802	73	15	ug/kg	SW846 8270E
Fluoranthene		21600	730	320	ug/kg	SW846 8270E
Fluorene		1420	36	17	ug/kg	SW846 8270E
Indeno(1,2,3-cd)pyrene		6880	730	340	ug/kg	SW846 8270E
2-Methylnaphthalene		281	36	8.2	ug/kg	SW846 8270E
Naphthalene		840	36	10	ug/kg	SW846 8270E
Phenanthrene		12400	730	240	ug/kg	SW846 8270E
Pyrene		18800	730	230	ug/kg	SW846 8270E
Total TIC, Semi-Volatile		52280 J			ug/kg	
Dieldrin [a]		5.3	0.68	0.47	ug/kg	SW846 8081B
4,4'-DDE [a]		2.2	0.68	0.59	ug/kg	SW846 8081B
4,4'-DDT		18.8	0.68	0.60	ug/kg	SW846 8081B
Endrin [a]		10.4	0.68	0.53	ug/kg	SW846 8081B
Endosulfan-II [a]		12.3	0.68	0.42	ug/kg	SW846 8081B
Aluminum		7120	57		mg/kg	SW846 6010D
Arsenic		7.3	2.3		mg/kg	SW846 6010D
Barium		125	23		mg/kg	SW846 6010D
Beryllium		0.47	0.23		mg/kg	SW846 6010D
Calcium		9560	570		mg/kg	SW846 6010D
Chromium		18.1	1.1		mg/kg	SW846 6010D
Cobalt		6.1	5.7		mg/kg	SW846 6010D
Copper		82.5	2.8		mg/kg	SW846 6010D
Iron		15700	57		mg/kg	SW846 6010D
Lead		532	2.3		mg/kg	SW846 6010D
Magnesium		3230	570		mg/kg	SW846 6010D
Manganese		239	1.7		mg/kg	SW846 6010D
Mercury		0.41	0.036		mg/kg	SW846 7471B
Nickel		24.8	4.5		mg/kg	SW846 6010D
Potassium		1200	1100		mg/kg	SW846 6010D
Silver		0.74	0.57		mg/kg	SW846 6010D
Vanadium		21.2	5.7		mg/kg	SW846 6010D

Summary of Hits

Job Number: JD35939
Account: Tetra Tech
Project: 2nd Avenue and 33-39th Street, Brooklyn, NY
Collected: 11/29/21 thru 11/30/21

Lab Sample ID / Analyte	Client Sample ID	Result/ Qual	RL	MDL	Units	Method
Zinc		360	5.7		mg/kg	SW846 6010D
JD35939-1A	**TT-SB-13-7.5-9.5**					
No hits reported in this sample.						
JD35939-2	**TT-SB-14-7.5-9.5**					
Benzo(a)anthracene		10.0 J	37	10	ug/kg	SW846 8270E
bis(2-Ethylhexyl)phthalate		12.7 J	74	8.6	ug/kg	SW846 8270E
Fluoranthene		17.1 J	37	16	ug/kg	SW846 8270E
Naphthalene		10.2 J	37	10	ug/kg	SW846 8270E
Phenanthrene		12.3 J	37	12	ug/kg	SW846 8270E
Pyrene		16.3 J	37	12	ug/kg	SW846 8270E
Total TIC, Semi-Volatile		380 J			ug/kg	
Aluminum		4360	55		mg/kg	SW846 6010D
Arsenic		4.2	2.2		mg/kg	SW846 6010D
Barium		35.8	22		mg/kg	SW846 6010D
Beryllium		0.41	0.22		mg/kg	SW846 6010D
Calcium		1840	550		mg/kg	SW846 6010D
Chromium		9.6	1.1		mg/kg	SW846 6010D
Cobalt		5.9	5.5		mg/kg	SW846 6010D
Copper		26.0	2.8		mg/kg	SW846 6010D
Iron		11900	55		mg/kg	SW846 6010D
Lead		33.4	2.2		mg/kg	SW846 6010D
Magnesium		1160	550		mg/kg	SW846 6010D
Manganese		181	1.7		mg/kg	SW846 6010D
Mercury		0.051	0.036		mg/kg	SW846 7471B
Nickel		16.5	4.4		mg/kg	SW846 6010D
Vanadium		15.4	5.5		mg/kg	SW846 6010D
Zinc		44.4	5.5		mg/kg	SW846 6010D
Cyanide		0.32	0.29		mg/kg	SW846 9012B/LACHAT
JD35939-2A	**TT-SB-14-7.5-9.5**					
Perfluorooctanesulfonic acid [b]		0.86	0.55	0.28	ug/kg	EPA 537M BY ID
JD35939-3	**TT-SB-15-7.5-9.5**					
Acetone		6.9 J	11	4.6	ug/kg	SW846 8260D
Benzo(a)anthracene		68.5	36	10	ug/kg	SW846 8270E
Benzo(a)pyrene		48.1	36	16	ug/kg	SW846 8270E
Benzo(b)fluoranthene		68.7	36	16	ug/kg	SW846 8270E
Benzo(g,h,i)perylene		28.3 J	36	18	ug/kg	SW846 8270E
Benzo(k)fluoranthene		30.2 J	36	17	ug/kg	SW846 8270E

Summary of Hits

Job Number: JD35939
Account: Tetra Tech
Project: 2nd Avenue and 33-39th Street, Brooklyn, NY
Collected: 11/29/21 thru 11/30/21

Lab Sample ID Client Sample ID Analyte	Result/ Qual	RL	MDL	Units	Method
1,1'-Biphenyl	5.4 J	72	4.9	ug/kg	SW846 8270E
Carbazole	5.4 J	72	5.2	ug/kg	SW846 8270E
Chrysene	72.8	36	11	ug/kg	SW846 8270E
bis(2-Ethylhexyl)phthalate	10.2 J	72	8.5	ug/kg	SW846 8270E
Fluoranthene	176	36	16	ug/kg	SW846 8270E
Indeno(1,2,3-cd)pyrene	27.8 J	36	17	ug/kg	SW846 8270E
2-Methylnaphthalene	8.3 J	36	8.2	ug/kg	SW846 8270E
Naphthalene	30.7 J	36	10	ug/kg	SW846 8270E
Phenanthrene	98.8	36	12	ug/kg	SW846 8270E
Pyrene	156	36	12	ug/kg	SW846 8270E
Total TIC, Semi-Volatile	610 J			ug/kg	
Aluminum	3340	57		mg/kg	SW846 6010D
Arsenic	4.9	2.3		mg/kg	SW846 6010D
Barium	60.2	23		mg/kg	SW846 6010D
Beryllium	0.31	0.23		mg/kg	SW846 6010D
Calcium	948	570		mg/kg	SW846 6010D
Chromium	10.1	1.1		mg/kg	SW846 6010D
Cobalt	7.9	5.7		mg/kg	SW846 6010D
Copper	58.9	2.9		mg/kg	SW846 6010D
Iron	14900	57		mg/kg	SW846 6010D
Lead	160	2.3		mg/kg	SW846 6010D
Magnesium	989	570		mg/kg	SW846 6010D
Manganese	246	1.7		mg/kg	SW846 6010D
Mercury	0.61	0.033		mg/kg	SW846 7471B
Nickel	17.2	4.6		mg/kg	SW846 6010D
Silver	0.63	0.57		mg/kg	SW846 6010D
Vanadium	16.0	5.7		mg/kg	SW846 6010D
Zinc	82.9	5.7		mg/kg	SW846 6010D
Cyanide	0.48	0.25		mg/kg	SW846 9012B/LACHAT
JD35939-3A TT-SB-15-7.5-9.5					
Perfluorooctanoic acid [b]	1.7	0.54	0.27	ug/kg	EPA 537M BY ID
JD35939-4 TT-SB-16-7.5-9.5					
Total TIC, Semi-Volatile	400 J			ug/kg	
Aluminum	6240	57		mg/kg	SW846 6010D
Arsenic	2.4	2.3		mg/kg	SW846 6010D
Barium	33.7	23		mg/kg	SW846 6010D
Beryllium	0.51	0.23		mg/kg	SW846 6010D
Calcium	1340	570		mg/kg	SW846 6010D
Chromium	14.9	1.1		mg/kg	SW846 6010D
Cobalt	6.6	5.7		mg/kg	SW846 6010D
Copper	11.7	2.8		mg/kg	SW846 6010D

Summary of Hits

Job Number: JD35939
Account: Tetra Tech
Project: 2nd Avenue and 33-39th Street, Brooklyn, NY
Collected: 11/29/21 thru 11/30/21

Lab Sample ID Analyte	Client Sample ID	Result/ Qual	RL	MDL	Units	Method
Iron		11200	57		mg/kg	SW846 6010D
Lead		8.7	2.3		mg/kg	SW846 6010D
Magnesium		2470	570		mg/kg	SW846 6010D
Manganese		167	1.7		mg/kg	SW846 6010D
Nickel		23.0	4.6		mg/kg	SW846 6010D
Vanadium		21.2	5.7		mg/kg	SW846 6010D
Zinc		32.2	5.7		mg/kg	SW846 6010D
JD35939-4A	**TT-SB-16-7.5-9.5**					
No hits reported in this sample.						
JD35939-5	**TT-SB-17-7.0-9.0**					
Benzo(a)anthracene		38.7	36	10	ug/kg	SW846 8270E
Benzo(a)pyrene		29.4 J	36	16	ug/kg	SW846 8270E
Benzo(b)fluoranthene		36.2	36	16	ug/kg	SW846 8270E
Benzo(g,h,i)perylene		21.3 J	36	18	ug/kg	SW846 8270E
Benzo(k)fluoranthene		17.6 J	36	17	ug/kg	SW846 8270E
Chrysene		36.4	36	11	ug/kg	SW846 8270E
bis(2-Ethylhexyl)phthalate		19.3 J	72	8.4	ug/kg	SW846 8270E
Fluoranthene		67.0	36	16	ug/kg	SW846 8270E
Indeno(1,2,3-cd)pyrene		22.5 J	36	17	ug/kg	SW846 8270E
Phenanthrene		41.8	36	12	ug/kg	SW846 8270E
Pyrene		65.4	36	11	ug/kg	SW846 8270E
Total TIC, Semi-Volatile		350 J			ug/kg	
Aluminum		4620	55		mg/kg	SW846 6010D
Arsenic		2.4	2.2		mg/kg	SW846 6010D
Barium		32.6	22		mg/kg	SW846 6010D
Beryllium		0.44	0.22		mg/kg	SW846 6010D
Calcium		1890	550		mg/kg	SW846 6010D
Chromium		12.9	1.1		mg/kg	SW846 6010D
Cobalt		5.7	5.5		mg/kg	SW846 6010D
Copper		13.0	2.7		mg/kg	SW846 6010D
Iron		9690	55		mg/kg	SW846 6010D
Lead		22.2	2.2		mg/kg	SW846 6010D
Magnesium		2050	550		mg/kg	SW846 6010D
Manganese		180	1.6		mg/kg	SW846 6010D
Nickel		21.8	4.4		mg/kg	SW846 6010D
Vanadium		17.5	5.5		mg/kg	SW846 6010D
Zinc		40.3	5.5		mg/kg	SW846 6010D
Cyanide		0.32	0.30		mg/kg	SW846 9012B/LACHAT

Summary of Hits

Job Number: JD35939
Account: Tetra Tech
Project: 2nd Avenue and 33-39th Street, Brooklyn, NY
Collected: 11/29/21 thru 11/30/21

Lab Sample ID Analyte	Client Sample ID	Result/ Qual	RL	MDL	Units	Method
JD35939-5A	**TT-SB-17-7.0-9.0**					
No hits reported in this sample.						
JD35939-6	**TT-SB-18-7.0-9.0**					
Acetone		4.1 J	9.3	3.9	ug/kg	SW846 8260D
Benzo(a)anthracene		22.2 J	37	10	ug/kg	SW846 8270E
Benzo(b)fluoranthene		18.5 J	37	16	ug/kg	SW846 8270E
Chrysene		17.5 J	37	12	ug/kg	SW846 8270E
Fluoranthene		35.2 J	37	17	ug/kg	SW846 8270E
Phenanthrene		14.7 J	37	12	ug/kg	SW846 8270E
Pyrene		28.7 J	37	12	ug/kg	SW846 8270E
Total TIC, Semi-Volatile		430 J			ug/kg	
Aluminum		7770	55		mg/kg	SW846 6010D
Arsenic		7.7	2.2		mg/kg	SW846 6010D
Barium		34.3	22		mg/kg	SW846 6010D
Beryllium		0.60	0.22		mg/kg	SW846 6010D
Calcium		1960	550		mg/kg	SW846 6010D
Chromium		16.6	1.1		mg/kg	SW846 6010D
Cobalt		7.4	5.5		mg/kg	SW846 6010D
Copper		19.1	2.7		mg/kg	SW846 6010D
Iron		17900	55		mg/kg	SW846 6010D
Lead		33.9	2.2		mg/kg	SW846 6010D
Magnesium		2610	550		mg/kg	SW846 6010D
Manganese		181	1.6		mg/kg	SW846 6010D
Mercury		0.081	0.028		mg/kg	SW846 7471B
Nickel		16.8	4.4		mg/kg	SW846 6010D
Potassium		1420	1100		mg/kg	SW846 6010D
Silver		0.66	0.55		mg/kg	SW846 6010D
Vanadium		22.9	5.5		mg/kg	SW846 6010D
Zinc		53.8	5.5		mg/kg	SW846 6010D
JD35939-6A	**TT-SB-18-7.0-9.0**					
No hits reported in this sample.						
JD35939-7	**TT-SB-19-7.0-9.0**					
Benzo(a)anthracene		33.3 J	36	10	ug/kg	SW846 8270E
Benzo(a)pyrene		22.9 J	36	16	ug/kg	SW846 8270E
Benzo(b)fluoranthene		25.4 J	36	16	ug/kg	SW846 8270E
Chrysene		27.6 J	36	11	ug/kg	SW846 8270E
Fluoranthene		46.8	36	16	ug/kg	SW846 8270E
Phenanthrene		31.1 J	36	12	ug/kg	SW846 8270E

Summary of Hits

Job Number: JD35939
Account: Tetra Tech
Project: 2nd Avenue and 33-39th Street, Brooklyn, NY
Collected: 11/29/21 thru 11/30/21

Lab Sample ID Client Sample ID Analyte	Result/ Qual	RL	MDL	Units	Method
Pyrene	46.1	36	11	ug/kg	SW846 8270E
Total TIC, Semi-Volatile	280 J			ug/kg	
Aluminum	4200	56		mg/kg	SW846 6010D
Arsenic	2.9	2.2		mg/kg	SW846 6010D
Beryllium	0.33	0.22		mg/kg	SW846 6010D
Calcium	632	560		mg/kg	SW846 6010D
Chromium	8.2	1.1		mg/kg	SW846 6010D
Copper	11.6	2.8		mg/kg	SW846 6010D
Iron	9140	56		mg/kg	SW846 6010D
Lead	20.4	2.2		mg/kg	SW846 6010D
Magnesium	1290	560		mg/kg	SW846 6010D
Manganese	141	1.7		mg/kg	SW846 6010D
Mercury	0.64	0.036		mg/kg	SW846 7471B
Nickel	10.2	4.5		mg/kg	SW846 6010D
Vanadium	13.9	5.6		mg/kg	SW846 6010D
Zinc	27.8	5.6		mg/kg	SW846 6010D

JD35939-7A TT-SB-19-7.0-9.0

No hits reported in this sample.

JD35939-8 TT-SB-20-6.5-8.5

Benzo(a)anthracene	54.8	37	10	ug/kg	SW846 8270E
Benzo(a)pyrene	48.9	37	17	ug/kg	SW846 8270E
Benzo(b)fluoranthene	60.4	37	16	ug/kg	SW846 8270E
Benzo(g,h,i)perylene	36.5 J	37	19	ug/kg	SW846 8270E
Benzo(k)fluoranthene	24.2 J	37	17	ug/kg	SW846 8270E
Chrysene	53.4	37	12	ug/kg	SW846 8270E
Fluoranthene	110	37	17	ug/kg	SW846 8270E
Indeno(1,2,3-cd)pyrene	39.4	37	17	ug/kg	SW846 8270E
Phenanthrene	66.3	37	12	ug/kg	SW846 8270E
Pyrene	91.4	37	12	ug/kg	SW846 8270E
Total TIC, Semi-Volatile	640 J			ug/kg	
Aluminum	3720	56		mg/kg	SW846 6010D
Arsenic	5.3	2.2		mg/kg	SW846 6010D
Barium	365	22		mg/kg	SW846 6010D
Beryllium	0.35	0.22		mg/kg	SW846 6010D
Calcium	1400	560		mg/kg	SW846 6010D
Chromium	12.3	1.1		mg/kg	SW846 6010D
Copper	61.1	2.8		mg/kg	SW846 6010D
Iron	11100	56		mg/kg	SW846 6010D
Lead	377	2.2		mg/kg	SW846 6010D
Magnesium	1760	560		mg/kg	SW846 6010D
Manganese	167	1.7		mg/kg	SW846 6010D

Summary of Hits

Job Number: JD35939
Account: Tetra Tech
Project: 2nd Avenue and 33-39th Street, Brooklyn, NY
Collected: 11/29/21 thru 11/30/21

Lab Sample ID Analyte	Client Sample ID	Result/ Qual	RL	MDL	Units	Method
Mercury		0.24	0.029		mg/kg	SW846 7471B
Nickel		17.9	4.5		mg/kg	SW846 6010D
Vanadium		15.4	5.6		mg/kg	SW846 6010D
Zinc		323	5.6		mg/kg	SW846 6010D
Cyanide		0.60	0.32		mg/kg	SW846 9012B/LACHAT

JD35939-8A TT-SB-20-6.5-8.5

No hits reported in this sample.

JD35939-9 TT-SB-21-6.5-8.5

Acetone	9.7	9.4	3.9	ug/kg	SW846 8260D
Benzo(a)anthracene	26.4 J	38	11	ug/kg	SW846 8270E
Benzo(a)pyrene	29.2 J	38	17	ug/kg	SW846 8270E
Benzo(b)fluoranthene	27.2 J	38	17	ug/kg	SW846 8270E
Benzo(g,h,i)perylene	20.3 J	38	19	ug/kg	SW846 8270E
Chrysene	26.7 J	38	12	ug/kg	SW846 8270E
Fluoranthene	24.3 J	38	17	ug/kg	SW846 8270E
Indeno(1,2,3-cd)pyrene	20.6 J	38	18	ug/kg	SW846 8270E
Phenanthrene	23.1 J	38	13	ug/kg	SW846 8270E
Pyrene	25.1 J	38	12	ug/kg	SW846 8270E
Total TIC, Semi-Volatile	360 J			ug/kg	
Aluminum	9700	58		mg/kg	SW846 6010D
Arsenic	4.4	2.3		mg/kg	SW846 6010D
Barium	35.9	23		mg/kg	SW846 6010D
Beryllium	0.58	0.23		mg/kg	SW846 6010D
Calcium	1100	580		mg/kg	SW846 6010D
Chromium	14.4	1.2		mg/kg	SW846 6010D
Cobalt	6.6	5.8		mg/kg	SW846 6010D
Copper	12.8	2.9		mg/kg	SW846 6010D
Iron	16100	58		mg/kg	SW846 6010D
Lead	16.4	2.3		mg/kg	SW846 6010D
Magnesium	2300	580		mg/kg	SW846 6010D
Manganese	273	1.8		mg/kg	SW846 6010D
Mercury	0.067	0.029		mg/kg	SW846 7471B
Nickel	13.8	4.7		mg/kg	SW846 6010D
Vanadium	21.2	5.8		mg/kg	SW846 6010D
Zinc	35.8	5.8		mg/kg	SW846 6010D

JD35939-9A TT-SB-21-6.5-8.5

No hits reported in this sample.

Summary of Hits

Job Number: JD35939
Account: Tetra Tech
Project: 2nd Avenue and 33-39th Street, Brooklyn, NY
Collected: 11/29/21 thru 11/30/21

Lab Sample ID / Analyte	Client Sample ID	Result/ Qual	RL	MDL	Units	Method
JD35939-10	**TT-SB-22-6.5-8.5**					
Acetone		5.1 J	8.9	3.7	ug/kg	SW846 8260D
Total TIC, Semi-Volatile		300 J			ug/kg	
Aluminum		6780	58		mg/kg	SW846 6010D
Arsenic		4.6	2.3		mg/kg	SW846 6010D
Barium		32.8	23		mg/kg	SW846 6010D
Beryllium		0.54	0.23		mg/kg	SW846 6010D
Calcium		2650	580		mg/kg	SW846 6010D
Chromium		12.7	1.2		mg/kg	SW846 6010D
Cobalt		6.3	5.8		mg/kg	SW846 6010D
Copper		13.0	2.9		mg/kg	SW846 6010D
Iron		13600	58		mg/kg	SW846 6010D
Lead		15.2	2.3		mg/kg	SW846 6010D
Magnesium		2930	580		mg/kg	SW846 6010D
Manganese		258	1.8		mg/kg	SW846 6010D
Mercury		0.071	0.032		mg/kg	SW846 7471B
Nickel		15.0	4.7		mg/kg	SW846 6010D
Potassium		1200	1200		mg/kg	SW846 6010D
Vanadium		20.4	5.8		mg/kg	SW846 6010D
Zinc		40.3	5.8		mg/kg	SW846 6010D
JD35939-10A	**TT-SB-22-6.5-8.5**					
No hits reported in this sample.						
JD35939-11	**TT-SB-23-7.5-9.5**					
Acetone		7.0 J	9.5	3.9	ug/kg	SW846 8260D
Total TIC, Semi-Volatile		420 J			ug/kg	
Aluminum		6910	58		mg/kg	SW846 6010D
Arsenic		3.4	2.3		mg/kg	SW846 6010D
Barium		42.4	23		mg/kg	SW846 6010D
Beryllium		0.52	0.23		mg/kg	SW846 6010D
Calcium		2540	580		mg/kg	SW846 6010D
Chromium		13.3	1.2		mg/kg	SW846 6010D
Cobalt		6.0	5.8		mg/kg	SW846 6010D
Copper		10.4	2.9		mg/kg	SW846 6010D
Iron		13300	58		mg/kg	SW846 6010D
Lead		11.7	2.3		mg/kg	SW846 6010D
Magnesium		2490	580		mg/kg	SW846 6010D
Manganese		257	1.7		mg/kg	SW846 6010D
Nickel		14.2	4.6		mg/kg	SW846 6010D
Vanadium		19.2	5.8		mg/kg	SW846 6010D
Zinc		29.5	5.8		mg/kg	SW846 6010D

Summary of Hits

Job Number: JD35939
Account: Tetra Tech
Project: 2nd Avenue and 33-39th Street, Brooklyn, NY
Collected: 11/29/21 thru 11/30/21

Lab Sample ID Analyte	Client Sample ID	Result/ Qual	RL	MDL	Units	Method

JD35939-11A TT-SB-23-7.5-9.5

No hits reported in this sample.

(a) More than 40 % RPD for detected concentrations between the two GC columns.
(b) Analysis performed at SGS Orlando, FL.

Sample Results

Report of Analysis

Report of Analysis

Client Sample ID:	TT-SB-13-7.5-9.5		
Lab Sample ID:	JD35939-1	**Date Sampled:**	11/29/21
Matrix:	SO - Soil	**Date Received:**	11/30/21
Method:	SW846 8260D SW846 5035	**Percent Solids:**	88.9
Project:	2nd Avenue and 33-39th Street, Brooklyn, NY		

	File ID	DF	Analyzed	By	Prep Date	Prep Batch	Analytical Batch
Run #1	I240285.D	1	12/02/21 12:07	PS	12/01/21 08:00	n/a	VI9769
Run #2							

	Initial Weight
Run #1	6.5 g
Run #2	

VOA TCL List

CAS No.	Compound	Result	RL	MDL	Units	Q
67-64-1	Acetone	ND	8.7	3.6	ug/kg	
71-43-2	Benzene	ND	0.43	0.39	ug/kg	
74-97-5	Bromochloromethane	ND	4.3	0.48	ug/kg	
75-27-4	Bromodichloromethane	ND	1.7	0.37	ug/kg	
75-25-2	Bromoform	ND	4.3	1.2	ug/kg	
74-83-9	Bromomethane	ND	4.3	0.66	ug/kg	
78-93-3	2-Butanone (MEK)	ND	8.7	2.1	ug/kg	
75-15-0	Carbon disulfide	ND	1.7	0.46	ug/kg	
56-23-5	Carbon tetrachloride	ND	1.7	0.53	ug/kg	
108-90-7	Chlorobenzene	ND	1.7	0.40	ug/kg	
75-00-3	Chloroethane	ND	4.3	0.51	ug/kg	
67-66-3	Chloroform	ND	1.7	0.45	ug/kg	
74-87-3	Chloromethane	ND	4.3	1.7	ug/kg	
110-82-7	Cyclohexane	ND	1.7	0.57	ug/kg	
96-12-8	1,2-Dibromo-3-chloropropane	ND	1.7	0.60	ug/kg	
124-48-1	Dibromochloromethane	ND	1.7	0.48	ug/kg	
106-93-4	1,2-Dibromoethane	ND	0.87	0.36	ug/kg	
95-50-1	1,2-Dichlorobenzene	ND	0.87	0.47	ug/kg	
541-73-1	1,3-Dichlorobenzene	ND	0.87	0.43	ug/kg	
106-46-7	1,4-Dichlorobenzene	ND	0.87	0.43	ug/kg	
75-71-8	Dichlorodifluoromethane	ND	4.3	0.63	ug/kg	
75-34-3	1,1-Dichloroethane	ND	0.87	0.43	ug/kg	
107-06-2	1,2-Dichloroethane	ND	0.87	0.41	ug/kg	
75-35-4	1,1-Dichloroethene	ND	0.87	0.57	ug/kg	
156-59-2	cis-1,2-Dichloroethene	ND	0.87	0.73	ug/kg	
156-60-5	trans-1,2-Dichloroethene	ND	0.87	0.53	ug/kg	
78-87-5	1,2-Dichloropropane	ND	1.7	0.41	ug/kg	
10061-01-5	cis-1,3-Dichloropropene	ND	1.7	0.41	ug/kg	
10061-02-6	trans-1,3-Dichloropropene	ND	1.7	0.40	ug/kg	
100-41-4	Ethylbenzene	ND	0.87	0.39	ug/kg	
76-13-1	Freon 113	ND	4.3	2.3	ug/kg	
591-78-6	2-Hexanone	ND	4.3	1.8	ug/kg	

ND = Not detected MDL = Method Detection Limit
RL = Reporting Limit
E = Indicates value exceeds calibration range

J = Indicates an estimated value
B = Indicates analyte found in associated method blank
N = Indicates presumptive evidence of a compound

Report of Analysis

Client Sample ID:	TT-SB-13-7.5-9.5		
Lab Sample ID:	JD35939-1	**Date Sampled:**	11/29/21
Matrix:	SO - Soil	**Date Received:**	11/30/21
Method:	SW846 8260D SW846 5035	**Percent Solids:**	88.9
Project:	2nd Avenue and 33-39th Street, Brooklyn, NY		

VOA TCL List

CAS No.	Compound	Result	RL	MDL	Units	Q
98-82-8	Isopropylbenzene	ND	1.7	1.2	ug/kg	
79-20-9	Methyl Acetate	ND	4.3	1.2	ug/kg	
108-87-2	Methylcyclohexane	ND	1.7	0.76	ug/kg	
1634-04-4	Methyl Tert Butyl Ether	ND	0.87	0.41	ug/kg	
108-10-1	4-Methyl-2-pentanone(MIBK)	ND	4.3	2.0	ug/kg	
75-09-2	Methylene chloride	ND	4.3	2.3	ug/kg	
100-42-5	Styrene	ND	1.7	0.35	ug/kg	
79-34-5	1,1,2,2-Tetrachloroethane	ND	1.7	0.52	ug/kg	
127-18-4	Tetrachloroethene	ND	1.7	0.50	ug/kg	
108-88-3	Toluene	ND	0.87	0.45	ug/kg	
87-61-6	1,2,3-Trichlorobenzene	ND	4.3	2.2	ug/kg	
120-82-1	1,2,4-Trichlorobenzene	ND	4.3	2.2	ug/kg	
71-55-6	1,1,1-Trichloroethane	ND	1.7	0.42	ug/kg	
79-00-5	1,1,2-Trichloroethane	ND	1.7	0.48	ug/kg	
79-01-6	Trichloroethene	ND	0.87	0.66	ug/kg	
75-69-4	Trichlorofluoromethane	ND	4.3	0.59	ug/kg	
75-01-4	Vinyl chloride	ND	1.7	0.42	ug/kg	
	m,p-Xylene	ND	0.87	0.78	ug/kg	
95-47-6	o-Xylene	ND	0.87	0.40	ug/kg	
1330-20-7	Xylene (total)	ND	0.87	0.40	ug/kg	

CAS No.	Surrogate Recoveries	Run# 1	Run# 2	Limits
1868-53-7	Dibromofluoromethane	101%		72-130%
17060-07-0	1,2-Dichloroethane-D4	104%		75-131%
2037-26-5	Toluene-D8	88%		81-121%
460-00-4	4-Bromofluorobenzene	98%		60-141%

CAS No.	Tentatively Identified Compounds	R.T.	Est. Conc.	Units	Q
	Total TIC, Volatile		0	ug/kg	

ND = Not detected MDL = Method Detection Limit
RL = Reporting Limit
E = Indicates value exceeds calibration range

J = Indicates an estimated value
B = Indicates analyte found in associated method blank
N = Indicates presumptive evidence of a compound

Report of Analysis

Client Sample ID:	TT-SB-13-7.5-9.5		
Lab Sample ID:	JD35939-1	**Date Sampled:**	11/29/21
Matrix:	SO - Soil	**Date Received:**	11/30/21
Method:	SW846 8270E SW846 3546	**Percent Solids:**	88.9
Project:	2nd Avenue and 33-39th Street, Brooklyn, NY		

	File ID	DF	Analyzed	By	Prep Date	Prep Batch	Analytical Batch
Run #1	3E115518.D	1	12/05/21 18:32	KLS	12/03/21 12:30	OP36903	E3E5278
Run #2	3E115530.D	20	12/06/21 16:33	KLS	12/03/21 12:30	OP36903	E3E5279

	Initial Weight	Final Volume
Run #1	30.9 g	1.0 ml
Run #2	30.9 g	1.0 ml

ABN TCL List (SOM0 2.0)

CAS No.	Compound	Result	RL	MDL	Units	Q
95-57-8	2-Chlorophenol	ND	73	18	ug/kg	
59-50-7	4-Chloro-3-methyl phenol	ND	180	22	ug/kg	
120-83-2	2,4-Dichlorophenol	ND	180	31	ug/kg	
105-67-9	2,4-Dimethylphenol	ND	180	65	ug/kg	
51-28-5	2,4-Dinitrophenol	ND	180	140	ug/kg	
534-52-1	4,6-Dinitro-o-cresol	ND	180	39	ug/kg	
95-48-7	2-Methylphenol	ND	73	23	ug/kg	
	3&4-Methylphenol	ND	73	30	ug/kg	
88-75-5	2-Nitrophenol	ND	180	24	ug/kg	
100-02-7	4-Nitrophenol [a]	ND	360	97	ug/kg	
87-86-5	Pentachlorophenol	ND	150	34	ug/kg	
108-95-2	Phenol	ND	73	19	ug/kg	
58-90-2	2,3,4,6-Tetrachlorophenol	ND	180	24	ug/kg	
95-95-4	2,4,5-Trichlorophenol	ND	180	27	ug/kg	
88-06-2	2,4,6-Trichlorophenol	ND	180	22	ug/kg	
83-32-9	Acenaphthene	1780	36	13	ug/kg	
208-96-8	Acenaphthylene	233	36	18	ug/kg	
98-86-2	Acetophenone	ND	180	7.8	ug/kg	
120-12-7	Anthracene	3060 [b]	730	450	ug/kg	
1912-24-9	Atrazine	ND	73	16	ug/kg	
56-55-3	Benzo(a)anthracene	10000 [b]	730	210	ug/kg	
50-32-8	Benzo(a)pyrene	9080 [b]	730	330	ug/kg	
205-99-2	Benzo(b)fluoranthene	11000 [b]	730	320	ug/kg	
191-24-2	Benzo(g,h,i)perylene	6040 [b]	730	360	ug/kg	
207-08-9	Benzo(k)fluoranthene	4110 [b]	730	340	ug/kg	
101-55-3	4-Bromophenyl phenyl ether	ND	73	14	ug/kg	
85-68-7	Butyl benzyl phthalate	ND	73	8.9	ug/kg	
92-52-4	1,1'-Biphenyl	104	73	5.0	ug/kg	
100-52-7	Benzaldehyde	ND	180	9.0	ug/kg	
91-58-7	2-Chloronaphthalene	ND	73	8.7	ug/kg	
106-47-8	4-Chloroaniline	ND	180	13	ug/kg	
86-74-8	Carbazole	946	73	5.3	ug/kg	

ND = Not detected MDL = Method Detection Limit
RL = Reporting Limit
E = Indicates value exceeds calibration range

J = Indicates an estimated value
B = Indicates analyte found in associated method blank
N = Indicates presumptive evidence of a compound

Report of Analysis

Client Sample ID:	TT-SB-13-7.5-9.5		
Lab Sample ID:	JD35939-1	**Date Sampled:**	11/29/21
Matrix:	SO - Soil	**Date Received:**	11/30/21
Method:	SW846 8270E SW846 3546	**Percent Solids:**	88.9
Project:	2nd Avenue and 33-39th Street, Brooklyn, NY		

ABN TCL List (SOM0 2.0)

CAS No.	Compound	Result	RL	MDL	Units	Q
105-60-2	Caprolactam [a]	ND	73	14	ug/kg	
218-01-9	Chrysene	9330 [b]	730	230	ug/kg	
111-91-1	bis(2-Chloroethoxy)methane	ND	73	7.8	ug/kg	
111-44-4	bis(2-Chloroethyl)ether	ND	73	16	ug/kg	
108-60-1	2,2'-Oxybis(1-chloropropane)	ND	73	13	ug/kg	
7005-72-3	4-Chlorophenyl phenyl ether	ND	73	12	ug/kg	
121-14-2	2,4-Dinitrotoluene	ND	36	11	ug/kg	
606-20-2	2,6-Dinitrotoluene	ND	36	18	ug/kg	
91-94-1	3,3'-Dichlorobenzidine	ND	73	30	ug/kg	
123-91-1	1,4-Dioxane	ND	36	24	ug/kg	
53-70-3	Dibenzo(a,h)anthracene	1530 [b]	730	320	ug/kg	
132-64-9	Dibenzofuran	802	73	15	ug/kg	
84-74-2	Di-n-butyl phthalate	ND	73	5.9	ug/kg	
117-84-0	Di-n-octyl phthalate	ND	73	9.1	ug/kg	
84-66-2	Diethyl phthalate	ND	73	7.8	ug/kg	
131-11-3	Dimethyl phthalate	ND	73	6.5	ug/kg	
117-81-7	bis(2-Ethylhexyl)phthalate	ND	73	8.5	ug/kg	
206-44-0	Fluoranthene	21600 [b]	730	320	ug/kg	
86-73-7	Fluorene	1420	36	17	ug/kg	
118-74-1	Hexachlorobenzene	ND	73	9.2	ug/kg	
87-68-3	Hexachlorobutadiene	ND	36	15	ug/kg	
77-47-4	Hexachlorocyclopentadiene [a]	ND	360	14	ug/kg	
67-72-1	Hexachloroethane	ND	180	18	ug/kg	
193-39-5	Indeno(1,2,3-cd)pyrene	6880 [b]	730	340	ug/kg	
78-59-1	Isophorone	ND	73	7.8	ug/kg	
91-57-6	2-Methylnaphthalene	281	36	8.2	ug/kg	
88-74-4	2-Nitroaniline	ND	180	8.6	ug/kg	
99-09-2	3-Nitroaniline	ND	180	9.1	ug/kg	
100-01-6	4-Nitroaniline	ND	180	9.4	ug/kg	
91-20-3	Naphthalene	840	36	10	ug/kg	
98-95-3	Nitrobenzene	ND	73	14	ug/kg	
621-64-7	N-Nitroso-di-n-propylamine	ND	73	11	ug/kg	
86-30-6	N-Nitrosodiphenylamine	ND	180	13	ug/kg	
85-01-8	Phenanthrene	12400 [b]	730	240	ug/kg	
129-00-0	Pyrene	18800 [b]	730	230	ug/kg	
95-94-3	1,2,4,5-Tetrachlorobenzene	ND	180	9.2	ug/kg	

CAS No.	Surrogate Recoveries	Run# 1	Run# 2	Limits
367-12-4	2-Fluorophenol	42%	17%	10-109%

ND = Not detected MDL = Method Detection Limit
RL = Reporting Limit
E = Indicates value exceeds calibration range

J = Indicates an estimated value
B = Indicates analyte found in associated method blank
N = Indicates presumptive evidence of a compound

Report of Analysis

Client Sample ID:	TT-SB-13-7.5-9.5		
Lab Sample ID:	JD35939-1	**Date Sampled:**	11/29/21
Matrix:	SO - Soil	**Date Received:**	11/30/21
Method:	SW846 8270E SW846 3546	**Percent Solids:**	88.9
Project:	2nd Avenue and 33-39th Street, Brooklyn, NY		

ABN TCL List (SOM0 2.0)

CAS No.	Surrogate Recoveries	Run# 1	Run# 2	Limits
4165-62-2	Phenol-d5	44%	26%	10-105%
118-79-6	2,4,6-Tribromophenol	74%	43%	10-135%
4165-60-0	Nitrobenzene-d5	49%	27%	10-119%
321-60-8	2-Fluorobiphenyl	53%	33%	18-112%
1718-51-0	Terphenyl-d14	54%	34%	18-125%

CAS No.	Tentatively Identified Compounds	R.T.	Est. Conc.	Units	Q
	Naphthacenedione	14.43	1100	ug/kg	J
	Unknown	14.52	760	ug/kg	J
	Unknown	14.66	1800	ug/kg	J
	Unknown PAH substance	15.02	3100	ug/kg	J
	Unknown	15.16	2500	ug/kg	J
	Unknown PAH substance	15.25	9500	ug/kg	J
	Unknown	15.47	870	ug/kg	J
	Unknown	15.62	2100	ug/kg	J
	Unknown	15.65	1100	ug/kg	J
	Unknown	15.73	1500	ug/kg	J
	Unknown	15.85	940	ug/kg	J
	Unknown	15.94	1800	ug/kg	J
	Unknown	16.08	780	ug/kg	J
	Unknown	16.28	720	ug/kg	J
	Unknown	16.37	1200	ug/kg	J
	Unknown	16.45	2100	ug/kg	J
	Unknown	16.51	770	ug/kg	J
	Unknown	16.59	3600	ug/kg	J
	Unknown PAH substance	16.87	2100	ug/kg	J
	Unknown PAH substance	16.92	2500	ug/kg	J
	Unknown PAH substance	17.23	2800	ug/kg	J
	Unknown	17.49	850	ug/kg	J
	Unknown	17.63	690	ug/kg	J
	Unknown	17.92	1800	ug/kg	J
	Dibenzopyrene	18.77	5300	ug/kg	J
	Total TIC, Semi-Volatile		52280	ug/kg	J

(a) Associated CCV outside of control limits high, sample was ND.
(b) Result is from Run# 2

ND = Not detected MDL = Method Detection Limit
RL = Reporting Limit
E = Indicates value exceeds calibration range

J = Indicates an estimated value
B = Indicates analyte found in associated method blank
N = Indicates presumptive evidence of a compound

Report of Analysis

Client Sample ID:	TT-SB-13-7.5-9.5		
Lab Sample ID:	JD35939-1	**Date Sampled:**	11/29/21
Matrix:	SO - Soil	**Date Received:**	11/30/21
Method:	SW846 8270E BY SIM SW846 3546	**Percent Solids:**	88.9
Project:	2nd Avenue and 33-39th Street, Brooklyn, NY		

	File ID	DF	Analyzed	By	Prep Date	Prep Batch	Analytical Batch
Run #1	4M105270.D	1	12/18/21 08:53	CS	12/03/21 12:30	OP36903A	E4M4891
Run #2							

	Initial Weight	Final Volume
Run #1	30.4 g	1.0 ml
Run #2		

CAS No.	Compound	Result	RL	MDL	Units	Q
123-91-1	1,4-Dioxane	ND	3.7	1.9	ug/kg	

CAS No.	Surrogate Recoveries	Run# 1	Run# 2	Limits
4165-60-0	Nitrobenzene-d5	60%		10-107%
321-60-8	2-Fluorobiphenyl	60%		17-91%
1718-51-0	Terphenyl-d14	55%		17-105%

ND = Not detected MDL = Method Detection Limit J = Indicates an estimated value
RL = Reporting Limit B = Indicates analyte found in associated method blank
E = Indicates value exceeds calibration range N = Indicates presumptive evidence of a compound

Report of Analysis

Client Sample ID:	TT-SB-13-7.5-9.5		
Lab Sample ID:	JD35939-1	**Date Sampled:**	11/29/21
Matrix:	SO - Soil	**Date Received:**	11/30/21
Method:	SW846 8151A SW846 3546	**Percent Solids:**	88.9
Project:	2nd Avenue and 33-39th Street, Brooklyn, NY		

	File ID	DF	Analyzed	By	Prep Date	Prep Batch	Analytical Batch
Run #1	3G134411.D	1	12/06/21 00:23	CP	12/02/21 10:10	OP36906	G3G4903
Run #2							

	Initial Weight	Final Volume
Run #1	15.4 g	5.0 ml
Run #2		

Herbicide List

CAS No.	Compound	Result	RL	MDL	Units	Q
94-75-7	2,4-D	ND	18	8.2	ug/kg	
93-72-1	2,4,5-TP (Silvex)	ND	3.7	2.1	ug/kg	
93-76-5	2,4,5-T	ND	3.7	1.8	ug/kg	

CAS No.	Surrogate Recoveries	Run# 1	Run# 2	Limits
19719-28-9	2,4-DCAA	65%		10-125%
19719-28-9	2,4-DCAA	54%		10-125%

ND = Not detected MDL = Method Detection Limit
RL = Reporting Limit
E = Indicates value exceeds calibration range

J = Indicates an estimated value
B = Indicates analyte found in associated method blank
N = Indicates presumptive evidence of a compound

Report of Analysis

Client Sample ID:	TT-SB-13-7.5-9.5		
Lab Sample ID:	JD35939-1	**Date Sampled:**	11/29/21
Matrix:	SO - Soil	**Date Received:**	11/30/21
Method:	SW846 8081B SW846 3546	**Percent Solids:**	88.9
Project:	2nd Avenue and 33-39th Street, Brooklyn, NY		

	File ID	DF	Analyzed	By	Prep Date	Prep Batch	Analytical Batch
Run #1	1G171719.D	1	12/03/21 23:54	RK	12/02/21 12:00	OP36907	G1G5924
Run #2 [a]	1G171902.D	5	12/09/21 04:15	CP	12/02/21 12:00	OP36907	G1G5930

	Initial Weight	Final Volume
Run #1	16.6 g	10.0 ml
Run #2	16.6 g	10.0 ml

Pesticide TCL List

CAS No.	Compound	Result	RL	MDL	Units	Q
309-00-2	Aldrin	ND	0.68	0.56	ug/kg	
319-84-6	alpha-BHC	ND	0.68	0.55	ug/kg	
319-85-7	beta-BHC	ND	0.68	0.61	ug/kg	
319-86-8	delta-BHC	ND	0.68	0.65	ug/kg	
58-89-9	gamma-BHC (Lindane)	ND	0.68	0.50	ug/kg	
5103-71-9	alpha-Chlordane	ND	0.68	0.55	ug/kg	
5103-74-2	gamma-Chlordane	ND	0.68	0.31	ug/kg	
60-57-1	Dieldrin [b]	5.3	0.68	0.47	ug/kg	
72-54-8	4,4'-DDD	ND	0.68	0.62	ug/kg	
72-55-9	4,4'-DDE [b]	2.2	0.68	0.59	ug/kg	
50-29-3	4,4'-DDT	18.8	0.68	0.60	ug/kg	
72-20-8	Endrin [b]	10.4	0.68	0.53	ug/kg	
1031-07-8	Endosulfan sulfate	ND	0.68	0.53	ug/kg	
7421-93-4	Endrin aldehyde	ND	0.68	0.38	ug/kg	
959-98-8	Endosulfan-I	ND	0.68	0.39	ug/kg	
33213-65-9	Endosulfan-II [b]	12.3	0.68	0.42	ug/kg	
76-44-8	Heptachlor	ND	0.68	0.58	ug/kg	
1024-57-3	Heptachlor epoxide	ND	0.68	0.48	ug/kg	
72-43-5	Methoxychlor	ND	1.4	0.54	ug/kg	
53494-70-5	Endrin ketone	ND	0.68	0.49	ug/kg	
8001-35-2	Toxaphene	ND	17	16	ug/kg	

CAS No.	Surrogate Recoveries	Run# 1	Run# 2	Limits
877-09-8	Tetrachloro-m-xylene	79%	98%	27-138%
877-09-8	Tetrachloro-m-xylene	77%	76%	27-138%
2051-24-3	Decachlorobiphenyl	156%	177%	10-179%
2051-24-3	Decachlorobiphenyl	1661% [c]	1246% [c]	10-179%

(a) Confirmation run.
(b) More than 40 % RPD for detected concentrations between the two GC columns.
(c) Outside control limits due to matrix interference.

ND = Not detected MDL = Method Detection Limit
RL = Reporting Limit
E = Indicates value exceeds calibration range
J = Indicates an estimated value
B = Indicates analyte found in associated method blank
N = Indicates presumptive evidence of a compound

Report of Analysis

Client Sample ID:	TT-SB-13-7.5-9.5		
Lab Sample ID:	JD35939-1	**Date Sampled:**	11/29/21
Matrix:	SO - Soil	**Date Received:**	11/30/21
Method:	SW846 8082A SW846 3546	**Percent Solids:**	88.9
Project:	2nd Avenue and 33-39th Street, Brooklyn, NY		

	File ID	DF	Analyzed	By	Prep Date	Prep Batch	Analytical Batch
Run #1	XX2475256.D	1	12/06/21 17:51	TL	12/02/21 12:00	OP36908	GXX7676
Run #2							

	Initial Weight	Final Volume
Run #1	16.6 g	10.0 ml
Run #2		

PCB List

CAS No.	Compound	Result	RL	MDL	Units	Q
12674-11-2	Aroclor 1016	ND	34	16	ug/kg	
11104-28-2	Aroclor 1221	ND	34	21	ug/kg	
11141-16-5	Aroclor 1232	ND	34	22	ug/kg	
53469-21-9	Aroclor 1242	ND	34	14	ug/kg	
12672-29-6	Aroclor 1248	ND	34	30	ug/kg	
11097-69-1	Aroclor 1254	ND	34	18	ug/kg	
11096-82-5	Aroclor 1260	ND	34	14	ug/kg	
11100-14-4	Aroclor 1268	ND	34	14	ug/kg	
37324-23-5	Aroclor 1262	ND	34	22	ug/kg	

CAS No.	Surrogate Recoveries	Run# 1	Run# 2	Limits
877-09-8	Tetrachloro-m-xylene	80%		24-152%
877-09-8	Tetrachloro-m-xylene	81%		24-152%
2051-24-3	Decachlorobiphenyl	161%		10-172%
2051-24-3	Decachlorobiphenyl	175% [a]		10-172%

(a) Outside control limits due to matrix interference.

ND = Not detected MDL = Method Detection Limit
RL = Reporting Limit
E = Indicates value exceeds calibration range

J = Indicates an estimated value
B = Indicates analyte found in associated method blank
N = Indicates presumptive evidence of a compound

Report of Analysis

Client Sample ID:	TT-SB-13-7.5-9.5		
Lab Sample ID:	JD35939-1	**Date Sampled:**	11/29/21
Matrix:	SO - Soil	**Date Received:**	11/30/21
		Percent Solids:	88.9
Project:	2nd Avenue and 33-39th Street, Brooklyn, NY		

Metals Analysis

Analyte	Result	RL	Units	DF	Prep	Analyzed	By	Method	Prep Method
Aluminum	7120	57	mg/kg	1	12/04/21	12/05/21	ND	SW846 6010D [2]	SW846 3050B [4]
Antimony	< 2.3	2.3	mg/kg	1	12/04/21	12/05/21	ND	SW846 6010D [2]	SW846 3050B [4]
Arsenic	7.3	2.3	mg/kg	1	12/04/21	12/05/21	ND	SW846 6010D [2]	SW846 3050B [4]
Barium	125	23	mg/kg	1	12/04/21	12/05/21	ND	SW846 6010D [2]	SW846 3050B [4]
Beryllium	0.47	0.23	mg/kg	1	12/04/21	12/05/21	ND	SW846 6010D [2]	SW846 3050B [4]
Cadmium	< 0.57	0.57	mg/kg	1	12/04/21	12/05/21	ND	SW846 6010D [2]	SW846 3050B [4]
Calcium	9560	570	mg/kg	1	12/04/21	12/05/21	ND	SW846 6010D [2]	SW846 3050B [4]
Chromium	18.1	1.1	mg/kg	1	12/04/21	12/05/21	ND	SW846 6010D [2]	SW846 3050B [4]
Cobalt	6.1	5.7	mg/kg	1	12/04/21	12/05/21	ND	SW846 6010D [2]	SW846 3050B [4]
Copper	82.5	2.8	mg/kg	1	12/04/21	12/05/21	ND	SW846 6010D [2]	SW846 3050B [4]
Iron	15700	57	mg/kg	1	12/04/21	12/05/21	ND	SW846 6010D [2]	SW846 3050B [4]
Lead	532	2.3	mg/kg	1	12/04/21	12/05/21	ND	SW846 6010D [2]	SW846 3050B [4]
Magnesium	3230	570	mg/kg	1	12/04/21	12/05/21	ND	SW846 6010D [2]	SW846 3050B [4]
Manganese	239	1.7	mg/kg	1	12/04/21	12/05/21	ND	SW846 6010D [2]	SW846 3050B [4]
Mercury	0.41	0.036	mg/kg	1	12/02/21	12/02/21	SB	SW846 7471B [1]	SW846 7471B [3]
Nickel	24.8	4.5	mg/kg	1	12/04/21	12/05/21	ND	SW846 6010D [2]	SW846 3050B [4]
Potassium	1200	1100	mg/kg	1	12/04/21	12/05/21	ND	SW846 6010D [2]	SW846 3050B [4]
Selenium	< 2.3	2.3	mg/kg	1	12/04/21	12/05/21	ND	SW846 6010D [2]	SW846 3050B [4]
Silver	0.74	0.57	mg/kg	1	12/04/21	12/05/21	ND	SW846 6010D [2]	SW846 3050B [4]
Sodium	< 1100	1100	mg/kg	1	12/04/21	12/05/21	ND	SW846 6010D [2]	SW846 3050B [4]
Thallium	< 1.1	1.1	mg/kg	1	12/04/21	12/05/21	ND	SW846 6010D [2]	SW846 3050B [4]
Vanadium	21.2	5.7	mg/kg	1	12/04/21	12/05/21	ND	SW846 6010D [2]	SW846 3050B [4]
Zinc	360	5.7	mg/kg	1	12/04/21	12/05/21	ND	SW846 6010D [2]	SW846 3050B [4]

(1) Instrument QC Batch: MA51520
(2) Instrument QC Batch: MA51546
(3) Prep QC Batch: MP30119
(4) Prep QC Batch: MP30147

RL = Reporting Limit

Report of Analysis

Client Sample ID:	TT-SB-13-7.5-9.5		
Lab Sample ID:	JD35939-1	**Date Sampled:**	11/29/21
Matrix:	SO - Soil	**Date Received:**	11/30/21
		Percent Solids:	88.9
Project:	2nd Avenue and 33-39th Street, Brooklyn, NY		

General Chemistry

Analyte	Result	RL	Units	DF	Analyzed	By	Method
Cyanide	< 0.27	0.27	mg/kg	1	12/09/21 00:43	EB	SW846 9012B/LACHAT
Solids, Percent	88.9		%	1	12/01/21 15:55	BG	SM2540 G 18TH ED MOD

RL = Reporting Limit

Report of Analysis

Client Sample ID:	TT-SB-13-7.5-9.5		
Lab Sample ID:	JD35939-1A	**Date Sampled:**	11/29/21
Matrix:	SO - Soil	**Date Received:**	11/30/21
Method:	EPA 537M BY ID IN HOUSE	**Percent Solids:**	88.9
Project:	2nd Avenue and 33-39th Street, Brooklyn, NY		

	File ID	DF	Analyzed	By	Prep Date	Prep Batch	Analytical Batch
Run #1 [a]	3Q51071.D	1	12/23/21 00:39	AFL	12/15/21 08:30	F:OP88850	F:S3Q714
Run #2							

	Initial Weight	Final Volume
Run #1	2.06 g	1.0 ml
Run #2		

PFAS List

CAS No.	Compound	Result	RL	MDL	Units	Q
PERFLUOROALKYLCARBOXYLIC ACIDS						
375-22-4	Perfluorobutanoic acid	ND	1.1	0.41	ug/kg	
2706-90-3	Perfluoropentanoic acid	ND	0.55	0.27	ug/kg	
307-24-4	Perfluorohexanoic acid	ND	0.55	0.27	ug/kg	
375-85-9	Perfluoroheptanoic acid	ND	0.55	0.27	ug/kg	
335-67-1	Perfluorooctanoic acid	ND	0.55	0.27	ug/kg	
375-95-1	Perfluorononanoic acid	ND	0.55	0.27	ug/kg	
335-76-2	Perfluorodecanoic acid	ND	0.55	0.27	ug/kg	
2058-94-8	Perfluoroundecanoic acid	ND	0.55	0.27	ug/kg	
307-55-1	Perfluorododecanoic acid	ND	0.55	0.27	ug/kg	
72629-94-8	Perfluorotridecanoic acid	ND	0.55	0.29	ug/kg	
376-06-7	Perfluorotetradecanoic acid	ND	0.55	0.27	ug/kg	
PERFLUOROALKYLSULFONIC ACIDS						
375-73-5	Perfluorobutanesulfonic acid	ND	0.55	0.27	ug/kg	
355-46-4	Perfluorohexanesulfonic acid	ND	0.55	0.27	ug/kg	
375-92-8	Perfluoroheptanesulfonic acid	ND	0.55	0.27	ug/kg	
1763-23-1	Perfluorooctanesulfonic acid	ND	0.55	0.27	ug/kg	
335-77-3	Perfluorodecanesulfonic acid	ND	0.55	0.27	ug/kg	
PERFLUOROOCTANESULFONAMIDES						
754-91-6	PFOSA	ND	0.55	0.27	ug/kg	
PERFLUOROOCTANESULFONAMIDOACETIC ACIDS						
2355-31-9	MeFOSAA	ND	1.1	0.55	ug/kg	
2991-50-6	EtFOSAA	ND	1.1	0.55	ug/kg	
FLUOROTELOMER SULFONATES						
27619-97-2	6:2 Fluorotelomer sulfonate	ND	1.1	0.27	ug/kg	
39108-34-4	8:2 Fluorotelomer sulfonate	ND	1.1	0.27	ug/kg	

ND = Not detected MDL = Method Detection Limit J = Indicates an estimated value
RL = Reporting Limit B = Indicates analyte found in associated method blank
E = Indicates value exceeds calibration range N = Indicates presumptive evidence of a compound

Report of Analysis

Client Sample ID:	TT-SB-13-7.5-9.5		
Lab Sample ID:	JD35939-1A	**Date Sampled:**	11/29/21
Matrix:	SO - Soil	**Date Received:**	11/30/21
Method:	EPA 537M BY ID IN HOUSE	**Percent Solids:**	88.9
Project:	2nd Avenue and 33-39th Street, Brooklyn, NY		

PFAS List

CAS No.	ID Standard Recoveries	Run# 1	Run# 2	Limits
	13C4-PFBA	91%		40-140%
	13C5-PFPeA	91%		50-150%
	13C5-PFHxA	91%		50-150%
	13C4-PFHpA	92%		50-150%
	13C8-PFOA	92%		50-150%
	13C9-PFNA	92%		50-150%
	13C6-PFDA	92%		50-150%
	13C7-PFUnDA	85%		40-140%
	13C2-PFDoDA	77%		40-140%
	13C2-PFTeDA	85%		30-130%
	13C3-PFBS	91%		50-150%
	13C3-PFHxS	92%		50-150%
	13C8-PFOS	90%		50-150%
	13C8-FOSA	77%		30-130%
	d3-MeFOSAA	105%		40-140%
	d5-EtFOSAA	109%		40-140%
	13C2-6:2FTS	87%		50-150%
	13C2-8:2FTS	93%		50-150%

(a) Analysis performed at SGS Orlando, FL.

ND = Not detected MDL = Method Detection Limit
RL = Reporting Limit
E = Indicates value exceeds calibration range

J = Indicates an estimated value
B = Indicates analyte found in associated method blank
N = Indicates presumptive evidence of a compound

Report of Analysis

Client Sample ID:	TT-SB-14-7.5-9.5		
Lab Sample ID:	JD35939-2	**Date Sampled:**	11/29/21
Matrix:	SO - Soil	**Date Received:**	11/30/21
Method:	SW846 8260D SW846 5035	**Percent Solids:**	89.0
Project:	2nd Avenue and 33-39th Street, Brooklyn, NY		

	File ID	DF	Analyzed	By	Prep Date	Prep Batch	Analytical Batch
Run #1	I240286.D	1	12/02/21 12:28	PS	12/01/21 08:00	n/a	VI9769
Run #2							

	Initial Weight
Run #1	5.1 g
Run #2	

VOA TCL List

CAS No.	Compound	Result	RL	MDL	Units	Q
67-64-1	Acetone	ND	11	4.6	ug/kg	
71-43-2	Benzene	ND	0.55	0.50	ug/kg	
74-97-5	Bromochloromethane	ND	5.5	0.62	ug/kg	
75-27-4	Bromodichloromethane	ND	2.2	0.47	ug/kg	
75-25-2	Bromoform	ND	5.5	1.5	ug/kg	
74-83-9	Bromomethane	ND	5.5	0.84	ug/kg	
78-93-3	2-Butanone (MEK)	ND	11	2.7	ug/kg	
75-15-0	Carbon disulfide	ND	2.2	0.59	ug/kg	
56-23-5	Carbon tetrachloride	ND	2.2	0.68	ug/kg	
108-90-7	Chlorobenzene	ND	2.2	0.51	ug/kg	
75-00-3	Chloroethane	ND	5.5	0.65	ug/kg	
67-66-3	Chloroform	ND	2.2	0.57	ug/kg	
74-87-3	Chloromethane	ND	5.5	2.2	ug/kg	
110-82-7	Cyclohexane	ND	2.2	0.72	ug/kg	
96-12-8	1,2-Dibromo-3-chloropropane	ND	2.2	0.76	ug/kg	
124-48-1	Dibromochloromethane	ND	2.2	0.62	ug/kg	
106-93-4	1,2-Dibromoethane	ND	1.1	0.46	ug/kg	
95-50-1	1,2-Dichlorobenzene	ND	1.1	0.60	ug/kg	
541-73-1	1,3-Dichlorobenzene	ND	1.1	0.55	ug/kg	
106-46-7	1,4-Dichlorobenzene	ND	1.1	0.54	ug/kg	
75-71-8	Dichlorodifluoromethane	ND	5.5	0.80	ug/kg	
75-34-3	1,1-Dichloroethane	ND	1.1	0.55	ug/kg	
107-06-2	1,2-Dichloroethane	ND	1.1	0.52	ug/kg	
75-35-4	1,1-Dichloroethene	ND	1.1	0.72	ug/kg	
156-59-2	cis-1,2-Dichloroethene	ND	1.1	0.93	ug/kg	
156-60-5	trans-1,2-Dichloroethene	ND	1.1	0.67	ug/kg	
78-87-5	1,2-Dichloropropane	ND	2.2	0.52	ug/kg	
10061-01-5	cis-1,3-Dichloropropene	ND	2.2	0.52	ug/kg	
10061-02-6	trans-1,3-Dichloropropene	ND	2.2	0.50	ug/kg	
100-41-4	Ethylbenzene	ND	1.1	0.50	ug/kg	
76-13-1	Freon 113	ND	5.5	2.9	ug/kg	
591-78-6	2-Hexanone	ND	5.5	2.3	ug/kg	

ND = Not detected MDL = Method Detection Limit
RL = Reporting Limit
E = Indicates value exceeds calibration range

J = Indicates an estimated value
B = Indicates analyte found in associated method blank
N = Indicates presumptive evidence of a compound

Report of Analysis

Client Sample ID:	TT-SB-14-7.5-9.5		
Lab Sample ID:	JD35939-2	**Date Sampled:**	11/29/21
Matrix:	SO - Soil	**Date Received:**	11/30/21
Method:	SW846 8260D SW846 5035	**Percent Solids:**	89.0
Project:	2nd Avenue and 33-39th Street, Brooklyn, NY		

VOA TCL List

CAS No.	Compound	Result	RL	MDL	Units	Q
98-82-8	Isopropylbenzene	ND	2.2	1.6	ug/kg	
79-20-9	Methyl Acetate	ND	5.5	1.5	ug/kg	
108-87-2	Methylcyclohexane	ND	2.2	0.96	ug/kg	
1634-04-4	Methyl Tert Butyl Ether	ND	1.1	0.52	ug/kg	
108-10-1	4-Methyl-2-pentanone(MIBK)	ND	5.5	2.5	ug/kg	
75-09-2	Methylene chloride	ND	5.5	2.9	ug/kg	
100-42-5	Styrene	ND	2.2	0.44	ug/kg	
79-34-5	1,1,2,2-Tetrachloroethane	ND	2.2	0.66	ug/kg	
127-18-4	Tetrachloroethene	ND	2.2	0.64	ug/kg	
108-88-3	Toluene	ND	1.1	0.58	ug/kg	
87-61-6	1,2,3-Trichlorobenzene	ND	5.5	2.8	ug/kg	
120-82-1	1,2,4-Trichlorobenzene	ND	5.5	2.8	ug/kg	
71-55-6	1,1,1-Trichloroethane	ND	2.2	0.53	ug/kg	
79-00-5	1,1,2-Trichloroethane	ND	2.2	0.61	ug/kg	
79-01-6	Trichloroethene	ND	1.1	0.84	ug/kg	
75-69-4	Trichlorofluoromethane	ND	5.5	0.75	ug/kg	
75-01-4	Vinyl chloride	ND	2.2	0.53	ug/kg	
	m,p-Xylene	ND	1.1	0.99	ug/kg	
95-47-6	o-Xylene	ND	1.1	0.50	ug/kg	
1330-20-7	Xylene (total)	ND	1.1	0.50	ug/kg	

CAS No.	Surrogate Recoveries	Run# 1	Run# 2	Limits
1868-53-7	Dibromofluoromethane	104%		72-130%
17060-07-0	1,2-Dichloroethane-D4	103%		75-131%
2037-26-5	Toluene-D8	89%		81-121%
460-00-4	4-Bromofluorobenzene	99%		60-141%

CAS No.	Tentatively Identified Compounds	R.T.	Est. Conc.	Units	Q
	Total TIC, Volatile		0	ug/kg	

ND = Not detected MDL = Method Detection Limit
RL = Reporting Limit
E = Indicates value exceeds calibration range

J = Indicates an estimated value
B = Indicates analyte found in associated method blank
N = Indicates presumptive evidence of a compound

Report of Analysis

Client Sample ID:	TT-SB-14-7.5-9.5		
Lab Sample ID:	JD35939-2	**Date Sampled:**	11/29/21
Matrix:	SO - Soil	**Date Received:**	11/30/21
Method:	SW846 8270E SW846 3546	**Percent Solids:**	89.0
Project:	2nd Avenue and 33-39th Street, Brooklyn, NY		

	File ID	DF	Analyzed	By	Prep Date	Prep Batch	Analytical Batch
Run #1	3E115502.D	1	12/05/21 11:38	KLS	12/03/21 12:30	OP36903	E3E5278
Run #2							

	Initial Weight	Final Volume
Run #1	30.5 g	1.0 ml
Run #2		

ABN TCL List (SOM0 2.0)

CAS No.	Compound	Result	RL	MDL	Units	Q
95-57-8	2-Chlorophenol	ND	74	18	ug/kg	
59-50-7	4-Chloro-3-methyl phenol	ND	180	23	ug/kg	
120-83-2	2,4-Dichlorophenol	ND	180	31	ug/kg	
105-67-9	2,4-Dimethylphenol	ND	180	66	ug/kg	
51-28-5	2,4-Dinitrophenol	ND	180	140	ug/kg	
534-52-1	4,6-Dinitro-o-cresol	ND	180	39	ug/kg	
95-48-7	2-Methylphenol	ND	74	24	ug/kg	
	3&4-Methylphenol	ND	74	30	ug/kg	
88-75-5	2-Nitrophenol	ND	180	24	ug/kg	
100-02-7	4-Nitrophenol [a]	ND	370	98	ug/kg	
87-86-5	Pentachlorophenol	ND	150	35	ug/kg	
108-95-2	Phenol	ND	74	19	ug/kg	
58-90-2	2,3,4,6-Tetrachlorophenol	ND	180	24	ug/kg	
95-95-4	2,4,5-Trichlorophenol	ND	180	28	ug/kg	
88-06-2	2,4,6-Trichlorophenol	ND	180	22	ug/kg	
83-32-9	Acenaphthene	ND	37	13	ug/kg	
208-96-8	Acenaphthylene	ND	37	19	ug/kg	
98-86-2	Acetophenone	ND	180	7.9	ug/kg	
120-12-7	Anthracene	ND	37	23	ug/kg	
1912-24-9	Atrazine	ND	74	16	ug/kg	
56-55-3	Benzo(a)anthracene	10.0	37	10	ug/kg	J
50-32-8	Benzo(a)pyrene	ND	37	17	ug/kg	
205-99-2	Benzo(b)fluoranthene	ND	37	16	ug/kg	
191-24-2	Benzo(g,h,i)perylene	ND	37	18	ug/kg	
207-08-9	Benzo(k)fluoranthene	ND	37	17	ug/kg	
101-55-3	4-Bromophenyl phenyl ether	ND	74	14	ug/kg	
85-68-7	Butyl benzyl phthalate	ND	74	9.0	ug/kg	
92-52-4	1,1'-Biphenyl	ND	74	5.0	ug/kg	
100-52-7	Benzaldehyde	ND	180	9.1	ug/kg	
91-58-7	2-Chloronaphthalene	ND	74	8.8	ug/kg	
106-47-8	4-Chloroaniline	ND	180	13	ug/kg	
86-74-8	Carbazole	ND	74	5.3	ug/kg	

ND = Not detected MDL = Method Detection Limit J = Indicates an estimated value
RL = Reporting Limit B = Indicates analyte found in associated method blank
E = Indicates value exceeds calibration range N = Indicates presumptive evidence of a compound

Report of Analysis

Client Sample ID:	TT-SB-14-7.5-9.5		
Lab Sample ID:	JD35939-2	**Date Sampled:**	11/29/21
Matrix:	SO - Soil	**Date Received:**	11/30/21
Method:	SW846 8270E SW846 3546	**Percent Solids:**	89.0
Project:	2nd Avenue and 33-39th Street, Brooklyn, NY		

ABN TCL List (SOM0 2.0)

CAS No.	Compound	Result	RL	MDL	Units	Q
105-60-2	Caprolactam [a]	ND	74	15	ug/kg	
218-01-9	Chrysene	ND	37	12	ug/kg	
111-91-1	bis(2-Chloroethoxy)methane	ND	74	7.9	ug/kg	
111-44-4	bis(2-Chloroethyl)ether	ND	74	16	ug/kg	
108-60-1	2,2'-Oxybis(1-chloropropane)	ND	74	13	ug/kg	
7005-72-3	4-Chlorophenyl phenyl ether	ND	74	12	ug/kg	
121-14-2	2,4-Dinitrotoluene	ND	37	11	ug/kg	
606-20-2	2,6-Dinitrotoluene	ND	37	18	ug/kg	
91-94-1	3,3'-Dichlorobenzidine	ND	74	31	ug/kg	
123-91-1	1,4-Dioxane	ND	37	24	ug/kg	
53-70-3	Dibenzo(a,h)anthracene	ND	37	16	ug/kg	
132-64-9	Dibenzofuran	ND	74	15	ug/kg	
84-74-2	Di-n-butyl phthalate	ND	74	6.0	ug/kg	
117-84-0	Di-n-octyl phthalate	ND	74	9.2	ug/kg	
84-66-2	Diethyl phthalate	ND	74	7.8	ug/kg	
131-11-3	Dimethyl phthalate	ND	74	6.6	ug/kg	
117-81-7	bis(2-Ethylhexyl)phthalate	12.7	74	8.6	ug/kg	J
206-44-0	Fluoranthene	17.1	37	16	ug/kg	J
86-73-7	Fluorene	ND	37	17	ug/kg	
118-74-1	Hexachlorobenzene	ND	74	9.3	ug/kg	
87-68-3	Hexachlorobutadiene	ND	37	15	ug/kg	
77-47-4	Hexachlorocyclopentadiene [a]	ND	370	15	ug/kg	
67-72-1	Hexachloroethane	ND	180	18	ug/kg	
193-39-5	Indeno(1,2,3-cd)pyrene	ND	37	17	ug/kg	
78-59-1	Isophorone	ND	74	7.9	ug/kg	
91-57-6	2-Methylnaphthalene	ND	37	8.3	ug/kg	
88-74-4	2-Nitroaniline	ND	180	8.7	ug/kg	
99-09-2	3-Nitroaniline	ND	180	9.2	ug/kg	
100-01-6	4-Nitroaniline	ND	180	9.5	ug/kg	
91-20-3	Naphthalene	10.2	37	10	ug/kg	J
98-95-3	Nitrobenzene	ND	74	14	ug/kg	
621-64-7	N-Nitroso-di-n-propylamine	ND	74	11	ug/kg	
86-30-6	N-Nitrosodiphenylamine	ND	180	13	ug/kg	
85-01-8	Phenanthrene	12.3	37	12	ug/kg	J
129-00-0	Pyrene	16.3	37	12	ug/kg	J
95-94-3	1,2,4,5-Tetrachlorobenzene	ND	180	9.4	ug/kg	

CAS No.	Surrogate Recoveries	Run# 1	Run# 2	Limits
367-12-4	2-Fluorophenol	40%		10-109%

ND = Not detected MDL = Method Detection Limit
RL = Reporting Limit
E = Indicates value exceeds calibration range

J = Indicates an estimated value
B = Indicates analyte found in associated method blank
N = Indicates presumptive evidence of a compound

Report of Analysis

Client Sample ID:	TT-SB-14-7.5-9.5		
Lab Sample ID:	JD35939-2	**Date Sampled:**	11/29/21
Matrix:	SO - Soil	**Date Received:**	11/30/21
Method:	SW846 8270E SW846 3546	**Percent Solids:**	89.0
Project:	2nd Avenue and 33-39th Street, Brooklyn, NY		

ABN TCL List (SOM0 2.0)

CAS No.	Surrogate Recoveries	Run# 1	Run# 2	Limits
4165-62-2	Phenol-d5	41%		10-105%
118-79-6	2,4,6-Tribromophenol	62%		10-135%
4165-60-0	Nitrobenzene-d5	47%		10-119%
321-60-8	2-Fluorobiphenyl	49%		18-112%
1718-51-0	Terphenyl-d14	47%		18-125%

CAS No.	Tentatively Identified Compounds	R.T.	Est. Conc.	Units	Q
	System artifact	2.74	230	ug/kg	J
	System artifact/aldol-condensation	2.81	420	ug/kg	J
301-02-0	9-Octadecenamide, (Z)-	12.59	380	ug/kg	JN
	Total TIC, Semi-Volatile		380	ug/kg	J

(a) Associated CCV outside of control limits high, sample was ND.

ND = Not detected MDL = Method Detection Limit
RL = Reporting Limit
E = Indicates value exceeds calibration range

J = Indicates an estimated value
B = Indicates analyte found in associated method blank
N = Indicates presumptive evidence of a compound

Report of Analysis

Client Sample ID:	TT-SB-14-7.5-9.5		
Lab Sample ID:	JD35939-2	**Date Sampled:**	11/29/21
Matrix:	SO - Soil	**Date Received:**	11/30/21
Method:	SW846 8270E BY SIM SW846 3546	**Percent Solids:**	89.0
Project:	2nd Avenue and 33-39th Street, Brooklyn, NY		

	File ID	DF	Analyzed	By	Prep Date	Prep Batch	Analytical Batch
Run #1	4M105229.D	1	12/17/21 14:55	KLS	12/01/21 16:25	OP36903A	E4M4890
Run #2							

	Initial Weight	Final Volume
Run #1	30.5 g	1.0 ml
Run #2		

CAS No.	Compound	Result	RL	MDL	Units	Q
123-91-1	1,4-Dioxane	ND	3.7	1.8	ug/kg	

CAS No.	Surrogate Recoveries	Run# 1	Run# 2	Limits
4165-60-0	Nitrobenzene-d5	59%		10-107%
321-60-8	2-Fluorobiphenyl	57%		17-91%
1718-51-0	Terphenyl-d14	55%		17-105%

ND = Not detected MDL = Method Detection Limit J = Indicates an estimated value
RL = Reporting Limit B = Indicates analyte found in associated method blank
E = Indicates value exceeds calibration range N = Indicates presumptive evidence of a compound

Report of Analysis

Client Sample ID:	TT-SB-14-7.5-9.5		
Lab Sample ID:	JD35939-2	**Date Sampled:**	11/29/21
Matrix:	SO - Soil	**Date Received:**	11/30/21
Method:	SW846 8151A SW846 3546	**Percent Solids:**	89.0
Project:	2nd Avenue and 33-39th Street, Brooklyn, NY		

	File ID	DF	Analyzed	By	Prep Date	Prep Batch	Analytical Batch
Run #1	3G134412.D	1	12/06/21 00:50	CP	12/02/21 10:10	OP36906	G3G4903
Run #2							

	Initial Weight	Final Volume
Run #1	15.1 g	5.0 ml
Run #2		

Herbicide List

CAS No.	Compound	Result	RL	MDL	Units	Q
94-75-7	2,4-D	ND	19	8.3	ug/kg	
93-72-1	2,4,5-TP (Silvex)	ND	3.7	2.1	ug/kg	
93-76-5	2,4,5-T	ND	3.7	1.9	ug/kg	

CAS No.	Surrogate Recoveries	Run# 1	Run# 2	Limits
19719-28-9	2,4-DCAA	61%		10-125%
19719-28-9	2,4-DCAA	48%		10-125%

ND = Not detected MDL = Method Detection Limit
RL = Reporting Limit
E = Indicates value exceeds calibration range

J = Indicates an estimated value
B = Indicates analyte found in associated method blank
N = Indicates presumptive evidence of a compound

Report of Analysis

Client Sample ID:	TT-SB-14-7.5-9.5		
Lab Sample ID:	JD35939-2	**Date Sampled:**	11/29/21
Matrix:	SO - Soil	**Date Received:**	11/30/21
Method:	SW846 8081B SW846 3546	**Percent Solids:**	89.0
Project:	2nd Avenue and 33-39th Street, Brooklyn, NY		

	File ID	DF	Analyzed	By	Prep Date	Prep Batch	Analytical Batch
Run #1	1G171722.D	1	12/04/21 00:49	RK	12/02/21 12:00	OP36907	G1G5924
Run #2							

	Initial Weight	Final Volume
Run #1	15.6 g	10.0 ml
Run #2		

Pesticide TCL List

CAS No.	Compound	Result	RL	MDL	Units	Q
309-00-2	Aldrin	ND	0.72	0.59	ug/kg	
319-84-6	alpha-BHC	ND	0.72	0.59	ug/kg	
319-85-7	beta-BHC	ND	0.72	0.65	ug/kg	
319-86-8	delta-BHC	ND	0.72	0.69	ug/kg	
58-89-9	gamma-BHC (Lindane)	ND	0.72	0.53	ug/kg	
5103-71-9	alpha-Chlordane	ND	0.72	0.58	ug/kg	
5103-74-2	gamma-Chlordane	ND	0.72	0.33	ug/kg	
60-57-1	Dieldrin	ND	0.72	0.49	ug/kg	
72-54-8	4,4'-DDD	ND	0.72	0.66	ug/kg	
72-55-9	4,4'-DDE	ND	0.72	0.63	ug/kg	
50-29-3	4,4'-DDT	ND	0.72	0.64	ug/kg	
72-20-8	Endrin	ND	0.72	0.56	ug/kg	
1031-07-8	Endosulfan sulfate	ND	0.72	0.56	ug/kg	
7421-93-4	Endrin aldehyde	ND	0.72	0.41	ug/kg	
959-98-8	Endosulfan-I	ND	0.72	0.41	ug/kg	
33213-65-9	Endosulfan-II	ND	0.72	0.45	ug/kg	
76-44-8	Heptachlor	ND	0.72	0.62	ug/kg	
1024-57-3	Heptachlor epoxide	ND	0.72	0.50	ug/kg	
72-43-5	Methoxychlor	ND	1.4	0.57	ug/kg	
53494-70-5	Endrin ketone	ND	0.72	0.52	ug/kg	
8001-35-2	Toxaphene	ND	18	17	ug/kg	

CAS No.	Surrogate Recoveries	Run# 1	Run# 2	Limits
877-09-8	Tetrachloro-m-xylene	86%		27-138%
877-09-8	Tetrachloro-m-xylene	86%		27-138%
2051-24-3	Decachlorobiphenyl	86%		10-179%
2051-24-3	Decachlorobiphenyl	160%		10-179%

ND = Not detected MDL = Method Detection Limit
RL = Reporting Limit
E = Indicates value exceeds calibration range

J = Indicates an estimated value
B = Indicates analyte found in associated method blank
N = Indicates presumptive evidence of a compound

Report of Analysis

Client Sample ID:	TT-SB-14-7.5-9.5		
Lab Sample ID:	JD35939-2	**Date Sampled:**	11/29/21
Matrix:	SO - Soil	**Date Received:**	11/30/21
Method:	SW846 8082A SW846 3546	**Percent Solids:**	89.0
Project:	2nd Avenue and 33-39th Street, Brooklyn, NY		

	File ID	DF	Analyzed	By	Prep Date	Prep Batch	Analytical Batch
Run #1	XX2475257.D	1	12/06/21 18:09	TL	12/02/21 12:00	OP36908	GXX7676
Run #2							

	Initial Weight	Final Volume
Run #1	15.6 g	10.0 ml
Run #2		

PCB List

CAS No.	Compound	Result	RL	MDL	Units	Q
12674-11-2	Aroclor 1016	ND	36	17	ug/kg	
11104-28-2	Aroclor 1221	ND	36	22	ug/kg	
11141-16-5	Aroclor 1232	ND	36	23	ug/kg	
53469-21-9	Aroclor 1242	ND	36	15	ug/kg	
12672-29-6	Aroclor 1248	ND	36	32	ug/kg	
11097-69-1	Aroclor 1254	ND	36	19	ug/kg	
11096-82-5	Aroclor 1260	ND	36	15	ug/kg	
11100-14-4	Aroclor 1268	ND	36	15	ug/kg	
37324-23-5	Aroclor 1262	ND	36	24	ug/kg	

CAS No.	Surrogate Recoveries	Run# 1	Run# 2	Limits
877-09-8	Tetrachloro-m-xylene	64%		24-152%
877-09-8	Tetrachloro-m-xylene	71%		24-152%
2051-24-3	Decachlorobiphenyl	158%		10-172%
2051-24-3	Decachlorobiphenyl	163%		10-172%

ND = Not detected MDL = Method Detection Limit
RL = Reporting Limit
E = Indicates value exceeds calibration range

J = Indicates an estimated value
B = Indicates analyte found in associated method blank
N = Indicates presumptive evidence of a compound

Report of Analysis

Client Sample ID:	TT-SB-14-7.5-9.5		
Lab Sample ID:	JD35939-2	**Date Sampled:**	11/29/21
Matrix:	SO - Soil	**Date Received:**	11/30/21
		Percent Solids:	89.0
Project:	2nd Avenue and 33-39th Street, Brooklyn, NY		

Metals Analysis

Analyte	Result	RL	Units	DF	Prep	Analyzed	By	Method	Prep Method
Aluminum	4360	55	mg/kg	1	12/04/21	12/05/21	ND	SW846 6010D [2]	SW846 3050B [4]
Antimony	< 2.2	2.2	mg/kg	1	12/04/21	12/05/21	ND	SW846 6010D [2]	SW846 3050B [4]
Arsenic	4.2	2.2	mg/kg	1	12/04/21	12/05/21	ND	SW846 6010D [2]	SW846 3050B [4]
Barium	35.8	22	mg/kg	1	12/04/21	12/05/21	ND	SW846 6010D [2]	SW846 3050B [4]
Beryllium	0.41	0.22	mg/kg	1	12/04/21	12/05/21	ND	SW846 6010D [2]	SW846 3050B [4]
Cadmium	< 0.55	0.55	mg/kg	1	12/04/21	12/05/21	ND	SW846 6010D [2]	SW846 3050B [4]
Calcium	1840	550	mg/kg	1	12/04/21	12/05/21	ND	SW846 6010D [2]	SW846 3050B [4]
Chromium	9.6	1.1	mg/kg	1	12/04/21	12/05/21	ND	SW846 6010D [2]	SW846 3050B [4]
Cobalt	5.9	5.5	mg/kg	1	12/04/21	12/05/21	ND	SW846 6010D [2]	SW846 3050B [4]
Copper	26.0	2.8	mg/kg	1	12/04/21	12/05/21	ND	SW846 6010D [2]	SW846 3050B [4]
Iron	11900	55	mg/kg	1	12/04/21	12/05/21	ND	SW846 6010D [2]	SW846 3050B [4]
Lead	33.4	2.2	mg/kg	1	12/04/21	12/05/21	ND	SW846 6010D [2]	SW846 3050B [4]
Magnesium	1160	550	mg/kg	1	12/04/21	12/05/21	ND	SW846 6010D [2]	SW846 3050B [4]
Manganese	181	1.7	mg/kg	1	12/04/21	12/05/21	ND	SW846 6010D [2]	SW846 3050B [4]
Mercury	0.051	0.036	mg/kg	1	12/02/21	12/02/21	SB	SW846 7471B [1]	SW846 7471B [3]
Nickel	16.5	4.4	mg/kg	1	12/04/21	12/05/21	ND	SW846 6010D [2]	SW846 3050B [4]
Potassium	< 1100	1100	mg/kg	1	12/04/21	12/05/21	ND	SW846 6010D [2]	SW846 3050B [4]
Selenium	< 2.2	2.2	mg/kg	1	12/04/21	12/05/21	ND	SW846 6010D [2]	SW846 3050B [4]
Silver	< 0.55	0.55	mg/kg	1	12/04/21	12/05/21	ND	SW846 6010D [2]	SW846 3050B [4]
Sodium	< 1100	1100	mg/kg	1	12/04/21	12/05/21	ND	SW846 6010D [2]	SW846 3050B [4]
Thallium	< 1.1	1.1	mg/kg	1	12/04/21	12/05/21	ND	SW846 6010D [2]	SW846 3050B [4]
Vanadium	15.4	5.5	mg/kg	1	12/04/21	12/05/21	ND	SW846 6010D [2]	SW846 3050B [4]
Zinc	44.4	5.5	mg/kg	1	12/04/21	12/05/21	ND	SW846 6010D [2]	SW846 3050B [4]

(1) Instrument QC Batch: MA51520
(2) Instrument QC Batch: MA51546
(3) Prep QC Batch: MP30119
(4) Prep QC Batch: MP30147

RL = Reporting Limit

Report of Analysis

Client Sample ID:	TT-SB-14-7.5-9.5		
Lab Sample ID:	JD35939-2	**Date Sampled:**	11/29/21
Matrix:	SO - Soil	**Date Received:**	11/30/21
		Percent Solids:	89.0
Project:	2nd Avenue and 33-39th Street, Brooklyn, NY		

General Chemistry

Analyte	Result	RL	Units	DF	Analyzed	By	Method
Cyanide	0.32	0.29	mg/kg	1	12/09/21 00:45	EB	SW846 9012B/LACHAT
Solids, Percent	89		%	1	12/01/21 15:55	BG	SM2540 G 18TH ED MOD

RL = Reporting Limit

Report of Analysis

Client Sample ID:	TT-SB-14-7.5-9.5		
Lab Sample ID:	JD35939-2A	**Date Sampled:**	11/29/21
Matrix:	SO - Soil	**Date Received:**	11/30/21
Method:	EPA 537M BY ID IN HOUSE	**Percent Solids:**	89.0
Project:	2nd Avenue and 33-39th Street, Brooklyn, NY		

	File ID	DF	Analyzed	By	Prep Date	Prep Batch	Analytical Batch
Run #1 [a]	3Q51026.D	1	12/22/21 05:25	AFL	12/15/21 08:30	F:OP88850	F:S3Q713
Run #2							

	Initial Weight	Final Volume
Run #1	2.03 g	1.0 ml
Run #2		

PFAS List

CAS No.	Compound	Result	RL	MDL	Units	Q
PERFLUOROALKYLCARBOXYLIC ACIDS						
375-22-4	Perfluorobutanoic acid	ND	1.1	0.42	ug/kg	
2706-90-3	Perfluoropentanoic acid	ND	0.55	0.28	ug/kg	
307-24-4	Perfluorohexanoic acid	ND	0.55	0.28	ug/kg	
375-85-9	Perfluoroheptanoic acid	ND	0.55	0.28	ug/kg	
335-67-1	Perfluorooctanoic acid	ND	0.55	0.28	ug/kg	
375-95-1	Perfluorononanoic acid	ND	0.55	0.28	ug/kg	
335-76-2	Perfluorodecanoic acid	ND	0.55	0.28	ug/kg	
2058-94-8	Perfluoroundecanoic acid	ND	0.55	0.28	ug/kg	
307-55-1	Perfluorododecanoic acid	ND	0.55	0.28	ug/kg	
72629-94-8	Perfluorotridecanoic acid	ND	0.55	0.29	ug/kg	
376-06-7	Perfluorotetradecanoic acid	ND	0.55	0.28	ug/kg	
PERFLUOROALKYLSULFONIC ACIDS						
375-73-5	Perfluorobutanesulfonic acid	ND	0.55	0.28	ug/kg	
355-46-4	Perfluorohexanesulfonic acid	ND	0.55	0.28	ug/kg	
375-92-8	Perfluoroheptanesulfonic acid	ND	0.55	0.28	ug/kg	
1763-23-1	Perfluorooctanesulfonic acid	0.86	0.55	0.28	ug/kg	
335-77-3	Perfluorodecanesulfonic acid	ND	0.55	0.28	ug/kg	
PERFLUOROOCTANESULFONAMIDES						
754-91-6	PFOSA	ND	0.55	0.28	ug/kg	
PERFLUOROOCTANESULFONAMIDOACETIC ACIDS						
2355-31-9	MeFOSAA	ND	1.1	0.55	ug/kg	
2991-50-6	EtFOSAA	ND	1.1	0.55	ug/kg	
FLUOROTELOMER SULFONATES						
27619-97-2	6:2 Fluorotelomer sulfonate	ND	1.1	0.28	ug/kg	
39108-34-4	8:2 Fluorotelomer sulfonate	ND	1.1	0.28	ug/kg	

ND = Not detected MDL = Method Detection Limit J = Indicates an estimated value
RL = Reporting Limit B = Indicates analyte found in associated method blank
E = Indicates value exceeds calibration range N = Indicates presumptive evidence of a compound

Report of Analysis

Client Sample ID:	TT-SB-14-7.5-9.5		
Lab Sample ID:	JD35939-2A	**Date Sampled:**	11/29/21
Matrix:	SO - Soil	**Date Received:**	11/30/21
Method:	EPA 537M BY ID IN HOUSE	**Percent Solids:**	89.0
Project:	2nd Avenue and 33-39th Street, Brooklyn, NY		

PFAS List

CAS No.	ID Standard Recoveries	Run# 1	Run# 2	Limits
	13C4-PFBA	108%		40-140%
	13C5-PFPeA	111%		50-150%
	13C5-PFHxA	112%		50-150%
	13C4-PFHpA	113%		50-150%
	13C8-PFOA	111%		50-150%
	13C9-PFNA	115%		50-150%
	13C6-PFDA	117%		50-150%
	13C7-PFUnDA	123%		40-140%
	13C2-PFDoDA	117%		40-140%
	13C2-PFTeDA	112%		30-130%
	13C3-PFBS	111%		50-150%
	13C3-PFHxS	112%		50-150%
	13C8-PFOS	109%		50-150%
	13C8-FOSA	122%		30-130%
	d3-MeFOSAA	121%		40-140%
	d5-EtFOSAA	117%		40-140%
	13C2-6:2FTS	107%		50-150%
	13C2-8:2FTS	108%		50-150%

(a) Analysis performed at SGS Orlando, FL.

ND = Not detected MDL = Method Detection Limit
RL = Reporting Limit
E = Indicates value exceeds calibration range

J = Indicates an estimated value
B = Indicates analyte found in associated method blank
N = Indicates presumptive evidence of a compound

Report of Analysis

Client Sample ID:	TT-SB-15-7.5-9.5		
Lab Sample ID:	JD35939-3	**Date Sampled:**	11/29/21
Matrix:	SO - Soil	**Date Received:**	11/30/21
Method:	SW846 8260D SW846 5035	**Percent Solids:**	89.3
Project:	2nd Avenue and 33-39th Street, Brooklyn, NY		

	File ID	DF	Analyzed	By	Prep Date	Prep Batch	Analytical Batch
Run #1	I240287.D	1	12/02/21 12:48	PS	12/01/21 08:00	n/a	VI9769
Run #2							

	Initial Weight
Run #1	5.0 g
Run #2	

VOA TCL List

CAS No.	Compound	Result	RL	MDL	Units	Q
67-64-1	Acetone	6.9	11	4.6	ug/kg	J
71-43-2	Benzene	ND	0.56	0.51	ug/kg	
74-97-5	Bromochloromethane	ND	5.6	0.63	ug/kg	
75-27-4	Bromodichloromethane	ND	2.2	0.48	ug/kg	
75-25-2	Bromoform	ND	5.6	1.5	ug/kg	
74-83-9	Bromomethane	ND	5.6	0.86	ug/kg	
78-93-3	2-Butanone (MEK)	ND	11	2.7	ug/kg	
75-15-0	Carbon disulfide	ND	2.2	0.60	ug/kg	
56-23-5	Carbon tetrachloride	ND	2.2	0.69	ug/kg	
108-90-7	Chlorobenzene	ND	2.2	0.51	ug/kg	
75-00-3	Chloroethane	ND	5.6	0.66	ug/kg	
67-66-3	Chloroform	ND	2.2	0.58	ug/kg	
74-87-3	Chloromethane	ND	5.6	2.2	ug/kg	
110-82-7	Cyclohexane	ND	2.2	0.74	ug/kg	
96-12-8	1,2-Dibromo-3-chloropropane	ND	2.2	0.78	ug/kg	
124-48-1	Dibromochloromethane	ND	2.2	0.63	ug/kg	
106-93-4	1,2-Dibromoethane	ND	1.1	0.47	ug/kg	
95-50-1	1,2-Dichlorobenzene	ND	1.1	0.61	ug/kg	
541-73-1	1,3-Dichlorobenzene	ND	1.1	0.56	ug/kg	
106-46-7	1,4-Dichlorobenzene	ND	1.1	0.55	ug/kg	
75-71-8	Dichlorodifluoromethane	ND	5.6	0.81	ug/kg	
75-34-3	1,1-Dichloroethane	ND	1.1	0.55	ug/kg	
107-06-2	1,2-Dichloroethane	ND	1.1	0.53	ug/kg	
75-35-4	1,1-Dichloroethene	ND	1.1	0.73	ug/kg	
156-59-2	cis-1,2-Dichloroethene	ND	1.1	0.94	ug/kg	
156-60-5	trans-1,2-Dichloroethene	ND	1.1	0.68	ug/kg	
78-87-5	1,2-Dichloropropane	ND	2.2	0.53	ug/kg	
10061-01-5	cis-1,3-Dichloropropene	ND	2.2	0.53	ug/kg	
10061-02-6	trans-1,3-Dichloropropene	ND	2.2	0.51	ug/kg	
100-41-4	Ethylbenzene	ND	1.1	0.51	ug/kg	
76-13-1	Freon 113	ND	5.6	3.0	ug/kg	
591-78-6	2-Hexanone	ND	5.6	2.4	ug/kg	

ND = Not detected MDL = Method Detection Limit
RL = Reporting Limit
E = Indicates value exceeds calibration range

J = Indicates an estimated value
B = Indicates analyte found in associated method blank
N = Indicates presumptive evidence of a compound

Report of Analysis

Client Sample ID:	TT-SB-15-7.5-9.5		
Lab Sample ID:	JD35939-3	**Date Sampled:**	11/29/21
Matrix:	SO - Soil	**Date Received:**	11/30/21
Method:	SW846 8260D SW846 5035	**Percent Solids:**	89.3
Project:	2nd Avenue and 33-39th Street, Brooklyn, NY		

VOA TCL List

CAS No.	Compound	Result	RL	MDL	Units	Q
98-82-8	Isopropylbenzene	ND	2.2	1.6	ug/kg	
79-20-9	Methyl Acetate	ND	5.6	1.6	ug/kg	
108-87-2	Methylcyclohexane	ND	2.2	0.98	ug/kg	
1634-04-4	Methyl Tert Butyl Ether	ND	1.1	0.53	ug/kg	
108-10-1	4-Methyl-2-pentanone(MIBK)	ND	5.6	2.5	ug/kg	
75-09-2	Methylene chloride	ND	5.6	2.9	ug/kg	
100-42-5	Styrene	ND	2.2	0.45	ug/kg	
79-34-5	1,1,2,2-Tetrachloroethane	ND	2.2	0.67	ug/kg	
127-18-4	Tetrachloroethene	ND	2.2	0.65	ug/kg	
108-88-3	Toluene	ND	1.1	0.59	ug/kg	
87-61-6	1,2,3-Trichlorobenzene	ND	5.6	2.8	ug/kg	
120-82-1	1,2,4-Trichlorobenzene	ND	5.6	2.8	ug/kg	
71-55-6	1,1,1-Trichloroethane	ND	2.2	0.54	ug/kg	
79-00-5	1,1,2-Trichloroethane	ND	2.2	0.62	ug/kg	
79-01-6	Trichloroethene	ND	1.1	0.85	ug/kg	
75-69-4	Trichlorofluoromethane	ND	5.6	0.77	ug/kg	
75-01-4	Vinyl chloride	ND	2.2	0.54	ug/kg	
	m,p-Xylene	ND	1.1	1.0	ug/kg	
95-47-6	o-Xylene	ND	1.1	0.51	ug/kg	
1330-20-7	Xylene (total)	ND	1.1	0.51	ug/kg	

CAS No.	Surrogate Recoveries	Run# 1	Run# 2	Limits
1868-53-7	Dibromofluoromethane	106%		72-130%
17060-07-0	1,2-Dichloroethane-D4	105%		75-131%
2037-26-5	Toluene-D8	90%		81-121%
460-00-4	4-Bromofluorobenzene	99%		60-141%

CAS No.	Tentatively Identified Compounds	R.T.	Est. Conc.	Units	Q
	Total TIC, Volatile		0	ug/kg	

ND = Not detected MDL = Method Detection Limit
RL = Reporting Limit
E = Indicates value exceeds calibration range

J = Indicates an estimated value
B = Indicates analyte found in associated method blank
N = Indicates presumptive evidence of a compound

Report of Analysis

Client Sample ID:	TT-SB-15-7.5-9.5		
Lab Sample ID:	JD35939-3	**Date Sampled:**	11/29/21
Matrix:	SO - Soil	**Date Received:**	11/30/21
Method:	SW846 8270E SW846 3546	**Percent Solids:**	89.3
Project:	2nd Avenue and 33-39th Street, Brooklyn, NY		

	File ID	DF	Analyzed	By	Prep Date	Prep Batch	Analytical Batch
Run #1	3E115503.D	1	12/05/21 12:07	KLS	12/03/21 12:30	OP36903	E3E5278
Run #2							

	Initial Weight	Final Volume
Run #1	31.0 g	1.0 ml
Run #2		

ABN TCL List (SOM0 2.0)

CAS No.	Compound	Result	RL	MDL	Units	Q
95-57-8	2-Chlorophenol	ND	72	18	ug/kg	
59-50-7	4-Chloro-3-methyl phenol	ND	180	22	ug/kg	
120-83-2	2,4-Dichlorophenol	ND	180	31	ug/kg	
105-67-9	2,4-Dimethylphenol	ND	180	64	ug/kg	
51-28-5	2,4-Dinitrophenol	ND	180	140	ug/kg	
534-52-1	4,6-Dinitro-o-cresol	ND	180	39	ug/kg	
95-48-7	2-Methylphenol	ND	72	23	ug/kg	
	3&4-Methylphenol	ND	72	30	ug/kg	
88-75-5	2-Nitrophenol	ND	180	24	ug/kg	
100-02-7	4-Nitrophenol [a]	ND	360	96	ug/kg	
87-86-5	Pentachlorophenol	ND	140	34	ug/kg	
108-95-2	Phenol	ND	72	19	ug/kg	
58-90-2	2,3,4,6-Tetrachlorophenol	ND	180	24	ug/kg	
95-95-4	2,4,5-Trichlorophenol	ND	180	27	ug/kg	
88-06-2	2,4,6-Trichlorophenol	ND	180	22	ug/kg	
83-32-9	Acenaphthene	ND	36	12	ug/kg	
208-96-8	Acenaphthylene	ND	36	18	ug/kg	
98-86-2	Acetophenone	ND	180	7.8	ug/kg	
120-12-7	Anthracene	ND	36	22	ug/kg	
1912-24-9	Atrazine	ND	72	15	ug/kg	
56-55-3	Benzo(a)anthracene	68.5	36	10	ug/kg	
50-32-8	Benzo(a)pyrene	48.1	36	16	ug/kg	
205-99-2	Benzo(b)fluoranthene	68.7	36	16	ug/kg	
191-24-2	Benzo(g,h,i)perylene	28.3	36	18	ug/kg	J
207-08-9	Benzo(k)fluoranthene	30.2	36	17	ug/kg	J
101-55-3	4-Bromophenyl phenyl ether	ND	72	14	ug/kg	
85-68-7	Butyl benzyl phthalate	ND	72	8.8	ug/kg	
92-52-4	1,1'-Biphenyl	5.4	72	4.9	ug/kg	J
100-52-7	Benzaldehyde	ND	180	9.0	ug/kg	
91-58-7	2-Chloronaphthalene	ND	72	8.6	ug/kg	
106-47-8	4-Chloroaniline	ND	180	13	ug/kg	
86-74-8	Carbazole	5.4	72	5.2	ug/kg	J

ND = Not detected MDL = Method Detection Limit J = Indicates an estimated value
RL = Reporting Limit B = Indicates analyte found in associated method blank
E = Indicates value exceeds calibration range N = Indicates presumptive evidence of a compound

Report of Analysis

Client Sample ID:	TT-SB-15-7.5-9.5		
Lab Sample ID:	JD35939-3	**Date Sampled:**	11/29/21
Matrix:	SO - Soil	**Date Received:**	11/30/21
Method:	SW846 8270E SW846 3546	**Percent Solids:**	89.3
Project:	2nd Avenue and 33-39th Street, Brooklyn, NY		

ABN TCL List (SOM0 2.0)

CAS No.	Compound	Result	RL	MDL	Units	Q
105-60-2	Caprolactam [a]	ND	72	14	ug/kg	
218-01-9	Chrysene	72.8	36	11	ug/kg	
111-91-1	bis(2-Chloroethoxy)methane	ND	72	7.7	ug/kg	
111-44-4	bis(2-Chloroethyl)ether	ND	72	16	ug/kg	
108-60-1	2,2'-Oxybis(1-chloropropane)	ND	72	13	ug/kg	
7005-72-3	4-Chlorophenyl phenyl ether	ND	72	12	ug/kg	
121-14-2	2,4-Dinitrotoluene	ND	36	11	ug/kg	
606-20-2	2,6-Dinitrotoluene	ND	36	18	ug/kg	
91-94-1	3,3'-Dichlorobenzidine	ND	72	30	ug/kg	
123-91-1	1,4-Dioxane	ND	36	24	ug/kg	
53-70-3	Dibenzo(a,h)anthracene	ND	36	16	ug/kg	
132-64-9	Dibenzofuran	ND	72	15	ug/kg	
84-74-2	Di-n-butyl phthalate	ND	72	5.9	ug/kg	
117-84-0	Di-n-octyl phthalate	ND	72	9.0	ug/kg	
84-66-2	Diethyl phthalate	ND	72	7.7	ug/kg	
131-11-3	Dimethyl phthalate	ND	72	6.4	ug/kg	
117-81-7	bis(2-Ethylhexyl)phthalate	10.2	72	8.5	ug/kg	J
206-44-0	Fluoranthene	176	36	16	ug/kg	
86-73-7	Fluorene	ND	36	17	ug/kg	
118-74-1	Hexachlorobenzene	ND	72	9.1	ug/kg	
87-68-3	Hexachlorobutadiene	ND	36	15	ug/kg	
77-47-4	Hexachlorocyclopentadiene [a]	ND	360	14	ug/kg	
67-72-1	Hexachloroethane	ND	180	18	ug/kg	
193-39-5	Indeno(1,2,3-cd)pyrene	27.8	36	17	ug/kg	J
78-59-1	Isophorone	ND	72	7.7	ug/kg	
91-57-6	2-Methylnaphthalene	8.3	36	8.2	ug/kg	J
88-74-4	2-Nitroaniline	ND	180	8.5	ug/kg	
99-09-2	3-Nitroaniline	ND	180	9.0	ug/kg	
100-01-6	4-Nitroaniline	ND	180	9.4	ug/kg	
91-20-3	Naphthalene	30.7	36	10	ug/kg	J
98-95-3	Nitrobenzene	ND	72	14	ug/kg	
621-64-7	N-Nitroso-di-n-propylamine	ND	72	10	ug/kg	
86-30-6	N-Nitrosodiphenylamine	ND	180	13	ug/kg	
85-01-8	Phenanthrene	98.8	36	12	ug/kg	
129-00-0	Pyrene	156	36	12	ug/kg	
95-94-3	1,2,4,5-Tetrachlorobenzene	ND	180	9.2	ug/kg	

CAS No.	Surrogate Recoveries	Run# 1	Run# 2	Limits
367-12-4	2-Fluorophenol	30%		10-109%

ND = Not detected MDL = Method Detection Limit
RL = Reporting Limit
E = Indicates value exceeds calibration range

J = Indicates an estimated value
B = Indicates analyte found in associated method blank
N = Indicates presumptive evidence of a compound

Report of Analysis

Client Sample ID:	TT-SB-15-7.5-9.5		
Lab Sample ID:	JD35939-3	**Date Sampled:**	11/29/21
Matrix:	SO - Soil	**Date Received:**	11/30/21
Method:	SW846 8270E SW846 3546	**Percent Solids:**	89.3
Project:	2nd Avenue and 33-39th Street, Brooklyn, NY		

ABN TCL List (SOM0 2.0)

CAS No.	Surrogate Recoveries	Run# 1	Run# 2	Limits
4165-62-2	Phenol-d5	30%		10-105%
118-79-6	2,4,6-Tribromophenol	47%		10-135%
4165-60-0	Nitrobenzene-d5	34%		10-119%
321-60-8	2-Fluorobiphenyl	36%		18-112%
1718-51-0	Terphenyl-d14	33%		18-125%

CAS No.	Tentatively Identified Compounds	R.T.	Est. Conc.	Units	Q
	System artifact	2.74	200	ug/kg	J
	System artifact/aldol-condensation	2.81	1600	ug/kg	J
57-10-3	n-Hexadecanoic acid	10.18	150	ug/kg	JN
301-02-0	9-Octadecenamide, (Z)-	12.59	460	ug/kg	JN
	Total TIC, Semi-Volatile		610	ug/kg	J

(a) Associated CCV outside of control limits high, sample was ND.

ND = Not detected MDL = Method Detection Limit
RL = Reporting Limit
E = Indicates value exceeds calibration range

J = Indicates an estimated value
B = Indicates analyte found in associated method blank
N = Indicates presumptive evidence of a compound

Report of Analysis

Client Sample ID:	TT-SB-15-7.5-9.5		
Lab Sample ID:	JD35939-3	**Date Sampled:**	11/29/21
Matrix:	SO - Soil	**Date Received:**	11/30/21
Method:	SW846 8270E BY SIM SW846 3546	**Percent Solids:**	89.3
Project:	2nd Avenue and 33-39th Street, Brooklyn, NY		

	File ID	DF	Analyzed	By	Prep Date	Prep Batch	Analytical Batch
Run #1	4M105230.D	1	12/17/21 15:16	KLS	12/01/21 16:25	OP36903A	E4M4890
Run #2							

	Initial Weight	Final Volume
Run #1	31.0 g	1.0 ml
Run #2		

CAS No.	Compound	Result	RL	MDL	Units	Q
123-91-1	1,4-Dioxane	ND	3.6	1.8	ug/kg	

CAS No.	Surrogate Recoveries	Run# 1	Run# 2	Limits
4165-60-0	Nitrobenzene-d5	42%		10-107%
321-60-8	2-Fluorobiphenyl	42%		17-91%
1718-51-0	Terphenyl-d14	39%		17-105%

ND = Not detected MDL = Method Detection Limit J = Indicates an estimated value
RL = Reporting Limit B = Indicates analyte found in associated method blank
E = Indicates value exceeds calibration range N = Indicates presumptive evidence of a compound

Report of Analysis

Client Sample ID:	TT-SB-15-7.5-9.5		
Lab Sample ID:	JD35939-3	**Date Sampled:**	11/29/21
Matrix:	SO - Soil	**Date Received:**	11/30/21
Method:	SW846 8151A SW846 3546	**Percent Solids:**	89.3
Project:	2nd Avenue and 33-39th Street, Brooklyn, NY		

	File ID	DF	Analyzed	By	Prep Date	Prep Batch	Analytical Batch
Run #1	3G134413.D	1	12/06/21 01:18	CP	12/02/21 10:10	OP36906	G3G4903
Run #2							

	Initial Weight	Final Volume
Run #1	16.2 g	5.0 ml
Run #2		

Herbicide List

CAS No.	Compound	Result	RL	MDL	Units	Q
94-75-7	2,4-D	ND	17	7.7	ug/kg	
93-72-1	2,4,5-TP (Silvex)	ND	3.5	1.9	ug/kg	
93-76-5	2,4,5-T	ND	3.5	1.7	ug/kg	

CAS No.	Surrogate Recoveries	Run# 1	Run# 2	Limits
19719-28-9	2,4-DCAA	126% [a]		10-125%
19719-28-9	2,4-DCAA	43%		10-125%

(a) Outside control limits due to matrix interference.

ND = Not detected MDL = Method Detection Limit
RL = Reporting Limit
E = Indicates value exceeds calibration range

J = Indicates an estimated value
B = Indicates analyte found in associated method blank
N = Indicates presumptive evidence of a compound

Report of Analysis

Client Sample ID:	TT-SB-15-7.5-9.5		
Lab Sample ID:	JD35939-3	**Date Sampled:**	11/29/21
Matrix:	SO - Soil	**Date Received:**	11/30/21
Method:	SW846 8081B SW846 3546	**Percent Solids:**	89.3
Project:	2nd Avenue and 33-39th Street, Brooklyn, NY		

	File ID	DF	Analyzed	By	Prep Date	Prep Batch	Analytical Batch
Run #1	1G171723.D	1	12/04/21 01:07	RK	12/02/21 12:00	OP36907	G1G5924
Run #2							

	Initial Weight	Final Volume
Run #1	15.2 g	10.0 ml
Run #2		

Pesticide TCL List

CAS No.	Compound	Result	RL	MDL	Units	Q
309-00-2	Aldrin	ND	0.74	0.61	ug/kg	
319-84-6	alpha-BHC	ND	0.74	0.60	ug/kg	
319-85-7	beta-BHC	ND	0.74	0.67	ug/kg	
319-86-8	delta-BHC	ND	0.74	0.71	ug/kg	
58-89-9	gamma-BHC (Lindane)	ND	0.74	0.54	ug/kg	
5103-71-9	alpha-Chlordane	ND	0.74	0.59	ug/kg	
5103-74-2	gamma-Chlordane	ND	0.74	0.33	ug/kg	
60-57-1	Dieldrin	ND	0.74	0.51	ug/kg	
72-54-8	4,4'-DDD	ND	0.74	0.68	ug/kg	
72-55-9	4,4'-DDE	ND	0.74	0.65	ug/kg	
50-29-3	4,4'-DDT	ND	0.74	0.65	ug/kg	
72-20-8	Endrin	ND	0.74	0.57	ug/kg	
1031-07-8	Endosulfan sulfate	ND	0.74	0.58	ug/kg	
7421-93-4	Endrin aldehyde	ND	0.74	0.42	ug/kg	
959-98-8	Endosulfan-I	ND	0.74	0.42	ug/kg	
33213-65-9	Endosulfan-II	ND	0.74	0.46	ug/kg	
76-44-8	Heptachlor	ND	0.74	0.64	ug/kg	
1024-57-3	Heptachlor epoxide	ND	0.74	0.52	ug/kg	
72-43-5	Methoxychlor	ND	1.5	0.59	ug/kg	
53494-70-5	Endrin ketone	ND	0.74	0.53	ug/kg	
8001-35-2	Toxaphene	ND	18	17	ug/kg	

CAS No.	Surrogate Recoveries	Run# 1	Run# 2	Limits
877-09-8	Tetrachloro-m-xylene	99%		27-138%
877-09-8	Tetrachloro-m-xylene	95%		27-138%
2051-24-3	Decachlorobiphenyl	101%		10-179%
2051-24-3	Decachlorobiphenyl	99%		10-179%

ND = Not detected MDL = Method Detection Limit
RL = Reporting Limit
E = Indicates value exceeds calibration range

J = Indicates an estimated value
B = Indicates analyte found in associated method blank
N = Indicates presumptive evidence of a compound

Report of Analysis

Client Sample ID:	TT-SB-15-7.5-9.5		
Lab Sample ID:	JD35939-3	**Date Sampled:**	11/29/21
Matrix:	SO - Soil	**Date Received:**	11/30/21
Method:	SW846 8082A SW846 3546	**Percent Solids:**	89.3
Project:	2nd Avenue and 33-39th Street, Brooklyn, NY		

	File ID	DF	Analyzed	By	Prep Date	Prep Batch	Analytical Batch
Run #1	XX2475260.D	1	12/06/21 19:01	TL	12/02/21 12:00	OP36908	GXX7676
Run #2							

	Initial Weight	Final Volume
Run #1	15.2 g	10.0 ml
Run #2		

PCB List

CAS No.	Compound	Result	RL	MDL	Units	Q
12674-11-2	Aroclor 1016	ND	37	17	ug/kg	
11104-28-2	Aroclor 1221	ND	37	23	ug/kg	
11141-16-5	Aroclor 1232	ND	37	24	ug/kg	
53469-21-9	Aroclor 1242	ND	37	15	ug/kg	
12672-29-6	Aroclor 1248	ND	37	33	ug/kg	
11097-69-1	Aroclor 1254	ND	37	20	ug/kg	
11096-82-5	Aroclor 1260	ND	37	16	ug/kg	
11100-14-4	Aroclor 1268	ND	37	16	ug/kg	
37324-23-5	Aroclor 1262	ND	37	24	ug/kg	

CAS No.	Surrogate Recoveries	Run# 1	Run# 2	Limits
877-09-8	Tetrachloro-m-xylene	93%		24-152%
877-09-8	Tetrachloro-m-xylene	89%		24-152%
2051-24-3	Decachlorobiphenyl	91%		10-172%
2051-24-3	Decachlorobiphenyl	88%		10-172%

ND = Not detected MDL = Method Detection Limit
RL = Reporting Limit
E = Indicates value exceeds calibration range

J = Indicates an estimated value
B = Indicates analyte found in associated method blank
N = Indicates presumptive evidence of a compound

Report of Analysis

Client Sample ID:	TT-SB-15-7.5-9.5		
Lab Sample ID:	JD35939-3	**Date Sampled:**	11/29/21
Matrix:	SO - Soil	**Date Received:**	11/30/21
		Percent Solids:	89.3
Project:	2nd Avenue and 33-39th Street, Brooklyn, NY		

Metals Analysis

Analyte	Result	RL	Units	DF	Prep	Analyzed	By	Method	Prep Method
Aluminum	3340	57	mg/kg	1	12/04/21	12/05/21	ND	SW846 6010D [2]	SW846 3050B [4]
Antimony	< 2.3	2.3	mg/kg	1	12/04/21	12/05/21	ND	SW846 6010D [2]	SW846 3050B [4]
Arsenic	4.9	2.3	mg/kg	1	12/04/21	12/05/21	ND	SW846 6010D [2]	SW846 3050B [4]
Barium	60.2	23	mg/kg	1	12/04/21	12/05/21	ND	SW846 6010D [2]	SW846 3050B [4]
Beryllium	0.31	0.23	mg/kg	1	12/04/21	12/05/21	ND	SW846 6010D [2]	SW846 3050B [4]
Cadmium	< 0.57	0.57	mg/kg	1	12/04/21	12/05/21	ND	SW846 6010D [2]	SW846 3050B [4]
Calcium	948	570	mg/kg	1	12/04/21	12/05/21	ND	SW846 6010D [2]	SW846 3050B [4]
Chromium	10.1	1.1	mg/kg	1	12/04/21	12/05/21	ND	SW846 6010D [2]	SW846 3050B [4]
Cobalt	7.9	5.7	mg/kg	1	12/04/21	12/05/21	ND	SW846 6010D [2]	SW846 3050B [4]
Copper	58.9	2.9	mg/kg	1	12/04/21	12/05/21	ND	SW846 6010D [2]	SW846 3050B [4]
Iron	14900	57	mg/kg	1	12/04/21	12/05/21	ND	SW846 6010D [2]	SW846 3050B [4]
Lead	160	2.3	mg/kg	1	12/04/21	12/05/21	ND	SW846 6010D [2]	SW846 3050B [4]
Magnesium	989	570	mg/kg	1	12/04/21	12/05/21	ND	SW846 6010D [2]	SW846 3050B [4]
Manganese	246	1.7	mg/kg	1	12/04/21	12/05/21	ND	SW846 6010D [2]	SW846 3050B [4]
Mercury	0.61	0.033	mg/kg	1	12/02/21	12/02/21	SB	SW846 7471B [1]	SW846 7471B [3]
Nickel	17.2	4.6	mg/kg	1	12/04/21	12/05/21	ND	SW846 6010D [2]	SW846 3050B [4]
Potassium	< 1100	1100	mg/kg	1	12/04/21	12/05/21	ND	SW846 6010D [2]	SW846 3050B [4]
Selenium	< 2.3	2.3	mg/kg	1	12/04/21	12/05/21	ND	SW846 6010D [2]	SW846 3050B [4]
Silver	0.63	0.57	mg/kg	1	12/04/21	12/05/21	ND	SW846 6010D [2]	SW846 3050B [4]
Sodium	< 1100	1100	mg/kg	1	12/04/21	12/05/21	ND	SW846 6010D [2]	SW846 3050B [4]
Thallium	< 1.1	1.1	mg/kg	1	12/04/21	12/05/21	ND	SW846 6010D [2]	SW846 3050B [4]
Vanadium	16.0	5.7	mg/kg	1	12/04/21	12/05/21	ND	SW846 6010D [2]	SW846 3050B [4]
Zinc	82.9	5.7	mg/kg	1	12/04/21	12/05/21	ND	SW846 6010D [2]	SW846 3050B [4]

(1) Instrument QC Batch: MA51520
(2) Instrument QC Batch: MA51546
(3) Prep QC Batch: MP30119
(4) Prep QC Batch: MP30147

RL = Reporting Limit

Report of Analysis

Client Sample ID:	TT-SB-15-7.5-9.5		
Lab Sample ID:	JD35939-3	**Date Sampled:**	11/29/21
Matrix:	SO - Soil	**Date Received:**	11/30/21
		Percent Solids:	89.3
Project:	2nd Avenue and 33-39th Street, Brooklyn, NY		

General Chemistry

Analyte	Result	RL	Units	DF	Analyzed	By	Method
Cyanide	0.48	0.25	mg/kg	1	12/09/21 00:46	EB	SW846 9012B/LACHAT
Solids, Percent	89.3		%	1	12/01/21 15:55	BG	SM2540 G 18TH ED MOD

RL = Reporting Limit

Report of Analysis

Client Sample ID:	TT-SB-15-7.5-9.5		
Lab Sample ID:	JD35939-3A	**Date Sampled:**	11/29/21
Matrix:	SO - Soil	**Date Received:**	11/30/21
Method:	EPA 537M BY ID IN HOUSE	**Percent Solids:**	89.3
Project:	2nd Avenue and 33-39th Street, Brooklyn, NY		

	File ID	DF	Analyzed	By	Prep Date	Prep Batch	Analytical Batch
Run #1 [a]	3Q51027.D	1	12/22/21 05:42	AFL	12/15/21 08:30	F:OP88850	F:S3Q713
Run #2							

	Initial Weight	Final Volume
Run #1	2.07 g	1.0 ml
Run #2		

PFAS List

CAS No.	Compound	Result	RL	MDL	Units	Q
PERFLUOROALKYLCARBOXYLIC ACIDS						
375-22-4	Perfluorobutanoic acid	ND	1.1	0.41	ug/kg	
2706-90-3	Perfluoropentanoic acid	ND	0.54	0.27	ug/kg	
307-24-4	Perfluorohexanoic acid	ND	0.54	0.27	ug/kg	
375-85-9	Perfluoroheptanoic acid	ND	0.54	0.27	ug/kg	
335-67-1	Perfluorooctanoic acid	1.7	0.54	0.27	ug/kg	
375-95-1	Perfluorononanoic acid	ND	0.54	0.27	ug/kg	
335-76-2	Perfluorodecanoic acid	ND	0.54	0.27	ug/kg	
2058-94-8	Perfluoroundecanoic acid	ND	0.54	0.27	ug/kg	
307-55-1	Perfluorododecanoic acid	ND	0.54	0.27	ug/kg	
72629-94-8	Perfluorotridecanoic acid	ND	0.54	0.29	ug/kg	
376-06-7	Perfluorotetradecanoic acid	ND	0.54	0.27	ug/kg	
PERFLUOROALKYLSULFONIC ACIDS						
375-73-5	Perfluorobutanesulfonic acid	ND	0.54	0.27	ug/kg	
355-46-4	Perfluorohexanesulfonic acid	ND	0.54	0.27	ug/kg	
375-92-8	Perfluoroheptanesulfonic acid	ND	0.54	0.27	ug/kg	
1763-23-1	Perfluorooctanesulfonic acid	ND	0.54	0.27	ug/kg	
335-77-3	Perfluorodecanesulfonic acid	ND	0.54	0.27	ug/kg	
PERFLUOROOCTANESULFONAMIDES						
754-91-6	PFOSA	ND	0.54	0.27	ug/kg	
PERFLUOROOCTANESULFONAMIDOACETIC ACIDS						
2355-31-9	MeFOSAA	ND	1.1	0.54	ug/kg	
2991-50-6	EtFOSAA	ND	1.1	0.54	ug/kg	
FLUOROTELOMER SULFONATES						
27619-97-2	6:2 Fluorotelomer sulfonate	ND	1.1	0.27	ug/kg	
39108-34-4	8:2 Fluorotelomer sulfonate	ND	1.1	0.27	ug/kg	

ND = Not detected MDL = Method Detection Limit J = Indicates an estimated value
RL = Reporting Limit B = Indicates analyte found in associated method blank
E = Indicates value exceeds calibration range N = Indicates presumptive evidence of a compound

Report of Analysis

Client Sample ID:	TT-SB-15-7.5-9.5		
Lab Sample ID:	JD35939-3A	**Date Sampled:**	11/29/21
Matrix:	SO - Soil	**Date Received:**	11/30/21
Method:	EPA 537M BY ID IN HOUSE	**Percent Solids:**	89.3
Project:	2nd Avenue and 33-39th Street, Brooklyn, NY		

PFAS List

CAS No.	ID Standard Recoveries	Run# 1	Run# 2	Limits
	13C4-PFBA	106%		40-140%
	13C5-PFPeA	108%		50-150%
	13C5-PFHxA	109%		50-150%
	13C4-PFHpA	111%		50-150%
	13C8-PFOA	111%		50-150%
	13C9-PFNA	114%		50-150%
	13C6-PFDA	115%		50-150%
	13C7-PFUnDA	118%		40-140%
	13C2-PFDoDA	112%		40-140%
	13C2-PFTeDA	110%		30-130%
	13C3-PFBS	108%		50-150%
	13C3-PFHxS	113%		50-150%
	13C8-PFOS	110%		50-150%
	13C8-FOSA	113%		30-130%
	d3-MeFOSAA	111%		40-140%
	d5-EtFOSAA	107%		40-140%
	13C2-6:2FTS	105%		50-150%
	13C2-8:2FTS	107%		50-150%

(a) Analysis performed at SGS Orlando, FL.

ND = Not detected MDL = Method Detection Limit
RL = Reporting Limit
E = Indicates value exceeds calibration range

J = Indicates an estimated value
B = Indicates analyte found in associated method blank
N = Indicates presumptive evidence of a compound

Report of Analysis

Client Sample ID:	TT-SB-16-7.5-9.5		
Lab Sample ID:	JD35939-4	**Date Sampled:**	11/29/21
Matrix:	SO - Soil	**Date Received:**	11/30/21
Method:	SW846 8260D SW846 5035	**Percent Solids:**	88.7
Project:	2nd Avenue and 33-39th Street, Brooklyn, NY		

	File ID	DF	Analyzed	By	Prep Date	Prep Batch	Analytical Batch
Run #1	I240288.D	1	12/02/21 13:09	PS	12/01/21 08:00	n/a	VI9769
Run #2							

	Initial Weight
Run #1	6.7 g
Run #2	

VOA TCL List

CAS No.	Compound	Result	RL	MDL	Units	Q
67-64-1	Acetone	ND	8.4	3.5	ug/kg	
71-43-2	Benzene	ND	0.42	0.38	ug/kg	
74-97-5	Bromochloromethane	ND	4.2	0.47	ug/kg	
75-27-4	Bromodichloromethane	ND	1.7	0.36	ug/kg	
75-25-2	Bromoform	ND	4.2	1.1	ug/kg	
74-83-9	Bromomethane	ND	4.2	0.64	ug/kg	
78-93-3	2-Butanone (MEK)	ND	8.4	2.0	ug/kg	
75-15-0	Carbon disulfide	ND	1.7	0.45	ug/kg	
56-23-5	Carbon tetrachloride	ND	1.7	0.52	ug/kg	
108-90-7	Chlorobenzene	ND	1.7	0.39	ug/kg	
75-00-3	Chloroethane	ND	4.2	0.50	ug/kg	
67-66-3	Chloroform	ND	1.7	0.44	ug/kg	
74-87-3	Chloromethane	ND	4.2	1.6	ug/kg	
110-82-7	Cyclohexane	ND	1.7	0.55	ug/kg	
96-12-8	1,2-Dibromo-3-chloropropane	ND	1.7	0.58	ug/kg	
124-48-1	Dibromochloromethane	ND	1.7	0.47	ug/kg	
106-93-4	1,2-Dibromoethane	ND	0.84	0.35	ug/kg	
95-50-1	1,2-Dichlorobenzene	ND	0.84	0.46	ug/kg	
541-73-1	1,3-Dichlorobenzene	ND	0.84	0.42	ug/kg	
106-46-7	1,4-Dichlorobenzene	ND	0.84	0.42	ug/kg	
75-71-8	Dichlorodifluoromethane	ND	4.2	0.61	ug/kg	
75-34-3	1,1-Dichloroethane	ND	0.84	0.42	ug/kg	
107-06-2	1,2-Dichloroethane	ND	0.84	0.40	ug/kg	
75-35-4	1,1-Dichloroethene	ND	0.84	0.55	ug/kg	
156-59-2	cis-1,2-Dichloroethene	ND	0.84	0.71	ug/kg	
156-60-5	trans-1,2-Dichloroethene	ND	0.84	0.51	ug/kg	
78-87-5	1,2-Dichloropropane	ND	1.7	0.40	ug/kg	
10061-01-5	cis-1,3-Dichloropropene	ND	1.7	0.40	ug/kg	
10061-02-6	trans-1,3-Dichloropropene	ND	1.7	0.38	ug/kg	
100-41-4	Ethylbenzene	ND	0.84	0.38	ug/kg	
76-13-1	Freon 113	ND	4.2	2.2	ug/kg	
591-78-6	2-Hexanone	ND	4.2	1.8	ug/kg	

ND = Not detected MDL = Method Detection Limit
RL = Reporting Limit
E = Indicates value exceeds calibration range

J = Indicates an estimated value
B = Indicates analyte found in associated method blank
N = Indicates presumptive evidence of a compound

Report of Analysis

Client Sample ID:	TT-SB-16-7.5-9.5		
Lab Sample ID:	JD35939-4	**Date Sampled:**	11/29/21
Matrix:	SO - Soil	**Date Received:**	11/30/21
Method:	SW846 8260D SW846 5035	**Percent Solids:**	88.7
Project:	2nd Avenue and 33-39th Street, Brooklyn, NY		

VOA TCL List

CAS No.	Compound	Result	RL	MDL	Units	Q
98-82-8	Isopropylbenzene	ND	1.7	1.2	ug/kg	
79-20-9	Methyl Acetate	ND	4.2	1.2	ug/kg	
108-87-2	Methylcyclohexane	ND	1.7	0.74	ug/kg	
1634-04-4	Methyl Tert Butyl Ether	ND	0.84	0.39	ug/kg	
108-10-1	4-Methyl-2-pentanone(MIBK)	ND	4.2	1.9	ug/kg	
75-09-2	Methylene chloride	ND	4.2	2.2	ug/kg	
100-42-5	Styrene	ND	1.7	0.34	ug/kg	
79-34-5	1,1,2,2-Tetrachloroethane	ND	1.7	0.50	ug/kg	
127-18-4	Tetrachloroethene	ND	1.7	0.49	ug/kg	
108-88-3	Toluene	ND	0.84	0.44	ug/kg	
87-61-6	1,2,3-Trichlorobenzene	ND	4.2	2.1	ug/kg	
120-82-1	1,2,4-Trichlorobenzene	ND	4.2	2.1	ug/kg	
71-55-6	1,1,1-Trichloroethane	ND	1.7	0.41	ug/kg	
79-00-5	1,1,2-Trichloroethane	ND	1.7	0.47	ug/kg	
79-01-6	Trichloroethene	ND	0.84	0.64	ug/kg	
75-69-4	Trichlorofluoromethane	ND	4.2	0.58	ug/kg	
75-01-4	Vinyl chloride	ND	1.7	0.40	ug/kg	
	m,p-Xylene	ND	0.84	0.75	ug/kg	
95-47-6	o-Xylene	ND	0.84	0.39	ug/kg	
1330-20-7	Xylene (total)	ND	0.84	0.39	ug/kg	

CAS No.	Surrogate Recoveries	Run# 1	Run# 2	Limits
1868-53-7	Dibromofluoromethane	105%		72-130%
17060-07-0	1,2-Dichloroethane-D4	105%		75-131%
2037-26-5	Toluene-D8	89%		81-121%
460-00-4	4-Bromofluorobenzene	95%		60-141%

CAS No.	Tentatively Identified Compounds	R.T.	Est. Conc.	Units	Q
	Total TIC, Volatile		0	ug/kg	

ND = Not detected MDL = Method Detection Limit
RL = Reporting Limit
E = Indicates value exceeds calibration range

J = Indicates an estimated value
B = Indicates analyte found in associated method blank
N = Indicates presumptive evidence of a compound

Report of Analysis

Client Sample ID:	TT-SB-16-7.5-9.5		
Lab Sample ID:	JD35939-4	**Date Sampled:**	11/29/21
Matrix:	SO - Soil	**Date Received:**	11/30/21
Method:	SW846 8270E SW846 3546	**Percent Solids:**	88.7
Project:	2nd Avenue and 33-39th Street, Brooklyn, NY		

	File ID	DF	Analyzed	By	Prep Date	Prep Batch	Analytical Batch
Run #1	3E115504.D	1	12/05/21 12:32	KLS	12/03/21 12:30	OP36903	E3E5278
Run #2							

	Initial Weight	Final Volume
Run #1	31.4 g	1.0 ml
Run #2		

ABN TCL List (SOM0 2.0)

CAS No.	Compound	Result	RL	MDL	Units	Q
95-57-8	2-Chlorophenol	ND	72	18	ug/kg	
59-50-7	4-Chloro-3-methyl phenol	ND	180	22	ug/kg	
120-83-2	2,4-Dichlorophenol	ND	180	31	ug/kg	
105-67-9	2,4-Dimethylphenol	ND	180	64	ug/kg	
51-28-5	2,4-Dinitrophenol	ND	180	140	ug/kg	
534-52-1	4,6-Dinitro-o-cresol	ND	180	38	ug/kg	
95-48-7	2-Methylphenol	ND	72	23	ug/kg	
	3&4-Methylphenol	ND	72	30	ug/kg	
88-75-5	2-Nitrophenol	ND	180	24	ug/kg	
100-02-7	4-Nitrophenol [a]	ND	360	96	ug/kg	
87-86-5	Pentachlorophenol	ND	140	34	ug/kg	
108-95-2	Phenol	ND	72	19	ug/kg	
58-90-2	2,3,4,6-Tetrachlorophenol	ND	180	24	ug/kg	
95-95-4	2,4,5-Trichlorophenol	ND	180	27	ug/kg	
88-06-2	2,4,6-Trichlorophenol	ND	180	21	ug/kg	
83-32-9	Acenaphthene	ND	36	12	ug/kg	
208-96-8	Acenaphthylene	ND	36	18	ug/kg	
98-86-2	Acetophenone	ND	180	7.7	ug/kg	
120-12-7	Anthracene	ND	36	22	ug/kg	
1912-24-9	Atrazine	ND	72	15	ug/kg	
56-55-3	Benzo(a)anthracene	ND	36	10	ug/kg	
50-32-8	Benzo(a)pyrene	ND	36	16	ug/kg	
205-99-2	Benzo(b)fluoranthene	ND	36	16	ug/kg	
191-24-2	Benzo(g,h,i)perylene	ND	36	18	ug/kg	
207-08-9	Benzo(k)fluoranthene	ND	36	17	ug/kg	
101-55-3	4-Bromophenyl phenyl ether	ND	72	14	ug/kg	
85-68-7	Butyl benzyl phthalate	ND	72	8.8	ug/kg	
92-52-4	1,1'-Biphenyl	ND	72	4.9	ug/kg	
100-52-7	Benzaldehyde	ND	180	8.9	ug/kg	
91-58-7	2-Chloronaphthalene	ND	72	8.5	ug/kg	
106-47-8	4-Chloroaniline	ND	180	13	ug/kg	
86-74-8	Carbazole	ND	72	5.2	ug/kg	

ND = Not detected MDL = Method Detection Limit J = Indicates an estimated value
RL = Reporting Limit B = Indicates analyte found in associated method blank
E = Indicates value exceeds calibration range N = Indicates presumptive evidence of a compound

Report of Analysis

Client Sample ID:	TT-SB-16-7.5-9.5		
Lab Sample ID:	JD35939-4	**Date Sampled:**	11/29/21
Matrix:	SO - Soil	**Date Received:**	11/30/21
Method:	SW846 8270E SW846 3546	**Percent Solids:**	88.7
Project:	2nd Avenue and 33-39th Street, Brooklyn, NY		

ABN TCL List (SOM0 2.0)

CAS No.	Compound	Result	RL	MDL	Units	Q
105-60-2	Caprolactam [a]	ND	72	14	ug/kg	
218-01-9	Chrysene	ND	36	11	ug/kg	
111-91-1	bis(2-Chloroethoxy)methane	ND	72	7.7	ug/kg	
111-44-4	bis(2-Chloroethyl)ether	ND	72	15	ug/kg	
108-60-1	2,2'-Oxybis(1-chloropropane)	ND	72	13	ug/kg	
7005-72-3	4-Chlorophenyl phenyl ether	ND	72	12	ug/kg	
121-14-2	2,4-Dinitrotoluene	ND	36	11	ug/kg	
606-20-2	2,6-Dinitrotoluene	ND	36	18	ug/kg	
91-94-1	3,3'-Dichlorobenzidine	ND	72	30	ug/kg	
123-91-1	1,4-Dioxane	ND	36	24	ug/kg	
53-70-3	Dibenzo(a,h)anthracene	ND	36	16	ug/kg	
132-64-9	Dibenzofuran	ND	72	15	ug/kg	
84-74-2	Di-n-butyl phthalate	ND	72	5.9	ug/kg	
117-84-0	Di-n-octyl phthalate	ND	72	8.9	ug/kg	
84-66-2	Diethyl phthalate	ND	72	7.6	ug/kg	
131-11-3	Dimethyl phthalate	ND	72	6.4	ug/kg	
117-81-7	bis(2-Ethylhexyl)phthalate	ND	72	8.4	ug/kg	
206-44-0	Fluoranthene	ND	36	16	ug/kg	
86-73-7	Fluorene	ND	36	16	ug/kg	
118-74-1	Hexachlorobenzene	ND	72	9.1	ug/kg	
87-68-3	Hexachlorobutadiene	ND	36	14	ug/kg	
77-47-4	Hexachlorocyclopentadiene [a]	ND	360	14	ug/kg	
67-72-1	Hexachloroethane	ND	180	18	ug/kg	
193-39-5	Indeno(1,2,3-cd)pyrene	ND	36	17	ug/kg	
78-59-1	Isophorone	ND	72	7.7	ug/kg	
91-57-6	2-Methylnaphthalene	ND	36	8.1	ug/kg	
88-74-4	2-Nitroaniline	ND	180	8.5	ug/kg	
99-09-2	3-Nitroaniline	ND	180	9.0	ug/kg	
100-01-6	4-Nitroaniline	ND	180	9.3	ug/kg	
91-20-3	Naphthalene	ND	36	10	ug/kg	
98-95-3	Nitrobenzene	ND	72	14	ug/kg	
621-64-7	N-Nitroso-di-n-propylamine	ND	72	10	ug/kg	
86-30-6	N-Nitrosodiphenylamine	ND	180	13	ug/kg	
85-01-8	Phenanthrene	ND	36	12	ug/kg	
129-00-0	Pyrene	ND	36	11	ug/kg	
95-94-3	1,2,4,5-Tetrachlorobenzene	ND	180	9.1	ug/kg	

CAS No.	Surrogate Recoveries	Run# 1	Run# 2	Limits
367-12-4	2-Fluorophenol	35%		10-109%

ND = Not detected MDL = Method Detection Limit
RL = Reporting Limit
E = Indicates value exceeds calibration range

J = Indicates an estimated value
B = Indicates analyte found in associated method blank
N = Indicates presumptive evidence of a compound

Report of Analysis

Client Sample ID:	TT-SB-16-7.5-9.5		
Lab Sample ID:	JD35939-4	**Date Sampled:**	11/29/21
Matrix:	SO - Soil	**Date Received:**	11/30/21
Method:	SW846 8270E SW846 3546	**Percent Solids:**	88.7
Project:	2nd Avenue and 33-39th Street, Brooklyn, NY		

ABN TCL List (SOM0 2.0)

CAS No.	Surrogate Recoveries	Run# 1	Run# 2	Limits
4165-62-2	Phenol-d5	36%		10-105%
118-79-6	2,4,6-Tribromophenol	54%		10-135%
4165-60-0	Nitrobenzene-d5	41%		10-119%
321-60-8	2-Fluorobiphenyl	42%		18-112%
1718-51-0	Terphenyl-d14	45%		18-125%

CAS No.	Tentatively Identified Compounds	R.T.	Est. Conc.	Units	Q
	System artifact	2.74	200	ug/kg	J
	System artifact/aldol-condensation	2.81	210	ug/kg	J
301-02-0	9-Octadecenamide, (Z)-	12.59	400	ug/kg	JN
	Total TIC, Semi-Volatile		400	ug/kg	J

(a) Associated CCV outside of control limits high, sample was ND.

ND = Not detected MDL = Method Detection Limit
RL = Reporting Limit
E = Indicates value exceeds calibration range

J = Indicates an estimated value
B = Indicates analyte found in associated method blank
N = Indicates presumptive evidence of a compound

Report of Analysis

Client Sample ID:	TT-SB-16-7.5-9.5		
Lab Sample ID:	JD35939-4	**Date Sampled:**	11/29/21
Matrix:	SO - Soil	**Date Received:**	11/30/21
Method:	SW846 8270E BY SIM SW846 3546	**Percent Solids:**	88.7
Project:	2nd Avenue and 33-39th Street, Brooklyn, NY		

	File ID	DF	Analyzed	By	Prep Date	Prep Batch	Analytical Batch
Run #1	4M105231.D	1	12/17/21 15:36	KLS	12/01/21 16:25	OP36903A	E4M4890
Run #2							

	Initial Weight	Final Volume
Run #1	31.4 g	1.0 ml
Run #2		

CAS No.	Compound	Result	RL	MDL	Units	Q
123-91-1	1,4-Dioxane	ND	3.6	1.8	ug/kg	

CAS No.	Surrogate Recoveries	Run# 1	Run# 2	Limits
4165-60-0	Nitrobenzene-d5	50%		10-107%
321-60-8	2-Fluorobiphenyl	47%		17-91%
1718-51-0	Terphenyl-d14	54%		17-105%

ND = Not detected MDL = Method Detection Limit
RL = Reporting Limit
E = Indicates value exceeds calibration range

J = Indicates an estimated value
B = Indicates analyte found in associated method blank
N = Indicates presumptive evidence of a compound

Report of Analysis

Client Sample ID:	TT-SB-16-7.5-9.5		
Lab Sample ID:	JD35939-4	**Date Sampled:**	11/29/21
Matrix:	SO - Soil	**Date Received:**	11/30/21
Method:	SW846 8151A SW846 3546	**Percent Solids:**	88.7
Project:	2nd Avenue and 33-39th Street, Brooklyn, NY		

	File ID	DF	Analyzed	By	Prep Date	Prep Batch	Analytical Batch
Run #1	3G134416.D	1	12/06/21 02:41	CP	12/02/21 10:10	OP36906	G3G4903
Run #2							

	Initial Weight	Final Volume
Run #1	15.8 g	5.0 ml
Run #2		

Herbicide List

CAS No.	Compound	Result	RL	MDL	Units	Q
94-75-7	2,4-D	ND	18	8.0	ug/kg	
93-72-1	2,4,5-TP (Silvex)	ND	3.6	2.0	ug/kg	
93-76-5	2,4,5-T	ND	3.6	1.8	ug/kg	

CAS No.	Surrogate Recoveries	Run# 1	Run# 2	Limits
19719-28-9	2,4-DCAA	26%		10-125%
19719-28-9	2,4-DCAA	33%		10-125%

ND = Not detected MDL = Method Detection Limit
RL = Reporting Limit
E = Indicates value exceeds calibration range

J = Indicates an estimated value
B = Indicates analyte found in associated method blank
N = Indicates presumptive evidence of a compound

Report of Analysis

Client Sample ID:	TT-SB-16-7.5-9.5		
Lab Sample ID:	JD35939-4	**Date Sampled:**	11/29/21
Matrix:	SO - Soil	**Date Received:**	11/30/21
Method:	SW846 8081B SW846 3546	**Percent Solids:**	88.7
Project:	2nd Avenue and 33-39th Street, Brooklyn, NY		

	File ID	DF	Analyzed	By	Prep Date	Prep Batch	Analytical Batch
Run #1	1G171724.D	1	12/04/21 01:25	RK	12/02/21 12:00	OP36907	G1G5924
Run #2							

	Initial Weight	Final Volume
Run #1	16.6 g	10.0 ml
Run #2		

Pesticide TCL List

CAS No.	Compound	Result	RL	MDL	Units	Q
309-00-2	Aldrin	ND	0.68	0.56	ug/kg	
319-84-6	alpha-BHC	ND	0.68	0.55	ug/kg	
319-85-7	beta-BHC	ND	0.68	0.61	ug/kg	
319-86-8	delta-BHC	ND	0.68	0.65	ug/kg	
58-89-9	gamma-BHC (Lindane)	ND	0.68	0.50	ug/kg	
5103-71-9	alpha-Chlordane	ND	0.68	0.55	ug/kg	
5103-74-2	gamma-Chlordane	ND	0.68	0.31	ug/kg	
60-57-1	Dieldrin	ND	0.68	0.47	ug/kg	
72-54-8	4,4'-DDD	ND	0.68	0.62	ug/kg	
72-55-9	4,4'-DDE	ND	0.68	0.60	ug/kg	
50-29-3	4,4'-DDT	ND	0.68	0.60	ug/kg	
72-20-8	Endrin	ND	0.68	0.53	ug/kg	
1031-07-8	Endosulfan sulfate	ND	0.68	0.53	ug/kg	
7421-93-4	Endrin aldehyde	ND	0.68	0.39	ug/kg	
959-98-8	Endosulfan-I	ND	0.68	0.39	ug/kg	
33213-65-9	Endosulfan-II	ND	0.68	0.42	ug/kg	
76-44-8	Heptachlor	ND	0.68	0.59	ug/kg	
1024-57-3	Heptachlor epoxide	ND	0.68	0.48	ug/kg	
72-43-5	Methoxychlor	ND	1.4	0.54	ug/kg	
53494-70-5	Endrin ketone	ND	0.68	0.49	ug/kg	
8001-35-2	Toxaphene	ND	17	16	ug/kg	

CAS No.	Surrogate Recoveries	Run# 1	Run# 2	Limits
877-09-8	Tetrachloro-m-xylene	96%		27-138%
877-09-8	Tetrachloro-m-xylene	99%		27-138%
2051-24-3	Decachlorobiphenyl	81%		10-179%
2051-24-3	Decachlorobiphenyl	89%		10-179%

ND = Not detected MDL = Method Detection Limit
RL = Reporting Limit
E = Indicates value exceeds calibration range

J = Indicates an estimated value
B = Indicates analyte found in associated method blank
N = Indicates presumptive evidence of a compound

Report of Analysis

Client Sample ID:	TT-SB-16-7.5-9.5		
Lab Sample ID:	JD35939-4	**Date Sampled:**	11/29/21
Matrix:	SO - Soil	**Date Received:**	11/30/21
Method:	SW846 8082A SW846 3546	**Percent Solids:**	88.7
Project:	2nd Avenue and 33-39th Street, Brooklyn, NY		

	File ID	DF	Analyzed	By	Prep Date	Prep Batch	Analytical Batch
Run #1	XX2475261.D	1	12/06/21 19:19	TL	12/02/21 12:00	OP36908	GXX7676
Run #2							

	Initial Weight	Final Volume
Run #1	16.6 g	10.0 ml
Run #2		

PCB List

CAS No.	Compound	Result	RL	MDL	Units	Q
12674-11-2	Aroclor 1016	ND	34	16	ug/kg	
11104-28-2	Aroclor 1221	ND	34	21	ug/kg	
11141-16-5	Aroclor 1232	ND	34	22	ug/kg	
53469-21-9	Aroclor 1242	ND	34	14	ug/kg	
12672-29-6	Aroclor 1248	ND	34	30	ug/kg	
11097-69-1	Aroclor 1254	ND	34	18	ug/kg	
11096-82-5	Aroclor 1260	ND	34	14	ug/kg	
11100-14-4	Aroclor 1268	ND	34	14	ug/kg	
37324-23-5	Aroclor 1262	ND	34	22	ug/kg	

CAS No.	Surrogate Recoveries	Run# 1	Run# 2	Limits
877-09-8	Tetrachloro-m-xylene	103%		24-152%
877-09-8	Tetrachloro-m-xylene	101%		24-152%
2051-24-3	Decachlorobiphenyl	109%		10-172%
2051-24-3	Decachlorobiphenyl	102%		10-172%

ND = Not detected MDL = Method Detection Limit
RL = Reporting Limit
E = Indicates value exceeds calibration range

J = Indicates an estimated value
B = Indicates analyte found in associated method blank
N = Indicates presumptive evidence of a compound

Report of Analysis

Client Sample ID:	TT-SB-16-7.5-9.5		
Lab Sample ID:	JD35939-4	**Date Sampled:**	11/29/21
Matrix:	SO - Soil	**Date Received:**	11/30/21
		Percent Solids:	88.7
Project:	2nd Avenue and 33-39th Street, Brooklyn, NY		

Metals Analysis

Analyte	Result	RL	Units	DF	Prep	Analyzed	By	Method	Prep Method
Aluminum	6240	57	mg/kg	1	12/04/21	12/05/21	ND	SW846 6010D [2]	SW846 3050B [4]
Antimony	< 2.3	2.3	mg/kg	1	12/04/21	12/05/21	ND	SW846 6010D [2]	SW846 3050B [4]
Arsenic	2.4	2.3	mg/kg	1	12/04/21	12/05/21	ND	SW846 6010D [2]	SW846 3050B [4]
Barium	33.7	23	mg/kg	1	12/04/21	12/05/21	ND	SW846 6010D [2]	SW846 3050B [4]
Beryllium	0.51	0.23	mg/kg	1	12/04/21	12/05/21	ND	SW846 6010D [2]	SW846 3050B [4]
Cadmium	< 0.57	0.57	mg/kg	1	12/04/21	12/05/21	ND	SW846 6010D [2]	SW846 3050B [4]
Calcium	1340	570	mg/kg	1	12/04/21	12/05/21	ND	SW846 6010D [2]	SW846 3050B [4]
Chromium	14.9	1.1	mg/kg	1	12/04/21	12/05/21	ND	SW846 6010D [2]	SW846 3050B [4]
Cobalt	6.6	5.7	mg/kg	1	12/04/21	12/05/21	ND	SW846 6010D [2]	SW846 3050B [4]
Copper	11.7	2.8	mg/kg	1	12/04/21	12/05/21	ND	SW846 6010D [2]	SW846 3050B [4]
Iron	11200	57	mg/kg	1	12/04/21	12/05/21	ND	SW846 6010D [2]	SW846 3050B [4]
Lead	8.7	2.3	mg/kg	1	12/04/21	12/05/21	ND	SW846 6010D [2]	SW846 3050B [4]
Magnesium	2470	570	mg/kg	1	12/04/21	12/05/21	ND	SW846 6010D [2]	SW846 3050B [4]
Manganese	167	1.7	mg/kg	1	12/04/21	12/05/21	ND	SW846 6010D [2]	SW846 3050B [4]
Mercury	< 0.037	0.037	mg/kg	1	12/02/21	12/02/21	SB	SW846 7471B [1]	SW846 7471B [3]
Nickel	23.0	4.6	mg/kg	1	12/04/21	12/05/21	ND	SW846 6010D [2]	SW846 3050B [4]
Potassium	< 1100	1100	mg/kg	1	12/04/21	12/05/21	ND	SW846 6010D [2]	SW846 3050B [4]
Selenium	< 2.3	2.3	mg/kg	1	12/04/21	12/05/21	ND	SW846 6010D [2]	SW846 3050B [4]
Silver	< 0.57	0.57	mg/kg	1	12/04/21	12/05/21	ND	SW846 6010D [2]	SW846 3050B [4]
Sodium	< 1100	1100	mg/kg	1	12/04/21	12/05/21	ND	SW846 6010D [2]	SW846 3050B [4]
Thallium	< 1.1	1.1	mg/kg	1	12/04/21	12/05/21	ND	SW846 6010D [2]	SW846 3050B [4]
Vanadium	21.2	5.7	mg/kg	1	12/04/21	12/05/21	ND	SW846 6010D [2]	SW846 3050B [4]
Zinc	32.2	5.7	mg/kg	1	12/04/21	12/05/21	ND	SW846 6010D [2]	SW846 3050B [4]

(1) Instrument QC Batch: MA51520
(2) Instrument QC Batch: MA51546
(3) Prep QC Batch: MP30120
(4) Prep QC Batch: MP30147

RL = Reporting Limit

Report of Analysis

Client Sample ID:	TT-SB-16-7.5-9.5		
Lab Sample ID:	JD35939-4	**Date Sampled:**	11/29/21
Matrix:	SO - Soil	**Date Received:**	11/30/21
		Percent Solids:	88.7
Project:	2nd Avenue and 33-39th Street, Brooklyn, NY		

General Chemistry

Analyte	Result	RL	Units	DF	Analyzed	By	Method
Cyanide	< 0.32	0.32	mg/kg	1	12/09/21 00:47	EB	SW846 9012B/LACHAT
Solids, Percent	88.7		%	1	12/01/21 15:55	BG	SM2540 G 18TH ED MOD

RL = Reporting Limit

Report of Analysis

Client Sample ID:	TT-SB-16-7.5-9.5		
Lab Sample ID:	JD35939-4A	**Date Sampled:**	11/29/21
Matrix:	SO - Soil	**Date Received:**	11/30/21
Method:	EPA 537M BY ID IN HOUSE	**Percent Solids:**	88.7
Project:	2nd Avenue and 33-39th Street, Brooklyn, NY		

	File ID	DF	Analyzed	By	Prep Date	Prep Batch	Analytical Batch
Run #1 [a]	3Q51073.D	1	12/23/21 01:12	AFL	12/15/21 08:30	F:OP88850	F:S3Q714
Run #2							

	Initial Weight	Final Volume
Run #1	1.94 g	1.0 ml
Run #2		

PFAS List

CAS No.	Compound	Result	RL	MDL	Units	Q
PERFLUOROALKYLCARBOXYLIC ACIDS						
375-22-4	Perfluorobutanoic acid	ND	1.2	0.44	ug/kg	
2706-90-3	Perfluoropentanoic acid	ND	0.58	0.29	ug/kg	
307-24-4	Perfluorohexanoic acid	ND	0.58	0.29	ug/kg	
375-85-9	Perfluoroheptanoic acid	ND	0.58	0.29	ug/kg	
335-67-1	Perfluorooctanoic acid	ND	0.58	0.29	ug/kg	
375-95-1	Perfluorononanoic acid	ND	0.58	0.29	ug/kg	
335-76-2	Perfluorodecanoic acid	ND	0.58	0.29	ug/kg	
2058-94-8	Perfluoroundecanoic acid	ND	0.58	0.29	ug/kg	
307-55-1	Perfluorododecanoic acid	ND	0.58	0.29	ug/kg	
72629-94-8	Perfluorotridecanoic acid	ND	0.58	0.31	ug/kg	
376-06-7	Perfluorotetradecanoic acid	ND	0.58	0.29	ug/kg	
PERFLUOROALKYLSULFONIC ACIDS						
375-73-5	Perfluorobutanesulfonic acid	ND	0.58	0.29	ug/kg	
355-46-4	Perfluorohexanesulfonic acid	ND	0.58	0.29	ug/kg	
375-92-8	Perfluoroheptanesulfonic acid	ND	0.58	0.29	ug/kg	
1763-23-1	Perfluorooctanesulfonic acid	ND	0.58	0.29	ug/kg	
335-77-3	Perfluorodecanesulfonic acid	ND	0.58	0.29	ug/kg	
PERFLUOROOCTANESULFONAMIDES						
754-91-6	PFOSA	ND	0.58	0.29	ug/kg	
PERFLUOROOCTANESULFONAMIDOACETIC ACIDS						
2355-31-9	MeFOSAA	ND	1.2	0.58	ug/kg	
2991-50-6	EtFOSAA	ND	1.2	0.58	ug/kg	
FLUOROTELOMER SULFONATES						
27619-97-2	6:2 Fluorotelomer sulfonate	ND	1.2	0.29	ug/kg	
39108-34-4	8:2 Fluorotelomer sulfonate	ND	1.2	0.29	ug/kg	

ND = Not detected MDL = Method Detection Limit J = Indicates an estimated value
RL = Reporting Limit B = Indicates analyte found in associated method blank
E = Indicates value exceeds calibration range N = Indicates presumptive evidence of a compound

Report of Analysis

Client Sample ID:	TT-SB-16-7.5-9.5		
Lab Sample ID:	JD35939-4A	**Date Sampled:**	11/29/21
Matrix:	SO - Soil	**Date Received:**	11/30/21
Method:	EPA 537M BY ID IN HOUSE	**Percent Solids:**	88.7
Project:	2nd Avenue and 33-39th Street, Brooklyn, NY		

PFAS List

CAS No.	ID Standard Recoveries	Run# 1	Run# 2	Limits
	13C4-PFBA	103%		40-140%
	13C5-PFPeA	103%		50-150%
	13C5-PFHxA	103%		50-150%
	13C4-PFHpA	103%		50-150%
	13C8-PFOA	105%		50-150%
	13C9-PFNA	105%		50-150%
	13C6-PFDA	106%		50-150%
	13C7-PFUnDA	104%		40-140%
	13C2-PFDoDA	106%		40-140%
	13C2-PFTeDA	103%		30-130%
	13C3-PFBS	103%		50-150%
	13C3-PFHxS	104%		50-150%
	13C8-PFOS	104%		50-150%
	13C8-FOSA	107%		30-130%
	d3-MeFOSAA	98%		40-140%
	d5-EtFOSAA	97%		40-140%
	13C2-6:2FTS	99%		50-150%
	13C2-8:2FTS	101%		50-150%

(a) Analysis performed at SGS Orlando, FL.

ND = Not detected MDL = Method Detection Limit
RL = Reporting Limit
E = Indicates value exceeds calibration range

J = Indicates an estimated value
B = Indicates analyte found in associated method blank
N = Indicates presumptive evidence of a compound

Report of Analysis

Client Sample ID:	TT-SB-17-7.0-9.0		
Lab Sample ID:	JD35939-5	**Date Sampled:**	11/29/21
Matrix:	SO - Soil	**Date Received:**	11/30/21
Method:	SW846 8260D SW846 5035	**Percent Solids:**	90.3
Project:	2nd Avenue and 33-39th Street, Brooklyn, NY		

	File ID	DF	Analyzed	By	Prep Date	Prep Batch	Analytical Batch
Run #1	I240289.D	1	12/02/21 13:29	PS	12/01/21 08:00	n/a	VI9769
Run #2							

	Initial Weight
Run #1	6.6 g
Run #2	

VOA TCL List

CAS No.	Compound	Result	RL	MDL	Units	Q
67-64-1	Acetone	ND	8.4	3.5	ug/kg	
71-43-2	Benzene	ND	0.42	0.38	ug/kg	
74-97-5	Bromochloromethane	ND	4.2	0.47	ug/kg	
75-27-4	Bromodichloromethane	ND	1.7	0.36	ug/kg	
75-25-2	Bromoform	ND	4.2	1.1	ug/kg	
74-83-9	Bromomethane	ND	4.2	0.64	ug/kg	
78-93-3	2-Butanone (MEK)	ND	8.4	2.0	ug/kg	
75-15-0	Carbon disulfide	ND	1.7	0.45	ug/kg	
56-23-5	Carbon tetrachloride	ND	1.7	0.52	ug/kg	
108-90-7	Chlorobenzene	ND	1.7	0.39	ug/kg	
75-00-3	Chloroethane	ND	4.2	0.50	ug/kg	
67-66-3	Chloroform	ND	1.7	0.44	ug/kg	
74-87-3	Chloromethane	ND	4.2	1.6	ug/kg	
110-82-7	Cyclohexane	ND	1.7	0.55	ug/kg	
96-12-8	1,2-Dibromo-3-chloropropane	ND	1.7	0.58	ug/kg	
124-48-1	Dibromochloromethane	ND	1.7	0.47	ug/kg	
106-93-4	1,2-Dibromoethane	ND	0.84	0.35	ug/kg	
95-50-1	1,2-Dichlorobenzene	ND	0.84	0.46	ug/kg	
541-73-1	1,3-Dichlorobenzene	ND	0.84	0.42	ug/kg	
106-46-7	1,4-Dichlorobenzene	ND	0.84	0.41	ug/kg	
75-71-8	Dichlorodifluoromethane	ND	4.2	0.61	ug/kg	
75-34-3	1,1-Dichloroethane	ND	0.84	0.42	ug/kg	
107-06-2	1,2-Dichloroethane	ND	0.84	0.39	ug/kg	
75-35-4	1,1-Dichloroethene	ND	0.84	0.55	ug/kg	
156-59-2	cis-1,2-Dichloroethene	ND	0.84	0.70	ug/kg	
156-60-5	trans-1,2-Dichloroethene	ND	0.84	0.51	ug/kg	
78-87-5	1,2-Dichloropropane	ND	1.7	0.40	ug/kg	
10061-01-5	cis-1,3-Dichloropropene	ND	1.7	0.40	ug/kg	
10061-02-6	trans-1,3-Dichloropropene	ND	1.7	0.38	ug/kg	
100-41-4	Ethylbenzene	ND	0.84	0.38	ug/kg	
76-13-1	Freon 113	ND	4.2	2.2	ug/kg	
591-78-6	2-Hexanone	ND	4.2	1.8	ug/kg	

ND = Not detected MDL = Method Detection Limit
RL = Reporting Limit
E = Indicates value exceeds calibration range

J = Indicates an estimated value
B = Indicates analyte found in associated method blank
N = Indicates presumptive evidence of a compound

Report of Analysis

Client Sample ID:	TT-SB-17-7.0-9.0		
Lab Sample ID:	JD35939-5	**Date Sampled:**	11/29/21
Matrix:	SO - Soil	**Date Received:**	11/30/21
Method:	SW846 8260D SW846 5035	**Percent Solids:**	90.3
Project:	2nd Avenue and 33-39th Street, Brooklyn, NY		

VOA TCL List

CAS No.	Compound	Result	RL	MDL	Units	Q
98-82-8	Isopropylbenzene	ND	1.7	1.2	ug/kg	
79-20-9	Methyl Acetate	ND	4.2	1.2	ug/kg	
108-87-2	Methylcyclohexane	ND	1.7	0.73	ug/kg	
1634-04-4	Methyl Tert Butyl Ether	ND	0.84	0.39	ug/kg	
108-10-1	4-Methyl-2-pentanone(MIBK)	ND	4.2	1.9	ug/kg	
75-09-2	Methylene chloride	ND	4.2	2.2	ug/kg	
100-42-5	Styrene	ND	1.7	0.34	ug/kg	
79-34-5	1,1,2,2-Tetrachloroethane	ND	1.7	0.50	ug/kg	
127-18-4	Tetrachloroethene	ND	1.7	0.49	ug/kg	
108-88-3	Toluene	ND	0.84	0.44	ug/kg	
87-61-6	1,2,3-Trichlorobenzene	ND	4.2	2.1	ug/kg	
120-82-1	1,2,4-Trichlorobenzene	ND	4.2	2.1	ug/kg	
71-55-6	1,1,1-Trichloroethane	ND	1.7	0.41	ug/kg	
79-00-5	1,1,2-Trichloroethane	ND	1.7	0.46	ug/kg	
79-01-6	Trichloroethene	ND	0.84	0.64	ug/kg	
75-69-4	Trichlorofluoromethane	ND	4.2	0.57	ug/kg	
75-01-4	Vinyl chloride	ND	1.7	0.40	ug/kg	
	m,p-Xylene	ND	0.84	0.75	ug/kg	
95-47-6	o-Xylene	ND	0.84	0.38	ug/kg	
1330-20-7	Xylene (total)	ND	0.84	0.38	ug/kg	

CAS No.	Surrogate Recoveries	Run# 1	Run# 2	Limits
1868-53-7	Dibromofluoromethane	107%		72-130%
17060-07-0	1,2-Dichloroethane-D4	105%		75-131%
2037-26-5	Toluene-D8	88%		81-121%
460-00-4	4-Bromofluorobenzene	95%		60-141%

CAS No.	Tentatively Identified Compounds	R.T.	Est. Conc.	Units	Q
	Total TIC, Volatile		0	ug/kg	

ND = Not detected MDL = Method Detection Limit
RL = Reporting Limit
E = Indicates value exceeds calibration range

J = Indicates an estimated value
B = Indicates analyte found in associated method blank
N = Indicates presumptive evidence of a compound

Report of Analysis

Client Sample ID:	TT-SB-17-7.0-9.0		
Lab Sample ID:	JD35939-5	**Date Sampled:**	11/29/21
Matrix:	SO - Soil	**Date Received:**	11/30/21
Method:	SW846 8270E SW846 3546	**Percent Solids:**	90.3
Project:	2nd Avenue and 33-39th Street, Brooklyn, NY		

	File ID	DF	Analyzed	By	Prep Date	Prep Batch	Analytical Batch
Run #1	3E115505.D	1	12/05/21 12:57	KLS	12/03/21 12:30	OP36903	E3E5278
Run #2							

	Initial Weight	Final Volume
Run #1	30.9 g	1.0 ml
Run #2		

ABN TCL List (SOM0 2.0)

CAS No.	Compound	Result	RL	MDL	Units	Q
95-57-8	2-Chlorophenol	ND	72	18	ug/kg	
59-50-7	4-Chloro-3-methyl phenol	ND	180	22	ug/kg	
120-83-2	2,4-Dichlorophenol	ND	180	31	ug/kg	
105-67-9	2,4-Dimethylphenol	ND	180	64	ug/kg	
51-28-5	2,4-Dinitrophenol	ND	180	130	ug/kg	
534-52-1	4,6-Dinitro-o-cresol	ND	180	38	ug/kg	
95-48-7	2-Methylphenol	ND	72	23	ug/kg	
	3&4-Methylphenol	ND	72	29	ug/kg	
88-75-5	2-Nitrophenol	ND	180	24	ug/kg	
100-02-7	4-Nitrophenol [a]	ND	360	96	ug/kg	
87-86-5	Pentachlorophenol	ND	140	34	ug/kg	
108-95-2	Phenol	ND	72	19	ug/kg	
58-90-2	2,3,4,6-Tetrachlorophenol	ND	180	24	ug/kg	
95-95-4	2,4,5-Trichlorophenol	ND	180	27	ug/kg	
88-06-2	2,4,6-Trichlorophenol	ND	180	21	ug/kg	
83-32-9	Acenaphthene	ND	36	12	ug/kg	
208-96-8	Acenaphthylene	ND	36	18	ug/kg	
98-86-2	Acetophenone	ND	180	7.7	ug/kg	
120-12-7	Anthracene	ND	36	22	ug/kg	
1912-24-9	Atrazine	ND	72	15	ug/kg	
56-55-3	Benzo(a)anthracene	38.7	36	10	ug/kg	
50-32-8	Benzo(a)pyrene	29.4	36	16	ug/kg	J
205-99-2	Benzo(b)fluoranthene	36.2	36	16	ug/kg	
191-24-2	Benzo(g,h,i)perylene	21.3	36	18	ug/kg	J
207-08-9	Benzo(k)fluoranthene	17.6	36	17	ug/kg	J
101-55-3	4-Bromophenyl phenyl ether	ND	72	14	ug/kg	
85-68-7	Butyl benzyl phthalate	ND	72	8.7	ug/kg	
92-52-4	1,1'-Biphenyl	ND	72	4.9	ug/kg	
100-52-7	Benzaldehyde	ND	180	8.9	ug/kg	
91-58-7	2-Chloronaphthalene	ND	72	8.5	ug/kg	
106-47-8	4-Chloroaniline	ND	180	13	ug/kg	
86-74-8	Carbazole	ND	72	5.2	ug/kg	

ND = Not detected MDL = Method Detection Limit J = Indicates an estimated value
RL = Reporting Limit B = Indicates analyte found in associated method blank
E = Indicates value exceeds calibration range N = Indicates presumptive evidence of a compound

Report of Analysis

Client Sample ID:	TT-SB-17-7.0-9.0		
Lab Sample ID:	JD35939-5	**Date Sampled:**	11/29/21
Matrix:	SO - Soil	**Date Received:**	11/30/21
Method:	SW846 8270E SW846 3546	**Percent Solids:**	90.3
Project:	2nd Avenue and 33-39th Street, Brooklyn, NY		

ABN TCL List (SOM0 2.0)

CAS No.	Compound	Result	RL	MDL	Units	Q
105-60-2	Caprolactam [a]	ND	72	14	ug/kg	
218-01-9	Chrysene	36.4	36	11	ug/kg	
111-91-1	bis(2-Chloroethoxy)methane	ND	72	7.7	ug/kg	
111-44-4	bis(2-Chloroethyl)ether	ND	72	15	ug/kg	
108-60-1	2,2'-Oxybis(1-chloropropane)	ND	72	13	ug/kg	
7005-72-3	4-Chlorophenyl phenyl ether	ND	72	12	ug/kg	
121-14-2	2,4-Dinitrotoluene	ND	36	11	ug/kg	
606-20-2	2,6-Dinitrotoluene	ND	36	18	ug/kg	
91-94-1	3,3'-Dichlorobenzidine	ND	72	30	ug/kg	
123-91-1	1,4-Dioxane	ND	36	24	ug/kg	
53-70-3	Dibenzo(a,h)anthracene	ND	36	16	ug/kg	
132-64-9	Dibenzofuran	ND	72	15	ug/kg	
84-74-2	Di-n-butyl phthalate	ND	72	5.8	ug/kg	
117-84-0	Di-n-octyl phthalate	ND	72	8.9	ug/kg	
84-66-2	Diethyl phthalate	ND	72	7.6	ug/kg	
131-11-3	Dimethyl phthalate	ND	72	6.4	ug/kg	
117-81-7	bis(2-Ethylhexyl)phthalate	19.3	72	8.4	ug/kg	J
206-44-0	Fluoranthene	67.0	36	16	ug/kg	
86-73-7	Fluorene	ND	36	16	ug/kg	
118-74-1	Hexachlorobenzene	ND	72	9.1	ug/kg	
87-68-3	Hexachlorobutadiene	ND	36	14	ug/kg	
77-47-4	Hexachlorocyclopentadiene [a]	ND	360	14	ug/kg	
67-72-1	Hexachloroethane	ND	180	18	ug/kg	
193-39-5	Indeno(1,2,3-cd)pyrene	22.5	36	17	ug/kg	J
78-59-1	Isophorone	ND	72	7.7	ug/kg	
91-57-6	2-Methylnaphthalene	ND	36	8.1	ug/kg	
88-74-4	2-Nitroaniline	ND	180	8.5	ug/kg	
99-09-2	3-Nitroaniline	ND	180	9.0	ug/kg	
100-01-6	4-Nitroaniline	ND	180	9.3	ug/kg	
91-20-3	Naphthalene	ND	36	10	ug/kg	
98-95-3	Nitrobenzene	ND	72	14	ug/kg	
621-64-7	N-Nitroso-di-n-propylamine	ND	72	10	ug/kg	
86-30-6	N-Nitrosodiphenylamine	ND	180	13	ug/kg	
85-01-8	Phenanthrene	41.8	36	12	ug/kg	
129-00-0	Pyrene	65.4	36	11	ug/kg	
95-94-3	1,2,4,5-Tetrachlorobenzene	ND	180	9.1	ug/kg	

CAS No.	Surrogate Recoveries	Run# 1	Run# 2	Limits
367-12-4	2-Fluorophenol	44%		10-109%

ND = Not detected MDL = Method Detection Limit
RL = Reporting Limit
E = Indicates value exceeds calibration range

J = Indicates an estimated value
B = Indicates analyte found in associated method blank
N = Indicates presumptive evidence of a compound

Report of Analysis

Client Sample ID:	TT-SB-17-7.0-9.0		
Lab Sample ID:	JD35939-5	**Date Sampled:**	11/29/21
Matrix:	SO - Soil	**Date Received:**	11/30/21
Method:	SW846 8270E SW846 3546	**Percent Solids:**	90.3
Project:	2nd Avenue and 33-39th Street, Brooklyn, NY		

ABN TCL List (SOM0 2.0)

CAS No.	Surrogate Recoveries	Run# 1	Run# 2	Limits
4165-62-2	Phenol-d5	46%		10-105%
118-79-6	2,4,6-Tribromophenol	66%		10-135%
4165-60-0	Nitrobenzene-d5	50%		10-119%
321-60-8	2-Fluorobiphenyl	52%		18-112%
1718-51-0	Terphenyl-d14	62%		18-125%

CAS No.	Tentatively Identified Compounds	R.T.	Est. Conc.	Units	Q
	System artifact	2.74	220	ug/kg	J
	System artifact/aldol-condensation	2.81	290	ug/kg	J
301-02-0	9-Octadecenamide, (Z)-	12.59	350	ug/kg	JN
	Total TIC, Semi-Volatile		350	ug/kg	J

(a) Associated CCV outside of control limits high, sample was ND.

ND = Not detected MDL = Method Detection Limit
RL = Reporting Limit
E = Indicates value exceeds calibration range

J = Indicates an estimated value
B = Indicates analyte found in associated method blank
N = Indicates presumptive evidence of a compound

Report of Analysis

Client Sample ID:	TT-SB-17-7.0-9.0		
Lab Sample ID:	JD35939-5	**Date Sampled:**	11/29/21
Matrix:	SO - Soil	**Date Received:**	11/30/21
Method:	SW846 8270E BY SIM SW846 3546	**Percent Solids:**	90.3
Project:	2nd Avenue and 33-39th Street, Brooklyn, NY		

	File ID	DF	Analyzed	By	Prep Date	Prep Batch	Analytical Batch
Run #1	4M105232.D	1	12/17/21 15:57	KLS	12/01/21 16:25	OP36903A	E4M4890
Run #2							

	Initial Weight	Final Volume
Run #1	30.9 g	1.0 ml
Run #2		

CAS No.	Compound	Result	RL	MDL	Units	Q
123-91-1	1,4-Dioxane	ND	3.6	1.8	ug/kg	

CAS No.	Surrogate Recoveries	Run# 1	Run# 2	Limits
4165-60-0	Nitrobenzene-d5	62%		10-107%
321-60-8	2-Fluorobiphenyl	60%		17-91%
1718-51-0	Terphenyl-d14	73%		17-105%

ND = Not detected MDL = Method Detection Limit
RL = Reporting Limit
E = Indicates value exceeds calibration range

J = Indicates an estimated value
B = Indicates analyte found in associated method blank
N = Indicates presumptive evidence of a compound

Report of Analysis

Client Sample ID:	TT-SB-17-7.0-9.0		
Lab Sample ID:	JD35939-5	**Date Sampled:**	11/29/21
Matrix:	SO - Soil	**Date Received:**	11/30/21
Method:	SW846 8151A SW846 3546	**Percent Solids:**	90.3
Project:	2nd Avenue and 33-39th Street, Brooklyn, NY		

	File ID	DF	Analyzed	By	Prep Date	Prep Batch	Analytical Batch
Run #1	3G134421.D	1	12/06/21 04:59	CP	12/02/21 10:10	OP36906	G3G4903
Run #2							

	Initial Weight	Final Volume
Run #1	15.9 g	5.0 ml
Run #2		

Herbicide List

CAS No.	Compound	Result	RL	MDL	Units	Q
94-75-7	2,4-D	ND	17	7.8	ug/kg	
93-72-1	2,4,5-TP (Silvex)	ND	3.5	2.0	ug/kg	
93-76-5	2,4,5-T	ND	3.5	1.7	ug/kg	

CAS No.	Surrogate Recoveries	Run# 1	Run# 2	Limits
19719-28-9	2,4-DCAA	40%		10-125%
19719-28-9	2,4-DCAA	47%		10-125%

ND = Not detected MDL = Method Detection Limit
RL = Reporting Limit
E = Indicates value exceeds calibration range

J = Indicates an estimated value
B = Indicates analyte found in associated method blank
N = Indicates presumptive evidence of a compound

Report of Analysis

Client Sample ID:	TT-SB-17-7.0-9.0		
Lab Sample ID:	JD35939-5	**Date Sampled:**	11/29/21
Matrix:	SO - Soil	**Date Received:**	11/30/21
Method:	SW846 8081B SW846 3546	**Percent Solids:**	90.3
Project:	2nd Avenue and 33-39th Street, Brooklyn, NY		

	File ID	DF	Analyzed	By	Prep Date	Prep Batch	Analytical Batch
Run #1	1G171725.D	1	12/04/21 01:44	RK	12/02/21 12:00	OP36907	G1G5924
Run #2							

	Initial Weight	Final Volume
Run #1	16.9 g	10.0 ml
Run #2		

Pesticide TCL List

CAS No.	Compound	Result	RL	MDL	Units	Q
309-00-2	Aldrin	ND	0.66	0.54	ug/kg	
319-84-6	alpha-BHC	ND	0.66	0.53	ug/kg	
319-85-7	beta-BHC	ND	0.66	0.59	ug/kg	
319-86-8	delta-BHC	ND	0.66	0.63	ug/kg	
58-89-9	gamma-BHC (Lindane)	ND	0.66	0.48	ug/kg	
5103-71-9	alpha-Chlordane	ND	0.66	0.53	ug/kg	
5103-74-2	gamma-Chlordane	ND	0.66	0.30	ug/kg	
60-57-1	Dieldrin	ND	0.66	0.45	ug/kg	
72-54-8	4,4'-DDD	ND	0.66	0.60	ug/kg	
72-55-9	4,4'-DDE	ND	0.66	0.57	ug/kg	
50-29-3	4,4'-DDT	ND	0.66	0.58	ug/kg	
72-20-8	Endrin	ND	0.66	0.51	ug/kg	
1031-07-8	Endosulfan sulfate	ND	0.66	0.51	ug/kg	
7421-93-4	Endrin aldehyde	ND	0.66	0.37	ug/kg	
959-98-8	Endosulfan-I	ND	0.66	0.38	ug/kg	
33213-65-9	Endosulfan-II	ND	0.66	0.41	ug/kg	
76-44-8	Heptachlor	ND	0.66	0.56	ug/kg	
1024-57-3	Heptachlor epoxide	ND	0.66	0.46	ug/kg	
72-43-5	Methoxychlor	ND	1.3	0.52	ug/kg	
53494-70-5	Endrin ketone	ND	0.66	0.47	ug/kg	
8001-35-2	Toxaphene	ND	16	15	ug/kg	

CAS No.	Surrogate Recoveries	Run# 1	Run# 2	Limits
877-09-8	Tetrachloro-m-xylene	83%		27-138%
877-09-8	Tetrachloro-m-xylene	86%		27-138%
2051-24-3	Decachlorobiphenyl	67%		10-179%
2051-24-3	Decachlorobiphenyl	75%		10-179%

ND = Not detected MDL = Method Detection Limit
RL = Reporting Limit
E = Indicates value exceeds calibration range

J = Indicates an estimated value
B = Indicates analyte found in associated method blank
N = Indicates presumptive evidence of a compound

Report of Analysis

Client Sample ID:	TT-SB-17-7.0-9.0		
Lab Sample ID:	JD35939-5	**Date Sampled:**	11/29/21
Matrix:	SO - Soil	**Date Received:**	11/30/21
Method:	SW846 8082A SW846 3546	**Percent Solids:**	90.3
Project:	2nd Avenue and 33-39th Street, Brooklyn, NY		

	File ID	DF	Analyzed	By	Prep Date	Prep Batch	Analytical Batch
Run #1	XX2475262.D	1	12/06/21 19:36	TL	12/02/21 12:00	OP36908	GXX7676
Run #2							

	Initial Weight	Final Volume
Run #1	16.9 g	10.0 ml
Run #2		

PCB List

CAS No.	Compound	Result	RL	MDL	Units	Q
12674-11-2	Aroclor 1016	ND	33	15	ug/kg	
11104-28-2	Aroclor 1221	ND	33	20	ug/kg	
11141-16-5	Aroclor 1232	ND	33	21	ug/kg	
53469-21-9	Aroclor 1242	ND	33	13	ug/kg	
12672-29-6	Aroclor 1248	ND	33	29	ug/kg	
11097-69-1	Aroclor 1254	ND	33	18	ug/kg	
11096-82-5	Aroclor 1260	ND	33	14	ug/kg	
11100-14-4	Aroclor 1268	ND	33	14	ug/kg	
37324-23-5	Aroclor 1262	ND	33	21	ug/kg	

CAS No.	Surrogate Recoveries	Run# 1	Run# 2	Limits
877-09-8	Tetrachloro-m-xylene	82%		24-152%
877-09-8	Tetrachloro-m-xylene	80%		24-152%
2051-24-3	Decachlorobiphenyl	66%		10-172%
2051-24-3	Decachlorobiphenyl	83%		10-172%

ND = Not detected MDL = Method Detection Limit
RL = Reporting Limit
E = Indicates value exceeds calibration range

J = Indicates an estimated value
B = Indicates analyte found in associated method blank
N = Indicates presumptive evidence of a compound

Report of Analysis

Client Sample ID:	TT-SB-17-7.0-9.0		
Lab Sample ID:	JD35939-5	**Date Sampled:**	11/29/21
Matrix:	SO - Soil	**Date Received:**	11/30/21
		Percent Solids:	90.3
Project:	2nd Avenue and 33-39th Street, Brooklyn, NY		

Metals Analysis

Analyte	Result	RL	Units	DF	Prep	Analyzed	By	Method	Prep Method
Aluminum	4620	55	mg/kg	1	12/04/21	12/05/21	ND	SW846 6010D [2]	SW846 3050B [4]
Antimony	< 2.2	2.2	mg/kg	1	12/04/21	12/05/21	ND	SW846 6010D [2]	SW846 3050B [4]
Arsenic	2.4	2.2	mg/kg	1	12/04/21	12/05/21	ND	SW846 6010D [2]	SW846 3050B [4]
Barium	32.6	22	mg/kg	1	12/04/21	12/05/21	ND	SW846 6010D [2]	SW846 3050B [4]
Beryllium	0.44	0.22	mg/kg	1	12/04/21	12/05/21	ND	SW846 6010D [2]	SW846 3050B [4]
Cadmium	< 0.55	0.55	mg/kg	1	12/04/21	12/05/21	ND	SW846 6010D [2]	SW846 3050B [4]
Calcium	1890	550	mg/kg	1	12/04/21	12/05/21	ND	SW846 6010D [2]	SW846 3050B [4]
Chromium	12.9	1.1	mg/kg	1	12/04/21	12/05/21	ND	SW846 6010D [2]	SW846 3050B [4]
Cobalt	5.7	5.5	mg/kg	1	12/04/21	12/05/21	ND	SW846 6010D [2]	SW846 3050B [4]
Copper	13.0	2.7	mg/kg	1	12/04/21	12/05/21	ND	SW846 6010D [2]	SW846 3050B [4]
Iron	9690	55	mg/kg	1	12/04/21	12/05/21	ND	SW846 6010D [2]	SW846 3050B [4]
Lead	22.2	2.2	mg/kg	1	12/04/21	12/05/21	ND	SW846 6010D [2]	SW846 3050B [4]
Magnesium	2050	550	mg/kg	1	12/04/21	12/05/21	ND	SW846 6010D [2]	SW846 3050B [4]
Manganese	180	1.6	mg/kg	1	12/04/21	12/05/21	ND	SW846 6010D [2]	SW846 3050B [4]
Mercury	< 0.033	0.033	mg/kg	1	12/02/21	12/02/21	SB	SW846 7471B [1]	SW846 7471B [3]
Nickel	21.8	4.4	mg/kg	1	12/04/21	12/05/21	ND	SW846 6010D [2]	SW846 3050B [4]
Potassium	< 1100	1100	mg/kg	1	12/04/21	12/05/21	ND	SW846 6010D [2]	SW846 3050B [4]
Selenium	< 2.2	2.2	mg/kg	1	12/04/21	12/05/21	ND	SW846 6010D [2]	SW846 3050B [4]
Silver	< 0.55	0.55	mg/kg	1	12/04/21	12/05/21	ND	SW846 6010D [2]	SW846 3050B [4]
Sodium	< 1100	1100	mg/kg	1	12/04/21	12/05/21	ND	SW846 6010D [2]	SW846 3050B [4]
Thallium	< 1.1	1.1	mg/kg	1	12/04/21	12/05/21	ND	SW846 6010D [2]	SW846 3050B [4]
Vanadium	17.5	5.5	mg/kg	1	12/04/21	12/05/21	ND	SW846 6010D [2]	SW846 3050B [4]
Zinc	40.3	5.5	mg/kg	1	12/04/21	12/05/21	ND	SW846 6010D [2]	SW846 3050B [4]

(1) Instrument QC Batch: MA51520
(2) Instrument QC Batch: MA51546
(3) Prep QC Batch: MP30120
(4) Prep QC Batch: MP30147

RL = Reporting Limit

Report of Analysis

Client Sample ID:	TT-SB-17-7.0-9.0		
Lab Sample ID:	JD35939-5	**Date Sampled:**	11/29/21
Matrix:	SO - Soil	**Date Received:**	11/30/21
		Percent Solids:	90.3
Project:	2nd Avenue and 33-39th Street, Brooklyn, NY		

General Chemistry

Analyte	Result	RL	Units	DF	Analyzed	By	Method
Cyanide	0.32	0.30	mg/kg	1	12/09/21 00:49	EB	SW846 9012B/LACHAT
Solids, Percent	90.3		%	1	12/01/21 15:55	BG	SM2540 G 18TH ED MOD

RL = Reporting Limit

Report of Analysis

Client Sample ID:	TT-SB-17-7.0-9.0		
Lab Sample ID:	JD35939-5A	**Date Sampled:**	11/29/21
Matrix:	SO - Soil	**Date Received:**	11/30/21
Method:	EPA 537M BY ID IN HOUSE	**Percent Solids:**	90.3
Project:	2nd Avenue and 33-39th Street, Brooklyn, NY		

	File ID	DF	Analyzed	By	Prep Date	Prep Batch	Analytical Batch
Run #1 [a]	3Q51029.D	1	12/22/21 06:15	AFL	12/15/21 08:30	F:OP88850	F:S3Q713
Run #2							

	Initial Weight	Final Volume
Run #1	2.09 g	1.0 ml
Run #2		

PFAS List

CAS No.	Compound	Result	RL	MDL	Units	Q
PERFLUOROALKYLCARBOXYLIC ACIDS						
375-22-4	Perfluorobutanoic acid	ND	1.1	0.40	ug/kg	
2706-90-3	Perfluoropentanoic acid	ND	0.53	0.26	ug/kg	
307-24-4	Perfluorohexanoic acid	ND	0.53	0.26	ug/kg	
375-85-9	Perfluoroheptanoic acid	ND	0.53	0.26	ug/kg	
335-67-1	Perfluorooctanoic acid	ND	0.53	0.26	ug/kg	
375-95-1	Perfluorononanoic acid	ND	0.53	0.26	ug/kg	
335-76-2	Perfluorodecanoic acid	ND	0.53	0.26	ug/kg	
2058-94-8	Perfluoroundecanoic acid	ND	0.53	0.26	ug/kg	
307-55-1	Perfluorododecanoic acid	ND	0.53	0.26	ug/kg	
72629-94-8	Perfluorotridecanoic acid	ND	0.53	0.28	ug/kg	
376-06-7	Perfluorotetradecanoic acid	ND	0.53	0.26	ug/kg	
PERFLUOROALKYLSULFONIC ACIDS						
375-73-5	Perfluorobutanesulfonic acid	ND	0.53	0.26	ug/kg	
355-46-4	Perfluorohexanesulfonic acid	ND	0.53	0.26	ug/kg	
375-92-8	Perfluoroheptanesulfonic acid	ND	0.53	0.26	ug/kg	
1763-23-1	Perfluorooctanesulfonic acid	ND	0.53	0.26	ug/kg	
335-77-3	Perfluorodecanesulfonic acid	ND	0.53	0.26	ug/kg	
PERFLUOROOCTANESULFONAMIDES						
754-91-6	PFOSA	ND	0.53	0.26	ug/kg	
PERFLUOROOCTANESULFONAMIDOACETIC ACIDS						
2355-31-9	MeFOSAA	ND	1.1	0.53	ug/kg	
2991-50-6	EtFOSAA	ND	1.1	0.53	ug/kg	
FLUOROTELOMER SULFONATES						
27619-97-2	6:2 Fluorotelomer sulfonate	ND	1.1	0.26	ug/kg	
39108-34-4	8:2 Fluorotelomer sulfonate	ND	1.1	0.26	ug/kg	

ND = Not detected MDL = Method Detection Limit J = Indicates an estimated value
RL = Reporting Limit B = Indicates analyte found in associated method blank
E = Indicates value exceeds calibration range N = Indicates presumptive evidence of a compound

Report of Analysis

Client Sample ID:	TT-SB-17-7.0-9.0		
Lab Sample ID:	JD35939-5A	**Date Sampled:**	11/29/21
Matrix:	SO - Soil	**Date Received:**	11/30/21
Method:	EPA 537M BY ID IN HOUSE	**Percent Solids:**	90.3
Project:	2nd Avenue and 33-39th Street, Brooklyn, NY		

PFAS List

CAS No.	ID Standard Recoveries	Run# 1	Run# 2	Limits
	13C4-PFBA	116%		40-140%
	13C5-PFPeA	118%		50-150%
	13C5-PFHxA	119%		50-150%
	13C4-PFHpA	119%		50-150%
	13C8-PFOA	120%		50-150%
	13C9-PFNA	122%		50-150%
	13C6-PFDA	124%		50-150%
	13C7-PFUnDA	126%		40-140%
	13C2-PFDoDA	118%		40-140%
	13C2-PFTeDA	120%		30-130%
	13C3-PFBS	117%		50-150%
	13C3-PFHxS	119%		50-150%
	13C8-PFOS	116%		50-150%
	13C8-FOSA	130%		30-130%
	d3-MeFOSAA	135%		40-140%
	d5-EtFOSAA	132%		40-140%
	13C2-6:2FTS	114%		50-150%
	13C2-8:2FTS	115%		50-150%

(a) Analysis performed at SGS Orlando, FL.

ND = Not detected MDL = Method Detection Limit
RL = Reporting Limit
E = Indicates value exceeds calibration range

J = Indicates an estimated value
B = Indicates analyte found in associated method blank
N = Indicates presumptive evidence of a compound

Report of Analysis

Client Sample ID:	TT-SB-18-7.0-9.0		
Lab Sample ID:	JD35939-6	**Date Sampled:**	11/29/21
Matrix:	SO - Soil	**Date Received:**	11/30/21
Method:	SW846 8260D SW846 5035	**Percent Solids:**	89.2
Project:	2nd Avenue and 33-39th Street, Brooklyn, NY		

	File ID	DF	Analyzed	By	Prep Date	Prep Batch	Analytical Batch
Run #1	I240291.D	1	12/02/21 14:10	PS	12/01/21 08:00	n/a	VI9769
Run #2							

	Initial Weight
Run #1	6.0 g
Run #2	

VOA TCL List

CAS No.	Compound	Result	RL	MDL	Units	Q
67-64-1	Acetone	4.1	9.3	3.9	ug/kg	J
71-43-2	Benzene	ND	0.47	0.43	ug/kg	
74-97-5	Bromochloromethane	ND	4.7	0.52	ug/kg	
75-27-4	Bromodichloromethane	ND	1.9	0.40	ug/kg	
75-25-2	Bromoform	ND	4.7	1.3	ug/kg	
74-83-9	Bromomethane	ND	4.7	0.71	ug/kg	
78-93-3	2-Butanone (MEK)	ND	9.3	2.3	ug/kg	
75-15-0	Carbon disulfide	ND	1.9	0.50	ug/kg	
56-23-5	Carbon tetrachloride	ND	1.9	0.58	ug/kg	
108-90-7	Chlorobenzene	ND	1.9	0.43	ug/kg	
75-00-3	Chloroethane	ND	4.7	0.55	ug/kg	
67-66-3	Chloroform	ND	1.9	0.48	ug/kg	
74-87-3	Chloromethane	ND	4.7	1.8	ug/kg	
110-82-7	Cyclohexane	ND	1.9	0.61	ug/kg	
96-12-8	1,2-Dibromo-3-chloropropane	ND	1.9	0.65	ug/kg	
124-48-1	Dibromochloromethane	ND	1.9	0.52	ug/kg	
106-93-4	1,2-Dibromoethane	ND	0.93	0.39	ug/kg	
95-50-1	1,2-Dichlorobenzene	ND	0.93	0.51	ug/kg	
541-73-1	1,3-Dichlorobenzene	ND	0.93	0.46	ug/kg	
106-46-7	1,4-Dichlorobenzene	ND	0.93	0.46	ug/kg	
75-71-8	Dichlorodifluoromethane	ND	4.7	0.68	ug/kg	
75-34-3	1,1-Dichloroethane	ND	0.93	0.46	ug/kg	
107-06-2	1,2-Dichloroethane	ND	0.93	0.44	ug/kg	
75-35-4	1,1-Dichloroethene	ND	0.93	0.61	ug/kg	
156-59-2	cis-1,2-Dichloroethene	ND	0.93	0.78	ug/kg	
156-60-5	trans-1,2-Dichloroethene	ND	0.93	0.57	ug/kg	
78-87-5	1,2-Dichloropropane	ND	1.9	0.44	ug/kg	
10061-01-5	cis-1,3-Dichloropropene	ND	1.9	0.44	ug/kg	
10061-02-6	trans-1,3-Dichloropropene	ND	1.9	0.43	ug/kg	
100-41-4	Ethylbenzene	ND	0.93	0.42	ug/kg	
76-13-1	Freon 113	ND	4.7	2.5	ug/kg	
591-78-6	2-Hexanone	ND	4.7	2.0	ug/kg	

ND = Not detected MDL = Method Detection Limit
RL = Reporting Limit
E = Indicates value exceeds calibration range

J = Indicates an estimated value
B = Indicates analyte found in associated method blank
N = Indicates presumptive evidence of a compound

Report of Analysis

Client Sample ID:	TT-SB-18-7.0-9.0		
Lab Sample ID:	JD35939-6	**Date Sampled:**	11/29/21
Matrix:	SO - Soil	**Date Received:**	11/30/21
Method:	SW846 8260D SW846 5035	**Percent Solids:**	89.2
Project:	2nd Avenue and 33-39th Street, Brooklyn, NY		

VOA TCL List

CAS No.	Compound	Result	RL	MDL	Units	Q
98-82-8	Isopropylbenzene	ND	1.9	1.3	ug/kg	
79-20-9	Methyl Acetate	ND	4.7	1.3	ug/kg	
108-87-2	Methylcyclohexane	ND	1.9	0.82	ug/kg	
1634-04-4	Methyl Tert Butyl Ether	ND	0.93	0.44	ug/kg	
108-10-1	4-Methyl-2-pentanone(MIBK)	ND	4.7	2.1	ug/kg	
75-09-2	Methylene chloride	ND	4.7	2.4	ug/kg	
100-42-5	Styrene	ND	1.9	0.38	ug/kg	
79-34-5	1,1,2,2-Tetrachloroethane	ND	1.9	0.56	ug/kg	
127-18-4	Tetrachloroethene	ND	1.9	0.54	ug/kg	
108-88-3	Toluene	ND	0.93	0.49	ug/kg	
87-61-6	1,2,3-Trichlorobenzene	ND	4.7	2.3	ug/kg	
120-82-1	1,2,4-Trichlorobenzene	ND	4.7	2.3	ug/kg	
71-55-6	1,1,1-Trichloroethane	ND	1.9	0.45	ug/kg	
79-00-5	1,1,2-Trichloroethane	ND	1.9	0.52	ug/kg	
79-01-6	Trichloroethene	ND	0.93	0.71	ug/kg	
75-69-4	Trichlorofluoromethane	ND	4.7	0.64	ug/kg	
75-01-4	Vinyl chloride	ND	1.9	0.45	ug/kg	
	m,p-Xylene	ND	0.93	0.84	ug/kg	
95-47-6	o-Xylene	ND	0.93	0.43	ug/kg	
1330-20-7	Xylene (total)	ND	0.93	0.43	ug/kg	

CAS No.	Surrogate Recoveries	Run# 1	Run# 2	Limits
1868-53-7	Dibromofluoromethane	107%		72-130%
17060-07-0	1,2-Dichloroethane-D4	108%		75-131%
2037-26-5	Toluene-D8	87%		81-121%
460-00-4	4-Bromofluorobenzene	94%		60-141%

CAS No.	Tentatively Identified Compounds	R.T.	Est. Conc.	Units	Q
	Total TIC, Volatile		0	ug/kg	

ND = Not detected MDL = Method Detection Limit
RL = Reporting Limit
E = Indicates value exceeds calibration range

J = Indicates an estimated value
B = Indicates analyte found in associated method blank
N = Indicates presumptive evidence of a compound

Report of Analysis

Client Sample ID:	TT-SB-18-7.0-9.0		
Lab Sample ID:	JD35939-6	**Date Sampled:**	11/29/21
Matrix:	SO - Soil	**Date Received:**	11/30/21
Method:	SW846 8270E SW846 3546	**Percent Solids:**	89.2
Project:	2nd Avenue and 33-39th Street, Brooklyn, NY		

	File ID	DF	Analyzed	By	Prep Date	Prep Batch	Analytical Batch
Run #1	3E115506.D	1	12/05/21 13:23	KLS	12/03/21 12:30	OP36903	E3E5278
Run #2							

	Initial Weight	Final Volume
Run #1	30.3 g	1.0 ml
Run #2		

ABN TCL List (SOM0 2.0)

CAS No.	Compound	Result	RL	MDL	Units	Q
95-57-8	2-Chlorophenol	ND	74	18	ug/kg	
59-50-7	4-Chloro-3-methyl phenol	ND	180	23	ug/kg	
120-83-2	2,4-Dichlorophenol	ND	180	32	ug/kg	
105-67-9	2,4-Dimethylphenol	ND	180	66	ug/kg	
51-28-5	2,4-Dinitrophenol	ND	180	140	ug/kg	
534-52-1	4,6-Dinitro-o-cresol	ND	180	40	ug/kg	
95-48-7	2-Methylphenol	ND	74	24	ug/kg	
	3&4-Methylphenol	ND	74	30	ug/kg	
88-75-5	2-Nitrophenol	ND	180	24	ug/kg	
100-02-7	4-Nitrophenol [a]	ND	370	99	ug/kg	
87-86-5	Pentachlorophenol	ND	150	35	ug/kg	
108-95-2	Phenol	ND	74	19	ug/kg	
58-90-2	2,3,4,6-Tetrachlorophenol	ND	180	24	ug/kg	
95-95-4	2,4,5-Trichlorophenol	ND	180	28	ug/kg	
88-06-2	2,4,6-Trichlorophenol	ND	180	22	ug/kg	
83-32-9	Acenaphthene	ND	37	13	ug/kg	
208-96-8	Acenaphthylene	ND	37	19	ug/kg	
98-86-2	Acetophenone	ND	180	8.0	ug/kg	
120-12-7	Anthracene	ND	37	23	ug/kg	
1912-24-9	Atrazine	ND	74	16	ug/kg	
56-55-3	Benzo(a)anthracene	22.2	37	10	ug/kg	J
50-32-8	Benzo(a)pyrene	ND	37	17	ug/kg	
205-99-2	Benzo(b)fluoranthene	18.5	37	16	ug/kg	J
191-24-2	Benzo(g,h,i)perylene	ND	37	18	ug/kg	
207-08-9	Benzo(k)fluoranthene	ND	37	17	ug/kg	
101-55-3	4-Bromophenyl phenyl ether	ND	74	14	ug/kg	
85-68-7	Butyl benzyl phthalate	ND	74	9.0	ug/kg	
92-52-4	1,1'-Biphenyl	ND	74	5.1	ug/kg	
100-52-7	Benzaldehyde	ND	180	9.2	ug/kg	
91-58-7	2-Chloronaphthalene	ND	74	8.8	ug/kg	
106-47-8	4-Chloroaniline	ND	180	13	ug/kg	
86-74-8	Carbazole	ND	74	5.4	ug/kg	

ND = Not detected MDL = Method Detection Limit J = Indicates an estimated value
RL = Reporting Limit B = Indicates analyte found in associated method blank
E = Indicates value exceeds calibration range N = Indicates presumptive evidence of a compound

Report of Analysis

Client Sample ID:	TT-SB-18-7.0-9.0		
Lab Sample ID:	JD35939-6	**Date Sampled:**	11/29/21
Matrix:	SO - Soil	**Date Received:**	11/30/21
Method:	SW846 8270E SW846 3546	**Percent Solids:**	89.2
Project:	2nd Avenue and 33-39th Street, Brooklyn, NY		

ABN TCL List (SOM0 2.0)

CAS No.	Compound	Result	RL	MDL	Units	Q
105-60-2	Caprolactam [a]	ND	74	15	ug/kg	
218-01-9	Chrysene	17.5	37	12	ug/kg	J
111-91-1	bis(2-Chloroethoxy)methane	ND	74	7.9	ug/kg	
111-44-4	bis(2-Chloroethyl)ether	ND	74	16	ug/kg	
108-60-1	2,2'-Oxybis(1-chloropropane)	ND	74	13	ug/kg	
7005-72-3	4-Chlorophenyl phenyl ether	ND	74	12	ug/kg	
121-14-2	2,4-Dinitrotoluene	ND	37	11	ug/kg	
606-20-2	2,6-Dinitrotoluene	ND	37	19	ug/kg	
91-94-1	3,3'-Dichlorobenzidine	ND	74	31	ug/kg	
123-91-1	1,4-Dioxane	ND	37	24	ug/kg	
53-70-3	Dibenzo(a,h)anthracene	ND	37	16	ug/kg	
132-64-9	Dibenzofuran	ND	74	15	ug/kg	
84-74-2	Di-n-butyl phthalate	ND	74	6.0	ug/kg	
117-84-0	Di-n-octyl phthalate	ND	74	9.2	ug/kg	
84-66-2	Diethyl phthalate	ND	74	7.9	ug/kg	
131-11-3	Dimethyl phthalate	ND	74	6.6	ug/kg	
117-81-7	bis(2-Ethylhexyl)phthalate	ND	74	8.7	ug/kg	
206-44-0	Fluoranthene	35.2	37	17	ug/kg	J
86-73-7	Fluorene	ND	37	17	ug/kg	
118-74-1	Hexachlorobenzene	ND	74	9.4	ug/kg	
87-68-3	Hexachlorobutadiene	ND	37	15	ug/kg	
77-47-4	Hexachlorocyclopentadiene [a]	ND	370	15	ug/kg	
67-72-1	Hexachloroethane	ND	180	18	ug/kg	
193-39-5	Indeno(1,2,3-cd)pyrene	ND	37	17	ug/kg	
78-59-1	Isophorone	ND	74	7.9	ug/kg	
91-57-6	2-Methylnaphthalene	ND	37	8.4	ug/kg	
88-74-4	2-Nitroaniline	ND	180	8.7	ug/kg	
99-09-2	3-Nitroaniline	ND	180	9.2	ug/kg	
100-01-6	4-Nitroaniline	ND	180	9.6	ug/kg	
91-20-3	Naphthalene	ND	37	10	ug/kg	
98-95-3	Nitrobenzene	ND	74	14	ug/kg	
621-64-7	N-Nitroso-di-n-propylamine	ND	74	11	ug/kg	
86-30-6	N-Nitrosodiphenylamine	ND	180	14	ug/kg	
85-01-8	Phenanthrene	14.7	37	12	ug/kg	J
129-00-0	Pyrene	28.7	37	12	ug/kg	J
95-94-3	1,2,4,5-Tetrachlorobenzene	ND	180	9.4	ug/kg	

CAS No.	Surrogate Recoveries	Run# 1	Run# 2	Limits
367-12-4	2-Fluorophenol	35%		10-109%

ND = Not detected MDL = Method Detection Limit
RL = Reporting Limit
E = Indicates value exceeds calibration range

J = Indicates an estimated value
B = Indicates analyte found in associated method blank
N = Indicates presumptive evidence of a compound

Report of Analysis

Client Sample ID:	TT-SB-18-7.0-9.0		
Lab Sample ID:	JD35939-6	**Date Sampled:**	11/29/21
Matrix:	SO - Soil	**Date Received:**	11/30/21
Method:	SW846 8270E SW846 3546	**Percent Solids:**	89.2
Project:	2nd Avenue and 33-39th Street, Brooklyn, NY		

ABN TCL List (SOM0 2.0)

CAS No.	Surrogate Recoveries	Run# 1	Run# 2	Limits
4165-62-2	Phenol-d5	36%		10-105%
118-79-6	2,4,6-Tribromophenol	56%		10-135%
4165-60-0	Nitrobenzene-d5	41%		10-119%
321-60-8	2-Fluorobiphenyl	42%		18-112%
1718-51-0	Terphenyl-d14	47%		18-125%

CAS No.	Tentatively Identified Compounds	R.T.	Est. Conc.	Units	Q
	System artifact	2.74	230	ug/kg	J
	System artifact/aldol-condensation	2.81	280	ug/kg	J
301-02-0	9-Octadecenamide, (Z)-	12.59	430	ug/kg	JN
	Total TIC, Semi-Volatile		430	ug/kg	J

(a) Associated CCV outside of control limits high, sample was ND.

ND = Not detected MDL = Method Detection Limit
RL = Reporting Limit
E = Indicates value exceeds calibration range

J = Indicates an estimated value
B = Indicates analyte found in associated method blank
N = Indicates presumptive evidence of a compound

Report of Analysis

Client Sample ID:	TT-SB-18-7.0-9.0		
Lab Sample ID:	JD35939-6	**Date Sampled:**	11/29/21
Matrix:	SO - Soil	**Date Received:**	11/30/21
Method:	SW846 8270E BY SIM SW846 3546	**Percent Solids:**	89.2
Project:	2nd Avenue and 33-39th Street, Brooklyn, NY		

	File ID	DF	Analyzed	By	Prep Date	Prep Batch	Analytical Batch
Run #1	4M105233.D	1	12/17/21 16:18	KLS	12/01/21 16:25	OP36903A	E4M4890
Run #2							

	Initial Weight	Final Volume
Run #1	30.3 g	1.0 ml
Run #2		

CAS No.	Compound	Result	RL	MDL	Units	Q
123-91-1	1,4-Dioxane	ND	3.7	1.8	ug/kg	

CAS No.	Surrogate Recoveries	Run# 1	Run# 2	Limits
4165-60-0	Nitrobenzene-d5	51%		10-107%
321-60-8	2-Fluorobiphenyl	49%		17-91%
1718-51-0	Terphenyl-d14	57%		17-105%

ND = Not detected MDL = Method Detection Limit J = Indicates an estimated value
RL = Reporting Limit B = Indicates analyte found in associated method blank
E = Indicates value exceeds calibration range N = Indicates presumptive evidence of a compound

Report of Analysis

Client Sample ID:	TT-SB-18-7.0-9.0		
Lab Sample ID:	JD35939-6	**Date Sampled:**	11/29/21
Matrix:	SO - Soil	**Date Received:**	11/30/21
Method:	SW846 8151A SW846 3546	**Percent Solids:**	89.2
Project:	2nd Avenue and 33-39th Street, Brooklyn, NY		

	File ID	DF	Analyzed	By	Prep Date	Prep Batch	Analytical Batch
Run #1	3G134422.D	1	12/06/21 05:26	CP	12/02/21 10:10	OP36906	G3G4903
Run #2							

	Initial Weight	Final Volume
Run #1	16.7 g	5.0 ml
Run #2		

Herbicide List

CAS No.	Compound	Result	RL	MDL	Units	Q
94-75-7	2,4-D	ND	17	7.5	ug/kg	
93-72-1	2,4,5-TP (Silvex)	ND	3.4	1.9	ug/kg	
93-76-5	2,4,5-T	ND	3.4	1.7	ug/kg	

CAS No.	Surrogate Recoveries	Run# 1	Run# 2	Limits
19719-28-9	2,4-DCAA	36%		10-125%
19719-28-9	2,4-DCAA	35%		10-125%

ND = Not detected MDL = Method Detection Limit
RL = Reporting Limit
E = Indicates value exceeds calibration range

J = Indicates an estimated value
B = Indicates analyte found in associated method blank
N = Indicates presumptive evidence of a compound

Report of Analysis

Client Sample ID:	TT-SB-18-7.0-9.0		
Lab Sample ID:	JD35939-6	**Date Sampled:**	11/29/21
Matrix:	SO - Soil	**Date Received:**	11/30/21
Method:	SW846 8081B SW846 3546	**Percent Solids:**	89.2
Project:	2nd Avenue and 33-39th Street, Brooklyn, NY		

	File ID	DF	Analyzed	By	Prep Date	Prep Batch	Analytical Batch
Run #1	1G171726.D	1	12/04/21 02:02	RK	12/02/21 12:00	OP36907	G1G5924
Run #2							

	Initial Weight	Final Volume
Run #1	15.5 g	10.0 ml
Run #2		

Pesticide TCL List

CAS No.	Compound	Result	RL	MDL	Units	Q
309-00-2	Aldrin	ND	0.72	0.60	ug/kg	
319-84-6	alpha-BHC	ND	0.72	0.59	ug/kg	
319-85-7	beta-BHC	ND	0.72	0.65	ug/kg	
319-86-8	delta-BHC	ND	0.72	0.69	ug/kg	
58-89-9	gamma-BHC (Lindane)	ND	0.72	0.53	ug/kg	
5103-71-9	alpha-Chlordane	ND	0.72	0.58	ug/kg	
5103-74-2	gamma-Chlordane	ND	0.72	0.33	ug/kg	
60-57-1	Dieldrin	ND	0.72	0.50	ug/kg	
72-54-8	4,4'-DDD	ND	0.72	0.66	ug/kg	
72-55-9	4,4'-DDE	ND	0.72	0.63	ug/kg	
50-29-3	4,4'-DDT	ND	0.72	0.64	ug/kg	
72-20-8	Endrin	ND	0.72	0.56	ug/kg	
1031-07-8	Endosulfan sulfate	ND	0.72	0.56	ug/kg	
7421-93-4	Endrin aldehyde	ND	0.72	0.41	ug/kg	
959-98-8	Endosulfan-I	ND	0.72	0.42	ug/kg	
33213-65-9	Endosulfan-II	ND	0.72	0.45	ug/kg	
76-44-8	Heptachlor	ND	0.72	0.62	ug/kg	
1024-57-3	Heptachlor epoxide	ND	0.72	0.51	ug/kg	
72-43-5	Methoxychlor	ND	1.4	0.58	ug/kg	
53494-70-5	Endrin ketone	ND	0.72	0.52	ug/kg	
8001-35-2	Toxaphene	ND	18	17	ug/kg	

CAS No.	Surrogate Recoveries	Run# 1	Run# 2	Limits
877-09-8	Tetrachloro-m-xylene	96%		27-138%
877-09-8	Tetrachloro-m-xylene	99%		27-138%
2051-24-3	Decachlorobiphenyl	91%		10-179%
2051-24-3	Decachlorobiphenyl	91%		10-179%

ND = Not detected MDL = Method Detection Limit
RL = Reporting Limit
E = Indicates value exceeds calibration range

J = Indicates an estimated value
B = Indicates analyte found in associated method blank
N = Indicates presumptive evidence of a compound

Report of Analysis

Client Sample ID:	TT-SB-18-7.0-9.0		
Lab Sample ID:	JD35939-6	**Date Sampled:**	11/29/21
Matrix:	SO - Soil	**Date Received:**	11/30/21
Method:	SW846 8082A SW846 3546	**Percent Solids:**	89.2
Project:	2nd Avenue and 33-39th Street, Brooklyn, NY		

	File ID	DF	Analyzed	By	Prep Date	Prep Batch	Analytical Batch
Run #1	XX2475267.D	1	12/06/21 21:04	TL	12/02/21 12:00	OP36908	GXX7676
Run #2							

	Initial Weight	Final Volume
Run #1	15.5 g	10.0 ml
Run #2		

PCB List

CAS No.	Compound	Result	RL	MDL	Units	Q
12674-11-2	Aroclor 1016	ND	36	17	ug/kg	
11104-28-2	Aroclor 1221	ND	36	22	ug/kg	
11141-16-5	Aroclor 1232	ND	36	23	ug/kg	
53469-21-9	Aroclor 1242	ND	36	15	ug/kg	
12672-29-6	Aroclor 1248	ND	36	32	ug/kg	
11097-69-1	Aroclor 1254	ND	36	19	ug/kg	
11096-82-5	Aroclor 1260	ND	36	15	ug/kg	
11100-14-4	Aroclor 1268	ND	36	15	ug/kg	
37324-23-5	Aroclor 1262	ND	36	24	ug/kg	

CAS No.	Surrogate Recoveries	Run# 1	Run# 2	Limits
877-09-8	Tetrachloro-m-xylene	111%		24-152%
877-09-8	Tetrachloro-m-xylene	106%		24-152%
2051-24-3	Decachlorobiphenyl	119%		10-172%
2051-24-3	Decachlorobiphenyl	103%		10-172%

ND = Not detected MDL = Method Detection Limit
RL = Reporting Limit
E = Indicates value exceeds calibration range

J = Indicates an estimated value
B = Indicates analyte found in associated method blank
N = Indicates presumptive evidence of a compound

Report of Analysis

Client Sample ID:	TT-SB-18-7.0-9.0		
Lab Sample ID:	JD35939-6	**Date Sampled:**	11/29/21
Matrix:	SO - Soil	**Date Received:**	11/30/21
		Percent Solids:	89.2
Project:	2nd Avenue and 33-39th Street, Brooklyn, NY		

Metals Analysis

Analyte	Result	RL	Units	DF	Prep	Analyzed	By	Method	Prep Method
Aluminum	7770	55	mg/kg	1	12/04/21	12/05/21	ND	SW846 6010D [2]	SW846 3050B [4]
Antimony	< 2.2	2.2	mg/kg	1	12/04/21	12/05/21	ND	SW846 6010D [2]	SW846 3050B [4]
Arsenic	7.7	2.2	mg/kg	1	12/04/21	12/05/21	ND	SW846 6010D [2]	SW846 3050B [4]
Barium	34.3	22	mg/kg	1	12/04/21	12/05/21	ND	SW846 6010D [2]	SW846 3050B [4]
Beryllium	0.60	0.22	mg/kg	1	12/04/21	12/05/21	ND	SW846 6010D [2]	SW846 3050B [4]
Cadmium	< 0.55	0.55	mg/kg	1	12/04/21	12/05/21	ND	SW846 6010D [2]	SW846 3050B [4]
Calcium	1960	550	mg/kg	1	12/04/21	12/05/21	ND	SW846 6010D [2]	SW846 3050B [4]
Chromium	16.6	1.1	mg/kg	1	12/04/21	12/05/21	ND	SW846 6010D [2]	SW846 3050B [4]
Cobalt	7.4	5.5	mg/kg	1	12/04/21	12/05/21	ND	SW846 6010D [2]	SW846 3050B [4]
Copper	19.1	2.7	mg/kg	1	12/04/21	12/05/21	ND	SW846 6010D [2]	SW846 3050B [4]
Iron	17900	55	mg/kg	1	12/04/21	12/05/21	ND	SW846 6010D [2]	SW846 3050B [4]
Lead	33.9	2.2	mg/kg	1	12/04/21	12/05/21	ND	SW846 6010D [2]	SW846 3050B [4]
Magnesium	2610	550	mg/kg	1	12/04/21	12/05/21	ND	SW846 6010D [2]	SW846 3050B [4]
Manganese	181	1.6	mg/kg	1	12/04/21	12/05/21	ND	SW846 6010D [2]	SW846 3050B [4]
Mercury	0.081	0.028	mg/kg	1	12/02/21	12/02/21	SB	SW846 7471B [1]	SW846 7471B [3]
Nickel	16.8	4.4	mg/kg	1	12/04/21	12/05/21	ND	SW846 6010D [2]	SW846 3050B [4]
Potassium	1420	1100	mg/kg	1	12/04/21	12/05/21	ND	SW846 6010D [2]	SW846 3050B [4]
Selenium	< 2.2	2.2	mg/kg	1	12/04/21	12/05/21	ND	SW846 6010D [2]	SW846 3050B [4]
Silver	0.66	0.55	mg/kg	1	12/04/21	12/05/21	ND	SW846 6010D [2]	SW846 3050B [4]
Sodium	< 1100	1100	mg/kg	1	12/04/21	12/05/21	ND	SW846 6010D [2]	SW846 3050B [4]
Thallium	< 1.1	1.1	mg/kg	1	12/04/21	12/05/21	ND	SW846 6010D [2]	SW846 3050B [4]
Vanadium	22.9	5.5	mg/kg	1	12/04/21	12/05/21	ND	SW846 6010D [2]	SW846 3050B [4]
Zinc	53.8	5.5	mg/kg	1	12/04/21	12/05/21	ND	SW846 6010D [2]	SW846 3050B [4]

(1) Instrument QC Batch: MA51520
(2) Instrument QC Batch: MA51546
(3) Prep QC Batch: MP30120
(4) Prep QC Batch: MP30147

RL = Reporting Limit

Report of Analysis

Client Sample ID:	TT-SB-18-7.0-9.0		
Lab Sample ID:	JD35939-6	**Date Sampled:**	11/29/21
Matrix:	SO - Soil	**Date Received:**	11/30/21
		Percent Solids:	89.2
Project:	2nd Avenue and 33-39th Street, Brooklyn, NY		

General Chemistry

Analyte	Result	RL	Units	DF	Analyzed	By	Method
Cyanide	< 0.31	0.31	mg/kg	1	12/09/21 01:00	EB	SW846 9012B/LACHAT
Solids, Percent	89.2		%	1	12/01/21 15:55	BG	SM2540 G 18TH ED MOD

RL = Reporting Limit

Report of Analysis

Client Sample ID:	TT-SB-18-7.0-9.0		
Lab Sample ID:	JD35939-6A	**Date Sampled:**	11/29/21
Matrix:	SO - Soil	**Date Received:**	11/30/21
Method:	EPA 537M BY ID IN HOUSE	**Percent Solids:**	89.2
Project:	2nd Avenue and 33-39th Street, Brooklyn, NY		

	File ID	DF	Analyzed	By	Prep Date	Prep Batch	Analytical Batch
Run #1 [a]	3Q51030.D	1	12/22/21 06:31	AFL	12/15/21 08:30	F:OP88850	F:S3Q713
Run #2							

	Initial Weight	Final Volume
Run #1	2.00 g	1.0 ml
Run #2		

PFAS List

CAS No.	Compound	Result	RL	MDL	Units	Q
PERFLUOROALKYLCARBOXYLIC ACIDS						
375-22-4	Perfluorobutanoic acid	ND	1.1	0.43	ug/kg	
2706-90-3	Perfluoropentanoic acid	ND	0.56	0.28	ug/kg	
307-24-4	Perfluorohexanoic acid	ND	0.56	0.28	ug/kg	
375-85-9	Perfluoroheptanoic acid	ND	0.56	0.28	ug/kg	
335-67-1	Perfluorooctanoic acid	ND	0.56	0.28	ug/kg	
375-95-1	Perfluorononanoic acid	ND	0.56	0.28	ug/kg	
335-76-2	Perfluorodecanoic acid	ND	0.56	0.28	ug/kg	
2058-94-8	Perfluoroundecanoic acid	ND	0.56	0.28	ug/kg	
307-55-1	Perfluorododecanoic acid	ND	0.56	0.28	ug/kg	
72629-94-8	Perfluorotridecanoic acid	ND	0.56	0.30	ug/kg	
376-06-7	Perfluorotetradecanoic acid	ND	0.56	0.28	ug/kg	
PERFLUOROALKYLSULFONIC ACIDS						
375-73-5	Perfluorobutanesulfonic acid	ND	0.56	0.28	ug/kg	
355-46-4	Perfluorohexanesulfonic acid	ND	0.56	0.28	ug/kg	
375-92-8	Perfluoroheptanesulfonic acid	ND	0.56	0.28	ug/kg	
1763-23-1	Perfluorooctanesulfonic acid	ND	0.56	0.28	ug/kg	
335-77-3	Perfluorodecanesulfonic acid	ND	0.56	0.28	ug/kg	
PERFLUOROOCTANESULFONAMIDES						
754-91-6	PFOSA	ND	0.56	0.28	ug/kg	
PERFLUOROOCTANESULFONAMIDOACETIC ACIDS						
2355-31-9	MeFOSAA	ND	1.1	0.56	ug/kg	
2991-50-6	EtFOSAA	ND	1.1	0.56	ug/kg	
FLUOROTELOMER SULFONATES						
27619-97-2	6:2 Fluorotelomer sulfonate	ND	1.1	0.28	ug/kg	
39108-34-4	8:2 Fluorotelomer sulfonate	ND	1.1	0.28	ug/kg	

ND = Not detected MDL = Method Detection Limit J = Indicates an estimated value
RL = Reporting Limit B = Indicates analyte found in associated method blank
E = Indicates value exceeds calibration range N = Indicates presumptive evidence of a compound

Report of Analysis

Client Sample ID:	TT-SB-18-7.0-9.0		
Lab Sample ID:	JD35939-6A	**Date Sampled:**	11/29/21
Matrix:	SO - Soil	**Date Received:**	11/30/21
Method:	EPA 537M BY ID IN HOUSE	**Percent Solids:**	89.2
Project:	2nd Avenue and 33-39th Street, Brooklyn, NY		

PFAS List

CAS No.	ID Standard Recoveries	Run# 1	Run# 2	Limits
	13C4-PFBA	119%		40-140%
	13C5-PFPeA	122%		50-150%
	13C5-PFHxA	122%		50-150%
	13C4-PFHpA	124%		50-150%
	13C8-PFOA	123%		50-150%
	13C9-PFNA	125%		50-150%
	13C6-PFDA	129%		50-150%
	13C7-PFUnDA	133%		40-140%
	13C2-PFDoDA	121%		40-140%
	13C2-PFTeDA	122%		30-130%
	13C3-PFBS	120%		50-150%
	13C3-PFHxS	121%		50-150%
	13C8-PFOS	122%		50-150%
	13C8-FOSA	126%		30-130%
	d3-MeFOSAA	135%		40-140%
	d5-EtFOSAA	134%		40-140%
	13C2-6:2FTS	117%		50-150%
	13C2-8:2FTS	119%		50-150%

(a) Analysis performed at SGS Orlando, FL.

ND = Not detected MDL = Method Detection Limit
RL = Reporting Limit
E = Indicates value exceeds calibration range

J = Indicates an estimated value
B = Indicates analyte found in associated method blank
N = Indicates presumptive evidence of a compound

Report of Analysis

Client Sample ID:	TT-SB-19-7.0-9.0		
Lab Sample ID:	JD35939-7	**Date Sampled:**	11/30/21
Matrix:	SO - Soil	**Date Received:**	11/30/21
Method:	SW846 8260D SW846 5035	**Percent Solids:**	89.2
Project:	2nd Avenue and 33-39th Street, Brooklyn, NY		

	File ID	DF	Analyzed	By	Prep Date	Prep Batch	Analytical Batch
Run #1	I240290.D	1	12/02/21 13:49	PS	12/01/21 09:00	n/a	VI9769
Run #2							

	Initial Weight
Run #1	6.5 g
Run #2	

VOA TCL List

CAS No.	Compound	Result	RL	MDL	Units	Q
67-64-1	Acetone	ND	8.6	3.6	ug/kg	
71-43-2	Benzene	ND	0.43	0.39	ug/kg	
74-97-5	Bromochloromethane	ND	4.3	0.48	ug/kg	
75-27-4	Bromodichloromethane	ND	1.7	0.37	ug/kg	
75-25-2	Bromoform	ND	4.3	1.2	ug/kg	
74-83-9	Bromomethane	ND	4.3	0.66	ug/kg	
78-93-3	2-Butanone (MEK)	ND	8.6	2.1	ug/kg	
75-15-0	Carbon disulfide	ND	1.7	0.46	ug/kg	
56-23-5	Carbon tetrachloride	ND	1.7	0.53	ug/kg	
108-90-7	Chlorobenzene	ND	1.7	0.40	ug/kg	
75-00-3	Chloroethane	ND	4.3	0.51	ug/kg	
67-66-3	Chloroform	ND	1.7	0.45	ug/kg	
74-87-3	Chloromethane	ND	4.3	1.7	ug/kg	
110-82-7	Cyclohexane	ND	1.7	0.57	ug/kg	
96-12-8	1,2-Dibromo-3-chloropropane	ND	1.7	0.60	ug/kg	
124-48-1	Dibromochloromethane	ND	1.7	0.48	ug/kg	
106-93-4	1,2-Dibromoethane	ND	0.86	0.36	ug/kg	
95-50-1	1,2-Dichlorobenzene	ND	0.86	0.47	ug/kg	
541-73-1	1,3-Dichlorobenzene	ND	0.86	0.43	ug/kg	
106-46-7	1,4-Dichlorobenzene	ND	0.86	0.43	ug/kg	
75-71-8	Dichlorodifluoromethane	ND	4.3	0.63	ug/kg	
75-34-3	1,1-Dichloroethane	ND	0.86	0.43	ug/kg	
107-06-2	1,2-Dichloroethane	ND	0.86	0.41	ug/kg	
75-35-4	1,1-Dichloroethene	ND	0.86	0.56	ug/kg	
156-59-2	cis-1,2-Dichloroethene	ND	0.86	0.72	ug/kg	
156-60-5	trans-1,2-Dichloroethene	ND	0.86	0.53	ug/kg	
78-87-5	1,2-Dichloropropane	ND	1.7	0.41	ug/kg	
10061-01-5	cis-1,3-Dichloropropene	ND	1.7	0.41	ug/kg	
10061-02-6	trans-1,3-Dichloropropene	ND	1.7	0.39	ug/kg	
100-41-4	Ethylbenzene	ND	0.86	0.39	ug/kg	
76-13-1	Freon 113	ND	4.3	2.3	ug/kg	
591-78-6	2-Hexanone	ND	4.3	1.8	ug/kg	

ND = Not detected MDL = Method Detection Limit
RL = Reporting Limit
E = Indicates value exceeds calibration range

J = Indicates an estimated value
B = Indicates analyte found in associated method blank
N = Indicates presumptive evidence of a compound

Report of Analysis

Client Sample ID:	TT-SB-19-7.0-9.0		
Lab Sample ID:	JD35939-7	**Date Sampled:**	11/30/21
Matrix:	SO - Soil	**Date Received:**	11/30/21
Method:	SW846 8260D SW846 5035	**Percent Solids:**	89.2
Project:	2nd Avenue and 33-39th Street, Brooklyn, NY		

VOA TCL List

CAS No.	Compound	Result	RL	MDL	Units	Q
98-82-8	Isopropylbenzene	ND	1.7	1.2	ug/kg	
79-20-9	Methyl Acetate	ND	4.3	1.2	ug/kg	
108-87-2	Methylcyclohexane	ND	1.7	0.75	ug/kg	
1634-04-4	Methyl Tert Butyl Ether	ND	0.86	0.40	ug/kg	
108-10-1	4-Methyl-2-pentanone(MIBK)	ND	4.3	2.0	ug/kg	
75-09-2	Methylene chloride	ND	4.3	2.3	ug/kg	
100-42-5	Styrene	ND	1.7	0.35	ug/kg	
79-34-5	1,1,2,2-Tetrachloroethane	ND	1.7	0.52	ug/kg	
127-18-4	Tetrachloroethene	ND	1.7	0.50	ug/kg	
108-88-3	Toluene	ND	0.86	0.45	ug/kg	
87-61-6	1,2,3-Trichlorobenzene	ND	4.3	2.2	ug/kg	
120-82-1	1,2,4-Trichlorobenzene	ND	4.3	2.2	ug/kg	
71-55-6	1,1,1-Trichloroethane	ND	1.7	0.42	ug/kg	
79-00-5	1,1,2-Trichloroethane	ND	1.7	0.48	ug/kg	
79-01-6	Trichloroethene	ND	0.86	0.66	ug/kg	
75-69-4	Trichlorofluoromethane	ND	4.3	0.59	ug/kg	
75-01-4	Vinyl chloride	ND	1.7	0.41	ug/kg	
	m,p-Xylene	ND	0.86	0.77	ug/kg	
95-47-6	o-Xylene	ND	0.86	0.39	ug/kg	
1330-20-7	Xylene (total)	ND	0.86	0.39	ug/kg	

CAS No.	Surrogate Recoveries	Run# 1	Run# 2	Limits
1868-53-7	Dibromofluoromethane	107%		72-130%
17060-07-0	1,2-Dichloroethane-D4	104%		75-131%
2037-26-5	Toluene-D8	89%		81-121%
460-00-4	4-Bromofluorobenzene	97%		60-141%

CAS No.	Tentatively Identified Compounds	R.T.	Est. Conc.	Units	Q
	Total TIC, Volatile		0	ug/kg	

ND = Not detected MDL = Method Detection Limit
RL = Reporting Limit
E = Indicates value exceeds calibration range

J = Indicates an estimated value
B = Indicates analyte found in associated method blank
N = Indicates presumptive evidence of a compound

Report of Analysis

Client Sample ID:	TT-SB-19-7.0-9.0		
Lab Sample ID:	JD35939-7	**Date Sampled:**	11/30/21
Matrix:	SO - Soil	**Date Received:**	11/30/21
Method:	SW846 8270E SW846 3546	**Percent Solids:**	89.2
Project:	2nd Avenue and 33-39th Street, Brooklyn, NY		

	File ID	DF	Analyzed	By	Prep Date	Prep Batch	Analytical Batch
Run #1	3E115509.D	1	12/05/21 14:40	KLS	12/03/21 12:30	OP36903	E3E5278
Run #2							

	Initial Weight	Final Volume
Run #1	31.5 g	1.0 ml
Run #2		

ABN TCL List (SOM0 2.0)

CAS No.	Compound	Result	RL	MDL	Units	Q
95-57-8	2-Chlorophenol	ND	71	18	ug/kg	
59-50-7	4-Chloro-3-methyl phenol	ND	180	22	ug/kg	
120-83-2	2,4-Dichlorophenol	ND	180	30	ug/kg	
105-67-9	2,4-Dimethylphenol	ND	180	63	ug/kg	
51-28-5	2,4-Dinitrophenol	ND	180	130	ug/kg	
534-52-1	4,6-Dinitro-o-cresol	ND	180	38	ug/kg	
95-48-7	2-Methylphenol	ND	71	23	ug/kg	
	3&4-Methylphenol	ND	71	29	ug/kg	
88-75-5	2-Nitrophenol	ND	180	24	ug/kg	
100-02-7	4-Nitrophenol [a]	ND	360	95	ug/kg	
87-86-5	Pentachlorophenol	ND	140	33	ug/kg	
108-95-2	Phenol	ND	71	19	ug/kg	
58-90-2	2,3,4,6-Tetrachlorophenol	ND	180	24	ug/kg	
95-95-4	2,4,5-Trichlorophenol	ND	180	27	ug/kg	
88-06-2	2,4,6-Trichlorophenol	ND	180	21	ug/kg	
83-32-9	Acenaphthene	ND	36	12	ug/kg	
208-96-8	Acenaphthylene	ND	36	18	ug/kg	
98-86-2	Acetophenone	ND	180	7.7	ug/kg	
120-12-7	Anthracene	ND	36	22	ug/kg	
1912-24-9	Atrazine	ND	71	15	ug/kg	
56-55-3	Benzo(a)anthracene	33.3	36	10	ug/kg	J
50-32-8	Benzo(a)pyrene	22.9	36	16	ug/kg	J
205-99-2	Benzo(b)fluoranthene	25.4	36	16	ug/kg	J
191-24-2	Benzo(g,h,i)perylene	ND	36	18	ug/kg	
207-08-9	Benzo(k)fluoranthene	ND	36	17	ug/kg	
101-55-3	4-Bromophenyl phenyl ether	ND	71	14	ug/kg	
85-68-7	Butyl benzyl phthalate	ND	71	8.7	ug/kg	
92-52-4	1,1'-Biphenyl	ND	71	4.9	ug/kg	
100-52-7	Benzaldehyde	ND	180	8.8	ug/kg	
91-58-7	2-Chloronaphthalene	ND	71	8.5	ug/kg	
106-47-8	4-Chloroaniline	ND	180	13	ug/kg	
86-74-8	Carbazole	ND	71	5.2	ug/kg	

ND = Not detected MDL = Method Detection Limit
RL = Reporting Limit
E = Indicates value exceeds calibration range

J = Indicates an estimated value
B = Indicates analyte found in associated method blank
N = Indicates presumptive evidence of a compound

Report of Analysis

Client Sample ID:	TT-SB-19-7.0-9.0		
Lab Sample ID:	JD35939-7	**Date Sampled:**	11/30/21
Matrix:	SO - Soil	**Date Received:**	11/30/21
Method:	SW846 8270E SW846 3546	**Percent Solids:**	89.2
Project:	2nd Avenue and 33-39th Street, Brooklyn, NY		

ABN TCL List (SOM0 2.0)

CAS No.	Compound	Result	RL	MDL	Units	Q
105-60-2	Caprolactam [a]	ND	71	14	ug/kg	
218-01-9	Chrysene	27.6	36	11	ug/kg	J
111-91-1	bis(2-Chloroethoxy)methane	ND	71	7.6	ug/kg	
111-44-4	bis(2-Chloroethyl)ether	ND	71	15	ug/kg	
108-60-1	2,2'-Oxybis(1-chloropropane)	ND	71	13	ug/kg	
7005-72-3	4-Chlorophenyl phenyl ether	ND	71	12	ug/kg	
121-14-2	2,4-Dinitrotoluene	ND	36	11	ug/kg	
606-20-2	2,6-Dinitrotoluene	ND	36	18	ug/kg	
91-94-1	3,3'-Dichlorobenzidine	ND	71	30	ug/kg	
123-91-1	1,4-Dioxane	ND	36	24	ug/kg	
53-70-3	Dibenzo(a,h)anthracene	ND	36	16	ug/kg	
132-64-9	Dibenzofuran	ND	71	14	ug/kg	
84-74-2	Di-n-butyl phthalate	ND	71	5.8	ug/kg	
117-84-0	Di-n-octyl phthalate	ND	71	8.9	ug/kg	
84-66-2	Diethyl phthalate	ND	71	7.6	ug/kg	
131-11-3	Dimethyl phthalate	ND	71	6.3	ug/kg	
117-81-7	bis(2-Ethylhexyl)phthalate	ND	71	8.3	ug/kg	
206-44-0	Fluoranthene	46.8	36	16	ug/kg	
86-73-7	Fluorene	ND	36	16	ug/kg	
118-74-1	Hexachlorobenzene	ND	71	9.0	ug/kg	
87-68-3	Hexachlorobutadiene	ND	36	14	ug/kg	
77-47-4	Hexachlorocyclopentadiene [a]	ND	360	14	ug/kg	
67-72-1	Hexachloroethane	ND	180	18	ug/kg	
193-39-5	Indeno(1,2,3-cd)pyrene	ND	36	17	ug/kg	
78-59-1	Isophorone	ND	71	7.6	ug/kg	
91-57-6	2-Methylnaphthalene	ND	36	8.0	ug/kg	
88-74-4	2-Nitroaniline	ND	180	8.4	ug/kg	
99-09-2	3-Nitroaniline	ND	180	8.9	ug/kg	
100-01-6	4-Nitroaniline	ND	180	9.2	ug/kg	
91-20-3	Naphthalene	ND	36	10	ug/kg	
98-95-3	Nitrobenzene	ND	71	14	ug/kg	
621-64-7	N-Nitroso-di-n-propylamine	ND	71	10	ug/kg	
86-30-6	N-Nitrosodiphenylamine	ND	180	13	ug/kg	
85-01-8	Phenanthrene	31.1	36	12	ug/kg	J
129-00-0	Pyrene	46.1	36	11	ug/kg	
95-94-3	1,2,4,5-Tetrachlorobenzene	ND	180	9.0	ug/kg	

CAS No.	Surrogate Recoveries	Run# 1	Run# 2	Limits
367-12-4	2-Fluorophenol	34%		10-109%

ND = Not detected MDL = Method Detection Limit
RL = Reporting Limit
E = Indicates value exceeds calibration range

J = Indicates an estimated value
B = Indicates analyte found in associated method blank
N = Indicates presumptive evidence of a compound

Report of Analysis

Client Sample ID:	TT-SB-19-7.0-9.0		
Lab Sample ID:	JD35939-7	**Date Sampled:**	11/30/21
Matrix:	SO - Soil	**Date Received:**	11/30/21
Method:	SW846 8270E SW846 3546	**Percent Solids:**	89.2
Project:	2nd Avenue and 33-39th Street, Brooklyn, NY		

ABN TCL List (SOM0 2.0)

CAS No.	Surrogate Recoveries	Run# 1	Run# 2	Limits
4165-62-2	Phenol-d5	36%		10-105%
118-79-6	2,4,6-Tribromophenol	54%		10-135%
4165-60-0	Nitrobenzene-d5	42%		10-119%
321-60-8	2-Fluorobiphenyl	43%		18-112%
1718-51-0	Terphenyl-d14	46%		18-125%

CAS No.	Tentatively Identified Compounds	R.T.	Est. Conc.	Units	Q
	System artifact	2.74	200	ug/kg	J
	System artifact/aldol-condensation	2.81	220	ug/kg	J
301-02-0	9-Octadecenamide, (Z)-	12.59	280	ug/kg	JN
	Total TIC, Semi-Volatile		280	ug/kg	J

(a) Associated CCV outside of control limits high, sample was ND.

ND = Not detected MDL = Method Detection Limit
RL = Reporting Limit
E = Indicates value exceeds calibration range

J = Indicates an estimated value
B = Indicates analyte found in associated method blank
N = Indicates presumptive evidence of a compound

Report of Analysis

Client Sample ID:	TT-SB-19-7.0-9.0		
Lab Sample ID:	JD35939-7	**Date Sampled:**	11/30/21
Matrix:	SO - Soil	**Date Received:**	11/30/21
Method:	SW846 8270E BY SIM SW846 3546	**Percent Solids:**	89.2
Project:	2nd Avenue and 33-39th Street, Brooklyn, NY		

	File ID	DF	Analyzed	By	Prep Date	Prep Batch	Analytical Batch
Run #1	4M105234.D	1	12/17/21 16:39	KLS	12/01/21 16:25	OP36903A	E4M4890
Run #2							

	Initial Weight	Final Volume
Run #1	31.5 g	1.0 ml
Run #2		

CAS No.	Compound	Result	RL	MDL	Units	Q
123-91-1	1,4-Dioxane	ND	3.6	1.8	ug/kg	

CAS No.	Surrogate Recoveries	Run# 1	Run# 2	Limits
4165-60-0	Nitrobenzene-d5	53%		10-107%
321-60-8	2-Fluorobiphenyl	50%		17-91%
1718-51-0	Terphenyl-d14	57%		17-105%

ND = Not detected MDL = Method Detection Limit J = Indicates an estimated value
RL = Reporting Limit B = Indicates analyte found in associated method blank
E = Indicates value exceeds calibration range N = Indicates presumptive evidence of a compound

Report of Analysis

Client Sample ID:	TT-SB-19-7.0-9.0		
Lab Sample ID:	JD35939-7	**Date Sampled:**	11/30/21
Matrix:	SO - Soil	**Date Received:**	11/30/21
Method:	SW846 8151A SW846 3546	**Percent Solids:**	89.2
Project:	2nd Avenue and 33-39th Street, Brooklyn, NY		

	File ID	DF	Analyzed	By	Prep Date	Prep Batch	Analytical Batch
Run #1	3G134423.D	1	12/06/21 05:54	CP	12/02/21 10:10	OP36906	G3G4903
Run #2							

	Initial Weight	Final Volume
Run #1	16.3 g	5.0 ml
Run #2		

Herbicide List

CAS No.	Compound	Result	RL	MDL	Units	Q
94-75-7	2,4-D	ND	17	7.7	ug/kg	
93-72-1	2,4,5-TP (Silvex)	ND	3.4	1.9	ug/kg	
93-76-5	2,4,5-T	ND	3.4	1.7	ug/kg	

CAS No.	Surrogate Recoveries	Run# 1	Run# 2	Limits
19719-28-9	2,4-DCAA	47%		10-125%
19719-28-9	2,4-DCAA	45%		10-125%

ND = Not detected MDL = Method Detection Limit
RL = Reporting Limit
E = Indicates value exceeds calibration range

J = Indicates an estimated value
B = Indicates analyte found in associated method blank
N = Indicates presumptive evidence of a compound

Report of Analysis

Client Sample ID:	TT-SB-19-7.0-9.0		
Lab Sample ID:	JD35939-7	**Date Sampled:**	11/30/21
Matrix:	SO - Soil	**Date Received:**	11/30/21
Method:	SW846 8081B SW846 3546	**Percent Solids:**	89.2
Project:	2nd Avenue and 33-39th Street, Brooklyn, NY		

	File ID	DF	Analyzed	By	Prep Date	Prep Batch	Analytical Batch
Run #1	1G171727.D	1	12/04/21 02:20	RK	12/02/21 12:00	OP36907	G1G5924
Run #2							

	Initial Weight	Final Volume
Run #1	16.4 g	10.0 ml
Run #2		

Pesticide TCL List

CAS No.	Compound	Result	RL	MDL	Units	Q
309-00-2	Aldrin	ND	0.68	0.56	ug/kg	
319-84-6	alpha-BHC	ND	0.68	0.56	ug/kg	
319-85-7	beta-BHC	ND	0.68	0.62	ug/kg	
319-86-8	delta-BHC	ND	0.68	0.66	ug/kg	
58-89-9	gamma-BHC (Lindane)	ND	0.68	0.50	ug/kg	
5103-71-9	alpha-Chlordane	ND	0.68	0.55	ug/kg	
5103-74-2	gamma-Chlordane	ND	0.68	0.31	ug/kg	
60-57-1	Dieldrin	ND	0.68	0.47	ug/kg	
72-54-8	4,4'-DDD	ND	0.68	0.63	ug/kg	
72-55-9	4,4'-DDE	ND	0.68	0.60	ug/kg	
50-29-3	4,4'-DDT	ND	0.68	0.61	ug/kg	
72-20-8	Endrin	ND	0.68	0.53	ug/kg	
1031-07-8	Endosulfan sulfate	ND	0.68	0.53	ug/kg	
7421-93-4	Endrin aldehyde	ND	0.68	0.39	ug/kg	
959-98-8	Endosulfan-I	ND	0.68	0.39	ug/kg	
33213-65-9	Endosulfan-II	ND	0.68	0.43	ug/kg	
76-44-8	Heptachlor	ND	0.68	0.59	ug/kg	
1024-57-3	Heptachlor epoxide	ND	0.68	0.48	ug/kg	
72-43-5	Methoxychlor	ND	1.4	0.54	ug/kg	
53494-70-5	Endrin ketone	ND	0.68	0.49	ug/kg	
8001-35-2	Toxaphene	ND	17	16	ug/kg	

CAS No.	Surrogate Recoveries	Run# 1	Run# 2	Limits
877-09-8	Tetrachloro-m-xylene	89%		27-138%
877-09-8	Tetrachloro-m-xylene	92%		27-138%
2051-24-3	Decachlorobiphenyl	78%		10-179%
2051-24-3	Decachlorobiphenyl	84%		10-179%

ND = Not detected MDL = Method Detection Limit
RL = Reporting Limit
E = Indicates value exceeds calibration range

J = Indicates an estimated value
B = Indicates analyte found in associated method blank
N = Indicates presumptive evidence of a compound

Report of Analysis

Client Sample ID:	TT-SB-19-7.0-9.0		
Lab Sample ID:	JD35939-7	**Date Sampled:**	11/30/21
Matrix:	SO - Soil	**Date Received:**	11/30/21
Method:	SW846 8082A SW846 3546	**Percent Solids:**	89.2
Project:	2nd Avenue and 33-39th Street, Brooklyn, NY		

	File ID	DF	Analyzed	By	Prep Date	Prep Batch	Analytical Batch
Run #1	XX2475268.D	1	12/06/21 21:21	TL	12/02/21 12:00	OP36908	GXX7676
Run #2							

	Initial Weight	Final Volume
Run #1	16.4 g	10.0 ml
Run #2		

PCB List

CAS No.	Compound	Result	RL	MDL	Units	Q
12674-11-2	Aroclor 1016	ND	34	16	ug/kg	
11104-28-2	Aroclor 1221	ND	34	21	ug/kg	
11141-16-5	Aroclor 1232	ND	34	22	ug/kg	
53469-21-9	Aroclor 1242	ND	34	14	ug/kg	
12672-29-6	Aroclor 1248	ND	34	30	ug/kg	
11097-69-1	Aroclor 1254	ND	34	18	ug/kg	
11096-82-5	Aroclor 1260	ND	34	15	ug/kg	
11100-14-4	Aroclor 1268	ND	34	14	ug/kg	
37324-23-5	Aroclor 1262	ND	34	22	ug/kg	

CAS No.	Surrogate Recoveries	Run# 1	Run# 2	Limits
877-09-8	Tetrachloro-m-xylene	94%		24-152%
877-09-8	Tetrachloro-m-xylene	91%		24-152%
2051-24-3	Decachlorobiphenyl	101%		10-172%
2051-24-3	Decachlorobiphenyl	88%		10-172%

ND = Not detected MDL = Method Detection Limit
RL = Reporting Limit
E = Indicates value exceeds calibration range

J = Indicates an estimated value
B = Indicates analyte found in associated method blank
N = Indicates presumptive evidence of a compound

Report of Analysis

Client Sample ID:	TT-SB-19-7.0-9.0		
Lab Sample ID:	JD35939-7	**Date Sampled:**	11/30/21
Matrix:	SO - Soil	**Date Received:**	11/30/21
		Percent Solids:	89.2
Project:	2nd Avenue and 33-39th Street, Brooklyn, NY		

Metals Analysis

Analyte	Result	RL	Units	DF	Prep	Analyzed	By	Method	Prep Method
Aluminum	4200	56	mg/kg	1	12/04/21	12/05/21	ND	SW846 6010D [2]	SW846 3050B [4]
Antimony	< 2.2	2.2	mg/kg	1	12/04/21	12/05/21	ND	SW846 6010D [2]	SW846 3050B [4]
Arsenic	2.9	2.2	mg/kg	1	12/04/21	12/05/21	ND	SW846 6010D [2]	SW846 3050B [4]
Barium	< 22	22	mg/kg	1	12/04/21	12/05/21	ND	SW846 6010D [2]	SW846 3050B [4]
Beryllium	0.33	0.22	mg/kg	1	12/04/21	12/05/21	ND	SW846 6010D [2]	SW846 3050B [4]
Cadmium	< 0.56	0.56	mg/kg	1	12/04/21	12/05/21	ND	SW846 6010D [2]	SW846 3050B [4]
Calcium	632	560	mg/kg	1	12/04/21	12/05/21	ND	SW846 6010D [2]	SW846 3050B [4]
Chromium	8.2	1.1	mg/kg	1	12/04/21	12/05/21	ND	SW846 6010D [2]	SW846 3050B [4]
Cobalt	< 5.6	5.6	mg/kg	1	12/04/21	12/05/21	ND	SW846 6010D [2]	SW846 3050B [4]
Copper	11.6	2.8	mg/kg	1	12/04/21	12/05/21	ND	SW846 6010D [2]	SW846 3050B [4]
Iron	9140	56	mg/kg	1	12/04/21	12/05/21	ND	SW846 6010D [2]	SW846 3050B [4]
Lead	20.4	2.2	mg/kg	1	12/04/21	12/05/21	ND	SW846 6010D [2]	SW846 3050B [4]
Magnesium	1290	560	mg/kg	1	12/04/21	12/05/21	ND	SW846 6010D [2]	SW846 3050B [4]
Manganese	141	1.7	mg/kg	1	12/04/21	12/05/21	ND	SW846 6010D [2]	SW846 3050B [4]
Mercury	0.64	0.036	mg/kg	1	12/02/21	12/02/21	SB	SW846 7471B [1]	SW846 7471B [3]
Nickel	10.2	4.5	mg/kg	1	12/04/21	12/05/21	ND	SW846 6010D [2]	SW846 3050B [4]
Potassium	< 1100	1100	mg/kg	1	12/04/21	12/05/21	ND	SW846 6010D [2]	SW846 3050B [4]
Selenium	< 2.2	2.2	mg/kg	1	12/04/21	12/05/21	ND	SW846 6010D [2]	SW846 3050B [4]
Silver	< 0.56	0.56	mg/kg	1	12/04/21	12/05/21	ND	SW846 6010D [2]	SW846 3050B [4]
Sodium	< 1100	1100	mg/kg	1	12/04/21	12/05/21	ND	SW846 6010D [2]	SW846 3050B [4]
Thallium	< 1.1	1.1	mg/kg	1	12/04/21	12/05/21	ND	SW846 6010D [2]	SW846 3050B [4]
Vanadium	13.9	5.6	mg/kg	1	12/04/21	12/05/21	ND	SW846 6010D [2]	SW846 3050B [4]
Zinc	27.8	5.6	mg/kg	1	12/04/21	12/05/21	ND	SW846 6010D [2]	SW846 3050B [4]

(1) Instrument QC Batch: MA51520
(2) Instrument QC Batch: MA51546
(3) Prep QC Batch: MP30120
(4) Prep QC Batch: MP30147

RL = Reporting Limit

Report of Analysis

Client Sample ID:	TT-SB-19-7.0-9.0		
Lab Sample ID:	JD35939-7	**Date Sampled:**	11/30/21
Matrix:	SO - Soil	**Date Received:**	11/30/21
		Percent Solids:	89.2
Project:	2nd Avenue and 33-39th Street, Brooklyn, NY		

General Chemistry

Analyte	Result	RL	Units	DF	Analyzed	By	Method
Cyanide	< 0.28	0.28	mg/kg	1	12/09/21 01:01	EB	SW846 9012B/LACHAT
Solids, Percent	89.2		%	1	12/01/21 15:55	BG	SM2540 G 18TH ED MOD

RL = Reporting Limit

Report of Analysis

Client Sample ID:	TT-SB-19-7.0-9.0		
Lab Sample ID:	JD35939-7A	**Date Sampled:**	11/30/21
Matrix:	SO - Soil	**Date Received:**	11/30/21
Method:	EPA 537M BY ID IN HOUSE	**Percent Solids:**	89.2
Project:	2nd Avenue and 33-39th Street, Brooklyn, NY		

	File ID	DF	Analyzed	By	Prep Date	Prep Batch	Analytical Batch
Run #1 [a]	3Q51031.D	1	12/22/21 06:48	AFL	12/15/21 08:30	F:OP88850	F:S3Q713
Run #2							

	Initial Weight	Final Volume
Run #1	2.04 g	1.0 ml
Run #2		

PFAS List

CAS No.	Compound	Result	RL	MDL	Units	Q
PERFLUOROALKYLCARBOXYLIC ACIDS						
375-22-4	Perfluorobutanoic acid	ND	1.1	0.42	ug/kg	
2706-90-3	Perfluoropentanoic acid	ND	0.55	0.27	ug/kg	
307-24-4	Perfluorohexanoic acid	ND	0.55	0.27	ug/kg	
375-85-9	Perfluoroheptanoic acid	ND	0.55	0.27	ug/kg	
335-67-1	Perfluorooctanoic acid	ND	0.55	0.27	ug/kg	
375-95-1	Perfluorononanoic acid	ND	0.55	0.27	ug/kg	
335-76-2	Perfluorodecanoic acid	ND	0.55	0.27	ug/kg	
2058-94-8	Perfluoroundecanoic acid	ND	0.55	0.27	ug/kg	
307-55-1	Perfluorododecanoic acid	ND	0.55	0.27	ug/kg	
72629-94-8	Perfluorotridecanoic acid	ND	0.55	0.29	ug/kg	
376-06-7	Perfluorotetradecanoic acid	ND	0.55	0.27	ug/kg	
PERFLUOROALKYLSULFONIC ACIDS						
375-73-5	Perfluorobutanesulfonic acid	ND	0.55	0.27	ug/kg	
355-46-4	Perfluorohexanesulfonic acid	ND	0.55	0.27	ug/kg	
375-92-8	Perfluoroheptanesulfonic acid	ND	0.55	0.27	ug/kg	
1763-23-1	Perfluorooctanesulfonic acid	ND	0.55	0.27	ug/kg	
335-77-3	Perfluorodecanesulfonic acid	ND	0.55	0.27	ug/kg	
PERFLUOROOCTANESULFONAMIDES						
754-91-6	PFOSA	ND	0.55	0.27	ug/kg	
PERFLUOROOCTANESULFONAMIDOACETIC ACIDS						
2355-31-9	MeFOSAA	ND	1.1	0.55	ug/kg	
2991-50-6	EtFOSAA	ND	1.1	0.55	ug/kg	
FLUOROTELOMER SULFONATES						
27619-97-2	6:2 Fluorotelomer sulfonate	ND	1.1	0.27	ug/kg	
39108-34-4	8:2 Fluorotelomer sulfonate	ND	1.1	0.27	ug/kg	

ND = Not detected MDL = Method Detection Limit J = Indicates an estimated value
RL = Reporting Limit B = Indicates analyte found in associated method blank
E = Indicates value exceeds calibration range N = Indicates presumptive evidence of a compound

Report of Analysis

Client Sample ID:	TT-SB-19-7.0-9.0		
Lab Sample ID:	JD35939-7A	**Date Sampled:**	11/30/21
Matrix:	SO - Soil	**Date Received:**	11/30/21
Method:	EPA 537M BY ID IN HOUSE	**Percent Solids:**	89.2
Project:	2nd Avenue and 33-39th Street, Brooklyn, NY		

PFAS List

CAS No.	ID Standard Recoveries	Run# 1	Run# 2	Limits
	13C4-PFBA	112%		40-140%
	13C5-PFPeA	116%		50-150%
	13C5-PFHxA	115%		50-150%
	13C4-PFHpA	117%		50-150%
	13C8-PFOA	117%		50-150%
	13C9-PFNA	118%		50-150%
	13C6-PFDA	123%		50-150%
	13C7-PFUnDA	125%		40-140%
	13C2-PFDoDA	115%		40-140%
	13C2-PFTeDA	116%		30-130%
	13C3-PFBS	116%		50-150%
	13C3-PFHxS	117%		50-150%
	13C8-PFOS	118%		50-150%
	13C8-FOSA	114%		30-130%
	d3-MeFOSAA	92%		40-140%
	d5-EtFOSAA	97%		40-140%
	13C2-6:2FTS	108%		50-150%
	13C2-8:2FTS	111%		50-150%

(a) Analysis performed at SGS Orlando, FL.

ND = Not detected MDL = Method Detection Limit
RL = Reporting Limit
E = Indicates value exceeds calibration range

J = Indicates an estimated value
B = Indicates analyte found in associated method blank
N = Indicates presumptive evidence of a compound

Report of Analysis

Client Sample ID:	TT-SB-20-6.5-8.5		
Lab Sample ID:	JD35939-8	**Date Sampled:**	11/30/21
Matrix:	SO - Soil	**Date Received:**	11/30/21
Method:	SW846 8260D SW846 5035	**Percent Solids:**	88.2
Project:	2nd Avenue and 33-39th Street, Brooklyn, NY		

	File ID	DF	Analyzed	By	Prep Date	Prep Batch	Analytical Batch
Run #1	I240295.D	1	12/02/21 15:32	PS	12/01/21 09:00	n/a	VI9769
Run #2							

	Initial Weight
Run #1	6.0 g
Run #2	

VOA TCL List

CAS No.	Compound	Result	RL	MDL	Units	Q
67-64-1	Acetone	ND	9.4	3.9	ug/kg	
71-43-2	Benzene	ND	0.47	0.43	ug/kg	
74-97-5	Bromochloromethane	ND	4.7	0.53	ug/kg	
75-27-4	Bromodichloromethane	ND	1.9	0.41	ug/kg	
75-25-2	Bromoform	ND	4.7	1.3	ug/kg	
74-83-9	Bromomethane	ND	4.7	0.72	ug/kg	
78-93-3	2-Butanone (MEK)	ND	9.4	2.3	ug/kg	
75-15-0	Carbon disulfide	ND	1.9	0.51	ug/kg	
56-23-5	Carbon tetrachloride	ND	1.9	0.58	ug/kg	
108-90-7	Chlorobenzene	ND	1.9	0.43	ug/kg	
75-00-3	Chloroethane	ND	4.7	0.56	ug/kg	
67-66-3	Chloroform	ND	1.9	0.49	ug/kg	
74-87-3	Chloromethane	ND	4.7	1.9	ug/kg	
110-82-7	Cyclohexane	ND	1.9	0.62	ug/kg	
96-12-8	1,2-Dibromo-3-chloropropane	ND	1.9	0.66	ug/kg	
124-48-1	Dibromochloromethane	ND	1.9	0.53	ug/kg	
106-93-4	1,2-Dibromoethane	ND	0.94	0.40	ug/kg	
95-50-1	1,2-Dichlorobenzene	ND	0.94	0.52	ug/kg	
541-73-1	1,3-Dichlorobenzene	ND	0.94	0.47	ug/kg	
106-46-7	1,4-Dichlorobenzene	ND	0.94	0.47	ug/kg	
75-71-8	Dichlorodifluoromethane	ND	4.7	0.69	ug/kg	
75-34-3	1,1-Dichloroethane	ND	0.94	0.47	ug/kg	
107-06-2	1,2-Dichloroethane	ND	0.94	0.44	ug/kg	
75-35-4	1,1-Dichloroethene	ND	0.94	0.62	ug/kg	
156-59-2	cis-1,2-Dichloroethene	ND	0.94	0.79	ug/kg	
156-60-5	trans-1,2-Dichloroethene	ND	0.94	0.58	ug/kg	
78-87-5	1,2-Dichloropropane	ND	1.9	0.45	ug/kg	
10061-01-5	cis-1,3-Dichloropropene	ND	1.9	0.45	ug/kg	
10061-02-6	trans-1,3-Dichloropropene	ND	1.9	0.43	ug/kg	
100-41-4	Ethylbenzene	ND	0.94	0.43	ug/kg	
76-13-1	Freon 113	ND	4.7	2.5	ug/kg	
591-78-6	2-Hexanone	ND	4.7	2.0	ug/kg	

ND = Not detected MDL = Method Detection Limit
RL = Reporting Limit
E = Indicates value exceeds calibration range

J = Indicates an estimated value
B = Indicates analyte found in associated method blank
N = Indicates presumptive evidence of a compound

Report of Analysis

Client Sample ID:	TT-SB-20-6.5-8.5		
Lab Sample ID:	JD35939-8	**Date Sampled:**	11/30/21
Matrix:	SO - Soil	**Date Received:**	11/30/21
Method:	SW846 8260D SW846 5035	**Percent Solids:**	88.2
Project:	2nd Avenue and 33-39th Street, Brooklyn, NY		

VOA TCL List

CAS No.	Compound	Result	RL	MDL	Units	Q
98-82-8	Isopropylbenzene	ND	1.9	1.3	ug/kg	
79-20-9	Methyl Acetate	ND	4.7	1.3	ug/kg	
108-87-2	Methylcyclohexane	ND	1.9	0.83	ug/kg	
1634-04-4	Methyl Tert Butyl Ether	ND	0.94	0.44	ug/kg	
108-10-1	4-Methyl-2-pentanone(MIBK)	ND	4.7	2.1	ug/kg	
75-09-2	Methylene chloride	ND	4.7	2.5	ug/kg	
100-42-5	Styrene	ND	1.9	0.38	ug/kg	
79-34-5	1,1,2,2-Tetrachloroethane	ND	1.9	0.57	ug/kg	
127-18-4	Tetrachloroethene	ND	1.9	0.55	ug/kg	
108-88-3	Toluene	ND	0.94	0.50	ug/kg	
87-61-6	1,2,3-Trichlorobenzene	ND	4.7	2.4	ug/kg	
120-82-1	1,2,4-Trichlorobenzene	ND	4.7	2.4	ug/kg	
71-55-6	1,1,1-Trichloroethane	ND	1.9	0.46	ug/kg	
79-00-5	1,1,2-Trichloroethane	ND	1.9	0.52	ug/kg	
79-01-6	Trichloroethene	ND	0.94	0.72	ug/kg	
75-69-4	Trichlorofluoromethane	ND	4.7	0.65	ug/kg	
75-01-4	Vinyl chloride	ND	1.9	0.45	ug/kg	
	m,p-Xylene	ND	0.94	0.85	ug/kg	
95-47-6	o-Xylene	ND	0.94	0.43	ug/kg	
1330-20-7	Xylene (total)	ND	0.94	0.43	ug/kg	

CAS No.	Surrogate Recoveries	Run# 1	Run# 2	Limits
1868-53-7	Dibromofluoromethane	106%		72-130%
17060-07-0	1,2-Dichloroethane-D4	104%		75-131%
2037-26-5	Toluene-D8	89%		81-121%
460-00-4	4-Bromofluorobenzene	96%		60-141%

CAS No.	Tentatively Identified Compounds	R.T.	Est. Conc.	Units	Q
	Total TIC, Volatile		0	ug/kg	

ND = Not detected MDL = Method Detection Limit
RL = Reporting Limit
E = Indicates value exceeds calibration range

J = Indicates an estimated value
B = Indicates analyte found in associated method blank
N = Indicates presumptive evidence of a compound

Report of Analysis

Client Sample ID:	TT-SB-20-6.5-8.5		
Lab Sample ID:	JD35939-8	**Date Sampled:**	11/30/21
Matrix:	SO - Soil	**Date Received:**	11/30/21
Method:	SW846 8270E SW846 3546	**Percent Solids:**	88.2
Project:	2nd Avenue and 33-39th Street, Brooklyn, NY		

	File ID	DF	Analyzed	By	Prep Date	Prep Batch	Analytical Batch
Run #1	3E115510.D	1	12/05/21 15:06	KLS	12/03/21 12:30	OP36903	E3E5278
Run #2							

	Initial Weight	Final Volume
Run #1	30.6 g	1.0 ml
Run #2		

ABN TCL List (SOM0 2.0)

CAS No.	Compound	Result	RL	MDL	Units	Q
95-57-8	2-Chlorophenol	ND	74	18	ug/kg	
59-50-7	4-Chloro-3-methyl phenol	ND	190	23	ug/kg	
120-83-2	2,4-Dichlorophenol	ND	190	32	ug/kg	
105-67-9	2,4-Dimethylphenol	ND	190	66	ug/kg	
51-28-5	2,4-Dinitrophenol	ND	190	140	ug/kg	
534-52-1	4,6-Dinitro-o-cresol	ND	190	40	ug/kg	
95-48-7	2-Methylphenol	ND	74	24	ug/kg	
	3&4-Methylphenol	ND	74	30	ug/kg	
88-75-5	2-Nitrophenol	ND	190	24	ug/kg	
100-02-7	4-Nitrophenol [a]	ND	370	99	ug/kg	
87-86-5	Pentachlorophenol	ND	150	35	ug/kg	
108-95-2	Phenol	ND	74	19	ug/kg	
58-90-2	2,3,4,6-Tetrachlorophenol	ND	190	25	ug/kg	
95-95-4	2,4,5-Trichlorophenol	ND	190	28	ug/kg	
88-06-2	2,4,6-Trichlorophenol	ND	190	22	ug/kg	
83-32-9	Acenaphthene	ND	37	13	ug/kg	
208-96-8	Acenaphthylene	ND	37	19	ug/kg	
98-86-2	Acetophenone	ND	190	8.0	ug/kg	
120-12-7	Anthracene	ND	37	23	ug/kg	
1912-24-9	Atrazine	ND	74	16	ug/kg	
56-55-3	Benzo(a)anthracene	54.8	37	10	ug/kg	
50-32-8	Benzo(a)pyrene	48.9	37	17	ug/kg	
205-99-2	Benzo(b)fluoranthene	60.4	37	16	ug/kg	
191-24-2	Benzo(g,h,i)perylene	36.5	37	19	ug/kg	J
207-08-9	Benzo(k)fluoranthene	24.2	37	17	ug/kg	J
101-55-3	4-Bromophenyl phenyl ether	ND	74	14	ug/kg	
85-68-7	Butyl benzyl phthalate	ND	74	9.0	ug/kg	
92-52-4	1,1'-Biphenyl	ND	74	5.1	ug/kg	
100-52-7	Benzaldehyde	ND	190	9.2	ug/kg	
91-58-7	2-Chloronaphthalene	ND	74	8.8	ug/kg	
106-47-8	4-Chloroaniline	ND	190	13	ug/kg	
86-74-8	Carbazole	ND	74	5.4	ug/kg	

ND = Not detected MDL = Method Detection Limit
RL = Reporting Limit
E = Indicates value exceeds calibration range

J = Indicates an estimated value
B = Indicates analyte found in associated method blank
N = Indicates presumptive evidence of a compound

Report of Analysis

Client Sample ID:	TT-SB-20-6.5-8.5		
Lab Sample ID:	JD35939-8	**Date Sampled:**	11/30/21
Matrix:	SO - Soil	**Date Received:**	11/30/21
Method:	SW846 8270E SW846 3546	**Percent Solids:**	88.2
Project:	2nd Avenue and 33-39th Street, Brooklyn, NY		

ABN TCL List (SOM0 2.0)

CAS No.	Compound	Result	RL	MDL	Units	Q
105-60-2	Caprolactam [a]	ND	74	15	ug/kg	
218-01-9	Chrysene	53.4	37	12	ug/kg	
111-91-1	bis(2-Chloroethoxy)methane	ND	74	7.9	ug/kg	
111-44-4	bis(2-Chloroethyl)ether	ND	74	16	ug/kg	
108-60-1	2,2'-Oxybis(1-chloropropane)	ND	74	13	ug/kg	
7005-72-3	4-Chlorophenyl phenyl ether	ND	74	12	ug/kg	
121-14-2	2,4-Dinitrotoluene	ND	37	11	ug/kg	
606-20-2	2,6-Dinitrotoluene	ND	37	19	ug/kg	
91-94-1	3,3'-Dichlorobenzidine	ND	74	31	ug/kg	
123-91-1	1,4-Dioxane	ND	37	24	ug/kg	
53-70-3	Dibenzo(a,h)anthracene	ND	37	16	ug/kg	
132-64-9	Dibenzofuran	ND	74	15	ug/kg	
84-74-2	Di-n-butyl phthalate	ND	74	6.0	ug/kg	
117-84-0	Di-n-octyl phthalate	ND	74	9.2	ug/kg	
84-66-2	Diethyl phthalate	ND	74	7.9	ug/kg	
131-11-3	Dimethyl phthalate	ND	74	6.6	ug/kg	
117-81-7	bis(2-Ethylhexyl)phthalate	ND	74	8.7	ug/kg	
206-44-0	Fluoranthene	110	37	17	ug/kg	
86-73-7	Fluorene	ND	37	17	ug/kg	
118-74-1	Hexachlorobenzene	ND	74	9.4	ug/kg	
87-68-3	Hexachlorobutadiene	ND	37	15	ug/kg	
77-47-4	Hexachlorocyclopentadiene [a]	ND	370	15	ug/kg	
67-72-1	Hexachloroethane	ND	190	18	ug/kg	
193-39-5	Indeno(1,2,3-cd)pyrene	39.4	37	17	ug/kg	
78-59-1	Isophorone	ND	74	7.9	ug/kg	
91-57-6	2-Methylnaphthalene	ND	37	8.4	ug/kg	
88-74-4	2-Nitroaniline	ND	190	8.7	ug/kg	
99-09-2	3-Nitroaniline	ND	190	9.3	ug/kg	
100-01-6	4-Nitroaniline	ND	190	9.6	ug/kg	
91-20-3	Naphthalene	ND	37	10	ug/kg	
98-95-3	Nitrobenzene	ND	74	14	ug/kg	
621-64-7	N-Nitroso-di-n-propylamine	ND	74	11	ug/kg	
86-30-6	N-Nitrosodiphenylamine	ND	190	14	ug/kg	
85-01-8	Phenanthrene	66.3	37	12	ug/kg	
129-00-0	Pyrene	91.4	37	12	ug/kg	
95-94-3	1,2,4,5-Tetrachlorobenzene	ND	190	9.4	ug/kg	

CAS No.	Surrogate Recoveries	Run# 1	Run# 2	Limits
367-12-4	2-Fluorophenol	40%		10-109%

ND = Not detected MDL = Method Detection Limit
RL = Reporting Limit
E = Indicates value exceeds calibration range

J = Indicates an estimated value
B = Indicates analyte found in associated method blank
N = Indicates presumptive evidence of a compound

Report of Analysis

Client Sample ID:	TT-SB-20-6.5-8.5		
Lab Sample ID:	JD35939-8	**Date Sampled:**	11/30/21
Matrix:	SO - Soil	**Date Received:**	11/30/21
Method:	SW846 8270E SW846 3546	**Percent Solids:**	88.2
Project:	2nd Avenue and 33-39th Street, Brooklyn, NY		

ABN TCL List (SOM0 2.0)

CAS No.	Surrogate Recoveries	Run# 1	Run# 2	Limits
4165-62-2	Phenol-d5	42%		10-105%
118-79-6	2,4,6-Tribromophenol	61%		10-135%
4165-60-0	Nitrobenzene-d5	47%		10-119%
321-60-8	2-Fluorobiphenyl	50%		18-112%
1718-51-0	Terphenyl-d14	53%		18-125%

CAS No.	Tentatively Identified Compounds	R.T.	Est. Conc.	Units	Q
	System artifact	2.74	230	ug/kg	J
	System artifact/aldol-condensation	2.81	260	ug/kg	J
301-02-0	9-Octadecenamide, (Z)-	12.59	640	ug/kg	JN
	Total TIC, Semi-Volatile		640	ug/kg	J

(a) Associated CCV outside of control limits high, sample was ND.

ND = Not detected MDL = Method Detection Limit
RL = Reporting Limit
E = Indicates value exceeds calibration range

J = Indicates an estimated value
B = Indicates analyte found in associated method blank
N = Indicates presumptive evidence of a compound

Report of Analysis

Client Sample ID:	TT-SB-20-6.5-8.5		
Lab Sample ID:	JD35939-8	**Date Sampled:**	11/30/21
Matrix:	SO - Soil	**Date Received:**	11/30/21
Method:	SW846 8270E BY SIM SW846 3546	**Percent Solids:**	88.2
Project:	2nd Avenue and 33-39th Street, Brooklyn, NY		

	File ID	DF	Analyzed	By	Prep Date	Prep Batch	Analytical Batch
Run #1	4M105235.D	1	12/17/21 17:00	KLS	12/01/21 16:25	OP36903A	E4M4890
Run #2							

	Initial Weight	Final Volume
Run #1	30.6 g	1.0 ml
Run #2		

CAS No.	Compound	Result	RL	MDL	Units	Q
123-91-1	1,4-Dioxane	ND	3.7	1.9	ug/kg	

CAS No.	Surrogate Recoveries	Run# 1	Run# 2	Limits
4165-60-0	Nitrobenzene-d5	58%		10-107%
321-60-8	2-Fluorobiphenyl	56%		17-91%
1718-51-0	Terphenyl-d14	63%		17-105%

ND = Not detected MDL = Method Detection Limit
RL = Reporting Limit
E = Indicates value exceeds calibration range

J = Indicates an estimated value
B = Indicates analyte found in associated method blank
N = Indicates presumptive evidence of a compound

Report of Analysis

Client Sample ID:	TT-SB-20-6.5-8.5		
Lab Sample ID:	JD35939-8	**Date Sampled:**	11/30/21
Matrix:	SO - Soil	**Date Received:**	11/30/21
Method:	SW846 8151A SW846 3546	**Percent Solids:**	88.2
Project:	2nd Avenue and 33-39th Street, Brooklyn, NY		

	File ID	DF	Analyzed	By	Prep Date	Prep Batch	Analytical Batch
Run #1	3G134424.D	1	12/06/21 06:22	CP	12/02/21 10:10	OP36906	G3G4903
Run #2							

	Initial Weight	Final Volume
Run #1	15.8 g	5.0 ml
Run #2		

Herbicide List

CAS No.	Compound	Result	RL	MDL	Units	Q
94-75-7	2,4-D	ND	18	8.0	ug/kg	
93-72-1	2,4,5-TP (Silvex)	ND	3.6	2.0	ug/kg	
93-76-5	2,4,5-T	ND	3.6	1.8	ug/kg	

CAS No.	Surrogate Recoveries	Run# 1	Run# 2	Limits
19719-28-9	2,4-DCAA	42%		10-125%
19719-28-9	2,4-DCAA	40%		10-125%

ND = Not detected MDL = Method Detection Limit
RL = Reporting Limit
E = Indicates value exceeds calibration range

J = Indicates an estimated value
B = Indicates analyte found in associated method blank
N = Indicates presumptive evidence of a compound

Report of Analysis

Client Sample ID:	TT-SB-20-6.5-8.5		
Lab Sample ID:	JD35939-8	**Date Sampled:**	11/30/21
Matrix:	SO - Soil	**Date Received:**	11/30/21
Method:	SW846 8081B SW846 3546	**Percent Solids:**	88.2
Project:	2nd Avenue and 33-39th Street, Brooklyn, NY		

	File ID	DF	Analyzed	By	Prep Date	Prep Batch	Analytical Batch
Run #1	1G171728.D	1	12/04/21 02:38	RK	12/02/21 12:00	OP36907	G1G5924
Run #2							

	Initial Weight	Final Volume
Run #1	15.8 g	10.0 ml
Run #2		

Pesticide TCL List

CAS No.	Compound	Result	RL	MDL	Units	Q
309-00-2	Aldrin	ND	0.72	0.59	ug/kg	
319-84-6	alpha-BHC	ND	0.72	0.58	ug/kg	
319-85-7	beta-BHC	ND	0.72	0.65	ug/kg	
319-86-8	delta-BHC	ND	0.72	0.69	ug/kg	
58-89-9	gamma-BHC (Lindane)	ND	0.72	0.53	ug/kg	
5103-71-9	alpha-Chlordane	ND	0.72	0.58	ug/kg	
5103-74-2	gamma-Chlordane	ND	0.72	0.33	ug/kg	
60-57-1	Dieldrin	ND	0.72	0.49	ug/kg	
72-54-8	4,4'-DDD	ND	0.72	0.66	ug/kg	
72-55-9	4,4'-DDE	ND	0.72	0.63	ug/kg	
50-29-3	4,4'-DDT	ND	0.72	0.64	ug/kg	
72-20-8	Endrin	ND	0.72	0.56	ug/kg	
1031-07-8	Endosulfan sulfate	ND	0.72	0.56	ug/kg	
7421-93-4	Endrin aldehyde	ND	0.72	0.41	ug/kg	
959-98-8	Endosulfan-I	ND	0.72	0.41	ug/kg	
33213-65-9	Endosulfan-II	ND	0.72	0.45	ug/kg	
76-44-8	Heptachlor	ND	0.72	0.62	ug/kg	
1024-57-3	Heptachlor epoxide	ND	0.72	0.50	ug/kg	
72-43-5	Methoxychlor	ND	1.4	0.57	ug/kg	
53494-70-5	Endrin ketone	ND	0.72	0.52	ug/kg	
8001-35-2	Toxaphene	ND	18	17	ug/kg	

CAS No.	Surrogate Recoveries	Run# 1	Run# 2	Limits
877-09-8	Tetrachloro-m-xylene	109%		27-138%
877-09-8	Tetrachloro-m-xylene	112%		27-138%
2051-24-3	Decachlorobiphenyl	98%		10-179%
2051-24-3	Decachlorobiphenyl	109%		10-179%

ND = Not detected MDL = Method Detection Limit
RL = Reporting Limit
E = Indicates value exceeds calibration range

J = Indicates an estimated value
B = Indicates analyte found in associated method blank
N = Indicates presumptive evidence of a compound

Report of Analysis

Client Sample ID:	TT-SB-20-6.5-8.5		
Lab Sample ID:	JD35939-8	**Date Sampled:**	11/30/21
Matrix:	SO - Soil	**Date Received:**	11/30/21
Method:	SW846 8082A SW846 3546	**Percent Solids:**	88.2
Project:	2nd Avenue and 33-39th Street, Brooklyn, NY		

	File ID	DF	Analyzed	By	Prep Date	Prep Batch	Analytical Batch
Run #1	XX2475269.D	1	12/06/21 21:39	TL	12/02/21 12:00	OP36908	GXX7676
Run #2							

	Initial Weight	Final Volume
Run #1	15.8 g	10.0 ml
Run #2		

PCB List

CAS No.	Compound	Result	RL	MDL	Units	Q
12674-11-2	Aroclor 1016	ND	36	17	ug/kg	
11104-28-2	Aroclor 1221	ND	36	22	ug/kg	
11141-16-5	Aroclor 1232	ND	36	23	ug/kg	
53469-21-9	Aroclor 1242	ND	36	15	ug/kg	
12672-29-6	Aroclor 1248	ND	36	32	ug/kg	
11097-69-1	Aroclor 1254	ND	36	19	ug/kg	
11096-82-5	Aroclor 1260	ND	36	15	ug/kg	
11100-14-4	Aroclor 1268	ND	36	15	ug/kg	
37324-23-5	Aroclor 1262	ND	36	23	ug/kg	

CAS No.	Surrogate Recoveries	Run# 1	Run# 2	Limits
877-09-8	Tetrachloro-m-xylene	103%		24-152%
877-09-8	Tetrachloro-m-xylene	100%		24-152%
2051-24-3	Decachlorobiphenyl	104%		10-172%
2051-24-3	Decachlorobiphenyl	99%		10-172%

ND = Not detected MDL = Method Detection Limit
RL = Reporting Limit
E = Indicates value exceeds calibration range

J = Indicates an estimated value
B = Indicates analyte found in associated method blank
N = Indicates presumptive evidence of a compound

Report of Analysis

Client Sample ID:	TT-SB-20-6.5-8.5		
Lab Sample ID:	JD35939-8	**Date Sampled:**	11/30/21
Matrix:	SO - Soil	**Date Received:**	11/30/21
		Percent Solids:	88.2
Project:	2nd Avenue and 33-39th Street, Brooklyn, NY		

Metals Analysis

Analyte	Result	RL	Units	DF	Prep	Analyzed	By	Method	Prep Method
Aluminum	3720	56	mg/kg	1	12/04/21	12/05/21	ND	SW846 6010D [2]	SW846 3050B [4]
Antimony	< 2.2	2.2	mg/kg	1	12/04/21	12/05/21	ND	SW846 6010D [2]	SW846 3050B [4]
Arsenic	5.3	2.2	mg/kg	1	12/04/21	12/05/21	ND	SW846 6010D [2]	SW846 3050B [4]
Barium	365	22	mg/kg	1	12/04/21	12/05/21	ND	SW846 6010D [2]	SW846 3050B [4]
Beryllium	0.35	0.22	mg/kg	1	12/04/21	12/05/21	ND	SW846 6010D [2]	SW846 3050B [4]
Cadmium	< 0.56	0.56	mg/kg	1	12/04/21	12/05/21	ND	SW846 6010D [2]	SW846 3050B [4]
Calcium	1400	560	mg/kg	1	12/04/21	12/05/21	ND	SW846 6010D [2]	SW846 3050B [4]
Chromium	12.3	1.1	mg/kg	1	12/04/21	12/05/21	ND	SW846 6010D [2]	SW846 3050B [4]
Cobalt	< 5.6	5.6	mg/kg	1	12/04/21	12/05/21	ND	SW846 6010D [2]	SW846 3050B [4]
Copper	61.1	2.8	mg/kg	1	12/04/21	12/05/21	ND	SW846 6010D [2]	SW846 3050B [4]
Iron	11100	56	mg/kg	1	12/04/21	12/05/21	ND	SW846 6010D [2]	SW846 3050B [4]
Lead	377	2.2	mg/kg	1	12/04/21	12/05/21	ND	SW846 6010D [2]	SW846 3050B [4]
Magnesium	1760	560	mg/kg	1	12/04/21	12/05/21	ND	SW846 6010D [2]	SW846 3050B [4]
Manganese	167	1.7	mg/kg	1	12/04/21	12/05/21	ND	SW846 6010D [2]	SW846 3050B [4]
Mercury	0.24	0.029	mg/kg	1	12/02/21	12/02/21	SB	SW846 7471B [1]	SW846 7471B [3]
Nickel	17.9	4.5	mg/kg	1	12/04/21	12/05/21	ND	SW846 6010D [2]	SW846 3050B [4]
Potassium	< 1100	1100	mg/kg	1	12/04/21	12/05/21	ND	SW846 6010D [2]	SW846 3050B [4]
Selenium	< 2.2	2.2	mg/kg	1	12/04/21	12/05/21	ND	SW846 6010D [2]	SW846 3050B [4]
Silver	< 0.56	0.56	mg/kg	1	12/04/21	12/05/21	ND	SW846 6010D [2]	SW846 3050B [4]
Sodium	< 1100	1100	mg/kg	1	12/04/21	12/05/21	ND	SW846 6010D [2]	SW846 3050B [4]
Thallium	< 1.1	1.1	mg/kg	1	12/04/21	12/05/21	ND	SW846 6010D [2]	SW846 3050B [4]
Vanadium	15.4	5.6	mg/kg	1	12/04/21	12/05/21	ND	SW846 6010D [2]	SW846 3050B [4]
Zinc	323	5.6	mg/kg	1	12/04/21	12/05/21	ND	SW846 6010D [2]	SW846 3050B [4]

(1) Instrument QC Batch: MA51520
(2) Instrument QC Batch: MA51546
(3) Prep QC Batch: MP30120
(4) Prep QC Batch: MP30147

RL = Reporting Limit

Report of Analysis

Client Sample ID:	TT-SB-20-6.5-8.5		
Lab Sample ID:	JD35939-8	**Date Sampled:**	11/30/21
Matrix:	SO - Soil	**Date Received:**	11/30/21
		Percent Solids:	88.2
Project:	2nd Avenue and 33-39th Street, Brooklyn, NY		

General Chemistry

Analyte	Result	RL	Units	DF	Analyzed	By	Method
Cyanide	0.60	0.32	mg/kg	1	12/09/21 01:02	EB	SW846 9012B/LACHAT
Solids, Percent	88.2		%	1	12/01/21 15:55	BG	SM2540 G 18TH ED MOD

RL = Reporting Limit

Report of Analysis

Client Sample ID:	TT-SB-20-6.5-8.5		
Lab Sample ID:	JD35939-8A	**Date Sampled:**	11/30/21
Matrix:	SO - Soil	**Date Received:**	11/30/21
Method:	EPA 537M BY ID IN HOUSE	**Percent Solids:**	88.2
Project:	2nd Avenue and 33-39th Street, Brooklyn, NY		

	File ID	DF	Analyzed	By	Prep Date	Prep Batch	Analytical Batch
Run #1 [a]	3Q51032.D	1	12/22/21 07:04	AFL	12/15/21 08:30	F:OP88850	F:S3Q713
Run #2							

	Initial Weight	Final Volume
Run #1	1.96 g	1.0 ml
Run #2		

PFAS List

CAS No.	Compound	Result	RL	MDL	Units	Q
PERFLUOROALKYLCARBOXYLIC ACIDS						
375-22-4	Perfluorobutanoic acid	ND	1.2	0.44	ug/kg	
2706-90-3	Perfluoropentanoic acid	ND	0.58	0.29	ug/kg	
307-24-4	Perfluorohexanoic acid	ND	0.58	0.29	ug/kg	
375-85-9	Perfluoroheptanoic acid	ND	0.58	0.29	ug/kg	
335-67-1	Perfluorooctanoic acid	ND	0.58	0.29	ug/kg	
375-95-1	Perfluorononanoic acid	ND	0.58	0.29	ug/kg	
335-76-2	Perfluorodecanoic acid	ND	0.58	0.29	ug/kg	
2058-94-8	Perfluoroundecanoic acid	ND	0.58	0.29	ug/kg	
307-55-1	Perfluorododecanoic acid	ND	0.58	0.29	ug/kg	
72629-94-8	Perfluorotridecanoic acid	ND	0.58	0.31	ug/kg	
376-06-7	Perfluorotetradecanoic acid	ND	0.58	0.29	ug/kg	
PERFLUOROALKYLSULFONIC ACIDS						
375-73-5	Perfluorobutanesulfonic acid	ND	0.58	0.29	ug/kg	
355-46-4	Perfluorohexanesulfonic acid	ND	0.58	0.29	ug/kg	
375-92-8	Perfluoroheptanesulfonic acid	ND	0.58	0.29	ug/kg	
1763-23-1	Perfluorooctanesulfonic acid	ND	0.58	0.29	ug/kg	
335-77-3	Perfluorodecanesulfonic acid	ND	0.58	0.29	ug/kg	
PERFLUOROOCTANESULFONAMIDES						
754-91-6	PFOSA	ND	0.58	0.29	ug/kg	
PERFLUOROOCTANESULFONAMIDOACETIC ACIDS						
2355-31-9	MeFOSAA	ND	1.2	0.58	ug/kg	
2991-50-6	EtFOSAA	ND	1.2	0.58	ug/kg	
FLUOROTELOMER SULFONATES						
27619-97-2	6:2 Fluorotelomer sulfonate	ND	1.2	0.29	ug/kg	
39108-34-4	8:2 Fluorotelomer sulfonate	ND	1.2	0.29	ug/kg	

ND = Not detected MDL = Method Detection Limit J = Indicates an estimated value
RL = Reporting Limit B = Indicates analyte found in associated method blank
E = Indicates value exceeds calibration range N = Indicates presumptive evidence of a compound

Report of Analysis

Client Sample ID:	TT-SB-20-6.5-8.5		
Lab Sample ID:	JD35939-8A	**Date Sampled:**	11/30/21
Matrix:	SO - Soil	**Date Received:**	11/30/21
Method:	EPA 537M BY ID IN HOUSE	**Percent Solids:**	88.2
Project:	2nd Avenue and 33-39th Street, Brooklyn, NY		

PFAS List

CAS No.	ID Standard Recoveries	Run# 1	Run# 2	Limits
	13C4-PFBA	109%		40-140%
	13C5-PFPeA	112%		50-150%
	13C5-PFHxA	113%		50-150%
	13C4-PFHpA	114%		50-150%
	13C8-PFOA	113%		50-150%
	13C9-PFNA	113%		50-150%
	13C6-PFDA	118%		50-150%
	13C7-PFUnDA	121%		40-140%
	13C2-PFDoDA	111%		40-140%
	13C2-PFTeDA	114%		30-130%
	13C3-PFBS	110%		50-150%
	13C3-PFHxS	113%		50-150%
	13C8-PFOS	109%		50-150%
	13C8-FOSA	121%		30-130%
	d3-MeFOSAA	132%		40-140%
	d5-EtFOSAA	128%		40-140%
	13C2-6:2FTS	109%		50-150%
	13C2-8:2FTS	110%		50-150%

(a) Analysis performed at SGS Orlando, FL.

ND = Not detected MDL = Method Detection Limit
RL = Reporting Limit
E = Indicates value exceeds calibration range

J = Indicates an estimated value
B = Indicates analyte found in associated method blank
N = Indicates presumptive evidence of a compound

Report of Analysis

Client Sample ID:	TT-SB-21-6.5-8.5		
Lab Sample ID:	JD35939-9	**Date Sampled:**	11/30/21
Matrix:	SO - Soil	**Date Received:**	11/30/21
Method:	SW846 8260D SW846 5035	**Percent Solids:**	85.6
Project:	2nd Avenue and 33-39th Street, Brooklyn, NY		

	File ID	DF	Analyzed	By	Prep Date	Prep Batch	Analytical Batch
Run #1	I240296.D	1	12/02/21 15:52	PS	12/01/21 09:00	n/a	VI9769
Run #2							

	Initial Weight
Run #1	6.2 g
Run #2	

VOA TCL List

CAS No.	Compound	Result	RL	MDL	Units	Q
67-64-1	Acetone	9.7	9.4	3.9	ug/kg	
71-43-2	Benzene	ND	0.47	0.43	ug/kg	
74-97-5	Bromochloromethane	ND	4.7	0.53	ug/kg	
75-27-4	Bromodichloromethane	ND	1.9	0.40	ug/kg	
75-25-2	Bromoform	ND	4.7	1.3	ug/kg	
74-83-9	Bromomethane	ND	4.7	0.72	ug/kg	
78-93-3	2-Butanone (MEK)	ND	9.4	2.3	ug/kg	
75-15-0	Carbon disulfide	ND	1.9	0.50	ug/kg	
56-23-5	Carbon tetrachloride	ND	1.9	0.58	ug/kg	
108-90-7	Chlorobenzene	ND	1.9	0.43	ug/kg	
75-00-3	Chloroethane	ND	4.7	0.56	ug/kg	
67-66-3	Chloroform	ND	1.9	0.49	ug/kg	
74-87-3	Chloromethane	ND	4.7	1.8	ug/kg	
110-82-7	Cyclohexane	ND	1.9	0.62	ug/kg	
96-12-8	1,2-Dibromo-3-chloropropane	ND	1.9	0.65	ug/kg	
124-48-1	Dibromochloromethane	ND	1.9	0.53	ug/kg	
106-93-4	1,2-Dibromoethane	ND	0.94	0.40	ug/kg	
95-50-1	1,2-Dichlorobenzene	ND	0.94	0.51	ug/kg	
541-73-1	1,3-Dichlorobenzene	ND	0.94	0.47	ug/kg	
106-46-7	1,4-Dichlorobenzene	ND	0.94	0.47	ug/kg	
75-71-8	Dichlorodifluoromethane	ND	4.7	0.68	ug/kg	
75-34-3	1,1-Dichloroethane	ND	0.94	0.47	ug/kg	
107-06-2	1,2-Dichloroethane	ND	0.94	0.44	ug/kg	
75-35-4	1,1-Dichloroethene	ND	0.94	0.62	ug/kg	
156-59-2	cis-1,2-Dichloroethene	ND	0.94	0.79	ug/kg	
156-60-5	trans-1,2-Dichloroethene	ND	0.94	0.58	ug/kg	
78-87-5	1,2-Dichloropropane	ND	1.9	0.45	ug/kg	
10061-01-5	cis-1,3-Dichloropropene	ND	1.9	0.45	ug/kg	
10061-02-6	trans-1,3-Dichloropropene	ND	1.9	0.43	ug/kg	
100-41-4	Ethylbenzene	ND	0.94	0.43	ug/kg	
76-13-1	Freon 113	ND	4.7	2.5	ug/kg	
591-78-6	2-Hexanone	ND	4.7	2.0	ug/kg	

ND = Not detected MDL = Method Detection Limit
RL = Reporting Limit
E = Indicates value exceeds calibration range

J = Indicates an estimated value
B = Indicates analyte found in associated method blank
N = Indicates presumptive evidence of a compound

Report of Analysis

Client Sample ID:	TT-SB-21-6.5-8.5		
Lab Sample ID:	JD35939-9	**Date Sampled:**	11/30/21
Matrix:	SO - Soil	**Date Received:**	11/30/21
Method:	SW846 8260D SW846 5035	**Percent Solids:**	85.6
Project:	2nd Avenue and 33-39th Street, Brooklyn, NY		

VOA TCL List

CAS No.	Compound	Result	RL	MDL	Units	Q
98-82-8	Isopropylbenzene	ND	1.9	1.3	ug/kg	
79-20-9	Methyl Acetate	ND	4.7	1.3	ug/kg	
108-87-2	Methylcyclohexane	ND	1.9	0.82	ug/kg	
1634-04-4	Methyl Tert Butyl Ether	ND	0.94	0.44	ug/kg	
108-10-1	4-Methyl-2-pentanone(MIBK)	ND	4.7	2.1	ug/kg	
75-09-2	Methylene chloride	ND	4.7	2.5	ug/kg	
100-42-5	Styrene	ND	1.9	0.38	ug/kg	
79-34-5	1,1,2,2-Tetrachloroethane	ND	1.9	0.56	ug/kg	
127-18-4	Tetrachloroethene	ND	1.9	0.55	ug/kg	
108-88-3	Toluene	ND	0.94	0.49	ug/kg	
87-61-6	1,2,3-Trichlorobenzene	ND	4.7	2.4	ug/kg	
120-82-1	1,2,4-Trichlorobenzene	ND	4.7	2.4	ug/kg	
71-55-6	1,1,1-Trichloroethane	ND	1.9	0.46	ug/kg	
79-00-5	1,1,2-Trichloroethane	ND	1.9	0.52	ug/kg	
79-01-6	Trichloroethene	ND	0.94	0.72	ug/kg	
75-69-4	Trichlorofluoromethane	ND	4.7	0.64	ug/kg	
75-01-4	Vinyl chloride	ND	1.9	0.45	ug/kg	
	m,p-Xylene	ND	0.94	0.84	ug/kg	
95-47-6	o-Xylene	ND	0.94	0.43	ug/kg	
1330-20-7	Xylene (total)	ND	0.94	0.43	ug/kg	

CAS No.	Surrogate Recoveries	Run# 1	Run# 2	Limits
1868-53-7	Dibromofluoromethane	106%		72-130%
17060-07-0	1,2-Dichloroethane-D4	106%		75-131%
2037-26-5	Toluene-D8	89%		81-121%
460-00-4	4-Bromofluorobenzene	97%		60-141%

CAS No.	Tentatively Identified Compounds	R.T.	Est. Conc.	Units	Q
	Total TIC, Volatile		0	ug/kg	

ND = Not detected MDL = Method Detection Limit
RL = Reporting Limit
E = Indicates value exceeds calibration range

J = Indicates an estimated value
B = Indicates analyte found in associated method blank
N = Indicates presumptive evidence of a compound

Report of Analysis

Client Sample ID:	TT-SB-21-6.5-8.5		
Lab Sample ID:	JD35939-9	**Date Sampled:**	11/30/21
Matrix:	SO - Soil	**Date Received:**	11/30/21
Method:	SW846 8270E SW846 3546	**Percent Solids:**	85.6
Project:	2nd Avenue and 33-39th Street, Brooklyn, NY		

	File ID	DF	Analyzed	By	Prep Date	Prep Batch	Analytical Batch
Run #1	3E115511.D	1	12/05/21 15:31	KLS	12/03/21 12:30	OP36903	E3E5278
Run #2							

	Initial Weight	Final Volume
Run #1	30.9 g	1.0 ml
Run #2		

ABN TCL List (SOM0 2.0)

CAS No.	Compound	Result	RL	MDL	Units	Q
95-57-8	2-Chlorophenol	ND	76	19	ug/kg	
59-50-7	4-Chloro-3-methyl phenol	ND	190	23	ug/kg	
120-83-2	2,4-Dichlorophenol	ND	190	32	ug/kg	
105-67-9	2,4-Dimethylphenol	ND	190	67	ug/kg	
51-28-5	2,4-Dinitrophenol	ND	190	140	ug/kg	
534-52-1	4,6-Dinitro-o-cresol	ND	190	40	ug/kg	
95-48-7	2-Methylphenol	ND	76	24	ug/kg	
	3&4-Methylphenol	ND	76	31	ug/kg	
88-75-5	2-Nitrophenol	ND	190	25	ug/kg	
100-02-7	4-Nitrophenol [a]	ND	380	100	ug/kg	
87-86-5	Pentachlorophenol	ND	150	36	ug/kg	
108-95-2	Phenol	ND	76	20	ug/kg	
58-90-2	2,3,4,6-Tetrachlorophenol	ND	190	25	ug/kg	
95-95-4	2,4,5-Trichlorophenol	ND	190	28	ug/kg	
88-06-2	2,4,6-Trichlorophenol	ND	190	23	ug/kg	
83-32-9	Acenaphthene	ND	38	13	ug/kg	
208-96-8	Acenaphthylene	ND	38	19	ug/kg	
98-86-2	Acetophenone	ND	190	8.1	ug/kg	
120-12-7	Anthracene	ND	38	23	ug/kg	
1912-24-9	Atrazine	ND	76	16	ug/kg	
56-55-3	Benzo(a)anthracene	26.4	38	11	ug/kg	J
50-32-8	Benzo(a)pyrene	29.2	38	17	ug/kg	J
205-99-2	Benzo(b)fluoranthene	27.2	38	17	ug/kg	J
191-24-2	Benzo(g,h,i)perylene	20.3	38	19	ug/kg	J
207-08-9	Benzo(k)fluoranthene	ND	38	18	ug/kg	
101-55-3	4-Bromophenyl phenyl ether	ND	76	15	ug/kg	
85-68-7	Butyl benzyl phthalate	ND	76	9.2	ug/kg	
92-52-4	1,1'-Biphenyl	ND	76	5.2	ug/kg	
100-52-7	Benzaldehyde	ND	190	9.4	ug/kg	
91-58-7	2-Chloronaphthalene	ND	76	9.0	ug/kg	
106-47-8	4-Chloroaniline	ND	190	14	ug/kg	
86-74-8	Carbazole	ND	76	5.5	ug/kg	

ND = Not detected MDL = Method Detection Limit J = Indicates an estimated value
RL = Reporting Limit B = Indicates analyte found in associated method blank
E = Indicates value exceeds calibration range N = Indicates presumptive evidence of a compound

Report of Analysis

Client Sample ID:	TT-SB-21-6.5-8.5		
Lab Sample ID:	JD35939-9	**Date Sampled:**	11/30/21
Matrix:	SO - Soil	**Date Received:**	11/30/21
Method:	SW846 8270E SW846 3546	**Percent Solids:**	85.6
Project:	2nd Avenue and 33-39th Street, Brooklyn, NY		

ABN TCL List (SOM0 2.0)

CAS No.	Compound	Result	RL	MDL	Units	Q
105-60-2	Caprolactam [a]	ND	76	15	ug/kg	
218-01-9	Chrysene	26.7	38	12	ug/kg	J
111-91-1	bis(2-Chloroethoxy)methane	ND	76	8.1	ug/kg	
111-44-4	bis(2-Chloroethyl)ether	ND	76	16	ug/kg	
108-60-1	2,2'-Oxybis(1-chloropropane)	ND	76	14	ug/kg	
7005-72-3	4-Chlorophenyl phenyl ether	ND	76	12	ug/kg	
121-14-2	2,4-Dinitrotoluene	ND	38	12	ug/kg	
606-20-2	2,6-Dinitrotoluene	ND	38	19	ug/kg	
91-94-1	3,3'-Dichlorobenzidine	ND	76	32	ug/kg	
123-91-1	1,4-Dioxane	ND	38	25	ug/kg	
53-70-3	Dibenzo(a,h)anthracene	ND	38	17	ug/kg	
132-64-9	Dibenzofuran	ND	76	15	ug/kg	
84-74-2	Di-n-butyl phthalate	ND	76	6.2	ug/kg	
117-84-0	Di-n-octyl phthalate	ND	76	9.4	ug/kg	
84-66-2	Diethyl phthalate	ND	76	8.1	ug/kg	
131-11-3	Dimethyl phthalate	ND	76	6.7	ug/kg	
117-81-7	bis(2-Ethylhexyl)phthalate	ND	76	8.8	ug/kg	
206-44-0	Fluoranthene	24.3	38	17	ug/kg	J
86-73-7	Fluorene	ND	38	17	ug/kg	
118-74-1	Hexachlorobenzene	ND	76	9.6	ug/kg	
87-68-3	Hexachlorobutadiene	ND	38	15	ug/kg	
77-47-4	Hexachlorocyclopentadiene [a]	ND	380	15	ug/kg	
67-72-1	Hexachloroethane	ND	190	19	ug/kg	
193-39-5	Indeno(1,2,3-cd)pyrene	20.6	38	18	ug/kg	J
78-59-1	Isophorone	ND	76	8.1	ug/kg	
91-57-6	2-Methylnaphthalene	ND	38	8.5	ug/kg	
88-74-4	2-Nitroaniline	ND	190	8.9	ug/kg	
99-09-2	3-Nitroaniline	ND	190	9.5	ug/kg	
100-01-6	4-Nitroaniline	ND	190	9.8	ug/kg	
91-20-3	Naphthalene	ND	38	11	ug/kg	
98-95-3	Nitrobenzene	ND	76	15	ug/kg	
621-64-7	N-Nitroso-di-n-propylamine	ND	76	11	ug/kg	
86-30-6	N-Nitrosodiphenylamine	ND	190	14	ug/kg	
85-01-8	Phenanthrene	23.1	38	13	ug/kg	J
129-00-0	Pyrene	25.1	38	12	ug/kg	J
95-94-3	1,2,4,5-Tetrachlorobenzene	ND	190	9.6	ug/kg	

CAS No.	Surrogate Recoveries	Run# 1	Run# 2	Limits
367-12-4	2-Fluorophenol	33%		10-109%

ND = Not detected MDL = Method Detection Limit
RL = Reporting Limit
E = Indicates value exceeds calibration range

J = Indicates an estimated value
B = Indicates analyte found in associated method blank
N = Indicates presumptive evidence of a compound

Report of Analysis

Client Sample ID:	TT-SB-21-6.5-8.5		
Lab Sample ID:	JD35939-9	**Date Sampled:**	11/30/21
Matrix:	SO - Soil	**Date Received:**	11/30/21
Method:	SW846 8270E SW846 3546	**Percent Solids:**	85.6
Project:	2nd Avenue and 33-39th Street, Brooklyn, NY		

ABN TCL List (SOM0 2.0)

CAS No.	Surrogate Recoveries	Run# 1	Run# 2	Limits
4165-62-2	Phenol-d5	34%		10-105%
118-79-6	2,4,6-Tribromophenol	56%		10-135%
4165-60-0	Nitrobenzene-d5	39%		10-119%
321-60-8	2-Fluorobiphenyl	38%		18-112%
1718-51-0	Terphenyl-d14	43%		18-125%

CAS No.	Tentatively Identified Compounds	R.T.	Est. Conc.	Units	Q
	System artifact	2.74	190	ug/kg	J
	System artifact/aldol-condensation	2.81	280	ug/kg	J
301-02-0	9-Octadecenamide, (Z)-	12.59	360	ug/kg	JN
	Total TIC, Semi-Volatile		360	ug/kg	J

(a) Associated CCV outside of control limits high, sample was ND.

ND = Not detected MDL = Method Detection Limit
RL = Reporting Limit
E = Indicates value exceeds calibration range

J = Indicates an estimated value
B = Indicates analyte found in associated method blank
N = Indicates presumptive evidence of a compound

Report of Analysis

Client Sample ID:	TT-SB-21-6.5-8.5		
Lab Sample ID:	JD35939-9	**Date Sampled:**	11/30/21
Matrix:	SO - Soil	**Date Received:**	11/30/21
Method:	SW846 8270E BY SIM SW846 3546	**Percent Solids:**	85.6
Project:	2nd Avenue and 33-39th Street, Brooklyn, NY		

	File ID	DF	Analyzed	By	Prep Date	Prep Batch	Analytical Batch
Run #1	4M105236.D	1	12/17/21 17:20	KLS	12/03/21 12:30	OP36903A	E4M4890
Run #2							

	Initial Weight	Final Volume
Run #1	30.9 g	1.0 ml
Run #2		

CAS No.	Compound	Result	RL	MDL	Units	Q
123-91-1	1,4-Dioxane	ND	3.8	1.9	ug/kg	

CAS No.	Surrogate Recoveries	Run# 1	Run# 2	Limits
4165-60-0	Nitrobenzene-d5	48%		10-107%
321-60-8	2-Fluorobiphenyl	46%		17-91%
1718-51-0	Terphenyl-d14	53%		17-105%

ND = Not detected MDL = Method Detection Limit
RL = Reporting Limit
E = Indicates value exceeds calibration range

J = Indicates an estimated value
B = Indicates analyte found in associated method blank
N = Indicates presumptive evidence of a compound

Report of Analysis

Client Sample ID:	TT-SB-21-6.5-8.5		
Lab Sample ID:	JD35939-9	**Date Sampled:**	11/30/21
Matrix:	SO - Soil	**Date Received:**	11/30/21
Method:	SW846 8151A SW846 3546	**Percent Solids:**	85.6
Project:	2nd Avenue and 33-39th Street, Brooklyn, NY		

	File ID	DF	Analyzed	By	Prep Date	Prep Batch	Analytical Batch
Run #1	3G134425.D	1	12/06/21 06:49	CP	12/02/21 10:10	OP36906	G3G4903
Run #2							

	Initial Weight	Final Volume
Run #1	15.3 g	5.0 ml
Run #2		

Herbicide List

CAS No.	Compound	Result	RL	MDL	Units	Q
94-75-7	2,4-D	ND	19	8.5	ug/kg	
93-72-1	2,4,5-TP (Silvex)	ND	3.8	2.2	ug/kg	
93-76-5	2,4,5-T	ND	3.8	1.9	ug/kg	

CAS No.	Surrogate Recoveries	Run# 1	Run# 2	Limits
19719-28-9	2,4-DCAA	1189% [a]		10-125%
19719-28-9	2,4-DCAA	31%		10-125%

(a) Outside control limits due to matrix interference.

ND = Not detected MDL = Method Detection Limit
RL = Reporting Limit
E = Indicates value exceeds calibration range

J = Indicates an estimated value
B = Indicates analyte found in associated method blank
N = Indicates presumptive evidence of a compound

Report of Analysis

Client Sample ID:	TT-SB-21-6.5-8.5		
Lab Sample ID:	JD35939-9	**Date Sampled:**	11/30/21
Matrix:	SO - Soil	**Date Received:**	11/30/21
Method:	SW846 8081B SW846 3546	**Percent Solids:**	85.6
Project:	2nd Avenue and 33-39th Street, Brooklyn, NY		

	File ID	DF	Analyzed	By	Prep Date	Prep Batch	Analytical Batch
Run #1 [a]	1G171903.D	1	12/09/21 04:33	CP	12/02/21 12:00	OP36907	G1G5930
Run #2							

	Initial Weight	Final Volume
Run #1	15.2 g	10.0 ml
Run #2		

Pesticide TCL List

CAS No.	Compound	Result	RL	MDL	Units	Q
309-00-2	Aldrin	ND	0.77	0.63	ug/kg	
319-84-6	alpha-BHC	ND	0.77	0.62	ug/kg	
319-85-7	beta-BHC	ND	0.77	0.69	ug/kg	
319-86-8	delta-BHC	ND	0.77	0.74	ug/kg	
58-89-9	gamma-BHC (Lindane)	ND	0.77	0.57	ug/kg	
5103-71-9	alpha-Chlordane	ND	0.77	0.62	ug/kg	
5103-74-2	gamma-Chlordane	ND	0.77	0.35	ug/kg	
60-57-1	Dieldrin	ND	0.77	0.53	ug/kg	
72-54-8	4,4'-DDD	ND	0.77	0.71	ug/kg	
72-55-9	4,4'-DDE	ND	0.77	0.67	ug/kg	
50-29-3	4,4'-DDT	ND	0.77	0.68	ug/kg	
72-20-8	Endrin	ND	0.77	0.60	ug/kg	
1031-07-8	Endosulfan sulfate	ND	0.77	0.60	ug/kg	
7421-93-4	Endrin aldehyde	ND	0.77	0.44	ug/kg	
959-98-8	Endosulfan-I	ND	0.77	0.44	ug/kg	
33213-65-9	Endosulfan-II	ND	0.77	0.48	ug/kg	
76-44-8	Heptachlor	ND	0.77	0.66	ug/kg	
1024-57-3	Heptachlor epoxide	ND	0.77	0.54	ug/kg	
72-43-5	Methoxychlor	ND	1.5	0.61	ug/kg	
53494-70-5	Endrin ketone	ND	0.77	0.56	ug/kg	
8001-35-2	Toxaphene	ND	19	18	ug/kg	

CAS No.	Surrogate Recoveries	Run# 1	Run# 2	Limits
877-09-8	Tetrachloro-m-xylene	94%		27-138%
877-09-8	Tetrachloro-m-xylene	93%		27-138%
2051-24-3	Decachlorobiphenyl	69%		10-179%
2051-24-3	Decachlorobiphenyl	77%		10-179%

(a) Had TBA cleanup.

ND = Not detected MDL = Method Detection Limit
RL = Reporting Limit
E = Indicates value exceeds calibration range

J = Indicates an estimated value
B = Indicates analyte found in associated method blank
N = Indicates presumptive evidence of a compound

Report of Analysis

Client Sample ID:	TT-SB-21-6.5-8.5		
Lab Sample ID:	JD35939-9	**Date Sampled:**	11/30/21
Matrix:	SO - Soil	**Date Received:**	11/30/21
Method:	SW846 8082A SW846 3546	**Percent Solids:**	85.6
Project:	2nd Avenue and 33-39th Street, Brooklyn, NY		

	File ID	DF	Analyzed	By	Prep Date	Prep Batch	Analytical Batch
Run #1	XX2475270.D	1	12/06/21 21:56	TL	12/02/21 12:00	OP36908	GXX7676
Run #2							

	Initial Weight	Final Volume
Run #1	15.2 g	10.0 ml
Run #2		

PCB List

CAS No.	Compound	Result	RL	MDL	Units	Q
12674-11-2	Aroclor 1016	ND	38	18	ug/kg	
11104-28-2	Aroclor 1221	ND	38	24	ug/kg	
11141-16-5	Aroclor 1232	ND	38	25	ug/kg	
53469-21-9	Aroclor 1242	ND	38	16	ug/kg	
12672-29-6	Aroclor 1248	ND	38	34	ug/kg	
11097-69-1	Aroclor 1254	ND	38	21	ug/kg	
11096-82-5	Aroclor 1260	ND	38	16	ug/kg	
11100-14-4	Aroclor 1268	ND	38	16	ug/kg	
37324-23-5	Aroclor 1262	ND	38	25	ug/kg	

CAS No.	Surrogate Recoveries	Run# 1	Run# 2	Limits
877-09-8	Tetrachloro-m-xylene	91%		24-152%
877-09-8	Tetrachloro-m-xylene	90%		24-152%
2051-24-3	Decachlorobiphenyl	92%		10-172%
2051-24-3	Decachlorobiphenyl	84%		10-172%

ND = Not detected MDL = Method Detection Limit
RL = Reporting Limit
E = Indicates value exceeds calibration range

J = Indicates an estimated value
B = Indicates analyte found in associated method blank
N = Indicates presumptive evidence of a compound

Report of Analysis

Client Sample ID:	TT-SB-21-6.5-8.5		
Lab Sample ID:	JD35939-9	**Date Sampled:**	11/30/21
Matrix:	SO - Soil	**Date Received:**	11/30/21
		Percent Solids:	85.6
Project:	2nd Avenue and 33-39th Street, Brooklyn, NY		

Metals Analysis

Analyte	Result	RL	Units	DF	Prep	Analyzed	By	Method	Prep Method
Aluminum	9700	58	mg/kg	1	12/04/21	12/05/21	ND	SW846 6010D [2]	SW846 3050B [4]
Antimony	< 2.3	2.3	mg/kg	1	12/04/21	12/05/21	ND	SW846 6010D [2]	SW846 3050B [4]
Arsenic	4.4	2.3	mg/kg	1	12/04/21	12/05/21	ND	SW846 6010D [2]	SW846 3050B [4]
Barium	35.9	23	mg/kg	1	12/04/21	12/05/21	ND	SW846 6010D [2]	SW846 3050B [4]
Beryllium	0.58	0.23	mg/kg	1	12/04/21	12/05/21	ND	SW846 6010D [2]	SW846 3050B [4]
Cadmium	< 0.58	0.58	mg/kg	1	12/04/21	12/05/21	ND	SW846 6010D [2]	SW846 3050B [4]
Calcium	1100	580	mg/kg	1	12/04/21	12/05/21	ND	SW846 6010D [2]	SW846 3050B [4]
Chromium	14.4	1.2	mg/kg	1	12/04/21	12/05/21	ND	SW846 6010D [2]	SW846 3050B [4]
Cobalt	6.6	5.8	mg/kg	1	12/04/21	12/05/21	ND	SW846 6010D [2]	SW846 3050B [4]
Copper	12.8	2.9	mg/kg	1	12/04/21	12/05/21	ND	SW846 6010D [2]	SW846 3050B [4]
Iron	16100	58	mg/kg	1	12/04/21	12/05/21	ND	SW846 6010D [2]	SW846 3050B [4]
Lead	16.4	2.3	mg/kg	1	12/04/21	12/05/21	ND	SW846 6010D [2]	SW846 3050B [4]
Magnesium	2300	580	mg/kg	1	12/04/21	12/05/21	ND	SW846 6010D [2]	SW846 3050B [4]
Manganese	273	1.8	mg/kg	1	12/04/21	12/05/21	ND	SW846 6010D [2]	SW846 3050B [4]
Mercury	0.067	0.029	mg/kg	1	12/02/21	12/02/21	SB	SW846 7471B [1]	SW846 7471B [3]
Nickel	13.8	4.7	mg/kg	1	12/04/21	12/05/21	ND	SW846 6010D [2]	SW846 3050B [4]
Potassium	< 1200	1200	mg/kg	1	12/04/21	12/05/21	ND	SW846 6010D [2]	SW846 3050B [4]
Selenium	< 2.3	2.3	mg/kg	1	12/04/21	12/05/21	ND	SW846 6010D [2]	SW846 3050B [4]
Silver	< 0.58	0.58	mg/kg	1	12/04/21	12/05/21	ND	SW846 6010D [2]	SW846 3050B [4]
Sodium	< 1200	1200	mg/kg	1	12/04/21	12/05/21	ND	SW846 6010D [2]	SW846 3050B [4]
Thallium	< 1.2	1.2	mg/kg	1	12/04/21	12/05/21	ND	SW846 6010D [2]	SW846 3050B [4]
Vanadium	21.2	5.8	mg/kg	1	12/04/21	12/05/21	ND	SW846 6010D [2]	SW846 3050B [4]
Zinc	35.8	5.8	mg/kg	1	12/04/21	12/05/21	ND	SW846 6010D [2]	SW846 3050B [4]

(1) Instrument QC Batch: MA51520
(2) Instrument QC Batch: MA51546
(3) Prep QC Batch: MP30120
(4) Prep QC Batch: MP30147

RL = Reporting Limit

Report of Analysis

Client Sample ID:	TT-SB-21-6.5-8.5		
Lab Sample ID:	JD35939-9	**Date Sampled:**	11/30/21
Matrix:	SO - Soil	**Date Received:**	11/30/21
		Percent Solids:	85.6
Project:	2nd Avenue and 33-39th Street, Brooklyn, NY		

General Chemistry

Analyte	Result	RL	Units	DF	Analyzed	By	Method
Cyanide	< 0.28	0.28	mg/kg	1	12/09/21 01:05	EB	SW846 9012B/LACHAT
Solids, Percent	85.6		%	1	12/01/21 15:55	BG	SM2540 G 18TH ED MOD

RL = Reporting Limit

Report of Analysis

Client Sample ID:	TT-SB-21-6.5-8.5		
Lab Sample ID:	JD35939-9A	**Date Sampled:**	11/30/21
Matrix:	SO - Soil	**Date Received:**	11/30/21
Method:	EPA 537M BY ID IN HOUSE	**Percent Solids:**	85.6
Project:	2nd Avenue and 33-39th Street, Brooklyn, NY		

	File ID	DF	Analyzed	By	Prep Date	Prep Batch	Analytical Batch
Run #1 [a]	3Q51033.D	1	12/22/21 07:21	AFL	12/15/21 08:30	F:OP88850	F:S3Q713
Run #2							

	Initial Weight	Final Volume
Run #1	2.02 g	1.0 ml
Run #2		

PFAS List

CAS No.	Compound	Result	RL	MDL	Units	Q
PERFLUOROALKYLCARBOXYLIC ACIDS						
375-22-4	Perfluorobutanoic acid	ND	1.2	0.44	ug/kg	
2706-90-3	Perfluoropentanoic acid	ND	0.58	0.29	ug/kg	
307-24-4	Perfluorohexanoic acid	ND	0.58	0.29	ug/kg	
375-85-9	Perfluoroheptanoic acid	ND	0.58	0.29	ug/kg	
335-67-1	Perfluorooctanoic acid	ND	0.58	0.29	ug/kg	
375-95-1	Perfluorononanoic acid	ND	0.58	0.29	ug/kg	
335-76-2	Perfluorodecanoic acid	ND	0.58	0.29	ug/kg	
2058-94-8	Perfluoroundecanoic acid	ND	0.58	0.29	ug/kg	
307-55-1	Perfluorododecanoic acid	ND	0.58	0.29	ug/kg	
72629-94-8	Perfluorotridecanoic acid	ND	0.58	0.31	ug/kg	
376-06-7	Perfluorotetradecanoic acid	ND	0.58	0.29	ug/kg	
PERFLUOROALKYLSULFONIC ACIDS						
375-73-5	Perfluorobutanesulfonic acid	ND	0.58	0.29	ug/kg	
355-46-4	Perfluorohexanesulfonic acid	ND	0.58	0.29	ug/kg	
375-92-8	Perfluoroheptanesulfonic acid	ND	0.58	0.29	ug/kg	
1763-23-1	Perfluorooctanesulfonic acid	ND	0.58	0.29	ug/kg	
335-77-3	Perfluorodecanesulfonic acid	ND	0.58	0.29	ug/kg	
PERFLUOROOCTANESULFONAMIDES						
754-91-6	PFOSA	ND	0.58	0.29	ug/kg	
PERFLUOROOCTANESULFONAMIDOACETIC ACIDS						
2355-31-9	MeFOSAA	ND	1.2	0.58	ug/kg	
2991-50-6	EtFOSAA	ND	1.2	0.58	ug/kg	
FLUOROTELOMER SULFONATES						
27619-97-2	6:2 Fluorotelomer sulfonate	ND	1.2	0.29	ug/kg	
39108-34-4	8:2 Fluorotelomer sulfonate	ND	1.2	0.29	ug/kg	

ND = Not detected MDL = Method Detection Limit J = Indicates an estimated value
RL = Reporting Limit B = Indicates analyte found in associated method blank
E = Indicates value exceeds calibration range N = Indicates presumptive evidence of a compound

Report of Analysis

Client Sample ID:	TT-SB-21-6.5-8.5		
Lab Sample ID:	JD35939-9A	**Date Sampled:**	11/30/21
Matrix:	SO - Soil	**Date Received:**	11/30/21
Method:	EPA 537M BY ID IN HOUSE	**Percent Solids:**	85.6
Project:	2nd Avenue and 33-39th Street, Brooklyn, NY		

PFAS List

CAS No.	ID Standard Recoveries	Run# 1	Run# 2	Limits
	13C4-PFBA	114%		40-140%
	13C5-PFPeA	117%		50-150%
	13C5-PFHxA	116%		50-150%
	13C4-PFHpA	116%		50-150%
	13C8-PFOA	117%		50-150%
	13C9-PFNA	117%		50-150%
	13C6-PFDA	122%		50-150%
	13C7-PFUnDA	126%		40-140%
	13C2-PFDoDA	116%		40-140%
	13C2-PFTeDA	115%		30-130%
	13C3-PFBS	117%		50-150%
	13C3-PFHxS	117%		50-150%
	13C8-PFOS	113%		50-150%
	13C8-FOSA	118%		30-130%
	d3-MeFOSAA	108%		40-140%
	d5-EtFOSAA	107%		40-140%
	13C2-6:2FTS	109%		50-150%
	13C2-8:2FTS	111%		50-150%

(a) Analysis performed at SGS Orlando, FL.

ND = Not detected MDL = Method Detection Limit
RL = Reporting Limit
E = Indicates value exceeds calibration range

J = Indicates an estimated value
B = Indicates analyte found in associated method blank
N = Indicates presumptive evidence of a compound

Report of Analysis

Client Sample ID:	TT-SB-22-6.5-8.5		
Lab Sample ID:	JD35939-10	**Date Sampled:**	11/30/21
Matrix:	SO - Soil	**Date Received:**	11/30/21
Method:	SW846 8260D SW846 5035	**Percent Solids:**	84.8
Project:	2nd Avenue and 33-39th Street, Brooklyn, NY		

	File ID	DF	Analyzed	By	Prep Date	Prep Batch	Analytical Batch
Run #1	I240297.D	1	12/02/21 16:12	PS	12/01/21 09:00	n/a	VI9769
Run #2							

	Initial Weight
Run #1	6.6 g
Run #2	

VOA TCL List

CAS No.	Compound	Result	RL	MDL	Units	Q
67-64-1	Acetone	5.1	8.9	3.7	ug/kg	J
71-43-2	Benzene	ND	0.45	0.41	ug/kg	
74-97-5	Bromochloromethane	ND	4.5	0.50	ug/kg	
75-27-4	Bromodichloromethane	ND	1.8	0.38	ug/kg	
75-25-2	Bromoform	ND	4.5	1.2	ug/kg	
74-83-9	Bromomethane	ND	4.5	0.68	ug/kg	
78-93-3	2-Butanone (MEK)	ND	8.9	2.2	ug/kg	
75-15-0	Carbon disulfide	ND	1.8	0.48	ug/kg	
56-23-5	Carbon tetrachloride	ND	1.8	0.55	ug/kg	
108-90-7	Chlorobenzene	ND	1.8	0.41	ug/kg	
75-00-3	Chloroethane	ND	4.5	0.53	ug/kg	
67-66-3	Chloroform	ND	1.8	0.46	ug/kg	
74-87-3	Chloromethane	ND	4.5	1.8	ug/kg	
110-82-7	Cyclohexane	ND	1.8	0.59	ug/kg	
96-12-8	1,2-Dibromo-3-chloropropane	ND	1.8	0.62	ug/kg	
124-48-1	Dibromochloromethane	ND	1.8	0.50	ug/kg	
106-93-4	1,2-Dibromoethane	ND	0.89	0.38	ug/kg	
95-50-1	1,2-Dichlorobenzene	ND	0.89	0.49	ug/kg	
541-73-1	1,3-Dichlorobenzene	ND	0.89	0.44	ug/kg	
106-46-7	1,4-Dichlorobenzene	ND	0.89	0.44	ug/kg	
75-71-8	Dichlorodifluoromethane	ND	4.5	0.65	ug/kg	
75-34-3	1,1-Dichloroethane	ND	0.89	0.44	ug/kg	
107-06-2	1,2-Dichloroethane	ND	0.89	0.42	ug/kg	
75-35-4	1,1-Dichloroethene	ND	0.89	0.59	ug/kg	
156-59-2	cis-1,2-Dichloroethene	ND	0.89	0.75	ug/kg	
156-60-5	trans-1,2-Dichloroethene	ND	0.89	0.55	ug/kg	
78-87-5	1,2-Dichloropropane	ND	1.8	0.42	ug/kg	
10061-01-5	cis-1,3-Dichloropropene	ND	1.8	0.42	ug/kg	
10061-02-6	trans-1,3-Dichloropropene	ND	1.8	0.41	ug/kg	
100-41-4	Ethylbenzene	ND	0.89	0.40	ug/kg	
76-13-1	Freon 113	ND	4.5	2.4	ug/kg	
591-78-6	2-Hexanone	ND	4.5	1.9	ug/kg	

ND = Not detected MDL = Method Detection Limit
RL = Reporting Limit
E = Indicates value exceeds calibration range

J = Indicates an estimated value
B = Indicates analyte found in associated method blank
N = Indicates presumptive evidence of a compound

Report of Analysis

Client Sample ID:	TT-SB-22-6.5-8.5		
Lab Sample ID:	JD35939-10	**Date Sampled:**	11/30/21
Matrix:	SO - Soil	**Date Received:**	11/30/21
Method:	SW846 8260D SW846 5035	**Percent Solids:**	84.8
Project:	2nd Avenue and 33-39th Street, Brooklyn, NY		

VOA TCL List

CAS No.	Compound	Result	RL	MDL	Units	Q
98-82-8	Isopropylbenzene	ND	1.8	1.3	ug/kg	
79-20-9	Methyl Acetate	ND	4.5	1.2	ug/kg	
108-87-2	Methylcyclohexane	ND	1.8	0.78	ug/kg	
1634-04-4	Methyl Tert Butyl Ether	ND	0.89	0.42	ug/kg	
108-10-1	4-Methyl-2-pentanone(MIBK)	ND	4.5	2.0	ug/kg	
75-09-2	Methylene chloride	ND	4.5	2.3	ug/kg	
100-42-5	Styrene	ND	1.8	0.36	ug/kg	
79-34-5	1,1,2,2-Tetrachloroethane	ND	1.8	0.54	ug/kg	
127-18-4	Tetrachloroethene	ND	1.8	0.52	ug/kg	
108-88-3	Toluene	ND	0.89	0.47	ug/kg	
87-61-6	1,2,3-Trichlorobenzene	ND	4.5	2.2	ug/kg	
120-82-1	1,2,4-Trichlorobenzene	ND	4.5	2.2	ug/kg	
71-55-6	1,1,1-Trichloroethane	ND	1.8	0.43	ug/kg	
79-00-5	1,1,2-Trichloroethane	ND	1.8	0.49	ug/kg	
79-01-6	Trichloroethene	ND	0.89	0.68	ug/kg	
75-69-4	Trichlorofluoromethane	ND	4.5	0.61	ug/kg	
75-01-4	Vinyl chloride	ND	1.8	0.43	ug/kg	
	m,p-Xylene	ND	0.89	0.80	ug/kg	
95-47-6	o-Xylene	ND	0.89	0.41	ug/kg	
1330-20-7	Xylene (total)	ND	0.89	0.41	ug/kg	

CAS No.	Surrogate Recoveries	Run# 1	Run# 2	Limits
1868-53-7	Dibromofluoromethane	107%		72-130%
17060-07-0	1,2-Dichloroethane-D4	106%		75-131%
2037-26-5	Toluene-D8	89%		81-121%
460-00-4	4-Bromofluorobenzene	97%		60-141%

CAS No.	Tentatively Identified Compounds	R.T.	Est. Conc.	Units	Q
	Total TIC, Volatile		0	ug/kg	

ND = Not detected MDL = Method Detection Limit
RL = Reporting Limit
E = Indicates value exceeds calibration range

J = Indicates an estimated value
B = Indicates analyte found in associated method blank
N = Indicates presumptive evidence of a compound

Report of Analysis

Client Sample ID:	TT-SB-22-6.5-8.5		
Lab Sample ID:	JD35939-10	**Date Sampled:**	11/30/21
Matrix:	SO - Soil	**Date Received:**	11/30/21
Method:	SW846 8270E SW846 3546	**Percent Solids:**	84.8
Project:	2nd Avenue and 33-39th Street, Brooklyn, NY		

	File ID	DF	Analyzed	By	Prep Date	Prep Batch	Analytical Batch
Run #1	3E115512.D	1	12/05/21 15:57	KLS	12/03/21 12:30	OP36903	E3E5278
Run #2							

	Initial Weight	Final Volume
Run #1	30.3 g	1.0 ml
Run #2		

ABN TCL List (SOM0 2.0)

CAS No.	Compound	Result	RL	MDL	Units	Q
95-57-8	2-Chlorophenol	ND	78	19	ug/kg	
59-50-7	4-Chloro-3-methyl phenol	ND	190	24	ug/kg	
120-83-2	2,4-Dichlorophenol	ND	190	33	ug/kg	
105-67-9	2,4-Dimethylphenol	ND	190	69	ug/kg	
51-28-5	2,4-Dinitrophenol	ND	190	150	ug/kg	
534-52-1	4,6-Dinitro-o-cresol	ND	190	42	ug/kg	
95-48-7	2-Methylphenol	ND	78	25	ug/kg	
	3&4-Methylphenol	ND	78	32	ug/kg	
88-75-5	2-Nitrophenol	ND	190	26	ug/kg	
100-02-7	4-Nitrophenol [a]	ND	390	100	ug/kg	
87-86-5	Pentachlorophenol	ND	160	37	ug/kg	
108-95-2	Phenol	ND	78	20	ug/kg	
58-90-2	2,3,4,6-Tetrachlorophenol	ND	190	26	ug/kg	
95-95-4	2,4,5-Trichlorophenol	ND	190	29	ug/kg	
88-06-2	2,4,6-Trichlorophenol	ND	190	23	ug/kg	
83-32-9	Acenaphthene	ND	39	13	ug/kg	
208-96-8	Acenaphthylene	ND	39	20	ug/kg	
98-86-2	Acetophenone	ND	190	8.4	ug/kg	
120-12-7	Anthracene	ND	39	24	ug/kg	
1912-24-9	Atrazine	ND	78	17	ug/kg	
56-55-3	Benzo(a)anthracene	ND	39	11	ug/kg	
50-32-8	Benzo(a)pyrene	ND	39	18	ug/kg	
205-99-2	Benzo(b)fluoranthene	ND	39	17	ug/kg	
191-24-2	Benzo(g,h,i)perylene	ND	39	19	ug/kg	
207-08-9	Benzo(k)fluoranthene	ND	39	18	ug/kg	
101-55-3	4-Bromophenyl phenyl ether	ND	78	15	ug/kg	
85-68-7	Butyl benzyl phthalate	ND	78	9.5	ug/kg	
92-52-4	1,1'-Biphenyl	ND	78	5.3	ug/kg	
100-52-7	Benzaldehyde	ND	190	9.7	ug/kg	
91-58-7	2-Chloronaphthalene	ND	78	9.3	ug/kg	
106-47-8	4-Chloroaniline	ND	190	14	ug/kg	
86-74-8	Carbazole	ND	78	5.6	ug/kg	

ND = Not detected MDL = Method Detection Limit
RL = Reporting Limit
E = Indicates value exceeds calibration range

J = Indicates an estimated value
B = Indicates analyte found in associated method blank
N = Indicates presumptive evidence of a compound

Report of Analysis

Client Sample ID:	TT-SB-22-6.5-8.5		
Lab Sample ID:	JD35939-10	**Date Sampled:**	11/30/21
Matrix:	SO - Soil	**Date Received:**	11/30/21
Method:	SW846 8270E SW846 3546	**Percent Solids:**	84.8
Project:	2nd Avenue and 33-39th Street, Brooklyn, NY		

ABN TCL List (SOM0 2.0)

CAS No.	Compound	Result	RL	MDL	Units	Q
105-60-2	Caprolactam [a]	ND	78	15	ug/kg	
218-01-9	Chrysene	ND	39	12	ug/kg	
111-91-1	bis(2-Chloroethoxy)methane	ND	78	8.3	ug/kg	
111-44-4	bis(2-Chloroethyl)ether	ND	78	17	ug/kg	
108-60-1	2,2'-Oxybis(1-chloropropane)	ND	78	14	ug/kg	
7005-72-3	4-Chlorophenyl phenyl ether	ND	78	13	ug/kg	
121-14-2	2,4-Dinitrotoluene	ND	39	12	ug/kg	
606-20-2	2,6-Dinitrotoluene	ND	39	20	ug/kg	
91-94-1	3,3'-Dichlorobenzidine	ND	78	32	ug/kg	
123-91-1	1,4-Dioxane	ND	39	26	ug/kg	
53-70-3	Dibenzo(a,h)anthracene	ND	39	17	ug/kg	
132-64-9	Dibenzofuran	ND	78	16	ug/kg	
84-74-2	Di-n-butyl phthalate	ND	78	6.3	ug/kg	
117-84-0	Di-n-octyl phthalate	ND	78	9.7	ug/kg	
84-66-2	Diethyl phthalate	ND	78	8.3	ug/kg	
131-11-3	Dimethyl phthalate	ND	78	6.9	ug/kg	
117-81-7	bis(2-Ethylhexyl)phthalate	ND	78	9.1	ug/kg	
206-44-0	Fluoranthene	ND	39	17	ug/kg	
86-73-7	Fluorene	ND	39	18	ug/kg	
118-74-1	Hexachlorobenzene	ND	78	9.8	ug/kg	
87-68-3	Hexachlorobutadiene	ND	39	16	ug/kg	
77-47-4	Hexachlorocyclopentadiene [a]	ND	390	15	ug/kg	
67-72-1	Hexachloroethane	ND	190	19	ug/kg	
193-39-5	Indeno(1,2,3-cd)pyrene	ND	39	18	ug/kg	
78-59-1	Isophorone	ND	78	8.3	ug/kg	
91-57-6	2-Methylnaphthalene	ND	39	8.8	ug/kg	
88-74-4	2-Nitroaniline	ND	190	9.2	ug/kg	
99-09-2	3-Nitroaniline	ND	190	9.7	ug/kg	
100-01-6	4-Nitroaniline	ND	190	10	ug/kg	
91-20-3	Naphthalene	ND	39	11	ug/kg	
98-95-3	Nitrobenzene	ND	78	15	ug/kg	
621-64-7	N-Nitroso-di-n-propylamine	ND	78	11	ug/kg	
86-30-6	N-Nitrosodiphenylamine	ND	190	14	ug/kg	
85-01-8	Phenanthrene	ND	39	13	ug/kg	
129-00-0	Pyrene	ND	39	12	ug/kg	
95-94-3	1,2,4,5-Tetrachlorobenzene	ND	190	9.9	ug/kg	

CAS No.	Surrogate Recoveries	Run# 1	Run# 2	Limits
367-12-4	2-Fluorophenol	38%		10-109%

ND = Not detected MDL = Method Detection Limit
RL = Reporting Limit
E = Indicates value exceeds calibration range

J = Indicates an estimated value
B = Indicates analyte found in associated method blank
N = Indicates presumptive evidence of a compound

Report of Analysis

Client Sample ID:	TT-SB-22-6.5-8.5		
Lab Sample ID:	JD35939-10	**Date Sampled:**	11/30/21
Matrix:	SO - Soil	**Date Received:**	11/30/21
Method:	SW846 8270E SW846 3546	**Percent Solids:**	84.8
Project:	2nd Avenue and 33-39th Street, Brooklyn, NY		

ABN TCL List (SOM0 2.0)

CAS No.	Surrogate Recoveries	Run# 1	Run# 2	Limits
4165-62-2	Phenol-d5	39%		10-105%
118-79-6	2,4,6-Tribromophenol	57%		10-135%
4165-60-0	Nitrobenzene-d5	44%		10-119%
321-60-8	2-Fluorobiphenyl	46%		18-112%
1718-51-0	Terphenyl-d14	50%		18-125%

CAS No.	Tentatively Identified Compounds	R.T.	Est. Conc.	Units	Q
	System artifact	2.74	240	ug/kg	J
	System artifact/aldol-condensation	2.81	390	ug/kg	J
301-02-0	9-Octadecenamide, (Z)-	12.59	300	ug/kg	JN
	Total TIC, Semi-Volatile		300	ug/kg	J

(a) Associated CCV outside of control limits high, sample was ND.

ND = Not detected MDL = Method Detection Limit
RL = Reporting Limit
E = Indicates value exceeds calibration range

J = Indicates an estimated value
B = Indicates analyte found in associated method blank
N = Indicates presumptive evidence of a compound

Report of Analysis

Client Sample ID:	TT-SB-22-6.5-8.5		
Lab Sample ID:	JD35939-10	**Date Sampled:**	11/30/21
Matrix:	SO - Soil	**Date Received:**	11/30/21
Method:	SW846 8270E BY SIM SW846 3546	**Percent Solids:**	84.8
Project:	2nd Avenue and 33-39th Street, Brooklyn, NY		

	File ID	DF	Analyzed	By	Prep Date	Prep Batch	Analytical Batch
Run #1	4M105237.D	1	12/17/21 17:41	KLS	12/03/21 12:30	OP36903A	E4M4890
Run #2							

	Initial Weight	Final Volume
Run #1	30.3 g	1.0 ml
Run #2		

CAS No.	Compound	Result	RL	MDL	Units	Q
123-91-1	1,4-Dioxane	ND	3.9	1.9	ug/kg	

CAS No.	Surrogate Recoveries	Run# 1	Run# 2	Limits
4165-60-0	Nitrobenzene-d5	55%		10-107%
321-60-8	2-Fluorobiphenyl	54%		17-91%
1718-51-0	Terphenyl-d14	61%		17-105%

ND = Not detected MDL = Method Detection Limit J = Indicates an estimated value
RL = Reporting Limit B = Indicates analyte found in associated method blank
E = Indicates value exceeds calibration range N = Indicates presumptive evidence of a compound

Report of Analysis

Client Sample ID:	TT-SB-22-6.5-8.5		
Lab Sample ID:	JD35939-10	**Date Sampled:**	11/30/21
Matrix:	SO - Soil	**Date Received:**	11/30/21
Method:	SW846 8151A SW846 3546	**Percent Solids:**	84.8
Project:	2nd Avenue and 33-39th Street, Brooklyn, NY		

	File ID	DF	Analyzed	By	Prep Date	Prep Batch	Analytical Batch
Run #1	3G134426.D	1	12/06/21 07:17	CP	12/02/21 10:10	OP36906	G3G4903
Run #2							

	Initial Weight	Final Volume
Run #1	15.6 g	5.0 ml
Run #2		

Herbicide List

CAS No.	Compound	Result	RL	MDL	Units	Q
94-75-7	2,4-D	ND	19	8.4	ug/kg	
93-72-1	2,4,5-TP (Silvex)	ND	3.8	2.1	ug/kg	
93-76-5	2,4,5-T	ND	3.8	1.9	ug/kg	

CAS No.	Surrogate Recoveries	Run# 1	Run# 2	Limits
19719-28-9	2,4-DCAA	49%		10-125%
19719-28-9	2,4-DCAA	44%		10-125%

ND = Not detected MDL = Method Detection Limit
RL = Reporting Limit
E = Indicates value exceeds calibration range

J = Indicates an estimated value
B = Indicates analyte found in associated method blank
N = Indicates presumptive evidence of a compound

Report of Analysis

Client Sample ID:	TT-SB-22-6.5-8.5		
Lab Sample ID:	JD35939-10	**Date Sampled:**	11/30/21
Matrix:	SO - Soil	**Date Received:**	11/30/21
Method:	SW846 8081B SW846 3546	**Percent Solids:**	84.8
Project:	2nd Avenue and 33-39th Street, Brooklyn, NY		

	File ID	DF	Analyzed	By	Prep Date	Prep Batch	Analytical Batch
Run #1	1G171730.D	1	12/04/21 03:14	RK	12/02/21 12:00	OP36907	G1G5924
Run #2							

	Initial Weight	Final Volume
Run #1	15.4 g	10.0 ml
Run #2		

Pesticide TCL List

CAS No.	Compound	Result	RL	MDL	Units	Q
309-00-2	Aldrin	ND	0.77	0.63	ug/kg	
319-84-6	alpha-BHC	ND	0.77	0.62	ug/kg	
319-85-7	beta-BHC	ND	0.77	0.69	ug/kg	
319-86-8	delta-BHC	ND	0.77	0.74	ug/kg	
58-89-9	gamma-BHC (Lindane)	ND	0.77	0.56	ug/kg	
5103-71-9	alpha-Chlordane	ND	0.77	0.62	ug/kg	
5103-74-2	gamma-Chlordane	ND	0.77	0.35	ug/kg	
60-57-1	Dieldrin	ND	0.77	0.53	ug/kg	
72-54-8	4,4'-DDD	ND	0.77	0.70	ug/kg	
72-55-9	4,4'-DDE	ND	0.77	0.67	ug/kg	
50-29-3	4,4'-DDT	ND	0.77	0.68	ug/kg	
72-20-8	Endrin	ND	0.77	0.59	ug/kg	
1031-07-8	Endosulfan sulfate	ND	0.77	0.60	ug/kg	
7421-93-4	Endrin aldehyde	ND	0.77	0.43	ug/kg	
959-98-8	Endosulfan-I	ND	0.77	0.44	ug/kg	
33213-65-9	Endosulfan-II	ND	0.77	0.48	ug/kg	
76-44-8	Heptachlor	ND	0.77	0.66	ug/kg	
1024-57-3	Heptachlor epoxide	ND	0.77	0.54	ug/kg	
72-43-5	Methoxychlor	ND	1.5	0.61	ug/kg	
53494-70-5	Endrin ketone	ND	0.77	0.55	ug/kg	
8001-35-2	Toxaphene	ND	19	18	ug/kg	

CAS No.	Surrogate Recoveries	Run# 1	Run# 2	Limits
877-09-8	Tetrachloro-m-xylene	101%		27-138%
877-09-8	Tetrachloro-m-xylene	100%		27-138%
2051-24-3	Decachlorobiphenyl	89%		10-179%
2051-24-3	Decachlorobiphenyl	94%		10-179%

ND = Not detected MDL = Method Detection Limit
RL = Reporting Limit
E = Indicates value exceeds calibration range

J = Indicates an estimated value
B = Indicates analyte found in associated method blank
N = Indicates presumptive evidence of a compound

Report of Analysis

Client Sample ID:	TT-SB-22-6.5-8.5		
Lab Sample ID:	JD35939-10	**Date Sampled:**	11/30/21
Matrix:	SO - Soil	**Date Received:**	11/30/21
Method:	SW846 8082A SW846 3546	**Percent Solids:**	84.8
Project:	2nd Avenue and 33-39th Street, Brooklyn, NY		

	File ID	DF	Analyzed	By	Prep Date	Prep Batch	Analytical Batch
Run #1	XX2475271.D	1	12/06/21 22:14	TL	12/02/21 12:00	OP36908	GXX7676
Run #2							

	Initial Weight	Final Volume
Run #1	15.4 g	10.0 ml
Run #2		

PCB List

CAS No.	Compound	Result	RL	MDL	Units	Q
12674-11-2	Aroclor 1016	ND	38	18	ug/kg	
11104-28-2	Aroclor 1221	ND	38	24	ug/kg	
11141-16-5	Aroclor 1232	ND	38	24	ug/kg	
53469-21-9	Aroclor 1242	ND	38	16	ug/kg	
12672-29-6	Aroclor 1248	ND	38	34	ug/kg	
11097-69-1	Aroclor 1254	ND	38	21	ug/kg	
11096-82-5	Aroclor 1260	ND	38	16	ug/kg	
11100-14-4	Aroclor 1268	ND	38	16	ug/kg	
37324-23-5	Aroclor 1262	ND	38	25	ug/kg	

CAS No.	Surrogate Recoveries	Run# 1	Run# 2	Limits
877-09-8	Tetrachloro-m-xylene	101%		24-152%
877-09-8	Tetrachloro-m-xylene	98%		24-152%
2051-24-3	Decachlorobiphenyl	103%		10-172%
2051-24-3	Decachlorobiphenyl	94%		10-172%

ND = Not detected MDL = Method Detection Limit
RL = Reporting Limit
E = Indicates value exceeds calibration range

J = Indicates an estimated value
B = Indicates analyte found in associated method blank
N = Indicates presumptive evidence of a compound

Report of Analysis

Client Sample ID:	TT-SB-22-6.5-8.5		
Lab Sample ID:	JD35939-10	**Date Sampled:**	11/30/21
Matrix:	SO - Soil	**Date Received:**	11/30/21
		Percent Solids:	84.8
Project:	2nd Avenue and 33-39th Street, Brooklyn, NY		

Metals Analysis

Analyte	Result	RL	Units	DF	Prep	Analyzed	By	Method	Prep Method
Aluminum	6780	58	mg/kg	1	12/04/21	12/05/21	ND	SW846 6010D [2]	SW846 3050B [4]
Antimony	< 2.3	2.3	mg/kg	1	12/04/21	12/05/21	ND	SW846 6010D [2]	SW846 3050B [4]
Arsenic	4.6	2.3	mg/kg	1	12/04/21	12/05/21	ND	SW846 6010D [2]	SW846 3050B [4]
Barium	32.8	23	mg/kg	1	12/04/21	12/05/21	ND	SW846 6010D [2]	SW846 3050B [4]
Beryllium	0.54	0.23	mg/kg	1	12/04/21	12/05/21	ND	SW846 6010D [2]	SW846 3050B [4]
Cadmium	< 0.58	0.58	mg/kg	1	12/04/21	12/05/21	ND	SW846 6010D [2]	SW846 3050B [4]
Calcium	2650	580	mg/kg	1	12/04/21	12/05/21	ND	SW846 6010D [2]	SW846 3050B [4]
Chromium	12.7	1.2	mg/kg	1	12/04/21	12/05/21	ND	SW846 6010D [2]	SW846 3050B [4]
Cobalt	6.3	5.8	mg/kg	1	12/04/21	12/05/21	ND	SW846 6010D [2]	SW846 3050B [4]
Copper	13.0	2.9	mg/kg	1	12/04/21	12/05/21	ND	SW846 6010D [2]	SW846 3050B [4]
Iron	13600	58	mg/kg	1	12/04/21	12/05/21	ND	SW846 6010D [2]	SW846 3050B [4]
Lead	15.2	2.3	mg/kg	1	12/04/21	12/05/21	ND	SW846 6010D [2]	SW846 3050B [4]
Magnesium	2930	580	mg/kg	1	12/04/21	12/05/21	ND	SW846 6010D [2]	SW846 3050B [4]
Manganese	258	1.8	mg/kg	1	12/04/21	12/05/21	ND	SW846 6010D [2]	SW846 3050B [4]
Mercury	0.071	0.032	mg/kg	1	12/02/21	12/02/21	SB	SW846 7471B [1]	SW846 7471B [3]
Nickel	15.0	4.7	mg/kg	1	12/04/21	12/05/21	ND	SW846 6010D [2]	SW846 3050B [4]
Potassium	1200	1200	mg/kg	1	12/04/21	12/05/21	ND	SW846 6010D [2]	SW846 3050B [4]
Selenium	< 2.3	2.3	mg/kg	1	12/04/21	12/05/21	ND	SW846 6010D [2]	SW846 3050B [4]
Silver	< 0.58	0.58	mg/kg	1	12/04/21	12/05/21	ND	SW846 6010D [2]	SW846 3050B [4]
Sodium	< 1200	1200	mg/kg	1	12/04/21	12/05/21	ND	SW846 6010D [2]	SW846 3050B [4]
Thallium	< 1.2	1.2	mg/kg	1	12/04/21	12/05/21	ND	SW846 6010D [2]	SW846 3050B [4]
Vanadium	20.4	5.8	mg/kg	1	12/04/21	12/05/21	ND	SW846 6010D [2]	SW846 3050B [4]
Zinc	40.3	5.8	mg/kg	1	12/04/21	12/05/21	ND	SW846 6010D [2]	SW846 3050B [4]

(1) Instrument QC Batch: MA51520
(2) Instrument QC Batch: MA51546
(3) Prep QC Batch: MP30120
(4) Prep QC Batch: MP30147

RL = Reporting Limit

Report of Analysis

Client Sample ID:	TT-SB-22-6.5-8.5		
Lab Sample ID:	JD35939-10	**Date Sampled:**	11/30/21
Matrix:	SO - Soil	**Date Received:**	11/30/21
		Percent Solids:	84.8
Project:	2nd Avenue and 33-39th Street, Brooklyn, NY		

General Chemistry

Analyte	Result	RL	Units	DF	Analyzed	By	Method
Cyanide	< 0.24	0.24	mg/kg	1	12/09/21 01:06	EB	SW846 9012B/LACHAT
Solids, Percent	84.8		%	1	12/01/21 15:55	BG	SM2540 G 18TH ED MOD

RL = Reporting Limit

Report of Analysis

Client Sample ID:	TT-SB-22-6.5-8.5		
Lab Sample ID:	JD35939-10A	**Date Sampled:**	11/30/21
Matrix:	SO - Soil	**Date Received:**	11/30/21
Method:	EPA 537M BY ID IN HOUSE	**Percent Solids:**	84.8
Project:	2nd Avenue and 33-39th Street, Brooklyn, NY		

	File ID	DF	Analyzed	By	Prep Date	Prep Batch	Analytical Batch
Run #1 [a]	3Q51034.D	1	12/22/21 07:38	AFL	12/15/21 08:30	F:OP88850	F:S3Q713
Run #2							

	Initial Weight	Final Volume
Run #1	2.00 g	1.0 ml
Run #2		

PFAS List

CAS No.	Compound	Result	RL	MDL	Units	Q
PERFLUOROALKYLCARBOXYLIC ACIDS						
375-22-4	Perfluorobutanoic acid	ND	1.2	0.45	ug/kg	
2706-90-3	Perfluoropentanoic acid	ND	0.59	0.29	ug/kg	
307-24-4	Perfluorohexanoic acid	ND	0.59	0.29	ug/kg	
375-85-9	Perfluoroheptanoic acid	ND	0.59	0.29	ug/kg	
335-67-1	Perfluorooctanoic acid	ND	0.59	0.29	ug/kg	
375-95-1	Perfluorononanoic acid	ND	0.59	0.29	ug/kg	
335-76-2	Perfluorodecanoic acid	ND	0.59	0.29	ug/kg	
2058-94-8	Perfluoroundecanoic acid	ND	0.59	0.29	ug/kg	
307-55-1	Perfluorododecanoic acid	ND	0.59	0.29	ug/kg	
72629-94-8	Perfluorotridecanoic acid	ND	0.59	0.31	ug/kg	
376-06-7	Perfluorotetradecanoic acid	ND	0.59	0.29	ug/kg	
PERFLUOROALKYLSULFONIC ACIDS						
375-73-5	Perfluorobutanesulfonic acid	ND	0.59	0.29	ug/kg	
355-46-4	Perfluorohexanesulfonic acid	ND	0.59	0.29	ug/kg	
375-92-8	Perfluoroheptanesulfonic acid	ND	0.59	0.29	ug/kg	
1763-23-1	Perfluorooctanesulfonic acid	ND	0.59	0.29	ug/kg	
335-77-3	Perfluorodecanesulfonic acid	ND	0.59	0.29	ug/kg	
PERFLUOROOCTANESULFONAMIDES						
754-91-6	PFOSA	ND	0.59	0.29	ug/kg	
PERFLUOROOCTANESULFONAMIDOACETIC ACIDS						
2355-31-9	MeFOSAA	ND	1.2	0.59	ug/kg	
2991-50-6	EtFOSAA	ND	1.2	0.59	ug/kg	
FLUOROTELOMER SULFONATES						
27619-97-2	6:2 Fluorotelomer sulfonate	ND	1.2	0.29	ug/kg	
39108-34-4	8:2 Fluorotelomer sulfonate	ND	1.2	0.29	ug/kg	

ND = Not detected MDL = Method Detection Limit J = Indicates an estimated value
RL = Reporting Limit B = Indicates analyte found in associated method blank
E = Indicates value exceeds calibration range N = Indicates presumptive evidence of a compound

Report of Analysis

Client Sample ID:	TT-SB-22-6.5-8.5		
Lab Sample ID:	JD35939-10A	**Date Sampled:**	11/30/21
Matrix:	SO - Soil	**Date Received:**	11/30/21
Method:	EPA 537M BY ID IN HOUSE	**Percent Solids:**	84.8
Project:	2nd Avenue and 33-39th Street, Brooklyn, NY		

PFAS List

CAS No.	ID Standard Recoveries	Run# 1	Run# 2	Limits
	13C4-PFBA	82%		40-140%
	13C5-PFPeA	85%		50-150%
	13C5-PFHxA	85%		50-150%
	13C4-PFHpA	87%		50-150%
	13C8-PFOA	85%		50-150%
	13C9-PFNA	85%		50-150%
	13C6-PFDA	88%		50-150%
	13C7-PFUnDA	91%		40-140%
	13C2-PFDoDA	84%		40-140%
	13C2-PFTeDA	86%		30-130%
	13C3-PFBS	83%		50-150%
	13C3-PFHxS	86%		50-150%
	13C8-PFOS	84%		50-150%
	13C8-FOSA	92%		30-130%
	d3-MeFOSAA	96%		40-140%
	d5-EtFOSAA	94%		40-140%
	13C2-6:2FTS	80%		50-150%
	13C2-8:2FTS	83%		50-150%

(a) Analysis performed at SGS Orlando, FL.

ND = Not detected MDL = Method Detection Limit
RL = Reporting Limit
E = Indicates value exceeds calibration range

J = Indicates an estimated value
B = Indicates analyte found in associated method blank
N = Indicates presumptive evidence of a compound

Report of Analysis

Client Sample ID:	TT-SB-23-7.5-9.5		
Lab Sample ID:	JD35939-11	**Date Sampled:**	11/30/21
Matrix:	SO - Soil	**Date Received:**	11/30/21
Method:	SW846 8260D SW846 5035	**Percent Solids:**	86.3
Project:	2nd Avenue and 33-39th Street, Brooklyn, NY		

	File ID	DF	Analyzed	By	Prep Date	Prep Batch	Analytical Batch
Run #1	I240298.D	1	12/02/21 16:33	PS	12/01/21 09:00	n/a	VI9769
Run #2							

	Initial Weight
Run #1	6.1 g
Run #2	

VOA TCL List

CAS No.	Compound	Result	RL	MDL	Units	Q
67-64-1	Acetone	7.0	9.5	3.9	ug/kg	J
71-43-2	Benzene	ND	0.47	0.43	ug/kg	
74-97-5	Bromochloromethane	ND	4.7	0.53	ug/kg	
75-27-4	Bromodichloromethane	ND	1.9	0.41	ug/kg	
75-25-2	Bromoform	ND	4.7	1.3	ug/kg	
74-83-9	Bromomethane	ND	4.7	0.73	ug/kg	
78-93-3	2-Butanone (MEK)	ND	9.5	2.3	ug/kg	
75-15-0	Carbon disulfide	ND	1.9	0.51	ug/kg	
56-23-5	Carbon tetrachloride	ND	1.9	0.59	ug/kg	
108-90-7	Chlorobenzene	ND	1.9	0.44	ug/kg	
75-00-3	Chloroethane	ND	4.7	0.56	ug/kg	
67-66-3	Chloroform	ND	1.9	0.49	ug/kg	
74-87-3	Chloromethane	ND	4.7	1.9	ug/kg	
110-82-7	Cyclohexane	ND	1.9	0.62	ug/kg	
96-12-8	1,2-Dibromo-3-chloropropane	ND	1.9	0.66	ug/kg	
124-48-1	Dibromochloromethane	ND	1.9	0.53	ug/kg	
106-93-4	1,2-Dibromoethane	ND	0.95	0.40	ug/kg	
95-50-1	1,2-Dichlorobenzene	ND	0.95	0.52	ug/kg	
541-73-1	1,3-Dichlorobenzene	ND	0.95	0.47	ug/kg	
106-46-7	1,4-Dichlorobenzene	ND	0.95	0.47	ug/kg	
75-71-8	Dichlorodifluoromethane	ND	4.7	0.69	ug/kg	
75-34-3	1,1-Dichloroethane	ND	0.95	0.47	ug/kg	
107-06-2	1,2-Dichloroethane	ND	0.95	0.45	ug/kg	
75-35-4	1,1-Dichloroethene	ND	0.95	0.62	ug/kg	
156-59-2	cis-1,2-Dichloroethene	ND	0.95	0.80	ug/kg	
156-60-5	trans-1,2-Dichloroethene	ND	0.95	0.58	ug/kg	
78-87-5	1,2-Dichloropropane	ND	1.9	0.45	ug/kg	
10061-01-5	cis-1,3-Dichloropropene	ND	1.9	0.45	ug/kg	
10061-02-6	trans-1,3-Dichloropropene	ND	1.9	0.43	ug/kg	
100-41-4	Ethylbenzene	ND	0.95	0.43	ug/kg	
76-13-1	Freon 113	ND	4.7	2.5	ug/kg	
591-78-6	2-Hexanone	ND	4.7	2.0	ug/kg	

ND = Not detected MDL = Method Detection Limit
RL = Reporting Limit
E = Indicates value exceeds calibration range

J = Indicates an estimated value
B = Indicates analyte found in associated method blank
N = Indicates presumptive evidence of a compound

Report of Analysis

Client Sample ID:	TT-SB-23-7.5-9.5		
Lab Sample ID:	JD35939-11	**Date Sampled:**	11/30/21
Matrix:	SO - Soil	**Date Received:**	11/30/21
Method:	SW846 8260D SW846 5035	**Percent Solids:**	86.3
Project:	2nd Avenue and 33-39th Street, Brooklyn, NY		

VOA TCL List

CAS No.	Compound	Result	RL	MDL	Units	Q
98-82-8	Isopropylbenzene	ND	1.9	1.3	ug/kg	
79-20-9	Methyl Acetate	ND	4.7	1.3	ug/kg	
108-87-2	Methylcyclohexane	ND	1.9	0.83	ug/kg	
1634-04-4	Methyl Tert Butyl Ether	ND	0.95	0.45	ug/kg	
108-10-1	4-Methyl-2-pentanone(MIBK)	ND	4.7	2.2	ug/kg	
75-09-2	Methylene chloride	ND	4.7	2.5	ug/kg	
100-42-5	Styrene	ND	1.9	0.38	ug/kg	
79-34-5	1,1,2,2-Tetrachloroethane	ND	1.9	0.57	ug/kg	
127-18-4	Tetrachloroethene	ND	1.9	0.55	ug/kg	
108-88-3	Toluene	ND	0.95	0.50	ug/kg	
87-61-6	1,2,3-Trichlorobenzene	ND	4.7	2.4	ug/kg	
120-82-1	1,2,4-Trichlorobenzene	ND	4.7	2.4	ug/kg	
71-55-6	1,1,1-Trichloroethane	ND	1.9	0.46	ug/kg	
79-00-5	1,1,2-Trichloroethane	ND	1.9	0.53	ug/kg	
79-01-6	Trichloroethene	ND	0.95	0.72	ug/kg	
75-69-4	Trichlorofluoromethane	ND	4.7	0.65	ug/kg	
75-01-4	Vinyl chloride	ND	1.9	0.46	ug/kg	
	m,p-Xylene	ND	0.95	0.85	ug/kg	
95-47-6	o-Xylene	ND	0.95	0.44	ug/kg	
1330-20-7	Xylene (total)	ND	0.95	0.44	ug/kg	

CAS No.	Surrogate Recoveries	Run# 1	Run# 2	Limits
1868-53-7	Dibromofluoromethane	107%		72-130%
17060-07-0	1,2-Dichloroethane-D4	104%		75-131%
2037-26-5	Toluene-D8	89%		81-121%
460-00-4	4-Bromofluorobenzene	97%		60-141%

CAS No.	Tentatively Identified Compounds	R.T.	Est. Conc.	Units	Q
	Total TIC, Volatile		0	ug/kg	

ND = Not detected MDL = Method Detection Limit
RL = Reporting Limit
E = Indicates value exceeds calibration range

J = Indicates an estimated value
B = Indicates analyte found in associated method blank
N = Indicates presumptive evidence of a compound

Report of Analysis

Client Sample ID:	TT-SB-23-7.5-9.5		
Lab Sample ID:	JD35939-11	**Date Sampled:**	11/30/21
Matrix:	SO - Soil	**Date Received:**	11/30/21
Method:	SW846 8270E SW846 3546	**Percent Solids:**	86.3
Project:	2nd Avenue and 33-39th Street, Brooklyn, NY		

	File ID	DF	Analyzed	By	Prep Date	Prep Batch	Analytical Batch
Run #1	3E115513.D	1	12/05/21 16:23	KLS	12/03/21 12:30	OP36903	E3E5278
Run #2							

	Initial Weight	Final Volume
Run #1	30.6 g	1.0 ml
Run #2		

ABN TCL List (SOM0 2.0)

CAS No.	Compound	Result	RL	MDL	Units	Q
95-57-8	2-Chlorophenol	ND	76	19	ug/kg	
59-50-7	4-Chloro-3-methyl phenol	ND	190	23	ug/kg	
120-83-2	2,4-Dichlorophenol	ND	190	32	ug/kg	
105-67-9	2,4-Dimethylphenol	ND	190	67	ug/kg	
51-28-5	2,4-Dinitrophenol	ND	190	140	ug/kg	
534-52-1	4,6-Dinitro-o-cresol	ND	190	41	ug/kg	
95-48-7	2-Methylphenol	ND	76	24	ug/kg	
	3&4-Methylphenol	ND	76	31	ug/kg	
88-75-5	2-Nitrophenol	ND	190	25	ug/kg	
100-02-7	4-Nitrophenol [a]	ND	380	100	ug/kg	
87-86-5	Pentachlorophenol	ND	150	36	ug/kg	
108-95-2	Phenol	ND	76	20	ug/kg	
58-90-2	2,3,4,6-Tetrachlorophenol	ND	190	25	ug/kg	
95-95-4	2,4,5-Trichlorophenol	ND	190	28	ug/kg	
88-06-2	2,4,6-Trichlorophenol	ND	190	23	ug/kg	
83-32-9	Acenaphthene	ND	38	13	ug/kg	
208-96-8	Acenaphthylene	ND	38	19	ug/kg	
98-86-2	Acetophenone	ND	190	8.1	ug/kg	
120-12-7	Anthracene	ND	38	23	ug/kg	
1912-24-9	Atrazine	ND	76	16	ug/kg	
56-55-3	Benzo(a)anthracene	ND	38	11	ug/kg	
50-32-8	Benzo(a)pyrene	ND	38	17	ug/kg	
205-99-2	Benzo(b)fluoranthene	ND	38	17	ug/kg	
191-24-2	Benzo(g,h,i)perylene	ND	38	19	ug/kg	
207-08-9	Benzo(k)fluoranthene	ND	38	18	ug/kg	
101-55-3	4-Bromophenyl phenyl ether	ND	76	15	ug/kg	
85-68-7	Butyl benzyl phthalate	ND	76	9.2	ug/kg	
92-52-4	1,1'-Biphenyl	ND	76	5.2	ug/kg	
100-52-7	Benzaldehyde	ND	190	9.4	ug/kg	
91-58-7	2-Chloronaphthalene	ND	76	9.0	ug/kg	
106-47-8	4-Chloroaniline	ND	190	14	ug/kg	
86-74-8	Carbazole	ND	76	5.5	ug/kg	

ND = Not detected MDL = Method Detection Limit
RL = Reporting Limit
E = Indicates value exceeds calibration range

J = Indicates an estimated value
B = Indicates analyte found in associated method blank
N = Indicates presumptive evidence of a compound

Report of Analysis

Client Sample ID:	TT-SB-23-7.5-9.5		
Lab Sample ID:	JD35939-11	**Date Sampled:**	11/30/21
Matrix:	SO - Soil	**Date Received:**	11/30/21
Method:	SW846 8270E SW846 3546	**Percent Solids:**	86.3
Project:	2nd Avenue and 33-39th Street, Brooklyn, NY		

ABN TCL List (SOM0 2.0)

CAS No.	Compound	Result	RL	MDL	Units	Q
105-60-2	Caprolactam [a]	ND	76	15	ug/kg	
218-01-9	Chrysene	ND	38	12	ug/kg	
111-91-1	bis(2-Chloroethoxy)methane	ND	76	8.1	ug/kg	
111-44-4	bis(2-Chloroethyl)ether	ND	76	16	ug/kg	
108-60-1	2,2'-Oxybis(1-chloropropane)	ND	76	14	ug/kg	
7005-72-3	4-Chlorophenyl phenyl ether	ND	76	12	ug/kg	
121-14-2	2,4-Dinitrotoluene	ND	38	12	ug/kg	
606-20-2	2,6-Dinitrotoluene	ND	38	19	ug/kg	
91-94-1	3,3'-Dichlorobenzidine	ND	76	32	ug/kg	
123-91-1	1,4-Dioxane	ND	38	25	ug/kg	
53-70-3	Dibenzo(a,h)anthracene	ND	38	17	ug/kg	
132-64-9	Dibenzofuran	ND	76	15	ug/kg	
84-74-2	Di-n-butyl phthalate	ND	76	6.2	ug/kg	
117-84-0	Di-n-octyl phthalate	ND	76	9.4	ug/kg	
84-66-2	Diethyl phthalate	ND	76	8.1	ug/kg	
131-11-3	Dimethyl phthalate	ND	76	6.7	ug/kg	
117-81-7	bis(2-Ethylhexyl)phthalate	ND	76	8.9	ug/kg	
206-44-0	Fluoranthene	ND	38	17	ug/kg	
86-73-7	Fluorene	ND	38	17	ug/kg	
118-74-1	Hexachlorobenzene	ND	76	9.6	ug/kg	
87-68-3	Hexachlorobutadiene	ND	38	15	ug/kg	
77-47-4	Hexachlorocyclopentadiene [a]	ND	380	15	ug/kg	
67-72-1	Hexachloroethane	ND	190	19	ug/kg	
193-39-5	Indeno(1,2,3-cd)pyrene	ND	38	18	ug/kg	
78-59-1	Isophorone	ND	76	8.1	ug/kg	
91-57-6	2-Methylnaphthalene	ND	38	8.6	ug/kg	
88-74-4	2-Nitroaniline	ND	190	8.9	ug/kg	
99-09-2	3-Nitroaniline	ND	190	9.5	ug/kg	
100-01-6	4-Nitroaniline	ND	190	9.8	ug/kg	
91-20-3	Naphthalene	ND	38	11	ug/kg	
98-95-3	Nitrobenzene	ND	76	15	ug/kg	
621-64-7	N-Nitroso-di-n-propylamine	ND	76	11	ug/kg	
86-30-6	N-Nitrosodiphenylamine	ND	190	14	ug/kg	
85-01-8	Phenanthrene	ND	38	13	ug/kg	
129-00-0	Pyrene	ND	38	12	ug/kg	
95-94-3	1,2,4,5-Tetrachlorobenzene	ND	190	9.6	ug/kg	

CAS No.	Surrogate Recoveries	Run# 1	Run# 2	Limits
367-12-4	2-Fluorophenol	39%		10-109%

ND = Not detected MDL = Method Detection Limit
RL = Reporting Limit
E = Indicates value exceeds calibration range

J = Indicates an estimated value
B = Indicates analyte found in associated method blank
N = Indicates presumptive evidence of a compound

Report of Analysis

Client Sample ID:	TT-SB-23-7.5-9.5		
Lab Sample ID:	JD35939-11	**Date Sampled:**	11/30/21
Matrix:	SO - Soil	**Date Received:**	11/30/21
Method:	SW846 8270E SW846 3546	**Percent Solids:**	86.3
Project:	2nd Avenue and 33-39th Street, Brooklyn, NY		

ABN TCL List (SOM0 2.0)

CAS No.	Surrogate Recoveries	Run# 1	Run# 2	Limits
4165-62-2	Phenol-d5	41%		10-105%
118-79-6	2,4,6-Tribromophenol	60%		10-135%
4165-60-0	Nitrobenzene-d5	47%		10-119%
321-60-8	2-Fluorobiphenyl	49%		18-112%
1718-51-0	Terphenyl-d14	53%		18-125%

CAS No.	Tentatively Identified Compounds	R.T.	Est. Conc.	Units	Q
	System artifact	2.74	230	ug/kg	J
	System artifact/aldol-condensation	2.81	750	ug/kg	J
301-02-0	9-Octadecenamide, (Z)-	12.59	420	ug/kg	JN
	Total TIC, Semi-Volatile		420	ug/kg	J

(a) Associated CCV outside of control limits high, sample was ND.

ND = Not detected MDL = Method Detection Limit
RL = Reporting Limit
E = Indicates value exceeds calibration range

J = Indicates an estimated value
B = Indicates analyte found in associated method blank
N = Indicates presumptive evidence of a compound

Report of Analysis

Client Sample ID:	TT-SB-23-7.5-9.5		
Lab Sample ID:	JD35939-11	**Date Sampled:**	11/30/21
Matrix:	SO - Soil	**Date Received:**	11/30/21
Method:	SW846 8270E BY SIM SW846 3546	**Percent Solids:**	86.3
Project:	2nd Avenue and 33-39th Street, Brooklyn, NY		

	File ID	DF	Analyzed	By	Prep Date	Prep Batch	Analytical Batch
Run #1	4M105238.D	1	12/17/21 18:02	KLS	12/03/21 12:30	OP36903A	E4M4890
Run #2							

	Initial Weight	Final Volume
Run #1	30.6 g	1.0 ml
Run #2		

CAS No.	Compound	Result	RL	MDL	Units	Q
123-91-1	1,4-Dioxane	ND	3.8	1.9	ug/kg	

CAS No.	Surrogate Recoveries	Run# 1	Run# 2	Limits
4165-60-0	Nitrobenzene-d5	58%		10-107%
321-60-8	2-Fluorobiphenyl	56%		17-91%
1718-51-0	Terphenyl-d14	65%		17-105%

ND = Not detected MDL = Method Detection Limit J = Indicates an estimated value
RL = Reporting Limit B = Indicates analyte found in associated method blank
E = Indicates value exceeds calibration range N = Indicates presumptive evidence of a compound

Report of Analysis

Client Sample ID:	TT-SB-23-7.5-9.5		
Lab Sample ID:	JD35939-11	**Date Sampled:**	11/30/21
Matrix:	SO - Soil	**Date Received:**	11/30/21
Method:	SW846 8151A SW846 3546	**Percent Solids:**	86.3
Project:	2nd Avenue and 33-39th Street, Brooklyn, NY		

	File ID	DF	Analyzed	By	Prep Date	Prep Batch	Analytical Batch
Run #1	3G134427.D	1	12/06/21 07:44	CP	12/02/21 10:10	OP36906	G3G4903
Run #2							

	Initial Weight	Final Volume
Run #1	15.2 g	5.0 ml
Run #2		

Herbicide List

CAS No.	Compound	Result	RL	MDL	Units	Q
94-75-7	2,4-D	ND	19	8.5	ug/kg	
93-72-1	2,4,5-TP (Silvex)	ND	3.8	2.1	ug/kg	
93-76-5	2,4,5-T	ND	3.8	1.9	ug/kg	

CAS No.	Surrogate Recoveries	Run# 1	Run# 2	Limits
19719-28-9	2,4-DCAA	78%		10-125%
19719-28-9	2,4-DCAA	70%		10-125%

ND = Not detected MDL = Method Detection Limit
RL = Reporting Limit
E = Indicates value exceeds calibration range

J = Indicates an estimated value
B = Indicates analyte found in associated method blank
N = Indicates presumptive evidence of a compound

Report of Analysis

Client Sample ID:	TT-SB-23-7.5-9.5		
Lab Sample ID:	JD35939-11	**Date Sampled:**	11/30/21
Matrix:	SO - Soil	**Date Received:**	11/30/21
Method:	SW846 8081B SW846 3546	**Percent Solids:**	86.3
Project:	2nd Avenue and 33-39th Street, Brooklyn, NY		

	File ID	DF	Analyzed	By	Prep Date	Prep Batch	Analytical Batch
Run #1	1G171731.D	1	12/04/21 03:33	RK	12/02/21 12:00	OP36907	G1G5924
Run #2							

	Initial Weight	Final Volume
Run #1	15.4 g	10.0 ml
Run #2		

Pesticide TCL List

CAS No.	Compound	Result	RL	MDL	Units	Q
309-00-2	Aldrin	ND	0.75	0.62	ug/kg	
319-84-6	alpha-BHC	ND	0.75	0.61	ug/kg	
319-85-7	beta-BHC	ND	0.75	0.68	ug/kg	
319-86-8	delta-BHC	ND	0.75	0.72	ug/kg	
58-89-9	gamma-BHC (Lindane)	ND	0.75	0.55	ug/kg	
5103-71-9	alpha-Chlordane	ND	0.75	0.61	ug/kg	
5103-74-2	gamma-Chlordane	ND	0.75	0.34	ug/kg	
60-57-1	Dieldrin	ND	0.75	0.52	ug/kg	
72-54-8	4,4'-DDD	ND	0.75	0.69	ug/kg	
72-55-9	4,4'-DDE	ND	0.75	0.66	ug/kg	
50-29-3	4,4'-DDT	ND	0.75	0.67	ug/kg	
72-20-8	Endrin	ND	0.75	0.58	ug/kg	
1031-07-8	Endosulfan sulfate	ND	0.75	0.59	ug/kg	
7421-93-4	Endrin aldehyde	ND	0.75	0.43	ug/kg	
959-98-8	Endosulfan-I	ND	0.75	0.43	ug/kg	
33213-65-9	Endosulfan-II	ND	0.75	0.47	ug/kg	
76-44-8	Heptachlor	ND	0.75	0.65	ug/kg	
1024-57-3	Heptachlor epoxide	ND	0.75	0.53	ug/kg	
72-43-5	Methoxychlor	ND	1.5	0.60	ug/kg	
53494-70-5	Endrin ketone	ND	0.75	0.54	ug/kg	
8001-35-2	Toxaphene	ND	19	18	ug/kg	

CAS No.	Surrogate Recoveries	Run# 1	Run# 2	Limits
877-09-8	Tetrachloro-m-xylene	100%		27-138%
877-09-8	Tetrachloro-m-xylene	102%		27-138%
2051-24-3	Decachlorobiphenyl	93%		10-179%
2051-24-3	Decachlorobiphenyl	94%		10-179%

ND = Not detected MDL = Method Detection Limit
RL = Reporting Limit
E = Indicates value exceeds calibration range

J = Indicates an estimated value
B = Indicates analyte found in associated method blank
N = Indicates presumptive evidence of a compound

Report of Analysis

Client Sample ID:	TT-SB-23-7.5-9.5		
Lab Sample ID:	JD35939-11	**Date Sampled:**	11/30/21
Matrix:	SO - Soil	**Date Received:**	11/30/21
Method:	SW846 8082A SW846 3546	**Percent Solids:**	86.3
Project:	2nd Avenue and 33-39th Street, Brooklyn, NY		

	File ID	DF	Analyzed	By	Prep Date	Prep Batch	Analytical Batch
Run #1	XX2475272.D	1	12/06/21 22:31	TL	12/02/21 12:00	OP36908	GXX7676
Run #2							

	Initial Weight	Final Volume
Run #1	15.4 g	10.0 ml
Run #2		

PCB List

CAS No.	Compound	Result	RL	MDL	Units	Q
12674-11-2	Aroclor 1016	ND	38	18	ug/kg	
11104-28-2	Aroclor 1221	ND	38	23	ug/kg	
11141-16-5	Aroclor 1232	ND	38	24	ug/kg	
53469-21-9	Aroclor 1242	ND	38	15	ug/kg	
12672-29-6	Aroclor 1248	ND	38	34	ug/kg	
11097-69-1	Aroclor 1254	ND	38	20	ug/kg	
11096-82-5	Aroclor 1260	ND	38	16	ug/kg	
11100-14-4	Aroclor 1268	ND	38	16	ug/kg	
37324-23-5	Aroclor 1262	ND	38	25	ug/kg	

CAS No.	Surrogate Recoveries	Run# 1	Run# 2	Limits
877-09-8	Tetrachloro-m-xylene	102%		24-152%
877-09-8	Tetrachloro-m-xylene	100%		24-152%
2051-24-3	Decachlorobiphenyl	106%		10-172%
2051-24-3	Decachlorobiphenyl	92%		10-172%

ND = Not detected MDL = Method Detection Limit
RL = Reporting Limit
E = Indicates value exceeds calibration range

J = Indicates an estimated value
B = Indicates analyte found in associated method blank
N = Indicates presumptive evidence of a compound

Report of Analysis

Client Sample ID:	TT-SB-23-7.5-9.5		
Lab Sample ID:	JD35939-11	**Date Sampled:**	11/30/21
Matrix:	SO - Soil	**Date Received:**	11/30/21
		Percent Solids:	86.3
Project:	2nd Avenue and 33-39th Street, Brooklyn, NY		

Metals Analysis

Analyte	Result	RL	Units	DF	Prep	Analyzed	By	Method	Prep Method
Aluminum	6910	58	mg/kg	1	12/04/21	12/05/21	ND	SW846 6010D [2]	SW846 3050B [4]
Antimony	< 2.3	2.3	mg/kg	1	12/04/21	12/05/21	ND	SW846 6010D [2]	SW846 3050B [4]
Arsenic	3.4	2.3	mg/kg	1	12/04/21	12/05/21	ND	SW846 6010D [2]	SW846 3050B [4]
Barium	42.4	23	mg/kg	1	12/04/21	12/05/21	ND	SW846 6010D [2]	SW846 3050B [4]
Beryllium	0.52	0.23	mg/kg	1	12/04/21	12/05/21	ND	SW846 6010D [2]	SW846 3050B [4]
Cadmium	< 0.58	0.58	mg/kg	1	12/04/21	12/05/21	ND	SW846 6010D [2]	SW846 3050B [4]
Calcium	2540	580	mg/kg	1	12/04/21	12/05/21	ND	SW846 6010D [2]	SW846 3050B [4]
Chromium	13.3	1.2	mg/kg	1	12/04/21	12/05/21	ND	SW846 6010D [2]	SW846 3050B [4]
Cobalt	6.0	5.8	mg/kg	1	12/04/21	12/05/21	ND	SW846 6010D [2]	SW846 3050B [4]
Copper	10.4	2.9	mg/kg	1	12/04/21	12/05/21	ND	SW846 6010D [2]	SW846 3050B [4]
Iron	13300	58	mg/kg	1	12/04/21	12/05/21	ND	SW846 6010D [2]	SW846 3050B [4]
Lead	11.7	2.3	mg/kg	1	12/04/21	12/05/21	ND	SW846 6010D [2]	SW846 3050B [4]
Magnesium	2490	580	mg/kg	1	12/04/21	12/05/21	ND	SW846 6010D [2]	SW846 3050B [4]
Manganese	257	1.7	mg/kg	1	12/04/21	12/05/21	ND	SW846 6010D [2]	SW846 3050B [4]
Mercury	< 0.037	0.037	mg/kg	1	12/02/21	12/02/21	SB	SW846 7471B [1]	SW846 7471B [3]
Nickel	14.2	4.6	mg/kg	1	12/04/21	12/05/21	ND	SW846 6010D [2]	SW846 3050B [4]
Potassium	< 1200	1200	mg/kg	1	12/04/21	12/05/21	ND	SW846 6010D [2]	SW846 3050B [4]
Selenium	< 2.3	2.3	mg/kg	1	12/04/21	12/05/21	ND	SW846 6010D [2]	SW846 3050B [4]
Silver	< 0.58	0.58	mg/kg	1	12/04/21	12/05/21	ND	SW846 6010D [2]	SW846 3050B [4]
Sodium	< 1200	1200	mg/kg	1	12/04/21	12/05/21	ND	SW846 6010D [2]	SW846 3050B [4]
Thallium	< 1.2	1.2	mg/kg	1	12/04/21	12/05/21	ND	SW846 6010D [2]	SW846 3050B [4]
Vanadium	19.2	5.8	mg/kg	1	12/04/21	12/05/21	ND	SW846 6010D [2]	SW846 3050B [4]
Zinc	29.5	5.8	mg/kg	1	12/04/21	12/05/21	ND	SW846 6010D [2]	SW846 3050B [4]

(1) Instrument QC Batch: MA51520
(2) Instrument QC Batch: MA51546
(3) Prep QC Batch: MP30120
(4) Prep QC Batch: MP30147

RL = Reporting Limit

Report of Analysis

Client Sample ID:	TT-SB-23-7.5-9.5		
Lab Sample ID:	JD35939-11	**Date Sampled:**	11/30/21
Matrix:	SO - Soil	**Date Received:**	11/30/21
		Percent Solids:	86.3
Project:	2nd Avenue and 33-39th Street, Brooklyn, NY		

General Chemistry

Analyte	Result	RL	Units	DF	Analyzed	By	Method
Cyanide	< 0.32	0.32	mg/kg	1	12/09/21 01:08	EB	SW846 9012B/LACHAT
Solids, Percent	86.3		%	1	12/01/21 15:55	BG	SM2540 G 18TH ED MOD

RL = Reporting Limit

Report of Analysis

Client Sample ID:	TT-SB-23-7.5-9.5		
Lab Sample ID:	JD35939-11A	**Date Sampled:**	11/30/21
Matrix:	SO - Soil	**Date Received:**	11/30/21
Method:	EPA 537M BY ID IN HOUSE	**Percent Solids:**	86.3
Project:	2nd Avenue and 33-39th Street, Brooklyn, NY		

	File ID	DF	Analyzed	By	Prep Date	Prep Batch	Analytical Batch
Run #1 [a]	3Q51035.D	1	12/22/21 07:54	AFL	12/15/21 08:30	F:OP88850	F:S3Q713
Run #2							

	Initial Weight	Final Volume
Run #1	2.00 g	1.0 ml
Run #2		

PFAS List

CAS No.	Compound	Result	RL	MDL	Units	Q
PERFLUOROALKYLCARBOXYLIC ACIDS						
375-22-4	Perfluorobutanoic acid	ND	1.2	0.44	ug/kg	
2706-90-3	Perfluoropentanoic acid	ND	0.58	0.29	ug/kg	
307-24-4	Perfluorohexanoic acid	ND	0.58	0.29	ug/kg	
375-85-9	Perfluoroheptanoic acid	ND	0.58	0.29	ug/kg	
335-67-1	Perfluorooctanoic acid	ND	0.58	0.29	ug/kg	
375-95-1	Perfluorononanoic acid	ND	0.58	0.29	ug/kg	
335-76-2	Perfluorodecanoic acid	ND	0.58	0.29	ug/kg	
2058-94-8	Perfluoroundecanoic acid	ND	0.58	0.29	ug/kg	
307-55-1	Perfluorododecanoic acid	ND	0.58	0.29	ug/kg	
72629-94-8	Perfluorotridecanoic acid	ND	0.58	0.31	ug/kg	
376-06-7	Perfluorotetradecanoic acid	ND	0.58	0.29	ug/kg	
PERFLUOROALKYLSULFONIC ACIDS						
375-73-5	Perfluorobutanesulfonic acid	ND	0.58	0.29	ug/kg	
355-46-4	Perfluorohexanesulfonic acid	ND	0.58	0.29	ug/kg	
375-92-8	Perfluoroheptanesulfonic acid	ND	0.58	0.29	ug/kg	
1763-23-1	Perfluorooctanesulfonic acid	ND	0.58	0.29	ug/kg	
335-77-3	Perfluorodecanesulfonic acid	ND	0.58	0.29	ug/kg	
PERFLUOROOCTANESULFONAMIDES						
754-91-6	PFOSA	ND	0.58	0.29	ug/kg	
PERFLUOROOCTANESULFONAMIDOACETIC ACIDS						
2355-31-9	MeFOSAA	ND	1.2	0.58	ug/kg	
2991-50-6	EtFOSAA	ND	1.2	0.58	ug/kg	
FLUOROTELOMER SULFONATES						
27619-97-2	6:2 Fluorotelomer sulfonate	ND	1.2	0.29	ug/kg	
39108-34-4	8:2 Fluorotelomer sulfonate	ND	1.2	0.29	ug/kg	

ND = Not detected MDL = Method Detection Limit J = Indicates an estimated value
RL = Reporting Limit B = Indicates analyte found in associated method blank
E = Indicates value exceeds calibration range N = Indicates presumptive evidence of a compound

Report of Analysis

Client Sample ID:	TT-SB-23-7.5-9.5		
Lab Sample ID:	JD35939-11A	**Date Sampled:**	11/30/21
Matrix:	SO - Soil	**Date Received:**	11/30/21
Method:	EPA 537M BY ID IN HOUSE	**Percent Solids:**	86.3
Project:	2nd Avenue and 33-39th Street, Brooklyn, NY		

PFAS List

CAS No.	ID Standard Recoveries	Run# 1	Run# 2	Limits
	13C4-PFBA	81%		40-140%
	13C5-PFPeA	84%		50-150%
	13C5-PFHxA	84%		50-150%
	13C4-PFHpA	85%		50-150%
	13C8-PFOA	84%		50-150%
	13C9-PFNA	85%		50-150%
	13C6-PFDA	88%		50-150%
	13C7-PFUnDA	90%		40-140%
	13C2-PFDoDA	82%		40-140%
	13C2-PFTeDA	84%		30-130%
	13C3-PFBS	82%		50-150%
	13C3-PFHxS	84%		50-150%
	13C8-PFOS	81%		50-150%
	13C8-FOSA	93%		30-130%
	d3-MeFOSAA	97%		40-140%
	d5-EtFOSAA	94%		40-140%
	13C2-6:2FTS	81%		50-150%
	13C2-8:2FTS	81%		50-150%

(a) Analysis performed at SGS Orlando, FL.

ND = Not detected MDL = Method Detection Limit
RL = Reporting Limit
E = Indicates value exceeds calibration range

J = Indicates an estimated value
B = Indicates analyte found in associated method blank
N = Indicates presumptive evidence of a compound

Misc. Forms

Custody Documents and Other Forms

Includes the following where applicable:

- Chain of Custody
- Chain of Custody (SGS Orlando, FL)

SO
SW

SGS

CHAIN OF CUSTODY

SGS North America Inc. - Dayton
2235 Route 130, Dayton, NJ 08810
TEL. 732-329-0200 FAX: 732-329-3499/3480
www.sgs.com/ehsusa

EHSA-QAC-0023-04-FORM-Standard COC

Page __ of __

FED-EX Tracking #:
Bottle Order Control #: JS-111121-141
SGS Quote #:
SGS Job #: JD35939

Client / Reporting Information

Company Name: TETRA TECH
Street Address: 6 CENTURY DR.
City / State / Zip: PARSIPPANY NJ 07954
Project Contact / E-mail: BOB CANTAGALLO ROBERT.CANTAGALLO@TETRATECH.COM
Phone #: 973.630 4045
Sampler(s) Name(s) / Phone #: A. VALL

Project Information

Project Name: 2ND AVE & 33RD St.
Street:
Billing Information (if different from Report to)
City / State: BROOKLYN NY
Company Name:
Project #:
Street Address:
Client Purchase Order #:
City / State / Zip:
Project Manager:
Attention:

Requested Analysis

Field ID / Point of Collection	VOC 8260	TCL TCO	ABN 8270	8270 SIM 1,4 Dioxane	PESTICIDES TCL	PCB 8082 - PCB 11	STD	4-8151	XMTAL C2	MTAL	LCID SSTNY 21
TT-SB-13-7.5-9.5	✓	✓	✓	✓	✓	✓	–				✓
TT-SB-14-7.5-9.5	✓	✓	✓	✓	✓	✓	✓				✓
TT-SB-15-7.5-9.5	✓	✓	✓	✓	✓	✓	✓				✓
TT-SB-16-7.5-9.5	✓	✓	✓	✓	✓	✓	✓				✓
TT-SB-17-7.0-9.0	✓	✓	✓	✓	✓	✓	✓				✓
TT-SB-18-7.0-9.0	✓	✓	✓	✓	✓	✓	✓				✓
TT-SB-19-7.0-9.0	✓	✓	✓	✓	✓	✓	✓				✓
TT-SB-20-6.5-8.5	✓	✓	✓	✓	✓	✓	✓				✓
TT-SB-21-6.5-8.5	✓	✓	✓	✓	✓	✓	✓				✓
TT-SB-22-6.5-8.5	✓	✓	✓	✓	✓	✓	✓				✓
TT-SB-23-7.5-9.5	✓	✓	✓	✓	✓	✓	✓				✓

Matrix Codes: DW - Drinking Water; GW - Ground Water; WW - Water; SW - Surface Water; SO - Soil; SL- Sludge; SED-Sediment; OI - Oil; LIQ - Other Liquid; AIR - Air; SOL - Other Solid; WP - Wipe; FB - Field Blank; EB-Equipment Blank; RB - Rinse Blank; TB - Trip Blank

SGS Sample #	Field ID / Point of Collection	MEOH/DI Vial #	Collection Date	Collection Time	Sampled by	Grab (G) Comp (C)	Source Chlorinated (Y/N)	Matrix	# of bottles	HCl	NaOH	HNO_3	H_2SO_4	NONE	DI Water	MEOH	ENCORE	LAB USE ONLY
1	TT-SB-13-7.5-9.5	•	11/29/21	0910	AV	G		SO	6					3			3	B28
2	TT-SB-14-7.5-9.5		11/29/21	1009	AV	G		SO	6					3			3	P69
3	TT-SB-15-7.5-9.5		11/29/21	1109	AV	G		SO	6					3			3	1465
4	TT-SB-16-7.5-9.5		11/29/21	1211	AV	G		SO	6					3			3	4989
5	TT-SB-17-7.0-9.0		11/29/21	1355	AV	G		SO	6					3			3	
6	TT-SB-18-7.0-9.0		11/29/21	1456	AV	G		SO	6					3			3	
7	TT-SB-19-7.0-9.0		11/30/21	0848	AV	G		SO	6					3			3	
8	TT-SB-20-6.5-8.5		11/30/21	0930	AV	G		SO	6					3			3	
9	TT-SB-21-6.5-8.5		11/30/21	1028	AV	G		SO	6					3			3	
10	TT-SB-22-6.5-8.5		11/30/21	1133	AV	G		SO	6					3			3	
11	TT-SB-23-7.5-9.5	•	11/30/21	1330	AV	G		SO	6					3			3	

Turn Around Time (Business Days)

Approved By (SGS PM): / Date:

- ☐ 10 Business Days
- ☐ 5 Business Days
- ☐ 3 Business Days*
- ☐ 2 Business Days*
- ☐ 1 Business Day*
- ☐ Other _____

All data available via Lablink

* Approval needed for 1-3 Business Day TAT

Deliverable

- ☐ Commercial "A" (Level 1)
- ☐ Commercial "B" (Level 2)
- ☐ NJ Reduced (Level 3)
- ☐ Full Tier I (Level 4)
- ☐ Commercial "C"
- ☐ NJ DKQP
- ☐ NYASP Category A
- ☐ NYASP Category B
- ☐ MA MCP Criteria_____
- ☐ CT RCP Criteria_____
- ☐ State Forms
- ☐ EDD Format _____
- ☐ DOD-QSM5

Commercial "A" = Results only; Commercial "B" = Results + QC Summary
Commercial "C" = Results + QC Summary + Partial Raw data

Comments / Special Instructions

3 X 5g Encore

Initial Assessment: SB EIN

Label Verification: _____

http://www.sgs.com/en/terms-and-conditions

Sample Custody must be documented below each time samples change possession, including courier delivery.

Relinquished by	Date / Time	Received By	Relinquished By	Date / Time	Received By
1 [signature]	11/30/21 1513	1 Joseph Acheampong	2 Joseph Acheampong	11/30/21 17:00	2 Jeemit Patel
3		3	4		4
5		5			

Custody Seal #: ☐ Intact ☐ Not intact ☐ Absent

Therm ID: ☐ See Sample Receipt Summary

On Ice ☐

Cooler Temp. °C: 1.3°C

JD35939: Chain of Custody
Page 1 of 3

SGS Sample Receipt Summary

Job Number: JD35939 **Client:** TETRA TECH **Project:** 2ND AVENUE AND 33-39TH STREET, BROOKL

Date / Time Received: 11/30/2021 5:00:00 PM **Delivery Method:** **Airbill #'s:**

Cooler Temps (Raw Measured) °C: Cooler 1: (1.3);

Cooler Temps (Corrected) °C: Cooler 1: (-0.1);

Cooler Security	Y	or	N		Y	or	N
1. Custody Seals Present:	☑		☐	3. COC Present:	☑		☐
2. Custody Seals Intact:	☑		☐	4. Smpl Dates/Time OK	☑		☐

Cooler Temperature	Y	or	N
1. Temp criteria achieved:	☑		☐
2. Cooler temp verification:	IR Gun		
3. Cooler media:	Ice (Bag)		
4. No. Coolers:	1		

Quality Control Preservation	Y	or	N	N/A
1. Trip Blank present / cooler:	☐		☐	☑
2. Trip Blank listed on COC:	☐		☐	☑
3. Samples preserved properly:	☑		☐	
4. VOCs headspace free:	☐		☐	☑

Sample Integrity - Documentation	Y	or	N
1. Sample labels present on bottles:	☑		☐
2. Container labeling complete:	☑		☐
3. Sample container label / COC agree:	☑		☐

Sample Integrity - Condition	Y	or	N
1. Sample recvd within HT:	☑		☐
2. All containers accounted for:	☑		☐
3. Condition of sample:	Intact		

Sample Integrity - Instructions	Y	or	N	N/A
1. Analysis requested is clear:	☑		☐	
2. Bottles received for unspecified tests	☐		☑	
3. Sufficient volume recvd for analysis:	☑		☐	
4. Compositing instructions clear:	☐		☐	☑
5. Filtering instructions clear:	☐		☐	☑

Test Strip Lot #s: pH 1-12: 231619 pH 12+: 203117A Other: (Specify) _____ _____

Comments

SM089-03
Rev. Date 12/7/17

JD35939: Chain of Custody
Page 2 of 3

Job Change Order: JD35939

Requested Date:	12/13/2021	**Received Date:**	11/30/2021
Account Name:	Tetra Tech	**Due Date:**	12/13/2021
Project Description:	2nd Avenue and 33-39th Street, Brooklyn, NY	**Deliverable:**	NYASPB
C/O Initiated By:	JADONS **PM:** JBS	**TAT (Days):**	7

==========

Sample #: JD35939-ALL

Dept:

TAT: 7

Change:
Please move project to TTNJP90692 and re-sub to ALSE.

==========

Above Changes Per: Jadon Schiller **Date/Time:** 12/13/2021

To Client: This Change Order is confirmation of the revisions, previously discussed with the Client Service Representative.

Page 1 of 1

SGS

CHAIN OF CUSTODY

SGS North America Inc. - Dayton
2235 Route 130, Dayton, NJ 08810
TEL. 732-329-0200 FAX: 732-329-3499/3480
www.sgs.com/ehsusa

FED-EX Tracking #:
Bottle Order Control #:
SGS Quote #:
SGS Job #: JD35939

Client / Reporting Information

Company Name:
Street Address:
City State Zip:
Project Contact: jadon.schiller@sgs.com E-mail:
Phone #:
Sampler(s) Name(s): AV Phone:

Project Information

Project Name: 2nd Avenue and 33-39th Street, Brooklyn, NY
Street:
City State:
Project #:
Client Purchase Order #:
Project Manager:

Billing Information (if different from Report to)

Company Name:
Street Address:
City State Zip:
Attention:

Requested Analysis

SGS Sample #	Field ID / Point of Collection	MEOH/Oil Vial #	Collection Date	Collection Time	Sampled by	Matrix	# of bottles	HCl	NaOH	HNO_3	H_2SO_4	NONE	DI Water	MEOH	EnCORE	LCID537/NY21
1A	TT-SB-13-7.5-9.5		11/29/21	9:10:00 AM	AV	SO										X
2A	TT-SB-14-7.5-9.5		11/29/21	10:09:00 AM	AV	SO										X
3A	TT-SB-15-7.5-9.5		11/29/21	11:09:00 AM	AV	SO										X
4A	TT-SB-16-7.5-9.5		11/29/21	12:11:00 PM	AV	SO										X
5A	TT-SB-17-7.0-9.0		11/29/21	1:55:00 PM	AV	SO										X
6A	TT-SB-18-7.0-9.0		11/29/21	2:56:00 PM	AV	SO										X
7A	TT-SB-19-7.0-9.0		11/30/21	8:48:00 AM	AV	SO										X
8A	TT-SB-20-6.5-8.5		11/30/21	9:36:00 AM	AV	SO										X
9A	TT-SB-21-6.5-8.5		11/30/21	10:28:00 AM	AV	SO										X
10A	TT-SB-22-6.5-8.5		11/30/21	11:33:00 AM	AV	SO										X
11A	TT-SB-23-7.5-9.5		11/30/21	1:30:00 PM	AV	SO										X

Matrix Codes

DW - Drinking Water
GW - Ground Water
WW - Water
SW - Surface Water
SO - Soil
SL - Sludge
SED-Sediment
OI - Oil
LIQ - Other Liquid
AIR - Air
SOL - Other Solid
WP - Wipe
FB - Field Blank
EB-Equipment Blank
RB - Rinse Blank
TB - Trip Blank

LAB USE ONLY

Turnaround Time (Business days)

Approved By (SGS PM): / Date:

- [ ] Standard 10 Business Days
- [ ] 5 Business Days RUSH
- [ ] 3 Business Days RUSH
- [ ] 2 Business Days RUSH
- [ ] 1 Business Day EMERGENCY
- [x] Other 1/14/1900

Emergency & Rush T/A data available via Lablink. Approval needed for RUSH/Emergency TAT

Data Deliverable Information

- [ ] Commercial "A" (Level 1)
- [ ] Commercial "B" (Level 2)
- [ ] FULLT1 (Level 3+4)
- [ ] NJ Reduced
- [ ] Commercial "C"
- [ ] NYASP Category A
- [ ] NYASP Category B
- [ ] State Forms
- [ ] EDD Format
- [x] Other NYASPB

Commercial "A" = Results Only
Commercial "B" = Results + QC Summary
Commercial "C" = Results + QC Summary + Partial Raw data

INITIAL ASSESSMENT
Comments / Special Instructions

LABEL VERIFICATION

http://www.sgs.com/en/terms-and-conditions

Sample Custody must be documented below each time samples change possession, including courier delivery.

Relinquished by:	Date / Time:	Received By:	Relinquished By:	Date / Time:	Received By:
1	12/1/21 14:10	1 FedEx	2	12/1/21 15:10	2
3		3	4		4
5		5			

Custody Seal #
[ ] Intact [ ] Not intact
Preserved where applicable [ ] Absent
Therm. ID:
On Ice [ ]
Cooler Temp. °C 2.8-1.1

jd35939.xls
Rev. Date: 4/10/18

JD35939: Chain of Custody
Page 1 of 2
SGS Orlando, FL

SGS Sample Receipt Summary

Job Number: JD35939 **Client:** SGS NJ **Project:** 2ND AVENUE33-39TH STREET,BROOKLYN,NY

Date / Time Received: 12/2/2021 3:30:00 PM **Delivery Method:** FX **Airbill #'s:**

Therm ID: IR 1; **Therm CF:** 0.2; **# of Coolers:** 1

Cooler Temps (Raw Measured) °C: Cooler 1: (2.6);

Cooler Temps (Corrected) °C: Cooler 1: (2.8);

Cooler Information	Y	or	N
1. Custody Seals Present	☑		☐
2. Custody Seals Intact	☑		☐
3. Temp criteria achieved	☑		☐
4. Cooler temp verification	IR Gun		
5. Cooler media	Ice (Bag)		

Trip Blank Information	Y	or	N	N/A
1. Trip Blank present / cooler	☐		☐	☑
2. Trip Blank listed on COC	☐		☐	☑
	W	**or**	**S**	**N/A**
3. Type Of TB Received	☐		☐	☑

Sample Information	Y	or	N	N/A
1. Sample labels present on bottles	☑		☐	
2. Samples preserved properly	☑		☐	
3. Sufficient volume/containers recvd for analysis:	☑		☐	
4. Condition of sample	Intact			
5. Sample recvd within HT	☑		☐	
6. Dates/Times/IDs on COC match Sample Label	☑		☐	
7. VOCs have headspace	☐		☐	☑
8. Bottles received for unspecified tests	☐		☑	
9. Compositing instructions clear	☐		☐	☑
10. Voa Soil Kits/Jars received past 48hrs?	☐		☐	☑
11. % Solids Jar received?	☐		☐	☑
12. Residual Chlorine Present?	☐		☐	☑

Misc. Information

Number of Encores: 25-Gram _____ 5-Gram _____ Number of 5035 Field Kits: _____ Number of Lab Filtered Metals: _____

Test Strip Lot #s: pH 0-3 230315 pH 10-12 219813A Other: (Specify) _____ _____

Residual Chlorine Test Strip Lot #: _____

Comments

SM001
Rev. Date 05/24/17

Technician: STEPHENP Date: 12/2/2021 3:30:00 PM Reviewer: _____ Date: _____

The results set forth herein are provided by SGS North America Inc.

e-Hardcopy 2.0
Automated Report

Technical Report for

Tetra Tech

2nd Avenue and 33-39th Street, Brooklyn, NY

SGS Job Number: JD36084

Sampling Dates: 12/01/21 - 12/02/21

Report to:

Tetra Tech

Robert.Cantagallo@tetratech.com

ATTN: Bob Cantagallo

Total number of pages in report: 177

Test results contained within this data package meet the requirements of the National Environmental Laboratory Accreditation Program and/or state specific certification programs as applicable.

Mike Earp
General Manager

Client Service contact: Jadon Schiller 732-329-0200

Certifications: NJ(12129), NY(10983), CA, CT, FL, IL, IN, KS, KY, LA, MA, MD, ME, MN, NC, OH VAP (CL0056), AK (UST-103), AZ (AZ0786), PA, RI, SC, TX, UT, VA, WV, DoD ELAP (ANAB L2248)

This report shall not be reproduced, except in its entirety, without the written approval of SGS.
Test results relate only to samples analyzed.

Table of Contents

-1-

Section 1: Sample Summary 3
Section 2: Case Narrative/Conformance Summary 5
Section 3: Summary of Hits 13
Section 4: Sample Results 23
4.1: JD36084-1: TT-SB-24-6.5-8.5 24
4.2: JD36084-1A: TT-SB-24-6.5-8.5 36
4.3: JD36084-2: TT-SB-25-7.0-9.0 38
4.4: JD36084-2A: TT-SB-25-7.0-9.0 49
4.5: JD36084-3: TT-SB-26-6.0-8.0 51
4.6: JD36084-3A: TT-SB-26-6.0-8.0 64
4.7: JD36084-4: TT-SB-27-5.0-7.0 66
4.8: JD36084-4A: TT-SB-27-5.0-7.0 77
4.9: JD36084-5: SDUP-02 79
4.10: JD36084-5A: SDUP-02 91
4.11: JD36084-6: TT-SB-28-7.0-9.0 93
4.12: JD36084-6A: TT-SB-28-7.0-9.0 104
4.13: JD36084-7: TT-SB-29-4.0-6.0 106
4.14: JD36084-7A: TT-SB-29-4.0-6.0 117
4.15: JD36084-8: TT-SB-30-7.0-9.0 119
4.16: JD36084-8A: TT-SB-30-7.0-9.0 130
4.17: JD36084-9: TT-SB-31-6.0-8.0 132
4.18: JD36084-9A: TT-SB-31-6.0-8.0 144
4.19: JD36084-10: TT-SB-32-7.0-9.0 146
4.20: JD36084-10A: TT-SB-32-7.0-9.0 157
4.21: JD36084-11: TT-SB-33-4.5-6.5 159
4.22: JD36084-11A: TT-SB-33-4.5-6.5 170
Section 5: Misc. Forms 172
5.1: Chain of Custody 173
5.2: Chain of Custody (SGS Orlando, FL) 176

SGS LabLink@1124010 14:43 21-Jan-2022

Sample Summary

Tetra Tech

2nd Avenue and 33-39th Street, Brooklyn, NY

Job No: JD36084

Sample Number	Collected Date	Time	By	Received	Matrix Code	Type	Client Sample ID
JD36084-1	12/01/21	08:51	AV	12/02/21	SO	Soil	TT-SB-24-6.5-8.5
JD36084-1A	12/01/21	08:51	AV	12/02/21	SO	Soil	TT-SB-24-6.5-8.5
JD36084-2	12/01/21	09:52	AV	12/02/21	SO	Soil	TT-SB-25-7.0-9.0
JD36084-2A	12/01/21	09:52	AV	12/02/21	SO	Soil	TT-SB-25-7.0-9.0
JD36084-3	12/01/21	10:38	AV	12/02/21	SO	Soil	TT-SB-26-6.0-8.0
JD36084-3A	12/01/21	10:38	AV	12/02/21	SO	Soil	TT-SB-26-6.0-8.0
JD36084-4	12/01/21	11:47	AV	12/02/21	SO	Soil	TT-SB-27-5.0-7.0
JD36084-4A	12/01/21	11:47	AV	12/02/21	SO	Soil	TT-SB-27-5.0-7.0
JD36084-5	12/01/21	12:00	AV	12/02/21	SO	Soil	SDUP-02
JD36084-5A	12/01/21	12:00	AV	12/02/21	SO	Soil	SDUP-02
JD36084-6	12/01/21	13:47	AV	12/02/21	SO	Soil	TT-SB-28-7.0-9.0
JD36084-6A	12/01/21	13:47	AV	12/02/21	SO	Soil	TT-SB-28-7.0-9.0

This report contains results reported as ND = Not detected. The following applies:
Organics ND = Not detected above the MDL

Soil samples reported on a dry weight basis unless otherwise indicated on result page.

Sample Summary
(continued)

Tetra Tech

Job No: JD36084

2nd Avenue and 33-39th Street, Brooklyn, NY

Sample Number	Collected Date	Time	By	Received	Matrix Code	Type	Client Sample ID
JD36084-7	12/01/21	14:56	AV	12/02/21	SO	Soil	TT-SB-29-4.0-6.0
JD36084-7A	12/01/21	14:56	AV	12/02/21	SO	Soil	TT-SB-29-4.0-6.0
JD36084-8	12/02/21	08:53	AV	12/02/21	SO	Soil	TT-SB-30-7.0-9.0
JD36084-8A	12/02/21	08:53	AV	12/02/21	SO	Soil	TT-SB-30-7.0-9.0
JD36084-9	12/02/21	10:50	AV	12/02/21	SO	Soil	TT-SB-31-6.0-8.0
JD36084-9A	12/02/21	10:50	AV	12/02/21	SO	Soil	TT-SB-31-6.0-8.0
JD36084-10	12/02/21	11:47	AV	12/02/21	SO	Soil	TT-SB-32-7.0-9.0
JD36084-10A	12/02/21	11:47	AV	12/02/21	SO	Soil	TT-SB-32-7.0-9.0
JD36084-11	12/02/21	13:38	AV	12/02/21	SO	Soil	TT-SB-33-4.5-6.5
JD36084-11A	12/02/21	13:38	AV	12/02/21	SO	Soil	TT-SB-33-4.5-6.5

Soil samples reported on a dry weight basis unless otherwise indicated on result page.

CASE NARRATIVE / CONFORMANCE SUMMARY

Client:	Tetra Tech	**Job No:**	JD36084
Site:	2nd Avenue and 33-39th Street, Brooklyn, NY	**Report Date**	12/31/2021 12:35:54 P

On 12/02/2021, 11 Sample(s), 0 Trip Blank(s) and 0 Field Blank(s) were received at SGS North America Inc. at a maximum corrected temperature of 1.1 C. Samples were intact and chemically preserved, unless noted below. A SGS North America Inc. Job Number of JD36084 was assigned to the project. Laboratory sample ID, client sample ID and dates of sample collection are detailed in the report's Results Summary Section.

Specified quality control criteria were achieved for this job except as noted below. For more information, please refer to the analytical results and QC summary pages.

Compounds qualified as out of range in the continuing calibration summary report are acceptable as per method requirements when there is a high bias but the sample result is non-detect.

MS Volatiles By Method SW846 8260D

Matrix: SO **Batch ID:** VI9771

- All samples were analyzed within the recommended method holding time.
- All method blanks for this batch meet method specific criteria.
- Sample(s) JD36084-1MS, JD36084-2DUP were used as the QC samples indicated.

MS Semi-volatiles By Method EPA 537M BY ID

Matrix: SO **Batch ID:** F:OP88800

- The data for EPA 537M BY ID meets quality control requirements.
- JD36084-9A: Analysis performed at SGS Orlando, FL.
- JD36084-1A: Analysis performed at SGS Orlando, FL.
- JD36084-11A: Analysis performed at SGS Orlando, FL.
- JD36084-8A: Analysis performed at SGS Orlando, FL.
- JD36084-2A: Analysis performed at SGS Orlando, FL.
- JD36084-3A: Analysis performed at SGS Orlando, FL.
- JD36084-5A: Analysis performed at SGS Orlando, FL.
- JD36084-6A: Analysis performed at SGS Orlando, FL.
- JD36084-4A: Analysis performed at SGS Orlando, FL.
- JD36084-10A: Analysis performed at SGS Orlando, FL.
- JD36084-7A: Analysis performed at SGS Orlando, FL.

MS Semi-volatiles By Method SW846 8270E

Matrix: SO **Batch ID:** OP36957

- All samples were extracted within the recommended method holding time.
- All method blanks for this batch meet method specific criteria.
- Sample(s) JD36084-1MS, JD36084-1MSD were used as the QC samples indicated.

MS Semi-volatiles By Method SW846 8270E BY SIM

Matrix: SO **Batch ID:** OP36957A

- All samples were extracted within the recommended method holding time.
- Sample(s) JD36084-2MS, JD36084-2MSD were used as the QC samples indicated.
- All method blanks for this batch meet method specific criteria.

GC/LC Semi-volatiles By Method SW846 8081B

Matrix: SO **Batch ID:** OP36961

- All samples were extracted within the recommended method holding time.
- All method blanks for this batch meet method specific criteria.
- Sample(s) JD36084-4MS, JD36084-4MSD were used as the QC samples indicated.
- JD36084-3: Had TBA cleanup. Confirmation run.
- JD36084-7: Confirmation run.
- JD36084-1: Had TBA cleanup. Confirmation run.
- OP36961-MB1: Had TBA cleanup.
- JD36084-5: Had TBA cleanup. Confirmation run.
- OP36961-BS1: Had TBA cleanup.
- JD36084-9: Confirmation run.
- OP36961-BS1 for 4,4'-DDD: Outside of in house control limits.
- JD36084-9, JD36084-1 for Decachlorobiphenyl: Outside control limits due to matrix interference.
- OP36961-BS1 for Heptachlor epoxide: Outside of in house control limits. Reported from the 2nd signal. The %D of the CCV on the 1st signal exceeds the method criteria of 20%, so it being used for confirmation only.
- OP36961-BS1 for alpha-BHC: Outside of in house control limits.
- OP36961-BS1 for Aldrin: Outside of in house control limits.
- OP36961-BS1 for 4,4'-DDT: Outside of in house control limits.
- OP36961-BS1 for 4,4'-DDE: Outside of in house control limits.
- OP36961-BS1 for 4,4'-DDD: Outside of in house control limits.
- JD36084-2 for 4,4'-DDT: This compound outside control limits biased high in the associated BS.
- JD36084-2 for Aldrin: This compound outside control limits biased high in the associated BS.
- JD36084-2 for alpha-BHC: This compound outside control limits biased high in the associated BS.
- JD36084-2 for alpha-Chlordane: This compound outside control limits biased high in the associated BS.
- OP36961-BS1 for beta-BHC: Outside of in house control limits.
- JD36084-2 for Endrin aldehyde: This compound outside control limits biased high in the associated BS.
- JD36084-2 for Endosulfan-II: This compound outside control limits biased high in the associated BS.
- OP36961-BS1 for Heptachlor: Outside of in house control limits.
- JD36084-10 for Endosulfan sulfate: This compound outside control limits biased high in the associated BS.
- JD36084-10 for Heptachlor epoxide: This compound outside control limits biased high in the associated BS.
- JD36084-10 for Endrin: This compound outside control limits biased high in the associated BS.
- JD36084-2 for 4,4'-DDE: This compound outside control limits biased high in the associated BS.
- JD36084-10 for Endrin aldehyde: This compound outside control limits biased high in the associated BS.
- JD36084-10 for gamma-BHC (Lindane): This compound outside control limits biased high in the associated BS.
- JD36084-4 for Endosulfan-II: This compound outside control limits biased high in the associated BS.
- JD36084-10 for Heptachlor: This compound outside control limits biased high in the associated BS.
- JD36084-10 for Methoxychlor: This compound outside control limits biased high in the associated BS.
- JD36084-4 for Aldrin: This compound outside control limits biased high in the associated BS.
- JD36084-2 for gamma-BHC (Lindane): This compound outside control limits biased high in the associated BS.
- JD36084-2 for gamma-Chlordane: This compound outside control limits biased high in the associated BS.
- JD36084-2 for Heptachlor: This compound outside control limits biased high in the associated BS.
- JD36084-2 for Heptachlor epoxide: This compound outside control limits biased high in the associated BS.
- OP36961-BS1 for alpha-Chlordane: Outside of in house control limits.

GC/LC Semi-volatiles By Method SW846 8081B

Matrix: SO **Batch ID:** OP36961

- JD36084-4 for 4,4'-DDD: This compound outside control limits biased high in the associated BS.
- OP36961-BS1 for Endrin: Outside of in house control limits.
- JD36084-4 for 4,4'-DDT: This compound outside control limits biased high in the associated BS.
- JD36084-2 for Endosulfan-I: This compound outside control limits biased high in the associated BS.
- JD36084-4 for alpha-BHC: This compound outside control limits biased high in the associated BS.
- JD36084-4 for alpha-Chlordane: This compound outside control limits biased high in the associated BS.
- JD36084-4 for beta-BHC: This compound outside control limits biased high in the associated BS.
- JD36084-4 for delta-BHC: This compound outside control limits biased high in the associated BS.
- JD36084-4 for Dieldrin: This compound outside control limits biased high in the associated BS.
- JD36084-4 for Endosulfan sulfate: This compound outside control limits biased high in the associated BS.
- JD36084-2 for Methoxychlor: This compound outside control limits biased high in the associated BS.
- JD36084-2 for beta-BHC: This compound outside control limits biased high in the associated BS.
- JD36084-10 for 4,4'-DDT: This compound outside control limits biased high in the associated BS.
- OP36961-BS1 for Tetrachloro-m-xylene: Outside of in house control limits.
- JD36084-2 for delta-BHC: This compound outside control limits biased high in the associated BS.
- OP36961-BS1 for Heptachlor epoxide: Outside of in house control limits.
- JD36084-2 for Dieldrin: This compound outside control limits biased high in the associated BS.
- OP36961-BS1 for gamma-Chlordane: Outside of in house control limits.
- OP36961-BS1 for gamma-BHC (Lindane): Outside of in house control limits.
- OP36961-BS1 for Endrin aldehyde: Outside of in house control limits.
- JD36084-4 for Endosulfan-I: This compound outside control limits biased high in the associated BS.
- OP36961-BS1 for Endosulfan-II: Outside of in house control limits.
- JD36084-2 for Endrin: This compound outside control limits biased high in the associated BS.
- OP36961-BS1 for Endosulfan-I: Outside of in house control limits.
- OP36961-BS1 for Endosulfan sulfate: Outside of in house control limits.
- OP36961-BS1 for Dieldrin: Outside of in house control limits.
- OP36961-BS1 for delta-BHC: Outside of in house control limits.
- JD36084-4 for 4,4'-DDE: This compound outside control limits biased high in the associated BS.
- JD36084-2 for Endosulfan sulfate: This compound outside control limits biased high in the associated BS.
- JD36084-2 for 4,4'-DDD: This compound outside control limits biased high in the associated BS.
- JD36084-8 for Methoxychlor: This compound outside control limits biased high in the associated BS.
- JD36084-4 for Heptachlor epoxide: This compound outside control limits biased high in the associated BS.
- JD36084-6 for delta-BHC: This compound outside control limits biased high in the associated BS.
- JD36084-8 for Endosulfan-II: This compound outside control limits biased high in the associated BS.
- JD36084-8 for 4,4'-DDT: This compound outside control limits biased high in the associated BS.
- JD36084-6 for alpha-BHC: This compound outside control limits biased high in the associated BS.
- JD36084-4 for Endrin: This compound outside control limits biased high in the associated BS.
- JD36084-4 for Endrin aldehyde: This compound outside control limits biased high in the associated BS.
- JD36084-4 for gamma-BHC (Lindane): This compound outside control limits biased high in the associated BS.
- JD36084-8 for Dieldrin: This compound outside control limits biased high in the associated BS.
- JD36084-4 for Heptachlor: This compound outside control limits biased high in the associated BS.

GC/LC Semi-volatiles By Method SW846 8081B

Matrix: SO **Batch ID:** OP36961

- JD36084-8 for delta-BHC: This compound outside control limits biased high in the associated BS.
- JD36084-4 for Methoxychlor: This compound outside control limits biased high in the associated BS.
- JD36084-6 for 4,4'-DDD: This compound outside control limits biased high in the associated BS.
- JD36084-6 for 4,4'-DDE: This compound outside control limits biased high in the associated BS.
- JD36084-6 for Dieldrin: This compound outside control limits biased high in the associated BS.
- JD36084-6 for Aldrin: This compound outside control limits biased high in the associated BS.
- JD36084-6 for gamma-BHC (Lindane): This compound outside control limits biased high in the associated BS.
- JD36084-10 for alpha-BHC: This compound outside control limits biased high in the associated BS.
- JD36084-4 for gamma-Chlordane: This compound outside control limits biased high in the associated BS.
- JD36084-8 for Heptachlor: This compound outside control limits biased high in the associated BS.
- JD36084-8 for 4,4'-DDD: This compound outside control limits biased high in the associated BS.
- JD36084-8 for Endrin: This compound outside control limits biased high in the associated BS.
- JD36084-8 for Endrin aldehyde: This compound outside control limits biased high in the associated BS.
- JD36084-8 for 4,4'-DDE: This compound outside control limits biased high in the associated BS.
- JD36084-6 for Heptachlor epoxide: This compound outside control limits biased high in the associated BS.
- JD36084-8 for gamma-BHC (Lindane): This compound outside control limits biased high in the associated BS.
- JD36084-8 for gamma-Chlordane: This compound outside control limits biased high in the associated BS.
- JD36084-6 for beta-BHC: This compound outside control limits biased high in the associated BS.
- JD36084-6 for gamma-Chlordane: This compound outside control limits biased high in the associated BS.
- JD36084-8 for Heptachlor epoxide: This compound outside control limits biased high in the associated BS.
- JD36084-6 for Methoxychlor: This compound outside control limits biased high in the associated BS.
- JD36084-8 for Aldrin: This compound outside control limits biased high in the associated BS.
- JD36084-8 for Endosulfan-I: This compound outside control limits biased high in the associated BS.
- JD36084-8 for Endosulfan sulfate: This compound outside control limits biased high in the associated BS.
- JD36084-8 for alpha-BHC: This compound outside control limits biased high in the associated BS.
- JD36084-8 for alpha-Chlordane: This compound outside control limits biased high in the associated BS.
- JD36084-8 for beta-BHC: This compound outside control limits biased high in the associated BS.
- JD36084-6 for Heptachlor: This compound outside control limits biased high in the associated BS.
- JD36084-10 for 4,4'-DDE: This compound outside control limits biased high in the associated BS.
- JD36084-11 for 4,4'-DDD: This compound outside control limits biased high in the associated BS.
- JD36084-11 for gamma-BHC (Lindane): This compound outside control limits biased high in the associated BS.
- JD36084-11 for gamma-Chlordane: This compound outside control limits biased high in the associated BS.
- JD36084-11 for Heptachlor: This compound outside control limits biased high in the associated BS.
- JD36084-11 for Heptachlor epoxide: This compound outside control limits biased high in the associated BS.
- JD36084-11 for Methoxychlor: This compound outside control limits biased high in the associated BS.
- JD36084-11 for Endosulfan-II: This compound outside control limits biased high in the associated BS.
- JD36084-6 for alpha-Chlordane: This compound outside control limits biased high in the associated BS.
- JD36084-10 for 4,4'-DDD: This compound outside control limits biased high in the associated BS.
- JD36084-11 for Endosulfan-I: This compound outside control limits biased high in the associated BS.
- JD36084-10 for Aldrin: This compound outside control limits biased high in the associated BS.
- OP36961-BS1 for Methoxychlor: Outside of in house control limits.

GC/LC Semi-volatiles By Method SW846 8081B

Matrix: SO **Batch ID:** OP36961

- JD36084-10 for alpha-Chlordane: This compound outside control limits biased high in the associated BS.
- JD36084-10 for beta-BHC: This compound outside control limits biased high in the associated BS.
- JD36084-10 for delta-BHC: This compound outside control limits biased high in the associated BS.
- JD36084-10 for Dieldrin: This compound outside control limits biased high in the associated BS.
- JD36084-11 for 4,4'-DDT: This compound outside control limits biased high in the associated BS.
- JD36084-10 for Endosulfan-II: This compound outside control limits biased high in the associated BS.
- JD36084-10 for gamma-Chlordane: This compound outside control limits biased high in the associated BS.
- JD36084-6 for Endosulfan sulfate: This compound outside control limits biased high in the associated BS.
- JD36084-6 for Endosulfan-I: This compound outside control limits biased high in the associated BS.
- JD36084-6 for Endosulfan-II: This compound outside control limits biased high in the associated BS.
- JD36084-6 for Endrin: This compound outside control limits biased high in the associated BS.
- JD36084-6 for Endrin aldehyde: This compound outside control limits biased high in the associated BS.
- JD36084-11 for Endrin: This compound outside control limits biased high in the associated BS.
- JD36084-11 for Endrin aldehyde: This compound outside control limits biased high in the associated BS.
- JD36084-11 for 4,4'-DDE: This compound outside control limits biased high in the associated BS.
- JD36084-11 for Aldrin: This compound outside control limits biased high in the associated BS.
- JD36084-11 for alpha-BHC: This compound outside control limits biased high in the associated BS.
- JD36084-11 for alpha-Chlordane: This compound outside control limits biased high in the associated BS.
- JD36084-11 for beta-BHC: This compound outside control limits biased high in the associated BS.
- JD36084-11 for delta-BHC: This compound outside control limits biased high in the associated BS.
- JD36084-11 for Dieldrin: This compound outside control limits biased high in the associated BS.
- JD36084-11 for Endosulfan sulfate: This compound outside control limits biased high in the associated BS.
- JD36084-10 for Endosulfan-I: This compound outside control limits biased high in the associated BS.
- JD36084-6 for 4,4'-DDT: This compound outside control limits biased high in the associated BS.

Matrix: SO **Batch ID:** OP37171

- All method blanks for this batch meet method specific criteria.
- Sample(s) JD36682-7MS, JD36682-7MSD were used as the QC samples indicated.
- JD36084-9: Re-extracted due to BS outside in house QC limits. Originally prep date was within holding time.
- JD36084-3: Had TBA cleanup. Re-extracted due to BS outside in house QC limits. Originally prep date was within holding time.
- JD36084-1: Had TBA cleanup. Re-extracted due to BS outside in house QC limits. Originally prep date was within holding time.
- JD36084-7: Re-extracted due to BS outside in house QC limits. Originally prep date was within holding time.
- JD36084-5: Had TBA cleanup. Re-extracted due to BS outside in house QC limits. Originally prep date was within holding time.
- JD36084-9 for alpha-Chlordane: More than 40 % RPD for detected concentrations between the two GC columns.
- JD36084-9 for 4,4'-DDT: Reported from the 1st signal. The %D of the CCV on the 2nd signal exceeds the method criteria of 20%, so it being used for confirmation only. More than 40% RPD for detected concentrations between the two GC columns.
- JD36084-1 for Decachlorobiphenyl: Outside control limits due to matrix interference.

GC/LC Semi-volatiles By Method SW846 8082A

Matrix: SO	**Batch ID:** OP36962

- All samples were extracted within the recommended method holding time.
- Sample(s) JD36084-5MS, JD36084-5MSD were used as the QC samples indicated.
- All method blanks for this batch meet method specific criteria.
- JD36084-1 for Decachlorobiphenyl: Outside control limits due to matrix interference.
- OP36962-MB1 for Decachlorobiphenyl: Outside of in house control limits.
- OP36962-MB1 for Tetrachloro-m-xylene: Outside of in house control limits.
- OP36962-BS1 for Aroclor 1260: Reported from the 2nd signal. The %D of the CCV on the 1st signal exceeds the method criteria of 20%, so it being used for confirmation only.
- JD36084-9 for Decachlorobiphenyl: Outside control limits due to matrix interference.

GC/LC Semi-volatiles By Method SW846 8151A

Matrix: SO	**Batch ID:** OP36933

- All samples were extracted within the recommended method holding time.
- Sample(s) JD36022-1MS, JD36022-1MSD were used as the QC samples indicated.
- All method blanks for this batch meet method specific criteria.
- Matrix Spike Recovery(s) for 2,4,5-T, 2,4,5-TP (Silvex) are outside of in house control limits.
- Matrix Spike Duplicate Recovery(s) for 2,4,5-TP (Silvex) are outside of in house control limits.
- OP36933-BSD for 2,4,5-TP (Silvex): Analytical precision exceeds in-house control limits.
- OP36933-BS1 for 2,4,5-TP (Silvex): Outside of in house control limits.
- OP36933-BSD for 2,4-DCAA: Outside of in house control limits.
- OP36933-BS1 for 2,4,5-T: Outside of in house control limits.
- OP36933-BS1 for 2,4-DCAA: Outside of in house control limits.
- OP36933-BSD for 2,4-D: Analytical precision exceeds in-house control limits.
- OP36933-MS/MSD for 2,4-DCAA: Outside of in house control limits.

Metals Analysis By Method SW846 6010D

Matrix: SO	**Batch ID:** MP30189

- All samples were digested within the recommended method holding time.
- All method blanks for this batch meet method specific criteria.
- Sample(s) JD36039-1MS, JD36039-1MSD, JD36039-1PS, JD36039-1SDL were used as the QC samples for metals.
- Matrix Spike Recovery(s) for Aluminum, Antimony are outside control limits. Spike recovery indicates possible matrix interference.
- Matrix Spike Duplicate Recovery(s) fo rAluminum, Antimony, Iron are outside control limits. Spike recovery indicates possible matrix interference.
- RPD(s) for Serial Dilution for Cadmium, Cobalt, Lead, Potassium, Selenium are outside control limits. Percent difference acceptable due to low initial sample concentration (< 50 times IDL).

Metals Analysis By Method SW846 7471B

Matrix: SO	**Batch ID:** MP30190

- All samples were digested within the recommended method holding time.
- All method blanks for this batch meet method specific criteria.
- Sample(s) JD36076-1MS, JD36076-1MSD were used as the QC samples for metals.

General Chemistry By Method SM2540 G 18TH ED MOD

Matrix: SO	Batch ID: GN24481

- Sample(s) JD36081-39DUP were used as the QC samples for Solids, Percent.

General Chemistry By Method SW846 9012B/LACHAT

Matrix: SO	Batch ID: GP37404

- All samples were prepared within the recommended method holding time.
- All method blanks for this batch meet method specific criteria.
- Sample(s) JD36084-1DUP, JD36084-1MS, JD36084-2MS were used as the QC samples for Cyanide.
- Matrix Spike Recovery(s) for Cyanide are outside control limits. Spike recovery indicates possible matrix interference and/or sample nonhomogeneity.

SGS North America Inc. certifies that data reported for samples received, listed on the associated custody chain or analytical task order, were produced to specifications meeting the Quality System precision, accuracy and completeness objectives except as noted.

Estimated non-standard method measurement uncertainty data is available on request, based on quality control bias and implicit for standard methods. Acceptable uncertainty requires tested parameter quality control data to meet method criteria.

SGS North America Inc. is not responsible for data quality assumptions if partial reports are used and recommends that this report be used in its entirety. Data release is authorized by SGS North America Inc indicated via signature on the report cover

SAMPLE DELIVERY GROUP CASE NARRATIVE

Client: SGS Dayton, NJ **Job No:** JD36084

Site: TTNJP: 2nd Avenue and 33-39th Street, Brooklyn, NY **Report Date** 12/23/2021 9:58:16

On 12/02/2021, 11 Sample(s), 0 Trip Blank(s) were received at SGS North America Inc. at a maximum corrected temperature of 2.8 C. Samples were intact and chemically preserved, unless noted below. A SGS North America Inc. Job Number of JD36084 was Assigned to the project. Laboratory sample ID, client sample ID and dates of sample collection are detailed in the report's Results Summary Section. Specified quality control criteria were achieved for this job except as noted below. For more information, please refer to the analytical results and QC summary pages

MS Semi-volatiles By Method EPA 537M BY ID

Matrix: SO **Batch ID:** OP88800

Sample(s) FA90827-71MS, FA90827-71MSD were used as the QC samples indicated.

SGS North America Inc. certifies that data reported for samples received, listed on the associated custody chain or analytical task order, were produced to specifications meeting the Quality System precision, accuracy and completeness objectives exceptas noted. Estimated non-standard method measurement uncertainty data is available on request, based on quality control bias and implicit for standard methods. Acceptable uncertainty requires tested parameter quality control data to meet method criteria. SGS North America Inc. is not responsible for data quality assumptions if partial reports are used and recommends that this report be used in its entirety.

Narrative prepared by:

_____

Ariel Hartney, Client Services (signature on file)

Summary of Hits

Job Number: JD36084
Account: Tetra Tech
Project: 2nd Avenue and 33-39th Street, Brooklyn, NY
Collected: 12/01/21 thru 12/02/21

Lab Sample ID Analyte	Client Sample ID	Result/ Qual	RL	MDL	Units	Method
JD36084-1	**TT-SB-24-6.5-8.5**					
Acetone		19.1	10	4.2	ug/kg	SW846 8260D
o-Xylene		0.74 J	1.0	0.46	ug/kg	SW846 8260D
Xylene (total)		0.74 J	1.0	0.46	ug/kg	SW846 8260D
Acenaphthene		32.0 J	37	13	ug/kg	SW846 8270E
Acenaphthylene		23.4 J	37	19	ug/kg	SW846 8270E
Anthracene		91.4	37	22	ug/kg	SW846 8270E
Benzo(a)anthracene		381	37	10	ug/kg	SW846 8270E
Benzo(a)pyrene		364	37	17	ug/kg	SW846 8270E
Benzo(b)fluoranthene		454	37	16	ug/kg	SW846 8270E
Benzo(g,h,i)perylene		258	37	18	ug/kg	SW846 8270E
Benzo(k)fluoranthene		160	37	17	ug/kg	SW846 8270E
Carbazole		28.4 J	73	5.3	ug/kg	SW846 8270E
Chrysene		381	37	12	ug/kg	SW846 8270E
Dibenzo(a,h)anthracene		86.3	37	16	ug/kg	SW846 8270E
Dibenzofuran		16.7 J	73	15	ug/kg	SW846 8270E
Fluoranthene		752	37	16	ug/kg	SW846 8270E
Fluorene		26.9 J	37	17	ug/kg	SW846 8270E
Indeno(1,2,3-cd)pyrene		311	37	17	ug/kg	SW846 8270E
Phenanthrene		362	37	12	ug/kg	SW846 8270E
Pyrene		801	37	12	ug/kg	SW846 8270E
Total TIC, Semi-Volatile		5400 J			ug/kg	
Aldrin [a]		1.9	0.65	0.54	ug/kg	SW846 8081B
gamma-BHC (Lindane) [a]		2.3	0.65	0.48	ug/kg	SW846 8081B
alpha-Chlordane [b]		2.8	0.65	0.53	ug/kg	SW846 8081B
gamma-Chlordane [a]		2.4	0.65	0.30	ug/kg	SW846 8081B
Dieldrin [a]		1.1	0.65	0.45	ug/kg	SW846 8081B
4,4'-DDD [b]		5.8	0.65	0.60	ug/kg	SW846 8081B
4,4'-DDE [b]		5.7	0.65	0.57	ug/kg	SW846 8081B
4,4'-DDT [c]		3.5	0.65	0.58	ug/kg	SW846 8081B
Endosulfan-II [b]		2.7	0.65	0.41	ug/kg	SW846 8081B
Heptachlor epoxide [a]		0.84	0.65	0.46	ug/kg	SW846 8081B
Aluminum		4260	56		mg/kg	SW846 6010D
Arsenic		2.8	2.3		mg/kg	SW846 6010D
Barium		49.9	23		mg/kg	SW846 6010D
Beryllium		0.24	0.23		mg/kg	SW846 6010D
Calcium		35300	1100		mg/kg	SW846 6010D
Chromium		10.3	1.1		mg/kg	SW846 6010D
Copper		12.6	2.8		mg/kg	SW846 6010D
Iron		9130	56		mg/kg	SW846 6010D
Lead		87.1	2.3		mg/kg	SW846 6010D
Magnesium		7890	560		mg/kg	SW846 6010D
Manganese		193	1.7		mg/kg	SW846 6010D
Mercury		0.24	0.029		mg/kg	SW846 7471B

Summary of Hits

Job Number: JD36084
Account: Tetra Tech
Project: 2nd Avenue and 33-39th Street, Brooklyn, NY
Collected: 12/01/21 thru 12/02/21

Lab Sample ID / Analyte	Client Sample ID	Result/ Qual	RL	MDL	Units	Method
Nickel		17.2	4.5		mg/kg	SW846 6010D
Vanadium		15.1	5.6		mg/kg	SW846 6010D
Zinc		48.5	5.6		mg/kg	SW846 6010D
JD36084-1A	**TT-SB-24-6.5-8.5**					
No hits reported in this sample.						
JD36084-2	**TT-SB-25-7.0-9.0**					
Acenaphthene		21.8 J	36	12	ug/kg	SW846 8270E
Anthracene		48.0	36	22	ug/kg	SW846 8270E
Benzo(a)anthracene		97.6	36	10	ug/kg	SW846 8270E
Benzo(a)pyrene		80.3	36	16	ug/kg	SW846 8270E
Benzo(b)fluoranthene		99.6	36	16	ug/kg	SW846 8270E
Benzo(g,h,i)perylene		48.4	36	18	ug/kg	SW846 8270E
Benzo(k)fluoranthene		39.9	36	17	ug/kg	SW846 8270E
Carbazole		18.7 J	72	5.2	ug/kg	SW846 8270E
Chrysene		91.2	36	11	ug/kg	SW846 8270E
Dibenzo(a,h)anthracene		29.0 J	36	16	ug/kg	SW846 8270E
Fluoranthene		221	36	16	ug/kg	SW846 8270E
Fluorene		20.6 J	36	17	ug/kg	SW846 8270E
Indeno(1,2,3-cd)pyrene		76.4	36	17	ug/kg	SW846 8270E
Phenanthrene		208	36	12	ug/kg	SW846 8270E
Pyrene		187	36	12	ug/kg	SW846 8270E
Total TIC, Semi-Volatile		680 J			ug/kg	
Aluminum		6110	58		mg/kg	SW846 6010D
Arsenic		5.2	2.3		mg/kg	SW846 6010D
Barium		37.0	23		mg/kg	SW846 6010D
Beryllium		0.38	0.23		mg/kg	SW846 6010D
Calcium		1080	580		mg/kg	SW846 6010D
Chromium		11.7	1.2		mg/kg	SW846 6010D
Copper		37.5	2.9		mg/kg	SW846 6010D
Iron		11200	58		mg/kg	SW846 6010D
Lead		55.2	2.3		mg/kg	SW846 6010D
Magnesium		2180	580		mg/kg	SW846 6010D
Manganese		239	1.7		mg/kg	SW846 6010D
Mercury		0.079	0.034		mg/kg	SW846 7471B
Nickel		14.5	4.6		mg/kg	SW846 6010D
Vanadium		17.4	5.8		mg/kg	SW846 6010D
Zinc		50.9	5.8		mg/kg	SW846 6010D
Cyanide		1.9	0.22		mg/kg	SW846 9012B/LACHAT

Summary of Hits

Job Number: JD36084
Account: Tetra Tech
Project: 2nd Avenue and 33-39th Street, Brooklyn, NY
Collected: 12/01/21 thru 12/02/21

Lab Sample ID Analyte	Client Sample ID	Result/ Qual	RL	MDL	Units	Method
JD36084-2A	**TT-SB-25-7.0-9.0**					
No hits reported in this sample.						
JD36084-3	**TT-SB-26-6.0-8.0**					
Acetone		23.6	9.4	3.9	ug/kg	SW846 8260D
2-Butanone (MEK)		4.5 J	9.4	2.3	ug/kg	SW846 8260D
Carbon disulfide		0.81 J	1.9	0.50	ug/kg	SW846 8260D
Ethylbenzene		0.90 J	0.94	0.43	ug/kg	SW846 8260D
Isopropylbenzene		8.0	1.9	1.3	ug/kg	SW846 8260D
m,p-Xylene		1.3	0.94	0.85	ug/kg	SW846 8260D
o-Xylene		0.95	0.94	0.43	ug/kg	SW846 8260D
Xylene (total)		2.3	0.94	0.43	ug/kg	SW846 8260D
Total TIC, Volatile		2026 J			ug/kg	
Acenaphthene		3590	37	13	ug/kg	SW846 8270E
Acenaphthylene		25.6 J	37	19	ug/kg	SW846 8270E
Anthracene		153	37	22	ug/kg	SW846 8270E
Benzo(a)anthracene		96.4	37	10	ug/kg	SW846 8270E
Benzo(a)pyrene		74.5	37	17	ug/kg	SW846 8270E
Benzo(b)fluoranthene		99.2	37	16	ug/kg	SW846 8270E
Benzo(g,h,i)perylene		55.6	37	18	ug/kg	SW846 8270E
Benzo(k)fluoranthene		30.5 J	37	17	ug/kg	SW846 8270E
1,1'-Biphenyl		26.3 J	73	5.0	ug/kg	SW846 8270E
Carbazole		96.6	73	5.3	ug/kg	SW846 8270E
Chrysene		98.9	37	12	ug/kg	SW846 8270E
Dibenzo(a,h)anthracene		32.6 J	37	16	ug/kg	SW846 8270E
Dibenzofuran		1570	73	15	ug/kg	SW846 8270E
bis(2-Ethylhexyl)phthalate		68.6 J	73	8.5	ug/kg	SW846 8270E
Fluoranthene		415	37	16	ug/kg	SW846 8270E
Fluorene		1350	37	17	ug/kg	SW846 8270E
Indeno(1,2,3-cd)pyrene		76.1	37	17	ug/kg	SW846 8270E
2-Methylnaphthalene		446	37	8.3	ug/kg	SW846 8270E
Naphthalene		372	37	10	ug/kg	SW846 8270E
Phenanthrene		1810	37	12	ug/kg	SW846 8270E
Pyrene		328	37	12	ug/kg	SW846 8270E
Total TIC, Semi-Volatile		10580 J			ug/kg	
alpha-BHC [a]		1.9	0.72	0.59	ug/kg	SW846 8081B
gamma-Chlordane [a]		2.0	0.72	0.33	ug/kg	SW846 8081B
4,4'-DDD [b]		17.9	0.72	0.66	ug/kg	SW846 8081B
4,4'-DDE [b]		5.4	0.72	0.63	ug/kg	SW846 8081B
Aluminum		4270	58		mg/kg	SW846 6010D
Arsenic		3.9	2.3		mg/kg	SW846 6010D
Barium		81.7	23		mg/kg	SW846 6010D
Beryllium		0.28	0.23		mg/kg	SW846 6010D

Summary of Hits

Job Number: JD36084
Account: Tetra Tech
Project: 2nd Avenue and 33-39th Street, Brooklyn, NY
Collected: 12/01/21 thru 12/02/21

Lab Sample ID / Analyte	Client Sample ID	Result/ Qual	RL	MDL	Units	Method
Calcium		29800	1200		mg/kg	SW846 6010D
Chromium		9.2	1.2		mg/kg	SW846 6010D
Copper		10.7	2.9		mg/kg	SW846 6010D
Iron		9130	58		mg/kg	SW846 6010D
Lead		53.6	2.3		mg/kg	SW846 6010D
Magnesium		8370	580		mg/kg	SW846 6010D
Manganese		582	1.7		mg/kg	SW846 6010D
Mercury		0.060	0.031		mg/kg	SW846 7471B
Nickel		12.6	4.6		mg/kg	SW846 6010D
Vanadium		21.4	5.8		mg/kg	SW846 6010D
Zinc		77.0	5.8		mg/kg	SW846 6010D
JD36084-3A	**TT-SB-26-6.0-8.0**					
No hits reported in this sample.						
JD36084-4	**TT-SB-27-5.0-7.0**					
Total TIC, Semi-Volatile		370 J			ug/kg	
Aluminum		7040	59		mg/kg	SW846 6010D
Arsenic		3.2	2.3		mg/kg	SW846 6010D
Barium		35.1	23		mg/kg	SW846 6010D
Beryllium		0.52	0.23		mg/kg	SW846 6010D
Calcium		1120	590		mg/kg	SW846 6010D
Chromium		12.7	1.2		mg/kg	SW846 6010D
Copper		11.3	2.9		mg/kg	SW846 6010D
Iron		11900	59		mg/kg	SW846 6010D
Lead		25.0	2.3		mg/kg	SW846 6010D
Magnesium		2080	590		mg/kg	SW846 6010D
Manganese		232	1.8		mg/kg	SW846 6010D
Nickel		13.4	4.7		mg/kg	SW846 6010D
Vanadium		21.1	5.9		mg/kg	SW846 6010D
Zinc		35.8	5.9		mg/kg	SW846 6010D
JD36084-4A	**TT-SB-27-5.0-7.0**					
Perfluorooctanesulfonic acid [d]		0.35 J	0.55	0.28	ug/kg	EPA 537M BY ID
JD36084-5	**SDUP-02**					
Acetone		14.9	9.1	3.8	ug/kg	SW846 8260D
Acenaphthene		53.5	36	12	ug/kg	SW846 8270E
Acenaphthylene		91.0	36	18	ug/kg	SW846 8270E
Anthracene		303	36	22	ug/kg	SW846 8270E
Benzo(a)anthracene		1780	36	10	ug/kg	SW846 8270E

Summary of Hits

Job Number: JD36084
Account: Tetra Tech
Project: 2nd Avenue and 33-39th Street, Brooklyn, NY
Collected: 12/01/21 thru 12/02/21

Lab Sample ID Client Sample ID Analyte	Result/ Qual	RL	MDL	Units	Method
Benzo(a)pyrene	1560	36	16	ug/kg	SW846 8270E
Benzo(b)fluoranthene	1940	36	16	ug/kg	SW846 8270E
Benzo(g,h,i)perylene	892	36	18	ug/kg	SW846 8270E
Benzo(k)fluoranthene	690	36	17	ug/kg	SW846 8270E
Carbazole	45.3 J	72	5.2	ug/kg	SW846 8270E
Chrysene	1700	36	11	ug/kg	SW846 8270E
Dibenzo(a,h)anthracene	281	36	16	ug/kg	SW846 8270E
Dibenzofuran	24.5 J	72	15	ug/kg	SW846 8270E
Fluoranthene	3090	36	16	ug/kg	SW846 8270E
Fluorene	45.7	36	17	ug/kg	SW846 8270E
Indeno(1,2,3-cd)pyrene	1110	36	17	ug/kg	SW846 8270E
Naphthalene	10.1 J	36	10	ug/kg	SW846 8270E
Phenanthrene	1050	36	12	ug/kg	SW846 8270E
Pyrene	3030	36	12	ug/kg	SW846 8270E
Total TIC, Semi-Volatile	9060 J			ug/kg	
gamma-BHC (Lindane) [a]	2.1	0.68	0.50	ug/kg	SW846 8081B
4,4'-DDD [b]	3.2	0.68	0.63	ug/kg	SW846 8081B
4,4'-DDE [b]	3.1	0.68	0.60	ug/kg	SW846 8081B
Aluminum	4840	58		mg/kg	SW846 6010D
Arsenic	3.5	2.3		mg/kg	SW846 6010D
Barium	71.5	23		mg/kg	SW846 6010D
Beryllium	0.29	0.23		mg/kg	SW846 6010D
Calcium	25100	1200		mg/kg	SW846 6010D
Chromium	12.8	1.2		mg/kg	SW846 6010D
Copper	15.4	2.9		mg/kg	SW846 6010D
Iron	9810	58		mg/kg	SW846 6010D
Lead	115	2.3		mg/kg	SW846 6010D
Magnesium	6320	580		mg/kg	SW846 6010D
Manganese	195	1.7		mg/kg	SW846 6010D
Mercury	0.13	0.029		mg/kg	SW846 7471B
Nickel	16.7	4.6		mg/kg	SW846 6010D
Vanadium	15.1	5.8		mg/kg	SW846 6010D
Zinc	69.4	5.8		mg/kg	SW846 6010D

JD36084-5A SDUP-02

No hits reported in this sample.

JD36084-6 TT-SB-28-7.0-9.0

Acetone	9.7	9.3	3.9	ug/kg	SW846 8260D
Total TIC, Semi-Volatile	200 J			ug/kg	
Aluminum	5460	57		mg/kg	SW846 6010D
Arsenic	2.8	2.3		mg/kg	SW846 6010D
Barium	29.5	23		mg/kg	SW846 6010D

Summary of Hits

Job Number: JD36084
Account: Tetra Tech
Project: 2nd Avenue and 33-39th Street, Brooklyn, NY
Collected: 12/01/21 thru 12/02/21

Lab Sample ID / Analyte	Client Sample ID	Result/ Qual	RL	MDL	Units	Method
Beryllium		0.46	0.23		mg/kg	SW846 6010D
Calcium		1780	570		mg/kg	SW846 6010D
Chromium		12.7	1.1		mg/kg	SW846 6010D
Copper		9.3	2.9		mg/kg	SW846 6010D
Iron		11700	57		mg/kg	SW846 6010D
Lead		16.1	2.3		mg/kg	SW846 6010D
Magnesium		3260	570		mg/kg	SW846 6010D
Manganese		301	1.7		mg/kg	SW846 6010D
Nickel		19.8	4.6		mg/kg	SW846 6010D
Potassium		1100	1100		mg/kg	SW846 6010D
Vanadium		18.6	5.7		mg/kg	SW846 6010D
Zinc		34.2	5.7		mg/kg	SW846 6010D

JD36084-6A **TT-SB-28-7.0-9.0**

No hits reported in this sample.

JD36084-7 **TT-SB-29-4.0-6.0**

Acetone	4.7 J	10	4.2	ug/kg	SW846 8260D
Benzo(a)anthracene	43.9	37	10	ug/kg	SW846 8270E
Benzo(a)pyrene	33.8 J	37	17	ug/kg	SW846 8270E
Benzo(b)fluoranthene	50.4	37	16	ug/kg	SW846 8270E
Benzo(g,h,i)perylene	18.2 J	37	18	ug/kg	SW846 8270E
Chrysene	44.0	37	12	ug/kg	SW846 8270E
Dibenzo(a,h)anthracene	21.4 J	37	16	ug/kg	SW846 8270E
Fluoranthene	80.3	37	16	ug/kg	SW846 8270E
Indeno(1,2,3-cd)pyrene	40.9	37	17	ug/kg	SW846 8270E
Phenanthrene	36.8 J	37	12	ug/kg	SW846 8270E
Pyrene	81.4	37	12	ug/kg	SW846 8270E
Total TIC, Semi-Volatile	320 J			ug/kg	
Aluminum	5590	55		mg/kg	SW846 6010D
Arsenic	3.1	2.2		mg/kg	SW846 6010D
Barium	31.1	22		mg/kg	SW846 6010D
Beryllium	0.49	0.22		mg/kg	SW846 6010D
Calcium	1660	550		mg/kg	SW846 6010D
Chromium	11.1	1.1		mg/kg	SW846 6010D
Copper	16.0	2.8		mg/kg	SW846 6010D
Iron	11200	55		mg/kg	SW846 6010D
Lead	13.4	2.2		mg/kg	SW846 6010D
Magnesium	2430	550		mg/kg	SW846 6010D
Manganese	276	1.7		mg/kg	SW846 6010D
Mercury	0.072	0.036		mg/kg	SW846 7471B
Nickel	13.4	4.4		mg/kg	SW846 6010D
Potassium	1100	1100		mg/kg	SW846 6010D

Summary of Hits

Job Number: JD36084
Account: Tetra Tech
Project: 2nd Avenue and 33-39th Street, Brooklyn, NY
Collected: 12/01/21 thru 12/02/21

Lab Sample ID Analyte	Client Sample ID	Result/ Qual	RL	MDL	Units	Method
Vanadium		17.0	5.5		mg/kg	SW846 6010D
Zinc		32.3	5.5		mg/kg	SW846 6010D

JD36084-7A TT-SB-29-4.0-6.0

No hits reported in this sample.

JD36084-8 TT-SB-30-7.0-9.0

Acetone	8.8 J	9.7	4.0	ug/kg	SW846 8260D
Anthracene	28.5 J	36	22	ug/kg	SW846 8270E
Benzo(a)anthracene	75.6	36	10	ug/kg	SW846 8270E
Benzo(a)pyrene	65.5	36	17	ug/kg	SW846 8270E
Benzo(b)fluoranthene	81.0	36	16	ug/kg	SW846 8270E
Benzo(g,h,i)perylene	39.8	36	18	ug/kg	SW846 8270E
Benzo(k)fluoranthene	28.7 J	36	17	ug/kg	SW846 8270E
Carbazole	12.3 J	73	5.3	ug/kg	SW846 8270E
Chrysene	77.7	36	11	ug/kg	SW846 8270E
Dibenzo(a,h)anthracene	27.0 J	36	16	ug/kg	SW846 8270E
Fluoranthene	151	36	16	ug/kg	SW846 8270E
Indeno(1,2,3-cd)pyrene	59.0	36	17	ug/kg	SW846 8270E
Naphthalene	11.7 J	36	10	ug/kg	SW846 8270E
Phenanthrene	139	36	12	ug/kg	SW846 8270E
Pyrene	161	36	12	ug/kg	SW846 8270E
Total TIC, Semi-Volatile	360 J			ug/kg	
Aluminum	5590	56		mg/kg	SW846 6010D
Arsenic	3.8	2.2		mg/kg	SW846 6010D
Barium	69.2	22		mg/kg	SW846 6010D
Beryllium	0.48	0.22		mg/kg	SW846 6010D
Calcium	4280	560		mg/kg	SW846 6010D
Chromium	13.4	1.1		mg/kg	SW846 6010D
Copper	126	2.8		mg/kg	SW846 6010D
Iron	12900	56		mg/kg	SW846 6010D
Lead	164	2.2		mg/kg	SW846 6010D
Magnesium	2720	560		mg/kg	SW846 6010D
Manganese	174	1.7		mg/kg	SW846 6010D
Mercury	0.26	0.037		mg/kg	SW846 7471B
Nickel	24.3	4.5		mg/kg	SW846 6010D
Potassium	1460	1100		mg/kg	SW846 6010D
Vanadium	19.6	5.6		mg/kg	SW846 6010D
Zinc	100	5.6		mg/kg	SW846 6010D

JD36084-8A TT-SB-30-7.0-9.0

No hits reported in this sample.

Summary of Hits

Job Number: JD36084
Account: Tetra Tech
Project: 2nd Avenue and 33-39th Street, Brooklyn, NY
Collected: 12/01/21 thru 12/02/21

Lab Sample ID Analyte	Client Sample ID	Result/ Qual	RL	MDL	Units	Method
JD36084-9	**TT-SB-31-6.0-8.0**					
Acetone		4.3 J	8.4	3.5	ug/kg	SW846 8260D
Carbon disulfide		0.57 J	1.7	0.45	ug/kg	SW846 8260D
Acenaphthene		17.8 J	36	12	ug/kg	SW846 8270E
Anthracene		51.5	36	22	ug/kg	SW846 8270E
Benzo(a)anthracene		381	36	10	ug/kg	SW846 8270E
Benzo(a)pyrene		461	36	16	ug/kg	SW846 8270E
Benzo(b)fluoranthene		568	36	16	ug/kg	SW846 8270E
Benzo(g,h,i)perylene		356	36	18	ug/kg	SW846 8270E
Benzo(k)fluoranthene		204	36	17	ug/kg	SW846 8270E
Carbazole		7.5 J	72	5.2	ug/kg	SW846 8270E
Chrysene		362	36	11	ug/kg	SW846 8270E
Dibenzo(a,h)anthracene		104	36	16	ug/kg	SW846 8270E
bis(2-Ethylhexyl)phthalate		64.1 J	72	8.5	ug/kg	SW846 8270E
Fluoranthene		545	36	16	ug/kg	SW846 8270E
Indeno(1,2,3-cd)pyrene		429	36	17	ug/kg	SW846 8270E
Phenanthrene		136	36	12	ug/kg	SW846 8270E
Pyrene		644	36	12	ug/kg	SW846 8270E
1,4-Dioxane		2.06 J	3.6	1.8	ug/kg	SW846 8270E BY SIM
Total TIC, Semi-Volatile		720 J			ug/kg	
alpha-Chlordane [e]		14.6	0.66	0.54	ug/kg	SW846 8081B
gamma-Chlordane [f]		21.2	0.66	0.30	ug/kg	SW846 8081B
Dieldrin [e]		4.1	0.66	0.46	ug/kg	SW846 8081B
4,4'-DDE [f]		6.8	0.66	0.58	ug/kg	SW846 8081B
4,4'-DDT [g]		2.7	0.66	0.59	ug/kg	SW846 8081B
Heptachlor [f]		3.2	0.66	0.57	ug/kg	SW846 8081B
Heptachlor epoxide [e]		3.0	0.66	0.47	ug/kg	SW846 8081B
Aluminum		4560	58		mg/kg	SW846 6010D
Barium		34.8	23		mg/kg	SW846 6010D
Beryllium		0.38	0.23		mg/kg	SW846 6010D
Calcium		8460	580		mg/kg	SW846 6010D
Chromium		10.9	1.2		mg/kg	SW846 6010D
Copper		15.4	2.9		mg/kg	SW846 6010D
Iron		10400	58		mg/kg	SW846 6010D
Lead		32.2	2.3		mg/kg	SW846 6010D
Magnesium		3060	580		mg/kg	SW846 6010D
Manganese		136	1.7		mg/kg	SW846 6010D
Mercury		0.038	0.030		mg/kg	SW846 7471B
Nickel		17.7	4.6		mg/kg	SW846 6010D
Vanadium		18.5	5.8		mg/kg	SW846 6010D
Zinc		46.4	5.8		mg/kg	SW846 6010D

Summary of Hits

Job Number: JD36084
Account: Tetra Tech
Project: 2nd Avenue and 33-39th Street, Brooklyn, NY
Collected: 12/01/21 thru 12/02/21

Lab Sample ID / Analyte	Client Sample ID	Result/ Qual	RL	MDL	Units	Method
JD36084-9A	**TT-SB-31-6.0-8.0**					
No hits reported in this sample.						
JD36084-10	**TT-SB-32-7.0-9.0**					
Benzo(a)anthracene		14.9 J	38	11	ug/kg	SW846 8270E
Fluoranthene		17.2 J	38	17	ug/kg	SW846 8270E
Pyrene		17.7 J	38	12	ug/kg	SW846 8270E
1,4-Dioxane		2.09 J	3.8	1.9	ug/kg	SW846 8270E BY SIM
Aluminum		5170	62		mg/kg	SW846 6010D
Arsenic		2.7	2.5		mg/kg	SW846 6010D
Barium		48.3	25		mg/kg	SW846 6010D
Beryllium		0.46	0.25		mg/kg	SW846 6010D
Calcium		1910	620		mg/kg	SW846 6010D
Chromium		11.9	1.2		mg/kg	SW846 6010D
Copper		12.2	3.1		mg/kg	SW846 6010D
Iron		11500	62		mg/kg	SW846 6010D
Lead		19.4	2.5		mg/kg	SW846 6010D
Magnesium		2430	620		mg/kg	SW846 6010D
Manganese		274	1.8		mg/kg	SW846 6010D
Nickel		13.9	4.9		mg/kg	SW846 6010D
Potassium		1270	1200		mg/kg	SW846 6010D
Sodium		2510	1200		mg/kg	SW846 6010D
Vanadium		19.2	6.2		mg/kg	SW846 6010D
Zinc		36.2	6.2		mg/kg	SW846 6010D
JD36084-10A	**TT-SB-32-7.0-9.0**					
No hits reported in this sample.						
JD36084-11	**TT-SB-33-4.5-6.5**					
Acetone		17.0	9.9	4.1	ug/kg	SW846 8260D
Acenaphthene		27.8 J	35	12	ug/kg	SW846 8270E
Acenaphthylene		90.9	35	18	ug/kg	SW846 8270E
Anthracene		146	35	22	ug/kg	SW846 8270E
Benzo(a)anthracene		746	35	10	ug/kg	SW846 8270E
Benzo(a)pyrene		965	35	16	ug/kg	SW846 8270E
Benzo(b)fluoranthene		985	35	16	ug/kg	SW846 8270E
Benzo(g,h,i)perylene		593	35	18	ug/kg	SW846 8270E
Benzo(k)fluoranthene		361	35	17	ug/kg	SW846 8270E
1,1'-Biphenyl		5.5 J	71	4.8	ug/kg	SW846 8270E
Carbazole		15.7 J	71	5.1	ug/kg	SW846 8270E
Chrysene		702	35	11	ug/kg	SW846 8270E

Summary of Hits

Job Number: JD36084
Account: Tetra Tech
Project: 2nd Avenue and 33-39th Street, Brooklyn, NY
Collected: 12/01/21 thru 12/02/21

Lab Sample ID Client Sample ID Analyte	Result/ Qual	RL	MDL	Units	Method
Dibenzo(a,h)anthracene	157	35	16	ug/kg	SW846 8270E
Dibenzofuran	34.7 J	71	14	ug/kg	SW846 8270E
Fluoranthene	1200	35	16	ug/kg	SW846 8270E
Fluorene	35.8	35	16	ug/kg	SW846 8270E
Indeno(1,2,3-cd)pyrene	735	35	17	ug/kg	SW846 8270E
2-Methylnaphthalene	8.7 J	35	8.0	ug/kg	SW846 8270E
Naphthalene	23.7 J	35	10	ug/kg	SW846 8270E
Phenanthrene	282	35	12	ug/kg	SW846 8270E
Pyrene	1350	35	11	ug/kg	SW846 8270E
Total TIC, Semi-Volatile	4020 J			ug/kg	
Aluminum	5120	58		mg/kg	SW846 6010D
Arsenic	3.2	2.3		mg/kg	SW846 6010D
Barium	35.8	23		mg/kg	SW846 6010D
Beryllium	0.37	0.23		mg/kg	SW846 6010D
Calcium	1760	580		mg/kg	SW846 6010D
Chromium	12.0	1.2		mg/kg	SW846 6010D
Copper	22.7	2.9		mg/kg	SW846 6010D
Iron	10000	58		mg/kg	SW846 6010D
Lead	45.0	2.3		mg/kg	SW846 6010D
Magnesium	2180	580		mg/kg	SW846 6010D
Manganese	167	1.7		mg/kg	SW846 6010D
Mercury	0.10	0.034		mg/kg	SW846 7471B
Nickel	20.8	4.6		mg/kg	SW846 6010D
Vanadium	16.2	5.8		mg/kg	SW846 6010D
Zinc	47.9	5.8		mg/kg	SW846 6010D

JD36084-11A TT-SB-33-4.5-6.5

No hits reported in this sample.

(a) Had TBA cleanup. Re-extracted due to BS outside in house QC limits. Originally prep date was within holding time. More than 40 % RPD for detected concentrations between the two GC columns.
(b) Had TBA cleanup. Re-extracted due to BS outside in house QC limits. Originally prep date was within holding time.
(c) Had TBA cleanup. Re-extracted due to BS outside in house QC limits. Originally prep date was within holding time. Reported from the 1st signal. The %D of the CCV on the 2nd signal exceeds the method criteria of 20%, so it being used for confirmation only. More than 40% RPD for detected concentrations between the two GC columns.
(d) Analysis performed at SGS Orlando, FL.
(e) Re-extracted due to BS outside in house QC limits. Originally prep date was within holding time. More than 40 % RPD for detected concentrations between the two GC columns.
(f) Re-extracted due to BS outside in house QC limits. Originally prep date was within holding time.
(g) Re-extracted due to BS outside in house QC limits. Originally prep date was within holding time. Reported from the 1st signal. The %D of the CCV on the 2nd signal exceeds the method criteria of 20%, so it being used for confirmation only. More than 40% RPD for detected concentrations between the two GC columns.

Sample Results

Report of Analysis

Report of Analysis

Client Sample ID:	TT-SB-24-6.5-8.5		
Lab Sample ID:	JD36084-1	**Date Sampled:**	12/01/21
Matrix:	SO - Soil	**Date Received:**	12/02/21
Method:	SW846 8260D SW846 5035	**Percent Solids:**	90.5
Project:	2nd Avenue and 33-39th Street, Brooklyn, NY		

	File ID	DF	Analyzed	By	Prep Date	Prep Batch	Analytical Batch
Run #1	I240355.D	1	12/04/21 14:01	PS	12/03/21 08:00	n/a	VI9771
Run #2							

	Initial Weight
Run #1	5.5 g
Run #2	

VOA TCL List

CAS No.	Compound	Result	RL	MDL	Units	Q
67-64-1	Acetone	19.1	10	4.2	ug/kg	
71-43-2	Benzene	ND	0.50	0.46	ug/kg	
74-97-5	Bromochloromethane	ND	5.0	0.56	ug/kg	
75-27-4	Bromodichloromethane	ND	2.0	0.43	ug/kg	
75-25-2	Bromoform	ND	5.0	1.4	ug/kg	
74-83-9	Bromomethane	ND	5.0	0.77	ug/kg	
78-93-3	2-Butanone (MEK)	ND	10	2.4	ug/kg	
75-15-0	Carbon disulfide	ND	2.0	0.54	ug/kg	
56-23-5	Carbon tetrachloride	ND	2.0	0.62	ug/kg	
108-90-7	Chlorobenzene	ND	2.0	0.46	ug/kg	
75-00-3	Chloroethane	ND	5.0	0.59	ug/kg	
67-66-3	Chloroform	ND	2.0	0.52	ug/kg	
74-87-3	Chloromethane	ND	5.0	2.0	ug/kg	
110-82-7	Cyclohexane	ND	2.0	0.66	ug/kg	
96-12-8	1,2-Dibromo-3-chloropropane	ND	2.0	0.70	ug/kg	
124-48-1	Dibromochloromethane	ND	2.0	0.56	ug/kg	
106-93-4	1,2-Dibromoethane	ND	1.0	0.42	ug/kg	
95-50-1	1,2-Dichlorobenzene	ND	1.0	0.55	ug/kg	
541-73-1	1,3-Dichlorobenzene	ND	1.0	0.50	ug/kg	
106-46-7	1,4-Dichlorobenzene	ND	1.0	0.50	ug/kg	
75-71-8	Dichlorodifluoromethane	ND	5.0	0.73	ug/kg	
75-34-3	1,1-Dichloroethane	ND	1.0	0.50	ug/kg	
107-06-2	1,2-Dichloroethane	ND	1.0	0.47	ug/kg	
75-35-4	1,1-Dichloroethene	ND	1.0	0.66	ug/kg	
156-59-2	cis-1,2-Dichloroethene	ND	1.0	0.84	ug/kg	
156-60-5	trans-1,2-Dichloroethene	ND	1.0	0.61	ug/kg	
78-87-5	1,2-Dichloropropane	ND	2.0	0.48	ug/kg	
10061-01-5	cis-1,3-Dichloropropene	ND	2.0	0.48	ug/kg	
10061-02-6	trans-1,3-Dichloropropene	ND	2.0	0.46	ug/kg	
100-41-4	Ethylbenzene	ND	1.0	0.46	ug/kg	
76-13-1	Freon 113	ND	5.0	2.7	ug/kg	
591-78-6	2-Hexanone	ND	5.0	2.1	ug/kg	

ND = Not detected MDL = Method Detection Limit
RL = Reporting Limit
E = Indicates value exceeds calibration range

J = Indicates an estimated value
B = Indicates analyte found in associated method blank
N = Indicates presumptive evidence of a compound

Report of Analysis

Client Sample ID:	TT-SB-24-6.5-8.5		
Lab Sample ID:	JD36084-1	**Date Sampled:**	12/01/21
Matrix:	SO - Soil	**Date Received:**	12/02/21
Method:	SW846 8260D SW846 5035	**Percent Solids:**	90.5
Project:	2nd Avenue and 33-39th Street, Brooklyn, NY		

VOA TCL List

CAS No.	Compound	Result	RL	MDL	Units	Q
98-82-8	Isopropylbenzene	ND	2.0	1.4	ug/kg	
79-20-9	Methyl Acetate	ND	5.0	1.4	ug/kg	
108-87-2	Methylcyclohexane	ND	2.0	0.88	ug/kg	
1634-04-4	Methyl Tert Butyl Ether	ND	1.0	0.47	ug/kg	
108-10-1	4-Methyl-2-pentanone(MIBK)	ND	5.0	2.3	ug/kg	
75-09-2	Methylene chloride	ND	5.0	2.6	ug/kg	
100-42-5	Styrene	ND	2.0	0.40	ug/kg	
79-34-5	1,1,2,2-Tetrachloroethane	ND	2.0	0.60	ug/kg	
127-18-4	Tetrachloroethene	ND	2.0	0.58	ug/kg	
108-88-3	Toluene	ND	1.0	0.53	ug/kg	
87-61-6	1,2,3-Trichlorobenzene	ND	5.0	2.5	ug/kg	
120-82-1	1,2,4-Trichlorobenzene	ND	5.0	2.5	ug/kg	
71-55-6	1,1,1-Trichloroethane	ND	2.0	0.49	ug/kg	
79-00-5	1,1,2-Trichloroethane	ND	2.0	0.56	ug/kg	
79-01-6	Trichloroethene	ND	1.0	0.77	ug/kg	
75-69-4	Trichlorofluoromethane	ND	5.0	0.69	ug/kg	
75-01-4	Vinyl chloride	ND	2.0	0.48	ug/kg	
	m,p-Xylene	ND	1.0	0.90	ug/kg	
95-47-6	o-Xylene	0.74	1.0	0.46	ug/kg	J
1330-20-7	Xylene (total)	0.74	1.0	0.46	ug/kg	J

CAS No.	Surrogate Recoveries	Run# 1	Run# 2	Limits
1868-53-7	Dibromofluoromethane	99%		72-130%
17060-07-0	1,2-Dichloroethane-D4	104%		75-131%
2037-26-5	Toluene-D8	88%		81-121%
460-00-4	4-Bromofluorobenzene	96%		60-141%

CAS No.	Tentatively Identified Compounds	R.T.	Est. Conc.	Units	Q
	Total TIC, Volatile		0	ug/kg	

ND = Not detected MDL = Method Detection Limit
RL = Reporting Limit
E = Indicates value exceeds calibration range

J = Indicates an estimated value
B = Indicates analyte found in associated method blank
N = Indicates presumptive evidence of a compound

Report of Analysis

Client Sample ID:	TT-SB-24-6.5-8.5		
Lab Sample ID:	JD36084-1	**Date Sampled:**	12/01/21
Matrix:	SO - Soil	**Date Received:**	12/02/21
Method:	SW846 8270E SW846 3546	**Percent Solids:**	90.5
Project:	2nd Avenue and 33-39th Street, Brooklyn, NY		

	File ID	DF	Analyzed	By	Prep Date	Prep Batch	Analytical Batch
Run #1	F204086.D	1	12/06/21 19:24	KLS	12/04/21 10:20	OP36957	EF8943
Run #2							

	Initial Weight	Final Volume
Run #1	30.2 g	1.0 ml
Run #2		

ABN TCL List (SOM0 2.0)

CAS No.	Compound	Result	RL	MDL	Units	Q
95-57-8	2-Chlorophenol	ND	73	18	ug/kg	
59-50-7	4-Chloro-3-methyl phenol	ND	180	22	ug/kg	
120-83-2	2,4-Dichlorophenol	ND	180	31	ug/kg	
105-67-9	2,4-Dimethylphenol	ND	180	65	ug/kg	
51-28-5	2,4-Dinitrophenol	ND	180	140	ug/kg	
534-52-1	4,6-Dinitro-o-cresol	ND	180	39	ug/kg	
95-48-7	2-Methylphenol	ND	73	23	ug/kg	
	3&4-Methylphenol	ND	73	30	ug/kg	
88-75-5	2-Nitrophenol	ND	180	24	ug/kg	
100-02-7	4-Nitrophenol	ND	370	98	ug/kg	
87-86-5	Pentachlorophenol	ND	150	34	ug/kg	
108-95-2	Phenol	ND	73	19	ug/kg	
58-90-2	2,3,4,6-Tetrachlorophenol	ND	180	24	ug/kg	
95-95-4	2,4,5-Trichlorophenol	ND	180	27	ug/kg	
88-06-2	2,4,6-Trichlorophenol	ND	180	22	ug/kg	
83-32-9	Acenaphthene	32.0	37	13	ug/kg	J
208-96-8	Acenaphthylene	23.4	37	19	ug/kg	J
98-86-2	Acetophenone	ND	180	7.9	ug/kg	
120-12-7	Anthracene	91.4	37	22	ug/kg	
1912-24-9	Atrazine	ND	73	16	ug/kg	
56-55-3	Benzo(a)anthracene	381	37	10	ug/kg	
50-32-8	Benzo(a)pyrene	364	37	17	ug/kg	
205-99-2	Benzo(b)fluoranthene	454	37	16	ug/kg	
191-24-2	Benzo(g,h,i)perylene	258	37	18	ug/kg	
207-08-9	Benzo(k)fluoranthene	160	37	17	ug/kg	
101-55-3	4-Bromophenyl phenyl ether	ND	73	14	ug/kg	
85-68-7	Butyl benzyl phthalate	ND	73	8.9	ug/kg	
92-52-4	1,1'-Biphenyl	ND	73	5.0	ug/kg	
100-52-7	Benzaldehyde	ND	180	9.1	ug/kg	
91-58-7	2-Chloronaphthalene	ND	73	8.7	ug/kg	
106-47-8	4-Chloroaniline	ND	180	13	ug/kg	
86-74-8	Carbazole	28.4	73	5.3	ug/kg	J

ND = Not detected MDL = Method Detection Limit J = Indicates an estimated value
RL = Reporting Limit B = Indicates analyte found in associated method blank
E = Indicates value exceeds calibration range N = Indicates presumptive evidence of a compound

Report of Analysis

Client Sample ID:	TT-SB-24-6.5-8.5		
Lab Sample ID:	JD36084-1	**Date Sampled:**	12/01/21
Matrix:	SO - Soil	**Date Received:**	12/02/21
Method:	SW846 8270E SW846 3546	**Percent Solids:**	90.5
Project:	2nd Avenue and 33-39th Street, Brooklyn, NY		

ABN TCL List (SOM0 2.0)

CAS No.	Compound	Result	RL	MDL	Units	Q
105-60-2	Caprolactam	ND	73	14	ug/kg	
218-01-9	Chrysene	381	37	12	ug/kg	
111-91-1	bis(2-Chloroethoxy)methane	ND	73	7.8	ug/kg	
111-44-4	bis(2-Chloroethyl)ether	ND	73	16	ug/kg	
108-60-1	2,2'-Oxybis(1-chloropropane)	ND	73	13	ug/kg	
7005-72-3	4-Chlorophenyl phenyl ether	ND	73	12	ug/kg	
121-14-2	2,4-Dinitrotoluene	ND	37	11	ug/kg	
606-20-2	2,6-Dinitrotoluene	ND	37	18	ug/kg	
91-94-1	3,3'-Dichlorobenzidine	ND	73	31	ug/kg	
123-91-1	1,4-Dioxane	ND	37	24	ug/kg	
53-70-3	Dibenzo(a,h)anthracene	86.3	37	16	ug/kg	
132-64-9	Dibenzofuran	16.7	73	15	ug/kg	J
84-74-2	Di-n-butyl phthalate	ND	73	6.0	ug/kg	
117-84-0	Di-n-octyl phthalate	ND	73	9.1	ug/kg	
84-66-2	Diethyl phthalate	ND	73	7.8	ug/kg	
131-11-3	Dimethyl phthalate	ND	73	6.5	ug/kg	
117-81-7	bis(2-Ethylhexyl)phthalate	ND	73	8.6	ug/kg	
206-44-0	Fluoranthene	752	37	16	ug/kg	
86-73-7	Fluorene	26.9	37	17	ug/kg	J
118-74-1	Hexachlorobenzene	ND	73	9.3	ug/kg	
87-68-3	Hexachlorobutadiene	ND	37	15	ug/kg	
77-47-4	Hexachlorocyclopentadiene	ND	370	15	ug/kg	
67-72-1	Hexachloroethane	ND	180	18	ug/kg	
193-39-5	Indeno(1,2,3-cd)pyrene	311	37	17	ug/kg	
78-59-1	Isophorone	ND	73	7.8	ug/kg	
91-57-6	2-Methylnaphthalene	ND	37	8.3	ug/kg	
88-74-4	2-Nitroaniline	ND	180	8.6	ug/kg	
99-09-2	3-Nitroaniline	ND	180	9.1	ug/kg	
100-01-6	4-Nitroaniline	ND	180	9.5	ug/kg	
91-20-3	Naphthalene	ND	37	10	ug/kg	
98-95-3	Nitrobenzene	ND	73	14	ug/kg	
621-64-7	N-Nitroso-di-n-propylamine	ND	73	11	ug/kg	
86-30-6	N-Nitrosodiphenylamine	ND	180	13	ug/kg	
85-01-8	Phenanthrene	362	37	12	ug/kg	
129-00-0	Pyrene	801	37	12	ug/kg	
95-94-3	1,2,4,5-Tetrachlorobenzene	ND	180	9.3	ug/kg	

CAS No.	Surrogate Recoveries	Run# 1	Run# 2	Limits
367-12-4	2-Fluorophenol	38%		10-109%

ND = Not detected MDL = Method Detection Limit
RL = Reporting Limit
E = Indicates value exceeds calibration range

J = Indicates an estimated value
B = Indicates analyte found in associated method blank
N = Indicates presumptive evidence of a compound

Report of Analysis

Client Sample ID:	TT-SB-24-6.5-8.5		
Lab Sample ID:	JD36084-1	**Date Sampled:**	12/01/21
Matrix:	SO - Soil	**Date Received:**	12/02/21
Method:	SW846 8270E SW846 3546	**Percent Solids:**	90.5
Project:	2nd Avenue and 33-39th Street, Brooklyn, NY		

ABN TCL List (SOM0 2.0)

CAS No.	Surrogate Recoveries	Run# 1	Run# 2	Limits
4165-62-2	Phenol-d5	38%		10-105%
118-79-6	2,4,6-Tribromophenol	47%		10-135%
4165-60-0	Nitrobenzene-d5	36%		10-119%
321-60-8	2-Fluorobiphenyl	43%		18-112%
1718-51-0	Terphenyl-d14	46%		18-125%

CAS No.	Tentatively Identified Compounds	R.T.	Est. Conc.	Units	Q
	System artifact	3.22	160	ug/kg	J
	System artifact/aldol-condensation	3.27	210	ug/kg	J
13798-23-7	Sulfur	7.11	170	ug/kg	JN
	Sulfur	8.91	190	ug/kg	J
203-64-5	4H-Cyclopenta[def]phenanthrene	9.67	160	ug/kg	JN
	Unknown	10.06	150	ug/kg	J
	Anthracene dimethyl	10.53	190	ug/kg	J
	Unknown	10.65	180	ug/kg	J
	Unknown	10.70	170	ug/kg	J
10544-50-0	Cyclic octaatomic sulfur	10.88	3900	ug/kg	JN
	Unknown PAH substance	16.69	290	ug/kg	J
	Total TIC, Semi-Volatile		5400	ug/kg	J

ND = Not detected MDL = Method Detection Limit
RL = Reporting Limit
E = Indicates value exceeds calibration range

J = Indicates an estimated value
B = Indicates analyte found in associated method blank
N = Indicates presumptive evidence of a compound

Report of Analysis

Client Sample ID:	TT-SB-24-6.5-8.5		
Lab Sample ID:	JD36084-1	**Date Sampled:**	12/01/21
Matrix:	SO - Soil	**Date Received:**	12/02/21
Method:	SW846 8270E BY SIM SW846 3546	**Percent Solids:**	90.5
Project:	2nd Avenue and 33-39th Street, Brooklyn, NY		

	File ID	DF	Analyzed	By	Prep Date	Prep Batch	Analytical Batch
Run #1	4M105390.D	1	12/22/21 07:06	CS	12/04/21 10:20	OP36957A	E4M4895
Run #2							

	Initial Weight	Final Volume
Run #1	30.2 g	1.0 ml
Run #2		

CAS No.	Compound	Result	RL	MDL	Units	Q
123-91-1	1,4-Dioxane	ND	3.7	1.8	ug/kg	

CAS No.	Surrogate Recoveries	Run# 1	Run# 2	Limits
4165-60-0	Nitrobenzene-d5	48%		10-107%
321-60-8	2-Fluorobiphenyl	44%		17-91%
1718-51-0	Terphenyl-d14	49%		17-105%

ND = Not detected MDL = Method Detection Limit J = Indicates an estimated value
RL = Reporting Limit B = Indicates analyte found in associated method blank
E = Indicates value exceeds calibration range N = Indicates presumptive evidence of a compound

Report of Analysis

Client Sample ID:	TT-SB-24-6.5-8.5		
Lab Sample ID:	JD36084-1	**Date Sampled:**	12/01/21
Matrix:	SO - Soil	**Date Received:**	12/02/21
Method:	SW846 8151A SW846 3546	**Percent Solids:**	90.5
Project:	2nd Avenue and 33-39th Street, Brooklyn, NY		

	File ID	DF	Analyzed	By	Prep Date	Prep Batch	Analytical Batch
Run #1	OA155527.D	1	12/10/21 05:07	RK	12/07/21 10:55	OP36933	GOA5500
Run #2							

	Initial Weight	Final Volume
Run #1	15.6 g	5.0 ml
Run #2		

Herbicide List

CAS No.	Compound	Result	RL	MDL	Units	Q
94-75-7	2,4-D	ND	18	7.9	ug/kg	
93-72-1	2,4,5-TP (Silvex)	ND	3.5	2.0	ug/kg	
93-76-5	2,4,5-T	ND	3.5	1.8	ug/kg	

CAS No.	Surrogate Recoveries	Run# 1	Run# 2	Limits
19719-28-9	2,4-DCAA	46%		10-125%
19719-28-9	2,4-DCAA	33%		10-125%

ND = Not detected MDL = Method Detection Limit
RL = Reporting Limit
E = Indicates value exceeds calibration range

J = Indicates an estimated value
B = Indicates analyte found in associated method blank
N = Indicates presumptive evidence of a compound

Report of Analysis

Client Sample ID:	TT-SB-24-6.5-8.5		
Lab Sample ID:	JD36084-1	**Date Sampled:**	12/01/21
Matrix:	SO - Soil	**Date Received:**	12/02/21
Method:	SW846 8081B SW846 3546	**Percent Solids:**	90.5
Project:	2nd Avenue and 33-39th Street, Brooklyn, NY		

	File ID	DF	Analyzed	By	Prep Date	Prep Batch	Analytical Batch
Run #1 [a]	1G172467.D	1	12/31/21 00:43	RK	12/17/21 14:30	OP37171	G1G5954
Run #2 [b]	1G172004.D	1	12/13/21 08:32	CP	12/06/21 11:35	OP36961	G1G5934

	Initial Weight	Final Volume
Run #1	16.9 g	10.0 ml
Run #2	15.5 g	10.0 ml

Pesticide TCL List

CAS No.	Compound	Result	RL	MDL	Units	Q
309-00-2	Aldrin [c]	1.9	0.65	0.54	ug/kg	
319-84-6	alpha-BHC	ND	0.65	0.53	ug/kg	
319-85-7	beta-BHC	ND	0.65	0.59	ug/kg	
319-86-8	delta-BHC	ND	0.65	0.63	ug/kg	
58-89-9	gamma-BHC (Lindane) [c]	2.3	0.65	0.48	ug/kg	
5103-71-9	alpha-Chlordane	2.8	0.65	0.53	ug/kg	
5103-74-2	gamma-Chlordane [c]	2.4	0.65	0.30	ug/kg	
60-57-1	Dieldrin [c]	1.1	0.65	0.45	ug/kg	
72-54-8	4,4'-DDD	5.8	0.65	0.60	ug/kg	
72-55-9	4,4'-DDE	5.7	0.65	0.57	ug/kg	
50-29-3	4,4'-DDT [d]	3.5	0.65	0.58	ug/kg	
72-20-8	Endrin	ND	0.65	0.51	ug/kg	
1031-07-8	Endosulfan sulfate	ND	0.65	0.51	ug/kg	
7421-93-4	Endrin aldehyde	ND	0.65	0.37	ug/kg	
959-98-8	Endosulfan-I	ND	0.65	0.38	ug/kg	
33213-65-9	Endosulfan-II	2.7	0.65	0.41	ug/kg	
76-44-8	Heptachlor	ND	0.65	0.56	ug/kg	
1024-57-3	Heptachlor epoxide [c]	0.84	0.65	0.46	ug/kg	
72-43-5	Methoxychlor	ND	1.3	0.52	ug/kg	
53494-70-5	Endrin ketone	ND	0.65	0.47	ug/kg	
8001-35-2	Toxaphene	ND	16	15	ug/kg	

CAS No.	Surrogate Recoveries	Run# 1	Run# 2	Limits
877-09-8	Tetrachloro-m-xylene	105%	125%	14-145%
877-09-8	Tetrachloro-m-xylene	100%	127%	14-145%
2051-24-3	Decachlorobiphenyl	87%	166%	10-197%
2051-24-3	Decachlorobiphenyl	206% [e]	286% [e]	10-197%

(a) Had TBA cleanup. Re-extracted due to BS outside in house QC limits. Originally prep date was within holding time.
(b) Had TBA cleanup. Confirmation run.

ND = Not detected MDL = Method Detection Limit
RL = Reporting Limit
E = Indicates value exceeds calibration range
J = Indicates an estimated value
B = Indicates analyte found in associated method blank
N = Indicates presumptive evidence of a compound

Report of Analysis

Client Sample ID:	TT-SB-24-6.5-8.5		
Lab Sample ID:	JD36084-1	**Date Sampled:**	12/01/21
Matrix:	SO - Soil	**Date Received:**	12/02/21
Method:	SW846 8081B SW846 3546	**Percent Solids:**	90.5
Project:	2nd Avenue and 33-39th Street, Brooklyn, NY		

Pesticide TCL List

CAS No.	Compound	Result	RL	MDL	Units	Q

(c) More than 40 % RPD for detected concentrations between the two GC columns.
(d) Reported from the 1st signal. The %D of the CCV on the 2nd signal exceeds the method criteria of 20%, so it being used for confirmation only. More than 40% RPD for detected concentrations between the two GC columns.
(e) Outside control limits due to matrix interference.

ND = Not detected MDL = Method Detection Limit J = Indicates an estimated value
RL = Reporting Limit B = Indicates analyte found in associated method blank
E = Indicates value exceeds calibration range N = Indicates presumptive evidence of a compound

Report of Analysis

Client Sample ID:	TT-SB-24-6.5-8.5		
Lab Sample ID:	JD36084-1	**Date Sampled:**	12/01/21
Matrix:	SO - Soil	**Date Received:**	12/02/21
Method:	SW846 8082A SW846 3546	**Percent Solids:**	90.5
Project:	2nd Avenue and 33-39th Street, Brooklyn, NY		

	File ID	DF	Analyzed	By	Prep Date	Prep Batch	Analytical Batch
Run #1	RK7030.D	1	12/08/21 08:56	RK	12/06/21 11:35	OP36962	GRK182
Run #2							

	Initial Weight	Final Volume
Run #1	15.5 g	10.0 ml
Run #2		

PCB List

CAS No.	Compound	Result	RL	MDL	Units	Q
12674-11-2	Aroclor 1016	ND	36	17	ug/kg	
11104-28-2	Aroclor 1221	ND	36	22	ug/kg	
11141-16-5	Aroclor 1232	ND	36	23	ug/kg	
53469-21-9	Aroclor 1242	ND	36	15	ug/kg	
12672-29-6	Aroclor 1248	ND	36	32	ug/kg	
11097-69-1	Aroclor 1254	ND	36	19	ug/kg	
11096-82-5	Aroclor 1260	ND	36	15	ug/kg	
11100-14-4	Aroclor 1268	ND	36	15	ug/kg	
37324-23-5	Aroclor 1262	ND	36	23	ug/kg	

CAS No.	Surrogate Recoveries	Run# 1	Run# 2	Limits
877-09-8	Tetrachloro-m-xylene	105%		24-152%
877-09-8	Tetrachloro-m-xylene	105%		24-152%
2051-24-3	Decachlorobiphenyl	67%		10-172%
2051-24-3	Decachlorobiphenyl	177% [a]		10-172%

(a) Outside control limits due to matrix interference.

ND = Not detected MDL = Method Detection Limit
RL = Reporting Limit
E = Indicates value exceeds calibration range

J = Indicates an estimated value
B = Indicates analyte found in associated method blank
N = Indicates presumptive evidence of a compound

Report of Analysis

Client Sample ID:	TT-SB-24-6.5-8.5		
Lab Sample ID:	JD36084-1	**Date Sampled:**	12/01/21
Matrix:	SO - Soil	**Date Received:**	12/02/21
		Percent Solids:	90.5
Project:	2nd Avenue and 33-39th Street, Brooklyn, NY		

Metals Analysis

Analyte	Result	RL	Units	DF	Prep	Analyzed	By	Method	Prep Method
Aluminum	4260	56	mg/kg	1	12/06/21	12/07/21	ND	SW846 6010D [2]	SW846 3050B [4]
Antimony	< 2.3	2.3	mg/kg	1	12/06/21	12/07/21	ND	SW846 6010D [2]	SW846 3050B [4]
Arsenic	2.8	2.3	mg/kg	1	12/06/21	12/07/21	ND	SW846 6010D [2]	SW846 3050B [4]
Barium	49.9	23	mg/kg	1	12/06/21	12/07/21	ND	SW846 6010D [2]	SW846 3050B [4]
Beryllium	0.24	0.23	mg/kg	1	12/06/21	12/07/21	ND	SW846 6010D [2]	SW846 3050B [4]
Cadmium	< 0.56	0.56	mg/kg	1	12/06/21	12/07/21	ND	SW846 6010D [2]	SW846 3050B [4]
Calcium	35300	1100	mg/kg	2	12/06/21	12/08/21	ND	SW846 6010D [3]	SW846 3050B [4]
Chromium	10.3	1.1	mg/kg	1	12/06/21	12/07/21	ND	SW846 6010D [2]	SW846 3050B [4]
Cobalt	< 5.6	5.6	mg/kg	1	12/06/21	12/07/21	ND	SW846 6010D [2]	SW846 3050B [4]
Copper	12.6	2.8	mg/kg	1	12/06/21	12/07/21	ND	SW846 6010D [2]	SW846 3050B [4]
Iron	9130	56	mg/kg	1	12/06/21	12/07/21	ND	SW846 6010D [2]	SW846 3050B [4]
Lead	87.1	2.3	mg/kg	1	12/06/21	12/07/21	ND	SW846 6010D [2]	SW846 3050B [4]
Magnesium	7890	560	mg/kg	1	12/06/21	12/07/21	ND	SW846 6010D [2]	SW846 3050B [4]
Manganese	193	1.7	mg/kg	1	12/06/21	12/07/21	ND	SW846 6010D [2]	SW846 3050B [4]
Mercury	0.24	0.029	mg/kg	1	12/06/21	12/06/21	SB	SW846 7471B [1]	SW846 7471B [5]
Nickel	17.2	4.5	mg/kg	1	12/06/21	12/07/21	ND	SW846 6010D [2]	SW846 3050B [4]
Potassium	< 1100	1100	mg/kg	1	12/06/21	12/07/21	ND	SW846 6010D [2]	SW846 3050B [4]
Selenium	< 2.3	2.3	mg/kg	1	12/06/21	12/07/21	ND	SW846 6010D [2]	SW846 3050B [4]
Silver	< 0.56	0.56	mg/kg	1	12/06/21	12/07/21	ND	SW846 6010D [2]	SW846 3050B [4]
Sodium	< 1100	1100	mg/kg	1	12/06/21	12/07/21	ND	SW846 6010D [2]	SW846 3050B [4]
Thallium	< 1.1	1.1	mg/kg	1	12/06/21	12/07/21	ND	SW846 6010D [2]	SW846 3050B [4]
Vanadium	15.1	5.6	mg/kg	1	12/06/21	12/07/21	ND	SW846 6010D [2]	SW846 3050B [4]
Zinc	48.5	5.6	mg/kg	1	12/06/21	12/07/21	ND	SW846 6010D [2]	SW846 3050B [4]

(1) Instrument QC Batch: MA51535
(2) Instrument QC Batch: MA51558
(3) Instrument QC Batch: MA51564
(4) Prep QC Batch: MP30189
(5) Prep QC Batch: MP30190

RL = Reporting Limit

Report of Analysis

Client Sample ID:	TT-SB-24-6.5-8.5		
Lab Sample ID:	JD36084-1	**Date Sampled:**	12/01/21
Matrix:	SO - Soil	**Date Received:**	12/02/21
		Percent Solids:	90.5
Project:	2nd Avenue and 33-39th Street, Brooklyn, NY		

General Chemistry

Analyte	Result	RL	Units	DF	Analyzed	By	Method
Cyanide	< 0.23	0.23	mg/kg	1	12/09/21 03:03	EB	SW846 9012B/LACHAT
Solids, Percent	90.5		%	1	12/05/21 15:00	BG	SM2540 G 18TH ED MOD

RL = Reporting Limit

Report of Analysis

Client Sample ID:	TT-SB-24-6.5-8.5		
Lab Sample ID:	JD36084-1A	**Date Sampled:**	12/01/21
Matrix:	SO - Soil	**Date Received:**	12/02/21
Method:	EPA 537M BY ID IN HOUSE	**Percent Solids:**	90.5
Project:	2nd Avenue and 33-39th Street, Brooklyn, NY		

	File ID	DF	Analyzed	By	Prep Date	Prep Batch	Analytical Batch
Run #1 [a]	2Q82024.D	1	12/22/21 03:04	AFL	12/13/21 09:00	F:OP88800	F:S2Q1159
Run #2							

	Initial Weight	Final Volume
Run #1	1.98 g	1.0 ml
Run #2		

PFAS List

CAS No.	Compound	Result	RL	MDL	Units	Q
PERFLUOROALKYLCARBOXYLIC ACIDS						
375-22-4	Perfluorobutanoic acid	ND	1.1	0.42	ug/kg	
2706-90-3	Perfluoropentanoic acid	ND	0.56	0.28	ug/kg	
307-24-4	Perfluorohexanoic acid	ND	0.56	0.28	ug/kg	
375-85-9	Perfluoroheptanoic acid	ND	0.56	0.28	ug/kg	
335-67-1	Perfluorooctanoic acid	ND	0.56	0.28	ug/kg	
375-95-1	Perfluorononanoic acid	ND	0.56	0.28	ug/kg	
335-76-2	Perfluorodecanoic acid	ND	0.56	0.28	ug/kg	
2058-94-8	Perfluoroundecanoic acid	ND	0.56	0.28	ug/kg	
307-55-1	Perfluorododecanoic acid	ND	0.56	0.28	ug/kg	
72629-94-8	Perfluorotridecanoic acid	ND	0.56	0.30	ug/kg	
376-06-7	Perfluorotetradecanoic acid	ND	0.56	0.28	ug/kg	
PERFLUOROALKYLSULFONIC ACIDS						
375-73-5	Perfluorobutanesulfonic acid	ND	0.56	0.28	ug/kg	
355-46-4	Perfluorohexanesulfonic acid	ND	0.56	0.28	ug/kg	
375-92-8	Perfluoroheptanesulfonic acid	ND	0.56	0.28	ug/kg	
1763-23-1	Perfluorooctanesulfonic acid	ND	0.56	0.28	ug/kg	
335-77-3	Perfluorodecanesulfonic acid	ND	0.56	0.28	ug/kg	
PERFLUOROOCTANESULFONAMIDES						
754-91-6	PFOSA	ND	0.56	0.28	ug/kg	
PERFLUOROOCTANESULFONAMIDOACETIC ACIDS						
2355-31-9	MeFOSAA	ND	1.1	0.56	ug/kg	
2991-50-6	EtFOSAA	ND	1.1	0.56	ug/kg	
FLUOROTELOMER SULFONATES						
27619-97-2	6:2 Fluorotelomer sulfonate	ND	1.1	0.28	ug/kg	
39108-34-4	8:2 Fluorotelomer sulfonate	ND	1.1	0.28	ug/kg	

ND = Not detected MDL = Method Detection Limit J = Indicates an estimated value
RL = Reporting Limit B = Indicates analyte found in associated method blank
E = Indicates value exceeds calibration range N = Indicates presumptive evidence of a compound

Report of Analysis

Client Sample ID:	TT-SB-24-6.5-8.5		
Lab Sample ID:	JD36084-1A	**Date Sampled:**	12/01/21
Matrix:	SO - Soil	**Date Received:**	12/02/21
Method:	EPA 537M BY ID IN HOUSE	**Percent Solids:**	90.5
Project:	2nd Avenue and 33-39th Street, Brooklyn, NY		

PFAS List

CAS No.	ID Standard Recoveries	Run# 1	Run# 2	Limits
	13C4-PFBA	85%		40-140%
	13C5-PFPeA	88%		50-150%
	13C5-PFHxA	90%		50-150%
	13C4-PFHpA	92%		50-150%
	13C8-PFOA	92%		50-150%
	13C9-PFNA	92%		50-150%
	13C6-PFDA	90%		50-150%
	13C7-PFUnDA	87%		40-140%
	13C2-PFDoDA	92%		40-140%
	13C2-PFTeDA	98%		30-130%
	13C3-PFBS	86%		50-150%
	13C3-PFHxS	87%		50-150%
	13C8-PFOS	86%		50-150%
	13C8-FOSA	59%		30-130%
	d3-MeFOSAA	97%		40-140%
	d5-EtFOSAA	91%		40-140%
	13C2-6:2FTS	86%		50-150%
	13C2-8:2FTS	88%		50-150%

(a) Analysis performed at SGS Orlando, FL.

ND = Not detected MDL = Method Detection Limit
RL = Reporting Limit
E = Indicates value exceeds calibration range

J = Indicates an estimated value
B = Indicates analyte found in associated method blank
N = Indicates presumptive evidence of a compound

Report of Analysis

Client Sample ID:	TT-SB-25-7.0-9.0		
Lab Sample ID:	JD36084-2	**Date Sampled:**	12/01/21
Matrix:	SO - Soil	**Date Received:**	12/02/21
Method:	SW846 8260D SW846 5035	**Percent Solids:**	89.1
Project:	2nd Avenue and 33-39th Street, Brooklyn, NY		

	File ID	DF	Analyzed	By	Prep Date	Prep Batch	Analytical Batch
Run #1	I240356.D	1	12/04/21 14:22	PS	12/03/21 08:00	n/a	VI9771
Run #2							

	Initial Weight
Run #1	6.2 g
Run #2	

VOA TCL List

CAS No.	Compound	Result	RL	MDL	Units	Q
67-64-1	Acetone	ND	9.1	3.7	ug/kg	
71-43-2	Benzene	ND	0.45	0.41	ug/kg	
74-97-5	Bromochloromethane	ND	4.5	0.51	ug/kg	
75-27-4	Bromodichloromethane	ND	1.8	0.39	ug/kg	
75-25-2	Bromoform	ND	4.5	1.2	ug/kg	
74-83-9	Bromomethane	ND	4.5	0.69	ug/kg	
78-93-3	2-Butanone (MEK)	ND	9.1	2.2	ug/kg	
75-15-0	Carbon disulfide	ND	1.8	0.48	ug/kg	
56-23-5	Carbon tetrachloride	ND	1.8	0.56	ug/kg	
108-90-7	Chlorobenzene	ND	1.8	0.42	ug/kg	
75-00-3	Chloroethane	ND	4.5	0.53	ug/kg	
67-66-3	Chloroform	ND	1.8	0.47	ug/kg	
74-87-3	Chloromethane	ND	4.5	1.8	ug/kg	
110-82-7	Cyclohexane	ND	1.8	0.59	ug/kg	
96-12-8	1,2-Dibromo-3-chloropropane	ND	1.8	0.63	ug/kg	
124-48-1	Dibromochloromethane	ND	1.8	0.51	ug/kg	
106-93-4	1,2-Dibromoethane	ND	0.91	0.38	ug/kg	
95-50-1	1,2-Dichlorobenzene	ND	0.91	0.49	ug/kg	
541-73-1	1,3-Dichlorobenzene	ND	0.91	0.45	ug/kg	
106-46-7	1,4-Dichlorobenzene	ND	0.91	0.45	ug/kg	
75-71-8	Dichlorodifluoromethane	ND	4.5	0.66	ug/kg	
75-34-3	1,1-Dichloroethane	ND	0.91	0.45	ug/kg	
107-06-2	1,2-Dichloroethane	ND	0.91	0.43	ug/kg	
75-35-4	1,1-Dichloroethene	ND	0.91	0.59	ug/kg	
156-59-2	cis-1,2-Dichloroethene	ND	0.91	0.76	ug/kg	
156-60-5	trans-1,2-Dichloroethene	ND	0.91	0.55	ug/kg	
78-87-5	1,2-Dichloropropane	ND	1.8	0.43	ug/kg	
10061-01-5	cis-1,3-Dichloropropene	ND	1.8	0.43	ug/kg	
10061-02-6	trans-1,3-Dichloropropene	ND	1.8	0.41	ug/kg	
100-41-4	Ethylbenzene	ND	0.91	0.41	ug/kg	
76-13-1	Freon 113	ND	4.5	2.4	ug/kg	
591-78-6	2-Hexanone	ND	4.5	1.9	ug/kg	

ND = Not detected MDL = Method Detection Limit
RL = Reporting Limit
E = Indicates value exceeds calibration range

J = Indicates an estimated value
B = Indicates analyte found in associated method blank
N = Indicates presumptive evidence of a compound

Report of Analysis

Client Sample ID:	TT-SB-25-7.0-9.0		
Lab Sample ID:	JD36084-2	**Date Sampled:**	12/01/21
Matrix:	SO - Soil	**Date Received:**	12/02/21
Method:	SW846 8260D SW846 5035	**Percent Solids:**	89.1
Project:	2nd Avenue and 33-39th Street, Brooklyn, NY		

VOA TCL List

CAS No.	Compound	Result	RL	MDL	Units	Q
98-82-8	Isopropylbenzene	ND	1.8	1.3	ug/kg	
79-20-9	Methyl Acetate	ND	4.5	1.3	ug/kg	
108-87-2	Methylcyclohexane	ND	1.8	0.79	ug/kg	
1634-04-4	Methyl Tert Butyl Ether	ND	0.91	0.42	ug/kg	
108-10-1	4-Methyl-2-pentanone(MIBK)	ND	4.5	2.1	ug/kg	
75-09-2	Methylene chloride	ND	4.5	2.4	ug/kg	
100-42-5	Styrene	ND	1.8	0.36	ug/kg	
79-34-5	1,1,2,2-Tetrachloroethane	ND	1.8	0.54	ug/kg	
127-18-4	Tetrachloroethene	ND	1.8	0.52	ug/kg	
108-88-3	Toluene	ND	0.91	0.48	ug/kg	
87-61-6	1,2,3-Trichlorobenzene	ND	4.5	2.3	ug/kg	
120-82-1	1,2,4-Trichlorobenzene	ND	4.5	2.3	ug/kg	
71-55-6	1,1,1-Trichloroethane	ND	1.8	0.44	ug/kg	
79-00-5	1,1,2-Trichloroethane	ND	1.8	0.50	ug/kg	
79-01-6	Trichloroethene	ND	0.91	0.69	ug/kg	
75-69-4	Trichlorofluoromethane	ND	4.5	0.62	ug/kg	
75-01-4	Vinyl chloride	ND	1.8	0.44	ug/kg	
	m,p-Xylene	ND	0.91	0.81	ug/kg	
95-47-6	o-Xylene	ND	0.91	0.41	ug/kg	
1330-20-7	Xylene (total)	ND	0.91	0.41	ug/kg	

CAS No.	Surrogate Recoveries	Run# 1	Run# 2	Limits
1868-53-7	Dibromofluoromethane	101%		72-130%
17060-07-0	1,2-Dichloroethane-D4	103%		75-131%
2037-26-5	Toluene-D8	89%		81-121%
460-00-4	4-Bromofluorobenzene	96%		60-141%

CAS No.	Tentatively Identified Compounds	R.T.	Est. Conc.	Units	Q
	Total TIC, Volatile		0	ug/kg	

ND = Not detected MDL = Method Detection Limit
RL = Reporting Limit
E = Indicates value exceeds calibration range

J = Indicates an estimated value
B = Indicates analyte found in associated method blank
N = Indicates presumptive evidence of a compound

Report of Analysis

Client Sample ID:	TT-SB-25-7.0-9.0		
Lab Sample ID:	JD36084-2	**Date Sampled:**	12/01/21
Matrix:	SO - Soil	**Date Received:**	12/02/21
Method:	SW846 8270E SW846 3546	**Percent Solids:**	89.1
Project:	2nd Avenue and 33-39th Street, Brooklyn, NY		

	File ID	DF	Analyzed	By	Prep Date	Prep Batch	Analytical Batch
Run #1	F204077.D	1	12/06/21 15:12	KLS	12/04/21 10:20	OP36957	EF8943
Run #2							

	Initial Weight	Final Volume
Run #1	31.0 g	1.0 ml
Run #2		

ABN TCL List (SOM0 2.0)

CAS No.	Compound	Result	RL	MDL	Units	Q
95-57-8	2-Chlorophenol	ND	72	18	ug/kg	
59-50-7	4-Chloro-3-methyl phenol	ND	180	22	ug/kg	
120-83-2	2,4-Dichlorophenol	ND	180	31	ug/kg	
105-67-9	2,4-Dimethylphenol	ND	180	64	ug/kg	
51-28-5	2,4-Dinitrophenol	ND	180	140	ug/kg	
534-52-1	4,6-Dinitro-o-cresol	ND	180	39	ug/kg	
95-48-7	2-Methylphenol	ND	72	23	ug/kg	
	3&4-Methylphenol	ND	72	30	ug/kg	
88-75-5	2-Nitrophenol	ND	180	24	ug/kg	
100-02-7	4-Nitrophenol	ND	360	97	ug/kg	
87-86-5	Pentachlorophenol	ND	140	34	ug/kg	
108-95-2	Phenol	ND	72	19	ug/kg	
58-90-2	2,3,4,6-Tetrachlorophenol	ND	180	24	ug/kg	
95-95-4	2,4,5-Trichlorophenol	ND	180	27	ug/kg	
88-06-2	2,4,6-Trichlorophenol	ND	180	22	ug/kg	
83-32-9	Acenaphthene	21.8	36	12	ug/kg	J
208-96-8	Acenaphthylene	ND	36	18	ug/kg	
98-86-2	Acetophenone	ND	180	7.8	ug/kg	
120-12-7	Anthracene	48.0	36	22	ug/kg	
1912-24-9	Atrazine	ND	72	15	ug/kg	
56-55-3	Benzo(a)anthracene	97.6	36	10	ug/kg	
50-32-8	Benzo(a)pyrene	80.3	36	16	ug/kg	
205-99-2	Benzo(b)fluoranthene	99.6	36	16	ug/kg	
191-24-2	Benzo(g,h,i)perylene	48.4	36	18	ug/kg	
207-08-9	Benzo(k)fluoranthene	39.9	36	17	ug/kg	
101-55-3	4-Bromophenyl phenyl ether	ND	72	14	ug/kg	
85-68-7	Butyl benzyl phthalate	ND	72	8.8	ug/kg	
92-52-4	1,1'-Biphenyl	ND	72	5.0	ug/kg	
100-52-7	Benzaldehyde	ND	180	9.0	ug/kg	
91-58-7	2-Chloronaphthalene	ND	72	8.6	ug/kg	
106-47-8	4-Chloroaniline	ND	180	13	ug/kg	
86-74-8	Carbazole	18.7	72	5.2	ug/kg	J

ND = Not detected MDL = Method Detection Limit J = Indicates an estimated value
RL = Reporting Limit B = Indicates analyte found in associated method blank
E = Indicates value exceeds calibration range N = Indicates presumptive evidence of a compound

Report of Analysis

Client Sample ID:	TT-SB-25-7.0-9.0		
Lab Sample ID:	JD36084-2	**Date Sampled:**	12/01/21
Matrix:	SO - Soil	**Date Received:**	12/02/21
Method:	SW846 8270E SW846 3546	**Percent Solids:**	89.1
Project:	2nd Avenue and 33-39th Street, Brooklyn, NY		

ABN TCL List (SOM0 2.0)

CAS No.	Compound	Result	RL	MDL	Units	Q
105-60-2	Caprolactam	ND	72	14	ug/kg	
218-01-9	Chrysene	91.2	36	11	ug/kg	
111-91-1	bis(2-Chloroethoxy)methane	ND	72	7.7	ug/kg	
111-44-4	bis(2-Chloroethyl)ether	ND	72	16	ug/kg	
108-60-1	2,2'-Oxybis(1-chloropropane)	ND	72	13	ug/kg	
7005-72-3	4-Chlorophenyl phenyl ether	ND	72	12	ug/kg	
121-14-2	2,4-Dinitrotoluene	ND	36	11	ug/kg	
606-20-2	2,6-Dinitrotoluene	ND	36	18	ug/kg	
91-94-1	3,3'-Dichlorobenzidine	ND	72	30	ug/kg	
123-91-1	1,4-Dioxane	ND	36	24	ug/kg	
53-70-3	Dibenzo(a,h)anthracene	29.0	36	16	ug/kg	J
132-64-9	Dibenzofuran	ND	72	15	ug/kg	
84-74-2	Di-n-butyl phthalate	ND	72	5.9	ug/kg	
117-84-0	Di-n-octyl phthalate	ND	72	9.0	ug/kg	
84-66-2	Diethyl phthalate	ND	72	7.7	ug/kg	
131-11-3	Dimethyl phthalate	ND	72	6.4	ug/kg	
117-81-7	bis(2-Ethylhexyl)phthalate	ND	72	8.5	ug/kg	
206-44-0	Fluoranthene	221	36	16	ug/kg	
86-73-7	Fluorene	20.6	36	17	ug/kg	J
118-74-1	Hexachlorobenzene	ND	72	9.2	ug/kg	
87-68-3	Hexachlorobutadiene	ND	36	15	ug/kg	
77-47-4	Hexachlorocyclopentadiene	ND	360	14	ug/kg	
67-72-1	Hexachloroethane	ND	180	18	ug/kg	
193-39-5	Indeno(1,2,3-cd)pyrene	76.4	36	17	ug/kg	
78-59-1	Isophorone	ND	72	7.7	ug/kg	
91-57-6	2-Methylnaphthalene	ND	36	8.2	ug/kg	
88-74-4	2-Nitroaniline	ND	180	8.5	ug/kg	
99-09-2	3-Nitroaniline	ND	180	9.1	ug/kg	
100-01-6	4-Nitroaniline	ND	180	9.4	ug/kg	
91-20-3	Naphthalene	ND	36	10	ug/kg	
98-95-3	Nitrobenzene	ND	72	14	ug/kg	
621-64-7	N-Nitroso-di-n-propylamine	ND	72	10	ug/kg	
86-30-6	N-Nitrosodiphenylamine	ND	180	13	ug/kg	
85-01-8	Phenanthrene	208	36	12	ug/kg	
129-00-0	Pyrene	187	36	12	ug/kg	
95-94-3	1,2,4,5-Tetrachlorobenzene	ND	180	9.2	ug/kg	

CAS No.	Surrogate Recoveries	Run# 1	Run# 2	Limits
367-12-4	2-Fluorophenol	52%		10-109%

ND = Not detected MDL = Method Detection Limit
RL = Reporting Limit
E = Indicates value exceeds calibration range

J = Indicates an estimated value
B = Indicates analyte found in associated method blank
N = Indicates presumptive evidence of a compound

Report of Analysis

Client Sample ID:	TT-SB-25-7.0-9.0		
Lab Sample ID:	JD36084-2	**Date Sampled:**	12/01/21
Matrix:	SO - Soil	**Date Received:**	12/02/21
Method:	SW846 8270E SW846 3546	**Percent Solids:**	89.1
Project:	2nd Avenue and 33-39th Street, Brooklyn, NY		

ABN TCL List (SOM0 2.0)

CAS No.	Surrogate Recoveries	Run# 1	Run# 2	Limits
4165-62-2	Phenol-d5	50%		10-105%
118-79-6	2,4,6-Tribromophenol	59%		10-135%
4165-60-0	Nitrobenzene-d5	48%		10-119%
321-60-8	2-Fluorobiphenyl	54%		18-112%
1718-51-0	Terphenyl-d14	59%		18-125%

CAS No.	Tentatively Identified Compounds	R.T.	Est. Conc.	Units	Q
	System artifact	3.22	200	ug/kg	J
	System artifact/aldol-condensation	3.27	260	ug/kg	J
	Unknown	12.97	330	ug/kg	J
	Unknown	20.31	350	ug/kg	J
	Total TIC, Semi-Volatile		680	ug/kg	J

ND = Not detected MDL = Method Detection Limit
RL = Reporting Limit
E = Indicates value exceeds calibration range

J = Indicates an estimated value
B = Indicates analyte found in associated method blank
N = Indicates presumptive evidence of a compound

Report of Analysis

Client Sample ID:	TT-SB-25-7.0-9.0		
Lab Sample ID:	JD36084-2	**Date Sampled:**	12/01/21
Matrix:	SO - Soil	**Date Received:**	12/02/21
Method:	SW846 8270E BY SIM SW846 3546	**Percent Solids:**	89.1
Project:	2nd Avenue and 33-39th Street, Brooklyn, NY		

	File ID	DF	Analyzed	By	Prep Date	Prep Batch	Analytical Batch
Run #1	4M105396.D	1	12/22/21 09:09	CS	12/04/21 10:20	OP36957A	E4M4895
Run #2							

	Initial Weight	Final Volume
Run #1	31.0 g	1.0 ml
Run #2		

CAS No.	Compound	Result	RL	MDL	Units	Q
123-91-1	1,4-Dioxane	ND	3.6	1.8	ug/kg	

CAS No.	Surrogate Recoveries	Run# 1	Run# 2	Limits
4165-60-0	Nitrobenzene-d5	60%		10-107%
321-60-8	2-Fluorobiphenyl	55%		17-91%
1718-51-0	Terphenyl-d14	65%		17-105%

ND = Not detected MDL = Method Detection Limit J = Indicates an estimated value
RL = Reporting Limit B = Indicates analyte found in associated method blank
E = Indicates value exceeds calibration range N = Indicates presumptive evidence of a compound

Report of Analysis

Client Sample ID:	TT-SB-25-7.0-9.0		
Lab Sample ID:	JD36084-2	**Date Sampled:**	12/01/21
Matrix:	SO - Soil	**Date Received:**	12/02/21
Method:	SW846 8151A SW846 3546	**Percent Solids:**	89.1
Project:	2nd Avenue and 33-39th Street, Brooklyn, NY		

	File ID	DF	Analyzed	By	Prep Date	Prep Batch	Analytical Batch
Run #1	OA155528.D	1	12/10/21 05:34	RK	12/07/21 10:55	OP36933	GOA5500
Run #2							

	Initial Weight	Final Volume
Run #1	16.9 g	5.0 ml
Run #2		

Herbicide List

CAS No.	Compound	Result	RL	MDL	Units	Q
94-75-7	2,4-D	ND	17	7.4	ug/kg	
93-72-1	2,4,5-TP (Silvex)	ND	3.3	1.9	ug/kg	
93-76-5	2,4,5-T	ND	3.3	1.7	ug/kg	

CAS No.	Surrogate Recoveries	Run# 1	Run# 2	Limits
19719-28-9	2,4-DCAA	46%		10-125%
19719-28-9	2,4-DCAA	55%		10-125%

ND = Not detected MDL = Method Detection Limit
RL = Reporting Limit
E = Indicates value exceeds calibration range

J = Indicates an estimated value
B = Indicates analyte found in associated method blank
N = Indicates presumptive evidence of a compound

Report of Analysis

Client Sample ID:	TT-SB-25-7.0-9.0		
Lab Sample ID:	JD36084-2	**Date Sampled:**	12/01/21
Matrix:	SO - Soil	**Date Received:**	12/02/21
Method:	SW846 8081B SW846 3546	**Percent Solids:**	89.1
Project:	2nd Avenue and 33-39th Street, Brooklyn, NY		

	File ID	DF	Analyzed	By	Prep Date	Prep Batch	Analytical Batch
Run #1	1G171967.D	1	12/12/21 19:30	TL	12/06/21 11:35	OP36961	G1G5933
Run #2							

	Initial Weight	Final Volume
Run #1	16.9 g	10.0 ml
Run #2		

Pesticide TCL List

CAS No.	Compound	Result	RL	MDL	Units	Q
309-00-2	Aldrin [a]	ND	0.66	0.55	ug/kg	
319-84-6	alpha-BHC [a]	ND	0.66	0.54	ug/kg	
319-85-7	beta-BHC [a]	ND	0.66	0.60	ug/kg	
319-86-8	delta-BHC [a]	ND	0.66	0.64	ug/kg	
58-89-9	gamma-BHC (Lindane) [a]	ND	0.66	0.49	ug/kg	
5103-71-9	alpha-Chlordane [a]	ND	0.66	0.54	ug/kg	
5103-74-2	gamma-Chlordane [a]	ND	0.66	0.30	ug/kg	
60-57-1	Dieldrin [a]	ND	0.66	0.46	ug/kg	
72-54-8	4,4'-DDD [a]	ND	0.66	0.61	ug/kg	
72-55-9	4,4'-DDE [a]	ND	0.66	0.58	ug/kg	
50-29-3	4,4'-DDT [a]	ND	0.66	0.59	ug/kg	
72-20-8	Endrin [a]	ND	0.66	0.52	ug/kg	
1031-07-8	Endosulfan sulfate [a]	ND	0.66	0.52	ug/kg	
7421-93-4	Endrin aldehyde [a]	ND	0.66	0.38	ug/kg	
959-98-8	Endosulfan-I [a]	ND	0.66	0.38	ug/kg	
33213-65-9	Endosulfan-II [a]	ND	0.66	0.41	ug/kg	
76-44-8	Heptachlor [a]	ND	0.66	0.57	ug/kg	
1024-57-3	Heptachlor epoxide [a]	ND	0.66	0.47	ug/kg	
72-43-5	Methoxychlor [a]	ND	1.3	0.53	ug/kg	
53494-70-5	Endrin ketone	ND	0.66	0.48	ug/kg	
8001-35-2	Toxaphene	ND	17	15	ug/kg	

CAS No.	Surrogate Recoveries	Run# 1	Run# 2	Limits
877-09-8	Tetrachloro-m-xylene	59%		14-145%
877-09-8	Tetrachloro-m-xylene	58%		14-145%
2051-24-3	Decachlorobiphenyl	49%		10-197%
2051-24-3	Decachlorobiphenyl	55%		10-197%

(a) This compound outside control limits biased high in the associated BS.

ND = Not detected MDL = Method Detection Limit
RL = Reporting Limit
E = Indicates value exceeds calibration range

J = Indicates an estimated value
B = Indicates analyte found in associated method blank
N = Indicates presumptive evidence of a compound

Report of Analysis

Client Sample ID:	TT-SB-25-7.0-9.0		
Lab Sample ID:	JD36084-2	**Date Sampled:**	12/01/21
Matrix:	SO - Soil	**Date Received:**	12/02/21
Method:	SW846 8082A SW846 3546	**Percent Solids:**	89.1
Project:	2nd Avenue and 33-39th Street, Brooklyn, NY		

	File ID	DF	Analyzed	By	Prep Date	Prep Batch	Analytical Batch
Run #1	RK7031.D	1	12/08/21 09:13	RK	12/06/21 11:35	OP36962	GRK182
Run #2							

	Initial Weight	Final Volume
Run #1	16.9 g	10.0 ml
Run #2		

PCB List

CAS No.	Compound	Result	RL	MDL	Units	Q
12674-11-2	Aroclor 1016	ND	33	15	ug/kg	
11104-28-2	Aroclor 1221	ND	33	21	ug/kg	
11141-16-5	Aroclor 1232	ND	33	21	ug/kg	
53469-21-9	Aroclor 1242	ND	33	14	ug/kg	
12672-29-6	Aroclor 1248	ND	33	30	ug/kg	
11097-69-1	Aroclor 1254	ND	33	18	ug/kg	
11096-82-5	Aroclor 1260	ND	33	14	ug/kg	
11100-14-4	Aroclor 1268	ND	33	14	ug/kg	
37324-23-5	Aroclor 1262	ND	33	22	ug/kg	

CAS No.	Surrogate Recoveries	Run# 1	Run# 2	Limits
877-09-8	Tetrachloro-m-xylene	63%		24-152%
877-09-8	Tetrachloro-m-xylene	60%		24-152%
2051-24-3	Decachlorobiphenyl	35%		10-172%
2051-24-3	Decachlorobiphenyl	66%		10-172%

ND = Not detected MDL = Method Detection Limit
RL = Reporting Limit
E = Indicates value exceeds calibration range

J = Indicates an estimated value
B = Indicates analyte found in associated method blank
N = Indicates presumptive evidence of a compound

Report of Analysis

Client Sample ID:	TT-SB-25-7.0-9.0		
Lab Sample ID:	JD36084-2	**Date Sampled:**	12/01/21
Matrix:	SO - Soil	**Date Received:**	12/02/21
		Percent Solids:	89.1
Project:	2nd Avenue and 33-39th Street, Brooklyn, NY		

Metals Analysis

Analyte	Result	RL	Units	DF	Prep	Analyzed	By	Method	Prep Method
Aluminum	6110	58	mg/kg	1	12/06/21	12/07/21	ND	SW846 6010D [2]	SW846 3050B [4]
Antimony	< 2.3	2.3	mg/kg	1	12/06/21	12/08/21	ND	SW846 6010D [3]	SW846 3050B [4]
Arsenic	5.2	2.3	mg/kg	1	12/06/21	12/08/21	ND	SW846 6010D [3]	SW846 3050B [4]
Barium	37.0	23	mg/kg	1	12/06/21	12/07/21	ND	SW846 6010D [2]	SW846 3050B [4]
Beryllium	0.38	0.23	mg/kg	1	12/06/21	12/07/21	ND	SW846 6010D [2]	SW846 3050B [4]
Cadmium	< 0.58	0.58	mg/kg	1	12/06/21	12/08/21	ND	SW846 6010D [3]	SW846 3050B [4]
Calcium	1080	580	mg/kg	1	12/06/21	12/07/21	ND	SW846 6010D [2]	SW846 3050B [4]
Chromium	11.7	1.2	mg/kg	1	12/06/21	12/07/21	ND	SW846 6010D [2]	SW846 3050B [4]
Cobalt	< 5.8	5.8	mg/kg	1	12/06/21	12/08/21	ND	SW846 6010D [3]	SW846 3050B [4]
Copper	37.5	2.9	mg/kg	1	12/06/21	12/07/21	ND	SW846 6010D [2]	SW846 3050B [4]
Iron	11200	58	mg/kg	1	12/06/21	12/07/21	ND	SW846 6010D [2]	SW846 3050B [4]
Lead	55.2	2.3	mg/kg	1	12/06/21	12/08/21	ND	SW846 6010D [3]	SW846 3050B [4]
Magnesium	2180	580	mg/kg	1	12/06/21	12/07/21	ND	SW846 6010D [2]	SW846 3050B [4]
Manganese	239	1.7	mg/kg	1	12/06/21	12/07/21	ND	SW846 6010D [2]	SW846 3050B [4]
Mercury	0.079	0.034	mg/kg	1	12/06/21	12/06/21	SB	SW846 7471B [1]	SW846 7471B [5]
Nickel	14.5	4.6	mg/kg	1	12/06/21	12/08/21	ND	SW846 6010D [3]	SW846 3050B [4]
Potassium	< 1200	1200	mg/kg	1	12/06/21	12/07/21	ND	SW846 6010D [2]	SW846 3050B [4]
Selenium	< 2.3	2.3	mg/kg	1	12/06/21	12/08/21	ND	SW846 6010D [3]	SW846 3050B [4]
Silver	< 0.58	0.58	mg/kg	1	12/06/21	12/08/21	ND	SW846 6010D [3]	SW846 3050B [4]
Sodium	< 1200	1200	mg/kg	1	12/06/21	12/07/21	ND	SW846 6010D [2]	SW846 3050B [4]
Thallium	< 1.2	1.2	mg/kg	1	12/06/21	12/08/21	ND	SW846 6010D [3]	SW846 3050B [4]
Vanadium	17.4	5.8	mg/kg	1	12/06/21	12/07/21	ND	SW846 6010D [2]	SW846 3050B [4]
Zinc	50.9	5.8	mg/kg	1	12/06/21	12/08/21	ND	SW846 6010D [3]	SW846 3050B [4]

(1) Instrument QC Batch: MA51535
(2) Instrument QC Batch: MA51558
(3) Instrument QC Batch: MA51564
(4) Prep QC Batch: MP30189
(5) Prep QC Batch: MP30190

RL = Reporting Limit

Report of Analysis

Client Sample ID:	TT-SB-25-7.0-9.0		
Lab Sample ID:	JD36084-2	**Date Sampled:**	12/01/21
Matrix:	SO - Soil	**Date Received:**	12/02/21
		Percent Solids:	89.1
Project:	2nd Avenue and 33-39th Street, Brooklyn, NY		

General Chemistry

Analyte	Result	RL	Units	DF	Analyzed	By	Method
Cyanide	1.9	0.22	mg/kg	1	12/09/21 03:10	EB	SW846 9012B/LACHAT
Solids, Percent	89.1		%	1	12/05/21 15:00	BG	SM2540 G 18TH ED MOD

RL = Reporting Limit

Report of Analysis

Client Sample ID:	TT-SB-25-7.0-9.0		
Lab Sample ID:	JD36084-2A	**Date Sampled:**	12/01/21
Matrix:	SO - Soil	**Date Received:**	12/02/21
Method:	EPA 537M BY ID IN HOUSE	**Percent Solids:**	89.1
Project:	2nd Avenue and 33-39th Street, Brooklyn, NY		

	File ID	DF	Analyzed	By	Prep Date	Prep Batch	Analytical Batch
Run #1 [a]	2Q82025.D	1	12/22/21 03:22	AFL	12/13/21 09:00	F:OP88800	F:S2Q1159
Run #2							

	Initial Weight	Final Volume
Run #1	2.01 g	1.0 ml
Run #2		

PFAS List

CAS No.	Compound	Result	RL	MDL	Units	Q
PERFLUOROALKYLCARBOXYLIC ACIDS						
375-22-4	Perfluorobutanoic acid	ND	1.1	0.42	ug/kg	
2706-90-3	Perfluoropentanoic acid	ND	0.56	0.28	ug/kg	
307-24-4	Perfluorohexanoic acid	ND	0.56	0.28	ug/kg	
375-85-9	Perfluoroheptanoic acid	ND	0.56	0.28	ug/kg	
335-67-1	Perfluorooctanoic acid	ND	0.56	0.28	ug/kg	
375-95-1	Perfluorononanoic acid	ND	0.56	0.28	ug/kg	
335-76-2	Perfluorodecanoic acid	ND	0.56	0.28	ug/kg	
2058-94-8	Perfluoroundecanoic acid	ND	0.56	0.28	ug/kg	
307-55-1	Perfluorododecanoic acid	ND	0.56	0.28	ug/kg	
72629-94-8	Perfluorotridecanoic acid	ND	0.56	0.30	ug/kg	
376-06-7	Perfluorotetradecanoic acid	ND	0.56	0.28	ug/kg	
PERFLUOROALKYLSULFONIC ACIDS						
375-73-5	Perfluorobutanesulfonic acid	ND	0.56	0.28	ug/kg	
355-46-4	Perfluorohexanesulfonic acid	ND	0.56	0.28	ug/kg	
375-92-8	Perfluoroheptanesulfonic acid	ND	0.56	0.28	ug/kg	
1763-23-1	Perfluorooctanesulfonic acid	ND	0.56	0.28	ug/kg	
335-77-3	Perfluorodecanesulfonic acid	ND	0.56	0.28	ug/kg	
PERFLUOROOCTANESULFONAMIDES						
754-91-6	PFOSA	ND	0.56	0.28	ug/kg	
PERFLUOROOCTANESULFONAMIDOACETIC ACIDS						
2355-31-9	MeFOSAA	ND	1.1	0.56	ug/kg	
2991-50-6	EtFOSAA	ND	1.1	0.56	ug/kg	
FLUOROTELOMER SULFONATES						
27619-97-2	6:2 Fluorotelomer sulfonate	ND	1.1	0.28	ug/kg	
39108-34-4	8:2 Fluorotelomer sulfonate	ND	1.1	0.28	ug/kg	

ND = Not detected MDL = Method Detection Limit J = Indicates an estimated value
RL = Reporting Limit B = Indicates analyte found in associated method blank
E = Indicates value exceeds calibration range N = Indicates presumptive evidence of a compound

Report of Analysis

Client Sample ID:	TT-SB-25-7.0-9.0		
Lab Sample ID:	JD36084-2A	**Date Sampled:**	12/01/21
Matrix:	SO - Soil	**Date Received:**	12/02/21
Method:	EPA 537M BY ID IN HOUSE	**Percent Solids:**	89.1
Project:	2nd Avenue and 33-39th Street, Brooklyn, NY		

PFAS List

CAS No.	ID Standard Recoveries	Run# 1	Run# 2	Limits
	13C4-PFBA	85%		40-140%
	13C5-PFPeA	88%		50-150%
	13C5-PFHxA	91%		50-150%
	13C4-PFHpA	93%		50-150%
	13C8-PFOA	93%		50-150%
	13C9-PFNA	92%		50-150%
	13C6-PFDA	95%		50-150%
	13C7-PFUnDA	94%		40-140%
	13C2-PFDoDA	95%		40-140%
	13C2-PFTeDA	97%		30-130%
	13C3-PFBS	88%		50-150%
	13C3-PFHxS	87%		50-150%
	13C8-PFOS	88%		50-150%
	13C8-FOSA	94%		30-130%
	d3-MeFOSAA	86%		40-140%
	d5-EtFOSAA	83%		40-140%
	13C2-6:2FTS	85%		50-150%
	13C2-8:2FTS	90%		50-150%

(a) Analysis performed at SGS Orlando, FL.

ND = Not detected MDL = Method Detection Limit
RL = Reporting Limit
E = Indicates value exceeds calibration range

J = Indicates an estimated value
B = Indicates analyte found in associated method blank
N = Indicates presumptive evidence of a compound

Report of Analysis

Client Sample ID:	TT-SB-26-6.0-8.0		
Lab Sample ID:	JD36084-3	**Date Sampled:**	12/01/21
Matrix:	SO - Soil	**Date Received:**	12/02/21
Method:	SW846 8260D SW846 5035	**Percent Solids:**	89.8
Project:	2nd Avenue and 33-39th Street, Brooklyn, NY		

	File ID	DF	Analyzed	By	Prep Date	Prep Batch	Analytical Batch
Run #1	I240368.D	1	12/04/21 18:26	PS	12/03/21 08:00	n/a	VI9771
Run #2							

	Initial Weight
Run #1	5.9 g
Run #2	

VOA TCL List

CAS No.	Compound	Result	RL	MDL	Units	Q
67-64-1	Acetone	23.6	9.4	3.9	ug/kg	
71-43-2	Benzene	ND	0.47	0.43	ug/kg	
74-97-5	Bromochloromethane	ND	4.7	0.53	ug/kg	
75-27-4	Bromodichloromethane	ND	1.9	0.40	ug/kg	
75-25-2	Bromoform	ND	4.7	1.3	ug/kg	
74-83-9	Bromomethane	ND	4.7	0.72	ug/kg	
78-93-3	2-Butanone (MEK)	4.5	9.4	2.3	ug/kg	J
75-15-0	Carbon disulfide	0.81	1.9	0.50	ug/kg	J
56-23-5	Carbon tetrachloride	ND	1.9	0.58	ug/kg	
108-90-7	Chlorobenzene	ND	1.9	0.43	ug/kg	
75-00-3	Chloroethane	ND	4.7	0.56	ug/kg	
67-66-3	Chloroform	ND	1.9	0.49	ug/kg	
74-87-3	Chloromethane	ND	4.7	1.8	ug/kg	
110-82-7	Cyclohexane	ND	1.9	0.62	ug/kg	
96-12-8	1,2-Dibromo-3-chloropropane	ND	1.9	0.65	ug/kg	
124-48-1	Dibromochloromethane	ND	1.9	0.53	ug/kg	
106-93-4	1,2-Dibromoethane	ND	0.94	0.40	ug/kg	
95-50-1	1,2-Dichlorobenzene	ND	0.94	0.52	ug/kg	
541-73-1	1,3-Dichlorobenzene	ND	0.94	0.47	ug/kg	
106-46-7	1,4-Dichlorobenzene	ND	0.94	0.47	ug/kg	
75-71-8	Dichlorodifluoromethane	ND	4.7	0.69	ug/kg	
75-34-3	1,1-Dichloroethane	ND	0.94	0.47	ug/kg	
107-06-2	1,2-Dichloroethane	ND	0.94	0.44	ug/kg	
75-35-4	1,1-Dichloroethene	ND	0.94	0.62	ug/kg	
156-59-2	cis-1,2-Dichloroethene	ND	0.94	0.79	ug/kg	
156-60-5	trans-1,2-Dichloroethene	ND	0.94	0.58	ug/kg	
78-87-5	1,2-Dichloropropane	ND	1.9	0.45	ug/kg	
10061-01-5	cis-1,3-Dichloropropene	ND	1.9	0.45	ug/kg	
10061-02-6	trans-1,3-Dichloropropene	ND	1.9	0.43	ug/kg	
100-41-4	Ethylbenzene	0.90	0.94	0.43	ug/kg	J
76-13-1	Freon 113	ND	4.7	2.5	ug/kg	
591-78-6	2-Hexanone	ND	4.7	2.0	ug/kg	

ND = Not detected MDL = Method Detection Limit
RL = Reporting Limit
E = Indicates value exceeds calibration range

J = Indicates an estimated value
B = Indicates analyte found in associated method blank
N = Indicates presumptive evidence of a compound

Report of Analysis

Client Sample ID:	TT-SB-26-6.0-8.0		
Lab Sample ID:	JD36084-3	**Date Sampled:**	12/01/21
Matrix:	SO - Soil	**Date Received:**	12/02/21
Method:	SW846 8260D SW846 5035	**Percent Solids:**	89.8
Project:	2nd Avenue and 33-39th Street, Brooklyn, NY		

VOA TCL List

CAS No.	Compound	Result	RL	MDL	Units	Q
98-82-8	Isopropylbenzene	8.0	1.9	1.3	ug/kg	
79-20-9	Methyl Acetate	ND	4.7	1.3	ug/kg	
108-87-2	Methylcyclohexane	ND	1.9	0.83	ug/kg	
1634-04-4	Methyl Tert Butyl Ether	ND	0.94	0.44	ug/kg	
108-10-1	4-Methyl-2-pentanone(MIBK)	ND	4.7	2.1	ug/kg	
75-09-2	Methylene chloride	ND	4.7	2.5	ug/kg	
100-42-5	Styrene	ND	1.9	0.38	ug/kg	
79-34-5	1,1,2,2-Tetrachloroethane	ND	1.9	0.57	ug/kg	
127-18-4	Tetrachloroethene	ND	1.9	0.55	ug/kg	
108-88-3	Toluene	ND	0.94	0.50	ug/kg	
87-61-6	1,2,3-Trichlorobenzene	ND	4.7	2.4	ug/kg	
120-82-1	1,2,4-Trichlorobenzene	ND	4.7	2.4	ug/kg	
71-55-6	1,1,1-Trichloroethane	ND	1.9	0.46	ug/kg	
79-00-5	1,1,2-Trichloroethane	ND	1.9	0.52	ug/kg	
79-01-6	Trichloroethene	ND	0.94	0.72	ug/kg	
75-69-4	Trichlorofluoromethane	ND	4.7	0.65	ug/kg	
75-01-4	Vinyl chloride	ND	1.9	0.45	ug/kg	
	m,p-Xylene	1.3	0.94	0.85	ug/kg	
95-47-6	o-Xylene	0.95	0.94	0.43	ug/kg	
1330-20-7	Xylene (total)	2.3	0.94	0.43	ug/kg	

CAS No.	Surrogate Recoveries	Run# 1	Run# 2	Limits
1868-53-7	Dibromofluoromethane	106%		72-130%
17060-07-0	1,2-Dichloroethane-D4	107%		75-131%
2037-26-5	Toluene-D8	87%		81-121%
460-00-4	4-Bromofluorobenzene	97%		60-141%

CAS No.	Tentatively Identified Compounds	R.T.	Est. Conc.	Units	Q
496-11-7	Indane	9.96	280	ug/kg	JN
	C4 alkyl benzene	10.22	97	ug/kg	J
	C4 alkyl benzene	10.54	97	ug/kg	J
	alkane	10.92	130	ug/kg	J
	C5 alkyl benzene	10.99	82	ug/kg	J
	C5 alkyl benzene	11.22	110	ug/kg	J
	1H-indene-dihydro-dimethyl - isome	11.39	69	ug/kg	J
	alkane	11.45	190	ug/kg	J
	Naphthalene, tetrahydro -methyl- isomer	11.68	130	ug/kg	J
	1H-indene-dihydro-dimethyl - isome	11.78	120	ug/kg	J

ND = Not detected MDL = Method Detection Limit
RL = Reporting Limit
E = Indicates value exceeds calibration range

J = Indicates an estimated value
B = Indicates analyte found in associated method blank
N = Indicates presumptive evidence of a compound

Report of Analysis

Client Sample ID:	TT-SB-26-6.0-8.0		
Lab Sample ID:	JD36084-3	**Date Sampled:**	12/01/21
Matrix:	SO - Soil	**Date Received:**	12/02/21
Method:	SW846 8260D SW846 5035	**Percent Solids:**	89.8
Project:	2nd Avenue and 33-39th Street, Brooklyn, NY		

VOA TCL List

CAS No.	Tentatively Identified Compounds	R.T.	Est. Conc.	Units	Q
	alkane	11.90	170	ug/kg	J
	alkene	12.02	100	ug/kg	J
	Naphthalene, tetrahydro-dimethyl -isomer	12.18	71	ug/kg	J
	alkane	12.54	120	ug/kg	J
	Naphthalene, methyl-isomer	13.11	260	ug/kg	J
	Total TIC, Volatile		2026	ug/kg	J

ND = Not detected MDL = Method Detection Limit
RL = Reporting Limit
E = Indicates value exceeds calibration range

J = Indicates an estimated value
B = Indicates analyte found in associated method blank
N = Indicates presumptive evidence of a compound

Report of Analysis

Client Sample ID:	TT-SB-26-6.0-8.0		
Lab Sample ID:	JD36084-3	**Date Sampled:**	12/01/21
Matrix:	SO - Soil	**Date Received:**	12/02/21
Method:	SW846 8270E SW846 3546	**Percent Solids:**	89.8
Project:	2nd Avenue and 33-39th Street, Brooklyn, NY		

	File ID	DF	Analyzed	By	Prep Date	Prep Batch	Analytical Batch
Run #1	F204089.D	1	12/06/21 20:40	KLS	12/04/21 10:20	OP36957	EF8943
Run #2							

	Initial Weight	Final Volume
Run #1	30.5 g	1.0 ml
Run #2		

ABN TCL List (SOM0 2.0)

CAS No.	Compound	Result	RL	MDL	Units	Q
95-57-8	2-Chlorophenol	ND	73	18	ug/kg	
59-50-7	4-Chloro-3-methyl phenol	ND	180	22	ug/kg	
120-83-2	2,4-Dichlorophenol	ND	180	31	ug/kg	
105-67-9	2,4-Dimethylphenol	ND	180	65	ug/kg	
51-28-5	2,4-Dinitrophenol	ND	180	140	ug/kg	
534-52-1	4,6-Dinitro-o-cresol	ND	180	39	ug/kg	
95-48-7	2-Methylphenol	ND	73	23	ug/kg	
	3&4-Methylphenol	ND	73	30	ug/kg	
88-75-5	2-Nitrophenol	ND	180	24	ug/kg	
100-02-7	4-Nitrophenol	ND	370	97	ug/kg	
87-86-5	Pentachlorophenol	ND	150	34	ug/kg	
108-95-2	Phenol	ND	73	19	ug/kg	
58-90-2	2,3,4,6-Tetrachlorophenol	ND	180	24	ug/kg	
95-95-4	2,4,5-Trichlorophenol	ND	180	27	ug/kg	
88-06-2	2,4,6-Trichlorophenol	ND	180	22	ug/kg	
83-32-9	Acenaphthene	3590	37	13	ug/kg	
208-96-8	Acenaphthylene	25.6	37	19	ug/kg	J
98-86-2	Acetophenone	ND	180	7.8	ug/kg	
120-12-7	Anthracene	153	37	22	ug/kg	
1912-24-9	Atrazine	ND	73	16	ug/kg	
56-55-3	Benzo(a)anthracene	96.4	37	10	ug/kg	
50-32-8	Benzo(a)pyrene	74.5	37	17	ug/kg	
205-99-2	Benzo(b)fluoranthene	99.2	37	16	ug/kg	
191-24-2	Benzo(g,h,i)perylene	55.6	37	18	ug/kg	
207-08-9	Benzo(k)fluoranthene	30.5	37	17	ug/kg	J
101-55-3	4-Bromophenyl phenyl ether	ND	73	14	ug/kg	
85-68-7	Butyl benzyl phthalate	ND	73	8.9	ug/kg	
92-52-4	1,1'-Biphenyl	26.3	73	5.0	ug/kg	J
100-52-7	Benzaldehyde	ND	180	9.1	ug/kg	
91-58-7	2-Chloronaphthalene	ND	73	8.7	ug/kg	
106-47-8	4-Chloroaniline	ND	180	13	ug/kg	
86-74-8	Carbazole	96.6	73	5.3	ug/kg	

ND = Not detected MDL = Method Detection Limit J = Indicates an estimated value
RL = Reporting Limit B = Indicates analyte found in associated method blank
E = Indicates value exceeds calibration range N = Indicates presumptive evidence of a compound

Report of Analysis

Client Sample ID:	TT-SB-26-6.0-8.0		
Lab Sample ID:	JD36084-3	**Date Sampled:**	12/01/21
Matrix:	SO - Soil	**Date Received:**	12/02/21
Method:	SW846 8270E SW846 3546	**Percent Solids:**	89.8
Project:	2nd Avenue and 33-39th Street, Brooklyn, NY		

ABN TCL List (SOM0 2.0)

CAS No.	Compound	Result	RL	MDL	Units	Q
105-60-2	Caprolactam	ND	73	14	ug/kg	
218-01-9	Chrysene	98.9	37	12	ug/kg	
111-91-1	bis(2-Chloroethoxy)methane	ND	73	7.8	ug/kg	
111-44-4	bis(2-Chloroethyl)ether	ND	73	16	ug/kg	
108-60-1	2,2'-Oxybis(1-chloropropane)	ND	73	13	ug/kg	
7005-72-3	4-Chlorophenyl phenyl ether	ND	73	12	ug/kg	
121-14-2	2,4-Dinitrotoluene	ND	37	11	ug/kg	
606-20-2	2,6-Dinitrotoluene	ND	37	18	ug/kg	
91-94-1	3,3'-Dichlorobenzidine	ND	73	30	ug/kg	
123-91-1	1,4-Dioxane	ND	37	24	ug/kg	
53-70-3	Dibenzo(a,h)anthracene	32.6	37	16	ug/kg	J
132-64-9	Dibenzofuran	1570	73	15	ug/kg	
84-74-2	Di-n-butyl phthalate	ND	73	6.0	ug/kg	
117-84-0	Di-n-octyl phthalate	ND	73	9.1	ug/kg	
84-66-2	Diethyl phthalate	ND	73	7.8	ug/kg	
131-11-3	Dimethyl phthalate	ND	73	6.5	ug/kg	
117-81-7	bis(2-Ethylhexyl)phthalate	68.6	73	8.5	ug/kg	J
206-44-0	Fluoranthene	415	37	16	ug/kg	
86-73-7	Fluorene	1350	37	17	ug/kg	
118-74-1	Hexachlorobenzene	ND	73	9.2	ug/kg	
87-68-3	Hexachlorobutadiene	ND	37	15	ug/kg	
77-47-4	Hexachlorocyclopentadiene	ND	370	15	ug/kg	
67-72-1	Hexachloroethane	ND	180	18	ug/kg	
193-39-5	Indeno(1,2,3-cd)pyrene	76.1	37	17	ug/kg	
78-59-1	Isophorone	ND	73	7.8	ug/kg	
91-57-6	2-Methylnaphthalene	446	37	8.3	ug/kg	
88-74-4	2-Nitroaniline	ND	180	8.6	ug/kg	
99-09-2	3-Nitroaniline	ND	180	9.1	ug/kg	
100-01-6	4-Nitroaniline	ND	180	9.5	ug/kg	
91-20-3	Naphthalene	372	37	10	ug/kg	
98-95-3	Nitrobenzene	ND	73	14	ug/kg	
621-64-7	N-Nitroso-di-n-propylamine	ND	73	11	ug/kg	
86-30-6	N-Nitrosodiphenylamine	ND	180	13	ug/kg	
85-01-8	Phenanthrene	1810	37	12	ug/kg	
129-00-0	Pyrene	328	37	12	ug/kg	
95-94-3	1,2,4,5-Tetrachlorobenzene	ND	180	9.3	ug/kg	

CAS No.	Surrogate Recoveries	Run# 1	Run# 2	Limits
367-12-4	2-Fluorophenol	48%		10-109%

ND = Not detected MDL = Method Detection Limit
RL = Reporting Limit
E = Indicates value exceeds calibration range

J = Indicates an estimated value
B = Indicates analyte found in associated method blank
N = Indicates presumptive evidence of a compound

Report of Analysis

Client Sample ID:	TT-SB-26-6.0-8.0		
Lab Sample ID:	JD36084-3	**Date Sampled:**	12/01/21
Matrix:	SO - Soil	**Date Received:**	12/02/21
Method:	SW846 8270E SW846 3546	**Percent Solids:**	89.8
Project:	2nd Avenue and 33-39th Street, Brooklyn, NY		

ABN TCL List (SOM0 2.0)

CAS No.	Surrogate Recoveries	Run# 1	Run# 2	Limits
4165-62-2	Phenol-d5	45%		10-105%
118-79-6	2,4,6-Tribromophenol	52%		10-135%
4165-60-0	Nitrobenzene-d5	45%		10-119%
321-60-8	2-Fluorobiphenyl	51%		18-112%
1718-51-0	Terphenyl-d14	51%		18-125%

CAS No.	Tentatively Identified Compounds	R.T.	Est. Conc.	Units	Q
	System artifact	3.22	190	ug/kg	J
	System artifact/aldol-condensation	3.27	750	ug/kg	J
	Pyridine, -dimethyl-	3.96	310	ug/kg	J
496-11-7	Indane	4.66	310	ug/kg	JN
	Naphthalene tetrahydro-methyl	5.59	190	ug/kg	J
	Alkane	5.76	350	ug/kg	J
	Alkane	5.88	190	ug/kg	J
90-12-0	Naphthalene, 1-methyl-	6.04	820	ug/kg	JN
	Naphthalene dimethyl	6.45	410	ug/kg	J
	Naphthalene dimethyl	6.52	440	ug/kg	J
	Alkane	6.58	270	ug/kg	J
	Naphthalene dimethyl	6.62	280	ug/kg	J
	Alkane	7.56	410	ug/kg	J
	[1,1'-Biphenyl]-carboxaldehyde	7.59	180	ug/kg	J
	Alkane	7.92	790	ug/kg	J
132-65-0	Dibenzothiophene	8.49	210	ug/kg	JN
	Alkane	9.30	180	ug/kg	J
	Anthracene methyl	9.54	210	ug/kg	J
203-64-5	4H-Cyclopenta[def]phenanthrene	9.67	220	ug/kg	JN
	Alkane	10.08	250	ug/kg	J
	Alkane	10.65	190	ug/kg	J
	Unknown	10.71	190	ug/kg	J
10544-50-0	Cyclic octaatomic sulfur	10.88	3300	ug/kg	JN
	Unknown	10.99	220	ug/kg	J
	Alkane	14.07	200	ug/kg	J
	Alkane	14.82	230	ug/kg	J
	Unknown	18.08	230	ug/kg	J
	Total TIC, Semi-Volatile		10580	ug/kg	J

ND = Not detected MDL = Method Detection Limit
RL = Reporting Limit
E = Indicates value exceeds calibration range

J = Indicates an estimated value
B = Indicates analyte found in associated method blank
N = Indicates presumptive evidence of a compound

Report of Analysis

Client Sample ID:	TT-SB-26-6.0-8.0		
Lab Sample ID:	JD36084-3	**Date Sampled:**	12/01/21
Matrix:	SO - Soil	**Date Received:**	12/02/21
Method:	SW846 8270E BY SIM SW846 3546	**Percent Solids:**	89.8
Project:	2nd Avenue and 33-39th Street, Brooklyn, NY		

	File ID	DF	Analyzed	By	Prep Date	Prep Batch	Analytical Batch
Run #1	4M105391.D	1	12/22/21 07:26	CS	12/04/21 10:20	OP36957A	E4M4895
Run #2							

	Initial Weight	Final Volume
Run #1	30.5 g	1.0 ml
Run #2		

CAS No.	Compound	Result	RL	MDL	Units	Q
123-91-1	1,4-Dioxane	ND	3.7	1.8	ug/kg	

CAS No.	Surrogate Recoveries	Run# 1	Run# 2	Limits
4165-60-0	Nitrobenzene-d5	64%		10-107%
321-60-8	2-Fluorobiphenyl	53%		17-91%
1718-51-0	Terphenyl-d14	58%		17-105%

ND = Not detected MDL = Method Detection Limit J = Indicates an estimated value
RL = Reporting Limit B = Indicates analyte found in associated method blank
E = Indicates value exceeds calibration range N = Indicates presumptive evidence of a compound

Report of Analysis

Client Sample ID:	TT-SB-26-6.0-8.0		
Lab Sample ID:	JD36084-3	**Date Sampled:**	12/01/21
Matrix:	SO - Soil	**Date Received:**	12/02/21
Method:	SW846 8151A SW846 3546	**Percent Solids:**	89.8
Project:	2nd Avenue and 33-39th Street, Brooklyn, NY		

	File ID	DF	Analyzed	By	Prep Date	Prep Batch	Analytical Batch
Run #1	OA155529.D	1	12/10/21 06:03	RK	12/07/21 10:55	OP36933	GOA5500
Run #2							

	Initial Weight	Final Volume
Run #1	16.6 g	5.0 ml
Run #2		

Herbicide List

CAS No.	Compound	Result	RL	MDL	Units	Q
94-75-7	2,4-D	ND	17	7.5	ug/kg	
93-72-1	2,4,5-TP (Silvex)	ND	3.4	1.9	ug/kg	
93-76-5	2,4,5-T	ND	3.4	1.7	ug/kg	

CAS No.	Surrogate Recoveries	Run# 1	Run# 2	Limits
19719-28-9	2,4-DCAA	38%		10-125%
19719-28-9	2,4-DCAA	30%		10-125%

ND = Not detected MDL = Method Detection Limit
RL = Reporting Limit
E = Indicates value exceeds calibration range

J = Indicates an estimated value
B = Indicates analyte found in associated method blank
N = Indicates presumptive evidence of a compound

Report of Analysis

Client Sample ID:	TT-SB-26-6.0-8.0		
Lab Sample ID:	JD36084-3	**Date Sampled:**	12/01/21
Matrix:	SO - Soil	**Date Received:**	12/02/21
Method:	SW846 8081B SW846 3546	**Percent Solids:**	89.8
Project:	2nd Avenue and 33-39th Street, Brooklyn, NY		

	File ID	DF	Analyzed	By	Prep Date	Prep Batch	Analytical Batch
Run #1 [a]	1G172468.D	1	12/31/21 01:01	RK	12/17/21 14:30	OP37171	G1G5954
Run #2 [b]	1G172005.D	1	12/13/21 08:50	CP	12/06/21 11:35	OP36961	G1G5934

	Initial Weight	Final Volume
Run #1	15.4 g	10.0 ml
Run #2	15.4 g	10.0 ml

Pesticide TCL List

CAS No.	Compound	Result	RL	MDL	Units	Q
309-00-2	Aldrin	ND	0.72	0.60	ug/kg	
319-84-6	alpha-BHC [c]	1.9	0.72	0.59	ug/kg	
319-85-7	beta-BHC	ND	0.72	0.65	ug/kg	
319-86-8	delta-BHC	ND	0.72	0.69	ug/kg	
58-89-9	gamma-BHC (Lindane)	ND	0.72	0.53	ug/kg	
5103-71-9	alpha-Chlordane	ND	0.72	0.58	ug/kg	
5103-74-2	gamma-Chlordane [c]	2.0	0.72	0.33	ug/kg	
60-57-1	Dieldrin	ND	0.72	0.50	ug/kg	
72-54-8	4,4'-DDD	17.9	0.72	0.66	ug/kg	
72-55-9	4,4'-DDE	5.4	0.72	0.63	ug/kg	
50-29-3	4,4'-DDT	ND	0.72	0.64	ug/kg	
72-20-8	Endrin	ND	0.72	0.56	ug/kg	
1031-07-8	Endosulfan sulfate	ND	0.72	0.56	ug/kg	
7421-93-4	Endrin aldehyde	ND	0.72	0.41	ug/kg	
959-98-8	Endosulfan-I	ND	0.72	0.42	ug/kg	
33213-65-9	Endosulfan-II	ND	0.72	0.45	ug/kg	
76-44-8	Heptachlor	ND	0.72	0.62	ug/kg	
1024-57-3	Heptachlor epoxide	ND	0.72	0.51	ug/kg	
72-43-5	Methoxychlor	ND	1.4	0.57	ug/kg	
53494-70-5	Endrin ketone	ND	0.72	0.52	ug/kg	
8001-35-2	Toxaphene	ND	18	17	ug/kg	

CAS No.	Surrogate Recoveries	Run# 1	Run# 2	Limits
877-09-8	Tetrachloro-m-xylene	118%	112%	14-145%
877-09-8	Tetrachloro-m-xylene	106%	106%	14-145%
2051-24-3	Decachlorobiphenyl	101%	104%	10-197%
2051-24-3	Decachlorobiphenyl	149%	137%	10-197%

(a) Had TBA cleanup. Re-extracted due to BS outside in house QC limits. Originally prep date was within holding time.
(b) Had TBA cleanup. Confirmation run.

ND = Not detected MDL = Method Detection Limit
RL = Reporting Limit
E = Indicates value exceeds calibration range
J = Indicates an estimated value
B = Indicates analyte found in associated method blank
N = Indicates presumptive evidence of a compound

Report of Analysis

Client Sample ID:	TT-SB-26-6.0-8.0		
Lab Sample ID:	JD36084-3	**Date Sampled:**	12/01/21
Matrix:	SO - Soil	**Date Received:**	12/02/21
Method:	SW846 8081B SW846 3546	**Percent Solids:**	89.8
Project:	2nd Avenue and 33-39th Street, Brooklyn, NY		

Pesticide TCL List

CAS No.	Compound	Result	RL	MDL	Units	Q

(c) More than 40 % RPD for detected concentrations between the two GC columns.

ND = Not detected MDL = Method Detection Limit J = Indicates an estimated value
RL = Reporting Limit B = Indicates analyte found in associated method blank
E = Indicates value exceeds calibration range N = Indicates presumptive evidence of a compound

Report of Analysis

Client Sample ID:	TT-SB-26-6.0-8.0		
Lab Sample ID:	JD36084-3	**Date Sampled:**	12/01/21
Matrix:	SO - Soil	**Date Received:**	12/02/21
Method:	SW846 8082A SW846 3546	**Percent Solids:**	89.8
Project:	2nd Avenue and 33-39th Street, Brooklyn, NY		

	File ID	DF	Analyzed	By	Prep Date	Prep Batch	Analytical Batch
Run #1	RK7032.D	1	12/08/21 09:29	RK	12/06/21 11:35	OP36962	GRK182
Run #2							

	Initial Weight	Final Volume
Run #1	15.4 g	10.0 ml
Run #2		

PCB List

CAS No.	Compound	Result	RL	MDL	Units	Q
12674-11-2	Aroclor 1016	ND	36	17	ug/kg	
11104-28-2	Aroclor 1221	ND	36	22	ug/kg	
11141-16-5	Aroclor 1232	ND	36	23	ug/kg	
53469-21-9	Aroclor 1242	ND	36	15	ug/kg	
12672-29-6	Aroclor 1248	ND	36	32	ug/kg	
11097-69-1	Aroclor 1254	ND	36	19	ug/kg	
11096-82-5	Aroclor 1260	ND	36	15	ug/kg	
11100-14-4	Aroclor 1268	ND	36	15	ug/kg	
37324-23-5	Aroclor 1262	ND	36	24	ug/kg	

CAS No.	Surrogate Recoveries	Run# 1	Run# 2	Limits
877-09-8	Tetrachloro-m-xylene	111%		24-152%
877-09-8	Tetrachloro-m-xylene	81%		24-152%
2051-24-3	Decachlorobiphenyl	56%		10-172%
2051-24-3	Decachlorobiphenyl	97%		10-172%

ND = Not detected MDL = Method Detection Limit
RL = Reporting Limit
E = Indicates value exceeds calibration range

J = Indicates an estimated value
B = Indicates analyte found in associated method blank
N = Indicates presumptive evidence of a compound

Report of Analysis

Client Sample ID:	TT-SB-26-6.0-8.0		
Lab Sample ID:	JD36084-3	**Date Sampled:**	12/01/21
Matrix:	SO - Soil	**Date Received:**	12/02/21
		Percent Solids:	89.8
Project:	2nd Avenue and 33-39th Street, Brooklyn, NY		

Metals Analysis

Analyte	Result	RL	Units	DF	Prep	Analyzed	By	Method	Prep Method
Aluminum	4270	58	mg/kg	1	12/06/21	12/07/21	ND	SW846 6010D [2]	SW846 3050B [4]
Antimony	< 2.3	2.3	mg/kg	1	12/06/21	12/07/21	ND	SW846 6010D [2]	SW846 3050B [4]
Arsenic	3.9	2.3	mg/kg	1	12/06/21	12/07/21	ND	SW846 6010D [2]	SW846 3050B [4]
Barium	81.7	23	mg/kg	1	12/06/21	12/07/21	ND	SW846 6010D [2]	SW846 3050B [4]
Beryllium	0.28	0.23	mg/kg	1	12/06/21	12/07/21	ND	SW846 6010D [2]	SW846 3050B [4]
Cadmium	< 0.58	0.58	mg/kg	1	12/06/21	12/07/21	ND	SW846 6010D [2]	SW846 3050B [4]
Calcium	29800	1200	mg/kg	2	12/06/21	12/08/21	ND	SW846 6010D [3]	SW846 3050B [4]
Chromium	9.2	1.2	mg/kg	1	12/06/21	12/07/21	ND	SW846 6010D [2]	SW846 3050B [4]
Cobalt	< 5.8	5.8	mg/kg	1	12/06/21	12/07/21	ND	SW846 6010D [2]	SW846 3050B [4]
Copper	10.7	2.9	mg/kg	1	12/06/21	12/07/21	ND	SW846 6010D [2]	SW846 3050B [4]
Iron	9130	58	mg/kg	1	12/06/21	12/07/21	ND	SW846 6010D [2]	SW846 3050B [4]
Lead	53.6	2.3	mg/kg	1	12/06/21	12/07/21	ND	SW846 6010D [2]	SW846 3050B [4]
Magnesium	8370	580	mg/kg	1	12/06/21	12/07/21	ND	SW846 6010D [2]	SW846 3050B [4]
Manganese	582	1.7	mg/kg	1	12/06/21	12/07/21	ND	SW846 6010D [2]	SW846 3050B [4]
Mercury	0.060	0.031	mg/kg	1	12/06/21	12/06/21	SB	SW846 7471B [1]	SW846 7471B [5]
Nickel	12.6	4.6	mg/kg	1	12/06/21	12/07/21	ND	SW846 6010D [2]	SW846 3050B [4]
Potassium	< 1200	1200	mg/kg	1	12/06/21	12/07/21	ND	SW846 6010D [2]	SW846 3050B [4]
Selenium	< 2.3	2.3	mg/kg	1	12/06/21	12/07/21	ND	SW846 6010D [2]	SW846 3050B [4]
Silver	< 0.58	0.58	mg/kg	1	12/06/21	12/07/21	ND	SW846 6010D [2]	SW846 3050B [4]
Sodium	< 1200	1200	mg/kg	1	12/06/21	12/07/21	ND	SW846 6010D [2]	SW846 3050B [4]
Thallium	< 1.2	1.2	mg/kg	1	12/06/21	12/07/21	ND	SW846 6010D [2]	SW846 3050B [4]
Vanadium	21.4	5.8	mg/kg	1	12/06/21	12/07/21	ND	SW846 6010D [2]	SW846 3050B [4]
Zinc	77.0	5.8	mg/kg	1	12/06/21	12/07/21	ND	SW846 6010D [2]	SW846 3050B [4]

(1) Instrument QC Batch: MA51535
(2) Instrument QC Batch: MA51558
(3) Instrument QC Batch: MA51564
(4) Prep QC Batch: MP30189
(5) Prep QC Batch: MP30190

RL = Reporting Limit

Report of Analysis

Client Sample ID:	TT-SB-26-6.0-8.0		
Lab Sample ID:	JD36084-3	**Date Sampled:**	12/01/21
Matrix:	SO - Soil	**Date Received:**	12/02/21
		Percent Solids:	89.8
Project:	2nd Avenue and 33-39th Street, Brooklyn, NY		

General Chemistry

Analyte	Result	RL	Units	DF	Analyzed	By	Method
Cyanide	< 0.23	0.23	mg/kg	1	12/09/21 03:12	EB	SW846 9012B/LACHAT
Solids, Percent	89.8		%	1	12/05/21 15:00	BG	SM2540 G 18TH ED MOD

RL = Reporting Limit

Report of Analysis

Client Sample ID:	TT-SB-26-6.0-8.0		
Lab Sample ID:	JD36084-3A	**Date Sampled:**	12/01/21
Matrix:	SO - Soil	**Date Received:**	12/02/21
Method:	EPA 537M BY ID IN HOUSE	**Percent Solids:**	89.8
Project:	2nd Avenue and 33-39th Street, Brooklyn, NY		

	File ID	DF	Analyzed	By	Prep Date	Prep Batch	Analytical Batch
Run #1 [a]	2Q82026.D	1	12/22/21 03:41	AFL	12/13/21 09:00	F:OP88800	F:S2Q1159
Run #2							

	Initial Weight	Final Volume
Run #1	2.01 g	1.0 ml
Run #2		

PFAS List

CAS No.	Compound	Result	RL	MDL	Units	Q
PERFLUOROALKYLCARBOXYLIC ACIDS						
375-22-4	Perfluorobutanoic acid	ND	1.1	0.42	ug/kg	
2706-90-3	Perfluoropentanoic acid	ND	0.55	0.28	ug/kg	
307-24-4	Perfluorohexanoic acid	ND	0.55	0.28	ug/kg	
375-85-9	Perfluoroheptanoic acid	ND	0.55	0.28	ug/kg	
335-67-1	Perfluorooctanoic acid	ND	0.55	0.28	ug/kg	
375-95-1	Perfluorononanoic acid	ND	0.55	0.28	ug/kg	
335-76-2	Perfluorodecanoic acid	ND	0.55	0.28	ug/kg	
2058-94-8	Perfluoroundecanoic acid	ND	0.55	0.28	ug/kg	
307-55-1	Perfluorododecanoic acid	ND	0.55	0.28	ug/kg	
72629-94-8	Perfluorotridecanoic acid	ND	0.55	0.29	ug/kg	
376-06-7	Perfluorotetradecanoic acid	ND	0.55	0.28	ug/kg	
PERFLUOROALKYLSULFONIC ACIDS						
375-73-5	Perfluorobutanesulfonic acid	ND	0.55	0.28	ug/kg	
355-46-4	Perfluorohexanesulfonic acid	ND	0.55	0.28	ug/kg	
375-92-8	Perfluoroheptanesulfonic acid	ND	0.55	0.28	ug/kg	
1763-23-1	Perfluorooctanesulfonic acid	ND	0.55	0.28	ug/kg	
335-77-3	Perfluorodecanesulfonic acid	ND	0.55	0.28	ug/kg	
PERFLUOROOCTANESULFONAMIDES						
754-91-6	PFOSA	ND	0.55	0.28	ug/kg	
PERFLUOROOCTANESULFONAMIDOACETIC ACIDS						
2355-31-9	MeFOSAA	ND	1.1	0.55	ug/kg	
2991-50-6	EtFOSAA	ND	1.1	0.55	ug/kg	
FLUOROTELOMER SULFONATES						
27619-97-2	6:2 Fluorotelomer sulfonate	ND	1.1	0.28	ug/kg	
39108-34-4	8:2 Fluorotelomer sulfonate	ND	1.1	0.28	ug/kg	

ND = Not detected MDL = Method Detection Limit J = Indicates an estimated value
RL = Reporting Limit B = Indicates analyte found in associated method blank
E = Indicates value exceeds calibration range N = Indicates presumptive evidence of a compound

Report of Analysis

Client Sample ID:	TT-SB-26-6.0-8.0		
Lab Sample ID:	JD36084-3A	**Date Sampled:**	12/01/21
Matrix:	SO - Soil	**Date Received:**	12/02/21
Method:	EPA 537M BY ID IN HOUSE	**Percent Solids:**	89.8
Project:	2nd Avenue and 33-39th Street, Brooklyn, NY		

PFAS List

CAS No.	ID Standard Recoveries	Run# 1	Run# 2	Limits
	13C4-PFBA	86%		40-140%
	13C5-PFPeA	89%		50-150%
	13C5-PFHxA	92%		50-150%
	13C4-PFHpA	94%		50-150%
	13C8-PFOA	93%		50-150%
	13C9-PFNA	95%		50-150%
	13C6-PFDA	95%		50-150%
	13C7-PFUnDA	91%		40-140%
	13C2-PFDoDA	95%		40-140%
	13C2-PFTeDA	99%		30-130%
	13C3-PFBS	89%		50-150%
	13C3-PFHxS	88%		50-150%
	13C8-PFOS	89%		50-150%
	13C8-FOSA	89%		30-130%
	d3-MeFOSAA	89%		40-140%
	d5-EtFOSAA	86%		40-140%
	13C2-6:2FTS	86%		50-150%
	13C2-8:2FTS	93%		50-150%

(a) Analysis performed at SGS Orlando, FL.

ND = Not detected MDL = Method Detection Limit
RL = Reporting Limit
E = Indicates value exceeds calibration range

J = Indicates an estimated value
B = Indicates analyte found in associated method blank
N = Indicates presumptive evidence of a compound

Report of Analysis

Client Sample ID:	TT-SB-27-5.0-7.0		
Lab Sample ID:	JD36084-4	**Date Sampled:**	12/01/21
Matrix:	SO - Soil	**Date Received:**	12/02/21
Method:	SW846 8260D SW846 5035	**Percent Solids:**	89.7
Project:	2nd Avenue and 33-39th Street, Brooklyn, NY		

	File ID	DF	Analyzed	By	Prep Date	Prep Batch	Analytical Batch
Run #1	I240357.D	1	12/04/21 14:42	PS	12/03/21 08:00	n/a	VI9771
Run #2							

	Initial Weight
Run #1	6.0 g
Run #2	

VOA TCL List

CAS No.	Compound	Result	RL	MDL	Units	Q
67-64-1	Acetone	ND	9.3	3.8	ug/kg	
71-43-2	Benzene	ND	0.46	0.42	ug/kg	
74-97-5	Bromochloromethane	ND	4.6	0.52	ug/kg	
75-27-4	Bromodichloromethane	ND	1.9	0.40	ug/kg	
75-25-2	Bromoform	ND	4.6	1.3	ug/kg	
74-83-9	Bromomethane	ND	4.6	0.71	ug/kg	
78-93-3	2-Butanone (MEK)	ND	9.3	2.3	ug/kg	
75-15-0	Carbon disulfide	ND	1.9	0.50	ug/kg	
56-23-5	Carbon tetrachloride	ND	1.9	0.57	ug/kg	
108-90-7	Chlorobenzene	ND	1.9	0.43	ug/kg	
75-00-3	Chloroethane	ND	4.6	0.55	ug/kg	
67-66-3	Chloroform	ND	1.9	0.48	ug/kg	
74-87-3	Chloromethane	ND	4.6	1.8	ug/kg	
110-82-7	Cyclohexane	ND	1.9	0.61	ug/kg	
96-12-8	1,2-Dibromo-3-chloropropane	ND	1.9	0.64	ug/kg	
124-48-1	Dibromochloromethane	ND	1.9	0.52	ug/kg	
106-93-4	1,2-Dibromoethane	ND	0.93	0.39	ug/kg	
95-50-1	1,2-Dichlorobenzene	ND	0.93	0.51	ug/kg	
541-73-1	1,3-Dichlorobenzene	ND	0.93	0.46	ug/kg	
106-46-7	1,4-Dichlorobenzene	ND	0.93	0.46	ug/kg	
75-71-8	Dichlorodifluoromethane	ND	4.6	0.68	ug/kg	
75-34-3	1,1-Dichloroethane	ND	0.93	0.46	ug/kg	
107-06-2	1,2-Dichloroethane	ND	0.93	0.44	ug/kg	
75-35-4	1,1-Dichloroethene	ND	0.93	0.61	ug/kg	
156-59-2	cis-1,2-Dichloroethene	ND	0.93	0.78	ug/kg	
156-60-5	trans-1,2-Dichloroethene	ND	0.93	0.57	ug/kg	
78-87-5	1,2-Dichloropropane	ND	1.9	0.44	ug/kg	
10061-01-5	cis-1,3-Dichloropropene	ND	1.9	0.44	ug/kg	
10061-02-6	trans-1,3-Dichloropropene	ND	1.9	0.42	ug/kg	
100-41-4	Ethylbenzene	ND	0.93	0.42	ug/kg	
76-13-1	Freon 113	ND	4.6	2.5	ug/kg	
591-78-6	2-Hexanone	ND	4.6	2.0	ug/kg	

ND = Not detected MDL = Method Detection Limit
RL = Reporting Limit
E = Indicates value exceeds calibration range

J = Indicates an estimated value
B = Indicates analyte found in associated method blank
N = Indicates presumptive evidence of a compound

Report of Analysis

Client Sample ID:	TT-SB-27-5.0-7.0		
Lab Sample ID:	JD36084-4	**Date Sampled:**	12/01/21
Matrix:	SO - Soil	**Date Received:**	12/02/21
Method:	SW846 8260D SW846 5035	**Percent Solids:**	89.7
Project:	2nd Avenue and 33-39th Street, Brooklyn, NY		

VOA TCL List

CAS No.	Compound	Result	RL	MDL	Units	Q
98-82-8	Isopropylbenzene	ND	1.9	1.3	ug/kg	
79-20-9	Methyl Acetate	ND	4.6	1.3	ug/kg	
108-87-2	Methylcyclohexane	ND	1.9	0.81	ug/kg	
1634-04-4	Methyl Tert Butyl Ether	ND	0.93	0.44	ug/kg	
108-10-1	4-Methyl-2-pentanone(MIBK)	ND	4.6	2.1	ug/kg	
75-09-2	Methylene chloride	ND	4.6	2.4	ug/kg	
100-42-5	Styrene	ND	1.9	0.37	ug/kg	
79-34-5	1,1,2,2-Tetrachloroethane	ND	1.9	0.56	ug/kg	
127-18-4	Tetrachloroethene	ND	1.9	0.54	ug/kg	
108-88-3	Toluene	ND	0.93	0.49	ug/kg	
87-61-6	1,2,3-Trichlorobenzene	ND	4.6	2.3	ug/kg	
120-82-1	1,2,4-Trichlorobenzene	ND	4.6	2.3	ug/kg	
71-55-6	1,1,1-Trichloroethane	ND	1.9	0.45	ug/kg	
79-00-5	1,1,2-Trichloroethane	ND	1.9	0.51	ug/kg	
79-01-6	Trichloroethene	ND	0.93	0.71	ug/kg	
75-69-4	Trichlorofluoromethane	ND	4.6	0.64	ug/kg	
75-01-4	Vinyl chloride	ND	1.9	0.45	ug/kg	
	m,p-Xylene	ND	0.93	0.83	ug/kg	
95-47-6	o-Xylene	ND	0.93	0.43	ug/kg	
1330-20-7	Xylene (total)	ND	0.93	0.43	ug/kg	

CAS No.	Surrogate Recoveries	Run# 1	Run# 2	Limits
1868-53-7	Dibromofluoromethane	101%		72-130%
17060-07-0	1,2-Dichloroethane-D4	105%		75-131%
2037-26-5	Toluene-D8	89%		81-121%
460-00-4	4-Bromofluorobenzene	96%		60-141%

CAS No.	Tentatively Identified Compounds	R.T.	Est. Conc.	Units	Q
	Total TIC, Volatile		0	ug/kg	

ND = Not detected MDL = Method Detection Limit
RL = Reporting Limit
E = Indicates value exceeds calibration range

J = Indicates an estimated value
B = Indicates analyte found in associated method blank
N = Indicates presumptive evidence of a compound

Report of Analysis

Client Sample ID:	TT-SB-27-5.0-7.0		
Lab Sample ID:	JD36084-4	**Date Sampled:**	12/01/21
Matrix:	SO - Soil	**Date Received:**	12/02/21
Method:	SW846 8270E SW846 3546	**Percent Solids:**	89.7
Project:	2nd Avenue and 33-39th Street, Brooklyn, NY		

	File ID	DF	Analyzed	By	Prep Date	Prep Batch	Analytical Batch
Run #1	F204078.D	1	12/06/21 16:02	KLS	12/04/21 10:20	OP36957	EF8943
Run #2							

	Initial Weight	Final Volume
Run #1	30.8 g	1.0 ml
Run #2		

ABN TCL List (SOM0 2.0)

CAS No.	Compound	Result	RL	MDL	Units	Q
95-57-8	2-Chlorophenol	ND	72	18	ug/kg	
59-50-7	4-Chloro-3-methyl phenol	ND	180	22	ug/kg	
120-83-2	2,4-Dichlorophenol	ND	180	31	ug/kg	
105-67-9	2,4-Dimethylphenol	ND	180	64	ug/kg	
51-28-5	2,4-Dinitrophenol	ND	180	140	ug/kg	
534-52-1	4,6-Dinitro-o-cresol	ND	180	39	ug/kg	
95-48-7	2-Methylphenol	ND	72	23	ug/kg	
	3&4-Methylphenol	ND	72	30	ug/kg	
88-75-5	2-Nitrophenol	ND	180	24	ug/kg	
100-02-7	4-Nitrophenol	ND	360	97	ug/kg	
87-86-5	Pentachlorophenol	ND	140	34	ug/kg	
108-95-2	Phenol	ND	72	19	ug/kg	
58-90-2	2,3,4,6-Tetrachlorophenol	ND	180	24	ug/kg	
95-95-4	2,4,5-Trichlorophenol	ND	180	27	ug/kg	
88-06-2	2,4,6-Trichlorophenol	ND	180	22	ug/kg	
83-32-9	Acenaphthene	ND	36	12	ug/kg	
208-96-8	Acenaphthylene	ND	36	18	ug/kg	
98-86-2	Acetophenone	ND	180	7.8	ug/kg	
120-12-7	Anthracene	ND	36	22	ug/kg	
1912-24-9	Atrazine	ND	72	15	ug/kg	
56-55-3	Benzo(a)anthracene	ND	36	10	ug/kg	
50-32-8	Benzo(a)pyrene	ND	36	16	ug/kg	
205-99-2	Benzo(b)fluoranthene	ND	36	16	ug/kg	
191-24-2	Benzo(g,h,i)perylene	ND	36	18	ug/kg	
207-08-9	Benzo(k)fluoranthene	ND	36	17	ug/kg	
101-55-3	4-Bromophenyl phenyl ether	ND	72	14	ug/kg	
85-68-7	Butyl benzyl phthalate	ND	72	8.8	ug/kg	
92-52-4	1,1'-Biphenyl	ND	72	5.0	ug/kg	
100-52-7	Benzaldehyde	ND	180	9.0	ug/kg	
91-58-7	2-Chloronaphthalene	ND	72	8.6	ug/kg	
106-47-8	4-Chloroaniline	ND	180	13	ug/kg	
86-74-8	Carbazole	ND	72	5.2	ug/kg	

ND = Not detected MDL = Method Detection Limit J = Indicates an estimated value
RL = Reporting Limit B = Indicates analyte found in associated method blank
E = Indicates value exceeds calibration range N = Indicates presumptive evidence of a compound

Report of Analysis

Client Sample ID:	TT-SB-27-5.0-7.0		
Lab Sample ID:	JD36084-4	**Date Sampled:**	12/01/21
Matrix:	SO - Soil	**Date Received:**	12/02/21
Method:	SW846 8270E SW846 3546	**Percent Solids:**	89.7
Project:	2nd Avenue and 33-39th Street, Brooklyn, NY		

ABN TCL List (SOM0 2.0)

CAS No.	Compound	Result	RL	MDL	Units	Q
105-60-2	Caprolactam	ND	72	14	ug/kg	
218-01-9	Chrysene	ND	36	11	ug/kg	
111-91-1	bis(2-Chloroethoxy)methane	ND	72	7.7	ug/kg	
111-44-4	bis(2-Chloroethyl)ether	ND	72	16	ug/kg	
108-60-1	2,2'-Oxybis(1-chloropropane)	ND	72	13	ug/kg	
7005-72-3	4-Chlorophenyl phenyl ether	ND	72	12	ug/kg	
121-14-2	2,4-Dinitrotoluene	ND	36	11	ug/kg	
606-20-2	2,6-Dinitrotoluene	ND	36	18	ug/kg	
91-94-1	3,3'-Dichlorobenzidine	ND	72	30	ug/kg	
123-91-1	1,4-Dioxane	ND	36	24	ug/kg	
53-70-3	Dibenzo(a,h)anthracene	ND	36	16	ug/kg	
132-64-9	Dibenzofuran	ND	72	15	ug/kg	
84-74-2	Di-n-butyl phthalate	ND	72	5.9	ug/kg	
117-84-0	Di-n-octyl phthalate	ND	72	9.0	ug/kg	
84-66-2	Diethyl phthalate	ND	72	7.7	ug/kg	
131-11-3	Dimethyl phthalate	ND	72	6.4	ug/kg	
117-81-7	bis(2-Ethylhexyl)phthalate	ND	72	8.5	ug/kg	
206-44-0	Fluoranthene	ND	36	16	ug/kg	
86-73-7	Fluorene	ND	36	17	ug/kg	
118-74-1	Hexachlorobenzene	ND	72	9.2	ug/kg	
87-68-3	Hexachlorobutadiene	ND	36	15	ug/kg	
77-47-4	Hexachlorocyclopentadiene	ND	360	14	ug/kg	
67-72-1	Hexachloroethane	ND	180	18	ug/kg	
193-39-5	Indeno(1,2,3-cd)pyrene	ND	36	17	ug/kg	
78-59-1	Isophorone	ND	72	7.7	ug/kg	
91-57-6	2-Methylnaphthalene	ND	36	8.2	ug/kg	
88-74-4	2-Nitroaniline	ND	180	8.5	ug/kg	
99-09-2	3-Nitroaniline	ND	180	9.0	ug/kg	
100-01-6	4-Nitroaniline	ND	180	9.4	ug/kg	
91-20-3	Naphthalene	ND	36	10	ug/kg	
98-95-3	Nitrobenzene	ND	72	14	ug/kg	
621-64-7	N-Nitroso-di-n-propylamine	ND	72	10	ug/kg	
86-30-6	N-Nitrosodiphenylamine	ND	180	13	ug/kg	
85-01-8	Phenanthrene	ND	36	12	ug/kg	
129-00-0	Pyrene	ND	36	12	ug/kg	
95-94-3	1,2,4,5-Tetrachlorobenzene	ND	180	9.2	ug/kg	

CAS No.	Surrogate Recoveries	Run# 1	Run# 2	Limits
367-12-4	2-Fluorophenol	40%		10-109%

ND = Not detected MDL = Method Detection Limit
RL = Reporting Limit
E = Indicates value exceeds calibration range

J = Indicates an estimated value
B = Indicates analyte found in associated method blank
N = Indicates presumptive evidence of a compound

Report of Analysis

Client Sample ID:	TT-SB-27-5.0-7.0		
Lab Sample ID:	JD36084-4	**Date Sampled:**	12/01/21
Matrix:	SO - Soil	**Date Received:**	12/02/21
Method:	SW846 8270E SW846 3546	**Percent Solids:**	89.7
Project:	2nd Avenue and 33-39th Street, Brooklyn, NY		

ABN TCL List (SOM0 2.0)

CAS No.	Surrogate Recoveries	Run# 1	Run# 2	Limits
4165-62-2	Phenol-d5	39%		10-105%
118-79-6	2,4,6-Tribromophenol	46%		10-135%
4165-60-0	Nitrobenzene-d5	37%		10-119%
321-60-8	2-Fluorobiphenyl	43%		18-112%
1718-51-0	Terphenyl-d14	47%		18-125%

CAS No.	Tentatively Identified Compounds	R.T.	Est. Conc.	Units	Q
	System artifact	3.22	160	ug/kg	J
	System artifact/aldol-condensation	3.27	190	ug/kg	J
	Unknown	12.98	370	ug/kg	J
	Total TIC, Semi-Volatile		370	ug/kg	J

ND = Not detected MDL = Method Detection Limit
RL = Reporting Limit
E = Indicates value exceeds calibration range

J = Indicates an estimated value
B = Indicates analyte found in associated method blank
N = Indicates presumptive evidence of a compound

Report of Analysis

Client Sample ID:	TT-SB-27-5.0-7.0		
Lab Sample ID:	JD36084-4	**Date Sampled:**	12/01/21
Matrix:	SO - Soil	**Date Received:**	12/02/21
Method:	SW846 8270E BY SIM SW846 3546	**Percent Solids:**	89.7
Project:	2nd Avenue and 33-39th Street, Brooklyn, NY		

	File ID	DF	Analyzed	By	Prep Date	Prep Batch	Analytical Batch
Run #1	4M105421.D	1	12/23/21 00:18	NAP	12/04/21 10:20	OP36957A	E4M4896
Run #2							

	Initial Weight	Final Volume
Run #1	30.8 g	1.0 ml
Run #2		

CAS No.	Compound	Result	RL	MDL	Units	Q
123-91-1	1,4-Dioxane	ND	3.6	1.8	ug/kg	

CAS No.	Surrogate Recoveries	Run# 1	Run# 2	Limits
4165-60-0	Nitrobenzene-d5	50%		10-107%
321-60-8	2-Fluorobiphenyl	44%		17-91%
1718-51-0	Terphenyl-d14	51%		17-105%

ND = Not detected MDL = Method Detection Limit J = Indicates an estimated value
RL = Reporting Limit B = Indicates analyte found in associated method blank
E = Indicates value exceeds calibration range N = Indicates presumptive evidence of a compound

Report of Analysis

Client Sample ID:	TT-SB-27-5.0-7.0		
Lab Sample ID:	JD36084-4	**Date Sampled:**	12/01/21
Matrix:	SO - Soil	**Date Received:**	12/02/21
Method:	SW846 8151A SW846 3546	**Percent Solids:**	89.7
Project:	2nd Avenue and 33-39th Street, Brooklyn, NY		

	File ID	DF	Analyzed	By	Prep Date	Prep Batch	Analytical Batch
Run #1	OA155530.D	1	12/10/21 06:31	RK	12/07/21 10:55	OP36933	GOA5500
Run #2							

	Initial Weight	Final Volume
Run #1	15.2 g	5.0 ml
Run #2		

Herbicide List

CAS No.	Compound	Result	RL	MDL	Units	Q
94-75-7	2,4-D	ND	18	8.2	ug/kg	
93-72-1	2,4,5-TP (Silvex)	ND	3.7	2.1	ug/kg	
93-76-5	2,4,5-T	ND	3.7	1.8	ug/kg	

CAS No.	Surrogate Recoveries	Run# 1	Run# 2	Limits
19719-28-9	2,4-DCAA	21%		10-125%
19719-28-9	2,4-DCAA	17%		10-125%

ND = Not detected MDL = Method Detection Limit
RL = Reporting Limit
E = Indicates value exceeds calibration range

J = Indicates an estimated value
B = Indicates analyte found in associated method blank
N = Indicates presumptive evidence of a compound

Report of Analysis

Client Sample ID:	TT-SB-27-5.0-7.0		
Lab Sample ID:	JD36084-4	**Date Sampled:**	12/01/21
Matrix:	SO - Soil	**Date Received:**	12/02/21
Method:	SW846 8081B SW846 3546	**Percent Solids:**	89.7
Project:	2nd Avenue and 33-39th Street, Brooklyn, NY		

	File ID	DF	Analyzed	By	Prep Date	Prep Batch	Analytical Batch
Run #1	1G171969.D	1	12/12/21 20:06	TL	12/06/21 11:35	OP36961	G1G5933
Run #2							

	Initial Weight	Final Volume
Run #1	15.0 g	10.0 ml
Run #2		

Pesticide TCL List

CAS No.	Compound	Result	RL	MDL	Units	Q
309-00-2	Aldrin [a]	ND	0.74	0.61	ug/kg	
319-84-6	alpha-BHC [a]	ND	0.74	0.60	ug/kg	
319-85-7	beta-BHC [a]	ND	0.74	0.67	ug/kg	
319-86-8	delta-BHC [a]	ND	0.74	0.71	ug/kg	
58-89-9	gamma-BHC (Lindane) [a]	ND	0.74	0.55	ug/kg	
5103-71-9	alpha-Chlordane [a]	ND	0.74	0.60	ug/kg	
5103-74-2	gamma-Chlordane [a]	ND	0.74	0.34	ug/kg	
60-57-1	Dieldrin [a]	ND	0.74	0.51	ug/kg	
72-54-8	4,4'-DDD [a]	ND	0.74	0.68	ug/kg	
72-55-9	4,4'-DDE [a]	ND	0.74	0.65	ug/kg	
50-29-3	4,4'-DDT [a]	ND	0.74	0.66	ug/kg	
72-20-8	Endrin [a]	ND	0.74	0.58	ug/kg	
1031-07-8	Endosulfan sulfate [a]	ND	0.74	0.58	ug/kg	
7421-93-4	Endrin aldehyde [a]	ND	0.74	0.42	ug/kg	
959-98-8	Endosulfan-I [a]	ND	0.74	0.43	ug/kg	
33213-65-9	Endosulfan-II [a]	ND	0.74	0.46	ug/kg	
76-44-8	Heptachlor [a]	ND	0.74	0.64	ug/kg	
1024-57-3	Heptachlor epoxide [a]	ND	0.74	0.52	ug/kg	
72-43-5	Methoxychlor [a]	ND	1.5	0.59	ug/kg	
53494-70-5	Endrin ketone	ND	0.74	0.54	ug/kg	
8001-35-2	Toxaphene	ND	19	17	ug/kg	

CAS No.	Surrogate Recoveries	Run# 1	Run# 2	Limits
877-09-8	Tetrachloro-m-xylene	129%		14-145%
877-09-8	Tetrachloro-m-xylene	130%		14-145%
2051-24-3	Decachlorobiphenyl	115%		10-197%
2051-24-3	Decachlorobiphenyl	128%		10-197%

(a) This compound outside control limits biased high in the associated BS.

ND = Not detected MDL = Method Detection Limit
RL = Reporting Limit
E = Indicates value exceeds calibration range

J = Indicates an estimated value
B = Indicates analyte found in associated method blank
N = Indicates presumptive evidence of a compound

Report of Analysis

Client Sample ID:	TT-SB-27-5.0-7.0		
Lab Sample ID:	JD36084-4	**Date Sampled:**	12/01/21
Matrix:	SO - Soil	**Date Received:**	12/02/21
Method:	SW846 8082A SW846 3546	**Percent Solids:**	89.7
Project:	2nd Avenue and 33-39th Street, Brooklyn, NY		

	File ID	DF	Analyzed	By	Prep Date	Prep Batch	Analytical Batch
Run #1	RK7033.D	1	12/08/21 09:46	RK	12/06/21 11:35	OP36962	GRK182
Run #2							

	Initial Weight	Final Volume
Run #1	15.0 g	10.0 ml
Run #2		

PCB List

CAS No.	Compound	Result	RL	MDL	Units	Q
12674-11-2	Aroclor 1016	ND	37	17	ug/kg	
11104-28-2	Aroclor 1221	ND	37	23	ug/kg	
11141-16-5	Aroclor 1232	ND	37	24	ug/kg	
53469-21-9	Aroclor 1242	ND	37	15	ug/kg	
12672-29-6	Aroclor 1248	ND	37	33	ug/kg	
11097-69-1	Aroclor 1254	ND	37	20	ug/kg	
11096-82-5	Aroclor 1260	ND	37	16	ug/kg	
11100-14-4	Aroclor 1268	ND	37	16	ug/kg	
37324-23-5	Aroclor 1262	ND	37	24	ug/kg	

CAS No.	Surrogate Recoveries	Run# 1	Run# 2	Limits
877-09-8	Tetrachloro-m-xylene	146%		24-152%
877-09-8	Tetrachloro-m-xylene	142%		24-152%
2051-24-3	Decachlorobiphenyl	83%		10-172%
2051-24-3	Decachlorobiphenyl	124%		10-172%

ND = Not detected MDL = Method Detection Limit J = Indicates an estimated value
RL = Reporting Limit B = Indicates analyte found in associated method blank
E = Indicates value exceeds calibration range N = Indicates presumptive evidence of a compound

Report of Analysis

Client Sample ID:	TT-SB-27-5.0-7.0		
Lab Sample ID:	JD36084-4	**Date Sampled:**	12/01/21
Matrix:	SO - Soil	**Date Received:**	12/02/21
		Percent Solids:	89.7
Project:	2nd Avenue and 33-39th Street, Brooklyn, NY		

Metals Analysis

Analyte	Result	RL	Units	DF	Prep	Analyzed	By	Method	Prep Method
Aluminum	7040	59	mg/kg	1	12/06/21	12/07/21	ND	SW846 6010D [2]	SW846 3050B [3]
Antimony	< 2.3	2.3	mg/kg	1	12/06/21	12/07/21	ND	SW846 6010D [2]	SW846 3050B [3]
Arsenic	3.2	2.3	mg/kg	1	12/06/21	12/07/21	ND	SW846 6010D [2]	SW846 3050B [3]
Barium	35.1	23	mg/kg	1	12/06/21	12/07/21	ND	SW846 6010D [2]	SW846 3050B [3]
Beryllium	0.52	0.23	mg/kg	1	12/06/21	12/07/21	ND	SW846 6010D [2]	SW846 3050B [3]
Cadmium	< 0.59	0.59	mg/kg	1	12/06/21	12/07/21	ND	SW846 6010D [2]	SW846 3050B [3]
Calcium	1120	590	mg/kg	1	12/06/21	12/07/21	ND	SW846 6010D [2]	SW846 3050B [3]
Chromium	12.7	1.2	mg/kg	1	12/06/21	12/07/21	ND	SW846 6010D [2]	SW846 3050B [3]
Cobalt	< 5.9	5.9	mg/kg	1	12/06/21	12/07/21	ND	SW846 6010D [2]	SW846 3050B [3]
Copper	11.3	2.9	mg/kg	1	12/06/21	12/07/21	ND	SW846 6010D [2]	SW846 3050B [3]
Iron	11900	59	mg/kg	1	12/06/21	12/07/21	ND	SW846 6010D [2]	SW846 3050B [3]
Lead	25.0	2.3	mg/kg	1	12/06/21	12/07/21	ND	SW846 6010D [2]	SW846 3050B [3]
Magnesium	2080	590	mg/kg	1	12/06/21	12/07/21	ND	SW846 6010D [2]	SW846 3050B [3]
Manganese	232	1.8	mg/kg	1	12/06/21	12/07/21	ND	SW846 6010D [2]	SW846 3050B [3]
Mercury	< 0.029	0.029	mg/kg	1	12/06/21	12/06/21	SB	SW846 7471B [1]	SW846 7471B [4]
Nickel	13.4	4.7	mg/kg	1	12/06/21	12/07/21	ND	SW846 6010D [2]	SW846 3050B [3]
Potassium	< 1200	1200	mg/kg	1	12/06/21	12/07/21	ND	SW846 6010D [2]	SW846 3050B [3]
Selenium	< 2.3	2.3	mg/kg	1	12/06/21	12/07/21	ND	SW846 6010D [2]	SW846 3050B [3]
Silver	< 0.59	0.59	mg/kg	1	12/06/21	12/07/21	ND	SW846 6010D [2]	SW846 3050B [3]
Sodium	< 1200	1200	mg/kg	1	12/06/21	12/07/21	ND	SW846 6010D [2]	SW846 3050B [3]
Thallium	< 1.2	1.2	mg/kg	1	12/06/21	12/07/21	ND	SW846 6010D [2]	SW846 3050B [3]
Vanadium	21.1	5.9	mg/kg	1	12/06/21	12/07/21	ND	SW846 6010D [2]	SW846 3050B [3]
Zinc	35.8	5.9	mg/kg	1	12/06/21	12/07/21	ND	SW846 6010D [2]	SW846 3050B [3]

(1) Instrument QC Batch: MA51535
(2) Instrument QC Batch: MA51558
(3) Prep QC Batch: MP30189
(4) Prep QC Batch: MP30190

RL = Reporting Limit

Report of Analysis

Client Sample ID:	TT-SB-27-5.0-7.0		
Lab Sample ID:	JD36084-4	**Date Sampled:**	12/01/21
Matrix:	SO - Soil	**Date Received:**	12/02/21
		Percent Solids:	89.7
Project:	2nd Avenue and 33-39th Street, Brooklyn, NY		

General Chemistry

Analyte	Result	RL	Units	DF	Analyzed	By	Method
Cyanide	< 0.23	0.23	mg/kg	1	12/09/21 03:13	EB	SW846 9012B/LACHAT
Solids, Percent	89.7		%	1	12/05/21 15:00	BG	SM2540 G 18TH ED MOD

RL = Reporting Limit

Report of Analysis

Client Sample ID:	TT-SB-27-5.0-7.0		
Lab Sample ID:	JD36084-4A	**Date Sampled:**	12/01/21
Matrix:	SO - Soil	**Date Received:**	12/02/21
Method:	EPA 537M BY ID IN HOUSE	**Percent Solids:**	89.7
Project:	2nd Avenue and 33-39th Street, Brooklyn, NY		

	File ID	DF	Analyzed	By	Prep Date	Prep Batch	Analytical Batch
Run #1 [a]	2Q82027.D	1	12/22/21 03:59	AFL	12/13/21 09:00	F:OP88800	F:S2Q1159
Run #2							

	Initial Weight	Final Volume
Run #1	2.02 g	1.0 ml
Run #2		

PFAS List

CAS No.	Compound	Result	RL	MDL	Units	Q
PERFLUOROALKYLCARBOXYLIC ACIDS						
375-22-4	Perfluorobutanoic acid	ND	1.1	0.42	ug/kg	
2706-90-3	Perfluoropentanoic acid	ND	0.55	0.28	ug/kg	
307-24-4	Perfluorohexanoic acid	ND	0.55	0.28	ug/kg	
375-85-9	Perfluoroheptanoic acid	ND	0.55	0.28	ug/kg	
335-67-1	Perfluorooctanoic acid	ND	0.55	0.28	ug/kg	
375-95-1	Perfluorononanoic acid	ND	0.55	0.28	ug/kg	
335-76-2	Perfluorodecanoic acid	ND	0.55	0.28	ug/kg	
2058-94-8	Perfluoroundecanoic acid	ND	0.55	0.28	ug/kg	
307-55-1	Perfluorododecanoic acid	ND	0.55	0.28	ug/kg	
72629-94-8	Perfluorotridecanoic acid	ND	0.55	0.29	ug/kg	
376-06-7	Perfluorotetradecanoic acid	ND	0.55	0.28	ug/kg	
PERFLUOROALKYLSULFONIC ACIDS						
375-73-5	Perfluorobutanesulfonic acid	ND	0.55	0.28	ug/kg	
355-46-4	Perfluorohexanesulfonic acid	ND	0.55	0.28	ug/kg	
375-92-8	Perfluoroheptanesulfonic acid	ND	0.55	0.28	ug/kg	
1763-23-1	Perfluorooctanesulfonic acid	0.35	0.55	0.28	ug/kg	J
335-77-3	Perfluorodecanesulfonic acid	ND	0.55	0.28	ug/kg	
PERFLUOROOCTANESULFONAMIDES						
754-91-6	PFOSA	ND	0.55	0.28	ug/kg	
PERFLUOROOCTANESULFONAMIDOACETIC ACIDS						
2355-31-9	MeFOSAA	ND	1.1	0.55	ug/kg	
2991-50-6	EtFOSAA	ND	1.1	0.55	ug/kg	
FLUOROTELOMER SULFONATES						
27619-97-2	6:2 Fluorotelomer sulfonate	ND	1.1	0.28	ug/kg	
39108-34-4	8:2 Fluorotelomer sulfonate	ND	1.1	0.28	ug/kg	

ND = Not detected MDL = Method Detection Limit J = Indicates an estimated value
RL = Reporting Limit B = Indicates analyte found in associated method blank
E = Indicates value exceeds calibration range N = Indicates presumptive evidence of a compound

Report of Analysis

Client Sample ID:	TT-SB-27-5.0-7.0		
Lab Sample ID:	JD36084-4A	**Date Sampled:**	12/01/21
Matrix:	SO - Soil	**Date Received:**	12/02/21
Method:	EPA 537M BY ID IN HOUSE	**Percent Solids:**	89.7
Project:	2nd Avenue and 33-39th Street, Brooklyn, NY		

PFAS List

CAS No.	ID Standard Recoveries	Run# 1	Run# 2	Limits
	13C4-PFBA	82%		40-140%
	13C5-PFPeA	85%		50-150%
	13C5-PFHxA	88%		50-150%
	13C4-PFHpA	91%		50-150%
	13C8-PFOA	89%		50-150%
	13C9-PFNA	90%		50-150%
	13C6-PFDA	93%		50-150%
	13C7-PFUnDA	89%		40-140%
	13C2-PFDoDA	91%		40-140%
	13C2-PFTeDA	93%		30-130%
	13C3-PFBS	83%		50-150%
	13C3-PFHxS	85%		50-150%
	13C8-PFOS	87%		50-150%
	13C8-FOSA	88%		30-130%
	d3-MeFOSAA	68%		40-140%
	d5-EtFOSAA	69%		40-140%
	13C2-6:2FTS	81%		50-150%
	13C2-8:2FTS	87%		50-150%

(a) Analysis performed at SGS Orlando, FL.

ND = Not detected MDL = Method Detection Limit
RL = Reporting Limit
E = Indicates value exceeds calibration range

J = Indicates an estimated value
B = Indicates analyte found in associated method blank
N = Indicates presumptive evidence of a compound

Report of Analysis

Client Sample ID:	SDUP-02		
Lab Sample ID:	JD36084-5	**Date Sampled:**	12/01/21
Matrix:	SO - Soil	**Date Received:**	12/02/21
Method:	SW846 8260D SW846 5035	**Percent Solids:**	90.3
Project:	2nd Avenue and 33-39th Street, Brooklyn, NY		

	File ID	DF	Analyzed	By	Prep Date	Prep Batch	Analytical Batch
Run #1	I240358.D	1	12/04/21 15:02	PS	12/03/21 08:00	n/a	VI9771
Run #2							

	Initial Weight
Run #1	6.1 g
Run #2	

VOA TCL List

CAS No.	Compound	Result	RL	MDL	Units	Q
67-64-1	Acetone	14.9	9.1	3.8	ug/kg	
71-43-2	Benzene	ND	0.45	0.41	ug/kg	
74-97-5	Bromochloromethane	ND	4.5	0.51	ug/kg	
75-27-4	Bromodichloromethane	ND	1.8	0.39	ug/kg	
75-25-2	Bromoform	ND	4.5	1.2	ug/kg	
74-83-9	Bromomethane	ND	4.5	0.69	ug/kg	
78-93-3	2-Butanone (MEK)	ND	9.1	2.2	ug/kg	
75-15-0	Carbon disulfide	ND	1.8	0.49	ug/kg	
56-23-5	Carbon tetrachloride	ND	1.8	0.56	ug/kg	
108-90-7	Chlorobenzene	ND	1.8	0.42	ug/kg	
75-00-3	Chloroethane	ND	4.5	0.54	ug/kg	
67-66-3	Chloroform	ND	1.8	0.47	ug/kg	
74-87-3	Chloromethane	ND	4.5	1.8	ug/kg	
110-82-7	Cyclohexane	ND	1.8	0.60	ug/kg	
96-12-8	1,2-Dibromo-3-chloropropane	ND	1.8	0.63	ug/kg	
124-48-1	Dibromochloromethane	ND	1.8	0.51	ug/kg	
106-93-4	1,2-Dibromoethane	ND	0.91	0.38	ug/kg	
95-50-1	1,2-Dichlorobenzene	ND	0.91	0.50	ug/kg	
541-73-1	1,3-Dichlorobenzene	ND	0.91	0.45	ug/kg	
106-46-7	1,4-Dichlorobenzene	ND	0.91	0.45	ug/kg	
75-71-8	Dichlorodifluoromethane	ND	4.5	0.66	ug/kg	
75-34-3	1,1-Dichloroethane	ND	0.91	0.45	ug/kg	
107-06-2	1,2-Dichloroethane	ND	0.91	0.43	ug/kg	
75-35-4	1,1-Dichloroethene	ND	0.91	0.59	ug/kg	
156-59-2	cis-1,2-Dichloroethene	ND	0.91	0.76	ug/kg	
156-60-5	trans-1,2-Dichloroethene	ND	0.91	0.55	ug/kg	
78-87-5	1,2-Dichloropropane	ND	1.8	0.43	ug/kg	
10061-01-5	cis-1,3-Dichloropropene	ND	1.8	0.43	ug/kg	
10061-02-6	trans-1,3-Dichloropropene	ND	1.8	0.41	ug/kg	
100-41-4	Ethylbenzene	ND	0.91	0.41	ug/kg	
76-13-1	Freon 113	ND	4.5	2.4	ug/kg	
591-78-6	2-Hexanone	ND	4.5	1.9	ug/kg	

ND = Not detected MDL = Method Detection Limit
RL = Reporting Limit
E = Indicates value exceeds calibration range

J = Indicates an estimated value
B = Indicates analyte found in associated method blank
N = Indicates presumptive evidence of a compound

Report of Analysis

Client Sample ID:	SDUP-02		
Lab Sample ID:	JD36084-5	**Date Sampled:**	12/01/21
Matrix:	SO - Soil	**Date Received:**	12/02/21
Method:	SW846 8260D SW846 5035	**Percent Solids:**	90.3
Project:	2nd Avenue and 33-39th Street, Brooklyn, NY		

VOA TCL List

CAS No.	Compound	Result	RL	MDL	Units	Q
98-82-8	Isopropylbenzene	ND	1.8	1.3	ug/kg	
79-20-9	Methyl Acetate	ND	4.5	1.3	ug/kg	
108-87-2	Methylcyclohexane	ND	1.8	0.79	ug/kg	
1634-04-4	Methyl Tert Butyl Ether	ND	0.91	0.43	ug/kg	
108-10-1	4-Methyl-2-pentanone(MIBK)	ND	4.5	2.1	ug/kg	
75-09-2	Methylene chloride	ND	4.5	2.4	ug/kg	
100-42-5	Styrene	ND	1.8	0.36	ug/kg	
79-34-5	1,1,2,2-Tetrachloroethane	ND	1.8	0.54	ug/kg	
127-18-4	Tetrachloroethene	ND	1.8	0.53	ug/kg	
108-88-3	Toluene	ND	0.91	0.48	ug/kg	
87-61-6	1,2,3-Trichlorobenzene	ND	4.5	2.3	ug/kg	
120-82-1	1,2,4-Trichlorobenzene	ND	4.5	2.3	ug/kg	
71-55-6	1,1,1-Trichloroethane	ND	1.8	0.44	ug/kg	
79-00-5	1,1,2-Trichloroethane	ND	1.8	0.50	ug/kg	
79-01-6	Trichloroethene	ND	0.91	0.69	ug/kg	
75-69-4	Trichlorofluoromethane	ND	4.5	0.62	ug/kg	
75-01-4	Vinyl chloride	ND	1.8	0.44	ug/kg	
	m,p-Xylene	ND	0.91	0.81	ug/kg	
95-47-6	o-Xylene	ND	0.91	0.42	ug/kg	
1330-20-7	Xylene (total)	ND	0.91	0.42	ug/kg	

CAS No.	Surrogate Recoveries	Run# 1	Run# 2	Limits
1868-53-7	Dibromofluoromethane	102%		72-130%
17060-07-0	1,2-Dichloroethane-D4	105%		75-131%
2037-26-5	Toluene-D8	88%		81-121%
460-00-4	4-Bromofluorobenzene	95%		60-141%

CAS No.	Tentatively Identified Compounds	R.T.	Est. Conc.	Units	Q
	Total TIC, Volatile		0	ug/kg	

ND = Not detected MDL = Method Detection Limit
RL = Reporting Limit
E = Indicates value exceeds calibration range

J = Indicates an estimated value
B = Indicates analyte found in associated method blank
N = Indicates presumptive evidence of a compound

Report of Analysis

Client Sample ID:	SDUP-02		
Lab Sample ID:	JD36084-5	**Date Sampled:**	12/01/21
Matrix:	SO - Soil	**Date Received:**	12/02/21
Method:	SW846 8270E SW846 3546	**Percent Solids:**	90.3
Project:	2nd Avenue and 33-39th Street, Brooklyn, NY		

	File ID	DF	Analyzed	By	Prep Date	Prep Batch	Analytical Batch
Run #1	F204090.D	1	12/06/21 21:05	KLS	12/04/21 10:20	OP36957	EF8943
Run #2							

	Initial Weight	Final Volume
Run #1	30.6 g	1.0 ml
Run #2		

ABN TCL List (SOM0 2.0)

CAS No.	Compound	Result	RL	MDL	Units	Q
95-57-8	2-Chlorophenol	ND	72	18	ug/kg	
59-50-7	4-Chloro-3-methyl phenol	ND	180	22	ug/kg	
120-83-2	2,4-Dichlorophenol	ND	180	31	ug/kg	
105-67-9	2,4-Dimethylphenol	ND	180	64	ug/kg	
51-28-5	2,4-Dinitrophenol	ND	180	140	ug/kg	
534-52-1	4,6-Dinitro-o-cresol	ND	180	39	ug/kg	
95-48-7	2-Methylphenol	ND	72	23	ug/kg	
	3&4-Methylphenol	ND	72	30	ug/kg	
88-75-5	2-Nitrophenol	ND	180	24	ug/kg	
100-02-7	4-Nitrophenol	ND	360	97	ug/kg	
87-86-5	Pentachlorophenol	ND	140	34	ug/kg	
108-95-2	Phenol	ND	72	19	ug/kg	
58-90-2	2,3,4,6-Tetrachlorophenol	ND	180	24	ug/kg	
95-95-4	2,4,5-Trichlorophenol	ND	180	27	ug/kg	
88-06-2	2,4,6-Trichlorophenol	ND	180	22	ug/kg	
83-32-9	Acenaphthene	53.5	36	12	ug/kg	
208-96-8	Acenaphthylene	91.0	36	18	ug/kg	
98-86-2	Acetophenone	ND	180	7.8	ug/kg	
120-12-7	Anthracene	303	36	22	ug/kg	
1912-24-9	Atrazine	ND	72	15	ug/kg	
56-55-3	Benzo(a)anthracene	1780	36	10	ug/kg	
50-32-8	Benzo(a)pyrene	1560	36	16	ug/kg	
205-99-2	Benzo(b)fluoranthene	1940	36	16	ug/kg	
191-24-2	Benzo(g,h,i)perylene	892	36	18	ug/kg	
207-08-9	Benzo(k)fluoranthene	690	36	17	ug/kg	
101-55-3	4-Bromophenyl phenyl ether	ND	72	14	ug/kg	
85-68-7	Butyl benzyl phthalate	ND	72	8.8	ug/kg	
92-52-4	1,1'-Biphenyl	ND	72	5.0	ug/kg	
100-52-7	Benzaldehyde	ND	180	9.0	ug/kg	
91-58-7	2-Chloronaphthalene	ND	72	8.6	ug/kg	
106-47-8	4-Chloroaniline	ND	180	13	ug/kg	
86-74-8	Carbazole	45.3	72	5.2	ug/kg	J

ND = Not detected MDL = Method Detection Limit
RL = Reporting Limit
E = Indicates value exceeds calibration range

J = Indicates an estimated value
B = Indicates analyte found in associated method blank
N = Indicates presumptive evidence of a compound

Report of Analysis

Client Sample ID:	SDUP-02		
Lab Sample ID:	JD36084-5	**Date Sampled:**	12/01/21
Matrix:	SO - Soil	**Date Received:**	12/02/21
Method:	SW846 8270E SW846 3546	**Percent Solids:**	90.3
Project:	2nd Avenue and 33-39th Street, Brooklyn, NY		

ABN TCL List (SOM0 2.0)

CAS No.	Compound	Result	RL	MDL	Units	Q
105-60-2	Caprolactam	ND	72	14	ug/kg	
218-01-9	Chrysene	1700	36	11	ug/kg	
111-91-1	bis(2-Chloroethoxy)methane	ND	72	7.7	ug/kg	
111-44-4	bis(2-Chloroethyl)ether	ND	72	16	ug/kg	
108-60-1	2,2'-Oxybis(1-chloropropane)	ND	72	13	ug/kg	
7005-72-3	4-Chlorophenyl phenyl ether	ND	72	12	ug/kg	
121-14-2	2,4-Dinitrotoluene	ND	36	11	ug/kg	
606-20-2	2,6-Dinitrotoluene	ND	36	18	ug/kg	
91-94-1	3,3'-Dichlorobenzidine	ND	72	30	ug/kg	
123-91-1	1,4-Dioxane	ND	36	24	ug/kg	
53-70-3	Dibenzo(a,h)anthracene	281	36	16	ug/kg	
132-64-9	Dibenzofuran	24.5	72	15	ug/kg	J
84-74-2	Di-n-butyl phthalate	ND	72	5.9	ug/kg	
117-84-0	Di-n-octyl phthalate	ND	72	9.0	ug/kg	
84-66-2	Diethyl phthalate	ND	72	7.7	ug/kg	
131-11-3	Dimethyl phthalate	ND	72	6.4	ug/kg	
117-81-7	bis(2-Ethylhexyl)phthalate	ND	72	8.5	ug/kg	
206-44-0	Fluoranthene	3090	36	16	ug/kg	
86-73-7	Fluorene	45.7	36	17	ug/kg	
118-74-1	Hexachlorobenzene	ND	72	9.2	ug/kg	
87-68-3	Hexachlorobutadiene	ND	36	15	ug/kg	
77-47-4	Hexachlorocyclopentadiene	ND	360	14	ug/kg	
67-72-1	Hexachloroethane	ND	180	18	ug/kg	
193-39-5	Indeno(1,2,3-cd)pyrene	1110	36	17	ug/kg	
78-59-1	Isophorone	ND	72	7.7	ug/kg	
91-57-6	2-Methylnaphthalene	ND	36	8.2	ug/kg	
88-74-4	2-Nitroaniline	ND	180	8.5	ug/kg	
99-09-2	3-Nitroaniline	ND	180	9.0	ug/kg	
100-01-6	4-Nitroaniline	ND	180	9.4	ug/kg	
91-20-3	Naphthalene	10.1	36	10	ug/kg	J
98-95-3	Nitrobenzene	ND	72	14	ug/kg	
621-64-7	N-Nitroso-di-n-propylamine	ND	72	10	ug/kg	
86-30-6	N-Nitrosodiphenylamine	ND	180	13	ug/kg	
85-01-8	Phenanthrene	1050	36	12	ug/kg	
129-00-0	Pyrene	3030	36	12	ug/kg	
95-94-3	1,2,4,5-Tetrachlorobenzene	ND	180	9.2	ug/kg	

CAS No.	Surrogate Recoveries	Run# 1	Run# 2	Limits
367-12-4	2-Fluorophenol	47%		10-109%

ND = Not detected MDL = Method Detection Limit
RL = Reporting Limit
E = Indicates value exceeds calibration range

J = Indicates an estimated value
B = Indicates analyte found in associated method blank
N = Indicates presumptive evidence of a compound

Report of Analysis

Client Sample ID:	SDUP-02		
Lab Sample ID:	JD36084-5	**Date Sampled:**	12/01/21
Matrix:	SO - Soil	**Date Received:**	12/02/21
Method:	SW846 8270E SW846 3546	**Percent Solids:**	90.3
Project:	2nd Avenue and 33-39th Street, Brooklyn, NY		

ABN TCL List (SOM0 2.0)

CAS No.	Surrogate Recoveries	Run# 1	Run# 2	Limits
4165-62-2	Phenol-d5	46%		10-105%
118-79-6	2,4,6-Tribromophenol	59%		10-135%
4165-60-0	Nitrobenzene-d5	43%		10-119%
321-60-8	2-Fluorobiphenyl	53%		18-112%
1718-51-0	Terphenyl-d14	55%		18-125%

CAS No.	Tentatively Identified Compounds	R.T.	Est. Conc.	Units	Q
	System artifact	3.22	180	ug/kg	J
	System artifact/aldol-condensation	3.27	220	ug/kg	J
	Sulfur	8.93	200	ug/kg	J
	Anthracene methyl	9.50	250	ug/kg	J
	Phenanthrene methyl	9.54	320	ug/kg	J
203-64-5	4H-Cyclopenta[def]phenanthrene	9.68	500	ug/kg	JN
	Phenanthrene methyl	9.73	280	ug/kg	J
	Naphthalene phenyl	10.06	380	ug/kg	J
	Phenanthrene dimethyl	10.54	300	ug/kg	J
	Unknown	10.59	170	ug/kg	J
10544-50-0	Cyclic octaatomic sulfur	10.89	2900	ug/kg	JN
	11H-Benzofluorene	11.98	230	ug/kg	J
	11H-Benzofluorene	12.13	160	ug/kg	J
	Unknown ketone	13.08	170	ug/kg	J
	Benzonaphthothiophene	13.32	150	ug/kg	J
	Unknown	13.40	200	ug/kg	J
	Unknown	14.10	150	ug/kg	J
	Chrysene methyl	14.81	190	ug/kg	J
	Unknown PAH substance	16.38	400	ug/kg	J
	Unknown PAH substance	16.72	1100	ug/kg	J
	Unknown PAH substance	18.70	360	ug/kg	J
	Unknown PAH substance	19.10	290	ug/kg	J
	Unknown PAH substance	19.15	150	ug/kg	J
	Unknown PAH substance	19.51	210	ug/kg	J
	Total TIC, Semi-Volatile		9060	ug/kg	J

ND = Not detected MDL = Method Detection Limit J = Indicates an estimated value
RL = Reporting Limit B = Indicates analyte found in associated method blank
E = Indicates value exceeds calibration range N = Indicates presumptive evidence of a compound

Report of Analysis

Client Sample ID:	SDUP-02		
Lab Sample ID:	JD36084-5	**Date Sampled:**	12/01/21
Matrix:	SO - Soil	**Date Received:**	12/02/21
Method:	SW846 8270E BY SIM SW846 3546	**Percent Solids:**	90.3
Project:	2nd Avenue and 33-39th Street, Brooklyn, NY		

	File ID	DF	Analyzed	By	Prep Date	Prep Batch	Analytical Batch
Run #1	4M105392.D	1	12/22/21 07:47	CS	12/04/21 10:20	OP36957A	E4M4895
Run #2							

	Initial Weight	Final Volume
Run #1	30.6 g	1.0 ml
Run #2		

CAS No.	Compound	Result	RL	MDL	Units	Q
123-91-1	1,4-Dioxane	ND	3.6	1.8	ug/kg	

CAS No.	Surrogate Recoveries	Run# 1	Run# 2	Limits
4165-60-0	Nitrobenzene-d5	58%		10-107%
321-60-8	2-Fluorobiphenyl	53%		17-91%
1718-51-0	Terphenyl-d14	63%		17-105%

ND = Not detected MDL = Method Detection Limit J = Indicates an estimated value
RL = Reporting Limit B = Indicates analyte found in associated method blank
E = Indicates value exceeds calibration range N = Indicates presumptive evidence of a compound

Report of Analysis

Client Sample ID:	SDUP-02		
Lab Sample ID:	JD36084-5	**Date Sampled:**	12/01/21
Matrix:	SO - Soil	**Date Received:**	12/02/21
Method:	SW846 8151A SW846 3546	**Percent Solids:**	90.3
Project:	2nd Avenue and 33-39th Street, Brooklyn, NY		

	File ID	DF	Analyzed	By	Prep Date	Prep Batch	Analytical Batch
Run #1	OA155531.D	1	12/10/21 06:59	RK	12/07/21 10:55	OP36933	GOA5500
Run #2							

	Initial Weight	Final Volume
Run #1	16.7 g	5.0 ml
Run #2		

Herbicide List

CAS No.	Compound	Result	RL	MDL	Units	Q
94-75-7	2,4-D	ND	17	7.4	ug/kg	
93-72-1	2,4,5-TP (Silvex)	ND	3.3	1.9	ug/kg	
93-76-5	2,4,5-T	ND	3.3	1.7	ug/kg	

CAS No.	Surrogate Recoveries	Run# 1	Run# 2	Limits
19719-28-9	2,4-DCAA	55%		10-125%
19719-28-9	2,4-DCAA	42%		10-125%

ND = Not detected MDL = Method Detection Limit
RL = Reporting Limit
E = Indicates value exceeds calibration range

J = Indicates an estimated value
B = Indicates analyte found in associated method blank
N = Indicates presumptive evidence of a compound

Report of Analysis

Client Sample ID:	SDUP-02		
Lab Sample ID:	JD36084-5	**Date Sampled:**	12/01/21
Matrix:	SO - Soil	**Date Received:**	12/02/21
Method:	SW846 8081B SW846 3546	**Percent Solids:**	90.3
Project:	2nd Avenue and 33-39th Street, Brooklyn, NY		

	File ID	DF	Analyzed	By	Prep Date	Prep Batch	Analytical Batch
Run #1 [a]	1G172469.D	1	12/31/21 01:19	RK	12/17/21 14:30	OP37171	G1G5954
Run #2 [b]	1G172006.D	1	12/13/21 09:08	CP	12/06/21 11:35	OP36961	G1G5934

	Initial Weight	Final Volume
Run #1	16.2 g	10.0 ml
Run #2	15.6 g	10.0 ml

Pesticide TCL List

CAS No.	Compound	Result	RL	MDL	Units	Q
309-00-2	Aldrin	ND	0.68	0.56	ug/kg	
319-84-6	alpha-BHC	ND	0.68	0.56	ug/kg	
319-85-7	beta-BHC	ND	0.68	0.62	ug/kg	
319-86-8	delta-BHC	ND	0.68	0.66	ug/kg	
58-89-9	gamma-BHC (Lindane) [c]	2.1	0.68	0.50	ug/kg	
5103-71-9	alpha-Chlordane	ND	0.68	0.55	ug/kg	
5103-74-2	gamma-Chlordane	ND	0.68	0.31	ug/kg	
60-57-1	Dieldrin	ND	0.68	0.47	ug/kg	
72-54-8	4,4'-DDD	3.2	0.68	0.63	ug/kg	
72-55-9	4,4'-DDE	3.1	0.68	0.60	ug/kg	
50-29-3	4,4'-DDT	ND	0.68	0.61	ug/kg	
72-20-8	Endrin	ND	0.68	0.53	ug/kg	
1031-07-8	Endosulfan sulfate	ND	0.68	0.53	ug/kg	
7421-93-4	Endrin aldehyde	ND	0.68	0.39	ug/kg	
959-98-8	Endosulfan-I	ND	0.68	0.39	ug/kg	
33213-65-9	Endosulfan-II	ND	0.68	0.43	ug/kg	
76-44-8	Heptachlor	ND	0.68	0.59	ug/kg	
1024-57-3	Heptachlor epoxide	ND	0.68	0.48	ug/kg	
72-43-5	Methoxychlor	ND	1.4	0.54	ug/kg	
53494-70-5	Endrin ketone	ND	0.68	0.49	ug/kg	
8001-35-2	Toxaphene	ND	17	16	ug/kg	

CAS No.	Surrogate Recoveries	Run# 1	Run# 2	Limits
877-09-8	Tetrachloro-m-xylene	45%	57%	14-145%
877-09-8	Tetrachloro-m-xylene	42%	58%	14-145%
2051-24-3	Decachlorobiphenyl	33%	53%	10-197%
2051-24-3	Decachlorobiphenyl	63%	82%	10-197%

(a) Had TBA cleanup. Re-extracted due to BS outside in house QC limits. Originally prep date was within holding time.
(b) Had TBA cleanup. Confirmation run.

ND = Not detected MDL = Method Detection Limit
RL = Reporting Limit
E = Indicates value exceeds calibration range
J = Indicates an estimated value
B = Indicates analyte found in associated method blank
N = Indicates presumptive evidence of a compound

Report of Analysis

Client Sample ID:	SDUP-02		
Lab Sample ID:	JD36084-5	**Date Sampled:**	12/01/21
Matrix:	SO - Soil	**Date Received:**	12/02/21
Method:	SW846 8081B SW846 3546	**Percent Solids:**	90.3
Project:	2nd Avenue and 33-39th Street, Brooklyn, NY		

Pesticide TCL List

CAS No.	Compound	Result	RL	MDL	Units	Q

(c) More than 40 % RPD for detected concentrations between the two GC columns.

ND = Not detected MDL = Method Detection Limit J = Indicates an estimated value
RL = Reporting Limit B = Indicates analyte found in associated method blank
E = Indicates value exceeds calibration range N = Indicates presumptive evidence of a compound

Report of Analysis

Client Sample ID:	SDUP-02		
Lab Sample ID:	JD36084-5	**Date Sampled:**	12/01/21
Matrix:	SO - Soil	**Date Received:**	12/02/21
Method:	SW846 8082A SW846 3546	**Percent Solids:**	90.3
Project:	2nd Avenue and 33-39th Street, Brooklyn, NY		

	File ID	DF	Analyzed	By	Prep Date	Prep Batch	Analytical Batch
Run #1	RK7034.D	1	12/08/21 10:02	RK	12/06/21 11:35	OP36962	GRK182
Run #2							

	Initial Weight	Final Volume
Run #1	15.6 g	10.0 ml
Run #2		

PCB List

CAS No.	Compound	Result	RL	MDL	Units	Q
12674-11-2	Aroclor 1016	ND	35	17	ug/kg	
11104-28-2	Aroclor 1221	ND	35	22	ug/kg	
11141-16-5	Aroclor 1232	ND	35	23	ug/kg	
53469-21-9	Aroclor 1242	ND	35	15	ug/kg	
12672-29-6	Aroclor 1248	ND	35	32	ug/kg	
11097-69-1	Aroclor 1254	ND	35	19	ug/kg	
11096-82-5	Aroclor 1260	ND	35	15	ug/kg	
11100-14-4	Aroclor 1268	ND	35	15	ug/kg	
37324-23-5	Aroclor 1262	ND	35	23	ug/kg	

CAS No.	Surrogate Recoveries	Run# 1	Run# 2	Limits
877-09-8	Tetrachloro-m-xylene	40%		24-152%
877-09-8	Tetrachloro-m-xylene	39%		24-152%
2051-24-3	Decachlorobiphenyl	26%		10-172%
2051-24-3	Decachlorobiphenyl	45%		10-172%

ND = Not detected MDL = Method Detection Limit
RL = Reporting Limit
E = Indicates value exceeds calibration range

J = Indicates an estimated value
B = Indicates analyte found in associated method blank
N = Indicates presumptive evidence of a compound

Report of Analysis

Client Sample ID:	SDUP-02		
Lab Sample ID:	JD36084-5	**Date Sampled:**	12/01/21
Matrix:	SO - Soil	**Date Received:**	12/02/21
		Percent Solids:	90.3
Project:	2nd Avenue and 33-39th Street, Brooklyn, NY		

Metals Analysis

Analyte	Result	RL	Units	DF	Prep	Analyzed	By	Method	Prep Method
Aluminum	4840	58	mg/kg	1	12/06/21	12/07/21	ND	SW846 6010D [2]	SW846 3050B [4]
Antimony	< 2.3	2.3	mg/kg	1	12/06/21	12/07/21	ND	SW846 6010D [2]	SW846 3050B [4]
Arsenic	3.5	2.3	mg/kg	1	12/06/21	12/07/21	ND	SW846 6010D [2]	SW846 3050B [4]
Barium	71.5	23	mg/kg	1	12/06/21	12/07/21	ND	SW846 6010D [2]	SW846 3050B [4]
Beryllium	0.29	0.23	mg/kg	1	12/06/21	12/07/21	ND	SW846 6010D [2]	SW846 3050B [4]
Cadmium	< 0.58	0.58	mg/kg	1	12/06/21	12/07/21	ND	SW846 6010D [2]	SW846 3050B [4]
Calcium	25100	1200	mg/kg	2	12/06/21	12/08/21	ND	SW846 6010D [3]	SW846 3050B [4]
Chromium	12.8	1.2	mg/kg	1	12/06/21	12/07/21	ND	SW846 6010D [2]	SW846 3050B [4]
Cobalt	< 5.8	5.8	mg/kg	1	12/06/21	12/07/21	ND	SW846 6010D [2]	SW846 3050B [4]
Copper	15.4	2.9	mg/kg	1	12/06/21	12/07/21	ND	SW846 6010D [2]	SW846 3050B [4]
Iron	9810	58	mg/kg	1	12/06/21	12/07/21	ND	SW846 6010D [2]	SW846 3050B [4]
Lead	115	2.3	mg/kg	1	12/06/21	12/07/21	ND	SW846 6010D [2]	SW846 3050B [4]
Magnesium	6320	580	mg/kg	1	12/06/21	12/07/21	ND	SW846 6010D [2]	SW846 3050B [4]
Manganese	195	1.7	mg/kg	1	12/06/21	12/07/21	ND	SW846 6010D [2]	SW846 3050B [4]
Mercury	0.13	0.029	mg/kg	1	12/06/21	12/06/21	SB	SW846 7471B [1]	SW846 7471B [5]
Nickel	16.7	4.6	mg/kg	1	12/06/21	12/07/21	ND	SW846 6010D [2]	SW846 3050B [4]
Potassium	< 1200	1200	mg/kg	1	12/06/21	12/07/21	ND	SW846 6010D [2]	SW846 3050B [4]
Selenium	< 2.3	2.3	mg/kg	1	12/06/21	12/07/21	ND	SW846 6010D [2]	SW846 3050B [4]
Silver	< 0.58	0.58	mg/kg	1	12/06/21	12/07/21	ND	SW846 6010D [2]	SW846 3050B [4]
Sodium	< 1200	1200	mg/kg	1	12/06/21	12/07/21	ND	SW846 6010D [2]	SW846 3050B [4]
Thallium	< 1.2	1.2	mg/kg	1	12/06/21	12/07/21	ND	SW846 6010D [2]	SW846 3050B [4]
Vanadium	15.1	5.8	mg/kg	1	12/06/21	12/07/21	ND	SW846 6010D [2]	SW846 3050B [4]
Zinc	69.4	5.8	mg/kg	1	12/06/21	12/07/21	ND	SW846 6010D [2]	SW846 3050B [4]

(1) Instrument QC Batch: MA51535
(2) Instrument QC Batch: MA51558
(3) Instrument QC Batch: MA51564
(4) Prep QC Batch: MP30189
(5) Prep QC Batch: MP30190

RL = Reporting Limit

Report of Analysis

Client Sample ID:	SDUP-02		
Lab Sample ID:	JD36084-5	**Date Sampled:**	12/01/21
Matrix:	SO - Soil	**Date Received:**	12/02/21
		Percent Solids:	90.3
Project:	2nd Avenue and 33-39th Street, Brooklyn, NY		

General Chemistry

Analyte	Result	RL	Units	DF	Analyzed	By	Method
Cyanide	< 0.23	0.23	mg/kg	1	12/09/21 03:14	EB	SW846 9012B/LACHAT
Solids, Percent	90.3		%	1	12/05/21 15:00	BG	SM2540 G 18TH ED MOD

RL = Reporting Limit

Report of Analysis

Client Sample ID:	SDUP-02		
Lab Sample ID:	JD36084-5A	**Date Sampled:**	12/01/21
Matrix:	SO - Soil	**Date Received:**	12/02/21
Method:	EPA 537M BY ID IN HOUSE	**Percent Solids:**	90.3
Project:	2nd Avenue and 33-39th Street, Brooklyn, NY		

	File ID	DF	Analyzed	By	Prep Date	Prep Batch	Analytical Batch
Run #1 [a]	2Q82028.D	1	12/22/21 04:18	AFL	12/13/21 09:00	F:OP88800	F:S2Q1159
Run #2							

	Initial Weight	Final Volume
Run #1	2.00 g	1.0 ml
Run #2		

PFAS List

CAS No.	Compound	Result	RL	MDL	Units	Q
PERFLUOROALKYLCARBOXYLIC ACIDS						
375-22-4	Perfluorobutanoic acid	ND	1.1	0.42	ug/kg	
2706-90-3	Perfluoropentanoic acid	ND	0.55	0.28	ug/kg	
307-24-4	Perfluorohexanoic acid	ND	0.55	0.28	ug/kg	
375-85-9	Perfluoroheptanoic acid	ND	0.55	0.28	ug/kg	
335-67-1	Perfluorooctanoic acid	ND	0.55	0.28	ug/kg	
375-95-1	Perfluorononanoic acid	ND	0.55	0.28	ug/kg	
335-76-2	Perfluorodecanoic acid	ND	0.55	0.28	ug/kg	
2058-94-8	Perfluoroundecanoic acid	ND	0.55	0.28	ug/kg	
307-55-1	Perfluorododecanoic acid	ND	0.55	0.28	ug/kg	
72629-94-8	Perfluorotridecanoic acid	ND	0.55	0.29	ug/kg	
376-06-7	Perfluorotetradecanoic acid	ND	0.55	0.28	ug/kg	
PERFLUOROALKYLSULFONIC ACIDS						
375-73-5	Perfluorobutanesulfonic acid	ND	0.55	0.28	ug/kg	
355-46-4	Perfluorohexanesulfonic acid	ND	0.55	0.28	ug/kg	
375-92-8	Perfluoroheptanesulfonic acid	ND	0.55	0.28	ug/kg	
1763-23-1	Perfluorooctanesulfonic acid	ND	0.55	0.28	ug/kg	
335-77-3	Perfluorodecanesulfonic acid	ND	0.55	0.28	ug/kg	
PERFLUOROOCTANESULFONAMIDES						
754-91-6	PFOSA	ND	0.55	0.28	ug/kg	
PERFLUOROOCTANESULFONAMIDOACETIC ACIDS						
2355-31-9	MeFOSAA	ND	1.1	0.55	ug/kg	
2991-50-6	EtFOSAA	ND	1.1	0.55	ug/kg	
FLUOROTELOMER SULFONATES						
27619-97-2	6:2 Fluorotelomer sulfonate	ND	1.1	0.28	ug/kg	
39108-34-4	8:2 Fluorotelomer sulfonate	ND	1.1	0.28	ug/kg	

ND = Not detected MDL = Method Detection Limit J = Indicates an estimated value
RL = Reporting Limit B = Indicates analyte found in associated method blank
E = Indicates value exceeds calibration range N = Indicates presumptive evidence of a compound

Report of Analysis

Client Sample ID:	SDUP-02		
Lab Sample ID:	JD36084-5A	**Date Sampled:**	12/01/21
Matrix:	SO - Soil	**Date Received:**	12/02/21
Method:	EPA 537M BY ID IN HOUSE	**Percent Solids:**	90.3
Project:	2nd Avenue and 33-39th Street, Brooklyn, NY		

PFAS List

CAS No.	ID Standard Recoveries	Run# 1	Run# 2	Limits
	13C4-PFBA	88%		40-140%
	13C5-PFPeA	92%		50-150%
	13C5-PFHxA	95%		50-150%
	13C4-PFHpA	96%		50-150%
	13C8-PFOA	95%		50-150%
	13C9-PFNA	95%		50-150%
	13C6-PFDA	95%		50-150%
	13C7-PFUnDA	93%		40-140%
	13C2-PFDoDA	97%		40-140%
	13C2-PFTeDA	100%		30-130%
	13C3-PFBS	92%		50-150%
	13C3-PFHxS	90%		50-150%
	13C8-PFOS	89%		50-150%
	13C8-FOSA	70%		30-130%
	d3-MeFOSAA	92%		40-140%
	d5-EtFOSAA	89%		40-140%
	13C2-6:2FTS	89%		50-150%
	13C2-8:2FTS	96%		50-150%

(a) Analysis performed at SGS Orlando, FL.

ND = Not detected MDL = Method Detection Limit
RL = Reporting Limit
E = Indicates value exceeds calibration range

J = Indicates an estimated value
B = Indicates analyte found in associated method blank
N = Indicates presumptive evidence of a compound

Report of Analysis

Client Sample ID:	TT-SB-28-7.0-9.0		
Lab Sample ID:	JD36084-6	**Date Sampled:**	12/01/21
Matrix:	SO - Soil	**Date Received:**	12/02/21
Method:	SW846 8260D SW846 5035	**Percent Solids:**	89.4
Project:	2nd Avenue and 33-39th Street, Brooklyn, NY		

	File ID	DF	Analyzed	By	Prep Date	Prep Batch	Analytical Batch
Run #1	I240359.D	1	12/04/21 15:23	PS	12/03/21 08:00	n/a	VI9771
Run #2							

	Initial Weight
Run #1	6.0 g
Run #2	

VOA TCL List

CAS No.	Compound	Result	RL	MDL	Units	Q
67-64-1	Acetone	9.7	9.3	3.9	ug/kg	
71-43-2	Benzene	ND	0.47	0.42	ug/kg	
74-97-5	Bromochloromethane	ND	4.7	0.52	ug/kg	
75-27-4	Bromodichloromethane	ND	1.9	0.40	ug/kg	
75-25-2	Bromoform	ND	4.7	1.3	ug/kg	
74-83-9	Bromomethane	ND	4.7	0.71	ug/kg	
78-93-3	2-Butanone (MEK)	ND	9.3	2.3	ug/kg	
75-15-0	Carbon disulfide	ND	1.9	0.50	ug/kg	
56-23-5	Carbon tetrachloride	ND	1.9	0.58	ug/kg	
108-90-7	Chlorobenzene	ND	1.9	0.43	ug/kg	
75-00-3	Chloroethane	ND	4.7	0.55	ug/kg	
67-66-3	Chloroform	ND	1.9	0.48	ug/kg	
74-87-3	Chloromethane	ND	4.7	1.8	ug/kg	
110-82-7	Cyclohexane	ND	1.9	0.61	ug/kg	
96-12-8	1,2-Dibromo-3-chloropropane	ND	1.9	0.65	ug/kg	
124-48-1	Dibromochloromethane	ND	1.9	0.52	ug/kg	
106-93-4	1,2-Dibromoethane	ND	0.93	0.39	ug/kg	
95-50-1	1,2-Dichlorobenzene	ND	0.93	0.51	ug/kg	
541-73-1	1,3-Dichlorobenzene	ND	0.93	0.46	ug/kg	
106-46-7	1,4-Dichlorobenzene	ND	0.93	0.46	ug/kg	
75-71-8	Dichlorodifluoromethane	ND	4.7	0.68	ug/kg	
75-34-3	1,1-Dichloroethane	ND	0.93	0.46	ug/kg	
107-06-2	1,2-Dichloroethane	ND	0.93	0.44	ug/kg	
75-35-4	1,1-Dichloroethene	ND	0.93	0.61	ug/kg	
156-59-2	cis-1,2-Dichloroethene	ND	0.93	0.78	ug/kg	
156-60-5	trans-1,2-Dichloroethene	ND	0.93	0.57	ug/kg	
78-87-5	1,2-Dichloropropane	ND	1.9	0.44	ug/kg	
10061-01-5	cis-1,3-Dichloropropene	ND	1.9	0.44	ug/kg	
10061-02-6	trans-1,3-Dichloropropene	ND	1.9	0.43	ug/kg	
100-41-4	Ethylbenzene	ND	0.93	0.42	ug/kg	
76-13-1	Freon 113	ND	4.7	2.5	ug/kg	
591-78-6	2-Hexanone	ND	4.7	2.0	ug/kg	

ND = Not detected MDL = Method Detection Limit
RL = Reporting Limit
E = Indicates value exceeds calibration range

J = Indicates an estimated value
B = Indicates analyte found in associated method blank
N = Indicates presumptive evidence of a compound

Report of Analysis

Client Sample ID:	TT-SB-28-7.0-9.0		
Lab Sample ID:	JD36084-6	**Date Sampled:**	12/01/21
Matrix:	SO - Soil	**Date Received:**	12/02/21
Method:	SW846 8260D SW846 5035	**Percent Solids:**	89.4
Project:	2nd Avenue and 33-39th Street, Brooklyn, NY		

VOA TCL List

CAS No.	Compound	Result	RL	MDL	Units	Q
98-82-8	Isopropylbenzene	ND	1.9	1.3	ug/kg	
79-20-9	Methyl Acetate	ND	4.7	1.3	ug/kg	
108-87-2	Methylcyclohexane	ND	1.9	0.82	ug/kg	
1634-04-4	Methyl Tert Butyl Ether	ND	0.93	0.44	ug/kg	
108-10-1	4-Methyl-2-pentanone(MIBK)	ND	4.7	2.1	ug/kg	
75-09-2	Methylene chloride	ND	4.7	2.4	ug/kg	
100-42-5	Styrene	ND	1.9	0.37	ug/kg	
79-34-5	1,1,2,2-Tetrachloroethane	ND	1.9	0.56	ug/kg	
127-18-4	Tetrachloroethene	ND	1.9	0.54	ug/kg	
108-88-3	Toluene	ND	0.93	0.49	ug/kg	
87-61-6	1,2,3-Trichlorobenzene	ND	4.7	2.3	ug/kg	
120-82-1	1,2,4-Trichlorobenzene	ND	4.7	2.3	ug/kg	
71-55-6	1,1,1-Trichloroethane	ND	1.9	0.45	ug/kg	
79-00-5	1,1,2-Trichloroethane	ND	1.9	0.52	ug/kg	
79-01-6	Trichloroethene	ND	0.93	0.71	ug/kg	
75-69-4	Trichlorofluoromethane	ND	4.7	0.64	ug/kg	
75-01-4	Vinyl chloride	ND	1.9	0.45	ug/kg	
	m,p-Xylene	ND	0.93	0.84	ug/kg	
95-47-6	o-Xylene	ND	0.93	0.43	ug/kg	
1330-20-7	Xylene (total)	ND	0.93	0.43	ug/kg	

CAS No.	Surrogate Recoveries	Run# 1	Run# 2	Limits
1868-53-7	Dibromofluoromethane	101%		72-130%
17060-07-0	1,2-Dichloroethane-D4	107%		75-131%
2037-26-5	Toluene-D8	88%		81-121%
460-00-4	4-Bromofluorobenzene	97%		60-141%

CAS No.	Tentatively Identified Compounds	R.T.	Est. Conc.	Units	Q
	Total TIC, Volatile		0	ug/kg	

ND = Not detected MDL = Method Detection Limit
RL = Reporting Limit
E = Indicates value exceeds calibration range

J = Indicates an estimated value
B = Indicates analyte found in associated method blank
N = Indicates presumptive evidence of a compound

Report of Analysis

Client Sample ID:	TT-SB-28-7.0-9.0		
Lab Sample ID:	JD36084-6	**Date Sampled:**	12/01/21
Matrix:	SO - Soil	**Date Received:**	12/02/21
Method:	SW846 8270E SW846 3546	**Percent Solids:**	89.4
Project:	2nd Avenue and 33-39th Street, Brooklyn, NY		

	File ID	DF	Analyzed	By	Prep Date	Prep Batch	Analytical Batch
Run #1	F204079.D	1	12/06/21 16:27	KLS	12/04/21 10:20	OP36957	EF8943
Run #2							

	Initial Weight	Final Volume
Run #1	30.3 g	1.0 ml
Run #2		

ABN TCL List (SOM0 2.0)

CAS No.	Compound	Result	RL	MDL	Units	Q
95-57-8	2-Chlorophenol	ND	74	18	ug/kg	
59-50-7	4-Chloro-3-methyl phenol	ND	180	23	ug/kg	
120-83-2	2,4-Dichlorophenol	ND	180	31	ug/kg	
105-67-9	2,4-Dimethylphenol	ND	180	66	ug/kg	
51-28-5	2,4-Dinitrophenol	ND	180	140	ug/kg	
534-52-1	4,6-Dinitro-o-cresol	ND	180	40	ug/kg	
95-48-7	2-Methylphenol	ND	74	24	ug/kg	
	3&4-Methylphenol	ND	74	30	ug/kg	
88-75-5	2-Nitrophenol	ND	180	24	ug/kg	
100-02-7	4-Nitrophenol	ND	370	99	ug/kg	
87-86-5	Pentachlorophenol	ND	150	35	ug/kg	
108-95-2	Phenol	ND	74	19	ug/kg	
58-90-2	2,3,4,6-Tetrachlorophenol	ND	180	24	ug/kg	
95-95-4	2,4,5-Trichlorophenol	ND	180	28	ug/kg	
88-06-2	2,4,6-Trichlorophenol	ND	180	22	ug/kg	
83-32-9	Acenaphthene	ND	37	13	ug/kg	
208-96-8	Acenaphthylene	ND	37	19	ug/kg	
98-86-2	Acetophenone	ND	180	7.9	ug/kg	
120-12-7	Anthracene	ND	37	23	ug/kg	
1912-24-9	Atrazine	ND	74	16	ug/kg	
56-55-3	Benzo(a)anthracene	ND	37	10	ug/kg	
50-32-8	Benzo(a)pyrene	ND	37	17	ug/kg	
205-99-2	Benzo(b)fluoranthene	ND	37	16	ug/kg	
191-24-2	Benzo(g,h,i)perylene	ND	37	18	ug/kg	
207-08-9	Benzo(k)fluoranthene	ND	37	17	ug/kg	
101-55-3	4-Bromophenyl phenyl ether	ND	74	14	ug/kg	
85-68-7	Butyl benzyl phthalate	ND	74	9.0	ug/kg	
92-52-4	1,1'-Biphenyl	ND	74	5.1	ug/kg	
100-52-7	Benzaldehyde	ND	180	9.2	ug/kg	
91-58-7	2-Chloronaphthalene	ND	74	8.8	ug/kg	
106-47-8	4-Chloroaniline	ND	180	13	ug/kg	
86-74-8	Carbazole	ND	74	5.4	ug/kg	

ND = Not detected MDL = Method Detection Limit J = Indicates an estimated value
RL = Reporting Limit B = Indicates analyte found in associated method blank
E = Indicates value exceeds calibration range N = Indicates presumptive evidence of a compound

Report of Analysis

Client Sample ID:	TT-SB-28-7.0-9.0		
Lab Sample ID:	JD36084-6	**Date Sampled:**	12/01/21
Matrix:	SO - Soil	**Date Received:**	12/02/21
Method:	SW846 8270E SW846 3546	**Percent Solids:**	89.4
Project:	2nd Avenue and 33-39th Street, Brooklyn, NY		

ABN TCL List (SOM0 2.0)

CAS No.	Compound	Result	RL	MDL	Units	Q
105-60-2	Caprolactam	ND	74	15	ug/kg	
218-01-9	Chrysene	ND	37	12	ug/kg	
111-91-1	bis(2-Chloroethoxy)methane	ND	74	7.9	ug/kg	
111-44-4	bis(2-Chloroethyl)ether	ND	74	16	ug/kg	
108-60-1	2,2'-Oxybis(1-chloropropane)	ND	74	13	ug/kg	
7005-72-3	4-Chlorophenyl phenyl ether	ND	74	12	ug/kg	
121-14-2	2,4-Dinitrotoluene	ND	37	11	ug/kg	
606-20-2	2,6-Dinitrotoluene	ND	37	19	ug/kg	
91-94-1	3,3'-Dichlorobenzidine	ND	74	31	ug/kg	
123-91-1	1,4-Dioxane	ND	37	24	ug/kg	
53-70-3	Dibenzo(a,h)anthracene	ND	37	16	ug/kg	
132-64-9	Dibenzofuran	ND	74	15	ug/kg	
84-74-2	Di-n-butyl phthalate	ND	74	6.0	ug/kg	
117-84-0	Di-n-octyl phthalate	ND	74	9.2	ug/kg	
84-66-2	Diethyl phthalate	ND	74	7.9	ug/kg	
131-11-3	Dimethyl phthalate	ND	74	6.6	ug/kg	
117-81-7	bis(2-Ethylhexyl)phthalate	ND	74	8.6	ug/kg	
206-44-0	Fluoranthene	ND	37	16	ug/kg	
86-73-7	Fluorene	ND	37	17	ug/kg	
118-74-1	Hexachlorobenzene	ND	74	9.3	ug/kg	
87-68-3	Hexachlorobutadiene	ND	37	15	ug/kg	
77-47-4	Hexachlorocyclopentadiene	ND	370	15	ug/kg	
67-72-1	Hexachloroethane	ND	180	18	ug/kg	
193-39-5	Indeno(1,2,3-cd)pyrene	ND	37	17	ug/kg	
78-59-1	Isophorone	ND	74	7.9	ug/kg	
91-57-6	2-Methylnaphthalene	ND	37	8.3	ug/kg	
88-74-4	2-Nitroaniline	ND	180	8.7	ug/kg	
99-09-2	3-Nitroaniline	ND	180	9.2	ug/kg	
100-01-6	4-Nitroaniline	ND	180	9.6	ug/kg	
91-20-3	Naphthalene	ND	37	10	ug/kg	
98-95-3	Nitrobenzene	ND	74	14	ug/kg	
621-64-7	N-Nitroso-di-n-propylamine	ND	74	11	ug/kg	
86-30-6	N-Nitrosodiphenylamine	ND	180	14	ug/kg	
85-01-8	Phenanthrene	ND	37	12	ug/kg	
129-00-0	Pyrene	ND	37	12	ug/kg	
95-94-3	1,2,4,5-Tetrachlorobenzene	ND	180	9.4	ug/kg	

CAS No.	Surrogate Recoveries	Run# 1	Run# 2	Limits
367-12-4	2-Fluorophenol	37%		10-109%

ND = Not detected MDL = Method Detection Limit
RL = Reporting Limit
E = Indicates value exceeds calibration range

J = Indicates an estimated value
B = Indicates analyte found in associated method blank
N = Indicates presumptive evidence of a compound

Report of Analysis

Client Sample ID:	TT-SB-28-7.0-9.0		
Lab Sample ID:	JD36084-6	**Date Sampled:**	12/01/21
Matrix:	SO - Soil	**Date Received:**	12/02/21
Method:	SW846 8270E SW846 3546	**Percent Solids:**	89.4
Project:	2nd Avenue and 33-39th Street, Brooklyn, NY		

ABN TCL List (SOM0 2.0)

CAS No.	Surrogate Recoveries	Run# 1	Run# 2	Limits
4165-62-2	Phenol-d5	35%		10-105%
118-79-6	2,4,6-Tribromophenol	39%		10-135%
4165-60-0	Nitrobenzene-d5	33%		10-119%
321-60-8	2-Fluorobiphenyl	37%		18-112%
1718-51-0	Terphenyl-d14	43%		18-125%

CAS No.	Tentatively Identified Compounds	R.T.	Est. Conc.	Units	Q
	System artifact	3.22	150	ug/kg	J
	System artifact/aldol-condensation	3.27	240	ug/kg	J
	Unknown	12.97	200	ug/kg	J
	Total TIC, Semi-Volatile		200	ug/kg	J

ND = Not detected MDL = Method Detection Limit
RL = Reporting Limit
E = Indicates value exceeds calibration range

J = Indicates an estimated value
B = Indicates analyte found in associated method blank
N = Indicates presumptive evidence of a compound

Report of Analysis

Client Sample ID:	TT-SB-28-7.0-9.0		
Lab Sample ID:	JD36084-6	**Date Sampled:**	12/01/21
Matrix:	SO - Soil	**Date Received:**	12/02/21
Method:	SW846 8270E BY SIM SW846 3546	**Percent Solids:**	89.4
Project:	2nd Avenue and 33-39th Street, Brooklyn, NY		

	File ID	DF	Analyzed	By	Prep Date	Prep Batch	Analytical Batch
Run #1	4M105422.D	1	12/23/21 00:38	NAP	12/04/21 10:20	OP36957A	E4M4896
Run #2							

	Initial Weight	Final Volume
Run #1	30.3 g	1.0 ml
Run #2		

CAS No.	Compound	Result	RL	MDL	Units	Q
123-91-1	1,4-Dioxane	ND	3.7	1.8	ug/kg	

CAS No.	Surrogate Recoveries	Run# 1	Run# 2	Limits
4165-60-0	Nitrobenzene-d5	41%		10-107%
321-60-8	2-Fluorobiphenyl	39%		17-91%
1718-51-0	Terphenyl-d14	45%		17-105%

ND = Not detected MDL = Method Detection Limit
RL = Reporting Limit
E = Indicates value exceeds calibration range

J = Indicates an estimated value
B = Indicates analyte found in associated method blank
N = Indicates presumptive evidence of a compound

Report of Analysis

Client Sample ID:	TT-SB-28-7.0-9.0		
Lab Sample ID:	JD36084-6	**Date Sampled:**	12/01/21
Matrix:	SO - Soil	**Date Received:**	12/02/21
Method:	SW846 8151A SW846 3546	**Percent Solids:**	89.4
Project:	2nd Avenue and 33-39th Street, Brooklyn, NY		

	File ID	DF	Analyzed	By	Prep Date	Prep Batch	Analytical Batch
Run #1	OA155532.D	1	12/10/21 07:27	RK	12/07/21 10:55	OP36933	GOA5500
Run #2							

	Initial Weight	Final Volume
Run #1	16.1 g	5.0 ml
Run #2		

Herbicide List

CAS No.	Compound	Result	RL	MDL	Units	Q
94-75-7	2,4-D	ND	17	7.8	ug/kg	
93-72-1	2,4,5-TP (Silvex)	ND	3.5	2.0	ug/kg	
93-76-5	2,4,5-T	ND	3.5	1.7	ug/kg	

CAS No.	Surrogate Recoveries	Run# 1	Run# 2	Limits
19719-28-9	2,4-DCAA	34%		10-125%
19719-28-9	2,4-DCAA	33%		10-125%

ND = Not detected MDL = Method Detection Limit
RL = Reporting Limit
E = Indicates value exceeds calibration range

J = Indicates an estimated value
B = Indicates analyte found in associated method blank
N = Indicates presumptive evidence of a compound

Report of Analysis

Client Sample ID:	TT-SB-28-7.0-9.0		
Lab Sample ID:	JD36084-6	**Date Sampled:**	12/01/21
Matrix:	SO - Soil	**Date Received:**	12/02/21
Method:	SW846 8081B SW846 3546	**Percent Solids:**	89.4
Project:	2nd Avenue and 33-39th Street, Brooklyn, NY		

	File ID	DF	Analyzed	By	Prep Date	Prep Batch	Analytical Batch
Run #1	1G171973.D	1	12/12/21 21:19	TL	12/06/21 11:35	OP36961	G1G5933
Run #2							

	Initial Weight	Final Volume
Run #1	16.3 g	10.0 ml
Run #2		

Pesticide TCL List

CAS No.	Compound	Result	RL	MDL	Units	Q
309-00-2	Aldrin [a]	ND	0.69	0.57	ug/kg	
319-84-6	alpha-BHC [a]	ND	0.69	0.56	ug/kg	
319-85-7	beta-BHC [a]	ND	0.69	0.62	ug/kg	
319-86-8	delta-BHC [a]	ND	0.69	0.66	ug/kg	
58-89-9	gamma-BHC (Lindane) [a]	ND	0.69	0.51	ug/kg	
5103-71-9	alpha-Chlordane [a]	ND	0.69	0.55	ug/kg	
5103-74-2	gamma-Chlordane [a]	ND	0.69	0.31	ug/kg	
60-57-1	Dieldrin [a]	ND	0.69	0.47	ug/kg	
72-54-8	4,4'-DDD [a]	ND	0.69	0.63	ug/kg	
72-55-9	4,4'-DDE [a]	ND	0.69	0.60	ug/kg	
50-29-3	4,4'-DDT [a]	ND	0.69	0.61	ug/kg	
72-20-8	Endrin [a]	ND	0.69	0.53	ug/kg	
1031-07-8	Endosulfan sulfate [a]	ND	0.69	0.54	ug/kg	
7421-93-4	Endrin aldehyde [a]	ND	0.69	0.39	ug/kg	
959-98-8	Endosulfan-I [a]	ND	0.69	0.40	ug/kg	
33213-65-9	Endosulfan-II [a]	ND	0.69	0.43	ug/kg	
76-44-8	Heptachlor [a]	ND	0.69	0.59	ug/kg	
1024-57-3	Heptachlor epoxide [a]	ND	0.69	0.48	ug/kg	
72-43-5	Methoxychlor [a]	ND	1.4	0.55	ug/kg	
53494-70-5	Endrin ketone	ND	0.69	0.50	ug/kg	
8001-35-2	Toxaphene	ND	17	16	ug/kg	

CAS No.	Surrogate Recoveries	Run# 1	Run# 2	Limits
877-09-8	Tetrachloro-m-xylene	73%		14-145%
877-09-8	Tetrachloro-m-xylene	74%		14-145%
2051-24-3	Decachlorobiphenyl	64%		10-197%
2051-24-3	Decachlorobiphenyl	67%		10-197%

(a) This compound outside control limits biased high in the associated BS.

ND = Not detected MDL = Method Detection Limit
RL = Reporting Limit
E = Indicates value exceeds calibration range

J = Indicates an estimated value
B = Indicates analyte found in associated method blank
N = Indicates presumptive evidence of a compound

Report of Analysis

Client Sample ID:	TT-SB-28-7.0-9.0		
Lab Sample ID:	JD36084-6	**Date Sampled:**	12/01/21
Matrix:	SO - Soil	**Date Received:**	12/02/21
Method:	SW846 8082A SW846 3546	**Percent Solids:**	89.4
Project:	2nd Avenue and 33-39th Street, Brooklyn, NY		

	File ID	DF	Analyzed	By	Prep Date	Prep Batch	Analytical Batch
Run #1	RK7094.D	1	12/08/21 20:04	TL	12/06/21 11:35	OP36962	GRK183
Run #2							

	Initial Weight	Final Volume
Run #1	16.3 g	10.0 ml
Run #2		

PCB List

CAS No.	Compound	Result	RL	MDL	Units	Q
12674-11-2	Aroclor 1016	ND	34	16	ug/kg	
11104-28-2	Aroclor 1221	ND	34	21	ug/kg	
11141-16-5	Aroclor 1232	ND	34	22	ug/kg	
53469-21-9	Aroclor 1242	ND	34	14	ug/kg	
12672-29-6	Aroclor 1248	ND	34	31	ug/kg	
11097-69-1	Aroclor 1254	ND	34	18	ug/kg	
11096-82-5	Aroclor 1260	ND	34	15	ug/kg	
11100-14-4	Aroclor 1268	ND	34	14	ug/kg	
37324-23-5	Aroclor 1262	ND	34	22	ug/kg	

CAS No.	Surrogate Recoveries	Run# 1	Run# 2	Limits
877-09-8	Tetrachloro-m-xylene	102%		24-152%
877-09-8	Tetrachloro-m-xylene	106%		24-152%
2051-24-3	Decachlorobiphenyl	65%		10-172%
2051-24-3	Decachlorobiphenyl	86%		10-172%

ND = Not detected MDL = Method Detection Limit
RL = Reporting Limit
E = Indicates value exceeds calibration range

J = Indicates an estimated value
B = Indicates analyte found in associated method blank
N = Indicates presumptive evidence of a compound

Report of Analysis

Client Sample ID:	TT-SB-28-7.0-9.0		
Lab Sample ID:	JD36084-6	**Date Sampled:**	12/01/21
Matrix:	SO - Soil	**Date Received:**	12/02/21
		Percent Solids:	89.4
Project:	2nd Avenue and 33-39th Street, Brooklyn, NY		

Metals Analysis

Analyte	Result	RL	Units	DF	Prep	Analyzed	By	Method	Prep Method
Aluminum	5460	57	mg/kg	1	12/06/21	12/07/21	ND	SW846 6010D [2]	SW846 3050B [3]
Antimony	< 2.3	2.3	mg/kg	1	12/06/21	12/07/21	ND	SW846 6010D [2]	SW846 3050B [3]
Arsenic	2.8	2.3	mg/kg	1	12/06/21	12/07/21	ND	SW846 6010D [2]	SW846 3050B [3]
Barium	29.5	23	mg/kg	1	12/06/21	12/07/21	ND	SW846 6010D [2]	SW846 3050B [3]
Beryllium	0.46	0.23	mg/kg	1	12/06/21	12/07/21	ND	SW846 6010D [2]	SW846 3050B [3]
Cadmium	< 0.57	0.57	mg/kg	1	12/06/21	12/07/21	ND	SW846 6010D [2]	SW846 3050B [3]
Calcium	1780	570	mg/kg	1	12/06/21	12/07/21	ND	SW846 6010D [2]	SW846 3050B [3]
Chromium	12.7	1.1	mg/kg	1	12/06/21	12/07/21	ND	SW846 6010D [2]	SW846 3050B [3]
Cobalt	< 5.7	5.7	mg/kg	1	12/06/21	12/07/21	ND	SW846 6010D [2]	SW846 3050B [3]
Copper	9.3	2.9	mg/kg	1	12/06/21	12/07/21	ND	SW846 6010D [2]	SW846 3050B [3]
Iron	11700	57	mg/kg	1	12/06/21	12/07/21	ND	SW846 6010D [2]	SW846 3050B [3]
Lead	16.1	2.3	mg/kg	1	12/06/21	12/07/21	ND	SW846 6010D [2]	SW846 3050B [3]
Magnesium	3260	570	mg/kg	1	12/06/21	12/07/21	ND	SW846 6010D [2]	SW846 3050B [3]
Manganese	301	1.7	mg/kg	1	12/06/21	12/07/21	ND	SW846 6010D [2]	SW846 3050B [3]
Mercury	< 0.035	0.035	mg/kg	1	12/06/21	12/06/21	SB	SW846 7471B [1]	SW846 7471B [4]
Nickel	19.8	4.6	mg/kg	1	12/06/21	12/07/21	ND	SW846 6010D [2]	SW846 3050B [3]
Potassium	1100	1100	mg/kg	1	12/06/21	12/07/21	ND	SW846 6010D [2]	SW846 3050B [3]
Selenium	< 2.3	2.3	mg/kg	1	12/06/21	12/07/21	ND	SW846 6010D [2]	SW846 3050B [3]
Silver	< 0.57	0.57	mg/kg	1	12/06/21	12/07/21	ND	SW846 6010D [2]	SW846 3050B [3]
Sodium	< 1100	1100	mg/kg	1	12/06/21	12/07/21	ND	SW846 6010D [2]	SW846 3050B [3]
Thallium	< 1.1	1.1	mg/kg	1	12/06/21	12/07/21	ND	SW846 6010D [2]	SW846 3050B [3]
Vanadium	18.6	5.7	mg/kg	1	12/06/21	12/07/21	ND	SW846 6010D [2]	SW846 3050B [3]
Zinc	34.2	5.7	mg/kg	1	12/06/21	12/07/21	ND	SW846 6010D [2]	SW846 3050B [3]

(1) Instrument QC Batch: MA51535
(2) Instrument QC Batch: MA51558
(3) Prep QC Batch: MP30189
(4) Prep QC Batch: MP30190

RL = Reporting Limit

Report of Analysis

Client Sample ID:	TT-SB-28-7.0-9.0		
Lab Sample ID:	JD36084-6	**Date Sampled:**	12/01/21
Matrix:	SO - Soil	**Date Received:**	12/02/21
		Percent Solids:	89.4
Project:	2nd Avenue and 33-39th Street, Brooklyn, NY		

General Chemistry

Analyte	Result	RL	Units	DF	Analyzed	By	Method
Cyanide	< 0.22	0.22	mg/kg	1	12/09/21 03:16	EB	SW846 9012B/LACHAT
Solids, Percent	89.4		%	1	12/05/21 15:00	BG	SM2540 G 18TH ED MOD

RL = Reporting Limit

Report of Analysis

Client Sample ID:	TT-SB-28-7.0-9.0		
Lab Sample ID:	JD36084-6A	**Date Sampled:**	12/01/21
Matrix:	SO - Soil	**Date Received:**	12/02/21
Method:	EPA 537M BY ID IN HOUSE	**Percent Solids:**	89.4
Project:	2nd Avenue and 33-39th Street, Brooklyn, NY		

	File ID	DF	Analyzed	By	Prep Date	Prep Batch	Analytical Batch
Run #1 [a]	2Q82029.D	1	12/22/21 04:36	AFL	12/13/21 09:00	F:OP88800	F:S2Q1159
Run #2							

	Initial Weight	Final Volume
Run #1	1.99 g	1.0 ml
Run #2		

PFAS List

CAS No.	Compound	Result	RL	MDL	Units	Q
PERFLUOROALKYLCARBOXYLIC ACIDS						
375-22-4	Perfluorobutanoic acid	ND	1.1	0.43	ug/kg	
2706-90-3	Perfluoropentanoic acid	ND	0.56	0.28	ug/kg	
307-24-4	Perfluorohexanoic acid	ND	0.56	0.28	ug/kg	
375-85-9	Perfluoroheptanoic acid	ND	0.56	0.28	ug/kg	
335-67-1	Perfluorooctanoic acid	ND	0.56	0.28	ug/kg	
375-95-1	Perfluorononanoic acid	ND	0.56	0.28	ug/kg	
335-76-2	Perfluorodecanoic acid	ND	0.56	0.28	ug/kg	
2058-94-8	Perfluoroundecanoic acid	ND	0.56	0.28	ug/kg	
307-55-1	Perfluorododecanoic acid	ND	0.56	0.28	ug/kg	
72629-94-8	Perfluorotridecanoic acid	ND	0.56	0.30	ug/kg	
376-06-7	Perfluorotetradecanoic acid	ND	0.56	0.28	ug/kg	
PERFLUOROALKYLSULFONIC ACIDS						
375-73-5	Perfluorobutanesulfonic acid	ND	0.56	0.28	ug/kg	
355-46-4	Perfluorohexanesulfonic acid	ND	0.56	0.28	ug/kg	
375-92-8	Perfluoroheptanesulfonic acid	ND	0.56	0.28	ug/kg	
1763-23-1	Perfluorooctanesulfonic acid	ND	0.56	0.28	ug/kg	
335-77-3	Perfluorodecanesulfonic acid	ND	0.56	0.28	ug/kg	
PERFLUOROOCTANESULFONAMIDES						
754-91-6	PFOSA	ND	0.56	0.28	ug/kg	
PERFLUOROOCTANESULFONAMIDOACETIC ACIDS						
2355-31-9	MeFOSAA	ND	1.1	0.56	ug/kg	
2991-50-6	EtFOSAA	ND	1.1	0.56	ug/kg	
FLUOROTELOMER SULFONATES						
27619-97-2	6:2 Fluorotelomer sulfonate	ND	1.1	0.28	ug/kg	
39108-34-4	8:2 Fluorotelomer sulfonate	ND	1.1	0.28	ug/kg	

ND = Not detected MDL = Method Detection Limit J = Indicates an estimated value
RL = Reporting Limit B = Indicates analyte found in associated method blank
E = Indicates value exceeds calibration range N = Indicates presumptive evidence of a compound

Report of Analysis

Client Sample ID:	TT-SB-28-7.0-9.0		
Lab Sample ID:	JD36084-6A	**Date Sampled:**	12/01/21
Matrix:	SO - Soil	**Date Received:**	12/02/21
Method:	EPA 537M BY ID IN HOUSE	**Percent Solids:**	89.4
Project:	2nd Avenue and 33-39th Street, Brooklyn, NY		

PFAS List

CAS No.	ID Standard Recoveries	Run# 1	Run# 2	Limits
	13C4-PFBA	56%		40-140%
	13C5-PFPeA	79%		50-150%
	13C5-PFHxA	82%		50-150%
	13C4-PFHpA	83%		50-150%
	13C8-PFOA	82%		50-150%
	13C9-PFNA	82%		50-150%
	13C6-PFDA	86%		50-150%
	13C7-PFUnDA	85%		40-140%
	13C2-PFDoDA	85%		40-140%
	13C2-PFTeDA	88%		30-130%
	13C3-PFBS	80%		50-150%
	13C3-PFHxS	80%		50-150%
	13C8-PFOS	81%		50-150%
	13C8-FOSA	43%		30-130%
	d3-MeFOSAA	67%		40-140%
	d5-EtFOSAA	68%		40-140%
	13C2-6:2FTS	75%		50-150%
	13C2-8:2FTS	81%		50-150%

(a) Analysis performed at SGS Orlando, FL.

ND = Not detected MDL = Method Detection Limit
RL = Reporting Limit
E = Indicates value exceeds calibration range

J = Indicates an estimated value
B = Indicates analyte found in associated method blank
N = Indicates presumptive evidence of a compound

Report of Analysis

Client Sample ID:	TT-SB-29-4.0-6.0		
Lab Sample ID:	JD36084-7	**Date Sampled:**	12/01/21
Matrix:	SO - Soil	**Date Received:**	12/02/21
Method:	SW846 8260D SW846 5035	**Percent Solids:**	90.1
Project:	2nd Avenue and 33-39th Street, Brooklyn, NY		

	File ID	DF	Analyzed	By	Prep Date	Prep Batch	Analytical Batch
Run #1	I240360.D	1	12/04/21 15:43	PS	12/03/21 08:00	n/a	VI9771
Run #2							

	Initial Weight
Run #1	5.5 g
Run #2	

VOA TCL List

CAS No.	Compound	Result	RL	MDL	Units	Q
67-64-1	Acetone	4.7	10	4.2	ug/kg	J
71-43-2	Benzene	ND	0.50	0.46	ug/kg	
74-97-5	Bromochloromethane	ND	5.0	0.57	ug/kg	
75-27-4	Bromodichloromethane	ND	2.0	0.43	ug/kg	
75-25-2	Bromoform	ND	5.0	1.4	ug/kg	
74-83-9	Bromomethane	ND	5.0	0.77	ug/kg	
78-93-3	2-Butanone (MEK)	ND	10	2.5	ug/kg	
75-15-0	Carbon disulfide	ND	2.0	0.54	ug/kg	
56-23-5	Carbon tetrachloride	ND	2.0	0.62	ug/kg	
108-90-7	Chlorobenzene	ND	2.0	0.46	ug/kg	
75-00-3	Chloroethane	ND	5.0	0.60	ug/kg	
67-66-3	Chloroform	ND	2.0	0.52	ug/kg	
74-87-3	Chloromethane	ND	5.0	2.0	ug/kg	
110-82-7	Cyclohexane	ND	2.0	0.66	ug/kg	
96-12-8	1,2-Dibromo-3-chloropropane	ND	2.0	0.70	ug/kg	
124-48-1	Dibromochloromethane	ND	2.0	0.57	ug/kg	
106-93-4	1,2-Dibromoethane	ND	1.0	0.42	ug/kg	
95-50-1	1,2-Dichlorobenzene	ND	1.0	0.55	ug/kg	
541-73-1	1,3-Dichlorobenzene	ND	1.0	0.50	ug/kg	
106-46-7	1,4-Dichlorobenzene	ND	1.0	0.50	ug/kg	
75-71-8	Dichlorodifluoromethane	ND	5.0	0.73	ug/kg	
75-34-3	1,1-Dichloroethane	ND	1.0	0.50	ug/kg	
107-06-2	1,2-Dichloroethane	ND	1.0	0.47	ug/kg	
75-35-4	1,1-Dichloroethene	ND	1.0	0.66	ug/kg	
156-59-2	cis-1,2-Dichloroethene	ND	1.0	0.85	ug/kg	
156-60-5	trans-1,2-Dichloroethene	ND	1.0	0.62	ug/kg	
78-87-5	1,2-Dichloropropane	ND	2.0	0.48	ug/kg	
10061-01-5	cis-1,3-Dichloropropene	ND	2.0	0.48	ug/kg	
10061-02-6	trans-1,3-Dichloropropene	ND	2.0	0.46	ug/kg	
100-41-4	Ethylbenzene	ND	1.0	0.46	ug/kg	
76-13-1	Freon 113	ND	5.0	2.7	ug/kg	
591-78-6	2-Hexanone	ND	5.0	2.1	ug/kg	

ND = Not detected MDL = Method Detection Limit
RL = Reporting Limit
E = Indicates value exceeds calibration range

J = Indicates an estimated value
B = Indicates analyte found in associated method blank
N = Indicates presumptive evidence of a compound

Report of Analysis

Client Sample ID:	TT-SB-29-4.0-6.0		
Lab Sample ID:	JD36084-7	**Date Sampled:**	12/01/21
Matrix:	SO - Soil	**Date Received:**	12/02/21
Method:	SW846 8260D SW846 5035	**Percent Solids:**	90.1
Project:	2nd Avenue and 33-39th Street, Brooklyn, NY		

VOA TCL List

CAS No.	Compound	Result	RL	MDL	Units	Q
98-82-8	Isopropylbenzene	ND	2.0	1.4	ug/kg	
79-20-9	Methyl Acetate	ND	5.0	1.4	ug/kg	
108-87-2	Methylcyclohexane	ND	2.0	0.88	ug/kg	
1634-04-4	Methyl Tert Butyl Ether	ND	1.0	0.47	ug/kg	
108-10-1	4-Methyl-2-pentanone(MIBK)	ND	5.0	2.3	ug/kg	
75-09-2	Methylene chloride	ND	5.0	2.6	ug/kg	
100-42-5	Styrene	ND	2.0	0.41	ug/kg	
79-34-5	1,1,2,2-Tetrachloroethane	ND	2.0	0.60	ug/kg	
127-18-4	Tetrachloroethene	ND	2.0	0.59	ug/kg	
108-88-3	Toluene	ND	1.0	0.53	ug/kg	
87-61-6	1,2,3-Trichlorobenzene	ND	5.0	2.5	ug/kg	
120-82-1	1,2,4-Trichlorobenzene	ND	5.0	2.5	ug/kg	
71-55-6	1,1,1-Trichloroethane	ND	2.0	0.49	ug/kg	
79-00-5	1,1,2-Trichloroethane	ND	2.0	0.56	ug/kg	
79-01-6	Trichloroethene	ND	1.0	0.77	ug/kg	
75-69-4	Trichlorofluoromethane	ND	5.0	0.69	ug/kg	
75-01-4	Vinyl chloride	ND	2.0	0.49	ug/kg	
	m,p-Xylene	ND	1.0	0.90	ug/kg	
95-47-6	o-Xylene	ND	1.0	0.46	ug/kg	
1330-20-7	Xylene (total)	ND	1.0	0.46	ug/kg	

CAS No.	Surrogate Recoveries	Run# 1	Run# 2	Limits
1868-53-7	Dibromofluoromethane	103%		72-130%
17060-07-0	1,2-Dichloroethane-D4	107%		75-131%
2037-26-5	Toluene-D8	88%		81-121%
460-00-4	4-Bromofluorobenzene	97%		60-141%

CAS No.	Tentatively Identified Compounds	R.T.	Est. Conc.	Units	Q
	Total TIC, Volatile		0	ug/kg	

ND = Not detected MDL = Method Detection Limit
RL = Reporting Limit
E = Indicates value exceeds calibration range

J = Indicates an estimated value
B = Indicates analyte found in associated method blank
N = Indicates presumptive evidence of a compound

Report of Analysis

Client Sample ID:	TT-SB-29-4.0-6.0		
Lab Sample ID:	JD36084-7	**Date Sampled:**	12/01/21
Matrix:	SO - Soil	**Date Received:**	12/02/21
Method:	SW846 8270E SW846 3546	**Percent Solids:**	90.1
Project:	2nd Avenue and 33-39th Street, Brooklyn, NY		

	File ID	DF	Analyzed	By	Prep Date	Prep Batch	Analytical Batch
Run #1	F204080.D	1	12/06/21 16:53	KLS	12/04/21 10:20	OP36957	EF8943
Run #2							

	Initial Weight	Final Volume
Run #1	30.4 g	1.0 ml
Run #2		

ABN TCL List (SOM0 2.0)

CAS No.	Compound	Result	RL	MDL	Units	Q
95-57-8	2-Chlorophenol	ND	73	18	ug/kg	
59-50-7	4-Chloro-3-methyl phenol	ND	180	22	ug/kg	
120-83-2	2,4-Dichlorophenol	ND	180	31	ug/kg	
105-67-9	2,4-Dimethylphenol	ND	180	65	ug/kg	
51-28-5	2,4-Dinitrophenol	ND	180	140	ug/kg	
534-52-1	4,6-Dinitro-o-cresol	ND	180	39	ug/kg	
95-48-7	2-Methylphenol	ND	73	23	ug/kg	
	3&4-Methylphenol	ND	73	30	ug/kg	
88-75-5	2-Nitrophenol	ND	180	24	ug/kg	
100-02-7	4-Nitrophenol	ND	370	97	ug/kg	
87-86-5	Pentachlorophenol	ND	150	34	ug/kg	
108-95-2	Phenol	ND	73	19	ug/kg	
58-90-2	2,3,4,6-Tetrachlorophenol	ND	180	24	ug/kg	
95-95-4	2,4,5-Trichlorophenol	ND	180	27	ug/kg	
88-06-2	2,4,6-Trichlorophenol	ND	180	22	ug/kg	
83-32-9	Acenaphthene	ND	37	13	ug/kg	
208-96-8	Acenaphthylene	ND	37	19	ug/kg	
98-86-2	Acetophenone	ND	180	7.8	ug/kg	
120-12-7	Anthracene	ND	37	22	ug/kg	
1912-24-9	Atrazine	ND	73	16	ug/kg	
56-55-3	Benzo(a)anthracene	43.9	37	10	ug/kg	
50-32-8	Benzo(a)pyrene	33.8	37	17	ug/kg	J
205-99-2	Benzo(b)fluoranthene	50.4	37	16	ug/kg	
191-24-2	Benzo(g,h,i)perylene	18.2	37	18	ug/kg	J
207-08-9	Benzo(k)fluoranthene	ND	37	17	ug/kg	
101-55-3	4-Bromophenyl phenyl ether	ND	73	14	ug/kg	
85-68-7	Butyl benzyl phthalate	ND	73	8.9	ug/kg	
92-52-4	1,1'-Biphenyl	ND	73	5.0	ug/kg	
100-52-7	Benzaldehyde	ND	180	9.1	ug/kg	
91-58-7	2-Chloronaphthalene	ND	73	8.7	ug/kg	
106-47-8	4-Chloroaniline	ND	180	13	ug/kg	
86-74-8	Carbazole	ND	73	5.3	ug/kg	

ND = Not detected MDL = Method Detection Limit
RL = Reporting Limit
E = Indicates value exceeds calibration range

J = Indicates an estimated value
B = Indicates analyte found in associated method blank
N = Indicates presumptive evidence of a compound

Report of Analysis

Client Sample ID:	TT-SB-29-4.0-6.0		
Lab Sample ID:	JD36084-7	**Date Sampled:**	12/01/21
Matrix:	SO - Soil	**Date Received:**	12/02/21
Method:	SW846 8270E SW846 3546	**Percent Solids:**	90.1
Project:	2nd Avenue and 33-39th Street, Brooklyn, NY		

ABN TCL List (SOM0 2.0)

CAS No.	Compound	Result	RL	MDL	Units	Q
105-60-2	Caprolactam	ND	73	14	ug/kg	
218-01-9	Chrysene	44.0	37	12	ug/kg	
111-91-1	bis(2-Chloroethoxy)methane	ND	73	7.8	ug/kg	
111-44-4	bis(2-Chloroethyl)ether	ND	73	16	ug/kg	
108-60-1	2,2'-Oxybis(1-chloropropane)	ND	73	13	ug/kg	
7005-72-3	4-Chlorophenyl phenyl ether	ND	73	12	ug/kg	
121-14-2	2,4-Dinitrotoluene	ND	37	11	ug/kg	
606-20-2	2,6-Dinitrotoluene	ND	37	18	ug/kg	
91-94-1	3,3'-Dichlorobenzidine	ND	73	30	ug/kg	
123-91-1	1,4-Dioxane	ND	37	24	ug/kg	
53-70-3	Dibenzo(a,h)anthracene	21.4	37	16	ug/kg	J
132-64-9	Dibenzofuran	ND	73	15	ug/kg	
84-74-2	Di-n-butyl phthalate	ND	73	6.0	ug/kg	
117-84-0	Di-n-octyl phthalate	ND	73	9.1	ug/kg	
84-66-2	Diethyl phthalate	ND	73	7.8	ug/kg	
131-11-3	Dimethyl phthalate	ND	73	6.5	ug/kg	
117-81-7	bis(2-Ethylhexyl)phthalate	ND	73	8.5	ug/kg	
206-44-0	Fluoranthene	80.3	37	16	ug/kg	
86-73-7	Fluorene	ND	37	17	ug/kg	
118-74-1	Hexachlorobenzene	ND	73	9.2	ug/kg	
87-68-3	Hexachlorobutadiene	ND	37	15	ug/kg	
77-47-4	Hexachlorocyclopentadiene	ND	370	15	ug/kg	
67-72-1	Hexachloroethane	ND	180	18	ug/kg	
193-39-5	Indeno(1,2,3-cd)pyrene	40.9	37	17	ug/kg	
78-59-1	Isophorone	ND	73	7.8	ug/kg	
91-57-6	2-Methylnaphthalene	ND	37	8.3	ug/kg	
88-74-4	2-Nitroaniline	ND	180	8.6	ug/kg	
99-09-2	3-Nitroaniline	ND	180	9.1	ug/kg	
100-01-6	4-Nitroaniline	ND	180	9.5	ug/kg	
91-20-3	Naphthalene	ND	37	10	ug/kg	
98-95-3	Nitrobenzene	ND	73	14	ug/kg	
621-64-7	N-Nitroso-di-n-propylamine	ND	73	11	ug/kg	
86-30-6	N-Nitrosodiphenylamine	ND	180	13	ug/kg	
85-01-8	Phenanthrene	36.8	37	12	ug/kg	J
129-00-0	Pyrene	81.4	37	12	ug/kg	
95-94-3	1,2,4,5-Tetrachlorobenzene	ND	180	9.3	ug/kg	

CAS No.	Surrogate Recoveries	Run# 1	Run# 2	Limits
367-12-4	2-Fluorophenol	36%		10-109%

ND = Not detected MDL = Method Detection Limit
RL = Reporting Limit
E = Indicates value exceeds calibration range

J = Indicates an estimated value
B = Indicates analyte found in associated method blank
N = Indicates presumptive evidence of a compound

Report of Analysis

Client Sample ID:	TT-SB-29-4.0-6.0		
Lab Sample ID:	JD36084-7	**Date Sampled:**	12/01/21
Matrix:	SO - Soil	**Date Received:**	12/02/21
Method:	SW846 8270E SW846 3546	**Percent Solids:**	90.1
Project:	2nd Avenue and 33-39th Street, Brooklyn, NY		

ABN TCL List (SOM0 2.0)

CAS No.	Surrogate Recoveries	Run# 1	Run# 2	Limits
4165-62-2	Phenol-d5	35%		10-105%
118-79-6	2,4,6-Tribromophenol	42%		10-135%
4165-60-0	Nitrobenzene-d5	35%		10-119%
321-60-8	2-Fluorobiphenyl	41%		18-112%
1718-51-0	Terphenyl-d14	44%		18-125%

CAS No.	Tentatively Identified Compounds	R.T.	Est. Conc.	Units	Q
	System artifact/aldol-condensation	3.27	210	ug/kg	J
	Unknown	12.97	170	ug/kg	J
	Unknown	15.54	150	ug/kg	J
	Total TIC, Semi-Volatile		320	ug/kg	J

ND = Not detected MDL = Method Detection Limit
RL = Reporting Limit
E = Indicates value exceeds calibration range

J = Indicates an estimated value
B = Indicates analyte found in associated method blank
N = Indicates presumptive evidence of a compound

Report of Analysis

Client Sample ID:	TT-SB-29-4.0-6.0		
Lab Sample ID:	JD36084-7	**Date Sampled:**	12/01/21
Matrix:	SO - Soil	**Date Received:**	12/02/21
Method:	SW846 8270E BY SIM SW846 3546	**Percent Solids:**	90.1
Project:	2nd Avenue and 33-39th Street, Brooklyn, NY		

	File ID	DF	Analyzed	By	Prep Date	Prep Batch	Analytical Batch
Run #1	4M105425.D	1	12/23/21 01:39	NAP	12/04/21 10:20	OP36957A	E4M4896
Run #2							

	Initial Weight	Final Volume
Run #1	30.4 g	1.0 ml
Run #2		

CAS No.	Compound	Result	RL	MDL	Units	Q
123-91-1	1,4-Dioxane	ND	3.7	1.8	ug/kg	

CAS No.	Surrogate Recoveries	Run# 1	Run# 2	Limits
4165-60-0	Nitrobenzene-d5	46%		10-107%
321-60-8	2-Fluorobiphenyl	43%		17-91%
1718-51-0	Terphenyl-d14	47%		17-105%

ND = Not detected MDL = Method Detection Limit
RL = Reporting Limit
E = Indicates value exceeds calibration range

J = Indicates an estimated value
B = Indicates analyte found in associated method blank
N = Indicates presumptive evidence of a compound

Report of Analysis

Client Sample ID:	TT-SB-29-4.0-6.0		
Lab Sample ID:	JD36084-7	**Date Sampled:**	12/01/21
Matrix:	SO - Soil	**Date Received:**	12/02/21
Method:	SW846 8151A SW846 3546	**Percent Solids:**	90.1
Project:	2nd Avenue and 33-39th Street, Brooklyn, NY		

	File ID	DF	Analyzed	By	Prep Date	Prep Batch	Analytical Batch
Run #1	OA155533.D	1	12/10/21 07:54	RK	12/07/21 10:55	OP36933	GOA5500
Run #2							

	Initial Weight	Final Volume
Run #1	16.0 g	5.0 ml
Run #2		

Herbicide List

CAS No.	Compound	Result	RL	MDL	Units	Q
94-75-7	2,4-D	ND	17	7.8	ug/kg	
93-72-1	2,4,5-TP (Silvex)	ND	3.5	2.0	ug/kg	
93-76-5	2,4,5-T	ND	3.5	1.7	ug/kg	

CAS No.	Surrogate Recoveries	Run# 1	Run# 2	Limits
19719-28-9	2,4-DCAA	45%		10-125%
19719-28-9	2,4-DCAA	50%		10-125%

ND = Not detected MDL = Method Detection Limit
RL = Reporting Limit
E = Indicates value exceeds calibration range

J = Indicates an estimated value
B = Indicates analyte found in associated method blank
N = Indicates presumptive evidence of a compound

Report of Analysis

Client Sample ID:	TT-SB-29-4.0-6.0		
Lab Sample ID:	JD36084-7	**Date Sampled:**	12/01/21
Matrix:	SO - Soil	**Date Received:**	12/02/21
Method:	SW846 8081B SW846 3546	**Percent Solids:**	90.1
Project:	2nd Avenue and 33-39th Street, Brooklyn, NY		

	File ID	DF	Analyzed	By	Prep Date	Prep Batch	Analytical Batch
Run #1 [a]	1G172332.D	1	12/23/21 08:24	CP	12/17/21 14:30	OP37171	G1G5947
Run #2 [b]	1G171974.D	1	12/12/21 21:37	TL	12/06/21 11:35	OP36961	G1G5933

	Initial Weight	Final Volume
Run #1	15.8 g	10.0 ml
Run #2	16.0 g	10.0 ml

Pesticide TCL List

CAS No.	Compound	Result	RL	MDL	Units	Q
309-00-2	Aldrin	ND	0.70	0.58	ug/kg	
319-84-6	alpha-BHC	ND	0.70	0.57	ug/kg	
319-85-7	beta-BHC	ND	0.70	0.64	ug/kg	
319-86-8	delta-BHC	ND	0.70	0.67	ug/kg	
58-89-9	gamma-BHC (Lindane)	ND	0.70	0.52	ug/kg	
5103-71-9	alpha-Chlordane	ND	0.70	0.57	ug/kg	
5103-74-2	gamma-Chlordane	ND	0.70	0.32	ug/kg	
60-57-1	Dieldrin	ND	0.70	0.48	ug/kg	
72-54-8	4,4'-DDD	ND	0.70	0.64	ug/kg	
72-55-9	4,4'-DDE	ND	0.70	0.62	ug/kg	
50-29-3	4,4'-DDT	ND	0.70	0.62	ug/kg	
72-20-8	Endrin	ND	0.70	0.55	ug/kg	
1031-07-8	Endosulfan sulfate	ND	0.70	0.55	ug/kg	
7421-93-4	Endrin aldehyde	ND	0.70	0.40	ug/kg	
959-98-8	Endosulfan-I	ND	0.70	0.40	ug/kg	
33213-65-9	Endosulfan-II	ND	0.70	0.44	ug/kg	
76-44-8	Heptachlor	ND	0.70	0.61	ug/kg	
1024-57-3	Heptachlor epoxide	ND	0.70	0.49	ug/kg	
72-43-5	Methoxychlor	ND	1.4	0.56	ug/kg	
53494-70-5	Endrin ketone	ND	0.70	0.51	ug/kg	
8001-35-2	Toxaphene	ND	18	16	ug/kg	

CAS No.	Surrogate Recoveries	Run# 1	Run# 2	Limits
877-09-8	Tetrachloro-m-xylene	82%	94%	14-145%
877-09-8	Tetrachloro-m-xylene	80%	96%	14-145%
2051-24-3	Decachlorobiphenyl	64%	89%	10-197%
2051-24-3	Decachlorobiphenyl	73%	96%	10-197%

(a) Re-extracted due to BS outside in house QC limits. Originally prep date was within holding time.
(b) Confirmation run.

ND = Not detected MDL = Method Detection Limit
RL = Reporting Limit
E = Indicates value exceeds calibration range
J = Indicates an estimated value
B = Indicates analyte found in associated method blank
N = Indicates presumptive evidence of a compound

Report of Analysis

Client Sample ID:	TT-SB-29-4.0-6.0		
Lab Sample ID:	JD36084-7	**Date Sampled:**	12/01/21
Matrix:	SO - Soil	**Date Received:**	12/02/21
Method:	SW846 8082A SW846 3546	**Percent Solids:**	90.1
Project:	2nd Avenue and 33-39th Street, Brooklyn, NY		

	File ID	DF	Analyzed	By	Prep Date	Prep Batch	Analytical Batch
Run #1	RK7095.D	1	12/08/21 20:20	TL	12/06/21 11:35	OP36962	GRK183
Run #2							

	Initial Weight	Final Volume
Run #1	16.0 g	10.0 ml
Run #2		

PCB List

CAS No.	Compound	Result	RL	MDL	Units	Q
12674-11-2	Aroclor 1016	ND	35	16	ug/kg	
11104-28-2	Aroclor 1221	ND	35	22	ug/kg	
11141-16-5	Aroclor 1232	ND	35	22	ug/kg	
53469-21-9	Aroclor 1242	ND	35	14	ug/kg	
12672-29-6	Aroclor 1248	ND	35	31	ug/kg	
11097-69-1	Aroclor 1254	ND	35	19	ug/kg	
11096-82-5	Aroclor 1260	ND	35	15	ug/kg	
11100-14-4	Aroclor 1268	ND	35	15	ug/kg	
37324-23-5	Aroclor 1262	ND	35	23	ug/kg	

CAS No.	Surrogate Recoveries	Run# 1	Run# 2	Limits
877-09-8	Tetrachloro-m-xylene	117%		24-152%
877-09-8	Tetrachloro-m-xylene	117%		24-152%
2051-24-3	Decachlorobiphenyl	73%		10-172%
2051-24-3	Decachlorobiphenyl	103%		10-172%

ND = Not detected MDL = Method Detection Limit
RL = Reporting Limit
E = Indicates value exceeds calibration range

J = Indicates an estimated value
B = Indicates analyte found in associated method blank
N = Indicates presumptive evidence of a compound

Report of Analysis

Client Sample ID:	TT-SB-29-4.0-6.0		
Lab Sample ID:	JD36084-7	**Date Sampled:**	12/01/21
Matrix:	SO - Soil	**Date Received:**	12/02/21
		Percent Solids:	90.1
Project:	2nd Avenue and 33-39th Street, Brooklyn, NY		

Metals Analysis

Analyte	Result	RL	Units	DF	Prep	Analyzed	By	Method	Prep Method
Aluminum	5590	55	mg/kg	1	12/06/21	12/07/21	ND	SW846 6010D [2]	SW846 3050B [3]
Antimony	< 2.2	2.2	mg/kg	1	12/06/21	12/07/21	ND	SW846 6010D [2]	SW846 3050B [3]
Arsenic	3.1	2.2	mg/kg	1	12/06/21	12/07/21	ND	SW846 6010D [2]	SW846 3050B [3]
Barium	31.1	22	mg/kg	1	12/06/21	12/07/21	ND	SW846 6010D [2]	SW846 3050B [3]
Beryllium	0.49	0.22	mg/kg	1	12/06/21	12/07/21	ND	SW846 6010D [2]	SW846 3050B [3]
Cadmium	< 0.55	0.55	mg/kg	1	12/06/21	12/07/21	ND	SW846 6010D [2]	SW846 3050B [3]
Calcium	1660	550	mg/kg	1	12/06/21	12/07/21	ND	SW846 6010D [2]	SW846 3050B [3]
Chromium	11.1	1.1	mg/kg	1	12/06/21	12/07/21	ND	SW846 6010D [2]	SW846 3050B [3]
Cobalt	< 5.5	5.5	mg/kg	1	12/06/21	12/07/21	ND	SW846 6010D [2]	SW846 3050B [3]
Copper	16.0	2.8	mg/kg	1	12/06/21	12/07/21	ND	SW846 6010D [2]	SW846 3050B [3]
Iron	11200	55	mg/kg	1	12/06/21	12/07/21	ND	SW846 6010D [2]	SW846 3050B [3]
Lead	13.4	2.2	mg/kg	1	12/06/21	12/07/21	ND	SW846 6010D [2]	SW846 3050B [3]
Magnesium	2430	550	mg/kg	1	12/06/21	12/07/21	ND	SW846 6010D [2]	SW846 3050B [3]
Manganese	276	1.7	mg/kg	1	12/06/21	12/07/21	ND	SW846 6010D [2]	SW846 3050B [3]
Mercury	0.072	0.036	mg/kg	1	12/06/21	12/06/21	SB	SW846 7471B [1]	SW846 7471B [4]
Nickel	13.4	4.4	mg/kg	1	12/06/21	12/07/21	ND	SW846 6010D [2]	SW846 3050B [3]
Potassium	1100	1100	mg/kg	1	12/06/21	12/07/21	ND	SW846 6010D [2]	SW846 3050B [3]
Selenium	< 2.2	2.2	mg/kg	1	12/06/21	12/07/21	ND	SW846 6010D [2]	SW846 3050B [3]
Silver	< 0.55	0.55	mg/kg	1	12/06/21	12/07/21	ND	SW846 6010D [2]	SW846 3050B [3]
Sodium	< 1100	1100	mg/kg	1	12/06/21	12/07/21	ND	SW846 6010D [2]	SW846 3050B [3]
Thallium	< 1.1	1.1	mg/kg	1	12/06/21	12/07/21	ND	SW846 6010D [2]	SW846 3050B [3]
Vanadium	17.0	5.5	mg/kg	1	12/06/21	12/07/21	ND	SW846 6010D [2]	SW846 3050B [3]
Zinc	32.3	5.5	mg/kg	1	12/06/21	12/07/21	ND	SW846 6010D [2]	SW846 3050B [3]

(1) Instrument QC Batch: MA51535
(2) Instrument QC Batch: MA51558
(3) Prep QC Batch: MP30189
(4) Prep QC Batch: MP30190

RL = Reporting Limit

Report of Analysis

Client Sample ID:	TT-SB-29-4.0-6.0		
Lab Sample ID:	JD36084-7	**Date Sampled:**	12/01/21
Matrix:	SO - Soil	**Date Received:**	12/02/21
		Percent Solids:	90.1
Project:	2nd Avenue and 33-39th Street, Brooklyn, NY		

General Chemistry

Analyte	Result	RL	Units	DF	Analyzed	By	Method
Cyanide	< 0.33	0.33	mg/kg	1	12/09/21 03:17	EB	SW846 9012B/LACHAT
Solids, Percent	90.1		%	1	12/05/21 15:00	BG	SM2540 G 18TH ED MOD

RL = Reporting Limit

Report of Analysis

Client Sample ID:	TT-SB-29-4.0-6.0		
Lab Sample ID:	JD36084-7A	**Date Sampled:**	12/01/21
Matrix:	SO - Soil	**Date Received:**	12/02/21
Method:	EPA 537M BY ID IN HOUSE	**Percent Solids:**	90.1
Project:	2nd Avenue and 33-39th Street, Brooklyn, NY		

	File ID	DF	Analyzed	By	Prep Date	Prep Batch	Analytical Batch
Run #1 [a]	2Q82030.D	1	12/22/21 04:55	AFL	12/13/21 09:00	F:OP88800	F:S2Q1159
Run #2							

	Initial Weight	Final Volume
Run #1	2.04 g	1.0 ml
Run #2		

PFAS List

CAS No.	Compound	Result	RL	MDL	Units	Q
PERFLUOROALKYLCARBOXYLIC ACIDS						
375-22-4	Perfluorobutanoic acid	ND	1.1	0.41	ug/kg	
2706-90-3	Perfluoropentanoic acid	ND	0.54	0.27	ug/kg	
307-24-4	Perfluorohexanoic acid	ND	0.54	0.27	ug/kg	
375-85-9	Perfluoroheptanoic acid	ND	0.54	0.27	ug/kg	
335-67-1	Perfluorooctanoic acid	ND	0.54	0.27	ug/kg	
375-95-1	Perfluorononanoic acid	ND	0.54	0.27	ug/kg	
335-76-2	Perfluorodecanoic acid	ND	0.54	0.27	ug/kg	
2058-94-8	Perfluoroundecanoic acid	ND	0.54	0.27	ug/kg	
307-55-1	Perfluorododecanoic acid	ND	0.54	0.27	ug/kg	
72629-94-8	Perfluorotridecanoic acid	ND	0.54	0.29	ug/kg	
376-06-7	Perfluorotetradecanoic acid	ND	0.54	0.27	ug/kg	
PERFLUOROALKYLSULFONIC ACIDS						
375-73-5	Perfluorobutanesulfonic acid	ND	0.54	0.27	ug/kg	
355-46-4	Perfluorohexanesulfonic acid	ND	0.54	0.27	ug/kg	
375-92-8	Perfluoroheptanesulfonic acid	ND	0.54	0.27	ug/kg	
1763-23-1	Perfluorooctanesulfonic acid	ND	0.54	0.27	ug/kg	
335-77-3	Perfluorodecanesulfonic acid	ND	0.54	0.27	ug/kg	
PERFLUOROOCTANESULFONAMIDES						
754-91-6	PFOSA	ND	0.54	0.27	ug/kg	
PERFLUOROOCTANESULFONAMIDOACETIC ACIDS						
2355-31-9	MeFOSAA	ND	1.1	0.54	ug/kg	
2991-50-6	EtFOSAA	ND	1.1	0.54	ug/kg	
FLUOROTELOMER SULFONATES						
27619-97-2	6:2 Fluorotelomer sulfonate	ND	1.1	0.27	ug/kg	
39108-34-4	8:2 Fluorotelomer sulfonate	ND	1.1	0.27	ug/kg	

ND = Not detected MDL = Method Detection Limit J = Indicates an estimated value
RL = Reporting Limit B = Indicates analyte found in associated method blank
E = Indicates value exceeds calibration range N = Indicates presumptive evidence of a compound

Report of Analysis

Client Sample ID:	TT-SB-29-4.0-6.0		
Lab Sample ID:	JD36084-7A	**Date Sampled:**	12/01/21
Matrix:	SO - Soil	**Date Received:**	12/02/21
Method:	EPA 537M BY ID IN HOUSE	**Percent Solids:**	90.1
Project:	2nd Avenue and 33-39th Street, Brooklyn, NY		

PFAS List

CAS No.	ID Standard Recoveries	Run# 1	Run# 2	Limits
	13C4-PFBA	81%		40-140%
	13C5-PFPeA	84%		50-150%
	13C5-PFHxA	86%		50-150%
	13C4-PFHpA	88%		50-150%
	13C8-PFOA	87%		50-150%
	13C9-PFNA	88%		50-150%
	13C6-PFDA	91%		50-150%
	13C7-PFUnDA	88%		40-140%
	13C2-PFDoDA	89%		40-140%
	13C2-PFTeDA	92%		30-130%
	13C3-PFBS	81%		50-150%
	13C3-PFHxS	84%		50-150%
	13C8-PFOS	84%		50-150%
	13C8-FOSA	89%		30-130%
	d3-MeFOSAA	85%		40-140%
	d5-EtFOSAA	86%		40-140%
	13C2-6:2FTS	80%		50-150%
	13C2-8:2FTS	88%		50-150%

(a) Analysis performed at SGS Orlando, FL.

ND = Not detected MDL = Method Detection Limit
RL = Reporting Limit
E = Indicates value exceeds calibration range

J = Indicates an estimated value
B = Indicates analyte found in associated method blank
N = Indicates presumptive evidence of a compound

Report of Analysis

Client Sample ID:	TT-SB-30-7.0-9.0		
Lab Sample ID:	JD36084-8	**Date Sampled:**	12/02/21
Matrix:	SO - Soil	**Date Received:**	12/02/21
Method:	SW846 8260D SW846 5035	**Percent Solids:**	90.1
Project:	2nd Avenue and 33-39th Street, Brooklyn, NY		

	File ID	DF	Analyzed	By	Prep Date	Prep Batch	Analytical Batch
Run #1	I240361.D	1	12/04/21 16:03	PS	12/03/21 08:00	n/a	VI9771
Run #2							

	Initial Weight
Run #1	5.7 g
Run #2	

VOA TCL List

CAS No.	Compound	Result	RL	MDL	Units	Q
67-64-1	Acetone	8.8	9.7	4.0	ug/kg	J
71-43-2	Benzene	ND	0.49	0.44	ug/kg	
74-97-5	Bromochloromethane	ND	4.9	0.55	ug/kg	
75-27-4	Bromodichloromethane	ND	1.9	0.42	ug/kg	
75-25-2	Bromoform	ND	4.9	1.3	ug/kg	
74-83-9	Bromomethane	ND	4.9	0.74	ug/kg	
78-93-3	2-Butanone (MEK)	ND	9.7	2.4	ug/kg	
75-15-0	Carbon disulfide	ND	1.9	0.52	ug/kg	
56-23-5	Carbon tetrachloride	ND	1.9	0.60	ug/kg	
108-90-7	Chlorobenzene	ND	1.9	0.45	ug/kg	
75-00-3	Chloroethane	ND	4.9	0.58	ug/kg	
67-66-3	Chloroform	ND	1.9	0.51	ug/kg	
74-87-3	Chloromethane	ND	4.9	1.9	ug/kg	
110-82-7	Cyclohexane	ND	1.9	0.64	ug/kg	
96-12-8	1,2-Dibromo-3-chloropropane	ND	1.9	0.68	ug/kg	
124-48-1	Dibromochloromethane	ND	1.9	0.55	ug/kg	
106-93-4	1,2-Dibromoethane	ND	0.97	0.41	ug/kg	
95-50-1	1,2-Dichlorobenzene	ND	0.97	0.53	ug/kg	
541-73-1	1,3-Dichlorobenzene	ND	0.97	0.48	ug/kg	
106-46-7	1,4-Dichlorobenzene	ND	0.97	0.48	ug/kg	
75-71-8	Dichlorodifluoromethane	ND	4.9	0.71	ug/kg	
75-34-3	1,1-Dichloroethane	ND	0.97	0.48	ug/kg	
107-06-2	1,2-Dichloroethane	ND	0.97	0.46	ug/kg	
75-35-4	1,1-Dichloroethene	ND	0.97	0.64	ug/kg	
156-59-2	cis-1,2-Dichloroethene	ND	0.97	0.82	ug/kg	
156-60-5	trans-1,2-Dichloroethene	ND	0.97	0.59	ug/kg	
78-87-5	1,2-Dichloropropane	ND	1.9	0.46	ug/kg	
10061-01-5	cis-1,3-Dichloropropene	ND	1.9	0.46	ug/kg	
10061-02-6	trans-1,3-Dichloropropene	ND	1.9	0.44	ug/kg	
100-41-4	Ethylbenzene	ND	0.97	0.44	ug/kg	
76-13-1	Freon 113	ND	4.9	2.6	ug/kg	
591-78-6	2-Hexanone	ND	4.9	2.1	ug/kg	

ND = Not detected MDL = Method Detection Limit
RL = Reporting Limit
E = Indicates value exceeds calibration range

J = Indicates an estimated value
B = Indicates analyte found in associated method blank
N = Indicates presumptive evidence of a compound

Report of Analysis

Client Sample ID:	TT-SB-30-7.0-9.0		
Lab Sample ID:	JD36084-8	**Date Sampled:**	12/02/21
Matrix:	SO - Soil	**Date Received:**	12/02/21
Method:	SW846 8260D SW846 5035	**Percent Solids:**	90.1
Project:	2nd Avenue and 33-39th Street, Brooklyn, NY		

VOA TCL List

CAS No.	Compound	Result	RL	MDL	Units	Q
98-82-8	Isopropylbenzene	ND	1.9	1.4	ug/kg	
79-20-9	Methyl Acetate	ND	4.9	1.4	ug/kg	
108-87-2	Methylcyclohexane	ND	1.9	0.85	ug/kg	
1634-04-4	Methyl Tert Butyl Ether	ND	0.97	0.46	ug/kg	
108-10-1	4-Methyl-2-pentanone(MIBK)	ND	4.9	2.2	ug/kg	
75-09-2	Methylene chloride	ND	4.9	2.5	ug/kg	
100-42-5	Styrene	ND	1.9	0.39	ug/kg	
79-34-5	1,1,2,2-Tetrachloroethane	ND	1.9	0.58	ug/kg	
127-18-4	Tetrachloroethene	ND	1.9	0.56	ug/kg	
108-88-3	Toluene	ND	0.97	0.51	ug/kg	
87-61-6	1,2,3-Trichlorobenzene	ND	4.9	2.4	ug/kg	
120-82-1	1,2,4-Trichlorobenzene	ND	4.9	2.4	ug/kg	
71-55-6	1,1,1-Trichloroethane	ND	1.9	0.47	ug/kg	
79-00-5	1,1,2-Trichloroethane	ND	1.9	0.54	ug/kg	
79-01-6	Trichloroethene	ND	0.97	0.74	ug/kg	
75-69-4	Trichlorofluoromethane	ND	4.9	0.67	ug/kg	
75-01-4	Vinyl chloride	ND	1.9	0.47	ug/kg	
	m,p-Xylene	ND	0.97	0.87	ug/kg	
95-47-6	o-Xylene	ND	0.97	0.45	ug/kg	
1330-20-7	Xylene (total)	ND	0.97	0.45	ug/kg	

CAS No.	Surrogate Recoveries	Run# 1	Run# 2	Limits
1868-53-7	Dibromofluoromethane	103%		72-130%
17060-07-0	1,2-Dichloroethane-D4	107%		75-131%
2037-26-5	Toluene-D8	89%		81-121%
460-00-4	4-Bromofluorobenzene	97%		60-141%

CAS No.	Tentatively Identified Compounds	R.T.	Est. Conc.	Units	Q
	Total TIC, Volatile		0	ug/kg	

ND = Not detected MDL = Method Detection Limit
RL = Reporting Limit
E = Indicates value exceeds calibration range

J = Indicates an estimated value
B = Indicates analyte found in associated method blank
N = Indicates presumptive evidence of a compound

Report of Analysis

Client Sample ID:	TT-SB-30-7.0-9.0		
Lab Sample ID:	JD36084-8	**Date Sampled:**	12/02/21
Matrix:	SO - Soil	**Date Received:**	12/02/21
Method:	SW846 8270E SW846 3546	**Percent Solids:**	90.1
Project:	2nd Avenue and 33-39th Street, Brooklyn, NY		

	File ID	DF	Analyzed	By	Prep Date	Prep Batch	Analytical Batch
Run #1	F204081.D	1	12/06/21 17:18	KLS	12/04/21 10:20	OP36957	EF8943
Run #2							

	Initial Weight	Final Volume
Run #1	30.6 g	1.0 ml
Run #2		

ABN TCL List (SOM0 2.0)

CAS No.	Compound	Result	RL	MDL	Units	Q
95-57-8	2-Chlorophenol	ND	73	18	ug/kg	
59-50-7	4-Chloro-3-methyl phenol	ND	180	22	ug/kg	
120-83-2	2,4-Dichlorophenol	ND	180	31	ug/kg	
105-67-9	2,4-Dimethylphenol	ND	180	65	ug/kg	
51-28-5	2,4-Dinitrophenol	ND	180	140	ug/kg	
534-52-1	4,6-Dinitro-o-cresol	ND	180	39	ug/kg	
95-48-7	2-Methylphenol	ND	73	23	ug/kg	
	3&4-Methylphenol	ND	73	30	ug/kg	
88-75-5	2-Nitrophenol	ND	180	24	ug/kg	
100-02-7	4-Nitrophenol	ND	360	97	ug/kg	
87-86-5	Pentachlorophenol	ND	150	34	ug/kg	
108-95-2	Phenol	ND	73	19	ug/kg	
58-90-2	2,3,4,6-Tetrachlorophenol	ND	180	24	ug/kg	
95-95-4	2,4,5-Trichlorophenol	ND	180	27	ug/kg	
88-06-2	2,4,6-Trichlorophenol	ND	180	22	ug/kg	
83-32-9	Acenaphthene	ND	36	13	ug/kg	
208-96-8	Acenaphthylene	ND	36	18	ug/kg	
98-86-2	Acetophenone	ND	180	7.8	ug/kg	
120-12-7	Anthracene	28.5	36	22	ug/kg	J
1912-24-9	Atrazine	ND	73	16	ug/kg	
56-55-3	Benzo(a)anthracene	75.6	36	10	ug/kg	
50-32-8	Benzo(a)pyrene	65.5	36	17	ug/kg	
205-99-2	Benzo(b)fluoranthene	81.0	36	16	ug/kg	
191-24-2	Benzo(g,h,i)perylene	39.8	36	18	ug/kg	
207-08-9	Benzo(k)fluoranthene	28.7	36	17	ug/kg	J
101-55-3	4-Bromophenyl phenyl ether	ND	73	14	ug/kg	
85-68-7	Butyl benzyl phthalate	ND	73	8.9	ug/kg	
92-52-4	1,1'-Biphenyl	ND	73	5.0	ug/kg	
100-52-7	Benzaldehyde	ND	180	9.0	ug/kg	
91-58-7	2-Chloronaphthalene	ND	73	8.6	ug/kg	
106-47-8	4-Chloroaniline	ND	180	13	ug/kg	
86-74-8	Carbazole	12.3	73	5.3	ug/kg	J

ND = Not detected MDL = Method Detection Limit
RL = Reporting Limit
E = Indicates value exceeds calibration range

J = Indicates an estimated value
B = Indicates analyte found in associated method blank
N = Indicates presumptive evidence of a compound

Report of Analysis

Client Sample ID:	TT-SB-30-7.0-9.0		
Lab Sample ID:	JD36084-8	**Date Sampled:**	12/02/21
Matrix:	SO - Soil	**Date Received:**	12/02/21
Method:	SW846 8270E SW846 3546	**Percent Solids:**	90.1
Project:	2nd Avenue and 33-39th Street, Brooklyn, NY		

ABN TCL List (SOM0 2.0)

CAS No.	Compound	Result	RL	MDL	Units	Q
105-60-2	Caprolactam	ND	73	14	ug/kg	
218-01-9	Chrysene	77.7	36	11	ug/kg	
111-91-1	bis(2-Chloroethoxy)methane	ND	73	7.8	ug/kg	
111-44-4	bis(2-Chloroethyl)ether	ND	73	16	ug/kg	
108-60-1	2,2'-Oxybis(1-chloropropane)	ND	73	13	ug/kg	
7005-72-3	4-Chlorophenyl phenyl ether	ND	73	12	ug/kg	
121-14-2	2,4-Dinitrotoluene	ND	36	11	ug/kg	
606-20-2	2,6-Dinitrotoluene	ND	36	18	ug/kg	
91-94-1	3,3'-Dichlorobenzidine	ND	73	30	ug/kg	
123-91-1	1,4-Dioxane	ND	36	24	ug/kg	
53-70-3	Dibenzo(a,h)anthracene	27.0	36	16	ug/kg	J
132-64-9	Dibenzofuran	ND	73	15	ug/kg	
84-74-2	Di-n-butyl phthalate	ND	73	5.9	ug/kg	
117-84-0	Di-n-octyl phthalate	ND	73	9.0	ug/kg	
84-66-2	Diethyl phthalate	ND	73	7.7	ug/kg	
131-11-3	Dimethyl phthalate	ND	73	6.5	ug/kg	
117-81-7	bis(2-Ethylhexyl)phthalate	ND	73	8.5	ug/kg	
206-44-0	Fluoranthene	151	36	16	ug/kg	
86-73-7	Fluorene	ND	36	17	ug/kg	
118-74-1	Hexachlorobenzene	ND	73	9.2	ug/kg	
87-68-3	Hexachlorobutadiene	ND	36	15	ug/kg	
77-47-4	Hexachlorocyclopentadiene	ND	360	14	ug/kg	
67-72-1	Hexachloroethane	ND	180	18	ug/kg	
193-39-5	Indeno(1,2,3-cd)pyrene	59.0	36	17	ug/kg	
78-59-1	Isophorone	ND	73	7.8	ug/kg	
91-57-6	2-Methylnaphthalene	ND	36	8.2	ug/kg	
88-74-4	2-Nitroaniline	ND	180	8.6	ug/kg	
99-09-2	3-Nitroaniline	ND	180	9.1	ug/kg	
100-01-6	4-Nitroaniline	ND	180	9.4	ug/kg	
91-20-3	Naphthalene	11.7	36	10	ug/kg	J
98-95-3	Nitrobenzene	ND	73	14	ug/kg	
621-64-7	N-Nitroso-di-n-propylamine	ND	73	10	ug/kg	
86-30-6	N-Nitrosodiphenylamine	ND	180	13	ug/kg	
85-01-8	Phenanthrene	139	36	12	ug/kg	
129-00-0	Pyrene	161	36	12	ug/kg	
95-94-3	1,2,4,5-Tetrachlorobenzene	ND	180	9.2	ug/kg	

CAS No.	Surrogate Recoveries	Run# 1	Run# 2	Limits
367-12-4	2-Fluorophenol	48%		10-109%

ND = Not detected MDL = Method Detection Limit
RL = Reporting Limit
E = Indicates value exceeds calibration range

J = Indicates an estimated value
B = Indicates analyte found in associated method blank
N = Indicates presumptive evidence of a compound

Report of Analysis

Client Sample ID:	TT-SB-30-7.0-9.0		
Lab Sample ID:	JD36084-8	**Date Sampled:**	12/02/21
Matrix:	SO - Soil	**Date Received:**	12/02/21
Method:	SW846 8270E SW846 3546	**Percent Solids:**	90.1
Project:	2nd Avenue and 33-39th Street, Brooklyn, NY		

ABN TCL List (SOM0 2.0)

CAS No.	Surrogate Recoveries	Run# 1	Run# 2	Limits
4165-62-2	Phenol-d5	46%		10-105%
118-79-6	2,4,6-Tribromophenol	51%		10-135%
4165-60-0	Nitrobenzene-d5	44%		10-119%
321-60-8	2-Fluorobiphenyl	52%		18-112%
1718-51-0	Terphenyl-d14	54%		18-125%

CAS No.	Tentatively Identified Compounds	R.T.	Est. Conc.	Units	Q
	System artifact	3.22	180	ug/kg	J
	System artifact/aldol-condensation	3.27	470	ug/kg	J
	Unknown	12.97	360	ug/kg	J
	Total TIC, Semi-Volatile		360	ug/kg	J

ND = Not detected MDL = Method Detection Limit
RL = Reporting Limit
E = Indicates value exceeds calibration range

J = Indicates an estimated value
B = Indicates analyte found in associated method blank
N = Indicates presumptive evidence of a compound

Report of Analysis

Client Sample ID:	TT-SB-30-7.0-9.0		
Lab Sample ID:	JD36084-8	**Date Sampled:**	12/02/21
Matrix:	SO - Soil	**Date Received:**	12/02/21
Method:	SW846 8270E BY SIM SW846 3546	**Percent Solids:**	90.1
Project:	2nd Avenue and 33-39th Street, Brooklyn, NY		

	File ID	DF	Analyzed	By	Prep Date	Prep Batch	Analytical Batch
Run #1	4M105423.D	1	12/23/21 00:59	NAP	12/04/21 10:20	OP36957A	E4M4896
Run #2							

	Initial Weight	Final Volume
Run #1	30.6 g	1.0 ml
Run #2		

CAS No.	Compound	Result	RL	MDL	Units	Q
123-91-1	1,4-Dioxane	ND	3.6	1.8	ug/kg	

CAS No.	Surrogate Recoveries	Run# 1	Run# 2	Limits
4165-60-0	Nitrobenzene-d5	57%		10-107%
321-60-8	2-Fluorobiphenyl	53%		17-91%
1718-51-0	Terphenyl-d14	56%		17-105%

ND = Not detected MDL = Method Detection Limit J = Indicates an estimated value
RL = Reporting Limit B = Indicates analyte found in associated method blank
E = Indicates value exceeds calibration range N = Indicates presumptive evidence of a compound

Report of Analysis

Client Sample ID:	TT-SB-30-7.0-9.0		
Lab Sample ID:	JD36084-8	**Date Sampled:**	12/02/21
Matrix:	SO - Soil	**Date Received:**	12/02/21
Method:	SW846 8151A SW846 3546	**Percent Solids:**	90.1
Project:	2nd Avenue and 33-39th Street, Brooklyn, NY		

	File ID	DF	Analyzed	By	Prep Date	Prep Batch	Analytical Batch
Run #1	OA155534.D	1	12/10/21 08:22	RK	12/07/21 10:55	OP36933	GOA5500
Run #2							

	Initial Weight	Final Volume
Run #1	16.2 g	5.0 ml
Run #2		

Herbicide List

CAS No.	Compound	Result	RL	MDL	Units	Q
94-75-7	2,4-D	ND	17	7.7	ug/kg	
93-72-1	2,4,5-TP (Silvex)	ND	3.4	1.9	ug/kg	
93-76-5	2,4,5-T	ND	3.4	1.7	ug/kg	

CAS No.	Surrogate Recoveries	Run# 1	Run# 2	Limits
19719-28-9	2,4-DCAA	41%		10-125%
19719-28-9	2,4-DCAA	37%		10-125%

ND = Not detected MDL = Method Detection Limit
RL = Reporting Limit
E = Indicates value exceeds calibration range

J = Indicates an estimated value
B = Indicates analyte found in associated method blank
N = Indicates presumptive evidence of a compound

Report of Analysis

Client Sample ID:	TT-SB-30-7.0-9.0		
Lab Sample ID:	JD36084-8	**Date Sampled:**	12/02/21
Matrix:	SO - Soil	**Date Received:**	12/02/21
Method:	SW846 8081B SW846 3546	**Percent Solids:**	90.1
Project:	2nd Avenue and 33-39th Street, Brooklyn, NY		

	File ID	DF	Analyzed	By	Prep Date	Prep Batch	Analytical Batch
Run #1	1G171975.D	1	12/12/21 21:55	TL	12/06/21 11:35	OP36961	G1G5933
Run #2							

	Initial Weight	Final Volume
Run #1	16.1 g	10.0 ml
Run #2		

Pesticide TCL List

CAS No.	Compound	Result	RL	MDL	Units	Q
309-00-2	Aldrin [a]	ND	0.69	0.57	ug/kg	
319-84-6	alpha-BHC [a]	ND	0.69	0.56	ug/kg	
319-85-7	beta-BHC [a]	ND	0.69	0.62	ug/kg	
319-86-8	delta-BHC [a]	ND	0.69	0.66	ug/kg	
58-89-9	gamma-BHC (Lindane) [a]	ND	0.69	0.51	ug/kg	
5103-71-9	alpha-Chlordane [a]	ND	0.69	0.56	ug/kg	
5103-74-2	gamma-Chlordane [a]	ND	0.69	0.31	ug/kg	
60-57-1	Dieldrin [a]	ND	0.69	0.47	ug/kg	
72-54-8	4,4'-DDD [a]	ND	0.69	0.63	ug/kg	
72-55-9	4,4'-DDE [a]	ND	0.69	0.60	ug/kg	
50-29-3	4,4'-DDT [a]	ND	0.69	0.61	ug/kg	
72-20-8	Endrin [a]	ND	0.69	0.54	ug/kg	
1031-07-8	Endosulfan sulfate [a]	ND	0.69	0.54	ug/kg	
7421-93-4	Endrin aldehyde [a]	ND	0.69	0.39	ug/kg	
959-98-8	Endosulfan-I [a]	ND	0.69	0.40	ug/kg	
33213-65-9	Endosulfan-II [a]	ND	0.69	0.43	ug/kg	
76-44-8	Heptachlor [a]	ND	0.69	0.59	ug/kg	
1024-57-3	Heptachlor epoxide [a]	ND	0.69	0.48	ug/kg	
72-43-5	Methoxychlor [a]	ND	1.4	0.55	ug/kg	
53494-70-5	Endrin ketone	ND	0.69	0.50	ug/kg	
8001-35-2	Toxaphene	ND	17	16	ug/kg	

CAS No.	Surrogate Recoveries	Run# 1	Run# 2	Limits
877-09-8	Tetrachloro-m-xylene	127%		14-145%
877-09-8	Tetrachloro-m-xylene	107%		14-145%
2051-24-3	Decachlorobiphenyl	108%		10-197%
2051-24-3	Decachlorobiphenyl	109%		10-197%

(a) This compound outside control limits biased high in the associated BS.

ND = Not detected MDL = Method Detection Limit
RL = Reporting Limit
E = Indicates value exceeds calibration range

J = Indicates an estimated value
B = Indicates analyte found in associated method blank
N = Indicates presumptive evidence of a compound

Report of Analysis

Client Sample ID:	TT-SB-30-7.0-9.0		
Lab Sample ID:	JD36084-8	**Date Sampled:**	12/02/21
Matrix:	SO - Soil	**Date Received:**	12/02/21
Method:	SW846 8082A SW846 3546	**Percent Solids:**	90.1
Project:	2nd Avenue and 33-39th Street, Brooklyn, NY		

	File ID	DF	Analyzed	By	Prep Date	Prep Batch	Analytical Batch
Run #1	RK7096.D	1	12/08/21 20:36	TL	12/06/21 11:35	OP36962	GRK183
Run #2							

	Initial Weight	Final Volume
Run #1	16.1 g	10.0 ml
Run #2		

PCB List

CAS No.	Compound	Result	RL	MDL	Units	Q
12674-11-2	Aroclor 1016	ND	34	16	ug/kg	
11104-28-2	Aroclor 1221	ND	34	21	ug/kg	
11141-16-5	Aroclor 1232	ND	34	22	ug/kg	
53469-21-9	Aroclor 1242	ND	34	14	ug/kg	
12672-29-6	Aroclor 1248	ND	34	31	ug/kg	
11097-69-1	Aroclor 1254	ND	34	19	ug/kg	
11096-82-5	Aroclor 1260	ND	34	15	ug/kg	
11100-14-4	Aroclor 1268	ND	34	15	ug/kg	
37324-23-5	Aroclor 1262	ND	34	23	ug/kg	

CAS No.	Surrogate Recoveries	Run# 1	Run# 2	Limits
877-09-8	Tetrachloro-m-xylene	114%		24-152%
877-09-8	Tetrachloro-m-xylene	112%		24-152%
2051-24-3	Decachlorobiphenyl	67%		10-172%
2051-24-3	Decachlorobiphenyl	97%		10-172%

ND = Not detected MDL = Method Detection Limit
RL = Reporting Limit
E = Indicates value exceeds calibration range

J = Indicates an estimated value
B = Indicates analyte found in associated method blank
N = Indicates presumptive evidence of a compound

Report of Analysis

Client Sample ID:	TT-SB-30-7.0-9.0		
Lab Sample ID:	JD36084-8	**Date Sampled:**	12/02/21
Matrix:	SO - Soil	**Date Received:**	12/02/21
		Percent Solids:	90.1
Project:	2nd Avenue and 33-39th Street, Brooklyn, NY		

Metals Analysis

Analyte	Result	RL	Units	DF	Prep	Analyzed	By	Method	Prep Method
Aluminum	5590	56	mg/kg	1	12/06/21	12/07/21	ND	SW846 6010D [2]	SW846 3050B [3]
Antimony	< 2.2	2.2	mg/kg	1	12/06/21	12/07/21	ND	SW846 6010D [2]	SW846 3050B [3]
Arsenic	3.8	2.2	mg/kg	1	12/06/21	12/07/21	ND	SW846 6010D [2]	SW846 3050B [3]
Barium	69.2	22	mg/kg	1	12/06/21	12/07/21	ND	SW846 6010D [2]	SW846 3050B [3]
Beryllium	0.48	0.22	mg/kg	1	12/06/21	12/07/21	ND	SW846 6010D [2]	SW846 3050B [3]
Cadmium	< 0.56	0.56	mg/kg	1	12/06/21	12/07/21	ND	SW846 6010D [2]	SW846 3050B [3]
Calcium	4280	560	mg/kg	1	12/06/21	12/07/21	ND	SW846 6010D [2]	SW846 3050B [3]
Chromium	13.4	1.1	mg/kg	1	12/06/21	12/07/21	ND	SW846 6010D [2]	SW846 3050B [3]
Cobalt	< 5.6	5.6	mg/kg	1	12/06/21	12/07/21	ND	SW846 6010D [2]	SW846 3050B [3]
Copper	126	2.8	mg/kg	1	12/06/21	12/07/21	ND	SW846 6010D [2]	SW846 3050B [3]
Iron	12900	56	mg/kg	1	12/06/21	12/07/21	ND	SW846 6010D [2]	SW846 3050B [3]
Lead	164	2.2	mg/kg	1	12/06/21	12/07/21	ND	SW846 6010D [2]	SW846 3050B [3]
Magnesium	2720	560	mg/kg	1	12/06/21	12/07/21	ND	SW846 6010D [2]	SW846 3050B [3]
Manganese	174	1.7	mg/kg	1	12/06/21	12/07/21	ND	SW846 6010D [2]	SW846 3050B [3]
Mercury	0.26	0.037	mg/kg	1	12/06/21	12/06/21	SB	SW846 7471B [1]	SW846 7471B [4]
Nickel	24.3	4.5	mg/kg	1	12/06/21	12/07/21	ND	SW846 6010D [2]	SW846 3050B [3]
Potassium	1460	1100	mg/kg	1	12/06/21	12/07/21	ND	SW846 6010D [2]	SW846 3050B [3]
Selenium	< 2.2	2.2	mg/kg	1	12/06/21	12/07/21	ND	SW846 6010D [2]	SW846 3050B [3]
Silver	< 0.56	0.56	mg/kg	1	12/06/21	12/07/21	ND	SW846 6010D [2]	SW846 3050B [3]
Sodium	< 1100	1100	mg/kg	1	12/06/21	12/07/21	ND	SW846 6010D [2]	SW846 3050B [3]
Thallium	< 1.1	1.1	mg/kg	1	12/06/21	12/07/21	ND	SW846 6010D [2]	SW846 3050B [3]
Vanadium	19.6	5.6	mg/kg	1	12/06/21	12/07/21	ND	SW846 6010D [2]	SW846 3050B [3]
Zinc	100	5.6	mg/kg	1	12/06/21	12/07/21	ND	SW846 6010D [2]	SW846 3050B [3]

(1) Instrument QC Batch: MA51535
(2) Instrument QC Batch: MA51558
(3) Prep QC Batch: MP30189
(4) Prep QC Batch: MP30190

RL = Reporting Limit

Report of Analysis

Client Sample ID:	TT-SB-30-7.0-9.0		
Lab Sample ID:	JD36084-8	**Date Sampled:**	12/02/21
Matrix:	SO - Soil	**Date Received:**	12/02/21
		Percent Solids:	90.1
Project:	2nd Avenue and 33-39th Street, Brooklyn, NY		

General Chemistry

Analyte	Result	RL	Units	DF	Analyzed	By	Method
Cyanide	< 0.27	0.27	mg/kg	1	12/09/21 03:18	EB	SW846 9012B/LACHAT
Solids, Percent	90.1		%	1	12/05/21 15:00	BG	SM2540 G 18TH ED MOD

RL = Reporting Limit

Report of Analysis

Client Sample ID:	TT-SB-30-7.0-9.0		
Lab Sample ID:	JD36084-8A	**Date Sampled:**	12/02/21
Matrix:	SO - Soil	**Date Received:**	12/02/21
Method:	EPA 537M BY ID IN HOUSE	**Percent Solids:**	90.1
Project:	2nd Avenue and 33-39th Street, Brooklyn, NY		

	File ID	DF	Analyzed	By	Prep Date	Prep Batch	Analytical Batch
Run #1 [a]	2Q82031.D	1	12/22/21 05:13	AFL	12/13/21 09:00	F:OP88800	F:S2Q1159
Run #2							

	Initial Weight	Final Volume
Run #1	1.95 g	1.0 ml
Run #2		

PFAS List

CAS No.	Compound	Result	RL	MDL	Units	Q
PERFLUOROALKYLCARBOXYLIC ACIDS						
375-22-4	Perfluorobutanoic acid	ND	1.1	0.43	ug/kg	
2706-90-3	Perfluoropentanoic acid	ND	0.57	0.28	ug/kg	
307-24-4	Perfluorohexanoic acid	ND	0.57	0.28	ug/kg	
375-85-9	Perfluoroheptanoic acid	ND	0.57	0.28	ug/kg	
335-67-1	Perfluorooctanoic acid	ND	0.57	0.28	ug/kg	
375-95-1	Perfluorononanoic acid	ND	0.57	0.28	ug/kg	
335-76-2	Perfluorodecanoic acid	ND	0.57	0.28	ug/kg	
2058-94-8	Perfluoroundecanoic acid	ND	0.57	0.28	ug/kg	
307-55-1	Perfluorododecanoic acid	ND	0.57	0.28	ug/kg	
72629-94-8	Perfluorotridecanoic acid	ND	0.57	0.30	ug/kg	
376-06-7	Perfluorotetradecanoic acid	ND	0.57	0.28	ug/kg	
PERFLUOROALKYLSULFONIC ACIDS						
375-73-5	Perfluorobutanesulfonic acid	ND	0.57	0.28	ug/kg	
355-46-4	Perfluorohexanesulfonic acid	ND	0.57	0.28	ug/kg	
375-92-8	Perfluoroheptanesulfonic acid	ND	0.57	0.28	ug/kg	
1763-23-1	Perfluorooctanesulfonic acid	ND	0.57	0.28	ug/kg	
335-77-3	Perfluorodecanesulfonic acid	ND	0.57	0.28	ug/kg	
PERFLUOROOCTANESULFONAMIDES						
754-91-6	PFOSA	ND	0.57	0.28	ug/kg	
PERFLUOROOCTANESULFONAMIDOACETIC ACIDS						
2355-31-9	MeFOSAA	ND	1.1	0.57	ug/kg	
2991-50-6	EtFOSAA	ND	1.1	0.57	ug/kg	
FLUOROTELOMER SULFONATES						
27619-97-2	6:2 Fluorotelomer sulfonate	ND	1.1	0.28	ug/kg	
39108-34-4	8:2 Fluorotelomer sulfonate	ND	1.1	0.28	ug/kg	

ND = Not detected MDL = Method Detection Limit J = Indicates an estimated value
RL = Reporting Limit B = Indicates analyte found in associated method blank
E = Indicates value exceeds calibration range N = Indicates presumptive evidence of a compound

Report of Analysis

Client Sample ID:	TT-SB-30-7.0-9.0		
Lab Sample ID:	JD36084-8A	**Date Sampled:**	12/02/21
Matrix:	SO - Soil	**Date Received:**	12/02/21
Method:	EPA 537M BY ID IN HOUSE	**Percent Solids:**	90.1
Project:	2nd Avenue and 33-39th Street, Brooklyn, NY		

PFAS List

CAS No.	ID Standard Recoveries	Run# 1	Run# 2	Limits
	13C4-PFBA	87%		40-140%
	13C5-PFPeA	90%		50-150%
	13C5-PFHxA	93%		50-150%
	13C4-PFHpA	96%		50-150%
	13C8-PFOA	94%		50-150%
	13C9-PFNA	95%		50-150%
	13C6-PFDA	98%		50-150%
	13C7-PFUnDA	95%		40-140%
	13C2-PFDoDA	96%		40-140%
	13C2-PFTeDA	98%		30-130%
	13C3-PFBS	90%		50-150%
	13C3-PFHxS	90%		50-150%
	13C8-PFOS	89%		50-150%
	13C8-FOSA	62%		30-130%
	d3-MeFOSAA	81%		40-140%
	d5-EtFOSAA	83%		40-140%
	13C2-6:2FTS	88%		50-150%
	13C2-8:2FTS	97%		50-150%

(a) Analysis performed at SGS Orlando, FL.

ND = Not detected MDL = Method Detection Limit
RL = Reporting Limit
E = Indicates value exceeds calibration range

J = Indicates an estimated value
B = Indicates analyte found in associated method blank
N = Indicates presumptive evidence of a compound

Report of Analysis

Client Sample ID:	TT-SB-31-6.0-8.0		
Lab Sample ID:	JD36084-9	**Date Sampled:**	12/02/21
Matrix:	SO - Soil	**Date Received:**	12/02/21
Method:	SW846 8260D SW846 5035	**Percent Solids:**	89.7
Project:	2nd Avenue and 33-39th Street, Brooklyn, NY		

	File ID	DF	Analyzed	By	Prep Date	Prep Batch	Analytical Batch
Run #1	I240362.D	1	12/04/21 16:24	PS	12/03/21 08:00	n/a	VI9771
Run #2							

	Initial Weight
Run #1	6.6 g
Run #2	

VOA TCL List

CAS No.	Compound	Result	RL	MDL	Units	Q
67-64-1	Acetone	4.3	8.4	3.5	ug/kg	J
71-43-2	Benzene	ND	0.42	0.38	ug/kg	
74-97-5	Bromochloromethane	ND	4.2	0.47	ug/kg	
75-27-4	Bromodichloromethane	ND	1.7	0.36	ug/kg	
75-25-2	Bromoform	ND	4.2	1.1	ug/kg	
74-83-9	Bromomethane	ND	4.2	0.65	ug/kg	
78-93-3	2-Butanone (MEK)	ND	8.4	2.1	ug/kg	
75-15-0	Carbon disulfide	0.57	1.7	0.45	ug/kg	J
56-23-5	Carbon tetrachloride	ND	1.7	0.52	ug/kg	
108-90-7	Chlorobenzene	ND	1.7	0.39	ug/kg	
75-00-3	Chloroethane	ND	4.2	0.50	ug/kg	
67-66-3	Chloroform	ND	1.7	0.44	ug/kg	
74-87-3	Chloromethane	ND	4.2	1.7	ug/kg	
110-82-7	Cyclohexane	ND	1.7	0.55	ug/kg	
96-12-8	1,2-Dibromo-3-chloropropane	ND	1.7	0.59	ug/kg	
124-48-1	Dibromochloromethane	ND	1.7	0.47	ug/kg	
106-93-4	1,2-Dibromoethane	ND	0.84	0.36	ug/kg	
95-50-1	1,2-Dichlorobenzene	ND	0.84	0.46	ug/kg	
541-73-1	1,3-Dichlorobenzene	ND	0.84	0.42	ug/kg	
106-46-7	1,4-Dichlorobenzene	ND	0.84	0.42	ug/kg	
75-71-8	Dichlorodifluoromethane	ND	4.2	0.61	ug/kg	
75-34-3	1,1-Dichloroethane	ND	0.84	0.42	ug/kg	
107-06-2	1,2-Dichloroethane	ND	0.84	0.40	ug/kg	
75-35-4	1,1-Dichloroethene	ND	0.84	0.55	ug/kg	
156-59-2	cis-1,2-Dichloroethene	ND	0.84	0.71	ug/kg	
156-60-5	trans-1,2-Dichloroethene	ND	0.84	0.52	ug/kg	
78-87-5	1,2-Dichloropropane	ND	1.7	0.40	ug/kg	
10061-01-5	cis-1,3-Dichloropropene	ND	1.7	0.40	ug/kg	
10061-02-6	trans-1,3-Dichloropropene	ND	1.7	0.39	ug/kg	
100-41-4	Ethylbenzene	ND	0.84	0.38	ug/kg	
76-13-1	Freon 113	ND	4.2	2.3	ug/kg	
591-78-6	2-Hexanone	ND	4.2	1.8	ug/kg	

ND = Not detected MDL = Method Detection Limit
RL = Reporting Limit
E = Indicates value exceeds calibration range

J = Indicates an estimated value
B = Indicates analyte found in associated method blank
N = Indicates presumptive evidence of a compound

Report of Analysis

Client Sample ID:	TT-SB-31-6.0-8.0		
Lab Sample ID:	JD36084-9	**Date Sampled:**	12/02/21
Matrix:	SO - Soil	**Date Received:**	12/02/21
Method:	SW846 8260D SW846 5035	**Percent Solids:**	89.7
Project:	2nd Avenue and 33-39th Street, Brooklyn, NY		

VOA TCL List

CAS No.	Compound	Result	RL	MDL	Units	Q
98-82-8	Isopropylbenzene	ND	1.7	1.2	ug/kg	
79-20-9	Methyl Acetate	ND	4.2	1.2	ug/kg	
108-87-2	Methylcyclohexane	ND	1.7	0.74	ug/kg	
1634-04-4	Methyl Tert Butyl Ether	ND	0.84	0.40	ug/kg	
108-10-1	4-Methyl-2-pentanone(MIBK)	ND	4.2	1.9	ug/kg	
75-09-2	Methylene chloride	ND	4.2	2.2	ug/kg	
100-42-5	Styrene	ND	1.7	0.34	ug/kg	
79-34-5	1,1,2,2-Tetrachloroethane	ND	1.7	0.51	ug/kg	
127-18-4	Tetrachloroethene	ND	1.7	0.49	ug/kg	
108-88-3	Toluene	ND	0.84	0.44	ug/kg	
87-61-6	1,2,3-Trichlorobenzene	ND	4.2	2.1	ug/kg	
120-82-1	1,2,4-Trichlorobenzene	ND	4.2	2.1	ug/kg	
71-55-6	1,1,1-Trichloroethane	ND	1.7	0.41	ug/kg	
79-00-5	1,1,2-Trichloroethane	ND	1.7	0.47	ug/kg	
79-01-6	Trichloroethene	ND	0.84	0.64	ug/kg	
75-69-4	Trichlorofluoromethane	ND	4.2	0.58	ug/kg	
75-01-4	Vinyl chloride	ND	1.7	0.41	ug/kg	
	m,p-Xylene	ND	0.84	0.76	ug/kg	
95-47-6	o-Xylene	ND	0.84	0.39	ug/kg	
1330-20-7	Xylene (total)	ND	0.84	0.39	ug/kg	

CAS No.	Surrogate Recoveries	Run# 1	Run# 2	Limits
1868-53-7	Dibromofluoromethane	102%		72-130%
17060-07-0	1,2-Dichloroethane-D4	107%		75-131%
2037-26-5	Toluene-D8	89%		81-121%
460-00-4	4-Bromofluorobenzene	95%		60-141%

CAS No.	Tentatively Identified Compounds	R.T.	Est. Conc.	Units	Q
	Total TIC, Volatile		0	ug/kg	

ND = Not detected MDL = Method Detection Limit
RL = Reporting Limit
E = Indicates value exceeds calibration range

J = Indicates an estimated value
B = Indicates analyte found in associated method blank
N = Indicates presumptive evidence of a compound

Report of Analysis

Client Sample ID:	TT-SB-31-6.0-8.0		
Lab Sample ID:	JD36084-9	**Date Sampled:**	12/02/21
Matrix:	SO - Soil	**Date Received:**	12/02/21
Method:	SW846 8270E SW846 3546	**Percent Solids:**	89.7
Project:	2nd Avenue and 33-39th Street, Brooklyn, NY		

	File ID	DF	Analyzed	By	Prep Date	Prep Batch	Analytical Batch
Run #1	F204091.D	1	12/06/21 21:31	KLS	12/04/21 10:20	OP36957	EF8943
Run #2							

	Initial Weight	Final Volume
Run #1	30.8 g	1.0 ml
Run #2		

ABN TCL List (SOM0 2.0)

CAS No.	Compound	Result	RL	MDL	Units	Q
95-57-8	2-Chlorophenol	ND	72	18	ug/kg	
59-50-7	4-Chloro-3-methyl phenol	ND	180	22	ug/kg	
120-83-2	2,4-Dichlorophenol	ND	180	31	ug/kg	
105-67-9	2,4-Dimethylphenol	ND	180	64	ug/kg	
51-28-5	2,4-Dinitrophenol	ND	180	140	ug/kg	
534-52-1	4,6-Dinitro-o-cresol	ND	180	39	ug/kg	
95-48-7	2-Methylphenol	ND	72	23	ug/kg	
	3&4-Methylphenol	ND	72	30	ug/kg	
88-75-5	2-Nitrophenol	ND	180	24	ug/kg	
100-02-7	4-Nitrophenol	ND	360	97	ug/kg	
87-86-5	Pentachlorophenol	ND	140	34	ug/kg	
108-95-2	Phenol	ND	72	19	ug/kg	
58-90-2	2,3,4,6-Tetrachlorophenol	ND	180	24	ug/kg	
95-95-4	2,4,5-Trichlorophenol	ND	180	27	ug/kg	
88-06-2	2,4,6-Trichlorophenol	ND	180	22	ug/kg	
83-32-9	Acenaphthene	17.8	36	12	ug/kg	J
208-96-8	Acenaphthylene	ND	36	18	ug/kg	
98-86-2	Acetophenone	ND	180	7.8	ug/kg	
120-12-7	Anthracene	51.5	36	22	ug/kg	
1912-24-9	Atrazine	ND	72	15	ug/kg	
56-55-3	Benzo(a)anthracene	381	36	10	ug/kg	
50-32-8	Benzo(a)pyrene	461	36	16	ug/kg	
205-99-2	Benzo(b)fluoranthene	568	36	16	ug/kg	
191-24-2	Benzo(g,h,i)perylene	356	36	18	ug/kg	
207-08-9	Benzo(k)fluoranthene	204	36	17	ug/kg	
101-55-3	4-Bromophenyl phenyl ether	ND	72	14	ug/kg	
85-68-7	Butyl benzyl phthalate	ND	72	8.8	ug/kg	
92-52-4	1,1'-Biphenyl	ND	72	5.0	ug/kg	
100-52-7	Benzaldehyde	ND	180	9.0	ug/kg	
91-58-7	2-Chloronaphthalene	ND	72	8.6	ug/kg	
106-47-8	4-Chloroaniline	ND	180	13	ug/kg	
86-74-8	Carbazole	7.5	72	5.2	ug/kg	J

ND = Not detected MDL = Method Detection Limit J = Indicates an estimated value
RL = Reporting Limit B = Indicates analyte found in associated method blank
E = Indicates value exceeds calibration range N = Indicates presumptive evidence of a compound

Report of Analysis

Client Sample ID:	TT-SB-31-6.0-8.0		
Lab Sample ID:	JD36084-9	**Date Sampled:**	12/02/21
Matrix:	SO - Soil	**Date Received:**	12/02/21
Method:	SW846 8270E SW846 3546	**Percent Solids:**	89.7
Project:	2nd Avenue and 33-39th Street, Brooklyn, NY		

ABN TCL List (SOM0 2.0)

CAS No.	Compound	Result	RL	MDL	Units	Q
105-60-2	Caprolactam	ND	72	14	ug/kg	
218-01-9	Chrysene	362	36	11	ug/kg	
111-91-1	bis(2-Chloroethoxy)methane	ND	72	7.7	ug/kg	
111-44-4	bis(2-Chloroethyl)ether	ND	72	16	ug/kg	
108-60-1	2,2'-Oxybis(1-chloropropane)	ND	72	13	ug/kg	
7005-72-3	4-Chlorophenyl phenyl ether	ND	72	12	ug/kg	
121-14-2	2,4-Dinitrotoluene	ND	36	11	ug/kg	
606-20-2	2,6-Dinitrotoluene	ND	36	18	ug/kg	
91-94-1	3,3'-Dichlorobenzidine	ND	72	30	ug/kg	
123-91-1	1,4-Dioxane	ND	36	24	ug/kg	
53-70-3	Dibenzo(a,h)anthracene	104	36	16	ug/kg	
132-64-9	Dibenzofuran	ND	72	15	ug/kg	
84-74-2	Di-n-butyl phthalate	ND	72	5.9	ug/kg	
117-84-0	Di-n-octyl phthalate	ND	72	9.0	ug/kg	
84-66-2	Diethyl phthalate	ND	72	7.7	ug/kg	
131-11-3	Dimethyl phthalate	ND	72	6.4	ug/kg	
117-81-7	bis(2-Ethylhexyl)phthalate	64.1	72	8.5	ug/kg	J
206-44-0	Fluoranthene	545	36	16	ug/kg	
86-73-7	Fluorene	ND	36	17	ug/kg	
118-74-1	Hexachlorobenzene	ND	72	9.2	ug/kg	
87-68-3	Hexachlorobutadiene	ND	36	15	ug/kg	
77-47-4	Hexachlorocyclopentadiene	ND	360	14	ug/kg	
67-72-1	Hexachloroethane	ND	180	18	ug/kg	
193-39-5	Indeno(1,2,3-cd)pyrene	429	36	17	ug/kg	
78-59-1	Isophorone	ND	72	7.7	ug/kg	
91-57-6	2-Methylnaphthalene	ND	36	8.2	ug/kg	
88-74-4	2-Nitroaniline	ND	180	8.5	ug/kg	
99-09-2	3-Nitroaniline	ND	180	9.0	ug/kg	
100-01-6	4-Nitroaniline	ND	180	9.4	ug/kg	
91-20-3	Naphthalene	ND	36	10	ug/kg	
98-95-3	Nitrobenzene	ND	72	14	ug/kg	
621-64-7	N-Nitroso-di-n-propylamine	ND	72	10	ug/kg	
86-30-6	N-Nitrosodiphenylamine	ND	180	13	ug/kg	
85-01-8	Phenanthrene	136	36	12	ug/kg	
129-00-0	Pyrene	644	36	12	ug/kg	
95-94-3	1,2,4,5-Tetrachlorobenzene	ND	180	9.2	ug/kg	

CAS No.	Surrogate Recoveries	Run# 1	Run# 2	Limits
367-12-4	2-Fluorophenol	56%		10-109%

ND = Not detected MDL = Method Detection Limit
RL = Reporting Limit
E = Indicates value exceeds calibration range

J = Indicates an estimated value
B = Indicates analyte found in associated method blank
N = Indicates presumptive evidence of a compound

Report of Analysis

Client Sample ID:	TT-SB-31-6.0-8.0		
Lab Sample ID:	JD36084-9	**Date Sampled:**	12/02/21
Matrix:	SO - Soil	**Date Received:**	12/02/21
Method:	SW846 8270E SW846 3546	**Percent Solids:**	89.7
Project:	2nd Avenue and 33-39th Street, Brooklyn, NY		

ABN TCL List (SOM0 2.0)

CAS No.	Surrogate Recoveries	Run# 1	Run# 2	Limits
4165-62-2	Phenol-d5	54%		10-105%
118-79-6	2,4,6-Tribromophenol	54%		10-135%
4165-60-0	Nitrobenzene-d5	51%		10-119%
321-60-8	2-Fluorobiphenyl	63%		18-112%
1718-51-0	Terphenyl-d14	65%		18-125%

CAS No.	Tentatively Identified Compounds	R.T.	Est. Conc.	Units	Q
	System artifact	3.22	210	ug/kg	J
	System artifact/aldol-condensation	3.28	850	ug/kg	J
	Unknown	12.99	170	ug/kg	J
	Unknown PAH substance	16.38	150	ug/kg	J
	Unknown PAH substance	16.71	400	ug/kg	J
	Total TIC, Semi-Volatile		720	ug/kg	J

ND = Not detected MDL = Method Detection Limit
RL = Reporting Limit
E = Indicates value exceeds calibration range

J = Indicates an estimated value
B = Indicates analyte found in associated method blank
N = Indicates presumptive evidence of a compound

Report of Analysis

Client Sample ID:	TT-SB-31-6.0-8.0		
Lab Sample ID:	JD36084-9	**Date Sampled:**	12/02/21
Matrix:	SO - Soil	**Date Received:**	12/02/21
Method:	SW846 8270E BY SIM SW846 3546	**Percent Solids:**	89.7
Project:	2nd Avenue and 33-39th Street, Brooklyn, NY		

	File ID	DF	Analyzed	By	Prep Date	Prep Batch	Analytical Batch
Run #1	4M105393.D	1	12/22/21 08:07	CS	12/04/21 10:20	OP36957A	E4M4895
Run #2							

	Initial Weight	Final Volume
Run #1	30.8 g	1.0 ml
Run #2		

CAS No.	Compound	Result	RL	MDL	Units	Q
123-91-1	1,4-Dioxane	2.06	3.6	1.8	ug/kg	J

CAS No.	Surrogate Recoveries	Run# 1	Run# 2	Limits
4165-60-0	Nitrobenzene-d5	73%		10-107%
321-60-8	2-Fluorobiphenyl	65%		17-91%
1718-51-0	Terphenyl-d14	74%		17-105%

ND = Not detected MDL = Method Detection Limit J = Indicates an estimated value
RL = Reporting Limit B = Indicates analyte found in associated method blank
E = Indicates value exceeds calibration range N = Indicates presumptive evidence of a compound

Report of Analysis

Client Sample ID:	TT-SB-31-6.0-8.0		
Lab Sample ID:	JD36084-9	**Date Sampled:**	12/02/21
Matrix:	SO - Soil	**Date Received:**	12/02/21
Method:	SW846 8151A SW846 3546	**Percent Solids:**	89.7
Project:	2nd Avenue and 33-39th Street, Brooklyn, NY		

	File ID	DF	Analyzed	By	Prep Date	Prep Batch	Analytical Batch
Run #1	OA155538.D	1	12/10/21 10:13	RK	12/07/21 10:55	OP36933	GOA5500
Run #2							

	Initial Weight	Final Volume
Run #1	16.4 g	5.0 ml
Run #2		

Herbicide List

CAS No.	Compound	Result	RL	MDL	Units	Q
94-75-7	2,4-D	ND	17	7.6	ug/kg	
93-72-1	2,4,5-TP (Silvex)	ND	3.4	1.9	ug/kg	
93-76-5	2,4,5-T	ND	3.4	1.7	ug/kg	

CAS No.	Surrogate Recoveries	Run# 1	Run# 2	Limits
19719-28-9	2,4-DCAA	51%		10-125%
19719-28-9	2,4-DCAA	38%		10-125%

ND = Not detected MDL = Method Detection Limit
RL = Reporting Limit
E = Indicates value exceeds calibration range

J = Indicates an estimated value
B = Indicates analyte found in associated method blank
N = Indicates presumptive evidence of a compound

Report of Analysis

Client Sample ID:	TT-SB-31-6.0-8.0		
Lab Sample ID:	JD36084-9	**Date Sampled:**	12/02/21
Matrix:	SO - Soil	**Date Received:**	12/02/21
Method:	SW846 8081B SW846 3546	**Percent Solids:**	89.7
Project:	2nd Avenue and 33-39th Street, Brooklyn, NY		

	File ID	DF	Analyzed	By	Prep Date	Prep Batch	Analytical Batch
Run #1 [a]	1G172333.D	1	12/23/21 08:42	CP	12/17/21 14:30	OP37171	G1G5947
Run #2 [b]	1G171976.D	1	12/12/21 22:13	TL	12/06/21 11:35	OP36961	G1G5933

	Initial Weight	Final Volume
Run #1	16.8 g	10.0 ml
Run #2	15.6 g	10.0 ml

Pesticide TCL List

CAS No.	Compound	Result	RL	MDL	Units	Q
309-00-2	Aldrin	ND	0.66	0.55	ug/kg	
319-84-6	alpha-BHC	ND	0.66	0.54	ug/kg	
319-85-7	beta-BHC	ND	0.66	0.60	ug/kg	
319-86-8	delta-BHC	ND	0.66	0.64	ug/kg	
58-89-9	gamma-BHC (Lindane)	ND	0.66	0.49	ug/kg	
5103-71-9	alpha-Chlordane [c]	14.6	0.66	0.54	ug/kg	
5103-74-2	gamma-Chlordane	21.2	0.66	0.30	ug/kg	
60-57-1	Dieldrin [c]	4.1	0.66	0.46	ug/kg	
72-54-8	4,4'-DDD	ND	0.66	0.61	ug/kg	
72-55-9	4,4'-DDE	6.8	0.66	0.58	ug/kg	
50-29-3	4,4'-DDT [d]	2.7	0.66	0.59	ug/kg	
72-20-8	Endrin	ND	0.66	0.52	ug/kg	
1031-07-8	Endosulfan sulfate	ND	0.66	0.52	ug/kg	
7421-93-4	Endrin aldehyde	ND	0.66	0.38	ug/kg	
959-98-8	Endosulfan-I	ND	0.66	0.38	ug/kg	
33213-65-9	Endosulfan-II	ND	0.66	0.41	ug/kg	
76-44-8	Heptachlor	3.2	0.66	0.57	ug/kg	
1024-57-3	Heptachlor epoxide [c]	3.0	0.66	0.47	ug/kg	
72-43-5	Methoxychlor	ND	1.3	0.53	ug/kg	
53494-70-5	Endrin ketone	ND	0.66	0.48	ug/kg	
8001-35-2	Toxaphene	ND	17	15	ug/kg	

CAS No.	Surrogate Recoveries	Run# 1	Run# 2	Limits
877-09-8	Tetrachloro-m-xylene	83%	71%	14-145%
877-09-8	Tetrachloro-m-xylene	87%	60%	14-145%
2051-24-3	Decachlorobiphenyl	53%	106%	10-197%
2051-24-3	Decachlorobiphenyl	152%	534% [e]	10-197%

(a) Re-extracted due to BS outside in house QC limits. Originally prep date was within holding time.
(b) Confirmation run.
(c) More than 40 % RPD for detected concentrations between the two GC columns.

ND = Not detected MDL = Method Detection Limit J = Indicates an estimated value
RL = Reporting Limit B = Indicates analyte found in associated method blank
E = Indicates value exceeds calibration range N = Indicates presumptive evidence of a compound

Report of Analysis

Client Sample ID:	TT-SB-31-6.0-8.0		
Lab Sample ID:	JD36084-9	**Date Sampled:**	12/02/21
Matrix:	SO - Soil	**Date Received:**	12/02/21
Method:	SW846 8081B SW846 3546	**Percent Solids:**	89.7
Project:	2nd Avenue and 33-39th Street, Brooklyn, NY		

Pesticide TCL List

CAS No.	Compound	Result	RL	MDL	Units	Q

(d) Reported from the 1st signal. The %D of the CCV on the 2nd signal exceeds the method criteria of 20%, so it being used for confirmation only. More than 40% RPD for detected concentrations between the two GC columns.
(e) Outside control limits due to matrix interference.

ND = Not detected MDL = Method Detection Limit J = Indicates an estimated value
RL = Reporting Limit B = Indicates analyte found in associated method blank
E = Indicates value exceeds calibration range N = Indicates presumptive evidence of a compound

Report of Analysis

Client Sample ID:	TT-SB-31-6.0-8.0		
Lab Sample ID:	JD36084-9	**Date Sampled:**	12/02/21
Matrix:	SO - Soil	**Date Received:**	12/02/21
Method:	SW846 8082A SW846 3546	**Percent Solids:**	89.7
Project:	2nd Avenue and 33-39th Street, Brooklyn, NY		

	File ID	DF	Analyzed	By	Prep Date	Prep Batch	Analytical Batch
Run #1	RK7097.D	1	12/08/21 20:53	TL	12/06/21 11:35	OP36962	GRK183
Run #2							

	Initial Weight	Final Volume
Run #1	15.6 g	10.0 ml
Run #2		

PCB List

CAS No.	Compound	Result	RL	MDL	Units	Q
12674-11-2	Aroclor 1016	ND	36	17	ug/kg	
11104-28-2	Aroclor 1221	ND	36	22	ug/kg	
11141-16-5	Aroclor 1232	ND	36	23	ug/kg	
53469-21-9	Aroclor 1242	ND	36	15	ug/kg	
12672-29-6	Aroclor 1248	ND	36	32	ug/kg	
11097-69-1	Aroclor 1254	ND	36	19	ug/kg	
11096-82-5	Aroclor 1260	ND	36	15	ug/kg	
11100-14-4	Aroclor 1268	ND	36	15	ug/kg	
37324-23-5	Aroclor 1262	ND	36	23	ug/kg	

CAS No.	Surrogate Recoveries	Run# 1	Run# 2	Limits
877-09-8	Tetrachloro-m-xylene	67%		24-152%
877-09-8	Tetrachloro-m-xylene	54%		24-152%
2051-24-3	Decachlorobiphenyl	44%		10-172%
2051-24-3	Decachlorobiphenyl	228% [a]		10-172%

(a) Outside control limits due to matrix interference.

ND = Not detected MDL = Method Detection Limit
RL = Reporting Limit
E = Indicates value exceeds calibration range

J = Indicates an estimated value
B = Indicates analyte found in associated method blank
N = Indicates presumptive evidence of a compound

Report of Analysis

Client Sample ID:	TT-SB-31-6.0-8.0		
Lab Sample ID:	JD36084-9	**Date Sampled:**	12/02/21
Matrix:	SO - Soil	**Date Received:**	12/02/21
		Percent Solids:	89.7
Project:	2nd Avenue and 33-39th Street, Brooklyn, NY		

Metals Analysis

Analyte	Result	RL	Units	DF	Prep	Analyzed	By	Method	Prep Method
Aluminum	4560	58	mg/kg	1	12/06/21	12/07/21	ND	SW846 6010D [2]	SW846 3050B [3]
Antimony	< 2.3	2.3	mg/kg	1	12/06/21	12/07/21	ND	SW846 6010D [2]	SW846 3050B [3]
Arsenic	< 2.3	2.3	mg/kg	1	12/06/21	12/07/21	ND	SW846 6010D [2]	SW846 3050B [3]
Barium	34.8	23	mg/kg	1	12/06/21	12/07/21	ND	SW846 6010D [2]	SW846 3050B [3]
Beryllium	0.38	0.23	mg/kg	1	12/06/21	12/07/21	ND	SW846 6010D [2]	SW846 3050B [3]
Cadmium	< 0.58	0.58	mg/kg	1	12/06/21	12/07/21	ND	SW846 6010D [2]	SW846 3050B [3]
Calcium	8460	580	mg/kg	1	12/06/21	12/07/21	ND	SW846 6010D [2]	SW846 3050B [3]
Chromium	10.9	1.2	mg/kg	1	12/06/21	12/07/21	ND	SW846 6010D [2]	SW846 3050B [3]
Cobalt	< 5.8	5.8	mg/kg	1	12/06/21	12/07/21	ND	SW846 6010D [2]	SW846 3050B [3]
Copper	15.4	2.9	mg/kg	1	12/06/21	12/07/21	ND	SW846 6010D [2]	SW846 3050B [3]
Iron	10400	58	mg/kg	1	12/06/21	12/07/21	ND	SW846 6010D [2]	SW846 3050B [3]
Lead	32.2	2.3	mg/kg	1	12/06/21	12/07/21	ND	SW846 6010D [2]	SW846 3050B [3]
Magnesium	3060	580	mg/kg	1	12/06/21	12/07/21	ND	SW846 6010D [2]	SW846 3050B [3]
Manganese	136	1.7	mg/kg	1	12/06/21	12/07/21	ND	SW846 6010D [2]	SW846 3050B [3]
Mercury	0.038	0.030	mg/kg	1	12/06/21	12/06/21	SB	SW846 7471B [1]	SW846 7471B [4]
Nickel	17.7	4.6	mg/kg	1	12/06/21	12/07/21	ND	SW846 6010D [2]	SW846 3050B [3]
Potassium	< 1200	1200	mg/kg	1	12/06/21	12/07/21	ND	SW846 6010D [2]	SW846 3050B [3]
Selenium	< 2.3	2.3	mg/kg	1	12/06/21	12/07/21	ND	SW846 6010D [2]	SW846 3050B [3]
Silver	< 0.58	0.58	mg/kg	1	12/06/21	12/07/21	ND	SW846 6010D [2]	SW846 3050B [3]
Sodium	< 1200	1200	mg/kg	1	12/06/21	12/07/21	ND	SW846 6010D [2]	SW846 3050B [3]
Thallium	< 1.2	1.2	mg/kg	1	12/06/21	12/07/21	ND	SW846 6010D [2]	SW846 3050B [3]
Vanadium	18.5	5.8	mg/kg	1	12/06/21	12/07/21	ND	SW846 6010D [2]	SW846 3050B [3]
Zinc	46.4	5.8	mg/kg	1	12/06/21	12/07/21	ND	SW846 6010D [2]	SW846 3050B [3]

(1) Instrument QC Batch: MA51535
(2) Instrument QC Batch: MA51558
(3) Prep QC Batch: MP30189
(4) Prep QC Batch: MP30190

RL = Reporting Limit

Report of Analysis

Client Sample ID:	TT-SB-31-6.0-8.0		
Lab Sample ID:	JD36084-9	**Date Sampled:**	12/02/21
Matrix:	SO - Soil	**Date Received:**	12/02/21
		Percent Solids:	89.7
Project:	2nd Avenue and 33-39th Street, Brooklyn, NY		

General Chemistry

Analyte	Result	RL	Units	DF	Analyzed	By	Method
Cyanide	< 0.26	0.26	mg/kg	1	12/09/21 03:20	EB	SW846 9012B/LACHAT
Solids, Percent	89.7		%	1	12/05/21 15:00	BG	SM2540 G 18TH ED MOD

RL = Reporting Limit

Report of Analysis

Client Sample ID:	TT-SB-31-6.0-8.0		
Lab Sample ID:	JD36084-9A	**Date Sampled:**	12/02/21
Matrix:	SO - Soil	**Date Received:**	12/02/21
Method:	EPA 537M BY ID IN HOUSE	**Percent Solids:**	89.7
Project:	2nd Avenue and 33-39th Street, Brooklyn, NY		

	File ID	DF	Analyzed	By	Prep Date	Prep Batch	Analytical Batch
Run #1 [a]	2Q82032.D	1	12/22/21 05:32	AFL	12/13/21 09:00	F:OP88800	F:S2Q1159
Run #2							

	Initial Weight	Final Volume
Run #1	2.04 g	1.0 ml
Run #2		

PFAS List

CAS No.	Compound	Result	RL	MDL	Units	Q
PERFLUOROALKYLCARBOXYLIC ACIDS						
375-22-4	Perfluorobutanoic acid	ND	1.1	0.42	ug/kg	
2706-90-3	Perfluoropentanoic acid	ND	0.55	0.27	ug/kg	
307-24-4	Perfluorohexanoic acid	ND	0.55	0.27	ug/kg	
375-85-9	Perfluoroheptanoic acid	ND	0.55	0.27	ug/kg	
335-67-1	Perfluorooctanoic acid	ND	0.55	0.27	ug/kg	
375-95-1	Perfluorononanoic acid	ND	0.55	0.27	ug/kg	
335-76-2	Perfluorodecanoic acid	ND	0.55	0.27	ug/kg	
2058-94-8	Perfluoroundecanoic acid	ND	0.55	0.27	ug/kg	
307-55-1	Perfluorododecanoic acid	ND	0.55	0.27	ug/kg	
72629-94-8	Perfluorotridecanoic acid	ND	0.55	0.29	ug/kg	
376-06-7	Perfluorotetradecanoic acid	ND	0.55	0.27	ug/kg	
PERFLUOROALKYLSULFONIC ACIDS						
375-73-5	Perfluorobutanesulfonic acid	ND	0.55	0.27	ug/kg	
355-46-4	Perfluorohexanesulfonic acid	ND	0.55	0.27	ug/kg	
375-92-8	Perfluoroheptanesulfonic acid	ND	0.55	0.27	ug/kg	
1763-23-1	Perfluorooctanesulfonic acid	ND	0.55	0.27	ug/kg	
335-77-3	Perfluorodecanesulfonic acid	ND	0.55	0.27	ug/kg	
PERFLUOROOCTANESULFONAMIDES						
754-91-6	PFOSA	ND	0.55	0.27	ug/kg	
PERFLUOROOCTANESULFONAMIDOACETIC ACIDS						
2355-31-9	MeFOSAA	ND	1.1	0.55	ug/kg	
2991-50-6	EtFOSAA	ND	1.1	0.55	ug/kg	
FLUOROTELOMER SULFONATES						
27619-97-2	6:2 Fluorotelomer sulfonate	ND	1.1	0.27	ug/kg	
39108-34-4	8:2 Fluorotelomer sulfonate	ND	1.1	0.27	ug/kg	

ND = Not detected MDL = Method Detection Limit J = Indicates an estimated value
RL = Reporting Limit B = Indicates analyte found in associated method blank
E = Indicates value exceeds calibration range N = Indicates presumptive evidence of a compound

Report of Analysis

Client Sample ID:	TT-SB-31-6.0-8.0		
Lab Sample ID:	JD36084-9A	**Date Sampled:**	12/02/21
Matrix:	SO - Soil	**Date Received:**	12/02/21
Method:	EPA 537M BY ID IN HOUSE	**Percent Solids:**	89.7
Project:	2nd Avenue and 33-39th Street, Brooklyn, NY		

PFAS List

CAS No.	ID Standard Recoveries	Run# 1	Run# 2	Limits
	13C4-PFBA	83%		40-140%
	13C5-PFPeA	86%		50-150%
	13C5-PFHxA	88%		50-150%
	13C4-PFHpA	90%		50-150%
	13C8-PFOA	90%		50-150%
	13C9-PFNA	90%		50-150%
	13C6-PFDA	88%		50-150%
	13C7-PFUnDA	84%		40-140%
	13C2-PFDoDA	89%		40-140%
	13C2-PFTeDA	96%		30-130%
	13C3-PFBS	86%		50-150%
	13C3-PFHxS	86%		50-150%
	13C8-PFOS	84%		50-150%
	13C8-FOSA	91%		30-130%
	d3-MeFOSAA	93%		40-140%
	d5-EtFOSAA	88%		40-140%
	13C2-6:2FTS	83%		50-150%
	13C2-8:2FTS	88%		50-150%

(a) Analysis performed at SGS Orlando, FL.

ND = Not detected MDL = Method Detection Limit
RL = Reporting Limit
E = Indicates value exceeds calibration range

J = Indicates an estimated value
B = Indicates analyte found in associated method blank
N = Indicates presumptive evidence of a compound

Report of Analysis

Client Sample ID:	TT-SB-32-7.0-9.0		
Lab Sample ID:	JD36084-10	**Date Sampled:**	12/02/21
Matrix:	SO - Soil	**Date Received:**	12/02/21
Method:	SW846 8260D SW846 5035	**Percent Solids:**	85.4
Project:	2nd Avenue and 33-39th Street, Brooklyn, NY		

	File ID	DF	Analyzed	By	Prep Date	Prep Batch	Analytical Batch
Run #1	I240363.D	1	12/04/21 16:44	PS	12/03/21 08:00	n/a	VI9771
Run #2							

	Initial Weight
Run #1	6.5 g
Run #2	

VOA TCL List

CAS No.	Compound	Result	RL	MDL	Units	Q
67-64-1	Acetone	ND	9.0	3.7	ug/kg	
71-43-2	Benzene	ND	0.45	0.41	ug/kg	
74-97-5	Bromochloromethane	ND	4.5	0.50	ug/kg	
75-27-4	Bromodichloromethane	ND	1.8	0.39	ug/kg	
75-25-2	Bromoform	ND	4.5	1.2	ug/kg	
74-83-9	Bromomethane	ND	4.5	0.69	ug/kg	
78-93-3	2-Butanone (MEK)	ND	9.0	2.2	ug/kg	
75-15-0	Carbon disulfide	ND	1.8	0.48	ug/kg	
56-23-5	Carbon tetrachloride	ND	1.8	0.56	ug/kg	
108-90-7	Chlorobenzene	ND	1.8	0.41	ug/kg	
75-00-3	Chloroethane	ND	4.5	0.53	ug/kg	
67-66-3	Chloroform	ND	1.8	0.47	ug/kg	
74-87-3	Chloromethane	ND	4.5	1.8	ug/kg	
110-82-7	Cyclohexane	ND	1.8	0.59	ug/kg	
96-12-8	1,2-Dibromo-3-chloropropane	ND	1.8	0.63	ug/kg	
124-48-1	Dibromochloromethane	ND	1.8	0.50	ug/kg	
106-93-4	1,2-Dibromoethane	ND	0.90	0.38	ug/kg	
95-50-1	1,2-Dichlorobenzene	ND	0.90	0.49	ug/kg	
541-73-1	1,3-Dichlorobenzene	ND	0.90	0.45	ug/kg	
106-46-7	1,4-Dichlorobenzene	ND	0.90	0.44	ug/kg	
75-71-8	Dichlorodifluoromethane	ND	4.5	0.65	ug/kg	
75-34-3	1,1-Dichloroethane	ND	0.90	0.45	ug/kg	
107-06-2	1,2-Dichloroethane	ND	0.90	0.42	ug/kg	
75-35-4	1,1-Dichloroethene	ND	0.90	0.59	ug/kg	
156-59-2	cis-1,2-Dichloroethene	ND	0.90	0.76	ug/kg	
156-60-5	trans-1,2-Dichloroethene	ND	0.90	0.55	ug/kg	
78-87-5	1,2-Dichloropropane	ND	1.8	0.43	ug/kg	
10061-01-5	cis-1,3-Dichloropropene	ND	1.8	0.43	ug/kg	
10061-02-6	trans-1,3-Dichloropropene	ND	1.8	0.41	ug/kg	
100-41-4	Ethylbenzene	ND	0.90	0.41	ug/kg	
76-13-1	Freon 113	ND	4.5	2.4	ug/kg	
591-78-6	2-Hexanone	ND	4.5	1.9	ug/kg	

ND = Not detected MDL = Method Detection Limit
RL = Reporting Limit
E = Indicates value exceeds calibration range

J = Indicates an estimated value
B = Indicates analyte found in associated method blank
N = Indicates presumptive evidence of a compound

Report of Analysis

Client Sample ID:	TT-SB-32-7.0-9.0		
Lab Sample ID:	JD36084-10	**Date Sampled:**	12/02/21
Matrix:	SO - Soil	**Date Received:**	12/02/21
Method:	SW846 8260D SW846 5035	**Percent Solids:**	85.4
Project:	2nd Avenue and 33-39th Street, Brooklyn, NY		

VOA TCL List

CAS No.	Compound	Result	RL	MDL	Units	Q
98-82-8	Isopropylbenzene	ND	1.8	1.3	ug/kg	
79-20-9	Methyl Acetate	ND	4.5	1.3	ug/kg	
108-87-2	Methylcyclohexane	ND	1.8	0.79	ug/kg	
1634-04-4	Methyl Tert Butyl Ether	ND	0.90	0.42	ug/kg	
108-10-1	4-Methyl-2-pentanone(MIBK)	ND	4.5	2.0	ug/kg	
75-09-2	Methylene chloride	ND	4.5	2.4	ug/kg	
100-42-5	Styrene	ND	1.8	0.36	ug/kg	
79-34-5	1,1,2,2-Tetrachloroethane	ND	1.8	0.54	ug/kg	
127-18-4	Tetrachloroethene	ND	1.8	0.52	ug/kg	
108-88-3	Toluene	ND	0.90	0.47	ug/kg	
87-61-6	1,2,3-Trichlorobenzene	ND	4.5	2.3	ug/kg	
120-82-1	1,2,4-Trichlorobenzene	ND	4.5	2.3	ug/kg	
71-55-6	1,1,1-Trichloroethane	ND	1.8	0.44	ug/kg	
79-00-5	1,1,2-Trichloroethane	ND	1.8	0.50	ug/kg	
79-01-6	Trichloroethene	ND	0.90	0.69	ug/kg	
75-69-4	Trichlorofluoromethane	ND	4.5	0.62	ug/kg	
75-01-4	Vinyl chloride	ND	1.8	0.43	ug/kg	
	m,p-Xylene	ND	0.90	0.81	ug/kg	
95-47-6	o-Xylene	ND	0.90	0.41	ug/kg	
1330-20-7	Xylene (total)	ND	0.90	0.41	ug/kg	

CAS No.	Surrogate Recoveries	Run# 1	Run# 2	Limits
1868-53-7	Dibromofluoromethane	105%		72-130%
17060-07-0	1,2-Dichloroethane-D4	107%		75-131%
2037-26-5	Toluene-D8	89%		81-121%
460-00-4	4-Bromofluorobenzene	97%		60-141%

CAS No.	Tentatively Identified Compounds	R.T.	Est. Conc.	Units	Q
	Total TIC, Volatile		0	ug/kg	

ND = Not detected MDL = Method Detection Limit
RL = Reporting Limit
E = Indicates value exceeds calibration range

J = Indicates an estimated value
B = Indicates analyte found in associated method blank
N = Indicates presumptive evidence of a compound

Report of Analysis

Client Sample ID:	TT-SB-32-7.0-9.0		
Lab Sample ID:	JD36084-10	**Date Sampled:**	12/02/21
Matrix:	SO - Soil	**Date Received:**	12/02/21
Method:	SW846 8270E SW846 3546	**Percent Solids:**	85.4
Project:	2nd Avenue and 33-39th Street, Brooklyn, NY		

	File ID	DF	Analyzed	By	Prep Date	Prep Batch	Analytical Batch
Run #1	F204082.D	1	12/06/21 17:43	KLS	12/04/21 10:20	OP36957	EF8943
Run #2							

	Initial Weight	Final Volume
Run #1	30.8 g	1.0 ml
Run #2		

ABN TCL List (SOM0 2.0)

CAS No.	Compound	Result	RL	MDL	Units	Q
95-57-8	2-Chlorophenol	ND	76	19	ug/kg	
59-50-7	4-Chloro-3-methyl phenol	ND	190	23	ug/kg	
120-83-2	2,4-Dichlorophenol	ND	190	32	ug/kg	
105-67-9	2,4-Dimethylphenol	ND	190	68	ug/kg	
51-28-5	2,4-Dinitrophenol	ND	190	140	ug/kg	
534-52-1	4,6-Dinitro-o-cresol	ND	190	41	ug/kg	
95-48-7	2-Methylphenol	ND	76	24	ug/kg	
	3&4-Methylphenol	ND	76	31	ug/kg	
88-75-5	2-Nitrophenol	ND	190	25	ug/kg	
100-02-7	4-Nitrophenol	ND	380	100	ug/kg	
87-86-5	Pentachlorophenol	ND	150	36	ug/kg	
108-95-2	Phenol	ND	76	20	ug/kg	
58-90-2	2,3,4,6-Tetrachlorophenol	ND	190	25	ug/kg	
95-95-4	2,4,5-Trichlorophenol	ND	190	28	ug/kg	
88-06-2	2,4,6-Trichlorophenol	ND	190	23	ug/kg	
83-32-9	Acenaphthene	ND	38	13	ug/kg	
208-96-8	Acenaphthylene	ND	38	19	ug/kg	
98-86-2	Acetophenone	ND	190	8.2	ug/kg	
120-12-7	Anthracene	ND	38	23	ug/kg	
1912-24-9	Atrazine	ND	76	16	ug/kg	
56-55-3	Benzo(a)anthracene	14.9	38	11	ug/kg	J
50-32-8	Benzo(a)pyrene	ND	38	17	ug/kg	
205-99-2	Benzo(b)fluoranthene	ND	38	17	ug/kg	
191-24-2	Benzo(g,h,i)perylene	ND	38	19	ug/kg	
207-08-9	Benzo(k)fluoranthene	ND	38	18	ug/kg	
101-55-3	4-Bromophenyl phenyl ether	ND	76	15	ug/kg	
85-68-7	Butyl benzyl phthalate	ND	76	9.3	ug/kg	
92-52-4	1,1'-Biphenyl	ND	76	5.2	ug/kg	
100-52-7	Benzaldehyde	ND	190	9.4	ug/kg	
91-58-7	2-Chloronaphthalene	ND	76	9.0	ug/kg	
106-47-8	4-Chloroaniline	ND	190	14	ug/kg	
86-74-8	Carbazole	ND	76	5.5	ug/kg	

ND = Not detected MDL = Method Detection Limit
RL = Reporting Limit
E = Indicates value exceeds calibration range

J = Indicates an estimated value
B = Indicates analyte found in associated method blank
N = Indicates presumptive evidence of a compound

Report of Analysis

Client Sample ID:	TT-SB-32-7.0-9.0		
Lab Sample ID:	JD36084-10	**Date Sampled:**	12/02/21
Matrix:	SO - Soil	**Date Received:**	12/02/21
Method:	SW846 8270E SW846 3546	**Percent Solids:**	85.4
Project:	2nd Avenue and 33-39th Street, Brooklyn, NY		

ABN TCL List (SOM0 2.0)

CAS No.	Compound	Result	RL	MDL	Units	Q
105-60-2	Caprolactam	ND	76	15	ug/kg	
218-01-9	Chrysene	ND	38	12	ug/kg	
111-91-1	bis(2-Chloroethoxy)methane	ND	76	8.1	ug/kg	
111-44-4	bis(2-Chloroethyl)ether	ND	76	16	ug/kg	
108-60-1	2,2'-Oxybis(1-chloropropane)	ND	76	14	ug/kg	
7005-72-3	4-Chlorophenyl phenyl ether	ND	76	12	ug/kg	
121-14-2	2,4-Dinitrotoluene	ND	38	12	ug/kg	
606-20-2	2,6-Dinitrotoluene	ND	38	19	ug/kg	
91-94-1	3,3'-Dichlorobenzidine	ND	76	32	ug/kg	
123-91-1	1,4-Dioxane	ND	38	25	ug/kg	
53-70-3	Dibenzo(a,h)anthracene	ND	38	17	ug/kg	
132-64-9	Dibenzofuran	ND	76	15	ug/kg	
84-74-2	Di-n-butyl phthalate	ND	76	6.2	ug/kg	
117-84-0	Di-n-octyl phthalate	ND	76	9.5	ug/kg	
84-66-2	Diethyl phthalate	ND	76	8.1	ug/kg	
131-11-3	Dimethyl phthalate	ND	76	6.8	ug/kg	
117-81-7	bis(2-Ethylhexyl)phthalate	ND	76	8.9	ug/kg	
206-44-0	Fluoranthene	17.2	38	17	ug/kg	J
86-73-7	Fluorene	ND	38	17	ug/kg	
118-74-1	Hexachlorobenzene	ND	76	9.6	ug/kg	
87-68-3	Hexachlorobutadiene	ND	38	15	ug/kg	
77-47-4	Hexachlorocyclopentadiene	ND	380	15	ug/kg	
67-72-1	Hexachloroethane	ND	190	19	ug/kg	
193-39-5	Indeno(1,2,3-cd)pyrene	ND	38	18	ug/kg	
78-59-1	Isophorone	ND	76	8.1	ug/kg	
91-57-6	2-Methylnaphthalene	ND	38	8.6	ug/kg	
88-74-4	2-Nitroaniline	ND	190	9.0	ug/kg	
99-09-2	3-Nitroaniline	ND	190	9.5	ug/kg	
100-01-6	4-Nitroaniline	ND	190	9.8	ug/kg	
91-20-3	Naphthalene	ND	38	11	ug/kg	
98-95-3	Nitrobenzene	ND	76	15	ug/kg	
621-64-7	N-Nitroso-di-n-propylamine	ND	76	11	ug/kg	
86-30-6	N-Nitrosodiphenylamine	ND	190	14	ug/kg	
85-01-8	Phenanthrene	ND	38	13	ug/kg	
129-00-0	Pyrene	17.7	38	12	ug/kg	J
95-94-3	1,2,4,5-Tetrachlorobenzene	ND	190	9.7	ug/kg	

CAS No.	Surrogate Recoveries	Run# 1	Run# 2	Limits
367-12-4	2-Fluorophenol	49%		10-109%

ND = Not detected MDL = Method Detection Limit
RL = Reporting Limit
E = Indicates value exceeds calibration range

J = Indicates an estimated value
B = Indicates analyte found in associated method blank
N = Indicates presumptive evidence of a compound

Report of Analysis

Client Sample ID:	TT-SB-32-7.0-9.0		
Lab Sample ID:	JD36084-10	**Date Sampled:**	12/02/21
Matrix:	SO - Soil	**Date Received:**	12/02/21
Method:	SW846 8270E SW846 3546	**Percent Solids:**	85.4
Project:	2nd Avenue and 33-39th Street, Brooklyn, NY		

ABN TCL List (SOM0 2.0)

CAS No.	Surrogate Recoveries	Run# 1	Run# 2	Limits
4165-62-2	Phenol-d5	48%		10-105%
118-79-6	2,4,6-Tribromophenol	55%		10-135%
4165-60-0	Nitrobenzene-d5	47%		10-119%
321-60-8	2-Fluorobiphenyl	52%		18-112%
1718-51-0	Terphenyl-d14	60%		18-125%

CAS No.	Tentatively Identified Compounds	R.T.	Est. Conc.	Units	Q
	System artifact	3.22	190	ug/kg	J
	System artifact/aldol-condensation	3.27	280	ug/kg	J
	Total TIC, Semi-Volatile		0	ug/kg	

ND = Not detected MDL = Method Detection Limit
RL = Reporting Limit
E = Indicates value exceeds calibration range

J = Indicates an estimated value
B = Indicates analyte found in associated method blank
N = Indicates presumptive evidence of a compound

Report of Analysis

Client Sample ID:	TT-SB-32-7.0-9.0		
Lab Sample ID:	JD36084-10	**Date Sampled:**	12/02/21
Matrix:	SO - Soil	**Date Received:**	12/02/21
Method:	SW846 8270E BY SIM SW846 3546	**Percent Solids:**	85.4
Project:	2nd Avenue and 33-39th Street, Brooklyn, NY		

	File ID	DF	Analyzed	By	Prep Date	Prep Batch	Analytical Batch
Run #1	4M105424.D	1	12/23/21 01:19	NAP	12/04/21 10:20	OP36957A	E4M4896
Run #2							

	Initial Weight	Final Volume
Run #1	30.8 g	1.0 ml
Run #2		

CAS No.	Compound	Result	RL	MDL	Units	Q
123-91-1	1,4-Dioxane	2.09	3.8	1.9	ug/kg	J

CAS No.	Surrogate Recoveries	Run# 1	Run# 2	Limits
4165-60-0	Nitrobenzene-d5	60%		10-107%
321-60-8	2-Fluorobiphenyl	54%		17-91%
1718-51-0	Terphenyl-d14	64%		17-105%

ND = Not detected MDL = Method Detection Limit J = Indicates an estimated value
RL = Reporting Limit B = Indicates analyte found in associated method blank
E = Indicates value exceeds calibration range N = Indicates presumptive evidence of a compound

Report of Analysis

Client Sample ID:	TT-SB-32-7.0-9.0		
Lab Sample ID:	JD36084-10	**Date Sampled:**	12/02/21
Matrix:	SO - Soil	**Date Received:**	12/02/21
Method:	SW846 8151A SW846 3546	**Percent Solids:**	85.4
Project:	2nd Avenue and 33-39th Street, Brooklyn, NY		

	File ID	DF	Analyzed	By	Prep Date	Prep Batch	Analytical Batch
Run #1	OA155539.D	1	12/10/21 10:41	RK	12/07/21 10:55	OP36933	GOA5500
Run #2							

	Initial Weight	Final Volume
Run #1	15.5 g	5.0 ml
Run #2		

Herbicide List

CAS No.	Compound	Result	RL	MDL	Units	Q
94-75-7	2,4-D	ND	19	8.4	ug/kg	
93-72-1	2,4,5-TP (Silvex)	ND	3.8	2.1	ug/kg	
93-76-5	2,4,5-T	ND	3.8	1.9	ug/kg	

CAS No.	Surrogate Recoveries	Run# 1	Run# 2	Limits
19719-28-9	2,4-DCAA	30%		10-125%
19719-28-9	2,4-DCAA	30%		10-125%

ND = Not detected MDL = Method Detection Limit
RL = Reporting Limit
E = Indicates value exceeds calibration range

J = Indicates an estimated value
B = Indicates analyte found in associated method blank
N = Indicates presumptive evidence of a compound

Report of Analysis

Client Sample ID:	TT-SB-32-7.0-9.0		
Lab Sample ID:	JD36084-10	**Date Sampled:**	12/02/21
Matrix:	SO - Soil	**Date Received:**	12/02/21
Method:	SW846 8081B SW846 3546	**Percent Solids:**	85.4
Project:	2nd Avenue and 33-39th Street, Brooklyn, NY		

	File ID	DF	Analyzed	By	Prep Date	Prep Batch	Analytical Batch
Run #1	1G171977.D	1	12/12/21 22:31	TL	12/06/21 11:35	OP36961	G1G5933
Run #2							

	Initial Weight	Final Volume
Run #1	15.3 g	10.0 ml
Run #2		

Pesticide TCL List

CAS No.	Compound	Result	RL	MDL	Units	Q
309-00-2	Aldrin [a]	ND	0.77	0.63	ug/kg	
319-84-6	alpha-BHC [a]	ND	0.77	0.62	ug/kg	
319-85-7	beta-BHC [a]	ND	0.77	0.69	ug/kg	
319-86-8	delta-BHC [a]	ND	0.77	0.73	ug/kg	
58-89-9	gamma-BHC (Lindane) [a]	ND	0.77	0.56	ug/kg	
5103-71-9	alpha-Chlordane [a]	ND	0.77	0.62	ug/kg	
5103-74-2	gamma-Chlordane [a]	ND	0.77	0.35	ug/kg	
60-57-1	Dieldrin [a]	ND	0.77	0.53	ug/kg	
72-54-8	4,4'-DDD [a]	ND	0.77	0.70	ug/kg	
72-55-9	4,4'-DDE [a]	ND	0.77	0.67	ug/kg	
50-29-3	4,4'-DDT [a]	ND	0.77	0.68	ug/kg	
72-20-8	Endrin [a]	ND	0.77	0.59	ug/kg	
1031-07-8	Endosulfan sulfate [a]	ND	0.77	0.60	ug/kg	
7421-93-4	Endrin aldehyde [a]	ND	0.77	0.43	ug/kg	
959-98-8	Endosulfan-I [a]	ND	0.77	0.44	ug/kg	
33213-65-9	Endosulfan-II [a]	ND	0.77	0.48	ug/kg	
76-44-8	Heptachlor [a]	ND	0.77	0.66	ug/kg	
1024-57-3	Heptachlor epoxide [a]	ND	0.77	0.54	ug/kg	
72-43-5	Methoxychlor [a]	ND	1.5	0.61	ug/kg	
53494-70-5	Endrin ketone	ND	0.77	0.55	ug/kg	
8001-35-2	Toxaphene	ND	19	18	ug/kg	

CAS No.	Surrogate Recoveries	Run# 1	Run# 2	Limits
877-09-8	Tetrachloro-m-xylene	120%		14-145%
877-09-8	Tetrachloro-m-xylene	119%		14-145%
2051-24-3	Decachlorobiphenyl	99%		10-197%
2051-24-3	Decachlorobiphenyl	109%		10-197%

(a) This compound outside control limits biased high in the associated BS.

ND = Not detected MDL = Method Detection Limit
RL = Reporting Limit
E = Indicates value exceeds calibration range

J = Indicates an estimated value
B = Indicates analyte found in associated method blank
N = Indicates presumptive evidence of a compound

Report of Analysis

Client Sample ID:	TT-SB-32-7.0-9.0		
Lab Sample ID:	JD36084-10	**Date Sampled:**	12/02/21
Matrix:	SO - Soil	**Date Received:**	12/02/21
Method:	SW846 8082A SW846 3546	**Percent Solids:**	85.4
Project:	2nd Avenue and 33-39th Street, Brooklyn, NY		

	File ID	DF	Analyzed	By	Prep Date	Prep Batch	Analytical Batch
Run #1	RK7098.D	1	12/08/21 21:09	TL	12/06/21 11:35	OP36962	GRK183
Run #2							

	Initial Weight	Final Volume
Run #1	15.3 g	10.0 ml
Run #2		

PCB List

CAS No.	Compound	Result	RL	MDL	Units	Q
12674-11-2	Aroclor 1016	ND	38	18	ug/kg	
11104-28-2	Aroclor 1221	ND	38	24	ug/kg	
11141-16-5	Aroclor 1232	ND	38	24	ug/kg	
53469-21-9	Aroclor 1242	ND	38	16	ug/kg	
12672-29-6	Aroclor 1248	ND	38	34	ug/kg	
11097-69-1	Aroclor 1254	ND	38	21	ug/kg	
11096-82-5	Aroclor 1260	ND	38	16	ug/kg	
11100-14-4	Aroclor 1268	ND	38	16	ug/kg	
37324-23-5	Aroclor 1262	ND	38	25	ug/kg	

CAS No.	Surrogate Recoveries	Run# 1	Run# 2	Limits
877-09-8	Tetrachloro-m-xylene	142%		24-152%
877-09-8	Tetrachloro-m-xylene	141%		24-152%
2051-24-3	Decachlorobiphenyl	77%		10-172%
2051-24-3	Decachlorobiphenyl	156%		10-172%

ND = Not detected MDL = Method Detection Limit
RL = Reporting Limit
E = Indicates value exceeds calibration range

J = Indicates an estimated value
B = Indicates analyte found in associated method blank
N = Indicates presumptive evidence of a compound

Report of Analysis

Client Sample ID:	TT-SB-32-7.0-9.0		
Lab Sample ID:	JD36084-10	**Date Sampled:**	12/02/21
Matrix:	SO - Soil	**Date Received:**	12/02/21
		Percent Solids:	85.4
Project:	2nd Avenue and 33-39th Street, Brooklyn, NY		

Metals Analysis

Analyte	Result	RL	Units	DF	Prep	Analyzed	By	Method	Prep Method
Aluminum	5170	62	mg/kg	1	12/06/21	12/07/21	ND	SW846 6010D [2]	SW846 3050B [3]
Antimony	< 2.5	2.5	mg/kg	1	12/06/21	12/07/21	ND	SW846 6010D [2]	SW846 3050B [3]
Arsenic	2.7	2.5	mg/kg	1	12/06/21	12/07/21	ND	SW846 6010D [2]	SW846 3050B [3]
Barium	48.3	25	mg/kg	1	12/06/21	12/07/21	ND	SW846 6010D [2]	SW846 3050B [3]
Beryllium	0.46	0.25	mg/kg	1	12/06/21	12/07/21	ND	SW846 6010D [2]	SW846 3050B [3]
Cadmium	< 0.62	0.62	mg/kg	1	12/06/21	12/07/21	ND	SW846 6010D [2]	SW846 3050B [3]
Calcium	1910	620	mg/kg	1	12/06/21	12/07/21	ND	SW846 6010D [2]	SW846 3050B [3]
Chromium	11.9	1.2	mg/kg	1	12/06/21	12/07/21	ND	SW846 6010D [2]	SW846 3050B [3]
Cobalt	< 6.2	6.2	mg/kg	1	12/06/21	12/07/21	ND	SW846 6010D [2]	SW846 3050B [3]
Copper	12.2	3.1	mg/kg	1	12/06/21	12/07/21	ND	SW846 6010D [2]	SW846 3050B [3]
Iron	11500	62	mg/kg	1	12/06/21	12/07/21	ND	SW846 6010D [2]	SW846 3050B [3]
Lead	19.4	2.5	mg/kg	1	12/06/21	12/07/21	ND	SW846 6010D [2]	SW846 3050B [3]
Magnesium	2430	620	mg/kg	1	12/06/21	12/07/21	ND	SW846 6010D [2]	SW846 3050B [3]
Manganese	274	1.8	mg/kg	1	12/06/21	12/07/21	ND	SW846 6010D [2]	SW846 3050B [3]
Mercury	< 0.030	0.030	mg/kg	1	12/06/21	12/06/21	SB	SW846 7471B [1]	SW846 7471B [4]
Nickel	13.9	4.9	mg/kg	1	12/06/21	12/07/21	ND	SW846 6010D [2]	SW846 3050B [3]
Potassium	1270	1200	mg/kg	1	12/06/21	12/07/21	ND	SW846 6010D [2]	SW846 3050B [3]
Selenium	< 2.5	2.5	mg/kg	1	12/06/21	12/07/21	ND	SW846 6010D [2]	SW846 3050B [3]
Silver	< 0.62	0.62	mg/kg	1	12/06/21	12/07/21	ND	SW846 6010D [2]	SW846 3050B [3]
Sodium	2510	1200	mg/kg	1	12/06/21	12/07/21	ND	SW846 6010D [2]	SW846 3050B [3]
Thallium	< 1.2	1.2	mg/kg	1	12/06/21	12/07/21	ND	SW846 6010D [2]	SW846 3050B [3]
Vanadium	19.2	6.2	mg/kg	1	12/06/21	12/07/21	ND	SW846 6010D [2]	SW846 3050B [3]
Zinc	36.2	6.2	mg/kg	1	12/06/21	12/07/21	ND	SW846 6010D [2]	SW846 3050B [3]

(1) Instrument QC Batch: MA51535
(2) Instrument QC Batch: MA51558
(3) Prep QC Batch: MP30189
(4) Prep QC Batch: MP30190

RL = Reporting Limit

Report of Analysis

Client Sample ID:	TT-SB-32-7.0-9.0		
Lab Sample ID:	JD36084-10	**Date Sampled:**	12/02/21
Matrix:	SO - Soil	**Date Received:**	12/02/21
		Percent Solids:	85.4
Project:	2nd Avenue and 33-39th Street, Brooklyn, NY		

General Chemistry

Analyte	Result	RL	Units	DF	Analyzed	By	Method
Cyanide	< 0.27	0.27	mg/kg	1	12/09/21 03:24	EB	SW846 9012B/LACHAT
Solids, Percent	85.4		%	1	12/05/21 15:00	BG	SM2540 G 18TH ED MOD

RL = Reporting Limit

Report of Analysis

Client Sample ID:	TT-SB-32-7.0-9.0		
Lab Sample ID:	JD36084-10A	**Date Sampled:**	12/02/21
Matrix:	SO - Soil	**Date Received:**	12/02/21
Method:	EPA 537M BY ID IN HOUSE	**Percent Solids:**	85.4
Project:	2nd Avenue and 33-39th Street, Brooklyn, NY		

	File ID	DF	Analyzed	By	Prep Date	Prep Batch	Analytical Batch
Run #1 [a]	2Q82033.D	1	12/22/21 05:50	AFL	12/13/21 09:00	F:OP88800	F:S2Q1159
Run #2							

	Initial Weight	Final Volume
Run #1	1.99 g	1.0 ml
Run #2		

PFAS List

CAS No.	Compound	Result	RL	MDL	Units	Q
PERFLUOROALKYLCARBOXYLIC ACIDS						
375-22-4	Perfluorobutanoic acid	ND	1.2	0.45	ug/kg	
2706-90-3	Perfluoropentanoic acid	ND	0.59	0.29	ug/kg	
307-24-4	Perfluorohexanoic acid	ND	0.59	0.29	ug/kg	
375-85-9	Perfluoroheptanoic acid	ND	0.59	0.29	ug/kg	
335-67-1	Perfluorooctanoic acid	ND	0.59	0.29	ug/kg	
375-95-1	Perfluorononanoic acid	ND	0.59	0.29	ug/kg	
335-76-2	Perfluorodecanoic acid	ND	0.59	0.29	ug/kg	
2058-94-8	Perfluoroundecanoic acid	ND	0.59	0.29	ug/kg	
307-55-1	Perfluorododecanoic acid	ND	0.59	0.29	ug/kg	
72629-94-8	Perfluorotridecanoic acid	ND	0.59	0.31	ug/kg	
376-06-7	Perfluorotetradecanoic acid	ND	0.59	0.29	ug/kg	
PERFLUOROALKYLSULFONIC ACIDS						
375-73-5	Perfluorobutanesulfonic acid	ND	0.59	0.29	ug/kg	
355-46-4	Perfluorohexanesulfonic acid	ND	0.59	0.29	ug/kg	
375-92-8	Perfluoroheptanesulfonic acid	ND	0.59	0.29	ug/kg	
1763-23-1	Perfluorooctanesulfonic acid	ND	0.59	0.29	ug/kg	
335-77-3	Perfluorodecanesulfonic acid	ND	0.59	0.29	ug/kg	
PERFLUOROOCTANESULFONAMIDES						
754-91-6	PFOSA	ND	0.59	0.29	ug/kg	
PERFLUOROOCTANESULFONAMIDOACETIC ACIDS						
2355-31-9	MeFOSAA	ND	1.2	0.59	ug/kg	
2991-50-6	EtFOSAA	ND	1.2	0.59	ug/kg	
FLUOROTELOMER SULFONATES						
27619-97-2	6:2 Fluorotelomer sulfonate	ND	1.2	0.29	ug/kg	
39108-34-4	8:2 Fluorotelomer sulfonate	ND	1.2	0.29	ug/kg	

ND = Not detected MDL = Method Detection Limit J = Indicates an estimated value
RL = Reporting Limit B = Indicates analyte found in associated method blank
E = Indicates value exceeds calibration range N = Indicates presumptive evidence of a compound

Report of Analysis

Client Sample ID:	TT-SB-32-7.0-9.0		
Lab Sample ID:	JD36084-10A	**Date Sampled:**	12/02/21
Matrix:	SO - Soil	**Date Received:**	12/02/21
Method:	EPA 537M BY ID IN HOUSE	**Percent Solids:**	85.4
Project:	2nd Avenue and 33-39th Street, Brooklyn, NY		

PFAS List

CAS No.	ID Standard Recoveries	Run# 1	Run# 2	Limits
	13C4-PFBA	86%		40-140%
	13C5-PFPeA	90%		50-150%
	13C5-PFHxA	92%		50-150%
	13C4-PFHpA	93%		50-150%
	13C8-PFOA	94%		50-150%
	13C9-PFNA	94%		50-150%
	13C6-PFDA	95%		50-150%
	13C7-PFUnDA	94%		40-140%
	13C2-PFDoDA	94%		40-140%
	13C2-PFTeDA	96%		30-130%
	13C3-PFBS	87%		50-150%
	13C3-PFHxS	88%		50-150%
	13C8-PFOS	89%		50-150%
	13C8-FOSA	70%		30-130%
	d3-MeFOSAA	86%		40-140%
	d5-EtFOSAA	83%		40-140%
	13C2-6:2FTS	83%		50-150%
	13C2-8:2FTS	85%		50-150%

(a) Analysis performed at SGS Orlando, FL.

ND = Not detected MDL = Method Detection Limit
RL = Reporting Limit
E = Indicates value exceeds calibration range

J = Indicates an estimated value
B = Indicates analyte found in associated method blank
N = Indicates presumptive evidence of a compound

Report of Analysis

Client Sample ID:	TT-SB-33-4.5-6.5		
Lab Sample ID:	JD36084-11	**Date Sampled:**	12/02/21
Matrix:	SO - Soil	**Date Received:**	12/02/21
Method:	SW846 8260D SW846 5035	**Percent Solids:**	91.5
Project:	2nd Avenue and 33-39th Street, Brooklyn, NY		

	File ID	DF	Analyzed	By	Prep Date	Prep Batch	Analytical Batch
Run #1	I240364.D	1	12/04/21 17:04	PS	12/03/21 08:00	n/a	VI9771
Run #2							

	Initial Weight
Run #1	5.5 g
Run #2	

VOA TCL List

CAS No.	Compound	Result	RL	MDL	Units	Q
67-64-1	Acetone	17.0	9.9	4.1	ug/kg	
71-43-2	Benzene	ND	0.50	0.45	ug/kg	
74-97-5	Bromochloromethane	ND	5.0	0.56	ug/kg	
75-27-4	Bromodichloromethane	ND	2.0	0.43	ug/kg	
75-25-2	Bromoform	ND	5.0	1.4	ug/kg	
74-83-9	Bromomethane	ND	5.0	0.76	ug/kg	
78-93-3	2-Butanone (MEK)	ND	9.9	2.4	ug/kg	
75-15-0	Carbon disulfide	ND	2.0	0.53	ug/kg	
56-23-5	Carbon tetrachloride	ND	2.0	0.61	ug/kg	
108-90-7	Chlorobenzene	ND	2.0	0.46	ug/kg	
75-00-3	Chloroethane	ND	5.0	0.59	ug/kg	
67-66-3	Chloroform	ND	2.0	0.52	ug/kg	
74-87-3	Chloromethane	ND	5.0	1.9	ug/kg	
110-82-7	Cyclohexane	ND	2.0	0.65	ug/kg	
96-12-8	1,2-Dibromo-3-chloropropane	ND	2.0	0.69	ug/kg	
124-48-1	Dibromochloromethane	ND	2.0	0.56	ug/kg	
106-93-4	1,2-Dibromoethane	ND	0.99	0.42	ug/kg	
95-50-1	1,2-Dichlorobenzene	ND	0.99	0.54	ug/kg	
541-73-1	1,3-Dichlorobenzene	ND	0.99	0.49	ug/kg	
106-46-7	1,4-Dichlorobenzene	ND	0.99	0.49	ug/kg	
75-71-8	Dichlorodifluoromethane	ND	5.0	0.72	ug/kg	
75-34-3	1,1-Dichloroethane	ND	0.99	0.49	ug/kg	
107-06-2	1,2-Dichloroethane	ND	0.99	0.47	ug/kg	
75-35-4	1,1-Dichloroethene	ND	0.99	0.65	ug/kg	
156-59-2	cis-1,2-Dichloroethene	ND	0.99	0.83	ug/kg	
156-60-5	trans-1,2-Dichloroethene	ND	0.99	0.61	ug/kg	
78-87-5	1,2-Dichloropropane	ND	2.0	0.47	ug/kg	
10061-01-5	cis-1,3-Dichloropropene	ND	2.0	0.47	ug/kg	
10061-02-6	trans-1,3-Dichloropropene	ND	2.0	0.45	ug/kg	
100-41-4	Ethylbenzene	ND	0.99	0.45	ug/kg	
76-13-1	Freon 113	ND	5.0	2.7	ug/kg	
591-78-6	2-Hexanone	ND	5.0	2.1	ug/kg	

ND = Not detected MDL = Method Detection Limit
RL = Reporting Limit
E = Indicates value exceeds calibration range

J = Indicates an estimated value
B = Indicates analyte found in associated method blank
N = Indicates presumptive evidence of a compound

Report of Analysis

Client Sample ID:	TT-SB-33-4.5-6.5		
Lab Sample ID:	JD36084-11	**Date Sampled:**	12/02/21
Matrix:	SO - Soil	**Date Received:**	12/02/21
Method:	SW846 8260D SW846 5035	**Percent Solids:**	91.5
Project:	2nd Avenue and 33-39th Street, Brooklyn, NY		

VOA TCL List

CAS No.	Compound	Result	RL	MDL	Units	Q
98-82-8	Isopropylbenzene	ND	2.0	1.4	ug/kg	
79-20-9	Methyl Acetate	ND	5.0	1.4	ug/kg	
108-87-2	Methylcyclohexane	ND	2.0	0.87	ug/kg	
1634-04-4	Methyl Tert Butyl Ether	ND	0.99	0.47	ug/kg	
108-10-1	4-Methyl-2-pentanone(MIBK)	ND	5.0	2.3	ug/kg	
75-09-2	Methylene chloride	ND	5.0	2.6	ug/kg	
100-42-5	Styrene	ND	2.0	0.40	ug/kg	
79-34-5	1,1,2,2-Tetrachloroethane	ND	2.0	0.60	ug/kg	
127-18-4	Tetrachloroethene	ND	2.0	0.58	ug/kg	
108-88-3	Toluene	ND	0.99	0.52	ug/kg	
87-61-6	1,2,3-Trichlorobenzene	ND	5.0	2.5	ug/kg	
120-82-1	1,2,4-Trichlorobenzene	ND	5.0	2.5	ug/kg	
71-55-6	1,1,1-Trichloroethane	ND	2.0	0.48	ug/kg	
79-00-5	1,1,2-Trichloroethane	ND	2.0	0.55	ug/kg	
79-01-6	Trichloroethene	ND	0.99	0.76	ug/kg	
75-69-4	Trichlorofluoromethane	ND	5.0	0.68	ug/kg	
75-01-4	Vinyl chloride	ND	2.0	0.48	ug/kg	
	m,p-Xylene	ND	0.99	0.89	ug/kg	
95-47-6	o-Xylene	ND	0.99	0.46	ug/kg	
1330-20-7	Xylene (total)	ND	0.99	0.46	ug/kg	

CAS No.	Surrogate Recoveries	Run# 1	Run# 2	Limits
1868-53-7	Dibromofluoromethane	103%		72-130%
17060-07-0	1,2-Dichloroethane-D4	105%		75-131%
2037-26-5	Toluene-D8	88%		81-121%
460-00-4	4-Bromofluorobenzene	96%		60-141%

CAS No.	Tentatively Identified Compounds	R.T.	Est. Conc.	Units	Q
	Total TIC, Volatile		0	ug/kg	

ND = Not detected MDL = Method Detection Limit
RL = Reporting Limit
E = Indicates value exceeds calibration range

J = Indicates an estimated value
B = Indicates analyte found in associated method blank
N = Indicates presumptive evidence of a compound

Report of Analysis

Client Sample ID:	TT-SB-33-4.5-6.5		
Lab Sample ID:	JD36084-11	**Date Sampled:**	12/02/21
Matrix:	SO - Soil	**Date Received:**	12/02/21
Method:	SW846 8270E SW846 3546	**Percent Solids:**	91.5
Project:	2nd Avenue and 33-39th Street, Brooklyn, NY		

	File ID	DF	Analyzed	By	Prep Date	Prep Batch	Analytical Batch
Run #1	F204085.D	1	12/06/21 18:59	KLS	12/04/21 10:20	OP36957	EF8943
Run #2							

	Initial Weight	Final Volume
Run #1	30.9 g	1.0 ml
Run #2		

ABN TCL List (SOM0 2.0)

CAS No.	Compound	Result	RL	MDL	Units	Q
95-57-8	2-Chlorophenol	ND	71	17	ug/kg	
59-50-7	4-Chloro-3-methyl phenol	ND	180	22	ug/kg	
120-83-2	2,4-Dichlorophenol	ND	180	30	ug/kg	
105-67-9	2,4-Dimethylphenol	ND	180	63	ug/kg	
51-28-5	2,4-Dinitrophenol	ND	180	130	ug/kg	
534-52-1	4,6-Dinitro-o-cresol	ND	180	38	ug/kg	
95-48-7	2-Methylphenol	ND	71	23	ug/kg	
	3&4-Methylphenol	ND	71	29	ug/kg	
88-75-5	2-Nitrophenol	ND	180	23	ug/kg	
100-02-7	4-Nitrophenol	ND	350	94	ug/kg	
87-86-5	Pentachlorophenol	ND	140	33	ug/kg	
108-95-2	Phenol	ND	71	18	ug/kg	
58-90-2	2,3,4,6-Tetrachlorophenol	ND	180	23	ug/kg	
95-95-4	2,4,5-Trichlorophenol	ND	180	26	ug/kg	
88-06-2	2,4,6-Trichlorophenol	ND	180	21	ug/kg	
83-32-9	Acenaphthene	27.8	35	12	ug/kg	J
208-96-8	Acenaphthylene	90.9	35	18	ug/kg	
98-86-2	Acetophenone	ND	180	7.6	ug/kg	
120-12-7	Anthracene	146	35	22	ug/kg	
1912-24-9	Atrazine	ND	71	15	ug/kg	
56-55-3	Benzo(a)anthracene	746	35	10	ug/kg	
50-32-8	Benzo(a)pyrene	965	35	16	ug/kg	
205-99-2	Benzo(b)fluoranthene	985	35	16	ug/kg	
191-24-2	Benzo(g,h,i)perylene	593	35	18	ug/kg	
207-08-9	Benzo(k)fluoranthene	361	35	17	ug/kg	
101-55-3	4-Bromophenyl phenyl ether	ND	71	14	ug/kg	
85-68-7	Butyl benzyl phthalate	ND	71	8.6	ug/kg	
92-52-4	1,1'-Biphenyl	5.5	71	4.8	ug/kg	J
100-52-7	Benzaldehyde	ND	180	8.8	ug/kg	
91-58-7	2-Chloronaphthalene	ND	71	8.4	ug/kg	
106-47-8	4-Chloroaniline	ND	180	13	ug/kg	
86-74-8	Carbazole	15.7	71	5.1	ug/kg	J

ND = Not detected MDL = Method Detection Limit J = Indicates an estimated value
RL = Reporting Limit B = Indicates analyte found in associated method blank
E = Indicates value exceeds calibration range N = Indicates presumptive evidence of a compound

Report of Analysis

Client Sample ID:	TT-SB-33-4.5-6.5		
Lab Sample ID:	JD36084-11	**Date Sampled:**	12/02/21
Matrix:	SO - Soil	**Date Received:**	12/02/21
Method:	SW846 8270E SW846 3546	**Percent Solids:**	91.5
Project:	2nd Avenue and 33-39th Street, Brooklyn, NY		

ABN TCL List (SOM0 2.0)

CAS No.	Compound	Result	RL	MDL	Units	Q
105-60-2	Caprolactam	ND	71	14	ug/kg	
218-01-9	Chrysene	702	35	11	ug/kg	
111-91-1	bis(2-Chloroethoxy)methane	ND	71	7.6	ug/kg	
111-44-4	bis(2-Chloroethyl)ether	ND	71	15	ug/kg	
108-60-1	2,2'-Oxybis(1-chloropropane)	ND	71	13	ug/kg	
7005-72-3	4-Chlorophenyl phenyl ether	ND	71	11	ug/kg	
121-14-2	2,4-Dinitrotoluene	ND	35	11	ug/kg	
606-20-2	2,6-Dinitrotoluene	ND	35	18	ug/kg	
91-94-1	3,3'-Dichlorobenzidine	ND	71	29	ug/kg	
123-91-1	1,4-Dioxane	ND	35	23	ug/kg	
53-70-3	Dibenzo(a,h)anthracene	157	35	16	ug/kg	
132-64-9	Dibenzofuran	34.7	71	14	ug/kg	J
84-74-2	Di-n-butyl phthalate	ND	71	5.8	ug/kg	
117-84-0	Di-n-octyl phthalate	ND	71	8.8	ug/kg	
84-66-2	Diethyl phthalate	ND	71	7.5	ug/kg	
131-11-3	Dimethyl phthalate	ND	71	6.3	ug/kg	
117-81-7	bis(2-Ethylhexyl)phthalate	ND	71	8.3	ug/kg	
206-44-0	Fluoranthene	1200	35	16	ug/kg	
86-73-7	Fluorene	35.8	35	16	ug/kg	
118-74-1	Hexachlorobenzene	ND	71	8.9	ug/kg	
87-68-3	Hexachlorobutadiene	ND	35	14	ug/kg	
77-47-4	Hexachlorocyclopentadiene	ND	350	14	ug/kg	
67-72-1	Hexachloroethane	ND	180	18	ug/kg	
193-39-5	Indeno(1,2,3-cd)pyrene	735	35	17	ug/kg	
78-59-1	Isophorone	ND	71	7.6	ug/kg	
91-57-6	2-Methylnaphthalene	8.7	35	8.0	ug/kg	J
88-74-4	2-Nitroaniline	ND	180	8.3	ug/kg	
99-09-2	3-Nitroaniline	ND	180	8.8	ug/kg	
100-01-6	4-Nitroaniline	ND	180	9.2	ug/kg	
91-20-3	Naphthalene	23.7	35	10	ug/kg	J
98-95-3	Nitrobenzene	ND	71	14	ug/kg	
621-64-7	N-Nitroso-di-n-propylamine	ND	71	10	ug/kg	
86-30-6	N-Nitrosodiphenylamine	ND	180	13	ug/kg	
85-01-8	Phenanthrene	282	35	12	ug/kg	
129-00-0	Pyrene	1350	35	11	ug/kg	
95-94-3	1,2,4,5-Tetrachlorobenzene	ND	180	9.0	ug/kg	

CAS No.	Surrogate Recoveries	Run# 1	Run# 2	Limits
367-12-4	2-Fluorophenol	41%		10-109%

ND = Not detected MDL = Method Detection Limit
RL = Reporting Limit
E = Indicates value exceeds calibration range

J = Indicates an estimated value
B = Indicates analyte found in associated method blank
N = Indicates presumptive evidence of a compound

Report of Analysis

Client Sample ID:	TT-SB-33-4.5-6.5		
Lab Sample ID:	JD36084-11	**Date Sampled:**	12/02/21
Matrix:	SO - Soil	**Date Received:**	12/02/21
Method:	SW846 8270E SW846 3546	**Percent Solids:**	91.5
Project:	2nd Avenue and 33-39th Street, Brooklyn, NY		

ABN TCL List (SOM0 2.0)

CAS No.	Surrogate Recoveries	Run# 1	Run# 2	Limits
4165-62-2	Phenol-d5	40%		10-105%
118-79-6	2,4,6-Tribromophenol	49%		10-135%
4165-60-0	Nitrobenzene-d5	38%		10-119%
321-60-8	2-Fluorobiphenyl	45%		18-112%
1718-51-0	Terphenyl-d14	50%		18-125%

CAS No.	Tentatively Identified Compounds	R.T.	Est. Conc.	Units	Q
	System artifact	3.22	160	ug/kg	J
	System artifact/aldol-condensation	3.27	200	ug/kg	J
203-64-5	4H-Cyclopenta[def]phenanthrene	9.67	250	ug/kg	JN
	Naphthalene phenyl	10.05	150	ug/kg	J
	Phenanthrene dimethyl	10.52	150	ug/kg	J
	Pyrene methyl	11.97	160	ug/kg	J
	Pyrene methyl	12.11	160	ug/kg	J
	Unknown	12.98	190	ug/kg	J
	Unknown	13.39	150	ug/kg	J
	Unknown	14.08	150	ug/kg	J
	Chrysene methyl	14.80	180	ug/kg	J
	Unknown PAH substance	16.36	270	ug/kg	J
	Unknown PAH substance	16.70	710	ug/kg	J
	Unknown	17.05	150	ug/kg	J
	Unknown PAH substance	18.68	260	ug/kg	J
	Unknown PAH substance	19.08	230	ug/kg	J
	Unknown PAH substance	19.49	210	ug/kg	J
	Unknown	19.94	240	ug/kg	J
	Unknown	20.25	410	ug/kg	J
	Total TIC, Semi-Volatile		4020	ug/kg	J

ND = Not detected MDL = Method Detection Limit J = Indicates an estimated value
RL = Reporting Limit B = Indicates analyte found in associated method blank
E = Indicates value exceeds calibration range N = Indicates presumptive evidence of a compound

Report of Analysis

Client Sample ID:	TT-SB-33-4.5-6.5		
Lab Sample ID:	JD36084-11	**Date Sampled:**	12/02/21
Matrix:	SO - Soil	**Date Received:**	12/02/21
Method:	SW846 8270E BY SIM SW846 3546	**Percent Solids:**	91.5
Project:	2nd Avenue and 33-39th Street, Brooklyn, NY		

	File ID	DF	Analyzed	By	Prep Date	Prep Batch	Analytical Batch
Run #1	4M105426.D	1	12/23/21 02:00	NAP	12/04/21 10:20	OP36957A	E4M4896
Run #2							

	Initial Weight	Final Volume
Run #1	30.9 g	1.0 ml
Run #2		

CAS No.	Compound	Result	RL	MDL	Units	Q
123-91-1	1,4-Dioxane	ND	3.5	1.8	ug/kg	

CAS No.	Surrogate Recoveries	Run# 1	Run# 2	Limits
4165-60-0	Nitrobenzene-d5	49%		10-107%
321-60-8	2-Fluorobiphenyl	45%		17-91%
1718-51-0	Terphenyl-d14	52%		17-105%

ND = Not detected MDL = Method Detection Limit J = Indicates an estimated value
RL = Reporting Limit B = Indicates analyte found in associated method blank
E = Indicates value exceeds calibration range N = Indicates presumptive evidence of a compound

Report of Analysis

Client Sample ID:	TT-SB-33-4.5-6.5		
Lab Sample ID:	JD36084-11	**Date Sampled:**	12/02/21
Matrix:	SO - Soil	**Date Received:**	12/02/21
Method:	SW846 8151A SW846 3546	**Percent Solids:**	91.5
Project:	2nd Avenue and 33-39th Street, Brooklyn, NY		

	File ID	DF	Analyzed	By	Prep Date	Prep Batch	Analytical Batch
Run #1	OA155540.D	1	12/10/21 11:09	RK	12/07/21 10:55	OP36933	GOA5500
Run #2							

	Initial Weight	Final Volume
Run #1	15.2 g	5.0 ml
Run #2		

Herbicide List

CAS No.	Compound	Result	RL	MDL	Units	Q
94-75-7	2,4-D	ND	18	8.0	ug/kg	
93-72-1	2,4,5-TP (Silvex)	ND	3.6	2.0	ug/kg	
93-76-5	2,4,5-T	ND	3.6	1.8	ug/kg	

CAS No.	Surrogate Recoveries	Run# 1	Run# 2	Limits
19719-28-9	2,4-DCAA	51%		10-125%
19719-28-9	2,4-DCAA	38%		10-125%

ND = Not detected MDL = Method Detection Limit
RL = Reporting Limit
E = Indicates value exceeds calibration range

J = Indicates an estimated value
B = Indicates analyte found in associated method blank
N = Indicates presumptive evidence of a compound

Report of Analysis

Client Sample ID:	TT-SB-33-4.5-6.5		
Lab Sample ID:	JD36084-11	**Date Sampled:**	12/02/21
Matrix:	SO - Soil	**Date Received:**	12/02/21
Method:	SW846 8081B SW846 3546	**Percent Solids:**	91.5
Project:	2nd Avenue and 33-39th Street, Brooklyn, NY		

	File ID	DF	Analyzed	By	Prep Date	Prep Batch	Analytical Batch
Run #1	1G171978.D	1	12/12/21 22:49	TL	12/06/21 11:35	OP36961	G1G5933
Run #2							

	Initial Weight	Final Volume
Run #1	15.1 g	10.0 ml
Run #2		

Pesticide TCL List

CAS No.	Compound	Result	RL	MDL	Units	Q
309-00-2	Aldrin [a]	ND	0.72	0.60	ug/kg	
319-84-6	alpha-BHC [a]	ND	0.72	0.59	ug/kg	
319-85-7	beta-BHC [a]	ND	0.72	0.65	ug/kg	
319-86-8	delta-BHC [a]	ND	0.72	0.69	ug/kg	
58-89-9	gamma-BHC (Lindane) [a]	ND	0.72	0.53	ug/kg	
5103-71-9	alpha-Chlordane [a]	ND	0.72	0.58	ug/kg	
5103-74-2	gamma-Chlordane [a]	ND	0.72	0.33	ug/kg	
60-57-1	Dieldrin [a]	ND	0.72	0.50	ug/kg	
72-54-8	4,4'-DDD [a]	ND	0.72	0.66	ug/kg	
72-55-9	4,4'-DDE [a]	ND	0.72	0.63	ug/kg	
50-29-3	4,4'-DDT [a]	ND	0.72	0.64	ug/kg	
72-20-8	Endrin [a]	ND	0.72	0.56	ug/kg	
1031-07-8	Endosulfan sulfate [a]	ND	0.72	0.57	ug/kg	
7421-93-4	Endrin aldehyde [a]	ND	0.72	0.41	ug/kg	
959-98-8	Endosulfan-I [a]	ND	0.72	0.42	ug/kg	
33213-65-9	Endosulfan-II [a]	ND	0.72	0.45	ug/kg	
76-44-8	Heptachlor [a]	ND	0.72	0.62	ug/kg	
1024-57-3	Heptachlor epoxide [a]	ND	0.72	0.51	ug/kg	
72-43-5	Methoxychlor [a]	ND	1.4	0.58	ug/kg	
53494-70-5	Endrin ketone	ND	0.72	0.52	ug/kg	
8001-35-2	Toxaphene	ND	18	17	ug/kg	

CAS No.	Surrogate Recoveries	Run# 1	Run# 2	Limits
877-09-8	Tetrachloro-m-xylene	69%		14-145%
877-09-8	Tetrachloro-m-xylene	67%		14-145%
2051-24-3	Decachlorobiphenyl	62%		10-197%
2051-24-3	Decachlorobiphenyl	175%		10-197%

(a) This compound outside control limits biased high in the associated BS.

ND = Not detected MDL = Method Detection Limit
RL = Reporting Limit
E = Indicates value exceeds calibration range

J = Indicates an estimated value
B = Indicates analyte found in associated method blank
N = Indicates presumptive evidence of a compound

Report of Analysis

Client Sample ID:	TT-SB-33-4.5-6.5		
Lab Sample ID:	JD36084-11	**Date Sampled:**	12/02/21
Matrix:	SO - Soil	**Date Received:**	12/02/21
Method:	SW846 8082A SW846 3546	**Percent Solids:**	91.5
Project:	2nd Avenue and 33-39th Street, Brooklyn, NY		

	File ID	DF	Analyzed	By	Prep Date	Prep Batch	Analytical Batch
Run #1	RK7099.D	1	12/08/21 21:26	TL	12/06/21 11:35	OP36962	GRK183
Run #2							

	Initial Weight	Final Volume
Run #1	15.1 g	10.0 ml
Run #2		

PCB List

CAS No.	Compound	Result	RL	MDL	Units	Q
12674-11-2	Aroclor 1016	ND	36	17	ug/kg	
11104-28-2	Aroclor 1221	ND	36	22	ug/kg	
11141-16-5	Aroclor 1232	ND	36	23	ug/kg	
53469-21-9	Aroclor 1242	ND	36	15	ug/kg	
12672-29-6	Aroclor 1248	ND	36	32	ug/kg	
11097-69-1	Aroclor 1254	ND	36	19	ug/kg	
11096-82-5	Aroclor 1260	ND	36	15	ug/kg	
11100-14-4	Aroclor 1268	ND	36	15	ug/kg	
37324-23-5	Aroclor 1262	ND	36	24	ug/kg	

CAS No.	Surrogate Recoveries	Run# 1	Run# 2	Limits
877-09-8	Tetrachloro-m-xylene	77%		24-152%
877-09-8	Tetrachloro-m-xylene	73%		24-152%
2051-24-3	Decachlorobiphenyl	48%		10-172%
2051-24-3	Decachlorobiphenyl	118%		10-172%

ND = Not detected MDL = Method Detection Limit
RL = Reporting Limit
E = Indicates value exceeds calibration range

J = Indicates an estimated value
B = Indicates analyte found in associated method blank
N = Indicates presumptive evidence of a compound

Report of Analysis

Client Sample ID:	TT-SB-33-4.5-6.5		
Lab Sample ID:	JD36084-11	**Date Sampled:**	12/02/21
Matrix:	SO - Soil	**Date Received:**	12/02/21
		Percent Solids:	91.5
Project:	2nd Avenue and 33-39th Street, Brooklyn, NY		

Metals Analysis

Analyte	Result	RL	Units	DF	Prep	Analyzed	By	Method	Prep Method
Aluminum	5120	58	mg/kg	1	12/06/21	12/07/21	ND	SW846 6010D [2]	SW846 3050B [3]
Antimony	< 2.3	2.3	mg/kg	1	12/06/21	12/07/21	ND	SW846 6010D [2]	SW846 3050B [3]
Arsenic	3.2	2.3	mg/kg	1	12/06/21	12/07/21	ND	SW846 6010D [2]	SW846 3050B [3]
Barium	35.8	23	mg/kg	1	12/06/21	12/07/21	ND	SW846 6010D [2]	SW846 3050B [3]
Beryllium	0.37	0.23	mg/kg	1	12/06/21	12/07/21	ND	SW846 6010D [2]	SW846 3050B [3]
Cadmium	< 0.58	0.58	mg/kg	1	12/06/21	12/07/21	ND	SW846 6010D [2]	SW846 3050B [3]
Calcium	1760	580	mg/kg	1	12/06/21	12/07/21	ND	SW846 6010D [2]	SW846 3050B [3]
Chromium	12.0	1.2	mg/kg	1	12/06/21	12/07/21	ND	SW846 6010D [2]	SW846 3050B [3]
Cobalt	< 5.8	5.8	mg/kg	1	12/06/21	12/07/21	ND	SW846 6010D [2]	SW846 3050B [3]
Copper	22.7	2.9	mg/kg	1	12/06/21	12/07/21	ND	SW846 6010D [2]	SW846 3050B [3]
Iron	10000	58	mg/kg	1	12/06/21	12/07/21	ND	SW846 6010D [2]	SW846 3050B [3]
Lead	45.0	2.3	mg/kg	1	12/06/21	12/07/21	ND	SW846 6010D [2]	SW846 3050B [3]
Magnesium	2180	580	mg/kg	1	12/06/21	12/07/21	ND	SW846 6010D [2]	SW846 3050B [3]
Manganese	167	1.7	mg/kg	1	12/06/21	12/07/21	ND	SW846 6010D [2]	SW846 3050B [3]
Mercury	0.10	0.034	mg/kg	1	12/06/21	12/06/21	SB	SW846 7471B [1]	SW846 7471B [4]
Nickel	20.8	4.6	mg/kg	1	12/06/21	12/07/21	ND	SW846 6010D [2]	SW846 3050B [3]
Potassium	< 1200	1200	mg/kg	1	12/06/21	12/07/21	ND	SW846 6010D [2]	SW846 3050B [3]
Selenium	< 2.3	2.3	mg/kg	1	12/06/21	12/07/21	ND	SW846 6010D [2]	SW846 3050B [3]
Silver	< 0.58	0.58	mg/kg	1	12/06/21	12/07/21	ND	SW846 6010D [2]	SW846 3050B [3]
Sodium	< 1200	1200	mg/kg	1	12/06/21	12/07/21	ND	SW846 6010D [2]	SW846 3050B [3]
Thallium	< 1.2	1.2	mg/kg	1	12/06/21	12/07/21	ND	SW846 6010D [2]	SW846 3050B [3]
Vanadium	16.2	5.8	mg/kg	1	12/06/21	12/07/21	ND	SW846 6010D [2]	SW846 3050B [3]
Zinc	47.9	5.8	mg/kg	1	12/06/21	12/07/21	ND	SW846 6010D [2]	SW846 3050B [3]

(1) Instrument QC Batch: MA51535
(2) Instrument QC Batch: MA51558
(3) Prep QC Batch: MP30189
(4) Prep QC Batch: MP30190

RL = Reporting Limit

Report of Analysis

Client Sample ID:	TT-SB-33-4.5-6.5		
Lab Sample ID:	JD36084-11	**Date Sampled:**	12/02/21
Matrix:	SO - Soil	**Date Received:**	12/02/21
		Percent Solids:	91.5
Project:	2nd Avenue and 33-39th Street, Brooklyn, NY		

General Chemistry

Analyte	Result	RL	Units	DF	Analyzed	By	Method
Cyanide	< 0.25	0.25	mg/kg	1	12/09/21 03:25	EB	SW846 9012B/LACHAT
Solids, Percent	91.5		%	1	12/05/21 15:00	BG	SM2540 G 18TH ED MOD

RL = Reporting Limit

Report of Analysis

Client Sample ID:	TT-SB-33-4.5-6.5		
Lab Sample ID:	JD36084-11A	**Date Sampled:**	12/02/21
Matrix:	SO - Soil	**Date Received:**	12/02/21
Method:	EPA 537M BY ID IN HOUSE	**Percent Solids:**	91.5
Project:	2nd Avenue and 33-39th Street, Brooklyn, NY		

	File ID	DF	Analyzed	By	Prep Date	Prep Batch	Analytical Batch
Run #1 [a]	2Q82036.D	1	12/22/21 06:46	AFL	12/13/21 09:00	F:OP88800	F:S2Q1159
Run #2							

	Initial Weight	Final Volume
Run #1	1.96 g	1.0 ml
Run #2		

PFAS List

CAS No.	Compound	Result	RL	MDL	Units	Q
PERFLUOROALKYLCARBOXYLIC ACIDS						
375-22-4	Perfluorobutanoic acid	ND	1.1	0.42	ug/kg	
2706-90-3	Perfluoropentanoic acid	ND	0.56	0.28	ug/kg	
307-24-4	Perfluorohexanoic acid	ND	0.56	0.28	ug/kg	
375-85-9	Perfluoroheptanoic acid	ND	0.56	0.28	ug/kg	
335-67-1	Perfluorooctanoic acid	ND	0.56	0.28	ug/kg	
375-95-1	Perfluorononanoic acid	ND	0.56	0.28	ug/kg	
335-76-2	Perfluorodecanoic acid	ND	0.56	0.28	ug/kg	
2058-94-8	Perfluoroundecanoic acid	ND	0.56	0.28	ug/kg	
307-55-1	Perfluorododecanoic acid	ND	0.56	0.28	ug/kg	
72629-94-8	Perfluorotridecanoic acid	ND	0.56	0.30	ug/kg	
376-06-7	Perfluorotetradecanoic acid	ND	0.56	0.28	ug/kg	
PERFLUOROALKYLSULFONIC ACIDS						
375-73-5	Perfluorobutanesulfonic acid	ND	0.56	0.28	ug/kg	
355-46-4	Perfluorohexanesulfonic acid	ND	0.56	0.28	ug/kg	
375-92-8	Perfluoroheptanesulfonic acid	ND	0.56	0.28	ug/kg	
1763-23-1	Perfluorooctanesulfonic acid	ND	0.56	0.28	ug/kg	
335-77-3	Perfluorodecanesulfonic acid	ND	0.56	0.28	ug/kg	
PERFLUOROOCTANESULFONAMIDES						
754-91-6	PFOSA	ND	0.56	0.28	ug/kg	
PERFLUOROOCTANESULFONAMIDOACETIC ACIDS						
2355-31-9	MeFOSAA	ND	1.1	0.56	ug/kg	
2991-50-6	EtFOSAA	ND	1.1	0.56	ug/kg	
FLUOROTELOMER SULFONATES						
27619-97-2	6:2 Fluorotelomer sulfonate	ND	1.1	0.28	ug/kg	
39108-34-4	8:2 Fluorotelomer sulfonate	ND	1.1	0.28	ug/kg	

ND = Not detected MDL = Method Detection Limit J = Indicates an estimated value
RL = Reporting Limit B = Indicates analyte found in associated method blank
E = Indicates value exceeds calibration range N = Indicates presumptive evidence of a compound

Report of Analysis

Client Sample ID:	TT-SB-33-4.5-6.5		
Lab Sample ID:	JD36084-11A	**Date Sampled:**	12/02/21
Matrix:	SO - Soil	**Date Received:**	12/02/21
Method:	EPA 537M BY ID IN HOUSE	**Percent Solids:**	91.5
Project:	2nd Avenue and 33-39th Street, Brooklyn, NY		

PFAS List

CAS No.	ID Standard Recoveries	Run# 1	Run# 2	Limits
	13C4-PFBA	83%		40-140%
	13C5-PFPeA	86%		50-150%
	13C5-PFHxA	89%		50-150%
	13C4-PFHpA	90%		50-150%
	13C8-PFOA	89%		50-150%
	13C9-PFNA	86%		50-150%
	13C6-PFDA	83%		50-150%
	13C7-PFUnDA	79%		40-140%
	13C2-PFDoDA	88%		40-140%
	13C2-PFTeDA	96%		30-130%
	13C3-PFBS	87%		50-150%
	13C3-PFHxS	86%		50-150%
	13C8-PFOS	85%		50-150%
	13C8-FOSA	51%		30-130%
	d3-MeFOSAA	79%		40-140%
	d5-EtFOSAA	78%		40-140%
	13C2-6:2FTS	83%		50-150%
	13C2-8:2FTS	80%		50-150%

(a) Analysis performed at SGS Orlando, FL.

ND = Not detected MDL = Method Detection Limit
RL = Reporting Limit
E = Indicates value exceeds calibration range

J = Indicates an estimated value
B = Indicates analyte found in associated method blank
N = Indicates presumptive evidence of a compound

Misc. Forms

Custody Documents and Other Forms

Includes the following where applicable:

- Chain of Custody
- Chain of Custody (SGS Orlando, FL)

SO
SLL

CHAIN OF CUSTODY

SGS

SGS North America Inc. - Dayton
2235 Route 130, Dayton, NJ 08810
TEL. 732-329-0200 FAX: 732-329-3499/3480
www.sgs.com/ehsusa

EHSA-QAC-0023-04-FORM-Standard COC

Page __ of __

FED-EX Tracking #:
Bottle Order Control #: JB 11121 141
SGS Quote #:
SGS Job #: JD36084

Client / Reporting Information

Company Name: TETRA TECH
Street Address: 6 CENTURY DR.
City / State / Zip: PARSIPPANY NJ 07954
Project Contact / E-mail: BOB CANTAGALLO ROBERT.CANTAGALLO@TETRATECH.COM
Phone #: (973) 630-4045
Sampler(s) Name(s) / Phone #: A. VALL

Project Information

Project Name: 2ND AVE & 33RD ST.
Street:
City / State: BROOKLYN NY
Project #:
Client Purchase Order #:
Project Manager:

Billing Information (If different from Report to)

Company Name:
Street Address:
City / State / Zip:
Attention:

Requested Analysis

V8260 TCL+20; A8270 TCL+20; B8270 SIM 1,4-Dioxane; P8081 PEST TCL; P8082 - PCB H; H8151 SVD; XMTAL C2; MTAL; LCID 537 NY 21

Matrix Codes

DW - Drinking Water
GW - Ground Water
WW - Water
SW - Surface Water
SO - Soil
SL- Sludge
SED-Sediment
OI - Oil
LIQ - Other Liquid
AIR - Air
SOL - Other Solid
WP - Wipe
FB - Field Blank
EB-Equipment Blank
RB - Rinse Blank
TB - Trip Blank

SGS Sample #	Field ID / Point of Collection	MEOH/DI Vial #	Collection Date	Collection Time	Sampled by	Grab (G) Comp (C)	Source Chlorinated (Y/N)	Matrix	# of bottles	HCl	NaOH	HNO_3	H_2SO_4	NONE	DI Water	MEOH	ENCORE	V8260 TCL+20	A8270 TCL+20	B8270 SIM 1,4-Dioxane	P8081 PEST TCL	P8082 - PCB H	H8151 SVD	XMTAL C2	MTAL	LCID 537 NY 21			LAB USE ONLY
1	TT-SB-24-6.5-8.5		12/01/21	0851	AV	G		SO	6					3			3	✓	✓	✓	✓	✓	✓	✓	✓			D3
2	TT-SB-25-7.0-9.0		12/01/21	0952	AV	G		SO	6					3			3	✓	✓	✓	✓	✓	✓	✓	✓			P35
3	TT-SB-26-6.0-8.0		12/01/21	1038	AV	G		SO	6					3			3	✓	✓	✓	✓	✓	✓	✓	✓			SVB
4	TT-SB-27-5.0-7.0		12/01/21	1147	AV	G		SO	6					3			3	✓	✓	✓	✓	✓	✓	✓	✓			Encore
5	SDUP-02		12/01/21	1200	AV	G		SO	6					3			3	✓	✓	✓	✓	✓	✓	✓	✓			1413
6	TT-SB-28-7.0-9.0		12/01/21	1347	AV	G		SO	6					3			3	✓	✓	✓	✓	✓	✓	✓	✓			4995
7	TT-SB-29-4.0-6.0		12/01/21	1456	AV	G		SO	6					3			3	✓	✓	✓	✓	✓	✓	✓	✓			
8	TT-SB-30-7.0-9.0		12/02/21	0853	AV	G		SO	6					3			3	✓	✓	✓	✓	✓	✓	✓	✓			
9	TT-SB-31-6.0-8.0		12/02/21	1050	AV	G		SO	6					3			3	✓	✓	✓	✓	✓	✓	✓	✓			
10	TT-SB-32-7.0-9.0		12/02/21	1147	AV	G		SO	6					3			3	✓	✓	✓	✓	✓	✓	✓	✓			
11	TT-SB-33-4.5-6.5		12/02/21	1338	AV	G		SO	6					3			3	✓	✓	✓	✓	✓	✓	✓	✓			

Turn Around Time (Business Days)

Approved By (SGS PM): / Date:

- 10 Business Days
- 5 Business Days
- 3 Business Days*
- 2 Business Days*
- 1 Business Day*
- Other

All data available via Lablink

* Approval needed for 1-3 Business Day TAT

Deliverable

- Commercial "A" (Level 1)
- Commercial "B" (Level 2)
- NJ Reduced (Level 3)
- Full Tier I (Level 4)
- Commercial "C"
- NJ DKQP
- NYASP Category A
- NYASP Category B
- MA MCP Criteria
- CT RCP Criteria
- State Forms
- EDD Format
- DOD-QSM5

Commercial "A" = Results only; Commercial "B" = Results + QC Summary
Commercial "C" = Results + QC Summary + Partial Raw data

Comments / Special Instructions

3x5g encores

Initial Assessment JB
Label Verification

http://www.sgs.com/en/terms-and-conditions

Sample Custody must be documented below each time samples change possession, including courier delivery.

Relinquished By:	Date / Time	Received By:	Relinquished By:	Date / Time	Received By:
1	12/02/21 1600	1	2 17:18	12/2/21	2
3		3	4		4
5		5			

Custody Seal #: ☐ Intact ☐ Not intact | Absent ☐
Therm ID: See Sample Receipt Summary
On Ice ☐
Cooler Temp. °C

JD36084: Chain of Custody
Page 1 of 3

SGS Sample Receipt Summary

Job Number: JD36084 **Client:** TETRA TECH **Project:** 2ND AVENUE AND 33-39TH STREET, BROOKL

Date / Time Received: 12/2/2021 5:18:00 PM **Delivery Method:** **Airbill #'s:**

Cooler Temps (Raw Measured) °C: Cooler 1: (2.5);

Cooler Temps (Corrected) °C: Cooler 1: (1.1);

Cooler Security	Y	or	N		Y	or	N
1. Custody Seals Present:	☑		☐	3. COC Present:	☑		☐
2. Custody Seals Intact:	☑		☐	4. Smpl Dates/Time OK	☑		☐

Cooler Temperature	Y	or	N
1. Temp criteria achieved:	☑		☐
2. Cooler temp verification:	IR Gun		
3. Cooler media:	Ice (Bag)		
4. No. Coolers:	1		

Quality Control Preservation	Y	or	N	N/A
1. Trip Blank present / cooler:	☐		☐	☑
2. Trip Blank listed on COC:	☐		☐	☑
3. Samples preserved properly:	☑		☐	
4. VOCs headspace free:	☐		☐	☑

Sample Integrity - Documentation	Y	or	N
1. Sample labels present on bottles:	☑		☐
2. Container labeling complete:	☑		☐
3. Sample container label / COC agree:	☑		☐

Sample Integrity - Condition	Y	or	N
1. Sample recvd within HT:	☑		☐
2. All containers accounted for:	☑		☐
3. Condition of sample:	Intact		

Sample Integrity - Instructions	Y	or	N	N/A
1. Analysis requested is clear:	☑		☐	
2. Bottles received for unspecified tests	☐		☑	
3. Sufficient volume recvd for analysis:	☑		☐	
4. Compositing instructions clear:	☐		☐	☑
5. Filtering instructions clear:	☐		☐	☑

Test Strip Lot #s: pH 1-12: 231619 pH 12+: 203117A Other: (Specify) _____ _____

Comments

SM089-03
Rev. Date 12/7/17

JD36084: Chain of Custody
Page 2 of 3

Job Change Order: JD36084

Requested Date:	12/13/2021	**Received Date:**	12/2/2021
Account Name:	Tetra Tech	**Due Date:**	12/13/2021
Project Description:	2nd Avenue and 33-39th Street, Brooklyn, NY	**Deliverable:**	NYASPB
C/O Initiated By:	JADONS **PM:** JBS	**TAT (Days):**	7

==========

Sample #: JD36084-ALL

Dept:

TAT: 7

Change:
Please move project to TTNJP90692 and re-sub to ALSE.

==========

Above Changes Per: Jadon Schiller **Date/Time:** 12/13/2021

To Client: This Change Order is confirmation of the revisions, previously discussed with the Client Service Representative.

Page 1 of 1

JD36084: Chain of Custody
Page 3 of 3

SGS

CHAIN OE CUSTODY

SGS North America Inc. - Dayton
2235 Route 130, Dayton, NJ 08810
TEL. 732-329-0200 FAX: 732-329-3499/3480
www.sgs.com/ehsusa

Page 1 of 1

FED-EX Tracking #
Bottle Order Control #
SGS Quote #
SGS Job # JD36084

Client / Reporting Information	Project Information	Requested Analysis	Matrix Codes
Company Name:	Project Name: 2nd Avenue and 33-39th Street, Brooklyn, NY		DW - Drinking Water GW - Ground Water WW - Water SW - Surface Water SO - Soil SL- Sludge SED-Sediment OI - Oil LIQ - Other Liquid AIR - Air SOL - Other Solid WP - Wipe FB - Field Blank EB-Equipment Blank RB - Rinse Blank TB - Trip Blank
Street Address	Street	Billing Information (if different from Report to)	
City State Zip	City State	Company Name	
Project Contact E-mail: jadon.schiller@sgs.com	Project #	Street Address	
Phone #	Client Purchase Order #	City State Zip	
Sampler(s) Name(s) Phone: AV	Project Manager	Attention:	

SGS Sample #	Field ID / Point of Collection	MEOH/DI Vial #	Collection Date	Collection Time	Sampled by	Matrix	# of bottles	HCl	NaOH	HNO_3	H_2SO_4	NONE	DI Water	MEOH	ENCORE	LCID537NY21	LAB USE ONLY
1A	TT-SB-24-6.5-8.5		12/1/21	8:51:00 AM	AV	SO										X	
2A	TT-SB-25-7.0-9.0		12/1/21	9:52:00 AM	AV	SO										X	
3A	TT-SB-26-6.0-8.0		12/1/21	10:38:00 AM	AV	SO										X	
4A	TT-SB-27-5.0-7.0		12/1/21	11:47:00 AM	AV	SO										X	
5A	SDUP-02		12/1/21	12:00:00 PM	AV	SO										X	
6A	TT-SB-28-7.0-9.0		12/1/21	1:47:00 PM	AV	SO										X	
7A	TT-SB-29-4.0-6.0		12/1/21	2:56:00 PM	AV	SO										X	
8A	TT-SB-30-7.0-9.0		12/2/21	8:53:00 AM	AV	SO										X	
9A	TT-SB-31-6.0-8.0		12/2/21	10:50:00 AM	AV	SO										X	
10A	TT-SB-32-7.0-9.0		12/2/21	11:47:00 AM	AV	SO										X	
11A	TT-SB-33-4.5-6.5		12/2/21	1:38:00 PM	AV	SO										X	

INITIAL ASSESSMENT DO

Turnaround Time (Business days)

Approved By (SGS PM): / Date:

- [ ] Standard 10 Business Days
- [ ] 5 Business Days RUSH
- [ ] 3 Business Days RUSH
- [ ] 2 Business Days RUSH
- [ ] 1 Business Day EMERGENCY
- [X] Other 1/14/1900

Emergency & Rush T/A data available via Lablink Approval needed for RUSH/Emergency TAT

Data Deliverable Information

- [ ] Commercial "A" (Level 1)
- [ ] Commercial "B" (Level 2)
- [ ] FULLT1 (Level 3+4)
- [ ] NJ Reduced
- [ ] Commercial "C"
- [ ] NYASP Category A
- [ ] NYASP Category B
- [ ] State Forms
- [ ] EDD Format
- [X] Other NYASPB

Commercial "A" = Results Only
Commercial "B" = Results + QC Summary
Commercial "C" = Results + QC Summary + Partial Raw data

Comments / Special Instructions

LABEL VERIFICATION DO

http://www.sgs.com/en/terms-and-conditions

Sample Custody must be documented below each time samples change possession, including courier delivery.

Relinquished by:	Date / Time:	Received By:	Relinquished By:	Date / Time:	Received By:
1 [signature]	12/3/21 14:00	1 FedEx	2	12/6/21 9:30	2 [signature]
3		3	4		4
5		5			

Custody Seal # ☐ Intact ☐ Not intact ☐ Absent Preserved where applicable ☐ Therm. ID: On Ice ☐ Cooler Temp. °C

2.4 DRAW

Rev. Date: 4/10/18

JD36084: Chain of Custody
Page 1 of 2
SGS Orlando, FL

SGS Sample Receipt Summary

Job Number: JD36084 **Client:** SGS NJ **Project:** 2ND AVENUE AND 33-39TH STREET

Date / Time Received: 12/6/2021 9:30:00 AM **Delivery Method:** FEDEX **Airbill #'s:** 527206368410

Therm ID: IR 1; **Therm CF:** 0.2; **# of Coolers:** 1

Cooler Temps (Raw Measured) °C: Cooler 1: (2.6);

Cooler Temps (Corrected) °C: Cooler 1: (2.8);

Cooler Information	Y	or	N
1. Custody Seals Present	☑		☐
2. Custody Seals Intact	☑		☐
3. Temp criteria achieved	☑		☐
4. Cooler temp verification	IR Gun		
5. Cooler media	Ice (Bag)		

Trip Blank Information	Y	or	N	N/A
1. Trip Blank present / cooler	☐		☐	☑
2. Trip Blank listed on COC	☐		☐	☑
	W	**or**	**S**	**N/A**
3. Type Of TB Received	☐		☐	☑

Sample Information	Y	or	N	N/A
1. Sample labels present on bottles	☑		☐	
2. Samples preserved properly	☑		☐	
3. Sufficient volume/containers recvd for analysis:	☑		☐	
4. Condition of sample	Intact			
5. Sample recvd within HT	☑		☐	
6. Dates/Times/IDs on COC match Sample Label	☑		☐	
7. VOCs have headspace	☐		☐	☑
8. Bottles received for unspecified tests	☐		☑	
9. Compositing instructions clear	☐		☐	☑
10. Voa Soil Kits/Jars received past 48hrs?	☐		☐	☑
11. % Solids Jar received?	☐		☐	☑
12. Residual Chlorine Present?	☐		☐	☑

Misc. Information

Number of Encores: 25-Gram _____ 5-Gram _____ Number of 5035 Field Kits: _____ Number of Lab Filtered Metals: _____

Test Strip Lot #s: pH 0-3 230315 pH 10-12 219813A Other: (Specify) _____ _____

Residual Chlorine Test Strip Lot #: _____

Comments

SM001
Rev. Date 05/24/17

Technician: DEVANO Date: 12/6/2021 9:30:00 AM Reviewer: _____ Date: _____

The results set forth herein are provided by SGS North America Inc.

e-Hardcopy 2.0
Automated Report

Technical Report for

Tetra Tech

2nd Avenue and 33-39th Street, Brooklyn, NY

SGS Job Number: JD36115

Sampling Date: 12/03/21

Report to:

Tetra Tech

Robert.Cantagallo@tetratech.com

ATTN: Bob Cantagallo

Total number of pages in report: 72

Test results contained within this data package meet the requirements of the National Environmental Laboratory Accreditation Program and/or state specific certification programs as applicable.

Mike Earp
General Manager

Client Service contact: Jadon Schiller 732-329-0200

Certifications: NJ(12129), NY(10983), CA, CT, FL, IL, IN, KS, KY, LA, MA, MD, ME, MN, NC, OH VAP (CL0056), AK (UST-103), AZ (AZ0786), PA, RI, SC, TX, UT, VA, WV, DoD ELAP (ANAB L2248)

This report shall not be reproduced, except in its entirety, without the written approval of SGS.
Test results relate only to samples analyzed.

Table of Contents

-1-

Section 1: Sample Summary **3**
Section 2: Case Narrative/Conformance Summary **4**
Section 3: Summary of Hits **10**
Section 4: Sample Results **14**
4.1: JD36115-1: TT-SB-34-4.0-6.0 15
4.2: JD36115-1A: TT-SB-34-4.0-6.0 26
4.3: JD36115-2: TT-SB-35-3.0-5.0 28
4.4: JD36115-2A: TT-SB-35-3.0-5.0 39
4.5: JD36115-3: TT-SB-36-6.0-8.0 41
4.6: JD36115-3A: TT-SB-36-6.0-8.0 52
4.7: JD36115-4: TT-SB-37-7.0-9.0 54
4.8: JD36115-4A: TT-SB-37-7.0-9.0 65
Section 5: Misc. Forms **67**
5.1: Chain of Custody 68
5.2: Chain of Custody (SGS Orlando, FL) 71

SGS LabLink@1124010 14:44 21-Jan-2022

Sample Summary

Tetra Tech

2nd Avenue and 33-39th Street, Brooklyn, NY

Job No: JD36115

Sample Number	Collected Date	Time	By	Received	Matrix Code	Type	Client Sample ID
JD36115-1	12/03/21	08:15	AV	12/03/21	SO	Soil	TT-SB-34-4.0-6.0
JD36115-1A	12/03/21	08:15	AV	12/03/21	SO	Soil	TT-SB-34-4.0-6.0
JD36115-2	12/03/21	09:47	AV	12/03/21	SO	Soil	TT-SB-35-3.0-5.0
JD36115-2A	12/03/21	09:47	AV	12/03/21	SO	Soil	TT-SB-35-3.0-5.0
JD36115-3	12/03/21	11:08	AV	12/03/21	SO	Soil	TT-SB-36-6.0-8.0
JD36115-3A	12/03/21	11:08	AV	12/03/21	SO	Soil	TT-SB-36-6.0-8.0
JD36115-4	12/03/21	12:18	AV	12/03/21	SO	Soil	TT-SB-37-7.0-9.0
JD36115-4A	12/03/21	12:18	AV	12/03/21	SO	Soil	TT-SB-37-7.0-9.0

This report contains results reported as ND = Not detected. The following applies:
Organics ND = Not detected above the MDL

Soil samples reported on a dry weight basis unless otherwise indicated on result page.

CASE NARRATIVE / CONFORMANCE SUMMARY

Client:	Tetra Tech	**Job No**	JD36115
Site:	2nd Avenue and 33-39th Street, Brooklyn, NY	**Report Date**	12/29/2021 3:29:54 P

On 12/03/2021, 8 Sample(s), 0 Trip Blank(s) and 0 Field Blank(s) were received at SGS North America Inc. at a maximum corrected temperature of 0.9 C. Samples were intact and chemically preserved, unless noted below. A SGS North America Inc. Job Number of JD36115 was assigned to the project. Laboratory sample ID, client sample ID and dates of sample collection are detailed in the report's Results Summary Section.

Specified quality control criteria were achieved for this job except as noted below. For more information, please refer to the analytical results and QC summary pages.

Compounds qualified as out of range in the continuing calibration summary report are acceptable as per method requirements when there is a high bias but the sample result is non-detect.

MS Volatiles By Method SW846 8260D

Matrix: SO **Batch ID:** VI9773

- All samples were analyzed within the recommended method holding time.
- Sample(s) JD36176-2MS, JD36176-3DUP were used as the QC samples indicated.
- All method blanks for this batch meet method specific criteria.
- VI9773-BS for 1,2-Dichlorobenzene: Outside of in house control limits, but within reasonable method recovery limits.

MS Semi-volatiles By Method EPA 537M BY ID

Matrix: SO **Batch ID:** F:OP88849

- The data for EPA 537M BY ID meets quality control requirements.
- JD36115-3A: Analysis performed at SGS Orlando, FL.
- JD36115-2A: Analysis performed at SGS Orlando, FL.
- JD36115-4A: Analysis performed at SGS Orlando, FL.
- JD36115-1A: Analysis performed at SGS Orlando, FL.

MS Semi-volatiles By Method SW846 8270E

Matrix: SO **Batch ID:** OP36963

- All samples were extracted within the recommended method holding time.
- Sample(s) JD36063-1MS, JD36063-1MSD were used as the QC samples indicated.
- Sample(s) JD36115-1, JD36115-3, JD36115-4 have compound(s) reported with a "B" qualifier, indicating analyte is found in the associated method blank.
- Matrix Spike Recovery(s) for Benzo(a)anthracene, Benzo(a)pyrene, Benzo(b)fluoranthene, Benzo(g,h,i)perylene, Chrysene, Fluoranthene, Hexachlorocyclopentadiene, Indeno(1,2,3-cd)pyrene, Pyrene are outside control limits. Outside control limits due to matrix interference.
- Matrix Spike Duplicate Recovery(s) for Benzo(a)anthracene, Benzo(a)pyrene, Benzo(b)fluoranthene, Chrysene, Fluoranthene, Hexachlorocyclopentadiene, Indeno(1,2,3-cd)pyrene, Pyrene are outside control limits. Outside control limits due to matrix interference.
- JD36115-2: Dilution required due to viscosity of the extract matrix.
- JD36115-2 for 2,3,4,6-Tetrachlorophenol: Associated CCV outside of control limits high,sample was ND.
- JD36115-2 for Atrazine: Associated CCV outside of control limits high,sample was ND. Associated CCV outside of control limits high, sample was ND.
- JD36115-4 for 4,6-Dinitro-o-cresol: Associated CCV outside of control limits high, sample was ND.
- JD36115-1 for 2,3,4,6-Tetrachlorophenol: Associated CCV outside of control limits high, sample was ND.
- JD36115-4 for 2-Nitroaniline: Associated CCV outside of control limits high, sample was ND.
- JD36115-3 for 2,3,4,6-Tetrachlorophenol: Associated CCV outside of control limits high, sample was ND.
- JD36115-4 for Atrazine: Associated CCV outside of control limits high, sample was ND.
- JD36115-3 for 2,4-Dinitrophenol: Associated CCV outside of control limits high, sample was ND.
- JD36115-3 for 4,6-Dinitro-o-cresol: Associated CCV outside of control limits high, sample was ND.
- JD36115-4 for Caprolactam: Associated CCV outside of control limits high, sample was ND.
- JD36115-4 for Hexachlorocyclopentadiene: Associated CCV outside of control limits high, sample was ND.
- JD36115-3 for Caprolactam: Associated CCV outside of control limits high, sample was ND.
- JD36115-3 for 2-Nitroaniline: Associated CCV outside of control limits high, sample was ND.
- JD36115-3 for 2,4-Dinitrotoluene: Associated CCV outside of control limits high, sample was ND.
- JD36115-4 for Acetophenone: Associated CCV outside of control limits high, sample was ND.
- JD36115-1 for 2,4-Dinitrotoluene: Associated CCV outside of control limits high, sample was ND.
- JD36115-1 for 4,6-Dinitro-o-cresol: Associated CCV outside of control limits high, sample was ND.
- JD36115-1 for 2-Nitrophenol: Associated CCV outside of control limits high, sample was ND.
- JD36115-1 for Hexachlorocyclopentadiene: Associated CCV outside of control limits high, sample was ND.
- JD36115-1 for 2-Nitroaniline: Associated CCV outside of control limits high, sample was ND.
- JD36115-1 for N-Nitroso-di-n-propylamine: Associated CCV outside of control limits high, sample was ND.
- JD36115-1 for Caprolactam: Associated CCV outside of control limits high, sample was ND.
- JD36115-3 for 2-Nitrophenol: Associated CCV outside of control limits high, sample was ND.
- JD36115-1 for Acetophenone: Associated CCV outside of control limits high, sample was ND.
- JD36115-1 for 2,4-Dinitrophenol: Associated CCV outside of control limits high, sample was ND.
- JD36115-4 for N-Nitroso-di-n-propylamine: Associated CCV outside of control limits high, sample was ND.
- JD36115-3 for Atrazine: Associated CCV outside of control limits high, sample was ND.
- JD36115-4 for 2-Nitrophenol: Associated CCV outside of control limits high, sample was ND.
- JD36115-4 for 2,4-Dinitrotoluene: Associated CCV outside of control limits high, sample was ND.
- JD36115-3 for Acetophenone: Associated CCV outside of control limits high, sample was ND.
- JD36115-4 for 2,4-Dinitrophenol: Associated CCV outside of control limits high, sample was ND.
- JD36115-3 for Hexachlorocyclopentadiene: Associated CCV outside of control limits high, sample was ND.

MS Semi-volatiles By Method SW846 8270E

Matrix: SO	Batch ID: OP36963

- JD36115-4 for 2,3,4,6-Tetrachlorophenol: Associated CCV outside of control limits high, sample was ND.
- JD36115-3 for N-Nitroso-di-n-propylamine: Associated CCV outside of control limits high, sample was ND.
- JD36115-1 for Atrazine: Associated CCV outside of control limits high, sample was ND.

MS Semi-volatiles By Method SW846 8270E BY SIM

Matrix: SO	Batch ID: OP36963A

- All samples were extracted within the recommended method holding time.
- All method blanks for this batch meet method specific criteria.

GC/LC Semi-volatiles By Method SW846 8081B

Matrix: SO	Batch ID: OP36973

- All samples were extracted within the recommended method holding time.
- All method blanks for this batch meet method specific criteria.
- Sample(s) JD36144-5MS, JD36144-5MSD, OP36973-MSMSD were used as the QC samples indicated.
- JD36115-2: Confirmation run.
- OP36973-BS1 for 4,4'-DDT: Reported from the 1st signal. The %D of the CCV on the 2nd signal exceeds the method criteria of 20%, so it being used for confirmation only.
- JD36115-1 for 4,4'-DDD: More than 40 % RPD for detected concentrations between the two GC columns.
- JD36115-2 for Dieldrin: More than 40 % RPD for detected concentrations between the two GC columns.
- OP36973-BSD for 4,4'-DDT: Reported from the 1st signal. The %D of the CCV on the 2nd signal exceeds the method criteria of 20%, so it being used for confirmation only.
- JD36115-1 for 4,4'-DDT: More than 40 % RPD for detected concentrations between the two GC columns.
- JD36115-1 for Decachlorobiphenyl: Outside control limits due to matrix interference.
- JD36115-2 for 4,4'-DDE: More than 40 % RPD for detected concentrations between the two GC columns.
- JD36115-2 for alpha-Chlordane: More than 40 % RPD for detected concentrations between the two GC columns.

GC/LC Semi-volatiles By Method SW846 8082A

Matrix: SO	Batch ID: OP36974

- All samples were extracted within the recommended method holding time.
- Sample(s) JD36144-10MS, JD36144-10MSD, OP36974-MSMSD were used as the QC samples indicated.
- All method blanks for this batch meet method specific criteria.
- OP36974-BS1 for Aroclor 1260: Reported from the 2nd signal. The %D of the CCV on the 1st signal exceeds the method criteria of 20%, so it being used for confirmation only.
- OP36974-BSD for Aroclor 1260: Reported from the 2nd signal. The %D of the CCV on the 1st signal exceeds the method criteria of 20%, so it being used for confirmation only.
- JD36115-1 for Decachlorobiphenyl: Outside control limits due to matrix interference.

GC/LC Semi-volatiles By Method SW846 8151A

Matrix: SO	**Batch ID:** OP36933

- All samples were extracted within the recommended method holding time.
- Sample(s) JD36022-1MS, JD36022-1MSD were used as the QC samples indicated.
- All method blanks for this batch meet method specific criteria.
- OP36933-BSD for 2,4-D are outside control limits.
- Matrix Spike Recovery(s) for 2,4,5-T, 2,4,5-TP (Silvex) are outside control limits.
- Matrix Spike Duplicate Recovery(s) for 2,4,5-TP (Silvex) are outside control limits.
- OP36933-BS1/BSD for 2,4,5-TP (Silvex): Outside of in house control limits.
- RPD of OP36933-BSD for 2,4,5-TP (Silvex): Analytical precision exceeds in-house control limits.
- RPD of OP36933-BSD for 2,4-D: Analytical precision exceeds in-house control limits.
- OP36933-BSD for 2,4-DCAA: Outside of in house control limits.
- OP36933-BS1 for 2,4-DCAA: Outside of in house control limits.
- OP36933-BS1/BSD for 2,4,5-T: Outside of in house control limits.

Metals Analysis By Method SW846 6010D

Matrix: SO	**Batch ID:** MP30201

- All samples were digested within the recommended method holding time.
- All method blanks for this batch meet method specific criteria.
- Sample(s) JD36097-2MS, JD36097-2MSD, JD36097-2PS, JD36097-2SDL were used as the QC samples for metals.
- Matrix Spike Recovery(s) for Aluminum, Antimony are outside control limits. Spike recovery indicates possible matrix interference.
- Matrix Spike Duplicate Recovery(s) for Aluminum, Antimony, Iron, Magnesium are outside control limits. Spike recovery indicates possible matrix interference.
- RPD(s) for Serial Dilution for Antimony, Arsenic, Beryllium, Cadmium, Selenium, Silver, Sodium, Thallium are outside control limits for sample MP30201-SD1. Percent difference acceptable due to low initial sample concentration (< 50 times IDL).
- JD36115-2 for Thallium: Elevated detection limit due to dilution required for high interfering element.
- JD36115-2 for Silver: Elevated detection limit due to dilution required for high interfering element.
- JD36115-2 for Cobalt: Elevated detection limit due to dilution required for high interfering element.
- JD36115-2 for Chromium: Elevated detection limit due to dilution required for high interfering element.
- JD36115-2 for Cadmium: Elevated detection limit due to dilution required for high interfering element.
- JD36115-2 for Beryllium: Elevated detection limit due to dilution required for high interfering element.
- JD36115-2 for Barium: Elevated detection limit due to dilution required for high interfering element.
- JD36115-2 for Arsenic: Elevated detection limit due to dilution required for high interfering element.
- JD36115-2 for Copper: Elevated detection limit due to dilution required for high interfering element.
- JD36115-2 for Selenium: Elevated detection limit due to dilution required for high interfering element.

Metals Analysis By Method SW846 7471B

Matrix: SO	**Batch ID:** MP30212

- All samples were digested within the recommended method holding time.
- All method blanks for this batch meet method specific criteria.
- Sample(s) JD36039-1MS, JD36039-1MSD were used as the QC samples for metals.

General Chemistry By Method SM2540 G 18TH ED MOD

Matrix: SO	Batch ID: GN24483

- Sample(s) JD36106-4DUP were used as the QC samples for Solids, Percent.

General Chemistry By Method SW846 9012B/LACHAT

Matrix: SO	Batch ID: GP37440

- All samples were prepared within the recommended method holding time.
- All method blanks for this batch meet method specific criteria.
- Sample(s) JD35487-3DUP, JD36115-1MS were used as the QC samples for Cyanide.
- Matrix Spike Recovery(s) for Cyanide are outside control limits. Spike recovery indicates possible matrix interference and/or sample nonhomogeneity.
- RPD(s) for Duplicate for Cyanide are outside control limits for sample GP37440-D1. RPD acceptable due to low duplicate and sample concentrations.

SGS North America Inc. certifies that data reported for samples received, listed on the associated custody chain or analytical task order, were produced to specifications meeting the Quality System precision, accuracy and completeness objectives except as noted.

Estimated non-standard method measurement uncertainty data is available on request, based on quality control bias and implicit for standard methods. Acceptable uncertainty requires tested parameter quality control data to meet method criteria.

SGS North America Inc. is not responsible for data quality assumptions if partial reports are used and recommends that this report be used in its entirety. Data release is authorized by SGS North America Inc indicated via signature on the report cover

SAMPLE DELIVERY GROUP CASE NARRATIVE

Client: SGS Dayton, NJ **Job No:** JD36115

Site: TTNJP: 2nd Avenue and 33-39th Street, Brooklyn, NY **Report Date** 12/29/2021 9:47:29

On 12/03/2021, 4 Sample(s), 0 Trip Blank(s) were received at SGS North America Inc. at a maximum corrected temperature of 2.6 C. Samples were intact and chemically preserved, unless noted below. A SGS North America Inc. Job Number of JD36115 was Assigned to the project. Laboratory sample ID, client sample ID and dates of sample collection are detailed in the report's Results Summary Section. Specified quality control criteria were achieved for this job except as noted below. For more information, please refer to the analytical results and QC summary pages

MS Semi-volatiles By Method EPA 537M BY ID

Matrix: SO **Batch ID:** OP88849

Sample(s) JD36176-13AMS, JD36176-13AMSD were used as the QC samples indicated.

SGS North America Inc. certifies that data reported for samples received, listed on the associated custody chain or analytical task order, were produced to specifications meeting the Quality System precision, accuracy and completeness objectives except as noted. Estimated non-standard method measurement uncertainty data is available on request, based on quality control bias and implicit for standard methods. Acceptable uncertainty requires tested parameter quality control data to meet method criteria. SGS North America Inc. is not responsible for data quality assumptions if partial reports are used and recommends that this report be used in its entirety.

Narrative prepared by:

_____

Ariel Hartney, Client Services (signature on file)

Summary of Hits

Job Number: JD36115
Account: Tetra Tech
Project: 2nd Avenue and 33-39th Street, Brooklyn, NY
Collected: 12/03/21

3

Lab Sample ID Analyte	Client Sample ID	Result/ Qual	RL	MDL	Units	Method
JD36115-1	**TT-SB-34-4.0-6.0**					
Acenaphthene		72.5	39	14	ug/kg	SW846 8270E
Acenaphthylene		43.2	39	20	ug/kg	SW846 8270E
Anthracene		294	39	24	ug/kg	SW846 8270E
Benzo(a)anthracene		1020	39	11	ug/kg	SW846 8270E
Benzo(a)pyrene		870	39	18	ug/kg	SW846 8270E
Benzo(b)fluoranthene		994	39	17	ug/kg	SW846 8270E
Benzo(g,h,i)perylene		504	39	20	ug/kg	SW846 8270E
Benzo(k)fluoranthene		406	39	18	ug/kg	SW846 8270E
1,1'-Biphenyl		12.3 J	79	5.4	ug/kg	SW846 8270E
Carbazole		71.5 J	79	5.7	ug/kg	SW846 8270E
Chrysene		1140	39	12	ug/kg	SW846 8270E
Dibenzo(a,h)anthracene		145	39	17	ug/kg	SW846 8270E
Dibenzofuran		68.0 J	79	16	ug/kg	SW846 8270E
Di-n-butyl phthalate		21.2 JB	79	6.4	ug/kg	SW846 8270E
bis(2-Ethylhexyl)phthalate		57.6 J	79	9.2	ug/kg	SW846 8270E
Fluoranthene		1760	39	18	ug/kg	SW846 8270E
Fluorene		56.1	39	18	ug/kg	SW846 8270E
Indeno(1,2,3-cd)pyrene		579	39	18	ug/kg	SW846 8270E
2-Methylnaphthalene		34.1 J	39	8.9	ug/kg	SW846 8270E
Naphthalene		72.9	39	11	ug/kg	SW846 8270E
Phenanthrene		1180	39	13	ug/kg	SW846 8270E
Pyrene		2050	39	13	ug/kg	SW846 8270E
Total TIC, Semi-Volatile		3290 J			ug/kg	
4,4'-DDD [a]		2.3	0.77	0.70	ug/kg	SW846 8081B
4,4'-DDT [a]		6.3	0.77	0.68	ug/kg	SW846 8081B
Aluminum		6160	63		mg/kg	SW846 6010D
Arsenic		4.2	2.5		mg/kg	SW846 6010D
Barium		31.8	25		mg/kg	SW846 6010D
Beryllium		0.39	0.25		mg/kg	SW846 6010D
Calcium		16500	630		mg/kg	SW846 6010D
Chromium		15.1	1.3		mg/kg	SW846 6010D
Copper		17.6	3.2		mg/kg	SW846 6010D
Iron		14800	63		mg/kg	SW846 6010D
Lead		180	2.5		mg/kg	SW846 6010D
Magnesium		3180	630		mg/kg	SW846 6010D
Manganese		223	1.9		mg/kg	SW846 6010D
Mercury		0.22	0.033		mg/kg	SW846 7471B
Nickel		21.7	5.1		mg/kg	SW846 6010D
Vanadium		23.0	6.3		mg/kg	SW846 6010D
Zinc		46.3	6.3		mg/kg	SW846 6010D

Summary of Hits

Job Number: JD36115
Account: Tetra Tech
Project: 2nd Avenue and 33-39th Street, Brooklyn, NY
Collected: 12/03/21

3

Lab Sample ID Analyte	Client Sample ID	Result/ Qual	RL	MDL	Units	Method
JD36115-1A	**TT-SB-34-4.0-6.0**					
No hits reported in this sample.						
JD36115-2	**TT-SB-35-3.0-5.0**					
Acenaphthene [b]		83.0	70	24	ug/kg	SW846 8270E
Acenaphthylene [b]		73.3	70	35	ug/kg	SW846 8270E
Anthracene [b]		274	70	43	ug/kg	SW846 8270E
Benzo(a)anthracene [b]		852	70	20	ug/kg	SW846 8270E
Benzo(a)pyrene [b]		762	70	32	ug/kg	SW846 8270E
Benzo(b)fluoranthene [b]		986	70	31	ug/kg	SW846 8270E
Benzo(g,h,i)perylene [b]		474	70	35	ug/kg	SW846 8270E
Benzo(k)fluoranthene [b]		403	70	33	ug/kg	SW846 8270E
1,1'-Biphenyl [b]		10.5 J	140	9.6	ug/kg	SW846 8270E
Carbazole [b]		93.8 J	140	10	ug/kg	SW846 8270E
Chrysene [b]		862	70	22	ug/kg	SW846 8270E
Dibenzo(a,h)anthracene [b]		161	70	31	ug/kg	SW846 8270E
Dibenzofuran [b]		55.2 J	140	28	ug/kg	SW846 8270E
bis(2-Ethylhexyl)phthalate [b]		230	140	16	ug/kg	SW846 8270E
Fluoranthene [b]		1760	70	31	ug/kg	SW846 8270E
Fluorene [b]		84.3	70	32	ug/kg	SW846 8270E
Indeno(1,2,3-cd)pyrene [b]		559	70	33	ug/kg	SW846 8270E
2-Methylnaphthalene [b]		28.8 J	70	16	ug/kg	SW846 8270E
Naphthalene [b]		32.0 J	70	20	ug/kg	SW846 8270E
Phenanthrene [b]		1210	70	23	ug/kg	SW846 8270E
Pyrene [b]		1630	70	22	ug/kg	SW846 8270E
Total TIC, Semi-Volatile		1940 J			ug/kg	
alpha-Chlordane [a]		4.0	0.70	0.57	ug/kg	SW846 8081B
gamma-Chlordane		3.9	0.70	0.32	ug/kg	SW846 8081B
Dieldrin [a]		1.7	0.70	0.48	ug/kg	SW846 8081B
4,4'-DDD		3.5	0.70	0.64	ug/kg	SW846 8081B
4,4'-DDE [a]		11.7	0.70	0.62	ug/kg	SW846 8081B
4,4'-DDT		22.1	0.70	0.62	ug/kg	SW846 8081B
Endrin ketone		8.9	0.70	0.51	ug/kg	SW846 8081B
Aluminum		4250	51		mg/kg	SW846 6010D
Calcium		77500	2600		mg/kg	SW846 6010D
Chromium [c]		7.9	5.1		mg/kg	SW846 6010D
Copper [c]		19.4	13		mg/kg	SW846 6010D
Iron		7910	51		mg/kg	SW846 6010D
Lead		79.1	2.1		mg/kg	SW846 6010D
Magnesium		6380	510		mg/kg	SW846 6010D
Manganese		301	1.5		mg/kg	SW846 6010D
Mercury		0.18	0.029		mg/kg	SW846 7471B
Vanadium		21.0	5.1		mg/kg	SW846 6010D

Summary of Hits

Job Number: JD36115
Account: Tetra Tech
Project: 2nd Avenue and 33-39th Street, Brooklyn, NY
Collected: 12/03/21

Lab Sample ID / Analyte	Client Sample ID	Result/ Qual	RL	MDL	Units	Method
Zinc		70.2	5.1		mg/kg	SW846 6010D
JD36115-2A	**TT-SB-35-3.0-5.0**					
No hits reported in this sample.						
JD36115-3	**TT-SB-36-6.0-8.0**					
Benzo(a)anthracene		36.7	35	9.9	ug/kg	SW846 8270E
Benzo(a)pyrene		36.4	35	16	ug/kg	SW846 8270E
Benzo(b)fluoranthene		39.5	35	15	ug/kg	SW846 8270E
Benzo(g,h,i)perylene		21.6 J	35	18	ug/kg	SW846 8270E
Benzo(k)fluoranthene		17.7 J	35	16	ug/kg	SW846 8270E
Chrysene		34.2 J	35	11	ug/kg	SW846 8270E
Di-n-butyl phthalate		21.1 JB	70	5.7	ug/kg	SW846 8270E
bis(2-Ethylhexyl)phthalate		50.9 J	70	8.2	ug/kg	SW846 8270E
Fluoranthene		57.2	35	16	ug/kg	SW846 8270E
Indeno(1,2,3-cd)pyrene		23.8 J	35	16	ug/kg	SW846 8270E
Phenanthrene		16.2 J	35	12	ug/kg	SW846 8270E
Pyrene		61.6	35	11	ug/kg	SW846 8270E
Total TIC, Semi-Volatile		180 J			ug/kg	
Aluminum		2760	55		mg/kg	SW846 6010D
Arsenic		3.2	2.2		mg/kg	SW846 6010D
Calcium		626	550		mg/kg	SW846 6010D
Chromium		6.8	1.1		mg/kg	SW846 6010D
Copper		3.8	2.7		mg/kg	SW846 6010D
Iron		8390	55		mg/kg	SW846 6010D
Lead		8.7	2.2		mg/kg	SW846 6010D
Magnesium		1870	550		mg/kg	SW846 6010D
Manganese		97.0	1.6		mg/kg	SW846 6010D
Mercury		0.075	0.030		mg/kg	SW846 7471B
Nickel		14.3	4.4		mg/kg	SW846 6010D
Vanadium		9.3	5.5		mg/kg	SW846 6010D
Zinc		18.3	5.5		mg/kg	SW846 6010D
JD36115-3A	**TT-SB-36-6.0-8.0**					
No hits reported in this sample.						
JD36115-4	**TT-SB-37-7.0-9.0**					
Methylene chloride		3.2 J	4.9	2.5	ug/kg	SW846 8260D
Benzo(a)anthracene		37.5	34	9.8	ug/kg	SW846 8270E
Benzo(a)pyrene		35.2	34	16	ug/kg	SW846 8270E
Benzo(b)fluoranthene		39.3	34	15	ug/kg	SW846 8270E

Summary of Hits

Job Number: JD36115
Account: Tetra Tech
Project: 2nd Avenue and 33-39th Street, Brooklyn, NY
Collected: 12/03/21

Lab Sample ID Client Sample ID Analyte	Result/ Qual	RL	MDL	Units	Method
Benzo(g,h,i)perylene	21.9 J	34	17	ug/kg	SW846 8270E
Chrysene	29.9 J	34	11	ug/kg	SW846 8270E
Di-n-butyl phthalate	42.5 JB	69	5.6	ug/kg	SW846 8270E
bis(2-Ethylhexyl)phthalate	39.8 J	69	8.1	ug/kg	SW846 8270E
Fluoranthene	53.4	34	15	ug/kg	SW846 8270E
Indeno(1,2,3-cd)pyrene	23.6 J	34	16	ug/kg	SW846 8270E
Phenanthrene	24.8 J	34	12	ug/kg	SW846 8270E
Pyrene	54.8	34	11	ug/kg	SW846 8270E
Total TIC, Semi-Volatile	220 J			ug/kg	
Aluminum	2410	54		mg/kg	SW846 6010D
Calcium	4160	540		mg/kg	SW846 6010D
Chromium	7.4	1.1		mg/kg	SW846 6010D
Copper	5.9	2.7		mg/kg	SW846 6010D
Iron	6040	54		mg/kg	SW846 6010D
Lead	11.3	2.2		mg/kg	SW846 6010D
Magnesium	1720	540		mg/kg	SW846 6010D
Manganese	77.2	1.6		mg/kg	SW846 6010D
Mercury	0.056	0.028		mg/kg	SW846 7471B
Nickel	18.9	4.3		mg/kg	SW846 6010D
Vanadium	9.5	5.4		mg/kg	SW846 6010D
Zinc	20.3	5.4		mg/kg	SW846 6010D

JD36115-4A TT-SB-37-7.0-9.0

No hits reported in this sample.

(a) More than 40 % RPD for detected concentrations between the two GC columns.
(b) Dilution required due to viscosity of the extract matrix.
(c) Elevated detection limit due to dilution required for high interfering element.

Sample Results

Report of Analysis

Report of Analysis

Client Sample ID:	TT-SB-34-4.0-6.0		
Lab Sample ID:	JD36115-1	**Date Sampled:**	12/03/21
Matrix:	SO - Soil	**Date Received:**	12/03/21
Method:	SW846 8260D SW846 5035	**Percent Solids:**	81.6
Project:	2nd Avenue and 33-39th Street, Brooklyn, NY		

	File ID	DF	Analyzed	By	Prep Date	Prep Batch	Analytical Batch
Run #1	I240424.D	1	12/07/21 13:17	PS	12/03/21 12:21	n/a	VI9773
Run #2							

	Initial Weight
Run #1	6.5 g
Run #2	

VOA TCL List

CAS No.	Compound	Result	RL	MDL	Units	Q
67-64-1	Acetone	ND	9.4	3.9	ug/kg	
71-43-2	Benzene	ND	0.47	0.43	ug/kg	
74-97-5	Bromochloromethane	ND	4.7	0.53	ug/kg	
75-27-4	Bromodichloromethane	ND	1.9	0.40	ug/kg	
75-25-2	Bromoform	ND	4.7	1.3	ug/kg	
74-83-9	Bromomethane	ND	4.7	0.72	ug/kg	
78-93-3	2-Butanone (MEK)	ND	9.4	2.3	ug/kg	
75-15-0	Carbon disulfide	ND	1.9	0.50	ug/kg	
56-23-5	Carbon tetrachloride	ND	1.9	0.58	ug/kg	
108-90-7	Chlorobenzene	ND	1.9	0.43	ug/kg	
75-00-3	Chloroethane	ND	4.7	0.56	ug/kg	
67-66-3	Chloroform	ND	1.9	0.49	ug/kg	
74-87-3	Chloromethane	ND	4.7	1.8	ug/kg	
110-82-7	Cyclohexane	ND	1.9	0.62	ug/kg	
96-12-8	1,2-Dibromo-3-chloropropane	ND	1.9	0.65	ug/kg	
124-48-1	Dibromochloromethane	ND	1.9	0.53	ug/kg	
106-93-4	1,2-Dibromoethane	ND	0.94	0.40	ug/kg	
95-50-1	1,2-Dichlorobenzene	ND	0.94	0.51	ug/kg	
541-73-1	1,3-Dichlorobenzene	ND	0.94	0.47	ug/kg	
106-46-7	1,4-Dichlorobenzene	ND	0.94	0.47	ug/kg	
75-71-8	Dichlorodifluoromethane	ND	4.7	0.69	ug/kg	
75-34-3	1,1-Dichloroethane	ND	0.94	0.47	ug/kg	
107-06-2	1,2-Dichloroethane	ND	0.94	0.44	ug/kg	
75-35-4	1,1-Dichloroethene	ND	0.94	0.62	ug/kg	
156-59-2	cis-1,2-Dichloroethene	ND	0.94	0.79	ug/kg	
156-60-5	trans-1,2-Dichloroethene	ND	0.94	0.58	ug/kg	
78-87-5	1,2-Dichloropropane	ND	1.9	0.45	ug/kg	
10061-01-5	cis-1,3-Dichloropropene	ND	1.9	0.45	ug/kg	
10061-02-6	trans-1,3-Dichloropropene	ND	1.9	0.43	ug/kg	
100-41-4	Ethylbenzene	ND	0.94	0.43	ug/kg	
76-13-1	Freon 113	ND	4.7	2.5	ug/kg	
591-78-6	2-Hexanone	ND	4.7	2.0	ug/kg	

ND = Not detected MDL = Method Detection Limit
RL = Reporting Limit
E = Indicates value exceeds calibration range

J = Indicates an estimated value
B = Indicates analyte found in associated method blank
N = Indicates presumptive evidence of a compound

Report of Analysis

Client Sample ID:	TT-SB-34-4.0-6.0		
Lab Sample ID:	JD36115-1	**Date Sampled:**	12/03/21
Matrix:	SO - Soil	**Date Received:**	12/03/21
Method:	SW846 8260D SW846 5035	**Percent Solids:**	81.6
Project:	2nd Avenue and 33-39th Street, Brooklyn, NY		

VOA TCL List

CAS No.	Compound	Result	RL	MDL	Units	Q
98-82-8	Isopropylbenzene	ND	1.9	1.3	ug/kg	
79-20-9	Methyl Acetate	ND	4.7	1.3	ug/kg	
108-87-2	Methylcyclohexane	ND	1.9	0.82	ug/kg	
1634-04-4	Methyl Tert Butyl Ether	ND	0.94	0.44	ug/kg	
108-10-1	4-Methyl-2-pentanone(MIBK)	ND	4.7	2.1	ug/kg	
75-09-2	Methylene chloride	ND	4.7	2.5	ug/kg	
100-42-5	Styrene	ND	1.9	0.38	ug/kg	
79-34-5	1,1,2,2-Tetrachloroethane	ND	1.9	0.56	ug/kg	
127-18-4	Tetrachloroethene	ND	1.9	0.55	ug/kg	
108-88-3	Toluene	ND	0.94	0.49	ug/kg	
87-61-6	1,2,3-Trichlorobenzene	ND	4.7	2.4	ug/kg	
120-82-1	1,2,4-Trichlorobenzene	ND	4.7	2.4	ug/kg	
71-55-6	1,1,1-Trichloroethane	ND	1.9	0.46	ug/kg	
79-00-5	1,1,2-Trichloroethane	ND	1.9	0.52	ug/kg	
79-01-6	Trichloroethene	ND	0.94	0.72	ug/kg	
75-69-4	Trichlorofluoromethane	ND	4.7	0.64	ug/kg	
75-01-4	Vinyl chloride	ND	1.9	0.45	ug/kg	
	m,p-Xylene	ND	0.94	0.84	ug/kg	
95-47-6	o-Xylene	ND	0.94	0.43	ug/kg	
1330-20-7	Xylene (total)	ND	0.94	0.43	ug/kg	

CAS No.	Surrogate Recoveries	Run# 1	Run# 2	Limits
1868-53-7	Dibromofluoromethane	106%		72-130%
17060-07-0	1,2-Dichloroethane-D4	105%		75-131%
2037-26-5	Toluene-D8	87%		81-121%
460-00-4	4-Bromofluorobenzene	97%		60-141%

CAS No.	Tentatively Identified Compounds	R.T.	Est. Conc.	Units	Q
	Total TIC, Volatile		0	ug/kg	

ND = Not detected MDL = Method Detection Limit
RL = Reporting Limit
E = Indicates value exceeds calibration range

J = Indicates an estimated value
B = Indicates analyte found in associated method blank
N = Indicates presumptive evidence of a compound

Report of Analysis

Client Sample ID:	TT-SB-34-4.0-6.0		
Lab Sample ID:	JD36115-1	**Date Sampled:**	12/03/21
Matrix:	SO - Soil	**Date Received:**	12/03/21
Method:	SW846 8270E SW846 3546	**Percent Solids:**	81.6
Project:	2nd Avenue and 33-39th Street, Brooklyn, NY		

	File ID	DF	Analyzed	By	Prep Date	Prep Batch	Analytical Batch
Run #1	M176884.D	1	12/08/21 21:06	KLS	12/07/21 10:45	OP36963	EM7603
Run #2							

	Initial Weight	Final Volume
Run #1	31.2 g	1.0 ml
Run #2		

ABN TCL List (SOM0 2.0)

CAS No.	Compound	Result	RL	MDL	Units	Q
95-57-8	2-Chlorophenol	ND	79	19	ug/kg	
59-50-7	4-Chloro-3-methyl phenol	ND	200	24	ug/kg	
120-83-2	2,4-Dichlorophenol	ND	200	34	ug/kg	
105-67-9	2,4-Dimethylphenol	ND	200	70	ug/kg	
51-28-5	2,4-Dinitrophenol [a]	ND	200	150	ug/kg	
534-52-1	4,6-Dinitro-o-cresol [a]	ND	200	42	ug/kg	
95-48-7	2-Methylphenol	ND	79	25	ug/kg	
	3&4-Methylphenol	ND	79	32	ug/kg	
88-75-5	2-Nitrophenol [a]	ND	200	26	ug/kg	
100-02-7	4-Nitrophenol	ND	390	100	ug/kg	
87-86-5	Pentachlorophenol	ND	160	37	ug/kg	
108-95-2	Phenol	ND	79	21	ug/kg	
58-90-2	2,3,4,6-Tetrachlorophenol [a]	ND	200	26	ug/kg	
95-95-4	2,4,5-Trichlorophenol	ND	200	29	ug/kg	
88-06-2	2,4,6-Trichlorophenol	ND	200	23	ug/kg	
83-32-9	Acenaphthene	72.5	39	14	ug/kg	
208-96-8	Acenaphthylene	43.2	39	20	ug/kg	
98-86-2	Acetophenone [a]	ND	200	8.4	ug/kg	
120-12-7	Anthracene	294	39	24	ug/kg	
1912-24-9	Atrazine [a]	ND	79	17	ug/kg	
56-55-3	Benzo(a)anthracene	1020	39	11	ug/kg	
50-32-8	Benzo(a)pyrene	870	39	18	ug/kg	
205-99-2	Benzo(b)fluoranthene	994	39	17	ug/kg	
191-24-2	Benzo(g,h,i)perylene	504	39	20	ug/kg	
207-08-9	Benzo(k)fluoranthene	406	39	18	ug/kg	
101-55-3	4-Bromophenyl phenyl ether	ND	79	15	ug/kg	
85-68-7	Butyl benzyl phthalate	ND	79	9.6	ug/kg	
92-52-4	1,1'-Biphenyl	12.3	79	5.4	ug/kg	J
100-52-7	Benzaldehyde	ND	200	9.7	ug/kg	
91-58-7	2-Chloronaphthalene	ND	79	9.3	ug/kg	
106-47-8	4-Chloroaniline	ND	200	14	ug/kg	
86-74-8	Carbazole	71.5	79	5.7	ug/kg	J

ND = Not detected MDL = Method Detection Limit
RL = Reporting Limit
E = Indicates value exceeds calibration range

J = Indicates an estimated value
B = Indicates analyte found in associated method blank
N = Indicates presumptive evidence of a compound

Report of Analysis

Client Sample ID:	TT-SB-34-4.0-6.0		
Lab Sample ID:	JD36115-1	**Date Sampled:**	12/03/21
Matrix:	SO - Soil	**Date Received:**	12/03/21
Method:	SW846 8270E SW846 3546	**Percent Solids:**	81.6
Project:	2nd Avenue and 33-39th Street, Brooklyn, NY		

ABN TCL List (SOM0 2.0)

CAS No.	Compound	Result	RL	MDL	Units	Q
105-60-2	Caprolactam [a]	ND	79	16	ug/kg	
218-01-9	Chrysene	1140	39	12	ug/kg	
111-91-1	bis(2-Chloroethoxy)methane	ND	79	8.4	ug/kg	
111-44-4	bis(2-Chloroethyl)ether	ND	79	17	ug/kg	
108-60-1	2,2'-Oxybis(1-chloropropane)	ND	79	14	ug/kg	
7005-72-3	4-Chlorophenyl phenyl ether	ND	79	13	ug/kg	
121-14-2	2,4-Dinitrotoluene [a]	ND	39	12	ug/kg	
606-20-2	2,6-Dinitrotoluene	ND	39	20	ug/kg	
91-94-1	3,3'-Dichlorobenzidine	ND	79	33	ug/kg	
123-91-1	1,4-Dioxane	ND	39	26	ug/kg	
53-70-3	Dibenzo(a,h)anthracene	145	39	17	ug/kg	
132-64-9	Dibenzofuran	68.0	79	16	ug/kg	J
84-74-2	Di-n-butyl phthalate	21.2	79	6.4	ug/kg	JB
117-84-0	Di-n-octyl phthalate	ND	79	9.8	ug/kg	
84-66-2	Diethyl phthalate	ND	79	8.4	ug/kg	
131-11-3	Dimethyl phthalate	ND	79	7.0	ug/kg	
117-81-7	bis(2-Ethylhexyl)phthalate	57.6	79	9.2	ug/kg	J
206-44-0	Fluoranthene	1760	39	18	ug/kg	
86-73-7	Fluorene	56.1	39	18	ug/kg	
118-74-1	Hexachlorobenzene	ND	79	9.9	ug/kg	
87-68-3	Hexachlorobutadiene	ND	39	16	ug/kg	
77-47-4	Hexachlorocyclopentadiene [a]	ND	390	16	ug/kg	
67-72-1	Hexachloroethane	ND	200	19	ug/kg	
193-39-5	Indeno(1,2,3-cd)pyrene	579	39	18	ug/kg	
78-59-1	Isophorone	ND	79	8.4	ug/kg	
91-57-6	2-Methylnaphthalene	34.1	39	8.9	ug/kg	J
88-74-4	2-Nitroaniline [a]	ND	200	9.3	ug/kg	
99-09-2	3-Nitroaniline	ND	200	9.8	ug/kg	
100-01-6	4-Nitroaniline	ND	200	10	ug/kg	
91-20-3	Naphthalene	72.9	39	11	ug/kg	
98-95-3	Nitrobenzene	ND	79	15	ug/kg	
621-64-7	N-Nitroso-di-n-propylamine [a]	ND	79	11	ug/kg	
86-30-6	N-Nitrosodiphenylamine	ND	200	14	ug/kg	
85-01-8	Phenanthrene	1180	39	13	ug/kg	
129-00-0	Pyrene	2050	39	13	ug/kg	
95-94-3	1,2,4,5-Tetrachlorobenzene	ND	200	10	ug/kg	

CAS No.	Surrogate Recoveries	Run# 1	Run# 2	Limits
367-12-4	2-Fluorophenol	54%		10-109%

ND = Not detected MDL = Method Detection Limit
RL = Reporting Limit
E = Indicates value exceeds calibration range

J = Indicates an estimated value
B = Indicates analyte found in associated method blank
N = Indicates presumptive evidence of a compound

Report of Analysis

Client Sample ID:	TT-SB-34-4.0-6.0		
Lab Sample ID:	JD36115-1	**Date Sampled:**	12/03/21
Matrix:	SO - Soil	**Date Received:**	12/03/21
Method:	SW846 8270E SW846 3546	**Percent Solids:**	81.6
Project:	2nd Avenue and 33-39th Street, Brooklyn, NY		

ABN TCL List (SOM0 2.0)

CAS No.	Surrogate Recoveries	Run# 1	Run# 2	Limits
4165-62-2	Phenol-d5	55%		10-105%
118-79-6	2,4,6-Tribromophenol	89%		10-135%
4165-60-0	Nitrobenzene-d5	73%		10-119%
321-60-8	2-Fluorobiphenyl	69%		18-112%
1718-51-0	Terphenyl-d14	65%		18-125%

CAS No.	Tentatively Identified Compounds	R.T.	Est. Conc.	Units	Q
	System artifact	3.21	210	ug/kg	J
	system artifact/aldol-condensation	3.28	420	ug/kg	J
	Phenanthrene, methyl-	11.54	260	ug/kg	J
	Phenanthrene, methyl-	11.59	350	ug/kg	J
	unknown	11.74	320	ug/kg	J
	Phenanthrene methyl	11.79	180	ug/kg	J
	Naphthalene, phenyl-	12.15	280	ug/kg	J
	Phenanthrene, dimethyl-	12.63	230	ug/kg	J
	Pyrene methyl	14.03	170	ug/kg	J
	Octadecenamide, (Z)-	14.93	200	ug/kg	J
	unknown	15.31	220	ug/kg	J
	unknown PAH substances	18.19	620	ug/kg	J
	unknown	18.59	190	ug/kg	J
	unknown	19.31	270	ug/kg	J
	Total TIC, Semi-Volatile		3290	ug/kg	J

(a) Associated CCV outside of control limits high, sample was ND.

ND = Not detected MDL = Method Detection Limit
RL = Reporting Limit
E = Indicates value exceeds calibration range

J = Indicates an estimated value
B = Indicates analyte found in associated method blank
N = Indicates presumptive evidence of a compound

Report of Analysis

Client Sample ID:	TT-SB-34-4.0-6.0		
Lab Sample ID:	JD36115-1	**Date Sampled:**	12/03/21
Matrix:	SO - Soil	**Date Received:**	12/03/21
Method:	SW846 8270E BY SIM SW846 3546	**Percent Solids:**	81.6
Project:	2nd Avenue and 33-39th Street, Brooklyn, NY		

	File ID	DF	Analyzed	By	Prep Date	Prep Batch	Analytical Batch
Run #1	4M105338.D	1	12/21/21 07:25	CS	12/07/21 10:45	OP36963A	E4M4893
Run #2							

	Initial Weight	Final Volume
Run #1	31.2 g	1.0 ml
Run #2		

CAS No.	Compound	Result	RL	MDL	Units	Q
123-91-1	1,4-Dioxane	ND	3.9	2.0	ug/kg	

CAS No.	Surrogate Recoveries	Run# 1	Run# 2	Limits
4165-60-0	Nitrobenzene-d5	70%		10-107%
321-60-8	2-Fluorobiphenyl	66%		17-91%
1718-51-0	Terphenyl-d14	66%		17-105%

ND = Not detected MDL = Method Detection Limit J = Indicates an estimated value
RL = Reporting Limit B = Indicates analyte found in associated method blank
E = Indicates value exceeds calibration range N = Indicates presumptive evidence of a compound

Report of Analysis

Client Sample ID:	TT-SB-34-4.0-6.0		
Lab Sample ID:	JD36115-1	**Date Sampled:**	12/03/21
Matrix:	SO - Soil	**Date Received:**	12/03/21
Method:	SW846 8151A SW846 3546	**Percent Solids:**	81.6
Project:	2nd Avenue and 33-39th Street, Brooklyn, NY		

	File ID	DF	Analyzed	By	Prep Date	Prep Batch	Analytical Batch
Run #1	OA155541.D	1	12/10/21 11:37	RK	12/07/21 10:55	OP36933	GOA5500
Run #2							

	Initial Weight	Final Volume
Run #1	15.6 g	5.0 ml
Run #2		

Herbicide List

CAS No.	Compound	Result	RL	MDL	Units	Q
94-75-7	2,4-D	ND	20	8.8	ug/kg	
93-72-1	2,4,5-TP (Silvex)	ND	3.9	2.2	ug/kg	
93-76-5	2,4,5-T	ND	3.9	2.0	ug/kg	

CAS No.	Surrogate Recoveries	Run# 1	Run# 2	Limits
19719-28-9	2,4-DCAA	42%		10-125%
19719-28-9	2,4-DCAA	41%		10-125%

ND = Not detected MDL = Method Detection Limit
RL = Reporting Limit
E = Indicates value exceeds calibration range

J = Indicates an estimated value
B = Indicates analyte found in associated method blank
N = Indicates presumptive evidence of a compound

Report of Analysis

Client Sample ID:	TT-SB-34-4.0-6.0		
Lab Sample ID:	JD36115-1	**Date Sampled:**	12/03/21
Matrix:	SO - Soil	**Date Received:**	12/03/21
Method:	SW846 8081B SW846 3546	**Percent Solids:**	81.6
Project:	2nd Avenue and 33-39th Street, Brooklyn, NY		

	File ID	DF	Analyzed	By	Prep Date	Prep Batch	Analytical Batch
Run #1	4G9723473.D	1	12/10/21 09:51	CP	12/07/21 11:25	OP36973	G4G3679
Run #2							

	Initial Weight	Final Volume
Run #1	16.0 g	10.0 ml
Run #2		

Pesticide TCL List

CAS No.	Compound	Result	RL	MDL	Units	Q
309-00-2	Aldrin	ND	0.77	0.63	ug/kg	
319-84-6	alpha-BHC	ND	0.77	0.62	ug/kg	
319-85-7	beta-BHC	ND	0.77	0.69	ug/kg	
319-86-8	delta-BHC	ND	0.77	0.74	ug/kg	
58-89-9	gamma-BHC (Lindane)	ND	0.77	0.56	ug/kg	
5103-71-9	alpha-Chlordane	ND	0.77	0.62	ug/kg	
5103-74-2	gamma-Chlordane	ND	0.77	0.35	ug/kg	
60-57-1	Dieldrin	ND	0.77	0.53	ug/kg	
72-54-8	4,4'-DDD [a]	2.3	0.77	0.70	ug/kg	
72-55-9	4,4'-DDE	ND	0.77	0.67	ug/kg	
50-29-3	4,4'-DDT [a]	6.3	0.77	0.68	ug/kg	
72-20-8	Endrin	ND	0.77	0.60	ug/kg	
1031-07-8	Endosulfan sulfate	ND	0.77	0.60	ug/kg	
7421-93-4	Endrin aldehyde	ND	0.77	0.43	ug/kg	
959-98-8	Endosulfan-I	ND	0.77	0.44	ug/kg	
33213-65-9	Endosulfan-II	ND	0.77	0.48	ug/kg	
76-44-8	Heptachlor	ND	0.77	0.66	ug/kg	
1024-57-3	Heptachlor epoxide	ND	0.77	0.54	ug/kg	
72-43-5	Methoxychlor	ND	1.5	0.61	ug/kg	
53494-70-5	Endrin ketone	ND	0.77	0.55	ug/kg	
8001-35-2	Toxaphene	ND	19	18	ug/kg	

CAS No.	Surrogate Recoveries	Run# 1	Run# 2	Limits
877-09-8	Tetrachloro-m-xylene	113%		14-145%
877-09-8	Tetrachloro-m-xylene	139%		14-145%
2051-24-3	Decachlorobiphenyl	118%		10-197%
2051-24-3	Decachlorobiphenyl	352% [b]		10-197%

(a) More than 40 % RPD for detected concentrations between the two GC columns.
(b) Outside control limits due to matrix interference.

ND = Not detected MDL = Method Detection Limit
RL = Reporting Limit
E = Indicates value exceeds calibration range
J = Indicates an estimated value
B = Indicates analyte found in associated method blank
N = Indicates presumptive evidence of a compound

Report of Analysis

Client Sample ID:	TT-SB-34-4.0-6.0		
Lab Sample ID:	JD36115-1	**Date Sampled:**	12/03/21
Matrix:	SO - Soil	**Date Received:**	12/03/21
Method:	SW846 8082A SW846 3546	**Percent Solids:**	81.6
Project:	2nd Avenue and 33-39th Street, Brooklyn, NY		

	File ID	DF	Analyzed	By	Prep Date	Prep Batch	Analytical Batch
Run #1	RK7202.D	1	12/10/21 09:50	RK	12/07/21 11:25	OP36974	GRK186
Run #2							

	Initial Weight	Final Volume
Run #1	16.0 g	10.0 ml
Run #2		

PCB List

CAS No.	Compound	Result	RL	MDL	Units	Q
12674-11-2	Aroclor 1016	ND	38	18	ug/kg	
11104-28-2	Aroclor 1221	ND	38	24	ug/kg	
11141-16-5	Aroclor 1232	ND	38	24	ug/kg	
53469-21-9	Aroclor 1242	ND	38	16	ug/kg	
12672-29-6	Aroclor 1248	ND	38	34	ug/kg	
11097-69-1	Aroclor 1254	ND	38	21	ug/kg	
11096-82-5	Aroclor 1260	ND	38	16	ug/kg	
11100-14-4	Aroclor 1268	ND	38	16	ug/kg	
37324-23-5	Aroclor 1262	ND	38	25	ug/kg	

CAS No.	Surrogate Recoveries	Run# 1	Run# 2	Limits
877-09-8	Tetrachloro-m-xylene	103%		10-163%
877-09-8	Tetrachloro-m-xylene	88%		10-163%
2051-24-3	Decachlorobiphenyl	71%		10-215%
2051-24-3	Decachlorobiphenyl	274% [a]		10-215%

(a) Outside control limits due to matrix interference.

ND = Not detected MDL = Method Detection Limit
RL = Reporting Limit
E = Indicates value exceeds calibration range

J = Indicates an estimated value
B = Indicates analyte found in associated method blank
N = Indicates presumptive evidence of a compound

Report of Analysis

Client Sample ID:	TT-SB-34-4.0-6.0		
Lab Sample ID:	JD36115-1	**Date Sampled:**	12/03/21
Matrix:	SO - Soil	**Date Received:**	12/03/21
		Percent Solids:	81.6
Project:	2nd Avenue and 33-39th Street, Brooklyn, NY		

Metals Analysis

Analyte	Result	RL	Units	DF	Prep	Analyzed	By	Method	Prep Method
Aluminum	6160	63	mg/kg	1	12/07/21	12/07/21	ND	SW846 6010D [2]	SW846 3050B [3]
Antimony	< 2.5	2.5	mg/kg	1	12/07/21	12/07/21	ND	SW846 6010D [2]	SW846 3050B [3]
Arsenic	4.2	2.5	mg/kg	1	12/07/21	12/07/21	ND	SW846 6010D [2]	SW846 3050B [3]
Barium	31.8	25	mg/kg	1	12/07/21	12/07/21	ND	SW846 6010D [2]	SW846 3050B [3]
Beryllium	0.39	0.25	mg/kg	1	12/07/21	12/07/21	ND	SW846 6010D [2]	SW846 3050B [3]
Cadmium	< 0.63	0.63	mg/kg	1	12/07/21	12/07/21	ND	SW846 6010D [2]	SW846 3050B [3]
Calcium	16500	630	mg/kg	1	12/07/21	12/07/21	ND	SW846 6010D [2]	SW846 3050B [3]
Chromium	15.1	1.3	mg/kg	1	12/07/21	12/07/21	ND	SW846 6010D [2]	SW846 3050B [3]
Cobalt	< 6.3	6.3	mg/kg	1	12/07/21	12/07/21	ND	SW846 6010D [2]	SW846 3050B [3]
Copper	17.6	3.2	mg/kg	1	12/07/21	12/07/21	ND	SW846 6010D [2]	SW846 3050B [3]
Iron	14800	63	mg/kg	1	12/07/21	12/07/21	ND	SW846 6010D [2]	SW846 3050B [3]
Lead	180	2.5	mg/kg	1	12/07/21	12/07/21	ND	SW846 6010D [2]	SW846 3050B [3]
Magnesium	3180	630	mg/kg	1	12/07/21	12/07/21	ND	SW846 6010D [2]	SW846 3050B [3]
Manganese	223	1.9	mg/kg	1	12/07/21	12/07/21	ND	SW846 6010D [2]	SW846 3050B [3]
Mercury	0.22	0.033	mg/kg	1	12/07/21	12/07/21	SB	SW846 7471B [1]	SW846 7471B [4]
Nickel	21.7	5.1	mg/kg	1	12/07/21	12/07/21	ND	SW846 6010D [2]	SW846 3050B [3]
Potassium	< 1300	1300	mg/kg	1	12/07/21	12/07/21	ND	SW846 6010D [2]	SW846 3050B [3]
Selenium	< 2.5	2.5	mg/kg	1	12/07/21	12/07/21	ND	SW846 6010D [2]	SW846 3050B [3]
Silver	< 0.63	0.63	mg/kg	1	12/07/21	12/07/21	ND	SW846 6010D [2]	SW846 3050B [3]
Sodium	< 1300	1300	mg/kg	1	12/07/21	12/07/21	ND	SW846 6010D [2]	SW846 3050B [3]
Thallium	< 1.3	1.3	mg/kg	1	12/07/21	12/07/21	ND	SW846 6010D [2]	SW846 3050B [3]
Vanadium	23.0	6.3	mg/kg	1	12/07/21	12/07/21	ND	SW846 6010D [2]	SW846 3050B [3]
Zinc	46.3	6.3	mg/kg	1	12/07/21	12/07/21	ND	SW846 6010D [2]	SW846 3050B [3]

(1) Instrument QC Batch: MA51548
(2) Instrument QC Batch: MA51561
(3) Prep QC Batch: MP30201
(4) Prep QC Batch: MP30212

RL = Reporting Limit

Report of Analysis

Client Sample ID:	TT-SB-34-4.0-6.0		
Lab Sample ID:	JD36115-1	**Date Sampled:**	12/03/21
Matrix:	SO - Soil	**Date Received:**	12/03/21
		Percent Solids:	81.6
Project:	2nd Avenue and 33-39th Street, Brooklyn, NY		

General Chemistry

Analyte	Result	RL	Units	DF	Analyzed	By	Method
Cyanide	< 0.27	0.27	mg/kg	1	12/09/21 03:58	EB	SW846 9012B/LACHAT
Solids, Percent	81.6		%	1	12/05/21 15:00	BG	SM2540 G 18TH ED MOD

RL = Reporting Limit

Report of Analysis

Client Sample ID:	TT-SB-34-4.0-6.0		
Lab Sample ID:	JD36115-1A	**Date Sampled:**	12/03/21
Matrix:	SO - Soil	**Date Received:**	12/03/21
Method:	EPA 537M BY ID IN HOUSE	**Percent Solids:**	81.6
Project:	2nd Avenue and 33-39th Street, Brooklyn, NY		

	File ID	DF	Analyzed	By	Prep Date	Prep Batch	Analytical Batch
Run #1 [a]	2Q82226.D	1	12/24/21 19:36	AFL	12/15/21 08:30	F:OP88849	F:S2Q1162
Run #2							

	Initial Weight	Final Volume
Run #1	1.99 g	1.0 ml
Run #2		

PFAS List

CAS No.	Compound	Result	RL	MDL	Units	Q
PERFLUOROALKYLCARBOXYLIC ACIDS						
375-22-4	Perfluorobutanoic acid	ND	1.2	0.47	ug/kg	
2706-90-3	Perfluoropentanoic acid	ND	0.62	0.31	ug/kg	
307-24-4	Perfluorohexanoic acid	ND	0.62	0.31	ug/kg	
375-85-9	Perfluoroheptanoic acid	ND	0.62	0.31	ug/kg	
335-67-1	Perfluorooctanoic acid	ND	0.62	0.31	ug/kg	
375-95-1	Perfluorononanoic acid	ND	0.62	0.31	ug/kg	
335-76-2	Perfluorodecanoic acid	ND	0.62	0.31	ug/kg	
2058-94-8	Perfluoroundecanoic acid	ND	0.62	0.31	ug/kg	
307-55-1	Perfluorododecanoic acid	ND	0.62	0.31	ug/kg	
72629-94-8	Perfluorotridecanoic acid	ND	0.62	0.33	ug/kg	
376-06-7	Perfluorotetradecanoic acid	ND	0.62	0.31	ug/kg	
PERFLUOROALKYLSULFONIC ACIDS						
375-73-5	Perfluorobutanesulfonic acid	ND	0.62	0.31	ug/kg	
355-46-4	Perfluorohexanesulfonic acid	ND	0.62	0.31	ug/kg	
375-92-8	Perfluoroheptanesulfonic acid	ND	0.62	0.31	ug/kg	
1763-23-1	Perfluorooctanesulfonic acid	ND	0.62	0.31	ug/kg	
335-77-3	Perfluorodecanesulfonic acid	ND	0.62	0.31	ug/kg	
PERFLUOROOCTANESULFONAMIDES						
754-91-6	PFOSA	ND	0.62	0.31	ug/kg	
PERFLUOROOCTANESULFONAMIDOACETIC ACIDS						
2355-31-9	MeFOSAA	ND	1.2	0.62	ug/kg	
2991-50-6	EtFOSAA	ND	1.2	0.62	ug/kg	
FLUOROTELOMER SULFONATES						
27619-97-2	6:2 Fluorotelomer sulfonate	ND	1.2	0.31	ug/kg	
39108-34-4	8:2 Fluorotelomer sulfonate	ND	1.2	0.31	ug/kg	

ND = Not detected MDL = Method Detection Limit J = Indicates an estimated value
RL = Reporting Limit B = Indicates analyte found in associated method blank
E = Indicates value exceeds calibration range N = Indicates presumptive evidence of a compound

Report of Analysis

Client Sample ID:	TT-SB-34-4.0-6.0		
Lab Sample ID:	JD36115-1A	**Date Sampled:**	12/03/21
Matrix:	SO - Soil	**Date Received:**	12/03/21
Method:	EPA 537M BY ID IN HOUSE	**Percent Solids:**	81.6
Project:	2nd Avenue and 33-39th Street, Brooklyn, NY		

PFAS List

CAS No.	ID Standard Recoveries	Run# 1	Run# 2	Limits
	13C4-PFBA	105%		40-140%
	13C5-PFPeA	102%		50-150%
	13C5-PFHxA	103%		50-150%
	13C4-PFHpA	103%		50-150%
	13C8-PFOA	105%		50-150%
	13C9-PFNA	103%		50-150%
	13C6-PFDA	99%		50-150%
	13C7-PFUnDA	88%		40-140%
	13C2-PFDoDA	94%		40-140%
	13C2-PFTeDA	108%		30-130%
	13C3-PFBS	106%		50-150%
	13C3-PFHxS	106%		50-150%
	13C8-PFOS	105%		50-150%
	13C8-FOSA	98%		30-130%
	d3-MeFOSAA	107%		40-140%
	d5-EtFOSAA	113%		40-140%
	13C2-6:2FTS	103%		50-150%
	13C2-8:2FTS	105%		50-150%

(a) Analysis performed at SGS Orlando, FL.

ND = Not detected MDL = Method Detection Limit
RL = Reporting Limit
E = Indicates value exceeds calibration range

J = Indicates an estimated value
B = Indicates analyte found in associated method blank
N = Indicates presumptive evidence of a compound

Report of Analysis

Client Sample ID:	TT-SB-35-3.0-5.0		
Lab Sample ID:	JD36115-2	**Date Sampled:**	12/03/21
Matrix:	SO - Soil	**Date Received:**	12/03/21
Method:	SW846 8260D SW846 5035	**Percent Solids:**	94.3
Project:	2nd Avenue and 33-39th Street, Brooklyn, NY		

	File ID	DF	Analyzed	By	Prep Date	Prep Batch	Analytical Batch
Run #1	I240425.D	1	12/07/21 13:38	PS	12/03/21 12:21	n/a	VI9773
Run #2							

	Initial Weight
Run #1	5.2 g
Run #2	

VOA TCL List

CAS No.	Compound	Result	RL	MDL	Units	Q
67-64-1	Acetone	ND	10	4.2	ug/kg	
71-43-2	Benzene	ND	0.51	0.46	ug/kg	
74-97-5	Bromochloromethane	ND	5.1	0.57	ug/kg	
75-27-4	Bromodichloromethane	ND	2.0	0.44	ug/kg	
75-25-2	Bromoform	ND	5.1	1.4	ug/kg	
74-83-9	Bromomethane	ND	5.1	0.78	ug/kg	
78-93-3	2-Butanone (MEK)	ND	10	2.5	ug/kg	
75-15-0	Carbon disulfide	ND	2.0	0.55	ug/kg	
56-23-5	Carbon tetrachloride	ND	2.0	0.63	ug/kg	
108-90-7	Chlorobenzene	ND	2.0	0.47	ug/kg	
75-00-3	Chloroethane	ND	5.1	0.60	ug/kg	
67-66-3	Chloroform	ND	2.0	0.53	ug/kg	
74-87-3	Chloromethane	ND	5.1	2.0	ug/kg	
110-82-7	Cyclohexane	ND	2.0	0.67	ug/kg	
96-12-8	1,2-Dibromo-3-chloropropane	ND	2.0	0.71	ug/kg	
124-48-1	Dibromochloromethane	ND	2.0	0.57	ug/kg	
106-93-4	1,2-Dibromoethane	ND	1.0	0.43	ug/kg	
95-50-1	1,2-Dichlorobenzene	ND	1.0	0.56	ug/kg	
541-73-1	1,3-Dichlorobenzene	ND	1.0	0.51	ug/kg	
106-46-7	1,4-Dichlorobenzene	ND	1.0	0.50	ug/kg	
75-71-8	Dichlorodifluoromethane	ND	5.1	0.74	ug/kg	
75-34-3	1,1-Dichloroethane	ND	1.0	0.50	ug/kg	
107-06-2	1,2-Dichloroethane	ND	1.0	0.48	ug/kg	
75-35-4	1,1-Dichloroethene	ND	1.0	0.67	ug/kg	
156-59-2	cis-1,2-Dichloroethene	ND	1.0	0.86	ug/kg	
156-60-5	trans-1,2-Dichloroethene	ND	1.0	0.62	ug/kg	
78-87-5	1,2-Dichloropropane	ND	2.0	0.48	ug/kg	
10061-01-5	cis-1,3-Dichloropropene	ND	2.0	0.48	ug/kg	
10061-02-6	trans-1,3-Dichloropropene	ND	2.0	0.47	ug/kg	
100-41-4	Ethylbenzene	ND	1.0	0.46	ug/kg	
76-13-1	Freon 113	ND	5.1	2.7	ug/kg	
591-78-6	2-Hexanone	ND	5.1	2.2	ug/kg	

ND = Not detected MDL = Method Detection Limit
RL = Reporting Limit
E = Indicates value exceeds calibration range

J = Indicates an estimated value
B = Indicates analyte found in associated method blank
N = Indicates presumptive evidence of a compound

Report of Analysis

Client Sample ID:	TT-SB-35-3.0-5.0		
Lab Sample ID:	JD36115-2	**Date Sampled:**	12/03/21
Matrix:	SO - Soil	**Date Received:**	12/03/21
Method:	SW846 8260D SW846 5035	**Percent Solids:**	94.3
Project:	2nd Avenue and 33-39th Street, Brooklyn, NY		

VOA TCL List

CAS No.	Compound	Result	RL	MDL	Units	Q
98-82-8	Isopropylbenzene	ND	2.0	1.4	ug/kg	
79-20-9	Methyl Acetate	ND	5.1	1.4	ug/kg	
108-87-2	Methylcyclohexane	ND	2.0	0.89	ug/kg	
1634-04-4	Methyl Tert Butyl Ether	ND	1.0	0.48	ug/kg	
108-10-1	4-Methyl-2-pentanone(MIBK)	ND	5.1	2.3	ug/kg	
75-09-2	Methylene chloride	ND	5.1	2.7	ug/kg	
100-42-5	Styrene	ND	2.0	0.41	ug/kg	
79-34-5	1,1,2,2-Tetrachloroethane	ND	2.0	0.61	ug/kg	
127-18-4	Tetrachloroethene	ND	2.0	0.59	ug/kg	
108-88-3	Toluene	ND	1.0	0.54	ug/kg	
87-61-6	1,2,3-Trichlorobenzene	ND	5.1	2.5	ug/kg	
120-82-1	1,2,4-Trichlorobenzene	ND	5.1	2.5	ug/kg	
71-55-6	1,1,1-Trichloroethane	ND	2.0	0.49	ug/kg	
79-00-5	1,1,2-Trichloroethane	ND	2.0	0.56	ug/kg	
79-01-6	Trichloroethene	ND	1.0	0.78	ug/kg	
75-69-4	Trichlorofluoromethane	ND	5.1	0.70	ug/kg	
75-01-4	Vinyl chloride	ND	2.0	0.49	ug/kg	
	m,p-Xylene	ND	1.0	0.91	ug/kg	
95-47-6	o-Xylene	ND	1.0	0.47	ug/kg	
1330-20-7	Xylene (total)	ND	1.0	0.47	ug/kg	

CAS No.	Surrogate Recoveries	Run# 1	Run# 2	Limits
1868-53-7	Dibromofluoromethane	108%		72-130%
17060-07-0	1,2-Dichloroethane-D4	107%		75-131%
2037-26-5	Toluene-D8	86%		81-121%
460-00-4	4-Bromofluorobenzene	96%		60-141%

CAS No.	Tentatively Identified Compounds	R.T.	Est. Conc.	Units	Q
	Total TIC, Volatile		0	ug/kg	

ND = Not detected MDL = Method Detection Limit
RL = Reporting Limit
E = Indicates value exceeds calibration range

J = Indicates an estimated value
B = Indicates analyte found in associated method blank
N = Indicates presumptive evidence of a compound

Report of Analysis

Client Sample ID:	TT-SB-35-3.0-5.0		
Lab Sample ID:	JD36115-2	**Date Sampled:**	12/03/21
Matrix:	SO - Soil	**Date Received:**	12/03/21
Method:	SW846 8270E SW846 3546	**Percent Solids:**	94.3
Project:	2nd Avenue and 33-39th Street, Brooklyn, NY		

	File ID	DF	Analyzed	By	Prep Date	Prep Batch	Analytical Batch
Run #1 [a]	M176927.D	2	12/10/21 23:30	KLS	12/07/21 10:45	OP36963	EM7605
Run #2							

	Initial Weight	Final Volume
Run #1	30.4 g	1.0 ml
Run #2		

ABN TCL List (SOM0 2.0)

CAS No.	Compound	Result	RL	MDL	Units	Q
95-57-8	2-Chlorophenol	ND	140	34	ug/kg	
59-50-7	4-Chloro-3-methyl phenol	ND	350	43	ug/kg	
120-83-2	2,4-Dichlorophenol	ND	350	60	ug/kg	
105-67-9	2,4-Dimethylphenol	ND	350	120	ug/kg	
51-28-5	2,4-Dinitrophenol [b]	ND	350	260	ug/kg	
534-52-1	4,6-Dinitro-o-cresol [b]	ND	350	75	ug/kg	
95-48-7	2-Methylphenol	ND	140	45	ug/kg	
	3&4-Methylphenol	ND	140	57	ug/kg	
88-75-5	2-Nitrophenol [b]	ND	350	46	ug/kg	
100-02-7	4-Nitrophenol	ND	700	190	ug/kg	
87-86-5	Pentachlorophenol	ND	280	66	ug/kg	
108-95-2	Phenol	ND	140	36	ug/kg	
58-90-2	2,3,4,6-Tetrachlorophenol [b]	ND	350	46	ug/kg	
95-95-4	2,4,5-Trichlorophenol	ND	350	52	ug/kg	
88-06-2	2,4,6-Trichlorophenol	ND	350	42	ug/kg	
83-32-9	Acenaphthene	83.0	70	24	ug/kg	
208-96-8	Acenaphthylene	73.3	70	35	ug/kg	
98-86-2	Acetophenone [b]	ND	350	15	ug/kg	
120-12-7	Anthracene	274	70	43	ug/kg	
1912-24-9	Atrazine [c]	ND	140	30	ug/kg	
56-55-3	Benzo(a)anthracene	852	70	20	ug/kg	
50-32-8	Benzo(a)pyrene	762	70	32	ug/kg	
205-99-2	Benzo(b)fluoranthene	986	70	31	ug/kg	
191-24-2	Benzo(g,h,i)perylene	474	70	35	ug/kg	
207-08-9	Benzo(k)fluoranthene	403	70	33	ug/kg	
101-55-3	4-Bromophenyl phenyl ether	ND	140	27	ug/kg	
85-68-7	Butyl benzyl phthalate	ND	140	17	ug/kg	
92-52-4	1,1'-Biphenyl	10.5	140	9.6	ug/kg	J
100-52-7	Benzaldehyde	ND	350	17	ug/kg	
91-58-7	2-Chloronaphthalene	ND	140	17	ug/kg	
106-47-8	4-Chloroaniline	ND	350	25	ug/kg	
86-74-8	Carbazole	93.8	140	10	ug/kg	J

ND = Not detected MDL = Method Detection Limit J = Indicates an estimated value
RL = Reporting Limit B = Indicates analyte found in associated method blank
E = Indicates value exceeds calibration range N = Indicates presumptive evidence of a compound

Report of Analysis

Client Sample ID:	TT-SB-35-3.0-5.0		
Lab Sample ID:	JD36115-2	**Date Sampled:**	12/03/21
Matrix:	SO - Soil	**Date Received:**	12/03/21
Method:	SW846 8270E SW846 3546	**Percent Solids:**	94.3
Project:	2nd Avenue and 33-39th Street, Brooklyn, NY		

ABN TCL List (SOM0 2.0)

CAS No.	Compound	Result	RL	MDL	Units	Q
105-60-2	Caprolactam	ND	140	28	ug/kg	
218-01-9	Chrysene	862	70	22	ug/kg	
111-91-1	bis(2-Chloroethoxy)methane	ND	140	15	ug/kg	
111-44-4	bis(2-Chloroethyl)ether	ND	140	30	ug/kg	
108-60-1	2,2'-Oxybis(1-chloropropane)	ND	140	25	ug/kg	
7005-72-3	4-Chlorophenyl phenyl ether	ND	140	23	ug/kg	
121-14-2	2,4-Dinitrotoluene [b]	ND	70	22	ug/kg	
606-20-2	2,6-Dinitrotoluene	ND	70	35	ug/kg	
91-94-1	3,3'-Dichlorobenzidine	ND	140	58	ug/kg	
123-91-1	1,4-Dioxane	ND	70	46	ug/kg	
53-70-3	Dibenzo(a,h)anthracene	161	70	31	ug/kg	
132-64-9	Dibenzofuran	55.2	140	28	ug/kg	J
84-74-2	Di-n-butyl phthalate	ND	140	11	ug/kg	
117-84-0	Di-n-octyl phthalate	ND	140	17	ug/kg	
84-66-2	Diethyl phthalate	ND	140	15	ug/kg	
131-11-3	Dimethyl phthalate	ND	140	12	ug/kg	
117-81-7	bis(2-Ethylhexyl)phthalate	230	140	16	ug/kg	
206-44-0	Fluoranthene	1760	70	31	ug/kg	
86-73-7	Fluorene	84.3	70	32	ug/kg	
118-74-1	Hexachlorobenzene	ND	140	18	ug/kg	
87-68-3	Hexachlorobutadiene [b]	ND	70	28	ug/kg	
77-47-4	Hexachlorocyclopentadiene	ND	700	28	ug/kg	
67-72-1	Hexachloroethane	ND	350	35	ug/kg	
193-39-5	Indeno(1,2,3-cd)pyrene	559	70	33	ug/kg	
78-59-1	Isophorone	ND	140	15	ug/kg	
91-57-6	2-Methylnaphthalene	28.8	70	16	ug/kg	J
88-74-4	2-Nitroaniline [b]	ND	350	16	ug/kg	
99-09-2	3-Nitroaniline	ND	350	17	ug/kg	
100-01-6	4-Nitroaniline	ND	350	18	ug/kg	
91-20-3	Naphthalene	32.0	70	20	ug/kg	J
98-95-3	Nitrobenzene	ND	140	27	ug/kg	
621-64-7	N-Nitroso-di-n-propylamine [b]	ND	140	20	ug/kg	
86-30-6	N-Nitrosodiphenylamine	ND	350	26	ug/kg	
85-01-8	Phenanthrene	1210	70	23	ug/kg	
129-00-0	Pyrene	1630	70	22	ug/kg	
95-94-3	1,2,4,5-Tetrachlorobenzene	ND	350	18	ug/kg	

CAS No.	Surrogate Recoveries	Run# 1	Run# 2	Limits
367-12-4	2-Fluorophenol	54%		10-109%

ND = Not detected MDL = Method Detection Limit
RL = Reporting Limit
E = Indicates value exceeds calibration range

J = Indicates an estimated value
B = Indicates analyte found in associated method blank
N = Indicates presumptive evidence of a compound

Report of Analysis

Client Sample ID:	TT-SB-35-3.0-5.0		
Lab Sample ID:	JD36115-2	**Date Sampled:**	12/03/21
Matrix:	SO - Soil	**Date Received:**	12/03/21
Method:	SW846 8270E SW846 3546	**Percent Solids:**	94.3
Project:	2nd Avenue and 33-39th Street, Brooklyn, NY		

ABN TCL List (SOM0 2.0)

CAS No.	Surrogate Recoveries	Run# 1	Run# 2	Limits
4165-62-2	Phenol-d5	54%		10-105%
118-79-6	2,4,6-Tribromophenol	83%		10-135%
4165-60-0	Nitrobenzene-d5	77%		10-119%
321-60-8	2-Fluorobiphenyl	69%		18-112%
1718-51-0	Terphenyl-d14	66%		18-125%

CAS No.	Tentatively Identified Compounds	R.T.	Est. Conc.	Units	Q
	System artifact/aldol-condensation	3.26	390	ug/kg	J
	Phenanthrene methyl	11.57	290	ug/kg	J
203-64-5	4H-Cyclopenta[def]phenanthrene	11.70	300	ug/kg	JN
	Octadecenamide	14.89	300	ug/kg	J
	Unknown PAH substance	18.15	630	ug/kg	J
	Unknown	19.74	420	ug/kg	J
	Total TIC, Semi-Volatile		1940	ug/kg	J

(a) Dilution required due to viscosity of the extract matrix.
(b) Associated CCV outside of control limits high,sample was ND.
(c) Associated CCV outside of control limits high,sample was ND. Associated CCV outside of control limits high, sample was ND.

ND = Not detected MDL = Method Detection Limit J = Indicates an estimated value
RL = Reporting Limit B = Indicates analyte found in associated method blank
E = Indicates value exceeds calibration range N = Indicates presumptive evidence of a compound

Report of Analysis

Client Sample ID:	TT-SB-35-3.0-5.0		
Lab Sample ID:	JD36115-2	**Date Sampled:**	12/03/21
Matrix:	SO - Soil	**Date Received:**	12/03/21
Method:	SW846 8270E BY SIM SW846 3546	**Percent Solids:**	94.3
Project:	2nd Avenue and 33-39th Street, Brooklyn, NY		

	File ID	DF	Analyzed	By	Prep Date	Prep Batch	Analytical Batch
Run #1	4M105335.D	2	12/21/21 06:24	CS	12/07/21 10:45	OP36963A	E4M4893
Run #2							

	Initial Weight	Final Volume
Run #1	30.4 g	1.0 ml
Run #2		

CAS No.	Compound	Result	RL	MDL	Units	Q
123-91-1	1,4-Dioxane	ND	7.0	3.5	ug/kg	

CAS No.	Surrogate Recoveries	Run# 1	Run# 2	Limits
4165-60-0	Nitrobenzene-d5	64%		10-107%
321-60-8	2-Fluorobiphenyl	55%		17-91%
1718-51-0	Terphenyl-d14	57%		17-105%

ND = Not detected MDL = Method Detection Limit J = Indicates an estimated value
RL = Reporting Limit B = Indicates analyte found in associated method blank
E = Indicates value exceeds calibration range N = Indicates presumptive evidence of a compound

Report of Analysis

Client Sample ID:	TT-SB-35-3.0-5.0		
Lab Sample ID:	JD36115-2	**Date Sampled:**	12/03/21
Matrix:	SO - Soil	**Date Received:**	12/03/21
Method:	SW846 8151A SW846 3546	**Percent Solids:**	94.3
Project:	2nd Avenue and 33-39th Street, Brooklyn, NY		

	File ID	DF	Analyzed	By	Prep Date	Prep Batch	Analytical Batch
Run #1	OA155542.D	1	12/10/21 12:05	RK	12/07/21 10:55	OP36933	GOA5500
Run #2							

	Initial Weight	Final Volume
Run #1	16.3 g	5.0 ml
Run #2		

Herbicide List

CAS No.	Compound	Result	RL	MDL	Units	Q
94-75-7	2,4-D	ND	16	7.3	ug/kg	
93-72-1	2,4,5-TP (Silvex)	ND	3.3	1.8	ug/kg	
93-76-5	2,4,5-T	ND	3.3	1.6	ug/kg	

CAS No.	Surrogate Recoveries	Run# 1	Run# 2	Limits
19719-28-9	2,4-DCAA	68%		10-125%
19719-28-9	2,4-DCAA	53%		10-125%

ND = Not detected MDL = Method Detection Limit
RL = Reporting Limit
E = Indicates value exceeds calibration range

J = Indicates an estimated value
B = Indicates analyte found in associated method blank
N = Indicates presumptive evidence of a compound

Report of Analysis

Client Sample ID:	TT-SB-35-3.0-5.0		
Lab Sample ID:	JD36115-2	**Date Sampled:**	12/03/21
Matrix:	SO - Soil	**Date Received:**	12/03/21
Method:	SW846 8081B SW846 3546	**Percent Solids:**	94.3
Project:	2nd Avenue and 33-39th Street, Brooklyn, NY		

	File ID	DF	Analyzed	By	Prep Date	Prep Batch	Analytical Batch
Run #1	4G9723474.D	1	12/10/21 10:06	CP	12/07/21 11:25	OP36973	G4G3679
Run #2 [a]	4G9723522.D	5	12/14/21 02:10	TL	12/07/21 11:25	OP36973	G4G3681

	Initial Weight	Final Volume
Run #1	15.1 g	10.0 ml
Run #2	15.1 g	10.0 ml

Pesticide TCL List

CAS No.	Compound	Result	RL	MDL	Units	Q
309-00-2	Aldrin	ND	0.70	0.58	ug/kg	
319-84-6	alpha-BHC	ND	0.70	0.57	ug/kg	
319-85-7	beta-BHC	ND	0.70	0.63	ug/kg	
319-86-8	delta-BHC	ND	0.70	0.67	ug/kg	
58-89-9	gamma-BHC (Lindane)	ND	0.70	0.52	ug/kg	
5103-71-9	alpha-Chlordane [b]	4.0	0.70	0.57	ug/kg	
5103-74-2	gamma-Chlordane	3.9	0.70	0.32	ug/kg	
60-57-1	Dieldrin [b]	1.7	0.70	0.48	ug/kg	
72-54-8	4,4'-DDD	3.5	0.70	0.64	ug/kg	
72-55-9	4,4'-DDE [b]	11.7	0.70	0.62	ug/kg	
50-29-3	4,4'-DDT	22.1	0.70	0.62	ug/kg	
72-20-8	Endrin	ND	0.70	0.55	ug/kg	
1031-07-8	Endosulfan sulfate	ND	0.70	0.55	ug/kg	
7421-93-4	Endrin aldehyde	ND	0.70	0.40	ug/kg	
959-98-8	Endosulfan-I	ND	0.70	0.40	ug/kg	
33213-65-9	Endosulfan-II	ND	0.70	0.44	ug/kg	
76-44-8	Heptachlor	ND	0.70	0.61	ug/kg	
1024-57-3	Heptachlor epoxide	ND	0.70	0.49	ug/kg	
72-43-5	Methoxychlor	ND	1.4	0.56	ug/kg	
53494-70-5	Endrin ketone	8.9	0.70	0.51	ug/kg	
8001-35-2	Toxaphene	ND	18	16	ug/kg	

CAS No.	Surrogate Recoveries	Run# 1	Run# 2	Limits
877-09-8	Tetrachloro-m-xylene	86%	92%	14-145%
877-09-8	Tetrachloro-m-xylene	88%	101%	14-145%
2051-24-3	Decachlorobiphenyl	107%	76%	10-197%
2051-24-3	Decachlorobiphenyl	165%	158%	10-197%

(a) Confirmation run.
(b) More than 40 % RPD for detected concentrations between the two GC columns.

ND = Not detected MDL = Method Detection Limit
RL = Reporting Limit
E = Indicates value exceeds calibration range

J = Indicates an estimated value
B = Indicates analyte found in associated method blank
N = Indicates presumptive evidence of a compound

Report of Analysis

Client Sample ID:	TT-SB-35-3.0-5.0		
Lab Sample ID:	JD36115-2	**Date Sampled:**	12/03/21
Matrix:	SO - Soil	**Date Received:**	12/03/21
Method:	SW846 8082A SW846 3546	**Percent Solids:**	94.3
Project:	2nd Avenue and 33-39th Street, Brooklyn, NY		

	File ID	DF	Analyzed	By	Prep Date	Prep Batch	Analytical Batch
Run #1	RK7203.D	1	12/10/21 10:06	RK	12/07/21 11:25	OP36974	GRK186
Run #2							

	Initial Weight	Final Volume
Run #1	15.1 g	10.0 ml
Run #2		

PCB List

CAS No.	Compound	Result	RL	MDL	Units	Q
12674-11-2	Aroclor 1016	ND	35	16	ug/kg	
11104-28-2	Aroclor 1221	ND	35	22	ug/kg	
11141-16-5	Aroclor 1232	ND	35	22	ug/kg	
53469-21-9	Aroclor 1242	ND	35	14	ug/kg	
12672-29-6	Aroclor 1248	ND	35	31	ug/kg	
11097-69-1	Aroclor 1254	ND	35	19	ug/kg	
11096-82-5	Aroclor 1260	ND	35	15	ug/kg	
11100-14-4	Aroclor 1268	ND	35	15	ug/kg	
37324-23-5	Aroclor 1262	ND	35	23	ug/kg	

CAS No.	Surrogate Recoveries	Run# 1	Run# 2	Limits
877-09-8	Tetrachloro-m-xylene	73%		10-163%
877-09-8	Tetrachloro-m-xylene	66%		10-163%
2051-24-3	Decachlorobiphenyl	39%		10-215%
2051-24-3	Decachlorobiphenyl	156%		10-215%

ND = Not detected MDL = Method Detection Limit
RL = Reporting Limit
E = Indicates value exceeds calibration range

J = Indicates an estimated value
B = Indicates analyte found in associated method blank
N = Indicates presumptive evidence of a compound

Report of Analysis

Client Sample ID:	TT-SB-35-3.0-5.0		
Lab Sample ID:	JD36115-2	**Date Sampled:**	12/03/21
Matrix:	SO - Soil	**Date Received:**	12/03/21
		Percent Solids:	94.3
Project:	2nd Avenue and 33-39th Street, Brooklyn, NY		

Metals Analysis

Analyte	Result	RL	Units	DF	Prep	Analyzed	By	Method	Prep Method
Aluminum	4250	51	mg/kg	1	12/07/21	12/07/21	ND	SW846 6010D [2]	SW846 3050B [4]
Antimony	< 2.1	2.1	mg/kg	1	12/07/21	12/07/21	ND	SW846 6010D [2]	SW846 3050B [4]
Arsenic [a]	< 10	10	mg/kg	5	12/07/21	12/08/21	ND	SW846 6010D [3]	SW846 3050B [4]
Barium [a]	< 100	100	mg/kg	5	12/07/21	12/08/21	ND	SW846 6010D [3]	SW846 3050B [4]
Beryllium [a]	< 1.0	1.0	mg/kg	5	12/07/21	12/08/21	ND	SW846 6010D [3]	SW846 3050B [4]
Cadmium [a]	< 2.6	2.6	mg/kg	5	12/07/21	12/08/21	ND	SW846 6010D [3]	SW846 3050B [4]
Calcium	77500	2600	mg/kg	5	12/07/21	12/08/21	ND	SW846 6010D [3]	SW846 3050B [4]
Chromium [a]	7.9	5.1	mg/kg	5	12/07/21	12/08/21	ND	SW846 6010D [3]	SW846 3050B [4]
Cobalt [a]	< 26	26	mg/kg	5	12/07/21	12/08/21	ND	SW846 6010D [3]	SW846 3050B [4]
Copper [a]	19.4	13	mg/kg	5	12/07/21	12/08/21	ND	SW846 6010D [3]	SW846 3050B [4]
Iron	7910	51	mg/kg	1	12/07/21	12/07/21	ND	SW846 6010D [2]	SW846 3050B [4]
Lead	79.1	2.1	mg/kg	1	12/07/21	12/07/21	ND	SW846 6010D [2]	SW846 3050B [4]
Magnesium	6380	510	mg/kg	1	12/07/21	12/07/21	ND	SW846 6010D [2]	SW846 3050B [4]
Manganese	301	1.5	mg/kg	1	12/07/21	12/07/21	ND	SW846 6010D [2]	SW846 3050B [4]
Mercury	0.18	0.029	mg/kg	1	12/07/21	12/07/21	SB	SW846 7471B [1]	SW846 7471B [5]
Potassium	< 1000	1000	mg/kg	1	12/07/21	12/07/21	ND	SW846 6010D [2]	SW846 3050B [4]
Selenium [a]	< 10	10	mg/kg	5	12/07/21	12/08/21	ND	SW846 6010D [3]	SW846 3050B [4]
Silver [a]	< 2.6	2.6	mg/kg	5	12/07/21	12/08/21	ND	SW846 6010D [3]	SW846 3050B [4]
Sodium	< 1000	1000	mg/kg	1	12/07/21	12/07/21	ND	SW846 6010D [2]	SW846 3050B [4]
Thallium [a]	< 5.1	5.1	mg/kg	5	12/07/21	12/08/21	ND	SW846 6010D [3]	SW846 3050B [4]
Vanadium	21.0	5.1	mg/kg	1	12/07/21	12/07/21	ND	SW846 6010D [2]	SW846 3050B [4]
Zinc	70.2	5.1	mg/kg	1	12/07/21	12/07/21	ND	SW846 6010D [2]	SW846 3050B [4]

(1) Instrument QC Batch: MA51548
(2) Instrument QC Batch: MA51561
(3) Instrument QC Batch: MA51571
(4) Prep QC Batch: MP30201
(5) Prep QC Batch: MP30212

(a) Elevated detection limit due to dilution required for high interfering element.

RL = Reporting Limit

Report of Analysis

Client Sample ID:	TT-SB-35-3.0-5.0		
Lab Sample ID:	JD36115-2	**Date Sampled:**	12/03/21
Matrix:	SO - Soil	**Date Received:**	12/03/21
		Percent Solids:	94.3
Project:	2nd Avenue and 33-39th Street, Brooklyn, NY		

General Chemistry

Analyte	Result	RL	Units	DF	Analyzed	By	Method
Cyanide	< 0.23	0.23	mg/kg	1	12/09/21 04:16	EB	SW846 9012B/LACHAT
Solids, Percent	94.3		%	1	12/05/21 15:00	BG	SM2540 G 18TH ED MOD

RL = Reporting Limit

Report of Analysis

Client Sample ID:	TT-SB-35-3.0-5.0		
Lab Sample ID:	JD36115-2A	**Date Sampled:**	12/03/21
Matrix:	SO - Soil	**Date Received:**	12/03/21
Method:	EPA 537M BY ID IN HOUSE	**Percent Solids:**	94.3
Project:	2nd Avenue and 33-39th Street, Brooklyn, NY		

	File ID	DF	Analyzed	By	Prep Date	Prep Batch	Analytical Batch
Run #1 [a]	2Q82227.D	1	12/24/21 19:54	AFL	12/15/21 08:30	F:OP88849	F:S2Q1162
Run #2							

	Initial Weight	Final Volume
Run #1	1.99 g	1.0 ml
Run #2		

PFAS List

CAS No.	Compound	Result	RL	MDL	Units	Q
PERFLUOROALKYLCARBOXYLIC ACIDS						
375-22-4	Perfluorobutanoic acid	ND	1.1	0.40	ug/kg	
2706-90-3	Perfluoropentanoic acid	ND	0.53	0.27	ug/kg	
307-24-4	Perfluorohexanoic acid	ND	0.53	0.27	ug/kg	
375-85-9	Perfluoroheptanoic acid	ND	0.53	0.27	ug/kg	
335-67-1	Perfluorooctanoic acid	ND	0.53	0.27	ug/kg	
375-95-1	Perfluorononanoic acid	ND	0.53	0.27	ug/kg	
335-76-2	Perfluorodecanoic acid	ND	0.53	0.27	ug/kg	
2058-94-8	Perfluoroundecanoic acid	ND	0.53	0.27	ug/kg	
307-55-1	Perfluorododecanoic acid	ND	0.53	0.27	ug/kg	
72629-94-8	Perfluorotridecanoic acid	ND	0.53	0.28	ug/kg	
376-06-7	Perfluorotetradecanoic acid	ND	0.53	0.27	ug/kg	
PERFLUOROALKYLSULFONIC ACIDS						
375-73-5	Perfluorobutanesulfonic acid	ND	0.53	0.27	ug/kg	
355-46-4	Perfluorohexanesulfonic acid	ND	0.53	0.27	ug/kg	
375-92-8	Perfluoroheptanesulfonic acid	ND	0.53	0.27	ug/kg	
1763-23-1	Perfluorooctanesulfonic acid	ND	0.53	0.27	ug/kg	
335-77-3	Perfluorodecanesulfonic acid	ND	0.53	0.27	ug/kg	
PERFLUOROOCTANESULFONAMIDES						
754-91-6	PFOSA	ND	0.53	0.27	ug/kg	
PERFLUOROOCTANESULFONAMIDOACETIC ACIDS						
2355-31-9	MeFOSAA	ND	1.1	0.53	ug/kg	
2991-50-6	EtFOSAA	ND	1.1	0.53	ug/kg	
FLUOROTELOMER SULFONATES						
27619-97-2	6:2 Fluorotelomer sulfonate	ND	1.1	0.27	ug/kg	
39108-34-4	8:2 Fluorotelomer sulfonate	ND	1.1	0.27	ug/kg	

ND = Not detected MDL = Method Detection Limit J = Indicates an estimated value
RL = Reporting Limit B = Indicates analyte found in associated method blank
E = Indicates value exceeds calibration range N = Indicates presumptive evidence of a compound

Report of Analysis

Client Sample ID:	TT-SB-35-3.0-5.0		
Lab Sample ID:	JD36115-2A	**Date Sampled:**	12/03/21
Matrix:	SO - Soil	**Date Received:**	12/03/21
Method:	EPA 537M BY ID IN HOUSE	**Percent Solids:**	94.3
Project:	2nd Avenue and 33-39th Street, Brooklyn, NY		

PFAS List

CAS No.	ID Standard Recoveries	Run# 1	Run# 2	Limits
	13C4-PFBA	88%		40-140%
	13C5-PFPeA	87%		50-150%
	13C5-PFHxA	88%		50-150%
	13C4-PFHpA	90%		50-150%
	13C8-PFOA	92%		50-150%
	13C9-PFNA	91%		50-150%
	13C6-PFDA	89%		50-150%
	13C7-PFUnDA	89%		40-140%
	13C2-PFDoDA	91%		40-140%
	13C2-PFTeDA	94%		30-130%
	13C3-PFBS	93%		50-150%
	13C3-PFHxS	95%		50-150%
	13C8-PFOS	97%		50-150%
	13C8-FOSA	95%		30-130%
	d3-MeFOSAA	77%		40-140%
	d5-EtFOSAA	83%		40-140%
	13C2-6:2FTS	82%		50-150%
	13C2-8:2FTS	89%		50-150%

(a) Analysis performed at SGS Orlando, FL.

ND = Not detected MDL = Method Detection Limit
RL = Reporting Limit
E = Indicates value exceeds calibration range

J = Indicates an estimated value
B = Indicates analyte found in associated method blank
N = Indicates presumptive evidence of a compound

Report of Analysis

Client Sample ID:	TT-SB-36-6.0-8.0		
Lab Sample ID:	JD36115-3	**Date Sampled:**	12/03/21
Matrix:	SO - Soil	**Date Received:**	12/03/21
Method:	SW846 8260D SW846 5035	**Percent Solids:**	93.6
Project:	2nd Avenue and 33-39th Street, Brooklyn, NY		

	File ID	DF	Analyzed	By	Prep Date	Prep Batch	Analytical Batch
Run #1	I240426.D	1	12/07/21 13:58	PS	12/03/21 12:21	n/a	VI9773
Run #2							

	Initial Weight
Run #1	5.1 g
Run #2	

VOA TCL List

CAS No.	Compound	Result	RL	MDL	Units	Q
67-64-1	Acetone	ND	10	4.3	ug/kg	
71-43-2	Benzene	ND	0.52	0.48	ug/kg	
74-97-5	Bromochloromethane	ND	5.2	0.59	ug/kg	
75-27-4	Bromodichloromethane	ND	2.1	0.45	ug/kg	
75-25-2	Bromoform	ND	5.2	1.4	ug/kg	
74-83-9	Bromomethane	ND	5.2	0.80	ug/kg	
78-93-3	2-Butanone (MEK)	ND	10	2.5	ug/kg	
75-15-0	Carbon disulfide	ND	2.1	0.56	ug/kg	
56-23-5	Carbon tetrachloride	ND	2.1	0.65	ug/kg	
108-90-7	Chlorobenzene	ND	2.1	0.48	ug/kg	
75-00-3	Chloroethane	ND	5.2	0.62	ug/kg	
67-66-3	Chloroform	ND	2.1	0.54	ug/kg	
74-87-3	Chloromethane	ND	5.2	2.1	ug/kg	
110-82-7	Cyclohexane	ND	2.1	0.69	ug/kg	
96-12-8	1,2-Dibromo-3-chloropropane	ND	2.1	0.73	ug/kg	
124-48-1	Dibromochloromethane	ND	2.1	0.59	ug/kg	
106-93-4	1,2-Dibromoethane	ND	1.0	0.44	ug/kg	
95-50-1	1,2-Dichlorobenzene	ND	1.0	0.57	ug/kg	
541-73-1	1,3-Dichlorobenzene	ND	1.0	0.52	ug/kg	
106-46-7	1,4-Dichlorobenzene	ND	1.0	0.52	ug/kg	
75-71-8	Dichlorodifluoromethane	ND	5.2	0.76	ug/kg	
75-34-3	1,1-Dichloroethane	ND	1.0	0.52	ug/kg	
107-06-2	1,2-Dichloroethane	ND	1.0	0.49	ug/kg	
75-35-4	1,1-Dichloroethene	ND	1.0	0.69	ug/kg	
156-59-2	cis-1,2-Dichloroethene	ND	1.0	0.88	ug/kg	
156-60-5	trans-1,2-Dichloroethene	ND	1.0	0.64	ug/kg	
78-87-5	1,2-Dichloropropane	ND	2.1	0.50	ug/kg	
10061-01-5	cis-1,3-Dichloropropene	ND	2.1	0.50	ug/kg	
10061-02-6	trans-1,3-Dichloropropene	ND	2.1	0.48	ug/kg	
100-41-4	Ethylbenzene	ND	1.0	0.47	ug/kg	
76-13-1	Freon 113	ND	5.2	2.8	ug/kg	
591-78-6	2-Hexanone	ND	5.2	2.2	ug/kg	

ND = Not detected MDL = Method Detection Limit
RL = Reporting Limit
E = Indicates value exceeds calibration range

J = Indicates an estimated value
B = Indicates analyte found in associated method blank
N = Indicates presumptive evidence of a compound

Report of Analysis

Client Sample ID:	TT-SB-36-6.0-8.0		
Lab Sample ID:	JD36115-3	**Date Sampled:**	12/03/21
Matrix:	SO - Soil	**Date Received:**	12/03/21
Method:	SW846 8260D SW846 5035	**Percent Solids:**	93.6
Project:	2nd Avenue and 33-39th Street, Brooklyn, NY		

VOA TCL List

CAS No.	Compound	Result	RL	MDL	Units	Q
98-82-8	Isopropylbenzene	ND	2.1	1.5	ug/kg	
79-20-9	Methyl Acetate	ND	5.2	1.5	ug/kg	
108-87-2	Methylcyclohexane	ND	2.1	0.92	ug/kg	
1634-04-4	Methyl Tert Butyl Ether	ND	1.0	0.49	ug/kg	
108-10-1	4-Methyl-2-pentanone(MIBK)	ND	5.2	2.4	ug/kg	
75-09-2	Methylene chloride	ND	5.2	2.7	ug/kg	
100-42-5	Styrene	ND	2.1	0.42	ug/kg	
79-34-5	1,1,2,2-Tetrachloroethane	ND	2.1	0.63	ug/kg	
127-18-4	Tetrachloroethene	ND	2.1	0.61	ug/kg	
108-88-3	Toluene	ND	1.0	0.55	ug/kg	
87-61-6	1,2,3-Trichlorobenzene	ND	5.2	2.6	ug/kg	
120-82-1	1,2,4-Trichlorobenzene	ND	5.2	2.6	ug/kg	
71-55-6	1,1,1-Trichloroethane	ND	2.1	0.51	ug/kg	
79-00-5	1,1,2-Trichloroethane	ND	2.1	0.58	ug/kg	
79-01-6	Trichloroethene	ND	1.0	0.80	ug/kg	
75-69-4	Trichlorofluoromethane	ND	5.2	0.72	ug/kg	
75-01-4	Vinyl chloride	ND	2.1	0.50	ug/kg	
	m,p-Xylene	ND	1.0	0.94	ug/kg	
95-47-6	o-Xylene	ND	1.0	0.48	ug/kg	
1330-20-7	Xylene (total)	ND	1.0	0.48	ug/kg	

CAS No.	Surrogate Recoveries	Run# 1	Run# 2	Limits
1868-53-7	Dibromofluoromethane	106%		72-130%
17060-07-0	1,2-Dichloroethane-D4	109%		75-131%
2037-26-5	Toluene-D8	88%		81-121%
460-00-4	4-Bromofluorobenzene	94%		60-141%

CAS No.	Tentatively Identified Compounds	R.T.	Est. Conc.	Units	Q
	Total TIC, Volatile		0	ug/kg	

ND = Not detected MDL = Method Detection Limit
RL = Reporting Limit
E = Indicates value exceeds calibration range

J = Indicates an estimated value
B = Indicates analyte found in associated method blank
N = Indicates presumptive evidence of a compound

Report of Analysis

Client Sample ID:	TT-SB-36-6.0-8.0		
Lab Sample ID:	JD36115-3	**Date Sampled:**	12/03/21
Matrix:	SO - Soil	**Date Received:**	12/03/21
Method:	SW846 8270E SW846 3546	**Percent Solids:**	93.6
Project:	2nd Avenue and 33-39th Street, Brooklyn, NY		

	File ID	DF	Analyzed	By	Prep Date	Prep Batch	Analytical Batch
Run #1	M176873.D	1	12/08/21 15:46	KLS	12/07/21 10:45	OP36963	EM7603
Run #2							

	Initial Weight	Final Volume
Run #1	30.5 g	1.0 ml
Run #2		

ABN TCL List (SOM0 2.0)

CAS No.	Compound	Result	RL	MDL	Units	Q
95-57-8	2-Chlorophenol	ND	70	17	ug/kg	
59-50-7	4-Chloro-3-methyl phenol	ND	180	21	ug/kg	
120-83-2	2,4-Dichlorophenol	ND	180	30	ug/kg	
105-67-9	2,4-Dimethylphenol	ND	180	62	ug/kg	
51-28-5	2,4-Dinitrophenol [a]	ND	180	130	ug/kg	
534-52-1	4,6-Dinitro-o-cresol [a]	ND	180	37	ug/kg	
95-48-7	2-Methylphenol	ND	70	22	ug/kg	
	3&4-Methylphenol	ND	70	29	ug/kg	
88-75-5	2-Nitrophenol [a]	ND	180	23	ug/kg	
100-02-7	4-Nitrophenol	ND	350	94	ug/kg	
87-86-5	Pentachlorophenol	ND	140	33	ug/kg	
108-95-2	Phenol	ND	70	18	ug/kg	
58-90-2	2,3,4,6-Tetrachlorophenol [a]	ND	180	23	ug/kg	
95-95-4	2,4,5-Trichlorophenol	ND	180	26	ug/kg	
88-06-2	2,4,6-Trichlorophenol	ND	180	21	ug/kg	
83-32-9	Acenaphthene	ND	35	12	ug/kg	
208-96-8	Acenaphthylene	ND	35	18	ug/kg	
98-86-2	Acetophenone [a]	ND	180	7.5	ug/kg	
120-12-7	Anthracene	ND	35	21	ug/kg	
1912-24-9	Atrazine [a]	ND	70	15	ug/kg	
56-55-3	Benzo(a)anthracene	36.7	35	9.9	ug/kg	
50-32-8	Benzo(a)pyrene	36.4	35	16	ug/kg	
205-99-2	Benzo(b)fluoranthene	39.5	35	15	ug/kg	
191-24-2	Benzo(g,h,i)perylene	21.6	35	18	ug/kg	J
207-08-9	Benzo(k)fluoranthene	17.7	35	16	ug/kg	J
101-55-3	4-Bromophenyl phenyl ether	ND	70	14	ug/kg	
85-68-7	Butyl benzyl phthalate	ND	70	8.5	ug/kg	
92-52-4	1,1'-Biphenyl	ND	70	4.8	ug/kg	
100-52-7	Benzaldehyde	ND	180	8.7	ug/kg	
91-58-7	2-Chloronaphthalene	ND	70	8.3	ug/kg	
106-47-8	4-Chloroaniline	ND	180	13	ug/kg	
86-74-8	Carbazole	ND	70	5.1	ug/kg	

ND = Not detected MDL = Method Detection Limit
RL = Reporting Limit
E = Indicates value exceeds calibration range

J = Indicates an estimated value
B = Indicates analyte found in associated method blank
N = Indicates presumptive evidence of a compound

Report of Analysis

Client Sample ID:	TT-SB-36-6.0-8.0		
Lab Sample ID:	JD36115-3	**Date Sampled:**	12/03/21
Matrix:	SO - Soil	**Date Received:**	12/03/21
Method:	SW846 8270E SW846 3546	**Percent Solids:**	93.6
Project:	2nd Avenue and 33-39th Street, Brooklyn, NY		

ABN TCL List (SOM0 2.0)

CAS No.	Compound	Result	RL	MDL	Units	Q
105-60-2	Caprolactam [a]	ND	70	14	ug/kg	
218-01-9	Chrysene	34.2	35	11	ug/kg	J
111-91-1	bis(2-Chloroethoxy)methane	ND	70	7.5	ug/kg	
111-44-4	bis(2-Chloroethyl)ether	ND	70	15	ug/kg	
108-60-1	2,2'-Oxybis(1-chloropropane)	ND	70	13	ug/kg	
7005-72-3	4-Chlorophenyl phenyl ether	ND	70	11	ug/kg	
121-14-2	2,4-Dinitrotoluene [a]	ND	35	11	ug/kg	
606-20-2	2,6-Dinitrotoluene	ND	35	18	ug/kg	
91-94-1	3,3'-Dichlorobenzidine	ND	70	29	ug/kg	
123-91-1	1,4-Dioxane	ND	35	23	ug/kg	
53-70-3	Dibenzo(a,h)anthracene	ND	35	15	ug/kg	
132-64-9	Dibenzofuran	ND	70	14	ug/kg	
84-74-2	Di-n-butyl phthalate	21.1	70	5.7	ug/kg	JB
117-84-0	Di-n-octyl phthalate	ND	70	8.7	ug/kg	
84-66-2	Diethyl phthalate	ND	70	7.5	ug/kg	
131-11-3	Dimethyl phthalate	ND	70	6.2	ug/kg	
117-81-7	bis(2-Ethylhexyl)phthalate	50.9	70	8.2	ug/kg	J
206-44-0	Fluoranthene	57.2	35	16	ug/kg	
86-73-7	Fluorene	ND	35	16	ug/kg	
118-74-1	Hexachlorobenzene	ND	70	8.9	ug/kg	
87-68-3	Hexachlorobutadiene	ND	35	14	ug/kg	
77-47-4	Hexachlorocyclopentadiene [a]	ND	350	14	ug/kg	
67-72-1	Hexachloroethane	ND	180	17	ug/kg	
193-39-5	Indeno(1,2,3-cd)pyrene	23.8	35	16	ug/kg	J
78-59-1	Isophorone	ND	70	7.5	ug/kg	
91-57-6	2-Methylnaphthalene	ND	35	7.9	ug/kg	
88-74-4	2-Nitroaniline [a]	ND	180	8.3	ug/kg	
99-09-2	3-Nitroaniline	ND	180	8.8	ug/kg	
100-01-6	4-Nitroaniline	ND	180	9.1	ug/kg	
91-20-3	Naphthalene	ND	35	9.9	ug/kg	
98-95-3	Nitrobenzene	ND	70	14	ug/kg	
621-64-7	N-Nitroso-di-n-propylamine [a]	ND	70	10	ug/kg	
86-30-6	N-Nitrosodiphenylamine	ND	180	13	ug/kg	
85-01-8	Phenanthrene	16.2	35	12	ug/kg	J
129-00-0	Pyrene	61.6	35	11	ug/kg	
95-94-3	1,2,4,5-Tetrachlorobenzene	ND	180	8.9	ug/kg	

CAS No.	Surrogate Recoveries	Run# 1	Run# 2	Limits
367-12-4	2-Fluorophenol	52%		10-109%

ND = Not detected MDL = Method Detection Limit
RL = Reporting Limit
E = Indicates value exceeds calibration range

J = Indicates an estimated value
B = Indicates analyte found in associated method blank
N = Indicates presumptive evidence of a compound

Report of Analysis

Client Sample ID:	TT-SB-36-6.0-8.0		
Lab Sample ID:	JD36115-3	**Date Sampled:**	12/03/21
Matrix:	SO - Soil	**Date Received:**	12/03/21
Method:	SW846 8270E SW846 3546	**Percent Solids:**	93.6
Project:	2nd Avenue and 33-39th Street, Brooklyn, NY		

ABN TCL List (SOM0 2.0)

CAS No.	Surrogate Recoveries	Run# 1	Run# 2	Limits
4165-62-2	Phenol-d5	59%		10-105%
118-79-6	2,4,6-Tribromophenol	91%		10-135%
4165-60-0	Nitrobenzene-d5	73%		10-119%
321-60-8	2-Fluorobiphenyl	66%		18-112%
1718-51-0	Terphenyl-d14	70%		18-125%

CAS No.	Tentatively Identified Compounds	R.T.	Est. Conc.	Units	Q
	system artifact	3.21	200	ug/kg	J
	system artifact/aldol-condensation	3.28	2300	ug/kg	J
301-02-0	9-Octadecenamide, (Z)-	14.91	180	ug/kg	JN
	Total TIC, Semi-Volatile		180	ug/kg	J

(a) Associated CCV outside of control limits high, sample was ND.

ND = Not detected MDL = Method Detection Limit
RL = Reporting Limit
E = Indicates value exceeds calibration range

J = Indicates an estimated value
B = Indicates analyte found in associated method blank
N = Indicates presumptive evidence of a compound

Report of Analysis

Client Sample ID:	TT-SB-36-6.0-8.0		
Lab Sample ID:	JD36115-3	**Date Sampled:**	12/03/21
Matrix:	SO - Soil	**Date Received:**	12/03/21
Method:	SW846 8270E BY SIM SW846 3546	**Percent Solids:**	93.6
Project:	2nd Avenue and 33-39th Street, Brooklyn, NY		

	File ID	DF	Analyzed	By	Prep Date	Prep Batch	Analytical Batch
Run #1	4M105333.D	1	12/21/21 05:44	CS	12/07/21 10:45	OP36963A	E4M4893
Run #2							

	Initial Weight	Final Volume
Run #1	30.5 g	1.0 ml
Run #2		

CAS No.	Compound	Result	RL	MDL	Units	Q
123-91-1	1,4-Dioxane	ND	3.5	1.8	ug/kg	

CAS No.	Surrogate Recoveries	Run# 1	Run# 2	Limits
4165-60-0	Nitrobenzene-d5	74%		10-107%
321-60-8	2-Fluorobiphenyl	69%		17-91%
1718-51-0	Terphenyl-d14	74%		17-105%

ND = Not detected MDL = Method Detection Limit J = Indicates an estimated value
RL = Reporting Limit B = Indicates analyte found in associated method blank
E = Indicates value exceeds calibration range N = Indicates presumptive evidence of a compound

Report of Analysis

Client Sample ID:	TT-SB-36-6.0-8.0		
Lab Sample ID:	JD36115-3	**Date Sampled:**	12/03/21
Matrix:	SO - Soil	**Date Received:**	12/03/21
Method:	SW846 8151A SW846 3546	**Percent Solids:**	93.6
Project:	2nd Avenue and 33-39th Street, Brooklyn, NY		

	File ID	DF	Analyzed	By	Prep Date	Prep Batch	Analytical Batch
Run #1	OA155543.D	1	12/10/21 12:33	RK	12/07/21 10:55	OP36933	GOA5500
Run #2							

	Initial Weight	Final Volume
Run #1	16.6 g	5.0 ml
Run #2		

Herbicide List

CAS No.	Compound	Result	RL	MDL	Units	Q
94-75-7	2,4-D	ND	16	7.2	ug/kg	
93-72-1	2,4,5-TP (Silvex)	ND	3.2	1.8	ug/kg	
93-76-5	2,4,5-T	ND	3.2	1.6	ug/kg	

CAS No.	Surrogate Recoveries	Run# 1	Run# 2	Limits
19719-28-9	2,4-DCAA	24%		10-125%
19719-28-9	2,4-DCAA	22%		10-125%

ND = Not detected MDL = Method Detection Limit
RL = Reporting Limit
E = Indicates value exceeds calibration range

J = Indicates an estimated value
B = Indicates analyte found in associated method blank
N = Indicates presumptive evidence of a compound

Report of Analysis

Client Sample ID:	TT-SB-36-6.0-8.0		
Lab Sample ID:	JD36115-3	**Date Sampled:**	12/03/21
Matrix:	SO - Soil	**Date Received:**	12/03/21
Method:	SW846 8081B SW846 3546	**Percent Solids:**	93.6
Project:	2nd Avenue and 33-39th Street, Brooklyn, NY		

	File ID	DF	Analyzed	By	Prep Date	Prep Batch	Analytical Batch
Run #1	4G9723475.D	1	12/10/21 10:21	CP	12/07/21 11:25	OP36973	G4G3679
Run #2							

	Initial Weight	Final Volume
Run #1	15.4 g	10.0 ml
Run #2		

Pesticide TCL List

CAS No.	Compound	Result	RL	MDL	Units	Q
309-00-2	Aldrin	ND	0.69	0.57	ug/kg	
319-84-6	alpha-BHC	ND	0.69	0.56	ug/kg	
319-85-7	beta-BHC	ND	0.69	0.63	ug/kg	
319-86-8	delta-BHC	ND	0.69	0.67	ug/kg	
58-89-9	gamma-BHC (Lindane)	ND	0.69	0.51	ug/kg	
5103-71-9	alpha-Chlordane	ND	0.69	0.56	ug/kg	
5103-74-2	gamma-Chlordane	ND	0.69	0.31	ug/kg	
60-57-1	Dieldrin	ND	0.69	0.48	ug/kg	
72-54-8	4,4'-DDD	ND	0.69	0.64	ug/kg	
72-55-9	4,4'-DDE	ND	0.69	0.61	ug/kg	
50-29-3	4,4'-DDT	ND	0.69	0.61	ug/kg	
72-20-8	Endrin	ND	0.69	0.54	ug/kg	
1031-07-8	Endosulfan sulfate	ND	0.69	0.54	ug/kg	
7421-93-4	Endrin aldehyde	ND	0.69	0.39	ug/kg	
959-98-8	Endosulfan-I	ND	0.69	0.40	ug/kg	
33213-65-9	Endosulfan-II	ND	0.69	0.43	ug/kg	
76-44-8	Heptachlor	ND	0.69	0.60	ug/kg	
1024-57-3	Heptachlor epoxide	ND	0.69	0.49	ug/kg	
72-43-5	Methoxychlor	ND	1.4	0.55	ug/kg	
53494-70-5	Endrin ketone	ND	0.69	0.50	ug/kg	
8001-35-2	Toxaphene	ND	17	16	ug/kg	

CAS No.	Surrogate Recoveries	Run# 1	Run# 2	Limits
877-09-8	Tetrachloro-m-xylene	57%		14-145%
877-09-8	Tetrachloro-m-xylene	63%		14-145%
2051-24-3	Decachlorobiphenyl	40%		10-197%
2051-24-3	Decachlorobiphenyl	50%		10-197%

ND = Not detected MDL = Method Detection Limit
RL = Reporting Limit
E = Indicates value exceeds calibration range

J = Indicates an estimated value
B = Indicates analyte found in associated method blank
N = Indicates presumptive evidence of a compound

Report of Analysis

Client Sample ID:	TT-SB-36-6.0-8.0		
Lab Sample ID:	JD36115-3	**Date Sampled:**	12/03/21
Matrix:	SO - Soil	**Date Received:**	12/03/21
Method:	SW846 8082A SW846 3546	**Percent Solids:**	93.6
Project:	2nd Avenue and 33-39th Street, Brooklyn, NY		

	File ID	DF	Analyzed	By	Prep Date	Prep Batch	Analytical Batch
Run #1	RK7204.D	1	12/10/21 10:22	RK	12/07/21 11:25	OP36974	GRK186
Run #2							

	Initial Weight	Final Volume
Run #1	15.4 g	10.0 ml
Run #2		

PCB List

CAS No.	Compound	Result	RL	MDL	Units	Q
12674-11-2	Aroclor 1016	ND	35	16	ug/kg	
11104-28-2	Aroclor 1221	ND	35	22	ug/kg	
11141-16-5	Aroclor 1232	ND	35	22	ug/kg	
53469-21-9	Aroclor 1242	ND	35	14	ug/kg	
12672-29-6	Aroclor 1248	ND	35	31	ug/kg	
11097-69-1	Aroclor 1254	ND	35	19	ug/kg	
11096-82-5	Aroclor 1260	ND	35	15	ug/kg	
11100-14-4	Aroclor 1268	ND	35	15	ug/kg	
37324-23-5	Aroclor 1262	ND	35	23	ug/kg	

CAS No.	Surrogate Recoveries	Run# 1	Run# 2	Limits
877-09-8	Tetrachloro-m-xylene	63%		10-163%
877-09-8	Tetrachloro-m-xylene	60%		10-163%
2051-24-3	Decachlorobiphenyl	31%		10-215%
2051-24-3	Decachlorobiphenyl	90%		10-215%

ND = Not detected MDL = Method Detection Limit
RL = Reporting Limit
E = Indicates value exceeds calibration range

J = Indicates an estimated value
B = Indicates analyte found in associated method blank
N = Indicates presumptive evidence of a compound

Report of Analysis

Client Sample ID:	TT-SB-36-6.0-8.0		
Lab Sample ID:	JD36115-3	**Date Sampled:**	12/03/21
Matrix:	SO - Soil	**Date Received:**	12/03/21
		Percent Solids:	93.6
Project:	2nd Avenue and 33-39th Street, Brooklyn, NY		

Metals Analysis

Analyte	Result	RL	Units	DF	Prep	Analyzed	By	Method	Prep Method
Aluminum	2760	55	mg/kg	1	12/07/21	12/07/21	ND	SW846 6010D [2]	SW846 3050B [3]
Antimony	< 2.2	2.2	mg/kg	1	12/07/21	12/07/21	ND	SW846 6010D [2]	SW846 3050B [3]
Arsenic	3.2	2.2	mg/kg	1	12/07/21	12/07/21	ND	SW846 6010D [2]	SW846 3050B [3]
Barium	< 22	22	mg/kg	1	12/07/21	12/07/21	ND	SW846 6010D [2]	SW846 3050B [3]
Beryllium	< 0.22	0.22	mg/kg	1	12/07/21	12/07/21	ND	SW846 6010D [2]	SW846 3050B [3]
Cadmium	< 0.55	0.55	mg/kg	1	12/07/21	12/07/21	ND	SW846 6010D [2]	SW846 3050B [3]
Calcium	626	550	mg/kg	1	12/07/21	12/07/21	ND	SW846 6010D [2]	SW846 3050B [3]
Chromium	6.8	1.1	mg/kg	1	12/07/21	12/07/21	ND	SW846 6010D [2]	SW846 3050B [3]
Cobalt	< 5.5	5.5	mg/kg	1	12/07/21	12/07/21	ND	SW846 6010D [2]	SW846 3050B [3]
Copper	3.8	2.7	mg/kg	1	12/07/21	12/07/21	ND	SW846 6010D [2]	SW846 3050B [3]
Iron	8390	55	mg/kg	1	12/07/21	12/07/21	ND	SW846 6010D [2]	SW846 3050B [3]
Lead	8.7	2.2	mg/kg	1	12/07/21	12/07/21	ND	SW846 6010D [2]	SW846 3050B [3]
Magnesium	1870	550	mg/kg	1	12/07/21	12/07/21	ND	SW846 6010D [2]	SW846 3050B [3]
Manganese	97.0	1.6	mg/kg	1	12/07/21	12/07/21	ND	SW846 6010D [2]	SW846 3050B [3]
Mercury	0.075	0.030	mg/kg	1	12/07/21	12/07/21	SB	SW846 7471B [1]	SW846 7471B [4]
Nickel	14.3	4.4	mg/kg	1	12/07/21	12/07/21	ND	SW846 6010D [2]	SW846 3050B [3]
Potassium	< 1100	1100	mg/kg	1	12/07/21	12/07/21	ND	SW846 6010D [2]	SW846 3050B [3]
Selenium	< 2.2	2.2	mg/kg	1	12/07/21	12/07/21	ND	SW846 6010D [2]	SW846 3050B [3]
Silver	< 0.55	0.55	mg/kg	1	12/07/21	12/07/21	ND	SW846 6010D [2]	SW846 3050B [3]
Sodium	< 1100	1100	mg/kg	1	12/07/21	12/07/21	ND	SW846 6010D [2]	SW846 3050B [3]
Thallium	< 1.1	1.1	mg/kg	1	12/07/21	12/07/21	ND	SW846 6010D [2]	SW846 3050B [3]
Vanadium	9.3	5.5	mg/kg	1	12/07/21	12/07/21	ND	SW846 6010D [2]	SW846 3050B [3]
Zinc	18.3	5.5	mg/kg	1	12/07/21	12/07/21	ND	SW846 6010D [2]	SW846 3050B [3]

(1) Instrument QC Batch: MA51548
(2) Instrument QC Batch: MA51561
(3) Prep QC Batch: MP30201
(4) Prep QC Batch: MP30212

RL = Reporting Limit

Report of Analysis

Client Sample ID:	TT-SB-36-6.0-8.0		
Lab Sample ID:	JD36115-3	**Date Sampled:**	12/03/21
Matrix:	SO - Soil	**Date Received:**	12/03/21
		Percent Solids:	93.6
Project:	2nd Avenue and 33-39th Street, Brooklyn, NY		

General Chemistry

Analyte	Result	RL	Units	DF	Analyzed	By	Method
Cyanide	< 0.21	0.21	mg/kg	1	12/09/21 04:17	EB	SW846 9012B/LACHAT
Solids, Percent	93.6		%	1	12/05/21 15:00	BG	SM2540 G 18TH ED MOD

RL = Reporting Limit

Report of Analysis

Client Sample ID:	TT-SB-36-6.0-8.0		
Lab Sample ID:	JD36115-3A	**Date Sampled:**	12/03/21
Matrix:	SO - Soil	**Date Received:**	12/03/21
Method:	EPA 537M BY ID IN HOUSE	**Percent Solids:**	93.6
Project:	2nd Avenue and 33-39th Street, Brooklyn, NY		

	File ID	DF	Analyzed	By	Prep Date	Prep Batch	Analytical Batch
Run #1 [a]	2Q82228.D	1	12/24/21 20:13	AFL	12/15/21 08:30	F:OP88849	F:S2Q1162
Run #2							

	Initial Weight	Final Volume
Run #1	1.96 g	1.0 ml
Run #2		

PFAS List

CAS No.	Compound	Result	RL	MDL	Units	Q
PERFLUOROALKYLCARBOXYLIC ACIDS						
375-22-4	Perfluorobutanoic acid	ND	1.1	0.41	ug/kg	
2706-90-3	Perfluoropentanoic acid	ND	0.55	0.27	ug/kg	
307-24-4	Perfluorohexanoic acid	ND	0.55	0.27	ug/kg	
375-85-9	Perfluoroheptanoic acid	ND	0.55	0.27	ug/kg	
335-67-1	Perfluorooctanoic acid	ND	0.55	0.27	ug/kg	
375-95-1	Perfluorononanoic acid	ND	0.55	0.27	ug/kg	
335-76-2	Perfluorodecanoic acid	ND	0.55	0.27	ug/kg	
2058-94-8	Perfluoroundecanoic acid	ND	0.55	0.27	ug/kg	
307-55-1	Perfluorododecanoic acid	ND	0.55	0.27	ug/kg	
72629-94-8	Perfluorotridecanoic acid	ND	0.55	0.29	ug/kg	
376-06-7	Perfluorotetradecanoic acid	ND	0.55	0.27	ug/kg	
PERFLUOROALKYLSULFONIC ACIDS						
375-73-5	Perfluorobutanesulfonic acid	ND	0.55	0.27	ug/kg	
355-46-4	Perfluorohexanesulfonic acid	ND	0.55	0.27	ug/kg	
375-92-8	Perfluoroheptanesulfonic acid	ND	0.55	0.27	ug/kg	
1763-23-1	Perfluorooctanesulfonic acid	ND	0.55	0.27	ug/kg	
335-77-3	Perfluorodecanesulfonic acid	ND	0.55	0.27	ug/kg	
PERFLUOROOCTANESULFONAMIDES						
754-91-6	PFOSA	ND	0.55	0.27	ug/kg	
PERFLUOROOCTANESULFONAMIDOACETIC ACIDS						
2355-31-9	MeFOSAA	ND	1.1	0.55	ug/kg	
2991-50-6	EtFOSAA	ND	1.1	0.55	ug/kg	
FLUOROTELOMER SULFONATES						
27619-97-2	6:2 Fluorotelomer sulfonate	ND	1.1	0.27	ug/kg	
39108-34-4	8:2 Fluorotelomer sulfonate	ND	1.1	0.27	ug/kg	

ND = Not detected MDL = Method Detection Limit J = Indicates an estimated value
RL = Reporting Limit B = Indicates analyte found in associated method blank
E = Indicates value exceeds calibration range N = Indicates presumptive evidence of a compound

Report of Analysis

Client Sample ID:	TT-SB-36-6.0-8.0		
Lab Sample ID:	JD36115-3A	**Date Sampled:**	12/03/21
Matrix:	SO - Soil	**Date Received:**	12/03/21
Method:	EPA 537M BY ID IN HOUSE	**Percent Solids:**	93.6
Project:	2nd Avenue and 33-39th Street, Brooklyn, NY		

PFAS List

CAS No.	ID Standard Recoveries	Run# 1	Run# 2	Limits
	13C4-PFBA	100%		40-140%
	13C5-PFPeA	99%		50-150%
	13C5-PFHxA	99%		50-150%
	13C4-PFHpA	99%		50-150%
	13C8-PFOA	102%		50-150%
	13C9-PFNA	97%		50-150%
	13C6-PFDA	92%		50-150%
	13C7-PFUnDA	89%		40-140%
	13C2-PFDoDA	96%		40-140%
	13C2-PFTeDA	101%		30-130%
	13C3-PFBS	101%		50-150%
	13C3-PFHxS	100%		50-150%
	13C8-PFOS	100%		50-150%
	13C8-FOSA	98%		30-130%
	d3-MeFOSAA	110%		40-140%
	d5-EtFOSAA	112%		40-140%
	13C2-6:2FTS	100%		50-150%
	13C2-8:2FTS	100%		50-150%

(a) Analysis performed at SGS Orlando, FL.

ND = Not detected MDL = Method Detection Limit
RL = Reporting Limit
E = Indicates value exceeds calibration range

J = Indicates an estimated value
B = Indicates analyte found in associated method blank
N = Indicates presumptive evidence of a compound

Report of Analysis

Client Sample ID:	TT-SB-37-7.0-9.0		
Lab Sample ID:	JD36115-4	**Date Sampled:**	12/03/21
Matrix:	SO - Soil	**Date Received:**	12/03/21
Method:	SW846 8260D SW846 5035	**Percent Solids:**	95.1
Project:	2nd Avenue and 33-39th Street, Brooklyn, NY		

	File ID	DF	Analyzed	By	Prep Date	Prep Batch	Analytical Batch
Run #1	I240427.D	1	12/07/21 14:18	PS	12/03/21 12:21	n/a	VI9773
Run #2							

	Initial Weight
Run #1	5.4 g
Run #2	

VOA TCL List

CAS No.	Compound	Result	RL	MDL	Units	Q
67-64-1	Acetone	ND	9.7	4.0	ug/kg	
71-43-2	Benzene	ND	0.49	0.44	ug/kg	
74-97-5	Bromochloromethane	ND	4.9	0.55	ug/kg	
75-27-4	Bromodichloromethane	ND	1.9	0.42	ug/kg	
75-25-2	Bromoform	ND	4.9	1.3	ug/kg	
74-83-9	Bromomethane	ND	4.9	0.74	ug/kg	
78-93-3	2-Butanone (MEK)	ND	9.7	2.4	ug/kg	
75-15-0	Carbon disulfide	ND	1.9	0.52	ug/kg	
56-23-5	Carbon tetrachloride	ND	1.9	0.60	ug/kg	
108-90-7	Chlorobenzene	ND	1.9	0.45	ug/kg	
75-00-3	Chloroethane	ND	4.9	0.58	ug/kg	
67-66-3	Chloroform	ND	1.9	0.51	ug/kg	
74-87-3	Chloromethane	ND	4.9	1.9	ug/kg	
110-82-7	Cyclohexane	ND	1.9	0.64	ug/kg	
96-12-8	1,2-Dibromo-3-chloropropane	ND	1.9	0.68	ug/kg	
124-48-1	Dibromochloromethane	ND	1.9	0.55	ug/kg	
106-93-4	1,2-Dibromoethane	ND	0.97	0.41	ug/kg	
95-50-1	1,2-Dichlorobenzene	ND	0.97	0.53	ug/kg	
541-73-1	1,3-Dichlorobenzene	ND	0.97	0.48	ug/kg	
106-46-7	1,4-Dichlorobenzene	ND	0.97	0.48	ug/kg	
75-71-8	Dichlorodifluoromethane	ND	4.9	0.71	ug/kg	
75-34-3	1,1-Dichloroethane	ND	0.97	0.48	ug/kg	
107-06-2	1,2-Dichloroethane	ND	0.97	0.46	ug/kg	
75-35-4	1,1-Dichloroethene	ND	0.97	0.64	ug/kg	
156-59-2	cis-1,2-Dichloroethene	ND	0.97	0.82	ug/kg	
156-60-5	trans-1,2-Dichloroethene	ND	0.97	0.59	ug/kg	
78-87-5	1,2-Dichloropropane	ND	1.9	0.46	ug/kg	
10061-01-5	cis-1,3-Dichloropropene	ND	1.9	0.46	ug/kg	
10061-02-6	trans-1,3-Dichloropropene	ND	1.9	0.44	ug/kg	
100-41-4	Ethylbenzene	ND	0.97	0.44	ug/kg	
76-13-1	Freon 113	ND	4.9	2.6	ug/kg	
591-78-6	2-Hexanone	ND	4.9	2.1	ug/kg	

ND = Not detected MDL = Method Detection Limit
RL = Reporting Limit
E = Indicates value exceeds calibration range

J = Indicates an estimated value
B = Indicates analyte found in associated method blank
N = Indicates presumptive evidence of a compound

Report of Analysis

Client Sample ID:	TT-SB-37-7.0-9.0		
Lab Sample ID:	JD36115-4	**Date Sampled:**	12/03/21
Matrix:	SO - Soil	**Date Received:**	12/03/21
Method:	SW846 8260D SW846 5035	**Percent Solids:**	95.1
Project:	2nd Avenue and 33-39th Street, Brooklyn, NY		

VOA TCL List

CAS No.	Compound	Result	RL	MDL	Units	Q
98-82-8	Isopropylbenzene	ND	1.9	1.4	ug/kg	
79-20-9	Methyl Acetate	ND	4.9	1.4	ug/kg	
108-87-2	Methylcyclohexane	ND	1.9	0.85	ug/kg	
1634-04-4	Methyl Tert Butyl Ether	ND	0.97	0.46	ug/kg	
108-10-1	4-Methyl-2-pentanone(MIBK)	ND	4.9	2.2	ug/kg	
75-09-2	Methylene chloride	3.2	4.9	2.5	ug/kg	J
100-42-5	Styrene	ND	1.9	0.39	ug/kg	
79-34-5	1,1,2,2-Tetrachloroethane	ND	1.9	0.58	ug/kg	
127-18-4	Tetrachloroethene	ND	1.9	0.56	ug/kg	
108-88-3	Toluene	ND	0.97	0.51	ug/kg	
87-61-6	1,2,3-Trichlorobenzene	ND	4.9	2.4	ug/kg	
120-82-1	1,2,4-Trichlorobenzene	ND	4.9	2.4	ug/kg	
71-55-6	1,1,1-Trichloroethane	ND	1.9	0.47	ug/kg	
79-00-5	1,1,2-Trichloroethane	ND	1.9	0.54	ug/kg	
79-01-6	Trichloroethene	ND	0.97	0.74	ug/kg	
75-69-4	Trichlorofluoromethane	ND	4.9	0.67	ug/kg	
75-01-4	Vinyl chloride	ND	1.9	0.47	ug/kg	
	m,p-Xylene	ND	0.97	0.87	ug/kg	
95-47-6	o-Xylene	ND	0.97	0.45	ug/kg	
1330-20-7	Xylene (total)	ND	0.97	0.45	ug/kg	

CAS No.	Surrogate Recoveries	Run# 1	Run# 2	Limits
1868-53-7	Dibromofluoromethane	106%		72-130%
17060-07-0	1,2-Dichloroethane-D4	106%		75-131%
2037-26-5	Toluene-D8	86%		81-121%
460-00-4	4-Bromofluorobenzene	95%		60-141%

CAS No.	Tentatively Identified Compounds	R.T.	Est. Conc.	Units	Q
	Total TIC, Volatile		0	ug/kg	

ND = Not detected MDL = Method Detection Limit
RL = Reporting Limit
E = Indicates value exceeds calibration range

J = Indicates an estimated value
B = Indicates analyte found in associated method blank
N = Indicates presumptive evidence of a compound

Report of Analysis

Client Sample ID:	TT-SB-37-7.0-9.0		
Lab Sample ID:	JD36115-4	**Date Sampled:**	12/03/21
Matrix:	SO - Soil	**Date Received:**	12/03/21
Method:	SW846 8270E SW846 3546	**Percent Solids:**	95.1
Project:	2nd Avenue and 33-39th Street, Brooklyn, NY		

	File ID	DF	Analyzed	By	Prep Date	Prep Batch	Analytical Batch
Run #1	M176874.D	1	12/08/21 16:15	KLS	12/07/21 10:45	OP36963	EM7603
Run #2							

	Initial Weight	Final Volume
Run #1	30.5 g	1.0 ml
Run #2		

ABN TCL List (SOM0 2.0)

CAS No.	Compound	Result	RL	MDL	Units	Q
95-57-8	2-Chlorophenol	ND	69	17	ug/kg	
59-50-7	4-Chloro-3-methyl phenol	ND	170	21	ug/kg	
120-83-2	2,4-Dichlorophenol	ND	170	29	ug/kg	
105-67-9	2,4-Dimethylphenol	ND	170	61	ug/kg	
51-28-5	2,4-Dinitrophenol [a]	ND	170	130	ug/kg	
534-52-1	4,6-Dinitro-o-cresol [a]	ND	170	37	ug/kg	
95-48-7	2-Methylphenol	ND	69	22	ug/kg	
	3&4-Methylphenol	ND	69	28	ug/kg	
88-75-5	2-Nitrophenol [a]	ND	170	23	ug/kg	
100-02-7	4-Nitrophenol	ND	340	92	ug/kg	
87-86-5	Pentachlorophenol	ND	140	32	ug/kg	
108-95-2	Phenol	ND	69	18	ug/kg	
58-90-2	2,3,4,6-Tetrachlorophenol [a]	ND	170	23	ug/kg	
95-95-4	2,4,5-Trichlorophenol	ND	170	26	ug/kg	
88-06-2	2,4,6-Trichlorophenol	ND	170	21	ug/kg	
83-32-9	Acenaphthene	ND	34	12	ug/kg	
208-96-8	Acenaphthylene	ND	34	18	ug/kg	
98-86-2	Acetophenone [a]	ND	170	7.4	ug/kg	
120-12-7	Anthracene	ND	34	21	ug/kg	
1912-24-9	Atrazine [a]	ND	69	15	ug/kg	
56-55-3	Benzo(a)anthracene	37.5	34	9.8	ug/kg	
50-32-8	Benzo(a)pyrene	35.2	34	16	ug/kg	
205-99-2	Benzo(b)fluoranthene	39.3	34	15	ug/kg	
191-24-2	Benzo(g,h,i)perylene	21.9	34	17	ug/kg	J
207-08-9	Benzo(k)fluoranthene	ND	34	16	ug/kg	
101-55-3	4-Bromophenyl phenyl ether	ND	69	13	ug/kg	
85-68-7	Butyl benzyl phthalate	ND	69	8.4	ug/kg	
92-52-4	1,1'-Biphenyl	ND	69	4.7	ug/kg	
100-52-7	Benzaldehyde	ND	170	8.6	ug/kg	
91-58-7	2-Chloronaphthalene	ND	69	8.2	ug/kg	
106-47-8	4-Chloroaniline	ND	170	12	ug/kg	
86-74-8	Carbazole	ND	69	5.0	ug/kg	

ND = Not detected MDL = Method Detection Limit
RL = Reporting Limit
E = Indicates value exceeds calibration range

J = Indicates an estimated value
B = Indicates analyte found in associated method blank
N = Indicates presumptive evidence of a compound

Report of Analysis

Client Sample ID:	TT-SB-37-7.0-9.0		
Lab Sample ID:	JD36115-4	**Date Sampled:**	12/03/21
Matrix:	SO - Soil	**Date Received:**	12/03/21
Method:	SW846 8270E SW846 3546	**Percent Solids:**	95.1
Project:	2nd Avenue and 33-39th Street, Brooklyn, NY		

ABN TCL List (SOM0 2.0)

CAS No.	Compound	Result	RL	MDL	Units	Q
105-60-2	Caprolactam [a]	ND	69	14	ug/kg	
218-01-9	Chrysene	29.9	34	11	ug/kg	J
111-91-1	bis(2-Chloroethoxy)methane	ND	69	7.4	ug/kg	
111-44-4	bis(2-Chloroethyl)ether	ND	69	15	ug/kg	
108-60-1	2,2'-Oxybis(1-chloropropane)	ND	69	12	ug/kg	
7005-72-3	4-Chlorophenyl phenyl ether	ND	69	11	ug/kg	
121-14-2	2,4-Dinitrotoluene [a]	ND	34	11	ug/kg	
606-20-2	2,6-Dinitrotoluene	ND	34	17	ug/kg	
91-94-1	3,3'-Dichlorobenzidine	ND	69	29	ug/kg	
123-91-1	1,4-Dioxane	ND	34	23	ug/kg	
53-70-3	Dibenzo(a,h)anthracene	ND	34	15	ug/kg	
132-64-9	Dibenzofuran	ND	69	14	ug/kg	
84-74-2	Di-n-butyl phthalate	42.5	69	5.6	ug/kg	JB
117-84-0	Di-n-octyl phthalate	ND	69	8.6	ug/kg	
84-66-2	Diethyl phthalate	ND	69	7.3	ug/kg	
131-11-3	Dimethyl phthalate	ND	69	6.1	ug/kg	
117-81-7	bis(2-Ethylhexyl)phthalate	39.8	69	8.1	ug/kg	J
206-44-0	Fluoranthene	53.4	34	15	ug/kg	
86-73-7	Fluorene	ND	34	16	ug/kg	
118-74-1	Hexachlorobenzene	ND	69	8.7	ug/kg	
87-68-3	Hexachlorobutadiene	ND	34	14	ug/kg	
77-47-4	Hexachlorocyclopentadiene [a]	ND	340	14	ug/kg	
67-72-1	Hexachloroethane	ND	170	17	ug/kg	
193-39-5	Indeno(1,2,3-cd)pyrene	23.6	34	16	ug/kg	J
78-59-1	Isophorone	ND	69	7.4	ug/kg	
91-57-6	2-Methylnaphthalene	ND	34	7.8	ug/kg	
88-74-4	2-Nitroaniline [a]	ND	170	8.1	ug/kg	
99-09-2	3-Nitroaniline	ND	170	8.6	ug/kg	
100-01-6	4-Nitroaniline	ND	170	8.9	ug/kg	
91-20-3	Naphthalene	ND	34	9.7	ug/kg	
98-95-3	Nitrobenzene	ND	69	13	ug/kg	
621-64-7	N-Nitroso-di-n-propylamine [a]	ND	69	10	ug/kg	
86-30-6	N-Nitrosodiphenylamine	ND	170	13	ug/kg	
85-01-8	Phenanthrene	24.8	34	12	ug/kg	J
129-00-0	Pyrene	54.8	34	11	ug/kg	
95-94-3	1,2,4,5-Tetrachlorobenzene	ND	170	8.8	ug/kg	

CAS No.	Surrogate Recoveries	Run# 1	Run# 2	Limits
367-12-4	2-Fluorophenol	44%		10-109%

ND = Not detected MDL = Method Detection Limit
RL = Reporting Limit
E = Indicates value exceeds calibration range

J = Indicates an estimated value
B = Indicates analyte found in associated method blank
N = Indicates presumptive evidence of a compound

Report of Analysis

Client Sample ID:	TT-SB-37-7.0-9.0		
Lab Sample ID:	JD36115-4	**Date Sampled:**	12/03/21
Matrix:	SO - Soil	**Date Received:**	12/03/21
Method:	SW846 8270E SW846 3546	**Percent Solids:**	95.1
Project:	2nd Avenue and 33-39th Street, Brooklyn, NY		

ABN TCL List (SOM0 2.0)

CAS No.	Surrogate Recoveries	Run# 1	Run# 2	Limits
4165-62-2	Phenol-d5	47%		10-105%
118-79-6	2,4,6-Tribromophenol	81%		10-135%
4165-60-0	Nitrobenzene-d5	57%		10-119%
321-60-8	2-Fluorobiphenyl	54%		18-112%
1718-51-0	Terphenyl-d14	58%		18-125%

CAS No.	Tentatively Identified Compounds	R.T.	Est. Conc.	Units	Q
	system artifact	3.21	140	ug/kg	J
	system artifact/aldol-condensation	3.27	250	ug/kg	J
301-02-0	9-Octadecenamide, (Z)-	14.91	220	ug/kg	JN
	Total TIC, Semi-Volatile		220	ug/kg	J

(a) Associated CCV outside of control limits high, sample was ND.

ND = Not detected MDL = Method Detection Limit
RL = Reporting Limit
E = Indicates value exceeds calibration range

J = Indicates an estimated value
B = Indicates analyte found in associated method blank
N = Indicates presumptive evidence of a compound

Report of Analysis

Client Sample ID:	TT-SB-37-7.0-9.0		
Lab Sample ID:	JD36115-4	**Date Sampled:**	12/03/21
Matrix:	SO - Soil	**Date Received:**	12/03/21
Method:	SW846 8270E BY SIM SW846 3546	**Percent Solids:**	95.1
Project:	2nd Avenue and 33-39th Street, Brooklyn, NY		

	File ID	DF	Analyzed	By	Prep Date	Prep Batch	Analytical Batch
Run #1	4M105334.D	1	12/21/21 06:04	CS	12/07/21 10:45	OP36963A	E4M4893
Run #2							

	Initial Weight	Final Volume
Run #1	30.5 g	1.0 ml
Run #2		

CAS No.	Compound	Result	RL	MDL	Units	Q
123-91-1	1,4-Dioxane	ND	3.4	1.7	ug/kg	

CAS No.	Surrogate Recoveries	Run# 1	Run# 2	Limits
4165-60-0	Nitrobenzene-d5	60%		10-107%
321-60-8	2-Fluorobiphenyl	56%		17-91%
1718-51-0	Terphenyl-d14	61%		17-105%

ND = Not detected MDL = Method Detection Limit J = Indicates an estimated value
RL = Reporting Limit B = Indicates analyte found in associated method blank
E = Indicates value exceeds calibration range N = Indicates presumptive evidence of a compound

Report of Analysis

Client Sample ID:	TT-SB-37-7.0-9.0		
Lab Sample ID:	JD36115-4	**Date Sampled:**	12/03/21
Matrix:	SO - Soil	**Date Received:**	12/03/21
Method:	SW846 8151A SW846 3546	**Percent Solids:**	95.1
Project:	2nd Avenue and 33-39th Street, Brooklyn, NY		

	File ID	DF	Analyzed	By	Prep Date	Prep Batch	Analytical Batch
Run #1	OA155544.D	1	12/10/21 13:01	RK	12/07/21 10:55	OP36933	GOA5500
Run #2							

	Initial Weight	Final Volume
Run #1	15.6 g	5.0 ml
Run #2		

Herbicide List

CAS No.	Compound	Result	RL	MDL	Units	Q
94-75-7	2,4-D	ND	17	7.5	ug/kg	
93-72-1	2,4,5-TP (Silvex)	ND	3.4	1.9	ug/kg	
93-76-5	2,4,5-T	ND	3.4	1.7	ug/kg	

CAS No.	Surrogate Recoveries	Run# 1	Run# 2	Limits
19719-28-9	2,4-DCAA	35%		10-125%
19719-28-9	2,4-DCAA	31%		10-125%

ND = Not detected MDL = Method Detection Limit
RL = Reporting Limit
E = Indicates value exceeds calibration range

J = Indicates an estimated value
B = Indicates analyte found in associated method blank
N = Indicates presumptive evidence of a compound

Report of Analysis

Client Sample ID:	TT-SB-37-7.0-9.0		
Lab Sample ID:	JD36115-4	**Date Sampled:**	12/03/21
Matrix:	SO - Soil	**Date Received:**	12/03/21
Method:	SW846 8081B SW846 3546	**Percent Solids:**	95.1
Project:	2nd Avenue and 33-39th Street, Brooklyn, NY		

	File ID	DF	Analyzed	By	Prep Date	Prep Batch	Analytical Batch
Run #1	4G9723476.D	1	12/10/21 10:36	CP	12/07/21 11:25	OP36973	G4G3679
Run #2							

	Initial Weight	Final Volume
Run #1	16.3 g	10.0 ml
Run #2		

Pesticide TCL List

CAS No.	Compound	Result	RL	MDL	Units	Q
309-00-2	Aldrin	ND	0.65	0.53	ug/kg	
319-84-6	alpha-BHC	ND	0.65	0.52	ug/kg	
319-85-7	beta-BHC	ND	0.65	0.58	ug/kg	
319-86-8	delta-BHC	ND	0.65	0.62	ug/kg	
58-89-9	gamma-BHC (Lindane)	ND	0.65	0.48	ug/kg	
5103-71-9	alpha-Chlordane	ND	0.65	0.52	ug/kg	
5103-74-2	gamma-Chlordane	ND	0.65	0.29	ug/kg	
60-57-1	Dieldrin	ND	0.65	0.44	ug/kg	
72-54-8	4,4'-DDD	ND	0.65	0.59	ug/kg	
72-55-9	4,4'-DDE	ND	0.65	0.57	ug/kg	
50-29-3	4,4'-DDT	ND	0.65	0.57	ug/kg	
72-20-8	Endrin	ND	0.65	0.50	ug/kg	
1031-07-8	Endosulfan sulfate	ND	0.65	0.50	ug/kg	
7421-93-4	Endrin aldehyde	ND	0.65	0.37	ug/kg	
959-98-8	Endosulfan-I	ND	0.65	0.37	ug/kg	
33213-65-9	Endosulfan-II	ND	0.65	0.40	ug/kg	
76-44-8	Heptachlor	ND	0.65	0.56	ug/kg	
1024-57-3	Heptachlor epoxide	ND	0.65	0.45	ug/kg	
72-43-5	Methoxychlor	ND	1.3	0.51	ug/kg	
53494-70-5	Endrin ketone	ND	0.65	0.47	ug/kg	
8001-35-2	Toxaphene	ND	16	15	ug/kg	

CAS No.	Surrogate Recoveries	Run# 1	Run# 2	Limits
877-09-8	Tetrachloro-m-xylene	84%		14-145%
877-09-8	Tetrachloro-m-xylene	96%		14-145%
2051-24-3	Decachlorobiphenyl	56%		10-197%
2051-24-3	Decachlorobiphenyl	88%		10-197%

ND = Not detected MDL = Method Detection Limit
RL = Reporting Limit
E = Indicates value exceeds calibration range

J = Indicates an estimated value
B = Indicates analyte found in associated method blank
N = Indicates presumptive evidence of a compound

Report of Analysis

Client Sample ID:	TT-SB-37-7.0-9.0		
Lab Sample ID:	JD36115-4	**Date Sampled:**	12/03/21
Matrix:	SO - Soil	**Date Received:**	12/03/21
Method:	SW846 8082A SW846 3546	**Percent Solids:**	95.1
Project:	2nd Avenue and 33-39th Street, Brooklyn, NY		

	File ID	DF	Analyzed	By	Prep Date	Prep Batch	Analytical Batch
Run #1	RK7205.D	1	12/10/21 10:39	RK	12/07/21 11:25	OP36974	GRK186
Run #2							

	Initial Weight	Final Volume
Run #1	16.3 g	10.0 ml
Run #2		

PCB List

CAS No.	Compound	Result	RL	MDL	Units	Q
12674-11-2	Aroclor 1016	ND	32	15	ug/kg	
11104-28-2	Aroclor 1221	ND	32	20	ug/kg	
11141-16-5	Aroclor 1232	ND	32	21	ug/kg	
53469-21-9	Aroclor 1242	ND	32	13	ug/kg	
12672-29-6	Aroclor 1248	ND	32	29	ug/kg	
11097-69-1	Aroclor 1254	ND	32	17	ug/kg	
11096-82-5	Aroclor 1260	ND	32	14	ug/kg	
11100-14-4	Aroclor 1268	ND	32	14	ug/kg	
37324-23-5	Aroclor 1262	ND	32	21	ug/kg	

CAS No.	Surrogate Recoveries	Run# 1	Run# 2	Limits
877-09-8	Tetrachloro-m-xylene	90%		10-163%
877-09-8	Tetrachloro-m-xylene	85%		10-163%
2051-24-3	Decachlorobiphenyl	51%		10-215%
2051-24-3	Decachlorobiphenyl	81%		10-215%

ND = Not detected MDL = Method Detection Limit
RL = Reporting Limit
E = Indicates value exceeds calibration range

J = Indicates an estimated value
B = Indicates analyte found in associated method blank
N = Indicates presumptive evidence of a compound

Report of Analysis

Client Sample ID:	TT-SB-37-7.0-9.0		
Lab Sample ID:	JD36115-4	**Date Sampled:**	12/03/21
Matrix:	SO - Soil	**Date Received:**	12/03/21
		Percent Solids:	95.1
Project:	2nd Avenue and 33-39th Street, Brooklyn, NY		

Metals Analysis

Analyte	Result	RL	Units	DF	Prep	Analyzed	By	Method	Prep Method
Aluminum	2410	54	mg/kg	1	12/07/21	12/07/21	ND	SW846 6010D [2]	SW846 3050B [3]
Antimony	< 2.2	2.2	mg/kg	1	12/07/21	12/07/21	ND	SW846 6010D [2]	SW846 3050B [3]
Arsenic	< 2.2	2.2	mg/kg	1	12/07/21	12/07/21	ND	SW846 6010D [2]	SW846 3050B [3]
Barium	< 22	22	mg/kg	1	12/07/21	12/07/21	ND	SW846 6010D [2]	SW846 3050B [3]
Beryllium	< 0.22	0.22	mg/kg	1	12/07/21	12/07/21	ND	SW846 6010D [2]	SW846 3050B [3]
Cadmium	< 0.54	0.54	mg/kg	1	12/07/21	12/07/21	ND	SW846 6010D [2]	SW846 3050B [3]
Calcium	4160	540	mg/kg	1	12/07/21	12/07/21	ND	SW846 6010D [2]	SW846 3050B [3]
Chromium	7.4	1.1	mg/kg	1	12/07/21	12/07/21	ND	SW846 6010D [2]	SW846 3050B [3]
Cobalt	< 5.4	5.4	mg/kg	1	12/07/21	12/07/21	ND	SW846 6010D [2]	SW846 3050B [3]
Copper	5.9	2.7	mg/kg	1	12/07/21	12/07/21	ND	SW846 6010D [2]	SW846 3050B [3]
Iron	6040	54	mg/kg	1	12/07/21	12/07/21	ND	SW846 6010D [2]	SW846 3050B [3]
Lead	11.3	2.2	mg/kg	1	12/07/21	12/07/21	ND	SW846 6010D [2]	SW846 3050B [3]
Magnesium	1720	540	mg/kg	1	12/07/21	12/07/21	ND	SW846 6010D [2]	SW846 3050B [3]
Manganese	77.2	1.6	mg/kg	1	12/07/21	12/07/21	ND	SW846 6010D [2]	SW846 3050B [3]
Mercury	0.056	0.028	mg/kg	1	12/07/21	12/07/21	SB	SW846 7471B [1]	SW846 7471B [4]
Nickel	18.9	4.3	mg/kg	1	12/07/21	12/07/21	ND	SW846 6010D [2]	SW846 3050B [3]
Potassium	< 1100	1100	mg/kg	1	12/07/21	12/07/21	ND	SW846 6010D [2]	SW846 3050B [3]
Selenium	< 2.2	2.2	mg/kg	1	12/07/21	12/07/21	ND	SW846 6010D [2]	SW846 3050B [3]
Silver	< 0.54	0.54	mg/kg	1	12/07/21	12/07/21	ND	SW846 6010D [2]	SW846 3050B [3]
Sodium	< 1100	1100	mg/kg	1	12/07/21	12/07/21	ND	SW846 6010D [2]	SW846 3050B [3]
Thallium	< 1.1	1.1	mg/kg	1	12/07/21	12/07/21	ND	SW846 6010D [2]	SW846 3050B [3]
Vanadium	9.5	5.4	mg/kg	1	12/07/21	12/07/21	ND	SW846 6010D [2]	SW846 3050B [3]
Zinc	20.3	5.4	mg/kg	1	12/07/21	12/07/21	ND	SW846 6010D [2]	SW846 3050B [3]

(1) Instrument QC Batch: MA51548
(2) Instrument QC Batch: MA51561
(3) Prep QC Batch: MP30201
(4) Prep QC Batch: MP30212

RL = Reporting Limit

Report of Analysis

Client Sample ID:	TT-SB-37-7.0-9.0		
Lab Sample ID:	JD36115-4	**Date Sampled:**	12/03/21
Matrix:	SO - Soil	**Date Received:**	12/03/21
		Percent Solids:	95.1
Project:	2nd Avenue and 33-39th Street, Brooklyn, NY		

General Chemistry

Analyte	Result	RL	Units	DF	Analyzed	By	Method
Cyanide	< 0.25	0.25	mg/kg	1	12/09/21 04:18	EB	SW846 9012B/LACHAT
Solids, Percent	95.1		%	1	12/05/21 15:00	BG	SM2540 G 18TH ED MOD

RL = Reporting Limit

Report of Analysis

Client Sample ID:	TT-SB-37-7.0-9.0		
Lab Sample ID:	JD36115-4A	**Date Sampled:**	12/03/21
Matrix:	SO - Soil	**Date Received:**	12/03/21
Method:	EPA 537M BY ID IN HOUSE	**Percent Solids:**	95.1
Project:	2nd Avenue and 33-39th Street, Brooklyn, NY		

	File ID	DF	Analyzed	By	Prep Date	Prep Batch	Analytical Batch
Run #1 [a]	2Q82229.D	1	12/24/21 20:31	AFL	12/15/21 08:30	F:OP88849	F:S2Q1162
Run #2							

	Initial Weight	Final Volume
Run #1	2.05 g	1.0 ml
Run #2		

PFAS List

CAS No.	Compound	Result	RL	MDL	Units	Q
PERFLUOROALKYLCARBOXYLIC ACIDS						
375-22-4	Perfluorobutanoic acid	ND	1.0	0.39	ug/kg	
2706-90-3	Perfluoropentanoic acid	ND	0.51	0.26	ug/kg	
307-24-4	Perfluorohexanoic acid	ND	0.51	0.26	ug/kg	
375-85-9	Perfluoroheptanoic acid	ND	0.51	0.26	ug/kg	
335-67-1	Perfluorooctanoic acid	ND	0.51	0.26	ug/kg	
375-95-1	Perfluorononanoic acid	ND	0.51	0.26	ug/kg	
335-76-2	Perfluorodecanoic acid	ND	0.51	0.26	ug/kg	
2058-94-8	Perfluoroundecanoic acid	ND	0.51	0.26	ug/kg	
307-55-1	Perfluorododecanoic acid	ND	0.51	0.26	ug/kg	
72629-94-8	Perfluorotridecanoic acid	ND	0.51	0.27	ug/kg	
376-06-7	Perfluorotetradecanoic acid	ND	0.51	0.26	ug/kg	
PERFLUOROALKYLSULFONIC ACIDS						
375-73-5	Perfluorobutanesulfonic acid	ND	0.51	0.26	ug/kg	
355-46-4	Perfluorohexanesulfonic acid	ND	0.51	0.26	ug/kg	
375-92-8	Perfluoroheptanesulfonic acid	ND	0.51	0.26	ug/kg	
1763-23-1	Perfluorooctanesulfonic acid	ND	0.51	0.26	ug/kg	
335-77-3	Perfluorodecanesulfonic acid	ND	0.51	0.26	ug/kg	
PERFLUOROOCTANESULFONAMIDES						
754-91-6	PFOSA	ND	0.51	0.26	ug/kg	
PERFLUOROOCTANESULFONAMIDOACETIC ACIDS						
2355-31-9	MeFOSAA	ND	1.0	0.51	ug/kg	
2991-50-6	EtFOSAA	ND	1.0	0.51	ug/kg	
FLUOROTELOMER SULFONATES						
27619-97-2	6:2 Fluorotelomer sulfonate	ND	1.0	0.26	ug/kg	
39108-34-4	8:2 Fluorotelomer sulfonate	ND	1.0	0.26	ug/kg	

ND = Not detected MDL = Method Detection Limit J = Indicates an estimated value
RL = Reporting Limit B = Indicates analyte found in associated method blank
E = Indicates value exceeds calibration range N = Indicates presumptive evidence of a compound

Report of Analysis

Client Sample ID:	TT-SB-37-7.0-9.0		
Lab Sample ID:	JD36115-4A	**Date Sampled:**	12/03/21
Matrix:	SO - Soil	**Date Received:**	12/03/21
Method:	EPA 537M BY ID IN HOUSE	**Percent Solids:**	95.1
Project:	2nd Avenue and 33-39th Street, Brooklyn, NY		

PFAS List

CAS No.	ID Standard Recoveries	Run# 1	Run# 2	Limits
	13C4-PFBA	110%		40-140%
	13C5-PFPeA	108%		50-150%
	13C5-PFHxA	109%		50-150%
	13C4-PFHpA	109%		50-150%
	13C8-PFOA	111%		50-150%
	13C9-PFNA	111%		50-150%
	13C6-PFDA	112%		50-150%
	13C7-PFUnDA	110%		40-140%
	13C2-PFDoDA	110%		40-140%
	13C2-PFTeDA	111%		30-130%
	13C3-PFBS	111%		50-150%
	13C3-PFHxS	111%		50-150%
	13C8-PFOS	111%		50-150%
	13C8-FOSA	116%		30-130%
	d3-MeFOSAA	116%		40-140%
	d5-EtFOSAA	117%		40-140%
	13C2-6:2FTS	105%		50-150%
	13C2-8:2FTS	115%		50-150%

(a) Analysis performed at SGS Orlando, FL.

ND = Not detected MDL = Method Detection Limit J = Indicates an estimated value
RL = Reporting Limit B = Indicates analyte found in associated method blank
E = Indicates value exceeds calibration range N = Indicates presumptive evidence of a compound

Misc. Forms

Custody Documents and Other Forms

Includes the following where applicable:

- Chain of Custody
- Chain of Custody (SGS Orlando, FL)

SGS

EHSA-QAC-0023-04-FORM-Standard COC

50
SLL

CHAIN OF CUSTODY

SGS North America Inc. - Dayton
2235 Route 130, Dayton, NJ 08810
TEL. 732-329-0200 FAX: 732-329-3499/3480
www.sgs.com/ehsusa

Page __ of __

FED-EX Tracking #	Bottle Order Control # JS-111121-141
SGS Quote #	SGS Job # JD36115

Client / Reporting Information

Company Name: TETRA TECH
Street Address: 6 CENTURY DR.
City / State / Zip: PARSIPPANY NJ 07954
Project Contact / E-mail: BOB CANTAGALLO ROBERT.CANTAGALLO@TETRATECH.COM
Phone #: (973) 630-4045
Sampler(s) Name(s) / Phone #: A. VALLI

Project Information

Project Name: 2ND AVE & 33RD SL
Street:
City / State:
Project #:
Client Purchase Order #:
Project Manager:

Billing Information (if different from Report to)
Company Name:
Street Address:
City / State / Zip:
Attention:

Requested Analysis

SGS Sample #	Field ID / Point of Collection	MEOH/DI Vial #	Date	Time	Sampled by	Grab (G) Comp (C)	Source Chlorinated (Y/N)	Matrix	# of bottles	HCl	NaOH	HNO_3	H_2SO_4	NONE	DI Water	MEOH	ENCORE	V8260 TCL+20	AB 8270 TCL+20	B8270 SIM 1,4-DIOX	T8082 PCB 11	T8081 PEST 11	A8151 STD	XMETAL CIN	METAL	LCID 537 NY 21			LAB USE ONLY
1	TT-SB-34-4.0-6.0		12/03/21	0815	AV	G		SO	6					3			3	✓	✓	✓	✓	✓	✓	✓		✓			
2	TT-SB-35-3.0-5.0		12/03/21	0947	AV	G		SO	6					3			3	✓	✓	✓	✓	✓	✓	✓		✓			B16
3	TT-SB-36-6.0-8.0		12/03/21	1108	AV	G		SO	6					3			3	✓	✓	✓	✓	✓	✓	✓		✓			P34
4	TT-SB-37-7.0-9.0		12/03/21	1218	AV	G		SO	6					3			3	✓	✓	✓	✓	✓	✓	✓		✓			5U3
																													Enlore
																													14HS
																													4998

pH Check (Lab Use Only)

Matrix Codes

DW - Drinking Water
GW - Ground Water
WW - Water
SW - Surface Water
SO - Soil
SL- Sludge
SED-Sediment
OI - Oil
LIQ - Other Liquid
AIR - Air
SOL - Other Solid
WP - Wipe
FB - Field Blank
EB-Equipment Blank
RB - Rinse Blank
TB - Trip Blank

Turn Around Time (Business Days)

Approved By (SGS PM): / Date:

- ☐ 10 Business Days
- ☐ 5 Business Days
- ☐ 3 Business Days*
- ☐ 2 Business Days*
- ☐ 1 Business Day*
- ☐ Other

All data available via Lablink

* Approval needed for 1-3 Business Day TAT

Deliverable

- ☐ Commercial "A" (Level 1)
- ☐ Commercial "B" (Level 2)
- ☐ NJ Reduced (Level 3)
- ☐ Full Tier I (Level 4)
- ☐ Commercial "C"
- ☐ NJ DKQP
- ☐ NYASP Category A
- ☐ NYASP Category B
- ☐ MA MCP Criteria____
- ☐ CT RCP Criteria____
- ☐ State Forms
- ☐ EDD Format ____
- ☐ DOD-QSM5

Commercial "A" = Results only; ~~Commercial~~ "B" = Results + QC Summary
Commercial "C" = Results + QC Summary + Partial Raw data

Comments / Special Instructions

• 3 x 5g Enlores
Initial Assessment 3A EIN
Label Verification____

http://www.sgs.com/en/terms-and-conditions

Sample Custody must be documented below each time samples change possession, including courier delivery.

Relinquished by:	Date / Time:	Received By:	Relinquished By:	Date / Time:	Received By:
1 A. Valli	12/03/21 1257	1 [signature]	2 [signature]	12/3/21 1715	2 [signature]
3		3	4		4
5		5			

Custody Seal # ☐ Intact ☐ Not intact ☐ Absent

Therm ID: 4 On Ice ☒ Cooler Temp. °C 2-3 C IP
See Sample Receipt Summary

JD36115: Chain of Custody
Page 1 of 3

SGS Sample Receipt Summary

Job Number: JD36115 **Client:** TETRA TECH **Project:** 2ND AVENUE AND 33-39TH STREET, BROOKL

Date / Time Received: 12/3/2021 5:15:00 PM **Delivery Method:** **Airbill #'s:**

Cooler Temps (Raw Measured) °C: Cooler 1: (2.3);

Cooler Temps (Corrected) °C: Cooler 1: (0.9);

Cooler Security	Y	or	N
1. Custody Seals Present:	☑		☐
2. Custody Seals Intact:	☑		☐
3. COC Present:	☑		☐
4. Smpl Dates/Time OK	☑		☐

Cooler Temperature	Y	or	N
1. Temp criteria achieved:	☑		☐
2. Cooler temp verification:	IR Gun		
3. Cooler media:	Ice (Bag)		
4. No. Coolers:	1		

Quality Control Preservation	Y	or	N	N/A
1. Trip Blank present / cooler:	☐		☑	☐
2. Trip Blank listed on COC:	☐		☑	☐
3. Samples preserved properly:	☑		☐	
4. VOCs headspace free:	☐		☐	☑

Sample Integrity - Documentation	Y	or	N
1. Sample labels present on bottles:	☑		☐
2. Container labeling complete:	☑		☐
3. Sample container label / COC agree:	☑		☐

Sample Integrity - Condition	Y	or	N
1. Sample recvd within HT:	☑		☐
2. All containers accounted for:	☑		☐
3. Condition of sample:	Intact		

Sample Integrity - Instructions	Y	or	N	N/A
1. Analysis requested is clear:	☑		☐	
2. Bottles received for unspecified tests	☐		☑	
3. Sufficient volume recvd for analysis:	☑		☐	
4. Compositing instructions clear:	☐		☐	☑
5. Filtering instructions clear:	☐		☐	☑

Test Strip Lot #s: pH 1-12: 231619 pH 12+: 203117A Other: (Specify) _____ _____

Comments

SM089-03
Rev. Date 12/7/17

JD36115: Chain of Custody
Page 2 of 3

Job Change Order: JD36115

Requested Date:	12/13/2021	**Received Date:**	12/3/2021
Account Name:	Tetra Tech	**Due Date:**	12/13/2021
Project Description:	2nd Avenue and 33-39th Street, Brooklyn, NY	**Deliverable:**	NYASPB
C/O Initiated By:	JADONS **PM:** JBS	**TAT (Days):**	7

==========

Sample #: JD36115-ALL

Dept:

TAT: 7

Change:
Please move project to TTNJP90692 and re-sub to ALSE.

==========

Above Changes Per: Jadon Schiller **Date/Time:** 12/13/2021

To Client: This Change Order is confirmation of the revisions, previously discussed with the Client Service Representative.

Page 1 of 1

JD36115: Chain of Custody
Page 3 of 3

CHAIN OF CUSTODY

SGS North America Inc. - Dayton
2235 Route 130, Dayton, NJ 08810
TEL. 732-329-0200 FAX: 732-329-3499/3480
www.sgs.com/ehsusa

FED-EX Tracking #: | Bottle Order Control #:
SGS Quote #: | SGS Job #: JD36115

Client / Reporting Information

Company Name:
Street Address:
City State Zip:
Project Contact: jadon.schiller@sgs.com E-mail:
Phone #:
Sampler(s) Name(s): AV Phone:

Project Information

Project Name: 2nd Avenue and 33-39th Street, Brooklyn, NY
Street:
City State:
Project #:
Client Purchase Order #:
Project Manager:

Billing Information (if different from Report to)

Company Name:
Street Address:
City State Zip:
Attention:

Requested Analysis

Matrix Codes: DW - Drinking Water; GW - Ground Water; WW - Water; SW - Surface Water; SO - Soil; SL- Sludge; SED-Sediment; OI - Oil; LIQ - Other Liquid; AIR - Air; SOL - Other Solid; WP - Wipe; FB - Field Blank; EB-Equipment Blank; RB - Rinse Blank; TB - Trip Blank

SGS Sample #	Field ID / Point of Collection	MEOH/DI Vial #	Collection Date	Collection Time	Sampled by	Matrix	# of bottles	Number of preserved Bottles: HCl	NaOH	HNO3	H2SO4	NONE	DI Water	MEOH	ENCORE	LCID537NY21	LAB USE ONLY
1A	TT-SB-34-4.0-6.0		12/3/21	8:15:00 AM	AV	SO										X	
2A	TT-SB-35-3.0-5.0		12/3/21	9:47:00 AM	AV	SO										X	
3A	TT-SB-36-6.0-8.0		12/3/21	11:08:00 AM	AV	SO										X	
4A	TT-SB-37-7.0-9.0		12/3/21	12:18:00 PM	AV	SO										X	

Turnaround Time (Business days)

Approved By (SGS PM): / Date:

- [ ] Standard 10 Business Days
- [ ] 5 Business Days RUSH
- [ ] 3 Business Days RUSH
- [ ] 2 Business Days RUSH
- [ ] 1 Business Day EMERGENCY
- [X] Other 1/14/1900

Emergency & Rush T/A data available via Lablink. Approval needed for RUSH/Emergency TAT

Data Deliverable Information

- [ ] Commercial "A" (Level 1)
- [ ] Commercial "B" (Level 2)
- [ ] FULLT1 (Level 3+4)
- [ ] NJ Reduced
- [ ] Commercial "C"
- [ ] NYASP Category A
- [ ] NYASP Category B
- [ ] State Forms
- [ ] EDD Format
- [X] Other NYASPB

Commercial "A" = Results Only
Commercial "B" = Results + QC Summary
Commercial "C" = Results + QC Summary + Partial Raw data

Comments / Special Instructions

INITIAL ASSESSMENT
LABEL VERIFICATION SM

http://www.sgs.com/en/terms-and-conditions

Sample Custody must be documented below each time samples change possession, including courier delivery.

Relinquished by:	Date / Time:	Received By:	Relinquished By:	Date / Time:	Received By:
1		1	2	12/3/21 1600	2
3		3	4		4
5		5			

Custody Seal #: [ ] Intact [ ] Not intact
Preserved where applicable: [ ] Absent
[ ] Therm. ID:
[ ] On Ice
Cooler Temp. °C: 2.4-1.1

jd36115.xls
Rev. Date: 4/10/18

JD36115: Chain of Custody
Page 1 of 2
SGS Orlando, FL

SGS Sample Receipt Summary

Job Number: JD36115 **Client:** DAYTON NJ **Project:** 2ND AVENUE AND 33-39TH STREET, BROOKL

Date / Time Received: 12/8/2021 10:45:00 AM **Delivery Method:** FED EX **Airbill #'s:**

Therm ID: IR 1; **Therm CF:** 0.2; **# of Coolers:** 1

Cooler Temps (Raw Measured) °C: Cooler 1: (2.4);

Cooler Temps (Corrected) °C: Cooler 1: (2.6);

Cooler Information	Y	or	N
1. Custody Seals Present	☑		☐
2. Custody Seals Intact	☑		☐
3. Temp criteria achieved	☑		☐
4. Cooler temp verification	IR Gun		
5. Cooler media	Ice (Bag)		

Trip Blank Information	Y	or	N	N/A
1. Trip Blank present / cooler	☐		☐	☑
2. Trip Blank listed on COC	☐		☐	☑
	W	**or**	**S**	**N/A**
3. Type Of TB Received	☐		☐	☑

Sample Information	Y	or	N	N/A
1. Sample labels present on bottles	☑		☐	
2. Samples preserved properly	☑		☐	
3. Sufficient volume/containers recvd for analysis:	☑		☐	
4. Condition of sample	Intact			
5. Sample recvd within HT	☑		☐	
6. Dates/Times/IDs on COC match Sample Label	☑		☐	
7. VOCs have headspace	☐		☐	☑
8. Bottles received for unspecified tests	☐		☑	
9. Compositing instructions clear	☐		☐	☑
10. Voa Soil Kits/Jars received past 48hrs?	☐		☐	☑
11. % Solids Jar received?	☐		☐	☑
12. Residual Chlorine Present?	☐		☐	☑

Misc. Information

Number of Encores: 25-Gram _____ 5-Gram _____ Number of 5035 Field Kits: _____ Number of Lab Filtered Metals: _____

Test Strip Lot #s: pH 0-3 230315 pH 10-12 219813A Other: (Specify) _____ _____

Residual Chlorine Test Strip Lot #: _____

Comments

SM001
Rev. Date 05/24/17

Technician: CARLOSD Date: 12/8/2021 10:45:00 A Reviewer: _____ Date: _____

The results set forth herein are provided by SGS North America Inc.

e-Hardcopy 2.0
Automated Report

Technical Report for

Tetra Tech

2nd Avenue and 33-39th Street, Brooklyn, NY

SGS Job Number: JD36272

Sampling Date: 12/06/21

Report to:

Tetra Tech

Robert.Cantagallo@tetratech.com

ATTN: Bob Cantagallo

Total number of pages in report: 62

Test results contained within this data package meet the requirements of the National Environmental Laboratory Accreditation Program and/or state specific certification programs as applicable.

Mike Earp
General Manager

Client Service contact: Jadon Schiller 732-329-0200

Certifications: NJ(12129), NY(10983), CA, CT, FL, IL, IN, KS, KY, LA, MA, MD, ME, MN, NC, OH VAP (CL0056), AK (UST-103), AZ (AZ0786), PA, RI, SC, TX, UT, VA, WV, DoD ELAP (ANAB L2248)

This report shall not be reproduced, except in its entirety, without the written approval of SGS.
Test results relate only to samples analyzed.

SGS is the sole authority for authorizing edits or modifications to this document.
Unauthorized modification of this report is strictly prohibited.
Review standard terms at: http://www.sgs.com/en/terms-and-conditions

Please share your ideas about
how we can serve you better at:
EHS.US.CustomerCare@sgs.com

Table of Contents

-1-

Section 1: Sample Summary **3**
Section 2: Case Narrative/Conformance Summary **4**
Section 3: Summary of Hits **10**
Section 4: Sample Results **14**
4.1: JD36272-1: TT-SB-38-7.5-9.5 15
4.2: JD36272-1A: TT-SB-38-7.5-9.5 27
4.3: JD36272-2: TT-SB-39-6.5-8.5 29
4.4: JD36272-2A: TT-SB-39-6.5-8.5 40
4.5: JD36272-3: TT-SB-40-6.0-8.0 42
4.6: JD36272-3A: TT-SB-40-6.0-8.0 54
Section 5: Misc. Forms **56**
5.1: Chain of Custody 57
5.2: Chain of Custody (SGS Orlando, FL) 61

SGS LabLink@1124010 14:46 21-Jan-2022

Sample Summary

Tetra Tech

2nd Avenue and 33-39th Street, Brooklyn, NY

Job No: JD36272

Sample Number	Collected Date	Time	By	Received	Matrix Code	Type	Client Sample ID
JD36272-1	12/06/21	08:55	AV	12/07/21	SO	Soil	TT-SB-38-7.5-9.5
JD36272-1A	12/06/21	08:55	AV	12/07/21	SO	Soil	TT-SB-38-7.5-9.5
JD36272-2	12/06/21	10:24	AV	12/07/21	SO	Soil	TT-SB-39-6.5-8.5
JD36272-2A	12/06/21	10:24	AV	12/07/21	SO	Soil	TT-SB-39-6.5-8.5
JD36272-2AD	12/06/21	10:24	AV	12/07/21	SO	Soil Dup/MSD	TT-SB-39-6.5-8.5
JD36272-2AS	12/06/21	10:24	AV	12/07/21	SO	Soil Matrix Spike	TT-SB-39-6.5-8.5
JD36272-2D	12/06/21	10:24	AV	12/07/21	SO	Soil Dup/MSD	TT-SB-39-6.5-8.5
JD36272-2S	12/06/21	10:24	AV	12/07/21	SO	Soil Matrix Spike	TT-SB-39-6.5-8.5
JD36272-3	12/06/21	11:53	AV	12/07/21	SO	Soil	TT-SB-40-6.0-8.0
JD36272-3A	12/06/21	11:53	AV	12/07/21	SO	Soil	TT-SB-40-6.0-8.0

This report contains results reported as ND = Not detected. The following applies:
Organics ND = Not detected above the MDL

Soil samples reported on a dry weight basis unless otherwise indicated on result page.

CASE NARRATIVE / CONFORMANCE SUMMARY

Client:	Tetra Tech	**Job No:**	JD36272
Site:	2nd Avenue and 33-39th Street, Brooklyn, NY	**Report Date**	1/5/2022 11:40:56 AM

On 12/07/2021, 6 Sample(s), 0 Trip Blank(s) and 0 Field Blank(s) were received at SGS North America Inc. at a maximum corrected temperature of 2.3 C. Samples were intact and chemically preserved, unless noted below. A SGS North America Inc. Job Number of JD36272 was assigned to the project. Laboratory sample ID, client sample ID and dates of sample collection are detailed in the report's Results Summary Section.

Specified quality control criteria were achieved for this job except as noted below. For more information, please refer to the analytical results and QC summary pages.

Compounds qualified as out of range in the continuing calibration summary report are acceptable as per method requirements when there is a high bias but the sample result is non-detect.

MS Volatiles By Method SW846 8260D

Matrix: SO **Batch ID:** V3C7574

- All samples were analyzed within the recommended method holding time.
- All method blanks for this batch meet method specific criteria.
- Sample(s) JD36272-2MS, JD36272-2MSD were used as the QC samples indicated.
- Matrix Spike / Matrix Spike Duplicate Recovery(s) for 1,2-Dichlorobenzene, 1,3-Dichlorobenzene, 1,4-Dichlorobenzene, Chlorobenzene, Cyclohexane, Isopropylbenzene, m,p-Xylene, Methylcyclohexane, o-Xylene, Tetrachloroethene, Xylene (total) are outside control limits. Outside control limits due to matrix interference.
- Matrix Spike Duplicate Recovery(s) for Bromoform, Carbon tetrachloride, Cyclohexane, Ethylbenzene, Styrene are outside control limits. Outside control limits due to matrix interference.
- RPD(s) for MSD for 1,2-Dichlorobenzene, 1,3-Dichlorobenzene, 1,4-Dichlorobenzene, m,p-Xylene, Xylene (total) are outside control limits for sample JD36272-2MSD. Outside control limits due to matrix interference.
- JD36272-2 for Carbon disulfide: Associated CCV outside of control limits low. A sensitivity check was analyzed to demonstrate system suitability to detect affected analyte. Sample was ND.
- JD36272-3 for 1,1-Dichloroethene: Associated CCV outside of control limits low. A sensitivity check was analyzed to demonstrate system suitability to detect affected analyte. Sample was ND.
- JD36272-3 for Carbon disulfide: Associated CCV outside of control limits low. A sensitivity check was analyzed to demonstrate system suitability to detect affected analyte.
- JD36272-1 for 1,1-Dichloroethene: Associated CCV outside of control limits low. A sensitivity check was analyzed to demonstrate system suitability to detect affected analyte. Sample was ND.
- JD36272-2 for 1,1-Dichloroethene: Associated CCV outside of control limits low. A sensitivity check was analyzed to demonstrate system suitability to detect affected analyte. Sample was ND.
- JD36272-1 for Carbon disulfide: Associated CCV outside of control limits low. A sensitivity check was analyzed to demonstrate system suitability to detect affected analyte. Sample was ND.

MS Semi-volatiles By Method EPA 537M BY ID

Matrix: SO **Batch ID:** F:OP88849

- The data for EPA 537M BY ID meets quality control requirements.
- JD36272-2A: Analysis performed at SGS Orlando, FL.
- JD36272-1A: Analysis performed at SGS Orlando, FL.
- JD36272-3A: Analysis performed at SGS Orlando, FL.

MS Semi-volatiles By Method SW846 8270E

Matrix: SO	**Batch ID:** OP37036

- All samples were extracted within the recommended method holding time.
- Sample(s) JD36272-2MS, JD36272-2MSD were used as the QC samples indicated.
- Sample(s) JD36272-1 have compound(s) reported with a “B” qualifier, indicating analyte is found in the associated method blank.
- Matrix Spike Recovery(s) for 2,4-Dinitrophenol, 4-Nitrophenol, Benzo(a)anthracene, Benzo(a)pyrene, Benzo(b)fluoranthene, Benzo(g,h,i)perylene, , Chrysene, Fluoranthene, Hexachlorocyclopentadiene, Indeno(1,2,3-cd)pyrene, Phenanthrene, Pyrene are outside control limits. Outside control limits due to matrix interference and dilution
- Matrix Spike Recovery(s) for Anthracene, Benzo(k)fluoranthene are outside control limits. Outside control limits due to matrix interference and dilution
- JD36272-2: Dilution required due to viscosity of the extract matrix.
- JD36272-2 for Hexachlorocyclopentadiene: Associated CCV outside of control limits low. Low-level verification was analyzed to demonstrate system suitability to detect affected analytes. Sample was ND.
- JD36272-2 for 2,4-Dinitrophenol: Associated CCV outside of control limits high, sample was ND.
- JD36272-1 for 2-Nitroaniline: Associated CCV outside of control limits high,sample was ND.
- JD36272-1 for Hexachlorobutadiene: Associated CCV outside of control limits high,sample was ND.
- JD36272-1 for Atrazine: Associated CCV outside of control limits high,sample was ND.
- JD36272-1 for 2,3,4,6-Tetrachlorophenol: Associated CCV outside of control limits high,sample was ND.
- JD36272-1 for 2,4-Dinitrotoluene: Associated CCV outside of control limits high,sample was ND.
- JD36272-3 for 2,3,4,6-Tetrachlorophenol: Associated CCV outside of control limits high,sample was ND.
- JD36272-1 for N-Nitroso-di-n-propylamine: Associated CCV outside of control limits high,sample was ND.
- JD36272-3 for Acetophenone: Associated CCV outside of control limits high,sample was ND.
- JD36272-1 for 2,4-Dinitrophenol: Associated CCV outside of control limits high,sample was ND.
- JD36272-3 for 2,4-Dinitrotoluene: Associated CCV outside of control limits high,sample was ND.
- JD36272-3 for 2-Nitroaniline: Associated CCV outside of control limits high,sample was ND.
- JD36272-3 for Hexachlorobutadiene: Associated CCV outside of control limits high,sample was ND.
- JD36272-1 for 2-Nitrophenol: Associated CCV outside of control limits high,sample was ND.
- JD36272-3 for 2,4-Dinitrophenol: Associated CCV outside of control limits high,sample was ND.
- JD36272-1 for Acetophenone: Associated CCV outside of control limits high,sample was ND.
- JD36272-3 for 2-Nitrophenol: Associated CCV outside of control limits high,sample was ND.
- JD36272-3 for 4,6-Dinitro-o-cresol: Associated CCV outside of control limits high,sample was ND.
- JD36272-3 for N-Nitroso-di-n-propylamine: Associated CCV outside of control limits high,sample was ND.
- JD36272-3 for Atrazine: Associated CCV outside of control limits high,sample was ND.
- JD36272-1 for 4,6-Dinitro-o-cresol: Associated CCV outside of control limits high,sample was ND.

MS Semi-volatiles By Method SW846 8270E BY SIM

Matrix: SO	**Batch ID:** OP37036A

- All samples were extracted within the recommended method holding time.
- All method blanks for this batch meet method specific criteria.
- Sample(s) JD36272-2MS, JD36272-2MSD were used as the QC samples indicated.
- JD36272-2: Dilution required due to viscosity of the extract matrix.

GC/LC Semi-volatiles By Method SW846 8081B

Matrix: SO	Batch ID: OP37039

- All samples were extracted within the recommended method holding time.
- Sample(s) JD36272-2MS, JD36272-2MSD, OP37039-MSMSD were used as the QC samples indicated.
- All method blanks for this batch meet method specific criteria.
- JD36272-1: Had TBA cleanup. Confirmation run.
- OP37039-MB1: Had TBA cleanup.
- JD36272-1: Had TBA cleanup.
- JD36272-2: Had TBA cleanup. Confirmation run.
- JD36272-2: Had TBA cleanup.
- JD36272-3: Confirmation run.
- JD36272-3 for Decachlorobiphenyl: Outside control limits due to matrix interference.
- JD36272-1 for Decachlorobiphenyl: Outside control limits due to matrix interference.
- JD36272-1 for Aldrin: More than 40 % RPD for detected concentrations between the two GC columns.
- JD36272-2 for Aldrin: More than 40 % RPD for detected concentrations between the two GC columns.
- JD36272-3 for Aldrin: More than 40 % RPD for detected concentrations between the two GC columns.
- JD36272-3 for alpha-Chlordane: More than 40 % RPD for detected concentrations between the two GC columns.
- JD36272-3 for gamma-BHC (Lindane): More than 40 % RPD for detected concentrations between the two GC columns.
- JD36272-3 for Decachlorobiphenyl: Outside control limits due to matrix interference.
- JD36272-3 for alpha-BHC: More than 40 % RPD for detected concentrations between the two GC columns.
- JD36272-3 for 4,4'-DDE: More than 40 % RPD for detected concentrations between the two GC columns.
- JD36272-3 for Dieldrin: More than 40 % RPD for detected concentrations between the two GC columns.

GC/LC Semi-volatiles By Method SW846 8082A

Matrix: SO	Batch ID: OP37040

- All samples were extracted within the recommended method holding time.
- Sample(s) JD36272-2MS, JD36272-2MSD, OP37040-MSMSD were used as the QC samples indicated.
- All method blanks for this batch meet method specific criteria.
- JD36272-2: Had TBA cleanup.
- JD36272-2: Had TBA cleanup. Confirmation run.
- JD36272-3: Had TBA cleanup.
- JD36272-3: Had TBA cleanup. Confirmation run.
- JD36272-1: Confirmation run.
- JD36272-1 for Decachlorobiphenyl: Outside control limits due to matrix interference.
- JD36272-3 for Decachlorobiphenyl: Outside control limits due to matrix interference.
- OP37040-BSD for Aroclor 1260: Reported from the 2nd signal. The %D of the CCV on the 1st signal exceeds the method criteria of 20%, so it being used for confirmation only.
- OP37040-BS1 for Aroclor 1016: Reported from the 2nd signal. The %D of the CCV on the 1st signal exceeds the method criteria of 20%, so it being used for confirmation only.
- OP37040-BSD for Aroclor 1016: Reported from the 2nd signal. The %D of the CCV on the 1st signal exceeds the method criteria of 20%, so it being used for confirmation only.
- JD36272-1 for Decachlorobiphenyl: Outside control limits due to matrix interference.
- OP37040-BS1 for Aroclor 1260: Reported from the 2nd signal. The %D of the CCV on the 1st signal exceeds the method criteria of 20%, so it being used for confirmation only.

GC/LC Semi-volatiles By Method SW846 8151A

Matrix: SO	**Batch ID:** OP37035

- All samples were extracted within the recommended method holding time.
- Sample(s) JD36272-2MS, JD36272-2MSD were used as the QC samples indicated.
- All method blanks for this batch meet method specific criteria.
- Matrix Spike Duplicate Recovery(s) for 2,4-D, 2,4,5-T are outside control limits. Outside control limits due to matrix interference
- RPD(s) for MSD for 2,4,5-T, 2,4-D are outside control limits for sample OP37035-MSD. Analytical precision exceeds in-house control limits.
- JD36272-2: Dilution required due to viscosity of the extract matrix.
- OP37035-MS/MSD: Dilution required due to viscosity of the extract matrix.
- JD36272-2 for 2,4-DCAA: Outside control limits due to matrix interference.
- OP37035-BS1 for 2,4,5-TP (Silvex): Reported from the 2nd signal. The %D of the CCV on the 1st signal exceeds the method criteria of 20%, so it being used for confirmation only.
- JD36272-3 for 2,4-DCAA: Outside control limits due to matrix interference.
- JD36272-1 for 2,4-DCAA: Outside control limits due to matrix interference.
- OP37035-BSD for 2,4,5-TP (Silvex): Reported from the 2nd signal. The %D of the CCV on the 1st signal exceeds the method criteria of 20%, so it being used for confirmation only.

Metals Analysis By Method SW846 6010D

Matrix: SO	**Batch ID:** MP30281

- All samples were digested within the recommended method holding time.
- All method blanks for this batch meet method specific criteria.
- Sample(s) JD36272-2PS, JD36272-2SDL, JD36272-2MS, JD36272-2MSD were used as the QC samples for metals.
- Matrix Spike Recovery(s) for Antimony, Magnesium, Zinc are outside control limits. Spike recovery indicates possible matrix interference and/or sample nonhomogeneity.
- Matrix Spike Duplicate Recovery(s) for Aluminum, Antimony, Magnesium are outside control limits. Spike recovery indicates possible matrix interference and/or sample nonhomogeneity.
- Matrix Spike / Matrix Spike Duplicate Recovery(s) for Calcium, Iron are outside control limits. Spike amount low relative to the sample amount. Refer to lab control or spike blank for recovery information.
- RPD(s) for MSD for Zinc are outside control limits for sample MP30281-S2. High rpd due to possible sample nonhomogeneity.
- RPD(s) for Serial Dilution for Antimony, Arsenic, Cadmium, Selenium, Silver, Thallium, Magnesium, Sodium, Zinc are outside control limits for sample MP30281-SD1. Percent difference acceptable due to low initial sample concentration (< 50 times IDL).
- JD36272-1 for Selenium: Elevated detection limit due to dilution required for high interfering element.
- JD36272-1 for Manganese: Elevated detection limit due to dilution required for high interfering element.
- JD36272-1 for Arsenic: Elevated detection limit due to dilution required for high interfering element.
- JD36272-1 for Thallium: Elevated detection limit due to dilution required for high interfering element.
- JD36272-1 for Silver: Elevated detection limit due to dilution required for high interfering element.
- JD36272-1 for Copper: Elevated detection limit due to dilution required for high interfering element.

Metals Analysis By Method SW846 7471B

Matrix: SO	**Batch ID:** MP30267

- All samples were digested within the recommended method holding time.
- All method blanks for this batch meet method specific criteria.
- Sample(s) JD36272-2MS, JD36272-2MSD were used as the QC samples for metals.

General Chemistry By Method SM2540 G 18TH ED MOD

Matrix: SO	Batch ID: GN24560

- Sample(s) JD36272-2DUP were used as the QC samples for Solids, Percent.

General Chemistry By Method SW846 9012B/LACHAT

Matrix: SO	Batch ID: GP37469

- All samples were prepared within the recommended method holding time.
- All method blanks for this batch meet method specific criteria.
- Sample(s) JD36272-2DUP, JD36272-2MS were used as the QC samples for Cyanide.
- Matrix Spike Recovery(s) for Cyanide are outside control limits. Spike recovery indicates possible matrix interference.
- RPD(s) for Duplicate for Cyanide are outside control limits for sample GP37469-D1. RPD acceptable due to low duplicate and sample concentrations.

SGS North America Inc. certifies that data reported for samples received, listed on the associated custody chain or analytical task order, were produced to specifications meeting the Quality System precision, accuracy and completeness objectives except as noted.

Estimated non-standard method measurement uncertainty data is available on request, based on quality control bias and implicit for standard methods. Acceptable uncertainty requires tested parameter quality control data to meet method criteria.

SGS North America Inc. is not responsible for data quality assumptions if partial reports are used and recommends that this report be used in its entirety. Data release is authorized by SGS North America Inc indicated via signature on the report cover

SAMPLE DELIVERY GROUP CASE NARRATIVE

Client: SGS Dayton, NJ **Job No:** JD36272

Site: TTNJP: 2nd Avenue and 33-39th Street, Brooklyn, NY **Report Date** 12/29/2021 10:37:52

On 12/07/2021, 3 Sample(s), 0 Trip Blank(s) were received at SGS North America Inc. at a maximum corrected temperature of 0.4 C. Samples were intact and chemically preserved, unless noted below. A SGS North America Inc. Job Number of JD36272 was Assigned to the project. Laboratory sample ID, client sample ID and dates of sample collection are detailed in the report's Results Summary Section. Specified quality control criteria were achieved for this job except as noted below. For more information, please refer to the analytical results and QC summary pages

MS Semi-volatiles By Method EPA 537M BY ID

Matrix: SO **Batch ID:** OP88849

Sample(s) JD36176-13AMS, JD36176-13AMSD were used as the QC samples indicated.

SGS North America Inc. certifies that data reported for samples received, listed on the associated custody chain or analytical task order, were produced to specifications meeting the Quality System precision, accuracy and completeness objectives except as noted. Estimated non-standard method measurement uncertainty data is available on request, based on quality control bias and implicit for standard methods. Acceptable uncertainty requires tested parameter quality control data to meet method criteria. SGS North America Inc. is not responsible for data quality assumptions if partial reports are used and recommends that this report be used in its entirety.

Narrative prepared by:

_____

Ariel Hartney, Client Services (signature on file)

Summary of Hits

Job Number: JD36272
Account: Tetra Tech
Project: 2nd Avenue and 33-39th Street, Brooklyn, NY
Collected: 12/06/21

3

Lab Sample ID Analyte	Client Sample ID	Result/ Qual	RL	MDL	Units	Method
JD36272-1	**TT-SB-38-7.5-9.5**					
Acetone		11.5 J	12	4.9	ug/kg	SW846 8260D
Acenaphthene		233	37	13	ug/kg	SW846 8270E
Acenaphthylene		78.1	37	19	ug/kg	SW846 8270E
Anthracene		619	37	23	ug/kg	SW846 8270E
Benzo(a)anthracene		1120	37	10	ug/kg	SW846 8270E
Benzo(a)pyrene		1130	37	17	ug/kg	SW846 8270E
Benzo(b)fluoranthene		1470	37	16	ug/kg	SW846 8270E
Benzo(g,h,i)perylene		664	37	19	ug/kg	SW846 8270E
Benzo(k)fluoranthene		570	37	17	ug/kg	SW846 8270E
1,1'-Biphenyl		44.4 J	74	5.1	ug/kg	SW846 8270E
Carbazole		293	74	5.4	ug/kg	SW846 8270E
Chrysene		1150	37	12	ug/kg	SW846 8270E
Dibenzo(a,h)anthracene		219	37	16	ug/kg	SW846 8270E
Dibenzofuran		237	74	15	ug/kg	SW846 8270E
Di-n-butyl phthalate		13.6 JB	74	6.0	ug/kg	SW846 8270E
bis(2-Ethylhexyl)phthalate		56.0 J	74	8.7	ug/kg	SW846 8270E
Fluoranthene		2170	37	17	ug/kg	SW846 8270E
Fluorene		322	37	17	ug/kg	SW846 8270E
Indeno(1,2,3-cd)pyrene		806	37	17	ug/kg	SW846 8270E
2-Methylnaphthalene		157	37	8.4	ug/kg	SW846 8270E
Naphthalene		273	37	10	ug/kg	SW846 8270E
Phenanthrene		2010	37	12	ug/kg	SW846 8270E
Pyrene		2180	37	12	ug/kg	SW846 8270E
Total TIC, Semi-Volatile		7430 J			ug/kg	
Aldrin [a]		2.1	0.72	0.59	ug/kg	SW846 8081B
Dieldrin [a]		1.1	0.72	0.50	ug/kg	SW846 8081B
4,4'-DDD [b]		4.8	0.72	0.66	ug/kg	SW846 8081B
4,4'-DDE [b]		4.3	0.72	0.63	ug/kg	SW846 8081B
4,4'-DDT [b]		4.8	0.72	0.64	ug/kg	SW846 8081B
Aluminum		7760	60		mg/kg	SW846 6010D
Arsenic [c]		9.4	4.8		mg/kg	SW846 6010D
Barium		425	24		mg/kg	SW846 6010D
Beryllium		0.52	0.24		mg/kg	SW846 6010D
Cadmium		0.69	0.60		mg/kg	SW846 6010D
Calcium		30900	1200		mg/kg	SW846 6010D
Chromium		16.4	1.2		mg/kg	SW846 6010D
Cobalt		6.5	6.0		mg/kg	SW846 6010D
Copper [c]		45.5	6.0		mg/kg	SW846 6010D
Iron		25500	120		mg/kg	SW846 6010D
Lead		563	2.4		mg/kg	SW846 6010D
Magnesium		4230	600		mg/kg	SW846 6010D
Manganese [c]		261	3.6		mg/kg	SW846 6010D
Mercury		0.40	0.037		mg/kg	SW846 7471B

Summary of Hits

Job Number: JD36272
Account: Tetra Tech
Project: 2nd Avenue and 33-39th Street, Brooklyn, NY
Collected: 12/06/21

Lab Sample ID Analyte	Client Sample ID	Result/ Qual	RL	MDL	Units	Method
Nickel		26.4	4.8		mg/kg	SW846 6010D
Potassium		1390	1200		mg/kg	SW846 6010D
Vanadium		25.0	6.0		mg/kg	SW846 6010D
Zinc		342	12		mg/kg	SW846 6010D
Cyanide		0.38	0.25		mg/kg	SW846 9012B/LACHAT
JD36272-1A	**TT-SB-38-7.5-9.5**					
No hits reported in this sample.						
JD36272-2	**TT-SB-39-6.5-8.5**					
Acetone		10.1 J	11	4.5	ug/kg	SW846 8260D
Acenaphthene [d]		258	180	62	ug/kg	SW846 8270E
Anthracene [d]		604	180	110	ug/kg	SW846 8270E
Benzo(a)anthracene [d]		1300	180	51	ug/kg	SW846 8270E
Benzo(a)pyrene [d]		1300	180	81	ug/kg	SW846 8270E
Benzo(b)fluoranthene [d]		1780	180	79	ug/kg	SW846 8270E
Benzo(g,h,i)perylene [d]		670	180	89	ug/kg	SW846 8270E
Benzo(k)fluoranthene [d]		610	180	83	ug/kg	SW846 8270E
1,1'-Biphenyl [d]		43.5 J	360	24	ug/kg	SW846 8270E
Carbazole [d]		271 J	360	26	ug/kg	SW846 8270E
Chrysene [d]		1280	180	56	ug/kg	SW846 8270E
Dibenzo(a,h)anthracene [d]		250	180	79	ug/kg	SW846 8270E
Dibenzofuran [d]		237 J	360	73	ug/kg	SW846 8270E
Di-n-butyl phthalate [d]		126 J	360	29	ug/kg	SW846 8270E
bis(2-Ethylhexyl)phthalate [d]		465	360	42	ug/kg	SW846 8270E
Fluoranthene [d]		2900	180	80	ug/kg	SW846 8270E
Fluorene [d]		363	180	82	ug/kg	SW846 8270E
Indeno(1,2,3-cd)pyrene [d]		961	180	84	ug/kg	SW846 8270E
2-Methylnaphthalene [d]		167 J	180	40	ug/kg	SW846 8270E
Naphthalene [d]		279	180	50	ug/kg	SW846 8270E
Phenanthrene [d]		2090	180	60	ug/kg	SW846 8270E
Pyrene [d]		2680	180	57	ug/kg	SW846 8270E
Total TIC, Semi-Volatile		1100 J			ug/kg	
Aldrin [a]		1.2	0.69	0.57	ug/kg	SW846 8081B
gamma-BHC (Lindane) [a]		3.1	0.69	0.51	ug/kg	SW846 8081B
4,4'-DDD [b]		9.5	0.69	0.63	ug/kg	SW846 8081B
4,4'-DDE [b]		14.8	0.69	0.60	ug/kg	SW846 8081B
Aluminum		6390	55		mg/kg	SW846 6010D
Arsenic		5.2	2.2		mg/kg	SW846 6010D
Barium		63.4	22		mg/kg	SW846 6010D
Beryllium		0.42	0.22		mg/kg	SW846 6010D
Calcium		43100	2800		mg/kg	SW846 6010D
Chromium		13.1	1.1		mg/kg	SW846 6010D

Summary of Hits

Job Number: JD36272
Account: Tetra Tech
Project: 2nd Avenue and 33-39th Street, Brooklyn, NY
Collected: 12/06/21

Lab Sample ID Analyte	Client Sample ID	Result/ Qual	RL	MDL	Units	Method
Cobalt		6.1	5.5		mg/kg	SW846 6010D
Copper		28.6	2.8		mg/kg	SW846 6010D
Iron		12800	55		mg/kg	SW846 6010D
Lead		79.4	2.2		mg/kg	SW846 6010D
Magnesium		7350	550		mg/kg	SW846 6010D
Manganese		202	1.7		mg/kg	SW846 6010D
Mercury		0.086	0.037		mg/kg	SW846 7471B
Nickel		23.9	4.4		mg/kg	SW846 6010D
Potassium		1250	1100		mg/kg	SW846 6010D
Silver		1.1	0.55		mg/kg	SW846 6010D
Vanadium		23.8	5.5		mg/kg	SW846 6010D
Zinc		68.5	11		mg/kg	SW846 6010D

JD36272-2A TT-SB-39-6.5-8.5

No hits reported in this sample.

JD36272-3 TT-SB-40-6.0-8.0

Acetone	19.4	9.9	4.1	ug/kg	SW846 8260D
Carbon disulfide [e]	0.90 J	2.0	0.53	ug/kg	SW846 8260D
Total TIC, Volatile	123.3 J			ug/kg	
Acenaphthene	347	37	13	ug/kg	SW846 8270E
Acenaphthylene	250	37	19	ug/kg	SW846 8270E
Anthracene	894	37	23	ug/kg	SW846 8270E
Benzo(a)anthracene	1860	37	11	ug/kg	SW846 8270E
Benzo(a)pyrene	1970	37	17	ug/kg	SW846 8270E
Benzo(b)fluoranthene	2490	37	17	ug/kg	SW846 8270E
Benzo(g,h,i)perylene	1200	37	19	ug/kg	SW846 8270E
Benzo(k)fluoranthene	904	37	17	ug/kg	SW846 8270E
1,1'-Biphenyl	40.3 J	75	5.1	ug/kg	SW846 8270E
Carbazole	297	75	5.4	ug/kg	SW846 8270E
Chrysene	2130	37	12	ug/kg	SW846 8270E
Dibenzo(a,h)anthracene	350	37	17	ug/kg	SW846 8270E
Dibenzofuran	384	75	15	ug/kg	SW846 8270E
Fluoranthene	5110	370	170	ug/kg	SW846 8270E
Fluorene	469	37	17	ug/kg	SW846 8270E
Indeno(1,2,3-cd)pyrene	1490	37	18	ug/kg	SW846 8270E
2-Methylnaphthalene	86.3	37	8.4	ug/kg	SW846 8270E
Naphthalene	265	37	11	ug/kg	SW846 8270E
Phenanthrene	4870	370	130	ug/kg	SW846 8270E
Pyrene	5670	370	120	ug/kg	SW846 8270E
Total TIC, Semi-Volatile	11120 J			ug/kg	
Aldrin [f]	2.6	0.73	0.60	ug/kg	SW846 8081B
alpha-BHC [f]	0.74	0.73	0.59	ug/kg	SW846 8081B

Summary of Hits

Job Number: JD36272
Account: Tetra Tech
Project: 2nd Avenue and 33-39th Street, Brooklyn, NY
Collected: 12/06/21

Lab Sample ID Client Sample ID Analyte	Result/ Qual	RL	MDL	Units	Method
gamma-BHC (Lindane) [f]	3.1	0.73	0.54	ug/kg	SW846 8081B
alpha-Chlordane [f]	5.5	0.73	0.59	ug/kg	SW846 8081B
Dieldrin [f]	2.2	0.73	0.50	ug/kg	SW846 8081B
4,4'-DDD	49.2	0.73	0.67	ug/kg	SW846 8081B
4,4'-DDE [f]	12.7	0.73	0.64	ug/kg	SW846 8081B
4,4'-DDT	10.5	0.73	0.64	ug/kg	SW846 8081B
Endosulfan-II	5.6	0.73	0.45	ug/kg	SW846 8081B
Aluminum	6240	54		mg/kg	SW846 6010D
Arsenic	6.4	2.2		mg/kg	SW846 6010D
Barium	738	22		mg/kg	SW846 6010D
Beryllium	0.37	0.22		mg/kg	SW846 6010D
Cadmium	0.64	0.54		mg/kg	SW846 6010D
Calcium	34400	2700		mg/kg	SW846 6010D
Chromium	18.7	1.1		mg/kg	SW846 6010D
Copper	26.6	2.7		mg/kg	SW846 6010D
Iron	11600	54		mg/kg	SW846 6010D
Lead	374	2.2		mg/kg	SW846 6010D
Magnesium	5560	540		mg/kg	SW846 6010D
Manganese	271	1.6		mg/kg	SW846 6010D
Mercury	0.11	0.033		mg/kg	SW846 7471B
Nickel	17.2	4.4		mg/kg	SW846 6010D
Silver	1.1	0.54		mg/kg	SW846 6010D
Vanadium	21.3	5.4		mg/kg	SW846 6010D
Zinc	455	11		mg/kg	SW846 6010D

JD36272-3A TT-SB-40-6.0-8.0

No hits reported in this sample.

(a) Had TBA cleanup. More than 40 % RPD for detected concentrations between the two GC columns.
(b) Had TBA cleanup.
(c) Elevated detection limit due to dilution required for high interfering element.
(d) Dilution required due to viscosity of the extract matrix.
(e) Associated CCV outside of control limits low. A sensitivity check was analyzed to demonstrate system suitability to detect affected analyte.
(f) More than 40 % RPD for detected concentrations between the two GC columns.

Sample Results

Report of Analysis

Report of Analysis

Client Sample ID:	TT-SB-38-7.5-9.5		
Lab Sample ID:	JD36272-1	**Date Sampled:**	12/06/21
Matrix:	SO - Soil	**Date Received:**	12/07/21
Method:	SW846 8260D SW846 5035	**Percent Solids:**	86.2
Project:	2nd Avenue and 33-39th Street, Brooklyn, NY		

	File ID	DF	Analyzed	By	Prep Date	Prep Batch	Analytical Batch
Run #1	3C171893.D	1	12/08/21 16:25	PS	12/08/21 08:36	n/a	V3C7574
Run #2							

	Initial Weight
Run #1	4.9 g
Run #2	

VOA TCL List

CAS No.	Compound	Result	RL	MDL	Units	Q
67-64-1	Acetone	11.5	12	4.9	ug/kg	J
71-43-2	Benzene	ND	0.59	0.54	ug/kg	
74-97-5	Bromochloromethane	ND	5.9	0.66	ug/kg	
75-27-4	Bromodichloromethane	ND	2.4	0.51	ug/kg	
75-25-2	Bromoform	ND	5.9	1.6	ug/kg	
74-83-9	Bromomethane	ND	5.9	0.90	ug/kg	
78-93-3	2-Butanone (MEK)	ND	12	2.9	ug/kg	
75-15-0	Carbon disulfide [a]	ND	2.4	0.63	ug/kg	
56-23-5	Carbon tetrachloride	ND	2.4	0.73	ug/kg	
108-90-7	Chlorobenzene	ND	2.4	0.54	ug/kg	
75-00-3	Chloroethane	ND	5.9	0.70	ug/kg	
67-66-3	Chloroform	ND	2.4	0.61	ug/kg	
74-87-3	Chloromethane	ND	5.9	2.3	ug/kg	
110-82-7	Cyclohexane	ND	2.4	0.78	ug/kg	
96-12-8	1,2-Dibromo-3-chloropropane	ND	2.4	0.82	ug/kg	
124-48-1	Dibromochloromethane	ND	2.4	0.66	ug/kg	
106-93-4	1,2-Dibromoethane	ND	1.2	0.50	ug/kg	
95-50-1	1,2-Dichlorobenzene	ND	1.2	0.65	ug/kg	
541-73-1	1,3-Dichlorobenzene	ND	1.2	0.59	ug/kg	
106-46-7	1,4-Dichlorobenzene	ND	1.2	0.58	ug/kg	
75-71-8	Dichlorodifluoromethane	ND	5.9	0.86	ug/kg	
75-34-3	1,1-Dichloroethane	ND	1.2	0.59	ug/kg	
107-06-2	1,2-Dichloroethane	ND	1.2	0.56	ug/kg	
75-35-4	1,1-Dichloroethene [a]	ND	1.2	0.78	ug/kg	
156-59-2	cis-1,2-Dichloroethene	ND	1.2	0.99	ug/kg	
156-60-5	trans-1,2-Dichloroethene	ND	1.2	0.72	ug/kg	
78-87-5	1,2-Dichloropropane	ND	2.4	0.56	ug/kg	
10061-01-5	cis-1,3-Dichloropropene	ND	2.4	0.56	ug/kg	
10061-02-6	trans-1,3-Dichloropropene	ND	2.4	0.54	ug/kg	
100-41-4	Ethylbenzene	ND	1.2	0.54	ug/kg	
76-13-1	Freon 113	ND	5.9	3.2	ug/kg	
591-78-6	2-Hexanone	ND	5.9	2.5	ug/kg	

ND = Not detected MDL = Method Detection Limit
RL = Reporting Limit
E = Indicates value exceeds calibration range

J = Indicates an estimated value
B = Indicates analyte found in associated method blank
N = Indicates presumptive evidence of a compound

Report of Analysis

Client Sample ID:	TT-SB-38-7.5-9.5		
Lab Sample ID:	JD36272-1	**Date Sampled:**	12/06/21
Matrix:	SO - Soil	**Date Received:**	12/07/21
Method:	SW846 8260D SW846 5035	**Percent Solids:**	86.2
Project:	2nd Avenue and 33-39th Street, Brooklyn, NY		

VOA TCL List

CAS No.	Compound	Result	RL	MDL	Units	Q
98-82-8	Isopropylbenzene	ND	2.4	1.7	ug/kg	
79-20-9	Methyl Acetate	ND	5.9	1.6	ug/kg	
108-87-2	Methylcyclohexane	ND	2.4	1.0	ug/kg	
1634-04-4	Methyl Tert Butyl Ether	ND	1.2	0.56	ug/kg	
108-10-1	4-Methyl-2-pentanone(MIBK)	ND	5.9	2.7	ug/kg	
75-09-2	Methylene chloride	ND	5.9	3.1	ug/kg	
100-42-5	Styrene	ND	2.4	0.48	ug/kg	
79-34-5	1,1,2,2-Tetrachloroethane	ND	2.4	0.71	ug/kg	
127-18-4	Tetrachloroethene	ND	2.4	0.69	ug/kg	
108-88-3	Toluene	ND	1.2	0.62	ug/kg	
87-61-6	1,2,3-Trichlorobenzene	ND	5.9	3.0	ug/kg	
120-82-1	1,2,4-Trichlorobenzene	ND	5.9	3.0	ug/kg	
71-55-6	1,1,1-Trichloroethane	ND	2.4	0.57	ug/kg	
79-00-5	1,1,2-Trichloroethane	ND	2.4	0.66	ug/kg	
79-01-6	Trichloroethene	ND	1.2	0.90	ug/kg	
75-69-4	Trichlorofluoromethane	ND	5.9	0.81	ug/kg	
75-01-4	Vinyl chloride	ND	2.4	0.57	ug/kg	
	m,p-Xylene	ND	1.2	1.1	ug/kg	
95-47-6	o-Xylene	ND	1.2	0.54	ug/kg	
1330-20-7	Xylene (total)	ND	1.2	0.54	ug/kg	

CAS No.	Surrogate Recoveries	Run# 1	Run# 2	Limits
1868-53-7	Dibromofluoromethane	103%		72-130%
17060-07-0	1,2-Dichloroethane-D4	118%		75-131%
2037-26-5	Toluene-D8	96%		81-121%
460-00-4	4-Bromofluorobenzene	114%		60-141%

CAS No.	Tentatively Identified Compounds	R.T.	Est. Conc.	Units	Q
	Total TIC, Volatile		0	ug/kg	

(a) Associated CCV outside of control limits low. A sensitivity check was analyzed to demonstrate system suitability to detect affected analyte. Sample was ND.

ND = Not detected MDL = Method Detection Limit
RL = Reporting Limit
E = Indicates value exceeds calibration range

J = Indicates an estimated value
B = Indicates analyte found in associated method blank
N = Indicates presumptive evidence of a compound

Report of Analysis

Client Sample ID:	TT-SB-38-7.5-9.5		
Lab Sample ID:	JD36272-1	**Date Sampled:**	12/06/21
Matrix:	SO - Soil	**Date Received:**	12/07/21
Method:	SW846 8270E SW846 3546	**Percent Solids:**	86.2
Project:	2nd Avenue and 33-39th Street, Brooklyn, NY		

	File ID	DF	Analyzed	By	Prep Date	Prep Batch	Analytical Batch
Run #1	M176924.D	1	12/10/21 22:02	KLS	12/08/21 12:05	OP37036	EM7605
Run #2							

	Initial Weight	Final Volume
Run #1	31.3 g	1.0 ml
Run #2		

ABN TCL List (SOM0 2.0)

CAS No.	Compound	Result	RL	MDL	Units	Q
95-57-8	2-Chlorophenol	ND	74	18	ug/kg	
59-50-7	4-Chloro-3-methyl phenol	ND	190	23	ug/kg	
120-83-2	2,4-Dichlorophenol	ND	190	32	ug/kg	
105-67-9	2,4-Dimethylphenol	ND	190	66	ug/kg	
51-28-5	2,4-Dinitrophenol [a]	ND	190	140	ug/kg	
534-52-1	4,6-Dinitro-o-cresol [a]	ND	190	40	ug/kg	
95-48-7	2-Methylphenol	ND	74	24	ug/kg	
	3&4-Methylphenol	ND	74	30	ug/kg	
88-75-5	2-Nitrophenol [a]	ND	190	24	ug/kg	
100-02-7	4-Nitrophenol	ND	370	99	ug/kg	
87-86-5	Pentachlorophenol	ND	150	35	ug/kg	
108-95-2	Phenol	ND	74	19	ug/kg	
58-90-2	2,3,4,6-Tetrachlorophenol [a]	ND	190	25	ug/kg	
95-95-4	2,4,5-Trichlorophenol	ND	190	28	ug/kg	
88-06-2	2,4,6-Trichlorophenol	ND	190	22	ug/kg	
83-32-9	Acenaphthene	233	37	13	ug/kg	
208-96-8	Acenaphthylene	78.1	37	19	ug/kg	
98-86-2	Acetophenone [a]	ND	190	8.0	ug/kg	
120-12-7	Anthracene	619	37	23	ug/kg	
1912-24-9	Atrazine [a]	ND	74	16	ug/kg	
56-55-3	Benzo(a)anthracene	1120	37	10	ug/kg	
50-32-8	Benzo(a)pyrene	1130	37	17	ug/kg	
205-99-2	Benzo(b)fluoranthene	1470	37	16	ug/kg	
191-24-2	Benzo(g,h,i)perylene	664	37	19	ug/kg	
207-08-9	Benzo(k)fluoranthene	570	37	17	ug/kg	
101-55-3	4-Bromophenyl phenyl ether	ND	74	14	ug/kg	
85-68-7	Butyl benzyl phthalate	ND	74	9.0	ug/kg	
92-52-4	1,1'-Biphenyl	44.4	74	5.1	ug/kg	J
100-52-7	Benzaldehyde	ND	190	9.2	ug/kg	
91-58-7	2-Chloronaphthalene	ND	74	8.8	ug/kg	
106-47-8	4-Chloroaniline	ND	190	13	ug/kg	
86-74-8	Carbazole	293	74	5.4	ug/kg	

ND = Not detected MDL = Method Detection Limit J = Indicates an estimated value
RL = Reporting Limit B = Indicates analyte found in associated method blank
E = Indicates value exceeds calibration range N = Indicates presumptive evidence of a compound

Report of Analysis

Client Sample ID:	TT-SB-38-7.5-9.5		
Lab Sample ID:	JD36272-1	**Date Sampled:**	12/06/21
Matrix:	SO - Soil	**Date Received:**	12/07/21
Method:	SW846 8270E SW846 3546	**Percent Solids:**	86.2
Project:	2nd Avenue and 33-39th Street, Brooklyn, NY		

ABN TCL List (SOM0 2.0)

CAS No.	Compound	Result	RL	MDL	Units	Q
105-60-2	Caprolactam	ND	74	15	ug/kg	
218-01-9	Chrysene	1150	37	12	ug/kg	
111-91-1	bis(2-Chloroethoxy)methane	ND	74	7.9	ug/kg	
111-44-4	bis(2-Chloroethyl)ether	ND	74	16	ug/kg	
108-60-1	2,2'-Oxybis(1-chloropropane)	ND	74	13	ug/kg	
7005-72-3	4-Chlorophenyl phenyl ether	ND	74	12	ug/kg	
121-14-2	2,4-Dinitrotoluene [a]	ND	37	11	ug/kg	
606-20-2	2,6-Dinitrotoluene	ND	37	19	ug/kg	
91-94-1	3,3'-Dichlorobenzidine	ND	74	31	ug/kg	
123-91-1	1,4-Dioxane	ND	37	24	ug/kg	
53-70-3	Dibenzo(a,h)anthracene	219	37	16	ug/kg	
132-64-9	Dibenzofuran	237	74	15	ug/kg	
84-74-2	Di-n-butyl phthalate	13.6	74	6.0	ug/kg	JB
117-84-0	Di-n-octyl phthalate	ND	74	9.2	ug/kg	
84-66-2	Diethyl phthalate	ND	74	7.9	ug/kg	
131-11-3	Dimethyl phthalate	ND	74	6.6	ug/kg	
117-81-7	bis(2-Ethylhexyl)phthalate	56.0	74	8.7	ug/kg	J
206-44-0	Fluoranthene	2170	37	17	ug/kg	
86-73-7	Fluorene	322	37	17	ug/kg	
118-74-1	Hexachlorobenzene	ND	74	9.4	ug/kg	
87-68-3	Hexachlorobutadiene [a]	ND	37	15	ug/kg	
77-47-4	Hexachlorocyclopentadiene	ND	370	15	ug/kg	
67-72-1	Hexachloroethane	ND	190	18	ug/kg	
193-39-5	Indeno(1,2,3-cd)pyrene	806	37	17	ug/kg	
78-59-1	Isophorone	ND	74	7.9	ug/kg	
91-57-6	2-Methylnaphthalene	157	37	8.4	ug/kg	
88-74-4	2-Nitroaniline [a]	ND	190	8.7	ug/kg	
99-09-2	3-Nitroaniline	ND	190	9.3	ug/kg	
100-01-6	4-Nitroaniline	ND	190	9.6	ug/kg	
91-20-3	Naphthalene	273	37	10	ug/kg	
98-95-3	Nitrobenzene	ND	74	14	ug/kg	
621-64-7	N-Nitroso-di-n-propylamine [a]	ND	74	11	ug/kg	
86-30-6	N-Nitrosodiphenylamine	ND	190	14	ug/kg	
85-01-8	Phenanthrene	2010	37	12	ug/kg	
129-00-0	Pyrene	2180	37	12	ug/kg	
95-94-3	1,2,4,5-Tetrachlorobenzene	ND	190	9.4	ug/kg	

CAS No.	Surrogate Recoveries	Run# 1	Run# 2	Limits
367-12-4	2-Fluorophenol	32%		10-109%

ND = Not detected MDL = Method Detection Limit
RL = Reporting Limit
E = Indicates value exceeds calibration range

J = Indicates an estimated value
B = Indicates analyte found in associated method blank
N = Indicates presumptive evidence of a compound

Report of Analysis

Client Sample ID:	TT-SB-38-7.5-9.5		
Lab Sample ID:	JD36272-1	**Date Sampled:**	12/06/21
Matrix:	SO - Soil	**Date Received:**	12/07/21
Method:	SW846 8270E SW846 3546	**Percent Solids:**	86.2
Project:	2nd Avenue and 33-39th Street, Brooklyn, NY		

ABN TCL List (SOM0 2.0)

CAS No.	Surrogate Recoveries	Run# 1	Run# 2	Limits
4165-62-2	Phenol-d5	36%		10-105%
118-79-6	2,4,6-Tribromophenol	39%		10-135%
4165-60-0	Nitrobenzene-d5	45%		10-119%
321-60-8	2-Fluorobiphenyl	42%		18-112%
1718-51-0	Terphenyl-d14	41%		18-125%

CAS No.	Tentatively Identified Compounds	R.T.	Est. Conc.	Units	Q
	System artifact	2.78	320	ug/kg	J
	System artifact	3.19	210	ug/kg	J
	System artifact/aldol-condensation	3.27	4500	ug/kg	J
	C3 alkyl benzene	4.39	190	ug/kg	J
	Unknown	8.69	330	ug/kg	J
	Unknown	10.14	290	ug/kg	J
	Unknown	10.19	270	ug/kg	J
	Phenanthrene methyl	11.52	260	ug/kg	J
	Phenanthrene methyl	11.57	340	ug/kg	J
203-64-5	4H-Cyclopenta[def]phenanthrene	11.70	460	ug/kg	JN
	Phenanthrene methyl	11.76	210	ug/kg	J
	Naphthalene, phenyl-	12.13	290	ug/kg	J
	Phenanthrene dimethyl	12.62	220	ug/kg	J
	Unknown	12.73	190	ug/kg	J
	Unknown	12.78	250	ug/kg	J
	Unknown	12.99	190	ug/kg	J
	Pyrene methyl	13.99	430	ug/kg	J
	Pyrene methyl	14.13	230	ug/kg	J
	Octadecenamide	14.90	230	ug/kg	J
	Unknown	15.28	210	ug/kg	J
	Unknown PAH substance	17.87	400	ug/kg	J
	Unknown PAH substance	18.16	930	ug/kg	J
	Unknown	18.95	220	ug/kg	J
	Unknown	19.06	280	ug/kg	J
	Unknown	19.74	280	ug/kg	J
	Unknown	19.87	260	ug/kg	J
	Unknown PAH substance	20.24	210	ug/kg	J
	Unknown PAH substance	20.71	260	ug/kg	J
	Total TIC, Semi-Volatile		7430	ug/kg	J

(a) Associated CCV outside of control limits high,sample was ND.

ND = Not detected MDL = Method Detection Limit J = Indicates an estimated value
RL = Reporting Limit B = Indicates analyte found in associated method blank
E = Indicates value exceeds calibration range N = Indicates presumptive evidence of a compound

Report of Analysis

Client Sample ID:	TT-SB-38-7.5-9.5		
Lab Sample ID:	JD36272-1	**Date Sampled:**	12/06/21
Matrix:	SO - Soil	**Date Received:**	12/07/21
Method:	SW846 8270E BY SIM SW846 3546	**Percent Solids:**	86.2
Project:	2nd Avenue and 33-39th Street, Brooklyn, NY		

	File ID	DF	Analyzed	By	Prep Date	Prep Batch	Analytical Batch
Run #1	4M105482.D	1	12/24/21 01:37	CS	12/08/21 15:47	OP37036A	E4M4898
Run #2							

	Initial Weight	Final Volume
Run #1	31.3 g	1.0 ml
Run #2		

CAS No.	Compound	Result	RL	MDL	Units	Q
123-91-1	1,4-Dioxane	ND	3.7	1.9	ug/kg	

CAS No.	Surrogate Recoveries	Run# 1	Run# 2	Limits
4165-60-0	Nitrobenzene-d5	54%		10-107%
321-60-8	2-Fluorobiphenyl	53%		17-91%
1718-51-0	Terphenyl-d14	54%		17-105%

ND = Not detected MDL = Method Detection Limit J = Indicates an estimated value
RL = Reporting Limit B = Indicates analyte found in associated method blank
E = Indicates value exceeds calibration range N = Indicates presumptive evidence of a compound

Report of Analysis

Client Sample ID:	TT-SB-38-7.5-9.5		
Lab Sample ID:	JD36272-1	**Date Sampled:**	12/06/21
Matrix:	SO - Soil	**Date Received:**	12/07/21
Method:	SW846 8151A SW846 3546	**Percent Solids:**	86.2
Project:	2nd Avenue and 33-39th Street, Brooklyn, NY		

	File ID	DF	Analyzed	By	Prep Date	Prep Batch	Analytical Batch
Run #1	3G134528.D	1	12/11/21 01:07	RK	12/09/21 09:55	OP37035	G3G4907
Run #2							

	Initial Weight	Final Volume
Run #1	16.7 g	5.0 ml
Run #2		

Herbicide List

CAS No.	Compound	Result	RL	MDL	Units	Q
94-75-7	2,4-D	ND	17	7.8	ug/kg	
93-72-1	2,4,5-TP (Silvex)	ND	3.5	2.0	ug/kg	
93-76-5	2,4,5-T	ND	3.5	1.7	ug/kg	

CAS No.	Surrogate Recoveries	Run# 1	Run# 2	Limits
19719-28-9	2,4-DCAA	165% [a]		10-125%
19719-28-9	2,4-DCAA	9% [a]		10-125%

(a) Outside control limits due to matrix interference.

ND = Not detected MDL = Method Detection Limit
RL = Reporting Limit
E = Indicates value exceeds calibration range

J = Indicates an estimated value
B = Indicates analyte found in associated method blank
N = Indicates presumptive evidence of a compound

Report of Analysis

Client Sample ID:	TT-SB-38-7.5-9.5		
Lab Sample ID:	JD36272-1	**Date Sampled:**	12/06/21
Matrix:	SO - Soil	**Date Received:**	12/07/21
Method:	SW846 8081B SW846 3546	**Percent Solids:**	86.2
Project:	2nd Avenue and 33-39th Street, Brooklyn, NY		

	File ID	DF	Analyzed	By	Prep Date	Prep Batch	Analytical Batch
Run #1 [a]	1G172107.D	1	12/16/21 01:58	CP	12/09/21 11:25	OP37039	G1G5938
Run #2 [b]	1G172135.D	5	12/16/21 22:09	TL	12/09/21 11:25	OP37039	G1G5939

	Initial Weight	Final Volume
Run #1	16.1 g	10.0 ml
Run #2	16.1 g	10.0 ml

Pesticide TCL List

CAS No.	Compound	Result	RL	MDL	Units	Q
309-00-2	Aldrin [c]	2.1	0.72	0.59	ug/kg	
319-84-6	alpha-BHC	ND	0.72	0.59	ug/kg	
319-85-7	beta-BHC	ND	0.72	0.65	ug/kg	
319-86-8	delta-BHC	ND	0.72	0.69	ug/kg	
58-89-9	gamma-BHC (Lindane)	ND	0.72	0.53	ug/kg	
5103-71-9	alpha-Chlordane	ND	0.72	0.58	ug/kg	
5103-74-2	gamma-Chlordane	ND	0.72	0.33	ug/kg	
60-57-1	Dieldrin [c]	1.1	0.72	0.50	ug/kg	
72-54-8	4,4'-DDD	4.8	0.72	0.66	ug/kg	
72-55-9	4,4'-DDE	4.3	0.72	0.63	ug/kg	
50-29-3	4,4'-DDT	4.8	0.72	0.64	ug/kg	
72-20-8	Endrin	ND	0.72	0.56	ug/kg	
1031-07-8	Endosulfan sulfate	ND	0.72	0.56	ug/kg	
7421-93-4	Endrin aldehyde	ND	0.72	0.41	ug/kg	
959-98-8	Endosulfan-I	ND	0.72	0.42	ug/kg	
33213-65-9	Endosulfan-II	ND	0.72	0.45	ug/kg	
76-44-8	Heptachlor	ND	0.72	0.62	ug/kg	
1024-57-3	Heptachlor epoxide	ND	0.72	0.51	ug/kg	
72-43-5	Methoxychlor	ND	1.4	0.57	ug/kg	
53494-70-5	Endrin ketone	ND	0.72	0.52	ug/kg	
8001-35-2	Toxaphene	ND	18	17	ug/kg	

CAS No.	Surrogate Recoveries	Run# 1	Run# 2	Limits
877-09-8	Tetrachloro-m-xylene	82%	100%	14-145%
877-09-8	Tetrachloro-m-xylene	80%	79%	14-145%
2051-24-3	Decachlorobiphenyl	83%	93%	10-197%
2051-24-3	Decachlorobiphenyl	202% [d]	222% [d]	10-197%

(a) Had TBA cleanup.
(b) Had TBA cleanup. Confirmation run.
(c) More than 40 % RPD for detected concentrations between the two GC columns.

ND = Not detected MDL = Method Detection Limit
RL = Reporting Limit
E = Indicates value exceeds calibration range
J = Indicates an estimated value
B = Indicates analyte found in associated method blank
N = Indicates presumptive evidence of a compound

Report of Analysis

Client Sample ID:	TT-SB-38-7.5-9.5		
Lab Sample ID:	JD36272-1	**Date Sampled:**	12/06/21
Matrix:	SO - Soil	**Date Received:**	12/07/21
Method:	SW846 8081B SW846 3546	**Percent Solids:**	86.2
Project:	2nd Avenue and 33-39th Street, Brooklyn, NY		

Pesticide TCL List

CAS No.	Compound	Result	RL	MDL	Units	Q

(d) Outside control limits due to matrix interference.

ND = Not detected MDL = Method Detection Limit J = Indicates an estimated value
RL = Reporting Limit B = Indicates analyte found in associated method blank
E = Indicates value exceeds calibration range N = Indicates presumptive evidence of a compound

Report of Analysis

Client Sample ID:	TT-SB-38-7.5-9.5		
Lab Sample ID:	JD36272-1	**Date Sampled:**	12/06/21
Matrix:	SO - Soil	**Date Received:**	12/07/21
Method:	SW846 8082A SW846 3546	**Percent Solids:**	86.2
Project:	2nd Avenue and 33-39th Street, Brooklyn, NY		

	File ID	DF	Analyzed	By	Prep Date	Prep Batch	Analytical Batch
Run #1	RK7270.D	1	12/13/21 08:02	CP	12/09/21 11:25	OP37040	GRK187
Run #2 [a]	RK7336.D	1	12/14/21 14:22	TL	12/09/21 11:25	OP37040	GRK189

	Initial Weight	Final Volume
Run #1	16.1 g	10.0 ml
Run #2	16.1 g	10.0 ml

PCB List

CAS No.	Compound	Result	RL	MDL	Units	Q
12674-11-2	Aroclor 1016	ND	36	17	ug/kg	
11104-28-2	Aroclor 1221	ND	36	22	ug/kg	
11141-16-5	Aroclor 1232	ND	36	23	ug/kg	
53469-21-9	Aroclor 1242	ND	36	15	ug/kg	
12672-29-6	Aroclor 1248	ND	36	32	ug/kg	
11097-69-1	Aroclor 1254	ND	36	19	ug/kg	
11096-82-5	Aroclor 1260	ND	36	15	ug/kg	
11100-14-4	Aroclor 1268	ND	36	15	ug/kg	
37324-23-5	Aroclor 1262	ND	36	24	ug/kg	

CAS No.	Surrogate Recoveries	Run# 1	Run# 2	Limits
877-09-8	Tetrachloro-m-xylene	90%	91%	10-163%
877-09-8	Tetrachloro-m-xylene	81%	86%	10-163%
2051-24-3	Decachlorobiphenyl	55%	58%	10-215%
2051-24-3	Decachlorobiphenyl	225% [b]	231% [b]	10-215%

(a) Confirmation run.
(b) Outside control limits due to matrix interference.

ND = Not detected MDL = Method Detection Limit
RL = Reporting Limit
E = Indicates value exceeds calibration range
J = Indicates an estimated value
B = Indicates analyte found in associated method blank
N = Indicates presumptive evidence of a compound

Report of Analysis

Client Sample ID:	TT-SB-38-7.5-9.5		
Lab Sample ID:	JD36272-1	**Date Sampled:**	12/06/21
Matrix:	SO - Soil	**Date Received:**	12/07/21
		Percent Solids:	86.2
Project:	2nd Avenue and 33-39th Street, Brooklyn, NY		

Metals Analysis

Analyte	Result	RL	Units	DF	Prep	Analyzed	By	Method	Prep Method
Aluminum	7760	60	mg/kg	1	12/10/21	12/13/21	ND	SW846 6010D [2]	SW846 3050B [5]
Antimony	< 2.4	2.4	mg/kg	1	12/10/21	12/13/21	ND	SW846 6010D [2]	SW846 3050B [5]
Arsenic [a]	9.4	4.8	mg/kg	2	12/10/21	12/15/21	ND	SW846 6010D [3]	SW846 3050B [5]
Barium	425	24	mg/kg	1	12/10/21	12/13/21	ND	SW846 6010D [2]	SW846 3050B [5]
Beryllium	0.52	0.24	mg/kg	1	12/10/21	12/13/21	ND	SW846 6010D [2]	SW846 3050B [5]
Cadmium	0.69	0.60	mg/kg	1	12/10/21	12/13/21	ND	SW846 6010D [2]	SW846 3050B [5]
Calcium	30900	1200	mg/kg	2	12/10/21	12/15/21	ND	SW846 6010D [3]	SW846 3050B [5]
Chromium	16.4	1.2	mg/kg	1	12/10/21	12/13/21	ND	SW846 6010D [2]	SW846 3050B [5]
Cobalt	6.5	6.0	mg/kg	1	12/10/21	12/13/21	ND	SW846 6010D [2]	SW846 3050B [5]
Copper [a]	45.5	6.0	mg/kg	2	12/10/21	12/15/21	ND	SW846 6010D [3]	SW846 3050B [5]
Iron	25500	120	mg/kg	2	12/10/21	12/15/21	ND	SW846 6010D [3]	SW846 3050B [5]
Lead	563	2.4	mg/kg	1	12/10/21	12/13/21	ND	SW846 6010D [2]	SW846 3050B [5]
Magnesium	4230	600	mg/kg	1	12/10/21	12/13/21	ND	SW846 6010D [2]	SW846 3050B [5]
Manganese [a]	261	3.6	mg/kg	2	12/10/21	12/15/21	ND	SW846 6010D [3]	SW846 3050B [5]
Mercury	0.40	0.037	mg/kg	1	12/09/21	12/09/21	SB	SW846 7471B [1]	SW846 7471B [4]
Nickel	26.4	4.8	mg/kg	1	12/10/21	12/13/21	ND	SW846 6010D [2]	SW846 3050B [5]
Potassium	1390	1200	mg/kg	1	12/10/21	12/13/21	ND	SW846 6010D [2]	SW846 3050B [5]
Selenium [a]	< 4.8	4.8	mg/kg	2	12/10/21	12/15/21	ND	SW846 6010D [3]	SW846 3050B [5]
Silver [a]	< 1.2	1.2	mg/kg	2	12/10/21	12/15/21	ND	SW846 6010D [3]	SW846 3050B [5]
Sodium	< 1200	1200	mg/kg	1	12/10/21	12/13/21	ND	SW846 6010D [2]	SW846 3050B [5]
Thallium [a]	< 2.4	2.4	mg/kg	2	12/10/21	12/15/21	ND	SW846 6010D [3]	SW846 3050B [5]
Vanadium	25.0	6.0	mg/kg	1	12/10/21	12/13/21	ND	SW846 6010D [2]	SW846 3050B [5]
Zinc	342	12	mg/kg	1	12/10/21	12/13/21	ND	SW846 6010D [2]	SW846 3050B [5]

(1) Instrument QC Batch: MA51559
(2) Instrument QC Batch: MA51591
(3) Instrument QC Batch: MA51612
(4) Prep QC Batch: MP30267
(5) Prep QC Batch: MP30281

(a) Elevated detection limit due to dilution required for high interfering element.

RL = Reporting Limit

Report of Analysis

Client Sample ID:	TT-SB-38-7.5-9.5		
Lab Sample ID:	JD36272-1	**Date Sampled:**	12/06/21
Matrix:	SO - Soil	**Date Received:**	12/07/21
		Percent Solids:	86.2
Project:	2nd Avenue and 33-39th Street, Brooklyn, NY		

General Chemistry

Analyte	Result	RL	Units	DF	Analyzed	By	Method
Cyanide	0.38	0.25	mg/kg	1	12/14/21 16:17	EB	SW846 9012B/LACHAT
Solids, Percent	86.2		%	1	12/08/21 16:11	BG	SM2540 G 18TH ED MOD

RL = Reporting Limit

Report of Analysis

Client Sample ID:	TT-SB-38-7.5-9.5		
Lab Sample ID:	JD36272-1A	**Date Sampled:**	12/06/21
Matrix:	SO - Soil	**Date Received:**	12/07/21
Method:	EPA 537M BY ID IN HOUSE	**Percent Solids:**	86.2
Project:	2nd Avenue and 33-39th Street, Brooklyn, NY		

	File ID	DF	Analyzed	By	Prep Date	Prep Batch	Analytical Batch
Run #1 [a]	2Q82237.D	1	12/24/21 23:00	AFL	12/15/21 08:30	F:OP88849	F:S2Q1162
Run #2							

	Initial Weight	Final Volume
Run #1	2.00 g	1.0 ml
Run #2		

PFAS List

CAS No.	Compound	Result	RL	MDL	Units	Q
PERFLUOROALKYLCARBOXYLIC ACIDS						
375-22-4	Perfluorobutanoic acid	ND	1.2	0.44	ug/kg	
2706-90-3	Perfluoropentanoic acid	ND	0.58	0.29	ug/kg	
307-24-4	Perfluorohexanoic acid	ND	0.58	0.29	ug/kg	
375-85-9	Perfluoroheptanoic acid	ND	0.58	0.29	ug/kg	
335-67-1	Perfluorooctanoic acid	ND	0.58	0.29	ug/kg	
375-95-1	Perfluorononanoic acid	ND	0.58	0.29	ug/kg	
335-76-2	Perfluorodecanoic acid	ND	0.58	0.29	ug/kg	
2058-94-8	Perfluoroundecanoic acid	ND	0.58	0.29	ug/kg	
307-55-1	Perfluorododecanoic acid	ND	0.58	0.29	ug/kg	
72629-94-8	Perfluorotridecanoic acid	ND	0.58	0.31	ug/kg	
376-06-7	Perfluorotetradecanoic acid	ND	0.58	0.29	ug/kg	
PERFLUOROALKYLSULFONIC ACIDS						
375-73-5	Perfluorobutanesulfonic acid	ND	0.58	0.29	ug/kg	
355-46-4	Perfluorohexanesulfonic acid	ND	0.58	0.29	ug/kg	
375-92-8	Perfluoroheptanesulfonic acid	ND	0.58	0.29	ug/kg	
1763-23-1	Perfluorooctanesulfonic acid	ND	0.58	0.29	ug/kg	
335-77-3	Perfluorodecanesulfonic acid	ND	0.58	0.29	ug/kg	
PERFLUOROOCTANESULFONAMIDES						
754-91-6	PFOSA	ND	0.58	0.29	ug/kg	
PERFLUOROOCTANESULFONAMIDOACETIC ACIDS						
2355-31-9	MeFOSAA	ND	1.2	0.58	ug/kg	
2991-50-6	EtFOSAA	ND	1.2	0.58	ug/kg	
FLUOROTELOMER SULFONATES						
27619-97-2	6:2 Fluorotelomer sulfonate	ND	1.2	0.29	ug/kg	
39108-34-4	8:2 Fluorotelomer sulfonate	ND	1.2	0.29	ug/kg	

ND = Not detected MDL = Method Detection Limit J = Indicates an estimated value
RL = Reporting Limit B = Indicates analyte found in associated method blank
E = Indicates value exceeds calibration range N = Indicates presumptive evidence of a compound

Report of Analysis

Client Sample ID:	TT-SB-38-7.5-9.5		
Lab Sample ID:	JD36272-1A	**Date Sampled:**	12/06/21
Matrix:	SO - Soil	**Date Received:**	12/07/21
Method:	EPA 537M BY ID IN HOUSE	**Percent Solids:**	86.2
Project:	2nd Avenue and 33-39th Street, Brooklyn, NY		

PFAS List

CAS No.	ID Standard Recoveries	Run# 1	Run# 2	Limits
	13C4-PFBA	85%		40-140%
	13C5-PFPeA	84%		50-150%
	13C5-PFHxA	84%		50-150%
	13C4-PFHpA	86%		50-150%
	13C8-PFOA	85%		50-150%
	13C9-PFNA	81%		50-150%
	13C6-PFDA	77%		50-150%
	13C7-PFUnDA	73%		40-140%
	13C2-PFDoDA	80%		40-140%
	13C2-PFTeDA	90%		30-130%
	13C3-PFBS	87%		50-150%
	13C3-PFHxS	88%		50-150%
	13C8-PFOS	84%		50-150%
	13C8-FOSA	72%		30-130%
	d3-MeFOSAA	83%		40-140%
	d5-EtFOSAA	90%		40-140%
	13C2-6:2FTS	85%		50-150%
	13C2-8:2FTS	83%		50-150%

(a) Analysis performed at SGS Orlando, FL.

ND = Not detected MDL = Method Detection Limit
RL = Reporting Limit
E = Indicates value exceeds calibration range

J = Indicates an estimated value
B = Indicates analyte found in associated method blank
N = Indicates presumptive evidence of a compound

Report of Analysis

Client Sample ID:	TT-SB-39-6.5-8.5		
Lab Sample ID:	JD36272-2	**Date Sampled:**	12/06/21
Matrix:	SO - Soil	**Date Received:**	12/07/21
Method:	SW846 8260D SW846 5035	**Percent Solids:**	90.5
Project:	2nd Avenue and 33-39th Street, Brooklyn, NY		

	File ID	DF	Analyzed	By	Prep Date	Prep Batch	Analytical Batch
Run #1	3C171892.D	1	12/08/21 15:59	PS	12/08/21 08:36	n/a	V3C7574
Run #2							

	Initial Weight
Run #1	5.1 g
Run #2	

VOA TCL List

CAS No.	Compound	Result	RL	MDL	Units	Q
67-64-1	Acetone	10.1	11	4.5	ug/kg	J
71-43-2	Benzene	ND	0.54	0.49	ug/kg	
74-97-5	Bromochloromethane	ND	5.4	0.61	ug/kg	
75-27-4	Bromodichloromethane	ND	2.2	0.46	ug/kg	
75-25-2	Bromoform	ND	5.4	1.5	ug/kg	
74-83-9	Bromomethane	ND	5.4	0.83	ug/kg	
78-93-3	2-Butanone (MEK)	ND	11	2.6	ug/kg	
75-15-0	Carbon disulfide [a]	ND	2.2	0.58	ug/kg	
56-23-5	Carbon tetrachloride	ND	2.2	0.67	ug/kg	
108-90-7	Chlorobenzene	ND	2.2	0.50	ug/kg	
75-00-3	Chloroethane	ND	5.4	0.64	ug/kg	
67-66-3	Chloroform	ND	2.2	0.56	ug/kg	
74-87-3	Chloromethane	ND	5.4	2.1	ug/kg	
110-82-7	Cyclohexane	ND	2.2	0.71	ug/kg	
96-12-8	1,2-Dibromo-3-chloropropane	ND	2.2	0.75	ug/kg	
124-48-1	Dibromochloromethane	ND	2.2	0.61	ug/kg	
106-93-4	1,2-Dibromoethane	ND	1.1	0.46	ug/kg	
95-50-1	1,2-Dichlorobenzene	ND	1.1	0.59	ug/kg	
541-73-1	1,3-Dichlorobenzene	ND	1.1	0.54	ug/kg	
106-46-7	1,4-Dichlorobenzene	ND	1.1	0.54	ug/kg	
75-71-8	Dichlorodifluoromethane	ND	5.4	0.79	ug/kg	
75-34-3	1,1-Dichloroethane	ND	1.1	0.54	ug/kg	
107-06-2	1,2-Dichloroethane	ND	1.1	0.51	ug/kg	
75-35-4	1,1-Dichloroethene [a]	ND	1.1	0.71	ug/kg	
156-59-2	cis-1,2-Dichloroethene	ND	1.1	0.91	ug/kg	
156-60-5	trans-1,2-Dichloroethene	ND	1.1	0.66	ug/kg	
78-87-5	1,2-Dichloropropane	ND	2.2	0.51	ug/kg	
10061-01-5	cis-1,3-Dichloropropene	ND	2.2	0.51	ug/kg	
10061-02-6	trans-1,3-Dichloropropene	ND	2.2	0.50	ug/kg	
100-41-4	Ethylbenzene	ND	1.1	0.49	ug/kg	
76-13-1	Freon 113	ND	5.4	2.9	ug/kg	
591-78-6	2-Hexanone	ND	5.4	2.3	ug/kg	

ND = Not detected MDL = Method Detection Limit
RL = Reporting Limit
E = Indicates value exceeds calibration range

J = Indicates an estimated value
B = Indicates analyte found in associated method blank
N = Indicates presumptive evidence of a compound

Report of Analysis

Client Sample ID:	TT-SB-39-6.5-8.5		
Lab Sample ID:	JD36272-2	**Date Sampled:**	12/06/21
Matrix:	SO - Soil	**Date Received:**	12/07/21
Method:	SW846 8260D SW846 5035	**Percent Solids:**	90.5
Project:	2nd Avenue and 33-39th Street, Brooklyn, NY		

VOA TCL List

CAS No.	Compound	Result	RL	MDL	Units	Q
98-82-8	Isopropylbenzene	ND	2.2	1.5	ug/kg	
79-20-9	Methyl Acetate	ND	5.4	1.5	ug/kg	
108-87-2	Methylcyclohexane	ND	2.2	0.95	ug/kg	
1634-04-4	Methyl Tert Butyl Ether	ND	1.1	0.51	ug/kg	
108-10-1	4-Methyl-2-pentanone(MIBK)	ND	5.4	2.5	ug/kg	
75-09-2	Methylene chloride	ND	5.4	2.8	ug/kg	
100-42-5	Styrene	ND	2.2	0.44	ug/kg	
79-34-5	1,1,2,2-Tetrachloroethane	ND	2.2	0.65	ug/kg	
127-18-4	Tetrachloroethene	ND	2.2	0.63	ug/kg	
108-88-3	Toluene	ND	1.1	0.57	ug/kg	
87-61-6	1,2,3-Trichlorobenzene	ND	5.4	2.7	ug/kg	
120-82-1	1,2,4-Trichlorobenzene	ND	5.4	2.7	ug/kg	
71-55-6	1,1,1-Trichloroethane	ND	2.2	0.52	ug/kg	
79-00-5	1,1,2-Trichloroethane	ND	2.2	0.60	ug/kg	
79-01-6	Trichloroethene	ND	1.1	0.83	ug/kg	
75-69-4	Trichlorofluoromethane	ND	5.4	0.74	ug/kg	
75-01-4	Vinyl chloride	ND	2.2	0.52	ug/kg	
	m,p-Xylene	ND	1.1	0.97	ug/kg	
95-47-6	o-Xylene	ND	1.1	0.50	ug/kg	
1330-20-7	Xylene (total)	ND	1.1	0.50	ug/kg	

CAS No.	Surrogate Recoveries	Run# 1	Run# 2	Limits
1868-53-7	Dibromofluoromethane	104%		72-130%
17060-07-0	1,2-Dichloroethane-D4	116%		75-131%
2037-26-5	Toluene-D8	108%		81-121%
460-00-4	4-Bromofluorobenzene	119%		60-141%

CAS No.	Tentatively Identified Compounds	R.T.	Est. Conc.	Units	Q
	Total TIC, Volatile		0	ug/kg	

(a) Associated CCV outside of control limits low. A sensitivity check was analyzed to demonstrate system suitability to detect affected analyte. Sample was ND.

ND = Not detected MDL = Method Detection Limit
RL = Reporting Limit
E = Indicates value exceeds calibration range

J = Indicates an estimated value
B = Indicates analyte found in associated method blank
N = Indicates presumptive evidence of a compound

Report of Analysis

Client Sample ID:	TT-SB-39-6.5-8.5		
Lab Sample ID:	JD36272-2	**Date Sampled:**	12/06/21
Matrix:	SO - Soil	**Date Received:**	12/07/21
Method:	SW846 8270E SW846 3546	**Percent Solids:**	90.5
Project:	2nd Avenue and 33-39th Street, Brooklyn, NY		

	File ID	DF	Analyzed	By	Prep Date	Prep Batch	Analytical Batch
Run #1 [a]	M177067.D	5	12/17/21 15:16	JY	12/08/21 12:05	OP37036	EM7612
Run #2							

	Initial Weight	Final Volume
Run #1	30.9 g	1.0 ml
Run #2		

ABN TCL List (SOM0 2.0)

CAS No.	Compound	Result	RL	MDL	Units	Q
95-57-8	2-Chlorophenol	ND	360	88	ug/kg	
59-50-7	4-Chloro-3-methyl phenol	ND	890	110	ug/kg	
120-83-2	2,4-Dichlorophenol	ND	890	150	ug/kg	
105-67-9	2,4-Dimethylphenol	ND	890	320	ug/kg	
51-28-5	2,4-Dinitrophenol [b]	ND	890	670	ug/kg	
534-52-1	4,6-Dinitro-o-cresol [b]	ND	890	190	ug/kg	
95-48-7	2-Methylphenol	ND	360	110	ug/kg	
	3&4-Methylphenol	ND	360	150	ug/kg	
88-75-5	2-Nitrophenol [b]	ND	890	120	ug/kg	
100-02-7	4-Nitrophenol	ND	1800	480	ug/kg	
87-86-5	Pentachlorophenol	ND	720	170	ug/kg	
108-95-2	Phenol	ND	360	93	ug/kg	
58-90-2	2,3,4,6-Tetrachlorophenol	ND	890	120	ug/kg	
95-95-4	2,4,5-Trichlorophenol	ND	890	130	ug/kg	
88-06-2	2,4,6-Trichlorophenol	ND	890	110	ug/kg	
83-32-9	Acenaphthene	258	180	62	ug/kg	
208-96-8	Acenaphthylene	ND	180	91	ug/kg	
98-86-2	Acetophenone [b]	ND	890	38	ug/kg	
120-12-7	Anthracene	604	180	110	ug/kg	
1912-24-9	Atrazine [b]	ND	360	77	ug/kg	
56-55-3	Benzo(a)anthracene	1300	180	51	ug/kg	
50-32-8	Benzo(a)pyrene	1300	180	81	ug/kg	
205-99-2	Benzo(b)fluoranthene	1780	180	79	ug/kg	
191-24-2	Benzo(g,h,i)perylene	670	180	89	ug/kg	
207-08-9	Benzo(k)fluoranthene	610	180	83	ug/kg	
101-55-3	4-Bromophenyl phenyl ether	ND	360	69	ug/kg	
85-68-7	Butyl benzyl phthalate	ND	360	44	ug/kg	
92-52-4	1,1'-Biphenyl	43.5	360	24	ug/kg	J
100-52-7	Benzaldehyde	ND	890	44	ug/kg	
91-58-7	2-Chloronaphthalene	ND	360	43	ug/kg	
106-47-8	4-Chloroaniline	ND	890	64	ug/kg	
86-74-8	Carbazole	271	360	26	ug/kg	J

ND = Not detected MDL = Method Detection Limit
RL = Reporting Limit
E = Indicates value exceeds calibration range

J = Indicates an estimated value
B = Indicates analyte found in associated method blank
N = Indicates presumptive evidence of a compound

Report of Analysis

Client Sample ID:	TT-SB-39-6.5-8.5		
Lab Sample ID:	JD36272-2	**Date Sampled:**	12/06/21
Matrix:	SO - Soil	**Date Received:**	12/07/21
Method:	SW846 8270E SW846 3546	**Percent Solids:**	90.5
Project:	2nd Avenue and 33-39th Street, Brooklyn, NY		

ABN TCL List (SOM0 2.0)

CAS No.	Compound	Result	RL	MDL	Units	Q
105-60-2	Caprolactam [b]	ND	360	71	ug/kg	
218-01-9	Chrysene	1280	180	56	ug/kg	
111-91-1	bis(2-Chloroethoxy)methane	ND	360	38	ug/kg	
111-44-4	bis(2-Chloroethyl)ether	ND	360	77	ug/kg	
108-60-1	2,2'-Oxybis(1-chloropropane)	ND	360	64	ug/kg	
7005-72-3	4-Chlorophenyl phenyl ether	ND	360	58	ug/kg	
121-14-2	2,4-Dinitrotoluene [b]	ND	180	55	ug/kg	
606-20-2	2,6-Dinitrotoluene [b]	ND	180	90	ug/kg	
91-94-1	3,3'-Dichlorobenzidine	ND	360	150	ug/kg	
123-91-1	1,4-Dioxane	ND	180	120	ug/kg	
53-70-3	Dibenzo(a,h)anthracene	250	180	79	ug/kg	
132-64-9	Dibenzofuran	237	360	73	ug/kg	J
84-74-2	Di-n-butyl phthalate	126	360	29	ug/kg	J
117-84-0	Di-n-octyl phthalate	ND	360	45	ug/kg	
84-66-2	Diethyl phthalate	ND	360	38	ug/kg	
131-11-3	Dimethyl phthalate	ND	360	32	ug/kg	
117-81-7	bis(2-Ethylhexyl)phthalate	465	360	42	ug/kg	
206-44-0	Fluoranthene	2900	180	80	ug/kg	
86-73-7	Fluorene	363	180	82	ug/kg	
118-74-1	Hexachlorobenzene	ND	360	45	ug/kg	
87-68-3	Hexachlorobutadiene [b]	ND	180	72	ug/kg	
77-47-4	Hexachlorocyclopentadiene [c]	ND	1800	71	ug/kg	
67-72-1	Hexachloroethane [b]	ND	890	89	ug/kg	
193-39-5	Indeno(1,2,3-cd)pyrene	961	180	84	ug/kg	
78-59-1	Isophorone	ND	360	38	ug/kg	
91-57-6	2-Methylnaphthalene	167	180	40	ug/kg	J
88-74-4	2-Nitroaniline [b]	ND	890	42	ug/kg	
99-09-2	3-Nitroaniline	ND	890	45	ug/kg	
100-01-6	4-Nitroaniline	ND	890	46	ug/kg	
91-20-3	Naphthalene	279	180	50	ug/kg	
98-95-3	Nitrobenzene	ND	360	69	ug/kg	
621-64-7	N-Nitroso-di-n-propylamine [b]	ND	360	52	ug/kg	
86-30-6	N-Nitrosodiphenylamine	ND	890	65	ug/kg	
85-01-8	Phenanthrene	2090	180	60	ug/kg	
129-00-0	Pyrene	2680	180	57	ug/kg	
95-94-3	1,2,4,5-Tetrachlorobenzene	ND	890	45	ug/kg	

CAS No.	Surrogate Recoveries	Run# 1	Run# 2	Limits
367-12-4	2-Fluorophenol	38%		10-109%

ND = Not detected MDL = Method Detection Limit
RL = Reporting Limit
E = Indicates value exceeds calibration range

J = Indicates an estimated value
B = Indicates analyte found in associated method blank
N = Indicates presumptive evidence of a compound

Report of Analysis

Client Sample ID:	TT-SB-39-6.5-8.5		
Lab Sample ID:	JD36272-2	**Date Sampled:**	12/06/21
Matrix:	SO - Soil	**Date Received:**	12/07/21
Method:	SW846 8270E SW846 3546	**Percent Solids:**	90.5
Project:	2nd Avenue and 33-39th Street, Brooklyn, NY		

ABN TCL List (SOM0 2.0)

CAS No.	Surrogate Recoveries	Run# 1	Run# 2	Limits
4165-62-2	Phenol-d5	42%		10-105%
118-79-6	2,4,6-Tribromophenol	42%		10-135%
4165-60-0	Nitrobenzene-d5	50%		10-119%
321-60-8	2-Fluorobiphenyl	45%		18-112%
1718-51-0	Terphenyl-d14	43%		18-125%

CAS No.	Tentatively Identified Compounds	R.T.	Est. Conc.	Units	Q
	unknown PAH substance	18.27	1100	ug/kg	J
	Total TIC, Semi-Volatile		1100	ug/kg	J

(a) Dilution required due to viscosity of the extract matrix.
(b) Associated CCV outside of control limits high, sample was ND.
(c) Associated CCV outside of control limits low. Low-level verification was analyzed to demonstrate system suitability to detect affected analytes. Sample was ND.

ND = Not detected MDL = Method Detection Limit
RL = Reporting Limit
E = Indicates value exceeds calibration range

J = Indicates an estimated value
B = Indicates analyte found in associated method blank
N = Indicates presumptive evidence of a compound

Report of Analysis

Client Sample ID:	TT-SB-39-6.5-8.5		
Lab Sample ID:	JD36272-2	**Date Sampled:**	12/06/21
Matrix:	SO - Soil	**Date Received:**	12/07/21
Method:	SW846 8270E BY SIM SW846 3546	**Percent Solids:**	90.5
Project:	2nd Avenue and 33-39th Street, Brooklyn, NY		

	File ID	DF	Analyzed	By	Prep Date	Prep Batch	Analytical Batch
Run #1 [a]	4M105486.D	5	12/24/21 02:58	CS	12/08/21 15:47	OP37036A	E4M4898
Run #2							

	Initial Weight	Final Volume
Run #1	30.9 g	1.0 ml
Run #2		

CAS No.	Compound	Result	RL	MDL	Units	Q
123-91-1	1,4-Dioxane	ND	18	8.9	ug/kg	

CAS No.	Surrogate Recoveries	Run# 1	Run# 2	Limits
4165-60-0	Nitrobenzene-d5	58%		10-107%
321-60-8	2-Fluorobiphenyl	52%		17-91%
1718-51-0	Terphenyl-d14	52%		17-105%

(a) Dilution required due to viscosity of the extract matrix.

ND = Not detected MDL = Method Detection Limit J = Indicates an estimated value
RL = Reporting Limit B = Indicates analyte found in associated method blank
E = Indicates value exceeds calibration range N = Indicates presumptive evidence of a compound

Report of Analysis

Client Sample ID:	TT-SB-39-6.5-8.5		
Lab Sample ID:	JD36272-2	**Date Sampled:**	12/06/21
Matrix:	SO - Soil	**Date Received:**	12/07/21
Method:	SW846 8151A SW846 3546	**Percent Solids:**	90.5
Project:	2nd Avenue and 33-39th Street, Brooklyn, NY		

	File ID	DF	Analyzed	By	Prep Date	Prep Batch	Analytical Batch
Run #1 [a]	3G134529.D	5	12/11/21 01:35	RK	12/09/21 09:55	OP37035	G3G4907
Run #2							

	Initial Weight	Final Volume
Run #1	15.8 g	5.0 ml
Run #2		

Herbicide List

CAS No.	Compound	Result	RL	MDL	Units	Q
94-75-7	2,4-D	ND	87	39	ug/kg	
93-72-1	2,4,5-TP (Silvex)	ND	17	9.9	ug/kg	
93-76-5	2,4,5-T	ND	17	8.7	ug/kg	

CAS No.	Surrogate Recoveries	Run# 1	Run# 2	Limits
19719-28-9	2,4-DCAA	126% [b]		10-125%
19719-28-9	2,4-DCAA	59%		10-125%

(a) Dilution required due to viscosity of the extract matrix.
(b) Outside control limits due to matrix interference.

ND = Not detected MDL = Method Detection Limit
RL = Reporting Limit
E = Indicates value exceeds calibration range

J = Indicates an estimated value
B = Indicates analyte found in associated method blank
N = Indicates presumptive evidence of a compound

Report of Analysis

Client Sample ID:	TT-SB-39-6.5-8.5		
Lab Sample ID:	JD36272-2	**Date Sampled:**	12/06/21
Matrix:	SO - Soil	**Date Received:**	12/07/21
Method:	SW846 8081B SW846 3546	**Percent Solids:**	90.5
Project:	2nd Avenue and 33-39th Street, Brooklyn, NY		

	File ID	DF	Analyzed	By	Prep Date	Prep Batch	Analytical Batch
Run #1 [a]	1G172109.D	1	12/16/21 02:34	CP	12/09/21 11:25	OP37039	G1G5938
Run #2 [b]	1G172137.D	5	12/16/21 22:46	TL	12/09/21 11:25	OP37039	G1G5939

	Initial Weight	Final Volume
Run #1	16.0 g	10.0 ml
Run #2	16.0 g	10.0 ml

Pesticide TCL List

CAS No.	Compound	Result	RL	MDL	Units	Q
309-00-2	Aldrin [c]	1.2	0.69	0.57	ug/kg	
319-84-6	alpha-BHC	ND	0.69	0.56	ug/kg	
319-85-7	beta-BHC	ND	0.69	0.62	ug/kg	
319-86-8	delta-BHC	ND	0.69	0.66	ug/kg	
58-89-9	gamma-BHC (Lindane) [c]	3.1	0.69	0.51	ug/kg	
5103-71-9	alpha-Chlordane	ND	0.69	0.56	ug/kg	
5103-74-2	gamma-Chlordane	ND	0.69	0.31	ug/kg	
60-57-1	Dieldrin	ND	0.69	0.47	ug/kg	
72-54-8	4,4'-DDD	9.5	0.69	0.63	ug/kg	
72-55-9	4,4'-DDE	14.8	0.69	0.60	ug/kg	
50-29-3	4,4'-DDT	ND	0.69	0.61	ug/kg	
72-20-8	Endrin	ND	0.69	0.54	ug/kg	
1031-07-8	Endosulfan sulfate	ND	0.69	0.54	ug/kg	
7421-93-4	Endrin aldehyde	ND	0.69	0.39	ug/kg	
959-98-8	Endosulfan-I	ND	0.69	0.40	ug/kg	
33213-65-9	Endosulfan-II	ND	0.69	0.43	ug/kg	
76-44-8	Heptachlor	ND	0.69	0.59	ug/kg	
1024-57-3	Heptachlor epoxide	ND	0.69	0.48	ug/kg	
72-43-5	Methoxychlor	ND	1.4	0.55	ug/kg	
53494-70-5	Endrin ketone	ND	0.69	0.50	ug/kg	
8001-35-2	Toxaphene	ND	17	16	ug/kg	

CAS No.	Surrogate Recoveries	Run# 1	Run# 2	Limits
877-09-8	Tetrachloro-m-xylene	75%	91%	14-145%
877-09-8	Tetrachloro-m-xylene	75%	84%	14-145%
2051-24-3	Decachlorobiphenyl	46%	67%	10-197%
2051-24-3	Decachlorobiphenyl	121%	166%	10-197%

(a) Had TBA cleanup.
(b) Had TBA cleanup. Confirmation run.
(c) More than 40 % RPD for detected concentrations between the two GC columns.

ND = Not detected MDL = Method Detection Limit
RL = Reporting Limit
E = Indicates value exceeds calibration range
J = Indicates an estimated value
B = Indicates analyte found in associated method blank
N = Indicates presumptive evidence of a compound

Report of Analysis

Client Sample ID:	TT-SB-39-6.5-8.5		
Lab Sample ID:	JD36272-2	**Date Sampled:**	12/06/21
Matrix:	SO - Soil	**Date Received:**	12/07/21
Method:	SW846 8082A SW846 3546	**Percent Solids:**	90.5
Project:	2nd Avenue and 33-39th Street, Brooklyn, NY		

	File ID	DF	Analyzed	By	Prep Date	Prep Batch	Analytical Batch
Run #1 [a]	RK7394.D	1	12/16/21 00:31	CP	12/09/21 11:25	OP37040	GRK191
Run #2 [b]	RK7355.D	1	12/15/21 03:09	CP	12/09/21 11:25	OP37040	GRK190

	Initial Weight	Final Volume
Run #1	16.0 g	10.0 ml
Run #2	16.0 g	10.0 ml

PCB List

CAS No.	Compound	Result	RL	MDL	Units	Q
12674-11-2	Aroclor 1016	ND	34	16	ug/kg	
11104-28-2	Aroclor 1221	ND	34	21	ug/kg	
11141-16-5	Aroclor 1232	ND	34	22	ug/kg	
53469-21-9	Aroclor 1242	ND	34	14	ug/kg	
12672-29-6	Aroclor 1248	ND	34	31	ug/kg	
11097-69-1	Aroclor 1254	ND	34	19	ug/kg	
11096-82-5	Aroclor 1260	ND	34	15	ug/kg	
11100-14-4	Aroclor 1268	ND	34	15	ug/kg	
37324-23-5	Aroclor 1262	ND	34	23	ug/kg	

CAS No.	Surrogate Recoveries	Run# 1	Run# 2	Limits
877-09-8	Tetrachloro-m-xylene	72%	70%	10-163%
877-09-8	Tetrachloro-m-xylene	78%	73%	10-163%
2051-24-3	Decachlorobiphenyl	37%	34%	10-215%
2051-24-3	Decachlorobiphenyl	160%	118%	10-215%

(a) Had TBA cleanup.
(b) Had TBA cleanup. Confirmation run.

ND = Not detected MDL = Method Detection Limit
RL = Reporting Limit
E = Indicates value exceeds calibration range
J = Indicates an estimated value
B = Indicates analyte found in associated method blank
N = Indicates presumptive evidence of a compound

Report of Analysis

Client Sample ID:	TT-SB-39-6.5-8.5		
Lab Sample ID:	JD36272-2	**Date Sampled:**	12/06/21
Matrix:	SO - Soil	**Date Received:**	12/07/21
		Percent Solids:	90.5
Project:	2nd Avenue and 33-39th Street, Brooklyn, NY		

Metals Analysis

Analyte	Result	RL	Units	DF	Prep	Analyzed	By	Method	Prep Method
Aluminum	6390	55	mg/kg	1	12/10/21	12/13/21	ND	SW846 6010D [2]	SW846 3050B [5]
Antimony	< 2.2	2.2	mg/kg	1	12/10/21	12/13/21	ND	SW846 6010D [2]	SW846 3050B [5]
Arsenic	5.2	2.2	mg/kg	1	12/10/21	12/13/21	ND	SW846 6010D [2]	SW846 3050B [5]
Barium	63.4	22	mg/kg	1	12/10/21	12/13/21	ND	SW846 6010D [2]	SW846 3050B [5]
Beryllium	0.42	0.22	mg/kg	1	12/10/21	12/13/21	ND	SW846 6010D [2]	SW846 3050B [5]
Cadmium	< 0.55	0.55	mg/kg	1	12/10/21	12/13/21	ND	SW846 6010D [2]	SW846 3050B [5]
Calcium	43100	2800	mg/kg	5	12/10/21	12/15/21	ND	SW846 6010D [3]	SW846 3050B [5]
Chromium	13.1	1.1	mg/kg	1	12/10/21	12/13/21	ND	SW846 6010D [2]	SW846 3050B [5]
Cobalt	6.1	5.5	mg/kg	1	12/10/21	12/13/21	ND	SW846 6010D [2]	SW846 3050B [5]
Copper	28.6	2.8	mg/kg	1	12/10/21	12/13/21	ND	SW846 6010D [2]	SW846 3050B [5]
Iron	12800	55	mg/kg	1	12/10/21	12/13/21	ND	SW846 6010D [2]	SW846 3050B [5]
Lead	79.4	2.2	mg/kg	1	12/10/21	12/13/21	ND	SW846 6010D [2]	SW846 3050B [5]
Magnesium	7350	550	mg/kg	1	12/10/21	12/13/21	ND	SW846 6010D [2]	SW846 3050B [5]
Manganese	202	1.7	mg/kg	1	12/10/21	12/13/21	ND	SW846 6010D [2]	SW846 3050B [5]
Mercury	0.086	0.037	mg/kg	1	12/09/21	12/09/21	SB	SW846 7471B [1]	SW846 7471B [4]
Nickel	23.9	4.4	mg/kg	1	12/10/21	12/13/21	ND	SW846 6010D [2]	SW846 3050B [5]
Potassium	1250	1100	mg/kg	1	12/10/21	12/13/21	ND	SW846 6010D [2]	SW846 3050B [5]
Selenium	< 2.2	2.2	mg/kg	1	12/10/21	12/13/21	ND	SW846 6010D [2]	SW846 3050B [5]
Silver	1.1	0.55	mg/kg	1	12/10/21	12/13/21	ND	SW846 6010D [2]	SW846 3050B [5]
Sodium	< 1100	1100	mg/kg	1	12/10/21	12/13/21	ND	SW846 6010D [2]	SW846 3050B [5]
Thallium	< 1.1	1.1	mg/kg	1	12/10/21	12/13/21	ND	SW846 6010D [2]	SW846 3050B [5]
Vanadium	23.8	5.5	mg/kg	1	12/10/21	12/13/21	ND	SW846 6010D [2]	SW846 3050B [5]
Zinc	68.5	11	mg/kg	1	12/10/21	12/13/21	ND	SW846 6010D [2]	SW846 3050B [5]

(1) Instrument QC Batch: MA51559
(2) Instrument QC Batch: MA51591
(3) Instrument QC Batch: MA51612
(4) Prep QC Batch: MP30267
(5) Prep QC Batch: MP30281

RL = Reporting Limit

Report of Analysis

Client Sample ID:	TT-SB-39-6.5-8.5		
Lab Sample ID:	JD36272-2	**Date Sampled:**	12/06/21
Matrix:	SO - Soil	**Date Received:**	12/07/21
		Percent Solids:	90.5
Project:	2nd Avenue and 33-39th Street, Brooklyn, NY		

General Chemistry

Analyte	Result	RL	Units	DF	Analyzed	By	Method
Cyanide	< 0.32	0.32	mg/kg	1	12/14/21 16:19	EB	SW846 9012B/LACHAT
Solids, Percent	90.5		%	1	12/08/21 16:11	BG	SM2540 G 18TH ED MOD

RL = Reporting Limit

Report of Analysis

Client Sample ID:	TT-SB-39-6.5-8.5		
Lab Sample ID:	JD36272-2A	**Date Sampled:**	12/06/21
Matrix:	SO - Soil	**Date Received:**	12/07/21
Method:	EPA 537M BY ID IN HOUSE	**Percent Solids:**	90.5
Project:	2nd Avenue and 33-39th Street, Brooklyn, NY		

	File ID	DF	Analyzed	By	Prep Date	Prep Batch	Analytical Batch
Run #1 [a]	2Q82238.D	1	12/24/21 23:18	AFL	12/15/21 08:30	F:OP88849	F:S2Q1162
Run #2							

	Initial Weight	Final Volume
Run #1	1.98 g	1.0 ml
Run #2		

PFAS List

CAS No.	Compound	Result	RL	MDL	Units	Q
PERFLUOROALKYLCARBOXYLIC ACIDS						
375-22-4	Perfluorobutanoic acid	ND	1.1	0.42	ug/kg	
2706-90-3	Perfluoropentanoic acid	ND	0.56	0.28	ug/kg	
307-24-4	Perfluorohexanoic acid	ND	0.56	0.28	ug/kg	
375-85-9	Perfluoroheptanoic acid	ND	0.56	0.28	ug/kg	
335-67-1	Perfluorooctanoic acid	ND	0.56	0.28	ug/kg	
375-95-1	Perfluorononanoic acid	ND	0.56	0.28	ug/kg	
335-76-2	Perfluorodecanoic acid	ND	0.56	0.28	ug/kg	
2058-94-8	Perfluoroundecanoic acid	ND	0.56	0.28	ug/kg	
307-55-1	Perfluorododecanoic acid	ND	0.56	0.28	ug/kg	
72629-94-8	Perfluorotridecanoic acid	ND	0.56	0.30	ug/kg	
376-06-7	Perfluorotetradecanoic acid	ND	0.56	0.28	ug/kg	
PERFLUOROALKYLSULFONIC ACIDS						
375-73-5	Perfluorobutanesulfonic acid	ND	0.56	0.28	ug/kg	
355-46-4	Perfluorohexanesulfonic acid	ND	0.56	0.28	ug/kg	
375-92-8	Perfluoroheptanesulfonic acid	ND	0.56	0.28	ug/kg	
1763-23-1	Perfluorooctanesulfonic acid	ND	0.56	0.28	ug/kg	
335-77-3	Perfluorodecanesulfonic acid	ND	0.56	0.28	ug/kg	
PERFLUOROOCTANESULFONAMIDES						
754-91-6	PFOSA	ND	0.56	0.28	ug/kg	
PERFLUOROOCTANESULFONAMIDOACETIC ACIDS						
2355-31-9	MeFOSAA	ND	1.1	0.56	ug/kg	
2991-50-6	EtFOSAA	ND	1.1	0.56	ug/kg	
FLUOROTELOMER SULFONATES						
27619-97-2	6:2 Fluorotelomer sulfonate	ND	1.1	0.28	ug/kg	
39108-34-4	8:2 Fluorotelomer sulfonate	ND	1.1	0.28	ug/kg	

ND = Not detected MDL = Method Detection Limit J = Indicates an estimated value
RL = Reporting Limit B = Indicates analyte found in associated method blank
E = Indicates value exceeds calibration range N = Indicates presumptive evidence of a compound

Report of Analysis

Client Sample ID:	TT-SB-39-6.5-8.5		
Lab Sample ID:	JD36272-2A	**Date Sampled:**	12/06/21
Matrix:	SO - Soil	**Date Received:**	12/07/21
Method:	EPA 537M BY ID IN HOUSE	**Percent Solids:**	90.5
Project:	2nd Avenue and 33-39th Street, Brooklyn, NY		

PFAS List

CAS No.	ID Standard Recoveries	Run# 1	Run# 2	Limits
	13C4-PFBA	96%		40-140%
	13C5-PFPeA	95%		50-150%
	13C5-PFHxA	95%		50-150%
	13C4-PFHpA	96%		50-150%
	13C8-PFOA	96%		50-150%
	13C9-PFNA	95%		50-150%
	13C6-PFDA	90%		50-150%
	13C7-PFUnDA	83%		40-140%
	13C2-PFDoDA	88%		40-140%
	13C2-PFTeDA	98%		30-130%
	13C3-PFBS	97%		50-150%
	13C3-PFHxS	97%		50-150%
	13C8-PFOS	95%		50-150%
	13C8-FOSA	97%		30-130%
	d3-MeFOSAA	103%		40-140%
	d5-EtFOSAA	109%		40-140%
	13C2-6:2FTS	94%		50-150%
	13C2-8:2FTS	95%		50-150%

(a) Analysis performed at SGS Orlando, FL.

ND = Not detected MDL = Method Detection Limit
RL = Reporting Limit
E = Indicates value exceeds calibration range

J = Indicates an estimated value
B = Indicates analyte found in associated method blank
N = Indicates presumptive evidence of a compound

Report of Analysis

Client Sample ID:	TT-SB-40-6.0-8.0		
Lab Sample ID:	JD36272-3	**Date Sampled:**	12/06/21
Matrix:	SO - Soil	**Date Received:**	12/07/21
Method:	SW846 8260D SW846 5035	**Percent Solids:**	88.3
Project:	2nd Avenue and 33-39th Street, Brooklyn, NY		

	File ID	DF	Analyzed	By	Prep Date	Prep Batch	Analytical Batch
Run #1	3C171894.D	1	12/08/21 16:50	PS	12/08/21 08:36	n/a	V3C7574
Run #2							

	Initial Weight
Run #1	5.7 g
Run #2	

VOA TCL List

CAS No.	Compound	Result	RL	MDL	Units	Q
67-64-1	Acetone	19.4	9.9	4.1	ug/kg	
71-43-2	Benzene	ND	0.50	0.45	ug/kg	
74-97-5	Bromochloromethane	ND	5.0	0.56	ug/kg	
75-27-4	Bromodichloromethane	ND	2.0	0.43	ug/kg	
75-25-2	Bromoform	ND	5.0	1.4	ug/kg	
74-83-9	Bromomethane	ND	5.0	0.76	ug/kg	
78-93-3	2-Butanone (MEK)	ND	9.9	2.4	ug/kg	
75-15-0	Carbon disulfide [a]	0.90	2.0	0.53	ug/kg	J
56-23-5	Carbon tetrachloride	ND	2.0	0.61	ug/kg	
108-90-7	Chlorobenzene	ND	2.0	0.46	ug/kg	
75-00-3	Chloroethane	ND	5.0	0.59	ug/kg	
67-66-3	Chloroform	ND	2.0	0.52	ug/kg	
74-87-3	Chloromethane	ND	5.0	1.9	ug/kg	
110-82-7	Cyclohexane	ND	2.0	0.65	ug/kg	
96-12-8	1,2-Dibromo-3-chloropropane	ND	2.0	0.69	ug/kg	
124-48-1	Dibromochloromethane	ND	2.0	0.56	ug/kg	
106-93-4	1,2-Dibromoethane	ND	0.99	0.42	ug/kg	
95-50-1	1,2-Dichlorobenzene	ND	0.99	0.54	ug/kg	
541-73-1	1,3-Dichlorobenzene	ND	0.99	0.49	ug/kg	
106-46-7	1,4-Dichlorobenzene	ND	0.99	0.49	ug/kg	
75-71-8	Dichlorodifluoromethane	ND	5.0	0.72	ug/kg	
75-34-3	1,1-Dichloroethane	ND	0.99	0.49	ug/kg	
107-06-2	1,2-Dichloroethane	ND	0.99	0.47	ug/kg	
75-35-4	1,1-Dichloroethene [b]	ND	0.99	0.65	ug/kg	
156-59-2	cis-1,2-Dichloroethene	ND	0.99	0.83	ug/kg	
156-60-5	trans-1,2-Dichloroethene	ND	0.99	0.61	ug/kg	
78-87-5	1,2-Dichloropropane	ND	2.0	0.47	ug/kg	
10061-01-5	cis-1,3-Dichloropropene	ND	2.0	0.47	ug/kg	
10061-02-6	trans-1,3-Dichloropropene	ND	2.0	0.45	ug/kg	
100-41-4	Ethylbenzene	ND	0.99	0.45	ug/kg	
76-13-1	Freon 113	ND	5.0	2.7	ug/kg	
591-78-6	2-Hexanone	ND	5.0	2.1	ug/kg	

ND = Not detected MDL = Method Detection Limit
RL = Reporting Limit
E = Indicates value exceeds calibration range

J = Indicates an estimated value
B = Indicates analyte found in associated method blank
N = Indicates presumptive evidence of a compound

Report of Analysis

Client Sample ID:	TT-SB-40-6.0-8.0		
Lab Sample ID:	JD36272-3	**Date Sampled:**	12/06/21
Matrix:	SO - Soil	**Date Received:**	12/07/21
Method:	SW846 8260D SW846 5035	**Percent Solids:**	88.3
Project:	2nd Avenue and 33-39th Street, Brooklyn, NY		

VOA TCL List

CAS No.	Compound	Result	RL	MDL	Units	Q
98-82-8	Isopropylbenzene	ND	2.0	1.4	ug/kg	
79-20-9	Methyl Acetate	ND	5.0	1.4	ug/kg	
108-87-2	Methylcyclohexane	ND	2.0	0.87	ug/kg	
1634-04-4	Methyl Tert Butyl Ether	ND	0.99	0.47	ug/kg	
108-10-1	4-Methyl-2-pentanone(MIBK)	ND	5.0	2.3	ug/kg	
75-09-2	Methylene chloride	ND	5.0	2.6	ug/kg	
100-42-5	Styrene	ND	2.0	0.40	ug/kg	
79-34-5	1,1,2,2-Tetrachloroethane	ND	2.0	0.60	ug/kg	
127-18-4	Tetrachloroethene	ND	2.0	0.58	ug/kg	
108-88-3	Toluene	ND	0.99	0.52	ug/kg	
87-61-6	1,2,3-Trichlorobenzene	ND	5.0	2.5	ug/kg	
120-82-1	1,2,4-Trichlorobenzene	ND	5.0	2.5	ug/kg	
71-55-6	1,1,1-Trichloroethane	ND	2.0	0.48	ug/kg	
79-00-5	1,1,2-Trichloroethane	ND	2.0	0.55	ug/kg	
79-01-6	Trichloroethene	ND	0.99	0.76	ug/kg	
75-69-4	Trichlorofluoromethane	ND	5.0	0.68	ug/kg	
75-01-4	Vinyl chloride	ND	2.0	0.48	ug/kg	
	m,p-Xylene	ND	0.99	0.89	ug/kg	
95-47-6	o-Xylene	ND	0.99	0.45	ug/kg	
1330-20-7	Xylene (total)	ND	0.99	0.45	ug/kg	

CAS No.	Surrogate Recoveries	Run# 1	Run# 2	Limits
1868-53-7	Dibromofluoromethane	105%		72-130%
17060-07-0	1,2-Dichloroethane-D4	120%		75-131%
2037-26-5	Toluene-D8	103%		81-121%
460-00-4	4-Bromofluorobenzene	109%		60-141%

CAS No.	Tentatively Identified Compounds	R.T.	Est. Conc.	Units	Q
	unknown	10.61	6.1	ug/kg	J
	1H-indene-dihydro-dimethyl- isomer	10.90	7.1	ug/kg	J
91-20-3	Naphthalene	11.05	9.1	ug/kg	JN
	1H-indene-dihydro-dimethyl- isomer	11.31	20	ug/kg	J
	unknown	11.44	8	ug/kg	J
	unknown	11.55	5.3	ug/kg	J
	1H-Indene-dihydro-trimethyl- isomer	11.61	6.3	ug/kg	J
	alkane	11.77	7.2	ug/kg	J
91-57-6	Naphthalene, 2-methyl-	11.91	15	ug/kg	JN
	Naphthalene, methyl- isomer	12.05	13	ug/kg	J

ND = Not detected MDL = Method Detection Limit
RL = Reporting Limit
E = Indicates value exceeds calibration range

J = Indicates an estimated value
B = Indicates analyte found in associated method blank
N = Indicates presumptive evidence of a compound

Report of Analysis

Client Sample ID:	TT-SB-40-6.0-8.0		
Lab Sample ID:	JD36272-3	**Date Sampled:**	12/06/21
Matrix:	SO - Soil	**Date Received:**	12/07/21
Method:	SW846 8260D SW846 5035	**Percent Solids:**	88.3
Project:	2nd Avenue and 33-39th Street, Brooklyn, NY		

VOA TCL List

CAS No.	Tentatively Identified Compounds	R.T.	Est. Conc.	Units	Q
	unknown	12.14	8	ug/kg	J
	unknown	12.26	7.2	ug/kg	J
	alkane	12.36	11	ug/kg	J
	Total TIC, Volatile		123.3	ug/kg	J

(a) Associated CCV outside of control limits low. A sensitivity check was analyzed to demonstrate system suitability to detect affected analyte.
(b) Associated CCV outside of control limits low. A sensitivity check was analyzed to demonstrate system suitability to detect affected analyte. Sample was ND.

ND = Not detected MDL = Method Detection Limit
RL = Reporting Limit
E = Indicates value exceeds calibration range

J = Indicates an estimated value
B = Indicates analyte found in associated method blank
N = Indicates presumptive evidence of a compound

Report of Analysis

Client Sample ID:	TT-SB-40-6.0-8.0		
Lab Sample ID:	JD36272-3	**Date Sampled:**	12/06/21
Matrix:	SO - Soil	**Date Received:**	12/07/21
Method:	SW846 8270E SW846 3546	**Percent Solids:**	88.3
Project:	2nd Avenue and 33-39th Street, Brooklyn, NY		

	File ID	DF	Analyzed	By	Prep Date	Prep Batch	Analytical Batch
Run #1	M176925.D	1	12/10/21 22:32	KLS	12/08/21 12:05	OP37036	EM7605
Run #2	M177008.D	10	12/13/21 21:47	KLS	12/08/21 12:05	OP37036	EM7608

	Initial Weight	Final Volume
Run #1	30.3 g	1.0 ml
Run #2	30.3 g	1.0 ml

ABN TCL List (SOM0 2.0)

CAS No.	Compound	Result	RL	MDL	Units	Q
95-57-8	2-Chlorophenol	ND	75	18	ug/kg	
59-50-7	4-Chloro-3-methyl phenol	ND	190	23	ug/kg	
120-83-2	2,4-Dichlorophenol	ND	190	32	ug/kg	
105-67-9	2,4-Dimethylphenol	ND	190	67	ug/kg	
51-28-5	2,4-Dinitrophenol [a]	ND	190	140	ug/kg	
534-52-1	4,6-Dinitro-o-cresol [a]	ND	190	40	ug/kg	
95-48-7	2-Methylphenol	ND	75	24	ug/kg	
	3&4-Methylphenol	ND	75	31	ug/kg	
88-75-5	2-Nitrophenol [a]	ND	190	25	ug/kg	
100-02-7	4-Nitrophenol	ND	370	100	ug/kg	
87-86-5	Pentachlorophenol	ND	150	35	ug/kg	
108-95-2	Phenol	ND	75	20	ug/kg	
58-90-2	2,3,4,6-Tetrachlorophenol [a]	ND	190	25	ug/kg	
95-95-4	2,4,5-Trichlorophenol	ND	190	28	ug/kg	
88-06-2	2,4,6-Trichlorophenol	ND	190	22	ug/kg	
83-32-9	Acenaphthene	347	37	13	ug/kg	
208-96-8	Acenaphthylene	250	37	19	ug/kg	
98-86-2	Acetophenone [a]	ND	190	8.0	ug/kg	
120-12-7	Anthracene	894	37	23	ug/kg	
1912-24-9	Atrazine [a]	ND	75	16	ug/kg	
56-55-3	Benzo(a)anthracene	1860	37	11	ug/kg	
50-32-8	Benzo(a)pyrene	1970	37	17	ug/kg	
205-99-2	Benzo(b)fluoranthene	2490	37	17	ug/kg	
191-24-2	Benzo(g,h,i)perylene	1200	37	19	ug/kg	
207-08-9	Benzo(k)fluoranthene	904	37	17	ug/kg	
101-55-3	4-Bromophenyl phenyl ether	ND	75	14	ug/kg	
85-68-7	Butyl benzyl phthalate	ND	75	9.1	ug/kg	
92-52-4	1,1'-Biphenyl	40.3	75	5.1	ug/kg	J
100-52-7	Benzaldehyde	ND	190	9.3	ug/kg	
91-58-7	2-Chloronaphthalene	ND	75	8.9	ug/kg	
106-47-8	4-Chloroaniline	ND	190	13	ug/kg	
86-74-8	Carbazole	297	75	5.4	ug/kg	

ND = Not detected MDL = Method Detection Limit
RL = Reporting Limit
E = Indicates value exceeds calibration range

J = Indicates an estimated value
B = Indicates analyte found in associated method blank
N = Indicates presumptive evidence of a compound

Report of Analysis

Client Sample ID:	TT-SB-40-6.0-8.0		
Lab Sample ID:	JD36272-3	**Date Sampled:**	12/06/21
Matrix:	SO - Soil	**Date Received:**	12/07/21
Method:	SW846 8270E SW846 3546	**Percent Solids:**	88.3
Project:	2nd Avenue and 33-39th Street, Brooklyn, NY		

ABN TCL List (SOM0 2.0)

CAS No.	Compound	Result	RL	MDL	Units	Q
105-60-2	Caprolactam	ND	75	15	ug/kg	
218-01-9	Chrysene	2130	37	12	ug/kg	
111-91-1	bis(2-Chloroethoxy)methane	ND	75	8.0	ug/kg	
111-44-4	bis(2-Chloroethyl)ether	ND	75	16	ug/kg	
108-60-1	2,2'-Oxybis(1-chloropropane)	ND	75	13	ug/kg	
7005-72-3	4-Chlorophenyl phenyl ether	ND	75	12	ug/kg	
121-14-2	2,4-Dinitrotoluene [a]	ND	37	12	ug/kg	
606-20-2	2,6-Dinitrotoluene	ND	37	19	ug/kg	
91-94-1	3,3'-Dichlorobenzidine	ND	75	31	ug/kg	
123-91-1	1,4-Dioxane	ND	37	25	ug/kg	
53-70-3	Dibenzo(a,h)anthracene	350	37	17	ug/kg	
132-64-9	Dibenzofuran	384	75	15	ug/kg	
84-74-2	Di-n-butyl phthalate	ND	75	6.1	ug/kg	
117-84-0	Di-n-octyl phthalate	ND	75	9.3	ug/kg	
84-66-2	Diethyl phthalate	ND	75	8.0	ug/kg	
131-11-3	Dimethyl phthalate	ND	75	6.7	ug/kg	
117-81-7	bis(2-Ethylhexyl)phthalate	ND	75	8.7	ug/kg	
206-44-0	Fluoranthene	5110 [b]	370	170	ug/kg	
86-73-7	Fluorene	469	37	17	ug/kg	
118-74-1	Hexachlorobenzene	ND	75	9.5	ug/kg	
87-68-3	Hexachlorobutadiene [a]	ND	37	15	ug/kg	
77-47-4	Hexachlorocyclopentadiene	ND	370	15	ug/kg	
67-72-1	Hexachloroethane	ND	190	19	ug/kg	
193-39-5	Indeno(1,2,3-cd)pyrene	1490	37	18	ug/kg	
78-59-1	Isophorone	ND	75	8.0	ug/kg	
91-57-6	2-Methylnaphthalene	86.3	37	8.4	ug/kg	
88-74-4	2-Nitroaniline [a]	ND	190	8.8	ug/kg	
99-09-2	3-Nitroaniline	ND	190	9.3	ug/kg	
100-01-6	4-Nitroaniline	ND	190	9.7	ug/kg	
91-20-3	Naphthalene	265	37	11	ug/kg	
98-95-3	Nitrobenzene	ND	75	14	ug/kg	
621-64-7	N-Nitroso-di-n-propylamine [a]	ND	75	11	ug/kg	
86-30-6	N-Nitrosodiphenylamine	ND	190	14	ug/kg	
85-01-8	Phenanthrene	4870 [b]	370	130	ug/kg	
129-00-0	Pyrene	5670 [b]	370	120	ug/kg	
95-94-3	1,2,4,5-Tetrachlorobenzene	ND	190	9.5	ug/kg	

CAS No.	Surrogate Recoveries	Run# 1	Run# 2	Limits
367-12-4	2-Fluorophenol	38%	42%	10-109%

ND = Not detected MDL = Method Detection Limit
RL = Reporting Limit
E = Indicates value exceeds calibration range

J = Indicates an estimated value
B = Indicates analyte found in associated method blank
N = Indicates presumptive evidence of a compound

Report of Analysis

Client Sample ID:	TT-SB-40-6.0-8.0		
Lab Sample ID:	JD36272-3	**Date Sampled:**	12/06/21
Matrix:	SO - Soil	**Date Received:**	12/07/21
Method:	SW846 8270E SW846 3546	**Percent Solids:**	88.3
Project:	2nd Avenue and 33-39th Street, Brooklyn, NY		

ABN TCL List (SOM0 2.0)

CAS No.	Surrogate Recoveries	Run# 1	Run# 2	Limits
4165-62-2	Phenol-d5	39%	38%	10-105%
118-79-6	2,4,6-Tribromophenol	54%	67%	10-135%
4165-60-0	Nitrobenzene-d5	52%	56%	10-119%
321-60-8	2-Fluorobiphenyl	46%	57%	18-112%
1718-51-0	Terphenyl-d14	46%	60%	18-125%

CAS No.	Tentatively Identified Compounds	R.T.	Est. Conc.	Units	Q
	System artifact/aldol-condensation	3.26	470	ug/kg	J
	Alkane	6.10	270	ug/kg	J
	Alkane	7.59	480	ug/kg	J
	Unknown	7.78	240	ug/kg	J
	Naphthalene trimethyl	8.35	270	ug/kg	J
	Naphthalene trimethyl	8.48	280	ug/kg	J
	Alkane	9.70	660	ug/kg	J
	9H-Fluorene, methyl-	9.89	210	ug/kg	J
132-65-0	Dibenzothiophene	10.33	330	ug/kg	JN
	Phenanthrene methyl	11.52	490	ug/kg	J
	Phenanthrene methyl	11.57	610	ug/kg	J
	Phenanthrene methyl	11.66	230	ug/kg	J
203-64-5	4H-Cyclopenta[def]phenanthrene	11.71	920	ug/kg	JN
	Phenanthrene methyl	11.77	370	ug/kg	J
	Naphthalene, phenyl-	12.13	700	ug/kg	J
	Phenanthrene dimethyl	12.62	370	ug/kg	J
	Unknown	12.98	270	ug/kg	J
	Pyrene methyl	14.00	300	ug/kg	J
	Pyrene methyl	14.14	270	ug/kg	J
	Unknown	15.28	270	ug/kg	J
	Unknown PAH substance	17.88	560	ug/kg	J
	Unknown PAH substance	18.16	1600	ug/kg	J
	Unknown	19.88	420	ug/kg	J
	Unknown PAH substance	20.25	300	ug/kg	J
	Unknown PAH substance	20.30	290	ug/kg	J
	Unknown PAH substance	20.71	410	ug/kg	J
	Total TIC, Semi-Volatile		11120	ug/kg	J

(a) Associated CCV outside of control limits high,sample was ND.
(b) Result is from Run# 2

ND = Not detected MDL = Method Detection Limit
RL = Reporting Limit
E = Indicates value exceeds calibration range

J = Indicates an estimated value
B = Indicates analyte found in associated method blank
N = Indicates presumptive evidence of a compound

Report of Analysis

Client Sample ID:	TT-SB-40-6.0-8.0		
Lab Sample ID:	JD36272-3	**Date Sampled:**	12/06/21
Matrix:	SO - Soil	**Date Received:**	12/07/21
Method:	SW846 8270E BY SIM SW846 3546	**Percent Solids:**	88.3
Project:	2nd Avenue and 33-39th Street, Brooklyn, NY		

	File ID	DF	Analyzed	By	Prep Date	Prep Batch	Analytical Batch
Run #1	4M105483.D	1	12/24/21 01:57	CS	12/08/21 15:47	OP37036A	E4M4898
Run #2							

	Initial Weight	Final Volume
Run #1	30.3 g	1.0 ml
Run #2		

CAS No.	Compound	Result	RL	MDL	Units	Q
123-91-1	1,4-Dioxane	ND	3.7	1.9	ug/kg	

CAS No.	Surrogate Recoveries	Run# 1	Run# 2	Limits
4165-60-0	Nitrobenzene-d5	59%		10-107%
321-60-8	2-Fluorobiphenyl	55%		17-91%
1718-51-0	Terphenyl-d14	60%		17-105%

ND = Not detected MDL = Method Detection Limit J = Indicates an estimated value
RL = Reporting Limit B = Indicates analyte found in associated method blank
E = Indicates value exceeds calibration range N = Indicates presumptive evidence of a compound

Report of Analysis

Client Sample ID:	TT-SB-40-6.0-8.0		
Lab Sample ID:	JD36272-3	**Date Sampled:**	12/06/21
Matrix:	SO - Soil	**Date Received:**	12/07/21
Method:	SW846 8151A SW846 3546	**Percent Solids:**	88.3
Project:	2nd Avenue and 33-39th Street, Brooklyn, NY		

	File ID	DF	Analyzed	By	Prep Date	Prep Batch	Analytical Batch
Run #1	3G134532.D	1	12/11/21 02:57	RK	12/09/21 09:55	OP37035	G3G4907
Run #2							

	Initial Weight	Final Volume
Run #1	15.4 g	5.0 ml
Run #2		

Herbicide List

CAS No.	Compound	Result	RL	MDL	Units	Q
94-75-7	2,4-D	ND	18	8.2	ug/kg	
93-72-1	2,4,5-TP (Silvex)	ND	3.7	2.1	ug/kg	
93-76-5	2,4,5-T	ND	3.7	1.8	ug/kg	

CAS No.	Surrogate Recoveries	Run# 1	Run# 2	Limits
19719-28-9	2,4-DCAA	1164% [a]		10-125%
19719-28-9	2,4-DCAA	59%		10-125%

(a) Outside control limits due to matrix interference.

ND = Not detected MDL = Method Detection Limit
RL = Reporting Limit
E = Indicates value exceeds calibration range

J = Indicates an estimated value
B = Indicates analyte found in associated method blank
N = Indicates presumptive evidence of a compound

Report of Analysis

Client Sample ID:	TT-SB-40-6.0-8.0		
Lab Sample ID:	JD36272-3	**Date Sampled:**	12/06/21
Matrix:	SO - Soil	**Date Received:**	12/07/21
Method:	SW846 8081B SW846 3546	**Percent Solids:**	88.3
Project:	2nd Avenue and 33-39th Street, Brooklyn, NY		

	File ID	DF	Analyzed	By	Prep Date	Prep Batch	Analytical Batch
Run #1	1G172108.D	1	12/16/21 02:16	CP	12/09/21 11:25	OP37039	G1G5938
Run #2 [a]	1G172136.D	5	12/16/21 22:28	TL	12/09/21 11:25	OP37039	G1G5939

	Initial Weight	Final Volume
Run #1	15.6 g	10.0 ml
Run #2	15.6 g	10.0 ml

Pesticide TCL List

CAS No.	Compound	Result	RL	MDL	Units	Q
309-00-2	Aldrin [b]	2.6	0.73	0.60	ug/kg	
319-84-6	alpha-BHC [b]	0.74	0.73	0.59	ug/kg	
319-85-7	beta-BHC	ND	0.73	0.66	ug/kg	
319-86-8	delta-BHC	ND	0.73	0.70	ug/kg	
58-89-9	gamma-BHC (Lindane) [b]	3.1	0.73	0.54	ug/kg	
5103-71-9	alpha-Chlordane [b]	5.5	0.73	0.59	ug/kg	
5103-74-2	gamma-Chlordane	ND	0.73	0.33	ug/kg	
60-57-1	Dieldrin [b]	2.2	0.73	0.50	ug/kg	
72-54-8	4,4'-DDD	49.2	0.73	0.67	ug/kg	
72-55-9	4,4'-DDE [b]	12.7	0.73	0.64	ug/kg	
50-29-3	4,4'-DDT	10.5	0.73	0.64	ug/kg	
72-20-8	Endrin	ND	0.73	0.56	ug/kg	
1031-07-8	Endosulfan sulfate	ND	0.73	0.57	ug/kg	
7421-93-4	Endrin aldehyde	ND	0.73	0.41	ug/kg	
959-98-8	Endosulfan-I	ND	0.73	0.42	ug/kg	
33213-65-9	Endosulfan-II	5.6	0.73	0.45	ug/kg	
76-44-8	Heptachlor	ND	0.73	0.63	ug/kg	
1024-57-3	Heptachlor epoxide	ND	0.73	0.51	ug/kg	
72-43-5	Methoxychlor	ND	1.5	0.58	ug/kg	
53494-70-5	Endrin ketone	ND	0.73	0.53	ug/kg	
8001-35-2	Toxaphene	ND	18	17	ug/kg	

CAS No.	Surrogate Recoveries	Run# 1	Run# 2	Limits
877-09-8	Tetrachloro-m-xylene	100%	105%	14-145%
877-09-8	Tetrachloro-m-xylene	100%	89%	14-145%
2051-24-3	Decachlorobiphenyl	152%	129%	10-197%
2051-24-3	Decachlorobiphenyl	403% [c]	353% [c]	10-197%

(a) Confirmation run.
(b) More than 40 % RPD for detected concentrations between the two GC columns.
(c) Outside control limits due to matrix interference.

ND = Not detected MDL = Method Detection Limit
RL = Reporting Limit
E = Indicates value exceeds calibration range

J = Indicates an estimated value
B = Indicates analyte found in associated method blank
N = Indicates presumptive evidence of a compound

Report of Analysis

Client Sample ID:	TT-SB-40-6.0-8.0		
Lab Sample ID:	JD36272-3	**Date Sampled:**	12/06/21
Matrix:	SO - Soil	**Date Received:**	12/07/21
Method:	SW846 8082A SW846 3546	**Percent Solids:**	88.3
Project:	2nd Avenue and 33-39th Street, Brooklyn, NY		

	File ID	DF	Analyzed	By	Prep Date	Prep Batch	Analytical Batch
Run #1 [a]	RK7393.D	1	12/16/21 00:14	CP	12/09/21 11:25	OP37040	GRK191
Run #2 [b]	RK7354.D	1	12/15/21 02:53	CP	12/09/21 11:25	OP37040	GRK190

	Initial Weight	Final Volume
Run #1	15.6 g	10.0 ml
Run #2	15.6 g	10.0 ml

PCB List

CAS No.	Compound	Result	RL	MDL	Units	Q
12674-11-2	Aroclor 1016	ND	36	17	ug/kg	
11104-28-2	Aroclor 1221	ND	36	23	ug/kg	
11141-16-5	Aroclor 1232	ND	36	23	ug/kg	
53469-21-9	Aroclor 1242	ND	36	15	ug/kg	
12672-29-6	Aroclor 1248	ND	36	32	ug/kg	
11097-69-1	Aroclor 1254	ND	36	20	ug/kg	
11096-82-5	Aroclor 1260	ND	36	15	ug/kg	
11100-14-4	Aroclor 1268	ND	36	15	ug/kg	
37324-23-5	Aroclor 1262	ND	36	24	ug/kg	

CAS No.	Surrogate Recoveries	Run# 1	Run# 2	Limits
877-09-8	Tetrachloro-m-xylene	87%	82%	10-163%
877-09-8	Tetrachloro-m-xylene	92%	87%	10-163%
2051-24-3	Decachlorobiphenyl	93%	84%	10-215%
2051-24-3	Decachlorobiphenyl	261% [c]	240% [c]	10-215%

(a) Had TBA cleanup.
(b) Had TBA cleanup. Confirmation run.
(c) Outside control limits due to matrix interference.

ND = Not detected MDL = Method Detection Limit
RL = Reporting Limit
E = Indicates value exceeds calibration range
J = Indicates an estimated value
B = Indicates analyte found in associated method blank
N = Indicates presumptive evidence of a compound

Report of Analysis

Client Sample ID:	TT-SB-40-6.0-8.0		
Lab Sample ID:	JD36272-3	**Date Sampled:**	12/06/21
Matrix:	SO - Soil	**Date Received:**	12/07/21
		Percent Solids:	88.3
Project:	2nd Avenue and 33-39th Street, Brooklyn, NY		

Metals Analysis

Analyte	Result	RL	Units	DF	Prep	Analyzed	By	Method	Prep Method
Aluminum	6240	54	mg/kg	1	12/10/21	12/13/21	ND	SW846 6010D [2]	SW846 3050B [5]
Antimony	< 2.2	2.2	mg/kg	1	12/10/21	12/13/21	ND	SW846 6010D [2]	SW846 3050B [5]
Arsenic	6.4	2.2	mg/kg	1	12/10/21	12/13/21	ND	SW846 6010D [2]	SW846 3050B [5]
Barium	738	22	mg/kg	1	12/10/21	12/13/21	ND	SW846 6010D [2]	SW846 3050B [5]
Beryllium	0.37	0.22	mg/kg	1	12/10/21	12/13/21	ND	SW846 6010D [2]	SW846 3050B [5]
Cadmium	0.64	0.54	mg/kg	1	12/10/21	12/13/21	ND	SW846 6010D [2]	SW846 3050B [5]
Calcium	34400	2700	mg/kg	5	12/10/21	12/15/21	ND	SW846 6010D [3]	SW846 3050B [5]
Chromium	18.7	1.1	mg/kg	1	12/10/21	12/13/21	ND	SW846 6010D [2]	SW846 3050B [5]
Cobalt	< 5.4	5.4	mg/kg	1	12/10/21	12/13/21	ND	SW846 6010D [2]	SW846 3050B [5]
Copper	26.6	2.7	mg/kg	1	12/10/21	12/13/21	ND	SW846 6010D [2]	SW846 3050B [5]
Iron	11600	54	mg/kg	1	12/10/21	12/13/21	ND	SW846 6010D [2]	SW846 3050B [5]
Lead	374	2.2	mg/kg	1	12/10/21	12/13/21	ND	SW846 6010D [2]	SW846 3050B [5]
Magnesium	5560	540	mg/kg	1	12/10/21	12/13/21	ND	SW846 6010D [2]	SW846 3050B [5]
Manganese	271	1.6	mg/kg	1	12/10/21	12/13/21	ND	SW846 6010D [2]	SW846 3050B [5]
Mercury	0.11	0.033	mg/kg	1	12/09/21	12/09/21	SB	SW846 7471B [1]	SW846 7471B [4]
Nickel	17.2	4.4	mg/kg	1	12/10/21	12/13/21	ND	SW846 6010D [2]	SW846 3050B [5]
Potassium	< 1100	1100	mg/kg	1	12/10/21	12/13/21	ND	SW846 6010D [2]	SW846 3050B [5]
Selenium	< 2.2	2.2	mg/kg	1	12/10/21	12/13/21	ND	SW846 6010D [2]	SW846 3050B [5]
Silver	1.1	0.54	mg/kg	1	12/10/21	12/13/21	ND	SW846 6010D [2]	SW846 3050B [5]
Sodium	< 1100	1100	mg/kg	1	12/10/21	12/13/21	ND	SW846 6010D [2]	SW846 3050B [5]
Thallium	< 1.1	1.1	mg/kg	1	12/10/21	12/13/21	ND	SW846 6010D [2]	SW846 3050B [5]
Vanadium	21.3	5.4	mg/kg	1	12/10/21	12/13/21	ND	SW846 6010D [2]	SW846 3050B [5]
Zinc	455	11	mg/kg	1	12/10/21	12/13/21	ND	SW846 6010D [2]	SW846 3050B [5]

(1) Instrument QC Batch: MA51559
(2) Instrument QC Batch: MA51591
(3) Instrument QC Batch: MA51612
(4) Prep QC Batch: MP30267
(5) Prep QC Batch: MP30281

RL = Reporting Limit

Report of Analysis

Client Sample ID:	TT-SB-40-6.0-8.0		
Lab Sample ID:	JD36272-3	**Date Sampled:**	12/06/21
Matrix:	SO - Soil	**Date Received:**	12/07/21
		Percent Solids:	88.3
Project:	2nd Avenue and 33-39th Street, Brooklyn, NY		

General Chemistry

Analyte	Result	RL	Units	DF	Analyzed	By	Method
Cyanide	< 0.24	0.24	mg/kg	1	12/14/21 16:20	EB	SW846 9012B/LACHAT
Solids, Percent	88.3		%	1	12/08/21 16:11	BG	SM2540 G 18TH ED MOD

RL = Reporting Limit

Report of Analysis

Client Sample ID:	TT-SB-40-6.0-8.0		
Lab Sample ID:	JD36272-3A	**Date Sampled:**	12/06/21
Matrix:	SO - Soil	**Date Received:**	12/07/21
Method:	EPA 537M BY ID IN HOUSE	**Percent Solids:**	88.3
Project:	2nd Avenue and 33-39th Street, Brooklyn, NY		

	File ID	DF	Analyzed	By	Prep Date	Prep Batch	Analytical Batch
Run #1 [a]	2Q82239.D	1	12/24/21 23:37	AFL	12/15/21 08:30	F:OP88849	F:S2Q1162
Run #2							

	Initial Weight	Final Volume
Run #1	2.03 g	1.0 ml
Run #2		

PFAS List

CAS No.	Compound	Result	RL	MDL	Units	Q
PERFLUOROALKYLCARBOXYLIC ACIDS						
375-22-4	Perfluorobutanoic acid	ND	1.1	0.42	ug/kg	
2706-90-3	Perfluoropentanoic acid	ND	0.56	0.28	ug/kg	
307-24-4	Perfluorohexanoic acid	ND	0.56	0.28	ug/kg	
375-85-9	Perfluoroheptanoic acid	ND	0.56	0.28	ug/kg	
335-67-1	Perfluorooctanoic acid	ND	0.56	0.28	ug/kg	
375-95-1	Perfluorononanoic acid	ND	0.56	0.28	ug/kg	
335-76-2	Perfluorodecanoic acid	ND	0.56	0.28	ug/kg	
2058-94-8	Perfluoroundecanoic acid	ND	0.56	0.28	ug/kg	
307-55-1	Perfluorododecanoic acid	ND	0.56	0.28	ug/kg	
72629-94-8	Perfluorotridecanoic acid	ND	0.56	0.30	ug/kg	
376-06-7	Perfluorotetradecanoic acid	ND	0.56	0.28	ug/kg	
PERFLUOROALKYLSULFONIC ACIDS						
375-73-5	Perfluorobutanesulfonic acid	ND	0.56	0.28	ug/kg	
355-46-4	Perfluorohexanesulfonic acid	ND	0.56	0.28	ug/kg	
375-92-8	Perfluoroheptanesulfonic acid	ND	0.56	0.28	ug/kg	
1763-23-1	Perfluorooctanesulfonic acid	ND	0.56	0.28	ug/kg	
335-77-3	Perfluorodecanesulfonic acid	ND	0.56	0.28	ug/kg	
PERFLUOROOCTANESULFONAMIDES						
754-91-6	PFOSA	ND	0.56	0.28	ug/kg	
PERFLUOROOCTANESULFONAMIDOACETIC ACIDS						
2355-31-9	MeFOSAA	ND	1.1	0.56	ug/kg	
2991-50-6	EtFOSAA	ND	1.1	0.56	ug/kg	
FLUOROTELOMER SULFONATES						
27619-97-2	6:2 Fluorotelomer sulfonate	ND	1.1	0.28	ug/kg	
39108-34-4	8:2 Fluorotelomer sulfonate	ND	1.1	0.28	ug/kg	

ND = Not detected MDL = Method Detection Limit J = Indicates an estimated value
RL = Reporting Limit B = Indicates analyte found in associated method blank
E = Indicates value exceeds calibration range N = Indicates presumptive evidence of a compound

Report of Analysis

Client Sample ID:	TT-SB-40-6.0-8.0		
Lab Sample ID:	JD36272-3A	**Date Sampled:**	12/06/21
Matrix:	SO - Soil	**Date Received:**	12/07/21
Method:	EPA 537M BY ID IN HOUSE	**Percent Solids:**	88.3
Project:	2nd Avenue and 33-39th Street, Brooklyn, NY		

PFAS List

CAS No.	ID Standard Recoveries	Run# 1	Run# 2	Limits
	13C4-PFBA	99%		40-140%
	13C5-PFPeA	98%		50-150%
	13C5-PFHxA	98%		50-150%
	13C4-PFHpA	99%		50-150%
	13C8-PFOA	99%		50-150%
	13C9-PFNA	96%		50-150%
	13C6-PFDA	91%		50-150%
	13C7-PFUnDA	87%		40-140%
	13C2-PFDoDA	93%		40-140%
	13C2-PFTeDA	102%		30-130%
	13C3-PFBS	98%		50-150%
	13C3-PFHxS	99%		50-150%
	13C8-PFOS	98%		50-150%
	13C8-FOSA	68%		30-130%
	d3-MeFOSAA	105%		40-140%
	d5-EtFOSAA	108%		40-140%
	13C2-6:2FTS	96%		50-150%
	13C2-8:2FTS	96%		50-150%

(a) Analysis performed at SGS Orlando, FL.

ND = Not detected MDL = Method Detection Limit
RL = Reporting Limit
E = Indicates value exceeds calibration range

J = Indicates an estimated value
B = Indicates analyte found in associated method blank
N = Indicates presumptive evidence of a compound

Misc. Forms

Custody Documents and Other Forms

Includes the following where applicable:

- Chain of Custody
- Chain of Custody (SGS Orlando, FL)

SO
SLL

CHAIN OF CUSTODY

SGS North America Inc. - Dayton
2235 Route 130, Dayton, NJ 08810
TEL. 732-329-0200 FAX: 732-329-3499/3480
www.sgs.com/ehsusa

Page 1 of 1

EHSA-QAC-0023-04-FORM-Standard COC

FED-EX Tracking #
SGS Quote #
Bottle Order Control # JS-12121-241
SGS Job # JD 36272

Client / Reporting Information

Company Name: TETRA TECH
Street Address: 6 CENTURY DR.
City / State / Zip: PARSIPPANY NJ 07954
Project Contact: BOB CANTALLO
E-mail: ROBERT.CANTALLO@TETRATECH.COM
Phone #: 973-630-4045
Sampler(s) Name(s): A. VALLI
Phone #:

Project Information

Project Name: 2ND AVE & 33RD St.
Street:
City / State: BROOKLYN NY
Project #:
Client Purchase Order #:
Project Manager:

Billing Information (if different from Report to)
Company Name:
Street Address:
City / State / Zip:
Attention:

Requested Analysis

SGS Sample #	Field ID / Point of Collection	MEOH/DI Vial #	Date	Time	Sampled by	Grab (G) Comp (C)	Source Chlorinated (Y/N)	Matrix	# of bottles	HCl	NaOH	HNO_3	H_2SO_4	NONE	DI Water	MEOH	ENCORE	V8260 TCL +20	AB8270 TCL +20	B8270 Sim 1,4 Diox	P8081 PEST TCL	P8082 PCB 11	H8151 STD	XMTAL + CN	LCID 537 NY21				LAB USE ONLY
1	TT-SB-38-7.5-9.5	•	12/06/21	0855	AV	G		So	6					3			3	✓	✓	✓	✓	✓	✓	✓	✓				D12
2	TT-SB-39-6.5-8.5	⊠	12/06/21	1024	AV	G		So	18					9			9	✓	✓	✓	✓	✓	✓	✓	✓				P37
3	TT-SB-40-6.0-8.0	•	12/06/21	1153	AV	G		So	6					3			3	✓	✓	✓	✓	✓	✓	✓	✓				SUB
																													T4I2
																													49103

pH Check (Lab Use Only)

Matrix Codes

DW - Drinking Water
GW - Ground Water
WW - Water
SW - Surface Water
SO - Soil
SL - Sludge
SED-Sediment
OI - Oil
LIQ - Other Liquid
AIR - Air
SOL - Other Solid
WP - Wipe
FB - Field Blank
EB-Equipment Blank
RB - Rinse Blank
TB - Trip Blank

Turn Around Time (Business Days)

Approved By (SGS PM): / Date:

- ☐ 10 Business Days
- ☐ 5 Business Days
- ☐ 3 Business Days*
- ☐ 2 Business Days*
- ☐ 1 Business Day*
- ☐ Other

All data available via Lablink

* Approval needed for 1-3 Business Day TAT

Deliverable

- ☐ Commercial "A" (Level 1)
- ☐ Commercial "B" (Level 2)
- ☐ NJ Reduced (Level 3)
- ☐ Full Tier I (Level 4)
- ☐ Commercial "C"
- ☐ NJ DKQP
- ☐ NYASP Category A
- ☐ NYASP Category B
- ☐ MA MCP Criteria____
- ☐ CT RCP Criteria____
- ☐ State Forms
- ☐ EDD Format ____
- ☐ DOD-QSM5

Commercial "A" = Results only; Commercial "B" = Results + QC Summary
Commercial "C" = Results + QC Summary + Partial Raw data

Comments / Special Instructions

MS/MSD - TT-SB-39-6.5-8.5
• 3x5g Encore
⊠ 9x5g Encore
Initial Assessment TS 3A
Label Verification TS

http://www.sgs.com/en/terms-and-conditions

Sample Custody must be documented below each time samples change possession, including courier delivery.

Relinquished by:	Date / Time:	Received By:	Relinquished By:	Date / Time:	Received By:
1 [signature] Alex Vall	12/07/21 1317	1 [signature]	2 [signature]	12/7/21 1900	2 Jeemit Patel
3		3	4		4
5		5			

Custody Seal # ☐ Intact ☐ Not intact ☐ Absent

Therm ID: On Ice ☑ Cooler Temp. °C 2.0, 2.9, 3.7, 3.0, 3.4, 2.6, 2.1, 2.5, 2.5, 2.6 CIP

5.1
5

JD36272: Chain of Custody
Page 1 of 4

SGS Sample Receipt Summary

Job Number: JD36272 **Client:** TETRA TECH **Project:** 2ND AVENUE AND 33-39TH STREET, BROOKL

Date / Time Received: 12/7/2021 7:00:00 PM **Delivery Method:** **Airbill #'s:**

Cooler Temps (Raw Measured) °C: Cooler 1: (2.0); Cooler 2: (2.9); Cooler 3: (3.7); Cooler 4: (3.0); Cooler 5: (3.4); Cooler 6: (2.6); Cooler 7: (2.1); Cooler 8: (2.5); Cooler 9: (2.5); Cooler 10: (2.6);

Cooler Temps (Corrected) °C: Cooler 1: (0.6); Cooler 2: (1.5); Cooler 3: (2.3); Cooler 4: (1.6); Cooler 5: (2.0); Cooler 6: (1.2); Cooler 7: (0.7); Cooler 8: (1.1); Cooler 9: (1.1); Cooler 10: (1.2);

Cooler Security	Y	or N		Y	or N
1. Custody Seals Present:	☑	☐	3. COC Present:	☑	☐
2. Custody Seals Intact:	☑	☐	4. Smpl Dates/Time OK	☑	☐

Cooler Temperature	Y	or N
1. Temp criteria achieved:	☑	☐
2. Cooler temp verification:	IR Gun	
3. Cooler media:	Ice (Bag)	
4. No. Coolers:	10	

Quality Control Preservation	Y	or N	N/A
1. Trip Blank present / cooler:	☐	☐	☑
2. Trip Blank listed on COC:	☐	☐	☑
3. Samples preserved properly:	☑	☐	
4. VOCs headspace free:	☐	☐	☑

Sample Integrity - Documentation	Y	or N
1. Sample labels present on bottles:	☑	☐
2. Container labeling complete:	☑	☐
3. Sample container label / COC agree:	☑	☐

Sample Integrity - Condition	Y	or N
1. Sample recvd within HT:	☑	☐
2. All containers accounted for:	☑	☐
3. Condition of sample:	Intact	

Sample Integrity - Instructions	Y	or N	N/A
1. Analysis requested is clear:	☑	☐	
2. Bottles received for unspecified tests	☐	☑	
3. Sufficient volume recvd for analysis:	☑	☐	
4. Compositing instructions clear:	☐	☐	☑
5. Filtering instructions clear:	☐	☐	☑

Test Strip Lot #s: pH 1-12: 231619 pH 12+: 203117A Other: (Specify) _____ _____

Comments

SM089-03
Rev. Date 12/7/17

JD36272: Chain of Custody
Page 2 of 4

JD36272: Chain of Custody
Page 3 of 4

Job Change Order: JD36272

Requested Date:	12/13/2021	**Received Date:**	12/7/2021
Account Name:	Tetra Tech	**Due Date:**	12/13/2021
Project Description:	2nd Avenue and 33-39th Street, Brooklyn, NY	**Deliverable:**	NYASPB
C/O Initiated By:	JADONS **PM:** JBS	**TAT (Days):**	7

==========

Sample #: JD36272-ALL

Dept:

TAT: 7

Change:
Please move project to TTNJP90692 and re-sub to ALSE.

==========

Above Changes Per: Jadon Schiller **Date/Time:** 12/13/2021

To Client: This Change Order is confirmation of the revisions, previously discussed with the Client Service Representative.

Page 1 of 1

5.1 5

JD36272: Chain of Custody

Page 4 of 4

SGS

CHAIN OF CUSTODY

SGS North America Inc. - Dayton
2235 Route 130, Dayton, NJ 08810
TEL. 732-329-0200 FAX: 732-329-3499/3480
www.sgs.com/ehsusa

Page 1 of 1

FED-EX Tracking #	Bottle Order Control #
SGS Quote #	SGS Job # JD36272

Client / Reporting Information

Company Name:
Street Address
City State Zip
Project Contact E-mail: jadon.schiller@sgs.com
Phone #
Sampler(s) Name(s): AV Phone

Project Information

Project Name: 2nd Avenue and 33-39th Street, Brooklyn, NY
Street
City State
Project #
Client Purchase Order #
Project Manager

Billing Information (if different from Report to)
Company Name
Street Address
City State Zip
Attention:

Requested Analysis

SGS Sample #	Field ID / Point of Collection	MEOH/DI Vial #	Collection Date	Collection Time	Sampled by	Matrix	# of bottles	HCl	NaOH	HNO_3	H_2SO_4	NONE	DI Water	MEOH	ENCORE	LCID537NY21 .LCMS+14DAY	LAB USE ONLY
1A	TT-SB-38-7.5-9.5		12/6/21	8:55:00 AM	AV	SO										X	
2A	TT-SB-39-6.5-8.5		12/6/21	10:24:00 AM	AV	SO										X	
2AD	TT-SB-39-6.5-8.5		12/6/21	10:24:00 AM	AV	SO										X	
2AS	TT-SB-39-6.5-8.5		12/6/21	10:24:00 AM	AV	SO										X	
3A	TT-SB-40-6.0-8.0		12/6/21	11:53:00 AM	AV	SO										X	

Matrix Codes

DW - Drinking Water
GW - Ground Water
WW - Water
SW - Surface Water
SO - Soil
SL- Sludge
SED-Sediment
OI - Oil
LIQ - Other Liquid
AIR - Air
SOL - Other Solid
WP - Wipe
FB - Field Blank
EB-Equipment Blank
RB - Rinse Blank
TB - Trip Blank

INITIAL ASSESSMENT

LABEL VERIFICATION

Turnaround Time (Business days)

Approved By (SGS PM): / Date:

- [ ] Standard 10 Business Days
- [ ] 5 Business Days RUSH
- [ ] 3 Business Days RUSH
- [ ] 2 Business Days RUSH
- [ ] 1 Business Day EMERGENCY
- [X] Other 1/14/1900

Emergency & Rush T/A data available via Lablink Approval needed for RUSH/Emergency TAT

Data Deliverable Information

- [ ] Commercial "A" (Level 1)
- [ ] Commercial "B" (Level 2)
- [ ] FULLT1 (Level 3+4)
- [ ] NJ Reduced
- [ ] Commercial "C"
- [ ] NYASP Category A
- [ ] NYASP Category B
- [ ] State Forms
- [ ] EDD Format
- [X] Other NYASPB

Commercial "A" = Results Only
Commercial "B" = Results + QC Summary
Commercial "C" = Results + QC Summary + Partial Raw data

Comments / Special Instructions

http://www.sgs.com/en/terms-and-conditions

Sample Custody must be documented below each time samples change possession, including courier delivery.

Relinquished by:	Date / Time:	Received By:	Relinquished By:	Date / Time:	Received By:
1 Michael Nappo	12/8/21 14:00	1	2	12/9/21 1530	2
3		3	4		4
5		5			

Custody Seal # ☐ Intact ☐ Not intact ☐ Absent Preserved where applicable ☐ Therm. ID: ☐ On Ice Cooler Temp. °C

0.4 IR#4

jd36272.xls
Rev. Date: 4/10/18

5.2

5

JD36272: Chain of Custody
Page 1 of 2
SGS Orlando, FL

SGS Sample Receipt Summary

Job Number: JD36272 **Client:** SGS NJ **Project:** 2ND AVENUE AND 33-39TH STREET, BROOKL

Date / Time Received: 12/9/2021 3:30:00 PM **Delivery Method:** FX **Airbill #'s:**

Therm ID: IR 1; **Therm CF:** 0.2; **# of Coolers:** 1

Cooler Temps (Raw Measured) °C: Cooler 1: (0.2);

Cooler Temps (Corrected) °C: Cooler 1: (0.4);

Cooler Information	Y	or	N
1. Custody Seals Present	☑		☐
2. Custody Seals Intact	☑		☐
3. Temp criteria achieved	☑		☐
4. Cooler temp verification	IR Gun		
5. Cooler media	Ice (Bag)		

Trip Blank Information	Y	or	N	N/A
1. Trip Blank present / cooler	☐		☐	☑
2. Trip Blank listed on COC	☐		☐	☑
	W	**or**	**S**	**N/A**
3. Type Of TB Received	☐		☐	☑

Sample Information	Y	or	N	N/A
1. Sample labels present on bottles	☑		☐	
2. Samples preserved properly	☑		☐	
3. Sufficient volume/containers recvd for analysis:	☑		☐	
4. Condition of sample	Intact			
5. Sample recvd within HT	☑		☐	
6. Dates/Times/IDs on COC match Sample Label	☑		☐	
7. VOCs have headspace	☐		☐	☑
8. Bottles received for unspecified tests	☐		☑	
9. Compositing instructions clear	☐		☐	☑
10. Voa Soil Kits/Jars received past 48hrs?	☐		☐	☑
11. % Solids Jar received?	☐		☐	☑
12. Residual Chlorine Present?	☐		☐	☑

Misc. Information

Number of Encores: 25-Gram _____ 5-Gram _____ Number of 5035 Field Kits: _____ Number of Lab Filtered Metals: _____

Test Strip Lot #s: pH 0-3 230315 pH 10-12 219813A Other: (Specify) _____ _____

Residual Chlorine Test Strip Lot #: _____

Comments

SM001
Rev. Date 05/24/17

Technician: STEPHENP Date: 12/9/2021 3:30:00 PM Reviewer: _____ Date: _____

The results set forth herein are provided by SGS North America Inc.

e-Hardcopy 2.0
Automated Report

Technical Report for

Tetra Tech

2nd Avenue and 33-39th Street, Brooklyn, NY

SGS Job Number: JD36297

Sampling Dates: 12/06/21 - 12/07/21

Report to:

Tetra Tech

Robert.Cantagallo@tetratech.com

ATTN: Bob Cantagallo

Total number of pages in report: **133**

Test results contained within this data package meet the requirements of the National Environmental Laboratory Accreditation Program and/or state specific certification programs as applicable.

Mike Earp
General Manager

Client Service contact: Jadon Schiller 732-329-0200

Certifications: NJ(12129), NY(10983), CA, CT, FL, IL, IN, KS, KY, LA, MA, MD, ME, MN, NC, OH VAP (CL0056), AK (UST-103), AZ (AZ0786), PA, RI, SC, TX, UT, VA, WV, DoD ELAP (ANAB L2248)

This report shall not be reproduced, except in its entirety, without the written approval of SGS.
Test results relate only to samples analyzed.

SGS is the sole authority for authorizing edits or modifications to this document.
Unauthorized modification of this report is strictly prohibited.
Review standard terms at: http://www.sgs.com/en/terms-and-conditions

Please share your ideas about
how we can serve you better at:
EHS.US.CustomerCare@sgs.com

Table of Contents

-1-

Section 1: Sample Summary **3**
Section 2: Case Narrative/Conformance Summary **5**
Section 3: Summary of Hits **12**
Section 4: Sample Results **19**
4.1: JD36297-1: TT-SB-31GW 20
4.2: JD36297-1A: TT-SB-31GW 30
4.3: JD36297-2: TT-SB-30GW 32
4.4: JD36297-2A: TT-SB-30GW 42
4.5: JD36297-3: TT-SB-27GW 44
4.6: JD36297-3A: TT-SB-27GW 54
4.7: JD36297-4: TT-SB-20GW 56
4.8: JD36297-4A: TT-SB-20GW 66
4.9: JD36297-5: TT-SB-22GW 68
4.10: JD36297-5A: TT-SB-22GW 78
4.11: JD36297-6: TT-SB-23GW 80
4.12: JD36297-6A: TT-SB-23GW 90
4.13: JD36297-7: TT-SB-12GW 92
4.14: JD36297-7A: TT-SB-12GW 102
4.15: JD36297-8: GW-DUP-01 104
4.16: JD36297-8A: GW-DUP-01 114
4.17: JD36297-9: TT-SB-18GW 116
4.18: JD36297-9A: TT-SB-18GW 125
Section 5: Misc. Forms **127**
5.1: Chain of Custody 128
5.2: Chain of Custody (SGS Orlando, FL) 132

SGS LabLink@1124010 14:47 21-Jan-2022

Sample Summary

Tetra Tech

2nd Avenue and 33-39th Street, Brooklyn, NY

Job No: JD36297

Sample Number	Collected Date	Time	By	Received	Matrix Code	Type	Client Sample ID
JD36297-1	12/06/21	08:45	CB	12/07/21	AQ	Ground Water	TT-SB-31GW
JD36297-1A	12/06/21	08:45	CB	12/07/21	AQ	Ground Water	TT-SB-31GW
JD36297-2	12/06/21	10:37	CB	12/07/21	AQ	Ground Water	TT-SB-30GW
JD36297-2A	12/06/21	10:37	CB	12/07/21	AQ	Ground Water	TT-SB-30GW
JD36297-3	12/06/21	12:01	CB	12/07/21	AQ	Ground Water	TT-SB-27GW
JD36297-3A	12/06/21	12:01	CB	12/07/21	AQ	Ground Water	TT-SB-27GW
JD36297-4	12/06/21	13:20	CB	12/07/21	AQ	Ground Water	TT-SB-20GW
JD36297-4A	12/06/21	13:20	CB	12/07/21	AQ	Ground Water	TT-SB-20GW
JD36297-5	12/06/21	15:20	CB	12/07/21	AQ	Ground Water	TT-SB-22GW
JD36297-5A	12/06/21	15:20	CB	12/07/21	AQ	Ground Water	TT-SB-22GW
JD36297-6	12/07/21	08:32	CB	12/07/21	AQ	Ground Water	TT-SB-23GW
JD36297-6A	12/07/21	08:32	CB	12/07/21	AQ	Ground Water	TT-SB-23GW

This report contains results reported as ND = Not detected. The following applies:
Organics ND = Not detected above the MDL

Sample Summary
(continued)

Tetra Tech

Job No: JD36297

2nd Avenue and 33-39th Street, Brooklyn, NY

Sample Number	Collected Date	Time	By	Received	Matrix Code	Type	Client Sample ID
JD36297-7	12/07/21	11:05	CB	12/07/21	AQ	Ground Water	TT-SB-12GW
JD36297-7A	12/07/21	11:05	CB	12/07/21	AQ	Ground Water	TT-SB-12GW
JD36297-8	12/07/21	12:00	CB	12/07/21	AQ	Ground Water	GW-DUP-01
JD36297-8A	12/07/21	12:00	CB	12/07/21	AQ	Ground Water	GW-DUP-01
JD36297-9	12/07/21	12:15	CB	12/07/21	AQ	Ground Water	TT-SB-18GW
JD36297-9A	12/07/21	12:15	CB	12/07/21	AQ	Ground Water	TT-SB-18GW

CASE NARRATIVE / CONFORMANCE SUMMARY

Client:	Tetra Tech	**Job No**	JD36297
Site:	2nd Avenue and 33-39th Street, Brooklyn, NY	**Report Date**	1/5/2022 1:06:57 PM

On 12/07/2021, 9 Sample(s), 0 Trip Blank(s) and 0 Field Blank(s) were received at SGS North America Inc. at a maximum corrected temperature of 2.3 C. Samples were intact and chemically preserved, unless noted below. A SGS North America Inc. Job Number of JD36297 was assigned to the project. Laboratory sample ID, client sample ID and dates of sample collection are detailed in the report's Results Summary Section.

Specified quality control criteria were achieved for this job except as noted below. For more information, please refer to the analytical results and QC summary pages.

Compounds qualified as out of range in the continuing calibration summary report are acceptable as per method requirements when there is a high bias but the sample result is non-detect.

MS Volatiles By Method SW846 8260D

Matrix: AQ **Batch ID:** VL10097

- All samples were analyzed within the recommended method holding time.
- Sample(s) JD36261-4MS, JD36261-4MSD were used as the QC samples indicated.
- All method blanks for this batch meet method specific criteria.
- Matrix Spike/Matrix Spike Duplicate Recovery(s) for Tetrachloroethene are outside control limits. Outside control limits due to high level in sample relative to spike amount.
- JD36297-1 for 1,2-Dibromo-3-chloropropane: Associated CCV outside of control limits high, sample was ND. This compound in blank spike is outside in house QC limits bias high.
- JD36297-3 for Methyl Acetate: Associated CCV outside of control limits high, sample was ND.
- JD36297-6 for 2-Butanone (MEK): Associated CCV outside of control limits high, sample was ND.
- JD36297-3 for 1,2-Dibromo-3-chloropropane: Associated CCV outside of control limits high, sample was ND. This compound in blank spike is outside in house QC limits bias high.
- JD36297-6 for 1,2-Dibromo-3-chloropropane: Associated CCV outside of control limits high, sample was ND. This compound in blank spike is outside in house QC limits bias high.
- JD36261-4MS/MSD for 1,2-Dibromo-3-chloropropane: Outside in house control limits.
- JD36297-5 for 1,2-Dibromo-3-chloropropane: Associated CCV outside of control limits high, sample was ND. This compound in blank spike is outside in house QC limits bias high.
- JD36297-6 for Methyl Acetate: Associated CCV outside of control limits high, sample was ND.
- VL10097-BS for 1,2-Dibromo-3-chloropropane: High percent recovery and no associated positive reported in the QC batch.
- JD36297-1 for 2-Butanone (MEK): Associated CCV outside of control limits high, sample was ND.
- JD36297-4 for 1,2-Dibromo-3-chloropropane: Associated CCV outside of control limits high, sample was ND. This compound in blank spike is outside in house QC limits bias high.
- JD36297-2 for Methyl Acetate: Associated CCV outside of control limits high, sample was ND.
- JD36297-5 for 2-Butanone (MEK): Associated CCV outside of control limits high, sample was ND.
- JD36297-7 for 1,2-Dibromo-3-chloropropane: Associated CCV outside of control limits high, sample was ND. This compound in blank spike is outside in house QC limits bias high.
- JD36297-9 for 1,2-Dibromo-3-chloropropane: Associated CCV outside of control limits high, sample was ND. This compound in blank spike is outside in house QC limits bias high.
- JD36297-4 for Methyl Acetate: Associated CCV outside of control limits high, sample was ND.
- JD36297-3 for 2-Butanone (MEK): Associated CCV outside of control limits high, sample was ND.
- JD36297-1 for Methyl Acetate: Associated CCV outside of control limits high, sample was ND.
- JD36297-9 for Methyl Acetate: Associated CCV outside of control limits high, sample was ND.
- JD36297-8 for 2-Butanone (MEK): Associated CCV outside of control limits high, sample was ND.
- JD36297-8 for Methyl Acetate: Associated CCV outside of control limits high, sample was ND.

MS Volatiles By Method SW846 8260D

Matrix: AQ	Batch ID: VL10097

- JD36297-8 for 1,2-Dibromo-3-chloropropane: Associated CCV outside of control limits high, sample was ND. This compound in blank spike is outside in house QC limits bias high.
- JD36297-7 for 2-Butanone (MEK): Associated CCV outside of control limits high, sample was ND.
- JD36297-5 for Methyl Acetate: Associated CCV outside of control limits high, sample was ND.
- JD36297-4 for 2-Butanone (MEK): Associated CCV outside of control limits high, sample was ND.
- JD36297-2 for 2-Butanone (MEK): Associated CCV outside of control limits high, sample was ND.
- JD36297-9 for 2-Butanone (MEK): Associated CCV outside of control limits high, sample was ND.
- JD36297-7 for Methyl Acetate: Associated CCV outside of control limits high, sample was ND.
- JD36297-2 for 1,2-Dibromo-3-chloropropane: Associated CCV outside of control limits high, sample was ND. This compound in blank spike is outside in house QC limits bias high.

MS Semi-volatiles By Method EPA 537M BY ID

Matrix: AQ	Batch ID: F:OP88921

- The data for EPA 537M BY ID meets quality control requirements.
- JD36297-2A: Analysis performed at SGS Orlando, FL.
- JD36297-9A: Dilution required due to matrix interference (ID recovery standard failure). Analysis performed at SGS Orlando, FL.
- JD36297-9A: Analysis performed at SGS Orlando, FL.
- JD36297-8A: Analysis performed at SGS Orlando, FL.
- JD36297-8A: Dilution required due to matrix interference (ID recovery standard failure). Analysis performed at SGS Orlando, FL.
- JD36297-6A: Analysis performed at SGS Orlando, FL.
- JD36297-1A: Analysis performed at SGS Orlando, FL.
- JD36297-7A: Analysis performed at SGS Orlando, FL.
- JD36297-6A: Dilution required due to matrix interference (ID recovery standard failure). Analysis performed at SGS Orlando, FL.
- JD36297-3A: Analysis performed at SGS Orlando, FL.
- JD36297-3A: Dilution required due to matrix interference (ID recovery standard failure). Analysis performed at SGS Orlando, FL.
- JD36297-5A: Analysis performed at SGS Orlando, FL.
- JD36297-7A: Dilution required due to matrix interference (ID recovery standard failure). Analysis performed at SGS Orlando, FL.
- JD36297-4A: Analysis performed at SGS Orlando, FL.

MS Semi-volatiles By Method SW846 8270E

Matrix: AQ	Batch ID: OP37019

- All samples were extracted within the recommended method holding time.
- All method blanks for this batch meet method specific criteria.
- OP37019-BSD Recovery(s) for 2,4-Dimethylphenol, 2-Chlorophenol, 2-Methylphenol are outside control limits.
- JD36297-4: There are compounds in BS were outside in house QC limits. The results confirmed by reextraction outside the holding time.
- JD36297-1: There are compounds in BS were outside in house QC limits. The results confirmed by reextraction outside the holding time.
- JD36297-8: There are compounds in BS were outside in house QC limits. The results confirmed by reextraction outside the holding time.
- JD36297-7: There are compounds in BS were outside in house QC limits. The results confirmed by reextraction outside the holding time.
- JD36297-2: There are compounds in BS were outside in house QC limits. The results confirmed by reextraction outside the holding time.
- JD36297-6: There are compounds in BS were outside in house QC limits. The results confirmed by reextraction outside the holding time.
- JD36297-9: There are compounds in BS were outside in house QC limits. The results confirmed by reextraction outside the holding time.
- JD36297-3: There are compounds in BS were outside in house QC limits. The results confirmed by reextraction outside the holding time.
- JD36297-5: There are compounds in BS were outside in house QC limits. The results confirmed by reextraction outside the holding time.
- OP37019-BS1 for Nitrobenzene: Outside of in house control limits.
- RPD of OP37019-BSD for Dibenzofuran: Analytical precision exceeds in-house control limits.
- RPD of OP37019-BSD for Fluoranthene: Analytical precision exceeds in-house control limits.
- RPD of OP37019-BSD for Hexachlorobenzene: Analytical precision exceeds in-house control limits.
- RPD of OP37019-BSD for Phenanthrene: Analytical precision exceeds in-house control limits.
- RPD of OP37019-BSD for Phenol: Analytical precision exceeds in-house control limits.
- RPD of OP37019-BSD for Pyrene: Analytical precision exceeds in-house control limits.
- RPD of OP37019-BSD for Anthracene: Analytical precision exceeds in-house control limits.
- OP37019-BS1 for 2-Chlorophenol: Outside of in house control limits.
- RPD of OP37019-BSD for 4-Chlorophenyl phenyl ether: Analytical precision exceeds in-house control limits.
- RPD of OP37019-BSD for Di-n-butyl phthalate: Analytical precision exceeds in-house control limits.
- OP37019-BS1 for 2,4-Dimethylphenol: Outside of in house control limits.
- OP37019-BS1 for 2-Methylnaphthalene: Outside of in house control limits.
- OP37019-BS1 for 2-Methylphenol: Outside of in house control limits.
- OP37019-BS1 for 4-Chloro-3-methyl phenol: Outside of in house control limits.
- OP37019-BS1 for 4-Nitroaniline: Outside of in house control limits.
- OP37019-BS1 for Atrazine: Outside of in house control limits.
- OP37019-BS1 for Benzo(a)anthracene: Outside of in house control limits.
- OP37019-BS1 for Benzo(a)pyrene: Outside of in house control limits.
- OP37019-BS1 for bis(2-Chloroethyl)ether: Outside of in house control limits.
- OP37019-BS1 for Acetophenone: Outside of in house control limits.
- OP37019-BS1 for 2,4-Dichlorophenol: Outside of in house control limits.
- OP37019-BS1 for 2,2'-Oxybis(1-chloropropane): Outside of in house control limits.
- OP37019-BS1 for Isophorone: Outside of in house control limits.

MS Semi-volatiles By Method SW846 8270E

Matrix: AQ	Batch ID: OP37019

- OP37019-BS1 for Naphthalene: Outside of in house control limits.
- RPD of OP37019-BSD for Chrysene: Analytical precision exceeds in-house control limits.
- OP37019-BS1 for Fluorene: Outside of in house control limits.
- OP37019-BS1 for Fluoranthene: Outside of in house control limits.
- OP37019-BS1 for Dibenzofuran: Outside of in house control limits.
- OP37019-BS1 for Chrysene: Outside of in house control limits.
- RPD of OP37019-BSD for bis(2-Ethylhexyl)phthalate: Analytical precision exceeds in-house control limits.
- RPD of OP37019-BSD for 4-Bromophenyl phenyl ether: Analytical precision exceeds in-house control limits.
- RPD of OP37019-BSD for Acenaphthylene: Analytical precision exceeds in-house control limits.
- OP37019-BS1 for Carbazole: Outside of in house control limits.
- RPD of OP37019-BSD for Benzo(a)anthracene: Analytical precision exceeds in-house control limits.
- OP37019-BS1 for Phenanthrene: Outside of in house control limits.
- RPD of OP37019-BSD for Butyl benzyl phthalate: Analytical precision exceeds in-house control limits.
- RPD of OP37019-BSD for Caprolactam: Analytical precision exceeds in-house control limits.
- OP37019-BS1 for Acenaphthylene is outside in house control limits.

Matrix: AQ	Batch ID: OP37190

- The data for SW846 8270E meets quality control requirements.
- JD36297-6: Sample extracted outside the holding time. Confirmation run.
- JD36297-7: Sample extracted outside the holding time. Confirmation run.
- JD36297-9: Sample extracted outside the holding time. Confirmation run.
- JD36297-1: Sample extracted outside the holding time. Confirmation run.
- JD36297-3: Sample extracted outside the holding time. Confirmation run.
- JD36297-4: Sample extracted outside the holding time. Confirmation run.
- JD36297-2: Sample extracted outside the holding time. Confirmation run.
- JD36297-8: Sample extracted outside the holding time. Confirmation run.
- JD36297-5: Sample extracted outside the holding time. Confirmation run.

MS Semi-volatiles By Method SW846 8270E BY SIM

Matrix: AQ	Batch ID: OP37019A

- All samples were extracted within the recommended method holding time.
- All method blanks for this batch meet method specific criteria.
- OP37019A-BS12: Recoveries outside of in house control limits due to incorrect spiking amount. Since BSD12 recoveries within control limits, data are qualified and reported.
- RPD of OP37019A-BSD12 for 1,4-Dioxane: Analytical precision exceeds in-house control limits.
- OP37019A-BS12 for 1,4-Dioxane: Outside of in house control limits.

GC/LC Semi-volatiles By Method SW846 8081B

Matrix: AQ	**Batch ID:** OP37028

- All samples were extracted within the recommended method holding time.
- All method blanks for this batch meet method specific criteria.
- OP37028-BS1: Had TBA cleanup.
- OP37028-MB1: Had TBA cleanup.
- JD36297-6: Had TBA cleanup.
- OP37028-BSD: Had TBA cleanup.
- JD36297-8: Had TBA cleanup.
- JD36297-7: Had TBA cleanup.
- OP37028-BS1 for Endosulfan-II: Reported from 2nd signal. 1st signal used for confirmation.
- OP37028-BSD for Endosulfan-II: Reported from 2nd signal. 1st signal used for confirmation.

GC/LC Semi-volatiles By Method SW846 8082A

Matrix: AQ	**Batch ID:** OP37029

- All samples were extracted within the recommended method holding time.
- All method blanks for this batch meet method specific criteria.

GC/LC Semi-volatiles By Method SW846 8151A

Matrix: AQ	**Batch ID:** OP37027

- All samples were extracted within the recommended method holding time.
- All method blanks for this batch meet method specific criteria.

Metals Analysis By Method SW846 6010D

Matrix: AQ	**Batch ID:** MP30296

- All samples were digested within the recommended method holding time.
- All method blanks for this batch meet method specific criteria.
- Sample(s) JD36264-2MS, JD36264-2MSD, JD36264-2SDL were used as the QC samples for metals.
- RPD(s) for Serial Dilution for Arsenic, Cadmium, Chromium, Copper, Iron, Potassium, Thallium are outside control limits for sample MP30296-SD1. Percent difference acceptable due to low initial sample concentration (< 50 times IDL).
- JD36297-6 for Antimony: Elevated detection limit due to dilution required for high interfering element.
- JD36297-6 for Arsenic: Elevated detection limit due to dilution required for high interfering element.
- JD36297-8 for Arsenic: Elevated detection limit due to dilution required for high interfering element.
- JD36297-8 for Lead: Elevated detection limit due to dilution required for high interfering element.
- JD36297-7 for Arsenic: Elevated detection limit due to dilution required for high interfering element.
- JD36297-7 for Lead: Elevated detection limit due to dilution required for high interfering element.

Metals Analysis By Method SW846 7470A

Matrix: AQ	**Batch ID:** MP30309

- All samples were digested within the recommended method holding time.
- All method blanks for this batch meet method specific criteria.
- Sample(s) JD36261-2MS, JD36261-2MSD were used as the QC samples for metals.

Matrix: AQ	**Batch ID:** MP30311

- All samples were digested within the recommended method holding time.
- All method blanks for this batch meet method specific criteria.
- Sample(s) JD36264-2MS, JD36264-2MSD were used as the QC samples for metals.

SGS North America Inc. certifies that data reported for samples received, listed on the associated custody chain or analytical task order, were produced to specifications meeting the Quality System precision, accuracy and completeness objectives except as noted.

Estimated non-standard method measurement uncertainty data is available on request, based on quality control bias and implicit for standard methods. Acceptable uncertainty requires tested parameter quality control data to meet method criteria.

SGS North America Inc. is not responsible for data quality assumptions if partial reports are used and recommends that this report be used in its entirety. Data release is authorized by SGS North America Inc indicated via signature on the report cover

SAMPLE DELIVERY GROUP CASE NARRATIVE

Client: SGS Dayton, NJ **Job No:** JD36297

Site: TTNJP: 2nd Avenue and 33-39th Street, Brooklyn, NY **Report Date** 12/30/2021 1:09:33

On 12/07/2021, 9 Sample(s), 0 Trip Blank(s) were received at SGS North America Inc. at a maximum corrected temperature of 0.4 C. Samples were intact and chemically preserved, unless noted below. A SGS North America Inc. Job Number of JD36297 was Assigned to the project. Laboratory sample ID, client sample ID and dates of sample collection are detailed in the report's Results Summary Section. Specified quality control criteria were achieved for this job except as noted below. For more information, please refer to the analytical results and QC summary pages.

MS Semi-volatiles By Method EPA 537M BY ID

Matrix: AQ **Batch ID:** OP88921

Sample(s) FA91414-1MS, FA91423-13DUP, FA91414-1MS were used as the QC samples indicated.

Matrix Spike Recovery(s) for Perfluorohexanoic acid, Perfluoropentanoic acid, Perfluorobutanesulfonic acid, Perfluorohexanesulfonic acid, Perfluorooctanesulfonic acid are outside control limits. Outside control limits due to high level in sample relative to spike amount.

RPD(s) for Duplicate for Perfluorohexanesulfonic acid, Perfluorooctanesulfonic acid are outside control limits for sample OP88921-DUP. Probable cause is due to sample non-homogeneity.

Sample(s) JD36297-3A, JD36297-6A, JD36297-7A, JD36297-8A, JD36297-9A have surrogates outside control limits.

OP88921-DUP for 13C2-PFTeDA: Outside control limits.

JD36297-3A for 13C8-FOSA: Outside control limits.

JD36297-3A: Dilution required due to matrix interference (ID recovery standard failure).

JD36297-6A for 13C8-FOSA: Outside control limits.

JD36297-6A: Dilution required due to matrix interference (ID recovery standard failure).

JD36297-7A for 13C8-FOSA: Outside control limits.

JD36297-7A: Dilution required due to matrix interference (ID recovery standard failure).

JD36297-8A for 13C8-FOSA: Outside control limits.

JD36297-8A: Dilution required due to matrix interference (ID recovery standard failure).

JD36297-9A for 13C8-FOSA: Outside control limits.

JD36297-9A: Dilution required due to matrix interference (ID recovery standard failure).

SGS North America Inc. certifies that data reported for samples received, listed on the associated custody chain or analytical task order, were produced to specifications meeting the Quality System precision, accuracy and completeness objectives except as noted. Estimated non-standard method measurement uncertainty data is available on request, based on quality control bias and implicit for standard methods. Acceptable uncertainty requires tested parameter quality control data to meet method criteria. SGS North America Inc. is not responsible for data quality assumptions if partial reports are used and recommends that this report be used in its entirety.

Narrative prepared by:

_____

Ariel Hartney, Client Services (signature on file)

Summary of Hits

Job Number: JD36297
Account: Tetra Tech
Project: 2nd Avenue and 33-39th Street, Brooklyn, NY
Collected: 12/06/21 thru 12/07/21

Lab Sample ID Analyte	Client Sample ID	Result/ Qual	RL	MDL	Units	Method
JD36297-1	**TT-SB-31GW**					
Acetone		7.1 J	10	3.1	ug/l	SW846 8260D
Acenaphthene [a]		0.26 J	1.0	0.20	ug/l	SW846 8270E
Benzo(a)anthracene [a]		0.47 J	1.0	0.21	ug/l	SW846 8270E
Benzo(a)pyrene [a]		1.1	1.0	0.22	ug/l	SW846 8270E
Benzo(b)fluoranthene [a]		0.61 J	1.0	0.21	ug/l	SW846 8270E
Benzo(g,h,i)perylene [a]		0.41 J	1.0	0.35	ug/l	SW846 8270E
Benzo(k)fluoranthene [a]		0.21 J	1.0	0.21	ug/l	SW846 8270E
Chrysene [a]		0.37 J	1.0	0.18	ug/l	SW846 8270E
Dibenzo(a,h)anthracene [a]		0.69 J	1.0	0.34	ug/l	SW846 8270E
Fluoranthene [a]		0.70 J	1.0	0.18	ug/l	SW846 8270E
Fluorene [a]		0.21 J	1.0	0.18	ug/l	SW846 8270E
Indeno(1,2,3-cd)pyrene [a]		1.1	1.0	0.34	ug/l	SW846 8270E
Phenanthrene [a]		0.63 J	1.0	0.18	ug/l	SW846 8270E
Pyrene [a]		0.70 J	1.0	0.23	ug/l	SW846 8270E
Aluminum		1280	200		ug/l	SW846 6010D
Arsenic		3.2	3.0		ug/l	SW846 6010D
Calcium		118000	5000		ug/l	SW846 6010D
Iron		1940	100		ug/l	SW846 6010D
Lead		12.1	3.0		ug/l	SW846 6010D
Magnesium		8100	5000		ug/l	SW846 6010D
Manganese		463	15		ug/l	SW846 6010D
Potassium		12000	10000		ug/l	SW846 6010D
Sodium		166000	10000		ug/l	SW846 6010D
JD36297-1A	**TT-SB-31GW**					
Perfluorobutanoic acid [b]		16.5	3.7	1.9	ng/l	EPA 537M BY ID
Perfluoropentanoic acid [b]		5.4	1.9	0.93	ng/l	EPA 537M BY ID
Perfluorohexanoic acid [b]		11.2	1.9	0.93	ng/l	EPA 537M BY ID
Perfluoroheptanoic acid [b]		3.6	1.9	0.93	ng/l	EPA 537M BY ID
Perfluorooctanoic acid [b]		13.5	1.9	0.93	ng/l	EPA 537M BY ID
Perfluorononanoic acid [b]		2.4	1.9	0.93	ng/l	EPA 537M BY ID
Perfluorodecanoic acid [b]		2.1	1.9	0.93	ng/l	EPA 537M BY ID
Perfluorobutanesulfonic acid [b]		2.8	1.9	0.93	ng/l	EPA 537M BY ID
Perfluorohexanesulfonic acid [b]		1.2 J	1.9	0.93	ng/l	EPA 537M BY ID
Perfluorooctanesulfonic acid [b]		28.5	1.9	0.93	ng/l	EPA 537M BY ID
JD36297-2	**TT-SB-30GW**					
Indeno(1,2,3-cd)pyrene [a]		0.73 J	1.0	0.34	ug/l	SW846 8270E
Aluminum		3950	200		ug/l	SW846 6010D
Arsenic		9.4	3.0		ug/l	SW846 6010D
Beryllium		1.1	1.0		ug/l	SW846 6010D

Summary of Hits

Job Number: JD36297
Account: Tetra Tech
Project: 2nd Avenue and 33-39th Street, Brooklyn, NY
Collected: 12/06/21 thru 12/07/21

Lab Sample ID / Analyte	Client Sample ID	Result/ Qual	RL	MDL	Units	Method
Cadmium		3.0	3.0		ug/l	SW846 6010D
Calcium		155000	5000		ug/l	SW846 6010D
Copper		45.8	10		ug/l	SW846 6010D
Iron		10100	100		ug/l	SW846 6010D
Lead		26.6	3.0		ug/l	SW846 6010D
Magnesium		52000	5000		ug/l	SW846 6010D
Manganese		2770	15		ug/l	SW846 6010D
Nickel		15.1	10		ug/l	SW846 6010D
Potassium		11500	10000		ug/l	SW846 6010D
Sodium		494000	50000		ug/l	SW846 6010D
Zinc		53.7	20		ug/l	SW846 6010D
JD36297-2A	**TT-SB-30GW**					
Perfluorobutanoic acid [b]		13.9	3.7	1.9	ng/l	EPA 537M BY ID
Perfluoropentanoic acid [b]		10.6	1.9	0.93	ng/l	EPA 537M BY ID
Perfluorohexanoic acid [b]		6.4	1.9	0.93	ng/l	EPA 537M BY ID
Perfluoroheptanoic acid [b]		3.9	1.9	0.93	ng/l	EPA 537M BY ID
Perfluorooctanoic acid [b]		12.7	1.9	0.93	ng/l	EPA 537M BY ID
Perfluorobutanesulfonic acid [b]		1.0 J	1.9	0.93	ng/l	EPA 537M BY ID
JD36297-3	**TT-SB-27GW**					
Phenanthrene [a]		0.26 J	1.0	0.18	ug/l	SW846 8270E
Aluminum		5230	200		ug/l	SW846 6010D
Arsenic		8.7	3.0		ug/l	SW846 6010D
Barium		422	200		ug/l	SW846 6010D
Calcium		259000	25000		ug/l	SW846 6010D
Chromium		11.7	10		ug/l	SW846 6010D
Copper		22.6	10		ug/l	SW846 6010D
Iron		10600	100		ug/l	SW846 6010D
Lead		73.5	3.0		ug/l	SW846 6010D
Magnesium		38100	5000		ug/l	SW846 6010D
Manganese		2150	15		ug/l	SW846 6010D
Nickel		21.0	10		ug/l	SW846 6010D
Potassium		19900	10000		ug/l	SW846 6010D
Sodium		201000	50000		ug/l	SW846 6010D
Zinc		48.9	20		ug/l	SW846 6010D
JD36297-3A	**TT-SB-27GW**					
Perfluorobutanoic acid [b]		11.4	3.7	1.9	ng/l	EPA 537M BY ID
Perfluoropentanoic acid [b]		8.8	1.9	0.93	ng/l	EPA 537M BY ID
Perfluorohexanoic acid [b]		7.6	1.9	0.93	ng/l	EPA 537M BY ID
Perfluoroheptanoic acid [b]		6.0	1.9	0.93	ng/l	EPA 537M BY ID

Summary of Hits

Job Number: JD36297
Account: Tetra Tech
Project: 2nd Avenue and 33-39th Street, Brooklyn, NY
Collected: 12/06/21 thru 12/07/21

Lab Sample ID / Analyte	Client Sample ID	Result/ Qual	RL	MDL	Units	Method
Perfluorooctanoic acid [b]		17.4	1.9	0.93	ng/l	EPA 537M BY ID
Perfluorononanoic acid [b]		2.5	1.9	0.93	ng/l	EPA 537M BY ID
Perfluorobutanesulfonic acid [b]		2.1	1.9	0.93	ng/l	EPA 537M BY ID
Perfluorohexanesulfonic acid [b]		1.1 J	1.9	0.93	ng/l	EPA 537M BY ID
Perfluorooctanesulfonic acid [b]		29.6	1.9	0.93	ng/l	EPA 537M BY ID
JD36297-4	**TT-SB-20GW**					
Aluminum		25600	200		ug/l	SW846 6010D
Antimony		6.2	6.0		ug/l	SW846 6010D
Arsenic		25.2	3.0		ug/l	SW846 6010D
Barium		474	200		ug/l	SW846 6010D
Beryllium		2.2	1.0		ug/l	SW846 6010D
Cadmium		6.2	3.0		ug/l	SW846 6010D
Calcium		72600	5000		ug/l	SW846 6010D
Chromium		56.0	10		ug/l	SW846 6010D
Copper		93.0	10		ug/l	SW846 6010D
Iron		42500	100		ug/l	SW846 6010D
Lead		253	15		ug/l	SW846 6010D
Magnesium		25000	5000		ug/l	SW846 6010D
Manganese		4550	15		ug/l	SW846 6010D
Nickel		85.2	10		ug/l	SW846 6010D
Potassium		16700	10000		ug/l	SW846 6010D
Sodium		88100	10000		ug/l	SW846 6010D
Vanadium		77.9	50		ug/l	SW846 6010D
Zinc		416	20		ug/l	SW846 6010D
JD36297-4A	**TT-SB-20GW**					
Perfluorobutanoic acid [b]		3.7	3.7	1.9	ng/l	EPA 537M BY ID
Perfluoroheptanoic acid [b]		1.7 J	1.9	0.93	ng/l	EPA 537M BY ID
Perfluorooctanoic acid [b]		12.9	1.9	0.93	ng/l	EPA 537M BY ID
Perfluorononanoic acid [b]		2.8	1.9	0.93	ng/l	EPA 537M BY ID
Perfluorobutanesulfonic acid [b]		1.0 J	1.9	0.93	ng/l	EPA 537M BY ID
Perfluorooctanesulfonic acid [b]		8.9	1.9	0.93	ng/l	EPA 537M BY ID
JD36297-5	**TT-SB-22GW**					
Acetone		16.6	10	3.1	ug/l	SW846 8260D
Benzo(a)pyrene [a]		0.68 J	1.0	0.22	ug/l	SW846 8270E
2-Methylnaphthalene [a]		1.0	1.0	0.21	ug/l	SW846 8270E
Naphthalene [a]		1.1	1.0	0.24	ug/l	SW846 8270E
Aluminum		7540	200		ug/l	SW846 6010D
Arsenic		9.6	3.0		ug/l	SW846 6010D
Calcium		44100	5000		ug/l	SW846 6010D

Summary of Hits

Job Number: JD36297
Account: Tetra Tech
Project: 2nd Avenue and 33-39th Street, Brooklyn, NY
Collected: 12/06/21 thru 12/07/21

Lab Sample ID Analyte	Client Sample ID	Result/ Qual	RL	MDL	Units	Method
Chromium		11.9	10		ug/l	SW846 6010D
Copper		17.7	10		ug/l	SW846 6010D
Iron		10000	100		ug/l	SW846 6010D
Lead		20.3	3.0		ug/l	SW846 6010D
Magnesium		5430	5000		ug/l	SW846 6010D
Manganese		297	15		ug/l	SW846 6010D
Nickel		11.2	10		ug/l	SW846 6010D
Sodium		16000	10000		ug/l	SW846 6010D
Zinc		56.8	20		ug/l	SW846 6010D
JD36297-5A	**TT-SB-22GW**					
Perfluorobutanoic acid [b]		12.7	3.7	1.9	ng/l	EPA 537M BY ID
Perfluoropentanoic acid [b]		7.4	1.9	0.93	ng/l	EPA 537M BY ID
Perfluorohexanoic acid [b]		6.1	1.9	0.93	ng/l	EPA 537M BY ID
Perfluoroheptanoic acid [b]		3.7	1.9	0.93	ng/l	EPA 537M BY ID
Perfluorooctanoic acid [b]		19.2	1.9	0.93	ng/l	EPA 537M BY ID
Perfluorononanoic acid [b]		2.8	1.9	0.93	ng/l	EPA 537M BY ID
Perfluorodecanoic acid [b]		2.8	1.9	0.93	ng/l	EPA 537M BY ID
Perfluoroundecanoic acid [b]		1.9	1.9	0.93	ng/l	EPA 537M BY ID
Perfluorododecanoic acid [b]		1.1 J	1.9	0.93	ng/l	EPA 537M BY ID
Perfluorooctanesulfonic acid [b]		15.4	1.9	0.93	ng/l	EPA 537M BY ID
JD36297-6	**TT-SB-23GW**					
Acetone		7.6 J	10	3.1	ug/l	SW846 8260D
Benzene		0.55	0.50	0.43	ug/l	SW846 8260D
1,4-Dioxane		0.0537 J	0.10	0.052	ug/l	SW846 8270E BY SIM
Total TIC, Semi-Volatile		6.4 J			ug/l	
Aluminum		70900	200		ug/l	SW846 6010D
Arsenic [c]		66.6	15		ug/l	SW846 6010D
Barium		1390	200		ug/l	SW846 6010D
Beryllium [c]		7.1	5.0		ug/l	SW846 6010D
Calcium		318000	25000		ug/l	SW846 6010D
Chromium		140	10		ug/l	SW846 6010D
Cobalt		98.4	50		ug/l	SW846 6010D
Copper [c]		233	50		ug/l	SW846 6010D
Iron		376000	500		ug/l	SW846 6010D
Lead [c]		258	15		ug/l	SW846 6010D
Magnesium		86600	5000		ug/l	SW846 6010D
Manganese [c]		10700	75		ug/l	SW846 6010D
Mercury		0.80	0.60		ug/l	SW846 7470A
Nickel		206	10		ug/l	SW846 6010D
Potassium		38500	10000		ug/l	SW846 6010D
Sodium		170000	10000		ug/l	SW846 6010D

Summary of Hits

Job Number: JD36297
Account: Tetra Tech
Project: 2nd Avenue and 33-39th Street, Brooklyn, NY
Collected: 12/06/21 thru 12/07/21

Lab Sample ID Analyte	Client Sample ID	Result/ Qual	RL	MDL	Units	Method
Vanadium		209	50		ug/l	SW846 6010D
Zinc		501	20		ug/l	SW846 6010D
JD36297-6A	**TT-SB-23GW**					
Perfluorobutanoic acid [b]		9.4	3.7	1.9	ng/l	EPA 537M BY ID
Perfluoropentanoic acid [b]		5.9	1.9	0.93	ng/l	EPA 537M BY ID
Perfluorohexanoic acid [b]		5.6	1.9	0.93	ng/l	EPA 537M BY ID
Perfluoroheptanoic acid [b]		11.4	1.9	0.93	ng/l	EPA 537M BY ID
Perfluorooctanoic acid [b]		111	1.9	0.93	ng/l	EPA 537M BY ID
Perfluorononanoic acid [b]		1.1 J	1.9	0.93	ng/l	EPA 537M BY ID
Perfluorobutanesulfonic acid [b]		4.1	1.9	0.93	ng/l	EPA 537M BY ID
Perfluorohexanesulfonic acid [b]		2.2	1.9	0.93	ng/l	EPA 537M BY ID
Perfluorooctanesulfonic acid [b]		3.6	1.9	0.93	ng/l	EPA 537M BY ID
JD36297-7	**TT-SB-12GW**					
Benzene		0.73	0.50	0.43	ug/l	SW846 8260D
Acenaphthene [a]		1.2	1.0	0.19	ug/l	SW846 8270E
Dibenzofuran [a]		0.39 J	5.1	0.22	ug/l	SW846 8270E
Fluoranthene [a]		0.23 J	1.0	0.17	ug/l	SW846 8270E
Fluorene [a]		0.18 J	1.0	0.17	ug/l	SW846 8270E
Naphthalene [a]		1.0	1.0	0.24	ug/l	SW846 8270E
Phenanthrene [a]		0.54 J	1.0	0.18	ug/l	SW846 8270E
1,4-Dioxane		0.0615 J	0.10	0.051	ug/l	SW846 8270E BY SIM
Total TIC, Semi-Volatile		74 J			ug/l	
Beryllium		2.0	1.0		ug/l	SW846 6010D
Calcium		210000	25000		ug/l	SW846 6010D
Iron		806	100		ug/l	SW846 6010D
Magnesium		276000	5000		ug/l	SW846 6010D
Manganese		27.6	15		ug/l	SW846 6010D
Potassium		189000	10000		ug/l	SW846 6010D
Sodium		3760000	500000		ug/l	SW846 6010D
Zinc		39.5	20		ug/l	SW846 6010D
JD36297-7A	**TT-SB-12GW**					
Perfluorobutanoic acid [b]		5.4	3.7	1.9	ng/l	EPA 537M BY ID
Perfluoropentanoic acid [b]		1.7 J	1.9	0.93	ng/l	EPA 537M BY ID
Perfluorohexanoic acid [b]		2.9	1.9	0.93	ng/l	EPA 537M BY ID
Perfluoroheptanoic acid [b]		4.3	1.9	0.93	ng/l	EPA 537M BY ID
Perfluorooctanoic acid [b]		26.6	1.9	0.93	ng/l	EPA 537M BY ID
Perfluorononanoic acid [b]		0.96 J	1.9	0.93	ng/l	EPA 537M BY ID
Perfluorooctanesulfonic acid [b]		11.6	1.9	0.93	ng/l	EPA 537M BY ID
EtFOSAA [b]		2.7 J	3.7	1.9	ng/l	EPA 537M BY ID

Summary of Hits

Job Number: JD36297
Account: Tetra Tech
Project: 2nd Avenue and 33-39th Street, Brooklyn, NY
Collected: 12/06/21 thru 12/07/21

Lab Sample ID / Analyte	Client Sample ID	Result/ Qual	RL	MDL	Units	Method
JD36297-8	**GW-DUP-01**					
Benzene		0.74	0.50	0.43	ug/l	SW846 8260D
Carbon disulfide		0.46 J	2.0	0.46	ug/l	SW846 8260D
Total TIC, Volatile		9.2 J			ug/l	
Acenaphthene [a]		1.1	1.0	0.20	ug/l	SW846 8270E
Dibenzofuran [a]		0.36 J	5.2	0.23	ug/l	SW846 8270E
Naphthalene [a]		0.89 J	1.0	0.24	ug/l	SW846 8270E
Phenanthrene [a]		0.52 J	1.0	0.18	ug/l	SW846 8270E
Total TIC, Semi-Volatile		27 J			ug/l	
Beryllium		2.0	1.0		ug/l	SW846 6010D
Calcium		219000	25000		ug/l	SW846 6010D
Iron		275	100		ug/l	SW846 6010D
Magnesium		283000	5000		ug/l	SW846 6010D
Manganese		20.5	15		ug/l	SW846 6010D
Potassium		193000	10000		ug/l	SW846 6010D
Sodium		4010000	500000		ug/l	SW846 6010D
JD36297-8A	**GW-DUP-01**					
Perfluorobutanoic acid [b]		4.6	3.7	1.9	ng/l	EPA 537M BY ID
Perfluoropentanoic acid [b]		1.9	1.9	0.93	ng/l	EPA 537M BY ID
Perfluorohexanoic acid [b]		2.9	1.9	0.93	ng/l	EPA 537M BY ID
Perfluoroheptanoic acid [b]		3.7	1.9	0.93	ng/l	EPA 537M BY ID
Perfluorooctanoic acid [b]		26.8	1.9	0.93	ng/l	EPA 537M BY ID
Perfluorononanoic acid [b]		1.0 J	1.9	0.93	ng/l	EPA 537M BY ID
Perfluorooctanesulfonic acid [b]		12.0	1.9	0.93	ng/l	EPA 537M BY ID
EtFOSAA [b]		3.3 J	3.7	1.9	ng/l	EPA 537M BY ID
JD36297-9	**TT-SB-18GW**					
Carbon disulfide		0.47 J	2.0	0.46	ug/l	SW846 8260D
JD36297-9A	**TT-SB-18GW**					
Perfluorobutanoic acid [b]		7.5	3.7	1.9	ng/l	EPA 537M BY ID
Perfluoropentanoic acid [b]		2.2	1.9	0.93	ng/l	EPA 537M BY ID
Perfluorohexanoic acid [b]		2.4	1.9	0.93	ng/l	EPA 537M BY ID
Perfluoroheptanoic acid [b]		4.1	1.9	0.93	ng/l	EPA 537M BY ID
Perfluorooctanoic acid [b]		33.4	1.9	0.93	ng/l	EPA 537M BY ID
Perfluorobutanesulfonic acid [b]		2.4	1.9	0.93	ng/l	EPA 537M BY ID

(a) There are compounds in BS were outside in house QC limits. The results confirmed by reextraction outside the holding time.

Summary of Hits

Job Number: JD36297
Account: Tetra Tech
Project: 2nd Avenue and 33-39th Street, Brooklyn, NY
Collected: 12/06/21 thru 12/07/21

Lab Sample ID Analyte	Client Sample ID	Result/ Qual	RL	MDL	Units	Method

(b) Analysis performed at SGS Orlando, FL.
(c) Elevated detection limit due to dilution required for high interfering element.

Sample Results

Report of Analysis

Report of Analysis

Client Sample ID:	TT-SB-31GW		
Lab Sample ID:	JD36297-1	**Date Sampled:**	12/06/21
Matrix:	AQ - Ground Water	**Date Received:**	12/07/21
Method:	SW846 8260D	**Percent Solids:**	n/a
Project:	2nd Avenue and 33-39th Street, Brooklyn, NY		

	File ID	DF	Analyzed	By	Prep Date	Prep Batch	Analytical Batch
Run #1	L335790.D	1	12/10/21 05:35	JS	n/a	n/a	VL10097
Run #2							

	Purge Volume
Run #1	5.0 ml
Run #2	

VOA TCL List

CAS No.	Compound	Result	RL	MDL	Units	Q
67-64-1	Acetone	7.1	10	3.1	ug/l	J
71-43-2	Benzene	ND	0.50	0.43	ug/l	
74-97-5	Bromochloromethane	ND	1.0	0.48	ug/l	
75-27-4	Bromodichloromethane	ND	1.0	0.45	ug/l	
75-25-2	Bromoform	ND	1.0	0.63	ug/l	
74-83-9	Bromomethane	ND	2.0	1.6	ug/l	
78-93-3	2-Butanone (MEK) [a]	ND	10	6.9	ug/l	
75-15-0	Carbon disulfide	ND	2.0	0.46	ug/l	
56-23-5	Carbon tetrachloride	ND	1.0	0.55	ug/l	
108-90-7	Chlorobenzene	ND	1.0	0.56	ug/l	
75-00-3	Chloroethane	ND	1.0	0.73	ug/l	
67-66-3	Chloroform	ND	1.0	0.50	ug/l	
74-87-3	Chloromethane	ND	1.0	0.76	ug/l	
110-82-7	Cyclohexane	ND	5.0	0.78	ug/l	
96-12-8	1,2-Dibromo-3-chloropropan [b]	ND	2.0	0.53	ug/l	
124-48-1	Dibromochloromethane	ND	1.0	0.56	ug/l	
106-93-4	1,2-Dibromoethane	ND	1.0	0.48	ug/l	
95-50-1	1,2-Dichlorobenzene	ND	1.0	0.53	ug/l	
541-73-1	1,3-Dichlorobenzene	ND	1.0	0.54	ug/l	
106-46-7	1,4-Dichlorobenzene	ND	1.0	0.51	ug/l	
75-71-8	Dichlorodifluoromethane	ND	2.0	0.56	ug/l	
75-34-3	1,1-Dichloroethane	ND	1.0	0.57	ug/l	
107-06-2	1,2-Dichloroethane	ND	1.0	0.60	ug/l	
75-35-4	1,1-Dichloroethene	ND	1.0	0.59	ug/l	
156-59-2	cis-1,2-Dichloroethene	ND	1.0	0.51	ug/l	
156-60-5	trans-1,2-Dichloroethene	ND	1.0	0.54	ug/l	
78-87-5	1,2-Dichloropropane	ND	1.0	0.51	ug/l	
10061-01-5	cis-1,3-Dichloropropene	ND	1.0	0.47	ug/l	
10061-02-6	trans-1,3-Dichloropropene	ND	1.0	0.43	ug/l	
100-41-4	Ethylbenzene	ND	1.0	0.60	ug/l	
76-13-1	Freon 113	ND	5.0	0.58	ug/l	
591-78-6	2-Hexanone	ND	5.0	2.0	ug/l	

ND = Not detected MDL = Method Detection Limit
RL = Reporting Limit
E = Indicates value exceeds calibration range

J = Indicates an estimated value
B = Indicates analyte found in associated method blank
N = Indicates presumptive evidence of a compound

Report of Analysis

Client Sample ID:	TT-SB-31GW		
Lab Sample ID:	JD36297-1	**Date Sampled:**	12/06/21
Matrix:	AQ - Ground Water	**Date Received:**	12/07/21
Method:	SW846 8260D	**Percent Solids:**	n/a
Project:	2nd Avenue and 33-39th Street, Brooklyn, NY		

VOA TCL List

CAS No.	Compound	Result	RL	MDL	Units	Q
98-82-8	Isopropylbenzene	ND	1.0	0.65	ug/l	
79-20-9	Methyl Acetate [a]	ND	5.0	0.80	ug/l	
108-87-2	Methylcyclohexane	ND	5.0	0.60	ug/l	
1634-04-4	Methyl Tert Butyl Ether	ND	1.0	0.51	ug/l	
108-10-1	4-Methyl-2-pentanone(MIBK)	ND	5.0	1.9	ug/l	
75-09-2	Methylene chloride	ND	2.0	1.0	ug/l	
100-42-5	Styrene	ND	1.0	0.49	ug/l	
79-34-5	1,1,2,2-Tetrachloroethane	ND	1.0	0.65	ug/l	
127-18-4	Tetrachloroethene	ND	1.0	0.90	ug/l	
108-88-3	Toluene	ND	1.0	0.53	ug/l	
87-61-6	1,2,3-Trichlorobenzene	ND	1.0	0.50	ug/l	
120-82-1	1,2,4-Trichlorobenzene	ND	1.0	0.50	ug/l	
71-55-6	1,1,1-Trichloroethane	ND	1.0	0.54	ug/l	
79-00-5	1,1,2-Trichloroethane	ND	1.0	0.53	ug/l	
79-01-6	Trichloroethene	ND	1.0	0.53	ug/l	
75-69-4	Trichlorofluoromethane	ND	2.0	0.40	ug/l	
75-01-4	Vinyl chloride	ND	1.0	0.79	ug/l	
	m,p-Xylene	ND	1.0	0.78	ug/l	
95-47-6	o-Xylene	ND	1.0	0.59	ug/l	
1330-20-7	Xylene (total)	ND	1.0	0.59	ug/l	

CAS No.	Surrogate Recoveries	Run# 1	Run# 2	Limits
1868-53-7	Dibromofluoromethane	104%		80-120%
17060-07-0	1,2-Dichloroethane-D4	98%		80-120%
2037-26-5	Toluene-D8	98%		80-120%
460-00-4	4-Bromofluorobenzene	104%		82-114%

CAS No.	Tentatively Identified Compounds	R.T.	Est. Conc.	Units	Q
	system artifact	1.57	36	ug/l	J
	Total TIC, Volatile		0	ug/l	

(a) Associated CCV outside of control limits high, sample was ND.
(b) Associated CCV outside of control limits high, sample was ND. This compound in blank spike is outside in house QC limits bias high.

ND = Not detected MDL = Method Detection Limit
RL = Reporting Limit
E = Indicates value exceeds calibration range

J = Indicates an estimated value
B = Indicates analyte found in associated method blank
N = Indicates presumptive evidence of a compound

Report of Analysis

Client Sample ID:	TT-SB-31GW		
Lab Sample ID:	JD36297-1	**Date Sampled:**	12/06/21
Matrix:	AQ - Ground Water	**Date Received:**	12/07/21
Method:	SW846 8270E SW846 3510C	**Percent Solids:**	n/a
Project:	2nd Avenue and 33-39th Street, Brooklyn, NY		

	File ID	DF	Analyzed	By	Prep Date	Prep Batch	Analytical Batch
Run #1 [a]	P146514.D	1	12/12/21 16:31	KLS	12/10/21 10:28	OP37019	EP6750
Run #2 [b]	P146662.D	1	12/18/21 08:33	CS	12/17/21 13:20	OP37190	EP6759

	Initial Volume	Final Volume
Run #1	970 ml	1.0 ml
Run #2	960 ml	1.0 ml

ABN TCL List (SOM0 2.0)

CAS No.	Compound	Result	RL	MDL	Units	Q
95-57-8	2-Chlorophenol	ND	5.2	0.85	ug/l	
59-50-7	4-Chloro-3-methyl phenol	ND	5.2	0.92	ug/l	
120-83-2	2,4-Dichlorophenol	ND	2.1	1.3	ug/l	
105-67-9	2,4-Dimethylphenol	ND	5.2	2.5	ug/l	
51-28-5	2,4-Dinitrophenol	ND	5.2	1.6	ug/l	
534-52-1	4,6-Dinitro-o-cresol	ND	5.2	1.3	ug/l	
95-48-7	2-Methylphenol	ND	2.1	0.92	ug/l	
	3&4-Methylphenol	ND	2.1	0.91	ug/l	
88-75-5	2-Nitrophenol	ND	5.2	0.99	ug/l	
100-02-7	4-Nitrophenol	ND	10	1.2	ug/l	
87-86-5	Pentachlorophenol	ND	4.1	1.4	ug/l	
108-95-2	Phenol	ND	2.1	0.40	ug/l	
58-90-2	2,3,4,6-Tetrachlorophenol	ND	5.2	1.5	ug/l	
95-95-4	2,4,5-Trichlorophenol	ND	5.2	1.4	ug/l	
88-06-2	2,4,6-Trichlorophenol	ND	5.2	0.95	ug/l	
83-32-9	Acenaphthene	0.26	1.0	0.20	ug/l	J
208-96-8	Acenaphthylene	ND	1.0	0.14	ug/l	
98-86-2	Acetophenone	ND	2.1	0.21	ug/l	
120-12-7	Anthracene	ND	1.0	0.22	ug/l	
1912-24-9	Atrazine	ND	2.1	0.46	ug/l	
100-52-7	Benzaldehyde	ND	5.2	0.30	ug/l	
56-55-3	Benzo(a)anthracene	0.47	1.0	0.21	ug/l	J
50-32-8	Benzo(a)pyrene	1.1	1.0	0.22	ug/l	
205-99-2	Benzo(b)fluoranthene	0.61	1.0	0.21	ug/l	J
191-24-2	Benzo(g,h,i)perylene	0.41	1.0	0.35	ug/l	J
207-08-9	Benzo(k)fluoranthene	0.21	1.0	0.21	ug/l	J
101-55-3	4-Bromophenyl phenyl ether	ND	2.1	0.42	ug/l	
85-68-7	Butyl benzyl phthalate	ND	2.1	0.47	ug/l	
92-52-4	1,1'-Biphenyl	ND	1.0	0.22	ug/l	
91-58-7	2-Chloronaphthalene	ND	2.1	0.24	ug/l	
106-47-8	4-Chloroaniline	ND	5.2	0.35	ug/l	
86-74-8	Carbazole	ND	1.0	0.24	ug/l	

ND = Not detected MDL = Method Detection Limit
RL = Reporting Limit
E = Indicates value exceeds calibration range
J = Indicates an estimated value
B = Indicates analyte found in associated method blank
N = Indicates presumptive evidence of a compound

Report of Analysis

Client Sample ID:	TT-SB-31GW		
Lab Sample ID:	JD36297-1	**Date Sampled:**	12/06/21
Matrix:	AQ - Ground Water	**Date Received:**	12/07/21
Method:	SW846 8270E SW846 3510C	**Percent Solids:**	n/a
Project:	2nd Avenue and 33-39th Street, Brooklyn, NY		

ABN TCL List (SOM0 2.0)

CAS No.	Compound	Result	RL	MDL	Units	Q
105-60-2	Caprolactam	ND	2.1	0.67	ug/l	
218-01-9	Chrysene	0.37	1.0	0.18	ug/l	J
111-91-1	bis(2-Chloroethoxy)methane	ND	2.1	0.29	ug/l	
111-44-4	bis(2-Chloroethyl)ether	ND	2.1	0.26	ug/l	
108-60-1	2,2'-Oxybis(1-chloropropane)	ND	2.1	0.42	ug/l	
7005-72-3	4-Chlorophenyl phenyl ether	ND	2.1	0.38	ug/l	
121-14-2	2,4-Dinitrotoluene	ND	1.0	0.57	ug/l	
606-20-2	2,6-Dinitrotoluene	ND	1.0	0.49	ug/l	
91-94-1	3,3'-Dichlorobenzidine	ND	2.1	0.52	ug/l	
123-91-1	1,4-Dioxane	ND	1.0	0.68	ug/l	
53-70-3	Dibenzo(a,h)anthracene	0.69	1.0	0.34	ug/l	J
132-64-9	Dibenzofuran	ND	5.2	0.23	ug/l	
84-74-2	Di-n-butyl phthalate	ND	2.1	0.51	ug/l	
117-84-0	Di-n-octyl phthalate	ND	2.1	0.24	ug/l	
84-66-2	Diethyl phthalate	ND	2.1	0.27	ug/l	
131-11-3	Dimethyl phthalate	ND	2.1	0.22	ug/l	
117-81-7	bis(2-Ethylhexyl)phthalate	ND	2.1	1.7	ug/l	
206-44-0	Fluoranthene	0.70	1.0	0.18	ug/l	J
86-73-7	Fluorene	0.21	1.0	0.18	ug/l	J
118-74-1	Hexachlorobenzene	ND	1.0	0.34	ug/l	
87-68-3	Hexachlorobutadiene	ND	1.0	0.51	ug/l	
77-47-4	Hexachlorocyclopentadiene	ND	10	2.9	ug/l	
67-72-1	Hexachloroethane	ND	2.1	0.40	ug/l	
193-39-5	Indeno(1,2,3-cd)pyrene	1.1	1.0	0.34	ug/l	
78-59-1	Isophorone	ND	2.1	0.29	ug/l	
91-57-6	2-Methylnaphthalene	ND	1.0	0.22	ug/l	
88-74-4	2-Nitroaniline	ND	5.2	0.29	ug/l	
99-09-2	3-Nitroaniline	ND	5.2	0.40	ug/l	
100-01-6	4-Nitroaniline	ND	5.2	0.45	ug/l	
91-20-3	Naphthalene	ND	1.0	0.24	ug/l	
98-95-3	Nitrobenzene	ND	2.1	0.66	ug/l	
621-64-7	N-Nitroso-di-n-propylamine	ND	2.1	0.50	ug/l	
86-30-6	N-Nitrosodiphenylamine	ND	5.2	0.23	ug/l	
85-01-8	Phenanthrene	0.63	1.0	0.18	ug/l	J
129-00-0	Pyrene	0.70	1.0	0.23	ug/l	J
95-94-3	1,2,4,5-Tetrachlorobenzene	ND	2.1	0.38	ug/l	

CAS No.	Surrogate Recoveries	Run# 1	Run# 2	Limits
367-12-4	2-Fluorophenol	17%	29%	10-90%

ND = Not detected MDL = Method Detection Limit
RL = Reporting Limit
E = Indicates value exceeds calibration range

J = Indicates an estimated value
B = Indicates analyte found in associated method blank
N = Indicates presumptive evidence of a compound

Report of Analysis

Client Sample ID:	TT-SB-31GW		
Lab Sample ID:	JD36297-1	**Date Sampled:**	12/06/21
Matrix:	AQ - Ground Water	**Date Received:**	12/07/21
Method:	SW846 8270E SW846 3510C	**Percent Solids:**	n/a
Project:	2nd Avenue and 33-39th Street, Brooklyn, NY		

ABN TCL List (SOM0 2.0)

CAS No.	Surrogate Recoveries	Run# 1	Run# 2	Limits
4165-62-2	Phenol-d5	13%	20%	10-101%
118-79-6	2,4,6-Tribromophenol	54%	92%	23-155%
4165-60-0	Nitrobenzene-d5	52%	79%	25-141%
321-60-8	2-Fluorobiphenyl	53%	81%	35-126%
1718-51-0	Terphenyl-d14	29%	53%	15-139%

CAS No.	Tentatively Identified Compounds	R.T.	Est. Conc.	Units	Q
	System artifact	2.75	5.3	ug/l	J
	System artifact	3.03	5	ug/l	J
	Total TIC, Semi-Volatile		0	ug/l	

(a) There are compounds in BS were outside in house QC limits. The results confirmed by reextraction outside the holding time.
(b) Sample extracted outside the holding time. Confirmation run.

ND = Not detected MDL = Method Detection Limit
RL = Reporting Limit
E = Indicates value exceeds calibration range

J = Indicates an estimated value
B = Indicates analyte found in associated method blank
N = Indicates presumptive evidence of a compound

Report of Analysis

Client Sample ID:	TT-SB-31GW		
Lab Sample ID:	JD36297-1	**Date Sampled:**	12/06/21
Matrix:	AQ - Ground Water	**Date Received:**	12/07/21
Method:	SW846 8270E BY SIM SW846 3510C	**Percent Solids:**	n/a
Project:	2nd Avenue and 33-39th Street, Brooklyn, NY		

	File ID	DF	Analyzed	By	Prep Date	Prep Batch	Analytical Batch
Run #1	4M105100.D	1	12/14/21 18:14	KLS	12/10/21 10:28	OP37019A	E4M4885
Run #2							

	Initial Volume	Final Volume
Run #1	970 ml	1.0 ml
Run #2		

CAS No.	Compound	Result	RL	MDL	Units	Q
123-91-1	1,4-Dioxane	ND	0.10	0.052	ug/l	

CAS No.	Surrogate Recoveries	Run# 1	Run# 2	Limits
4165-60-0	Nitrobenzene-d5	80%		21-121%
321-60-8	2-Fluorobiphenyl	79%		27-107%
1718-51-0	Terphenyl-d14	42%		25-118%

ND = Not detected MDL = Method Detection Limit
RL = Reporting Limit
E = Indicates value exceeds calibration range

J = Indicates an estimated value
B = Indicates analyte found in associated method blank
N = Indicates presumptive evidence of a compound

Report of Analysis

Client Sample ID:	TT-SB-31GW		
Lab Sample ID:	JD36297-1	**Date Sampled:**	12/06/21
Matrix:	AQ - Ground Water	**Date Received:**	12/07/21
Method:	SW846 8151A SW846 3510C	**Percent Solids:**	n/a
Project:	2nd Avenue and 33-39th Street, Brooklyn, NY		

	File ID	DF	Analyzed	By	Prep Date	Prep Batch	Analytical Batch
Run #1	OA155596.D	1	12/16/21 05:32	CP	12/10/21 20:45	OP37027	GOA5503
Run #2							

	Initial Volume	Final Volume
Run #1	245 ml	2.0 ml
Run #2		

Herbicide List

CAS No.	Compound	Result	RL	MDL	Units	Q
94-75-7	2,4-D	ND	0.41	0.081	ug/l	
93-72-1	2,4,5-TP (Silvex)	ND	0.082	0.051	ug/l	
93-76-5	2,4,5-T	ND	0.082	0.016	ug/l	

CAS No.	Surrogate Recoveries	Run# 1	Run# 2	Limits
19719-28-9	2,4-DCAA	75%		10-200%
19719-28-9	2,4-DCAA	95%		10-200%

ND = Not detected MDL = Method Detection Limit
RL = Reporting Limit
E = Indicates value exceeds calibration range

J = Indicates an estimated value
B = Indicates analyte found in associated method blank
N = Indicates presumptive evidence of a compound

Report of Analysis

Client Sample ID:	TT-SB-31GW		
Lab Sample ID:	JD36297-1	**Date Sampled:**	12/06/21
Matrix:	AQ - Ground Water	**Date Received:**	12/07/21
Method:	SW846 8081B SW846 3510C	**Percent Solids:**	n/a
Project:	2nd Avenue and 33-39th Street, Brooklyn, NY		

	File ID	DF	Analyzed	By	Prep Date	Prep Batch	Analytical Batch
Run #1	6G81140.D	1	12/13/21 21:33	TL	12/09/21 16:45	OP37028	G6G2869
Run #2							

	Initial Volume	Final Volume
Run #1	250 ml	2.0 ml
Run #2		

Pesticide TCL List

CAS No.	Compound	Result	RL	MDL	Units	Q
309-00-2	Aldrin	ND	0.0080	0.0041	ug/l	
319-84-6	alpha-BHC	ND	0.0080	0.0042	ug/l	
319-85-7	beta-BHC	ND	0.0080	0.0064	ug/l	
319-86-8	delta-BHC	ND	0.0080	0.0053	ug/l	
58-89-9	gamma-BHC (Lindane)	ND	0.0080	0.0048	ug/l	
5103-71-9	alpha-Chlordane	ND	0.0080	0.0039	ug/l	
5103-74-2	gamma-Chlordane	ND	0.0080	0.0034	ug/l	
60-57-1	Dieldrin	ND	0.0080	0.0061	ug/l	
72-54-8	4,4'-DDD	ND	0.0080	0.0046	ug/l	
72-55-9	4,4'-DDE	ND	0.0080	0.0040	ug/l	
50-29-3	4,4'-DDT	ND	0.0080	0.0055	ug/l	
72-20-8	Endrin	ND	0.0080	0.0048	ug/l	
1031-07-8	Endosulfan sulfate	ND	0.0080	0.0044	ug/l	
7421-93-4	Endrin aldehyde	ND	0.0080	0.0054	ug/l	
53494-70-5	Endrin ketone	ND	0.0080	0.0050	ug/l	
959-98-8	Endosulfan-I	ND	0.0080	0.0042	ug/l	
33213-65-9	Endosulfan-II	ND	0.0080	0.0039	ug/l	
76-44-8	Heptachlor	ND	0.0080	0.0036	ug/l	
1024-57-3	Heptachlor epoxide	ND	0.0080	0.0048	ug/l	
72-43-5	Methoxychlor	ND	0.016	0.0054	ug/l	
8001-35-2	Toxaphene	ND	0.20	0.13	ug/l	

CAS No.	Surrogate Recoveries	Run# 1	Run# 2	Limits
877-09-8	Tetrachloro-m-xylene	87%		10-190%
877-09-8	Tetrachloro-m-xylene	84%		10-190%
2051-24-3	Decachlorobiphenyl	36%		10-156%
2051-24-3	Decachlorobiphenyl	45%		10-156%

ND = Not detected MDL = Method Detection Limit
RL = Reporting Limit
E = Indicates value exceeds calibration range

J = Indicates an estimated value
B = Indicates analyte found in associated method blank
N = Indicates presumptive evidence of a compound

Report of Analysis

Client Sample ID:	TT-SB-31GW		
Lab Sample ID:	JD36297-1	**Date Sampled:**	12/06/21
Matrix:	AQ - Ground Water	**Date Received:**	12/07/21
Method:	SW846 8082A SW846 3510C	**Percent Solids:**	n/a
Project:	2nd Avenue and 33-39th Street, Brooklyn, NY		

	File ID	DF	Analyzed	By	Prep Date	Prep Batch	Analytical Batch
Run #1	XX2475657.D	1	12/13/21 06:37	TL	12/09/21 16:45	OP37029	GXX7681
Run #2							

	Initial Volume	Final Volume
Run #1	260 ml	2.0 ml
Run #2		

PCB List

CAS No.	Compound	Result	RL	MDL	Units	Q
12674-11-2	Aroclor 1016	ND	0.38	0.15	ug/l	
11104-28-2	Aroclor 1221	ND	0.38	0.32	ug/l	
11141-16-5	Aroclor 1232	ND	0.38	0.20	ug/l	
53469-21-9	Aroclor 1242	ND	0.38	0.18	ug/l	
12672-29-6	Aroclor 1248	ND	0.38	0.097	ug/l	
11097-69-1	Aroclor 1254	ND	0.38	0.32	ug/l	
11096-82-5	Aroclor 1260	ND	0.38	0.12	ug/l	
11100-14-4	Aroclor 1268	ND	0.38	0.13	ug/l	
37324-23-5	Aroclor 1262	ND	0.38	0.15	ug/l	

CAS No.	Surrogate Recoveries	Run# 1	Run# 2	Limits
877-09-8	Tetrachloro-m-xylene	73%		10-174%
877-09-8	Tetrachloro-m-xylene	74%		10-174%
2051-24-3	Decachlorobiphenyl	40%		10-151%
2051-24-3	Decachlorobiphenyl	35%		10-151%

ND = Not detected MDL = Method Detection Limit
RL = Reporting Limit
E = Indicates value exceeds calibration range

J = Indicates an estimated value
B = Indicates analyte found in associated method blank
N = Indicates presumptive evidence of a compound

Report of Analysis

Client Sample ID:	TT-SB-31GW		
Lab Sample ID:	JD36297-1	**Date Sampled:**	12/06/21
Matrix:	AQ - Ground Water	**Date Received:**	12/07/21
		Percent Solids:	n/a
Project:	2nd Avenue and 33-39th Street, Brooklyn, NY		

Total Metals Analysis

Analyte	Result	RL	Units	DF	Prep	Analyzed	By	Method	Prep Method
Aluminum	1280	200	ug/l	1	12/10/21	12/15/21	ND	SW846 6010D [2]	SW846 3010A [4]
Antimony	< 6.0	6.0	ug/l	1	12/10/21	12/15/21	ND	SW846 6010D [2]	SW846 3010A [4]
Arsenic	3.2	3.0	ug/l	1	12/10/21	12/16/21	ND	SW846 6010D [3]	SW846 3010A [4]
Barium	< 200	200	ug/l	1	12/10/21	12/15/21	ND	SW846 6010D [2]	SW846 3010A [4]
Beryllium	< 1.0	1.0	ug/l	1	12/10/21	12/15/21	ND	SW846 6010D [2]	SW846 3010A [4]
Cadmium	< 3.0	3.0	ug/l	1	12/10/21	12/15/21	ND	SW846 6010D [2]	SW846 3010A [4]
Calcium	118000	5000	ug/l	1	12/10/21	12/15/21	ND	SW846 6010D [2]	SW846 3010A [4]
Chromium	< 10	10	ug/l	1	12/10/21	12/15/21	ND	SW846 6010D [2]	SW846 3010A [4]
Cobalt	< 50	50	ug/l	1	12/10/21	12/15/21	ND	SW846 6010D [2]	SW846 3010A [4]
Copper	< 10	10	ug/l	1	12/10/21	12/15/21	ND	SW846 6010D [2]	SW846 3010A [4]
Iron	1940	100	ug/l	1	12/10/21	12/15/21	ND	SW846 6010D [2]	SW846 3010A [4]
Lead	12.1	3.0	ug/l	1	12/10/21	12/15/21	ND	SW846 6010D [2]	SW846 3010A [4]
Magnesium	8100	5000	ug/l	1	12/10/21	12/15/21	ND	SW846 6010D [2]	SW846 3010A [4]
Manganese	463	15	ug/l	1	12/10/21	12/15/21	ND	SW846 6010D [2]	SW846 3010A [4]
Mercury	< 0.20	0.20	ug/l	1	12/10/21	12/10/21	SB	SW846 7470A [1]	SW846 7470A [5]
Nickel	< 10	10	ug/l	1	12/10/21	12/15/21	ND	SW846 6010D [2]	SW846 3010A [4]
Potassium	12000	10000	ug/l	1	12/10/21	12/15/21	ND	SW846 6010D [2]	SW846 3010A [4]
Selenium	< 10	10	ug/l	1	12/10/21	12/15/21	ND	SW846 6010D [2]	SW846 3010A [4]
Silver	< 10	10	ug/l	1	12/10/21	12/15/21	ND	SW846 6010D [2]	SW846 3010A [4]
Sodium	166000	10000	ug/l	1	12/10/21	12/15/21	ND	SW846 6010D [2]	SW846 3010A [4]
Thallium	< 10	10	ug/l	1	12/10/21	12/15/21	ND	SW846 6010D [2]	SW846 3010A [4]
Vanadium	< 50	50	ug/l	1	12/10/21	12/15/21	ND	SW846 6010D [2]	SW846 3010A [4]
Zinc	< 20	20	ug/l	1	12/10/21	12/15/21	ND	SW846 6010D [2]	SW846 3010A [4]

(1) Instrument QC Batch: MA51573
(2) Instrument QC Batch: MA51610
(3) Instrument QC Batch: MA51617
(4) Prep QC Batch: MP30296
(5) Prep QC Batch: MP30309

RL = Reporting Limit

Report of Analysis

Client Sample ID:	TT-SB-31GW		
Lab Sample ID:	JD36297-1A	**Date Sampled:**	12/06/21
Matrix:	AQ - Ground Water	**Date Received:**	12/07/21
Method:	EPA 537M BY ID IN HOUSE	**Percent Solids:**	n/a
Project:	2nd Avenue and 33-39th Street, Brooklyn, NY		

	File ID	DF	Analyzed	By	Prep Date	Prep Batch	Analytical Batch
Run #1 [a]	2Q82362.D	1	12/28/21 04:17	AFL	12/20/21 09:00	F:OP88921	F:S2Q1164
Run #2							

	Initial Volume	Final Volume
Run #1	270 ml	1.0 ml
Run #2		

PFAS List

CAS No.	Compound	Result	RL	MDL	Units	Q
PERFLUOROALKYLCARBOXYLIC ACIDS						
375-22-4	Perfluorobutanoic acid	16.5	3.7	1.9	ng/l	
2706-90-3	Perfluoropentanoic acid	5.4	1.9	0.93	ng/l	
307-24-4	Perfluorohexanoic acid	11.2	1.9	0.93	ng/l	
375-85-9	Perfluoroheptanoic acid	3.6	1.9	0.93	ng/l	
335-67-1	Perfluorooctanoic acid	13.5	1.9	0.93	ng/l	
375-95-1	Perfluorononanoic acid	2.4	1.9	0.93	ng/l	
335-76-2	Perfluorodecanoic acid	2.1	1.9	0.93	ng/l	
2058-94-8	Perfluoroundecanoic acid	ND	1.9	0.93	ng/l	
307-55-1	Perfluorododecanoic acid	ND	1.9	0.93	ng/l	
72629-94-8	Perfluorotridecanoic acid	ND	1.9	0.93	ng/l	
376-06-7	Perfluorotetradecanoic acid	ND	1.9	0.93	ng/l	
PERFLUOROALKYLSULFONIC ACIDS						
375-73-5	Perfluorobutanesulfonic acid	2.8	1.9	0.93	ng/l	
355-46-4	Perfluorohexanesulfonic acid	1.2	1.9	0.93	ng/l	J
375-92-8	Perfluoroheptanesulfonic acid	ND	1.9	0.93	ng/l	
1763-23-1	Perfluorooctanesulfonic acid	28.5	1.9	0.93	ng/l	
335-77-3	Perfluorodecanesulfonic acid	ND	1.9	0.93	ng/l	
PERFLUOROOCTANESULFONAMIDES						
754-91-6	PFOSA	ND	3.7	1.9	ng/l	
PERFLUOROOCTANESULFONAMIDOACETIC ACIDS						
2355-31-9	MeFOSAA	ND	3.7	1.9	ng/l	
2991-50-6	EtFOSAA	ND	3.7	1.9	ng/l	
FLUOROTELOMER SULFONATES						
27619-97-2	6:2 Fluorotelomer sulfonate	ND	7.4	1.9	ng/l	
39108-34-4	8:2 Fluorotelomer sulfonate	ND	7.4	1.9	ng/l	

ND = Not detected MDL = Method Detection Limit J = Indicates an estimated value
RL = Reporting Limit B = Indicates analyte found in associated method blank
E = Indicates value exceeds calibration range N = Indicates presumptive evidence of a compound

Report of Analysis

Client Sample ID:	TT-SB-31GW		
Lab Sample ID:	JD36297-1A	**Date Sampled:**	12/06/21
Matrix:	AQ - Ground Water	**Date Received:**	12/07/21
Method:	EPA 537M BY ID IN HOUSE	**Percent Solids:**	n/a
Project:	2nd Avenue and 33-39th Street, Brooklyn, NY		

PFAS List

CAS No.	ID Standard Recoveries	Run# 1	Run# 2	Limits
	13C4-PFBA	90%		35-135%
	13C5-PFPeA	84%		50-150%
	13C5-PFHxA	81%		50-150%
	13C4-PFHpA	83%		50-150%
	13C8-PFOA	88%		50-150%
	13C9-PFNA	89%		50-150%
	13C6-PFDA	92%		50-150%
	13C7-PFUnDA	94%		40-140%
	13C2-PFDoDA	84%		40-140%
	13C2-PFTeDA	79%		30-130%
	13C3-PFBS	88%		50-150%
	13C3-PFHxS	88%		50-150%
	13C8-PFOS	93%		50-150%
	13C8-FOSA	35%		30-130%
	d3-MeFOSAA	109%		40-140%
	d5-EtFOSAA	114%		40-140%
	13C2-6:2FTS	95%		50-150%
	13C2-8:2FTS	100%		50-150%

(a) Analysis performed at SGS Orlando, FL.

ND = Not detected MDL = Method Detection Limit
RL = Reporting Limit
E = Indicates value exceeds calibration range

J = Indicates an estimated value
B = Indicates analyte found in associated method blank
N = Indicates presumptive evidence of a compound

Report of Analysis

Client Sample ID:	TT-SB-30GW		
Lab Sample ID:	JD36297-2	**Date Sampled:**	12/06/21
Matrix:	AQ - Ground Water	**Date Received:**	12/07/21
Method:	SW846 8260D	**Percent Solids:**	n/a
Project:	2nd Avenue and 33-39th Street, Brooklyn, NY		

	File ID	DF	Analyzed	By	Prep Date	Prep Batch	Analytical Batch
Run #1	L335791.D	1	12/10/21 05:56	JS	n/a	n/a	VL10097
Run #2							

	Purge Volume
Run #1	5.0 ml
Run #2	

VOA TCL List

CAS No.	Compound	Result	RL	MDL	Units	Q
67-64-1	Acetone	ND	10	3.1	ug/l	
71-43-2	Benzene	ND	0.50	0.43	ug/l	
74-97-5	Bromochloromethane	ND	1.0	0.48	ug/l	
75-27-4	Bromodichloromethane	ND	1.0	0.45	ug/l	
75-25-2	Bromoform	ND	1.0	0.63	ug/l	
74-83-9	Bromomethane	ND	2.0	1.6	ug/l	
78-93-3	2-Butanone (MEK) [a]	ND	10	6.9	ug/l	
75-15-0	Carbon disulfide	ND	2.0	0.46	ug/l	
56-23-5	Carbon tetrachloride	ND	1.0	0.55	ug/l	
108-90-7	Chlorobenzene	ND	1.0	0.56	ug/l	
75-00-3	Chloroethane	ND	1.0	0.73	ug/l	
67-66-3	Chloroform	ND	1.0	0.50	ug/l	
74-87-3	Chloromethane	ND	1.0	0.76	ug/l	
110-82-7	Cyclohexane	ND	5.0	0.78	ug/l	
96-12-8	1,2-Dibromo-3-chloropropan [b]	ND	2.0	0.53	ug/l	
124-48-1	Dibromochloromethane	ND	1.0	0.56	ug/l	
106-93-4	1,2-Dibromoethane	ND	1.0	0.48	ug/l	
95-50-1	1,2-Dichlorobenzene	ND	1.0	0.53	ug/l	
541-73-1	1,3-Dichlorobenzene	ND	1.0	0.54	ug/l	
106-46-7	1,4-Dichlorobenzene	ND	1.0	0.51	ug/l	
75-71-8	Dichlorodifluoromethane	ND	2.0	0.56	ug/l	
75-34-3	1,1-Dichloroethane	ND	1.0	0.57	ug/l	
107-06-2	1,2-Dichloroethane	ND	1.0	0.60	ug/l	
75-35-4	1,1-Dichloroethene	ND	1.0	0.59	ug/l	
156-59-2	cis-1,2-Dichloroethene	ND	1.0	0.51	ug/l	
156-60-5	trans-1,2-Dichloroethene	ND	1.0	0.54	ug/l	
78-87-5	1,2-Dichloropropane	ND	1.0	0.51	ug/l	
10061-01-5	cis-1,3-Dichloropropene	ND	1.0	0.47	ug/l	
10061-02-6	trans-1,3-Dichloropropene	ND	1.0	0.43	ug/l	
100-41-4	Ethylbenzene	ND	1.0	0.60	ug/l	
76-13-1	Freon 113	ND	5.0	0.58	ug/l	
591-78-6	2-Hexanone	ND	5.0	2.0	ug/l	

ND = Not detected MDL = Method Detection Limit
RL = Reporting Limit
E = Indicates value exceeds calibration range

J = Indicates an estimated value
B = Indicates analyte found in associated method blank
N = Indicates presumptive evidence of a compound

Report of Analysis

Client Sample ID:	TT-SB-30GW		
Lab Sample ID:	JD36297-2	**Date Sampled:**	12/06/21
Matrix:	AQ - Ground Water	**Date Received:**	12/07/21
Method:	SW846 8260D	**Percent Solids:**	n/a
Project:	2nd Avenue and 33-39th Street, Brooklyn, NY		

VOA TCL List

CAS No.	Compound	Result	RL	MDL	Units	Q
98-82-8	Isopropylbenzene	ND	1.0	0.65	ug/l	
79-20-9	Methyl Acetate [a]	ND	5.0	0.80	ug/l	
108-87-2	Methylcyclohexane	ND	5.0	0.60	ug/l	
1634-04-4	Methyl Tert Butyl Ether	ND	1.0	0.51	ug/l	
108-10-1	4-Methyl-2-pentanone(MIBK)	ND	5.0	1.9	ug/l	
75-09-2	Methylene chloride	ND	2.0	1.0	ug/l	
100-42-5	Styrene	ND	1.0	0.49	ug/l	
79-34-5	1,1,2,2-Tetrachloroethane	ND	1.0	0.65	ug/l	
127-18-4	Tetrachloroethene	ND	1.0	0.90	ug/l	
108-88-3	Toluene	ND	1.0	0.53	ug/l	
87-61-6	1,2,3-Trichlorobenzene	ND	1.0	0.50	ug/l	
120-82-1	1,2,4-Trichlorobenzene	ND	1.0	0.50	ug/l	
71-55-6	1,1,1-Trichloroethane	ND	1.0	0.54	ug/l	
79-00-5	1,1,2-Trichloroethane	ND	1.0	0.53	ug/l	
79-01-6	Trichloroethene	ND	1.0	0.53	ug/l	
75-69-4	Trichlorofluoromethane	ND	2.0	0.40	ug/l	
75-01-4	Vinyl chloride	ND	1.0	0.79	ug/l	
	m,p-Xylene	ND	1.0	0.78	ug/l	
95-47-6	o-Xylene	ND	1.0	0.59	ug/l	
1330-20-7	Xylene (total)	ND	1.0	0.59	ug/l	

CAS No.	Surrogate Recoveries	Run# 1	Run# 2	Limits
1868-53-7	Dibromofluoromethane	106%		80-120%
17060-07-0	1,2-Dichloroethane-D4	98%		80-120%
2037-26-5	Toluene-D8	97%		80-120%
460-00-4	4-Bromofluorobenzene	102%		82-114%

CAS No.	Tentatively Identified Compounds	R.T.	Est. Conc.	Units	Q
	system artifact	1.56	86	ug/l	J
	Total TIC, Volatile		0	ug/l	

(a) Associated CCV outside of control limits high, sample was ND.
(b) Associated CCV outside of control limits high, sample was ND. This compound in blank spike is outside in house QC limits bias high.

ND = Not detected MDL = Method Detection Limit J = Indicates an estimated value
RL = Reporting Limit B = Indicates analyte found in associated method blank
E = Indicates value exceeds calibration range N = Indicates presumptive evidence of a compound

Report of Analysis

Client Sample ID:	TT-SB-30GW		
Lab Sample ID:	JD36297-2	**Date Sampled:**	12/06/21
Matrix:	AQ - Ground Water	**Date Received:**	12/07/21
Method:	SW846 8270E SW846 3510C	**Percent Solids:**	n/a
Project:	2nd Avenue and 33-39th Street, Brooklyn, NY		

	File ID	DF	Analyzed	By	Prep Date	Prep Batch	Analytical Batch
Run #1 [a]	P146515.D	1	12/12/21 16:56	KLS	12/10/21 10:28	OP37019	EP6750
Run #2 [b]	P146663.D	1	12/18/21 08:58	CS	12/17/21 13:20	OP37190	EP6759

	Initial Volume	Final Volume
Run #1	980 ml	1.0 ml
Run #2	950 ml	1.0 ml

ABN TCL List (SOM0 2.0)

CAS No.	Compound	Result	RL	MDL	Units	Q
95-57-8	2-Chlorophenol	ND	5.1	0.84	ug/l	
59-50-7	4-Chloro-3-methyl phenol	ND	5.1	0.91	ug/l	
120-83-2	2,4-Dichlorophenol	ND	2.0	1.3	ug/l	
105-67-9	2,4-Dimethylphenol	ND	5.1	2.5	ug/l	
51-28-5	2,4-Dinitrophenol	ND	5.1	1.6	ug/l	
534-52-1	4,6-Dinitro-o-cresol	ND	5.1	1.3	ug/l	
95-48-7	2-Methylphenol	ND	2.0	0.91	ug/l	
	3&4-Methylphenol	ND	2.0	0.90	ug/l	
88-75-5	2-Nitrophenol	ND	5.1	0.98	ug/l	
100-02-7	4-Nitrophenol	ND	10	1.2	ug/l	
87-86-5	Pentachlorophenol	ND	4.1	1.4	ug/l	
108-95-2	Phenol	ND	2.0	0.40	ug/l	
58-90-2	2,3,4,6-Tetrachlorophenol	ND	5.1	1.5	ug/l	
95-95-4	2,4,5-Trichlorophenol	ND	5.1	1.4	ug/l	
88-06-2	2,4,6-Trichlorophenol	ND	5.1	0.94	ug/l	
83-32-9	Acenaphthene	ND	1.0	0.19	ug/l	
208-96-8	Acenaphthylene	ND	1.0	0.14	ug/l	
98-86-2	Acetophenone	ND	2.0	0.21	ug/l	
120-12-7	Anthracene	ND	1.0	0.22	ug/l	
1912-24-9	Atrazine	ND	2.0	0.46	ug/l	
100-52-7	Benzaldehyde	ND	5.1	0.29	ug/l	
56-55-3	Benzo(a)anthracene	ND	1.0	0.21	ug/l	
50-32-8	Benzo(a)pyrene	ND	1.0	0.22	ug/l	
205-99-2	Benzo(b)fluoranthene	ND	1.0	0.21	ug/l	
191-24-2	Benzo(g,h,i)perylene	ND	1.0	0.35	ug/l	
207-08-9	Benzo(k)fluoranthene	ND	1.0	0.21	ug/l	
101-55-3	4-Bromophenyl phenyl ether	ND	2.0	0.41	ug/l	
85-68-7	Butyl benzyl phthalate	ND	2.0	0.47	ug/l	
92-52-4	1,1'-Biphenyl	ND	1.0	0.22	ug/l	
91-58-7	2-Chloronaphthalene	ND	2.0	0.24	ug/l	
106-47-8	4-Chloroaniline	ND	5.1	0.35	ug/l	
86-74-8	Carbazole	ND	1.0	0.23	ug/l	

ND = Not detected MDL = Method Detection Limit
RL = Reporting Limit
E = Indicates value exceeds calibration range

J = Indicates an estimated value
B = Indicates analyte found in associated method blank
N = Indicates presumptive evidence of a compound

Report of Analysis

Client Sample ID:	TT-SB-30GW		
Lab Sample ID:	JD36297-2	**Date Sampled:**	12/06/21
Matrix:	AQ - Ground Water	**Date Received:**	12/07/21
Method:	SW846 8270E SW846 3510C	**Percent Solids:**	n/a
Project:	2nd Avenue and 33-39th Street, Brooklyn, NY		

ABN TCL List (SOM0 2.0)

CAS No.	Compound	Result	RL	MDL	Units	Q
105-60-2	Caprolactam	ND	2.0	0.66	ug/l	
218-01-9	Chrysene	ND	1.0	0.18	ug/l	
111-91-1	bis(2-Chloroethoxy)methane	ND	2.0	0.28	ug/l	
111-44-4	bis(2-Chloroethyl)ether	ND	2.0	0.25	ug/l	
108-60-1	2,2'-Oxybis(1-chloropropane)	ND	2.0	0.41	ug/l	
7005-72-3	4-Chlorophenyl phenyl ether	ND	2.0	0.37	ug/l	
121-14-2	2,4-Dinitrotoluene	ND	1.0	0.56	ug/l	
606-20-2	2,6-Dinitrotoluene	ND	1.0	0.49	ug/l	
91-94-1	3,3'-Dichlorobenzidine	ND	2.0	0.52	ug/l	
123-91-1	1,4-Dioxane	ND	1.0	0.67	ug/l	
53-70-3	Dibenzo(a,h)anthracene	ND	1.0	0.34	ug/l	
132-64-9	Dibenzofuran	ND	5.1	0.22	ug/l	
84-74-2	Di-n-butyl phthalate	ND	2.0	0.51	ug/l	
117-84-0	Di-n-octyl phthalate	ND	2.0	0.24	ug/l	
84-66-2	Diethyl phthalate	ND	2.0	0.27	ug/l	
131-11-3	Dimethyl phthalate	ND	2.0	0.22	ug/l	
117-81-7	bis(2-Ethylhexyl)phthalate	ND	2.0	1.7	ug/l	
206-44-0	Fluoranthene	ND	1.0	0.17	ug/l	
86-73-7	Fluorene	ND	1.0	0.17	ug/l	
118-74-1	Hexachlorobenzene	ND	1.0	0.33	ug/l	
87-68-3	Hexachlorobutadiene	ND	1.0	0.50	ug/l	
77-47-4	Hexachlorocyclopentadiene	ND	10	2.8	ug/l	
67-72-1	Hexachloroethane	ND	2.0	0.40	ug/l	
193-39-5	Indeno(1,2,3-cd)pyrene	0.73	1.0	0.34	ug/l	J
78-59-1	Isophorone	ND	2.0	0.28	ug/l	
91-57-6	2-Methylnaphthalene	ND	1.0	0.21	ug/l	
88-74-4	2-Nitroaniline	ND	5.1	0.28	ug/l	
99-09-2	3-Nitroaniline	ND	5.1	0.39	ug/l	
100-01-6	4-Nitroaniline	ND	5.1	0.45	ug/l	
91-20-3	Naphthalene	ND	1.0	0.24	ug/l	
98-95-3	Nitrobenzene	ND	2.0	0.66	ug/l	
621-64-7	N-Nitroso-di-n-propylamine	ND	2.0	0.49	ug/l	
86-30-6	N-Nitrosodiphenylamine	ND	5.1	0.23	ug/l	
85-01-8	Phenanthrene	ND	1.0	0.18	ug/l	
129-00-0	Pyrene	ND	1.0	0.22	ug/l	
95-94-3	1,2,4,5-Tetrachlorobenzene	ND	2.0	0.38	ug/l	

CAS No.	Surrogate Recoveries	Run# 1	Run# 2	Limits
367-12-4	2-Fluorophenol	19%	26%	10-90%

ND = Not detected MDL = Method Detection Limit
RL = Reporting Limit
E = Indicates value exceeds calibration range

J = Indicates an estimated value
B = Indicates analyte found in associated method blank
N = Indicates presumptive evidence of a compound

Report of Analysis

Client Sample ID:	TT-SB-30GW		
Lab Sample ID:	JD36297-2	**Date Sampled:**	12/06/21
Matrix:	AQ - Ground Water	**Date Received:**	12/07/21
Method:	SW846 8270E SW846 3510C	**Percent Solids:**	n/a
Project:	2nd Avenue and 33-39th Street, Brooklyn, NY		

ABN TCL List (SOM0 2.0)

CAS No.	Surrogate Recoveries	Run# 1	Run# 2	Limits
4165-62-2	Phenol-d5	13%	18%	10-101%
118-79-6	2,4,6-Tribromophenol	67%	76%	23-155%
4165-60-0	Nitrobenzene-d5	51%	68%	25-141%
321-60-8	2-Fluorobiphenyl	55%	71%	35-126%
1718-51-0	Terphenyl-d14	34%	38%	15-139%

CAS No.	Tentatively Identified Compounds	R.T.	Est. Conc.	Units	Q
	Total TIC, Semi-Volatile		0	ug/l	

(a) There are compounds in BS were outside in house QC limits. The results confirmed by reextraction outside the holding time.
(b) Sample extracted outside the holding time. Confirmation run.

ND = Not detected MDL = Method Detection Limit
RL = Reporting Limit
E = Indicates value exceeds calibration range

J = Indicates an estimated value
B = Indicates analyte found in associated method blank
N = Indicates presumptive evidence of a compound

Report of Analysis

Client Sample ID:	TT-SB-30GW		
Lab Sample ID:	JD36297-2	**Date Sampled:**	12/06/21
Matrix:	AQ - Ground Water	**Date Received:**	12/07/21
Method:	SW846 8270E BY SIM SW846 3510C	**Percent Solids:**	n/a
Project:	2nd Avenue and 33-39th Street, Brooklyn, NY		

	File ID	DF	Analyzed	By	Prep Date	Prep Batch	Analytical Batch
Run #1	4M105101.D	1	12/14/21 18:34	KLS	12/10/21 10:28	OP37019A	E4M4885
Run #2							

	Initial Volume	Final Volume
Run #1	980 ml	1.0 ml
Run #2		

CAS No.	Compound	Result	RL	MDL	Units	Q
123-91-1	1,4-Dioxane	ND	0.10	0.051	ug/l	

CAS No.	Surrogate Recoveries	Run# 1	Run# 2	Limits
4165-60-0	Nitrobenzene-d5	80%		21-121%
321-60-8	2-Fluorobiphenyl	81%		27-107%
1718-51-0	Terphenyl-d14	50%		25-118%

ND = Not detected MDL = Method Detection Limit
RL = Reporting Limit
E = Indicates value exceeds calibration range

J = Indicates an estimated value
B = Indicates analyte found in associated method blank
N = Indicates presumptive evidence of a compound

Report of Analysis

Client Sample ID:	TT-SB-30GW		
Lab Sample ID:	JD36297-2	**Date Sampled:**	12/06/21
Matrix:	AQ - Ground Water	**Date Received:**	12/07/21
Method:	SW846 8151A SW846 3510C	**Percent Solids:**	n/a
Project:	2nd Avenue and 33-39th Street, Brooklyn, NY		

	File ID	DF	Analyzed	By	Prep Date	Prep Batch	Analytical Batch
Run #1	OA155597.D	1	12/16/21 06:04	CP	12/10/21 20:45	OP37027	GOA5503
Run #2							

	Initial Volume	Final Volume
Run #1	250 ml	2.0 ml
Run #2		

Herbicide List

CAS No.	Compound	Result	RL	MDL	Units	Q
94-75-7	2,4-D	ND	0.40	0.080	ug/l	
93-72-1	2,4,5-TP (Silvex)	ND	0.080	0.050	ug/l	
93-76-5	2,4,5-T	ND	0.080	0.015	ug/l	

CAS No.	Surrogate Recoveries	Run# 1	Run# 2	Limits
19719-28-9	2,4-DCAA	83%		10-200%
19719-28-9	2,4-DCAA	95%		10-200%

ND = Not detected MDL = Method Detection Limit
RL = Reporting Limit
E = Indicates value exceeds calibration range

J = Indicates an estimated value
B = Indicates analyte found in associated method blank
N = Indicates presumptive evidence of a compound

Report of Analysis

Client Sample ID:	TT-SB-30GW		
Lab Sample ID:	JD36297-2	**Date Sampled:**	12/06/21
Matrix:	AQ - Ground Water	**Date Received:**	12/07/21
Method:	SW846 8081B SW846 3510C	**Percent Solids:**	n/a
Project:	2nd Avenue and 33-39th Street, Brooklyn, NY		

	File ID	DF	Analyzed	By	Prep Date	Prep Batch	Analytical Batch
Run #1	6G81141.D	1	12/13/21 21:51	TL	12/09/21 16:45	OP37028	G6G2869
Run #2							

	Initial Volume	Final Volume
Run #1	245 ml	2.0 ml
Run #2		

Pesticide TCL List

CAS No.	Compound	Result	RL	MDL	Units	Q
309-00-2	Aldrin	ND	0.0082	0.0042	ug/l	
319-84-6	alpha-BHC	ND	0.0082	0.0042	ug/l	
319-85-7	beta-BHC	ND	0.0082	0.0065	ug/l	
319-86-8	delta-BHC	ND	0.0082	0.0054	ug/l	
58-89-9	gamma-BHC (Lindane)	ND	0.0082	0.0049	ug/l	
5103-71-9	alpha-Chlordane	ND	0.0082	0.0040	ug/l	
5103-74-2	gamma-Chlordane	ND	0.0082	0.0035	ug/l	
60-57-1	Dieldrin	ND	0.0082	0.0063	ug/l	
72-54-8	4,4'-DDD	ND	0.0082	0.0047	ug/l	
72-55-9	4,4'-DDE	ND	0.0082	0.0041	ug/l	
50-29-3	4,4'-DDT	ND	0.0082	0.0056	ug/l	
72-20-8	Endrin	ND	0.0082	0.0049	ug/l	
1031-07-8	Endosulfan sulfate	ND	0.0082	0.0044	ug/l	
7421-93-4	Endrin aldehyde	ND	0.0082	0.0055	ug/l	
53494-70-5	Endrin ketone	ND	0.0082	0.0051	ug/l	
959-98-8	Endosulfan-I	ND	0.0082	0.0043	ug/l	
33213-65-9	Endosulfan-II	ND	0.0082	0.0040	ug/l	
76-44-8	Heptachlor	ND	0.0082	0.0037	ug/l	
1024-57-3	Heptachlor epoxide	ND	0.0082	0.0049	ug/l	
72-43-5	Methoxychlor	ND	0.016	0.0055	ug/l	
8001-35-2	Toxaphene	ND	0.20	0.13	ug/l	

CAS No.	Surrogate Recoveries	Run# 1	Run# 2	Limits
877-09-8	Tetrachloro-m-xylene	80%		10-190%
877-09-8	Tetrachloro-m-xylene	74%		10-190%
2051-24-3	Decachlorobiphenyl	24%		10-156%
2051-24-3	Decachlorobiphenyl	40%		10-156%

ND = Not detected MDL = Method Detection Limit
RL = Reporting Limit
E = Indicates value exceeds calibration range

J = Indicates an estimated value
B = Indicates analyte found in associated method blank
N = Indicates presumptive evidence of a compound

Report of Analysis

Client Sample ID:	TT-SB-30GW		
Lab Sample ID:	JD36297-2	**Date Sampled:**	12/06/21
Matrix:	AQ - Ground Water	**Date Received:**	12/07/21
Method:	SW846 8082A SW846 3510C	**Percent Solids:**	n/a
Project:	2nd Avenue and 33-39th Street, Brooklyn, NY		

	File ID	DF	Analyzed	By	Prep Date	Prep Batch	Analytical Batch
Run #1	XX2475662.D	1	12/13/21 08:03	TL	12/09/21 16:45	OP37029	GXX7681
Run #2							

	Initial Volume	Final Volume
Run #1	240 ml	2.0 ml
Run #2		

PCB List

CAS No.	Compound	Result	RL	MDL	Units	Q
12674-11-2	Aroclor 1016	ND	0.42	0.16	ug/l	
11104-28-2	Aroclor 1221	ND	0.42	0.35	ug/l	
11141-16-5	Aroclor 1232	ND	0.42	0.22	ug/l	
53469-21-9	Aroclor 1242	ND	0.42	0.19	ug/l	
12672-29-6	Aroclor 1248	ND	0.42	0.10	ug/l	
11097-69-1	Aroclor 1254	ND	0.42	0.34	ug/l	
11096-82-5	Aroclor 1260	ND	0.42	0.13	ug/l	
11100-14-4	Aroclor 1268	ND	0.42	0.14	ug/l	
37324-23-5	Aroclor 1262	ND	0.42	0.16	ug/l	

CAS No.	Surrogate Recoveries	Run# 1	Run# 2	Limits
877-09-8	Tetrachloro-m-xylene	73%		10-174%
877-09-8	Tetrachloro-m-xylene	68%		10-174%
2051-24-3	Decachlorobiphenyl	40%		10-151%
2051-24-3	Decachlorobiphenyl	35%		10-151%

ND = Not detected MDL = Method Detection Limit
RL = Reporting Limit
E = Indicates value exceeds calibration range

J = Indicates an estimated value
B = Indicates analyte found in associated method blank
N = Indicates presumptive evidence of a compound

Report of Analysis

Client Sample ID:	TT-SB-30GW		
Lab Sample ID:	JD36297-2	**Date Sampled:**	12/06/21
Matrix:	AQ - Ground Water	**Date Received:**	12/07/21
		Percent Solids:	n/a
Project:	2nd Avenue and 33-39th Street, Brooklyn, NY		

Total Metals Analysis

Analyte	Result	RL	Units	DF	Prep	Analyzed	By	Method	Prep Method
Aluminum	3950	200	ug/l	1	12/10/21	12/15/21	ND	SW846 6010D [2]	SW846 3010A [4]
Antimony	< 6.0	6.0	ug/l	1	12/10/21	12/15/21	ND	SW846 6010D [2]	SW846 3010A [4]
Arsenic	9.4	3.0	ug/l	1	12/10/21	12/16/21	ND	SW846 6010D [3]	SW846 3010A [4]
Barium	< 200	200	ug/l	1	12/10/21	12/15/21	ND	SW846 6010D [2]	SW846 3010A [4]
Beryllium	1.1	1.0	ug/l	1	12/10/21	12/15/21	ND	SW846 6010D [2]	SW846 3010A [4]
Cadmium	3.0	3.0	ug/l	1	12/10/21	12/15/21	ND	SW846 6010D [2]	SW846 3010A [4]
Calcium	155000	5000	ug/l	1	12/10/21	12/15/21	ND	SW846 6010D [2]	SW846 3010A [4]
Chromium	< 10	10	ug/l	1	12/10/21	12/15/21	ND	SW846 6010D [2]	SW846 3010A [4]
Cobalt	< 50	50	ug/l	1	12/10/21	12/15/21	ND	SW846 6010D [2]	SW846 3010A [4]
Copper	45.8	10	ug/l	1	12/10/21	12/15/21	ND	SW846 6010D [2]	SW846 3010A [4]
Iron	10100	100	ug/l	1	12/10/21	12/15/21	ND	SW846 6010D [2]	SW846 3010A [4]
Lead	26.6	3.0	ug/l	1	12/10/21	12/15/21	ND	SW846 6010D [2]	SW846 3010A [4]
Magnesium	52000	5000	ug/l	1	12/10/21	12/15/21	ND	SW846 6010D [2]	SW846 3010A [4]
Manganese	2770	15	ug/l	1	12/10/21	12/15/21	ND	SW846 6010D [2]	SW846 3010A [4]
Mercury	< 0.20	0.20	ug/l	1	12/10/21	12/10/21	SB	SW846 7470A [1]	SW846 7470A [5]
Nickel	15.1	10	ug/l	1	12/10/21	12/15/21	ND	SW846 6010D [2]	SW846 3010A [4]
Potassium	11500	10000	ug/l	1	12/10/21	12/15/21	ND	SW846 6010D [2]	SW846 3010A [4]
Selenium	< 10	10	ug/l	1	12/10/21	12/15/21	ND	SW846 6010D [2]	SW846 3010A [4]
Silver	< 10	10	ug/l	1	12/10/21	12/15/21	ND	SW846 6010D [2]	SW846 3010A [4]
Sodium	494000	50000	ug/l	5	12/10/21	12/16/21	ND	SW846 6010D [3]	SW846 3010A [4]
Thallium	< 10	10	ug/l	1	12/10/21	12/15/21	ND	SW846 6010D [2]	SW846 3010A [4]
Vanadium	< 50	50	ug/l	1	12/10/21	12/15/21	ND	SW846 6010D [2]	SW846 3010A [4]
Zinc	53.7	20	ug/l	1	12/10/21	12/15/21	ND	SW846 6010D [2]	SW846 3010A [4]

(1) Instrument QC Batch: MA51573
(2) Instrument QC Batch: MA51610
(3) Instrument QC Batch: MA51617
(4) Prep QC Batch: MP30296
(5) Prep QC Batch: MP30309

RL = Reporting Limit

Report of Analysis

Client Sample ID:	TT-SB-30GW		
Lab Sample ID:	JD36297-2A	**Date Sampled:**	12/06/21
Matrix:	AQ - Ground Water	**Date Received:**	12/07/21
Method:	EPA 537M BY ID IN HOUSE	**Percent Solids:**	n/a
Project:	2nd Avenue and 33-39th Street, Brooklyn, NY		

	File ID	DF	Analyzed	By	Prep Date	Prep Batch	Analytical Batch
Run #1 [a]	2Q82363.D	1	12/28/21 04:36	AFL	12/20/21 09:00	F:OP88921	F:S2Q1164
Run #2							

	Initial Volume	Final Volume
Run #1	270 ml	1.0 ml
Run #2		

PFAS List

CAS No.	Compound	Result	RL	MDL	Units	Q
PERFLUOROALKYLCARBOXYLIC ACIDS						
375-22-4	Perfluorobutanoic acid	13.9	3.7	1.9	ng/l	
2706-90-3	Perfluoropentanoic acid	10.6	1.9	0.93	ng/l	
307-24-4	Perfluorohexanoic acid	6.4	1.9	0.93	ng/l	
375-85-9	Perfluoroheptanoic acid	3.9	1.9	0.93	ng/l	
335-67-1	Perfluorooctanoic acid	12.7	1.9	0.93	ng/l	
375-95-1	Perfluorononanoic acid	ND	1.9	0.93	ng/l	
335-76-2	Perfluorodecanoic acid	ND	1.9	0.93	ng/l	
2058-94-8	Perfluoroundecanoic acid	ND	1.9	0.93	ng/l	
307-55-1	Perfluorododecanoic acid	ND	1.9	0.93	ng/l	
72629-94-8	Perfluorotridecanoic acid	ND	1.9	0.93	ng/l	
376-06-7	Perfluorotetradecanoic acid	ND	1.9	0.93	ng/l	
PERFLUOROALKYLSULFONIC ACIDS						
375-73-5	Perfluorobutanesulfonic acid	1.0	1.9	0.93	ng/l	J
355-46-4	Perfluorohexanesulfonic acid	ND	1.9	0.93	ng/l	
375-92-8	Perfluoroheptanesulfonic acid	ND	1.9	0.93	ng/l	
1763-23-1	Perfluorooctanesulfonic acid	ND	1.9	0.93	ng/l	
335-77-3	Perfluorodecanesulfonic acid	ND	1.9	0.93	ng/l	
PERFLUOROOCTANESULFONAMIDES						
754-91-6	PFOSA	ND	3.7	1.9	ng/l	
PERFLUOROOCTANESULFONAMIDOACETIC ACIDS						
2355-31-9	MeFOSAA	ND	3.7	1.9	ng/l	
2991-50-6	EtFOSAA	ND	3.7	1.9	ng/l	
FLUOROTELOMER SULFONATES						
27619-97-2	6:2 Fluorotelomer sulfonate	ND	7.4	1.9	ng/l	
39108-34-4	8:2 Fluorotelomer sulfonate	ND	7.4	1.9	ng/l	

ND = Not detected MDL = Method Detection Limit J = Indicates an estimated value
RL = Reporting Limit B = Indicates analyte found in associated method blank
E = Indicates value exceeds calibration range N = Indicates presumptive evidence of a compound

Report of Analysis

Client Sample ID:	TT-SB-30GW		
Lab Sample ID:	JD36297-2A	**Date Sampled:**	12/06/21
Matrix:	AQ - Ground Water	**Date Received:**	12/07/21
Method:	EPA 537M BY ID IN HOUSE	**Percent Solids:**	n/a
Project:	2nd Avenue and 33-39th Street, Brooklyn, NY		

PFAS List

CAS No.	ID Standard Recoveries	Run# 1	Run# 2	Limits
	13C4-PFBA	83%		35-135%
	13C5-PFPeA	78%		50-150%
	13C5-PFHxA	74%		50-150%
	13C4-PFHpA	78%		50-150%
	13C8-PFOA	82%		50-150%
	13C9-PFNA	83%		50-150%
	13C6-PFDA	93%		50-150%
	13C7-PFUnDA	82%		40-140%
	13C2-PFDoDA	64%		40-140%
	13C2-PFTeDA	51%		30-130%
	13C3-PFBS	83%		50-150%
	13C3-PFHxS	83%		50-150%
	13C8-PFOS	85%		50-150%
	13C8-FOSA	33%		30-130%
	d3-MeFOSAA	101%		40-140%
	d5-EtFOSAA	96%		40-140%
	13C2-6:2FTS	90%		50-150%
	13C2-8:2FTS	95%		50-150%

(a) Analysis performed at SGS Orlando, FL.

ND = Not detected MDL = Method Detection Limit
RL = Reporting Limit
E = Indicates value exceeds calibration range

J = Indicates an estimated value
B = Indicates analyte found in associated method blank
N = Indicates presumptive evidence of a compound

Report of Analysis

Client Sample ID:	TT-SB-27GW		
Lab Sample ID:	JD36297-3	**Date Sampled:**	12/06/21
Matrix:	AQ - Ground Water	**Date Received:**	12/07/21
Method:	SW846 8260D	**Percent Solids:**	n/a
Project:	2nd Avenue and 33-39th Street, Brooklyn, NY		

	File ID	DF	Analyzed	By	Prep Date	Prep Batch	Analytical Batch
Run #1	L335792.D	1	12/10/21 06:17	JS	n/a	n/a	VL10097
Run #2							

	Purge Volume
Run #1	5.0 ml
Run #2	

VOA TCL List

CAS No.	Compound	Result	RL	MDL	Units	Q
67-64-1	Acetone	ND	10	3.1	ug/l	
71-43-2	Benzene	ND	0.50	0.43	ug/l	
74-97-5	Bromochloromethane	ND	1.0	0.48	ug/l	
75-27-4	Bromodichloromethane	ND	1.0	0.45	ug/l	
75-25-2	Bromoform	ND	1.0	0.63	ug/l	
74-83-9	Bromomethane	ND	2.0	1.6	ug/l	
78-93-3	2-Butanone (MEK) [a]	ND	10	6.9	ug/l	
75-15-0	Carbon disulfide	ND	2.0	0.46	ug/l	
56-23-5	Carbon tetrachloride	ND	1.0	0.55	ug/l	
108-90-7	Chlorobenzene	ND	1.0	0.56	ug/l	
75-00-3	Chloroethane	ND	1.0	0.73	ug/l	
67-66-3	Chloroform	ND	1.0	0.50	ug/l	
74-87-3	Chloromethane	ND	1.0	0.76	ug/l	
110-82-7	Cyclohexane	ND	5.0	0.78	ug/l	
96-12-8	1,2-Dibromo-3-chloropropan [b]	ND	2.0	0.53	ug/l	
124-48-1	Dibromochloromethane	ND	1.0	0.56	ug/l	
106-93-4	1,2-Dibromoethane	ND	1.0	0.48	ug/l	
95-50-1	1,2-Dichlorobenzene	ND	1.0	0.53	ug/l	
541-73-1	1,3-Dichlorobenzene	ND	1.0	0.54	ug/l	
106-46-7	1,4-Dichlorobenzene	ND	1.0	0.51	ug/l	
75-71-8	Dichlorodifluoromethane	ND	2.0	0.56	ug/l	
75-34-3	1,1-Dichloroethane	ND	1.0	0.57	ug/l	
107-06-2	1,2-Dichloroethane	ND	1.0	0.60	ug/l	
75-35-4	1,1-Dichloroethene	ND	1.0	0.59	ug/l	
156-59-2	cis-1,2-Dichloroethene	ND	1.0	0.51	ug/l	
156-60-5	trans-1,2-Dichloroethene	ND	1.0	0.54	ug/l	
78-87-5	1,2-Dichloropropane	ND	1.0	0.51	ug/l	
10061-01-5	cis-1,3-Dichloropropene	ND	1.0	0.47	ug/l	
10061-02-6	trans-1,3-Dichloropropene	ND	1.0	0.43	ug/l	
100-41-4	Ethylbenzene	ND	1.0	0.60	ug/l	
76-13-1	Freon 113	ND	5.0	0.58	ug/l	
591-78-6	2-Hexanone	ND	5.0	2.0	ug/l	

ND = Not detected MDL = Method Detection Limit
RL = Reporting Limit
E = Indicates value exceeds calibration range

J = Indicates an estimated value
B = Indicates analyte found in associated method blank
N = Indicates presumptive evidence of a compound

Report of Analysis

Client Sample ID:	TT-SB-27GW		
Lab Sample ID:	JD36297-3	**Date Sampled:**	12/06/21
Matrix:	AQ - Ground Water	**Date Received:**	12/07/21
Method:	SW846 8260D	**Percent Solids:**	n/a
Project:	2nd Avenue and 33-39th Street, Brooklyn, NY		

VOA TCL List

CAS No.	Compound	Result	RL	MDL	Units	Q
98-82-8	Isopropylbenzene	ND	1.0	0.65	ug/l	
79-20-9	Methyl Acetate [a]	ND	5.0	0.80	ug/l	
108-87-2	Methylcyclohexane	ND	5.0	0.60	ug/l	
1634-04-4	Methyl Tert Butyl Ether	ND	1.0	0.51	ug/l	
108-10-1	4-Methyl-2-pentanone(MIBK)	ND	5.0	1.9	ug/l	
75-09-2	Methylene chloride	ND	2.0	1.0	ug/l	
100-42-5	Styrene	ND	1.0	0.49	ug/l	
79-34-5	1,1,2,2-Tetrachloroethane	ND	1.0	0.65	ug/l	
127-18-4	Tetrachloroethene	ND	1.0	0.90	ug/l	
108-88-3	Toluene	ND	1.0	0.53	ug/l	
87-61-6	1,2,3-Trichlorobenzene	ND	1.0	0.50	ug/l	
120-82-1	1,2,4-Trichlorobenzene	ND	1.0	0.50	ug/l	
71-55-6	1,1,1-Trichloroethane	ND	1.0	0.54	ug/l	
79-00-5	1,1,2-Trichloroethane	ND	1.0	0.53	ug/l	
79-01-6	Trichloroethene	ND	1.0	0.53	ug/l	
75-69-4	Trichlorofluoromethane	ND	2.0	0.40	ug/l	
75-01-4	Vinyl chloride	ND	1.0	0.79	ug/l	
	m,p-Xylene	ND	1.0	0.78	ug/l	
95-47-6	o-Xylene	ND	1.0	0.59	ug/l	
1330-20-7	Xylene (total)	ND	1.0	0.59	ug/l	

CAS No.	Surrogate Recoveries	Run# 1	Run# 2	Limits
1868-53-7	Dibromofluoromethane	108%		80-120%
17060-07-0	1,2-Dichloroethane-D4	101%		80-120%
2037-26-5	Toluene-D8	97%		80-120%
460-00-4	4-Bromofluorobenzene	100%		82-114%

CAS No.	Tentatively Identified Compounds	R.T.	Est. Conc.	Units	Q
	system artifact	1.57	62	ug/l	J
	Total TIC, Volatile		0	ug/l	

(a) Associated CCV outside of control limits high, sample was ND.
(b) Associated CCV outside of control limits high, sample was ND. This compound in blank spike is outside in house QC limits bias high.

ND = Not detected MDL = Method Detection Limit
RL = Reporting Limit
E = Indicates value exceeds calibration range

J = Indicates an estimated value
B = Indicates analyte found in associated method blank
N = Indicates presumptive evidence of a compound

Report of Analysis

Client Sample ID:	TT-SB-27GW		
Lab Sample ID:	JD36297-3	**Date Sampled:**	12/06/21
Matrix:	AQ - Ground Water	**Date Received:**	12/07/21
Method:	SW846 8270E SW846 3510C	**Percent Solids:**	n/a
Project:	2nd Avenue and 33-39th Street, Brooklyn, NY		

	File ID	DF	Analyzed	By	Prep Date	Prep Batch	Analytical Batch
Run #1 [a]	P146516.D	1	12/12/21 17:22	KLS	12/10/21 10:28	OP37019	EP6750
Run #2 [b]	P146664.D	1	12/18/21 09:23	CS	12/17/21 13:20	OP37190	EP6759

	Initial Volume	Final Volume
Run #1	980 ml	1.0 ml
Run #2	970 ml	1.0 ml

ABN TCL List (SOM0 2.0)

CAS No.	Compound	Result	RL	MDL	Units	Q
95-57-8	2-Chlorophenol	ND	5.1	0.84	ug/l	
59-50-7	4-Chloro-3-methyl phenol	ND	5.1	0.91	ug/l	
120-83-2	2,4-Dichlorophenol	ND	2.0	1.3	ug/l	
105-67-9	2,4-Dimethylphenol	ND	5.1	2.5	ug/l	
51-28-5	2,4-Dinitrophenol	ND	5.1	1.6	ug/l	
534-52-1	4,6-Dinitro-o-cresol	ND	5.1	1.3	ug/l	
95-48-7	2-Methylphenol	ND	2.0	0.91	ug/l	
	3&4-Methylphenol	ND	2.0	0.90	ug/l	
88-75-5	2-Nitrophenol	ND	5.1	0.98	ug/l	
100-02-7	4-Nitrophenol	ND	10	1.2	ug/l	
87-86-5	Pentachlorophenol	ND	4.1	1.4	ug/l	
108-95-2	Phenol	ND	2.0	0.40	ug/l	
58-90-2	2,3,4,6-Tetrachlorophenol	ND	5.1	1.5	ug/l	
95-95-4	2,4,5-Trichlorophenol	ND	5.1	1.4	ug/l	
88-06-2	2,4,6-Trichlorophenol	ND	5.1	0.94	ug/l	
83-32-9	Acenaphthene	ND	1.0	0.19	ug/l	
208-96-8	Acenaphthylene	ND	1.0	0.14	ug/l	
98-86-2	Acetophenone	ND	2.0	0.21	ug/l	
120-12-7	Anthracene	ND	1.0	0.22	ug/l	
1912-24-9	Atrazine	ND	2.0	0.46	ug/l	
100-52-7	Benzaldehyde	ND	5.1	0.29	ug/l	
56-55-3	Benzo(a)anthracene	ND	1.0	0.21	ug/l	
50-32-8	Benzo(a)pyrene	ND	1.0	0.22	ug/l	
205-99-2	Benzo(b)fluoranthene	ND	1.0	0.21	ug/l	
191-24-2	Benzo(g,h,i)perylene	ND	1.0	0.35	ug/l	
207-08-9	Benzo(k)fluoranthene	ND	1.0	0.21	ug/l	
101-55-3	4-Bromophenyl phenyl ether	ND	2.0	0.41	ug/l	
85-68-7	Butyl benzyl phthalate	ND	2.0	0.47	ug/l	
92-52-4	1,1'-Biphenyl	ND	1.0	0.22	ug/l	
91-58-7	2-Chloronaphthalene	ND	2.0	0.24	ug/l	
106-47-8	4-Chloroaniline	ND	5.1	0.35	ug/l	
86-74-8	Carbazole	ND	1.0	0.23	ug/l	

ND = Not detected MDL = Method Detection Limit
RL = Reporting Limit
E = Indicates value exceeds calibration range

J = Indicates an estimated value
B = Indicates analyte found in associated method blank
N = Indicates presumptive evidence of a compound

Report of Analysis

Client Sample ID:	TT-SB-27GW		
Lab Sample ID:	JD36297-3	**Date Sampled:**	12/06/21
Matrix:	AQ - Ground Water	**Date Received:**	12/07/21
Method:	SW846 8270E SW846 3510C	**Percent Solids:**	n/a
Project:	2nd Avenue and 33-39th Street, Brooklyn, NY		

ABN TCL List (SOM0 2.0)

CAS No.	Compound	Result	RL	MDL	Units	Q
105-60-2	Caprolactam	ND	2.0	0.66	ug/l	
218-01-9	Chrysene	ND	1.0	0.18	ug/l	
111-91-1	bis(2-Chloroethoxy)methane	ND	2.0	0.28	ug/l	
111-44-4	bis(2-Chloroethyl)ether	ND	2.0	0.25	ug/l	
108-60-1	2,2'-Oxybis(1-chloropropane)	ND	2.0	0.41	ug/l	
7005-72-3	4-Chlorophenyl phenyl ether	ND	2.0	0.37	ug/l	
121-14-2	2,4-Dinitrotoluene	ND	1.0	0.56	ug/l	
606-20-2	2,6-Dinitrotoluene	ND	1.0	0.49	ug/l	
91-94-1	3,3'-Dichlorobenzidine	ND	2.0	0.52	ug/l	
123-91-1	1,4-Dioxane	ND	1.0	0.67	ug/l	
53-70-3	Dibenzo(a,h)anthracene	ND	1.0	0.34	ug/l	
132-64-9	Dibenzofuran	ND	5.1	0.22	ug/l	
84-74-2	Di-n-butyl phthalate	ND	2.0	0.51	ug/l	
117-84-0	Di-n-octyl phthalate	ND	2.0	0.24	ug/l	
84-66-2	Diethyl phthalate	ND	2.0	0.27	ug/l	
131-11-3	Dimethyl phthalate	ND	2.0	0.22	ug/l	
117-81-7	bis(2-Ethylhexyl)phthalate	ND	2.0	1.7	ug/l	
206-44-0	Fluoranthene	ND	1.0	0.17	ug/l	
86-73-7	Fluorene	ND	1.0	0.17	ug/l	
118-74-1	Hexachlorobenzene	ND	1.0	0.33	ug/l	
87-68-3	Hexachlorobutadiene	ND	1.0	0.50	ug/l	
77-47-4	Hexachlorocyclopentadiene	ND	10	2.8	ug/l	
67-72-1	Hexachloroethane	ND	2.0	0.40	ug/l	
193-39-5	Indeno(1,2,3-cd)pyrene	ND	1.0	0.34	ug/l	
78-59-1	Isophorone	ND	2.0	0.28	ug/l	
91-57-6	2-Methylnaphthalene	ND	1.0	0.21	ug/l	
88-74-4	2-Nitroaniline	ND	5.1	0.28	ug/l	
99-09-2	3-Nitroaniline	ND	5.1	0.39	ug/l	
100-01-6	4-Nitroaniline	ND	5.1	0.45	ug/l	
91-20-3	Naphthalene	ND	1.0	0.24	ug/l	
98-95-3	Nitrobenzene	ND	2.0	0.66	ug/l	
621-64-7	N-Nitroso-di-n-propylamine	ND	2.0	0.49	ug/l	
86-30-6	N-Nitrosodiphenylamine	ND	5.1	0.23	ug/l	
85-01-8	Phenanthrene	0.26	1.0	0.18	ug/l	J
129-00-0	Pyrene	ND	1.0	0.22	ug/l	
95-94-3	1,2,4,5-Tetrachlorobenzene	ND	2.0	0.38	ug/l	

CAS No.	Surrogate Recoveries	Run# 1	Run# 2	Limits
367-12-4	2-Fluorophenol	15%	34%	10-90%

ND = Not detected MDL = Method Detection Limit
RL = Reporting Limit
E = Indicates value exceeds calibration range

J = Indicates an estimated value
B = Indicates analyte found in associated method blank
N = Indicates presumptive evidence of a compound

Report of Analysis

Client Sample ID:	TT-SB-27GW		
Lab Sample ID:	JD36297-3	**Date Sampled:**	12/06/21
Matrix:	AQ - Ground Water	**Date Received:**	12/07/21
Method:	SW846 8270E SW846 3510C	**Percent Solids:**	n/a
Project:	2nd Avenue and 33-39th Street, Brooklyn, NY		

ABN TCL List (SOM0 2.0)

CAS No.	Surrogate Recoveries	Run# 1	Run# 2	Limits
4165-62-2	Phenol-d5	11%	22%	10-101%
118-79-6	2,4,6-Tribromophenol	54%	87%	23-155%
4165-60-0	Nitrobenzene-d5	44%	70%	25-141%
321-60-8	2-Fluorobiphenyl	45%	76%	35-126%
1718-51-0	Terphenyl-d14	27%	76%	15-139%

CAS No.	Tentatively Identified Compounds	R.T.	Est. Conc.	Units	Q
	Total TIC, Semi-Volatile		0	ug/l	

(a) There are compounds in BS were outside in house QC limits. The results confirmed by reextraction outside the holding time.
(b) Sample extracted outside the holding time. Confirmation run.

ND = Not detected MDL = Method Detection Limit
RL = Reporting Limit
E = Indicates value exceeds calibration range

J = Indicates an estimated value
B = Indicates analyte found in associated method blank
N = Indicates presumptive evidence of a compound

Report of Analysis

Client Sample ID:	TT-SB-27GW		
Lab Sample ID:	JD36297-3	**Date Sampled:**	12/06/21
Matrix:	AQ - Ground Water	**Date Received:**	12/07/21
Method:	SW846 8270E BY SIM SW846 3510C	**Percent Solids:**	n/a
Project:	2nd Avenue and 33-39th Street, Brooklyn, NY		

	File ID	DF	Analyzed	By	Prep Date	Prep Batch	Analytical Batch
Run #1	4M105102.D	1	12/14/21 18:55	KLS	12/10/21 10:28	OP37019A	E4M4885
Run #2							

	Initial Volume	Final Volume
Run #1	980 ml	1.0 ml
Run #2		

CAS No.	Compound	Result	RL	MDL	Units	Q
123-91-1	1,4-Dioxane	ND	0.10	0.051	ug/l	

CAS No.	Surrogate Recoveries	Run# 1	Run# 2	Limits
4165-60-0	Nitrobenzene-d5	66%		21-121%
321-60-8	2-Fluorobiphenyl	66%		27-107%
1718-51-0	Terphenyl-d14	41%		25-118%

ND = Not detected MDL = Method Detection Limit
RL = Reporting Limit
E = Indicates value exceeds calibration range

J = Indicates an estimated value
B = Indicates analyte found in associated method blank
N = Indicates presumptive evidence of a compound

Report of Analysis

Client Sample ID:	TT-SB-27GW		
Lab Sample ID:	JD36297-3	**Date Sampled:**	12/06/21
Matrix:	AQ - Ground Water	**Date Received:**	12/07/21
Method:	SW846 8151A SW846 3510C	**Percent Solids:**	n/a
Project:	2nd Avenue and 33-39th Street, Brooklyn, NY		

	File ID	DF	Analyzed	By	Prep Date	Prep Batch	Analytical Batch
Run #1	OA155598.D	1	12/16/21 06:35	CP	12/10/21 20:45	OP37027	GOA5503
Run #2							

	Initial Volume	Final Volume
Run #1	240 ml	2.0 ml
Run #2		

Herbicide List

CAS No.	Compound	Result	RL	MDL	Units	Q
94-75-7	2,4-D	ND	0.42	0.083	ug/l	
93-72-1	2,4,5-TP (Silvex)	ND	0.083	0.052	ug/l	
93-76-5	2,4,5-T	ND	0.083	0.016	ug/l	

CAS No.	Surrogate Recoveries	Run# 1	Run# 2	Limits
19719-28-9	2,4-DCAA	102%		10-200%
19719-28-9	2,4-DCAA	106%		10-200%

ND = Not detected MDL = Method Detection Limit
RL = Reporting Limit
E = Indicates value exceeds calibration range

J = Indicates an estimated value
B = Indicates analyte found in associated method blank
N = Indicates presumptive evidence of a compound

Report of Analysis

Client Sample ID:	TT-SB-27GW		
Lab Sample ID:	JD36297-3	**Date Sampled:**	12/06/21
Matrix:	AQ - Ground Water	**Date Received:**	12/07/21
Method:	SW846 8081B SW846 3510C	**Percent Solids:**	n/a
Project:	2nd Avenue and 33-39th Street, Brooklyn, NY		

	File ID	DF	Analyzed	By	Prep Date	Prep Batch	Analytical Batch
Run #1	6G81142.D	1	12/13/21 22:10	TL	12/09/21 16:45	OP37028	G6G2869
Run #2							

	Initial Volume	Final Volume
Run #1	255 ml	2.0 ml
Run #2		

Pesticide TCL List

CAS No.	Compound	Result	RL	MDL	Units	Q
309-00-2	Aldrin	ND	0.0078	0.0041	ug/l	
319-84-6	alpha-BHC	ND	0.0078	0.0041	ug/l	
319-85-7	beta-BHC	ND	0.0078	0.0063	ug/l	
319-86-8	delta-BHC	ND	0.0078	0.0052	ug/l	
58-89-9	gamma-BHC (Lindane)	ND	0.0078	0.0047	ug/l	
5103-71-9	alpha-Chlordane	ND	0.0078	0.0039	ug/l	
5103-74-2	gamma-Chlordane	ND	0.0078	0.0033	ug/l	
60-57-1	Dieldrin	ND	0.0078	0.0060	ug/l	
72-54-8	4,4'-DDD	ND	0.0078	0.0045	ug/l	
72-55-9	4,4'-DDE	ND	0.0078	0.0040	ug/l	
50-29-3	4,4'-DDT	ND	0.0078	0.0054	ug/l	
72-20-8	Endrin	ND	0.0078	0.0048	ug/l	
1031-07-8	Endosulfan sulfate	ND	0.0078	0.0043	ug/l	
7421-93-4	Endrin aldehyde	ND	0.0078	0.0053	ug/l	
53494-70-5	Endrin ketone	ND	0.0078	0.0049	ug/l	
959-98-8	Endosulfan-I	ND	0.0078	0.0041	ug/l	
33213-65-9	Endosulfan-II	ND	0.0078	0.0038	ug/l	
76-44-8	Heptachlor	ND	0.0078	0.0035	ug/l	
1024-57-3	Heptachlor epoxide	ND	0.0078	0.0047	ug/l	
72-43-5	Methoxychlor	ND	0.016	0.0053	ug/l	
8001-35-2	Toxaphene	ND	0.20	0.13	ug/l	

CAS No.	Surrogate Recoveries	Run# 1	Run# 2	Limits
877-09-8	Tetrachloro-m-xylene	91%		10-190%
877-09-8	Tetrachloro-m-xylene	79%		10-190%
2051-24-3	Decachlorobiphenyl	32%		10-156%
2051-24-3	Decachlorobiphenyl	41%		10-156%

ND = Not detected MDL = Method Detection Limit
RL = Reporting Limit
E = Indicates value exceeds calibration range

J = Indicates an estimated value
B = Indicates analyte found in associated method blank
N = Indicates presumptive evidence of a compound

Report of Analysis

Client Sample ID:	TT-SB-27GW		
Lab Sample ID:	JD36297-3	**Date Sampled:**	12/06/21
Matrix:	AQ - Ground Water	**Date Received:**	12/07/21
Method:	SW846 8082A SW846 3510C	**Percent Solids:**	n/a
Project:	2nd Avenue and 33-39th Street, Brooklyn, NY		

	File ID	DF	Analyzed	By	Prep Date	Prep Batch	Analytical Batch
Run #1	XX2475663.D	1	12/13/21 08:20	TL	12/09/21 16:45	OP37029	GXX7681
Run #2							

	Initial Volume	Final Volume
Run #1	260 ml	2.0 ml
Run #2		

PCB List

CAS No.	Compound	Result	RL	MDL	Units	Q
12674-11-2	Aroclor 1016	ND	0.38	0.15	ug/l	
11104-28-2	Aroclor 1221	ND	0.38	0.32	ug/l	
11141-16-5	Aroclor 1232	ND	0.38	0.20	ug/l	
53469-21-9	Aroclor 1242	ND	0.38	0.18	ug/l	
12672-29-6	Aroclor 1248	ND	0.38	0.097	ug/l	
11097-69-1	Aroclor 1254	ND	0.38	0.32	ug/l	
11096-82-5	Aroclor 1260	ND	0.38	0.12	ug/l	
11100-14-4	Aroclor 1268	ND	0.38	0.13	ug/l	
37324-23-5	Aroclor 1262	ND	0.38	0.15	ug/l	

CAS No.	Surrogate Recoveries	Run# 1	Run# 2	Limits
877-09-8	Tetrachloro-m-xylene	82%		10-174%
877-09-8	Tetrachloro-m-xylene	80%		10-174%
2051-24-3	Decachlorobiphenyl	42%		10-151%
2051-24-3	Decachlorobiphenyl	37%		10-151%

ND = Not detected MDL = Method Detection Limit
RL = Reporting Limit
E = Indicates value exceeds calibration range

J = Indicates an estimated value
B = Indicates analyte found in associated method blank
N = Indicates presumptive evidence of a compound

Report of Analysis

Client Sample ID:	TT-SB-27GW		
Lab Sample ID:	JD36297-3	**Date Sampled:**	12/06/21
Matrix:	AQ - Ground Water	**Date Received:**	12/07/21
		Percent Solids:	n/a
Project:	2nd Avenue and 33-39th Street, Brooklyn, NY		

Total Metals Analysis

Analyte	Result	RL	Units	DF	Prep	Analyzed	By	Method	Prep Method
Aluminum	5230	200	ug/l	1	12/10/21	12/15/21	ND	SW846 6010D [2]	SW846 3010A [4]
Antimony	< 6.0	6.0	ug/l	1	12/10/21	12/15/21	ND	SW846 6010D [2]	SW846 3010A [4]
Arsenic	8.7	3.0	ug/l	1	12/10/21	12/16/21	ND	SW846 6010D [3]	SW846 3010A [4]
Barium	422	200	ug/l	1	12/10/21	12/15/21	ND	SW846 6010D [2]	SW846 3010A [4]
Beryllium	< 1.0	1.0	ug/l	1	12/10/21	12/15/21	ND	SW846 6010D [2]	SW846 3010A [4]
Cadmium	< 3.0	3.0	ug/l	1	12/10/21	12/15/21	ND	SW846 6010D [2]	SW846 3010A [4]
Calcium	259000	25000	ug/l	5	12/10/21	12/16/21	ND	SW846 6010D [3]	SW846 3010A [4]
Chromium	11.7	10	ug/l	1	12/10/21	12/15/21	ND	SW846 6010D [2]	SW846 3010A [4]
Cobalt	< 50	50	ug/l	1	12/10/21	12/15/21	ND	SW846 6010D [2]	SW846 3010A [4]
Copper	22.6	10	ug/l	1	12/10/21	12/15/21	ND	SW846 6010D [2]	SW846 3010A [4]
Iron	10600	100	ug/l	1	12/10/21	12/15/21	ND	SW846 6010D [2]	SW846 3010A [4]
Lead	73.5	3.0	ug/l	1	12/10/21	12/15/21	ND	SW846 6010D [2]	SW846 3010A [4]
Magnesium	38100	5000	ug/l	1	12/10/21	12/15/21	ND	SW846 6010D [2]	SW846 3010A [4]
Manganese	2150	15	ug/l	1	12/10/21	12/15/21	ND	SW846 6010D [2]	SW846 3010A [4]
Mercury	< 0.20	0.20	ug/l	1	12/10/21	12/10/21	SB	SW846 7470A [1]	SW846 7470A [5]
Nickel	21.0	10	ug/l	1	12/10/21	12/15/21	ND	SW846 6010D [2]	SW846 3010A [4]
Potassium	19900	10000	ug/l	1	12/10/21	12/15/21	ND	SW846 6010D [2]	SW846 3010A [4]
Selenium	< 10	10	ug/l	1	12/10/21	12/15/21	ND	SW846 6010D [2]	SW846 3010A [4]
Silver	< 10	10	ug/l	1	12/10/21	12/15/21	ND	SW846 6010D [2]	SW846 3010A [4]
Sodium	201000	50000	ug/l	5	12/10/21	12/16/21	ND	SW846 6010D [3]	SW846 3010A [4]
Thallium	< 10	10	ug/l	1	12/10/21	12/15/21	ND	SW846 6010D [2]	SW846 3010A [4]
Vanadium	< 50	50	ug/l	1	12/10/21	12/15/21	ND	SW846 6010D [2]	SW846 3010A [4]
Zinc	48.9	20	ug/l	1	12/10/21	12/15/21	ND	SW846 6010D [2]	SW846 3010A [4]

(1) Instrument QC Batch: MA51573
(2) Instrument QC Batch: MA51610
(3) Instrument QC Batch: MA51617
(4) Prep QC Batch: MP30296
(5) Prep QC Batch: MP30309

RL = Reporting Limit

Report of Analysis

Client Sample ID:	TT-SB-27GW		
Lab Sample ID:	JD36297-3A	**Date Sampled:**	12/06/21
Matrix:	AQ - Ground Water	**Date Received:**	12/07/21
Method:	EPA 537M BY ID IN HOUSE	**Percent Solids:**	n/a
Project:	2nd Avenue and 33-39th Street, Brooklyn, NY		

	File ID	DF	Analyzed	By	Prep Date	Prep Batch	Analytical Batch
Run #1 [a]	2Q82364.D	1	12/28/21 04:55	AFL	12/20/21 09:00	F:OP88921	F:S2Q1164
Run #2 [b]	2Q82429.D	5	12/29/21 01:12	AFL	12/20/21 09:00	F:OP88921	F:S2Q1165

	Initial Volume	Final Volume
Run #1	270 ml	1.0 ml
Run #2	270 ml	1.0 ml

PFAS List

CAS No.	Compound	Result	RL	MDL	Units	Q
PERFLUOROALKYLCARBOXYLIC ACIDS						
375-22-4	Perfluorobutanoic acid	11.4	3.7	1.9	ng/l	
2706-90-3	Perfluoropentanoic acid	8.8	1.9	0.93	ng/l	
307-24-4	Perfluorohexanoic acid	7.6	1.9	0.93	ng/l	
375-85-9	Perfluoroheptanoic acid	6.0	1.9	0.93	ng/l	
335-67-1	Perfluorooctanoic acid	17.4	1.9	0.93	ng/l	
375-95-1	Perfluorononanoic acid	2.5	1.9	0.93	ng/l	
335-76-2	Perfluorodecanoic acid	ND	1.9	0.93	ng/l	
2058-94-8	Perfluoroundecanoic acid	ND	1.9	0.93	ng/l	
307-55-1	Perfluorododecanoic acid	ND	1.9	0.93	ng/l	
72629-94-8	Perfluorotridecanoic acid	ND	1.9	0.93	ng/l	
376-06-7	Perfluorotetradecanoic acid	ND	1.9	0.93	ng/l	
PERFLUOROALKYLSULFONIC ACIDS						
375-73-5	Perfluorobutanesulfonic acid	2.1	1.9	0.93	ng/l	
355-46-4	Perfluorohexanesulfonic acid	1.1	1.9	0.93	ng/l	J
375-92-8	Perfluoroheptanesulfonic acid	ND	1.9	0.93	ng/l	
1763-23-1	Perfluorooctanesulfonic acid	29.6	1.9	0.93	ng/l	
335-77-3	Perfluorodecanesulfonic acid	ND	1.9	0.93	ng/l	
PERFLUOROOCTANESULFONAMIDES						
754-91-6	PFOSA	ND [c]	19	9.3	ng/l	
PERFLUOROOCTANESULFONAMIDOACETIC ACIDS						
2355-31-9	MeFOSAA	ND	3.7	1.9	ng/l	
2991-50-6	EtFOSAA	ND	3.7	1.9	ng/l	
FLUOROTELOMER SULFONATES						
27619-97-2	6:2 Fluorotelomer sulfonate	ND	7.4	1.9	ng/l	
39108-34-4	8:2 Fluorotelomer sulfonate	ND	7.4	1.9	ng/l	

ND = Not detected MDL = Method Detection Limit
RL = Reporting Limit
E = Indicates value exceeds calibration range
J = Indicates an estimated value
B = Indicates analyte found in associated method blank
N = Indicates presumptive evidence of a compound

Report of Analysis

Client Sample ID:	TT-SB-27GW		
Lab Sample ID:	JD36297-3A	**Date Sampled:**	12/06/21
Matrix:	AQ - Ground Water	**Date Received:**	12/07/21
Method:	EPA 537M BY ID IN HOUSE	**Percent Solids:**	n/a
Project:	2nd Avenue and 33-39th Street, Brooklyn, NY		

PFAS List

CAS No.	ID Standard Recoveries	Run# 1	Run# 2	Limits
	13C4-PFBA	94%	81%	35-135%
	13C5-PFPeA	91%	79%	50-150%
	13C5-PFHxA	90%	80%	50-150%
	13C4-PFHpA	92%	80%	50-150%
	13C8-PFOA	95%	82%	50-150%
	13C9-PFNA	93%	82%	50-150%
	13C6-PFDA	99%	78%	50-150%
	13C7-PFUnDA	87%	71%	40-140%
	13C2-PFDoDA	73%	61%	40-140%
	13C2-PFTeDA	63%	50%	30-130%
	13C3-PFBS	92%	80%	50-150%
	13C3-PFHxS	95%	78%	50-150%
	13C8-PFOS	95%	80%	50-150%
	13C8-FOSA	29% [d]	34%	30-130%
	d3-MeFOSAA	110%	78%	40-140%
	d5-EtFOSAA	97%	68%	40-140%
	13C2-6:2FTS	100%	82%	50-150%
	13C2-8:2FTS	97%	67%	50-150%

(a) Analysis performed at SGS Orlando, FL.
(b) Dilution required due to matrix interference (ID recovery standard failure). Analysis performed at SGS Orlando, FL.
(c) Result is from Run# 2
(d) Outside control limits.

ND = Not detected MDL = Method Detection Limit J = Indicates an estimated value
RL = Reporting Limit B = Indicates analyte found in associated method blank
E = Indicates value exceeds calibration range N = Indicates presumptive evidence of a compound

Report of Analysis

Client Sample ID:	TT-SB-20GW		
Lab Sample ID:	JD36297-4	**Date Sampled:**	12/06/21
Matrix:	AQ - Ground Water	**Date Received:**	12/07/21
Method:	SW846 8260D	**Percent Solids:**	n/a
Project:	2nd Avenue and 33-39th Street, Brooklyn, NY		

	File ID	DF	Analyzed	By	Prep Date	Prep Batch	Analytical Batch
Run #1	L335793.D	1	12/10/21 06:38	JS	n/a	n/a	VL10097
Run #2							

	Purge Volume
Run #1	5.0 ml
Run #2	

VOA TCL List

CAS No.	Compound	Result	RL	MDL	Units	Q
67-64-1	Acetone	ND	10	3.1	ug/l	
71-43-2	Benzene	ND	0.50	0.43	ug/l	
74-97-5	Bromochloromethane	ND	1.0	0.48	ug/l	
75-27-4	Bromodichloromethane	ND	1.0	0.45	ug/l	
75-25-2	Bromoform	ND	1.0	0.63	ug/l	
74-83-9	Bromomethane	ND	2.0	1.6	ug/l	
78-93-3	2-Butanone (MEK) [a]	ND	10	6.9	ug/l	
75-15-0	Carbon disulfide	ND	2.0	0.46	ug/l	
56-23-5	Carbon tetrachloride	ND	1.0	0.55	ug/l	
108-90-7	Chlorobenzene	ND	1.0	0.56	ug/l	
75-00-3	Chloroethane	ND	1.0	0.73	ug/l	
67-66-3	Chloroform	ND	1.0	0.50	ug/l	
74-87-3	Chloromethane	ND	1.0	0.76	ug/l	
110-82-7	Cyclohexane	ND	5.0	0.78	ug/l	
96-12-8	1,2-Dibromo-3-chloropropan [b]	ND	2.0	0.53	ug/l	
124-48-1	Dibromochloromethane	ND	1.0	0.56	ug/l	
106-93-4	1,2-Dibromoethane	ND	1.0	0.48	ug/l	
95-50-1	1,2-Dichlorobenzene	ND	1.0	0.53	ug/l	
541-73-1	1,3-Dichlorobenzene	ND	1.0	0.54	ug/l	
106-46-7	1,4-Dichlorobenzene	ND	1.0	0.51	ug/l	
75-71-8	Dichlorodifluoromethane	ND	2.0	0.56	ug/l	
75-34-3	1,1-Dichloroethane	ND	1.0	0.57	ug/l	
107-06-2	1,2-Dichloroethane	ND	1.0	0.60	ug/l	
75-35-4	1,1-Dichloroethene	ND	1.0	0.59	ug/l	
156-59-2	cis-1,2-Dichloroethene	ND	1.0	0.51	ug/l	
156-60-5	trans-1,2-Dichloroethene	ND	1.0	0.54	ug/l	
78-87-5	1,2-Dichloropropane	ND	1.0	0.51	ug/l	
10061-01-5	cis-1,3-Dichloropropene	ND	1.0	0.47	ug/l	
10061-02-6	trans-1,3-Dichloropropene	ND	1.0	0.43	ug/l	
100-41-4	Ethylbenzene	ND	1.0	0.60	ug/l	
76-13-1	Freon 113	ND	5.0	0.58	ug/l	
591-78-6	2-Hexanone	ND	5.0	2.0	ug/l	

ND = Not detected MDL = Method Detection Limit
RL = Reporting Limit
E = Indicates value exceeds calibration range

J = Indicates an estimated value
B = Indicates analyte found in associated method blank
N = Indicates presumptive evidence of a compound

Report of Analysis

Client Sample ID:	TT-SB-20GW		
Lab Sample ID:	JD36297-4	**Date Sampled:**	12/06/21
Matrix:	AQ - Ground Water	**Date Received:**	12/07/21
Method:	SW846 8260D	**Percent Solids:**	n/a
Project:	2nd Avenue and 33-39th Street, Brooklyn, NY		

VOA TCL List

CAS No.	Compound	Result	RL	MDL	Units	Q
98-82-8	Isopropylbenzene	ND	1.0	0.65	ug/l	
79-20-9	Methyl Acetate [a]	ND	5.0	0.80	ug/l	
108-87-2	Methylcyclohexane	ND	5.0	0.60	ug/l	
1634-04-4	Methyl Tert Butyl Ether	ND	1.0	0.51	ug/l	
108-10-1	4-Methyl-2-pentanone(MIBK)	ND	5.0	1.9	ug/l	
75-09-2	Methylene chloride	ND	2.0	1.0	ug/l	
100-42-5	Styrene	ND	1.0	0.49	ug/l	
79-34-5	1,1,2,2-Tetrachloroethane	ND	1.0	0.65	ug/l	
127-18-4	Tetrachloroethene	ND	1.0	0.90	ug/l	
108-88-3	Toluene	ND	1.0	0.53	ug/l	
87-61-6	1,2,3-Trichlorobenzene	ND	1.0	0.50	ug/l	
120-82-1	1,2,4-Trichlorobenzene	ND	1.0	0.50	ug/l	
71-55-6	1,1,1-Trichloroethane	ND	1.0	0.54	ug/l	
79-00-5	1,1,2-Trichloroethane	ND	1.0	0.53	ug/l	
79-01-6	Trichloroethene	ND	1.0	0.53	ug/l	
75-69-4	Trichlorofluoromethane	ND	2.0	0.40	ug/l	
75-01-4	Vinyl chloride	ND	1.0	0.79	ug/l	
	m,p-Xylene	ND	1.0	0.78	ug/l	
95-47-6	o-Xylene	ND	1.0	0.59	ug/l	
1330-20-7	Xylene (total)	ND	1.0	0.59	ug/l	

CAS No.	Surrogate Recoveries	Run# 1	Run# 2	Limits
1868-53-7	Dibromofluoromethane	107%		80-120%
17060-07-0	1,2-Dichloroethane-D4	101%		80-120%
2037-26-5	Toluene-D8	95%		80-120%
460-00-4	4-Bromofluorobenzene	104%		82-114%

CAS No.	Tentatively Identified Compounds	R.T.	Est. Conc.	Units	Q
	system artifact	1.57	50	ug/l	J
	Total TIC, Volatile		0	ug/l	

(a) Associated CCV outside of control limits high, sample was ND.
(b) Associated CCV outside of control limits high, sample was ND. This compound in blank spike is outside in house QC limits bias high.

ND = Not detected MDL = Method Detection Limit
RL = Reporting Limit
E = Indicates value exceeds calibration range

J = Indicates an estimated value
B = Indicates analyte found in associated method blank
N = Indicates presumptive evidence of a compound

Report of Analysis

Client Sample ID:	TT-SB-20GW		
Lab Sample ID:	JD36297-4	**Date Sampled:**	12/06/21
Matrix:	AQ - Ground Water	**Date Received:**	12/07/21
Method:	SW846 8270E SW846 3510C	**Percent Solids:**	n/a
Project:	2nd Avenue and 33-39th Street, Brooklyn, NY		

	File ID	DF	Analyzed	By	Prep Date	Prep Batch	Analytical Batch
Run #1 [a]	P146517.D	1	12/12/21 17:48	KLS	12/10/21 10:28	OP37019	EP6750
Run #2 [b]	P146665.D	1	12/18/21 09:47	CS	12/17/21 13:20	OP37190	EP6759

	Initial Volume	Final Volume
Run #1	980 ml	1.0 ml
Run #2	980 ml	1.0 ml

ABN TCL List (SOM0 2.0)

CAS No.	Compound	Result	RL	MDL	Units	Q
95-57-8	2-Chlorophenol	ND	5.1	0.84	ug/l	
59-50-7	4-Chloro-3-methyl phenol	ND	5.1	0.91	ug/l	
120-83-2	2,4-Dichlorophenol	ND	2.0	1.3	ug/l	
105-67-9	2,4-Dimethylphenol	ND	5.1	2.5	ug/l	
51-28-5	2,4-Dinitrophenol	ND	5.1	1.6	ug/l	
534-52-1	4,6-Dinitro-o-cresol	ND	5.1	1.3	ug/l	
95-48-7	2-Methylphenol	ND	2.0	0.91	ug/l	
	3&4-Methylphenol	ND	2.0	0.90	ug/l	
88-75-5	2-Nitrophenol	ND	5.1	0.98	ug/l	
100-02-7	4-Nitrophenol	ND	10	1.2	ug/l	
87-86-5	Pentachlorophenol	ND	4.1	1.4	ug/l	
108-95-2	Phenol	ND	2.0	0.40	ug/l	
58-90-2	2,3,4,6-Tetrachlorophenol	ND	5.1	1.5	ug/l	
95-95-4	2,4,5-Trichlorophenol	ND	5.1	1.4	ug/l	
88-06-2	2,4,6-Trichlorophenol	ND	5.1	0.94	ug/l	
83-32-9	Acenaphthene	ND	1.0	0.19	ug/l	
208-96-8	Acenaphthylene	ND	1.0	0.14	ug/l	
98-86-2	Acetophenone	ND	2.0	0.21	ug/l	
120-12-7	Anthracene	ND	1.0	0.22	ug/l	
1912-24-9	Atrazine	ND	2.0	0.46	ug/l	
100-52-7	Benzaldehyde	ND	5.1	0.29	ug/l	
56-55-3	Benzo(a)anthracene	ND	1.0	0.21	ug/l	
50-32-8	Benzo(a)pyrene	ND	1.0	0.22	ug/l	
205-99-2	Benzo(b)fluoranthene	ND	1.0	0.21	ug/l	
191-24-2	Benzo(g,h,i)perylene	ND	1.0	0.35	ug/l	
207-08-9	Benzo(k)fluoranthene	ND	1.0	0.21	ug/l	
101-55-3	4-Bromophenyl phenyl ether	ND	2.0	0.41	ug/l	
85-68-7	Butyl benzyl phthalate	ND	2.0	0.47	ug/l	
92-52-4	1,1'-Biphenyl	ND	1.0	0.22	ug/l	
91-58-7	2-Chloronaphthalene	ND	2.0	0.24	ug/l	
106-47-8	4-Chloroaniline	ND	5.1	0.35	ug/l	
86-74-8	Carbazole	ND	1.0	0.23	ug/l	

ND = Not detected MDL = Method Detection Limit
RL = Reporting Limit
E = Indicates value exceeds calibration range

J = Indicates an estimated value
B = Indicates analyte found in associated method blank
N = Indicates presumptive evidence of a compound

Report of Analysis

Client Sample ID:	TT-SB-20GW		
Lab Sample ID:	JD36297-4	**Date Sampled:**	12/06/21
Matrix:	AQ - Ground Water	**Date Received:**	12/07/21
Method:	SW846 8270E SW846 3510C	**Percent Solids:**	n/a
Project:	2nd Avenue and 33-39th Street, Brooklyn, NY		

ABN TCL List (SOM0 2.0)

CAS No.	Compound	Result	RL	MDL	Units	Q
105-60-2	Caprolactam	ND	2.0	0.66	ug/l	
218-01-9	Chrysene	ND	1.0	0.18	ug/l	
111-91-1	bis(2-Chloroethoxy)methane	ND	2.0	0.28	ug/l	
111-44-4	bis(2-Chloroethyl)ether	ND	2.0	0.25	ug/l	
108-60-1	2,2'-Oxybis(1-chloropropane)	ND	2.0	0.41	ug/l	
7005-72-3	4-Chlorophenyl phenyl ether	ND	2.0	0.37	ug/l	
121-14-2	2,4-Dinitrotoluene	ND	1.0	0.56	ug/l	
606-20-2	2,6-Dinitrotoluene	ND	1.0	0.49	ug/l	
91-94-1	3,3'-Dichlorobenzidine	ND	2.0	0.52	ug/l	
123-91-1	1,4-Dioxane	ND	1.0	0.67	ug/l	
53-70-3	Dibenzo(a,h)anthracene	ND	1.0	0.34	ug/l	
132-64-9	Dibenzofuran	ND	5.1	0.22	ug/l	
84-74-2	Di-n-butyl phthalate	ND	2.0	0.51	ug/l	
117-84-0	Di-n-octyl phthalate	ND	2.0	0.24	ug/l	
84-66-2	Diethyl phthalate	ND	2.0	0.27	ug/l	
131-11-3	Dimethyl phthalate	ND	2.0	0.22	ug/l	
117-81-7	bis(2-Ethylhexyl)phthalate	ND	2.0	1.7	ug/l	
206-44-0	Fluoranthene	ND	1.0	0.17	ug/l	
86-73-7	Fluorene	ND	1.0	0.17	ug/l	
118-74-1	Hexachlorobenzene	ND	1.0	0.33	ug/l	
87-68-3	Hexachlorobutadiene	ND	1.0	0.50	ug/l	
77-47-4	Hexachlorocyclopentadiene	ND	10	2.8	ug/l	
67-72-1	Hexachloroethane	ND	2.0	0.40	ug/l	
193-39-5	Indeno(1,2,3-cd)pyrene	ND	1.0	0.34	ug/l	
78-59-1	Isophorone	ND	2.0	0.28	ug/l	
91-57-6	2-Methylnaphthalene	ND	1.0	0.21	ug/l	
88-74-4	2-Nitroaniline	ND	5.1	0.28	ug/l	
99-09-2	3-Nitroaniline	ND	5.1	0.39	ug/l	
100-01-6	4-Nitroaniline	ND	5.1	0.45	ug/l	
91-20-3	Naphthalene	ND	1.0	0.24	ug/l	
98-95-3	Nitrobenzene	ND	2.0	0.66	ug/l	
621-64-7	N-Nitroso-di-n-propylamine	ND	2.0	0.49	ug/l	
86-30-6	N-Nitrosodiphenylamine	ND	5.1	0.23	ug/l	
85-01-8	Phenanthrene	ND	1.0	0.18	ug/l	
129-00-0	Pyrene	ND	1.0	0.22	ug/l	
95-94-3	1,2,4,5-Tetrachlorobenzene	ND	2.0	0.38	ug/l	

CAS No.	Surrogate Recoveries	Run# 1	Run# 2	Limits
367-12-4	2-Fluorophenol	17%	38%	10-90%

ND = Not detected MDL = Method Detection Limit
RL = Reporting Limit
E = Indicates value exceeds calibration range

J = Indicates an estimated value
B = Indicates analyte found in associated method blank
N = Indicates presumptive evidence of a compound

Report of Analysis

Client Sample ID:	TT-SB-20GW		
Lab Sample ID:	JD36297-4	**Date Sampled:**	12/06/21
Matrix:	AQ - Ground Water	**Date Received:**	12/07/21
Method:	SW846 8270E SW846 3510C	**Percent Solids:**	n/a
Project:	2nd Avenue and 33-39th Street, Brooklyn, NY		

ABN TCL List (SOM0 2.0)

CAS No.	Surrogate Recoveries	Run# 1	Run# 2	Limits
4165-62-2	Phenol-d5	13%	24%	10-101%
118-79-6	2,4,6-Tribromophenol	48%	92%	23-155%
4165-60-0	Nitrobenzene-d5	50%	78%	25-141%
321-60-8	2-Fluorobiphenyl	53%	83%	35-126%
1718-51-0	Terphenyl-d14	24%	64%	15-139%

CAS No.	Tentatively Identified Compounds	R.T.	Est. Conc.	Units	Q
	Total TIC, Semi-Volatile		0	ug/l	

(a) There are compounds in BS were outside in house QC limits. The results confirmed by reextraction outside the holding time.
(b) Sample extracted outside the holding time. Confirmation run.

ND = Not detected MDL = Method Detection Limit
RL = Reporting Limit
E = Indicates value exceeds calibration range

J = Indicates an estimated value
B = Indicates analyte found in associated method blank
N = Indicates presumptive evidence of a compound

Report of Analysis

Client Sample ID:	TT-SB-20GW		
Lab Sample ID:	JD36297-4	**Date Sampled:**	12/06/21
Matrix:	AQ - Ground Water	**Date Received:**	12/07/21
Method:	SW846 8270E BY SIM SW846 3510C	**Percent Solids:**	n/a
Project:	2nd Avenue and 33-39th Street, Brooklyn, NY		

	File ID	DF	Analyzed	By	Prep Date	Prep Batch	Analytical Batch
Run #1	4M105103.D	1	12/14/21 19:15	KLS	12/10/21 10:28	OP37019A	E4M4885
Run #2							

	Initial Volume	Final Volume
Run #1	980 ml	1.0 ml
Run #2		

CAS No.	Compound	Result	RL	MDL	Units	Q
123-91-1	1,4-Dioxane	ND	0.10	0.051	ug/l	

CAS No.	Surrogate Recoveries	Run# 1	Run# 2	Limits
4165-60-0	Nitrobenzene-d5	78%		21-121%
321-60-8	2-Fluorobiphenyl	79%		27-107%
1718-51-0	Terphenyl-d14	33%		25-118%

ND = Not detected MDL = Method Detection Limit
RL = Reporting Limit
E = Indicates value exceeds calibration range

J = Indicates an estimated value
B = Indicates analyte found in associated method blank
N = Indicates presumptive evidence of a compound

Report of Analysis

Client Sample ID:	TT-SB-20GW		
Lab Sample ID:	JD36297-4	**Date Sampled:**	12/06/21
Matrix:	AQ - Ground Water	**Date Received:**	12/07/21
Method:	SW846 8151A SW846 3510C	**Percent Solids:**	n/a
Project:	2nd Avenue and 33-39th Street, Brooklyn, NY		

	File ID	DF	Analyzed	By	Prep Date	Prep Batch	Analytical Batch
Run #1	OA155599.D	1	12/16/21 07:08	CP	12/10/21 20:45	OP37027	GOA5503
Run #2							

	Initial Volume	Final Volume
Run #1	250 ml	2.0 ml
Run #2		

Herbicide List

CAS No.	Compound	Result	RL	MDL	Units	Q
94-75-7	2,4-D	ND	0.40	0.080	ug/l	
93-72-1	2,4,5-TP (Silvex)	ND	0.080	0.050	ug/l	
93-76-5	2,4,5-T	ND	0.080	0.015	ug/l	

CAS No.	Surrogate Recoveries	Run# 1	Run# 2	Limits
19719-28-9	2,4-DCAA	94%		10-200%
19719-28-9	2,4-DCAA	96%		10-200%

ND = Not detected MDL = Method Detection Limit
RL = Reporting Limit
E = Indicates value exceeds calibration range

J = Indicates an estimated value
B = Indicates analyte found in associated method blank
N = Indicates presumptive evidence of a compound

Report of Analysis

Client Sample ID:	TT-SB-20GW		
Lab Sample ID:	JD36297-4	**Date Sampled:**	12/06/21
Matrix:	AQ - Ground Water	**Date Received:**	12/07/21
Method:	SW846 8081B SW846 3510C	**Percent Solids:**	n/a
Project:	2nd Avenue and 33-39th Street, Brooklyn, NY		

	File ID	DF	Analyzed	By	Prep Date	Prep Batch	Analytical Batch
Run #1	6G81143.D	1	12/13/21 22:28	TL	12/09/21 16:45	OP37028	G6G2869
Run #2							

	Initial Volume	Final Volume
Run #1	245 ml	2.0 ml
Run #2		

Pesticide TCL List

CAS No.	Compound	Result	RL	MDL	Units	Q
309-00-2	Aldrin	ND	0.0082	0.0042	ug/l	
319-84-6	alpha-BHC	ND	0.0082	0.0042	ug/l	
319-85-7	beta-BHC	ND	0.0082	0.0065	ug/l	
319-86-8	delta-BHC	ND	0.0082	0.0054	ug/l	
58-89-9	gamma-BHC (Lindane)	ND	0.0082	0.0049	ug/l	
5103-71-9	alpha-Chlordane	ND	0.0082	0.0040	ug/l	
5103-74-2	gamma-Chlordane	ND	0.0082	0.0035	ug/l	
60-57-1	Dieldrin	ND	0.0082	0.0063	ug/l	
72-54-8	4,4'-DDD	ND	0.0082	0.0047	ug/l	
72-55-9	4,4'-DDE	ND	0.0082	0.0041	ug/l	
50-29-3	4,4'-DDT	ND	0.0082	0.0056	ug/l	
72-20-8	Endrin	ND	0.0082	0.0049	ug/l	
1031-07-8	Endosulfan sulfate	ND	0.0082	0.0044	ug/l	
7421-93-4	Endrin aldehyde	ND	0.0082	0.0055	ug/l	
53494-70-5	Endrin ketone	ND	0.0082	0.0051	ug/l	
959-98-8	Endosulfan-I	ND	0.0082	0.0043	ug/l	
33213-65-9	Endosulfan-II	ND	0.0082	0.0040	ug/l	
76-44-8	Heptachlor	ND	0.0082	0.0037	ug/l	
1024-57-3	Heptachlor epoxide	ND	0.0082	0.0049	ug/l	
72-43-5	Methoxychlor	ND	0.016	0.0055	ug/l	
8001-35-2	Toxaphene	ND	0.20	0.13	ug/l	

CAS No.	Surrogate Recoveries	Run# 1	Run# 2	Limits
877-09-8	Tetrachloro-m-xylene	90%		10-190%
877-09-8	Tetrachloro-m-xylene	81%		10-190%
2051-24-3	Decachlorobiphenyl	22%		10-156%
2051-24-3	Decachlorobiphenyl	30%		10-156%

ND = Not detected MDL = Method Detection Limit
RL = Reporting Limit
E = Indicates value exceeds calibration range

J = Indicates an estimated value
B = Indicates analyte found in associated method blank
N = Indicates presumptive evidence of a compound

Report of Analysis

Client Sample ID:	TT-SB-20GW		
Lab Sample ID:	JD36297-4	**Date Sampled:**	12/06/21
Matrix:	AQ - Ground Water	**Date Received:**	12/07/21
Method:	SW846 8082A SW846 3510C	**Percent Solids:**	n/a
Project:	2nd Avenue and 33-39th Street, Brooklyn, NY		

	File ID	DF	Analyzed	By	Prep Date	Prep Batch	Analytical Batch
Run #1	XX2475664.D	1	12/13/21 08:38	TL	12/09/21 16:45	OP37029	GXX7681
Run #2							

	Initial Volume	Final Volume
Run #1	245 ml	2.0 ml
Run #2		

PCB List

CAS No.	Compound	Result	RL	MDL	Units	Q
12674-11-2	Aroclor 1016	ND	0.41	0.16	ug/l	
11104-28-2	Aroclor 1221	ND	0.41	0.34	ug/l	
11141-16-5	Aroclor 1232	ND	0.41	0.21	ug/l	
53469-21-9	Aroclor 1242	ND	0.41	0.19	ug/l	
12672-29-6	Aroclor 1248	ND	0.41	0.10	ug/l	
11097-69-1	Aroclor 1254	ND	0.41	0.34	ug/l	
11096-82-5	Aroclor 1260	ND	0.41	0.12	ug/l	
11100-14-4	Aroclor 1268	ND	0.41	0.14	ug/l	
37324-23-5	Aroclor 1262	ND	0.41	0.16	ug/l	

CAS No.	Surrogate Recoveries	Run# 1	Run# 2	Limits
877-09-8	Tetrachloro-m-xylene	69%		10-174%
877-09-8	Tetrachloro-m-xylene	66%		10-174%
2051-24-3	Decachlorobiphenyl	26%		10-151%
2051-24-3	Decachlorobiphenyl	23%		10-151%

ND = Not detected MDL = Method Detection Limit
RL = Reporting Limit
E = Indicates value exceeds calibration range

J = Indicates an estimated value
B = Indicates analyte found in associated method blank
N = Indicates presumptive evidence of a compound

Report of Analysis

Client Sample ID:	TT-SB-20GW		
Lab Sample ID:	JD36297-4	**Date Sampled:**	12/06/21
Matrix:	AQ - Ground Water	**Date Received:**	12/07/21
		Percent Solids:	n/a
Project:	2nd Avenue and 33-39th Street, Brooklyn, NY		

Total Metals Analysis

Analyte	Result	RL	Units	DF	Prep	Analyzed	By	Method	Prep Method
Aluminum	25600	200	ug/l	1	12/10/21	12/15/21	ND	SW846 6010D [2]	SW846 3010A [4]
Antimony	6.2	6.0	ug/l	1	12/10/21	12/15/21	ND	SW846 6010D [2]	SW846 3010A [4]
Arsenic	25.2	3.0	ug/l	1	12/10/21	12/15/21	ND	SW846 6010D [2]	SW846 3010A [4]
Barium	474	200	ug/l	1	12/10/21	12/15/21	ND	SW846 6010D [2]	SW846 3010A [4]
Beryllium	2.2	1.0	ug/l	1	12/10/21	12/15/21	ND	SW846 6010D [2]	SW846 3010A [4]
Cadmium	6.2	3.0	ug/l	1	12/10/21	12/15/21	ND	SW846 6010D [2]	SW846 3010A [4]
Calcium	72600	5000	ug/l	1	12/10/21	12/15/21	ND	SW846 6010D [2]	SW846 3010A [4]
Chromium	56.0	10	ug/l	1	12/10/21	12/15/21	ND	SW846 6010D [2]	SW846 3010A [4]
Cobalt	< 50	50	ug/l	1	12/10/21	12/15/21	ND	SW846 6010D [2]	SW846 3010A [4]
Copper	93.0	10	ug/l	1	12/10/21	12/15/21	ND	SW846 6010D [2]	SW846 3010A [4]
Iron	42500	100	ug/l	1	12/10/21	12/15/21	ND	SW846 6010D [2]	SW846 3010A [4]
Lead	253	15	ug/l	5	12/10/21	12/16/21	ND	SW846 6010D [3]	SW846 3010A [4]
Magnesium	25000	5000	ug/l	1	12/10/21	12/15/21	ND	SW846 6010D [2]	SW846 3010A [4]
Manganese	4550	15	ug/l	1	12/10/21	12/15/21	ND	SW846 6010D [2]	SW846 3010A [4]
Mercury	< 0.60	0.60	ug/l	1	12/10/21	12/10/21	SB	SW846 7470A [1]	SW846 7470A [5]
Nickel	85.2	10	ug/l	1	12/10/21	12/15/21	ND	SW846 6010D [2]	SW846 3010A [4]
Potassium	16700	10000	ug/l	1	12/10/21	12/15/21	ND	SW846 6010D [2]	SW846 3010A [4]
Selenium	< 10	10	ug/l	1	12/10/21	12/15/21	ND	SW846 6010D [2]	SW846 3010A [4]
Silver	< 10	10	ug/l	1	12/10/21	12/15/21	ND	SW846 6010D [2]	SW846 3010A [4]
Sodium	88100	10000	ug/l	1	12/10/21	12/15/21	ND	SW846 6010D [2]	SW846 3010A [4]
Thallium	< 10	10	ug/l	1	12/10/21	12/15/21	ND	SW846 6010D [2]	SW846 3010A [4]
Vanadium	77.9	50	ug/l	1	12/10/21	12/15/21	ND	SW846 6010D [2]	SW846 3010A [4]
Zinc	416	20	ug/l	1	12/10/21	12/15/21	ND	SW846 6010D [2]	SW846 3010A [4]

(1) Instrument QC Batch: MA51573
(2) Instrument QC Batch: MA51610
(3) Instrument QC Batch: MA51617
(4) Prep QC Batch: MP30296
(5) Prep QC Batch: MP30309

RL = Reporting Limit

Report of Analysis

Client Sample ID:	TT-SB-20GW		
Lab Sample ID:	JD36297-4A	**Date Sampled:**	12/06/21
Matrix:	AQ - Ground Water	**Date Received:**	12/07/21
Method:	EPA 537M BY ID IN HOUSE	**Percent Solids:**	n/a
Project:	2nd Avenue and 33-39th Street, Brooklyn, NY		

	File ID	DF	Analyzed	By	Prep Date	Prep Batch	Analytical Batch
Run #1 [a]	2Q82365.D	1	12/28/21 05:14	AFL	12/20/21 09:00	F:OP88921	F:S2Q1164
Run #2							

	Initial Volume	Final Volume
Run #1	270 ml	1.0 ml
Run #2		

PFAS List

CAS No.	Compound	Result	RL	MDL	Units	Q
PERFLUOROALKYLCARBOXYLIC ACIDS						
375-22-4	Perfluorobutanoic acid	3.7	3.7	1.9	ng/l	
2706-90-3	Perfluoropentanoic acid	ND	1.9	0.93	ng/l	
307-24-4	Perfluorohexanoic acid	ND	1.9	0.93	ng/l	
375-85-9	Perfluoroheptanoic acid	1.7	1.9	0.93	ng/l	J
335-67-1	Perfluorooctanoic acid	12.9	1.9	0.93	ng/l	
375-95-1	Perfluorononanoic acid	2.8	1.9	0.93	ng/l	
335-76-2	Perfluorodecanoic acid	ND	1.9	0.93	ng/l	
2058-94-8	Perfluoroundecanoic acid	ND	1.9	0.93	ng/l	
307-55-1	Perfluorododecanoic acid	ND	1.9	0.93	ng/l	
72629-94-8	Perfluorotridecanoic acid	ND	1.9	0.93	ng/l	
376-06-7	Perfluorotetradecanoic acid	ND	1.9	0.93	ng/l	
PERFLUOROALKYLSULFONIC ACIDS						
375-73-5	Perfluorobutanesulfonic acid	1.0	1.9	0.93	ng/l	J
355-46-4	Perfluorohexanesulfonic acid	ND	1.9	0.93	ng/l	
375-92-8	Perfluoroheptanesulfonic acid	ND	1.9	0.93	ng/l	
1763-23-1	Perfluorooctanesulfonic acid	8.9	1.9	0.93	ng/l	
335-77-3	Perfluorodecanesulfonic acid	ND	1.9	0.93	ng/l	
PERFLUOROOCTANESULFONAMIDES						
754-91-6	PFOSA	ND	3.7	1.9	ng/l	
PERFLUOROOCTANESULFONAMIDOACETIC ACIDS						
2355-31-9	MeFOSAA	ND	3.7	1.9	ng/l	
2991-50-6	EtFOSAA	ND	3.7	1.9	ng/l	
FLUOROTELOMER SULFONATES						
27619-97-2	6:2 Fluorotelomer sulfonate	ND	7.4	1.9	ng/l	
39108-34-4	8:2 Fluorotelomer sulfonate	ND	7.4	1.9	ng/l	

ND = Not detected MDL = Method Detection Limit J = Indicates an estimated value
RL = Reporting Limit B = Indicates analyte found in associated method blank
E = Indicates value exceeds calibration range N = Indicates presumptive evidence of a compound

Report of Analysis

Client Sample ID:	TT-SB-20GW		
Lab Sample ID:	JD36297-4A	**Date Sampled:**	12/06/21
Matrix:	AQ - Ground Water	**Date Received:**	12/07/21
Method:	EPA 537M BY ID IN HOUSE	**Percent Solids:**	n/a
Project:	2nd Avenue and 33-39th Street, Brooklyn, NY		

PFAS List

CAS No.	ID Standard Recoveries	Run# 1	Run# 2	Limits
	13C4-PFBA	95%		35-135%
	13C5-PFPeA	90%		50-150%
	13C5-PFHxA	89%		50-150%
	13C4-PFHpA	91%		50-150%
	13C8-PFOA	97%		50-150%
	13C9-PFNA	97%		50-150%
	13C6-PFDA	104%		50-150%
	13C7-PFUnDA	96%		40-140%
	13C2-PFDoDA	78%		40-140%
	13C2-PFTeDA	49%		30-130%
	13C3-PFBS	96%		50-150%
	13C3-PFHxS	98%		50-150%
	13C8-PFOS	95%		50-150%
	13C8-FOSA	40%		30-130%
	d3-MeFOSAA	110%		40-140%
	d5-EtFOSAA	111%		40-140%
	13C2-6:2FTS	104%		50-150%
	13C2-8:2FTS	102%		50-150%

(a) Analysis performed at SGS Orlando, FL.

ND = Not detected MDL = Method Detection Limit
RL = Reporting Limit
E = Indicates value exceeds calibration range

J = Indicates an estimated value
B = Indicates analyte found in associated method blank
N = Indicates presumptive evidence of a compound

Report of Analysis

Client Sample ID:	TT-SB-22GW		
Lab Sample ID:	JD36297-5	**Date Sampled:**	12/06/21
Matrix:	AQ - Ground Water	**Date Received:**	12/07/21
Method:	SW846 8260D	**Percent Solids:**	n/a
Project:	2nd Avenue and 33-39th Street, Brooklyn, NY		

	File ID	DF	Analyzed	By	Prep Date	Prep Batch	Analytical Batch
Run #1	L335794.D	1	12/10/21 06:59	JS	n/a	n/a	VL10097
Run #2							

	Purge Volume
Run #1	5.0 ml
Run #2	

VOA TCL List

CAS No.	Compound	Result	RL	MDL	Units	Q
67-64-1	Acetone	16.6	10	3.1	ug/l	
71-43-2	Benzene	ND	0.50	0.43	ug/l	
74-97-5	Bromochloromethane	ND	1.0	0.48	ug/l	
75-27-4	Bromodichloromethane	ND	1.0	0.45	ug/l	
75-25-2	Bromoform	ND	1.0	0.63	ug/l	
74-83-9	Bromomethane	ND	2.0	1.6	ug/l	
78-93-3	2-Butanone (MEK) [a]	ND	10	6.9	ug/l	
75-15-0	Carbon disulfide	ND	2.0	0.46	ug/l	
56-23-5	Carbon tetrachloride	ND	1.0	0.55	ug/l	
108-90-7	Chlorobenzene	ND	1.0	0.56	ug/l	
75-00-3	Chloroethane	ND	1.0	0.73	ug/l	
67-66-3	Chloroform	ND	1.0	0.50	ug/l	
74-87-3	Chloromethane	ND	1.0	0.76	ug/l	
110-82-7	Cyclohexane	ND	5.0	0.78	ug/l	
96-12-8	1,2-Dibromo-3-chloropropan [b]	ND	2.0	0.53	ug/l	
124-48-1	Dibromochloromethane	ND	1.0	0.56	ug/l	
106-93-4	1,2-Dibromoethane	ND	1.0	0.48	ug/l	
95-50-1	1,2-Dichlorobenzene	ND	1.0	0.53	ug/l	
541-73-1	1,3-Dichlorobenzene	ND	1.0	0.54	ug/l	
106-46-7	1,4-Dichlorobenzene	ND	1.0	0.51	ug/l	
75-71-8	Dichlorodifluoromethane	ND	2.0	0.56	ug/l	
75-34-3	1,1-Dichloroethane	ND	1.0	0.57	ug/l	
107-06-2	1,2-Dichloroethane	ND	1.0	0.60	ug/l	
75-35-4	1,1-Dichloroethene	ND	1.0	0.59	ug/l	
156-59-2	cis-1,2-Dichloroethene	ND	1.0	0.51	ug/l	
156-60-5	trans-1,2-Dichloroethene	ND	1.0	0.54	ug/l	
78-87-5	1,2-Dichloropropane	ND	1.0	0.51	ug/l	
10061-01-5	cis-1,3-Dichloropropene	ND	1.0	0.47	ug/l	
10061-02-6	trans-1,3-Dichloropropene	ND	1.0	0.43	ug/l	
100-41-4	Ethylbenzene	ND	1.0	0.60	ug/l	
76-13-1	Freon 113	ND	5.0	0.58	ug/l	
591-78-6	2-Hexanone	ND	5.0	2.0	ug/l	

ND = Not detected MDL = Method Detection Limit
RL = Reporting Limit
E = Indicates value exceeds calibration range

J = Indicates an estimated value
B = Indicates analyte found in associated method blank
N = Indicates presumptive evidence of a compound

Report of Analysis

Client Sample ID:	TT-SB-22GW		
Lab Sample ID:	JD36297-5	**Date Sampled:**	12/06/21
Matrix:	AQ - Ground Water	**Date Received:**	12/07/21
Method:	SW846 8260D	**Percent Solids:**	n/a
Project:	2nd Avenue and 33-39th Street, Brooklyn, NY		

VOA TCL List

CAS No.	Compound	Result	RL	MDL	Units	Q
98-82-8	Isopropylbenzene	ND	1.0	0.65	ug/l	
79-20-9	Methyl Acetate [a]	ND	5.0	0.80	ug/l	
108-87-2	Methylcyclohexane	ND	5.0	0.60	ug/l	
1634-04-4	Methyl Tert Butyl Ether	ND	1.0	0.51	ug/l	
108-10-1	4-Methyl-2-pentanone(MIBK)	ND	5.0	1.9	ug/l	
75-09-2	Methylene chloride	ND	2.0	1.0	ug/l	
100-42-5	Styrene	ND	1.0	0.49	ug/l	
79-34-5	1,1,2,2-Tetrachloroethane	ND	1.0	0.65	ug/l	
127-18-4	Tetrachloroethene	ND	1.0	0.90	ug/l	
108-88-3	Toluene	ND	1.0	0.53	ug/l	
87-61-6	1,2,3-Trichlorobenzene	ND	1.0	0.50	ug/l	
120-82-1	1,2,4-Trichlorobenzene	ND	1.0	0.50	ug/l	
71-55-6	1,1,1-Trichloroethane	ND	1.0	0.54	ug/l	
79-00-5	1,1,2-Trichloroethane	ND	1.0	0.53	ug/l	
79-01-6	Trichloroethene	ND	1.0	0.53	ug/l	
75-69-4	Trichlorofluoromethane	ND	2.0	0.40	ug/l	
75-01-4	Vinyl chloride	ND	1.0	0.79	ug/l	
	m,p-Xylene	ND	1.0	0.78	ug/l	
95-47-6	o-Xylene	ND	1.0	0.59	ug/l	
1330-20-7	Xylene (total)	ND	1.0	0.59	ug/l	

CAS No.	Surrogate Recoveries	Run# 1	Run# 2	Limits
1868-53-7	Dibromofluoromethane	106%		80-120%
17060-07-0	1,2-Dichloroethane-D4	102%		80-120%
2037-26-5	Toluene-D8	95%		80-120%
460-00-4	4-Bromofluorobenzene	99%		82-114%

CAS No.	Tentatively Identified Compounds	R.T.	Est. Conc.	Units	Q
	system artifact	1.56	12	ug/l	J
	Total TIC, Volatile		0	ug/l	

(a) Associated CCV outside of control limits high, sample was ND.
(b) Associated CCV outside of control limits high, sample was ND. This compound in blank spike is outside in house QC limits bias high.

ND = Not detected MDL = Method Detection Limit
RL = Reporting Limit
E = Indicates value exceeds calibration range

J = Indicates an estimated value
B = Indicates analyte found in associated method blank
N = Indicates presumptive evidence of a compound

Report of Analysis

Client Sample ID:	TT-SB-22GW		
Lab Sample ID:	JD36297-5	**Date Sampled:**	12/06/21
Matrix:	AQ - Ground Water	**Date Received:**	12/07/21
Method:	SW846 8270E SW846 3510C	**Percent Solids:**	n/a
Project:	2nd Avenue and 33-39th Street, Brooklyn, NY		

	File ID	DF	Analyzed	By	Prep Date	Prep Batch	Analytical Batch
Run #1 [a]	P146522.D	1	12/12/21 19:56	KLS	12/10/21 10:28	OP37019	EP6750
Run #2 [b]	P146666.D	1	12/18/21 10:12	CS	12/17/21 13:20	OP37190	EP6759

	Initial Volume	Final Volume
Run #1	980 ml	1.0 ml
Run #2	970 ml	1.0 ml

ABN TCL List (SOM0 2.0)

CAS No.	Compound	Result	RL	MDL	Units	Q
95-57-8	2-Chlorophenol	ND	5.1	0.84	ug/l	
59-50-7	4-Chloro-3-methyl phenol	ND	5.1	0.91	ug/l	
120-83-2	2,4-Dichlorophenol	ND	2.0	1.3	ug/l	
105-67-9	2,4-Dimethylphenol	ND	5.1	2.5	ug/l	
51-28-5	2,4-Dinitrophenol	ND	5.1	1.6	ug/l	
534-52-1	4,6-Dinitro-o-cresol	ND	5.1	1.3	ug/l	
95-48-7	2-Methylphenol	ND	2.0	0.91	ug/l	
	3&4-Methylphenol	ND	2.0	0.90	ug/l	
88-75-5	2-Nitrophenol	ND	5.1	0.98	ug/l	
100-02-7	4-Nitrophenol	ND	10	1.2	ug/l	
87-86-5	Pentachlorophenol	ND	4.1	1.4	ug/l	
108-95-2	Phenol	ND	2.0	0.40	ug/l	
58-90-2	2,3,4,6-Tetrachlorophenol	ND	5.1	1.5	ug/l	
95-95-4	2,4,5-Trichlorophenol	ND	5.1	1.4	ug/l	
88-06-2	2,4,6-Trichlorophenol	ND	5.1	0.94	ug/l	
83-32-9	Acenaphthene	ND	1.0	0.19	ug/l	
208-96-8	Acenaphthylene	ND	1.0	0.14	ug/l	
98-86-2	Acetophenone	ND	2.0	0.21	ug/l	
120-12-7	Anthracene	ND	1.0	0.22	ug/l	
1912-24-9	Atrazine	ND	2.0	0.46	ug/l	
100-52-7	Benzaldehyde	ND	5.1	0.29	ug/l	
56-55-3	Benzo(a)anthracene	ND	1.0	0.21	ug/l	
50-32-8	Benzo(a)pyrene	0.68	1.0	0.22	ug/l	J
205-99-2	Benzo(b)fluoranthene	ND	1.0	0.21	ug/l	
191-24-2	Benzo(g,h,i)perylene	ND	1.0	0.35	ug/l	
207-08-9	Benzo(k)fluoranthene	ND	1.0	0.21	ug/l	
101-55-3	4-Bromophenyl phenyl ether	ND	2.0	0.41	ug/l	
85-68-7	Butyl benzyl phthalate	ND	2.0	0.47	ug/l	
92-52-4	1,1'-Biphenyl	ND	1.0	0.22	ug/l	
91-58-7	2-Chloronaphthalene	ND	2.0	0.24	ug/l	
106-47-8	4-Chloroaniline	ND	5.1	0.35	ug/l	
86-74-8	Carbazole	ND	1.0	0.23	ug/l	

ND = Not detected MDL = Method Detection Limit
RL = Reporting Limit
E = Indicates value exceeds calibration range

J = Indicates an estimated value
B = Indicates analyte found in associated method blank
N = Indicates presumptive evidence of a compound

Report of Analysis

Client Sample ID:	TT-SB-22GW		
Lab Sample ID:	JD36297-5	**Date Sampled:**	12/06/21
Matrix:	AQ - Ground Water	**Date Received:**	12/07/21
Method:	SW846 8270E SW846 3510C	**Percent Solids:**	n/a
Project:	2nd Avenue and 33-39th Street, Brooklyn, NY		

ABN TCL List (SOM0 2.0)

CAS No.	Compound	Result	RL	MDL	Units	Q
105-60-2	Caprolactam	ND	2.0	0.66	ug/l	
218-01-9	Chrysene	ND	1.0	0.18	ug/l	
111-91-1	bis(2-Chloroethoxy)methane	ND	2.0	0.28	ug/l	
111-44-4	bis(2-Chloroethyl)ether	ND	2.0	0.25	ug/l	
108-60-1	2,2'-Oxybis(1-chloropropane)	ND	2.0	0.41	ug/l	
7005-72-3	4-Chlorophenyl phenyl ether	ND	2.0	0.37	ug/l	
121-14-2	2,4-Dinitrotoluene	ND	1.0	0.56	ug/l	
606-20-2	2,6-Dinitrotoluene	ND	1.0	0.49	ug/l	
91-94-1	3,3'-Dichlorobenzidine	ND	2.0	0.52	ug/l	
123-91-1	1,4-Dioxane	ND	1.0	0.67	ug/l	
53-70-3	Dibenzo(a,h)anthracene	ND	1.0	0.34	ug/l	
132-64-9	Dibenzofuran	ND	5.1	0.22	ug/l	
84-74-2	Di-n-butyl phthalate	ND	2.0	0.51	ug/l	
117-84-0	Di-n-octyl phthalate	ND	2.0	0.24	ug/l	
84-66-2	Diethyl phthalate	ND	2.0	0.27	ug/l	
131-11-3	Dimethyl phthalate	ND	2.0	0.22	ug/l	
117-81-7	bis(2-Ethylhexyl)phthalate	ND	2.0	1.7	ug/l	
206-44-0	Fluoranthene	ND	1.0	0.17	ug/l	
86-73-7	Fluorene	ND	1.0	0.17	ug/l	
118-74-1	Hexachlorobenzene	ND	1.0	0.33	ug/l	
87-68-3	Hexachlorobutadiene	ND	1.0	0.50	ug/l	
77-47-4	Hexachlorocyclopentadiene	ND	10	2.8	ug/l	
67-72-1	Hexachloroethane	ND	2.0	0.40	ug/l	
193-39-5	Indeno(1,2,3-cd)pyrene	ND	1.0	0.34	ug/l	
78-59-1	Isophorone	ND	2.0	0.28	ug/l	
91-57-6	2-Methylnaphthalene	1.0	1.0	0.21	ug/l	
88-74-4	2-Nitroaniline	ND	5.1	0.28	ug/l	
99-09-2	3-Nitroaniline	ND	5.1	0.39	ug/l	
100-01-6	4-Nitroaniline	ND	5.1	0.45	ug/l	
91-20-3	Naphthalene	1.1	1.0	0.24	ug/l	
98-95-3	Nitrobenzene	ND	2.0	0.66	ug/l	
621-64-7	N-Nitroso-di-n-propylamine	ND	2.0	0.49	ug/l	
86-30-6	N-Nitrosodiphenylamine	ND	5.1	0.23	ug/l	
85-01-8	Phenanthrene	ND	1.0	0.18	ug/l	
129-00-0	Pyrene	ND	1.0	0.22	ug/l	
95-94-3	1,2,4,5-Tetrachlorobenzene	ND	2.0	0.38	ug/l	

CAS No.	Surrogate Recoveries	Run# 1	Run# 2	Limits
367-12-4	2-Fluorophenol	16%	39%	10-90%

ND = Not detected MDL = Method Detection Limit
RL = Reporting Limit
E = Indicates value exceeds calibration range

J = Indicates an estimated value
B = Indicates analyte found in associated method blank
N = Indicates presumptive evidence of a compound

Report of Analysis

Client Sample ID:	TT-SB-22GW		
Lab Sample ID:	JD36297-5	**Date Sampled:**	12/06/21
Matrix:	AQ - Ground Water	**Date Received:**	12/07/21
Method:	SW846 8270E SW846 3510C	**Percent Solids:**	n/a
Project:	2nd Avenue and 33-39th Street, Brooklyn, NY		

ABN TCL List (SOM0 2.0)

CAS No.	Surrogate Recoveries	Run# 1	Run# 2	Limits
4165-62-2	Phenol-d5	12%	27%	10-101%
118-79-6	2,4,6-Tribromophenol	47%	91%	23-155%
4165-60-0	Nitrobenzene-d5	52%	75%	25-141%
321-60-8	2-Fluorobiphenyl	50%	80%	35-126%
1718-51-0	Terphenyl-d14	36%	79%	15-139%

CAS No.	Tentatively Identified Compounds	R.T.	Est. Conc.	Units	Q
	System artifact	2.75	22	ug/l	J
	System artifact	3.03	20	ug/l	J
	Total TIC, Semi-Volatile		0	ug/l	

(a) There are compounds in BS were outside in house QC limits. The results confirmed by reextraction outside the holding time.
(b) Sample extracted outside the holding time. Confirmation run.

ND = Not detected MDL = Method Detection Limit
RL = Reporting Limit
E = Indicates value exceeds calibration range

J = Indicates an estimated value
B = Indicates analyte found in associated method blank
N = Indicates presumptive evidence of a compound

Report of Analysis

Client Sample ID:	TT-SB-22GW		
Lab Sample ID:	JD36297-5	**Date Sampled:**	12/06/21
Matrix:	AQ - Ground Water	**Date Received:**	12/07/21
Method:	SW846 8270E BY SIM SW846 3510C	**Percent Solids:**	n/a
Project:	2nd Avenue and 33-39th Street, Brooklyn, NY		

	File ID	DF	Analyzed	By	Prep Date	Prep Batch	Analytical Batch
Run #1	4M105108.D	1	12/14/21 20:58	KLS	12/10/21 10:28	OP37019A	E4M4885
Run #2							

	Initial Volume	Final Volume
Run #1	980 ml	1.0 ml
Run #2		

CAS No.	Compound	Result	RL	MDL	Units	Q
123-91-1	1,4-Dioxane	ND	0.10	0.051	ug/l	

CAS No.	Surrogate Recoveries	Run# 1	Run# 2	Limits
4165-60-0	Nitrobenzene-d5	79%		21-121%
321-60-8	2-Fluorobiphenyl	74%		27-107%
1718-51-0	Terphenyl-d14	53%		25-118%

ND = Not detected MDL = Method Detection Limit
RL = Reporting Limit
E = Indicates value exceeds calibration range

J = Indicates an estimated value
B = Indicates analyte found in associated method blank
N = Indicates presumptive evidence of a compound

Report of Analysis

Client Sample ID:	TT-SB-22GW		
Lab Sample ID:	JD36297-5	**Date Sampled:**	12/06/21
Matrix:	AQ - Ground Water	**Date Received:**	12/07/21
Method:	SW846 8151A SW846 3510C	**Percent Solids:**	n/a
Project:	2nd Avenue and 33-39th Street, Brooklyn, NY		

	File ID	DF	Analyzed	By	Prep Date	Prep Batch	Analytical Batch
Run #1	OA155614.D	1	12/16/21 15:38	CP	12/10/21 20:45	OP37027	GOA5503
Run #2							

	Initial Volume	Final Volume
Run #1	270 ml	2.0 ml
Run #2		

Herbicide List

CAS No.	Compound	Result	RL	MDL	Units	Q
94-75-7	2,4-D	ND	0.37	0.074	ug/l	
93-72-1	2,4,5-TP (Silvex)	ND	0.074	0.047	ug/l	
93-76-5	2,4,5-T	ND	0.074	0.014	ug/l	

CAS No.	Surrogate Recoveries	Run# 1	Run# 2	Limits
19719-28-9	2,4-DCAA	73%		10-200%
19719-28-9	2,4-DCAA	71%		10-200%

ND = Not detected MDL = Method Detection Limit
RL = Reporting Limit
E = Indicates value exceeds calibration range

J = Indicates an estimated value
B = Indicates analyte found in associated method blank
N = Indicates presumptive evidence of a compound

Report of Analysis

Client Sample ID:	TT-SB-22GW		
Lab Sample ID:	JD36297-5	**Date Sampled:**	12/06/21
Matrix:	AQ - Ground Water	**Date Received:**	12/07/21
Method:	SW846 8081B SW846 3510C	**Percent Solids:**	n/a
Project:	2nd Avenue and 33-39th Street, Brooklyn, NY		

	File ID	DF	Analyzed	By	Prep Date	Prep Batch	Analytical Batch
Run #1	6G81144.D	1	12/13/21 22:46	TL	12/09/21 16:45	OP37028	G6G2869
Run #2							

	Initial Volume	Final Volume
Run #1	245 ml	2.0 ml
Run #2		

Pesticide TCL List

CAS No.	Compound	Result	RL	MDL	Units	Q
309-00-2	Aldrin	ND	0.0082	0.0042	ug/l	
319-84-6	alpha-BHC	ND	0.0082	0.0042	ug/l	
319-85-7	beta-BHC	ND	0.0082	0.0065	ug/l	
319-86-8	delta-BHC	ND	0.0082	0.0054	ug/l	
58-89-9	gamma-BHC (Lindane)	ND	0.0082	0.0049	ug/l	
5103-71-9	alpha-Chlordane	ND	0.0082	0.0040	ug/l	
5103-74-2	gamma-Chlordane	ND	0.0082	0.0035	ug/l	
60-57-1	Dieldrin	ND	0.0082	0.0063	ug/l	
72-54-8	4,4'-DDD	ND	0.0082	0.0047	ug/l	
72-55-9	4,4'-DDE	ND	0.0082	0.0041	ug/l	
50-29-3	4,4'-DDT	ND	0.0082	0.0056	ug/l	
72-20-8	Endrin	ND	0.0082	0.0049	ug/l	
1031-07-8	Endosulfan sulfate	ND	0.0082	0.0044	ug/l	
7421-93-4	Endrin aldehyde	ND	0.0082	0.0055	ug/l	
53494-70-5	Endrin ketone	ND	0.0082	0.0051	ug/l	
959-98-8	Endosulfan-I	ND	0.0082	0.0043	ug/l	
33213-65-9	Endosulfan-II	ND	0.0082	0.0040	ug/l	
76-44-8	Heptachlor	ND	0.0082	0.0037	ug/l	
1024-57-3	Heptachlor epoxide	ND	0.0082	0.0049	ug/l	
72-43-5	Methoxychlor	ND	0.016	0.0055	ug/l	
8001-35-2	Toxaphene	ND	0.20	0.13	ug/l	

CAS No.	Surrogate Recoveries	Run# 1	Run# 2	Limits
877-09-8	Tetrachloro-m-xylene	138%		10-190%
877-09-8	Tetrachloro-m-xylene	91%		10-190%
2051-24-3	Decachlorobiphenyl	40%		10-156%
2051-24-3	Decachlorobiphenyl	36%		10-156%

ND = Not detected MDL = Method Detection Limit
RL = Reporting Limit
E = Indicates value exceeds calibration range

J = Indicates an estimated value
B = Indicates analyte found in associated method blank
N = Indicates presumptive evidence of a compound

Report of Analysis

Client Sample ID:	TT-SB-22GW		
Lab Sample ID:	JD36297-5	**Date Sampled:**	12/06/21
Matrix:	AQ - Ground Water	**Date Received:**	12/07/21
Method:	SW846 8082A SW846 3510C	**Percent Solids:**	n/a
Project:	2nd Avenue and 33-39th Street, Brooklyn, NY		

	File ID	DF	Analyzed	By	Prep Date	Prep Batch	Analytical Batch
Run #1	XX2475665.D	1	12/13/21 08:55	TL	12/09/21 16:45	OP37029	GXX7681
Run #2							

	Initial Volume	Final Volume
Run #1	245 ml	2.0 ml
Run #2		

PCB List

CAS No.	Compound	Result	RL	MDL	Units	Q
12674-11-2	Aroclor 1016	ND	0.41	0.16	ug/l	
11104-28-2	Aroclor 1221	ND	0.41	0.34	ug/l	
11141-16-5	Aroclor 1232	ND	0.41	0.21	ug/l	
53469-21-9	Aroclor 1242	ND	0.41	0.19	ug/l	
12672-29-6	Aroclor 1248	ND	0.41	0.10	ug/l	
11097-69-1	Aroclor 1254	ND	0.41	0.34	ug/l	
11096-82-5	Aroclor 1260	ND	0.41	0.12	ug/l	
11100-14-4	Aroclor 1268	ND	0.41	0.14	ug/l	
37324-23-5	Aroclor 1262	ND	0.41	0.16	ug/l	

CAS No.	Surrogate Recoveries	Run# 1	Run# 2	Limits
877-09-8	Tetrachloro-m-xylene	83%		10-174%
877-09-8	Tetrachloro-m-xylene	81%		10-174%
2051-24-3	Decachlorobiphenyl	33%		10-151%
2051-24-3	Decachlorobiphenyl	29%		10-151%

ND = Not detected MDL = Method Detection Limit
RL = Reporting Limit
E = Indicates value exceeds calibration range

J = Indicates an estimated value
B = Indicates analyte found in associated method blank
N = Indicates presumptive evidence of a compound

Report of Analysis

Client Sample ID:	TT-SB-22GW		
Lab Sample ID:	JD36297-5	**Date Sampled:**	12/06/21
Matrix:	AQ - Ground Water	**Date Received:**	12/07/21
		Percent Solids:	n/a
Project:	2nd Avenue and 33-39th Street, Brooklyn, NY		

Total Metals Analysis

Analyte	Result	RL	Units	DF	Prep	Analyzed	By	Method	Prep Method
Aluminum	7540	200	ug/l	1	12/10/21	12/15/21	ND	SW846 6010D [2]	SW846 3010A [4]
Antimony	< 6.0	6.0	ug/l	1	12/10/21	12/15/21	ND	SW846 6010D [2]	SW846 3010A [4]
Arsenic	9.6	3.0	ug/l	1	12/10/21	12/16/21	ND	SW846 6010D [3]	SW846 3010A [4]
Barium	< 200	200	ug/l	1	12/10/21	12/15/21	ND	SW846 6010D [2]	SW846 3010A [4]
Beryllium	< 1.0	1.0	ug/l	1	12/10/21	12/15/21	ND	SW846 6010D [2]	SW846 3010A [4]
Cadmium	< 3.0	3.0	ug/l	1	12/10/21	12/15/21	ND	SW846 6010D [2]	SW846 3010A [4]
Calcium	44100	5000	ug/l	1	12/10/21	12/15/21	ND	SW846 6010D [2]	SW846 3010A [4]
Chromium	11.9	10	ug/l	1	12/10/21	12/15/21	ND	SW846 6010D [2]	SW846 3010A [4]
Cobalt	< 50	50	ug/l	1	12/10/21	12/15/21	ND	SW846 6010D [2]	SW846 3010A [4]
Copper	17.7	10	ug/l	1	12/10/21	12/15/21	ND	SW846 6010D [2]	SW846 3010A [4]
Iron	10000	100	ug/l	1	12/10/21	12/15/21	ND	SW846 6010D [2]	SW846 3010A [4]
Lead	20.3	3.0	ug/l	1	12/10/21	12/15/21	ND	SW846 6010D [2]	SW846 3010A [4]
Magnesium	5430	5000	ug/l	1	12/10/21	12/15/21	ND	SW846 6010D [2]	SW846 3010A [4]
Manganese	297	15	ug/l	1	12/10/21	12/15/21	ND	SW846 6010D [2]	SW846 3010A [4]
Mercury	< 0.20	0.20	ug/l	1	12/10/21	12/10/21	SB	SW846 7470A [1]	SW846 7470A [5]
Nickel	11.2	10	ug/l	1	12/10/21	12/15/21	ND	SW846 6010D [2]	SW846 3010A [4]
Potassium	< 10000	10000	ug/l	1	12/10/21	12/15/21	ND	SW846 6010D [2]	SW846 3010A [4]
Selenium	< 10	10	ug/l	1	12/10/21	12/15/21	ND	SW846 6010D [2]	SW846 3010A [4]
Silver	< 10	10	ug/l	1	12/10/21	12/15/21	ND	SW846 6010D [2]	SW846 3010A [4]
Sodium	16000	10000	ug/l	1	12/10/21	12/15/21	ND	SW846 6010D [2]	SW846 3010A [4]
Thallium	< 10	10	ug/l	1	12/10/21	12/15/21	ND	SW846 6010D [2]	SW846 3010A [4]
Vanadium	< 50	50	ug/l	1	12/10/21	12/15/21	ND	SW846 6010D [2]	SW846 3010A [4]
Zinc	56.8	20	ug/l	1	12/10/21	12/15/21	ND	SW846 6010D [2]	SW846 3010A [4]

(1) Instrument QC Batch: MA51573
(2) Instrument QC Batch: MA51610
(3) Instrument QC Batch: MA51617
(4) Prep QC Batch: MP30296
(5) Prep QC Batch: MP30309

RL = Reporting Limit

Report of Analysis

Client Sample ID:	TT-SB-22GW		
Lab Sample ID:	JD36297-5A	**Date Sampled:**	12/06/21
Matrix:	AQ - Ground Water	**Date Received:**	12/07/21
Method:	EPA 537M BY ID IN HOUSE	**Percent Solids:**	n/a
Project:	2nd Avenue and 33-39th Street, Brooklyn, NY		

	File ID	DF	Analyzed	By	Prep Date	Prep Batch	Analytical Batch
Run #1 [a]	2Q82366.D	1	12/28/21 05:33	AFL	12/20/21 09:00	F:OP88921	F:S2Q1164
Run #2							

	Initial Volume	Final Volume
Run #1	270 ml	1.0 ml
Run #2		

PFAS List

CAS No.	Compound	Result	RL	MDL	Units	Q
PERFLUOROALKYLCARBOXYLIC ACIDS						
375-22-4	Perfluorobutanoic acid	12.7	3.7	1.9	ng/l	
2706-90-3	Perfluoropentanoic acid	7.4	1.9	0.93	ng/l	
307-24-4	Perfluorohexanoic acid	6.1	1.9	0.93	ng/l	
375-85-9	Perfluoroheptanoic acid	3.7	1.9	0.93	ng/l	
335-67-1	Perfluorooctanoic acid	19.2	1.9	0.93	ng/l	
375-95-1	Perfluorononanoic acid	2.8	1.9	0.93	ng/l	
335-76-2	Perfluorodecanoic acid	2.8	1.9	0.93	ng/l	
2058-94-8	Perfluoroundecanoic acid	1.9	1.9	0.93	ng/l	
307-55-1	Perfluorododecanoic acid	1.1	1.9	0.93	ng/l	J
72629-94-8	Perfluorotridecanoic acid	ND	1.9	0.93	ng/l	
376-06-7	Perfluorotetradecanoic acid	ND	1.9	0.93	ng/l	
PERFLUOROALKYLSULFONIC ACIDS						
375-73-5	Perfluorobutanesulfonic acid	ND	1.9	0.93	ng/l	
355-46-4	Perfluorohexanesulfonic acid	ND	1.9	0.93	ng/l	
375-92-8	Perfluoroheptanesulfonic acid	ND	1.9	0.93	ng/l	
1763-23-1	Perfluorooctanesulfonic acid	15.4	1.9	0.93	ng/l	
335-77-3	Perfluorodecanesulfonic acid	ND	1.9	0.93	ng/l	
PERFLUOROOCTANESULFONAMIDES						
754-91-6	PFOSA	ND	3.7	1.9	ng/l	
PERFLUOROOCTANESULFONAMIDOACETIC ACIDS						
2355-31-9	MeFOSAA	ND	3.7	1.9	ng/l	
2991-50-6	EtFOSAA	ND	3.7	1.9	ng/l	
FLUOROTELOMER SULFONATES						
27619-97-2	6:2 Fluorotelomer sulfonate	ND	7.4	1.9	ng/l	
39108-34-4	8:2 Fluorotelomer sulfonate	ND	7.4	1.9	ng/l	

ND = Not detected MDL = Method Detection Limit J = Indicates an estimated value
RL = Reporting Limit B = Indicates analyte found in associated method blank
E = Indicates value exceeds calibration range N = Indicates presumptive evidence of a compound

Report of Analysis

Client Sample ID:	TT-SB-22GW		
Lab Sample ID:	JD36297-5A	**Date Sampled:**	12/06/21
Matrix:	AQ - Ground Water	**Date Received:**	12/07/21
Method:	EPA 537M BY ID IN HOUSE	**Percent Solids:**	n/a
Project:	2nd Avenue and 33-39th Street, Brooklyn, NY		

PFAS List

CAS No.	ID Standard Recoveries	Run# 1	Run# 2	Limits
	13C4-PFBA	93%		35-135%
	13C5-PFPeA	89%		50-150%
	13C5-PFHxA	89%		50-150%
	13C4-PFHpA	90%		50-150%
	13C8-PFOA	92%		50-150%
	13C9-PFNA	88%		50-150%
	13C6-PFDA	87%		50-150%
	13C7-PFUnDA	75%		40-140%
	13C2-PFDoDA	59%		40-140%
	13C2-PFTeDA	55%		30-130%
	13C3-PFBS	91%		50-150%
	13C3-PFHxS	94%		50-150%
	13C8-PFOS	86%		50-150%
	13C8-FOSA	52%		30-130%
	d3-MeFOSAA	110%		40-140%
	d5-EtFOSAA	94%		40-140%
	13C2-6:2FTS	101%		50-150%
	13C2-8:2FTS	92%		50-150%

(a) Analysis performed at SGS Orlando, FL.

ND = Not detected MDL = Method Detection Limit
RL = Reporting Limit
E = Indicates value exceeds calibration range

J = Indicates an estimated value
B = Indicates analyte found in associated method blank
N = Indicates presumptive evidence of a compound

Report of Analysis

Client Sample ID:	TT-SB-23GW		
Lab Sample ID:	JD36297-6	**Date Sampled:**	12/07/21
Matrix:	AQ - Ground Water	**Date Received:**	12/07/21
Method:	SW846 8260D	**Percent Solids:**	n/a
Project:	2nd Avenue and 33-39th Street, Brooklyn, NY		

	File ID	DF	Analyzed	By	Prep Date	Prep Batch	Analytical Batch
Run #1	L335795.D	1	12/10/21 07:20	JS	n/a	n/a	VL10097
Run #2							

	Purge Volume
Run #1	5.0 ml
Run #2	

VOA TCL List

CAS No.	Compound	Result	RL	MDL	Units	Q
67-64-1	Acetone	7.6	10	3.1	ug/l	J
71-43-2	Benzene	0.55	0.50	0.43	ug/l	
74-97-5	Bromochloromethane	ND	1.0	0.48	ug/l	
75-27-4	Bromodichloromethane	ND	1.0	0.45	ug/l	
75-25-2	Bromoform	ND	1.0	0.63	ug/l	
74-83-9	Bromomethane	ND	2.0	1.6	ug/l	
78-93-3	2-Butanone (MEK) [a]	ND	10	6.9	ug/l	
75-15-0	Carbon disulfide	ND	2.0	0.46	ug/l	
56-23-5	Carbon tetrachloride	ND	1.0	0.55	ug/l	
108-90-7	Chlorobenzene	ND	1.0	0.56	ug/l	
75-00-3	Chloroethane	ND	1.0	0.73	ug/l	
67-66-3	Chloroform	ND	1.0	0.50	ug/l	
74-87-3	Chloromethane	ND	1.0	0.76	ug/l	
110-82-7	Cyclohexane	ND	5.0	0.78	ug/l	
96-12-8	1,2-Dibromo-3-chloropropan [b]	ND	2.0	0.53	ug/l	
124-48-1	Dibromochloromethane	ND	1.0	0.56	ug/l	
106-93-4	1,2-Dibromoethane	ND	1.0	0.48	ug/l	
95-50-1	1,2-Dichlorobenzene	ND	1.0	0.53	ug/l	
541-73-1	1,3-Dichlorobenzene	ND	1.0	0.54	ug/l	
106-46-7	1,4-Dichlorobenzene	ND	1.0	0.51	ug/l	
75-71-8	Dichlorodifluoromethane	ND	2.0	0.56	ug/l	
75-34-3	1,1-Dichloroethane	ND	1.0	0.57	ug/l	
107-06-2	1,2-Dichloroethane	ND	1.0	0.60	ug/l	
75-35-4	1,1-Dichloroethene	ND	1.0	0.59	ug/l	
156-59-2	cis-1,2-Dichloroethene	ND	1.0	0.51	ug/l	
156-60-5	trans-1,2-Dichloroethene	ND	1.0	0.54	ug/l	
78-87-5	1,2-Dichloropropane	ND	1.0	0.51	ug/l	
10061-01-5	cis-1,3-Dichloropropene	ND	1.0	0.47	ug/l	
10061-02-6	trans-1,3-Dichloropropene	ND	1.0	0.43	ug/l	
100-41-4	Ethylbenzene	ND	1.0	0.60	ug/l	
76-13-1	Freon 113	ND	5.0	0.58	ug/l	
591-78-6	2-Hexanone	ND	5.0	2.0	ug/l	

ND = Not detected MDL = Method Detection Limit
RL = Reporting Limit
E = Indicates value exceeds calibration range

J = Indicates an estimated value
B = Indicates analyte found in associated method blank
N = Indicates presumptive evidence of a compound

Report of Analysis

Client Sample ID:	TT-SB-23GW		
Lab Sample ID:	JD36297-6	**Date Sampled:**	12/07/21
Matrix:	AQ - Ground Water	**Date Received:**	12/07/21
Method:	SW846 8260D	**Percent Solids:**	n/a
Project:	2nd Avenue and 33-39th Street, Brooklyn, NY		

VOA TCL List

CAS No.	Compound	Result	RL	MDL	Units	Q
98-82-8	Isopropylbenzene	ND	1.0	0.65	ug/l	
79-20-9	Methyl Acetate [a]	ND	5.0	0.80	ug/l	
108-87-2	Methylcyclohexane	ND	5.0	0.60	ug/l	
1634-04-4	Methyl Tert Butyl Ether	ND	1.0	0.51	ug/l	
108-10-1	4-Methyl-2-pentanone(MIBK)	ND	5.0	1.9	ug/l	
75-09-2	Methylene chloride	ND	2.0	1.0	ug/l	
100-42-5	Styrene	ND	1.0	0.49	ug/l	
79-34-5	1,1,2,2-Tetrachloroethane	ND	1.0	0.65	ug/l	
127-18-4	Tetrachloroethene	ND	1.0	0.90	ug/l	
108-88-3	Toluene	ND	1.0	0.53	ug/l	
87-61-6	1,2,3-Trichlorobenzene	ND	1.0	0.50	ug/l	
120-82-1	1,2,4-Trichlorobenzene	ND	1.0	0.50	ug/l	
71-55-6	1,1,1-Trichloroethane	ND	1.0	0.54	ug/l	
79-00-5	1,1,2-Trichloroethane	ND	1.0	0.53	ug/l	
79-01-6	Trichloroethene	ND	1.0	0.53	ug/l	
75-69-4	Trichlorofluoromethane	ND	2.0	0.40	ug/l	
75-01-4	Vinyl chloride	ND	1.0	0.79	ug/l	
	m,p-Xylene	ND	1.0	0.78	ug/l	
95-47-6	o-Xylene	ND	1.0	0.59	ug/l	
1330-20-7	Xylene (total)	ND	1.0	0.59	ug/l	

CAS No.	Surrogate Recoveries	Run# 1	Run# 2	Limits
1868-53-7	Dibromofluoromethane	107%		80-120%
17060-07-0	1,2-Dichloroethane-D4	100%		80-120%
2037-26-5	Toluene-D8	97%		80-120%
460-00-4	4-Bromofluorobenzene	102%		82-114%

CAS No.	Tentatively Identified Compounds	R.T.	Est. Conc.	Units	Q
	system artifact	1.57	32	ug/l	J
	Total TIC, Volatile		0	ug/l	

(a) Associated CCV outside of control limits high, sample was ND.
(b) Associated CCV outside of control limits high, sample was ND. This compound in blank spike is outside in house QC limits bias high.

ND = Not detected MDL = Method Detection Limit
RL = Reporting Limit
E = Indicates value exceeds calibration range

J = Indicates an estimated value
B = Indicates analyte found in associated method blank
N = Indicates presumptive evidence of a compound

Report of Analysis

Client Sample ID:	TT-SB-23GW		
Lab Sample ID:	JD36297-6	**Date Sampled:**	12/07/21
Matrix:	AQ - Ground Water	**Date Received:**	12/07/21
Method:	SW846 8270E SW846 3510C	**Percent Solids:**	n/a
Project:	2nd Avenue and 33-39th Street, Brooklyn, NY		

	File ID	DF	Analyzed	By	Prep Date	Prep Batch	Analytical Batch
Run #1 [a]	P146518.D	1	12/12/21 18:13	KLS	12/10/21 10:28	OP37019	EP6750
Run #2 [b]	P146667.D	1	12/18/21 10:37	CS	12/17/21 13:20	OP37190	EP6759

	Initial Volume	Final Volume
Run #1	970 ml	1.0 ml
Run #2	950 ml	1.0 ml

ABN TCL List (SOM0 2.0)

CAS No.	Compound	Result	RL	MDL	Units	Q
95-57-8	2-Chlorophenol	ND	5.2	0.85	ug/l	
59-50-7	4-Chloro-3-methyl phenol	ND	5.2	0.92	ug/l	
120-83-2	2,4-Dichlorophenol	ND	2.1	1.3	ug/l	
105-67-9	2,4-Dimethylphenol	ND	5.2	2.5	ug/l	
51-28-5	2,4-Dinitrophenol	ND	5.2	1.6	ug/l	
534-52-1	4,6-Dinitro-o-cresol	ND	5.2	1.3	ug/l	
95-48-7	2-Methylphenol	ND	2.1	0.92	ug/l	
	3&4-Methylphenol	ND	2.1	0.91	ug/l	
88-75-5	2-Nitrophenol	ND	5.2	0.99	ug/l	
100-02-7	4-Nitrophenol	ND	10	1.2	ug/l	
87-86-5	Pentachlorophenol	ND	4.1	1.4	ug/l	
108-95-2	Phenol	ND	2.1	0.40	ug/l	
58-90-2	2,3,4,6-Tetrachlorophenol	ND	5.2	1.5	ug/l	
95-95-4	2,4,5-Trichlorophenol	ND	5.2	1.4	ug/l	
88-06-2	2,4,6-Trichlorophenol	ND	5.2	0.95	ug/l	
83-32-9	Acenaphthene	ND	1.0	0.20	ug/l	
208-96-8	Acenaphthylene	ND	1.0	0.14	ug/l	
98-86-2	Acetophenone	ND	2.1	0.21	ug/l	
120-12-7	Anthracene	ND	1.0	0.22	ug/l	
1912-24-9	Atrazine	ND	2.1	0.46	ug/l	
100-52-7	Benzaldehyde	ND	5.2	0.30	ug/l	
56-55-3	Benzo(a)anthracene	ND	1.0	0.21	ug/l	
50-32-8	Benzo(a)pyrene	ND	1.0	0.22	ug/l	
205-99-2	Benzo(b)fluoranthene	ND	1.0	0.21	ug/l	
191-24-2	Benzo(g,h,i)perylene	ND	1.0	0.35	ug/l	
207-08-9	Benzo(k)fluoranthene	ND	1.0	0.21	ug/l	
101-55-3	4-Bromophenyl phenyl ether	ND	2.1	0.42	ug/l	
85-68-7	Butyl benzyl phthalate	ND	2.1	0.47	ug/l	
92-52-4	1,1'-Biphenyl	ND	1.0	0.22	ug/l	
91-58-7	2-Chloronaphthalene	ND	2.1	0.24	ug/l	
106-47-8	4-Chloroaniline	ND	5.2	0.35	ug/l	
86-74-8	Carbazole	ND	1.0	0.24	ug/l	

ND = Not detected MDL = Method Detection Limit
RL = Reporting Limit
E = Indicates value exceeds calibration range

J = Indicates an estimated value
B = Indicates analyte found in associated method blank
N = Indicates presumptive evidence of a compound

Report of Analysis

Client Sample ID:	TT-SB-23GW		
Lab Sample ID:	JD36297-6	**Date Sampled:**	12/07/21
Matrix:	AQ - Ground Water	**Date Received:**	12/07/21
Method:	SW846 8270E SW846 3510C	**Percent Solids:**	n/a
Project:	2nd Avenue and 33-39th Street, Brooklyn, NY		

ABN TCL List (SOM0 2.0)

CAS No.	Compound	Result	RL	MDL	Units	Q
105-60-2	Caprolactam	ND	2.1	0.67	ug/l	
218-01-9	Chrysene	ND	1.0	0.18	ug/l	
111-91-1	bis(2-Chloroethoxy)methane	ND	2.1	0.29	ug/l	
111-44-4	bis(2-Chloroethyl)ether	ND	2.1	0.26	ug/l	
108-60-1	2,2'-Oxybis(1-chloropropane)	ND	2.1	0.42	ug/l	
7005-72-3	4-Chlorophenyl phenyl ether	ND	2.1	0.38	ug/l	
121-14-2	2,4-Dinitrotoluene	ND	1.0	0.57	ug/l	
606-20-2	2,6-Dinitrotoluene	ND	1.0	0.49	ug/l	
91-94-1	3,3'-Dichlorobenzidine	ND	2.1	0.52	ug/l	
123-91-1	1,4-Dioxane	ND	1.0	0.68	ug/l	
53-70-3	Dibenzo(a,h)anthracene	ND	1.0	0.34	ug/l	
132-64-9	Dibenzofuran	ND	5.2	0.23	ug/l	
84-74-2	Di-n-butyl phthalate	ND	2.1	0.51	ug/l	
117-84-0	Di-n-octyl phthalate	ND	2.1	0.24	ug/l	
84-66-2	Diethyl phthalate	ND	2.1	0.27	ug/l	
131-11-3	Dimethyl phthalate	ND	2.1	0.22	ug/l	
117-81-7	bis(2-Ethylhexyl)phthalate	ND	2.1	1.7	ug/l	
206-44-0	Fluoranthene	ND	1.0	0.18	ug/l	
86-73-7	Fluorene	ND	1.0	0.18	ug/l	
118-74-1	Hexachlorobenzene	ND	1.0	0.34	ug/l	
87-68-3	Hexachlorobutadiene	ND	1.0	0.51	ug/l	
77-47-4	Hexachlorocyclopentadiene	ND	10	2.9	ug/l	
67-72-1	Hexachloroethane	ND	2.1	0.40	ug/l	
193-39-5	Indeno(1,2,3-cd)pyrene	ND	1.0	0.34	ug/l	
78-59-1	Isophorone	ND	2.1	0.29	ug/l	
91-57-6	2-Methylnaphthalene	ND	1.0	0.22	ug/l	
88-74-4	2-Nitroaniline	ND	5.2	0.29	ug/l	
99-09-2	3-Nitroaniline	ND	5.2	0.40	ug/l	
100-01-6	4-Nitroaniline	ND	5.2	0.45	ug/l	
91-20-3	Naphthalene	ND	1.0	0.24	ug/l	
98-95-3	Nitrobenzene	ND	2.1	0.66	ug/l	
621-64-7	N-Nitroso-di-n-propylamine	ND	2.1	0.50	ug/l	
86-30-6	N-Nitrosodiphenylamine	ND	5.2	0.23	ug/l	
85-01-8	Phenanthrene	ND	1.0	0.18	ug/l	
129-00-0	Pyrene	ND	1.0	0.23	ug/l	
95-94-3	1,2,4,5-Tetrachlorobenzene	ND	2.1	0.38	ug/l	

CAS No.	Surrogate Recoveries	Run# 1	Run# 2	Limits
367-12-4	2-Fluorophenol	17%	42%	10-90%

ND = Not detected MDL = Method Detection Limit
RL = Reporting Limit
E = Indicates value exceeds calibration range

J = Indicates an estimated value
B = Indicates analyte found in associated method blank
N = Indicates presumptive evidence of a compound

Report of Analysis

Client Sample ID:	TT-SB-23GW		
Lab Sample ID:	JD36297-6	**Date Sampled:**	12/07/21
Matrix:	AQ - Ground Water	**Date Received:**	12/07/21
Method:	SW846 8270E SW846 3510C	**Percent Solids:**	n/a
Project:	2nd Avenue and 33-39th Street, Brooklyn, NY		

ABN TCL List (SOM0 2.0)

CAS No.	Surrogate Recoveries	Run# 1	Run# 2	Limits
4165-62-2	Phenol-d5	13%	30%	10-101%
118-79-6	2,4,6-Tribromophenol	62%	96%	23-155%
4165-60-0	Nitrobenzene-d5	46%	75%	25-141%
321-60-8	2-Fluorobiphenyl	52%	82%	35-126%
1718-51-0	Terphenyl-d14	32%	55%	15-139%

CAS No.	Tentatively Identified Compounds	R.T.	Est. Conc.	Units	Q
10544-50-0	Cyclic octaatomic sulfur	10.75	6.4	ug/l	JN
	Total TIC, Semi-Volatile		6.4	ug/l	J

(a) There are compounds in BS were outside in house QC limits. The results confirmed by reextraction outside the holding time.
(b) Sample extracted outside the holding time. Confirmation run.

ND = Not detected MDL = Method Detection Limit
RL = Reporting Limit
E = Indicates value exceeds calibration range

J = Indicates an estimated value
B = Indicates analyte found in associated method blank
N = Indicates presumptive evidence of a compound

Report of Analysis

Client Sample ID:	TT-SB-23GW		
Lab Sample ID:	JD36297-6	**Date Sampled:**	12/07/21
Matrix:	AQ - Ground Water	**Date Received:**	12/07/21
Method:	SW846 8270E BY SIM SW846 3510C	**Percent Solids:**	n/a
Project:	2nd Avenue and 33-39th Street, Brooklyn, NY		

	File ID	DF	Analyzed	By	Prep Date	Prep Batch	Analytical Batch
Run #1	4M105104.D	1	12/14/21 19:36	KLS	12/10/21 10:28	OP37019A	E4M4885
Run #2							

	Initial Volume	Final Volume
Run #1	970 ml	1.0 ml
Run #2		

CAS No.	Compound	Result	RL	MDL	Units	Q
123-91-1	1,4-Dioxane	0.0537	0.10	0.052	ug/l	J

CAS No.	Surrogate Recoveries	Run# 1	Run# 2	Limits
4165-60-0	Nitrobenzene-d5	69%		21-121%
321-60-8	2-Fluorobiphenyl	77%		27-107%
1718-51-0	Terphenyl-d14	46%		25-118%

ND = Not detected MDL = Method Detection Limit
RL = Reporting Limit
E = Indicates value exceeds calibration range

J = Indicates an estimated value
B = Indicates analyte found in associated method blank
N = Indicates presumptive evidence of a compound

Report of Analysis

Client Sample ID:	TT-SB-23GW		
Lab Sample ID:	JD36297-6	**Date Sampled:**	12/07/21
Matrix:	AQ - Ground Water	**Date Received:**	12/07/21
Method:	SW846 8151A SW846 3510C	**Percent Solids:**	n/a
Project:	2nd Avenue and 33-39th Street, Brooklyn, NY		

	File ID	DF	Analyzed	By	Prep Date	Prep Batch	Analytical Batch
Run #1	OA155603.D	1	12/16/21 09:15	CP	12/10/21 20:45	OP37027	GOA5503
Run #2							

	Initial Volume	Final Volume
Run #1	250 ml	2.0 ml
Run #2		

Herbicide List

CAS No.	Compound	Result	RL	MDL	Units	Q
94-75-7	2,4-D	ND	0.40	0.080	ug/l	
93-72-1	2,4,5-TP (Silvex)	ND	0.080	0.050	ug/l	
93-76-5	2,4,5-T	ND	0.080	0.015	ug/l	

CAS No.	Surrogate Recoveries	Run# 1	Run# 2	Limits
19719-28-9	2,4-DCAA	105%		10-200%
19719-28-9	2,4-DCAA	128%		10-200%

ND = Not detected MDL = Method Detection Limit
RL = Reporting Limit
E = Indicates value exceeds calibration range

J = Indicates an estimated value
B = Indicates analyte found in associated method blank
N = Indicates presumptive evidence of a compound

Report of Analysis

Client Sample ID:	TT-SB-23GW		
Lab Sample ID:	JD36297-6	**Date Sampled:**	12/07/21
Matrix:	AQ - Ground Water	**Date Received:**	12/07/21
Method:	SW846 8081B SW846 3510C	**Percent Solids:**	n/a
Project:	2nd Avenue and 33-39th Street, Brooklyn, NY		

	File ID	DF	Analyzed	By	Prep Date	Prep Batch	Analytical Batch
Run #1 [a]	6G81190.D	1	12/15/21 01:37	CP	12/09/21 16:45	OP37028	G6G2871
Run #2							

	Initial Volume	Final Volume
Run #1	220 ml	2.0 ml
Run #2		

Pesticide TCL List

CAS No.	Compound	Result	RL	MDL	Units	Q
309-00-2	Aldrin	ND	0.0091	0.0047	ug/l	
319-84-6	alpha-BHC	ND	0.0091	0.0047	ug/l	
319-85-7	beta-BHC	ND	0.0091	0.0073	ug/l	
319-86-8	delta-BHC	ND	0.0091	0.0060	ug/l	
58-89-9	gamma-BHC (Lindane)	ND	0.0091	0.0054	ug/l	
5103-71-9	alpha-Chlordane	ND	0.0091	0.0045	ug/l	
5103-74-2	gamma-Chlordane	ND	0.0091	0.0039	ug/l	
60-57-1	Dieldrin	ND	0.0091	0.0070	ug/l	
72-54-8	4,4'-DDD	ND	0.0091	0.0052	ug/l	
72-55-9	4,4'-DDE	ND	0.0091	0.0046	ug/l	
50-29-3	4,4'-DDT	ND	0.0091	0.0062	ug/l	
72-20-8	Endrin	ND	0.0091	0.0055	ug/l	
1031-07-8	Endosulfan sulfate	ND	0.0091	0.0050	ug/l	
7421-93-4	Endrin aldehyde	ND	0.0091	0.0061	ug/l	
53494-70-5	Endrin ketone	ND	0.0091	0.0056	ug/l	
959-98-8	Endosulfan-I	ND	0.0091	0.0048	ug/l	
33213-65-9	Endosulfan-II	ND	0.0091	0.0044	ug/l	
76-44-8	Heptachlor	ND	0.0091	0.0041	ug/l	
1024-57-3	Heptachlor epoxide	ND	0.0091	0.0055	ug/l	
72-43-5	Methoxychlor	ND	0.018	0.0061	ug/l	
8001-35-2	Toxaphene	ND	0.23	0.15	ug/l	

CAS No.	Surrogate Recoveries	Run# 1	Run# 2	Limits
877-09-8	Tetrachloro-m-xylene	41%		10-190%
877-09-8	Tetrachloro-m-xylene	36%		10-190%
2051-24-3	Decachlorobiphenyl	11%		10-156%
2051-24-3	Decachlorobiphenyl	17%		10-156%

(a) Had TBA cleanup.

ND = Not detected MDL = Method Detection Limit
RL = Reporting Limit
E = Indicates value exceeds calibration range

J = Indicates an estimated value
B = Indicates analyte found in associated method blank
N = Indicates presumptive evidence of a compound

Report of Analysis

Client Sample ID:	TT-SB-23GW		
Lab Sample ID:	JD36297-6	**Date Sampled:**	12/07/21
Matrix:	AQ - Ground Water	**Date Received:**	12/07/21
Method:	SW846 8082A SW846 3510C	**Percent Solids:**	n/a
Project:	2nd Avenue and 33-39th Street, Brooklyn, NY		

	File ID	DF	Analyzed	By	Prep Date	Prep Batch	Analytical Batch
Run #1	XX2475666.D	1	12/13/21 09:12	TL	12/09/21 16:45	OP37029	GXX7681
Run #2							

	Initial Volume	Final Volume
Run #1	220 ml	2.0 ml
Run #2		

PCB List

CAS No.	Compound	Result	RL	MDL	Units	Q
12674-11-2	Aroclor 1016	ND	0.45	0.18	ug/l	
11104-28-2	Aroclor 1221	ND	0.45	0.38	ug/l	
11141-16-5	Aroclor 1232	ND	0.45	0.24	ug/l	
53469-21-9	Aroclor 1242	ND	0.45	0.21	ug/l	
12672-29-6	Aroclor 1248	ND	0.45	0.11	ug/l	
11097-69-1	Aroclor 1254	ND	0.45	0.38	ug/l	
11096-82-5	Aroclor 1260	ND	0.45	0.14	ug/l	
11100-14-4	Aroclor 1268	ND	0.45	0.16	ug/l	
37324-23-5	Aroclor 1262	ND	0.45	0.18	ug/l	

CAS No.	Surrogate Recoveries	Run# 1	Run# 2	Limits
877-09-8	Tetrachloro-m-xylene	38%		10-174%
877-09-8	Tetrachloro-m-xylene	41%		10-174%
2051-24-3	Decachlorobiphenyl	13%		10-151%
2051-24-3	Decachlorobiphenyl	12%		10-151%

ND = Not detected MDL = Method Detection Limit
RL = Reporting Limit
E = Indicates value exceeds calibration range
J = Indicates an estimated value
B = Indicates analyte found in associated method blank
N = Indicates presumptive evidence of a compound

Report of Analysis

Client Sample ID:	TT-SB-23GW		
Lab Sample ID:	JD36297-6	**Date Sampled:**	12/07/21
Matrix:	AQ - Ground Water	**Date Received:**	12/07/21
		Percent Solids:	n/a
Project:	2nd Avenue and 33-39th Street, Brooklyn, NY		

Total Metals Analysis

Analyte	Result	RL	Units	DF	Prep	Analyzed	By	Method	Prep Method
Aluminum	70900	200	ug/l	1	12/10/21	12/15/21	ND	SW846 6010D [2]	SW846 3010A [5]
Antimony [a]	< 30	30	ug/l	5	12/10/21	12/16/21	ND	SW846 6010D [3]	SW846 3010A [5]
Arsenic [a]	66.6	15	ug/l	5	12/10/21	12/17/21	ND	SW846 6010D [4]	SW846 3010A [5]
Barium	1390	200	ug/l	1	12/10/21	12/15/21	ND	SW846 6010D [2]	SW846 3010A [5]
Beryllium [a]	7.1	5.0	ug/l	5	12/10/21	12/16/21	ND	SW846 6010D [3]	SW846 3010A [5]
Cadmium [a]	< 15	15	ug/l	5	12/10/21	12/16/21	ND	SW846 6010D [3]	SW846 3010A [5]
Calcium	318000	25000	ug/l	5	12/10/21	12/16/21	ND	SW846 6010D [3]	SW846 3010A [5]
Chromium	140	10	ug/l	1	12/10/21	12/15/21	ND	SW846 6010D [2]	SW846 3010A [5]
Cobalt	98.4	50	ug/l	1	12/10/21	12/15/21	ND	SW846 6010D [2]	SW846 3010A [5]
Copper [a]	233	50	ug/l	5	12/10/21	12/16/21	ND	SW846 6010D [3]	SW846 3010A [5]
Iron	376000	500	ug/l	5	12/10/21	12/16/21	ND	SW846 6010D [3]	SW846 3010A [5]
Lead [a]	258	15	ug/l	5	12/10/21	12/16/21	ND	SW846 6010D [3]	SW846 3010A [5]
Magnesium	86600	5000	ug/l	1	12/10/21	12/15/21	ND	SW846 6010D [2]	SW846 3010A [5]
Manganese [a]	10700	75	ug/l	5	12/10/21	12/16/21	ND	SW846 6010D [3]	SW846 3010A [5]
Mercury	0.80	0.60	ug/l	1	12/10/21	12/10/21	SB	SW846 7470A [1]	SW846 7470A [6]
Nickel	206	10	ug/l	1	12/10/21	12/15/21	ND	SW846 6010D [2]	SW846 3010A [5]
Potassium	38500	10000	ug/l	1	12/10/21	12/15/21	ND	SW846 6010D [2]	SW846 3010A [5]
Selenium [a]	< 50	50	ug/l	5	12/10/21	12/16/21	ND	SW846 6010D [3]	SW846 3010A [5]
Silver [a]	< 50	50	ug/l	5	12/10/21	12/16/21	ND	SW846 6010D [3]	SW846 3010A [5]
Sodium	170000	10000	ug/l	1	12/10/21	12/15/21	ND	SW846 6010D [2]	SW846 3010A [5]
Thallium [a]	< 50	50	ug/l	5	12/10/21	12/16/21	ND	SW846 6010D [3]	SW846 3010A [5]
Vanadium	209	50	ug/l	1	12/10/21	12/15/21	ND	SW846 6010D [2]	SW846 3010A [5]
Zinc	501	20	ug/l	1	12/10/21	12/15/21	ND	SW846 6010D [2]	SW846 3010A [5]

(1) Instrument QC Batch: MA51573
(2) Instrument QC Batch: MA51610
(3) Instrument QC Batch: MA51617
(4) Instrument QC Batch: MA51625
(5) Prep QC Batch: MP30296
(6) Prep QC Batch: MP30311

(a) Elevated detection limit due to dilution required for high interfering element.

RL = Reporting Limit

Report of Analysis

Client Sample ID:	TT-SB-23GW		
Lab Sample ID:	JD36297-6A	**Date Sampled:**	12/07/21
Matrix:	AQ - Ground Water	**Date Received:**	12/07/21
Method:	EPA 537M BY ID IN HOUSE	**Percent Solids:**	n/a
Project:	2nd Avenue and 33-39th Street, Brooklyn, NY		

	File ID	DF	Analyzed	By	Prep Date	Prep Batch	Analytical Batch
Run #1 [a]	2Q82367.D	1	12/28/21 05:52	AFL	12/20/21 09:00	F:OP88921	F:S2Q1164
Run #2 [b]	2Q82430.D	5	12/29/21 01:31	AFL	12/20/21 09:00	F:OP88921	F:S2Q1165

	Initial Volume	Final Volume
Run #1	270 ml	1.0 ml
Run #2	270 ml	1.0 ml

PFAS List

CAS No.	Compound	Result	RL	MDL	Units	Q
PERFLUOROALKYLCARBOXYLIC ACIDS						
375-22-4	Perfluorobutanoic acid	9.4	3.7	1.9	ng/l	
2706-90-3	Perfluoropentanoic acid	5.9	1.9	0.93	ng/l	
307-24-4	Perfluorohexanoic acid	5.6	1.9	0.93	ng/l	
375-85-9	Perfluoroheptanoic acid	11.4	1.9	0.93	ng/l	
335-67-1	Perfluorooctanoic acid	111	1.9	0.93	ng/l	
375-95-1	Perfluorononanoic acid	1.1	1.9	0.93	ng/l	J
335-76-2	Perfluorodecanoic acid	ND	1.9	0.93	ng/l	
2058-94-8	Perfluoroundecanoic acid	ND	1.9	0.93	ng/l	
307-55-1	Perfluorododecanoic acid	ND	1.9	0.93	ng/l	
72629-94-8	Perfluorotridecanoic acid	ND	1.9	0.93	ng/l	
376-06-7	Perfluorotetradecanoic acid	ND	1.9	0.93	ng/l	
PERFLUOROALKYLSULFONIC ACIDS						
375-73-5	Perfluorobutanesulfonic acid	4.1	1.9	0.93	ng/l	
355-46-4	Perfluorohexanesulfonic acid	2.2	1.9	0.93	ng/l	
375-92-8	Perfluoroheptanesulfonic acid	ND	1.9	0.93	ng/l	
1763-23-1	Perfluorooctanesulfonic acid	3.6	1.9	0.93	ng/l	
335-77-3	Perfluorodecanesulfonic acid	ND	1.9	0.93	ng/l	
PERFLUOROOCTANESULFONAMIDES						
754-91-6	PFOSA	ND [c]	19	9.3	ng/l	
PERFLUOROOCTANESULFONAMIDOACETIC ACIDS						
2355-31-9	MeFOSAA	ND	3.7	1.9	ng/l	
2991-50-6	EtFOSAA	ND	3.7	1.9	ng/l	
FLUOROTELOMER SULFONATES						
27619-97-2	6:2 Fluorotelomer sulfonate	ND	7.4	1.9	ng/l	
39108-34-4	8:2 Fluorotelomer sulfonate	ND	7.4	1.9	ng/l	

ND = Not detected MDL = Method Detection Limit J = Indicates an estimated value
RL = Reporting Limit B = Indicates analyte found in associated method blank
E = Indicates value exceeds calibration range N = Indicates presumptive evidence of a compound

Report of Analysis

Client Sample ID:	TT-SB-23GW		
Lab Sample ID:	JD36297-6A	**Date Sampled:**	12/07/21
Matrix:	AQ - Ground Water	**Date Received:**	12/07/21
Method:	EPA 537M BY ID IN HOUSE	**Percent Solids:**	n/a
Project:	2nd Avenue and 33-39th Street, Brooklyn, NY		

PFAS List

CAS No.	ID Standard Recoveries	Run# 1	Run# 2	Limits
	13C4-PFBA	83%	73%	35-135%
	13C5-PFPeA	79%	73%	50-150%
	13C5-PFHxA	78%	72%	50-150%
	13C4-PFHpA	79%	74%	50-150%
	13C8-PFOA	83%	76%	50-150%
	13C9-PFNA	85%	77%	50-150%
	13C6-PFDA	88%	73%	50-150%
	13C7-PFUnDA	72%	61%	40-140%
	13C2-PFDoDA	61%	52%	40-140%
	13C2-PFTeDA	55%	45%	30-130%
	13C3-PFBS	83%	74%	50-150%
	13C3-PFHxS	82%	74%	50-150%
	13C8-PFOS	85%	72%	50-150%
	13C8-FOSA	27% [d]	38%	30-130%
	d3-MeFOSAA	79%	65%	40-140%
	d5-EtFOSAA	74%	55%	40-140%
	13C2-6:2FTS	88%	78%	50-150%
	13C2-8:2FTS	84%	60%	50-150%

(a) Analysis performed at SGS Orlando, FL.
(b) Dilution required due to matrix interference (ID recovery standard failure). Analysis performed at SGS Orlando, FL.
(c) Result is from Run# 2
(d) Outside control limits.

ND = Not detected MDL = Method Detection Limit J = Indicates an estimated value
RL = Reporting Limit B = Indicates analyte found in associated method blank
E = Indicates value exceeds calibration range N = Indicates presumptive evidence of a compound

Report of Analysis

Client Sample ID:	TT-SB-12GW		
Lab Sample ID:	JD36297-7	**Date Sampled:**	12/07/21
Matrix:	AQ - Ground Water	**Date Received:**	12/07/21
Method:	SW846 8260D	**Percent Solids:**	n/a
Project:	2nd Avenue and 33-39th Street, Brooklyn, NY		

	File ID	DF	Analyzed	By	Prep Date	Prep Batch	Analytical Batch
Run #1	L335796.D	1	12/10/21 07:41	JS	n/a	n/a	VL10097
Run #2							

	Purge Volume
Run #1	5.0 ml
Run #2	

VOA TCL List

CAS No.	Compound	Result	RL	MDL	Units	Q
67-64-1	Acetone	ND	10	3.1	ug/l	
71-43-2	Benzene	0.73	0.50	0.43	ug/l	
74-97-5	Bromochloromethane	ND	1.0	0.48	ug/l	
75-27-4	Bromodichloromethane	ND	1.0	0.45	ug/l	
75-25-2	Bromoform	ND	1.0	0.63	ug/l	
74-83-9	Bromomethane	ND	2.0	1.6	ug/l	
78-93-3	2-Butanone (MEK) [a]	ND	10	6.9	ug/l	
75-15-0	Carbon disulfide	ND	2.0	0.46	ug/l	
56-23-5	Carbon tetrachloride	ND	1.0	0.55	ug/l	
108-90-7	Chlorobenzene	ND	1.0	0.56	ug/l	
75-00-3	Chloroethane	ND	1.0	0.73	ug/l	
67-66-3	Chloroform	ND	1.0	0.50	ug/l	
74-87-3	Chloromethane	ND	1.0	0.76	ug/l	
110-82-7	Cyclohexane	ND	5.0	0.78	ug/l	
96-12-8	1,2-Dibromo-3-chloropropan [b]	ND	2.0	0.53	ug/l	
124-48-1	Dibromochloromethane	ND	1.0	0.56	ug/l	
106-93-4	1,2-Dibromoethane	ND	1.0	0.48	ug/l	
95-50-1	1,2-Dichlorobenzene	ND	1.0	0.53	ug/l	
541-73-1	1,3-Dichlorobenzene	ND	1.0	0.54	ug/l	
106-46-7	1,4-Dichlorobenzene	ND	1.0	0.51	ug/l	
75-71-8	Dichlorodifluoromethane	ND	2.0	0.56	ug/l	
75-34-3	1,1-Dichloroethane	ND	1.0	0.57	ug/l	
107-06-2	1,2-Dichloroethane	ND	1.0	0.60	ug/l	
75-35-4	1,1-Dichloroethene	ND	1.0	0.59	ug/l	
156-59-2	cis-1,2-Dichloroethene	ND	1.0	0.51	ug/l	
156-60-5	trans-1,2-Dichloroethene	ND	1.0	0.54	ug/l	
78-87-5	1,2-Dichloropropane	ND	1.0	0.51	ug/l	
10061-01-5	cis-1,3-Dichloropropene	ND	1.0	0.47	ug/l	
10061-02-6	trans-1,3-Dichloropropene	ND	1.0	0.43	ug/l	
100-41-4	Ethylbenzene	ND	1.0	0.60	ug/l	
76-13-1	Freon 113	ND	5.0	0.58	ug/l	
591-78-6	2-Hexanone	ND	5.0	2.0	ug/l	

ND = Not detected MDL = Method Detection Limit
RL = Reporting Limit
E = Indicates value exceeds calibration range

J = Indicates an estimated value
B = Indicates analyte found in associated method blank
N = Indicates presumptive evidence of a compound

Report of Analysis

Client Sample ID:	TT-SB-12GW		
Lab Sample ID:	JD36297-7	**Date Sampled:**	12/07/21
Matrix:	AQ - Ground Water	**Date Received:**	12/07/21
Method:	SW846 8260D	**Percent Solids:**	n/a
Project:	2nd Avenue and 33-39th Street, Brooklyn, NY		

VOA TCL List

CAS No.	Compound	Result	RL	MDL	Units	Q
98-82-8	Isopropylbenzene	ND	1.0	0.65	ug/l	
79-20-9	Methyl Acetate [a]	ND	5.0	0.80	ug/l	
108-87-2	Methylcyclohexane	ND	5.0	0.60	ug/l	
1634-04-4	Methyl Tert Butyl Ether	ND	1.0	0.51	ug/l	
108-10-1	4-Methyl-2-pentanone(MIBK)	ND	5.0	1.9	ug/l	
75-09-2	Methylene chloride	ND	2.0	1.0	ug/l	
100-42-5	Styrene	ND	1.0	0.49	ug/l	
79-34-5	1,1,2,2-Tetrachloroethane	ND	1.0	0.65	ug/l	
127-18-4	Tetrachloroethene	ND	1.0	0.90	ug/l	
108-88-3	Toluene	ND	1.0	0.53	ug/l	
87-61-6	1,2,3-Trichlorobenzene	ND	1.0	0.50	ug/l	
120-82-1	1,2,4-Trichlorobenzene	ND	1.0	0.50	ug/l	
71-55-6	1,1,1-Trichloroethane	ND	1.0	0.54	ug/l	
79-00-5	1,1,2-Trichloroethane	ND	1.0	0.53	ug/l	
79-01-6	Trichloroethene	ND	1.0	0.53	ug/l	
75-69-4	Trichlorofluoromethane	ND	2.0	0.40	ug/l	
75-01-4	Vinyl chloride	ND	1.0	0.79	ug/l	
	m,p-Xylene	ND	1.0	0.78	ug/l	
95-47-6	o-Xylene	ND	1.0	0.59	ug/l	
1330-20-7	Xylene (total)	ND	1.0	0.59	ug/l	

CAS No.	Surrogate Recoveries	Run# 1	Run# 2	Limits
1868-53-7	Dibromofluoromethane	104%		80-120%
17060-07-0	1,2-Dichloroethane-D4	100%		80-120%
2037-26-5	Toluene-D8	97%		80-120%
460-00-4	4-Bromofluorobenzene	100%		82-114%

CAS No.	Tentatively Identified Compounds	R.T.	Est. Conc.	Units	Q
	system artifact	1.57	12	ug/l	J
	Total TIC, Volatile		0	ug/l	

(a) Associated CCV outside of control limits high, sample was ND.
(b) Associated CCV outside of control limits high, sample was ND. This compound in blank spike is outside in house QC limits bias high.

ND = Not detected MDL = Method Detection Limit
RL = Reporting Limit
E = Indicates value exceeds calibration range

J = Indicates an estimated value
B = Indicates analyte found in associated method blank
N = Indicates presumptive evidence of a compound

Report of Analysis

Client Sample ID:	TT-SB-12GW		
Lab Sample ID:	JD36297-7	**Date Sampled:**	12/07/21
Matrix:	AQ - Ground Water	**Date Received:**	12/07/21
Method:	SW846 8270E SW846 3510C	**Percent Solids:**	n/a
Project:	2nd Avenue and 33-39th Street, Brooklyn, NY		

	File ID	DF	Analyzed	By	Prep Date	Prep Batch	Analytical Batch
Run #1 [a]	P146519.D	1	12/12/21 18:38	KLS	12/10/21 10:28	OP37019	EP6750
Run #2 [b]	P146668.D	1	12/18/21 11:02	CS	12/17/21 13:20	OP37190	EP6759

	Initial Volume	Final Volume
Run #1	980 ml	1.0 ml
Run #2	970 ml	1.0 ml

ABN TCL List (SOM0 2.0)

CAS No.	Compound	Result	RL	MDL	Units	Q
95-57-8	2-Chlorophenol	ND	5.1	0.84	ug/l	
59-50-7	4-Chloro-3-methyl phenol	ND	5.1	0.91	ug/l	
120-83-2	2,4-Dichlorophenol	ND	2.0	1.3	ug/l	
105-67-9	2,4-Dimethylphenol	ND	5.1	2.5	ug/l	
51-28-5	2,4-Dinitrophenol	ND	5.1	1.6	ug/l	
534-52-1	4,6-Dinitro-o-cresol	ND	5.1	1.3	ug/l	
95-48-7	2-Methylphenol	ND	2.0	0.91	ug/l	
	3&4-Methylphenol	ND	2.0	0.90	ug/l	
88-75-5	2-Nitrophenol	ND	5.1	0.98	ug/l	
100-02-7	4-Nitrophenol	ND	10	1.2	ug/l	
87-86-5	Pentachlorophenol	ND	4.1	1.4	ug/l	
108-95-2	Phenol	ND	2.0	0.40	ug/l	
58-90-2	2,3,4,6-Tetrachlorophenol	ND	5.1	1.5	ug/l	
95-95-4	2,4,5-Trichlorophenol	ND	5.1	1.4	ug/l	
88-06-2	2,4,6-Trichlorophenol	ND	5.1	0.94	ug/l	
83-32-9	Acenaphthene	1.2	1.0	0.19	ug/l	
208-96-8	Acenaphthylene	ND	1.0	0.14	ug/l	
98-86-2	Acetophenone	ND	2.0	0.21	ug/l	
120-12-7	Anthracene	ND	1.0	0.22	ug/l	
1912-24-9	Atrazine	ND	2.0	0.46	ug/l	
100-52-7	Benzaldehyde	ND	5.1	0.29	ug/l	
56-55-3	Benzo(a)anthracene	ND	1.0	0.21	ug/l	
50-32-8	Benzo(a)pyrene	ND	1.0	0.22	ug/l	
205-99-2	Benzo(b)fluoranthene	ND	1.0	0.21	ug/l	
191-24-2	Benzo(g,h,i)perylene	ND	1.0	0.35	ug/l	
207-08-9	Benzo(k)fluoranthene	ND	1.0	0.21	ug/l	
101-55-3	4-Bromophenyl phenyl ether	ND	2.0	0.41	ug/l	
85-68-7	Butyl benzyl phthalate	ND	2.0	0.47	ug/l	
92-52-4	1,1'-Biphenyl	ND	1.0	0.22	ug/l	
91-58-7	2-Chloronaphthalene	ND	2.0	0.24	ug/l	
106-47-8	4-Chloroaniline	ND	5.1	0.35	ug/l	
86-74-8	Carbazole	ND	1.0	0.23	ug/l	

ND = Not detected MDL = Method Detection Limit
RL = Reporting Limit
E = Indicates value exceeds calibration range

J = Indicates an estimated value
B = Indicates analyte found in associated method blank
N = Indicates presumptive evidence of a compound

Report of Analysis

Client Sample ID:	TT-SB-12GW		
Lab Sample ID:	JD36297-7	**Date Sampled:**	12/07/21
Matrix:	AQ - Ground Water	**Date Received:**	12/07/21
Method:	SW846 8270E SW846 3510C	**Percent Solids:**	n/a
Project:	2nd Avenue and 33-39th Street, Brooklyn, NY		

ABN TCL List (SOM0 2.0)

CAS No.	Compound	Result	RL	MDL	Units	Q
105-60-2	Caprolactam	ND	2.0	0.66	ug/l	
218-01-9	Chrysene	ND	1.0	0.18	ug/l	
111-91-1	bis(2-Chloroethoxy)methane	ND	2.0	0.28	ug/l	
111-44-4	bis(2-Chloroethyl)ether	ND	2.0	0.25	ug/l	
108-60-1	2,2'-Oxybis(1-chloropropane)	ND	2.0	0.41	ug/l	
7005-72-3	4-Chlorophenyl phenyl ether	ND	2.0	0.37	ug/l	
121-14-2	2,4-Dinitrotoluene	ND	1.0	0.56	ug/l	
606-20-2	2,6-Dinitrotoluene	ND	1.0	0.49	ug/l	
91-94-1	3,3'-Dichlorobenzidine	ND	2.0	0.52	ug/l	
123-91-1	1,4-Dioxane	ND	1.0	0.67	ug/l	
53-70-3	Dibenzo(a,h)anthracene	ND	1.0	0.34	ug/l	
132-64-9	Dibenzofuran	0.39	5.1	0.22	ug/l	J
84-74-2	Di-n-butyl phthalate	ND	2.0	0.51	ug/l	
117-84-0	Di-n-octyl phthalate	ND	2.0	0.24	ug/l	
84-66-2	Diethyl phthalate	ND	2.0	0.27	ug/l	
131-11-3	Dimethyl phthalate	ND	2.0	0.22	ug/l	
117-81-7	bis(2-Ethylhexyl)phthalate	ND	2.0	1.7	ug/l	
206-44-0	Fluoranthene	0.23	1.0	0.17	ug/l	J
86-73-7	Fluorene	0.18	1.0	0.17	ug/l	J
118-74-1	Hexachlorobenzene	ND	1.0	0.33	ug/l	
87-68-3	Hexachlorobutadiene	ND	1.0	0.50	ug/l	
77-47-4	Hexachlorocyclopentadiene	ND	10	2.8	ug/l	
67-72-1	Hexachloroethane	ND	2.0	0.40	ug/l	
193-39-5	Indeno(1,2,3-cd)pyrene	ND	1.0	0.34	ug/l	
78-59-1	Isophorone	ND	2.0	0.28	ug/l	
91-57-6	2-Methylnaphthalene	ND	1.0	0.21	ug/l	
88-74-4	2-Nitroaniline	ND	5.1	0.28	ug/l	
99-09-2	3-Nitroaniline	ND	5.1	0.39	ug/l	
100-01-6	4-Nitroaniline	ND	5.1	0.45	ug/l	
91-20-3	Naphthalene	1.0	1.0	0.24	ug/l	
98-95-3	Nitrobenzene	ND	2.0	0.66	ug/l	
621-64-7	N-Nitroso-di-n-propylamine	ND	2.0	0.49	ug/l	
86-30-6	N-Nitrosodiphenylamine	ND	5.1	0.23	ug/l	
85-01-8	Phenanthrene	0.54	1.0	0.18	ug/l	J
129-00-0	Pyrene	ND	1.0	0.22	ug/l	
95-94-3	1,2,4,5-Tetrachlorobenzene	ND	2.0	0.38	ug/l	

CAS No.	Surrogate Recoveries	Run# 1	Run# 2	Limits
367-12-4	2-Fluorophenol	30%	28%	10-90%

ND = Not detected MDL = Method Detection Limit
RL = Reporting Limit
E = Indicates value exceeds calibration range

J = Indicates an estimated value
B = Indicates analyte found in associated method blank
N = Indicates presumptive evidence of a compound

Report of Analysis

Client Sample ID:	TT-SB-12GW		
Lab Sample ID:	JD36297-7	**Date Sampled:**	12/07/21
Matrix:	AQ - Ground Water	**Date Received:**	12/07/21
Method:	SW846 8270E SW846 3510C	**Percent Solids:**	n/a
Project:	2nd Avenue and 33-39th Street, Brooklyn, NY		

ABN TCL List (SOM0 2.0)

CAS No.	Surrogate Recoveries	Run# 1	Run# 2	Limits
4165-62-2	Phenol-d5	21%	19%	10-101%
118-79-6	2,4,6-Tribromophenol	67%	83%	23-155%
4165-60-0	Nitrobenzene-d5	52%	68%	25-141%
321-60-8	2-Fluorobiphenyl	57%	67%	35-126%
1718-51-0	Terphenyl-d14	45%	49%	15-139%

CAS No.	Tentatively Identified Compounds	R.T.	Est. Conc.	Units	Q
10544-50-0	Cyclic octaatomic sulfur	10.79	74	ug/l	JN
	Total TIC, Semi-Volatile		74	ug/l	J

(a) There are compounds in BS were outside in house QC limits. The results confirmed by reextraction outside the holding time.
(b) Sample extracted outside the holding time. Confirmation run.

ND = Not detected MDL = Method Detection Limit
RL = Reporting Limit
E = Indicates value exceeds calibration range

J = Indicates an estimated value
B = Indicates analyte found in associated method blank
N = Indicates presumptive evidence of a compound

Report of Analysis

Client Sample ID:	TT-SB-12GW		
Lab Sample ID:	JD36297-7	**Date Sampled:**	12/07/21
Matrix:	AQ - Ground Water	**Date Received:**	12/07/21
Method:	SW846 8270E BY SIM SW846 3510C	**Percent Solids:**	n/a
Project:	2nd Avenue and 33-39th Street, Brooklyn, NY		

	File ID	DF	Analyzed	By	Prep Date	Prep Batch	Analytical Batch
Run #1	4M105105.D	1	12/14/21 19:57	KLS	12/10/21 10:28	OP37019A	E4M4885
Run #2							

	Initial Volume	Final Volume
Run #1	980 ml	1.0 ml
Run #2		

CAS No.	Compound	Result	RL	MDL	Units	Q
123-91-1	1,4-Dioxane	0.0615	0.10	0.051	ug/l	J

CAS No.	Surrogate Recoveries	Run# 1	Run# 2	Limits
4165-60-0	Nitrobenzene-d5	81%		21-121%
321-60-8	2-Fluorobiphenyl	84%		27-107%
1718-51-0	Terphenyl-d14	68%		25-118%

ND = Not detected MDL = Method Detection Limit J = Indicates an estimated value
RL = Reporting Limit B = Indicates analyte found in associated method blank
E = Indicates value exceeds calibration range N = Indicates presumptive evidence of a compound

Report of Analysis

Client Sample ID:	TT-SB-12GW		
Lab Sample ID:	JD36297-7	**Date Sampled:**	12/07/21
Matrix:	AQ - Ground Water	**Date Received:**	12/07/21
Method:	SW846 8151A SW846 3510C	**Percent Solids:**	n/a
Project:	2nd Avenue and 33-39th Street, Brooklyn, NY		

	File ID	DF	Analyzed	By	Prep Date	Prep Batch	Analytical Batch
Run #1	OA155604.D	1	12/16/21 09:47	CP	12/10/21 20:45	OP37027	GOA5503
Run #2							

	Initial Volume	Final Volume
Run #1	245 ml	2.0 ml
Run #2		

Herbicide List

CAS No.	Compound	Result	RL	MDL	Units	Q
94-75-7	2,4-D	ND	0.41	0.081	ug/l	
93-72-1	2,4,5-TP (Silvex)	ND	0.082	0.051	ug/l	
93-76-5	2,4,5-T	ND	0.082	0.016	ug/l	

CAS No.	Surrogate Recoveries	Run# 1	Run# 2	Limits
19719-28-9	2,4-DCAA	107%		10-200%
19719-28-9	2,4-DCAA	86%		10-200%

ND = Not detected MDL = Method Detection Limit
RL = Reporting Limit
E = Indicates value exceeds calibration range

J = Indicates an estimated value
B = Indicates analyte found in associated method blank
N = Indicates presumptive evidence of a compound

Report of Analysis

Client Sample ID:	TT-SB-12GW		
Lab Sample ID:	JD36297-7	**Date Sampled:**	12/07/21
Matrix:	AQ - Ground Water	**Date Received:**	12/07/21
Method:	SW846 8081B SW846 3510C	**Percent Solids:**	n/a
Project:	2nd Avenue and 33-39th Street, Brooklyn, NY		

	File ID	DF	Analyzed	By	Prep Date	Prep Batch	Analytical Batch
Run #1 [a]	6G81191.D	1	12/15/21 01:55	CP	12/09/21 16:45	OP37028	G6G2871
Run #2							

	Initial Volume	Final Volume
Run #1	250 ml	2.0 ml
Run #2		

Pesticide TCL List

CAS No.	Compound	Result	RL	MDL	Units	Q
309-00-2	Aldrin	ND	0.0080	0.0041	ug/l	
319-84-6	alpha-BHC	ND	0.0080	0.0042	ug/l	
319-85-7	beta-BHC	ND	0.0080	0.0064	ug/l	
319-86-8	delta-BHC	ND	0.0080	0.0053	ug/l	
58-89-9	gamma-BHC (Lindane)	ND	0.0080	0.0048	ug/l	
5103-71-9	alpha-Chlordane	ND	0.0080	0.0039	ug/l	
5103-74-2	gamma-Chlordane	ND	0.0080	0.0034	ug/l	
60-57-1	Dieldrin	ND	0.0080	0.0061	ug/l	
72-54-8	4,4'-DDD	ND	0.0080	0.0046	ug/l	
72-55-9	4,4'-DDE	ND	0.0080	0.0040	ug/l	
50-29-3	4,4'-DDT	ND	0.0080	0.0055	ug/l	
72-20-8	Endrin	ND	0.0080	0.0048	ug/l	
1031-07-8	Endosulfan sulfate	ND	0.0080	0.0044	ug/l	
7421-93-4	Endrin aldehyde	ND	0.0080	0.0054	ug/l	
53494-70-5	Endrin ketone	ND	0.0080	0.0050	ug/l	
959-98-8	Endosulfan-I	ND	0.0080	0.0042	ug/l	
33213-65-9	Endosulfan-II	ND	0.0080	0.0039	ug/l	
76-44-8	Heptachlor	ND	0.0080	0.0036	ug/l	
1024-57-3	Heptachlor epoxide	ND	0.0080	0.0048	ug/l	
72-43-5	Methoxychlor	ND	0.016	0.0054	ug/l	
8001-35-2	Toxaphene	ND	0.20	0.13	ug/l	

CAS No.	Surrogate Recoveries	Run# 1	Run# 2	Limits
877-09-8	Tetrachloro-m-xylene	99%		10-190%
877-09-8	Tetrachloro-m-xylene	91%		10-190%
2051-24-3	Decachlorobiphenyl	41%		10-156%
2051-24-3	Decachlorobiphenyl	50%		10-156%

(a) Had TBA cleanup.

ND = Not detected MDL = Method Detection Limit
RL = Reporting Limit
E = Indicates value exceeds calibration range

J = Indicates an estimated value
B = Indicates analyte found in associated method blank
N = Indicates presumptive evidence of a compound

Report of Analysis

Client Sample ID:	TT-SB-12GW		
Lab Sample ID:	JD36297-7	**Date Sampled:**	12/07/21
Matrix:	AQ - Ground Water	**Date Received:**	12/07/21
Method:	SW846 8082A SW846 3510C	**Percent Solids:**	n/a
Project:	2nd Avenue and 33-39th Street, Brooklyn, NY		

	File ID	DF	Analyzed	By	Prep Date	Prep Batch	Analytical Batch
Run #1	XX2475667.D	1	12/13/21 09:29	TL	12/09/21 16:45	OP37029	GXX7681
Run #2							

	Initial Volume	Final Volume
Run #1	250 ml	2.0 ml
Run #2		

PCB List

CAS No.	Compound	Result	RL	MDL	Units	Q
12674-11-2	Aroclor 1016	ND	0.40	0.16	ug/l	
11104-28-2	Aroclor 1221	ND	0.40	0.34	ug/l	
11141-16-5	Aroclor 1232	ND	0.40	0.21	ug/l	
53469-21-9	Aroclor 1242	ND	0.40	0.18	ug/l	
12672-29-6	Aroclor 1248	ND	0.40	0.10	ug/l	
11097-69-1	Aroclor 1254	ND	0.40	0.33	ug/l	
11096-82-5	Aroclor 1260	ND	0.40	0.12	ug/l	
11100-14-4	Aroclor 1268	ND	0.40	0.14	ug/l	
37324-23-5	Aroclor 1262	ND	0.40	0.15	ug/l	

CAS No.	Surrogate Recoveries	Run# 1	Run# 2	Limits
877-09-8	Tetrachloro-m-xylene	65%		10-174%
877-09-8	Tetrachloro-m-xylene	66%		10-174%
2051-24-3	Decachlorobiphenyl	38%		10-151%
2051-24-3	Decachlorobiphenyl	35%		10-151%

ND = Not detected MDL = Method Detection Limit
RL = Reporting Limit
E = Indicates value exceeds calibration range

J = Indicates an estimated value
B = Indicates analyte found in associated method blank
N = Indicates presumptive evidence of a compound

Report of Analysis

Client Sample ID:	TT-SB-12GW		
Lab Sample ID:	JD36297-7	**Date Sampled:**	12/07/21
Matrix:	AQ - Ground Water	**Date Received:**	12/07/21
		Percent Solids:	n/a
Project:	2nd Avenue and 33-39th Street, Brooklyn, NY		

Total Metals Analysis

Analyte	Result	RL	Units	DF	Prep	Analyzed	By	Method	Prep Method
Aluminum	< 200	200	ug/l	1	12/10/21	12/15/21	ND	SW846 6010D [2]	SW846 3010A [4]
Antimony	< 6.0	6.0	ug/l	1	12/10/21	12/15/21	ND	SW846 6010D [2]	SW846 3010A [4]
Arsenic [a]	< 15	15	ug/l	5	12/10/21	12/16/21	ND	SW846 6010D [3]	SW846 3010A [4]
Barium	< 200	200	ug/l	1	12/10/21	12/15/21	ND	SW846 6010D [2]	SW846 3010A [4]
Beryllium	2.0	1.0	ug/l	1	12/10/21	12/15/21	ND	SW846 6010D [2]	SW846 3010A [4]
Cadmium	< 3.0	3.0	ug/l	1	12/10/21	12/15/21	ND	SW846 6010D [2]	SW846 3010A [4]
Calcium	210000	25000	ug/l	5	12/10/21	12/16/21	ND	SW846 6010D [3]	SW846 3010A [4]
Chromium	< 10	10	ug/l	1	12/10/21	12/15/21	ND	SW846 6010D [2]	SW846 3010A [4]
Cobalt	< 50	50	ug/l	1	12/10/21	12/15/21	ND	SW846 6010D [2]	SW846 3010A [4]
Copper	< 10	10	ug/l	1	12/10/21	12/15/21	ND	SW846 6010D [2]	SW846 3010A [4]
Iron	806	100	ug/l	1	12/10/21	12/15/21	ND	SW846 6010D [2]	SW846 3010A [4]
Lead [a]	< 15	15	ug/l	5	12/10/21	12/16/21	ND	SW846 6010D [3]	SW846 3010A [4]
Magnesium	276000	5000	ug/l	1	12/10/21	12/15/21	ND	SW846 6010D [2]	SW846 3010A [4]
Manganese	27.6	15	ug/l	1	12/10/21	12/15/21	ND	SW846 6010D [2]	SW846 3010A [4]
Mercury	< 0.20	0.20	ug/l	1	12/10/21	12/10/21	SB	SW846 7470A [1]	SW846 7470A [5]
Nickel	< 10	10	ug/l	1	12/10/21	12/15/21	ND	SW846 6010D [2]	SW846 3010A [4]
Potassium	189000	10000	ug/l	1	12/10/21	12/15/21	ND	SW846 6010D [2]	SW846 3010A [4]
Selenium	< 10	10	ug/l	1	12/10/21	12/15/21	ND	SW846 6010D [2]	SW846 3010A [4]
Silver	< 10	10	ug/l	1	12/10/21	12/15/21	ND	SW846 6010D [2]	SW846 3010A [4]
Sodium	3760000	500000	ug/l	50	12/10/21	12/16/21	ND	SW846 6010D [3]	SW846 3010A [4]
Thallium	< 10	10	ug/l	1	12/10/21	12/15/21	ND	SW846 6010D [2]	SW846 3010A [4]
Vanadium	< 50	50	ug/l	1	12/10/21	12/15/21	ND	SW846 6010D [2]	SW846 3010A [4]
Zinc	39.5	20	ug/l	1	12/10/21	12/15/21	ND	SW846 6010D [2]	SW846 3010A [4]

(1) Instrument QC Batch: MA51573
(2) Instrument QC Batch: MA51610
(3) Instrument QC Batch: MA51617
(4) Prep QC Batch: MP30296
(5) Prep QC Batch: MP30311

(a) Elevated detection limit due to dilution required for high interfering element.

RL = Reporting Limit

Report of Analysis

Client Sample ID:	TT-SB-12GW		
Lab Sample ID:	JD36297-7A	**Date Sampled:**	12/07/21
Matrix:	AQ - Ground Water	**Date Received:**	12/07/21
Method:	EPA 537M BY ID IN HOUSE	**Percent Solids:**	n/a
Project:	2nd Avenue and 33-39th Street, Brooklyn, NY		

	File ID	DF	Analyzed	By	Prep Date	Prep Batch	Analytical Batch
Run #1 [a]	2Q82368.D	1	12/28/21 06:11	AFL	12/20/21 09:00	F:OP88921	F:S2Q1164
Run #2 [b]	2Q82431.D	5	12/29/21 01:50	AFL	12/20/21 09:00	F:OP88921	F:S2Q1165

	Initial Volume	Final Volume
Run #1	270 ml	1.0 ml
Run #2	270 ml	1.0 ml

PFAS List

CAS No.	Compound	Result	RL	MDL	Units	Q
PERFLUOROALKYLCARBOXYLIC ACIDS						
375-22-4	Perfluorobutanoic acid	5.4	3.7	1.9	ng/l	
2706-90-3	Perfluoropentanoic acid	1.7	1.9	0.93	ng/l	J
307-24-4	Perfluorohexanoic acid	2.9	1.9	0.93	ng/l	
375-85-9	Perfluoroheptanoic acid	4.3	1.9	0.93	ng/l	
335-67-1	Perfluorooctanoic acid	26.6	1.9	0.93	ng/l	
375-95-1	Perfluorononanoic acid	0.96	1.9	0.93	ng/l	J
335-76-2	Perfluorodecanoic acid	ND	1.9	0.93	ng/l	
2058-94-8	Perfluoroundecanoic acid	ND	1.9	0.93	ng/l	
307-55-1	Perfluorododecanoic acid	ND	1.9	0.93	ng/l	
72629-94-8	Perfluorotridecanoic acid	ND	1.9	0.93	ng/l	
376-06-7	Perfluorotetradecanoic acid	ND	1.9	0.93	ng/l	
PERFLUOROALKYLSULFONIC ACIDS						
375-73-5	Perfluorobutanesulfonic acid	ND	1.9	0.93	ng/l	
355-46-4	Perfluorohexanesulfonic acid	ND	1.9	0.93	ng/l	
375-92-8	Perfluoroheptanesulfonic acid	ND	1.9	0.93	ng/l	
1763-23-1	Perfluorooctanesulfonic acid	11.6	1.9	0.93	ng/l	
335-77-3	Perfluorodecanesulfonic acid	ND	1.9	0.93	ng/l	
PERFLUOROOCTANESULFONAMIDES						
754-91-6	PFOSA	ND [c]	19	9.3	ng/l	
PERFLUOROOCTANESULFONAMIDOACETIC ACIDS						
2355-31-9	MeFOSAA	ND	3.7	1.9	ng/l	
2991-50-6	EtFOSAA	2.7	3.7	1.9	ng/l	J
FLUOROTELOMER SULFONATES						
27619-97-2	6:2 Fluorotelomer sulfonate	ND	7.4	1.9	ng/l	
39108-34-4	8:2 Fluorotelomer sulfonate	ND	7.4	1.9	ng/l	

ND = Not detected MDL = Method Detection Limit J = Indicates an estimated value
RL = Reporting Limit B = Indicates analyte found in associated method blank
E = Indicates value exceeds calibration range N = Indicates presumptive evidence of a compound

Report of Analysis

Client Sample ID:	TT-SB-12GW		
Lab Sample ID:	JD36297-7A	**Date Sampled:**	12/07/21
Matrix:	AQ - Ground Water	**Date Received:**	12/07/21
Method:	EPA 537M BY ID IN HOUSE	**Percent Solids:**	n/a
Project:	2nd Avenue and 33-39th Street, Brooklyn, NY		

PFAS List

CAS No.	ID Standard Recoveries	Run# 1	Run# 2	Limits
	13C4-PFBA	85%	89%	35-135%
	13C5-PFPeA	77%	85%	50-150%
	13C5-PFHxA	71%	82%	50-150%
	13C4-PFHpA	73%	84%	50-150%
	13C8-PFOA	77%	85%	50-150%
	13C9-PFNA	81%	83%	50-150%
	13C6-PFDA	86%	88%	50-150%
	13C7-PFUnDA	89%	83%	40-140%
	13C2-PFDoDA	73%	69%	40-140%
	13C2-PFTeDA	59%	53%	30-130%
	13C3-PFBS	83%	83%	50-150%
	13C3-PFHxS	80%	85%	50-150%
	13C8-PFOS	84%	83%	50-150%
	13C8-FOSA	23% [d]	31%	30-130%
	d3-MeFOSAA	82%	103%	40-140%
	d5-EtFOSAA	93%	96%	40-140%
	13C2-6:2FTS	82%	95%	50-150%
	13C2-8:2FTS	94%	78%	50-150%

(a) Analysis performed at SGS Orlando, FL.
(b) Dilution required due to matrix interference (ID recovery standard failure). Analysis performed at SGS Orlando, FL.
(c) Result is from Run# 2
(d) Outside control limits.

ND = Not detected MDL = Method Detection Limit
RL = Reporting Limit
E = Indicates value exceeds calibration range
J = Indicates an estimated value
B = Indicates analyte found in associated method blank
N = Indicates presumptive evidence of a compound

Report of Analysis

Client Sample ID:	GW-DUP-01		
Lab Sample ID:	JD36297-8	**Date Sampled:**	12/07/21
Matrix:	AQ - Ground Water	**Date Received:**	12/07/21
Method:	SW846 8260D	**Percent Solids:**	n/a
Project:	2nd Avenue and 33-39th Street, Brooklyn, NY		

	File ID	DF	Analyzed	By	Prep Date	Prep Batch	Analytical Batch
Run #1	L335797.D	1	12/10/21 08:02	JS	n/a	n/a	VL10097
Run #2							

	Purge Volume
Run #1	5.0 ml
Run #2	

VOA TCL List

CAS No.	Compound	Result	RL	MDL	Units	Q
67-64-1	Acetone	ND	10	3.1	ug/l	
71-43-2	Benzene	0.74	0.50	0.43	ug/l	
74-97-5	Bromochloromethane	ND	1.0	0.48	ug/l	
75-27-4	Bromodichloromethane	ND	1.0	0.45	ug/l	
75-25-2	Bromoform	ND	1.0	0.63	ug/l	
74-83-9	Bromomethane	ND	2.0	1.6	ug/l	
78-93-3	2-Butanone (MEK) [a]	ND	10	6.9	ug/l	
75-15-0	Carbon disulfide	0.46	2.0	0.46	ug/l	J
56-23-5	Carbon tetrachloride	ND	1.0	0.55	ug/l	
108-90-7	Chlorobenzene	ND	1.0	0.56	ug/l	
75-00-3	Chloroethane	ND	1.0	0.73	ug/l	
67-66-3	Chloroform	ND	1.0	0.50	ug/l	
74-87-3	Chloromethane	ND	1.0	0.76	ug/l	
110-82-7	Cyclohexane	ND	5.0	0.78	ug/l	
96-12-8	1,2-Dibromo-3-chloropropan [b]	ND	2.0	0.53	ug/l	
124-48-1	Dibromochloromethane	ND	1.0	0.56	ug/l	
106-93-4	1,2-Dibromoethane	ND	1.0	0.48	ug/l	
95-50-1	1,2-Dichlorobenzene	ND	1.0	0.53	ug/l	
541-73-1	1,3-Dichlorobenzene	ND	1.0	0.54	ug/l	
106-46-7	1,4-Dichlorobenzene	ND	1.0	0.51	ug/l	
75-71-8	Dichlorodifluoromethane	ND	2.0	0.56	ug/l	
75-34-3	1,1-Dichloroethane	ND	1.0	0.57	ug/l	
107-06-2	1,2-Dichloroethane	ND	1.0	0.60	ug/l	
75-35-4	1,1-Dichloroethene	ND	1.0	0.59	ug/l	
156-59-2	cis-1,2-Dichloroethene	ND	1.0	0.51	ug/l	
156-60-5	trans-1,2-Dichloroethene	ND	1.0	0.54	ug/l	
78-87-5	1,2-Dichloropropane	ND	1.0	0.51	ug/l	
10061-01-5	cis-1,3-Dichloropropene	ND	1.0	0.47	ug/l	
10061-02-6	trans-1,3-Dichloropropene	ND	1.0	0.43	ug/l	
100-41-4	Ethylbenzene	ND	1.0	0.60	ug/l	
76-13-1	Freon 113	ND	5.0	0.58	ug/l	
591-78-6	2-Hexanone	ND	5.0	2.0	ug/l	

ND = Not detected MDL = Method Detection Limit
RL = Reporting Limit
E = Indicates value exceeds calibration range

J = Indicates an estimated value
B = Indicates analyte found in associated method blank
N = Indicates presumptive evidence of a compound

Report of Analysis

Client Sample ID:	GW-DUP-01		
Lab Sample ID:	JD36297-8	**Date Sampled:**	12/07/21
Matrix:	AQ - Ground Water	**Date Received:**	12/07/21
Method:	SW846 8260D	**Percent Solids:**	n/a
Project:	2nd Avenue and 33-39th Street, Brooklyn, NY		

VOA TCL List

CAS No.	Compound	Result	RL	MDL	Units	Q
98-82-8	Isopropylbenzene	ND	1.0	0.65	ug/l	
79-20-9	Methyl Acetate [a]	ND	5.0	0.80	ug/l	
108-87-2	Methylcyclohexane	ND	5.0	0.60	ug/l	
1634-04-4	Methyl Tert Butyl Ether	ND	1.0	0.51	ug/l	
108-10-1	4-Methyl-2-pentanone(MIBK)	ND	5.0	1.9	ug/l	
75-09-2	Methylene chloride	ND	2.0	1.0	ug/l	
100-42-5	Styrene	ND	1.0	0.49	ug/l	
79-34-5	1,1,2,2-Tetrachloroethane	ND	1.0	0.65	ug/l	
127-18-4	Tetrachloroethene	ND	1.0	0.90	ug/l	
108-88-3	Toluene	ND	1.0	0.53	ug/l	
87-61-6	1,2,3-Trichlorobenzene	ND	1.0	0.50	ug/l	
120-82-1	1,2,4-Trichlorobenzene	ND	1.0	0.50	ug/l	
71-55-6	1,1,1-Trichloroethane	ND	1.0	0.54	ug/l	
79-00-5	1,1,2-Trichloroethane	ND	1.0	0.53	ug/l	
79-01-6	Trichloroethene	ND	1.0	0.53	ug/l	
75-69-4	Trichlorofluoromethane	ND	2.0	0.40	ug/l	
75-01-4	Vinyl chloride	ND	1.0	0.79	ug/l	
	m,p-Xylene	ND	1.0	0.78	ug/l	
95-47-6	o-Xylene	ND	1.0	0.59	ug/l	
1330-20-7	Xylene (total)	ND	1.0	0.59	ug/l	

CAS No.	Surrogate Recoveries	Run# 1	Run# 2	Limits
1868-53-7	Dibromofluoromethane	106%		80-120%
17060-07-0	1,2-Dichloroethane-D4	98%		80-120%
2037-26-5	Toluene-D8	98%		80-120%
460-00-4	4-Bromofluorobenzene	104%		82-114%

CAS No.	Tentatively Identified Compounds	R.T.	Est. Conc.	Units	Q
	system artifact	1.57	9.8	ug/l	J
7446-09-5	Sulfur dioxide	1.80	9.2	ug/l	JN
	Total TIC, Volatile		9.2	ug/l	J

(a) Associated CCV outside of control limits high, sample was ND.
(b) Associated CCV outside of control limits high, sample was ND. This compound in blank spike is outside in house QC limits bias high.

ND = Not detected MDL = Method Detection Limit
RL = Reporting Limit
E = Indicates value exceeds calibration range

J = Indicates an estimated value
B = Indicates analyte found in associated method blank
N = Indicates presumptive evidence of a compound

Report of Analysis

Client Sample ID:	GW-DUP-01		
Lab Sample ID:	JD36297-8	**Date Sampled:**	12/07/21
Matrix:	AQ - Ground Water	**Date Received:**	12/07/21
Method:	SW846 8270E SW846 3510C	**Percent Solids:**	n/a
Project:	2nd Avenue and 33-39th Street, Brooklyn, NY		

	File ID	DF	Analyzed	By	Prep Date	Prep Batch	Analytical Batch
Run #1 [a]	P146520.D	1	12/12/21 19:03	KLS	12/10/21 10:28	OP37019	EP6750
Run #2 [b]	P146669.D	1	12/18/21 11:27	CS	12/17/21 13:20	OP37190	EP6759

	Initial Volume	Final Volume
Run #1	970 ml	1.0 ml
Run #2	970 ml	1.0 ml

ABN TCL List (SOM0 2.0)

CAS No.	Compound	Result	RL	MDL	Units	Q
95-57-8	2-Chlorophenol	ND	5.2	0.85	ug/l	
59-50-7	4-Chloro-3-methyl phenol	ND	5.2	0.92	ug/l	
120-83-2	2,4-Dichlorophenol	ND	2.1	1.3	ug/l	
105-67-9	2,4-Dimethylphenol	ND	5.2	2.5	ug/l	
51-28-5	2,4-Dinitrophenol	ND	5.2	1.6	ug/l	
534-52-1	4,6-Dinitro-o-cresol	ND	5.2	1.3	ug/l	
95-48-7	2-Methylphenol	ND	2.1	0.92	ug/l	
	3&4-Methylphenol	ND	2.1	0.91	ug/l	
88-75-5	2-Nitrophenol	ND	5.2	0.99	ug/l	
100-02-7	4-Nitrophenol	ND	10	1.2	ug/l	
87-86-5	Pentachlorophenol	ND	4.1	1.4	ug/l	
108-95-2	Phenol	ND	2.1	0.40	ug/l	
58-90-2	2,3,4,6-Tetrachlorophenol	ND	5.2	1.5	ug/l	
95-95-4	2,4,5-Trichlorophenol	ND	5.2	1.4	ug/l	
88-06-2	2,4,6-Trichlorophenol	ND	5.2	0.95	ug/l	
83-32-9	Acenaphthene	1.1	1.0	0.20	ug/l	
208-96-8	Acenaphthylene	ND	1.0	0.14	ug/l	
98-86-2	Acetophenone	ND	2.1	0.21	ug/l	
120-12-7	Anthracene	ND	1.0	0.22	ug/l	
1912-24-9	Atrazine	ND	2.1	0.46	ug/l	
100-52-7	Benzaldehyde	ND	5.2	0.30	ug/l	
56-55-3	Benzo(a)anthracene	ND	1.0	0.21	ug/l	
50-32-8	Benzo(a)pyrene	ND	1.0	0.22	ug/l	
205-99-2	Benzo(b)fluoranthene	ND	1.0	0.21	ug/l	
191-24-2	Benzo(g,h,i)perylene	ND	1.0	0.35	ug/l	
207-08-9	Benzo(k)fluoranthene	ND	1.0	0.21	ug/l	
101-55-3	4-Bromophenyl phenyl ether	ND	2.1	0.42	ug/l	
85-68-7	Butyl benzyl phthalate	ND	2.1	0.47	ug/l	
92-52-4	1,1'-Biphenyl	ND	1.0	0.22	ug/l	
91-58-7	2-Chloronaphthalene	ND	2.1	0.24	ug/l	
106-47-8	4-Chloroaniline	ND	5.2	0.35	ug/l	
86-74-8	Carbazole	ND	1.0	0.24	ug/l	

ND = Not detected MDL = Method Detection Limit
RL = Reporting Limit
E = Indicates value exceeds calibration range

J = Indicates an estimated value
B = Indicates analyte found in associated method blank
N = Indicates presumptive evidence of a compound

Report of Analysis

Client Sample ID:	GW-DUP-01		
Lab Sample ID:	JD36297-8	**Date Sampled:**	12/07/21
Matrix:	AQ - Ground Water	**Date Received:**	12/07/21
Method:	SW846 8270E SW846 3510C	**Percent Solids:**	n/a
Project:	2nd Avenue and 33-39th Street, Brooklyn, NY		

ABN TCL List (SOM0 2.0)

CAS No.	Compound	Result	RL	MDL	Units	Q
105-60-2	Caprolactam	ND	2.1	0.67	ug/l	
218-01-9	Chrysene	ND	1.0	0.18	ug/l	
111-91-1	bis(2-Chloroethoxy)methane	ND	2.1	0.29	ug/l	
111-44-4	bis(2-Chloroethyl)ether	ND	2.1	0.26	ug/l	
108-60-1	2,2'-Oxybis(1-chloropropane)	ND	2.1	0.42	ug/l	
7005-72-3	4-Chlorophenyl phenyl ether	ND	2.1	0.38	ug/l	
121-14-2	2,4-Dinitrotoluene	ND	1.0	0.57	ug/l	
606-20-2	2,6-Dinitrotoluene	ND	1.0	0.49	ug/l	
91-94-1	3,3'-Dichlorobenzidine	ND	2.1	0.52	ug/l	
123-91-1	1,4-Dioxane	ND	1.0	0.68	ug/l	
53-70-3	Dibenzo(a,h)anthracene	ND	1.0	0.34	ug/l	
132-64-9	Dibenzofuran	0.36	5.2	0.23	ug/l	J
84-74-2	Di-n-butyl phthalate	ND	2.1	0.51	ug/l	
117-84-0	Di-n-octyl phthalate	ND	2.1	0.24	ug/l	
84-66-2	Diethyl phthalate	ND	2.1	0.27	ug/l	
131-11-3	Dimethyl phthalate	ND	2.1	0.22	ug/l	
117-81-7	bis(2-Ethylhexyl)phthalate	ND	2.1	1.7	ug/l	
206-44-0	Fluoranthene	ND	1.0	0.18	ug/l	
86-73-7	Fluorene	ND	1.0	0.18	ug/l	
118-74-1	Hexachlorobenzene	ND	1.0	0.34	ug/l	
87-68-3	Hexachlorobutadiene	ND	1.0	0.51	ug/l	
77-47-4	Hexachlorocyclopentadiene	ND	10	2.9	ug/l	
67-72-1	Hexachloroethane	ND	2.1	0.40	ug/l	
193-39-5	Indeno(1,2,3-cd)pyrene	ND	1.0	0.34	ug/l	
78-59-1	Isophorone	ND	2.1	0.29	ug/l	
91-57-6	2-Methylnaphthalene	ND	1.0	0.22	ug/l	
88-74-4	2-Nitroaniline	ND	5.2	0.29	ug/l	
99-09-2	3-Nitroaniline	ND	5.2	0.40	ug/l	
100-01-6	4-Nitroaniline	ND	5.2	0.45	ug/l	
91-20-3	Naphthalene	0.89	1.0	0.24	ug/l	J
98-95-3	Nitrobenzene	ND	2.1	0.66	ug/l	
621-64-7	N-Nitroso-di-n-propylamine	ND	2.1	0.50	ug/l	
86-30-6	N-Nitrosodiphenylamine	ND	5.2	0.23	ug/l	
85-01-8	Phenanthrene	0.52	1.0	0.18	ug/l	J
129-00-0	Pyrene	ND	1.0	0.23	ug/l	
95-94-3	1,2,4,5-Tetrachlorobenzene	ND	2.1	0.38	ug/l	

CAS No.	Surrogate Recoveries	Run# 1	Run# 2	Limits
367-12-4	2-Fluorophenol	16%	24%	10-90%

ND = Not detected MDL = Method Detection Limit
RL = Reporting Limit
E = Indicates value exceeds calibration range

J = Indicates an estimated value
B = Indicates analyte found in associated method blank
N = Indicates presumptive evidence of a compound

Report of Analysis

Client Sample ID:	GW-DUP-01		
Lab Sample ID:	JD36297-8	**Date Sampled:**	12/07/21
Matrix:	AQ - Ground Water	**Date Received:**	12/07/21
Method:	SW846 8270E SW846 3510C	**Percent Solids:**	n/a
Project:	2nd Avenue and 33-39th Street, Brooklyn, NY		

ABN TCL List (SOM0 2.0)

CAS No.	Surrogate Recoveries	Run# 1	Run# 2	Limits
4165-62-2	Phenol-d5	12%	17%	10-101%
118-79-6	2,4,6-Tribromophenol	53%	94%	23-155%
4165-60-0	Nitrobenzene-d5	46%	44%	25-141%
321-60-8	2-Fluorobiphenyl	48%	53%	35-126%
1718-51-0	Terphenyl-d14	21%	71%	15-139%

CAS No.	Tentatively Identified Compounds	R.T.	Est. Conc.	Units	Q
10544-50-0	Cyclic octaatomic sulfur	10.76	27	ug/l	JN
	Total TIC, Semi-Volatile		27	ug/l	J

(a) There are compounds in BS were outside in house QC limits. The results confirmed by reextraction outside the holding time.
(b) Sample extracted outside the holding time. Confirmation run.

ND = Not detected MDL = Method Detection Limit
RL = Reporting Limit
E = Indicates value exceeds calibration range

J = Indicates an estimated value
B = Indicates analyte found in associated method blank
N = Indicates presumptive evidence of a compound

Report of Analysis

Client Sample ID:	GW-DUP-01		
Lab Sample ID:	JD36297-8	**Date Sampled:**	12/07/21
Matrix:	AQ - Ground Water	**Date Received:**	12/07/21
Method:	SW846 8270E BY SIM SW846 3510C	**Percent Solids:**	n/a
Project:	2nd Avenue and 33-39th Street, Brooklyn, NY		

	File ID	DF	Analyzed	By	Prep Date	Prep Batch	Analytical Batch
Run #1	4M105106.D	1	12/14/21 20:17	KLS	12/10/21 10:28	OP37019A	E4M4885
Run #2							

	Initial Volume	Final Volume
Run #1	970 ml	1.0 ml
Run #2		

CAS No.	Compound	Result	RL	MDL	Units	Q
123-91-1	1,4-Dioxane	ND	0.10	0.052	ug/l	

CAS No.	Surrogate Recoveries	Run# 1	Run# 2	Limits
4165-60-0	Nitrobenzene-d5	71%		21-121%
321-60-8	2-Fluorobiphenyl	72%		27-107%
1718-51-0	Terphenyl-d14	30%		25-118%

ND = Not detected MDL = Method Detection Limit J = Indicates an estimated value
RL = Reporting Limit B = Indicates analyte found in associated method blank
E = Indicates value exceeds calibration range N = Indicates presumptive evidence of a compound

Report of Analysis

Client Sample ID:	GW-DUP-01		
Lab Sample ID:	JD36297-8	**Date Sampled:**	12/07/21
Matrix:	AQ - Ground Water	**Date Received:**	12/07/21
Method:	SW846 8151A SW846 3510C	**Percent Solids:**	n/a
Project:	2nd Avenue and 33-39th Street, Brooklyn, NY		

	File ID	DF	Analyzed	By	Prep Date	Prep Batch	Analytical Batch
Run #1	OA155605.D	1	12/16/21 10:20	CP	12/10/21 20:45	OP37027	GOA5503
Run #2							

	Initial Volume	Final Volume
Run #1	250 ml	2.0 ml
Run #2		

Herbicide List

CAS No.	Compound	Result	RL	MDL	Units	Q
94-75-7	2,4-D	ND	0.40	0.080	ug/l	
93-72-1	2,4,5-TP (Silvex)	ND	0.080	0.050	ug/l	
93-76-5	2,4,5-T	ND	0.080	0.015	ug/l	

CAS No.	Surrogate Recoveries	Run# 1	Run# 2	Limits
19719-28-9	2,4-DCAA	121%		10-200%
19719-28-9	2,4-DCAA	96%		10-200%

ND = Not detected MDL = Method Detection Limit
RL = Reporting Limit
E = Indicates value exceeds calibration range

J = Indicates an estimated value
B = Indicates analyte found in associated method blank
N = Indicates presumptive evidence of a compound

Report of Analysis

Client Sample ID:	GW-DUP-01		
Lab Sample ID:	JD36297-8	**Date Sampled:**	12/07/21
Matrix:	AQ - Ground Water	**Date Received:**	12/07/21
Method:	SW846 8081B SW846 3510C	**Percent Solids:**	n/a
Project:	2nd Avenue and 33-39th Street, Brooklyn, NY		

	File ID	DF	Analyzed	By	Prep Date	Prep Batch	Analytical Batch
Run #1 [a]	6G81192.D	1	12/15/21 02:13	CP	12/09/21 16:45	OP37028	G6G2871
Run #2							

	Initial Volume	Final Volume
Run #1	250 ml	2.0 ml
Run #2		

Pesticide TCL List

CAS No.	Compound	Result	RL	MDL	Units	Q
309-00-2	Aldrin	ND	0.0080	0.0041	ug/l	
319-84-6	alpha-BHC	ND	0.0080	0.0042	ug/l	
319-85-7	beta-BHC	ND	0.0080	0.0064	ug/l	
319-86-8	delta-BHC	ND	0.0080	0.0053	ug/l	
58-89-9	gamma-BHC (Lindane)	ND	0.0080	0.0048	ug/l	
5103-71-9	alpha-Chlordane	ND	0.0080	0.0039	ug/l	
5103-74-2	gamma-Chlordane	ND	0.0080	0.0034	ug/l	
60-57-1	Dieldrin	ND	0.0080	0.0061	ug/l	
72-54-8	4,4'-DDD	ND	0.0080	0.0046	ug/l	
72-55-9	4,4'-DDE	ND	0.0080	0.0040	ug/l	
50-29-3	4,4'-DDT	ND	0.0080	0.0055	ug/l	
72-20-8	Endrin	ND	0.0080	0.0048	ug/l	
1031-07-8	Endosulfan sulfate	ND	0.0080	0.0044	ug/l	
7421-93-4	Endrin aldehyde	ND	0.0080	0.0054	ug/l	
53494-70-5	Endrin ketone	ND	0.0080	0.0050	ug/l	
959-98-8	Endosulfan-I	ND	0.0080	0.0042	ug/l	
33213-65-9	Endosulfan-II	ND	0.0080	0.0039	ug/l	
76-44-8	Heptachlor	ND	0.0080	0.0036	ug/l	
1024-57-3	Heptachlor epoxide	ND	0.0080	0.0048	ug/l	
72-43-5	Methoxychlor	ND	0.016	0.0054	ug/l	
8001-35-2	Toxaphene	ND	0.20	0.13	ug/l	

CAS No.	Surrogate Recoveries	Run# 1	Run# 2	Limits
877-09-8	Tetrachloro-m-xylene	89%		10-190%
877-09-8	Tetrachloro-m-xylene	79%		10-190%
2051-24-3	Decachlorobiphenyl	40%		10-156%
2051-24-3	Decachlorobiphenyl	55%		10-156%

(a) Had TBA cleanup.

ND = Not detected MDL = Method Detection Limit
RL = Reporting Limit
E = Indicates value exceeds calibration range

J = Indicates an estimated value
B = Indicates analyte found in associated method blank
N = Indicates presumptive evidence of a compound

Report of Analysis

Client Sample ID:	GW-DUP-01		
Lab Sample ID:	JD36297-8	**Date Sampled:**	12/07/21
Matrix:	AQ - Ground Water	**Date Received:**	12/07/21
Method:	SW846 8082A SW846 3510C	**Percent Solids:**	n/a
Project:	2nd Avenue and 33-39th Street, Brooklyn, NY		

	File ID	DF	Analyzed	By	Prep Date	Prep Batch	Analytical Batch
Run #1	XX2475668.D	1	12/13/21 09:46	TL	12/09/21 16:45	OP37029	GXX7681
Run #2							

	Initial Volume	Final Volume
Run #1	250 ml	2.0 ml
Run #2		

PCB List

CAS No.	Compound	Result	RL	MDL	Units	Q
12674-11-2	Aroclor 1016	ND	0.40	0.16	ug/l	
11104-28-2	Aroclor 1221	ND	0.40	0.34	ug/l	
11141-16-5	Aroclor 1232	ND	0.40	0.21	ug/l	
53469-21-9	Aroclor 1242	ND	0.40	0.18	ug/l	
12672-29-6	Aroclor 1248	ND	0.40	0.10	ug/l	
11097-69-1	Aroclor 1254	ND	0.40	0.33	ug/l	
11096-82-5	Aroclor 1260	ND	0.40	0.12	ug/l	
11100-14-4	Aroclor 1268	ND	0.40	0.14	ug/l	
37324-23-5	Aroclor 1262	ND	0.40	0.15	ug/l	

CAS No.	Surrogate Recoveries	Run# 1	Run# 2	Limits
877-09-8	Tetrachloro-m-xylene	69%		10-174%
877-09-8	Tetrachloro-m-xylene	63%		10-174%
2051-24-3	Decachlorobiphenyl	49%		10-151%
2051-24-3	Decachlorobiphenyl	44%		10-151%

ND = Not detected MDL = Method Detection Limit
RL = Reporting Limit
E = Indicates value exceeds calibration range

J = Indicates an estimated value
B = Indicates analyte found in associated method blank
N = Indicates presumptive evidence of a compound

Report of Analysis

Client Sample ID:	GW-DUP-01		
Lab Sample ID:	JD36297-8	**Date Sampled:**	12/07/21
Matrix:	AQ - Ground Water	**Date Received:**	12/07/21
		Percent Solids:	n/a
Project:	2nd Avenue and 33-39th Street, Brooklyn, NY		

Total Metals Analysis

Analyte	Result	RL	Units	DF	Prep	Analyzed	By	Method	Prep Method
Aluminum	< 200	200	ug/l	1	12/10/21	12/15/21	ND	SW846 6010D [2]	SW846 3010A [4]
Antimony	< 6.0	6.0	ug/l	1	12/10/21	12/15/21	ND	SW846 6010D [2]	SW846 3010A [4]
Arsenic [a]	< 15	15	ug/l	5	12/10/21	12/16/21	ND	SW846 6010D [3]	SW846 3010A [4]
Barium	< 200	200	ug/l	1	12/10/21	12/15/21	ND	SW846 6010D [2]	SW846 3010A [4]
Beryllium	2.0	1.0	ug/l	1	12/10/21	12/15/21	ND	SW846 6010D [2]	SW846 3010A [4]
Cadmium	< 3.0	3.0	ug/l	1	12/10/21	12/15/21	ND	SW846 6010D [2]	SW846 3010A [4]
Calcium	219000	25000	ug/l	5	12/10/21	12/16/21	ND	SW846 6010D [3]	SW846 3010A [4]
Chromium	< 10	10	ug/l	1	12/10/21	12/15/21	ND	SW846 6010D [2]	SW846 3010A [4]
Cobalt	< 50	50	ug/l	1	12/10/21	12/15/21	ND	SW846 6010D [2]	SW846 3010A [4]
Copper	< 10	10	ug/l	1	12/10/21	12/15/21	ND	SW846 6010D [2]	SW846 3010A [4]
Iron	275	100	ug/l	1	12/10/21	12/15/21	ND	SW846 6010D [2]	SW846 3010A [4]
Lead [a]	< 15	15	ug/l	5	12/10/21	12/16/21	ND	SW846 6010D [3]	SW846 3010A [4]
Magnesium	283000	5000	ug/l	1	12/10/21	12/15/21	ND	SW846 6010D [2]	SW846 3010A [4]
Manganese	20.5	15	ug/l	1	12/10/21	12/15/21	ND	SW846 6010D [2]	SW846 3010A [4]
Mercury	< 0.20	0.20	ug/l	1	12/10/21	12/10/21	SB	SW846 7470A [1]	SW846 7470A [5]
Nickel	< 10	10	ug/l	1	12/10/21	12/15/21	ND	SW846 6010D [2]	SW846 3010A [4]
Potassium	193000	10000	ug/l	1	12/10/21	12/15/21	ND	SW846 6010D [2]	SW846 3010A [4]
Selenium	< 10	10	ug/l	1	12/10/21	12/15/21	ND	SW846 6010D [2]	SW846 3010A [4]
Silver	< 10	10	ug/l	1	12/10/21	12/15/21	ND	SW846 6010D [2]	SW846 3010A [4]
Sodium	4010000	500000	ug/l	50	12/10/21	12/16/21	ND	SW846 6010D [3]	SW846 3010A [4]
Thallium	< 10	10	ug/l	1	12/10/21	12/15/21	ND	SW846 6010D [2]	SW846 3010A [4]
Vanadium	< 50	50	ug/l	1	12/10/21	12/15/21	ND	SW846 6010D [2]	SW846 3010A [4]
Zinc	< 20	20	ug/l	1	12/10/21	12/15/21	ND	SW846 6010D [2]	SW846 3010A [4]

(1) Instrument QC Batch: MA51573
(2) Instrument QC Batch: MA51610
(3) Instrument QC Batch: MA51617
(4) Prep QC Batch: MP30296
(5) Prep QC Batch: MP30311

(a) Elevated detection limit due to dilution required for high interfering element.

RL = Reporting Limit

Report of Analysis

Client Sample ID:	GW-DUP-01		
Lab Sample ID:	JD36297-8A	**Date Sampled:**	12/07/21
Matrix:	AQ - Ground Water	**Date Received:**	12/07/21
Method:	EPA 537M BY ID IN HOUSE	**Percent Solids:**	n/a
Project:	2nd Avenue and 33-39th Street, Brooklyn, NY		

	File ID	DF	Analyzed	By	Prep Date	Prep Batch	Analytical Batch
Run #1 [a]	2Q82369.D	1	12/28/21 06:30	AFL	12/20/21 09:00	F:OP88921	F:S2Q1164
Run #2 [b]	2Q82432.D	5	12/29/21 02:09	AFL	12/20/21 09:00	F:OP88921	F:S2Q1165

	Initial Volume	Final Volume
Run #1	270 ml	1.0 ml
Run #2	270 ml	1.0 ml

PFAS List

CAS No.	Compound	Result	RL	MDL	Units	Q
PERFLUOROALKYLCARBOXYLIC ACIDS						
375-22-4	Perfluorobutanoic acid	4.6	3.7	1.9	ng/l	
2706-90-3	Perfluoropentanoic acid	1.9	1.9	0.93	ng/l	
307-24-4	Perfluorohexanoic acid	2.9	1.9	0.93	ng/l	
375-85-9	Perfluoroheptanoic acid	3.7	1.9	0.93	ng/l	
335-67-1	Perfluorooctanoic acid	26.8	1.9	0.93	ng/l	
375-95-1	Perfluorononanoic acid	1.0	1.9	0.93	ng/l	J
335-76-2	Perfluorodecanoic acid	ND	1.9	0.93	ng/l	
2058-94-8	Perfluoroundecanoic acid	ND	1.9	0.93	ng/l	
307-55-1	Perfluorododecanoic acid	ND	1.9	0.93	ng/l	
72629-94-8	Perfluorotridecanoic acid	ND	1.9	0.93	ng/l	
376-06-7	Perfluorotetradecanoic acid	ND	1.9	0.93	ng/l	
PERFLUOROALKYLSULFONIC ACIDS						
375-73-5	Perfluorobutanesulfonic acid	ND	1.9	0.93	ng/l	
355-46-4	Perfluorohexanesulfonic acid	ND	1.9	0.93	ng/l	
375-92-8	Perfluoroheptanesulfonic acid	ND	1.9	0.93	ng/l	
1763-23-1	Perfluorooctanesulfonic acid	12.0	1.9	0.93	ng/l	
335-77-3	Perfluorodecanesulfonic acid	ND	1.9	0.93	ng/l	
PERFLUOROOCTANESULFONAMIDES						
754-91-6	PFOSA	ND [c]	19	9.3	ng/l	
PERFLUOROOCTANESULFONAMIDOACETIC ACIDS						
2355-31-9	MeFOSAA	ND	3.7	1.9	ng/l	
2991-50-6	EtFOSAA	3.3	3.7	1.9	ng/l	J
FLUOROTELOMER SULFONATES						
27619-97-2	6:2 Fluorotelomer sulfonate	ND	7.4	1.9	ng/l	
39108-34-4	8:2 Fluorotelomer sulfonate	ND	7.4	1.9	ng/l	

ND = Not detected MDL = Method Detection Limit J = Indicates an estimated value
RL = Reporting Limit B = Indicates analyte found in associated method blank
E = Indicates value exceeds calibration range N = Indicates presumptive evidence of a compound

Report of Analysis

Client Sample ID:	GW-DUP-01		
Lab Sample ID:	JD36297-8A	**Date Sampled:**	12/07/21
Matrix:	AQ - Ground Water	**Date Received:**	12/07/21
Method:	EPA 537M BY ID IN HOUSE	**Percent Solids:**	n/a
Project:	2nd Avenue and 33-39th Street, Brooklyn, NY		

PFAS List

CAS No.	ID Standard Recoveries	Run# 1	Run# 2	Limits
	13C4-PFBA	87%	86%	35-135%
	13C5-PFPeA	79%	83%	50-150%
	13C5-PFHxA	72%	79%	50-150%
	13C4-PFHpA	73%	81%	50-150%
	13C8-PFOA	78%	82%	50-150%
	13C9-PFNA	81%	80%	50-150%
	13C6-PFDA	83%	83%	50-150%
	13C7-PFUnDA	76%	70%	40-140%
	13C2-PFDoDA	61%	55%	40-140%
	13C2-PFTeDA	56%	49%	30-130%
	13C3-PFBS	85%	83%	50-150%
	13C3-PFHxS	81%	84%	50-150%
	13C8-PFOS	83%	73%	50-150%
	13C8-FOSA	26% [d]	34%	30-130%
	d3-MeFOSAA	76%	91%	40-140%
	d5-EtFOSAA	78%	78%	40-140%
	13C2-6:2FTS	82%	91%	50-150%
	13C2-8:2FTS	93%	75%	50-150%

(a) Analysis performed at SGS Orlando, FL.
(b) Dilution required due to matrix interference (ID recovery standard failure). Analysis performed at SGS Orlando, FL.
(c) Result is from Run# 2
(d) Outside control limits.

ND = Not detected MDL = Method Detection Limit J = Indicates an estimated value
RL = Reporting Limit B = Indicates analyte found in associated method blank
E = Indicates value exceeds calibration range N = Indicates presumptive evidence of a compound

Report of Analysis

Client Sample ID:	TT-SB-18GW		
Lab Sample ID:	JD36297-9	**Date Sampled:**	12/07/21
Matrix:	AQ - Ground Water	**Date Received:**	12/07/21
Method:	SW846 8260D	**Percent Solids:**	n/a
Project:	2nd Avenue and 33-39th Street, Brooklyn, NY		

	File ID	DF	Analyzed	By	Prep Date	Prep Batch	Analytical Batch
Run #1	L335798.D	1	12/10/21 08:23	JS	n/a	n/a	VL10097
Run #2							

	Purge Volume
Run #1	5.0 ml
Run #2	

VOA TCL List

CAS No.	Compound	Result	RL	MDL	Units	Q
67-64-1	Acetone	ND	10	3.1	ug/l	
71-43-2	Benzene	ND	0.50	0.43	ug/l	
74-97-5	Bromochloromethane	ND	1.0	0.48	ug/l	
75-27-4	Bromodichloromethane	ND	1.0	0.45	ug/l	
75-25-2	Bromoform	ND	1.0	0.63	ug/l	
74-83-9	Bromomethane	ND	2.0	1.6	ug/l	
78-93-3	2-Butanone (MEK) [a]	ND	10	6.9	ug/l	
75-15-0	Carbon disulfide	0.47	2.0	0.46	ug/l	J
56-23-5	Carbon tetrachloride	ND	1.0	0.55	ug/l	
108-90-7	Chlorobenzene	ND	1.0	0.56	ug/l	
75-00-3	Chloroethane	ND	1.0	0.73	ug/l	
67-66-3	Chloroform	ND	1.0	0.50	ug/l	
74-87-3	Chloromethane	ND	1.0	0.76	ug/l	
110-82-7	Cyclohexane	ND	5.0	0.78	ug/l	
96-12-8	1,2-Dibromo-3-chloropropan [b]	ND	2.0	0.53	ug/l	
124-48-1	Dibromochloromethane	ND	1.0	0.56	ug/l	
106-93-4	1,2-Dibromoethane	ND	1.0	0.48	ug/l	
95-50-1	1,2-Dichlorobenzene	ND	1.0	0.53	ug/l	
541-73-1	1,3-Dichlorobenzene	ND	1.0	0.54	ug/l	
106-46-7	1,4-Dichlorobenzene	ND	1.0	0.51	ug/l	
75-71-8	Dichlorodifluoromethane	ND	2.0	0.56	ug/l	
75-34-3	1,1-Dichloroethane	ND	1.0	0.57	ug/l	
107-06-2	1,2-Dichloroethane	ND	1.0	0.60	ug/l	
75-35-4	1,1-Dichloroethene	ND	1.0	0.59	ug/l	
156-59-2	cis-1,2-Dichloroethene	ND	1.0	0.51	ug/l	
156-60-5	trans-1,2-Dichloroethene	ND	1.0	0.54	ug/l	
78-87-5	1,2-Dichloropropane	ND	1.0	0.51	ug/l	
10061-01-5	cis-1,3-Dichloropropene	ND	1.0	0.47	ug/l	
10061-02-6	trans-1,3-Dichloropropene	ND	1.0	0.43	ug/l	
100-41-4	Ethylbenzene	ND	1.0	0.60	ug/l	
76-13-1	Freon 113	ND	5.0	0.58	ug/l	
591-78-6	2-Hexanone	ND	5.0	2.0	ug/l	

ND = Not detected MDL = Method Detection Limit
RL = Reporting Limit
E = Indicates value exceeds calibration range

J = Indicates an estimated value
B = Indicates analyte found in associated method blank
N = Indicates presumptive evidence of a compound

Report of Analysis

Client Sample ID:	TT-SB-18GW		
Lab Sample ID:	JD36297-9	**Date Sampled:**	12/07/21
Matrix:	AQ - Ground Water	**Date Received:**	12/07/21
Method:	SW846 8260D	**Percent Solids:**	n/a
Project:	2nd Avenue and 33-39th Street, Brooklyn, NY		

VOA TCL List

CAS No.	Compound	Result	RL	MDL	Units	Q
98-82-8	Isopropylbenzene	ND	1.0	0.65	ug/l	
79-20-9	Methyl Acetate [a]	ND	5.0	0.80	ug/l	
108-87-2	Methylcyclohexane	ND	5.0	0.60	ug/l	
1634-04-4	Methyl Tert Butyl Ether	ND	1.0	0.51	ug/l	
108-10-1	4-Methyl-2-pentanone(MIBK)	ND	5.0	1.9	ug/l	
75-09-2	Methylene chloride	ND	2.0	1.0	ug/l	
100-42-5	Styrene	ND	1.0	0.49	ug/l	
79-34-5	1,1,2,2-Tetrachloroethane	ND	1.0	0.65	ug/l	
127-18-4	Tetrachloroethene	ND	1.0	0.90	ug/l	
108-88-3	Toluene	ND	1.0	0.53	ug/l	
87-61-6	1,2,3-Trichlorobenzene	ND	1.0	0.50	ug/l	
120-82-1	1,2,4-Trichlorobenzene	ND	1.0	0.50	ug/l	
71-55-6	1,1,1-Trichloroethane	ND	1.0	0.54	ug/l	
79-00-5	1,1,2-Trichloroethane	ND	1.0	0.53	ug/l	
79-01-6	Trichloroethene	ND	1.0	0.53	ug/l	
75-69-4	Trichlorofluoromethane	ND	2.0	0.40	ug/l	
75-01-4	Vinyl chloride	ND	1.0	0.79	ug/l	
	m,p-Xylene	ND	1.0	0.78	ug/l	
95-47-6	o-Xylene	ND	1.0	0.59	ug/l	
1330-20-7	Xylene (total)	ND	1.0	0.59	ug/l	

CAS No.	Surrogate Recoveries	Run# 1	Run# 2	Limits
1868-53-7	Dibromofluoromethane	106%		80-120%
17060-07-0	1,2-Dichloroethane-D4	98%		80-120%
2037-26-5	Toluene-D8	97%		80-120%
460-00-4	4-Bromofluorobenzene	105%		82-114%

CAS No.	Tentatively Identified Compounds	R.T.	Est. Conc.	Units	Q
	system artifact	1.56	79	ug/l	J
	Total TIC, Volatile		0	ug/l	

(a) Associated CCV outside of control limits high, sample was ND.
(b) Associated CCV outside of control limits high, sample was ND. This compound in blank spike is outside in house QC limits bias high.

ND = Not detected MDL = Method Detection Limit
RL = Reporting Limit
E = Indicates value exceeds calibration range

J = Indicates an estimated value
B = Indicates analyte found in associated method blank
N = Indicates presumptive evidence of a compound

Report of Analysis

Client Sample ID:	TT-SB-18GW		
Lab Sample ID:	JD36297-9	**Date Sampled:**	12/07/21
Matrix:	AQ - Ground Water	**Date Received:**	12/07/21
Method:	SW846 8270E SW846 3510C	**Percent Solids:**	n/a
Project:	2nd Avenue and 33-39th Street, Brooklyn, NY		

	File ID	DF	Analyzed	By	Prep Date	Prep Batch	Analytical Batch
Run #1 [a]	P146521.D	1	12/12/21 19:30	KLS	12/10/21 10:28	OP37019	EP6750
Run #2 [b]	P146670.D	1	12/18/21 11:51	CS	12/17/21 13:20	OP37190	EP6759

	Initial Volume	Final Volume
Run #1	980 ml	1.0 ml
Run #2	960 ml	1.0 ml

ABN TCL List (SOM0 2.0)

CAS No.	Compound	Result	RL	MDL	Units	Q
95-57-8	2-Chlorophenol	ND	5.1	0.84	ug/l	
59-50-7	4-Chloro-3-methyl phenol	ND	5.1	0.91	ug/l	
120-83-2	2,4-Dichlorophenol	ND	2.0	1.3	ug/l	
105-67-9	2,4-Dimethylphenol	ND	5.1	2.5	ug/l	
51-28-5	2,4-Dinitrophenol	ND	5.1	1.6	ug/l	
534-52-1	4,6-Dinitro-o-cresol	ND	5.1	1.3	ug/l	
95-48-7	2-Methylphenol	ND	2.0	0.91	ug/l	
	3&4-Methylphenol	ND	2.0	0.90	ug/l	
88-75-5	2-Nitrophenol	ND	5.1	0.98	ug/l	
100-02-7	4-Nitrophenol	ND	10	1.2	ug/l	
87-86-5	Pentachlorophenol	ND	4.1	1.4	ug/l	
108-95-2	Phenol	ND	2.0	0.40	ug/l	
58-90-2	2,3,4,6-Tetrachlorophenol	ND	5.1	1.5	ug/l	
95-95-4	2,4,5-Trichlorophenol	ND	5.1	1.4	ug/l	
88-06-2	2,4,6-Trichlorophenol	ND	5.1	0.94	ug/l	
83-32-9	Acenaphthene	ND	1.0	0.19	ug/l	
208-96-8	Acenaphthylene	ND	1.0	0.14	ug/l	
98-86-2	Acetophenone	ND	2.0	0.21	ug/l	
120-12-7	Anthracene	ND	1.0	0.22	ug/l	
1912-24-9	Atrazine	ND	2.0	0.46	ug/l	
100-52-7	Benzaldehyde	ND	5.1	0.29	ug/l	
56-55-3	Benzo(a)anthracene	ND	1.0	0.21	ug/l	
50-32-8	Benzo(a)pyrene	ND	1.0	0.22	ug/l	
205-99-2	Benzo(b)fluoranthene	ND	1.0	0.21	ug/l	
191-24-2	Benzo(g,h,i)perylene	ND	1.0	0.35	ug/l	
207-08-9	Benzo(k)fluoranthene	ND	1.0	0.21	ug/l	
101-55-3	4-Bromophenyl phenyl ether	ND	2.0	0.41	ug/l	
85-68-7	Butyl benzyl phthalate	ND	2.0	0.47	ug/l	
92-52-4	1,1'-Biphenyl	ND	1.0	0.22	ug/l	
91-58-7	2-Chloronaphthalene	ND	2.0	0.24	ug/l	
106-47-8	4-Chloroaniline	ND	5.1	0.35	ug/l	
86-74-8	Carbazole	ND	1.0	0.23	ug/l	

ND = Not detected MDL = Method Detection Limit
RL = Reporting Limit
E = Indicates value exceeds calibration range

J = Indicates an estimated value
B = Indicates analyte found in associated method blank
N = Indicates presumptive evidence of a compound

Report of Analysis

Client Sample ID:	TT-SB-18GW		
Lab Sample ID:	JD36297-9	**Date Sampled:**	12/07/21
Matrix:	AQ - Ground Water	**Date Received:**	12/07/21
Method:	SW846 8270E SW846 3510C	**Percent Solids:**	n/a
Project:	2nd Avenue and 33-39th Street, Brooklyn, NY		

ABN TCL List (SOM0 2.0)

CAS No.	Compound	Result	RL	MDL	Units	Q
105-60-2	Caprolactam	ND	2.0	0.66	ug/l	
218-01-9	Chrysene	ND	1.0	0.18	ug/l	
111-91-1	bis(2-Chloroethoxy)methane	ND	2.0	0.28	ug/l	
111-44-4	bis(2-Chloroethyl)ether	ND	2.0	0.25	ug/l	
108-60-1	2,2'-Oxybis(1-chloropropane)	ND	2.0	0.41	ug/l	
7005-72-3	4-Chlorophenyl phenyl ether	ND	2.0	0.37	ug/l	
121-14-2	2,4-Dinitrotoluene	ND	1.0	0.56	ug/l	
606-20-2	2,6-Dinitrotoluene	ND	1.0	0.49	ug/l	
91-94-1	3,3'-Dichlorobenzidine	ND	2.0	0.52	ug/l	
123-91-1	1,4-Dioxane	ND	1.0	0.67	ug/l	
53-70-3	Dibenzo(a,h)anthracene	ND	1.0	0.34	ug/l	
132-64-9	Dibenzofuran	ND	5.1	0.22	ug/l	
84-74-2	Di-n-butyl phthalate	ND	2.0	0.51	ug/l	
117-84-0	Di-n-octyl phthalate	ND	2.0	0.24	ug/l	
84-66-2	Diethyl phthalate	ND	2.0	0.27	ug/l	
131-11-3	Dimethyl phthalate	ND	2.0	0.22	ug/l	
117-81-7	bis(2-Ethylhexyl)phthalate	ND	2.0	1.7	ug/l	
206-44-0	Fluoranthene	ND	1.0	0.17	ug/l	
86-73-7	Fluorene	ND	1.0	0.17	ug/l	
118-74-1	Hexachlorobenzene	ND	1.0	0.33	ug/l	
87-68-3	Hexachlorobutadiene	ND	1.0	0.50	ug/l	
77-47-4	Hexachlorocyclopentadiene	ND	10	2.8	ug/l	
67-72-1	Hexachloroethane	ND	2.0	0.40	ug/l	
193-39-5	Indeno(1,2,3-cd)pyrene	ND	1.0	0.34	ug/l	
78-59-1	Isophorone	ND	2.0	0.28	ug/l	
91-57-6	2-Methylnaphthalene	ND	1.0	0.21	ug/l	
88-74-4	2-Nitroaniline	ND	5.1	0.28	ug/l	
99-09-2	3-Nitroaniline	ND	5.1	0.39	ug/l	
100-01-6	4-Nitroaniline	ND	5.1	0.45	ug/l	
91-20-3	Naphthalene	ND	1.0	0.24	ug/l	
98-95-3	Nitrobenzene	ND	2.0	0.66	ug/l	
621-64-7	N-Nitroso-di-n-propylamine	ND	2.0	0.49	ug/l	
86-30-6	N-Nitrosodiphenylamine	ND	5.1	0.23	ug/l	
85-01-8	Phenanthrene	ND	1.0	0.18	ug/l	
129-00-0	Pyrene	ND	1.0	0.22	ug/l	
95-94-3	1,2,4,5-Tetrachlorobenzene	ND	2.0	0.38	ug/l	

CAS No.	Surrogate Recoveries	Run# 1	Run# 2	Limits
367-12-4	2-Fluorophenol	13%	33%	10-90%

ND = Not detected MDL = Method Detection Limit
RL = Reporting Limit
E = Indicates value exceeds calibration range

J = Indicates an estimated value
B = Indicates analyte found in associated method blank
N = Indicates presumptive evidence of a compound

Report of Analysis

Client Sample ID:	TT-SB-18GW		
Lab Sample ID:	JD36297-9	**Date Sampled:**	12/07/21
Matrix:	AQ - Ground Water	**Date Received:**	12/07/21
Method:	SW846 8270E SW846 3510C	**Percent Solids:**	n/a
Project:	2nd Avenue and 33-39th Street, Brooklyn, NY		

ABN TCL List (SOM0 2.0)

CAS No.	Surrogate Recoveries	Run# 1	Run# 2	Limits
4165-62-2	Phenol-d5	10%	24%	10-101%
118-79-6	2,4,6-Tribromophenol	47%	86%	23-155%
4165-60-0	Nitrobenzene-d5	46%	67%	25-141%
321-60-8	2-Fluorobiphenyl	48%	72%	35-126%
1718-51-0	Terphenyl-d14	22%	73%	15-139%

CAS No.	Tentatively Identified Compounds	R.T.	Est. Conc.	Units	Q
	Total TIC, Semi-Volatile		0	ug/l	

(a) There are compounds in BS were outside in house QC limits. The results confirmed by reextraction outside the holding time.
(b) Sample extracted outside the holding time. Confirmation run.

ND = Not detected MDL = Method Detection Limit
RL = Reporting Limit
E = Indicates value exceeds calibration range

J = Indicates an estimated value
B = Indicates analyte found in associated method blank
N = Indicates presumptive evidence of a compound

Report of Analysis

Client Sample ID:	TT-SB-18GW		
Lab Sample ID:	JD36297-9	**Date Sampled:**	12/07/21
Matrix:	AQ - Ground Water	**Date Received:**	12/07/21
Method:	SW846 8270E BY SIM SW846 3510C	**Percent Solids:**	n/a
Project:	2nd Avenue and 33-39th Street, Brooklyn, NY		

	File ID	DF	Analyzed	By	Prep Date	Prep Batch	Analytical Batch
Run #1	4M105107.D	1	12/14/21 20:37	KLS	12/10/21 10:28	OP37019A	E4M4885
Run #2							

	Initial Volume	Final Volume
Run #1	980 ml	1.0 ml
Run #2		

CAS No.	Compound	Result	RL	MDL	Units	Q
123-91-1	1,4-Dioxane	ND	0.10	0.051	ug/l	

CAS No.	Surrogate Recoveries	Run# 1	Run# 2	Limits
4165-60-0	Nitrobenzene-d5	71%		21-121%
321-60-8	2-Fluorobiphenyl	73%		27-107%
1718-51-0	Terphenyl-d14	33%		25-118%

ND = Not detected MDL = Method Detection Limit
RL = Reporting Limit
E = Indicates value exceeds calibration range

J = Indicates an estimated value
B = Indicates analyte found in associated method blank
N = Indicates presumptive evidence of a compound

Report of Analysis

Client Sample ID:	TT-SB-18GW		
Lab Sample ID:	JD36297-9	**Date Sampled:**	12/07/21
Matrix:	AQ - Ground Water	**Date Received:**	12/07/21
Method:	SW846 8151A SW846 3510C	**Percent Solids:**	n/a
Project:	2nd Avenue and 33-39th Street, Brooklyn, NY		

	File ID	DF	Analyzed	By	Prep Date	Prep Batch	Analytical Batch
Run #1	OA155606.D	1	12/16/21 10:52	CP	12/10/21 20:45	OP37027	GOA5503
Run #2							

	Initial Volume	Final Volume
Run #1	245 ml	2.0 ml
Run #2		

Herbicide List

CAS No.	Compound	Result	RL	MDL	Units	Q
94-75-7	2,4-D	ND	0.41	0.081	ug/l	
93-72-1	2,4,5-TP (Silvex)	ND	0.082	0.051	ug/l	
93-76-5	2,4,5-T	ND	0.082	0.016	ug/l	

CAS No.	Surrogate Recoveries	Run# 1	Run# 2	Limits
19719-28-9	2,4-DCAA	22%		10-200%
19719-28-9	2,4-DCAA	20%		10-200%

ND = Not detected MDL = Method Detection Limit
RL = Reporting Limit
E = Indicates value exceeds calibration range

J = Indicates an estimated value
B = Indicates analyte found in associated method blank
N = Indicates presumptive evidence of a compound

Report of Analysis

Client Sample ID:	TT-SB-18GW		
Lab Sample ID:	JD36297-9	**Date Sampled:**	12/07/21
Matrix:	AQ - Ground Water	**Date Received:**	12/07/21
Method:	SW846 8081B SW846 3510C	**Percent Solids:**	n/a
Project:	2nd Avenue and 33-39th Street, Brooklyn, NY		

	File ID	DF	Analyzed	By	Prep Date	Prep Batch	Analytical Batch
Run #1	6G81148.D	1	12/14/21 00:00	TL	12/09/21 16:45	OP37028	G6G2869
Run #2							

	Initial Volume	Final Volume
Run #1	250 ml	2.0 ml
Run #2		

Pesticide TCL List

CAS No.	Compound	Result	RL	MDL	Units	Q
309-00-2	Aldrin	ND	0.0080	0.0041	ug/l	
319-84-6	alpha-BHC	ND	0.0080	0.0042	ug/l	
319-85-7	beta-BHC	ND	0.0080	0.0064	ug/l	
319-86-8	delta-BHC	ND	0.0080	0.0053	ug/l	
58-89-9	gamma-BHC (Lindane)	ND	0.0080	0.0048	ug/l	
5103-71-9	alpha-Chlordane	ND	0.0080	0.0039	ug/l	
5103-74-2	gamma-Chlordane	ND	0.0080	0.0034	ug/l	
60-57-1	Dieldrin	ND	0.0080	0.0061	ug/l	
72-54-8	4,4'-DDD	ND	0.0080	0.0046	ug/l	
72-55-9	4,4'-DDE	ND	0.0080	0.0040	ug/l	
50-29-3	4,4'-DDT	ND	0.0080	0.0055	ug/l	
72-20-8	Endrin	ND	0.0080	0.0048	ug/l	
1031-07-8	Endosulfan sulfate	ND	0.0080	0.0044	ug/l	
7421-93-4	Endrin aldehyde	ND	0.0080	0.0054	ug/l	
53494-70-5	Endrin ketone	ND	0.0080	0.0050	ug/l	
959-98-8	Endosulfan-I	ND	0.0080	0.0042	ug/l	
33213-65-9	Endosulfan-II	ND	0.0080	0.0039	ug/l	
76-44-8	Heptachlor	ND	0.0080	0.0036	ug/l	
1024-57-3	Heptachlor epoxide	ND	0.0080	0.0048	ug/l	
72-43-5	Methoxychlor	ND	0.016	0.0054	ug/l	
8001-35-2	Toxaphene	ND	0.20	0.13	ug/l	

CAS No.	Surrogate Recoveries	Run# 1	Run# 2	Limits
877-09-8	Tetrachloro-m-xylene	76%		10-190%
877-09-8	Tetrachloro-m-xylene	70%		10-190%
2051-24-3	Decachlorobiphenyl	37%		10-156%
2051-24-3	Decachlorobiphenyl	53%		10-156%

ND = Not detected MDL = Method Detection Limit
RL = Reporting Limit
E = Indicates value exceeds calibration range

J = Indicates an estimated value
B = Indicates analyte found in associated method blank
N = Indicates presumptive evidence of a compound

Report of Analysis

Client Sample ID:	TT-SB-18GW		
Lab Sample ID:	JD36297-9	**Date Sampled:**	12/07/21
Matrix:	AQ - Ground Water	**Date Received:**	12/07/21
Method:	SW846 8082A SW846 3510C	**Percent Solids:**	n/a
Project:	2nd Avenue and 33-39th Street, Brooklyn, NY		

	File ID	DF	Analyzed	By	Prep Date	Prep Batch	Analytical Batch
Run #1	XX2475673.D	1	12/13/21 11:13	TL	12/09/21 16:45	OP37029	GXX7681
Run #2							

	Initial Volume	Final Volume
Run #1	250 ml	2.0 ml
Run #2		

PCB List

CAS No.	Compound	Result	RL	MDL	Units	Q
12674-11-2	Aroclor 1016	ND	0.40	0.16	ug/l	
11104-28-2	Aroclor 1221	ND	0.40	0.34	ug/l	
11141-16-5	Aroclor 1232	ND	0.40	0.21	ug/l	
53469-21-9	Aroclor 1242	ND	0.40	0.18	ug/l	
12672-29-6	Aroclor 1248	ND	0.40	0.10	ug/l	
11097-69-1	Aroclor 1254	ND	0.40	0.33	ug/l	
11096-82-5	Aroclor 1260	ND	0.40	0.12	ug/l	
11100-14-4	Aroclor 1268	ND	0.40	0.14	ug/l	
37324-23-5	Aroclor 1262	ND	0.40	0.15	ug/l	

CAS No.	Surrogate Recoveries	Run# 1	Run# 2	Limits
877-09-8	Tetrachloro-m-xylene	66%		10-174%
877-09-8	Tetrachloro-m-xylene	65%		10-174%
2051-24-3	Decachlorobiphenyl	50%		10-151%
2051-24-3	Decachlorobiphenyl	44%		10-151%

ND = Not detected MDL = Method Detection Limit
RL = Reporting Limit
E = Indicates value exceeds calibration range

J = Indicates an estimated value
B = Indicates analyte found in associated method blank
N = Indicates presumptive evidence of a compound

Report of Analysis

Client Sample ID:	TT-SB-18GW		
Lab Sample ID:	JD36297-9A	**Date Sampled:**	12/07/21
Matrix:	AQ - Ground Water	**Date Received:**	12/07/21
Method:	EPA 537M BY ID IN HOUSE	**Percent Solids:**	n/a
Project:	2nd Avenue and 33-39th Street, Brooklyn, NY		

	File ID	DF	Analyzed	By	Prep Date	Prep Batch	Analytical Batch
Run #1 [a]	2Q82372.D	1	12/28/21 07:27	AFL	12/20/21 09:00	F:OP88921	F:S2Q1164
Run #2 [b]	2Q82433.D	5	12/29/21 02:28	AFL	12/20/21 09:00	F:OP88921	F:S2Q1165

	Initial Volume	Final Volume
Run #1	270 ml	1.0 ml
Run #2	270 ml	1.0 ml

PFAS List

CAS No.	Compound	Result	RL	MDL	Units	Q
PERFLUOROALKYLCARBOXYLIC ACIDS						
375-22-4	Perfluorobutanoic acid	7.5	3.7	1.9	ng/l	
2706-90-3	Perfluoropentanoic acid	2.2	1.9	0.93	ng/l	
307-24-4	Perfluorohexanoic acid	2.4	1.9	0.93	ng/l	
375-85-9	Perfluoroheptanoic acid	4.1	1.9	0.93	ng/l	
335-67-1	Perfluorooctanoic acid	33.4	1.9	0.93	ng/l	
375-95-1	Perfluorononanoic acid	ND	1.9	0.93	ng/l	
335-76-2	Perfluorodecanoic acid	ND	1.9	0.93	ng/l	
2058-94-8	Perfluoroundecanoic acid	ND	1.9	0.93	ng/l	
307-55-1	Perfluorododecanoic acid	ND	1.9	0.93	ng/l	
72629-94-8	Perfluorotridecanoic acid	ND	1.9	0.93	ng/l	
376-06-7	Perfluorotetradecanoic acid	ND	1.9	0.93	ng/l	
PERFLUOROALKYLSULFONIC ACIDS						
375-73-5	Perfluorobutanesulfonic acid	2.4	1.9	0.93	ng/l	
355-46-4	Perfluorohexanesulfonic acid	ND	1.9	0.93	ng/l	
375-92-8	Perfluoroheptanesulfonic acid	ND	1.9	0.93	ng/l	
1763-23-1	Perfluorooctanesulfonic acid	ND	1.9	0.93	ng/l	
335-77-3	Perfluorodecanesulfonic acid	ND	1.9	0.93	ng/l	
PERFLUOROOCTANESULFONAMIDES						
754-91-6	PFOSA	ND [c]	19	9.3	ng/l	
PERFLUOROOCTANESULFONAMIDOACETIC ACIDS						
2355-31-9	MeFOSAA	ND	3.7	1.9	ng/l	
2991-50-6	EtFOSAA	ND	3.7	1.9	ng/l	
FLUOROTELOMER SULFONATES						
27619-97-2	6:2 Fluorotelomer sulfonate	ND	7.4	1.9	ng/l	
39108-34-4	8:2 Fluorotelomer sulfonate	ND	7.4	1.9	ng/l	

ND = Not detected MDL = Method Detection Limit J = Indicates an estimated value
RL = Reporting Limit B = Indicates analyte found in associated method blank
E = Indicates value exceeds calibration range N = Indicates presumptive evidence of a compound

Report of Analysis

Client Sample ID:	TT-SB-18GW		
Lab Sample ID:	JD36297-9A	**Date Sampled:**	12/07/21
Matrix:	AQ - Ground Water	**Date Received:**	12/07/21
Method:	EPA 537M BY ID IN HOUSE	**Percent Solids:**	n/a
Project:	2nd Avenue and 33-39th Street, Brooklyn, NY		

PFAS List

CAS No.	ID Standard Recoveries	Run# 1	Run# 2	Limits
	13C4-PFBA	79%	76%	35-135%
	13C5-PFPeA	75%	74%	50-150%
	13C5-PFHxA	74%	73%	50-150%
	13C4-PFHpA	80%	76%	50-150%
	13C8-PFOA	84%	79%	50-150%
	13C9-PFNA	88%	79%	50-150%
	13C6-PFDA	97%	79%	50-150%
	13C7-PFUnDA	82%	68%	40-140%
	13C2-PFDoDA	71%	59%	40-140%
	13C2-PFTeDA	60%	47%	30-130%
	13C3-PFBS	80%	75%	50-150%
	13C3-PFHxS	85%	78%	50-150%
	13C8-PFOS	86%	80%	50-150%
	13C8-FOSA	23% [d]	37%	30-130%
	d3-MeFOSAA	98%	79%	40-140%
	d5-EtFOSAA	95%	68%	40-140%
	13C2-6:2FTS	92%	85%	50-150%
	13C2-8:2FTS	94%	68%	50-150%

(a) Analysis performed at SGS Orlando, FL.
(b) Dilution required due to matrix interference (ID recovery standard failure). Analysis performed at SGS Orlando, FL.
(c) Result is from Run# 2
(d) Outside control limits.

ND = Not detected MDL = Method Detection Limit J = Indicates an estimated value
RL = Reporting Limit B = Indicates analyte found in associated method blank
E = Indicates value exceeds calibration range N = Indicates presumptive evidence of a compound

Misc. Forms

Custody Documents and Other Forms

Includes the following where applicable:

- Chain of Custody
- Chain of Custody (SGS Orlando, FL)

SGS

GW

CHAIN OF CUSTODY

SGS North America Inc. - Dayton
2235 Route 130, Dayton, NJ 08810
TEL. 732-329-0200 FAX: 732-329-3499/3480
www.sgs.com/ehsusa

EHSA-QAC-0023-04-FORM-Standard COC

JD 36297

FED-EX Tracking #:
Bottle Order Control #: JS-111121-141
SGS Quote #:
SGS Job #:

Client / Reporting Information

Company Name: TETRA TECH
Street Address: 6 CENTURY DR.
City / State / Zip: PARSIPPANY NJ 07954
Project Contact / E-mail: BOB CANTAGALLO ROBERT.CANTAGALLO@TETRATECH.COM
Phone #: (973) 630-4045
Sampler(s) Name(s) / Phone #: A. VALLI

Project Information

Project Name: 2ND AVE & 33RD ST.
Street:
City / State: BROOKLYN NY
Project #:
Client Purchase Order #:
Project Manager:

Billing Information (if different from Report to)
Company Name:
Street Address:
City / State / Zip:
Attention:

Requested Analysis

V8260 TCL +20
A8270 TCL +20
B8270 SIM - 1,4 Dioxane
P8082 PCB 1,4 Pest TCL
4B8151 STD
MTAL
LCID 537 NY21

Matrix Codes

DW - Drinking Water
GW - Ground Water
WW - Water
SW - Surface Water
SO - Soil
SL - Sludge
SED-Sediment
OI - Oil
LIQ - Other Liquid
AIR - Air
SOL - Other Solid
WP - Wipe
FB - Field Blank
EB-Equipment Blank
RB - Rinse Blank
TB - Trip Blank

SGS Sample #	Field ID / Point of Collection	MEOH/DI Vial #	Collection Date	Collection Time	Sampled by	Grab (G) Comp (C)	Source Chlorinated (Y/N)	Matrix	# of bottles	HCl	NaOH	HNO_3	H_2SO_4	NONE	DI Water	MEOH	ENCORE	V8260 TCL +20	A8270 TCL +20	B8270 SIM - 1,4 Dioxane	P8082 PCB 1,4 Pest TCL	4B8151 STD	MTAL	LCID 537 NY21					LAB USE ONLY
1	TT-SB-31GW		12/06/21	0845	C.B.	G		GW	14	3		1		10				✓	✓	✓	✓	✓	✓	✓				
2	TT-SB-30GW		12/06/21	1037	CB	G		GW	14	3		1		10				✓	✓	✓	✓	✓	✓	✓				
3	TT-SB-27GW		12/06/21	1201	CB	G		GW	14	3		1		10				✓	✓	✓	✓	✓	✓	✓				
4	TT-SB-20GW		12/06/21	1320	CB	G		GW	14	3		1		10				✓	✓	✓	✓	✓	✓	✓				
5	TT-SB-22GW		12/06/21	1520	CB	G		GW	14	3		1		10				✓	✓	✓	✓	✓	✓	✓				
6	TT-SB-23GW		12/07/21	0832	CB	G		GW	14	3		1		10				✓	✓	✓	✓	✓	✓	✓				
7	TT-SB-12GW		12/07/21	1105	CB	G		GW	14	3		1		10				✓	✓	✓	✓	✓	✓	✓				
8	GW-DUP01		12/07/21	1200	CB	G		GW	13	2		1		10				✓	✓	✓	✓	✓	✓	✓				
9	TT-SB-18GW		12/07/21	1215	CB	G		GW	13	3				10				✓	✓	✓	✓	✓		✓				

Turn Around Time (Business Days)

Approved By (SGS PM): / Date:

- ☐ 10 Business Days
- ☐ 5 Business Days
- ☐ 3 Business Days*
- ☐ 2 Business Days*
- ☐ 1 Business Day*
- ☐ Other
- All data available via Lablink

* Approval needed for 1-3 Business Day TAT

Deliverable

- ☐ Commercial "A" (Level 1)
- ☐ Commercial "B" (Level 2)
- ☐ NJ Reduced (Level 3)
- ☐ Full Tier I (Level 4)
- ☐ Commercial "C"
- ☐ NJ DKQP
- ☐ NYASP Category A
- ☐ NYASP Category B
- ☐ MA MCP Criteria_____
- ☐ CT RCP Criteria_____
- ☐ State Forms
- ☐ EDD Format _____
- ☐ DOD-QSM5

Commercial "A" = Results only; Commercial "B" = Results + QC Summary
Commercial "C" = Results + QC Summary + Partial Raw data

Comments / Special Instructions

4X250 8082 PCB LVI
4X250 HB151 STD LVI

http://www.sgs.com/en/terms-and-conditions

Sample Custody must be documented below each time samples change possession, including courier delivery.

Relinquished by:	Date / Time:	Received By:	Relinquished By:	Date / Time:	Received By:
1 A. Valli	12/07/21 1317	1	2	12/7/21 1900	2
3		3	4		4
5		5			

Custody Seal #: ☐ Intact ☐ Not intact | Absent ☐

Therm ID: B
On ice: See Sample Receipt Summary
Cooler Temp. °C: 2.0, 2.9, 3.7
3.0, 3.4, 2.6
2.1, 2.5, 2.5, 2.6

JD36297: Chain of Custody
Page 1 of 4

SGS Sample Receipt Summary

Job Number: JD36297 **Client:** TETRA TECH **Project:** 2ND AVENUE AND 33-39TH STREET, BROOKL

Date / Time Received: 12/7/2021 7:00:00 PM **Delivery Method:** SGS **Airbill #'s:**

Cooler Temps (Raw Measured) °C: Cooler 1: (2.0); Cooler 2: (2.9); Cooler 3: (3.7); Cooler 4: (3.0); Cooler 5: (3.4); Cooler 6: (2.6); Cooler 7: (2.1); Cooler 8: (2.5); Cooler 9: (2.5); Cooler 10: (2.6);

Cooler Temps (Corrected) °C: Cooler 1: (0.6); Cooler 2: (1.5); Cooler 3: (2.3); Cooler 4: (1.6); Cooler 5: (2.0); Cooler 6: (1.2); Cooler 7: (0.7); Cooler 8: (1.1); Cooler 9: (1.1); Cooler 10: (1.2);

Cooler Security	Y	or N		Y	or N
1. Custody Seals Present:	☑	☐	3. COC Present:	☑	☐
2. Custody Seals Intact:	☑	☐	4. Smpl Dates/Time OK	☑	☐

Cooler Temperature	Y	or N
1. Temp criteria achieved:	☑	☐
2. Cooler temp verification:	IR Gun	
3. Cooler media:	Ice (Bag)	
4. No. Coolers:	10	

Quality Control Preservation	Y	or N	N/A
1. Trip Blank present / cooler:	☐	☑	☐
2. Trip Blank listed on COC:	☐	☑	☐
3. Samples preserved properly:	☑	☐	
4. VOCs headspace free:	☑	☐	☐

Sample Integrity - Documentation	Y	or N
1. Sample labels present on bottles:	☑	☐
2. Container labeling complete:	☑	☐
3. Sample container label / COC agree:	☑	☐

Sample Integrity - Condition	Y	or N
1. Sample recvd within HT:	☑	☐
2. All containers accounted for:	☑	☐
3. Condition of sample:	Intact	

Sample Integrity - Instructions	Y	or N	N/A
1. Analysis requested is clear:	☑	☐	
2. Bottles received for unspecified tests	☐	☑	
3. Sufficient volume recvd for analysis:	☑	☐	
4. Compositing instructions clear:	☐	☐	☑
5. Filtering instructions clear:	☐	☐	☑

Test Strip Lot #s: pH 1-12: 231619 pH 12+: 203117A Other: (Specify) _____ _____

Comments

SM089-03
Rev. Date 12/7/17

JD36297: Chain of Custody
Page 2 of 4

JD36297: Chain of Custody
Page 3 of 4

Job Change Order: JD36297

Requested Date:	12/13/2021	**Received Date:**	12/7/2021
Account Name:	Tetra Tech	**Due Date:**	12/13/2021
Project Description:	2nd Avenue and 33-39th Street, Brooklyn, NY	**Deliverable:**	NYASPB
C/O Initiated By:	JADONS **PM:** JBS	**TAT (Days):**	7

==========

Sample #: JD36297-ALL

Dept:

TAT: 7

Change:
Please move project to TTNJP90692 and re-sub to ALSE.

==========

Above Changes Per: Jadon Schiller **Date/Time:** 12/13/2021

To Client: This Change Order is confirmation of the revisions, previously discussed with the Client Service Representative.

SGS

CHAIN OF CUSTODY

SGS North America Inc. - Dayton
2235 Route 130, Dayton, NJ 08810
TEL. 732-329-0200 FAX: 732-329-3499/3480
www.sgs.com/ehsusa

FED-EX Tracking #: | Bottle Order Control #: | SGS Quote #: | SGS Job #: JD36297

Client / Reporting Information

Company Name:
Street Address
City State Zip
Project Contact E-mail: Jadon.schiller@sgs.com
Phone #
Sampler(s) Name(s): CB Phone

Project Information [illegible]

Project Name: 2nd Avenue and 33-39th Street, Brooklyn, NY
Street
City State
Project #
Client Purchase Order #
Project Manager

Billing Information (if different from Report to)

Company Name
Street Address
City State Zip
Attention:

Requested Analysis

LCID5537NY21 LCMS+14DAY

Matrix Codes

DW - Drinking Water
GW - Ground Water
WW - Water
SW - Surface Water
SO - Soil
SL- Sludge
SED-Sediment
OI - Oil
LIQ - Other Liquid
AIR - Air
SOL - Other Solid
WP - Wipe
FB - Field Blank
EB-Equipment Blank
RB - Rinse Blank
TB - Trip Blank

SGS Sample #	Field ID / Point of Collection	MEOH/DI Vial #	Collection Date	Collection Time	Sampled by	Matrix	# of bottles	HCl	NaOH	HNO3	NaSO4	NONE	DI Water	MEOH	ENCORE	LCID5537NY21 LCMS+14DAY	LAB USE ONLY
1A	TT-SB-31GW		12/6/21	8:45:00 AM	CB	AQ										X	
2A	TT-SB-30GW		12/6/21	10:37:00 AM	CB	AQ										X	
3A	TT-SB-27GW		12/6/21	12:01:00 PM	CB	AQ										X	
4A	TT-SB-20GW		12/6/21	1:20:00 PM	CB	AQ										X	
5A	TT-SB-22GW		12/6/21	3:20:00 PM	CB	AQ										X	
6A	TT-SB-23GW		12/7/21	8:32:00 AM	CB	AQ										X	
7A	TT-SB-12GW		12/7/21	11:05:00 AM	CB	AQ										X	
8A	GW-DUP-01		12/7/21	12:00:00 PM	CB	AQ										X	
9A	TT-SB-18GW		12/7/21	12:15:00 PM	CB	AQ										X	

INITIAL ASSESSMENT

LABEL VERIFICATION

Turnaround Time (Business days)

Approved By (SGS PM): / Date:

- ☐ Standard 10 Business Days
- ☐ 5 Business Days RUSH
- ☐ 3 Business Days RUSH
- ☐ 2 Business Days RUSH
- ☐ 1 Business Day EMERGENCY
- ☒ Other 1/14/1900

Emergency & Rush T/A data available via Lablink. Approval needed for RUSH/Emergency TAT

Data Deliverable Information

- ☐ Commercial "A" (Level 1)
- ☐ Commercial "B" (Level 2)
- ☐ FULLT1 (Level 3+4)
- ☐ NJ Reduced
- ☐ Commercial "C"
- ☐ NYASP Category A
- ☐ NYASP Category B
- ☐ State Forms
- ☐ EDD Format
- ☒ Other NYASPB

Commercial "A" = Results Only
Commercial "B" = Results + QC Summary
Commercial "C" = Results + QC Summary + Partial Raw data

Comments / Special Instructions

http://www.sgs.com/en/terms-and-conditions

Sample Custody must be documented below each time samples change possession, including courier delivery.

Relinquished by:	Date / Time:	Received By:	Relinquished By:	Date / Time:	Received By:
1 Michael Nappo	12/8/21 1400	1	2	12/6/21 1520	2
Relinquished by: 3	Date / Time:	Received By: 3	Relinquished By: 4	Date / Time:	Received By: 4
Relinquished by: 5	Date / Time:	Received By: 5	Custody Seal # ☐ Intact ☐ Not intact	Preserved where applicable ☐ Absent ☐ Therm. ID:	On Ice ☐ Cooler Temp. °C

0.4 IR #4

jd36297.xls
Rev. Date: 4/10/18

5.2 5

JD36297: Chain of Custody
Page 1 of 2
SGS Orlando, FL

SGS Sample Receipt Summary

Job Number: JD36297 **Client:** SGS NJ **Project:** 2ND AVENUE AND 33-39TH STREET, BROOKL

Date / Time Received: 12/9/2021 3:30:00 PM **Delivery Method:** FX **Airbill #'s:** 5272 0636 9954

Therm ID: IR 1; **Therm CF:** 0.2; **# of Coolers:** 1

Cooler Temps (Raw Measured) °C: Cooler 1: (0.2);

Cooler Temps (Corrected) °C: Cooler 1: (0.4);

Cooler Information	Y	or	N
1. Custody Seals Present	☑		☐
2. Custody Seals Intact	☑		☐
3. Temp criteria achieved	☑		☐
4. Cooler temp verification	IR Gun		
5. Cooler media	Ice (Bag)		

Trip Blank Information	Y	or	N	N/A
1. Trip Blank present / cooler	☐		☐	☑
2. Trip Blank listed on COC	☐		☐	☑
	W	**or**	**S**	**N/A**
3. Type Of TB Received	☐		☐	☑

Sample Information	Y	or	N	N/A
1. Sample labels present on bottles	☑		☐	
2. Samples preserved properly	☑		☐	
3. Sufficient volume/containers recvd for analysis:	☑		☐	
4. Condition of sample	Intact			
5. Sample recvd within HT	☑		☐	
6. Dates/Times/IDs on COC match Sample Label	☑		☐	
7. VOCs have headspace	☐		☐	☑
8. Bottles received for unspecified tests	☐		☑	
9. Compositing instructions clear	☐		☐	☑
10. Voa Soil Kits/Jars received past 48hrs?	☐		☐	☑
11. % Solids Jar received?	☐		☐	☑
12. Residual Chlorine Present?	☐		☐	☑

Misc. Information

Number of Encores: 25-Gram _____ 5-Gram _____ Number of 5035 Field Kits: _____ Number of Lab Filtered Metals: _____

Test Strip Lot #s: pH 0-3 230315 pH 10-12 219813A Other: (Specify) _____ _____

Residual Chlorine Test Strip Lot #: _____

Comments

SM001
Rev. Date 05/24/17

Technician: STEPHENP Date: 12/9/2021 3:30:00 PM Reviewer: _____ Date: _____

5.2

5

JD36297: Chain of Custody
Page 2 of 2

The results set forth herein are provided by SGS North America Inc.

e-Hardcopy 2.0
Automated Report

Technical Report for

Tetra Tech

2nd Avenue and 33-39th Street, Brooklyn, NY

SGS Job Number: JD36309

Sampling Date: 12/07/21

Report to:

Tetra Tech

Robert.Cantagallo@tetratech.com

ATTN: Bob Cantagallo

Total number of pages in report: 53

Test results contained within this data package meet the requirements of the National Environmental Laboratory Accreditation Program and/or state specific certification programs as applicable.

Mike Earp
General Manager

Client Service contact: Jadon Schiller 732-329-0200

Certifications: NJ(12129), NY(10983), CA, CT, FL, IL, IN, KS, KY, LA, MA, MD, ME, MN, NC, OH VAP (CL0056), AK (UST-103), AZ (AZ0786), PA, RI, SC, TX, UT, VA, WV, DoD ELAP (ANAB L2248)

This report shall not be reproduced, except in its entirety, without the written approval of SGS.
Test results relate only to samples analyzed.

SGS North America Inc. • 2235 Route 130 • Dayton, NJ 08810 • tel: 732-329-0200 • fax: 732-329-3499

SGS is the sole authority for authorizing edits or modifications to this document.
Unauthorized modification of this report is strictly prohibited.
Review standard terms at: http://www.sgs.com/en/terms-and-conditions

Please share your ideas about
how we can serve you better at:
EHS.US.CustomerCare@sgs.com

Table of Contents

-1-

Section 1: Sample Summary **3**
Section 2: Case Narrative/Conformance Summary **4**
Section 3: Summary of Hits **9**
Section 4: Sample Results **11**
4.1: JD36309-1: TT-SB-13GW 12
4.2: JD36309-1A: TT-SB-13GW 22
4.3: JD36309-2: TT-SB-06GW 24
4.4: JD36309-2A: TT-SB-06GW 34
4.5: JD36309-3: TT-SB-02GW 36
4.6: JD36309-3A: TT-SB-02GW 46
Section 5: Misc. Forms **48**
5.1: Chain of Custody 49
5.2: Chain of Custody (SGS Orlando, FL) 52

SGS LabLink@1124010 14:49 21-Jan-2022

Sample Summary

Tetra Tech

2nd Avenue and 33-39th Street, Brooklyn, NY

Job No: JD36309

This report contains results reported as ND = Not detected. The following applies:
Organics ND = Not detected above the MDL

Sample Number	Collected Date	Time	By	Received	Matrix Code	Type	Client Sample ID
JD36309-1	12/07/21	13:20	CB	12/07/21	AQ	Ground Water	TT-SB-13GW
JD36309-1A	12/07/21	13:20	CB	12/07/21	AQ	Ground Water	TT-SB-13GW
JD36309-2	12/07/21	14:20	CB	12/07/21	AQ	Ground Water	TT-SB-06GW
JD36309-2A	12/07/21	14:20	CB	12/07/21	AQ	Ground Water	TT-SB-06GW
JD36309-3	12/07/21	15:35	CB	12/07/21	AQ	Ground Water	TT-SB-02GW
JD36309-3A	12/07/21	15:35	CB	12/07/21	AQ	Ground Water	TT-SB-02GW

CASE NARRATIVE / CONFORMANCE SUMMARY

Client:	Tetra Tech	**Job No**	JD36309
Site:	2nd Avenue and 33-39th Street, Brooklyn, NY	**Report Date**	12/29/2021 4:45:00 P

On 12/07/2021, 3 Sample(s), 0 Trip Blank(s) and 0 Field Blank(s) were received at SGS North America Inc. at a maximum corrected temperature of 1.8 C. Samples were intact and chemically preserved, unless noted below. A SGS North America Inc. Job Number of JD36309 was assigned to the project. Laboratory sample ID, client sample ID and dates of sample collection are detailed in the report's Results Summary Section.

Specified quality control criteria were achieved for this job except as noted below. For more information, please refer to the analytical results and QC summary pages.

Compounds qualified as out of range in the continuing calibration summary report are acceptable as per method requirements when there is a high bias but the sample result is non-detect.

MS Volatiles By Method SW846 8260D

Matrix: AQ **Batch ID:** V2B8533

- All samples were analyzed within the recommended method holding time.
- Sample(s) JD36383-2MS, JD36383-2MSD were used as the QC samples indicated.
- All method blanks for this batch meet method specific criteria.
- JD36309-3 for Acetone: Associated CCV outside of control limits low. A sensitivity check was analyzed to demonstrate system suitability to detect affected analyte. Sample was ND.
- JD36309-2 for Acetone: Associated CCV outside of control limits low. A sensitivity check was analyzed to demonstrate system suitability to detect affected analyte. Sample was ND.
- JD36309-2 for 2-Butanone (MEK): Associated CCV outside of control limits low. A sensitivity check was analyzed to demonstrate system suitability to detect affected analyte. Sample was ND.
- JD36309-1 for Bromomethane: Associated CCV outside of control limits low. A sensitivity check was analyzed to demonstrate system suitability to detect affected analyte. Sample was ND.
- JD36309-1 for Acetone: Associated CCV outside of control limits low. A sensitivity check was analyzed to demonstrate system suitability to detect affected analyte. Sample was ND.
- JD36309-3 for Bromomethane: Associated CCV outside of control limits low. A sensitivity check was analyzed to demonstrate system suitability to detect affected analyte. Sample was ND.
- JD36309-1 for 2-Butanone (MEK): Associated CCV outside of control limits low. A sensitivity check was analyzed to demonstrate system suitability to detect affected analyte. Sample was ND.
- JD36309-3 for 2-Butanone (MEK): Associated CCV outside of control limits low. A sensitivity check was analyzed to demonstrate system suitability to detect affected analyte. Sample was ND.
- JD36309-2 for Bromomethane: Associated CCV outside of control limits low. A sensitivity check was analyzed to demonstrate system suitability to detect affected analyte. Sample was ND.

MS Semi-volatiles By Method EPA 537M BY ID

Matrix: AQ **Batch ID:** F:OP88920

- The data for EPA 537M BY ID meets quality control requirements.
- JD36309-1A: Analysis performed at SGS Orlando, FL.
- JD36309-3A: Analysis performed at SGS Orlando, FL.
- JD36309-2A: Analysis performed at SGS Orlando, FL.

MS Semi-volatiles By Method SW846 8270E

Matrix: AQ	**Batch ID:** OP37044

- All samples were extracted within the recommended method holding time.
- Sample(s) JD36294-5MS, JD36294-5MSD were used as the QC samples indicated.
- All method blanks for this batch meet method specific criteria.
- JD36309-1 for 2-Nitroaniline: Associated CCV outside of control limits high, sample was ND.
- JD36309-3 for 2,4-Dinitrotoluene: Associated CCV outside of control limits high, sample was ND.
- JD36309-3 for 2,6-Dinitrotoluene: Associated CCV outside of control limits high, sample was ND.
- JD36309-2 for Hexachloroethane: Associated CCV outside of control limits high, sample was ND.
- JD36309-3 for 2-Nitrophenol: Associated CCV outside of control limits high, sample was ND.
- JD36309-2 for Nitrobenzene: Associated CCV outside of control limits high, sample was ND.
- JD36309-3 for 2,3,4,6-Tetrachlorophenol: Associated CCV outside of control limits high, sample was ND.
- JD36309-3 for Atrazine: Associated CCV outside of control limits high, sample was ND.
- JD36309-3 for Acetophenone: Associated CCV outside of control limits high, sample was ND.
- JD36309-1 for Acetophenone: Associated CCV outside of control limits high, sample was ND.
- JD36309-2 for N-Nitroso-di-n-propylamine: Associated CCV outside of control limits high, sample was ND.
- JD36309-3 for 4,6-Dinitro-o-cresol: Associated CCV outside of control limits high, sample was ND.
- JD36309-3 for Hexachloroethane: Associated CCV outside of control limits high, sample was ND.
- JD36309-1 for 2-Nitrophenol: Associated CCV outside of control limits high, sample was ND.
- JD36309-3 for N-Nitroso-di-n-propylamine: Associated CCV outside of control limits high, sample was ND.
- OP37044-BS1 for Acenaphthylene: Outside of in house control limits, but within the marginal exceedance limits.
- JD36309-1 for 2,6-Dinitrotoluene: Associated CCV outside of control limits high, sample was ND.
- JD36309-1 for 2,4-Dinitrotoluene: Associated CCV outside of control limits high, sample was ND.
- JD36309-1 for 2,4-Dinitrophenol: Associated CCV outside of control limits high, sample was ND.
- JD36309-1 for 2,3,4,6-Tetrachlorophenol: Associated CCV outside of control limits high, sample was ND.
- JD36309-1 for 4,6-Dinitro-o-cresol: Associated CCV outside of control limits high, sample was ND.
- JD36309-2 for 2,4-Dinitrotoluene: Associated CCV outside of control limits high, sample was ND.
- JD36309-3 for Nitrobenzene: Associated CCV outside of control limits high, sample was ND.
- JD36309-1 for Hexachlorobutadiene: Associated CCV outside of control limits high, sample was ND.
- JD36309-2 for 2,6-Dinitrotoluene: Associated CCV outside of control limits high, sample was ND.
- JD36309-2 for Atrazine: Associated CCV outside of control limits high, sample was ND.
- JD36309-2 for Acetophenone: Associated CCV outside of control limits high, sample was ND.
- JD36309-2 for 4,6-Dinitro-o-cresol: Associated CCV outside of control limits high, sample was ND.
- JD36309-3 for Hexachlorobutadiene: Associated CCV outside of control limits high, sample was ND.
- JD36309-2 for 2-Nitroaniline: Associated CCV outside of control limits high, sample was ND.
- JD36309-2 for 2,4-Dinitrophenol: Associated CCV outside of control limits high, sample was ND.
- JD36309-2 for 2,3,4,6-Tetrachlorophenol: Associated CCV outside of control limits high, sample was ND.
- JD36309-1 for Nitrobenzene: Associated CCV outside of control limits high, sample was ND.
- JD36309-2 for Hexachlorobutadiene: Associated CCV outside of control limits high, sample was ND.
- JD36309-1 for Hexachloroethane: Associated CCV outside of control limits high, sample was ND.
- JD36309-3 for 2,4-Dinitrophenol: Associated CCV outside of control limits high, sample was ND.
- JD36309-1 for Atrazine: Associated CCV outside of control limits high, sample was ND.
- JD36309-1 for N-Nitroso-di-n-propylamine: Associated CCV outside of control limits high, sample was ND.

MS Semi-volatiles By Method SW846 8270E

Matrix: AQ	Batch ID: OP37044

- JD36309-3 for 2-Nitroaniline: Associated CCV outside of control limits high, sample was ND.
- JD36309-2 for 2-Nitrophenol: Associated CCV outside of control limits high, sample was ND.

MS Semi-volatiles By Method SW846 8270E BY SIM

Matrix: AQ	Batch ID: OP37044A

- All samples were extracted within the recommended method holding time.
- Sample(s) JD36294-5MS, JD36294-5MSD were used as the QC samples indicated.
- All method blanks for this batch meet method specific criteria.

GC/LC Semi-volatiles By Method SW846 8081B

Matrix: AQ	Batch ID: OP37055

- All samples were extracted within the recommended method holding time.
- All method blanks for this batch meet method specific criteria.
- Sample(s) JD36387-1MS, JD36387-1MSD, OP37055-MSMSD were used as the QC samples indicated.
- Matrix Spike Recovery(s) for 4,4'-DDD are outside control limits. Outside control limits due to high level in sample relative to spike amount.
- RPD(s) for MSD for Endrin aldehyde are outside control limits for sample OP37055-MSD. Analytical precision exceeds in-house control limits.
- OP37055-BS1: Had TBA cleanup.
- OP37055-BSD: Had TBA cleanup.
- OP37055-MB1: Had TBA cleanup.

GC/LC Semi-volatiles By Method SW846 8082A

Matrix: AQ	Batch ID: OP37056

- All samples were extracted within the recommended method holding time.
- All method blanks for this batch meet method specific criteria.

GC/LC Semi-volatiles By Method SW846 8151A

Matrix: AQ	Batch ID: OP37027

- All samples were extracted within the recommended method holding time.
- All method blanks for this batch meet method specific criteria.

Metals Analysis By Method SW846 6010D

Matrix: AQ	Batch ID: MP30320

- All samples were digested within the recommended method holding time.
- All method blanks for this batch meet method specific criteria.
- Sample(s) JD36309-2MS, JD36309-2MSD, JD36309-2SDL were used as the QC samples for metals.
- Matrix Spike Recovery(s) for Sodium are outside control limits. Spike amount low relative to the sample amount. Refer to lab control or spike blank for recovery information.
- RPD(s) for Serial Dilution for Arsenic, Aluminum, Cadmium, Chromium, Lead, Nickel, Silver, Vanadium are outside control limits for sample MP30320-SD1. Percent difference acceptable due to low initial sample concentration (< 50 times IDL).
- MP30320-SD1 for Zinc: Serial dilution indicates possible matrix interference.
- JD36309-2 for Arsenic: Elevated detection limit due to dilution required for high interfering element.
- JD36309-2 for Thallium: Elevated detection limit due to dilution required for high interfering element.

Metals Analysis By Method SW846 7470A

Matrix: AQ	**Batch ID:** MP30335

- All samples were digested within the recommended method holding time.
- All method blanks for this batch meet method specific criteria.
- Sample(s) JD36305-2MS, JD36305-2MSD were used as the QC samples for metals.

SGS North America Inc. certifies that data reported for samples received, listed on the associated custody chain or analytical task order, were produced to specifications meeting the Quality System precision, accuracy and completeness objectives except as noted.

Estimated non-standard method measurement uncertainty data is available on request, based on quality control bias and implicit for standard methods. Acceptable uncertainty requires tested parameter quality control data to meet method criteria.

SGS North America Inc. is not responsible for data quality assumptions if partial reports are used and recommends that this report be used in its entirety. Data release is authorized by SGS North America Inc indicated via signature on the report cover

SAMPLE DELIVERY GROUP CASE NARRATIVE

Client: SGS Dayton, NJ **Job No:** JD36309

Site: TTNJP: 2nd Avenue and 33-39th Street, Brooklyn, NY **Report Date** 12/29/2021 10:49:40

On 12/07/2021, 3 Sample(s), 0 Trip Blank(s) were received at SGS North America Inc. at a maximum corrected temperature of 0.4 C. Samples were intact and chemically preserved, unless noted below. A SGS North America Inc. Job Number of JD36309 was Assigned to the project. Laboratory sample ID, client sample ID and dates of sample collection are detailed in the report's Results Summary Section. Specified quality control criteria were achieved for this job except as noted below. For more information, please refer to the analytical results and QC summary pages

MS Semi-volatiles By Method EPA 537M BY ID

Matrix: AQ **Batch ID:** OP88920

Sample(s) FA91009-21MS, FA91009-21MSD were used as the QC samples indicated.

Matrix Spike Recovery(s) for Perfluorotridecanoic acid are outside control limits. Probable cause is due to matrix interference.

RPD(s) for MSD for Perfluorotridecanoic acid are outside control limits for sample OP88920-MSD. Probable cause is due to sample non-homogeneity.

SGS North America Inc. certifies that data reported for samples received, listed on the associated custody chain or analytical task order, were produced to specifications meeting the Quality System precision, accuracy and completeness objectives exceptas noted. Estimated non-standard method measurement uncertainty data is available on request, based on quality control bias and implicit for standard methods. Acceptable uncertainty requires tested parameter quality control data to meet method criteria. SGS North America Inc. is not responsible for data quality assumptions if partial reports are used and recommends that this report be used in its entirety.

Narrative prepared by:

_____

Ariel Hartney, Client Services (signature on file)

Summary of Hits

Job Number: JD36309
Account: Tetra Tech
Project: 2nd Avenue and 33-39th Street, Brooklyn, NY
Collected: 12/07/21

3

Lab Sample ID Analyte	Client Sample ID	Result/ Qual	RL	MDL	Units	Method
JD36309-1	**TT-SB-13GW**					
Benzo(a)anthracene		0.76 J	1.0	0.21	ug/l	SW846 8270E
Benzo(a)pyrene		0.65 J	1.0	0.22	ug/l	SW846 8270E
Benzo(b)fluoranthene		0.90 J	1.0	0.21	ug/l	SW846 8270E
Benzo(g,h,i)perylene		0.46 J	1.0	0.35	ug/l	SW846 8270E
Benzo(k)fluoranthene		0.38 J	1.0	0.21	ug/l	SW846 8270E
Chrysene		0.64 J	1.0	0.18	ug/l	SW846 8270E
Fluoranthene		1.5	1.0	0.17	ug/l	SW846 8270E
Indeno(1,2,3-cd)pyrene		0.57 J	1.0	0.34	ug/l	SW846 8270E
Phenanthrene		0.65 J	1.0	0.18	ug/l	SW846 8270E
Pyrene		1.5	1.0	0.22	ug/l	SW846 8270E
1,4-Dioxane		0.0784 J	0.10	0.051	ug/l	SW846 8270E BY SIM
Aluminum		437	200		ug/l	SW846 6010D
Arsenic		3.1	3.0		ug/l	SW846 6010D
Calcium		107000	5000		ug/l	SW846 6010D
Iron		868	100		ug/l	SW846 6010D
Lead		135	3.0		ug/l	SW846 6010D
Magnesium		27000	5000		ug/l	SW846 6010D
Manganese		96.4	15		ug/l	SW846 6010D
Potassium		13000	10000		ug/l	SW846 6010D
Sodium		107000	10000		ug/l	SW846 6010D
Zinc		100	20		ug/l	SW846 6010D
JD36309-1A	**TT-SB-13GW**					
Perfluorobutanoic acid [a]		2.9 J	3.7	1.9	ng/l	EPA 537M BY ID
Perfluoropentanoic acid [a]		1.6 J	1.9	0.93	ng/l	EPA 537M BY ID
Perfluorohexanoic acid [a]		1.7 J	1.9	0.93	ng/l	EPA 537M BY ID
Perfluoroheptanoic acid [a]		4.9	1.9	0.93	ng/l	EPA 537M BY ID
Perfluorooctanoic acid [a]		23.9	1.9	0.93	ng/l	EPA 537M BY ID
Perfluorobutanesulfonic acid [a]		1.1 J	1.9	0.93	ng/l	EPA 537M BY ID
Perfluorooctanesulfonic acid [a]		2.7	1.9	0.93	ng/l	EPA 537M BY ID
JD36309-2	**TT-SB-06GW**					
Aluminum		596	200		ug/l	SW846 6010D
Arsenic [b]		30.1	15		ug/l	SW846 6010D
Barium		577	200		ug/l	SW846 6010D
Calcium		229000	25000		ug/l	SW846 6010D
Iron		20200	100		ug/l	SW846 6010D
Lead		6.2	3.0		ug/l	SW846 6010D
Magnesium		58800	5000		ug/l	SW846 6010D
Manganese		6880	15		ug/l	SW846 6010D
Potassium		19600	10000		ug/l	SW846 6010D

Summary of Hits

Job Number: JD36309
Account: Tetra Tech
Project: 2nd Avenue and 33-39th Street, Brooklyn, NY
Collected: 12/07/21

Lab Sample ID / Analyte	Client Sample ID	Result/ Qual	RL	MDL	Units	Method
Sodium		308000	50000		ug/l	SW846 6010D
JD36309-2A	**TT-SB-06GW**					
Perfluorobutanoic acid [a]		10.4	3.7	1.9	ng/l	EPA 537M BY ID
Perfluoropentanoic acid [a]		4.1	1.9	0.93	ng/l	EPA 537M BY ID
Perfluorohexanoic acid [a]		3.4	1.9	0.93	ng/l	EPA 537M BY ID
Perfluoroheptanoic acid [a]		3.2	1.9	0.93	ng/l	EPA 537M BY ID
Perfluorooctanoic acid [a]		28.8	1.9	0.93	ng/l	EPA 537M BY ID
Perfluorononanoic acid [a]		1.5 J	1.9	0.93	ng/l	EPA 537M BY ID
Perfluorobutanesulfonic acid [a]		1.6 J	1.9	0.93	ng/l	EPA 537M BY ID
Perfluorooctanesulfonic acid [a]		2.3	1.9	0.93	ng/l	EPA 537M BY ID
JD36309-3	**TT-SB-02GW**					
1,4-Dioxane		0.117	0.11	0.053	ug/l	SW846 8270E BY SIM
Aluminum		1920	200		ug/l	SW846 6010D
Arsenic		6.3	3.0		ug/l	SW846 6010D
Calcium		170000	5000		ug/l	SW846 6010D
Iron		5970	100		ug/l	SW846 6010D
Lead		11.9	3.0		ug/l	SW846 6010D
Magnesium		31900	5000		ug/l	SW846 6010D
Manganese		2210	15		ug/l	SW846 6010D
Potassium		14900	10000		ug/l	SW846 6010D
Sodium		118000	10000		ug/l	SW846 6010D
Zinc		60.5	20		ug/l	SW846 6010D
JD36309-3A	**TT-SB-02GW**					
Perfluorobutanoic acid [a]		6.4	3.7	1.9	ng/l	EPA 537M BY ID
Perfluoropentanoic acid [a]		1.8 J	1.9	0.93	ng/l	EPA 537M BY ID
Perfluorohexanoic acid [a]		1.8 J	1.9	0.93	ng/l	EPA 537M BY ID
Perfluoroheptanoic acid [a]		2.9	1.9	0.93	ng/l	EPA 537M BY ID
Perfluorooctanoic acid [a]		61.8	1.9	0.93	ng/l	EPA 537M BY ID
Perfluorononanoic acid [a]		1.1 J	1.9	0.93	ng/l	EPA 537M BY ID
Perfluorobutanesulfonic acid [a]		1.2 J	1.9	0.93	ng/l	EPA 537M BY ID
Perfluorohexanesulfonic acid [a]		1.1 J	1.9	0.93	ng/l	EPA 537M BY ID
Perfluorooctanesulfonic acid [a]		2.7	1.9	0.93	ng/l	EPA 537M BY ID

(a) Analysis performed at SGS Orlando, FL.
(b) Elevated detection limit due to dilution required for high interfering element.

Sample Results

Report of Analysis

Report of Analysis

Client Sample ID:	TT-SB-13GW		
Lab Sample ID:	JD36309-1	**Date Sampled:**	12/07/21
Matrix:	AQ - Ground Water	**Date Received:**	12/07/21
Method:	SW846 8260D	**Percent Solids:**	n/a
Project:	2nd Avenue and 33-39th Street, Brooklyn, NY		

	File ID	DF	Analyzed	By	Prep Date	Prep Batch	Analytical Batch
Run #1	2B187938.D	1	12/11/21 06:55	JS	n/a	n/a	V2B8533
Run #2							

	Purge Volume
Run #1	5.0 ml
Run #2	

VOA TCL List

CAS No.	Compound	Result	RL	MDL	Units	Q
67-64-1	Acetone [a]	ND	10	3.1	ug/l	
71-43-2	Benzene	ND	0.50	0.43	ug/l	
74-97-5	Bromochloromethane	ND	1.0	0.48	ug/l	
75-27-4	Bromodichloromethane	ND	1.0	0.45	ug/l	
75-25-2	Bromoform	ND	1.0	0.63	ug/l	
74-83-9	Bromomethane [a]	ND	2.0	1.6	ug/l	
78-93-3	2-Butanone (MEK) [a]	ND	10	6.9	ug/l	
75-15-0	Carbon disulfide	ND	2.0	0.46	ug/l	
56-23-5	Carbon tetrachloride	ND	1.0	0.55	ug/l	
108-90-7	Chlorobenzene	ND	1.0	0.56	ug/l	
75-00-3	Chloroethane	ND	1.0	0.73	ug/l	
67-66-3	Chloroform	ND	1.0	0.50	ug/l	
74-87-3	Chloromethane	ND	1.0	0.76	ug/l	
110-82-7	Cyclohexane	ND	5.0	0.78	ug/l	
96-12-8	1,2-Dibromo-3-chloropropane	ND	2.0	0.53	ug/l	
124-48-1	Dibromochloromethane	ND	1.0	0.56	ug/l	
106-93-4	1,2-Dibromoethane	ND	1.0	0.48	ug/l	
95-50-1	1,2-Dichlorobenzene	ND	1.0	0.53	ug/l	
541-73-1	1,3-Dichlorobenzene	ND	1.0	0.54	ug/l	
106-46-7	1,4-Dichlorobenzene	ND	1.0	0.51	ug/l	
75-71-8	Dichlorodifluoromethane	ND	2.0	0.56	ug/l	
75-34-3	1,1-Dichloroethane	ND	1.0	0.57	ug/l	
107-06-2	1,2-Dichloroethane	ND	1.0	0.60	ug/l	
75-35-4	1,1-Dichloroethene	ND	1.0	0.59	ug/l	
156-59-2	cis-1,2-Dichloroethene	ND	1.0	0.51	ug/l	
156-60-5	trans-1,2-Dichloroethene	ND	1.0	0.54	ug/l	
78-87-5	1,2-Dichloropropane	ND	1.0	0.51	ug/l	
10061-01-5	cis-1,3-Dichloropropene	ND	1.0	0.47	ug/l	
10061-02-6	trans-1,3-Dichloropropene	ND	1.0	0.43	ug/l	
100-41-4	Ethylbenzene	ND	1.0	0.60	ug/l	
76-13-1	Freon 113	ND	5.0	0.58	ug/l	
591-78-6	2-Hexanone	ND	5.0	2.0	ug/l	

ND = Not detected MDL = Method Detection Limit
RL = Reporting Limit
E = Indicates value exceeds calibration range

J = Indicates an estimated value
B = Indicates analyte found in associated method blank
N = Indicates presumptive evidence of a compound

Report of Analysis

Client Sample ID:	TT-SB-13GW		
Lab Sample ID:	JD36309-1	**Date Sampled:**	12/07/21
Matrix:	AQ - Ground Water	**Date Received:**	12/07/21
Method:	SW846 8260D	**Percent Solids:**	n/a
Project:	2nd Avenue and 33-39th Street, Brooklyn, NY		

VOA TCL List

CAS No.	Compound	Result	RL	MDL	Units	Q
98-82-8	Isopropylbenzene	ND	1.0	0.65	ug/l	
79-20-9	Methyl Acetate	ND	5.0	0.80	ug/l	
108-87-2	Methylcyclohexane	ND	5.0	0.60	ug/l	
1634-04-4	Methyl Tert Butyl Ether	ND	1.0	0.51	ug/l	
108-10-1	4-Methyl-2-pentanone(MIBK)	ND	5.0	1.9	ug/l	
75-09-2	Methylene chloride	ND	2.0	1.0	ug/l	
100-42-5	Styrene	ND	1.0	0.49	ug/l	
79-34-5	1,1,2,2-Tetrachloroethane	ND	1.0	0.65	ug/l	
127-18-4	Tetrachloroethene	ND	1.0	0.90	ug/l	
108-88-3	Toluene	ND	1.0	0.53	ug/l	
87-61-6	1,2,3-Trichlorobenzene	ND	1.0	0.50	ug/l	
120-82-1	1,2,4-Trichlorobenzene	ND	1.0	0.50	ug/l	
71-55-6	1,1,1-Trichloroethane	ND	1.0	0.54	ug/l	
79-00-5	1,1,2-Trichloroethane	ND	1.0	0.53	ug/l	
79-01-6	Trichloroethene	ND	1.0	0.53	ug/l	
75-69-4	Trichlorofluoromethane	ND	2.0	0.40	ug/l	
75-01-4	Vinyl chloride	ND	1.0	0.79	ug/l	
	m,p-Xylene	ND	1.0	0.78	ug/l	
95-47-6	o-Xylene	ND	1.0	0.59	ug/l	
1330-20-7	Xylene (total)	ND	1.0	0.59	ug/l	

CAS No.	Surrogate Recoveries	Run# 1	Run# 2	Limits
1868-53-7	Dibromofluoromethane	101%		80-120%
17060-07-0	1,2-Dichloroethane-D4	92%		80-120%
2037-26-5	Toluene-D8	94%		80-120%
460-00-4	4-Bromofluorobenzene	103%		82-114%

CAS No.	Tentatively Identified Compounds	R.T.	Est. Conc.	Units	Q
	system artifact	3.68	76	ug/l	J
	Total TIC, Volatile		0	ug/l	

(a) Associated CCV outside of control limits low. A sensitivity check was analyzed to demonstrate system suitability to detect affected analyte. Sample was ND.

ND = Not detected MDL = Method Detection Limit
RL = Reporting Limit
E = Indicates value exceeds calibration range

J = Indicates an estimated value
B = Indicates analyte found in associated method blank
N = Indicates presumptive evidence of a compound

Report of Analysis

Client Sample ID:	TT-SB-13GW		
Lab Sample ID:	JD36309-1	**Date Sampled:**	12/07/21
Matrix:	AQ - Ground Water	**Date Received:**	12/07/21
Method:	SW846 8270E SW846 3510C	**Percent Solids:**	n/a
Project:	2nd Avenue and 33-39th Street, Brooklyn, NY		

	File ID	DF	Analyzed	By	Prep Date	Prep Batch	Analytical Batch
Run #1	M176989.D	1	12/13/21 12:28	KLS	12/10/21 10:25	OP37044	EM7608
Run #2							

	Initial Volume	Final Volume
Run #1	980 ml	1.0 ml
Run #2		

ABN TCL List (SOM0 2.0)

CAS No.	Compound	Result	RL	MDL	Units	Q
95-57-8	2-Chlorophenol	ND	5.1	0.84	ug/l	
59-50-7	4-Chloro-3-methyl phenol	ND	5.1	0.91	ug/l	
120-83-2	2,4-Dichlorophenol	ND	2.0	1.3	ug/l	
105-67-9	2,4-Dimethylphenol	ND	5.1	2.5	ug/l	
51-28-5	2,4-Dinitrophenol [a]	ND	5.1	1.6	ug/l	
534-52-1	4,6-Dinitro-o-cresol [a]	ND	5.1	1.3	ug/l	
95-48-7	2-Methylphenol	ND	2.0	0.91	ug/l	
	3&4-Methylphenol	ND	2.0	0.90	ug/l	
88-75-5	2-Nitrophenol [a]	ND	5.1	0.98	ug/l	
100-02-7	4-Nitrophenol	ND	10	1.2	ug/l	
87-86-5	Pentachlorophenol	ND	4.1	1.4	ug/l	
108-95-2	Phenol	ND	2.0	0.40	ug/l	
58-90-2	2,3,4,6-Tetrachlorophenol [a]	ND	5.1	1.5	ug/l	
95-95-4	2,4,5-Trichlorophenol	ND	5.1	1.4	ug/l	
88-06-2	2,4,6-Trichlorophenol	ND	5.1	0.94	ug/l	
83-32-9	Acenaphthene	ND	1.0	0.19	ug/l	
208-96-8	Acenaphthylene	ND	1.0	0.14	ug/l	
98-86-2	Acetophenone [a]	ND	2.0	0.21	ug/l	
120-12-7	Anthracene	ND	1.0	0.22	ug/l	
1912-24-9	Atrazine [a]	ND	2.0	0.46	ug/l	
100-52-7	Benzaldehyde	ND	5.1	0.29	ug/l	
56-55-3	Benzo(a)anthracene	0.76	1.0	0.21	ug/l	J
50-32-8	Benzo(a)pyrene	0.65	1.0	0.22	ug/l	J
205-99-2	Benzo(b)fluoranthene	0.90	1.0	0.21	ug/l	J
191-24-2	Benzo(g,h,i)perylene	0.46	1.0	0.35	ug/l	J
207-08-9	Benzo(k)fluoranthene	0.38	1.0	0.21	ug/l	J
101-55-3	4-Bromophenyl phenyl ether	ND	2.0	0.41	ug/l	
85-68-7	Butyl benzyl phthalate	ND	2.0	0.47	ug/l	
92-52-4	1,1'-Biphenyl	ND	1.0	0.22	ug/l	
91-58-7	2-Chloronaphthalene	ND	2.0	0.24	ug/l	
106-47-8	4-Chloroaniline	ND	5.1	0.35	ug/l	
86-74-8	Carbazole	ND	1.0	0.23	ug/l	

ND = Not detected MDL = Method Detection Limit J = Indicates an estimated value
RL = Reporting Limit B = Indicates analyte found in associated method blank
E = Indicates value exceeds calibration range N = Indicates presumptive evidence of a compound

Report of Analysis

Client Sample ID:	TT-SB-13GW		
Lab Sample ID:	JD36309-1	**Date Sampled:**	12/07/21
Matrix:	AQ - Ground Water	**Date Received:**	12/07/21
Method:	SW846 8270E SW846 3510C	**Percent Solids:**	n/a
Project:	2nd Avenue and 33-39th Street, Brooklyn, NY		

ABN TCL List (SOM0 2.0)

CAS No.	Compound	Result	RL	MDL	Units	Q
105-60-2	Caprolactam	ND	2.0	0.66	ug/l	
218-01-9	Chrysene	0.64	1.0	0.18	ug/l	J
111-91-1	bis(2-Chloroethoxy)methane	ND	2.0	0.28	ug/l	
111-44-4	bis(2-Chloroethyl)ether	ND	2.0	0.25	ug/l	
108-60-1	2,2'-Oxybis(1-chloropropane)	ND	2.0	0.41	ug/l	
7005-72-3	4-Chlorophenyl phenyl ether	ND	2.0	0.37	ug/l	
121-14-2	2,4-Dinitrotoluene [a]	ND	1.0	0.56	ug/l	
606-20-2	2,6-Dinitrotoluene [a]	ND	1.0	0.49	ug/l	
91-94-1	3,3'-Dichlorobenzidine	ND	2.0	0.52	ug/l	
123-91-1	1,4-Dioxane	ND	1.0	0.67	ug/l	
53-70-3	Dibenzo(a,h)anthracene	ND	1.0	0.34	ug/l	
132-64-9	Dibenzofuran	ND	5.1	0.22	ug/l	
84-74-2	Di-n-butyl phthalate	ND	2.0	0.51	ug/l	
117-84-0	Di-n-octyl phthalate	ND	2.0	0.24	ug/l	
84-66-2	Diethyl phthalate	ND	2.0	0.27	ug/l	
131-11-3	Dimethyl phthalate	ND	2.0	0.22	ug/l	
117-81-7	bis(2-Ethylhexyl)phthalate	ND	2.0	1.7	ug/l	
206-44-0	Fluoranthene	1.5	1.0	0.17	ug/l	
86-73-7	Fluorene	ND	1.0	0.17	ug/l	
118-74-1	Hexachlorobenzene	ND	1.0	0.33	ug/l	
87-68-3	Hexachlorobutadiene [a]	ND	1.0	0.50	ug/l	
77-47-4	Hexachlorocyclopentadiene	ND	10	2.8	ug/l	
67-72-1	Hexachloroethane [a]	ND	2.0	0.40	ug/l	
193-39-5	Indeno(1,2,3-cd)pyrene	0.57	1.0	0.34	ug/l	J
78-59-1	Isophorone	ND	2.0	0.28	ug/l	
91-57-6	2-Methylnaphthalene	ND	1.0	0.21	ug/l	
88-74-4	2-Nitroaniline [a]	ND	5.1	0.28	ug/l	
99-09-2	3-Nitroaniline	ND	5.1	0.39	ug/l	
100-01-6	4-Nitroaniline	ND	5.1	0.45	ug/l	
91-20-3	Naphthalene	ND	1.0	0.24	ug/l	
98-95-3	Nitrobenzene [a]	ND	2.0	0.66	ug/l	
621-64-7	N-Nitroso-di-n-propylamine [a]	ND	2.0	0.49	ug/l	
86-30-6	N-Nitrosodiphenylamine	ND	5.1	0.23	ug/l	
85-01-8	Phenanthrene	0.65	1.0	0.18	ug/l	J
129-00-0	Pyrene	1.5	1.0	0.22	ug/l	
95-94-3	1,2,4,5-Tetrachlorobenzene	ND	2.0	0.38	ug/l	

CAS No.	Surrogate Recoveries	Run# 1	Run# 2	Limits
367-12-4	2-Fluorophenol	22%		10-90%

ND = Not detected MDL = Method Detection Limit
RL = Reporting Limit
E = Indicates value exceeds calibration range

J = Indicates an estimated value
B = Indicates analyte found in associated method blank
N = Indicates presumptive evidence of a compound

Report of Analysis

Client Sample ID:	TT-SB-13GW		
Lab Sample ID:	JD36309-1	**Date Sampled:**	12/07/21
Matrix:	AQ - Ground Water	**Date Received:**	12/07/21
Method:	SW846 8270E SW846 3510C	**Percent Solids:**	n/a
Project:	2nd Avenue and 33-39th Street, Brooklyn, NY		

ABN TCL List (SOM0 2.0)

CAS No.	Surrogate Recoveries	Run# 1	Run# 2	Limits
4165-62-2	Phenol-d5	18%		10-101%
118-79-6	2,4,6-Tribromophenol	92%		23-155%
4165-60-0	Nitrobenzene-d5	73%		25-141%
321-60-8	2-Fluorobiphenyl	63%		35-126%
1718-51-0	Terphenyl-d14	44%		15-139%

CAS No.	Tentatively Identified Compounds	R.T.	Est. Conc.	Units	Q
	system artifact	2.82	11	ug/l	J
	system artifact	3.09	10	ug/l	J
	Total TIC, Semi-Volatile		0	ug/l	

(a) Associated CCV outside of control limits high, sample was ND.

ND = Not detected MDL = Method Detection Limit
RL = Reporting Limit
E = Indicates value exceeds calibration range

J = Indicates an estimated value
B = Indicates analyte found in associated method blank
N = Indicates presumptive evidence of a compound

Report of Analysis

Client Sample ID:	TT-SB-13GW		
Lab Sample ID:	JD36309-1	**Date Sampled:**	12/07/21
Matrix:	AQ - Ground Water	**Date Received:**	12/07/21
Method:	SW846 8270E BY SIM SW846 3510C	**Percent Solids:**	n/a
Project:	2nd Avenue and 33-39th Street, Brooklyn, NY		

	File ID	DF	Analyzed	By	Prep Date	Prep Batch	Analytical Batch
Run #1	4M105185.D	1	12/16/21 20:05	KLS	12/10/21 10:25	OP37044A	E4M4888
Run #2							

	Initial Volume	Final Volume
Run #1	980 ml	1.0 ml
Run #2		

CAS No.	Compound	Result	RL	MDL	Units	Q
123-91-1	1,4-Dioxane	0.0784	0.10	0.051	ug/l	J

CAS No.	Surrogate Recoveries	Run# 1	Run# 2	Limits
4165-60-0	Nitrobenzene-d5	68%		21-121%
321-60-8	2-Fluorobiphenyl	65%		27-107%
1718-51-0	Terphenyl-d14	47%		25-118%

ND = Not detected MDL = Method Detection Limit J = Indicates an estimated value
RL = Reporting Limit B = Indicates analyte found in associated method blank
E = Indicates value exceeds calibration range N = Indicates presumptive evidence of a compound

Report of Analysis

Client Sample ID:	TT-SB-13GW		
Lab Sample ID:	JD36309-1	**Date Sampled:**	12/07/21
Matrix:	AQ - Ground Water	**Date Received:**	12/07/21
Method:	SW846 8151A SW846 3510C	**Percent Solids:**	n/a
Project:	2nd Avenue and 33-39th Street, Brooklyn, NY		

	File ID	DF	Analyzed	By	Prep Date	Prep Batch	Analytical Batch
Run #1	OA155608.D	1	12/16/21 11:56	CP	12/10/21 20:45	OP37027	GOA5503
Run #2							

	Initial Volume	Final Volume
Run #1	255 ml	2.0 ml
Run #2		

Herbicide List

CAS No.	Compound	Result	RL	MDL	Units	Q
94-75-7	2,4-D	ND	0.39	0.078	ug/l	
93-72-1	2,4,5-TP (Silvex)	ND	0.078	0.049	ug/l	
93-76-5	2,4,5-T	ND	0.078	0.015	ug/l	

CAS No.	Surrogate Recoveries	Run# 1	Run# 2	Limits
19719-28-9	2,4-DCAA	94%		10-200%
19719-28-9	2,4-DCAA	89%		10-200%

ND = Not detected MDL = Method Detection Limit
RL = Reporting Limit
E = Indicates value exceeds calibration range

J = Indicates an estimated value
B = Indicates analyte found in associated method blank
N = Indicates presumptive evidence of a compound

Report of Analysis

Client Sample ID:	TT-SB-13GW		
Lab Sample ID:	JD36309-1	**Date Sampled:**	12/07/21
Matrix:	AQ - Ground Water	**Date Received:**	12/07/21
Method:	SW846 8081B SW846 3510C	**Percent Solids:**	n/a
Project:	2nd Avenue and 33-39th Street, Brooklyn, NY		

	File ID	DF	Analyzed	By	Prep Date	Prep Batch	Analytical Batch
Run #1	6G81170.D	1	12/14/21 08:03	CP	12/10/21 16:40	OP37055	G6G2870
Run #2							

	Initial Volume	Final Volume
Run #1	240 ml	2.0 ml
Run #2		

Pesticide TCL List

CAS No.	Compound	Result	RL	MDL	Units	Q
309-00-2	Aldrin	ND	0.0083	0.0043	ug/l	
319-84-6	alpha-BHC	ND	0.0083	0.0043	ug/l	
319-85-7	beta-BHC	ND	0.0083	0.0067	ug/l	
319-86-8	delta-BHC	ND	0.0083	0.0055	ug/l	
58-89-9	gamma-BHC (Lindane)	ND	0.0083	0.0050	ug/l	
5103-71-9	alpha-Chlordane	ND	0.0083	0.0041	ug/l	
5103-74-2	gamma-Chlordane	ND	0.0083	0.0035	ug/l	
60-57-1	Dieldrin	ND	0.0083	0.0064	ug/l	
72-54-8	4,4'-DDD	ND	0.0083	0.0048	ug/l	
72-55-9	4,4'-DDE	ND	0.0083	0.0042	ug/l	
50-29-3	4,4'-DDT	ND	0.0083	0.0057	ug/l	
72-20-8	Endrin	ND	0.0083	0.0050	ug/l	
1031-07-8	Endosulfan sulfate	ND	0.0083	0.0045	ug/l	
7421-93-4	Endrin aldehyde	ND	0.0083	0.0056	ug/l	
53494-70-5	Endrin ketone	ND	0.0083	0.0052	ug/l	
959-98-8	Endosulfan-I	ND	0.0083	0.0044	ug/l	
33213-65-9	Endosulfan-II	ND	0.0083	0.0041	ug/l	
76-44-8	Heptachlor	ND	0.0083	0.0037	ug/l	
1024-57-3	Heptachlor epoxide	ND	0.0083	0.0050	ug/l	
72-43-5	Methoxychlor	ND	0.017	0.0056	ug/l	
8001-35-2	Toxaphene	ND	0.21	0.14	ug/l	

CAS No.	Surrogate Recoveries	Run# 1	Run# 2	Limits
877-09-8	Tetrachloro-m-xylene	75%		10-190%
877-09-8	Tetrachloro-m-xylene	69%		10-190%
2051-24-3	Decachlorobiphenyl	44%		10-156%
2051-24-3	Decachlorobiphenyl	44%		10-156%

ND = Not detected MDL = Method Detection Limit
RL = Reporting Limit
E = Indicates value exceeds calibration range

J = Indicates an estimated value
B = Indicates analyte found in associated method blank
N = Indicates presumptive evidence of a compound

Report of Analysis

Client Sample ID:	TT-SB-13GW		
Lab Sample ID:	JD36309-1	**Date Sampled:**	12/07/21
Matrix:	AQ - Ground Water	**Date Received:**	12/07/21
Method:	SW846 8082A SW846 3510C	**Percent Solids:**	n/a
Project:	2nd Avenue and 33-39th Street, Brooklyn, NY		

	File ID	DF	Analyzed	By	Prep Date	Prep Batch	Analytical Batch
Run #1	XX2475785.D	1	12/14/21 22:34	TL	12/10/21 16:40	OP37056	GXX7683
Run #2							

	Initial Volume	Final Volume
Run #1	240 ml	2.0 ml
Run #2		

PCB List

CAS No.	Compound	Result	RL	MDL	Units	Q
12674-11-2	Aroclor 1016	ND	0.42	0.16	ug/l	
11104-28-2	Aroclor 1221	ND	0.42	0.35	ug/l	
11141-16-5	Aroclor 1232	ND	0.42	0.22	ug/l	
53469-21-9	Aroclor 1242	ND	0.42	0.19	ug/l	
12672-29-6	Aroclor 1248	ND	0.42	0.10	ug/l	
11097-69-1	Aroclor 1254	ND	0.42	0.34	ug/l	
11096-82-5	Aroclor 1260	ND	0.42	0.13	ug/l	
11100-14-4	Aroclor 1268	ND	0.42	0.14	ug/l	
37324-23-5	Aroclor 1262	ND	0.42	0.16	ug/l	

CAS No.	Surrogate Recoveries	Run# 1	Run# 2	Limits
877-09-8	Tetrachloro-m-xylene	70%		10-174%
877-09-8	Tetrachloro-m-xylene	68%		10-174%
2051-24-3	Decachlorobiphenyl	44%		10-151%
2051-24-3	Decachlorobiphenyl	38%		10-151%

ND = Not detected MDL = Method Detection Limit
RL = Reporting Limit
E = Indicates value exceeds calibration range

J = Indicates an estimated value
B = Indicates analyte found in associated method blank
N = Indicates presumptive evidence of a compound

Report of Analysis

Client Sample ID:	TT-SB-13GW		
Lab Sample ID:	JD36309-1	**Date Sampled:**	12/07/21
Matrix:	AQ - Ground Water	**Date Received:**	12/07/21
		Percent Solids:	n/a
Project:	2nd Avenue and 33-39th Street, Brooklyn, NY		

Total Metals Analysis

Analyte	Result	RL	Units	DF	Prep	Analyzed	By	Method	Prep Method
Aluminum	437	200	ug/l	1	12/13/21	12/16/21	ND	SW846 6010D [2]	SW846 3010A [3]
Antimony	< 6.0	6.0	ug/l	1	12/13/21	12/16/21	ND	SW846 6010D [2]	SW846 3010A [3]
Arsenic	3.1	3.0	ug/l	1	12/13/21	12/16/21	ND	SW846 6010D [2]	SW846 3010A [3]
Barium	< 200	200	ug/l	1	12/13/21	12/16/21	ND	SW846 6010D [2]	SW846 3010A [3]
Beryllium	< 1.0	1.0	ug/l	1	12/13/21	12/16/21	ND	SW846 6010D [2]	SW846 3010A [3]
Cadmium	< 3.0	3.0	ug/l	1	12/13/21	12/16/21	ND	SW846 6010D [2]	SW846 3010A [3]
Calcium	107000	5000	ug/l	1	12/13/21	12/16/21	ND	SW846 6010D [2]	SW846 3010A [3]
Chromium	< 10	10	ug/l	1	12/13/21	12/16/21	ND	SW846 6010D [2]	SW846 3010A [3]
Cobalt	< 50	50	ug/l	1	12/13/21	12/16/21	ND	SW846 6010D [2]	SW846 3010A [3]
Copper	< 10	10	ug/l	1	12/13/21	12/16/21	ND	SW846 6010D [2]	SW846 3010A [3]
Iron	868	100	ug/l	1	12/13/21	12/16/21	ND	SW846 6010D [2]	SW846 3010A [3]
Lead	135	3.0	ug/l	1	12/13/21	12/16/21	ND	SW846 6010D [2]	SW846 3010A [3]
Magnesium	27000	5000	ug/l	1	12/13/21	12/16/21	ND	SW846 6010D [2]	SW846 3010A [3]
Manganese	96.4	15	ug/l	1	12/13/21	12/16/21	ND	SW846 6010D [2]	SW846 3010A [3]
Mercury	< 0.20	0.20	ug/l	1	12/13/21	12/13/21	SB	SW846 7470A [1]	SW846 7470A [4]
Nickel	< 10	10	ug/l	1	12/13/21	12/16/21	ND	SW846 6010D [2]	SW846 3010A [3]
Potassium	13000	10000	ug/l	1	12/13/21	12/16/21	ND	SW846 6010D [2]	SW846 3010A [3]
Selenium	< 10	10	ug/l	1	12/13/21	12/16/21	ND	SW846 6010D [2]	SW846 3010A [3]
Silver	< 10	10	ug/l	1	12/13/21	12/16/21	ND	SW846 6010D [2]	SW846 3010A [3]
Sodium	107000	10000	ug/l	1	12/13/21	12/16/21	ND	SW846 6010D [2]	SW846 3010A [3]
Thallium	< 10	10	ug/l	1	12/13/21	12/16/21	ND	SW846 6010D [2]	SW846 3010A [3]
Vanadium	< 50	50	ug/l	1	12/13/21	12/16/21	ND	SW846 6010D [2]	SW846 3010A [3]
Zinc	100	20	ug/l	1	12/13/21	12/16/21	ND	SW846 6010D [2]	SW846 3010A [3]

(1) Instrument QC Batch: MA51583
(2) Instrument QC Batch: MA51617
(3) Prep QC Batch: MP30320
(4) Prep QC Batch: MP30335

RL = Reporting Limit

Report of Analysis

Client Sample ID:	TT-SB-13GW		
Lab Sample ID:	JD36309-1A	**Date Sampled:**	12/07/21
Matrix:	AQ - Ground Water	**Date Received:**	12/07/21
Method:	EPA 537M BY ID IN HOUSE	**Percent Solids:**	n/a
Project:	2nd Avenue and 33-39th Street, Brooklyn, NY		

	File ID	DF	Analyzed	By	Prep Date	Prep Batch	Analytical Batch
Run #1 [a]	3Q51153.D	1	12/23/21 23:32	AFL	12/20/21 09:00	F:OP88920	F:S3Q715
Run #2							

	Initial Volume	Final Volume
Run #1	270 ml	1.0 ml
Run #2		

PFAS List

CAS No.	Compound	Result	RL	MDL	Units	Q
PERFLUOROALKYLCARBOXYLIC ACIDS						
375-22-4	Perfluorobutanoic acid	2.9	3.7	1.9	ng/l	J
2706-90-3	Perfluoropentanoic acid	1.6	1.9	0.93	ng/l	J
307-24-4	Perfluorohexanoic acid	1.7	1.9	0.93	ng/l	J
375-85-9	Perfluoroheptanoic acid	4.9	1.9	0.93	ng/l	
335-67-1	Perfluorooctanoic acid	23.9	1.9	0.93	ng/l	
375-95-1	Perfluorononanoic acid	ND	1.9	0.93	ng/l	
335-76-2	Perfluorodecanoic acid	ND	1.9	0.93	ng/l	
2058-94-8	Perfluoroundecanoic acid	ND	1.9	0.93	ng/l	
307-55-1	Perfluorododecanoic acid	ND	1.9	0.93	ng/l	
72629-94-8	Perfluorotridecanoic acid	ND	1.9	0.93	ng/l	
376-06-7	Perfluorotetradecanoic acid	ND	1.9	0.93	ng/l	
PERFLUOROALKYLSULFONIC ACIDS						
375-73-5	Perfluorobutanesulfonic acid	1.1	1.9	0.93	ng/l	J
355-46-4	Perfluorohexanesulfonic acid	ND	1.9	0.93	ng/l	
375-92-8	Perfluoroheptanesulfonic acid	ND	1.9	0.93	ng/l	
1763-23-1	Perfluorooctanesulfonic acid	2.7	1.9	0.93	ng/l	
335-77-3	Perfluorodecanesulfonic acid	ND	1.9	0.93	ng/l	
PERFLUOROOCTANESULFONAMIDES						
754-91-6	PFOSA	ND	3.7	1.9	ng/l	
PERFLUOROOCTANESULFONAMIDOACETIC ACIDS						
2355-31-9	MeFOSAA	ND	3.7	1.9	ng/l	
2991-50-6	EtFOSAA	ND	3.7	1.9	ng/l	
FLUOROTELOMER SULFONATES						
27619-97-2	6:2 Fluorotelomer sulfonate	ND	7.4	1.9	ng/l	
39108-34-4	8:2 Fluorotelomer sulfonate	ND	7.4	1.9	ng/l	

ND = Not detected MDL = Method Detection Limit J = Indicates an estimated value
RL = Reporting Limit B = Indicates analyte found in associated method blank
E = Indicates value exceeds calibration range N = Indicates presumptive evidence of a compound

Report of Analysis

Client Sample ID:	TT-SB-13GW		
Lab Sample ID:	JD36309-1A	**Date Sampled:**	12/07/21
Matrix:	AQ - Ground Water	**Date Received:**	12/07/21
Method:	EPA 537M BY ID IN HOUSE	**Percent Solids:**	n/a
Project:	2nd Avenue and 33-39th Street, Brooklyn, NY		

PFAS List

CAS No.	ID Standard Recoveries	Run# 1	Run# 2	Limits
	13C4-PFBA	100%		35-135%
	13C5-PFPeA	98%		50-150%
	13C5-PFHxA	97%		50-150%
	13C4-PFHpA	99%		50-150%
	13C8-PFOA	103%		50-150%
	13C9-PFNA	101%		50-150%
	13C6-PFDA	97%		50-150%
	13C7-PFUnDA	88%		40-140%
	13C2-PFDoDA	83%		40-140%
	13C2-PFTeDA	84%		30-130%
	13C3-PFBS	97%		50-150%
	13C3-PFHxS	97%		50-150%
	13C8-PFOS	95%		50-150%
	13C8-FOSA	91%		30-130%
	d3-MeFOSAA	99%		40-140%
	d5-EtFOSAA	96%		40-140%
	13C2-6:2FTS	99%		50-150%
	13C2-8:2FTS	94%		50-150%

(a) Analysis performed at SGS Orlando, FL.

ND = Not detected MDL = Method Detection Limit
RL = Reporting Limit
E = Indicates value exceeds calibration range

J = Indicates an estimated value
B = Indicates analyte found in associated method blank
N = Indicates presumptive evidence of a compound

Report of Analysis

Client Sample ID:	TT-SB-06GW		
Lab Sample ID:	JD36309-2	**Date Sampled:**	12/07/21
Matrix:	AQ - Ground Water	**Date Received:**	12/07/21
Method:	SW846 8260D	**Percent Solids:**	n/a
Project:	2nd Avenue and 33-39th Street, Brooklyn, NY		

	File ID	DF	Analyzed	By	Prep Date	Prep Batch	Analytical Batch
Run #1	2B187939.D	1	12/11/21 07:24	JS	n/a	n/a	V2B8533
Run #2							

	Purge Volume
Run #1	5.0 ml
Run #2	

VOA TCL List

CAS No.	Compound	Result	RL	MDL	Units	Q
67-64-1	Acetone [a]	ND	10	3.1	ug/l	
71-43-2	Benzene	ND	0.50	0.43	ug/l	
74-97-5	Bromochloromethane	ND	1.0	0.48	ug/l	
75-27-4	Bromodichloromethane	ND	1.0	0.45	ug/l	
75-25-2	Bromoform	ND	1.0	0.63	ug/l	
74-83-9	Bromomethane [a]	ND	2.0	1.6	ug/l	
78-93-3	2-Butanone (MEK) [a]	ND	10	6.9	ug/l	
75-15-0	Carbon disulfide	ND	2.0	0.46	ug/l	
56-23-5	Carbon tetrachloride	ND	1.0	0.55	ug/l	
108-90-7	Chlorobenzene	ND	1.0	0.56	ug/l	
75-00-3	Chloroethane	ND	1.0	0.73	ug/l	
67-66-3	Chloroform	ND	1.0	0.50	ug/l	
74-87-3	Chloromethane	ND	1.0	0.76	ug/l	
110-82-7	Cyclohexane	ND	5.0	0.78	ug/l	
96-12-8	1,2-Dibromo-3-chloropropane	ND	2.0	0.53	ug/l	
124-48-1	Dibromochloromethane	ND	1.0	0.56	ug/l	
106-93-4	1,2-Dibromoethane	ND	1.0	0.48	ug/l	
95-50-1	1,2-Dichlorobenzene	ND	1.0	0.53	ug/l	
541-73-1	1,3-Dichlorobenzene	ND	1.0	0.54	ug/l	
106-46-7	1,4-Dichlorobenzene	ND	1.0	0.51	ug/l	
75-71-8	Dichlorodifluoromethane	ND	2.0	0.56	ug/l	
75-34-3	1,1-Dichloroethane	ND	1.0	0.57	ug/l	
107-06-2	1,2-Dichloroethane	ND	1.0	0.60	ug/l	
75-35-4	1,1-Dichloroethene	ND	1.0	0.59	ug/l	
156-59-2	cis-1,2-Dichloroethene	ND	1.0	0.51	ug/l	
156-60-5	trans-1,2-Dichloroethene	ND	1.0	0.54	ug/l	
78-87-5	1,2-Dichloropropane	ND	1.0	0.51	ug/l	
10061-01-5	cis-1,3-Dichloropropene	ND	1.0	0.47	ug/l	
10061-02-6	trans-1,3-Dichloropropene	ND	1.0	0.43	ug/l	
100-41-4	Ethylbenzene	ND	1.0	0.60	ug/l	
76-13-1	Freon 113	ND	5.0	0.58	ug/l	
591-78-6	2-Hexanone	ND	5.0	2.0	ug/l	

ND = Not detected MDL = Method Detection Limit
RL = Reporting Limit
E = Indicates value exceeds calibration range

J = Indicates an estimated value
B = Indicates analyte found in associated method blank
N = Indicates presumptive evidence of a compound

Report of Analysis

Client Sample ID:	TT-SB-06GW		
Lab Sample ID:	JD36309-2	**Date Sampled:**	12/07/21
Matrix:	AQ - Ground Water	**Date Received:**	12/07/21
Method:	SW846 8260D	**Percent Solids:**	n/a
Project:	2nd Avenue and 33-39th Street, Brooklyn, NY		

VOA TCL List

CAS No.	Compound	Result	RL	MDL	Units	Q
98-82-8	Isopropylbenzene	ND	1.0	0.65	ug/l	
79-20-9	Methyl Acetate	ND	5.0	0.80	ug/l	
108-87-2	Methylcyclohexane	ND	5.0	0.60	ug/l	
1634-04-4	Methyl Tert Butyl Ether	ND	1.0	0.51	ug/l	
108-10-1	4-Methyl-2-pentanone(MIBK)	ND	5.0	1.9	ug/l	
75-09-2	Methylene chloride	ND	2.0	1.0	ug/l	
100-42-5	Styrene	ND	1.0	0.49	ug/l	
79-34-5	1,1,2,2-Tetrachloroethane	ND	1.0	0.65	ug/l	
127-18-4	Tetrachloroethene	ND	1.0	0.90	ug/l	
108-88-3	Toluene	ND	1.0	0.53	ug/l	
87-61-6	1,2,3-Trichlorobenzene	ND	1.0	0.50	ug/l	
120-82-1	1,2,4-Trichlorobenzene	ND	1.0	0.50	ug/l	
71-55-6	1,1,1-Trichloroethane	ND	1.0	0.54	ug/l	
79-00-5	1,1,2-Trichloroethane	ND	1.0	0.53	ug/l	
79-01-6	Trichloroethene	ND	1.0	0.53	ug/l	
75-69-4	Trichlorofluoromethane	ND	2.0	0.40	ug/l	
75-01-4	Vinyl chloride	ND	1.0	0.79	ug/l	
	m,p-Xylene	ND	1.0	0.78	ug/l	
95-47-6	o-Xylene	ND	1.0	0.59	ug/l	
1330-20-7	Xylene (total)	ND	1.0	0.59	ug/l	

CAS No.	Surrogate Recoveries	Run# 1	Run# 2	Limits
1868-53-7	Dibromofluoromethane	102%		80-120%
17060-07-0	1,2-Dichloroethane-D4	91%		80-120%
2037-26-5	Toluene-D8	94%		80-120%
460-00-4	4-Bromofluorobenzene	105%		82-114%

CAS No.	Tentatively Identified Compounds	R.T.	Est. Conc.	Units	Q
	system artifact	3.68	81	ug/l	J
	Total TIC, Volatile		0	ug/l	

(a) Associated CCV outside of control limits low. A sensitivity check was analyzed to demonstrate system suitability to detect affected analyte. Sample was ND.

ND = Not detected MDL = Method Detection Limit
RL = Reporting Limit
E = Indicates value exceeds calibration range

J = Indicates an estimated value
B = Indicates analyte found in associated method blank
N = Indicates presumptive evidence of a compound

Report of Analysis

Client Sample ID:	TT-SB-06GW		
Lab Sample ID:	JD36309-2	**Date Sampled:**	12/07/21
Matrix:	AQ - Ground Water	**Date Received:**	12/07/21
Method:	SW846 8270E SW846 3510C	**Percent Solids:**	n/a
Project:	2nd Avenue and 33-39th Street, Brooklyn, NY		

	File ID	DF	Analyzed	By	Prep Date	Prep Batch	Analytical Batch
Run #1	M176990.D	1	12/13/21 12:57	KLS	12/10/21 10:25	OP37044	EM7608
Run #2							

	Initial Volume	Final Volume
Run #1	950 ml	1.0 ml
Run #2		

ABN TCL List (SOM0 2.0)

CAS No.	Compound	Result	RL	MDL	Units	Q
95-57-8	2-Chlorophenol	ND	5.3	0.86	ug/l	
59-50-7	4-Chloro-3-methyl phenol	ND	5.3	0.94	ug/l	
120-83-2	2,4-Dichlorophenol	ND	2.1	1.3	ug/l	
105-67-9	2,4-Dimethylphenol	ND	5.3	2.6	ug/l	
51-28-5	2,4-Dinitrophenol [a]	ND	5.3	1.6	ug/l	
534-52-1	4,6-Dinitro-o-cresol [a]	ND	5.3	1.4	ug/l	
95-48-7	2-Methylphenol	ND	2.1	0.93	ug/l	
	3&4-Methylphenol	ND	2.1	0.93	ug/l	
88-75-5	2-Nitrophenol [a]	ND	5.3	1.0	ug/l	
100-02-7	4-Nitrophenol	ND	11	1.2	ug/l	
87-86-5	Pentachlorophenol	ND	4.2	1.5	ug/l	
108-95-2	Phenol	ND	2.1	0.41	ug/l	
58-90-2	2,3,4,6-Tetrachlorophenol [a]	ND	5.3	1.5	ug/l	
95-95-4	2,4,5-Trichlorophenol	ND	5.3	1.4	ug/l	
88-06-2	2,4,6-Trichlorophenol	ND	5.3	0.97	ug/l	
83-32-9	Acenaphthene	ND	1.1	0.20	ug/l	
208-96-8	Acenaphthylene	ND	1.1	0.14	ug/l	
98-86-2	Acetophenone [a]	ND	2.1	0.22	ug/l	
120-12-7	Anthracene	ND	1.1	0.22	ug/l	
1912-24-9	Atrazine [a]	ND	2.1	0.47	ug/l	
100-52-7	Benzaldehyde	ND	5.3	0.30	ug/l	
56-55-3	Benzo(a)anthracene	ND	1.1	0.21	ug/l	
50-32-8	Benzo(a)pyrene	ND	1.1	0.22	ug/l	
205-99-2	Benzo(b)fluoranthene	ND	1.1	0.22	ug/l	
191-24-2	Benzo(g,h,i)perylene	ND	1.1	0.36	ug/l	
207-08-9	Benzo(k)fluoranthene	ND	1.1	0.22	ug/l	
101-55-3	4-Bromophenyl phenyl ether	ND	2.1	0.43	ug/l	
85-68-7	Butyl benzyl phthalate	ND	2.1	0.48	ug/l	
92-52-4	1,1'-Biphenyl	ND	1.1	0.22	ug/l	
91-58-7	2-Chloronaphthalene	ND	2.1	0.25	ug/l	
106-47-8	4-Chloroaniline	ND	5.3	0.36	ug/l	
86-74-8	Carbazole	ND	1.1	0.24	ug/l	

ND = Not detected MDL = Method Detection Limit
RL = Reporting Limit
E = Indicates value exceeds calibration range

J = Indicates an estimated value
B = Indicates analyte found in associated method blank
N = Indicates presumptive evidence of a compound

Report of Analysis

Client Sample ID:	TT-SB-06GW		
Lab Sample ID:	JD36309-2	**Date Sampled:**	12/07/21
Matrix:	AQ - Ground Water	**Date Received:**	12/07/21
Method:	SW846 8270E SW846 3510C	**Percent Solids:**	n/a
Project:	2nd Avenue and 33-39th Street, Brooklyn, NY		

ABN TCL List (SOM0 2.0)

CAS No.	Compound	Result	RL	MDL	Units	Q
105-60-2	Caprolactam	ND	2.1	0.68	ug/l	
218-01-9	Chrysene	ND	1.1	0.19	ug/l	
111-91-1	bis(2-Chloroethoxy)methane	ND	2.1	0.29	ug/l	
111-44-4	bis(2-Chloroethyl)ether	ND	2.1	0.26	ug/l	
108-60-1	2,2'-Oxybis(1-chloropropane)	ND	2.1	0.42	ug/l	
7005-72-3	4-Chlorophenyl phenyl ether	ND	2.1	0.39	ug/l	
121-14-2	2,4-Dinitrotoluene [a]	ND	1.1	0.58	ug/l	
606-20-2	2,6-Dinitrotoluene [a]	ND	1.1	0.50	ug/l	
91-94-1	3,3'-Dichlorobenzidine	ND	2.1	0.53	ug/l	
123-91-1	1,4-Dioxane	ND	1.1	0.69	ug/l	
53-70-3	Dibenzo(a,h)anthracene	ND	1.1	0.35	ug/l	
132-64-9	Dibenzofuran	ND	5.3	0.23	ug/l	
84-74-2	Di-n-butyl phthalate	ND	2.1	0.52	ug/l	
117-84-0	Di-n-octyl phthalate	ND	2.1	0.25	ug/l	
84-66-2	Diethyl phthalate	ND	2.1	0.28	ug/l	
131-11-3	Dimethyl phthalate	ND	2.1	0.23	ug/l	
117-81-7	bis(2-Ethylhexyl)phthalate	ND	2.1	1.7	ug/l	
206-44-0	Fluoranthene	ND	1.1	0.18	ug/l	
86-73-7	Fluorene	ND	1.1	0.18	ug/l	
118-74-1	Hexachlorobenzene	ND	1.1	0.34	ug/l	
87-68-3	Hexachlorobutadiene [a]	ND	1.1	0.52	ug/l	
77-47-4	Hexachlorocyclopentadiene	ND	11	2.9	ug/l	
67-72-1	Hexachloroethane [a]	ND	2.1	0.41	ug/l	
193-39-5	Indeno(1,2,3-cd)pyrene	ND	1.1	0.35	ug/l	
78-59-1	Isophorone	ND	2.1	0.29	ug/l	
91-57-6	2-Methylnaphthalene	ND	1.1	0.22	ug/l	
88-74-4	2-Nitroaniline [a]	ND	5.3	0.29	ug/l	
99-09-2	3-Nitroaniline	ND	5.3	0.41	ug/l	
100-01-6	4-Nitroaniline	ND	5.3	0.46	ug/l	
91-20-3	Naphthalene	ND	1.1	0.24	ug/l	
98-95-3	Nitrobenzene [a]	ND	2.1	0.68	ug/l	
621-64-7	N-Nitroso-di-n-propylamine [a]	ND	2.1	0.51	ug/l	
86-30-6	N-Nitrosodiphenylamine	ND	5.3	0.23	ug/l	
85-01-8	Phenanthrene	ND	1.1	0.18	ug/l	
129-00-0	Pyrene	ND	1.1	0.23	ug/l	
95-94-3	1,2,4,5-Tetrachlorobenzene	ND	2.1	0.39	ug/l	

CAS No.	Surrogate Recoveries	Run# 1	Run# 2	Limits
367-12-4	2-Fluorophenol	37%		10-90%

ND = Not detected MDL = Method Detection Limit
RL = Reporting Limit
E = Indicates value exceeds calibration range

J = Indicates an estimated value
B = Indicates analyte found in associated method blank
N = Indicates presumptive evidence of a compound

Report of Analysis

Client Sample ID:	TT-SB-06GW		
Lab Sample ID:	JD36309-2	**Date Sampled:**	12/07/21
Matrix:	AQ - Ground Water	**Date Received:**	12/07/21
Method:	SW846 8270E SW846 3510C	**Percent Solids:**	n/a
Project:	2nd Avenue and 33-39th Street, Brooklyn, NY		

ABN TCL List (SOM0 2.0)

CAS No.	Surrogate Recoveries	Run# 1	Run# 2	Limits
4165-62-2	Phenol-d5	26%		10-101%
118-79-6	2,4,6-Tribromophenol	106%		23-155%
4165-60-0	Nitrobenzene-d5	72%		25-141%
321-60-8	2-Fluorobiphenyl	64%		35-126%
1718-51-0	Terphenyl-d14	65%		15-139%

CAS No.	Tentatively Identified Compounds	R.T.	Est. Conc.	Units	Q
	system artifact/aldol-condensation	3.23	5.5	ug/l	J
	Total TIC, Semi-Volatile		0	ug/l	

(a) Associated CCV outside of control limits high, sample was ND.

ND = Not detected MDL = Method Detection Limit
RL = Reporting Limit
E = Indicates value exceeds calibration range

J = Indicates an estimated value
B = Indicates analyte found in associated method blank
N = Indicates presumptive evidence of a compound

Report of Analysis

Client Sample ID:	TT-SB-06GW		
Lab Sample ID:	JD36309-2	**Date Sampled:**	12/07/21
Matrix:	AQ - Ground Water	**Date Received:**	12/07/21
Method:	SW846 8270E BY SIM SW846 3510C	**Percent Solids:**	n/a
Project:	2nd Avenue and 33-39th Street, Brooklyn, NY		

	File ID	DF	Analyzed	By	Prep Date	Prep Batch	Analytical Batch
Run #1	4M105186.D	1	12/16/21 20:26	KLS	12/10/21 10:25	OP37044A	E4M4888
Run #2							

	Initial Volume	Final Volume
Run #1	950 ml	1.0 ml
Run #2		

CAS No.	Compound	Result	RL	MDL	Units	Q
123-91-1	1,4-Dioxane	ND	0.11	0.053	ug/l	

CAS No.	Surrogate Recoveries	Run# 1	Run# 2	Limits
4165-60-0	Nitrobenzene-d5	71%		21-121%
321-60-8	2-Fluorobiphenyl	68%		27-107%
1718-51-0	Terphenyl-d14	78%		25-118%

ND = Not detected MDL = Method Detection Limit
RL = Reporting Limit
E = Indicates value exceeds calibration range

J = Indicates an estimated value
B = Indicates analyte found in associated method blank
N = Indicates presumptive evidence of a compound

Report of Analysis

Client Sample ID:	TT-SB-06GW		
Lab Sample ID:	JD36309-2	**Date Sampled:**	12/07/21
Matrix:	AQ - Ground Water	**Date Received:**	12/07/21
Method:	SW846 8151A SW846 3510C	**Percent Solids:**	n/a
Project:	2nd Avenue and 33-39th Street, Brooklyn, NY		

	File ID	DF	Analyzed	By	Prep Date	Prep Batch	Analytical Batch
Run #1	OA155609.D	1	12/16/21 12:28	CP	12/10/21 20:45	OP37027	GOA5503
Run #2							

	Initial Volume	Final Volume
Run #1	240 ml	2.0 ml
Run #2		

Herbicide List

CAS No.	Compound	Result	RL	MDL	Units	Q
94-75-7	2,4-D	ND	0.42	0.083	ug/l	
93-72-1	2,4,5-TP (Silvex)	ND	0.083	0.052	ug/l	
93-76-5	2,4,5-T	ND	0.083	0.016	ug/l	

CAS No.	Surrogate Recoveries	Run# 1	Run# 2	Limits
19719-28-9	2,4-DCAA	97%		10-200%
19719-28-9	2,4-DCAA	100%		10-200%

ND = Not detected MDL = Method Detection Limit
RL = Reporting Limit
E = Indicates value exceeds calibration range

J = Indicates an estimated value
B = Indicates analyte found in associated method blank
N = Indicates presumptive evidence of a compound

Report of Analysis

Client Sample ID:	TT-SB-06GW		
Lab Sample ID:	JD36309-2	**Date Sampled:**	12/07/21
Matrix:	AQ - Ground Water	**Date Received:**	12/07/21
Method:	SW846 8081B SW846 3510C	**Percent Solids:**	n/a
Project:	2nd Avenue and 33-39th Street, Brooklyn, NY		

	File ID	DF	Analyzed	By	Prep Date	Prep Batch	Analytical Batch
Run #1	6G81171.D	1	12/14/21 08:22	CP	12/10/21 16:40	OP37055	G6G2870
Run #2							

	Initial Volume	Final Volume
Run #1	250 ml	2.0 ml
Run #2		

Pesticide TCL List

CAS No.	Compound	Result	RL	MDL	Units	Q
309-00-2	Aldrin	ND	0.0080	0.0041	ug/l	
319-84-6	alpha-BHC	ND	0.0080	0.0042	ug/l	
319-85-7	beta-BHC	ND	0.0080	0.0064	ug/l	
319-86-8	delta-BHC	ND	0.0080	0.0053	ug/l	
58-89-9	gamma-BHC (Lindane)	ND	0.0080	0.0048	ug/l	
5103-71-9	alpha-Chlordane	ND	0.0080	0.0039	ug/l	
5103-74-2	gamma-Chlordane	ND	0.0080	0.0034	ug/l	
60-57-1	Dieldrin	ND	0.0080	0.0061	ug/l	
72-54-8	4,4'-DDD	ND	0.0080	0.0046	ug/l	
72-55-9	4,4'-DDE	ND	0.0080	0.0040	ug/l	
50-29-3	4,4'-DDT	ND	0.0080	0.0055	ug/l	
72-20-8	Endrin	ND	0.0080	0.0048	ug/l	
1031-07-8	Endosulfan sulfate	ND	0.0080	0.0044	ug/l	
7421-93-4	Endrin aldehyde	ND	0.0080	0.0054	ug/l	
53494-70-5	Endrin ketone	ND	0.0080	0.0050	ug/l	
959-98-8	Endosulfan-I	ND	0.0080	0.0042	ug/l	
33213-65-9	Endosulfan-II	ND	0.0080	0.0039	ug/l	
76-44-8	Heptachlor	ND	0.0080	0.0036	ug/l	
1024-57-3	Heptachlor epoxide	ND	0.0080	0.0048	ug/l	
72-43-5	Methoxychlor	ND	0.016	0.0054	ug/l	
8001-35-2	Toxaphene	ND	0.20	0.13	ug/l	

CAS No.	Surrogate Recoveries	Run# 1	Run# 2	Limits
877-09-8	Tetrachloro-m-xylene	81%		10-190%
877-09-8	Tetrachloro-m-xylene	74%		10-190%
2051-24-3	Decachlorobiphenyl	24%		10-156%
2051-24-3	Decachlorobiphenyl	25%		10-156%

ND = Not detected MDL = Method Detection Limit
RL = Reporting Limit
E = Indicates value exceeds calibration range

J = Indicates an estimated value
B = Indicates analyte found in associated method blank
N = Indicates presumptive evidence of a compound

Report of Analysis

Client Sample ID:	TT-SB-06GW		
Lab Sample ID:	JD36309-2	**Date Sampled:**	12/07/21
Matrix:	AQ - Ground Water	**Date Received:**	12/07/21
Method:	SW846 8082A SW846 3510C	**Percent Solids:**	n/a
Project:	2nd Avenue and 33-39th Street, Brooklyn, NY		

	File ID	DF	Analyzed	By	Prep Date	Prep Batch	Analytical Batch
Run #1	XX2475786.D	1	12/14/21 22:52	TL	12/10/21 16:40	OP37056	GXX7683
Run #2							

	Initial Volume	Final Volume
Run #1	250 ml	2.0 ml
Run #2		

PCB List

CAS No.	Compound	Result	RL	MDL	Units	Q
12674-11-2	Aroclor 1016	ND	0.40	0.16	ug/l	
11104-28-2	Aroclor 1221	ND	0.40	0.34	ug/l	
11141-16-5	Aroclor 1232	ND	0.40	0.21	ug/l	
53469-21-9	Aroclor 1242	ND	0.40	0.18	ug/l	
12672-29-6	Aroclor 1248	ND	0.40	0.10	ug/l	
11097-69-1	Aroclor 1254	ND	0.40	0.33	ug/l	
11096-82-5	Aroclor 1260	ND	0.40	0.12	ug/l	
11100-14-4	Aroclor 1268	ND	0.40	0.14	ug/l	
37324-23-5	Aroclor 1262	ND	0.40	0.15	ug/l	

CAS No.	Surrogate Recoveries	Run# 1	Run# 2	Limits
877-09-8	Tetrachloro-m-xylene	72%		10-174%
877-09-8	Tetrachloro-m-xylene	73%		10-174%
2051-24-3	Decachlorobiphenyl	28%		10-151%
2051-24-3	Decachlorobiphenyl	24%		10-151%

ND = Not detected MDL = Method Detection Limit
RL = Reporting Limit
E = Indicates value exceeds calibration range

J = Indicates an estimated value
B = Indicates analyte found in associated method blank
N = Indicates presumptive evidence of a compound

Report of Analysis

Client Sample ID:	TT-SB-06GW		
Lab Sample ID:	JD36309-2	**Date Sampled:**	12/07/21
Matrix:	AQ - Ground Water	**Date Received:**	12/07/21
		Percent Solids:	n/a
Project:	2nd Avenue and 33-39th Street, Brooklyn, NY		

Total Metals Analysis

Analyte	Result	RL	Units	DF	Prep	Analyzed	By	Method	Prep Method
Aluminum	596	200	ug/l	1	12/13/21	12/16/21	ND	SW846 6010D [2]	SW846 3010A [4]
Antimony	< 6.0	6.0	ug/l	1	12/13/21	12/16/21	ND	SW846 6010D [2]	SW846 3010A [4]
Arsenic [a]	30.1	15	ug/l	5	12/13/21	12/16/21	ND	SW846 6010D [3]	SW846 3010A [4]
Barium	577	200	ug/l	1	12/13/21	12/16/21	ND	SW846 6010D [2]	SW846 3010A [4]
Beryllium	< 1.0	1.0	ug/l	1	12/13/21	12/16/21	ND	SW846 6010D [2]	SW846 3010A [4]
Cadmium	< 3.0	3.0	ug/l	1	12/13/21	12/16/21	ND	SW846 6010D [2]	SW846 3010A [4]
Calcium	229000	25000	ug/l	5	12/13/21	12/16/21	ND	SW846 6010D [3]	SW846 3010A [4]
Chromium	< 10	10	ug/l	1	12/13/21	12/16/21	ND	SW846 6010D [2]	SW846 3010A [4]
Cobalt	< 50	50	ug/l	1	12/13/21	12/16/21	ND	SW846 6010D [2]	SW846 3010A [4]
Copper	< 10	10	ug/l	1	12/13/21	12/16/21	ND	SW846 6010D [2]	SW846 3010A [4]
Iron	20200	100	ug/l	1	12/13/21	12/16/21	ND	SW846 6010D [2]	SW846 3010A [4]
Lead	6.2	3.0	ug/l	1	12/13/21	12/16/21	ND	SW846 6010D [2]	SW846 3010A [4]
Magnesium	58800	5000	ug/l	1	12/13/21	12/16/21	ND	SW846 6010D [2]	SW846 3010A [4]
Manganese	6880	15	ug/l	1	12/13/21	12/16/21	ND	SW846 6010D [2]	SW846 3010A [4]
Mercury	< 0.20	0.20	ug/l	1	12/13/21	12/13/21	SB	SW846 7470A [1]	SW846 7470A [5]
Nickel	< 10	10	ug/l	1	12/13/21	12/16/21	ND	SW846 6010D [2]	SW846 3010A [4]
Potassium	19600	10000	ug/l	1	12/13/21	12/16/21	ND	SW846 6010D [2]	SW846 3010A [4]
Selenium	< 10	10	ug/l	1	12/13/21	12/16/21	ND	SW846 6010D [2]	SW846 3010A [4]
Silver	< 10	10	ug/l	1	12/13/21	12/16/21	ND	SW846 6010D [2]	SW846 3010A [4]
Sodium	308000	50000	ug/l	5	12/13/21	12/16/21	ND	SW846 6010D [3]	SW846 3010A [4]
Thallium [a]	< 50	50	ug/l	5	12/13/21	12/16/21	ND	SW846 6010D [3]	SW846 3010A [4]
Vanadium	< 50	50	ug/l	1	12/13/21	12/16/21	ND	SW846 6010D [2]	SW846 3010A [4]
Zinc	< 20	20	ug/l	1	12/13/21	12/16/21	ND	SW846 6010D [2]	SW846 3010A [4]

(1) Instrument QC Batch: MA51583
(2) Instrument QC Batch: MA51610
(3) Instrument QC Batch: MA51617
(4) Prep QC Batch: MP30320
(5) Prep QC Batch: MP30335

(a) Elevated detection limit due to dilution required for high interfering element.

RL = Reporting Limit

Report of Analysis

Client Sample ID:	TT-SB-06GW		
Lab Sample ID:	JD36309-2A	**Date Sampled:**	12/07/21
Matrix:	AQ - Ground Water	**Date Received:**	12/07/21
Method:	EPA 537M BY ID IN HOUSE	**Percent Solids:**	n/a
Project:	2nd Avenue and 33-39th Street, Brooklyn, NY		

	File ID	DF	Analyzed	By	Prep Date	Prep Batch	Analytical Batch
Run #1 [a]	3Q51154.D	1	12/23/21 23:48	AFL	12/20/21 09:00	F:OP88920	F:S3Q715
Run #2							

	Initial Volume	Final Volume
Run #1	270 ml	1.0 ml
Run #2		

PFAS List

CAS No.	Compound	Result	RL	MDL	Units	Q
PERFLUOROALKYLCARBOXYLIC ACIDS						
375-22-4	Perfluorobutanoic acid	10.4	3.7	1.9	ng/l	
2706-90-3	Perfluoropentanoic acid	4.1	1.9	0.93	ng/l	
307-24-4	Perfluorohexanoic acid	3.4	1.9	0.93	ng/l	
375-85-9	Perfluoroheptanoic acid	3.2	1.9	0.93	ng/l	
335-67-1	Perfluorooctanoic acid	28.8	1.9	0.93	ng/l	
375-95-1	Perfluorononanoic acid	1.5	1.9	0.93	ng/l	J
335-76-2	Perfluorodecanoic acid	ND	1.9	0.93	ng/l	
2058-94-8	Perfluoroundecanoic acid	ND	1.9	0.93	ng/l	
307-55-1	Perfluorododecanoic acid	ND	1.9	0.93	ng/l	
72629-94-8	Perfluorotridecanoic acid	ND	1.9	0.93	ng/l	
376-06-7	Perfluorotetradecanoic acid	ND	1.9	0.93	ng/l	
PERFLUOROALKYLSULFONIC ACIDS						
375-73-5	Perfluorobutanesulfonic acid	1.6	1.9	0.93	ng/l	J
355-46-4	Perfluorohexanesulfonic acid	ND	1.9	0.93	ng/l	
375-92-8	Perfluoroheptanesulfonic acid	ND	1.9	0.93	ng/l	
1763-23-1	Perfluorooctanesulfonic acid	2.3	1.9	0.93	ng/l	
335-77-3	Perfluorodecanesulfonic acid	ND	1.9	0.93	ng/l	
PERFLUOROOCTANESULFONAMIDES						
754-91-6	PFOSA	ND	3.7	1.9	ng/l	
PERFLUOROOCTANESULFONAMIDOACETIC ACIDS						
2355-31-9	MeFOSAA	ND	3.7	1.9	ng/l	
2991-50-6	EtFOSAA	ND	3.7	1.9	ng/l	
FLUOROTELOMER SULFONATES						
27619-97-2	6:2 Fluorotelomer sulfonate	ND	7.4	1.9	ng/l	
39108-34-4	8:2 Fluorotelomer sulfonate	ND	7.4	1.9	ng/l	

ND = Not detected MDL = Method Detection Limit J = Indicates an estimated value
RL = Reporting Limit B = Indicates analyte found in associated method blank
E = Indicates value exceeds calibration range N = Indicates presumptive evidence of a compound

Report of Analysis

Client Sample ID:	TT-SB-06GW		
Lab Sample ID:	JD36309-2A	**Date Sampled:**	12/07/21
Matrix:	AQ - Ground Water	**Date Received:**	12/07/21
Method:	EPA 537M BY ID IN HOUSE	**Percent Solids:**	n/a
Project:	2nd Avenue and 33-39th Street, Brooklyn, NY		

PFAS List

CAS No.	ID Standard Recoveries	Run# 1	Run# 2	Limits
	13C4-PFBA	88%		35-135%
	13C5-PFPeA	85%		50-150%
	13C5-PFHxA	83%		50-150%
	13C4-PFHpA	84%		50-150%
	13C8-PFOA	91%		50-150%
	13C9-PFNA	91%		50-150%
	13C6-PFDA	87%		50-150%
	13C7-PFUnDA	79%		40-140%
	13C2-PFDoDA	76%		40-140%
	13C2-PFTeDA	69%		30-130%
	13C3-PFBS	86%		50-150%
	13C3-PFHxS	87%		50-150%
	13C8-PFOS	85%		50-150%
	13C8-FOSA	59%		30-130%
	d3-MeFOSAA	100%		40-140%
	d5-EtFOSAA	95%		40-140%
	13C2-6:2FTS	95%		50-150%
	13C2-8:2FTS	90%		50-150%

(a) Analysis performed at SGS Orlando, FL.

ND = Not detected MDL = Method Detection Limit
RL = Reporting Limit
E = Indicates value exceeds calibration range

J = Indicates an estimated value
B = Indicates analyte found in associated method blank
N = Indicates presumptive evidence of a compound

Report of Analysis

Client Sample ID:	TT-SB-02GW		
Lab Sample ID:	JD36309-3	**Date Sampled:**	12/07/21
Matrix:	AQ - Ground Water	**Date Received:**	12/07/21
Method:	SW846 8260D	**Percent Solids:**	n/a
Project:	2nd Avenue and 33-39th Street, Brooklyn, NY		

	File ID	DF	Analyzed	By	Prep Date	Prep Batch	Analytical Batch
Run #1	2B187940.D	1	12/11/21 07:53	JS	n/a	n/a	V2B8533
Run #2							

	Purge Volume
Run #1	5.0 ml
Run #2	

VOA TCL List

CAS No.	Compound	Result	RL	MDL	Units	Q
67-64-1	Acetone [a]	ND	10	3.1	ug/l	
71-43-2	Benzene	ND	0.50	0.43	ug/l	
74-97-5	Bromochloromethane	ND	1.0	0.48	ug/l	
75-27-4	Bromodichloromethane	ND	1.0	0.45	ug/l	
75-25-2	Bromoform	ND	1.0	0.63	ug/l	
74-83-9	Bromomethane [a]	ND	2.0	1.6	ug/l	
78-93-3	2-Butanone (MEK) [a]	ND	10	6.9	ug/l	
75-15-0	Carbon disulfide	ND	2.0	0.46	ug/l	
56-23-5	Carbon tetrachloride	ND	1.0	0.55	ug/l	
108-90-7	Chlorobenzene	ND	1.0	0.56	ug/l	
75-00-3	Chloroethane	ND	1.0	0.73	ug/l	
67-66-3	Chloroform	ND	1.0	0.50	ug/l	
74-87-3	Chloromethane	ND	1.0	0.76	ug/l	
110-82-7	Cyclohexane	ND	5.0	0.78	ug/l	
96-12-8	1,2-Dibromo-3-chloropropane	ND	2.0	0.53	ug/l	
124-48-1	Dibromochloromethane	ND	1.0	0.56	ug/l	
106-93-4	1,2-Dibromoethane	ND	1.0	0.48	ug/l	
95-50-1	1,2-Dichlorobenzene	ND	1.0	0.53	ug/l	
541-73-1	1,3-Dichlorobenzene	ND	1.0	0.54	ug/l	
106-46-7	1,4-Dichlorobenzene	ND	1.0	0.51	ug/l	
75-71-8	Dichlorodifluoromethane	ND	2.0	0.56	ug/l	
75-34-3	1,1-Dichloroethane	ND	1.0	0.57	ug/l	
107-06-2	1,2-Dichloroethane	ND	1.0	0.60	ug/l	
75-35-4	1,1-Dichloroethene	ND	1.0	0.59	ug/l	
156-59-2	cis-1,2-Dichloroethene	ND	1.0	0.51	ug/l	
156-60-5	trans-1,2-Dichloroethene	ND	1.0	0.54	ug/l	
78-87-5	1,2-Dichloropropane	ND	1.0	0.51	ug/l	
10061-01-5	cis-1,3-Dichloropropene	ND	1.0	0.47	ug/l	
10061-02-6	trans-1,3-Dichloropropene	ND	1.0	0.43	ug/l	
100-41-4	Ethylbenzene	ND	1.0	0.60	ug/l	
76-13-1	Freon 113	ND	5.0	0.58	ug/l	
591-78-6	2-Hexanone	ND	5.0	2.0	ug/l	

ND = Not detected MDL = Method Detection Limit
RL = Reporting Limit
E = Indicates value exceeds calibration range

J = Indicates an estimated value
B = Indicates analyte found in associated method blank
N = Indicates presumptive evidence of a compound

Report of Analysis

Client Sample ID:	TT-SB-02GW		
Lab Sample ID:	JD36309-3	**Date Sampled:**	12/07/21
Matrix:	AQ - Ground Water	**Date Received:**	12/07/21
Method:	SW846 8260D	**Percent Solids:**	n/a
Project:	2nd Avenue and 33-39th Street, Brooklyn, NY		

VOA TCL List

CAS No.	Compound	Result	RL	MDL	Units	Q
98-82-8	Isopropylbenzene	ND	1.0	0.65	ug/l	
79-20-9	Methyl Acetate	ND	5.0	0.80	ug/l	
108-87-2	Methylcyclohexane	ND	5.0	0.60	ug/l	
1634-04-4	Methyl Tert Butyl Ether	ND	1.0	0.51	ug/l	
108-10-1	4-Methyl-2-pentanone(MIBK)	ND	5.0	1.9	ug/l	
75-09-2	Methylene chloride	ND	2.0	1.0	ug/l	
100-42-5	Styrene	ND	1.0	0.49	ug/l	
79-34-5	1,1,2,2-Tetrachloroethane	ND	1.0	0.65	ug/l	
127-18-4	Tetrachloroethene	ND	1.0	0.90	ug/l	
108-88-3	Toluene	ND	1.0	0.53	ug/l	
87-61-6	1,2,3-Trichlorobenzene	ND	1.0	0.50	ug/l	
120-82-1	1,2,4-Trichlorobenzene	ND	1.0	0.50	ug/l	
71-55-6	1,1,1-Trichloroethane	ND	1.0	0.54	ug/l	
79-00-5	1,1,2-Trichloroethane	ND	1.0	0.53	ug/l	
79-01-6	Trichloroethene	ND	1.0	0.53	ug/l	
75-69-4	Trichlorofluoromethane	ND	2.0	0.40	ug/l	
75-01-4	Vinyl chloride	ND	1.0	0.79	ug/l	
	m,p-Xylene	ND	1.0	0.78	ug/l	
95-47-6	o-Xylene	ND	1.0	0.59	ug/l	
1330-20-7	Xylene (total)	ND	1.0	0.59	ug/l	

CAS No.	Surrogate Recoveries	Run# 1	Run# 2	Limits
1868-53-7	Dibromofluoromethane	102%		80-120%
17060-07-0	1,2-Dichloroethane-D4	93%		80-120%
2037-26-5	Toluene-D8	94%		80-120%
460-00-4	4-Bromofluorobenzene	104%		82-114%

CAS No.	Tentatively Identified Compounds	R.T.	Est. Conc.	Units	Q
	system artifact	3.68	120	ug/l	J
	Total TIC, Volatile		0	ug/l	

(a) Associated CCV outside of control limits low. A sensitivity check was analyzed to demonstrate system suitability to detect affected analyte. Sample was ND.

ND = Not detected MDL = Method Detection Limit
RL = Reporting Limit
E = Indicates value exceeds calibration range

J = Indicates an estimated value
B = Indicates analyte found in associated method blank
N = Indicates presumptive evidence of a compound

Report of Analysis

Client Sample ID:	TT-SB-02GW		
Lab Sample ID:	JD36309-3	**Date Sampled:**	12/07/21
Matrix:	AQ - Ground Water	**Date Received:**	12/07/21
Method:	SW846 8270E SW846 3510C	**Percent Solids:**	n/a
Project:	2nd Avenue and 33-39th Street, Brooklyn, NY		

	File ID	DF	Analyzed	By	Prep Date	Prep Batch	Analytical Batch
Run #1	M176991.D	1	12/13/21 13:27	KLS	12/10/21 10:25	OP37044	EM7608
Run #2							

	Initial Volume	Final Volume
Run #1	950 ml	1.0 ml
Run #2		

ABN TCL List (SOM0 2.0)

CAS No.	Compound	Result	RL	MDL	Units	Q
95-57-8	2-Chlorophenol	ND	5.3	0.86	ug/l	
59-50-7	4-Chloro-3-methyl phenol	ND	5.3	0.94	ug/l	
120-83-2	2,4-Dichlorophenol	ND	2.1	1.3	ug/l	
105-67-9	2,4-Dimethylphenol	ND	5.3	2.6	ug/l	
51-28-5	2,4-Dinitrophenol [a]	ND	5.3	1.6	ug/l	
534-52-1	4,6-Dinitro-o-cresol [a]	ND	5.3	1.4	ug/l	
95-48-7	2-Methylphenol	ND	2.1	0.93	ug/l	
	3&4-Methylphenol	ND	2.1	0.93	ug/l	
88-75-5	2-Nitrophenol [a]	ND	5.3	1.0	ug/l	
100-02-7	4-Nitrophenol	ND	11	1.2	ug/l	
87-86-5	Pentachlorophenol	ND	4.2	1.5	ug/l	
108-95-2	Phenol	ND	2.1	0.41	ug/l	
58-90-2	2,3,4,6-Tetrachlorophenol [a]	ND	5.3	1.5	ug/l	
95-95-4	2,4,5-Trichlorophenol	ND	5.3	1.4	ug/l	
88-06-2	2,4,6-Trichlorophenol	ND	5.3	0.97	ug/l	
83-32-9	Acenaphthene	ND	1.1	0.20	ug/l	
208-96-8	Acenaphthylene	ND	1.1	0.14	ug/l	
98-86-2	Acetophenone [a]	ND	2.1	0.22	ug/l	
120-12-7	Anthracene	ND	1.1	0.22	ug/l	
1912-24-9	Atrazine [a]	ND	2.1	0.47	ug/l	
100-52-7	Benzaldehyde	ND	5.3	0.30	ug/l	
56-55-3	Benzo(a)anthracene	ND	1.1	0.21	ug/l	
50-32-8	Benzo(a)pyrene	ND	1.1	0.22	ug/l	
205-99-2	Benzo(b)fluoranthene	ND	1.1	0.22	ug/l	
191-24-2	Benzo(g,h,i)perylene	ND	1.1	0.36	ug/l	
207-08-9	Benzo(k)fluoranthene	ND	1.1	0.22	ug/l	
101-55-3	4-Bromophenyl phenyl ether	ND	2.1	0.43	ug/l	
85-68-7	Butyl benzyl phthalate	ND	2.1	0.48	ug/l	
92-52-4	1,1'-Biphenyl	ND	1.1	0.22	ug/l	
91-58-7	2-Chloronaphthalene	ND	2.1	0.25	ug/l	
106-47-8	4-Chloroaniline	ND	5.3	0.36	ug/l	
86-74-8	Carbazole	ND	1.1	0.24	ug/l	

ND = Not detected MDL = Method Detection Limit
RL = Reporting Limit
E = Indicates value exceeds calibration range

J = Indicates an estimated value
B = Indicates analyte found in associated method blank
N = Indicates presumptive evidence of a compound

Report of Analysis

Client Sample ID:	TT-SB-02GW		
Lab Sample ID:	JD36309-3	**Date Sampled:**	12/07/21
Matrix:	AQ - Ground Water	**Date Received:**	12/07/21
Method:	SW846 8270E SW846 3510C	**Percent Solids:**	n/a
Project:	2nd Avenue and 33-39th Street, Brooklyn, NY		

ABN TCL List (SOM0 2.0)

CAS No.	Compound	Result	RL	MDL	Units	Q
105-60-2	Caprolactam	ND	2.1	0.68	ug/l	
218-01-9	Chrysene	ND	1.1	0.19	ug/l	
111-91-1	bis(2-Chloroethoxy)methane	ND	2.1	0.29	ug/l	
111-44-4	bis(2-Chloroethyl)ether	ND	2.1	0.26	ug/l	
108-60-1	2,2'-Oxybis(1-chloropropane)	ND	2.1	0.42	ug/l	
7005-72-3	4-Chlorophenyl phenyl ether	ND	2.1	0.39	ug/l	
121-14-2	2,4-Dinitrotoluene [a]	ND	1.1	0.58	ug/l	
606-20-2	2,6-Dinitrotoluene [a]	ND	1.1	0.50	ug/l	
91-94-1	3,3'-Dichlorobenzidine	ND	2.1	0.53	ug/l	
123-91-1	1,4-Dioxane	ND	1.1	0.69	ug/l	
53-70-3	Dibenzo(a,h)anthracene	ND	1.1	0.35	ug/l	
132-64-9	Dibenzofuran	ND	5.3	0.23	ug/l	
84-74-2	Di-n-butyl phthalate	ND	2.1	0.52	ug/l	
117-84-0	Di-n-octyl phthalate	ND	2.1	0.25	ug/l	
84-66-2	Diethyl phthalate	ND	2.1	0.28	ug/l	
131-11-3	Dimethyl phthalate	ND	2.1	0.23	ug/l	
117-81-7	bis(2-Ethylhexyl)phthalate	ND	2.1	1.7	ug/l	
206-44-0	Fluoranthene	ND	1.1	0.18	ug/l	
86-73-7	Fluorene	ND	1.1	0.18	ug/l	
118-74-1	Hexachlorobenzene	ND	1.1	0.34	ug/l	
87-68-3	Hexachlorobutadiene [a]	ND	1.1	0.52	ug/l	
77-47-4	Hexachlorocyclopentadiene	ND	11	2.9	ug/l	
67-72-1	Hexachloroethane [a]	ND	2.1	0.41	ug/l	
193-39-5	Indeno(1,2,3-cd)pyrene	ND	1.1	0.35	ug/l	
78-59-1	Isophorone	ND	2.1	0.29	ug/l	
91-57-6	2-Methylnaphthalene	ND	1.1	0.22	ug/l	
88-74-4	2-Nitroaniline [a]	ND	5.3	0.29	ug/l	
99-09-2	3-Nitroaniline	ND	5.3	0.41	ug/l	
100-01-6	4-Nitroaniline	ND	5.3	0.46	ug/l	
91-20-3	Naphthalene	ND	1.1	0.24	ug/l	
98-95-3	Nitrobenzene [a]	ND	2.1	0.68	ug/l	
621-64-7	N-Nitroso-di-n-propylamine [a]	ND	2.1	0.51	ug/l	
86-30-6	N-Nitrosodiphenylamine	ND	5.3	0.23	ug/l	
85-01-8	Phenanthrene	ND	1.1	0.18	ug/l	
129-00-0	Pyrene	ND	1.1	0.23	ug/l	
95-94-3	1,2,4,5-Tetrachlorobenzene	ND	2.1	0.39	ug/l	

CAS No.	Surrogate Recoveries	Run# 1	Run# 2	Limits
367-12-4	2-Fluorophenol	38%		10-90%

ND = Not detected MDL = Method Detection Limit
RL = Reporting Limit
E = Indicates value exceeds calibration range

J = Indicates an estimated value
B = Indicates analyte found in associated method blank
N = Indicates presumptive evidence of a compound

Report of Analysis

Client Sample ID:	TT-SB-02GW		
Lab Sample ID:	JD36309-3	**Date Sampled:**	12/07/21
Matrix:	AQ - Ground Water	**Date Received:**	12/07/21
Method:	SW846 8270E SW846 3510C	**Percent Solids:**	n/a
Project:	2nd Avenue and 33-39th Street, Brooklyn, NY		

ABN TCL List (SOM0 2.0)

CAS No.	Surrogate Recoveries	Run# 1	Run# 2	Limits
4165-62-2	Phenol-d5	26%		10-101%
118-79-6	2,4,6-Tribromophenol	108%		23-155%
4165-60-0	Nitrobenzene-d5	74%		25-141%
321-60-8	2-Fluorobiphenyl	64%		35-126%
1718-51-0	Terphenyl-d14	65%		15-139%

CAS No.	Tentatively Identified Compounds	R.T.	Est. Conc.	Units	Q
	system artifact/aldol-condensation	3.23	5.1	ug/l	J
	Total TIC, Semi-Volatile		0	ug/l	

(a) Associated CCV outside of control limits high, sample was ND.

ND = Not detected MDL = Method Detection Limit
RL = Reporting Limit
E = Indicates value exceeds calibration range

J = Indicates an estimated value
B = Indicates analyte found in associated method blank
N = Indicates presumptive evidence of a compound

Report of Analysis

Client Sample ID:	TT-SB-02GW		
Lab Sample ID:	JD36309-3	**Date Sampled:**	12/07/21
Matrix:	AQ - Ground Water	**Date Received:**	12/07/21
Method:	SW846 8270E BY SIM SW846 3510C	**Percent Solids:**	n/a
Project:	2nd Avenue and 33-39th Street, Brooklyn, NY		

	File ID	DF	Analyzed	By	Prep Date	Prep Batch	Analytical Batch
Run #1	4M105187.D	1	12/16/21 20:47	KLS	12/10/21 10:25	OP37044A	E4M4888
Run #2							

	Initial Volume	Final Volume
Run #1	950 ml	1.0 ml
Run #2		

CAS No.	Compound	Result	RL	MDL	Units	Q
123-91-1	1,4-Dioxane	0.117	0.11	0.053	ug/l	

CAS No.	Surrogate Recoveries	Run# 1	Run# 2	Limits
4165-60-0	Nitrobenzene-d5	70%		21-121%
321-60-8	2-Fluorobiphenyl	69%		27-107%
1718-51-0	Terphenyl-d14	77%		25-118%

ND = Not detected MDL = Method Detection Limit
RL = Reporting Limit
E = Indicates value exceeds calibration range

J = Indicates an estimated value
B = Indicates analyte found in associated method blank
N = Indicates presumptive evidence of a compound

Report of Analysis

Client Sample ID:	TT-SB-02GW		
Lab Sample ID:	JD36309-3	**Date Sampled:**	12/07/21
Matrix:	AQ - Ground Water	**Date Received:**	12/07/21
Method:	SW846 8151A SW846 3510C	**Percent Solids:**	n/a
Project:	2nd Avenue and 33-39th Street, Brooklyn, NY		

	File ID	DF	Analyzed	By	Prep Date	Prep Batch	Analytical Batch
Run #1	OA155610.D	1	12/16/21 13:33	CP	12/10/21 20:45	OP37027	GOA5503
Run #2							

	Initial Volume	Final Volume
Run #1	260 ml	2.0 ml
Run #2		

Herbicide List

CAS No.	Compound	Result	RL	MDL	Units	Q
94-75-7	2,4-D	ND	0.38	0.077	ug/l	
93-72-1	2,4,5-TP (Silvex)	ND	0.077	0.048	ug/l	
93-76-5	2,4,5-T	ND	0.077	0.015	ug/l	

CAS No.	Surrogate Recoveries	Run# 1	Run# 2	Limits
19719-28-9	2,4-DCAA	120%		10-200%
19719-28-9	2,4-DCAA	133%		10-200%

ND = Not detected MDL = Method Detection Limit
RL = Reporting Limit
E = Indicates value exceeds calibration range

J = Indicates an estimated value
B = Indicates analyte found in associated method blank
N = Indicates presumptive evidence of a compound

Report of Analysis

Client Sample ID:	TT-SB-02GW		
Lab Sample ID:	JD36309-3	**Date Sampled:**	12/07/21
Matrix:	AQ - Ground Water	**Date Received:**	12/07/21
Method:	SW846 8081B SW846 3510C	**Percent Solids:**	n/a
Project:	2nd Avenue and 33-39th Street, Brooklyn, NY		

	File ID	DF	Analyzed	By	Prep Date	Prep Batch	Analytical Batch
Run #1	6G81172.D	1	12/14/21 09:44	CP	12/10/21 16:40	OP37055	G6G2870
Run #2							

	Initial Volume	Final Volume
Run #1	250 ml	2.0 ml
Run #2		

Pesticide TCL List

CAS No.	Compound	Result	RL	MDL	Units	Q
309-00-2	Aldrin	ND	0.0080	0.0041	ug/l	
319-84-6	alpha-BHC	ND	0.0080	0.0042	ug/l	
319-85-7	beta-BHC	ND	0.0080	0.0064	ug/l	
319-86-8	delta-BHC	ND	0.0080	0.0053	ug/l	
58-89-9	gamma-BHC (Lindane)	ND	0.0080	0.0048	ug/l	
5103-71-9	alpha-Chlordane	ND	0.0080	0.0039	ug/l	
5103-74-2	gamma-Chlordane	ND	0.0080	0.0034	ug/l	
60-57-1	Dieldrin	ND	0.0080	0.0061	ug/l	
72-54-8	4,4'-DDD	ND	0.0080	0.0046	ug/l	
72-55-9	4,4'-DDE	ND	0.0080	0.0040	ug/l	
50-29-3	4,4'-DDT	ND	0.0080	0.0055	ug/l	
72-20-8	Endrin	ND	0.0080	0.0048	ug/l	
1031-07-8	Endosulfan sulfate	ND	0.0080	0.0044	ug/l	
7421-93-4	Endrin aldehyde	ND	0.0080	0.0054	ug/l	
53494-70-5	Endrin ketone	ND	0.0080	0.0050	ug/l	
959-98-8	Endosulfan-I	ND	0.0080	0.0042	ug/l	
33213-65-9	Endosulfan-II	ND	0.0080	0.0039	ug/l	
76-44-8	Heptachlor	ND	0.0080	0.0036	ug/l	
1024-57-3	Heptachlor epoxide	ND	0.0080	0.0048	ug/l	
72-43-5	Methoxychlor	ND	0.016	0.0054	ug/l	
8001-35-2	Toxaphene	ND	0.20	0.13	ug/l	

CAS No.	Surrogate Recoveries	Run# 1	Run# 2	Limits
877-09-8	Tetrachloro-m-xylene	89%		10-190%
877-09-8	Tetrachloro-m-xylene	80%		10-190%
2051-24-3	Decachlorobiphenyl	40%		10-156%
2051-24-3	Decachlorobiphenyl	40%		10-156%

ND = Not detected MDL = Method Detection Limit
RL = Reporting Limit
E = Indicates value exceeds calibration range

J = Indicates an estimated value
B = Indicates analyte found in associated method blank
N = Indicates presumptive evidence of a compound

Report of Analysis

Client Sample ID:	TT-SB-02GW		
Lab Sample ID:	JD36309-3	**Date Sampled:**	12/07/21
Matrix:	AQ - Ground Water	**Date Received:**	12/07/21
Method:	SW846 8082A SW846 3510C	**Percent Solids:**	n/a
Project:	2nd Avenue and 33-39th Street, Brooklyn, NY		

	File ID	DF	Analyzed	By	Prep Date	Prep Batch	Analytical Batch
Run #1	XX2475787.D	1	12/14/21 23:09	TL	12/10/21 16:40	OP37056	GXX7683
Run #2							

	Initial Volume	Final Volume
Run #1	250 ml	2.0 ml
Run #2		

PCB List

CAS No.	Compound	Result	RL	MDL	Units	Q
12674-11-2	Aroclor 1016	ND	0.40	0.16	ug/l	
11104-28-2	Aroclor 1221	ND	0.40	0.34	ug/l	
11141-16-5	Aroclor 1232	ND	0.40	0.21	ug/l	
53469-21-9	Aroclor 1242	ND	0.40	0.18	ug/l	
12672-29-6	Aroclor 1248	ND	0.40	0.10	ug/l	
11097-69-1	Aroclor 1254	ND	0.40	0.33	ug/l	
11096-82-5	Aroclor 1260	ND	0.40	0.12	ug/l	
11100-14-4	Aroclor 1268	ND	0.40	0.14	ug/l	
37324-23-5	Aroclor 1262	ND	0.40	0.15	ug/l	

CAS No.	Surrogate Recoveries	Run# 1	Run# 2	Limits
877-09-8	Tetrachloro-m-xylene	80%		10-174%
877-09-8	Tetrachloro-m-xylene	78%		10-174%
2051-24-3	Decachlorobiphenyl	40%		10-151%
2051-24-3	Decachlorobiphenyl	37%		10-151%

ND = Not detected MDL = Method Detection Limit
RL = Reporting Limit
E = Indicates value exceeds calibration range

J = Indicates an estimated value
B = Indicates analyte found in associated method blank
N = Indicates presumptive evidence of a compound

Report of Analysis

Client Sample ID:	TT-SB-02GW		
Lab Sample ID:	JD36309-3	**Date Sampled:**	12/07/21
Matrix:	AQ - Ground Water	**Date Received:**	12/07/21
		Percent Solids:	n/a
Project:	2nd Avenue and 33-39th Street, Brooklyn, NY		

Total Metals Analysis

Analyte	Result	RL	Units	DF	Prep	Analyzed	By	Method	Prep Method
Aluminum	1920	200	ug/l	1	12/13/21	12/16/21	ND	SW846 6010D [2]	SW846 3010A [3]
Antimony	< 6.0	6.0	ug/l	1	12/13/21	12/16/21	ND	SW846 6010D [2]	SW846 3010A [3]
Arsenic	6.3	3.0	ug/l	1	12/13/21	12/16/21	ND	SW846 6010D [2]	SW846 3010A [3]
Barium	< 200	200	ug/l	1	12/13/21	12/16/21	ND	SW846 6010D [2]	SW846 3010A [3]
Beryllium	< 1.0	1.0	ug/l	1	12/13/21	12/16/21	ND	SW846 6010D [2]	SW846 3010A [3]
Cadmium	< 3.0	3.0	ug/l	1	12/13/21	12/16/21	ND	SW846 6010D [2]	SW846 3010A [3]
Calcium	170000	5000	ug/l	1	12/13/21	12/16/21	ND	SW846 6010D [2]	SW846 3010A [3]
Chromium	< 10	10	ug/l	1	12/13/21	12/16/21	ND	SW846 6010D [2]	SW846 3010A [3]
Cobalt	< 50	50	ug/l	1	12/13/21	12/16/21	ND	SW846 6010D [2]	SW846 3010A [3]
Copper	< 10	10	ug/l	1	12/13/21	12/16/21	ND	SW846 6010D [2]	SW846 3010A [3]
Iron	5970	100	ug/l	1	12/13/21	12/16/21	ND	SW846 6010D [2]	SW846 3010A [3]
Lead	11.9	3.0	ug/l	1	12/13/21	12/16/21	ND	SW846 6010D [2]	SW846 3010A [3]
Magnesium	31900	5000	ug/l	1	12/13/21	12/16/21	ND	SW846 6010D [2]	SW846 3010A [3]
Manganese	2210	15	ug/l	1	12/13/21	12/16/21	ND	SW846 6010D [2]	SW846 3010A [3]
Mercury	< 0.20	0.20	ug/l	1	12/13/21	12/13/21	SB	SW846 7470A [1]	SW846 7470A [4]
Nickel	< 10	10	ug/l	1	12/13/21	12/16/21	ND	SW846 6010D [2]	SW846 3010A [3]
Potassium	14900	10000	ug/l	1	12/13/21	12/16/21	ND	SW846 6010D [2]	SW846 3010A [3]
Selenium	< 10	10	ug/l	1	12/13/21	12/16/21	ND	SW846 6010D [2]	SW846 3010A [3]
Silver	< 10	10	ug/l	1	12/13/21	12/16/21	ND	SW846 6010D [2]	SW846 3010A [3]
Sodium	118000	10000	ug/l	1	12/13/21	12/16/21	ND	SW846 6010D [2]	SW846 3010A [3]
Thallium	< 10	10	ug/l	1	12/13/21	12/16/21	ND	SW846 6010D [2]	SW846 3010A [3]
Vanadium	< 50	50	ug/l	1	12/13/21	12/16/21	ND	SW846 6010D [2]	SW846 3010A [3]
Zinc	60.5	20	ug/l	1	12/13/21	12/16/21	ND	SW846 6010D [2]	SW846 3010A [3]

(1) Instrument QC Batch: MA51583
(2) Instrument QC Batch: MA51617
(3) Prep QC Batch: MP30320
(4) Prep QC Batch: MP30335

RL = Reporting Limit

Report of Analysis

Client Sample ID:	TT-SB-02GW		
Lab Sample ID:	JD36309-3A	**Date Sampled:**	12/07/21
Matrix:	AQ - Ground Water	**Date Received:**	12/07/21
Method:	EPA 537M BY ID IN HOUSE	**Percent Solids:**	n/a
Project:	2nd Avenue and 33-39th Street, Brooklyn, NY		

	File ID	DF	Analyzed	By	Prep Date	Prep Batch	Analytical Batch
Run #1 [a]	3Q51155.D	1	12/24/21 00:05	AFL	12/20/21 09:00	F:OP88920	F:S3Q715
Run #2							

	Initial Volume	Final Volume
Run #1	270 ml	1.0 ml
Run #2		

PFAS List

CAS No.	Compound	Result	RL	MDL	Units	Q
PERFLUOROALKYLCARBOXYLIC ACIDS						
375-22-4	Perfluorobutanoic acid	6.4	3.7	1.9	ng/l	
2706-90-3	Perfluoropentanoic acid	1.8	1.9	0.93	ng/l	J
307-24-4	Perfluorohexanoic acid	1.8	1.9	0.93	ng/l	J
375-85-9	Perfluoroheptanoic acid	2.9	1.9	0.93	ng/l	
335-67-1	Perfluorooctanoic acid	61.8	1.9	0.93	ng/l	
375-95-1	Perfluorononanoic acid	1.1	1.9	0.93	ng/l	J
335-76-2	Perfluorodecanoic acid	ND	1.9	0.93	ng/l	
2058-94-8	Perfluoroundecanoic acid	ND	1.9	0.93	ng/l	
307-55-1	Perfluorododecanoic acid	ND	1.9	0.93	ng/l	
72629-94-8	Perfluorotridecanoic acid	ND	1.9	0.93	ng/l	
376-06-7	Perfluorotetradecanoic acid	ND	1.9	0.93	ng/l	
PERFLUOROALKYLSULFONIC ACIDS						
375-73-5	Perfluorobutanesulfonic acid	1.2	1.9	0.93	ng/l	J
355-46-4	Perfluorohexanesulfonic acid	1.1	1.9	0.93	ng/l	J
375-92-8	Perfluoroheptanesulfonic acid	ND	1.9	0.93	ng/l	
1763-23-1	Perfluorooctanesulfonic acid	2.7	1.9	0.93	ng/l	
335-77-3	Perfluorodecanesulfonic acid	ND	1.9	0.93	ng/l	
PERFLUOROOCTANESULFONAMIDES						
754-91-6	PFOSA	ND	3.7	1.9	ng/l	
PERFLUOROOCTANESULFONAMIDOACETIC ACIDS						
2355-31-9	MeFOSAA	ND	3.7	1.9	ng/l	
2991-50-6	EtFOSAA	ND	3.7	1.9	ng/l	
FLUOROTELOMER SULFONATES						
27619-97-2	6:2 Fluorotelomer sulfonate	ND	7.4	1.9	ng/l	
39108-34-4	8:2 Fluorotelomer sulfonate	ND	7.4	1.9	ng/l	

ND = Not detected MDL = Method Detection Limit J = Indicates an estimated value
RL = Reporting Limit B = Indicates analyte found in associated method blank
E = Indicates value exceeds calibration range N = Indicates presumptive evidence of a compound

Report of Analysis

Client Sample ID:	TT-SB-02GW		
Lab Sample ID:	JD36309-3A	**Date Sampled:**	12/07/21
Matrix:	AQ - Ground Water	**Date Received:**	12/07/21
Method:	EPA 537M BY ID IN HOUSE	**Percent Solids:**	n/a
Project:	2nd Avenue and 33-39th Street, Brooklyn, NY		

PFAS List

CAS No.	ID Standard Recoveries	Run# 1	Run# 2	Limits
	13C4-PFBA	86%		35-135%
	13C5-PFPeA	82%		50-150%
	13C5-PFHxA	80%		50-150%
	13C4-PFHpA	83%		50-150%
	13C8-PFOA	87%		50-150%
	13C9-PFNA	89%		50-150%
	13C6-PFDA	87%		50-150%
	13C7-PFUnDA	75%		40-140%
	13C2-PFDoDA	59%		40-140%
	13C2-PFTeDA	36%		30-130%
	13C3-PFBS	83%		50-150%
	13C3-PFHxS	84%		50-150%
	13C8-PFOS	81%		50-150%
	13C8-FOSA	36%		30-130%
	d3-MeFOSAA	101%		40-140%
	d5-EtFOSAA	89%		40-140%
	13C2-6:2FTS	92%		50-150%
	13C2-8:2FTS	91%		50-150%

(a) Analysis performed at SGS Orlando, FL.

ND = Not detected MDL = Method Detection Limit
RL = Reporting Limit
E = Indicates value exceeds calibration range

J = Indicates an estimated value
B = Indicates analyte found in associated method blank
N = Indicates presumptive evidence of a compound

Misc. Forms

Custody Documents and Other Forms

Includes the following where applicable:

- Chain of Custody
- Chain of Custody (SGS Orlando, FL)

SGS

GW

CHAIN OF CUSTODY

SGS North America Inc. - Dayton
2235 Route 130, Dayton, NJ 08810
TEL. 732-329-0200 FAX: 732-329-3499/3480
www.sgs.com/ehsusa

Page 1 of 1

EHSA-QAC-0023-04-FORM-Standard COC

FED-EX Tracking #:
SGS Quote #:
Bottle Order Control #: JS-1321-241
SGS Job #: JD36309

Client / Reporting Information

Company Name: TETRA TECH
Street Address: 6 CENTURY DR.
City / State / Zip: PARSIPPANY NJ 07954
Project Contact / E-mail: BOB CANTAGALLO ROBERT.CANTAGALLO@TETRATECH.COM
Phone #: (973) 630-4045
Sampler(s) Name(s) / Phone #: A. VALLI / CHRIS BEERS

Project Information

Project Name: 2ND AVE & 33RD St.
Street:
City / State: BROOKLYN NY
Project #:
Client Purchase Order #:
Project Manager:

Billing Information (if different from Report to)
Company Name:
Street Address:
City / State / Zip:
Attention:

Requested Analysis

V8260 TCL +20
AB 8270 TCL +20
B 8270 Sim 1,4 Dlox
P8082, PCB 11, Pest TCL
H8151 STD
MTAL
LCID 537 NY21

Matrix Codes

DW - Drinking Water
GW - Ground Water
WW - Water
SW - Surface Water
SO - Soil
SL - Sludge
SED - Sediment
OI - Oil
LIQ - Other Liquid
AIR - Air
SOL - Other Solid
WP - Wipe
FB - Field Blank
EB - Equipment Blank
RB - Rinse Blank
TB - Trip Blank

SGS Sample #	Field ID / Point of Collection	MEOH/DI Vial #	Collection Date	Collection Time	Sampled by	Grab (G) Comp (C)	Source Chlorinated (Y/N)	Matrix	# of bottles	HCl	NaOH	HNO_3	H_2SO_4	NONE	DI Water	MEOH	ENCORE	pH Check (Lab Use Only)							LAB USE ONLY
1	TT-SB-13GW	0	12/07/21	1320	CB	G		GW	14	3		1		10				✓	✓	✓	✓	✓	✓	✓	E87
2	TT-SB-06GW	0	12/07/21	1420	CB	G		GW	14	3		1		10				✓	✓	✓	✓	✓	✓	✓	V990
3	TT-SB-02GW	0	12/07/21	1535	CB	G		GW	14	3		1		10				✓	✓	✓	✓	✓	✓	✓	SUB

Turn Around Time (Business Days)

Approved By (SGS PM): / Date:

- ☐ 10 Business Days
- ☐ 5 Business Days
- ☐ 3 Business Days*
- ☐ 2 Business Days*
- ☐ 1 Business Day*
- ☐ Other

All data available via Lablink

* Approval needed for 1-3 Business Day TAT

Deliverable

- ☐ Commercial "A" (Level 1)
- ☐ Commercial "B" (Level 2)
- ☐ NJ Reduced (Level 3)
- ☐ Full Tier I (Level 4)
- ☐ Commercial "C"
- ☐ NJ DKQP
- ☐ NYASP Category A
- ☐ NYASP Category B
- ☐ MA MCP Criteria____
- ☐ CT RCP Criteria____
- ☐ State Forms
- ☐ EDD Format ____
- ☐ DOD-QSM5

Commercial "A" = Results only; Commercial "B" = Results + QC Summary
Commercial "C" = Results + QC Summary + Partial Raw data

Comments / Special Instructions

Initial Assessment BB-ZB
Label Verification____
• 250 ml Ex bottles 4x

http://www.sgs.com/en/terms-and-conditions

Sample Custody must be documented below each time samples change possession, including courier delivery.

Relinquished by:	Date / Time:	Received By:	Relinquished By:	Date / Time:	Received By:
1 [signature]	12/07/21 1748	2 [signature]	2		2
3		3	4		4
5		5			

Custody Seal #: ☐ Intact ☐ Not intact ☐ Absent

Therm ID: See Sample Receipt Summary ☐ On Ice ☑ Cooler Temp. °C 3.2, 3.2, 3.0

5.1

5

JD36309: Chain of Custody
Page 1 of 3

SGS Sample Receipt Summary

Job Number: JD36309 **Client:** TETRA TECH **Project:** 2ND AVENUE AND 33-39TH STREET, BROOKL

Date / Time Received: 12/7/2021 5:48:00 PM **Delivery Method:** **Airbill #'s:**

Cooler Temps (Raw Measured) °C: Cooler 1: (3.2); Cooler 2: (3.2); Cooler 3: (3.0);

Cooler Temps (Corrected) °C: Cooler 1: (1.8); Cooler 2: (1.8); Cooler 3: (1.6);

Cooler Security	Y	or	N		Y	or	N
1. Custody Seals Present:	☑		☐	3. COC Present:	☑		☐
2. Custody Seals Intact:	☑		☐	4. Smpl Dates/Time OK	☑		☐

Cooler Temperature	Y or N
1. Temp criteria achieved:	☑ ☐
2. Cooler temp verification:	IR Gun
3. Cooler media:	Ice (Bag)
4. No. Coolers:	3

Quality Control Preservation	Y	or	N	N/A
1. Trip Blank present / cooler:	☐		☑	☐
2. Trip Blank listed on COC:	☐		☑	☐
3. Samples preserved properly:	☑		☐	
4. VOCs headspace free:	☑		☐	☐

Sample Integrity - Documentation	Y	or	N
1. Sample labels present on bottles:	☑		☐
2. Container labeling complete:	☑		☐
3. Sample container label / COC agree:	☑		☐

Sample Integrity - Condition	Y	or	N
1. Sample recvd within HT:	☑		☐
2. All containers accounted for:	☑		☐
3. Condition of sample:	Intact		

Sample Integrity - Instructions	Y	or	N	N/A
1. Analysis requested is clear:	☑		☐	
2. Bottles received for unspecified tests	☐		☑	
3. Sufficient volume recvd for analysis:	☑		☐	
4. Compositing instructions clear:	☐		☐	☑
5. Filtering instructions clear:	☐		☐	☑

Test Strip Lot #s: pH 1-12: 231619 pH 12+: 203117A Other: (Specify) _____ _____

Comments

SM089-03
Rev. Date 12/7/17

JD36309: Chain of Custody
Page 2 of 3

Job Change Order: JD36309

Requested Date:	12/13/2021	**Received Date:**	12/7/2021
Account Name:	Tetra Tech	**Due Date:**	12/13/2021
Project Description:	2nd Avenue and 33-39th Street, Brooklyn, NY	**Deliverable:**	NYASPB
C/O Initiated By:	JADONS **PM:** JBS	**TAT (Days):**	7

==========

Sample #: JD36309-ALL

Dept:

TAT: 7

Change:
Please move project to TTNJP90692 and re-sub to ALSE.

==========

Above Changes Per: Jadon Schiller **Date/Time:** 12/13/2021

To Client: This Change Order is confirmation of the revisions, previously discussed with the Client Service Representative.

Page 1 of 1

JD36309: Chain of Custody
Page 3 of 3

SGS

CHAIN OF CUSTODY

SGS North America Inc. - Dayton
2235 Route 130, Dayton, NJ 08810
TEL. 732-329-0200 FAX: 732-329-3499/3480
www.sgs.com/ehsusa

FED-EX Tracking #:
Bottle Order Control #:
SGS Quote #:
SGS Job #: JD36309

Client / Reporting Information

Company Name:
Street Address:
City State Zip:
Project Contact: Jadon.schiller@sgs.com E-mail:
Phone #:
Sampler(s) Name(s): CB Phone:

Project Information

Project Name: 2nd Avenue and 33-39th Street, Brooklyn, NY
Street:
City State:
Project #:
Client Purchase Order #:
Project Manager:

Billing Information (if different from Report to)

Company Name:
Street Address:
City State Zip:
Attention:

Requested Analysis

LCID5537NY21 LCMS-14DAY

Matrix Codes

DW - Drinking Water
GW - Ground Water
WW - Water
SW - Surface Water
SO - Soil
SL- Sludge
SED-Sediment
OI - Oil
LIQ - Other Liquid
AIR - Air
SOL - Other Solid
WP - Wipe
FB - Field Blank
EB-Equipment Blank
RB - Rinse Blank
TB - Trip Blank

SGS Sample #	Field ID / Point of Collection	MEOH/DI Vial #	Collection Date	Collection Time	Sampled by	Matrix	# of bottles	HCl	NaOH	HNO_3	H_2SO_4	NONE	DI Water	MEOH	ENCORE	LCID5537NY21 LCMS-14DAY	LAB USE ONLY
1A	TT-SB-13GW		12/7/21	1:20:00 PM	CB	AQ										X	
2A	TT-SB-06GW		12/7/21	2:20:00 PM	CB	AQ										X	
3A	TT-SB-02GW		12/7/21	3:35:00 PM	CB	AQ										X	

INITIAL ASSESSMENT: DO

LABEL VERIFICATION: SM

Turnaround Time (Business days)

Approved By (SGS PM) / Date:

- [ ] Standard 10 Business Days
- [ ] 5 Business Days RUSH
- [ ] 3 Business Days RUSH
- [ ] 2 Business Days RUSH
- [ ] 1 Business Day EMERGENCY
- [X] Other 1/14/1900

Emergency & Rush T/A data available via Lablink. Approval needed for RUSH/Emergency TAT

Data Deliverable Information

- [ ] Commercial "A" (Level 1)
- [ ] Commercial "B" (Level 2)
- [ ] FULLT1 (Level 3+4)
- [ ] NJ Reduced
- [ ] Commercial "C"
- [ ] NYASP Category A
- [ ] NYASP Category B
- [ ] State Forms
- [ ] EDD Format _____
- [X] Other NYASPB

Commercial "A" = Results Only
Commercial "B" = Results + QC Summary
Commercial "C" = Results + QC Summary + Partial Raw data

Comments / Special Instructions

http://www.sgs.com/en/terms-and-conditions

Sample Custody must be documented below each time samples change possession, including courier delivery.

Relinquished by:	Date / Time:	Received By:	Relinquished By:	Date / Time:	Received By:
1 Michael Mapp	12/8/21 19:00	1	2	12/8/21 15:00	2
Relinquished by: 3	Date / Time:	Received By: 3	Relinquished By: 4	Date / Time:	Received By: 4
Relinquished by: 5	Date / Time:	Received By: 5	Custody Seal #	Intact / Not intact	Preserved where applicable: Absent / Therm. ID:

On Ice: [ ] Cooler Temp. °C

0.4 FR#7

jd36309.xls
Rev. Date: 4/10/18

JD36309: Chain of Custody
Page 1 of 2
SGS Orlando, FL

SGS Sample Receipt Summary

Job Number: JD36309 **Client:** SGS NJ **Project:** 2ND AVENUE AND 33-39TH STREET, BROOKL

Date / Time Received: 12/9/2021 3:30:00 PM **Delivery Method:** FX **Airbill #'s:** 5272 0636 9954

Therm ID: IR 1; **Therm CF:** 0.2; **# of Coolers:** 1

Cooler Temps (Raw Measured) °C: Cooler 1: (0.2);

Cooler Temps (Corrected) °C: Cooler 1: (0.4);

Cooler Information	Y	or	N
1. Custody Seals Present	☑		☐
2. Custody Seals Intact	☑		☐
3. Temp criteria achieved	☑		☐
4. Cooler temp verification	IR Gun		
5. Cooler media	Ice (Bag)		

Trip Blank Information	Y	or	N	N/A
1. Trip Blank present / cooler	☐		☐	☑
2. Trip Blank listed on COC	☐		☐	☑
	W	**or**	**S**	**N/A**
3. Type Of TB Received	☐		☐	☑

Sample Information	Y	or	N	N/A
1. Sample labels present on bottles	☑		☐	
2. Samples preserved properly	☑		☐	
3. Sufficient volume/containers recvd for analysis:	☑		☐	
4. Condition of sample	Intact			
5. Sample recvd within HT	☑		☐	
6. Dates/Times/IDs on COC match Sample Label	☑		☐	
7. VOCs have headspace	☐		☐	☑
8. Bottles received for unspecified tests	☐		☑	
9. Compositing instructions clear	☐		☐	☑
10. Voa Soil Kits/Jars received past 48hrs?	☐		☐	☑
11. % Solids Jar received?	☐		☐	☑
12. Residual Chlorine Present?	☐		☐	☑

Misc. Information

Number of Encores: 25-Gram _____ 5-Gram _____ Number of 5035 Field Kits: _____ Number of Lab Filtered Metals: _____

Test Strip Lot #s: pH 0-3 230315 pH 10-12 219813A Other: (Specify) _____ _____

Residual Chlorine Test Strip Lot #: _____

Comments

SM001
Rev. Date 05/24/17

Technician: STEPHENP Date: 12/9/2021 3:30:00 PM Reviewer: _____ Date: _____

5.2

5

JD36309: Chain of Custody
Page 2 of 2

The results set forth herein are provided by SGS North America Inc.

e-Hardcopy 2.0
Automated Report

Technical Report for

Tetra Tech

2nd Avenue and 33-39th Street, Brooklyn, NY

SGS Job Number: JD36521

Sampling Date: 12/08/21

Report to:

Tetra Tech

Robert.Cantagallo@tetratech.com

ATTN: Bob Cantagallo

Total number of pages in report: 62

Test results contained within this data package meet the requirements of the National Environmental Laboratory Accreditation Program and/or state specific certification programs as applicable.

Mike Earp
General Manager

Client Service contact: Jadon Schiller 732-329-0200

Certifications: NJ(12129), NY(10983), CA, CT, FL, IL, IN, KS, KY, LA, MA, MD, ME, MN, NC, OH VAP (CL0056), AK (UST-103), AZ (AZ0786), PA, RI, SC, TX, UT, VA, WV, DoD ELAP (ANAB L2248)

This report shall not be reproduced, except in its entirety, without the written approval of SGS.
Test results relate only to samples analyzed.

SGS is the sole authority for authorizing edits or modifications to this document.
Unauthorized modification of this report is strictly prohibited.
Review standard terms at: http://www.sgs.com/en/terms-and-conditions

Please share your ideas about
how we can serve you better at:
EHS.US.CustomerCare@sgs.com

Table of Contents

-1-

Section 1: Sample Summary **3**
Section 2: Case Narrative/Conformance Summary **5**
Section 3: Summary of Hits **6**
Section 4: Sample Results **24**
4.1: JD36521-1: TT-SB-33SV 25
4.2: JD36521-2: TT-SB-32SV 28
4.3: JD36521-3: TT-SB-25SV 30
4.4: JD36521-4: TT-SB-24SV 32
4.5: JD36521-5: TT-SB-39SV 35
4.6: JD36521-6: TT-SB-37SV 38
4.7: JD36521-7: TT-SB-A 40
4.8: JD36521-8: TT-SB-19SV 42
4.9: JD36521-9: TT-SB-14SV 44
4.10: JD36521-10: TT-SB-16SV 46
4.11: JD36521-11: TT-SB-36SV 48
4.12: JD36521-12: TT-SB-02SV 50
4.13: JD36521-13: TT-SB-17SV 52
4.14: JD36521-14: TT-SB-21SV 54
Section 5: Misc. Forms **56**
5.1: Chain of Custody 57
5.2: Summa Canister and Flow Controller Log 61

SGS LabLink@1124010 14:50 21-Jan-2022

Sample Summary

Tetra Tech

2nd Avenue and 33-39th Street, Brooklyn, NY

Job No: JD36521

This report contains results reported as ND = Not detected. The following applies:
Organics ND = Not detected above the MDL

Sample Number	Collected Date	Time	By	Received	Matrix Code	Type	Client Sample ID
JD36521-1	12/08/21	14:50	AV	12/09/21	AIR	Soil Vapor Comp.	TT-SB-33SV
JD36521-2	12/08/21	14:53	AV	12/09/21	AIR	Soil Vapor Comp.	TT-SB-32SV
JD36521-3	12/08/21	14:57	AV	12/09/21	AIR	Soil Vapor Comp.	TT-SB-25SV
JD36521-4	12/08/21	15:00	AV	12/09/21	AIR	Soil Vapor Comp.	TT-SB-24SV
JD36521-5	12/08/21	15:52	AV	12/09/21	AIR	Soil Vapor Comp.	TT-SB-39SV
JD36521-6	12/08/21	15:56	AV	12/09/21	AIR	Soil Vapor Comp.	TT-SB-37SV
JD36521-7	12/08/21	16:26	AV	12/09/21	AIR	Ambient Air Comp.	TT-SB-A
JD36521-8	12/08/21	16:29	AV	12/09/21	AIR	Soil Vapor Comp.	TT-SB-19SV
JD36521-9	12/08/21	16:32	AV	12/09/21	AIR	Soil Vapor Comp.	TT-SB-14SV
JD36521-10	12/08/21	16:49	AV	12/09/21	AIR	Soil Vapor Comp.	TT-SB-16SV
JD36521-11	12/08/21	16:56	AV	12/09/21	AIR	Soil Vapor Comp.	TT-SB-36SV
JD36521-12	12/08/21	17:00	AV	12/09/21	AIR	Soil Vapor Comp.	TT-SB-02SV

Sample Summary
(continued)

Tetra Tech

Job No: JD36521

2nd Avenue and 33-39th Street, Brooklyn, NY

Sample Number	Collected Date	Time	By	Received	Matrix Code	Type	Client Sample ID
JD36521-13	12/08/21	17:39	AV	12/09/21	AIR	Soil Vapor Comp.	TT-SB-17SV
JD36521-14	12/08/21	17:46	AV	12/09/21	AIR	Soil Vapor Comp.	TT-SB-21SV

CASE NARRATIVE / CONFORMANCE SUMMARY

Client:	Tetra Tech	**Job No**	JD36521
Site:	2nd Avenue and 33-39th Street, Brooklyn, NY	**Report Date**	12/17/2021 12:24:50 P

On 12/09/2021, 14 Sample(s), 0 Trip Blank(s) and 0 Field Blank(s) were received at SGS North America Inc. A SGS North America Inc. Job Number of JD36521 was assigned to the project. Laboratory sample ID, client sample ID and dates of sample collection are detailed in the report's Results Summary Section.

Specified quality control criteria were achieved for this job except as noted below. For more information, please refer to the analytical results and QC summary pages.

Compounds qualified as out of range in the continuing calibration summary report are acceptable as per method requirements when there is a high bias but the sample result is non-detect.

MS Volatiles By Method TO-15

Matrix: AIR **Batch ID:** V5W1936

- All samples were analyzed within the recommended method holding time.
- Sample(s) JD36496-1DUP were used as the QC samples indicated.
- All method blanks for this batch meet method specific criteria.
- RPD(s) for Duplicate for 1,2,4-Trimethylbenzene, 1,3,5-Trimethylbenzene, 2,2,4-Trimethylpentane, 4-Ethyltoluene, Benzene, Cyclohexane, Heptane, m,p-Xylene, Methyl Tert Butyl Ether, o-Xylene, Toluene, Xylenes (total) are outside control limits for sample JD36496-1DUP.

Matrix: AIR **Batch ID:** V5W1937

- All samples were analyzed within the recommended method holding time.
- Sample(s) JD36521-12DUP were used as the QC samples indicated.
- All method blanks for this batch meet method specific criteria.
- RPD(s) for Duplicate for 2-Hexanone, Hexane are outside control limits for sample JD36521-12DUP.

SGS North America Inc. certifies that data reported for samples received, listed on the associated custody chain or analytical task order, were produced to specifications meeting the Quality System precision, accuracy and completeness objectives except as noted.

Estimated non-standard method measurement uncertainty data is available on request, based on quality control bias and implicit for standard methods. Acceptable uncertainty requires tested parameter quality control data to meet method criteria.

SGS North America Inc. is not responsible for data quality assumptions if partial reports are used and recommends that this report be used in its entirety. Data release is authorized by SGS North America Inc indicated via signature on the report cover

Summary of Hits

Job Number: JD36521
Account: Tetra Tech
Project: 2nd Avenue and 33-39th Street, Brooklyn, NY
Collected: 12/08/21

3

Lab Sample ID Analyte	Client Sample ID	Result/ Qual	RL	MDL	Units	Method
JD36521-1	**TT-SB-33SV**					
Acetone (2-Propanone)		20.7	0.20	0.11	ppbv	TO-15
Benzene		1.6	0.20	0.012	ppbv	TO-15
Carbon disulfide		25.7	0.20	0.024	ppbv	TO-15
Chloromethane		0.15 J	0.20	0.015	ppbv	TO-15
Cyclohexane		108	2.0	0.22	ppbv	TO-15
Dichlorodifluoromethane		0.20	0.20	0.017	ppbv	TO-15
Ethanol		2.0	0.50	0.22	ppbv	TO-15
4-Ethyltoluene		4.2	0.20	0.030	ppbv	TO-15
Heptane		103	2.0	0.18	ppbv	TO-15
Hexane		21.8	0.20	0.011	ppbv	TO-15
Isopropyl Alcohol		0.48	0.20	0.065	ppbv	TO-15
Methylene chloride		0.21	0.20	0.015	ppbv	TO-15
Methyl ethyl ketone		4.4	0.20	0.042	ppbv	TO-15
Propylene		34.1	0.50	0.016	ppbv	TO-15
1,2,4-Trimethylbenzene		2.2	0.20	0.033	ppbv	TO-15
1,3,5-Trimethylbenzene		3.3	0.20	0.034	ppbv	TO-15
Tertiary Butyl Alcohol		0.91	0.20	0.014	ppbv	TO-15
Tetrachloroethylene		0.41	0.040	0.031	ppbv	TO-15
Toluene		13.7	0.20	0.014	ppbv	TO-15
m,p-Xylene		21.0	0.20	0.034	ppbv	TO-15
o-Xylene		10.4	0.20	0.017	ppbv	TO-15
Xylenes (total)		31.4	0.20	0.017	ppbv	TO-15
Acetone (2-Propanone)		49.2	0.48	0.26	ug/m3	TO-15
Benzene		5.1	0.64	0.038	ug/m3	TO-15
Carbon disulfide		80.0	0.62	0.075	ug/m3	TO-15
Chloromethane		0.31 J	0.41	0.031	ug/m3	TO-15
Cyclohexane		372	6.9	0.76	ug/m3	TO-15
Dichlorodifluoromethane		0.99	0.99	0.084	ug/m3	TO-15
Ethanol		3.8	0.94	0.41	ug/m3	TO-15
4-Ethyltoluene		21	0.98	0.15	ug/m3	TO-15
Heptane		422	8.2	0.74	ug/m3	TO-15
Hexane		76.8	0.70	0.039	ug/m3	TO-15
Isopropyl Alcohol		1.2	0.49	0.16	ug/m3	TO-15
Methylene chloride		0.73	0.69	0.052	ug/m3	TO-15
Methyl ethyl ketone		13	0.59	0.12	ug/m3	TO-15
Propylene		58.6	0.86	0.027	ug/m3	TO-15
1,2,4-Trimethylbenzene		11	0.98	0.16	ug/m3	TO-15
1,3,5-Trimethylbenzene		16	0.98	0.17	ug/m3	TO-15
Tertiary Butyl Alcohol		2.8	0.61	0.042	ug/m3	TO-15
Tetrachloroethylene		2.8	0.27	0.21	ug/m3	TO-15
Toluene		51.6	0.75	0.053	ug/m3	TO-15
m,p-Xylene		91.2	0.87	0.15	ug/m3	TO-15
o-Xylene		45.2	0.87	0.074	ug/m3	TO-15

Summary of Hits

Job Number: JD36521
Account: Tetra Tech
Project: 2nd Avenue and 33-39th Street, Brooklyn, NY
Collected: 12/08/21

Lab Sample ID Analyte	Client Sample ID	Result/ Qual	RL	MDL	Units	Method
Xylenes (total)		136	0.87	0.074	ug/m3	TO-15
JD36521-2	**TT-SB-32SV**					
Acetone (2-Propanone)		5.2	0.20	0.11	ppbv	TO-15
Benzene		0.39	0.20	0.012	ppbv	TO-15
Carbon disulfide		1.9	0.20	0.024	ppbv	TO-15
Chloroethane		0.66	0.20	0.048	ppbv	TO-15
Chloroform		2.0	0.20	0.020	ppbv	TO-15
Chloromethane		0.59	0.20	0.015	ppbv	TO-15
Carbon tetrachloride		0.24	0.040	0.024	ppbv	TO-15
Cyclohexane		0.39	0.20	0.022	ppbv	TO-15
1,1-Dichloroethane		0.28	0.20	0.012	ppbv	TO-15
Dichlorodifluoromethane		0.29	0.20	0.017	ppbv	TO-15
o-Dichlorobenzene		0.14	0.040	0.022	ppbv	TO-15
Ethanol		1.6	0.50	0.22	ppbv	TO-15
Ethylbenzene		0.27	0.20	0.015	ppbv	TO-15
Ethyl Acetate		1.2	0.20	0.038	ppbv	TO-15
4-Ethyltoluene		0.55	0.20	0.030	ppbv	TO-15
Heptane		0.19 J	0.20	0.018	ppbv	TO-15
Hexane		0.32	0.20	0.011	ppbv	TO-15
Isopropyl Alcohol		0.36	0.20	0.065	ppbv	TO-15
Methylene chloride		0.25	0.20	0.015	ppbv	TO-15
Methyl ethyl ketone		2.3	0.20	0.042	ppbv	TO-15
Propylene		9.9	0.50	0.016	ppbv	TO-15
Styrene		0.21	0.20	0.019	ppbv	TO-15
1,1,1-Trichloroethane		3.9	0.10	0.033	ppbv	TO-15
1,2,4-Trimethylbenzene		0.53	0.20	0.033	ppbv	TO-15
1,3,5-Trimethylbenzene		0.15 J	0.20	0.034	ppbv	TO-15
2,2,4-Trimethylpentane		0.14 J	0.20	0.022	ppbv	TO-15
Tertiary Butyl Alcohol		1.2	0.20	0.014	ppbv	TO-15
Tetrachloroethylene		0.78	0.040	0.031	ppbv	TO-15
Tetrahydrofuran		0.12 J	0.20	0.050	ppbv	TO-15
Toluene		0.90	0.20	0.014	ppbv	TO-15
Trichloroethylene		0.13	0.040	0.019	ppbv	TO-15
Trichlorofluoromethane		0.17	0.10	0.028	ppbv	TO-15
m,p-Xylene		1.1	0.20	0.034	ppbv	TO-15
o-Xylene		0.50	0.20	0.017	ppbv	TO-15
Xylenes (total)		1.6	0.20	0.017	ppbv	TO-15
Acetone (2-Propanone)		12	0.48	0.26	ug/m3	TO-15
Benzene		1.2	0.64	0.038	ug/m3	TO-15
Carbon disulfide		5.9	0.62	0.075	ug/m3	TO-15
Chloroethane		1.7	0.53	0.13	ug/m3	TO-15
Chloroform		9.8	0.98	0.098	ug/m3	TO-15
Chloromethane		1.2	0.41	0.031	ug/m3	TO-15

Summary of Hits

Job Number: JD36521
Account: Tetra Tech
Project: 2nd Avenue and 33-39th Street, Brooklyn, NY
Collected: 12/08/21

Lab Sample ID Client Sample ID Analyte	Result/ Qual	RL	MDL	Units	Method
Carbon tetrachloride	1.5	0.25	0.15	ug/m3	TO-15
Cyclohexane	1.3	0.69	0.076	ug/m3	TO-15
1,1-Dichloroethane	1.1	0.81	0.049	ug/m3	TO-15
Dichlorodifluoromethane	1.4	0.99	0.084	ug/m3	TO-15
o-Dichlorobenzene	0.84	0.24	0.13	ug/m3	TO-15
Ethanol	3.0	0.94	0.41	ug/m3	TO-15
Ethylbenzene	1.2	0.87	0.065	ug/m3	TO-15
Ethyl Acetate	4.3	0.72	0.14	ug/m3	TO-15
4-Ethyltoluene	2.7	0.98	0.15	ug/m3	TO-15
Heptane	0.78 J	0.82	0.074	ug/m3	TO-15
Hexane	1.1	0.70	0.039	ug/m3	TO-15
Isopropyl Alcohol	0.88	0.49	0.16	ug/m3	TO-15
Methylene chloride	0.87	0.69	0.052	ug/m3	TO-15
Methyl ethyl ketone	6.8	0.59	0.12	ug/m3	TO-15
Propylene	17	0.86	0.027	ug/m3	TO-15
Styrene	0.89	0.85	0.081	ug/m3	TO-15
1,1,1-Trichloroethane	21	0.55	0.18	ug/m3	TO-15
1,2,4-Trimethylbenzene	2.6	0.98	0.16	ug/m3	TO-15
1,3,5-Trimethylbenzene	0.74 J	0.98	0.17	ug/m3	TO-15
2,2,4-Trimethylpentane	0.65 J	0.93	0.10	ug/m3	TO-15
Tertiary Butyl Alcohol	3.6	0.61	0.042	ug/m3	TO-15
Tetrachloroethylene	5.3	0.27	0.21	ug/m3	TO-15
Tetrahydrofuran	0.35 J	0.59	0.15	ug/m3	TO-15
Toluene	3.4	0.75	0.053	ug/m3	TO-15
Trichloroethylene	0.70	0.21	0.10	ug/m3	TO-15
Trichlorofluoromethane	0.96	0.56	0.16	ug/m3	TO-15
m,p-Xylene	4.8	0.87	0.15	ug/m3	TO-15
o-Xylene	2.2	0.87	0.074	ug/m3	TO-15
Xylenes (total)	6.9	0.87	0.074	ug/m3	TO-15
JD36521-3 TT-SB-25SV					
Acetone (2-Propanone)	23.9	0.20	0.11	ppbv	TO-15
Benzene	0.22	0.20	0.012	ppbv	TO-15
Carbon disulfide	0.51	0.20	0.024	ppbv	TO-15
Chloroform	0.10 J	0.20	0.020	ppbv	TO-15
Cyclohexane	2.3	0.20	0.022	ppbv	TO-15
Dichlorodifluoromethane	0.32	0.20	0.017	ppbv	TO-15
Ethanol	11.5	0.50	0.22	ppbv	TO-15
Ethylbenzene	0.14 J	0.20	0.015	ppbv	TO-15
Ethyl Acetate	2.3	0.20	0.038	ppbv	TO-15
4-Ethyltoluene	0.20	0.20	0.030	ppbv	TO-15
Heptane	0.42	0.20	0.018	ppbv	TO-15
Hexane	0.46	0.20	0.011	ppbv	TO-15
2-Hexanone	1.9	0.20	0.036	ppbv	TO-15

Summary of Hits

Job Number: JD36521
Account: Tetra Tech
Project: 2nd Avenue and 33-39th Street, Brooklyn, NY
Collected: 12/08/21

3

Lab Sample ID Client Sample ID Analyte	Result/ Qual	RL	MDL	Units	Method
Isopropyl Alcohol	2.6	0.20	0.065	ppbv	TO-15
Methylene chloride	0.23	0.20	0.015	ppbv	TO-15
Methyl ethyl ketone	23.8	0.20	0.042	ppbv	TO-15
Methyl Tert Butyl Ether	0.76	0.20	0.019	ppbv	TO-15
Propylene	6.3	0.50	0.016	ppbv	TO-15
Styrene	0.14 J	0.20	0.019	ppbv	TO-15
1,2,4-Trimethylbenzene	0.19 J	0.20	0.033	ppbv	TO-15
2,2,4-Trimethylpentane	0.14 J	0.20	0.022	ppbv	TO-15
Tertiary Butyl Alcohol	0.92	0.20	0.014	ppbv	TO-15
Tetrachloroethylene	1.2	0.040	0.031	ppbv	TO-15
Toluene	0.46	0.20	0.014	ppbv	TO-15
Trichloroethylene	2.2	0.040	0.019	ppbv	TO-15
Trichlorofluoromethane	0.18	0.10	0.028	ppbv	TO-15
m,p-Xylene	0.43	0.20	0.034	ppbv	TO-15
o-Xylene	0.21	0.20	0.017	ppbv	TO-15
Xylenes (total)	0.63	0.20	0.017	ppbv	TO-15
Acetone (2-Propanone)	56.8	0.48	0.26	ug/m3	TO-15
Benzene	0.70	0.64	0.038	ug/m3	TO-15
Carbon disulfide	1.6	0.62	0.075	ug/m3	TO-15
Chloroform	0.49 J	0.98	0.098	ug/m3	TO-15
Cyclohexane	7.9	0.69	0.076	ug/m3	TO-15
Dichlorodifluoromethane	1.6	0.99	0.084	ug/m3	TO-15
Ethanol	21.7	0.94	0.41	ug/m3	TO-15
Ethylbenzene	0.61 J	0.87	0.065	ug/m3	TO-15
Ethyl Acetate	8.3	0.72	0.14	ug/m3	TO-15
4-Ethyltoluene	0.98	0.98	0.15	ug/m3	TO-15
Heptane	1.7	0.82	0.074	ug/m3	TO-15
Hexane	1.6	0.70	0.039	ug/m3	TO-15
2-Hexanone	7.8	0.82	0.15	ug/m3	TO-15
Isopropyl Alcohol	6.4	0.49	0.16	ug/m3	TO-15
Methylene chloride	0.80	0.69	0.052	ug/m3	TO-15
Methyl ethyl ketone	70.2	0.59	0.12	ug/m3	TO-15
Methyl Tert Butyl Ether	2.7	0.72	0.069	ug/m3	TO-15
Propylene	11	0.86	0.027	ug/m3	TO-15
Styrene	0.60 J	0.85	0.081	ug/m3	TO-15
1,2,4-Trimethylbenzene	0.93 J	0.98	0.16	ug/m3	TO-15
2,2,4-Trimethylpentane	0.65 J	0.93	0.10	ug/m3	TO-15
Tertiary Butyl Alcohol	2.8	0.61	0.042	ug/m3	TO-15
Tetrachloroethylene	8.1	0.27	0.21	ug/m3	TO-15
Toluene	1.7	0.75	0.053	ug/m3	TO-15
Trichloroethylene	12	0.21	0.10	ug/m3	TO-15
Trichlorofluoromethane	1.0	0.56	0.16	ug/m3	TO-15
m,p-Xylene	1.9	0.87	0.15	ug/m3	TO-15
o-Xylene	0.91	0.87	0.074	ug/m3	TO-15
Xylenes (total)	2.7	0.87	0.074	ug/m3	TO-15

Summary of Hits

Job Number: JD36521
Account: Tetra Tech
Project: 2nd Avenue and 33-39th Street, Brooklyn, NY
Collected: 12/08/21

3

Lab Sample ID / Analyte	Client Sample ID	Result/ Qual	RL	MDL	Units	Method
JD36521-4	**TT-SB-24SV**					
Acetone (2-Propanone)		31.9	0.20	0.11	ppbv	TO-15
Benzene		0.97	0.20	0.012	ppbv	TO-15
Carbon disulfide		131	2.0	0.24	ppbv	TO-15
Chloromethane		0.20	0.20	0.015	ppbv	TO-15
Cyclohexane		16.4	0.20	0.022	ppbv	TO-15
Dichlorodifluoromethane		0.39	0.20	0.017	ppbv	TO-15
trans-1,2-Dichloroethylene		0.16 J	0.20	0.0073	ppbv	TO-15
cis-1,2-Dichloroethylene		1.5	0.040	0.012	ppbv	TO-15
Ethanol		5.6	0.50	0.22	ppbv	TO-15
Ethylbenzene		0.23	0.20	0.015	ppbv	TO-15
Ethyl Acetate		2.9	0.20	0.038	ppbv	TO-15
4-Ethyltoluene		0.43	0.20	0.030	ppbv	TO-15
Freon 114		0.16	0.10	0.019	ppbv	TO-15
Heptane		1.2	0.20	0.018	ppbv	TO-15
Hexane		1.5	0.20	0.011	ppbv	TO-15
2-Hexanone		3.3	0.20	0.036	ppbv	TO-15
Isopropyl Alcohol		0.50	0.20	0.065	ppbv	TO-15
Methylene chloride		0.65	0.20	0.015	ppbv	TO-15
Methyl ethyl ketone		31.5	0.20	0.042	ppbv	TO-15
Styrene		0.13 J	0.20	0.019	ppbv	TO-15
1,2,4-Trimethylbenzene		0.33	0.20	0.033	ppbv	TO-15
2,2,4-Trimethylpentane		16.2	0.20	0.022	ppbv	TO-15
Tertiary Butyl Alcohol		1.4	0.20	0.014	ppbv	TO-15
Tetrachloroethylene		0.69	0.040	0.031	ppbv	TO-15
Toluene		0.73	0.20	0.014	ppbv	TO-15
Trichlorofluoromethane		0.11	0.10	0.028	ppbv	TO-15
Vinyl chloride		0.34	0.040	0.022	ppbv	TO-15
m,p-Xylene		0.94	0.20	0.034	ppbv	TO-15
o-Xylene		0.40	0.20	0.017	ppbv	TO-15
Xylenes (total)		1.3	0.20	0.017	ppbv	TO-15
Acetone (2-Propanone)		75.8	0.48	0.26	ug/m3	TO-15
Benzene		3.1	0.64	0.038	ug/m3	TO-15
Carbon disulfide		408	6.2	0.75	ug/m3	TO-15
Chloromethane		0.41	0.41	0.031	ug/m3	TO-15
Cyclohexane		56.5	0.69	0.076	ug/m3	TO-15
Dichlorodifluoromethane		1.9	0.99	0.084	ug/m3	TO-15
trans-1,2-Dichloroethylene		0.63 J	0.79	0.029	ug/m3	TO-15
cis-1,2-Dichloroethylene		5.9	0.16	0.048	ug/m3	TO-15
Ethanol		11	0.94	0.41	ug/m3	TO-15
Ethylbenzene		1.0	0.87	0.065	ug/m3	TO-15
Ethyl Acetate		10	0.72	0.14	ug/m3	TO-15
4-Ethyltoluene		2.1	0.98	0.15	ug/m3	TO-15

Summary of Hits

Job Number: JD36521
Account: Tetra Tech
Project: 2nd Avenue and 33-39th Street, Brooklyn, NY
Collected: 12/08/21

Lab Sample ID Client Sample ID Analyte	Result/ Qual	RL	MDL	Units	Method
Freon 114	1.1	0.70	0.13	ug/m3	TO-15
Heptane	4.9	0.82	0.074	ug/m3	TO-15
Hexane	5.3	0.70	0.039	ug/m3	TO-15
2-Hexanone	13	0.82	0.15	ug/m3	TO-15
Isopropyl Alcohol	1.2	0.49	0.16	ug/m3	TO-15
Methylene chloride	2.3	0.69	0.052	ug/m3	TO-15
Methyl ethyl ketone	92.9	0.59	0.12	ug/m3	TO-15
Styrene	0.55 J	0.85	0.081	ug/m3	TO-15
1,2,4-Trimethylbenzene	1.6	0.98	0.16	ug/m3	TO-15
2,2,4-Trimethylpentane	75.7	0.93	0.10	ug/m3	TO-15
Tertiary Butyl Alcohol	4.2	0.61	0.042	ug/m3	TO-15
Tetrachloroethylene	4.7	0.27	0.21	ug/m3	TO-15
Toluene	2.8	0.75	0.053	ug/m3	TO-15
Trichlorofluoromethane	0.62	0.56	0.16	ug/m3	TO-15
Vinyl chloride	0.87	0.10	0.056	ug/m3	TO-15
m,p-Xylene	4.1	0.87	0.15	ug/m3	TO-15
o-Xylene	1.7	0.87	0.074	ug/m3	TO-15
Xylenes (total)	5.6	0.87	0.074	ug/m3	TO-15
JD36521-5 TT-SB-39SV					
Acetone (2-Propanone)	36.2	0.16	0.090	ppbv	TO-15
Benzene	14.2	0.16	0.0095	ppbv	TO-15
Carbon disulfide	153	8.0	0.94	ppbv	TO-15
Chloromethane	0.13 J	0.16	0.012	ppbv	TO-15
Cyclohexane	39.0	8.0	0.88	ppbv	TO-15
1,1-Dichloroethylene	1.0	0.032	0.013	ppbv	TO-15
Dichlorodifluoromethane	0.35	0.16	0.013	ppbv	TO-15
trans-1,2-Dichloroethylene	1.8	0.16	0.0058	ppbv	TO-15
cis-1,2-Dichloroethylene	1.2	0.032	0.0094	ppbv	TO-15
Ethanol	3.7	0.40	0.17	ppbv	TO-15
Ethylbenzene	0.66	0.16	0.012	ppbv	TO-15
Ethyl Acetate	4.2	0.16	0.030	ppbv	TO-15
Heptane	29.4	0.16	0.014	ppbv	TO-15
Hexane	58.5	8.0	0.42	ppbv	TO-15
Isopropyl Alcohol	0.56	0.16	0.052	ppbv	TO-15
Methylene chloride	0.31	0.16	0.012	ppbv	TO-15
Methyl ethyl ketone	27.7	0.16	0.034	ppbv	TO-15
Styrene	0.10 J	0.16	0.015	ppbv	TO-15
1,2,4-Trimethylbenzene	0.25	0.16	0.026	ppbv	TO-15
1,3,5-Trimethylbenzene	0.093 J	0.16	0.027	ppbv	TO-15
2,2,4-Trimethylpentane	12.5	0.16	0.017	ppbv	TO-15
Tertiary Butyl Alcohol	1.0	0.16	0.011	ppbv	TO-15
Tetrachloroethylene	0.74	0.032	0.025	ppbv	TO-15
Toluene	3.0	0.16	0.012	ppbv	TO-15

Summary of Hits

Job Number: JD36521
Account: Tetra Tech
Project: 2nd Avenue and 33-39th Street, Brooklyn, NY
Collected: 12/08/21

Lab Sample ID Client Sample ID Analyte	Result/ Qual	RL	MDL	Units	Method
Trichlorofluoromethane	0.081	0.080	0.022	ppbv	TO-15
Vinyl chloride	37.3	0.032	0.018	ppbv	TO-15
m,p-Xylene	1.5	0.16	0.027	ppbv	TO-15
Xylenes (total)	1.5	0.16	0.014	ppbv	TO-15
Acetone (2-Propanone)	86.0	0.38	0.21	ug/m3	TO-15
Benzene	45.4	0.51	0.030	ug/m3	TO-15
Carbon disulfide	476	25	2.9	ug/m3	TO-15
Chloromethane	0.27 J	0.33	0.025	ug/m3	TO-15
Cyclohexane	134	28	3.0	ug/m3	TO-15
1,1-Dichloroethylene	4.0	0.13	0.052	ug/m3	TO-15
Dichlorodifluoromethane	1.7	0.79	0.064	ug/m3	TO-15
trans-1,2-Dichloroethylene	7.1	0.63	0.023	ug/m3	TO-15
cis-1,2-Dichloroethylene	4.8	0.13	0.037	ug/m3	TO-15
Ethanol	7.0	0.75	0.32	ug/m3	TO-15
Ethylbenzene	2.9	0.69	0.052	ug/m3	TO-15
Ethyl Acetate	15	0.58	0.11	ug/m3	TO-15
Heptane	120	0.66	0.057	ug/m3	TO-15
Hexane	206	28	1.5	ug/m3	TO-15
Isopropyl Alcohol	1.4	0.39	0.13	ug/m3	TO-15
Methylene chloride	1.1	0.56	0.042	ug/m3	TO-15
Methyl ethyl ketone	81.7	0.47	0.10	ug/m3	TO-15
Styrene	0.43 J	0.68	0.064	ug/m3	TO-15
1,2,4-Trimethylbenzene	1.2	0.79	0.13	ug/m3	TO-15
1,3,5-Trimethylbenzene	0.46 J	0.79	0.13	ug/m3	TO-15
2,2,4-Trimethylpentane	58.4	0.75	0.079	ug/m3	TO-15
Tertiary Butyl Alcohol	3.0	0.49	0.033	ug/m3	TO-15
Tetrachloroethylene	5.0	0.22	0.17	ug/m3	TO-15
Toluene	11	0.60	0.045	ug/m3	TO-15
Trichlorofluoromethane	0.46	0.45	0.12	ug/m3	TO-15
Vinyl chloride	95.3	0.082	0.046	ug/m3	TO-15
m,p-Xylene	6.5	0.69	0.12	ug/m3	TO-15
Xylenes (total)	6.5	0.69	0.061	ug/m3	TO-15
JD36521-6 TT-SB-37SV					
Acetone (2-Propanone)	5.0	0.20	0.11	ppbv	TO-15
Benzene	1.3	0.20	0.012	ppbv	TO-15
Carbon disulfide	0.78	0.20	0.024	ppbv	TO-15
Chloroform	0.16 J	0.20	0.020	ppbv	TO-15
1,4-Dioxane	0.24	0.20	0.052	ppbv	TO-15
Dichlorodifluoromethane	0.42	0.20	0.017	ppbv	TO-15
Ethanol	2.6	0.50	0.22	ppbv	TO-15
Ethylbenzene	0.30	0.20	0.015	ppbv	TO-15
Ethyl Acetate	5.5	0.20	0.038	ppbv	TO-15
4-Ethyltoluene	0.56	0.20	0.030	ppbv	TO-15

Summary of Hits

Job Number: JD36521
Account: Tetra Tech
Project: 2nd Avenue and 33-39th Street, Brooklyn, NY
Collected: 12/08/21

3

Lab Sample ID Client Sample ID Analyte	Result/ Qual	RL	MDL	Units	Method
Freon 113	0.60	0.10	0.017	ppbv	TO-15
Heptane	0.30	0.20	0.018	ppbv	TO-15
Hexachlorobutadiene	0.15	0.090	0.046	ppbv	TO-15
Hexane	0.46	0.20	0.011	ppbv	TO-15
Isopropyl Alcohol	0.60	0.20	0.065	ppbv	TO-15
Methylene chloride	0.39	0.20	0.015	ppbv	TO-15
Methyl ethyl ketone	5.4	0.20	0.042	ppbv	TO-15
Styrene	0.17 J	0.20	0.019	ppbv	TO-15
1,2,4-Trichlorobenzene	0.13	0.10	0.089	ppbv	TO-15
1,2,4-Trimethylbenzene	0.47	0.20	0.033	ppbv	TO-15
1,3,5-Trimethylbenzene	0.16 J	0.20	0.034	ppbv	TO-15
2,2,4-Trimethylpentane	0.12 J	0.20	0.022	ppbv	TO-15
Tertiary Butyl Alcohol	1.1	0.20	0.014	ppbv	TO-15
Tetrachloroethylene	1.6	0.040	0.031	ppbv	TO-15
Tetrahydrofuran	4.7	0.20	0.050	ppbv	TO-15
Toluene	1.3	0.20	0.014	ppbv	TO-15
Trichloroethylene	0.27	0.040	0.019	ppbv	TO-15
Trichlorofluoromethane	3.5	0.10	0.028	ppbv	TO-15
m,p-Xylene	1.2	0.20	0.034	ppbv	TO-15
o-Xylene	0.43	0.20	0.017	ppbv	TO-15
Xylenes (total)	1.6	0.20	0.017	ppbv	TO-15
Acetone (2-Propanone)	12	0.48	0.26	ug/m3	TO-15
Benzene	4.2	0.64	0.038	ug/m3	TO-15
Carbon disulfide	2.4	0.62	0.075	ug/m3	TO-15
Chloroform	0.78 J	0.98	0.098	ug/m3	TO-15
1,4-Dioxane	0.86	0.72	0.19	ug/m3	TO-15
Dichlorodifluoromethane	2.1	0.99	0.084	ug/m3	TO-15
Ethanol	4.9	0.94	0.41	ug/m3	TO-15
Ethylbenzene	1.3	0.87	0.065	ug/m3	TO-15
Ethyl Acetate	20	0.72	0.14	ug/m3	TO-15
4-Ethyltoluene	2.8	0.98	0.15	ug/m3	TO-15
Freon 113	4.6	0.77	0.13	ug/m3	TO-15
Heptane	1.2	0.82	0.074	ug/m3	TO-15
Hexachlorobutadiene	1.6	0.96	0.49	ug/m3	TO-15
Hexane	1.6	0.70	0.039	ug/m3	TO-15
Isopropyl Alcohol	1.5	0.49	0.16	ug/m3	TO-15
Methylene chloride	1.4	0.69	0.052	ug/m3	TO-15
Methyl ethyl ketone	16	0.59	0.12	ug/m3	TO-15
Styrene	0.72 J	0.85	0.081	ug/m3	TO-15
1,2,4-Trichlorobenzene	0.97	0.74	0.66	ug/m3	TO-15
1,2,4-Trimethylbenzene	2.3	0.98	0.16	ug/m3	TO-15
1,3,5-Trimethylbenzene	0.79 J	0.98	0.17	ug/m3	TO-15
2,2,4-Trimethylpentane	0.56 J	0.93	0.10	ug/m3	TO-15
Tertiary Butyl Alcohol	3.3	0.61	0.042	ug/m3	TO-15
Tetrachloroethylene	11	0.27	0.21	ug/m3	TO-15

Summary of Hits

Job Number: JD36521
Account: Tetra Tech
Project: 2nd Avenue and 33-39th Street, Brooklyn, NY
Collected: 12/08/21

Lab Sample ID Client Sample ID Analyte	Result/ Qual	RL	MDL	Units	Method
Tetrahydrofuran	14	0.59	0.15	ug/m3	TO-15
Toluene	4.9	0.75	0.053	ug/m3	TO-15
Trichloroethylene	1.5	0.21	0.10	ug/m3	TO-15
Trichlorofluoromethane	20	0.56	0.16	ug/m3	TO-15
m,p-Xylene	5.2	0.87	0.15	ug/m3	TO-15
o-Xylene	1.9	0.87	0.074	ug/m3	TO-15
Xylenes (total)	6.9	0.87	0.074	ug/m3	TO-15
JD36521-7 TT-SB-A					
Acetone (2-Propanone)	1.8	0.16	0.090	ppbv	TO-15
Benzene	0.24	0.16	0.0095	ppbv	TO-15
Chloromethane	0.42	0.16	0.012	ppbv	TO-15
Cyclohexane	0.079 J	0.16	0.018	ppbv	TO-15
Dichlorodifluoromethane	0.36	0.16	0.013	ppbv	TO-15
Ethanol	5.9	0.40	0.17	ppbv	TO-15
Ethyl Acetate	18.1	0.16	0.030	ppbv	TO-15
Hexane	0.14 J	0.16	0.0085	ppbv	TO-15
Isopropyl Alcohol	0.89	0.16	0.052	ppbv	TO-15
Methylene chloride	0.24	0.16	0.012	ppbv	TO-15
Methyl ethyl ketone	0.14 J	0.16	0.034	ppbv	TO-15
2,2,4-Trimethylpentane	0.093 J	0.16	0.017	ppbv	TO-15
Tetrachloroethylene	0.053	0.032	0.025	ppbv	TO-15
Toluene	0.40	0.16	0.012	ppbv	TO-15
Trichlorofluoromethane	0.20	0.080	0.022	ppbv	TO-15
m,p-Xylene	0.21	0.16	0.027	ppbv	TO-15
Xylenes (total)	0.21	0.16	0.014	ppbv	TO-15
Acetone (2-Propanone)	4.3	0.38	0.21	ug/m3	TO-15
Benzene	0.77	0.51	0.030	ug/m3	TO-15
Chloromethane	0.87	0.33	0.025	ug/m3	TO-15
Cyclohexane	0.27 J	0.55	0.062	ug/m3	TO-15
Dichlorodifluoromethane	1.8	0.79	0.064	ug/m3	TO-15
Ethanol	11	0.75	0.32	ug/m3	TO-15
Ethyl Acetate	65.1	0.58	0.11	ug/m3	TO-15
Hexane	0.49 J	0.56	0.030	ug/m3	TO-15
Isopropyl Alcohol	2.2	0.39	0.13	ug/m3	TO-15
Methylene chloride	0.83	0.56	0.042	ug/m3	TO-15
Methyl ethyl ketone	0.41 J	0.47	0.10	ug/m3	TO-15
2,2,4-Trimethylpentane	0.43 J	0.75	0.079	ug/m3	TO-15
Tetrachloroethylene	0.36	0.22	0.17	ug/m3	TO-15
Toluene	1.5	0.60	0.045	ug/m3	TO-15
Trichlorofluoromethane	1.1	0.45	0.12	ug/m3	TO-15
m,p-Xylene	0.91	0.69	0.12	ug/m3	TO-15
Xylenes (total)	0.91	0.69	0.061	ug/m3	TO-15

Summary of Hits

Job Number: JD36521
Account: Tetra Tech
Project: 2nd Avenue and 33-39th Street, Brooklyn, NY
Collected: 12/08/21

Lab Sample ID Analyte	Client Sample ID	Result/ Qual	RL	MDL	Units	Method
JD36521-8	**TT-SB-19SV**					
Acetone (2-Propanone)		16.7	0.20	0.11	ppbv	TO-15
Carbon disulfide		0.11 J	0.20	0.024	ppbv	TO-15
Dichlorodifluoromethane		0.24	0.20	0.017	ppbv	TO-15
Ethanol		4.1	0.50	0.22	ppbv	TO-15
Ethylbenzene		0.12 J	0.20	0.015	ppbv	TO-15
Ethyl Acetate		1.1	0.20	0.038	ppbv	TO-15
4-Ethyltoluene		0.29	0.20	0.030	ppbv	TO-15
Freon 113		0.038 J	0.10	0.017	ppbv	TO-15
Heptane		0.50	0.20	0.018	ppbv	TO-15
Hexane		0.27	0.20	0.011	ppbv	TO-15
2-Hexanone		4.7	0.20	0.036	ppbv	TO-15
Isopropyl Alcohol		0.32	0.20	0.065	ppbv	TO-15
Methylene chloride		0.15 J	0.20	0.015	ppbv	TO-15
Methyl ethyl ketone		36.4	0.20	0.042	ppbv	TO-15
Propylene		5.9	0.50	0.016	ppbv	TO-15
Styrene		0.18 J	0.20	0.019	ppbv	TO-15
1,1,1-Trichloroethane		0.89	0.10	0.033	ppbv	TO-15
1,2,4-Trimethylbenzene		0.26	0.20	0.033	ppbv	TO-15
Tertiary Butyl Alcohol		0.94	0.20	0.014	ppbv	TO-15
Tetrachloroethylene		0.30	0.040	0.031	ppbv	TO-15
Toluene		0.40	0.20	0.014	ppbv	TO-15
Trichlorofluoromethane		0.11	0.10	0.028	ppbv	TO-15
m,p-Xylene		0.50	0.20	0.034	ppbv	TO-15
o-Xylene		0.20	0.20	0.017	ppbv	TO-15
Xylenes (total)		0.70	0.20	0.017	ppbv	TO-15
Acetone (2-Propanone)		39.7	0.48	0.26	ug/m3	TO-15
Carbon disulfide		0.34 J	0.62	0.075	ug/m3	TO-15
Dichlorodifluoromethane		1.2	0.99	0.084	ug/m3	TO-15
Ethanol		7.7	0.94	0.41	ug/m3	TO-15
Ethylbenzene		0.52 J	0.87	0.065	ug/m3	TO-15
Ethyl Acetate		4.0	0.72	0.14	ug/m3	TO-15
4-Ethyltoluene		1.4	0.98	0.15	ug/m3	TO-15
Freon 113		0.29 J	0.77	0.13	ug/m3	TO-15
Heptane		2.0	0.82	0.074	ug/m3	TO-15
Hexane		0.95	0.70	0.039	ug/m3	TO-15
2-Hexanone		19	0.82	0.15	ug/m3	TO-15
Isopropyl Alcohol		0.79	0.49	0.16	ug/m3	TO-15
Methylene chloride		0.52 J	0.69	0.052	ug/m3	TO-15
Methyl ethyl ketone		107	0.59	0.12	ug/m3	TO-15
Propylene		10	0.86	0.027	ug/m3	TO-15
Styrene		0.77 J	0.85	0.081	ug/m3	TO-15
1,1,1-Trichloroethane		4.9	0.55	0.18	ug/m3	TO-15
1,2,4-Trimethylbenzene		1.3	0.98	0.16	ug/m3	TO-15

Summary of Hits

Job Number: JD36521
Account: Tetra Tech
Project: 2nd Avenue and 33-39th Street, Brooklyn, NY
Collected: 12/08/21

3

Lab Sample ID Client Sample ID Analyte	Result/ Qual	RL	MDL	Units	Method
Tertiary Butyl Alcohol	2.8	0.61	0.042	ug/m3	TO-15
Tetrachloroethylene	2.0	0.27	0.21	ug/m3	TO-15
Toluene	1.5	0.75	0.053	ug/m3	TO-15
Trichlorofluoromethane	0.62	0.56	0.16	ug/m3	TO-15
m,p-Xylene	2.2	0.87	0.15	ug/m3	TO-15
o-Xylene	0.87	0.87	0.074	ug/m3	TO-15
Xylenes (total)	3.0	0.87	0.074	ug/m3	TO-15
JD36521-9 TT-SB-14SV					
Acetone (2-Propanone)	20.0	0.20	0.11	ppbv	TO-15
Benzene	0.73	0.20	0.012	ppbv	TO-15
Chloroform	0.18 J	0.20	0.020	ppbv	TO-15
1,1-Dichloroethane	0.15 J	0.20	0.012	ppbv	TO-15
1,4-Dioxane	0.30	0.20	0.052	ppbv	TO-15
Dichlorodifluoromethane	0.25	0.20	0.017	ppbv	TO-15
Ethanol	6.2	0.50	0.22	ppbv	TO-15
Ethylbenzene	0.32	0.20	0.015	ppbv	TO-15
Ethyl Acetate	1.1	0.20	0.038	ppbv	TO-15
4-Ethyltoluene	0.52	0.20	0.030	ppbv	TO-15
Heptane	0.87	0.20	0.018	ppbv	TO-15
Hexane	0.71	0.20	0.011	ppbv	TO-15
Isopropyl Alcohol	1.1	0.20	0.065	ppbv	TO-15
Methyl ethyl ketone	40.2	0.20	0.042	ppbv	TO-15
Propylene	9.6	0.50	0.016	ppbv	TO-15
Styrene	0.14 J	0.20	0.019	ppbv	TO-15
1,1,1-Trichloroethane	0.24	0.10	0.033	ppbv	TO-15
1,2,4-Trimethylbenzene	0.43	0.20	0.033	ppbv	TO-15
1,3,5-Trimethylbenzene	0.13 J	0.20	0.034	ppbv	TO-15
2,2,4-Trimethylpentane	0.23	0.20	0.022	ppbv	TO-15
Tertiary Butyl Alcohol	2.9	0.20	0.014	ppbv	TO-15
Tetrachloroethylene	0.85	0.040	0.031	ppbv	TO-15
Toluene	0.89	0.20	0.014	ppbv	TO-15
Trichlorofluoromethane	0.097 J	0.10	0.028	ppbv	TO-15
m,p-Xylene	1.1	0.20	0.034	ppbv	TO-15
o-Xylene	0.47	0.20	0.017	ppbv	TO-15
Xylenes (total)	1.6	0.20	0.017	ppbv	TO-15
Acetone (2-Propanone)	47.5	0.48	0.26	ug/m3	TO-15
Benzene	2.3	0.64	0.038	ug/m3	TO-15
Chloroform	0.88 J	0.98	0.098	ug/m3	TO-15
1,1-Dichloroethane	0.61 J	0.81	0.049	ug/m3	TO-15
1,4-Dioxane	1.1	0.72	0.19	ug/m3	TO-15
Dichlorodifluoromethane	1.2	0.99	0.084	ug/m3	TO-15
Ethanol	12	0.94	0.41	ug/m3	TO-15
Ethylbenzene	1.4	0.87	0.065	ug/m3	TO-15

Summary of Hits

Job Number: JD36521
Account: Tetra Tech
Project: 2nd Avenue and 33-39th Street, Brooklyn, NY
Collected: 12/08/21

3

Lab Sample ID Client Sample ID Analyte	Result/ Qual	RL	MDL	Units	Method
Ethyl Acetate	4.0	0.72	0.14	ug/m3	TO-15
4-Ethyltoluene	2.6	0.98	0.15	ug/m3	TO-15
Heptane	3.6	0.82	0.074	ug/m3	TO-15
Hexane	2.5	0.70	0.039	ug/m3	TO-15
Isopropyl Alcohol	2.7	0.49	0.16	ug/m3	TO-15
Methyl ethyl ketone	119	0.59	0.12	ug/m3	TO-15
Propylene	16	0.86	0.027	ug/m3	TO-15
Styrene	0.60 J	0.85	0.081	ug/m3	TO-15
1,1,1-Trichloroethane	1.3	0.55	0.18	ug/m3	TO-15
1,2,4-Trimethylbenzene	2.1	0.98	0.16	ug/m3	TO-15
1,3,5-Trimethylbenzene	0.64 J	0.98	0.17	ug/m3	TO-15
2,2,4-Trimethylpentane	1.1	0.93	0.10	ug/m3	TO-15
Tertiary Butyl Alcohol	8.8	0.61	0.042	ug/m3	TO-15
Tetrachloroethylene	5.8	0.27	0.21	ug/m3	TO-15
Toluene	3.4	0.75	0.053	ug/m3	TO-15
Trichlorofluoromethane	0.55 J	0.56	0.16	ug/m3	TO-15
m,p-Xylene	4.8	0.87	0.15	ug/m3	TO-15
o-Xylene	2.0	0.87	0.074	ug/m3	TO-15
Xylenes (total)	6.9	0.87	0.074	ug/m3	TO-15
JD36521-10 TT-SB-16SV					
Acetone (2-Propanone)	17.5	0.20	0.11	ppbv	TO-15
Benzene	1.0	0.20	0.012	ppbv	TO-15
Carbon disulfide	5.5	0.20	0.024	ppbv	TO-15
Chloroform	0.35	0.20	0.020	ppbv	TO-15
Chloromethane	0.096 J	0.20	0.015	ppbv	TO-15
Cyclohexane	0.55	0.20	0.022	ppbv	TO-15
Dichlorodifluoromethane	0.32	0.20	0.017	ppbv	TO-15
Ethanol	4.1	0.50	0.22	ppbv	TO-15
Ethylbenzene	0.22	0.20	0.015	ppbv	TO-15
Ethyl Acetate	1.2	0.20	0.038	ppbv	TO-15
4-Ethyltoluene	0.34	0.20	0.030	ppbv	TO-15
Heptane	0.89	0.20	0.018	ppbv	TO-15
Hexane	1.2	0.20	0.011	ppbv	TO-15
2-Hexanone	5.5	0.20	0.036	ppbv	TO-15
Isopropyl Alcohol	0.38	0.20	0.065	ppbv	TO-15
Methyl ethyl ketone	41.1	0.20	0.042	ppbv	TO-15
Propylene	15.8	0.50	0.016	ppbv	TO-15
Styrene	0.22	0.20	0.019	ppbv	TO-15
1,1,1-Trichloroethane	0.63	0.10	0.033	ppbv	TO-15
1,2,4-Trimethylbenzene	0.27	0.20	0.033	ppbv	TO-15
2,2,4-Trimethylpentane	0.31	0.20	0.022	ppbv	TO-15
Tertiary Butyl Alcohol	1.5	0.20	0.014	ppbv	TO-15
Tetrachloroethylene	0.85	0.040	0.031	ppbv	TO-15

Summary of Hits

Job Number: JD36521
Account: Tetra Tech
Project: 2nd Avenue and 33-39th Street, Brooklyn, NY
Collected: 12/08/21

Lab Sample ID Client Sample ID Analyte	Result/ Qual	RL	MDL	Units	Method
Toluene	1.3	0.20	0.014	ppbv	TO-15
Trichloroethylene	0.19	0.040	0.019	ppbv	TO-15
Trichlorofluoromethane	0.24	0.10	0.028	ppbv	TO-15
m,p-Xylene	0.76	0.20	0.034	ppbv	TO-15
o-Xylene	0.31	0.20	0.017	ppbv	TO-15
Xylenes (total)	1.1	0.20	0.017	ppbv	TO-15
Acetone (2-Propanone)	41.6	0.48	0.26	ug/m3	TO-15
Benzene	3.2	0.64	0.038	ug/m3	TO-15
Carbon disulfide	17	0.62	0.075	ug/m3	TO-15
Chloroform	1.7	0.98	0.098	ug/m3	TO-15
Chloromethane	0.20 J	0.41	0.031	ug/m3	TO-15
Cyclohexane	1.9	0.69	0.076	ug/m3	TO-15
Dichlorodifluoromethane	1.6	0.99	0.084	ug/m3	TO-15
Ethanol	7.7	0.94	0.41	ug/m3	TO-15
Ethylbenzene	0.96	0.87	0.065	ug/m3	TO-15
Ethyl Acetate	4.3	0.72	0.14	ug/m3	TO-15
4-Ethyltoluene	1.7	0.98	0.15	ug/m3	TO-15
Heptane	3.6	0.82	0.074	ug/m3	TO-15
Hexane	4.2	0.70	0.039	ug/m3	TO-15
2-Hexanone	22	0.82	0.15	ug/m3	TO-15
Isopropyl Alcohol	0.93	0.49	0.16	ug/m3	TO-15
Methyl ethyl ketone	121	0.59	0.12	ug/m3	TO-15
Propylene	27.1	0.86	0.027	ug/m3	TO-15
Styrene	0.94	0.85	0.081	ug/m3	TO-15
1,1,1-Trichloroethane	3.4	0.55	0.18	ug/m3	TO-15
1,2,4-Trimethylbenzene	1.3	0.98	0.16	ug/m3	TO-15
2,2,4-Trimethylpentane	1.4	0.93	0.10	ug/m3	TO-15
Tertiary Butyl Alcohol	4.5	0.61	0.042	ug/m3	TO-15
Tetrachloroethylene	5.8	0.27	0.21	ug/m3	TO-15
Toluene	4.9	0.75	0.053	ug/m3	TO-15
Trichloroethylene	1.0	0.21	0.10	ug/m3	TO-15
Trichlorofluoromethane	1.3	0.56	0.16	ug/m3	TO-15
m,p-Xylene	3.3	0.87	0.15	ug/m3	TO-15
o-Xylene	1.3	0.87	0.074	ug/m3	TO-15
Xylenes (total)	4.8	0.87	0.074	ug/m3	TO-15
JD36521-11 TT-SB-36SV					
Acetone (2-Propanone)	11.0	0.20	0.11	ppbv	TO-15
Benzene	0.59	0.20	0.012	ppbv	TO-15
Carbon disulfide	0.51	0.20	0.024	ppbv	TO-15
Chloroform	0.40	0.20	0.020	ppbv	TO-15
Cyclohexane	0.16 J	0.20	0.022	ppbv	TO-15
1,1-Dichloroethane	0.98	0.20	0.012	ppbv	TO-15
Dichlorodifluoromethane	0.27	0.20	0.017	ppbv	TO-15

Summary of Hits

Job Number: JD36521
Account: Tetra Tech
Project: 2nd Avenue and 33-39th Street, Brooklyn, NY
Collected: 12/08/21

Lab Sample ID Client Sample ID Analyte	Result/ Qual	RL	MDL	Units	Method
Ethanol	2.8	0.50	0.22	ppbv	TO-15
Ethylbenzene	0.20	0.20	0.015	ppbv	TO-15
Ethyl Acetate	1.4	0.20	0.038	ppbv	TO-15
4-Ethyltoluene	0.47	0.20	0.030	ppbv	TO-15
Heptane	0.38	0.20	0.018	ppbv	TO-15
Hexane	0.40	0.20	0.011	ppbv	TO-15
2-Hexanone	3.3	0.20	0.036	ppbv	TO-15
Isopropyl Alcohol	0.35	0.20	0.065	ppbv	TO-15
Methyl ethyl ketone	24.4	0.20	0.042	ppbv	TO-15
Styrene	0.13 J	0.20	0.019	ppbv	TO-15
1,1,1-Trichloroethane	0.57	0.10	0.033	ppbv	TO-15
1,2,4-Trimethylbenzene	0.54	0.20	0.033	ppbv	TO-15
1,3,5-Trimethylbenzene	0.21	0.20	0.034	ppbv	TO-15
Tertiary Butyl Alcohol	0.94	0.20	0.014	ppbv	TO-15
Tetrachloroethylene	0.28	0.040	0.031	ppbv	TO-15
Toluene	0.55	0.20	0.014	ppbv	TO-15
Trichlorofluoromethane	0.20	0.10	0.028	ppbv	TO-15
m,p-Xylene	0.71	0.20	0.034	ppbv	TO-15
o-Xylene	0.32	0.20	0.017	ppbv	TO-15
Xylenes (total)	1.0	0.20	0.017	ppbv	TO-15
Acetone (2-Propanone)	26.1	0.48	0.26	ug/m3	TO-15
Benzene	1.9	0.64	0.038	ug/m3	TO-15
Carbon disulfide	1.6	0.62	0.075	ug/m3	TO-15
Chloroform	2.0	0.98	0.098	ug/m3	TO-15
Cyclohexane	0.55 J	0.69	0.076	ug/m3	TO-15
1,1-Dichloroethane	4.0	0.81	0.049	ug/m3	TO-15
Dichlorodifluoromethane	1.3	0.99	0.084	ug/m3	TO-15
Ethanol	5.3	0.94	0.41	ug/m3	TO-15
Ethylbenzene	0.87	0.87	0.065	ug/m3	TO-15
Ethyl Acetate	5.0	0.72	0.14	ug/m3	TO-15
4-Ethyltoluene	2.3	0.98	0.15	ug/m3	TO-15
Heptane	1.6	0.82	0.074	ug/m3	TO-15
Hexane	1.4	0.70	0.039	ug/m3	TO-15
2-Hexanone	13	0.82	0.15	ug/m3	TO-15
Isopropyl Alcohol	0.86	0.49	0.16	ug/m3	TO-15
Methyl ethyl ketone	72.0	0.59	0.12	ug/m3	TO-15
Styrene	0.55 J	0.85	0.081	ug/m3	TO-15
1,1,1-Trichloroethane	3.1	0.55	0.18	ug/m3	TO-15
1,2,4-Trimethylbenzene	2.7	0.98	0.16	ug/m3	TO-15
1,3,5-Trimethylbenzene	1.0	0.98	0.17	ug/m3	TO-15
Tertiary Butyl Alcohol	2.8	0.61	0.042	ug/m3	TO-15
Tetrachloroethylene	1.9	0.27	0.21	ug/m3	TO-15
Toluene	2.1	0.75	0.053	ug/m3	TO-15
Trichlorofluoromethane	1.1	0.56	0.16	ug/m3	TO-15
m,p-Xylene	3.1	0.87	0.15	ug/m3	TO-15

Summary of Hits

Job Number: JD36521
Account: Tetra Tech
Project: 2nd Avenue and 33-39th Street, Brooklyn, NY
Collected: 12/08/21

3

Lab Sample ID Client Sample ID Analyte	Result/ Qual	RL	MDL	Units	Method
o-Xylene	1.4	0.87	0.074	ug/m3	TO-15
Xylenes (total)	4.3	0.87	0.074	ug/m3	TO-15
JD36521-12 TT-SB-02SV					
Acetone (2-Propanone)	1.6	0.20	0.11	ppbv	TO-15
Benzene	2.4	0.20	0.012	ppbv	TO-15
Carbon disulfide	0.12 J	0.20	0.024	ppbv	TO-15
Chloroform	0.26	0.20	0.020	ppbv	TO-15
Cyclohexane	0.11 J	0.20	0.022	ppbv	TO-15
Dichlorodifluoromethane	0.19 J	0.20	0.017	ppbv	TO-15
Ethanol	1.2	0.50	0.22	ppbv	TO-15
Ethylbenzene	0.19 J	0.20	0.015	ppbv	TO-15
Ethyl Acetate	1.1	0.20	0.038	ppbv	TO-15
4-Ethyltoluene	0.44	0.20	0.030	ppbv	TO-15
Heptane	0.12 J	0.20	0.018	ppbv	TO-15
Hexane	0.28	0.20	0.011	ppbv	TO-15
2-Hexanone	0.47	0.20	0.036	ppbv	TO-15
Isopropyl Alcohol	0.19 J	0.20	0.065	ppbv	TO-15
Methylene chloride	0.20	0.20	0.015	ppbv	TO-15
Methyl ethyl ketone	1.7	0.20	0.042	ppbv	TO-15
Styrene	0.20	0.20	0.019	ppbv	TO-15
1,1,1-Trichloroethane	0.21	0.10	0.033	ppbv	TO-15
1,2,4-Trimethylbenzene	0.40	0.20	0.033	ppbv	TO-15
1,3,5-Trimethylbenzene	0.11 J	0.20	0.034	ppbv	TO-15
Tertiary Butyl Alcohol	0.24	0.20	0.014	ppbv	TO-15
Tetrachloroethylene	0.43	0.040	0.031	ppbv	TO-15
Toluene	0.53	0.20	0.014	ppbv	TO-15
m,p-Xylene	0.67	0.20	0.034	ppbv	TO-15
o-Xylene	0.27	0.20	0.017	ppbv	TO-15
Xylenes (total)	0.94	0.20	0.017	ppbv	TO-15
Acetone (2-Propanone)	3.8	0.48	0.26	ug/m3	TO-15
Benzene	7.7	0.64	0.038	ug/m3	TO-15
Carbon disulfide	0.37 J	0.62	0.075	ug/m3	TO-15
Chloroform	1.3	0.98	0.098	ug/m3	TO-15
Cyclohexane	0.38 J	0.69	0.076	ug/m3	TO-15
Dichlorodifluoromethane	0.94 J	0.99	0.084	ug/m3	TO-15
Ethanol	2.3	0.94	0.41	ug/m3	TO-15
Ethylbenzene	0.83 J	0.87	0.065	ug/m3	TO-15
Ethyl Acetate	4.0	0.72	0.14	ug/m3	TO-15
4-Ethyltoluene	2.2	0.98	0.15	ug/m3	TO-15
Heptane	0.49 J	0.82	0.074	ug/m3	TO-15
Hexane	0.99	0.70	0.039	ug/m3	TO-15
2-Hexanone	1.9	0.82	0.15	ug/m3	TO-15
Isopropyl Alcohol	0.47 J	0.49	0.16	ug/m3	TO-15

Summary of Hits

Job Number: JD36521
Account: Tetra Tech
Project: 2nd Avenue and 33-39th Street, Brooklyn, NY
Collected: 12/08/21

Lab Sample ID Client Sample ID Analyte	Result/ Qual	RL	MDL	Units	Method
Methylene chloride	0.69	0.69	0.052	ug/m3	TO-15
Methyl ethyl ketone	5.0	0.59	0.12	ug/m3	TO-15
Styrene	0.85	0.85	0.081	ug/m3	TO-15
1,1,1-Trichloroethane	1.1	0.55	0.18	ug/m3	TO-15
1,2,4-Trimethylbenzene	2.0	0.98	0.16	ug/m3	TO-15
1,3,5-Trimethylbenzene	0.54 J	0.98	0.17	ug/m3	TO-15
Tertiary Butyl Alcohol	0.73	0.61	0.042	ug/m3	TO-15
Tetrachloroethylene	2.9	0.27	0.21	ug/m3	TO-15
Toluene	2.0	0.75	0.053	ug/m3	TO-15
m,p-Xylene	2.9	0.87	0.15	ug/m3	TO-15
o-Xylene	1.2	0.87	0.074	ug/m3	TO-15
Xylenes (total)	4.1	0.87	0.074	ug/m3	TO-15
JD36521-13 TT-SB-17SV					
Acetone (2-Propanone)	2.0	0.20	0.11	ppbv	TO-15
Benzene	0.94	0.20	0.012	ppbv	TO-15
Carbon disulfide	1.3	0.20	0.024	ppbv	TO-15
Chloroform	5.0	0.20	0.020	ppbv	TO-15
Cyclohexane	0.60	0.20	0.022	ppbv	TO-15
1,1-Dichloroethane	1.6	0.20	0.012	ppbv	TO-15
Dichlorodifluoromethane	0.25	0.20	0.017	ppbv	TO-15
Ethanol	2.1	0.50	0.22	ppbv	TO-15
Ethylbenzene	0.33	0.20	0.015	ppbv	TO-15
4-Ethyltoluene	0.53	0.20	0.030	ppbv	TO-15
Heptane	0.23	0.20	0.018	ppbv	TO-15
Hexane	0.48	0.20	0.011	ppbv	TO-15
Isopropyl Alcohol	0.46	0.20	0.065	ppbv	TO-15
Methyl ethyl ketone	2.9	0.20	0.042	ppbv	TO-15
Propylene	3.0	0.50	0.016	ppbv	TO-15
Styrene	0.27	0.20	0.019	ppbv	TO-15
1,1,1-Trichloroethane	5.3	0.10	0.033	ppbv	TO-15
1,2,4-Trimethylbenzene	0.45	0.20	0.033	ppbv	TO-15
1,3,5-Trimethylbenzene	0.12 J	0.20	0.034	ppbv	TO-15
2,2,4-Trimethylpentane	0.37	0.20	0.022	ppbv	TO-15
Tertiary Butyl Alcohol	0.70	0.20	0.014	ppbv	TO-15
Tetrachloroethylene	0.75	0.040	0.031	ppbv	TO-15
Tetrahydrofuran	0.26	0.20	0.050	ppbv	TO-15
Toluene	1.4	0.20	0.014	ppbv	TO-15
Trichlorofluoromethane	0.16	0.10	0.028	ppbv	TO-15
m,p-Xylene	1.1	0.20	0.034	ppbv	TO-15
o-Xylene	0.43	0.20	0.017	ppbv	TO-15
Xylenes (total)	1.5	0.20	0.017	ppbv	TO-15
Acetone (2-Propanone)	4.8	0.48	0.26	ug/m3	TO-15
Benzene	3.0	0.64	0.038	ug/m3	TO-15

Summary of Hits

Job Number: JD36521
Account: Tetra Tech
Project: 2nd Avenue and 33-39th Street, Brooklyn, NY
Collected: 12/08/21

3

Lab Sample ID Client Sample ID Analyte	Result/ Qual	RL	MDL	Units	Method
Carbon disulfide	4.0	0.62	0.075	ug/m3	TO-15
Chloroform	24	0.98	0.098	ug/m3	TO-15
Cyclohexane	2.1	0.69	0.076	ug/m3	TO-15
1,1-Dichloroethane	6.5	0.81	0.049	ug/m3	TO-15
Dichlorodifluoromethane	1.2	0.99	0.084	ug/m3	TO-15
Ethanol	4.0	0.94	0.41	ug/m3	TO-15
Ethylbenzene	1.4	0.87	0.065	ug/m3	TO-15
4-Ethyltoluene	2.6	0.98	0.15	ug/m3	TO-15
Heptane	0.94	0.82	0.074	ug/m3	TO-15
Hexane	1.7	0.70	0.039	ug/m3	TO-15
Isopropyl Alcohol	1.1	0.49	0.16	ug/m3	TO-15
Methyl ethyl ketone	8.6	0.59	0.12	ug/m3	TO-15
Propylene	5.2	0.86	0.027	ug/m3	TO-15
Styrene	1.1	0.85	0.081	ug/m3	TO-15
1,1,1-Trichloroethane	29	0.55	0.18	ug/m3	TO-15
1,2,4-Trimethylbenzene	2.2	0.98	0.16	ug/m3	TO-15
1,3,5-Trimethylbenzene	0.59 J	0.98	0.17	ug/m3	TO-15
2,2,4-Trimethylpentane	1.7	0.93	0.10	ug/m3	TO-15
Tertiary Butyl Alcohol	2.1	0.61	0.042	ug/m3	TO-15
Tetrachloroethylene	5.1	0.27	0.21	ug/m3	TO-15
Tetrahydrofuran	0.77	0.59	0.15	ug/m3	TO-15
Toluene	5.3	0.75	0.053	ug/m3	TO-15
Trichlorofluoromethane	0.90	0.56	0.16	ug/m3	TO-15
m,p-Xylene	4.8	0.87	0.15	ug/m3	TO-15
o-Xylene	1.9	0.87	0.074	ug/m3	TO-15
Xylenes (total)	6.5	0.87	0.074	ug/m3	TO-15
JD36521-14 TT-SB-21SV					
Acetone (2-Propanone)	5.2	0.36	0.20	ppbv	TO-15
Benzene	0.90	0.36	0.021	ppbv	TO-15
Chloromethane	0.36	0.36	0.027	ppbv	TO-15
Cyclohexane	3.1	0.36	0.039	ppbv	TO-15
Dichlorodifluoromethane	0.31 J	0.36	0.030	ppbv	TO-15
Ethanol	7.6	0.90	0.39	ppbv	TO-15
Ethylbenzene	0.096 J	0.36	0.027	ppbv	TO-15
Ethyl Acetate	8.3	0.36	0.067	ppbv	TO-15
Heptane	0.85	0.36	0.031	ppbv	TO-15
Hexane	2.2	0.36	0.019	ppbv	TO-15
Isopropyl Alcohol	0.74	0.36	0.12	ppbv	TO-15
Methyl ethyl ketone	1.0	0.36	0.075	ppbv	TO-15
Toluene	0.62	0.36	0.026	ppbv	TO-15
Trichlorofluoromethane	0.20	0.18	0.050	ppbv	TO-15
m,p-Xylene	0.30 J	0.36	0.061	ppbv	TO-15
Xylenes (total)	0.30 J	0.36	0.030	ppbv	TO-15

Summary of Hits

Job Number: JD36521
Account: Tetra Tech
Project: 2nd Avenue and 33-39th Street, Brooklyn, NY
Collected: 12/08/21

3

Lab Sample ID Client Sample ID Analyte	Result/ Qual	RL	MDL	Units	Method
Acetone (2-Propanone)	12	0.86	0.48	ug/m3	TO-15
Benzene	2.9	1.2	0.067	ug/m3	TO-15
Chloromethane	0.74	0.74	0.056	ug/m3	TO-15
Cyclohexane	11	1.2	0.13	ug/m3	TO-15
Dichlorodifluoromethane	1.5 J	1.8	0.15	ug/m3	TO-15
Ethanol	14	1.7	0.73	ug/m3	TO-15
Ethylbenzene	0.42 J	1.6	0.12	ug/m3	TO-15
Ethyl Acetate	30	1.3	0.24	ug/m3	TO-15
Heptane	3.5	1.5	0.13	ug/m3	TO-15
Hexane	7.8	1.3	0.067	ug/m3	TO-15
Isopropyl Alcohol	1.8	0.88	0.29	ug/m3	TO-15
Methyl ethyl ketone	2.9	1.1	0.22	ug/m3	TO-15
Toluene	2.3	1.4	0.098	ug/m3	TO-15
Trichlorofluoromethane	1.1	1.0	0.28	ug/m3	TO-15
m,p-Xylene	1.3 J	1.6	0.26	ug/m3	TO-15
Xylenes (total)	1.3 J	1.6	0.13	ug/m3	TO-15

Sample Results

Report of Analysis

Report of Analysis

Client Sample ID:	TT-SB-33SV		
Lab Sample ID:	JD36521-1	**Date Sampled:**	12/08/21
Matrix:	AIR - Soil Vapor Comp. Summa ID: A1363	**Date Received:**	12/09/21
Method:	TO-15	**Percent Solids:**	n/a
Project:	2nd Avenue and 33-39th Street, Brooklyn, NY		

	File ID	DF	Analyzed	By	Prep Date	Prep Batch	Analytical Batch
Run #1	5W46819.D	1	12/14/21 22:21	DFT	n/a	n/a	V5W1936
Run #2	5W46840.D	1	12/15/21 17:26	DFT	n/a	n/a	V5W1937

	Initial Volume
Run #1	400 ml
Run #2	40.0 ml

VOA TO15 List

CAS No.	MW	Compound	Result	RL	MDL	Units	Q	Result	RL	MDL	Units
67-64-1	58.08	Acetone (2-Propanone)	20.7	0.20	0.11	ppbv		49.2	0.48	0.26	ug/m3
106-99-0	54.09	1,3-Butadiene	ND	0.20	0.046	ppbv		ND	0.44	0.10	ug/m3
71-43-2	78.11	Benzene	1.6	0.20	0.012	ppbv		5.1	0.64	0.038	ug/m3
75-27-4	163.8	Bromodichloromethane	ND	0.10	0.027	ppbv		ND	0.67	0.18	ug/m3
75-25-2	252.8	Bromoform	ND	0.040	0.037	ppbv		ND	0.41	0.38	ug/m3
74-83-9	94.94	Bromomethane	ND	0.20	0.022	ppbv		ND	0.78	0.085	ug/m3
593-60-2	106.9	Bromoethene	ND	0.20	0.022	ppbv		ND	0.87	0.096	ug/m3
100-44-7	126	Benzyl Chloride	ND	0.20	0.057	ppbv		ND	1.0	0.29	ug/m3
75-15-0	76.14	Carbon disulfide	25.7	0.20	0.024	ppbv		80.0	0.62	0.075	ug/m3
108-90-7	112.6	Chlorobenzene	ND	0.20	0.026	ppbv		ND	0.92	0.12	ug/m3
75-00-3	64.52	Chloroethane	ND	0.20	0.048	ppbv		ND	0.53	0.13	ug/m3
67-66-3	119.4	Chloroform	ND	0.20	0.020	ppbv		ND	0.98	0.098	ug/m3
74-87-3	50.49	Chloromethane	0.15	0.20	0.015	ppbv	J	0.31	0.41	0.031	ug/m3
107-05-1	76.53	3-Chloropropene	ND	0.20	0.040	ppbv		ND	0.63	0.13	ug/m3
95-49-8	126.6	2-Chlorotoluene	ND	0.20	0.025	ppbv		ND	1.0	0.13	ug/m3
56-23-5	153.8	Carbon tetrachloride	ND	0.040	0.024	ppbv		ND	0.25	0.15	ug/m3
110-82-7	84.16	Cyclohexane	108 [a]	2.0	0.22	ppbv		372 [a]	6.9	0.76	ug/m3
75-34-3	98.96	1,1-Dichloroethane	ND	0.20	0.012	ppbv		ND	0.81	0.049	ug/m3
75-35-4	96.94	1,1-Dichloroethylene	ND	0.040	0.017	ppbv		ND	0.16	0.067	ug/m3
106-93-4	187.9	1,2-Dibromoethane (EDB)	ND	0.10	0.018	ppbv		ND	0.77	0.14	ug/m3
107-06-2	98.96	1,2-Dichloroethane	ND	0.20	0.021	ppbv		ND	0.81	0.085	ug/m3
78-87-5	113	1,2-Dichloropropane	ND	0.20	0.019	ppbv		ND	0.92	0.088	ug/m3
123-91-1	88.12	1,4-Dioxane	ND	0.20	0.052	ppbv		ND	0.72	0.19	ug/m3
75-71-8	120.9	Dichlorodifluoromethane	0.20	0.20	0.017	ppbv		0.99	0.99	0.084	ug/m3
124-48-1	208.3	Dibromochloromethane	ND	0.10	0.033	ppbv		ND	0.85	0.28	ug/m3
156-60-5	96.94	trans-1,2-Dichloroethylene	ND	0.20	0.0073	ppbv		ND	0.79	0.029	ug/m3
156-59-2	96.94	cis-1,2-Dichloroethylene	ND	0.040	0.012	ppbv		ND	0.16	0.048	ug/m3
10061-01-5	111	cis-1,3-Dichloropropene	ND	0.20	0.020	ppbv		ND	0.91	0.091	ug/m3
541-73-1	147	m-Dichlorobenzene	ND	0.10	0.019	ppbv		ND	0.60	0.11	ug/m3
95-50-1	147	o-Dichlorobenzene	ND	0.040	0.022	ppbv		ND	0.24	0.13	ug/m3
106-46-7	147	p-Dichlorobenzene	ND	0.10	0.018	ppbv		ND	0.60	0.11	ug/m3
10061-02-6	111	trans-1,3-Dichloropropene	ND	0.20	0.020	ppbv		ND	0.91	0.091	ug/m3

ND = Not detected MDL = Method Detection Limit J = Indicates an estimated value
RL = Reporting Limit B = Indicates analyte found in associated method blank
E = Indicates value exceeds calibration range N = Indicates presumptive evidence of a compound

Report of Analysis

Client Sample ID:	TT-SB-33SV		
Lab Sample ID:	JD36521-1	**Date Sampled:**	12/08/21
Matrix:	AIR - Soil Vapor Comp. Summa ID: A1363	**Date Received:**	12/09/21
Method:	TO-15	**Percent Solids:**	n/a
Project:	2nd Avenue and 33-39th Street, Brooklyn, NY		

VOA TO15 List

CAS No.	MW	Compound	Result	RL	MDL	Units	Q	Result	RL	MDL	Units
64-17-5	46.07	Ethanol	2.0	0.50	0.22	ppbv		3.8	0.94	0.41	ug/m3
100-41-4	106.2	Ethylbenzene	ND	0.20	0.015	ppbv		ND	0.87	0.065	ug/m3
141-78-6	88	Ethyl Acetate	ND	0.20	0.038	ppbv		ND	0.72	0.14	ug/m3
622-96-8	120.19	4-Ethyltoluene	4.2	0.20	0.030	ppbv		21	0.98	0.15	ug/m3
76-13-1	187.4	Freon 113	ND	0.10	0.017	ppbv		ND	0.77	0.13	ug/m3
76-14-2	170.9	Freon 114	ND	0.10	0.019	ppbv		ND	0.70	0.13	ug/m3
142-82-5	100.2	Heptane	103 [a]	2.0	0.18	ppbv		422 [a]	8.2	0.74	ug/m3
87-68-3	260.8	Hexachlorobutadiene	ND	0.090	0.046	ppbv		ND	0.96	0.49	ug/m3
110-54-3	86.18	Hexane	21.8	0.20	0.011	ppbv		76.8	0.70	0.039	ug/m3
591-78-6	100	2-Hexanone	ND	0.20	0.036	ppbv		ND	0.82	0.15	ug/m3
67-63-0	60.1	Isopropyl Alcohol	0.48	0.20	0.065	ppbv		1.2	0.49	0.16	ug/m3
75-09-2	84.94	Methylene chloride	0.21	0.20	0.015	ppbv		0.73	0.69	0.052	ug/m3
78-93-3	72.11	Methyl ethyl ketone	4.4	0.20	0.042	ppbv		13	0.59	0.12	ug/m3
108-10-1	100.2	Methyl Isobutyl Ketone	ND	0.20	0.036	ppbv		ND	0.82	0.15	ug/m3
1634-04-4	88.15	Methyl Tert Butyl Ether	ND	0.20	0.019	ppbv		ND	0.72	0.069	ug/m3
80-62-6	100.12	Methylmethacrylate	ND	0.20	0.033	ppbv		ND	0.82	0.14	ug/m3
115-07-1	42	Propylene	34.1	0.50	0.016	ppbv		58.6	0.86	0.027	ug/m3
100-42-5	104.1	Styrene	ND	0.20	0.019	ppbv		ND	0.85	0.081	ug/m3
71-55-6	133.4	1,1,1-Trichloroethane	ND	0.10	0.033	ppbv		ND	0.55	0.18	ug/m3
79-34-5	167.85	1,1,2,2-Tetrachloroethane	ND	0.10	0.027	ppbv		ND	0.69	0.19	ug/m3
79-00-5	133.4	1,1,2-Trichloroethane	ND	0.10	0.030	ppbv		ND	0.55	0.16	ug/m3
120-82-1	181.5	1,2,4-Trichlorobenzene	ND	0.10	0.089	ppbv		ND	0.74	0.66	ug/m3
95-63-6	120.19	1,2,4-Trimethylbenzene	2.2	0.20	0.033	ppbv		11	0.98	0.16	ug/m3
108-67-8	120.19	1,3,5-Trimethylbenzene	3.3	0.20	0.034	ppbv		16	0.98	0.17	ug/m3
540-84-1	114.2	2,2,4-Trimethylpentane	ND	0.20	0.022	ppbv		ND	0.93	0.10	ug/m3
75-65-0	74.12	Tertiary Butyl Alcohol	0.91	0.20	0.014	ppbv		2.8	0.61	0.042	ug/m3
127-18-4	165.8	Tetrachloroethylene	0.41	0.040	0.031	ppbv		2.8	0.27	0.21	ug/m3
109-99-9	72.11	Tetrahydrofuran	ND	0.20	0.050	ppbv		ND	0.59	0.15	ug/m3
108-88-3	92.14	Toluene	13.7	0.20	0.014	ppbv		51.6	0.75	0.053	ug/m3
79-01-6	131.4	Trichloroethylene	ND	0.040	0.019	ppbv		ND	0.21	0.10	ug/m3
75-69-4	137.4	Trichlorofluoromethane	ND	0.10	0.028	ppbv		ND	0.56	0.16	ug/m3
75-01-4	62.5	Vinyl chloride	ND	0.040	0.022	ppbv		ND	0.10	0.056	ug/m3
108-05-4	86	Vinyl Acetate	ND	0.20	0.034	ppbv		ND	0.70	0.12	ug/m3
	106.2	m,p-Xylene	21.0	0.20	0.034	ppbv		91.2	0.87	0.15	ug/m3
95-47-6	106.2	o-Xylene	10.4	0.20	0.017	ppbv		45.2	0.87	0.074	ug/m3
1330-20-7	106.2	Xylenes (total)	31.4	0.20	0.017	ppbv		136	0.87	0.074	ug/m3

CAS No.	Surrogate Recoveries	Run# 1	Run# 2	Limits
460-00-4	4-Bromofluorobenzene	112%	105%	65-128%

ND = Not detected MDL = Method Detection Limit J = Indicates an estimated value
RL = Reporting Limit B = Indicates analyte found in associated method blank
E = Indicates value exceeds calibration range N = Indicates presumptive evidence of a compound

Report of Analysis

Client Sample ID:	TT-SB-33SV		
Lab Sample ID:	JD36521-1	**Date Sampled:**	12/08/21
Matrix:	AIR - Soil Vapor Comp. Summa ID: A1363	**Date Received:**	12/09/21
Method:	TO-15	**Percent Solids:**	n/a
Project:	2nd Avenue and 33-39th Street, Brooklyn, NY		

VOA TO15 List

CAS No.	MW	Compound	Result	RL	MDL	Units	Q	Result	RL	MDL	Units

(a) Result is from Run# 2

ND = Not detected MDL = Method Detection Limit J = Indicates an estimated value
RL = Reporting Limit B = Indicates analyte found in associated method blank
E = Indicates value exceeds calibration range N = Indicates presumptive evidence of a compound

Report of Analysis

Client Sample ID:	TT-SB-32SV		
Lab Sample ID:	JD36521-2	**Date Sampled:**	12/08/21
Matrix:	AIR - Soil Vapor Comp. Summa ID: A1112	**Date Received:**	12/09/21
Method:	TO-15	**Percent Solids:**	n/a
Project:	2nd Avenue and 33-39th Street, Brooklyn, NY		

	File ID	DF	Analyzed	By	Prep Date	Prep Batch	Analytical Batch
Run #1	5W46820.D	1	12/14/21 23:16	DFT	n/a	n/a	V5W1936
Run #2							

	Initial Volume
Run #1	400 ml
Run #2	

VOA TO15 List

CAS No.	MW	Compound	Result	RL	MDL	Units	Q	Result	RL	MDL	Units
67-64-1	58.08	Acetone (2-Propanone)	5.2	0.20	0.11	ppbv		12	0.48	0.26	ug/m3
106-99-0	54.09	1,3-Butadiene	ND	0.20	0.046	ppbv		ND	0.44	0.10	ug/m3
71-43-2	78.11	Benzene	0.39	0.20	0.012	ppbv		1.2	0.64	0.038	ug/m3
75-27-4	163.8	Bromodichloromethane	ND	0.10	0.027	ppbv		ND	0.67	0.18	ug/m3
75-25-2	252.8	Bromoform	ND	0.040	0.037	ppbv		ND	0.41	0.38	ug/m3
74-83-9	94.94	Bromomethane	ND	0.20	0.022	ppbv		ND	0.78	0.085	ug/m3
593-60-2	106.9	Bromoethene	ND	0.20	0.022	ppbv		ND	0.87	0.096	ug/m3
100-44-7	126	Benzyl Chloride	ND	0.20	0.057	ppbv		ND	1.0	0.29	ug/m3
75-15-0	76.14	Carbon disulfide	1.9	0.20	0.024	ppbv		5.9	0.62	0.075	ug/m3
108-90-7	112.6	Chlorobenzene	ND	0.20	0.026	ppbv		ND	0.92	0.12	ug/m3
75-00-3	64.52	Chloroethane	0.66	0.20	0.048	ppbv		1.7	0.53	0.13	ug/m3
67-66-3	119.4	Chloroform	2.0	0.20	0.020	ppbv		9.8	0.98	0.098	ug/m3
74-87-3	50.49	Chloromethane	0.59	0.20	0.015	ppbv		1.2	0.41	0.031	ug/m3
107-05-1	76.53	3-Chloropropene	ND	0.20	0.040	ppbv		ND	0.63	0.13	ug/m3
95-49-8	126.6	2-Chlorotoluene	ND	0.20	0.025	ppbv		ND	1.0	0.13	ug/m3
56-23-5	153.8	Carbon tetrachloride	0.24	0.040	0.024	ppbv		1.5	0.25	0.15	ug/m3
110-82-7	84.16	Cyclohexane	0.39	0.20	0.022	ppbv		1.3	0.69	0.076	ug/m3
75-34-3	98.96	1,1-Dichloroethane	0.28	0.20	0.012	ppbv		1.1	0.81	0.049	ug/m3
75-35-4	96.94	1,1-Dichloroethylene	ND	0.040	0.017	ppbv		ND	0.16	0.067	ug/m3
106-93-4	187.9	1,2-Dibromoethane (EDB)	ND	0.10	0.018	ppbv		ND	0.77	0.14	ug/m3
107-06-2	98.96	1,2-Dichloroethane	ND	0.20	0.021	ppbv		ND	0.81	0.085	ug/m3
78-87-5	113	1,2-Dichloropropane	ND	0.20	0.019	ppbv		ND	0.92	0.088	ug/m3
123-91-1	88.12	1,4-Dioxane	ND	0.20	0.052	ppbv		ND	0.72	0.19	ug/m3
75-71-8	120.9	Dichlorodifluoromethane	0.29	0.20	0.017	ppbv		1.4	0.99	0.084	ug/m3
124-48-1	208.3	Dibromochloromethane	ND	0.10	0.033	ppbv		ND	0.85	0.28	ug/m3
156-60-5	96.94	trans-1,2-Dichloroethylene	ND	0.20	0.0073	ppbv		ND	0.79	0.029	ug/m3
156-59-2	96.94	cis-1,2-Dichloroethylene	ND	0.040	0.012	ppbv		ND	0.16	0.048	ug/m3
10061-01-5	111	cis-1,3-Dichloropropene	ND	0.20	0.020	ppbv		ND	0.91	0.091	ug/m3
541-73-1	147	m-Dichlorobenzene	ND	0.10	0.019	ppbv		ND	0.60	0.11	ug/m3
95-50-1	147	o-Dichlorobenzene	0.14	0.040	0.022	ppbv		0.84	0.24	0.13	ug/m3
106-46-7	147	p-Dichlorobenzene	ND	0.10	0.018	ppbv		ND	0.60	0.11	ug/m3
10061-02-6	111	trans-1,3-Dichloropropene	ND	0.20	0.020	ppbv		ND	0.91	0.091	ug/m3

ND = Not detected MDL = Method Detection Limit J = Indicates an estimated value
RL = Reporting Limit B = Indicates analyte found in associated method blank
E = Indicates value exceeds calibration range N = Indicates presumptive evidence of a compound

Report of Analysis

Client Sample ID:	TT-SB-32SV		
Lab Sample ID:	JD36521-2	**Date Sampled:**	12/08/21
Matrix:	AIR - Soil Vapor Comp. Summa ID: A1112	**Date Received:**	12/09/21
Method:	TO-15	**Percent Solids:**	n/a
Project:	2nd Avenue and 33-39th Street, Brooklyn, NY		

VOA TO15 List

CAS No.	MW	Compound	Result	RL	MDL	Units	Q	Result	RL	MDL	Units
64-17-5	46.07	Ethanol	1.6	0.50	0.22	ppbv		3.0	0.94	0.41	ug/m3
100-41-4	106.2	Ethylbenzene	0.27	0.20	0.015	ppbv		1.2	0.87	0.065	ug/m3
141-78-6	88	Ethyl Acetate	1.2	0.20	0.038	ppbv		4.3	0.72	0.14	ug/m3
622-96-8	120.19	4-Ethyltoluene	0.55	0.20	0.030	ppbv		2.7	0.98	0.15	ug/m3
76-13-1	187.4	Freon 113	ND	0.10	0.017	ppbv		ND	0.77	0.13	ug/m3
76-14-2	170.9	Freon 114	ND	0.10	0.019	ppbv		ND	0.70	0.13	ug/m3
142-82-5	100.2	Heptane	0.19	0.20	0.018	ppbv	J	0.78	0.82	0.074	ug/m3
87-68-3	260.8	Hexachlorobutadiene	ND	0.090	0.046	ppbv		ND	0.96	0.49	ug/m3
110-54-3	86.18	Hexane	0.32	0.20	0.011	ppbv		1.1	0.70	0.039	ug/m3
591-78-6	100	2-Hexanone	ND	0.20	0.036	ppbv		ND	0.82	0.15	ug/m3
67-63-0	60.1	Isopropyl Alcohol	0.36	0.20	0.065	ppbv		0.88	0.49	0.16	ug/m3
75-09-2	84.94	Methylene chloride	0.25	0.20	0.015	ppbv		0.87	0.69	0.052	ug/m3
78-93-3	72.11	Methyl ethyl ketone	2.3	0.20	0.042	ppbv		6.8	0.59	0.12	ug/m3
108-10-1	100.2	Methyl Isobutyl Ketone	ND	0.20	0.036	ppbv		ND	0.82	0.15	ug/m3
1634-04-4	88.15	Methyl Tert Butyl Ether	ND	0.20	0.019	ppbv		ND	0.72	0.069	ug/m3
80-62-6	100.12	Methylmethacrylate	ND	0.20	0.033	ppbv		ND	0.82	0.14	ug/m3
115-07-1	42	Propylene	9.9	0.50	0.016	ppbv		17	0.86	0.027	ug/m3
100-42-5	104.1	Styrene	0.21	0.20	0.019	ppbv		0.89	0.85	0.081	ug/m3
71-55-6	133.4	1,1,1-Trichloroethane	3.9	0.10	0.033	ppbv		21	0.55	0.18	ug/m3
79-34-5	167.85	1,1,2,2-Tetrachloroethane	ND	0.10	0.027	ppbv		ND	0.69	0.19	ug/m3
79-00-5	133.4	1,1,2-Trichloroethane	ND	0.10	0.030	ppbv		ND	0.55	0.16	ug/m3
120-82-1	181.5	1,2,4-Trichlorobenzene	ND	0.10	0.089	ppbv		ND	0.74	0.66	ug/m3
95-63-6	120.19	1,2,4-Trimethylbenzene	0.53	0.20	0.033	ppbv		2.6	0.98	0.16	ug/m3
108-67-8	120.19	1,3,5-Trimethylbenzene	0.15	0.20	0.034	ppbv	J	0.74	0.98	0.17	ug/m3
540-84-1	114.2	2,2,4-Trimethylpentane	0.14	0.20	0.022	ppbv	J	0.65	0.93	0.10	ug/m3
75-65-0	74.12	Tertiary Butyl Alcohol	1.2	0.20	0.014	ppbv		3.6	0.61	0.042	ug/m3
127-18-4	165.8	Tetrachloroethylene	0.78	0.040	0.031	ppbv		5.3	0.27	0.21	ug/m3
109-99-9	72.11	Tetrahydrofuran	0.12	0.20	0.050	ppbv	J	0.35	0.59	0.15	ug/m3
108-88-3	92.14	Toluene	0.90	0.20	0.014	ppbv		3.4	0.75	0.053	ug/m3
79-01-6	131.4	Trichloroethylene	0.13	0.040	0.019	ppbv		0.70	0.21	0.10	ug/m3
75-69-4	137.4	Trichlorofluoromethane	0.17	0.10	0.028	ppbv		0.96	0.56	0.16	ug/m3
75-01-4	62.5	Vinyl chloride	ND	0.040	0.022	ppbv		ND	0.10	0.056	ug/m3
108-05-4	86	Vinyl Acetate	ND	0.20	0.034	ppbv		ND	0.70	0.12	ug/m3
	106.2	m,p-Xylene	1.1	0.20	0.034	ppbv		4.8	0.87	0.15	ug/m3
95-47-6	106.2	o-Xylene	0.50	0.20	0.017	ppbv		2.2	0.87	0.074	ug/m3
1330-20-7	106.2	Xylenes (total)	1.6	0.20	0.017	ppbv		6.9	0.87	0.074	ug/m3

CAS No.	Surrogate Recoveries	Run# 1	Run# 2	Limits
460-00-4	4-Bromofluorobenzene	96%		65-128%

ND = Not detected MDL = Method Detection Limit J = Indicates an estimated value
RL = Reporting Limit B = Indicates analyte found in associated method blank
E = Indicates value exceeds calibration range N = Indicates presumptive evidence of a compound

Report of Analysis

Client Sample ID:	TT-SB-25SV		
Lab Sample ID:	JD36521-3	**Date Sampled:**	12/08/21
Matrix:	AIR - Soil Vapor Comp. Summa ID: M139	**Date Received:**	12/09/21
Method:	TO-15	**Percent Solids:**	n/a
Project:	2nd Avenue and 33-39th Street, Brooklyn, NY		

	File ID	DF	Analyzed	By	Prep Date	Prep Batch	Analytical Batch
Run #1	5W46821.D	1	12/15/21 00:11	DFT	n/a	n/a	V5W1936
Run #2							

	Initial Volume
Run #1	400 ml
Run #2	

VOA TO15 List

CAS No.	MW	Compound	Result	RL	MDL	Units	Q	Result	RL	MDL	Units
67-64-1	58.08	Acetone (2-Propanone)	23.9	0.20	0.11	ppbv		56.8	0.48	0.26	ug/m3
106-99-0	54.09	1,3-Butadiene	ND	0.20	0.046	ppbv		ND	0.44	0.10	ug/m3
71-43-2	78.11	Benzene	0.22	0.20	0.012	ppbv		0.70	0.64	0.038	ug/m3
75-27-4	163.8	Bromodichloromethane	ND	0.10	0.027	ppbv		ND	0.67	0.18	ug/m3
75-25-2	252.8	Bromoform	ND	0.040	0.037	ppbv		ND	0.41	0.38	ug/m3
74-83-9	94.94	Bromomethane	ND	0.20	0.022	ppbv		ND	0.78	0.085	ug/m3
593-60-2	106.9	Bromoethene	ND	0.20	0.022	ppbv		ND	0.87	0.096	ug/m3
100-44-7	126	Benzyl Chloride	ND	0.20	0.057	ppbv		ND	1.0	0.29	ug/m3
75-15-0	76.14	Carbon disulfide	0.51	0.20	0.024	ppbv		1.6	0.62	0.075	ug/m3
108-90-7	112.6	Chlorobenzene	ND	0.20	0.026	ppbv		ND	0.92	0.12	ug/m3
75-00-3	64.52	Chloroethane	ND	0.20	0.048	ppbv		ND	0.53	0.13	ug/m3
67-66-3	119.4	Chloroform	0.10	0.20	0.020	ppbv	J	0.49	0.98	0.098	ug/m3
74-87-3	50.49	Chloromethane	ND	0.20	0.015	ppbv		ND	0.41	0.031	ug/m3
107-05-1	76.53	3-Chloropropene	ND	0.20	0.040	ppbv		ND	0.63	0.13	ug/m3
95-49-8	126.6	2-Chlorotoluene	ND	0.20	0.025	ppbv		ND	1.0	0.13	ug/m3
56-23-5	153.8	Carbon tetrachloride	ND	0.040	0.024	ppbv		ND	0.25	0.15	ug/m3
110-82-7	84.16	Cyclohexane	2.3	0.20	0.022	ppbv		7.9	0.69	0.076	ug/m3
75-34-3	98.96	1,1-Dichloroethane	ND	0.20	0.012	ppbv		ND	0.81	0.049	ug/m3
75-35-4	96.94	1,1-Dichloroethylene	ND	0.040	0.017	ppbv		ND	0.16	0.067	ug/m3
106-93-4	187.9	1,2-Dibromoethane (EDB)	ND	0.10	0.018	ppbv		ND	0.77	0.14	ug/m3
107-06-2	98.96	1,2-Dichloroethane	ND	0.20	0.021	ppbv		ND	0.81	0.085	ug/m3
78-87-5	113	1,2-Dichloropropane	ND	0.20	0.019	ppbv		ND	0.92	0.088	ug/m3
123-91-1	88.12	1,4-Dioxane	ND	0.20	0.052	ppbv		ND	0.72	0.19	ug/m3
75-71-8	120.9	Dichlorodifluoromethane	0.32	0.20	0.017	ppbv		1.6	0.99	0.084	ug/m3
124-48-1	208.3	Dibromochloromethane	ND	0.10	0.033	ppbv		ND	0.85	0.28	ug/m3
156-60-5	96.94	trans-1,2-Dichloroethylene	ND	0.20	0.0073	ppbv		ND	0.79	0.029	ug/m3
156-59-2	96.94	cis-1,2-Dichloroethylene	ND	0.040	0.012	ppbv		ND	0.16	0.048	ug/m3
10061-01-5	111	cis-1,3-Dichloropropene	ND	0.20	0.020	ppbv		ND	0.91	0.091	ug/m3
541-73-1	147	m-Dichlorobenzene	ND	0.10	0.019	ppbv		ND	0.60	0.11	ug/m3
95-50-1	147	o-Dichlorobenzene	ND	0.040	0.022	ppbv		ND	0.24	0.13	ug/m3
106-46-7	147	p-Dichlorobenzene	ND	0.10	0.018	ppbv		ND	0.60	0.11	ug/m3
10061-02-6	111	trans-1,3-Dichloropropene	ND	0.20	0.020	ppbv		ND	0.91	0.091	ug/m3

ND = Not detected MDL = Method Detection Limit J = Indicates an estimated value
RL = Reporting Limit B = Indicates analyte found in associated method blank
E = Indicates value exceeds calibration range N = Indicates presumptive evidence of a compound

Report of Analysis

Client Sample ID:	TT-SB-25SV		
Lab Sample ID:	JD36521-3	**Date Sampled:**	12/08/21
Matrix:	AIR - Soil Vapor Comp. Summa ID: M139	**Date Received:**	12/09/21
Method:	TO-15	**Percent Solids:**	n/a
Project:	2nd Avenue and 33-39th Street, Brooklyn, NY		

VOA TO15 List

CAS No.	MW	Compound	Result	RL	MDL	Units	Q	Result	RL	MDL	Units
64-17-5	46.07	Ethanol	11.5	0.50	0.22	ppbv		21.7	0.94	0.41	ug/m3
100-41-4	106.2	Ethylbenzene	0.14	0.20	0.015	ppbv	J	0.61	0.87	0.065	ug/m3
141-78-6	88	Ethyl Acetate	2.3	0.20	0.038	ppbv		8.3	0.72	0.14	ug/m3
622-96-8	120.19	4-Ethyltoluene	0.20	0.20	0.030	ppbv		0.98	0.98	0.15	ug/m3
76-13-1	187.4	Freon 113	ND	0.10	0.017	ppbv		ND	0.77	0.13	ug/m3
76-14-2	170.9	Freon 114	ND	0.10	0.019	ppbv		ND	0.70	0.13	ug/m3
142-82-5	100.2	Heptane	0.42	0.20	0.018	ppbv		1.7	0.82	0.074	ug/m3
87-68-3	260.8	Hexachlorobutadiene	ND	0.090	0.046	ppbv		ND	0.96	0.49	ug/m3
110-54-3	86.18	Hexane	0.46	0.20	0.011	ppbv		1.6	0.70	0.039	ug/m3
591-78-6	100	2-Hexanone	1.9	0.20	0.036	ppbv		7.8	0.82	0.15	ug/m3
67-63-0	60.1	Isopropyl Alcohol	2.6	0.20	0.065	ppbv		6.4	0.49	0.16	ug/m3
75-09-2	84.94	Methylene chloride	0.23	0.20	0.015	ppbv		0.80	0.69	0.052	ug/m3
78-93-3	72.11	Methyl ethyl ketone	23.8	0.20	0.042	ppbv		70.2	0.59	0.12	ug/m3
108-10-1	100.2	Methyl Isobutyl Ketone	ND	0.20	0.036	ppbv		ND	0.82	0.15	ug/m3
1634-04-4	88.15	Methyl Tert Butyl Ether	0.76	0.20	0.019	ppbv		2.7	0.72	0.069	ug/m3
80-62-6	100.12	Methylmethacrylate	ND	0.20	0.033	ppbv		ND	0.82	0.14	ug/m3
115-07-1	42	Propylene	6.3	0.50	0.016	ppbv		11	0.86	0.027	ug/m3
100-42-5	104.1	Styrene	0.14	0.20	0.019	ppbv	J	0.60	0.85	0.081	ug/m3
71-55-6	133.4	1,1,1-Trichloroethane	ND	0.10	0.033	ppbv		ND	0.55	0.18	ug/m3
79-34-5	167.85	1,1,2,2-Tetrachloroethane	ND	0.10	0.027	ppbv		ND	0.69	0.19	ug/m3
79-00-5	133.4	1,1,2-Trichloroethane	ND	0.10	0.030	ppbv		ND	0.55	0.16	ug/m3
120-82-1	181.5	1,2,4-Trichlorobenzene	ND	0.10	0.089	ppbv		ND	0.74	0.66	ug/m3
95-63-6	120.19	1,2,4-Trimethylbenzene	0.19	0.20	0.033	ppbv	J	0.93	0.98	0.16	ug/m3
108-67-8	120.19	1,3,5-Trimethylbenzene	ND	0.20	0.034	ppbv		ND	0.98	0.17	ug/m3
540-84-1	114.2	2,2,4-Trimethylpentane	0.14	0.20	0.022	ppbv	J	0.65	0.93	0.10	ug/m3
75-65-0	74.12	Tertiary Butyl Alcohol	0.92	0.20	0.014	ppbv		2.8	0.61	0.042	ug/m3
127-18-4	165.8	Tetrachloroethylene	1.2	0.040	0.031	ppbv		8.1	0.27	0.21	ug/m3
109-99-9	72.11	Tetrahydrofuran	ND	0.20	0.050	ppbv		ND	0.59	0.15	ug/m3
108-88-3	92.14	Toluene	0.46	0.20	0.014	ppbv		1.7	0.75	0.053	ug/m3
79-01-6	131.4	Trichloroethylene	2.2	0.040	0.019	ppbv		12	0.21	0.10	ug/m3
75-69-4	137.4	Trichlorofluoromethane	0.18	0.10	0.028	ppbv		1.0	0.56	0.16	ug/m3
75-01-4	62.5	Vinyl chloride	ND	0.040	0.022	ppbv		ND	0.10	0.056	ug/m3
108-05-4	86	Vinyl Acetate	ND	0.20	0.034	ppbv		ND	0.70	0.12	ug/m3
	106.2	m,p-Xylene	0.43	0.20	0.034	ppbv		1.9	0.87	0.15	ug/m3
95-47-6	106.2	o-Xylene	0.21	0.20	0.017	ppbv		0.91	0.87	0.074	ug/m3
1330-20-7	106.2	Xylenes (total)	0.63	0.20	0.017	ppbv		2.7	0.87	0.074	ug/m3

CAS No.	Surrogate Recoveries	Run# 1	Run# 2	Limits
460-00-4	4-Bromofluorobenzene	95%		65-128%

ND = Not detected MDL = Method Detection Limit
RL = Reporting Limit
E = Indicates value exceeds calibration range

J = Indicates an estimated value
B = Indicates analyte found in associated method blank
N = Indicates presumptive evidence of a compound

Report of Analysis

Client Sample ID:	TT-SB-24SV		
Lab Sample ID:	JD36521-4	**Date Sampled:**	12/08/21
Matrix:	AIR - Soil Vapor Comp. Summa ID: A1325	**Date Received:**	12/09/21
Method:	TO-15	**Percent Solids:**	n/a
Project:	2nd Avenue and 33-39th Street, Brooklyn, NY		

	File ID	DF	Analyzed	By	Prep Date	Prep Batch	Analytical Batch
Run #1	5W46822.D	1	12/15/21 01:07	DFT	n/a	n/a	V5W1936
Run #2	5W46841.D	1	12/15/21 18:14	DFT	n/a	n/a	V5W1937

	Initial Volume
Run #1	400 ml
Run #2	40.0 ml

VOA TO15 List

CAS No.	MW	Compound	Result	RL	MDL	Units	Q	Result	RL	MDL	Units
67-64-1	58.08	Acetone (2-Propanone)	31.9	0.20	0.11	ppbv		75.8	0.48	0.26	ug/m3
106-99-0	54.09	1,3-Butadiene	ND	0.20	0.046	ppbv		ND	0.44	0.10	ug/m3
71-43-2	78.11	Benzene	0.97	0.20	0.012	ppbv		3.1	0.64	0.038	ug/m3
75-27-4	163.8	Bromodichloromethane	ND	0.10	0.027	ppbv		ND	0.67	0.18	ug/m3
75-25-2	252.8	Bromoform	ND	0.040	0.037	ppbv		ND	0.41	0.38	ug/m3
74-83-9	94.94	Bromomethane	ND	0.20	0.022	ppbv		ND	0.78	0.085	ug/m3
593-60-2	106.9	Bromoethene	ND	0.20	0.022	ppbv		ND	0.87	0.096	ug/m3
100-44-7	126	Benzyl Chloride	ND	0.20	0.057	ppbv		ND	1.0	0.29	ug/m3
75-15-0	76.14	Carbon disulfide	131 [a]	2.0	0.24	ppbv		408 [a]	6.2	0.75	ug/m3
108-90-7	112.6	Chlorobenzene	ND	0.20	0.026	ppbv		ND	0.92	0.12	ug/m3
75-00-3	64.52	Chloroethane	ND	0.20	0.048	ppbv		ND	0.53	0.13	ug/m3
67-66-3	119.4	Chloroform	ND	0.20	0.020	ppbv		ND	0.98	0.098	ug/m3
74-87-3	50.49	Chloromethane	0.20	0.20	0.015	ppbv		0.41	0.41	0.031	ug/m3
107-05-1	76.53	3-Chloropropene	ND	0.20	0.040	ppbv		ND	0.63	0.13	ug/m3
95-49-8	126.6	2-Chlorotoluene	ND	0.20	0.025	ppbv		ND	1.0	0.13	ug/m3
56-23-5	153.8	Carbon tetrachloride	ND	0.040	0.024	ppbv		ND	0.25	0.15	ug/m3
110-82-7	84.16	Cyclohexane	16.4	0.20	0.022	ppbv		56.5	0.69	0.076	ug/m3
75-34-3	98.96	1,1-Dichloroethane	ND	0.20	0.012	ppbv		ND	0.81	0.049	ug/m3
75-35-4	96.94	1,1-Dichloroethylene	ND	0.040	0.017	ppbv		ND	0.16	0.067	ug/m3
106-93-4	187.9	1,2-Dibromoethane (EDB)	ND	0.10	0.018	ppbv		ND	0.77	0.14	ug/m3
107-06-2	98.96	1,2-Dichloroethane	ND	0.20	0.021	ppbv		ND	0.81	0.085	ug/m3
78-87-5	113	1,2-Dichloropropane	ND	0.20	0.019	ppbv		ND	0.92	0.088	ug/m3
123-91-1	88.12	1,4-Dioxane	ND	0.20	0.052	ppbv		ND	0.72	0.19	ug/m3
75-71-8	120.9	Dichlorodifluoromethane	0.39	0.20	0.017	ppbv		1.9	0.99	0.084	ug/m3
124-48-1	208.3	Dibromochloromethane	ND	0.10	0.033	ppbv		ND	0.85	0.28	ug/m3
156-60-5	96.94	trans-1,2-Dichloroethylene	0.16	0.20	0.0073	ppbv	J	0.63	0.79	0.029	ug/m3
156-59-2	96.94	cis-1,2-Dichloroethylene	1.5	0.040	0.012	ppbv		5.9	0.16	0.048	ug/m3
10061-01-5	111	cis-1,3-Dichloropropene	ND	0.20	0.020	ppbv		ND	0.91	0.091	ug/m3
541-73-1	147	m-Dichlorobenzene	ND	0.10	0.019	ppbv		ND	0.60	0.11	ug/m3
95-50-1	147	o-Dichlorobenzene	ND	0.040	0.022	ppbv		ND	0.24	0.13	ug/m3
106-46-7	147	p-Dichlorobenzene	ND	0.10	0.018	ppbv		ND	0.60	0.11	ug/m3
10061-02-6	111	trans-1,3-Dichloropropene	ND	0.20	0.020	ppbv		ND	0.91	0.091	ug/m3

ND = Not detected MDL = Method Detection Limit J = Indicates an estimated value
RL = Reporting Limit B = Indicates analyte found in associated method blank
E = Indicates value exceeds calibration range N = Indicates presumptive evidence of a compound

Report of Analysis

Client Sample ID:	TT-SB-24SV		
Lab Sample ID:	JD36521-4	**Date Sampled:**	12/08/21
Matrix:	AIR - Soil Vapor Comp. Summa ID: A1325	**Date Received:**	12/09/21
Method:	TO-15	**Percent Solids:**	n/a
Project:	2nd Avenue and 33-39th Street, Brooklyn, NY		

VOA TO15 List

CAS No.	MW	Compound	Result	RL	MDL	Units	Q	Result	RL	MDL	Units
64-17-5	46.07	Ethanol	5.6	0.50	0.22	ppbv		11	0.94	0.41	ug/m3
100-41-4	106.2	Ethylbenzene	0.23	0.20	0.015	ppbv		1.0	0.87	0.065	ug/m3
141-78-6	88	Ethyl Acetate	2.9	0.20	0.038	ppbv		10	0.72	0.14	ug/m3
622-96-8	120.19	4-Ethyltoluene	0.43	0.20	0.030	ppbv		2.1	0.98	0.15	ug/m3
76-13-1	187.4	Freon 113	ND	0.10	0.017	ppbv		ND	0.77	0.13	ug/m3
76-14-2	170.9	Freon 114	0.16	0.10	0.019	ppbv		1.1	0.70	0.13	ug/m3
142-82-5	100.2	Heptane	1.2	0.20	0.018	ppbv		4.9	0.82	0.074	ug/m3
87-68-3	260.8	Hexachlorobutadiene	ND	0.090	0.046	ppbv		ND	0.96	0.49	ug/m3
110-54-3	86.18	Hexane	1.5	0.20	0.011	ppbv		5.3	0.70	0.039	ug/m3
591-78-6	100	2-Hexanone	3.3	0.20	0.036	ppbv		13	0.82	0.15	ug/m3
67-63-0	60.1	Isopropyl Alcohol	0.50	0.20	0.065	ppbv		1.2	0.49	0.16	ug/m3
75-09-2	84.94	Methylene chloride	0.65	0.20	0.015	ppbv		2.3	0.69	0.052	ug/m3
78-93-3	72.11	Methyl ethyl ketone	31.5	0.20	0.042	ppbv		92.9	0.59	0.12	ug/m3
108-10-1	100.2	Methyl Isobutyl Ketone	ND	0.20	0.036	ppbv		ND	0.82	0.15	ug/m3
1634-04-4	88.15	Methyl Tert Butyl Ether	ND	0.20	0.019	ppbv		ND	0.72	0.069	ug/m3
80-62-6	100.12	Methylmethacrylate	ND	0.20	0.033	ppbv		ND	0.82	0.14	ug/m3
115-07-1	42	Propylene	ND	0.50	0.016	ppbv		ND	0.86	0.027	ug/m3
100-42-5	104.1	Styrene	0.13	0.20	0.019	ppbv	J	0.55	0.85	0.081	ug/m3
71-55-6	133.4	1,1,1-Trichloroethane	ND	0.10	0.033	ppbv		ND	0.55	0.18	ug/m3
79-34-5	167.85	1,1,2,2-Tetrachloroethane	ND	0.10	0.027	ppbv		ND	0.69	0.19	ug/m3
79-00-5	133.4	1,1,2-Trichloroethane	ND	0.10	0.030	ppbv		ND	0.55	0.16	ug/m3
120-82-1	181.5	1,2,4-Trichlorobenzene	ND	0.10	0.089	ppbv		ND	0.74	0.66	ug/m3
95-63-6	120.19	1,2,4-Trimethylbenzene	0.33	0.20	0.033	ppbv		1.6	0.98	0.16	ug/m3
108-67-8	120.19	1,3,5-Trimethylbenzene	ND	0.20	0.034	ppbv		ND	0.98	0.17	ug/m3
540-84-1	114.2	2,2,4-Trimethylpentane	16.2	0.20	0.022	ppbv		75.7	0.93	0.10	ug/m3
75-65-0	74.12	Tertiary Butyl Alcohol	1.4	0.20	0.014	ppbv		4.2	0.61	0.042	ug/m3
127-18-4	165.8	Tetrachloroethylene	0.69	0.040	0.031	ppbv		4.7	0.27	0.21	ug/m3
109-99-9	72.11	Tetrahydrofuran	ND	0.20	0.050	ppbv		ND	0.59	0.15	ug/m3
108-88-3	92.14	Toluene	0.73	0.20	0.014	ppbv		2.8	0.75	0.053	ug/m3
79-01-6	131.4	Trichloroethylene	ND	0.040	0.019	ppbv		ND	0.21	0.10	ug/m3
75-69-4	137.4	Trichlorofluoromethane	0.11	0.10	0.028	ppbv		0.62	0.56	0.16	ug/m3
75-01-4	62.5	Vinyl chloride	0.34	0.040	0.022	ppbv		0.87	0.10	0.056	ug/m3
108-05-4	86	Vinyl Acetate	ND	0.20	0.034	ppbv		ND	0.70	0.12	ug/m3
	106.2	m,p-Xylene	0.94	0.20	0.034	ppbv		4.1	0.87	0.15	ug/m3
95-47-6	106.2	o-Xylene	0.40	0.20	0.017	ppbv		1.7	0.87	0.074	ug/m3
1330-20-7	106.2	Xylenes (total)	1.3	0.20	0.017	ppbv		5.6	0.87	0.074	ug/m3

CAS No.	Surrogate Recoveries	Run# 1	Run# 2	Limits
460-00-4	4-Bromofluorobenzene	100%	95%	65-128%

ND = Not detected MDL = Method Detection Limit
RL = Reporting Limit
E = Indicates value exceeds calibration range

J = Indicates an estimated value
B = Indicates analyte found in associated method blank
N = Indicates presumptive evidence of a compound

Report of Analysis

Client Sample ID:	TT-SB-24SV		
Lab Sample ID:	JD36521-4	**Date Sampled:**	12/08/21
Matrix:	AIR - Soil Vapor Comp. Summa ID: A1325	**Date Received:**	12/09/21
Method:	TO-15	**Percent Solids:**	n/a
Project:	2nd Avenue and 33-39th Street, Brooklyn, NY		

VOA TO15 List

CAS No.	MW	Compound	Result	RL	MDL	Units	Q	Result	RL	MDL	Units

(a) Result is from Run# 2

ND = Not detected MDL = Method Detection Limit J = Indicates an estimated value
RL = Reporting Limit B = Indicates analyte found in associated method blank
E = Indicates value exceeds calibration range N = Indicates presumptive evidence of a compound

Report of Analysis

Client Sample ID:	TT-SB-39SV		
Lab Sample ID:	JD36521-5	**Date Sampled:**	12/08/21
Matrix:	AIR - Soil Vapor Comp. Summa ID: A743	**Date Received:**	12/09/21
Method:	TO-15	**Percent Solids:**	n/a
Project:	2nd Avenue and 33-39th Street, Brooklyn, NY		

	File ID	DF	Analyzed	By	Prep Date	Prep Batch	Analytical Batch
Run #1	5W46823.D	1	12/15/21 02:03	DFT	n/a	n/a	V5W1936
Run #2	5W46842.D	1	12/15/21 19:02	DFT	n/a	n/a	V5W1937

	Initial Volume
Run #1	500 ml
Run #2	10.0 ml

VOA TO15 List

CAS No.	MW	Compound	Result	RL	MDL	Units	Q	Result	RL	MDL	Units
67-64-1	58.08	Acetone (2-Propanone)	36.2	0.16	0.090	ppbv		86.0	0.38	0.21	ug/m3
106-99-0	54.09	1,3-Butadiene	ND	0.16	0.037	ppbv		ND	0.35	0.082	ug/m3
71-43-2	78.11	Benzene	14.2	0.16	0.0095	ppbv		45.4	0.51	0.030	ug/m3
75-27-4	163.8	Bromodichloromethane	ND	0.080	0.021	ppbv		ND	0.54	0.14	ug/m3
75-25-2	252.8	Bromoform	ND	0.032	0.030	ppbv		ND	0.33	0.31	ug/m3
74-83-9	94.94	Bromomethane	ND	0.16	0.018	ppbv		ND	0.62	0.070	ug/m3
593-60-2	106.9	Bromoethene	ND	0.16	0.018	ppbv		ND	0.70	0.079	ug/m3
100-44-7	126	Benzyl Chloride	ND	0.16	0.045	ppbv		ND	0.82	0.23	ug/m3
75-15-0	76.14	Carbon disulfide	153 [a]	8.0	0.94	ppbv		476 [a]	25	2.9	ug/m3
108-90-7	112.6	Chlorobenzene	ND	0.16	0.021	ppbv		ND	0.74	0.097	ug/m3
75-00-3	64.52	Chloroethane	ND	0.16	0.039	ppbv		ND	0.42	0.10	ug/m3
67-66-3	119.4	Chloroform	ND	0.16	0.016	ppbv		ND	0.78	0.078	ug/m3
74-87-3	50.49	Chloromethane	0.13	0.16	0.012	ppbv	J	0.27	0.33	0.025	ug/m3
107-05-1	76.53	3-Chloropropene	ND	0.16	0.032	ppbv		ND	0.50	0.10	ug/m3
95-49-8	126.6	2-Chlorotoluene	ND	0.16	0.020	ppbv		ND	0.83	0.10	ug/m3
56-23-5	153.8	Carbon tetrachloride	ND	0.032	0.019	ppbv		ND	0.20	0.12	ug/m3
110-82-7	84.16	Cyclohexane	39.0 [a]	8.0	0.88	ppbv		134 [a]	28	3.0	ug/m3
75-34-3	98.96	1,1-Dichloroethane	ND	0.16	0.0093	ppbv		ND	0.65	0.038	ug/m3
75-35-4	96.94	1,1-Dichloroethylene	1.0	0.032	0.013	ppbv		4.0	0.13	0.052	ug/m3
106-93-4	187.9	1,2-Dibromoethane (EDB)	ND	0.080	0.014	ppbv		ND	0.61	0.11	ug/m3
107-06-2	98.96	1,2-Dichloroethane	ND	0.16	0.017	ppbv		ND	0.65	0.069	ug/m3
78-87-5	113	1,2-Dichloropropane	ND	0.16	0.015	ppbv		ND	0.74	0.069	ug/m3
123-91-1	88.12	1,4-Dioxane	ND	0.16	0.042	ppbv		ND	0.58	0.15	ug/m3
75-71-8	120.9	Dichlorodifluoromethane	0.35	0.16	0.013	ppbv		1.7	0.79	0.064	ug/m3
124-48-1	208.3	Dibromochloromethane	ND	0.080	0.027	ppbv		ND	0.68	0.23	ug/m3
156-60-5	96.94	trans-1,2-Dichloroethylene	1.8	0.16	0.0058	ppbv		7.1	0.63	0.023	ug/m3
156-59-2	96.94	cis-1,2-Dichloroethylene	1.2	0.032	0.0094	ppbv		4.8	0.13	0.037	ug/m3
10061-01-5	111	cis-1,3-Dichloropropene	ND	0.16	0.016	ppbv		ND	0.73	0.073	ug/m3
541-73-1	147	m-Dichlorobenzene	ND	0.080	0.015	ppbv		ND	0.48	0.090	ug/m3
95-50-1	147	o-Dichlorobenzene	ND	0.032	0.017	ppbv		ND	0.19	0.10	ug/m3
106-46-7	147	p-Dichlorobenzene	ND	0.080	0.014	ppbv		ND	0.48	0.084	ug/m3
10061-02-6	111	trans-1,3-Dichloropropene	ND	0.16	0.016	ppbv		ND	0.73	0.073	ug/m3

ND = Not detected MDL = Method Detection Limit J = Indicates an estimated value
RL = Reporting Limit B = Indicates analyte found in associated method blank
E = Indicates value exceeds calibration range N = Indicates presumptive evidence of a compound

Report of Analysis

Client Sample ID:	TT-SB-39SV		
Lab Sample ID:	JD36521-5	**Date Sampled:**	12/08/21
Matrix:	AIR - Soil Vapor Comp. Summa ID: A743	**Date Received:**	12/09/21
Method:	TO-15	**Percent Solids:**	n/a
Project:	2nd Avenue and 33-39th Street, Brooklyn, NY		

VOA TO15 List

CAS No.	MW	Compound	Result	RL	MDL	Units	Q	Result	RL	MDL	Units
64-17-5	46.07	Ethanol	3.7	0.40	0.17	ppbv		7.0	0.75	0.32	ug/m3
100-41-4	106.2	Ethylbenzene	0.66	0.16	0.012	ppbv		2.9	0.69	0.052	ug/m3
141-78-6	88	Ethyl Acetate	4.2	0.16	0.030	ppbv		15	0.58	0.11	ug/m3
622-96-8	120.19	4-Ethyltoluene	ND	0.16	0.024	ppbv		ND	0.79	0.12	ug/m3
76-13-1	187.4	Freon 113	ND	0.080	0.014	ppbv		ND	0.61	0.11	ug/m3
76-14-2	170.9	Freon 114	ND	0.080	0.015	ppbv		ND	0.56	0.10	ug/m3
142-82-5	100.2	Heptane	29.4	0.16	0.014	ppbv		120	0.66	0.057	ug/m3
87-68-3	260.8	Hexachlorobutadiene	ND	0.072	0.036	ppbv		ND	0.77	0.38	ug/m3
110-54-3	86.18	Hexane	58.5 [a]	8.0	0.42	ppbv		206 [a]	28	1.5	ug/m3
591-78-6	100	2-Hexanone	ND	0.16	0.029	ppbv		ND	0.65	0.12	ug/m3
67-63-0	60.1	Isopropyl Alcohol	0.56	0.16	0.052	ppbv		1.4	0.39	0.13	ug/m3
75-09-2	84.94	Methylene chloride	0.31	0.16	0.012	ppbv		1.1	0.56	0.042	ug/m3
78-93-3	72.11	Methyl ethyl ketone	27.7	0.16	0.034	ppbv		81.7	0.47	0.10	ug/m3
108-10-1	100.2	Methyl Isobutyl Ketone	ND	0.16	0.029	ppbv		ND	0.66	0.12	ug/m3
1634-04-4	88.15	Methyl Tert Butyl Ether	ND	0.16	0.015	ppbv		ND	0.58	0.054	ug/m3
80-62-6	100.12	Methylmethacrylate	ND	0.16	0.026	ppbv		ND	0.66	0.11	ug/m3
115-07-1	42	Propylene	ND	0.40	0.013	ppbv		ND	0.69	0.022	ug/m3
100-42-5	104.1	Styrene	0.10	0.16	0.015	ppbv	J	0.43	0.68	0.064	ug/m3
71-55-6	133.4	1,1,1-Trichloroethane	ND	0.080	0.027	ppbv		ND	0.44	0.15	ug/m3
79-34-5	167.85	1,1,2,2-Tetrachloroethane	ND	0.080	0.022	ppbv		ND	0.55	0.15	ug/m3
79-00-5	133.4	1,1,2-Trichloroethane	ND	0.080	0.024	ppbv		ND	0.44	0.13	ug/m3
120-82-1	181.5	1,2,4-Trichlorobenzene	ND	0.080	0.071	ppbv		ND	0.59	0.53	ug/m3
95-63-6	120.19	1,2,4-Trimethylbenzene	0.25	0.16	0.026	ppbv		1.2	0.79	0.13	ug/m3
108-67-8	120.19	1,3,5-Trimethylbenzene	0.093	0.16	0.027	ppbv	J	0.46	0.79	0.13	ug/m3
540-84-1	114.2	2,2,4-Trimethylpentane	12.5	0.16	0.017	ppbv		58.4	0.75	0.079	ug/m3
75-65-0	74.12	Tertiary Butyl Alcohol	1.0	0.16	0.011	ppbv		3.0	0.49	0.033	ug/m3
127-18-4	165.8	Tetrachloroethylene	0.74	0.032	0.025	ppbv		5.0	0.22	0.17	ug/m3
109-99-9	72.11	Tetrahydrofuran	ND	0.16	0.040	ppbv		ND	0.47	0.12	ug/m3
108-88-3	92.14	Toluene	3.0	0.16	0.012	ppbv		11	0.60	0.045	ug/m3
79-01-6	131.4	Trichloroethylene	ND	0.032	0.015	ppbv		ND	0.17	0.081	ug/m3
75-69-4	137.4	Trichlorofluoromethane	0.081	0.080	0.022	ppbv		0.46	0.45	0.12	ug/m3
75-01-4	62.5	Vinyl chloride	37.3	0.032	0.018	ppbv		95.3	0.082	0.046	ug/m3
108-05-4	86	Vinyl Acetate	ND	0.16	0.027	ppbv		ND	0.56	0.095	ug/m3
	106.2	m,p-Xylene	1.5	0.16	0.027	ppbv		6.5	0.69	0.12	ug/m3
95-47-6	106.2	o-Xylene	ND	0.16	0.014	ppbv		ND	0.69	0.061	ug/m3
1330-20-7	106.2	Xylenes (total)	1.5	0.16	0.014	ppbv		6.5	0.69	0.061	ug/m3

CAS No.	Surrogate Recoveries	Run# 1	Run# 2	Limits
460-00-4	4-Bromofluorobenzene	99%	91%	65-128%

ND = Not detected MDL = Method Detection Limit
RL = Reporting Limit
E = Indicates value exceeds calibration range

J = Indicates an estimated value
B = Indicates analyte found in associated method blank
N = Indicates presumptive evidence of a compound

Report of Analysis

Client Sample ID:	TT-SB-39SV		
Lab Sample ID:	JD36521-5	**Date Sampled:**	12/08/21
Matrix:	AIR - Soil Vapor Comp. Summa ID: A743	**Date Received:**	12/09/21
Method:	TO-15	**Percent Solids:**	n/a
Project:	2nd Avenue and 33-39th Street, Brooklyn, NY		

VOA TO15 List

CAS No.	MW	Compound	Result	RL	MDL	Units	Q	Result	RL	MDL	Units

(a) Result is from Run# 2

ND = Not detected MDL = Method Detection Limit J = Indicates an estimated value
RL = Reporting Limit B = Indicates analyte found in associated method blank
E = Indicates value exceeds calibration range N = Indicates presumptive evidence of a compound

Report of Analysis

Client Sample ID:	TT-SB-37SV		
Lab Sample ID:	JD36521-6	**Date Sampled:**	12/08/21
Matrix:	AIR - Soil Vapor Comp. Summa ID: M011	**Date Received:**	12/09/21
Method:	TO-15	**Percent Solids:**	n/a
Project:	2nd Avenue and 33-39th Street, Brooklyn, NY		

	File ID	DF	Analyzed	By	Prep Date	Prep Batch	Analytical Batch
Run #1	5W46824.D	1	12/15/21 02:58	DFT	n/a	n/a	V5W1936
Run #2							

	Initial Volume
Run #1	400 ml
Run #2	

VOA TO15 List

CAS No.	MW	Compound	Result	RL	MDL	Units	Q	Result	RL	MDL	Units
67-64-1	58.08	Acetone (2-Propanone)	5.0	0.20	0.11	ppbv		12	0.48	0.26	ug/m3
106-99-0	54.09	1,3-Butadiene	ND	0.20	0.046	ppbv		ND	0.44	0.10	ug/m3
71-43-2	78.11	Benzene	1.3	0.20	0.012	ppbv		4.2	0.64	0.038	ug/m3
75-27-4	163.8	Bromodichloromethane	ND	0.10	0.027	ppbv		ND	0.67	0.18	ug/m3
75-25-2	252.8	Bromoform	ND	0.040	0.037	ppbv		ND	0.41	0.38	ug/m3
74-83-9	94.94	Bromomethane	ND	0.20	0.022	ppbv		ND	0.78	0.085	ug/m3
593-60-2	106.9	Bromoethene	ND	0.20	0.022	ppbv		ND	0.87	0.096	ug/m3
100-44-7	126	Benzyl Chloride	ND	0.20	0.057	ppbv		ND	1.0	0.29	ug/m3
75-15-0	76.14	Carbon disulfide	0.78	0.20	0.024	ppbv		2.4	0.62	0.075	ug/m3
108-90-7	112.6	Chlorobenzene	ND	0.20	0.026	ppbv		ND	0.92	0.12	ug/m3
75-00-3	64.52	Chloroethane	ND	0.20	0.048	ppbv		ND	0.53	0.13	ug/m3
67-66-3	119.4	Chloroform	0.16	0.20	0.020	ppbv	J	0.78	0.98	0.098	ug/m3
74-87-3	50.49	Chloromethane	ND	0.20	0.015	ppbv		ND	0.41	0.031	ug/m3
107-05-1	76.53	3-Chloropropene	ND	0.20	0.040	ppbv		ND	0.63	0.13	ug/m3
95-49-8	126.6	2-Chlorotoluene	ND	0.20	0.025	ppbv		ND	1.0	0.13	ug/m3
56-23-5	153.8	Carbon tetrachloride	ND	0.040	0.024	ppbv		ND	0.25	0.15	ug/m3
110-82-7	84.16	Cyclohexane	ND	0.20	0.022	ppbv		ND	0.69	0.076	ug/m3
75-34-3	98.96	1,1-Dichloroethane	ND	0.20	0.012	ppbv		ND	0.81	0.049	ug/m3
75-35-4	96.94	1,1-Dichloroethylene	ND	0.040	0.017	ppbv		ND	0.16	0.067	ug/m3
106-93-4	187.9	1,2-Dibromoethane (EDB)	ND	0.10	0.018	ppbv		ND	0.77	0.14	ug/m3
107-06-2	98.96	1,2-Dichloroethane	ND	0.20	0.021	ppbv		ND	0.81	0.085	ug/m3
78-87-5	113	1,2-Dichloropropane	ND	0.20	0.019	ppbv		ND	0.92	0.088	ug/m3
123-91-1	88.12	1,4-Dioxane	0.24	0.20	0.052	ppbv		0.86	0.72	0.19	ug/m3
75-71-8	120.9	Dichlorodifluoromethane	0.42	0.20	0.017	ppbv		2.1	0.99	0.084	ug/m3
124-48-1	208.3	Dibromochloromethane	ND	0.10	0.033	ppbv		ND	0.85	0.28	ug/m3
156-60-5	96.94	trans-1,2-Dichloroethylene	ND	0.20	0.0073	ppbv		ND	0.79	0.029	ug/m3
156-59-2	96.94	cis-1,2-Dichloroethylene	ND	0.040	0.012	ppbv		ND	0.16	0.048	ug/m3
10061-01-5	111	cis-1,3-Dichloropropene	ND	0.20	0.020	ppbv		ND	0.91	0.091	ug/m3
541-73-1	147	m-Dichlorobenzene	ND	0.10	0.019	ppbv		ND	0.60	0.11	ug/m3
95-50-1	147	o-Dichlorobenzene	ND	0.040	0.022	ppbv		ND	0.24	0.13	ug/m3
106-46-7	147	p-Dichlorobenzene	ND	0.10	0.018	ppbv		ND	0.60	0.11	ug/m3
10061-02-6	111	trans-1,3-Dichloropropene	ND	0.20	0.020	ppbv		ND	0.91	0.091	ug/m3

ND = Not detected MDL = Method Detection Limit J = Indicates an estimated value
RL = Reporting Limit B = Indicates analyte found in associated method blank
E = Indicates value exceeds calibration range N = Indicates presumptive evidence of a compound

Report of Analysis

Client Sample ID:	TT-SB-37SV		
Lab Sample ID:	JD36521-6	**Date Sampled:**	12/08/21
Matrix:	AIR - Soil Vapor Comp. Summa ID: M011	**Date Received:**	12/09/21
Method:	TO-15	**Percent Solids:**	n/a
Project:	2nd Avenue and 33-39th Street, Brooklyn, NY		

VOA TO15 List

CAS No.	MW	Compound	Result	RL	MDL	Units	Q	Result	RL	MDL	Units
64-17-5	46.07	Ethanol	2.6	0.50	0.22	ppbv		4.9	0.94	0.41	ug/m3
100-41-4	106.2	Ethylbenzene	0.30	0.20	0.015	ppbv		1.3	0.87	0.065	ug/m3
141-78-6	88	Ethyl Acetate	5.5	0.20	0.038	ppbv		20	0.72	0.14	ug/m3
622-96-8	120.19	4-Ethyltoluene	0.56	0.20	0.030	ppbv		2.8	0.98	0.15	ug/m3
76-13-1	187.4	Freon 113	0.60	0.10	0.017	ppbv		4.6	0.77	0.13	ug/m3
76-14-2	170.9	Freon 114	ND	0.10	0.019	ppbv		ND	0.70	0.13	ug/m3
142-82-5	100.2	Heptane	0.30	0.20	0.018	ppbv		1.2	0.82	0.074	ug/m3
87-68-3	260.8	Hexachlorobutadiene	0.15	0.090	0.046	ppbv		1.6	0.96	0.49	ug/m3
110-54-3	86.18	Hexane	0.46	0.20	0.011	ppbv		1.6	0.70	0.039	ug/m3
591-78-6	100	2-Hexanone	ND	0.20	0.036	ppbv		ND	0.82	0.15	ug/m3
67-63-0	60.1	Isopropyl Alcohol	0.60	0.20	0.065	ppbv		1.5	0.49	0.16	ug/m3
75-09-2	84.94	Methylene chloride	0.39	0.20	0.015	ppbv		1.4	0.69	0.052	ug/m3
78-93-3	72.11	Methyl ethyl ketone	5.4	0.20	0.042	ppbv		16	0.59	0.12	ug/m3
108-10-1	100.2	Methyl Isobutyl Ketone	ND	0.20	0.036	ppbv		ND	0.82	0.15	ug/m3
1634-04-4	88.15	Methyl Tert Butyl Ether	ND	0.20	0.019	ppbv		ND	0.72	0.069	ug/m3
80-62-6	100.12	Methylmethacrylate	ND	0.20	0.033	ppbv		ND	0.82	0.14	ug/m3
115-07-1	42	Propylene	ND	0.50	0.016	ppbv		ND	0.86	0.027	ug/m3
100-42-5	104.1	Styrene	0.17	0.20	0.019	ppbv	J	0.72	0.85	0.081	ug/m3
71-55-6	133.4	1,1,1-Trichloroethane	ND	0.10	0.033	ppbv		ND	0.55	0.18	ug/m3
79-34-5	167.85	1,1,2,2-Tetrachloroethane	ND	0.10	0.027	ppbv		ND	0.69	0.19	ug/m3
79-00-5	133.4	1,1,2-Trichloroethane	ND	0.10	0.030	ppbv		ND	0.55	0.16	ug/m3
120-82-1	181.5	1,2,4-Trichlorobenzene	0.13	0.10	0.089	ppbv		0.97	0.74	0.66	ug/m3
95-63-6	120.19	1,2,4-Trimethylbenzene	0.47	0.20	0.033	ppbv		2.3	0.98	0.16	ug/m3
108-67-8	120.19	1,3,5-Trimethylbenzene	0.16	0.20	0.034	ppbv	J	0.79	0.98	0.17	ug/m3
540-84-1	114.2	2,2,4-Trimethylpentane	0.12	0.20	0.022	ppbv	J	0.56	0.93	0.10	ug/m3
75-65-0	74.12	Tertiary Butyl Alcohol	1.1	0.20	0.014	ppbv		3.3	0.61	0.042	ug/m3
127-18-4	165.8	Tetrachloroethylene	1.6	0.040	0.031	ppbv		11	0.27	0.21	ug/m3
109-99-9	72.11	Tetrahydrofuran	4.7	0.20	0.050	ppbv		14	0.59	0.15	ug/m3
108-88-3	92.14	Toluene	1.3	0.20	0.014	ppbv		4.9	0.75	0.053	ug/m3
79-01-6	131.4	Trichloroethylene	0.27	0.040	0.019	ppbv		1.5	0.21	0.10	ug/m3
75-69-4	137.4	Trichlorofluoromethane	3.5	0.10	0.028	ppbv		20	0.56	0.16	ug/m3
75-01-4	62.5	Vinyl chloride	ND	0.040	0.022	ppbv		ND	0.10	0.056	ug/m3
108-05-4	86	Vinyl Acetate	ND	0.20	0.034	ppbv		ND	0.70	0.12	ug/m3
	106.2	m,p-Xylene	1.2	0.20	0.034	ppbv		5.2	0.87	0.15	ug/m3
95-47-6	106.2	o-Xylene	0.43	0.20	0.017	ppbv		1.9	0.87	0.074	ug/m3
1330-20-7	106.2	Xylenes (total)	1.6	0.20	0.017	ppbv		6.9	0.87	0.074	ug/m3

CAS No.	Surrogate Recoveries	Run# 1	Run# 2	Limits
460-00-4	4-Bromofluorobenzene	94%		65-128%

ND = Not detected MDL = Method Detection Limit
RL = Reporting Limit
E = Indicates value exceeds calibration range

J = Indicates an estimated value
B = Indicates analyte found in associated method blank
N = Indicates presumptive evidence of a compound

Report of Analysis

Client Sample ID:	TT-SB-A		
Lab Sample ID:	JD36521-7	**Date Sampled:**	12/08/21
Matrix:	AIR - Ambient Air Comp. Summa ID: M163	**Date Received:**	12/09/21
Method:	TO-15	**Percent Solids:**	n/a
Project:	2nd Avenue and 33-39th Street, Brooklyn, NY		

	File ID	DF	Analyzed	By	Prep Date	Prep Batch	Analytical Batch
Run #1	5W46825.D	1	12/15/21 03:55	DFT	n/a	n/a	V5W1936
Run #2							

	Initial Volume
Run #1	500 ml
Run #2	

VOA TO15 List

CAS No.	MW	Compound	Result	RL	MDL	Units	Q	Result	RL	MDL	Units
67-64-1	58.08	Acetone (2-Propanone)	1.8	0.16	0.090	ppbv		4.3	0.38	0.21	ug/m3
106-99-0	54.09	1,3-Butadiene	ND	0.16	0.037	ppbv		ND	0.35	0.082	ug/m3
71-43-2	78.11	Benzene	0.24	0.16	0.0095	ppbv		0.77	0.51	0.030	ug/m3
75-27-4	163.8	Bromodichloromethane	ND	0.080	0.021	ppbv		ND	0.54	0.14	ug/m3
75-25-2	252.8	Bromoform	ND	0.032	0.030	ppbv		ND	0.33	0.31	ug/m3
74-83-9	94.94	Bromomethane	ND	0.16	0.018	ppbv		ND	0.62	0.070	ug/m3
593-60-2	106.9	Bromoethene	ND	0.16	0.018	ppbv		ND	0.70	0.079	ug/m3
100-44-7	126	Benzyl Chloride	ND	0.16	0.045	ppbv		ND	0.82	0.23	ug/m3
75-15-0	76.14	Carbon disulfide	ND	0.16	0.019	ppbv		ND	0.50	0.059	ug/m3
108-90-7	112.6	Chlorobenzene	ND	0.16	0.021	ppbv		ND	0.74	0.097	ug/m3
75-00-3	64.52	Chloroethane	ND	0.16	0.039	ppbv		ND	0.42	0.10	ug/m3
67-66-3	119.4	Chloroform	ND	0.16	0.016	ppbv		ND	0.78	0.078	ug/m3
74-87-3	50.49	Chloromethane	0.42	0.16	0.012	ppbv		0.87	0.33	0.025	ug/m3
107-05-1	76.53	3-Chloropropene	ND	0.16	0.032	ppbv		ND	0.50	0.10	ug/m3
95-49-8	126.6	2-Chlorotoluene	ND	0.16	0.020	ppbv		ND	0.83	0.10	ug/m3
56-23-5	153.8	Carbon tetrachloride	ND	0.032	0.019	ppbv		ND	0.20	0.12	ug/m3
110-82-7	84.16	Cyclohexane	0.079	0.16	0.018	ppbv	J	0.27	0.55	0.062	ug/m3
75-34-3	98.96	1,1-Dichloroethane	ND	0.16	0.0093	ppbv		ND	0.65	0.038	ug/m3
75-35-4	96.94	1,1-Dichloroethylene	ND	0.032	0.013	ppbv		ND	0.13	0.052	ug/m3
106-93-4	187.9	1,2-Dibromoethane (EDB)	ND	0.080	0.014	ppbv		ND	0.61	0.11	ug/m3
107-06-2	98.96	1,2-Dichloroethane	ND	0.16	0.017	ppbv		ND	0.65	0.069	ug/m3
78-87-5	113	1,2-Dichloropropane	ND	0.16	0.015	ppbv		ND	0.74	0.069	ug/m3
123-91-1	88.12	1,4-Dioxane	ND	0.16	0.042	ppbv		ND	0.58	0.15	ug/m3
75-71-8	120.9	Dichlorodifluoromethane	0.36	0.16	0.013	ppbv		1.8	0.79	0.064	ug/m3
124-48-1	208.3	Dibromochloromethane	ND	0.080	0.027	ppbv		ND	0.68	0.23	ug/m3
156-60-5	96.94	trans-1,2-Dichloroethylene	ND	0.16	0.0058	ppbv		ND	0.63	0.023	ug/m3
156-59-2	96.94	cis-1,2-Dichloroethylene	ND	0.032	0.0094	ppbv		ND	0.13	0.037	ug/m3
10061-01-5	111	cis-1,3-Dichloropropene	ND	0.16	0.016	ppbv		ND	0.73	0.073	ug/m3
541-73-1	147	m-Dichlorobenzene	ND	0.080	0.015	ppbv		ND	0.48	0.090	ug/m3
95-50-1	147	o-Dichlorobenzene	ND	0.032	0.017	ppbv		ND	0.19	0.10	ug/m3
106-46-7	147	p-Dichlorobenzene	ND	0.080	0.014	ppbv		ND	0.48	0.084	ug/m3
10061-02-6	111	trans-1,3-Dichloropropene	ND	0.16	0.016	ppbv		ND	0.73	0.073	ug/m3

ND = Not detected MDL = Method Detection Limit J = Indicates an estimated value
RL = Reporting Limit B = Indicates analyte found in associated method blank
E = Indicates value exceeds calibration range N = Indicates presumptive evidence of a compound

Report of Analysis

Client Sample ID:	TT-SB-A		
Lab Sample ID:	JD36521-7	**Date Sampled:**	12/08/21
Matrix:	AIR - Ambient Air Comp. Summa ID: M163	**Date Received:**	12/09/21
Method:	TO-15	**Percent Solids:**	n/a
Project:	2nd Avenue and 33-39th Street, Brooklyn, NY		

VOA TO15 List

CAS No.	MW	Compound	Result	RL	MDL	Units	Q	Result	RL	MDL	Units
64-17-5	46.07	Ethanol	5.9	0.40	0.17	ppbv		11	0.75	0.32	ug/m3
100-41-4	106.2	Ethylbenzene	ND	0.16	0.012	ppbv		ND	0.69	0.052	ug/m3
141-78-6	88	Ethyl Acetate	18.1	0.16	0.030	ppbv		65.1	0.58	0.11	ug/m3
622-96-8	120.19	4-Ethyltoluene	ND	0.16	0.024	ppbv		ND	0.79	0.12	ug/m3
76-13-1	187.4	Freon 113	ND	0.080	0.014	ppbv		ND	0.61	0.11	ug/m3
76-14-2	170.9	Freon 114	ND	0.080	0.015	ppbv		ND	0.56	0.10	ug/m3
142-82-5	100.2	Heptane	ND	0.16	0.014	ppbv		ND	0.66	0.057	ug/m3
87-68-3	260.8	Hexachlorobutadiene	ND	0.072	0.036	ppbv		ND	0.77	0.38	ug/m3
110-54-3	86.18	Hexane	0.14	0.16	0.0085	ppbv	J	0.49	0.56	0.030	ug/m3
591-78-6	100	2-Hexanone	ND	0.16	0.029	ppbv		ND	0.65	0.12	ug/m3
67-63-0	60.1	Isopropyl Alcohol	0.89	0.16	0.052	ppbv		2.2	0.39	0.13	ug/m3
75-09-2	84.94	Methylene chloride	0.24	0.16	0.012	ppbv		0.83	0.56	0.042	ug/m3
78-93-3	72.11	Methyl ethyl ketone	0.14	0.16	0.034	ppbv	J	0.41	0.47	0.10	ug/m3
108-10-1	100.2	Methyl Isobutyl Ketone	ND	0.16	0.029	ppbv		ND	0.66	0.12	ug/m3
1634-04-4	88.15	Methyl Tert Butyl Ether	ND	0.16	0.015	ppbv		ND	0.58	0.054	ug/m3
80-62-6	100.12	Methylmethacrylate	ND	0.16	0.026	ppbv		ND	0.66	0.11	ug/m3
115-07-1	42	Propylene	ND	0.40	0.013	ppbv		ND	0.69	0.022	ug/m3
100-42-5	104.1	Styrene	ND	0.16	0.015	ppbv		ND	0.68	0.064	ug/m3
71-55-6	133.4	1,1,1-Trichloroethane	ND	0.080	0.027	ppbv		ND	0.44	0.15	ug/m3
79-34-5	167.85	1,1,2,2-Tetrachloroethane	ND	0.080	0.022	ppbv		ND	0.55	0.15	ug/m3
79-00-5	133.4	1,1,2-Trichloroethane	ND	0.080	0.024	ppbv		ND	0.44	0.13	ug/m3
120-82-1	181.5	1,2,4-Trichlorobenzene	ND	0.080	0.071	ppbv		ND	0.59	0.53	ug/m3
95-63-6	120.19	1,2,4-Trimethylbenzene	ND	0.16	0.026	ppbv		ND	0.79	0.13	ug/m3
108-67-8	120.19	1,3,5-Trimethylbenzene	ND	0.16	0.027	ppbv		ND	0.79	0.13	ug/m3
540-84-1	114.2	2,2,4-Trimethylpentane	0.093	0.16	0.017	ppbv	J	0.43	0.75	0.079	ug/m3
75-65-0	74.12	Tertiary Butyl Alcohol	ND	0.16	0.011	ppbv		ND	0.49	0.033	ug/m3
127-18-4	165.8	Tetrachloroethylene	0.053	0.032	0.025	ppbv		0.36	0.22	0.17	ug/m3
109-99-9	72.11	Tetrahydrofuran	ND	0.16	0.040	ppbv		ND	0.47	0.12	ug/m3
108-88-3	92.14	Toluene	0.40	0.16	0.012	ppbv		1.5	0.60	0.045	ug/m3
79-01-6	131.4	Trichloroethylene	ND	0.032	0.015	ppbv		ND	0.17	0.081	ug/m3
75-69-4	137.4	Trichlorofluoromethane	0.20	0.080	0.022	ppbv		1.1	0.45	0.12	ug/m3
75-01-4	62.5	Vinyl chloride	ND	0.032	0.018	ppbv		ND	0.082	0.046	ug/m3
108-05-4	86	Vinyl Acetate	ND	0.16	0.027	ppbv		ND	0.56	0.095	ug/m3
	106.2	m,p-Xylene	0.21	0.16	0.027	ppbv		0.91	0.69	0.12	ug/m3
95-47-6	106.2	o-Xylene	ND	0.16	0.014	ppbv		ND	0.69	0.061	ug/m3
1330-20-7	106.2	Xylenes (total)	0.21	0.16	0.014	ppbv		0.91	0.69	0.061	ug/m3

CAS No.	Surrogate Recoveries	Run# 1	Run# 2	Limits
460-00-4	4-Bromofluorobenzene	95%		65-128%

ND = Not detected MDL = Method Detection Limit J = Indicates an estimated value
RL = Reporting Limit B = Indicates analyte found in associated method blank
E = Indicates value exceeds calibration range N = Indicates presumptive evidence of a compound

Report of Analysis

Client Sample ID:	TT-SB-19SV		
Lab Sample ID:	JD36521-8	**Date Sampled:**	12/08/21
Matrix:	AIR - Soil Vapor Comp. Summa ID: A1364	**Date Received:**	12/09/21
Method:	TO-15	**Percent Solids:**	n/a
Project:	2nd Avenue and 33-39th Street, Brooklyn, NY		

	File ID	DF	Analyzed	By	Prep Date	Prep Batch	Analytical Batch
Run #1	5W46826.D	1	12/15/21 04:50	DFT	n/a	n/a	V5W1936
Run #2							

	Initial Volume
Run #1	400 ml
Run #2	

VOA TO15 List

CAS No.	MW	Compound	Result	RL	MDL	Units	Q	Result	RL	MDL	Units
67-64-1	58.08	Acetone (2-Propanone)	16.7	0.20	0.11	ppbv		39.7	0.48	0.26	ug/m3
106-99-0	54.09	1,3-Butadiene	ND	0.20	0.046	ppbv		ND	0.44	0.10	ug/m3
71-43-2	78.11	Benzene	ND	0.20	0.012	ppbv		ND	0.64	0.038	ug/m3
75-27-4	163.8	Bromodichloromethane	ND	0.10	0.027	ppbv		ND	0.67	0.18	ug/m3
75-25-2	252.8	Bromoform	ND	0.040	0.037	ppbv		ND	0.41	0.38	ug/m3
74-83-9	94.94	Bromomethane	ND	0.20	0.022	ppbv		ND	0.78	0.085	ug/m3
593-60-2	106.9	Bromoethene	ND	0.20	0.022	ppbv		ND	0.87	0.096	ug/m3
100-44-7	126	Benzyl Chloride	ND	0.20	0.057	ppbv		ND	1.0	0.29	ug/m3
75-15-0	76.14	Carbon disulfide	0.11	0.20	0.024	ppbv	J	0.34	0.62	0.075	ug/m3
108-90-7	112.6	Chlorobenzene	ND	0.20	0.026	ppbv		ND	0.92	0.12	ug/m3
75-00-3	64.52	Chloroethane	ND	0.20	0.048	ppbv		ND	0.53	0.13	ug/m3
67-66-3	119.4	Chloroform	ND	0.20	0.020	ppbv		ND	0.98	0.098	ug/m3
74-87-3	50.49	Chloromethane	ND	0.20	0.015	ppbv		ND	0.41	0.031	ug/m3
107-05-1	76.53	3-Chloropropene	ND	0.20	0.040	ppbv		ND	0.63	0.13	ug/m3
95-49-8	126.6	2-Chlorotoluene	ND	0.20	0.025	ppbv		ND	1.0	0.13	ug/m3
56-23-5	153.8	Carbon tetrachloride	ND	0.040	0.024	ppbv		ND	0.25	0.15	ug/m3
110-82-7	84.16	Cyclohexane	ND	0.20	0.022	ppbv		ND	0.69	0.076	ug/m3
75-34-3	98.96	1,1-Dichloroethane	ND	0.20	0.012	ppbv		ND	0.81	0.049	ug/m3
75-35-4	96.94	1,1-Dichloroethylene	ND	0.040	0.017	ppbv		ND	0.16	0.067	ug/m3
106-93-4	187.9	1,2-Dibromoethane (EDB)	ND	0.10	0.018	ppbv		ND	0.77	0.14	ug/m3
107-06-2	98.96	1,2-Dichloroethane	ND	0.20	0.021	ppbv		ND	0.81	0.085	ug/m3
78-87-5	113	1,2-Dichloropropane	ND	0.20	0.019	ppbv		ND	0.92	0.088	ug/m3
123-91-1	88.12	1,4-Dioxane	ND	0.20	0.052	ppbv		ND	0.72	0.19	ug/m3
75-71-8	120.9	Dichlorodifluoromethane	0.24	0.20	0.017	ppbv		1.2	0.99	0.084	ug/m3
124-48-1	208.3	Dibromochloromethane	ND	0.10	0.033	ppbv		ND	0.85	0.28	ug/m3
156-60-5	96.94	trans-1,2-Dichloroethylene	ND	0.20	0.0073	ppbv		ND	0.79	0.029	ug/m3
156-59-2	96.94	cis-1,2-Dichloroethylene	ND	0.040	0.012	ppbv		ND	0.16	0.048	ug/m3
10061-01-5	111	cis-1,3-Dichloropropene	ND	0.20	0.020	ppbv		ND	0.91	0.091	ug/m3
541-73-1	147	m-Dichlorobenzene	ND	0.10	0.019	ppbv		ND	0.60	0.11	ug/m3
95-50-1	147	o-Dichlorobenzene	ND	0.040	0.022	ppbv		ND	0.24	0.13	ug/m3
106-46-7	147	p-Dichlorobenzene	ND	0.10	0.018	ppbv		ND	0.60	0.11	ug/m3
10061-02-6	111	trans-1,3-Dichloropropene	ND	0.20	0.020	ppbv		ND	0.91	0.091	ug/m3

ND = Not detected MDL = Method Detection Limit J = Indicates an estimated value
RL = Reporting Limit B = Indicates analyte found in associated method blank
E = Indicates value exceeds calibration range N = Indicates presumptive evidence of a compound

Report of Analysis

Client Sample ID:	TT-SB-19SV		
Lab Sample ID:	JD36521-8	**Date Sampled:**	12/08/21
Matrix:	AIR - Soil Vapor Comp. Summa ID: A1364	**Date Received:**	12/09/21
Method:	TO-15	**Percent Solids:**	n/a
Project:	2nd Avenue and 33-39th Street, Brooklyn, NY		

VOA TO15 List

CAS No.	MW	Compound	Result	RL	MDL	Units	Q	Result	RL	MDL	Units
64-17-5	46.07	Ethanol	4.1	0.50	0.22	ppbv		7.7	0.94	0.41	ug/m3
100-41-4	106.2	Ethylbenzene	0.12	0.20	0.015	ppbv	J	0.52	0.87	0.065	ug/m3
141-78-6	88	Ethyl Acetate	1.1	0.20	0.038	ppbv		4.0	0.72	0.14	ug/m3
622-96-8	120.19	4-Ethyltoluene	0.29	0.20	0.030	ppbv		1.4	0.98	0.15	ug/m3
76-13-1	187.4	Freon 113	0.038	0.10	0.017	ppbv	J	0.29	0.77	0.13	ug/m3
76-14-2	170.9	Freon 114	ND	0.10	0.019	ppbv		ND	0.70	0.13	ug/m3
142-82-5	100.2	Heptane	0.50	0.20	0.018	ppbv		2.0	0.82	0.074	ug/m3
87-68-3	260.8	Hexachlorobutadiene	ND	0.090	0.046	ppbv		ND	0.96	0.49	ug/m3
110-54-3	86.18	Hexane	0.27	0.20	0.011	ppbv		0.95	0.70	0.039	ug/m3
591-78-6	100	2-Hexanone	4.7	0.20	0.036	ppbv		19	0.82	0.15	ug/m3
67-63-0	60.1	Isopropyl Alcohol	0.32	0.20	0.065	ppbv		0.79	0.49	0.16	ug/m3
75-09-2	84.94	Methylene chloride	0.15	0.20	0.015	ppbv	J	0.52	0.69	0.052	ug/m3
78-93-3	72.11	Methyl ethyl ketone	36.4	0.20	0.042	ppbv		107	0.59	0.12	ug/m3
108-10-1	100.2	Methyl Isobutyl Ketone	ND	0.20	0.036	ppbv		ND	0.82	0.15	ug/m3
1634-04-4	88.15	Methyl Tert Butyl Ether	ND	0.20	0.019	ppbv		ND	0.72	0.069	ug/m3
80-62-6	100.12	Methylmethacrylate	ND	0.20	0.033	ppbv		ND	0.82	0.14	ug/m3
115-07-1	42	Propylene	5.9	0.50	0.016	ppbv		10	0.86	0.027	ug/m3
100-42-5	104.1	Styrene	0.18	0.20	0.019	ppbv	J	0.77	0.85	0.081	ug/m3
71-55-6	133.4	1,1,1-Trichloroethane	0.89	0.10	0.033	ppbv		4.9	0.55	0.18	ug/m3
79-34-5	167.85	1,1,2,2-Tetrachloroethane	ND	0.10	0.027	ppbv		ND	0.69	0.19	ug/m3
79-00-5	133.4	1,1,2-Trichloroethane	ND	0.10	0.030	ppbv		ND	0.55	0.16	ug/m3
120-82-1	181.5	1,2,4-Trichlorobenzene	ND	0.10	0.089	ppbv		ND	0.74	0.66	ug/m3
95-63-6	120.19	1,2,4-Trimethylbenzene	0.26	0.20	0.033	ppbv		1.3	0.98	0.16	ug/m3
108-67-8	120.19	1,3,5-Trimethylbenzene	ND	0.20	0.034	ppbv		ND	0.98	0.17	ug/m3
540-84-1	114.2	2,2,4-Trimethylpentane	ND	0.20	0.022	ppbv		ND	0.93	0.10	ug/m3
75-65-0	74.12	Tertiary Butyl Alcohol	0.94	0.20	0.014	ppbv		2.8	0.61	0.042	ug/m3
127-18-4	165.8	Tetrachloroethylene	0.30	0.040	0.031	ppbv		2.0	0.27	0.21	ug/m3
109-99-9	72.11	Tetrahydrofuran	ND	0.20	0.050	ppbv		ND	0.59	0.15	ug/m3
108-88-3	92.14	Toluene	0.40	0.20	0.014	ppbv		1.5	0.75	0.053	ug/m3
79-01-6	131.4	Trichloroethylene	ND	0.040	0.019	ppbv		ND	0.21	0.10	ug/m3
75-69-4	137.4	Trichlorofluoromethane	0.11	0.10	0.028	ppbv		0.62	0.56	0.16	ug/m3
75-01-4	62.5	Vinyl chloride	ND	0.040	0.022	ppbv		ND	0.10	0.056	ug/m3
108-05-4	86	Vinyl Acetate	ND	0.20	0.034	ppbv		ND	0.70	0.12	ug/m3
	106.2	m,p-Xylene	0.50	0.20	0.034	ppbv		2.2	0.87	0.15	ug/m3
95-47-6	106.2	o-Xylene	0.20	0.20	0.017	ppbv		0.87	0.87	0.074	ug/m3
1330-20-7	106.2	Xylenes (total)	0.70	0.20	0.017	ppbv		3.0	0.87	0.074	ug/m3

CAS No.	Surrogate Recoveries	Run# 1	Run# 2	Limits
460-00-4	4-Bromofluorobenzene	95%		65-128%

ND = Not detected MDL = Method Detection Limit J = Indicates an estimated value
RL = Reporting Limit B = Indicates analyte found in associated method blank
E = Indicates value exceeds calibration range N = Indicates presumptive evidence of a compound

Report of Analysis

Client Sample ID:	TT-SB-14SV		
Lab Sample ID:	JD36521-9	**Date Sampled:**	12/08/21
Matrix:	AIR - Soil Vapor Comp. Summa ID: A1361	**Date Received:**	12/09/21
Method:	TO-15	**Percent Solids:**	n/a
Project:	2nd Avenue and 33-39th Street, Brooklyn, NY		

	File ID	DF	Analyzed	By	Prep Date	Prep Batch	Analytical Batch
Run #1	5W46827.D	1	12/15/21 05:45	DFT	n/a	n/a	V5W1936
Run #2							

	Initial Volume
Run #1	400 ml
Run #2	

VOA TO15 List

CAS No.	MW	Compound	Result	RL	MDL	Units	Q	Result	RL	MDL	Units
67-64-1	58.08	Acetone (2-Propanone)	20.0	0.20	0.11	ppbv		47.5	0.48	0.26	ug/m3
106-99-0	54.09	1,3-Butadiene	ND	0.20	0.046	ppbv		ND	0.44	0.10	ug/m3
71-43-2	78.11	Benzene	0.73	0.20	0.012	ppbv		2.3	0.64	0.038	ug/m3
75-27-4	163.8	Bromodichloromethane	ND	0.10	0.027	ppbv		ND	0.67	0.18	ug/m3
75-25-2	252.8	Bromoform	ND	0.040	0.037	ppbv		ND	0.41	0.38	ug/m3
74-83-9	94.94	Bromomethane	ND	0.20	0.022	ppbv		ND	0.78	0.085	ug/m3
593-60-2	106.9	Bromoethene	ND	0.20	0.022	ppbv		ND	0.87	0.096	ug/m3
100-44-7	126	Benzyl Chloride	ND	0.20	0.057	ppbv		ND	1.0	0.29	ug/m3
75-15-0	76.14	Carbon disulfide	ND	0.20	0.024	ppbv		ND	0.62	0.075	ug/m3
108-90-7	112.6	Chlorobenzene	ND	0.20	0.026	ppbv		ND	0.92	0.12	ug/m3
75-00-3	64.52	Chloroethane	ND	0.20	0.048	ppbv		ND	0.53	0.13	ug/m3
67-66-3	119.4	Chloroform	0.18	0.20	0.020	ppbv	J	0.88	0.98	0.098	ug/m3
74-87-3	50.49	Chloromethane	ND	0.20	0.015	ppbv		ND	0.41	0.031	ug/m3
107-05-1	76.53	3-Chloropropene	ND	0.20	0.040	ppbv		ND	0.63	0.13	ug/m3
95-49-8	126.6	2-Chlorotoluene	ND	0.20	0.025	ppbv		ND	1.0	0.13	ug/m3
56-23-5	153.8	Carbon tetrachloride	ND	0.040	0.024	ppbv		ND	0.25	0.15	ug/m3
110-82-7	84.16	Cyclohexane	ND	0.20	0.022	ppbv		ND	0.69	0.076	ug/m3
75-34-3	98.96	1,1-Dichloroethane	0.15	0.20	0.012	ppbv	J	0.61	0.81	0.049	ug/m3
75-35-4	96.94	1,1-Dichloroethylene	ND	0.040	0.017	ppbv		ND	0.16	0.067	ug/m3
106-93-4	187.9	1,2-Dibromoethane (EDB)	ND	0.10	0.018	ppbv		ND	0.77	0.14	ug/m3
107-06-2	98.96	1,2-Dichloroethane	ND	0.20	0.021	ppbv		ND	0.81	0.085	ug/m3
78-87-5	113	1,2-Dichloropropane	ND	0.20	0.019	ppbv		ND	0.92	0.088	ug/m3
123-91-1	88.12	1,4-Dioxane	0.30	0.20	0.052	ppbv		1.1	0.72	0.19	ug/m3
75-71-8	120.9	Dichlorodifluoromethane	0.25	0.20	0.017	ppbv		1.2	0.99	0.084	ug/m3
124-48-1	208.3	Dibromochloromethane	ND	0.10	0.033	ppbv		ND	0.85	0.28	ug/m3
156-60-5	96.94	trans-1,2-Dichloroethylene	ND	0.20	0.0073	ppbv		ND	0.79	0.029	ug/m3
156-59-2	96.94	cis-1,2-Dichloroethylene	ND	0.040	0.012	ppbv		ND	0.16	0.048	ug/m3
10061-01-5	111	cis-1,3-Dichloropropene	ND	0.20	0.020	ppbv		ND	0.91	0.091	ug/m3
541-73-1	147	m-Dichlorobenzene	ND	0.10	0.019	ppbv		ND	0.60	0.11	ug/m3
95-50-1	147	o-Dichlorobenzene	ND	0.040	0.022	ppbv		ND	0.24	0.13	ug/m3
106-46-7	147	p-Dichlorobenzene	ND	0.10	0.018	ppbv		ND	0.60	0.11	ug/m3
10061-02-6	111	trans-1,3-Dichloropropene	ND	0.20	0.020	ppbv		ND	0.91	0.091	ug/m3

ND = Not detected MDL = Method Detection Limit J = Indicates an estimated value
RL = Reporting Limit B = Indicates analyte found in associated method blank
E = Indicates value exceeds calibration range N = Indicates presumptive evidence of a compound

Report of Analysis

Client Sample ID:	TT-SB-14SV		
Lab Sample ID:	JD36521-9	**Date Sampled:**	12/08/21
Matrix:	AIR - Soil Vapor Comp. Summa ID: A1361	**Date Received:**	12/09/21
Method:	TO-15	**Percent Solids:**	n/a
Project:	2nd Avenue and 33-39th Street, Brooklyn, NY		

VOA TO15 List

CAS No.	MW	Compound	Result	RL	MDL	Units	Q	Result	RL	MDL	Units
64-17-5	46.07	Ethanol	6.2	0.50	0.22	ppbv		12	0.94	0.41	ug/m3
100-41-4	106.2	Ethylbenzene	0.32	0.20	0.015	ppbv		1.4	0.87	0.065	ug/m3
141-78-6	88	Ethyl Acetate	1.1	0.20	0.038	ppbv		4.0	0.72	0.14	ug/m3
622-96-8	120.19	4-Ethyltoluene	0.52	0.20	0.030	ppbv		2.6	0.98	0.15	ug/m3
76-13-1	187.4	Freon 113	ND	0.10	0.017	ppbv		ND	0.77	0.13	ug/m3
76-14-2	170.9	Freon 114	ND	0.10	0.019	ppbv		ND	0.70	0.13	ug/m3
142-82-5	100.2	Heptane	0.87	0.20	0.018	ppbv		3.6	0.82	0.074	ug/m3
87-68-3	260.8	Hexachlorobutadiene	ND	0.090	0.046	ppbv		ND	0.96	0.49	ug/m3
110-54-3	86.18	Hexane	0.71	0.20	0.011	ppbv		2.5	0.70	0.039	ug/m3
591-78-6	100	2-Hexanone	ND	0.20	0.036	ppbv		ND	0.82	0.15	ug/m3
67-63-0	60.1	Isopropyl Alcohol	1.1	0.20	0.065	ppbv		2.7	0.49	0.16	ug/m3
75-09-2	84.94	Methylene chloride	ND	0.20	0.015	ppbv		ND	0.69	0.052	ug/m3
78-93-3	72.11	Methyl ethyl ketone	40.2	0.20	0.042	ppbv		119	0.59	0.12	ug/m3
108-10-1	100.2	Methyl Isobutyl Ketone	ND	0.20	0.036	ppbv		ND	0.82	0.15	ug/m3
1634-04-4	88.15	Methyl Tert Butyl Ether	ND	0.20	0.019	ppbv		ND	0.72	0.069	ug/m3
80-62-6	100.12	Methylmethacrylate	ND	0.20	0.033	ppbv		ND	0.82	0.14	ug/m3
115-07-1	42	Propylene	9.6	0.50	0.016	ppbv		16	0.86	0.027	ug/m3
100-42-5	104.1	Styrene	0.14	0.20	0.019	ppbv	J	0.60	0.85	0.081	ug/m3
71-55-6	133.4	1,1,1-Trichloroethane	0.24	0.10	0.033	ppbv		1.3	0.55	0.18	ug/m3
79-34-5	167.85	1,1,2,2-Tetrachloroethane	ND	0.10	0.027	ppbv		ND	0.69	0.19	ug/m3
79-00-5	133.4	1,1,2-Trichloroethane	ND	0.10	0.030	ppbv		ND	0.55	0.16	ug/m3
120-82-1	181.5	1,2,4-Trichlorobenzene	ND	0.10	0.089	ppbv		ND	0.74	0.66	ug/m3
95-63-6	120.19	1,2,4-Trimethylbenzene	0.43	0.20	0.033	ppbv		2.1	0.98	0.16	ug/m3
108-67-8	120.19	1,3,5-Trimethylbenzene	0.13	0.20	0.034	ppbv	J	0.64	0.98	0.17	ug/m3
540-84-1	114.2	2,2,4-Trimethylpentane	0.23	0.20	0.022	ppbv		1.1	0.93	0.10	ug/m3
75-65-0	74.12	Tertiary Butyl Alcohol	2.9	0.20	0.014	ppbv		8.8	0.61	0.042	ug/m3
127-18-4	165.8	Tetrachloroethylene	0.85	0.040	0.031	ppbv		5.8	0.27	0.21	ug/m3
109-99-9	72.11	Tetrahydrofuran	ND	0.20	0.050	ppbv		ND	0.59	0.15	ug/m3
108-88-3	92.14	Toluene	0.89	0.20	0.014	ppbv		3.4	0.75	0.053	ug/m3
79-01-6	131.4	Trichloroethylene	ND	0.040	0.019	ppbv		ND	0.21	0.10	ug/m3
75-69-4	137.4	Trichlorofluoromethane	0.097	0.10	0.028	ppbv	J	0.55	0.56	0.16	ug/m3
75-01-4	62.5	Vinyl chloride	ND	0.040	0.022	ppbv		ND	0.10	0.056	ug/m3
108-05-4	86	Vinyl Acetate	ND	0.20	0.034	ppbv		ND	0.70	0.12	ug/m3
	106.2	m,p-Xylene	1.1	0.20	0.034	ppbv		4.8	0.87	0.15	ug/m3
95-47-6	106.2	o-Xylene	0.47	0.20	0.017	ppbv		2.0	0.87	0.074	ug/m3
1330-20-7	106.2	Xylenes (total)	1.6	0.20	0.017	ppbv		6.9	0.87	0.074	ug/m3

CAS No.	Surrogate Recoveries	Run# 1	Run# 2	Limits
460-00-4	4-Bromofluorobenzene	113%		65-128%

ND = Not detected MDL = Method Detection Limit J = Indicates an estimated value
RL = Reporting Limit B = Indicates analyte found in associated method blank
E = Indicates value exceeds calibration range N = Indicates presumptive evidence of a compound

Report of Analysis

Client Sample ID:	TT-SB-16SV		
Lab Sample ID:	JD36521-10	**Date Sampled:**	12/08/21
Matrix:	AIR - Soil Vapor Comp. Summa ID: A1359	**Date Received:**	12/09/21
Method:	TO-15	**Percent Solids:**	n/a
Project:	2nd Avenue and 33-39th Street, Brooklyn, NY		

	File ID	DF	Analyzed	By	Prep Date	Prep Batch	Analytical Batch
Run #1	5W46829.D	1	12/15/21 07:33	DFT	n/a	n/a	V5W1936
Run #2							

	Initial Volume
Run #1	400 ml
Run #2	

VOA TO15 List

CAS No.	MW	Compound	Result	RL	MDL	Units	Q	Result	RL	MDL	Units
67-64-1	58.08	Acetone (2-Propanone)	17.5	0.20	0.11	ppbv		41.6	0.48	0.26	ug/m3
106-99-0	54.09	1,3-Butadiene	ND	0.20	0.046	ppbv		ND	0.44	0.10	ug/m3
71-43-2	78.11	Benzene	1.0	0.20	0.012	ppbv		3.2	0.64	0.038	ug/m3
75-27-4	163.8	Bromodichloromethane	ND	0.10	0.027	ppbv		ND	0.67	0.18	ug/m3
75-25-2	252.8	Bromoform	ND	0.040	0.037	ppbv		ND	0.41	0.38	ug/m3
74-83-9	94.94	Bromomethane	ND	0.20	0.022	ppbv		ND	0.78	0.085	ug/m3
593-60-2	106.9	Bromoethene	ND	0.20	0.022	ppbv		ND	0.87	0.096	ug/m3
100-44-7	126	Benzyl Chloride	ND	0.20	0.057	ppbv		ND	1.0	0.29	ug/m3
75-15-0	76.14	Carbon disulfide	5.5	0.20	0.024	ppbv		17	0.62	0.075	ug/m3
108-90-7	112.6	Chlorobenzene	ND	0.20	0.026	ppbv		ND	0.92	0.12	ug/m3
75-00-3	64.52	Chloroethane	ND	0.20	0.048	ppbv		ND	0.53	0.13	ug/m3
67-66-3	119.4	Chloroform	0.35	0.20	0.020	ppbv		1.7	0.98	0.098	ug/m3
74-87-3	50.49	Chloromethane	0.096	0.20	0.015	ppbv	J	0.20	0.41	0.031	ug/m3
107-05-1	76.53	3-Chloropropene	ND	0.20	0.040	ppbv		ND	0.63	0.13	ug/m3
95-49-8	126.6	2-Chlorotoluene	ND	0.20	0.025	ppbv		ND	1.0	0.13	ug/m3
56-23-5	153.8	Carbon tetrachloride	ND	0.040	0.024	ppbv		ND	0.25	0.15	ug/m3
110-82-7	84.16	Cyclohexane	0.55	0.20	0.022	ppbv		1.9	0.69	0.076	ug/m3
75-34-3	98.96	1,1-Dichloroethane	ND	0.20	0.012	ppbv		ND	0.81	0.049	ug/m3
75-35-4	96.94	1,1-Dichloroethylene	ND	0.040	0.017	ppbv		ND	0.16	0.067	ug/m3
106-93-4	187.9	1,2-Dibromoethane (EDB)	ND	0.10	0.018	ppbv		ND	0.77	0.14	ug/m3
107-06-2	98.96	1,2-Dichloroethane	ND	0.20	0.021	ppbv		ND	0.81	0.085	ug/m3
78-87-5	113	1,2-Dichloropropane	ND	0.20	0.019	ppbv		ND	0.92	0.088	ug/m3
123-91-1	88.12	1,4-Dioxane	ND	0.20	0.052	ppbv		ND	0.72	0.19	ug/m3
75-71-8	120.9	Dichlorodifluoromethane	0.32	0.20	0.017	ppbv		1.6	0.99	0.084	ug/m3
124-48-1	208.3	Dibromochloromethane	ND	0.10	0.033	ppbv		ND	0.85	0.28	ug/m3
156-60-5	96.94	trans-1,2-Dichloroethylene	ND	0.20	0.0073	ppbv		ND	0.79	0.029	ug/m3
156-59-2	96.94	cis-1,2-Dichloroethylene	ND	0.040	0.012	ppbv		ND	0.16	0.048	ug/m3
10061-01-5	111	cis-1,3-Dichloropropene	ND	0.20	0.020	ppbv		ND	0.91	0.091	ug/m3
541-73-1	147	m-Dichlorobenzene	ND	0.10	0.019	ppbv		ND	0.60	0.11	ug/m3
95-50-1	147	o-Dichlorobenzene	ND	0.040	0.022	ppbv		ND	0.24	0.13	ug/m3
106-46-7	147	p-Dichlorobenzene	ND	0.10	0.018	ppbv		ND	0.60	0.11	ug/m3
10061-02-6	111	trans-1,3-Dichloropropene	ND	0.20	0.020	ppbv		ND	0.91	0.091	ug/m3

ND = Not detected MDL = Method Detection Limit J = Indicates an estimated value
RL = Reporting Limit B = Indicates analyte found in associated method blank
E = Indicates value exceeds calibration range N = Indicates presumptive evidence of a compound

Report of Analysis

Client Sample ID:	TT-SB-16SV		
Lab Sample ID:	JD36521-10	**Date Sampled:**	12/08/21
Matrix:	AIR - Soil Vapor Comp. Summa ID: A1359	**Date Received:**	12/09/21
Method:	TO-15	**Percent Solids:**	n/a
Project:	2nd Avenue and 33-39th Street, Brooklyn, NY		

VOA TO15 List

CAS No.	MW	Compound	Result	RL	MDL	Units	Q	Result	RL	MDL	Units
64-17-5	46.07	Ethanol	4.1	0.50	0.22	ppbv		7.7	0.94	0.41	ug/m3
100-41-4	106.2	Ethylbenzene	0.22	0.20	0.015	ppbv		0.96	0.87	0.065	ug/m3
141-78-6	88	Ethyl Acetate	1.2	0.20	0.038	ppbv		4.3	0.72	0.14	ug/m3
622-96-8	120.19	4-Ethyltoluene	0.34	0.20	0.030	ppbv		1.7	0.98	0.15	ug/m3
76-13-1	187.4	Freon 113	ND	0.10	0.017	ppbv		ND	0.77	0.13	ug/m3
76-14-2	170.9	Freon 114	ND	0.10	0.019	ppbv		ND	0.70	0.13	ug/m3
142-82-5	100.2	Heptane	0.89	0.20	0.018	ppbv		3.6	0.82	0.074	ug/m3
87-68-3	260.8	Hexachlorobutadiene	ND	0.090	0.046	ppbv		ND	0.96	0.49	ug/m3
110-54-3	86.18	Hexane	1.2	0.20	0.011	ppbv		4.2	0.70	0.039	ug/m3
591-78-6	100	2-Hexanone	5.5	0.20	0.036	ppbv		22	0.82	0.15	ug/m3
67-63-0	60.1	Isopropyl Alcohol	0.38	0.20	0.065	ppbv		0.93	0.49	0.16	ug/m3
75-09-2	84.94	Methylene chloride	ND	0.20	0.015	ppbv		ND	0.69	0.052	ug/m3
78-93-3	72.11	Methyl ethyl ketone	41.1	0.20	0.042	ppbv		121	0.59	0.12	ug/m3
108-10-1	100.2	Methyl Isobutyl Ketone	ND	0.20	0.036	ppbv		ND	0.82	0.15	ug/m3
1634-04-4	88.15	Methyl Tert Butyl Ether	ND	0.20	0.019	ppbv		ND	0.72	0.069	ug/m3
80-62-6	100.12	Methylmethacrylate	ND	0.20	0.033	ppbv		ND	0.82	0.14	ug/m3
115-07-1	42	Propylene	15.8	0.50	0.016	ppbv		27.1	0.86	0.027	ug/m3
100-42-5	104.1	Styrene	0.22	0.20	0.019	ppbv		0.94	0.85	0.081	ug/m3
71-55-6	133.4	1,1,1-Trichloroethane	0.63	0.10	0.033	ppbv		3.4	0.55	0.18	ug/m3
79-34-5	167.85	1,1,2,2-Tetrachloroethane	ND	0.10	0.027	ppbv		ND	0.69	0.19	ug/m3
79-00-5	133.4	1,1,2-Trichloroethane	ND	0.10	0.030	ppbv		ND	0.55	0.16	ug/m3
120-82-1	181.5	1,2,4-Trichlorobenzene	ND	0.10	0.089	ppbv		ND	0.74	0.66	ug/m3
95-63-6	120.19	1,2,4-Trimethylbenzene	0.27	0.20	0.033	ppbv		1.3	0.98	0.16	ug/m3
108-67-8	120.19	1,3,5-Trimethylbenzene	ND	0.20	0.034	ppbv		ND	0.98	0.17	ug/m3
540-84-1	114.2	2,2,4-Trimethylpentane	0.31	0.20	0.022	ppbv		1.4	0.93	0.10	ug/m3
75-65-0	74.12	Tertiary Butyl Alcohol	1.5	0.20	0.014	ppbv		4.5	0.61	0.042	ug/m3
127-18-4	165.8	Tetrachloroethylene	0.85	0.040	0.031	ppbv		5.8	0.27	0.21	ug/m3
109-99-9	72.11	Tetrahydrofuran	ND	0.20	0.050	ppbv		ND	0.59	0.15	ug/m3
108-88-3	92.14	Toluene	1.3	0.20	0.014	ppbv		4.9	0.75	0.053	ug/m3
79-01-6	131.4	Trichloroethylene	0.19	0.040	0.019	ppbv		1.0	0.21	0.10	ug/m3
75-69-4	137.4	Trichlorofluoromethane	0.24	0.10	0.028	ppbv		1.3	0.56	0.16	ug/m3
75-01-4	62.5	Vinyl chloride	ND	0.040	0.022	ppbv		ND	0.10	0.056	ug/m3
108-05-4	86	Vinyl Acetate	ND	0.20	0.034	ppbv		ND	0.70	0.12	ug/m3
	106.2	m,p-Xylene	0.76	0.20	0.034	ppbv		3.3	0.87	0.15	ug/m3
95-47-6	106.2	o-Xylene	0.31	0.20	0.017	ppbv		1.3	0.87	0.074	ug/m3
1330-20-7	106.2	Xylenes (total)	1.1	0.20	0.017	ppbv		4.8	0.87	0.074	ug/m3

CAS No.	Surrogate Recoveries	Run# 1	Run# 2	Limits
460-00-4	4-Bromofluorobenzene	95%		65-128%

ND = Not detected MDL = Method Detection Limit J = Indicates an estimated value
RL = Reporting Limit B = Indicates analyte found in associated method blank
E = Indicates value exceeds calibration range N = Indicates presumptive evidence of a compound

Report of Analysis

Client Sample ID:	TT-SB-36SV		
Lab Sample ID:	JD36521-11	**Date Sampled:**	12/08/21
Matrix:	AIR - Soil Vapor Comp. Summa ID: A1358	**Date Received:**	12/09/21
Method:	TO-15	**Percent Solids:**	n/a
Project:	2nd Avenue and 33-39th Street, Brooklyn, NY		

	File ID	DF	Analyzed	By	Prep Date	Prep Batch	Analytical Batch
Run #1	5W46843.D	1	12/15/21 19:56	DFT	n/a	n/a	V5W1937
Run #2							

	Initial Volume
Run #1	400 ml
Run #2	

VOA TO15 List

CAS No.	MW	Compound	Result	RL	MDL	Units	Q	Result	RL	MDL	Units
67-64-1	58.08	Acetone (2-Propanone)	11.0	0.20	0.11	ppbv		26.1	0.48	0.26	ug/m3
106-99-0	54.09	1,3-Butadiene	ND	0.20	0.046	ppbv		ND	0.44	0.10	ug/m3
71-43-2	78.11	Benzene	0.59	0.20	0.012	ppbv		1.9	0.64	0.038	ug/m3
75-27-4	163.8	Bromodichloromethane	ND	0.10	0.027	ppbv		ND	0.67	0.18	ug/m3
75-25-2	252.8	Bromoform	ND	0.040	0.037	ppbv		ND	0.41	0.38	ug/m3
74-83-9	94.94	Bromomethane	ND	0.20	0.022	ppbv		ND	0.78	0.085	ug/m3
593-60-2	106.9	Bromoethene	ND	0.20	0.022	ppbv		ND	0.87	0.096	ug/m3
100-44-7	126	Benzyl Chloride	ND	0.20	0.057	ppbv		ND	1.0	0.29	ug/m3
75-15-0	76.14	Carbon disulfide	0.51	0.20	0.024	ppbv		1.6	0.62	0.075	ug/m3
108-90-7	112.6	Chlorobenzene	ND	0.20	0.026	ppbv		ND	0.92	0.12	ug/m3
75-00-3	64.52	Chloroethane	ND	0.20	0.048	ppbv		ND	0.53	0.13	ug/m3
67-66-3	119.4	Chloroform	0.40	0.20	0.020	ppbv		2.0	0.98	0.098	ug/m3
74-87-3	50.49	Chloromethane	ND	0.20	0.015	ppbv		ND	0.41	0.031	ug/m3
107-05-1	76.53	3-Chloropropene	ND	0.20	0.040	ppbv		ND	0.63	0.13	ug/m3
95-49-8	126.6	2-Chlorotoluene	ND	0.20	0.025	ppbv		ND	1.0	0.13	ug/m3
56-23-5	153.8	Carbon tetrachloride	ND	0.040	0.024	ppbv		ND	0.25	0.15	ug/m3
110-82-7	84.16	Cyclohexane	0.16	0.20	0.022	ppbv	J	0.55	0.69	0.076	ug/m3
75-34-3	98.96	1,1-Dichloroethane	0.98	0.20	0.012	ppbv		4.0	0.81	0.049	ug/m3
75-35-4	96.94	1,1-Dichloroethylene	ND	0.040	0.017	ppbv		ND	0.16	0.067	ug/m3
106-93-4	187.9	1,2-Dibromoethane (EDB)	ND	0.10	0.018	ppbv		ND	0.77	0.14	ug/m3
107-06-2	98.96	1,2-Dichloroethane	ND	0.20	0.021	ppbv		ND	0.81	0.085	ug/m3
78-87-5	113	1,2-Dichloropropane	ND	0.20	0.019	ppbv		ND	0.92	0.088	ug/m3
123-91-1	88.12	1,4-Dioxane	ND	0.20	0.052	ppbv		ND	0.72	0.19	ug/m3
75-71-8	120.9	Dichlorodifluoromethane	0.27	0.20	0.017	ppbv		1.3	0.99	0.084	ug/m3
124-48-1	208.3	Dibromochloromethane	ND	0.10	0.033	ppbv		ND	0.85	0.28	ug/m3
156-60-5	96.94	trans-1,2-Dichloroethylene	ND	0.20	0.0073	ppbv		ND	0.79	0.029	ug/m3
156-59-2	96.94	cis-1,2-Dichloroethylene	ND	0.040	0.012	ppbv		ND	0.16	0.048	ug/m3
10061-01-5	111	cis-1,3-Dichloropropene	ND	0.20	0.020	ppbv		ND	0.91	0.091	ug/m3
541-73-1	147	m-Dichlorobenzene	ND	0.10	0.019	ppbv		ND	0.60	0.11	ug/m3
95-50-1	147	o-Dichlorobenzene	ND	0.040	0.022	ppbv		ND	0.24	0.13	ug/m3
106-46-7	147	p-Dichlorobenzene	ND	0.10	0.018	ppbv		ND	0.60	0.11	ug/m3
10061-02-6	111	trans-1,3-Dichloropropene	ND	0.20	0.020	ppbv		ND	0.91	0.091	ug/m3

ND = Not detected MDL = Method Detection Limit J = Indicates an estimated value
RL = Reporting Limit B = Indicates analyte found in associated method blank
E = Indicates value exceeds calibration range N = Indicates presumptive evidence of a compound

Report of Analysis

Client Sample ID:	TT-SB-36SV		
Lab Sample ID:	JD36521-11	**Date Sampled:**	12/08/21
Matrix:	AIR - Soil Vapor Comp. Summa ID: A1358	**Date Received:**	12/09/21
Method:	TO-15	**Percent Solids:**	n/a
Project:	2nd Avenue and 33-39th Street, Brooklyn, NY		

VOA TO15 List

CAS No.	MW	Compound	Result	RL	MDL	Units	Q	Result	RL	MDL	Units
64-17-5	46.07	Ethanol	2.8	0.50	0.22	ppbv		5.3	0.94	0.41	ug/m3
100-41-4	106.2	Ethylbenzene	0.20	0.20	0.015	ppbv		0.87	0.87	0.065	ug/m3
141-78-6	88	Ethyl Acetate	1.4	0.20	0.038	ppbv		5.0	0.72	0.14	ug/m3
622-96-8	120.19	4-Ethyltoluene	0.47	0.20	0.030	ppbv		2.3	0.98	0.15	ug/m3
76-13-1	187.4	Freon 113	ND	0.10	0.017	ppbv		ND	0.77	0.13	ug/m3
76-14-2	170.9	Freon 114	ND	0.10	0.019	ppbv		ND	0.70	0.13	ug/m3
142-82-5	100.2	Heptane	0.38	0.20	0.018	ppbv		1.6	0.82	0.074	ug/m3
87-68-3	260.8	Hexachlorobutadiene	ND	0.090	0.046	ppbv		ND	0.96	0.49	ug/m3
110-54-3	86.18	Hexane	0.40	0.20	0.011	ppbv		1.4	0.70	0.039	ug/m3
591-78-6	100	2-Hexanone	3.3	0.20	0.036	ppbv		13	0.82	0.15	ug/m3
67-63-0	60.1	Isopropyl Alcohol	0.35	0.20	0.065	ppbv		0.86	0.49	0.16	ug/m3
75-09-2	84.94	Methylene chloride	ND	0.20	0.015	ppbv		ND	0.69	0.052	ug/m3
78-93-3	72.11	Methyl ethyl ketone	24.4	0.20	0.042	ppbv		72.0	0.59	0.12	ug/m3
108-10-1	100.2	Methyl Isobutyl Ketone	ND	0.20	0.036	ppbv		ND	0.82	0.15	ug/m3
1634-04-4	88.15	Methyl Tert Butyl Ether	ND	0.20	0.019	ppbv		ND	0.72	0.069	ug/m3
80-62-6	100.12	Methylmethacrylate	ND	0.20	0.033	ppbv		ND	0.82	0.14	ug/m3
115-07-1	42	Propylene	ND	0.50	0.016	ppbv		ND	0.86	0.027	ug/m3
100-42-5	104.1	Styrene	0.13	0.20	0.019	ppbv	J	0.55	0.85	0.081	ug/m3
71-55-6	133.4	1,1,1-Trichloroethane	0.57	0.10	0.033	ppbv		3.1	0.55	0.18	ug/m3
79-34-5	167.85	1,1,2,2-Tetrachloroethane	ND	0.10	0.027	ppbv		ND	0.69	0.19	ug/m3
79-00-5	133.4	1,1,2-Trichloroethane	ND	0.10	0.030	ppbv		ND	0.55	0.16	ug/m3
120-82-1	181.5	1,2,4-Trichlorobenzene	ND	0.10	0.089	ppbv		ND	0.74	0.66	ug/m3
95-63-6	120.19	1,2,4-Trimethylbenzene	0.54	0.20	0.033	ppbv		2.7	0.98	0.16	ug/m3
108-67-8	120.19	1,3,5-Trimethylbenzene	0.21	0.20	0.034	ppbv		1.0	0.98	0.17	ug/m3
540-84-1	114.2	2,2,4-Trimethylpentane	ND	0.20	0.022	ppbv		ND	0.93	0.10	ug/m3
75-65-0	74.12	Tertiary Butyl Alcohol	0.94	0.20	0.014	ppbv		2.8	0.61	0.042	ug/m3
127-18-4	165.8	Tetrachloroethylene	0.28	0.040	0.031	ppbv		1.9	0.27	0.21	ug/m3
109-99-9	72.11	Tetrahydrofuran	ND	0.20	0.050	ppbv		ND	0.59	0.15	ug/m3
108-88-3	92.14	Toluene	0.55	0.20	0.014	ppbv		2.1	0.75	0.053	ug/m3
79-01-6	131.4	Trichloroethylene	ND	0.040	0.019	ppbv		ND	0.21	0.10	ug/m3
75-69-4	137.4	Trichlorofluoromethane	0.20	0.10	0.028	ppbv		1.1	0.56	0.16	ug/m3
75-01-4	62.5	Vinyl chloride	ND	0.040	0.022	ppbv		ND	0.10	0.056	ug/m3
108-05-4	86	Vinyl Acetate	ND	0.20	0.034	ppbv		ND	0.70	0.12	ug/m3
	106.2	m,p-Xylene	0.71	0.20	0.034	ppbv		3.1	0.87	0.15	ug/m3
95-47-6	106.2	o-Xylene	0.32	0.20	0.017	ppbv		1.4	0.87	0.074	ug/m3
1330-20-7	106.2	Xylenes (total)	1.0	0.20	0.017	ppbv		4.3	0.87	0.074	ug/m3

CAS No.	Surrogate Recoveries	Run# 1	Run# 2	Limits
460-00-4	4-Bromofluorobenzene	97%		65-128%

ND = Not detected MDL = Method Detection Limit
RL = Reporting Limit
E = Indicates value exceeds calibration range

J = Indicates an estimated value
B = Indicates analyte found in associated method blank
N = Indicates presumptive evidence of a compound

Report of Analysis

Client Sample ID:	TT-SB-02SV		
Lab Sample ID:	JD36521-12	**Date Sampled:**	12/08/21
Matrix:	AIR - Soil Vapor Comp. Summa ID: A1365	**Date Received:**	12/09/21
Method:	TO-15	**Percent Solids:**	n/a
Project:	2nd Avenue and 33-39th Street, Brooklyn, NY		

	File ID	DF	Analyzed	By	Prep Date	Prep Batch	Analytical Batch
Run #1	5W46844.D	1	12/15/21 20:50	DFT	n/a	n/a	V5W1937
Run #2							

	Initial Volume
Run #1	400 ml
Run #2	

VOA TO15 List

CAS No.	MW	Compound	Result	RL	MDL	Units	Q	Result	RL	MDL	Units
67-64-1	58.08	Acetone (2-Propanone)	1.6	0.20	0.11	ppbv		3.8	0.48	0.26	ug/m3
106-99-0	54.09	1,3-Butadiene	ND	0.20	0.046	ppbv		ND	0.44	0.10	ug/m3
71-43-2	78.11	Benzene	2.4	0.20	0.012	ppbv		7.7	0.64	0.038	ug/m3
75-27-4	163.8	Bromodichloromethane	ND	0.10	0.027	ppbv		ND	0.67	0.18	ug/m3
75-25-2	252.8	Bromoform	ND	0.040	0.037	ppbv		ND	0.41	0.38	ug/m3
74-83-9	94.94	Bromomethane	ND	0.20	0.022	ppbv		ND	0.78	0.085	ug/m3
593-60-2	106.9	Bromoethene	ND	0.20	0.022	ppbv		ND	0.87	0.096	ug/m3
100-44-7	126	Benzyl Chloride	ND	0.20	0.057	ppbv		ND	1.0	0.29	ug/m3
75-15-0	76.14	Carbon disulfide	0.12	0.20	0.024	ppbv	J	0.37	0.62	0.075	ug/m3
108-90-7	112.6	Chlorobenzene	ND	0.20	0.026	ppbv		ND	0.92	0.12	ug/m3
75-00-3	64.52	Chloroethane	ND	0.20	0.048	ppbv		ND	0.53	0.13	ug/m3
67-66-3	119.4	Chloroform	0.26	0.20	0.020	ppbv		1.3	0.98	0.098	ug/m3
74-87-3	50.49	Chloromethane	ND	0.20	0.015	ppbv		ND	0.41	0.031	ug/m3
107-05-1	76.53	3-Chloropropene	ND	0.20	0.040	ppbv		ND	0.63	0.13	ug/m3
95-49-8	126.6	2-Chlorotoluene	ND	0.20	0.025	ppbv		ND	1.0	0.13	ug/m3
56-23-5	153.8	Carbon tetrachloride	ND	0.040	0.024	ppbv		ND	0.25	0.15	ug/m3
110-82-7	84.16	Cyclohexane	0.11	0.20	0.022	ppbv	J	0.38	0.69	0.076	ug/m3
75-34-3	98.96	1,1-Dichloroethane	ND	0.20	0.012	ppbv		ND	0.81	0.049	ug/m3
75-35-4	96.94	1,1-Dichloroethylene	ND	0.040	0.017	ppbv		ND	0.16	0.067	ug/m3
106-93-4	187.9	1,2-Dibromoethane (EDB)	ND	0.10	0.018	ppbv		ND	0.77	0.14	ug/m3
107-06-2	98.96	1,2-Dichloroethane	ND	0.20	0.021	ppbv		ND	0.81	0.085	ug/m3
78-87-5	113	1,2-Dichloropropane	ND	0.20	0.019	ppbv		ND	0.92	0.088	ug/m3
123-91-1	88.12	1,4-Dioxane	ND	0.20	0.052	ppbv		ND	0.72	0.19	ug/m3
75-71-8	120.9	Dichlorodifluoromethane	0.19	0.20	0.017	ppbv	J	0.94	0.99	0.084	ug/m3
124-48-1	208.3	Dibromochloromethane	ND	0.10	0.033	ppbv		ND	0.85	0.28	ug/m3
156-60-5	96.94	trans-1,2-Dichloroethylene	ND	0.20	0.0073	ppbv		ND	0.79	0.029	ug/m3
156-59-2	96.94	cis-1,2-Dichloroethylene	ND	0.040	0.012	ppbv		ND	0.16	0.048	ug/m3
10061-01-5	111	cis-1,3-Dichloropropene	ND	0.20	0.020	ppbv		ND	0.91	0.091	ug/m3
541-73-1	147	m-Dichlorobenzene	ND	0.10	0.019	ppbv		ND	0.60	0.11	ug/m3
95-50-1	147	o-Dichlorobenzene	ND	0.040	0.022	ppbv		ND	0.24	0.13	ug/m3
106-46-7	147	p-Dichlorobenzene	ND	0.10	0.018	ppbv		ND	0.60	0.11	ug/m3
10061-02-6	111	trans-1,3-Dichloropropene	ND	0.20	0.020	ppbv		ND	0.91	0.091	ug/m3

ND = Not detected MDL = Method Detection Limit J = Indicates an estimated value
RL = Reporting Limit B = Indicates analyte found in associated method blank
E = Indicates value exceeds calibration range N = Indicates presumptive evidence of a compound

Report of Analysis

Client Sample ID:	TT-SB-02SV		
Lab Sample ID:	JD36521-12	**Date Sampled:**	12/08/21
Matrix:	AIR - Soil Vapor Comp. Summa ID: A1365	**Date Received:**	12/09/21
Method:	TO-15	**Percent Solids:**	n/a
Project:	2nd Avenue and 33-39th Street, Brooklyn, NY		

VOA TO15 List

CAS No.	MW	Compound	Result	RL	MDL	Units	Q	Result	RL	MDL	Units
64-17-5	46.07	Ethanol	1.2	0.50	0.22	ppbv		2.3	0.94	0.41	ug/m3
100-41-4	106.2	Ethylbenzene	0.19	0.20	0.015	ppbv	J	0.83	0.87	0.065	ug/m3
141-78-6	88	Ethyl Acetate	1.1	0.20	0.038	ppbv		4.0	0.72	0.14	ug/m3
622-96-8	120.19	4-Ethyltoluene	0.44	0.20	0.030	ppbv		2.2	0.98	0.15	ug/m3
76-13-1	187.4	Freon 113	ND	0.10	0.017	ppbv		ND	0.77	0.13	ug/m3
76-14-2	170.9	Freon 114	ND	0.10	0.019	ppbv		ND	0.70	0.13	ug/m3
142-82-5	100.2	Heptane	0.12	0.20	0.018	ppbv	J	0.49	0.82	0.074	ug/m3
87-68-3	260.8	Hexachlorobutadiene	ND	0.090	0.046	ppbv		ND	0.96	0.49	ug/m3
110-54-3	86.18	Hexane	0.28	0.20	0.011	ppbv		0.99	0.70	0.039	ug/m3
591-78-6	100	2-Hexanone	0.47	0.20	0.036	ppbv		1.9	0.82	0.15	ug/m3
67-63-0	60.1	Isopropyl Alcohol	0.19	0.20	0.065	ppbv	J	0.47	0.49	0.16	ug/m3
75-09-2	84.94	Methylene chloride	0.20	0.20	0.015	ppbv		0.69	0.69	0.052	ug/m3
78-93-3	72.11	Methyl ethyl ketone	1.7	0.20	0.042	ppbv		5.0	0.59	0.12	ug/m3
108-10-1	100.2	Methyl Isobutyl Ketone	ND	0.20	0.036	ppbv		ND	0.82	0.15	ug/m3
1634-04-4	88.15	Methyl Tert Butyl Ether	ND	0.20	0.019	ppbv		ND	0.72	0.069	ug/m3
80-62-6	100.12	Methylmethacrylate	ND	0.20	0.033	ppbv		ND	0.82	0.14	ug/m3
115-07-1	42	Propylene	ND	0.50	0.016	ppbv		ND	0.86	0.027	ug/m3
100-42-5	104.1	Styrene	0.20	0.20	0.019	ppbv		0.85	0.85	0.081	ug/m3
71-55-6	133.4	1,1,1-Trichloroethane	0.21	0.10	0.033	ppbv		1.1	0.55	0.18	ug/m3
79-34-5	167.85	1,1,2,2-Tetrachloroethane	ND	0.10	0.027	ppbv		ND	0.69	0.19	ug/m3
79-00-5	133.4	1,1,2-Trichloroethane	ND	0.10	0.030	ppbv		ND	0.55	0.16	ug/m3
120-82-1	181.5	1,2,4-Trichlorobenzene	ND	0.10	0.089	ppbv		ND	0.74	0.66	ug/m3
95-63-6	120.19	1,2,4-Trimethylbenzene	0.40	0.20	0.033	ppbv		2.0	0.98	0.16	ug/m3
108-67-8	120.19	1,3,5-Trimethylbenzene	0.11	0.20	0.034	ppbv	J	0.54	0.98	0.17	ug/m3
540-84-1	114.2	2,2,4-Trimethylpentane	ND	0.20	0.022	ppbv		ND	0.93	0.10	ug/m3
75-65-0	74.12	Tertiary Butyl Alcohol	0.24	0.20	0.014	ppbv		0.73	0.61	0.042	ug/m3
127-18-4	165.8	Tetrachloroethylene	0.43	0.040	0.031	ppbv		2.9	0.27	0.21	ug/m3
109-99-9	72.11	Tetrahydrofuran	ND	0.20	0.050	ppbv		ND	0.59	0.15	ug/m3
108-88-3	92.14	Toluene	0.53	0.20	0.014	ppbv		2.0	0.75	0.053	ug/m3
79-01-6	131.4	Trichloroethylene	ND	0.040	0.019	ppbv		ND	0.21	0.10	ug/m3
75-69-4	137.4	Trichlorofluoromethane	ND	0.10	0.028	ppbv		ND	0.56	0.16	ug/m3
75-01-4	62.5	Vinyl chloride	ND	0.040	0.022	ppbv		ND	0.10	0.056	ug/m3
108-05-4	86	Vinyl Acetate	ND	0.20	0.034	ppbv		ND	0.70	0.12	ug/m3
	106.2	m,p-Xylene	0.67	0.20	0.034	ppbv		2.9	0.87	0.15	ug/m3
95-47-6	106.2	o-Xylene	0.27	0.20	0.017	ppbv		1.2	0.87	0.074	ug/m3
1330-20-7	106.2	Xylenes (total)	0.94	0.20	0.017	ppbv		4.1	0.87	0.074	ug/m3

CAS No.	Surrogate Recoveries	Run# 1	Run# 2	Limits
460-00-4	4-Bromofluorobenzene	97%		65-128%

ND = Not detected MDL = Method Detection Limit J = Indicates an estimated value
RL = Reporting Limit B = Indicates analyte found in associated method blank
E = Indicates value exceeds calibration range N = Indicates presumptive evidence of a compound

Report of Analysis

Client Sample ID:	TT-SB-17SV		
Lab Sample ID:	JD36521-13	**Date Sampled:**	12/08/21
Matrix:	AIR - Soil Vapor Comp. Summa ID: A1362	**Date Received:**	12/09/21
Method:	TO-15	**Percent Solids:**	n/a
Project:	2nd Avenue and 33-39th Street, Brooklyn, NY		

	File ID	DF	Analyzed	By	Prep Date	Prep Batch	Analytical Batch
Run #1	5W46846.D	1	12/15/21 22:40	DFT	n/a	n/a	V5W1937
Run #2							

	Initial Volume
Run #1	400 ml
Run #2	

VOA TO15 List

CAS No.	MW	Compound	Result	RL	MDL	Units	Q	Result	RL	MDL	Units
67-64-1	58.08	Acetone (2-Propanone)	2.0	0.20	0.11	ppbv		4.8	0.48	0.26	ug/m3
106-99-0	54.09	1,3-Butadiene	ND	0.20	0.046	ppbv		ND	0.44	0.10	ug/m3
71-43-2	78.11	Benzene	0.94	0.20	0.012	ppbv		3.0	0.64	0.038	ug/m3
75-27-4	163.8	Bromodichloromethane	ND	0.10	0.027	ppbv		ND	0.67	0.18	ug/m3
75-25-2	252.8	Bromoform	ND	0.040	0.037	ppbv		ND	0.41	0.38	ug/m3
74-83-9	94.94	Bromomethane	ND	0.20	0.022	ppbv		ND	0.78	0.085	ug/m3
593-60-2	106.9	Bromoethene	ND	0.20	0.022	ppbv		ND	0.87	0.096	ug/m3
100-44-7	126	Benzyl Chloride	ND	0.20	0.057	ppbv		ND	1.0	0.29	ug/m3
75-15-0	76.14	Carbon disulfide	1.3	0.20	0.024	ppbv		4.0	0.62	0.075	ug/m3
108-90-7	112.6	Chlorobenzene	ND	0.20	0.026	ppbv		ND	0.92	0.12	ug/m3
75-00-3	64.52	Chloroethane	ND	0.20	0.048	ppbv		ND	0.53	0.13	ug/m3
67-66-3	119.4	Chloroform	5.0	0.20	0.020	ppbv		24	0.98	0.098	ug/m3
74-87-3	50.49	Chloromethane	ND	0.20	0.015	ppbv		ND	0.41	0.031	ug/m3
107-05-1	76.53	3-Chloropropene	ND	0.20	0.040	ppbv		ND	0.63	0.13	ug/m3
95-49-8	126.6	2-Chlorotoluene	ND	0.20	0.025	ppbv		ND	1.0	0.13	ug/m3
56-23-5	153.8	Carbon tetrachloride	ND	0.040	0.024	ppbv		ND	0.25	0.15	ug/m3
110-82-7	84.16	Cyclohexane	0.60	0.20	0.022	ppbv		2.1	0.69	0.076	ug/m3
75-34-3	98.96	1,1-Dichloroethane	1.6	0.20	0.012	ppbv		6.5	0.81	0.049	ug/m3
75-35-4	96.94	1,1-Dichloroethylene	ND	0.040	0.017	ppbv		ND	0.16	0.067	ug/m3
106-93-4	187.9	1,2-Dibromoethane (EDB)	ND	0.10	0.018	ppbv		ND	0.77	0.14	ug/m3
107-06-2	98.96	1,2-Dichloroethane	ND	0.20	0.021	ppbv		ND	0.81	0.085	ug/m3
78-87-5	113	1,2-Dichloropropane	ND	0.20	0.019	ppbv		ND	0.92	0.088	ug/m3
123-91-1	88.12	1,4-Dioxane	ND	0.20	0.052	ppbv		ND	0.72	0.19	ug/m3
75-71-8	120.9	Dichlorodifluoromethane	0.25	0.20	0.017	ppbv		1.2	0.99	0.084	ug/m3
124-48-1	208.3	Dibromochloromethane	ND	0.10	0.033	ppbv		ND	0.85	0.28	ug/m3
156-60-5	96.94	trans-1,2-Dichloroethylene	ND	0.20	0.0073	ppbv		ND	0.79	0.029	ug/m3
156-59-2	96.94	cis-1,2-Dichloroethylene	ND	0.040	0.012	ppbv		ND	0.16	0.048	ug/m3
10061-01-5	111	cis-1,3-Dichloropropene	ND	0.20	0.020	ppbv		ND	0.91	0.091	ug/m3
541-73-1	147	m-Dichlorobenzene	ND	0.10	0.019	ppbv		ND	0.60	0.11	ug/m3
95-50-1	147	o-Dichlorobenzene	ND	0.040	0.022	ppbv		ND	0.24	0.13	ug/m3
106-46-7	147	p-Dichlorobenzene	ND	0.10	0.018	ppbv		ND	0.60	0.11	ug/m3
10061-02-6	111	trans-1,3-Dichloropropene	ND	0.20	0.020	ppbv		ND	0.91	0.091	ug/m3

ND = Not detected MDL = Method Detection Limit J = Indicates an estimated value
RL = Reporting Limit B = Indicates analyte found in associated method blank
E = Indicates value exceeds calibration range N = Indicates presumptive evidence of a compound

Report of Analysis

Client Sample ID:	TT-SB-17SV		
Lab Sample ID:	JD36521-13	**Date Sampled:**	12/08/21
Matrix:	AIR - Soil Vapor Comp. Summa ID: A1362	**Date Received:**	12/09/21
Method:	TO-15	**Percent Solids:**	n/a
Project:	2nd Avenue and 33-39th Street, Brooklyn, NY		

VOA TO15 List

CAS No.	MW	Compound	Result	RL	MDL	Units	Q	Result	RL	MDL	Units
64-17-5	46.07	Ethanol	2.1	0.50	0.22	ppbv		4.0	0.94	0.41	ug/m3
100-41-4	106.2	Ethylbenzene	0.33	0.20	0.015	ppbv		1.4	0.87	0.065	ug/m3
141-78-6	88	Ethyl Acetate	ND	0.20	0.038	ppbv		ND	0.72	0.14	ug/m3
622-96-8	120.19	4-Ethyltoluene	0.53	0.20	0.030	ppbv		2.6	0.98	0.15	ug/m3
76-13-1	187.4	Freon 113	ND	0.10	0.017	ppbv		ND	0.77	0.13	ug/m3
76-14-2	170.9	Freon 114	ND	0.10	0.019	ppbv		ND	0.70	0.13	ug/m3
142-82-5	100.2	Heptane	0.23	0.20	0.018	ppbv		0.94	0.82	0.074	ug/m3
87-68-3	260.8	Hexachlorobutadiene	ND	0.090	0.046	ppbv		ND	0.96	0.49	ug/m3
110-54-3	86.18	Hexane	0.48	0.20	0.011	ppbv		1.7	0.70	0.039	ug/m3
591-78-6	100	2-Hexanone	ND	0.20	0.036	ppbv		ND	0.82	0.15	ug/m3
67-63-0	60.1	Isopropyl Alcohol	0.46	0.20	0.065	ppbv		1.1	0.49	0.16	ug/m3
75-09-2	84.94	Methylene chloride	ND	0.20	0.015	ppbv		ND	0.69	0.052	ug/m3
78-93-3	72.11	Methyl ethyl ketone	2.9	0.20	0.042	ppbv		8.6	0.59	0.12	ug/m3
108-10-1	100.2	Methyl Isobutyl Ketone	ND	0.20	0.036	ppbv		ND	0.82	0.15	ug/m3
1634-04-4	88.15	Methyl Tert Butyl Ether	ND	0.20	0.019	ppbv		ND	0.72	0.069	ug/m3
80-62-6	100.12	Methylmethacrylate	ND	0.20	0.033	ppbv		ND	0.82	0.14	ug/m3
115-07-1	42	Propylene	3.0	0.50	0.016	ppbv		5.2	0.86	0.027	ug/m3
100-42-5	104.1	Styrene	0.27	0.20	0.019	ppbv		1.1	0.85	0.081	ug/m3
71-55-6	133.4	1,1,1-Trichloroethane	5.3	0.10	0.033	ppbv		29	0.55	0.18	ug/m3
79-34-5	167.85	1,1,2,2-Tetrachloroethane	ND	0.10	0.027	ppbv		ND	0.69	0.19	ug/m3
79-00-5	133.4	1,1,2-Trichloroethane	ND	0.10	0.030	ppbv		ND	0.55	0.16	ug/m3
120-82-1	181.5	1,2,4-Trichlorobenzene	ND	0.10	0.089	ppbv		ND	0.74	0.66	ug/m3
95-63-6	120.19	1,2,4-Trimethylbenzene	0.45	0.20	0.033	ppbv		2.2	0.98	0.16	ug/m3
108-67-8	120.19	1,3,5-Trimethylbenzene	0.12	0.20	0.034	ppbv	J	0.59	0.98	0.17	ug/m3
540-84-1	114.2	2,2,4-Trimethylpentane	0.37	0.20	0.022	ppbv		1.7	0.93	0.10	ug/m3
75-65-0	74.12	Tertiary Butyl Alcohol	0.70	0.20	0.014	ppbv		2.1	0.61	0.042	ug/m3
127-18-4	165.8	Tetrachloroethylene	0.75	0.040	0.031	ppbv		5.1	0.27	0.21	ug/m3
109-99-9	72.11	Tetrahydrofuran	0.26	0.20	0.050	ppbv		0.77	0.59	0.15	ug/m3
108-88-3	92.14	Toluene	1.4	0.20	0.014	ppbv		5.3	0.75	0.053	ug/m3
79-01-6	131.4	Trichloroethylene	ND	0.040	0.019	ppbv		ND	0.21	0.10	ug/m3
75-69-4	137.4	Trichlorofluoromethane	0.16	0.10	0.028	ppbv		0.90	0.56	0.16	ug/m3
75-01-4	62.5	Vinyl chloride	ND	0.040	0.022	ppbv		ND	0.10	0.056	ug/m3
108-05-4	86	Vinyl Acetate	ND	0.20	0.034	ppbv		ND	0.70	0.12	ug/m3
	106.2	m,p-Xylene	1.1	0.20	0.034	ppbv		4.8	0.87	0.15	ug/m3
95-47-6	106.2	o-Xylene	0.43	0.20	0.017	ppbv		1.9	0.87	0.074	ug/m3
1330-20-7	106.2	Xylenes (total)	1.5	0.20	0.017	ppbv		6.5	0.87	0.074	ug/m3

CAS No.	Surrogate Recoveries	Run# 1	Run# 2	Limits
460-00-4	4-Bromofluorobenzene	91%		65-128%

ND = Not detected MDL = Method Detection Limit
RL = Reporting Limit
E = Indicates value exceeds calibration range

J = Indicates an estimated value
B = Indicates analyte found in associated method blank
N = Indicates presumptive evidence of a compound

Report of Analysis

Client Sample ID:	TT-SB-21SV		
Lab Sample ID:	JD36521-14	**Date Sampled:**	12/08/21
Matrix:	AIR - Soil Vapor Comp. Summa ID: A1357	**Date Received:**	12/09/21
Method:	TO-15	**Percent Solids:**	n/a
Project:	2nd Avenue and 33-39th Street, Brooklyn, NY		

	File ID	DF	Analyzed	By	Prep Date	Prep Batch	Analytical Batch
Run #1	5W46847.D	3.58	12/15/21 23:42	DFT	n/a	n/a	V5W1937
Run #2							

	Initial Volume
Run #1	800 ml
Run #2	

VOA TO15 List

CAS No.	MW	Compound	Result	RL	MDL	Units	Q	Result	RL	MDL	Units
67-64-1	58.08	Acetone (2-Propanone)	5.2	0.36	0.20	ppbv		12	0.86	0.48	ug/m3
106-99-0	54.09	1,3-Butadiene	ND	0.36	0.083	ppbv		ND	0.80	0.18	ug/m3
71-43-2	78.11	Benzene	0.90	0.36	0.021	ppbv		2.9	1.2	0.067	ug/m3
75-27-4	163.8	Bromodichloromethane	ND	0.18	0.048	ppbv		ND	1.2	0.32	ug/m3
75-25-2	252.8	Bromoform	ND	0.072	0.067	ppbv		ND	0.74	0.69	ug/m3
74-83-9	94.94	Bromomethane	ND	0.36	0.039	ppbv		ND	1.4	0.15	ug/m3
593-60-2	106.9	Bromoethene	ND	0.36	0.039	ppbv		ND	1.6	0.17	ug/m3
100-44-7	126	Benzyl Chloride	ND	0.36	0.10	ppbv		ND	1.9	0.52	ug/m3
75-15-0	76.14	Carbon disulfide	ND	0.36	0.042	ppbv		ND	1.1	0.13	ug/m3
108-90-7	112.6	Chlorobenzene	ND	0.36	0.047	ppbv		ND	1.7	0.22	ug/m3
75-00-3	64.52	Chloroethane	ND	0.36	0.087	ppbv		ND	0.95	0.23	ug/m3
67-66-3	119.4	Chloroform	ND	0.36	0.036	ppbv		ND	1.8	0.18	ug/m3
74-87-3	50.49	Chloromethane	0.36	0.36	0.027	ppbv		0.74	0.74	0.056	ug/m3
107-05-1	76.53	3-Chloropropene	ND	0.36	0.071	ppbv		ND	1.1	0.22	ug/m3
95-49-8	126.6	2-Chlorotoluene	ND	0.36	0.045	ppbv		ND	1.9	0.23	ug/m3
56-23-5	153.8	Carbon tetrachloride	ND	0.072	0.042	ppbv		ND	0.45	0.26	ug/m3
110-82-7	84.16	Cyclohexane	3.1	0.36	0.039	ppbv		11	1.2	0.13	ug/m3
75-34-3	98.96	1,1-Dichloroethane	ND	0.36	0.021	ppbv		ND	1.5	0.085	ug/m3
75-35-4	96.94	1,1-Dichloroethylene	ND	0.072	0.030	ppbv		ND	0.29	0.12	ug/m3
106-93-4	187.9	1,2-Dibromoethane (EDB)	ND	0.18	0.032	ppbv		ND	1.4	0.25	ug/m3
107-06-2	98.96	1,2-Dichloroethane	ND	0.36	0.037	ppbv		ND	1.5	0.15	ug/m3
78-87-5	113	1,2-Dichloropropane	ND	0.36	0.034	ppbv		ND	1.7	0.16	ug/m3
123-91-1	88.12	1,4-Dioxane	ND	0.36	0.093	ppbv		ND	1.3	0.34	ug/m3
75-71-8	120.9	Dichlorodifluoromethane	0.31	0.36	0.030	ppbv	J	1.5	1.8	0.15	ug/m3
124-48-1	208.3	Dibromochloromethane	ND	0.18	0.060	ppbv		ND	1.5	0.51	ug/m3
156-60-5	96.94	trans-1,2-Dichloroethylene	ND	0.36	0.013	ppbv		ND	1.4	0.052	ug/m3
156-59-2	96.94	cis-1,2-Dichloroethylene	ND	0.072	0.021	ppbv		ND	0.29	0.083	ug/m3
10061-01-5	111	cis-1,3-Dichloropropene	ND	0.36	0.035	ppbv		ND	1.6	0.16	ug/m3
541-73-1	147	m-Dichlorobenzene	ND	0.18	0.034	ppbv		ND	1.1	0.20	ug/m3
95-50-1	147	o-Dichlorobenzene	ND	0.072	0.039	ppbv		ND	0.43	0.23	ug/m3
106-46-7	147	p-Dichlorobenzene	ND	0.18	0.031	ppbv		ND	1.1	0.19	ug/m3
10061-02-6	111	trans-1,3-Dichloropropene	ND	0.36	0.035	ppbv		ND	1.6	0.16	ug/m3

ND = Not detected MDL = Method Detection Limit J = Indicates an estimated value
RL = Reporting Limit B = Indicates analyte found in associated method blank
E = Indicates value exceeds calibration range N = Indicates presumptive evidence of a compound

Report of Analysis

Client Sample ID:	TT-SB-21SV		
Lab Sample ID:	JD36521-14	**Date Sampled:**	12/08/21
Matrix:	AIR - Soil Vapor Comp. Summa ID: A1357	**Date Received:**	12/09/21
Method:	TO-15	**Percent Solids:**	n/a
Project:	2nd Avenue and 33-39th Street, Brooklyn, NY		

VOA TO15 List

CAS No.	MW	Compound	Result	RL	MDL	Units	Q	Result	RL	MDL	Units
64-17-5	46.07	Ethanol	7.6	0.90	0.39	ppbv		14	1.7	0.73	ug/m3
100-41-4	106.2	Ethylbenzene	0.096	0.36	0.027	ppbv	J	0.42	1.6	0.12	ug/m3
141-78-6	88	Ethyl Acetate	8.3	0.36	0.067	ppbv		30	1.3	0.24	ug/m3
622-96-8	120.19	4-Ethyltoluene	ND	0.36	0.053	ppbv		ND	1.8	0.26	ug/m3
76-13-1	187.4	Freon 113	ND	0.18	0.031	ppbv		ND	1.4	0.24	ug/m3
76-14-2	170.9	Freon 114	ND	0.18	0.034	ppbv		ND	1.3	0.24	ug/m3
142-82-5	100.2	Heptane	0.85	0.36	0.031	ppbv		3.5	1.5	0.13	ug/m3
87-68-3	260.8	Hexachlorobutadiene	ND	0.16	0.082	ppbv		ND	1.7	0.87	ug/m3
110-54-3	86.18	Hexane	2.2	0.36	0.019	ppbv		7.8	1.3	0.067	ug/m3
591-78-6	100	2-Hexanone	ND	0.36	0.065	ppbv		ND	1.5	0.27	ug/m3
67-63-0	60.1	Isopropyl Alcohol	0.74	0.36	0.12	ppbv		1.8	0.88	0.29	ug/m3
75-09-2	84.94	Methylene chloride	ND	0.36	0.026	ppbv		ND	1.3	0.090	ug/m3
78-93-3	72.11	Methyl ethyl ketone	1.0	0.36	0.075	ppbv		2.9	1.1	0.22	ug/m3
108-10-1	100.2	Methyl Isobutyl Ketone	ND	0.36	0.064	ppbv		ND	1.5	0.26	ug/m3
1634-04-4	88.15	Methyl Tert Butyl Ether	ND	0.36	0.034	ppbv		ND	1.3	0.12	ug/m3
80-62-6	100.12	Methylmethacrylate	ND	0.36	0.058	ppbv		ND	1.5	0.24	ug/m3
115-07-1	42	Propylene	ND	0.90	0.028	ppbv		ND	1.5	0.048	ug/m3
100-42-5	104.1	Styrene	ND	0.36	0.034	ppbv		ND	1.5	0.14	ug/m3
71-55-6	133.4	1,1,1-Trichloroethane	ND	0.18	0.059	ppbv		ND	0.98	0.32	ug/m3
79-34-5	167.85	1,1,2,2-Tetrachloroethane	ND	0.18	0.049	ppbv		ND	1.2	0.34	ug/m3
79-00-5	133.4	1,1,2-Trichloroethane	ND	0.18	0.054	ppbv		ND	0.98	0.29	ug/m3
120-82-1	181.5	1,2,4-Trichlorobenzene	ND	0.18	0.16	ppbv		ND	1.3	1.2	ug/m3
95-63-6	120.19	1,2,4-Trimethylbenzene	ND	0.36	0.059	ppbv		ND	1.8	0.29	ug/m3
108-67-8	120.19	1,3,5-Trimethylbenzene	ND	0.36	0.060	ppbv		ND	1.8	0.29	ug/m3
540-84-1	114.2	2,2,4-Trimethylpentane	ND	0.36	0.039	ppbv		ND	1.7	0.18	ug/m3
75-65-0	74.12	Tertiary Butyl Alcohol	ND	0.36	0.025	ppbv		ND	1.1	0.076	ug/m3
127-18-4	165.8	Tetrachloroethylene	ND	0.072	0.055	ppbv		ND	0.49	0.37	ug/m3
109-99-9	72.11	Tetrahydrofuran	ND	0.36	0.090	ppbv		ND	1.1	0.27	ug/m3
108-88-3	92.14	Toluene	0.62	0.36	0.026	ppbv		2.3	1.4	0.098	ug/m3
79-01-6	131.4	Trichloroethylene	ND	0.072	0.034	ppbv		ND	0.39	0.18	ug/m3
75-69-4	137.4	Trichlorofluoromethane	0.20	0.18	0.050	ppbv		1.1	1.0	0.28	ug/m3
75-01-4	62.5	Vinyl chloride	ND	0.072	0.040	ppbv		ND	0.18	0.10	ug/m3
108-05-4	86	Vinyl Acetate	ND	0.36	0.061	ppbv		ND	1.3	0.21	ug/m3
	106.2	m,p-Xylene	0.30	0.36	0.061	ppbv	J	1.3	1.6	0.26	ug/m3
95-47-6	106.2	o-Xylene	ND	0.36	0.030	ppbv		ND	1.6	0.13	ug/m3
1330-20-7	106.2	Xylenes (total)	0.30	0.36	0.030	ppbv	J	1.3	1.6	0.13	ug/m3

CAS No.	Surrogate Recoveries	Run# 1	Run# 2	Limits
460-00-4	4-Bromofluorobenzene	95%		65-128%

ND = Not detected MDL = Method Detection Limit J = Indicates an estimated value
RL = Reporting Limit B = Indicates analyte found in associated method blank
E = Indicates value exceeds calibration range N = Indicates presumptive evidence of a compound

Misc. Forms

Custody Documents and Other Forms

Includes the following where applicable:

- Chain of Custody
- Summa Canister and Flow Controller Log

SGS

AiR

AIR CHAIN OF CUSTODY

PAGE 1 OF 2

SGS North America Inc. - Dayton
2235 Route 130, Dayton, NJ 08810
TEL. 732-329-0200 FAX 732-329-3499
www.sgs.com/ehsusa

FED-EX Tracking #	Bottle Order Control #
SGS Quote #	SGS Job # JD 36521

Client / Reporting Information		Project Information		Weather Parameters		Requested Analysis
Company Name	TETRA TECH	Project Name:	2ND AVE & 3RD St	Temperature (Fahrenheit)		
Address	6 CENTURY DR	Street		Start: Maximum:		
City	PARSIPPANY State NJ Zip 07954	City	BROOKLYN State NY	Stop Minimum:		
Project Contact	BOB CANTAGALLO E-mail ROBERT.CANTAGALLO@	Project #		Atmoshpheric Pressure (Inches of Hg)		
Phone #	(973) 630-4045 Fax #	Client Purchase Order #		Start: Maximum:		
Sampler(s) Name(s)	A. VALLY & CHRIS BEERS			Stop: Minimum:		
				Other weather comment:		

Lab Sample #	Field ID / Point of Collection	Air Type: Indoor (I) Soil Vap (SV) Ambient (A)	Sampling Equipment Info: Canister Serial #	Canister Size 6L or 1L	Flow Controller Serial #	Start Sampling Information: Date	Time (24hr clock)	Canister Pressure ("Hg)	~~Interior~~ Temp (F)	Sampler Init.	Stop Sampling Information: Date	Time (24hr clock)	Canister Pressure ("Hg)	~~Interior~~ Temp (F)	Sampler Init.	VTO 15 NYSVLL			
1	TT-SB-33SV	SV	A1363	6L	FC591	12/08/21	0727 ~~1450~~	-24	36	AV	12/08/21	1450	-3	43	AV	✓			FC59
2	TT-SB-32SV	SV	A1112 ~~A1357~~	6L	FC713 ~~FC917~~	12/08/21	0738	-30	36	AV	12/08/21	1453	-5	43	AV	✓			FC71
3	TT-SB-25SV	SV	M139	6L	FC707	12/08/21	0747	-28	36	AV	12/08/21	1457	-4	43	AV	✓			
4	TT-SB-24SV	SV	A1325	6L	FC928	12/08/21	0753	-28	36	AV	12/08/21	1500	-4	43	AV	✓			
5	TT-SB-39SV	SV	A743	6L	MC055	12/08/21	0844	-30	38	AV	12/08/21	1552	-3	40	AV	✓			
6	TT-SB-37SV	SV	M011	6L	MC269	12/08/21	0852	-29	38	AV	12/08/21	1556	-4	40	AV	✓			
7	TT-SB-A	A	M163	6L	FC828	12/8/21	0757	-30	37	AV	12/08/21	1626	-4	40	AV	✓			
8	TT-SB-19SV	SV	A1364	6L	FC421	12/8/21	0804	-30	37	AV	12/08/21	1629	-4	40	AV	✓			
9	TT-SB-14SV	SV	A1361	6L	FC610	12/8/21	0827	-30	37	AV	12/08/21	1632	-4	40	AV	✓			
10	TT-SB-16SV	SV	A1359	6L	MC232	12/08/21	0820	-28	37	AV	12/08/21	1649	-4	40	AV	✓			

Summit.

Turnaround Time (Business days)		Data Deliverable Information	Comments / Remarks
Standard - 15 Days		All NJDEP TO-15 is mandatory Full T1	
10 Day	Approved By:	Comm A	
5 Day		Comm B	
3 Day		Reduced T2	
2 Day	Date:	Full T1	
1 Day		Other:	
Other		DKQP reporting	Sample inventory is verified upon receipt in the Laboratory

Sample Custody must be documented below each time samples change possession, including courier delivery.

Relinquished by Laboratory	Date Time:	Received By:	Relinquished By:	Date Time:	Received By:
1 [signature]	12/09/21 1220	1 [signature]	2 [signature] 17:33	12/9/21	2 Jeremiah Patel
Relinquished by: 3	Date Time:	Received By: 3	Relinquished By: 4	Date Time:	Received By: 4
Relinquished by: 5	Date Time:	Received By: 5	Custody Seal #		

Form:SM088-03D (revised 2-12-18)

http://www.sgs.com/en/terms-and-conditions

5.1

5

JD36521: Chain of Custody
Page 1 of 4

SGS

AIR CHAIN OF CUSTODY

SGS North America Inc. - Dayton
2235 Route 130, Dayton, NJ 08810
TEL. 732-329-0200 FAX 732-329-3499
www.sgs.com/ehsusa

FED-EX Tracking #	Bottle Order Control #
SGS Quote #	SGS Job # JD36521

Client / Reporting Information

Company Name: TETRA TECH
Address: 6 CENTURY DR.
City: PARSIPPANY State: NJ Zip: 07954
Project Contact: BOB CANTAGALLO E-mail: ROBERT.CANTAGALLO@TETRATECH.COM
Phone #: (973) 630-4045 Fax #:
Sampler(s) Name(s): ALEX VALLI & CHRIS BEERS

Project Information

Project Name: 2ND AVE & 33RD
Street:
City: BROOKLYN State: NY
Project #:
Client Purchase Order #:

Weather Parameters

Temperature (Fahrenheit)
Start: Maximum:
Stop: Minimum:
Atmoshpheric Pressure (inches of Hg)
Start: Maximum:
Stop: Minimum:
Other weather comment:

Lab Sample #	Field ID / Point of Collection	Air Type: Indoor (I) Soil Vap (SV) Ambient (A)	Sampling Equipment Info: Canister Serial #	Canister Size 6L or 1L	Flow Controller Serial #	Start Sampling Information: Date	Time (24hr clock)	Canister Pressure ("Hg)	Interior Temp (F)	Sampler Init.	Stop Sampling Information: Date	Time (24hr clock)	Canister Pressure ("Hg)	Interior Temp (F)	Sampler Init.	Requested Analysis: VTO 15 NYSVLL			
11	TT-SB-36SV	SV	A1358	6L	MC189	12/08/21	0855	-30	37	AV	12/08/21	1656	-4	40	AV	✓			
12	TT-SB-02SV	SV	A1365	6L	MC254	12/08/21	0910	-30	37	AV	12/08/21	1700	-5	40	AV	✓			
13	TT-SB-17SV	SV	A1362	6L	FC179	12/02/21	0813	-30	37	AV	12/08/21	1739	-4	40	AV	✓			FC179
14	TT-SB-21SV	SV	A1357	6L	FC917	12/02/21	0738	-30	30	AV	12/08/21	1746	-5	40	AV	✓			

Turnaround Time (Business days)

- Standard - 15 Days
- 10 Day — Approved By:
- 5 Day
- 3 Day
- 2 Day — Date:
- 1 Day
- Other

Data Deliverable Information

All NJDEP TO-15 is mandatory Full T1

Comm A
Comm B
Reduced T2
Full T1
Other:
DKQP reporting

Comments / Remarks

CANISTER/FC (A1357/FC917) DOESN'T APPEAR TO BE ACTING PROPERLY.

FC179- READS 4" HIGHER THAN ACTUAL

Sample inventory is verified upon receipt in the Laboratory

Sample Custody must be documented below each time samples change possession, including courier delivery.

Relinquished by Laboratory:	Date Time:	Received By:	Relinquished By:	Date Time:	Received By:
1	12/09/21 1230	1	1	12/9/21 17:33	2
Relinquished by: 3	Date Time:	Received By: 3	Relinquished By: 4	Date Time:	Received By: 4
Relinquished by: 5	Date Time:	Received By: 5	Custody Seal #		

Form:SM088-03D (revised 2-12-18)

http://www.sgs.com/en/terms-and-conditions

JD36521: Chain of Custody
Page 2 of 4

SGS

AIR SAMPLING EQUIPMENT RETURN FORM

CLIENT: Tetra Tech

PROJECT: 2nd Ave & 3rd St.

CONTROL#

JOB # JD 36521

ADDITIONAL SUMMA CANISTERS

15T A1360

ADDITIONAL CONTROLLERS

FC730

RELINQUISHED BY:	DATE & TIME:	RECEIVED BY:	DATE & TIME:
1 SGS	12/19/21 17:33	2 Jeemit Patel	
RELINQUISHED BY: 3	DATE & TIME:	RECEIVED BY: 4	DATE & TIME:
CUSTODY SEAL #'S:		# OF BOXES OR PIECES IN DELIVERY	

NOTES:

SM086-03
Pub date: 3/12/18

5.1 5

JD36521: Chain of Custody
Page 3 of 4

SGS Sample Receipt Summary

Job Number: JD36521 **Client:** TETRA TECH **Project:** 2ND AVENUE AND 33-39TH STREET, BROOKL

Date / Time Received: 12/9/2021 5:33:00 PM **Delivery Method:** **Airbill #'s:**

Cooler Temps (Raw Measured) °C:

Cooler Temps (Corrected) °C:

Cooler Security	Y	or	N		Y	or	N
1. Custody Seals Present:	☑		☐	3. COC Present:	☑		☐
2. Custody Seals Intact:	☑		☐	4. Smpl Dates/Time OK	☑		☐

Cooler Temperature	Y	or	N
1. Temp criteria achieved:	☐		☐
2. Cooler temp verification:	N/A		
3. Cooler media:	N/A		
4. No. Coolers:	N/A		

Quality Control Preservation	Y	or	N	N/A
1. Trip Blank present / cooler:	☐		☐	☑
2. Trip Blank listed on COC:	☐		☐	☑
3. Samples preserved properly:	☑		☐	
4. VOCs headspace free:	☐		☐	☑

Sample Integrity - Documentation	Y	or	N
1. Sample labels present on bottles:	☑		☐
2. Container labeling complete:	☑		☐
3. Sample container label / COC agree:	☑		☐

Sample Integrity - Condition	Y	or	N
1. Sample recvd within HT:	☑		☐
2. All containers accounted for:	☑		☐
3. Condition of sample:	Intact		

Sample Integrity - Instructions	Y	or	N	N/A
1. Analysis requested is clear:	☑		☐	
2. Bottles received for unspecified tests	☐		☑	
3. Sufficient volume recvd for analysis:	☑		☐	
4. Compositing instructions clear:	☐		☐	☑
5. Filtering instructions clear:	☐		☐	☑

Test Strip Lot #s: pH 1-12: 231619 pH 12+: 203117A Other: (Specify) _____ _____

Comments

SM089-03
Rev. Date 12/7/17

JD36521: Chain of Custody
Page 4 of 4

Summa Canister and Flow Controller Log

Job Number: JD36521
Account: TTNJP Tetra Tech
Project: 2nd Avenue and 33-39th Street, Brooklyn, NY
Received: 12/09/21

SUMMA CANISTERS

Shipping							Receiving						
Summa ID	L	Vac " Hg	Date Out	By	SCC Batch	SCC FileID	Sample Number	Date In	By	Vac " Hg	Pres psig	Final psig	Dil Fact
A1363	6	29.4	12/03/21	MJ	CP11430	5W46399.D	JD36521-1	12/14/21	DFT	1			1
A1112	6	29.4	12/03/21	MJ	CP11433	6W23222.D	JD36521-2	12/14/21	DFT	3			1
M139	6	29.4	12/03/21	MJ	CP11424	5W46322.D	JD36521-3	12/14/21	DFT	5			1
A1325	6	29.4	12/03/21	MJ	CP11406	2W55993.D	JD36521-4	12/14/21	DFT	4			1
A743	6	29.4	12/03/21	MJ	CP11399	2W55956.D	JD36521-5	12/13/21	SG	1			1
M011	6	29.4	12/03/21	MJ	CP11417	5W46171.D	JD36521-6	12/14/21	DFT	2			1
M163	6	29.4	12/07/21	MJ	CP11433	6W23222.D	JD36521-7	12/13/21	SG	1.5			1
A1364	6	29.4	12/03/21	MJ	CP11430	5W46399.D	JD36521-8	12/14/21	DFT	2			1
A1361	6	29.4	12/03/21	MJ	CP11430	5W46399.D	JD36521-9	12/14/21	DFT	2.5			1
A1359	6	29.4	12/03/21	MJ	CP11430	5W46399.D	JD36521-10	12/14/21	DFT	1			1
A1358	6	29.4	12/03/21	MJ	CP11428	5W46401.D	JD36521-11	12/14/21	DFT	0			1
A1365	6	29.4	12/03/21	MJ	CP11422	5W46318.D	JD36521-12	12/14/21	DFT	3			1
A1362	6	29.4	12/03/21	MJ	CP11430	5W46399.D	JD36521-13	12/14/21	DFT	0			1
A1357	6	29.4	12/03/21	MJ	CP11428	5W46401.D	JD36521-14	12/14/21	DFT	21		1	3.58

FLOW CONTROLLERS / OTHER

Shipping					Receiving				
Flow Crtl ID	Date Out	By	cc/ min	Time hrs.	Date In	By	cc/ min	Flow RPD	Equipment Type
FC179	12/03/21	MJ	10.9	8	12/20/21	MJ	11.4	4.5	Flow Controller
FC421	12/03/21	MJ	10.8	8	12/20/21	MJ	10.9	0.9	Flow Controller
FC591	12/03/21	MJ	10.7	8	12/20/21	MJ	13	19.4	Flow Controller
FC610	12/03/21	MJ	10.9	8	12/20/21	MJ	0	200*	Flow Controller
FC707	12/03/21	MJ	10.9	8	12/20/21	MJ	11.3	3.6	Flow Controller
FC713	12/03/21	MJ	10.9	8	12/20/21	MJ	12.3	12.1	Flow Controller
FC730	12/03/21	MJ	10.7	8	12/20/21	MJ	11.1	3.7	Flow Controller
FC828	12/07/21	MJ	10.9	8	12/14/21	SG	10.2	6.6	Flow Controller
FC917	12/03/21	MJ	10.9	8	12/20/21	MJ	11.8	7.9	Flow Controller
FC928	12/03/21	MJ	10.9	8	12/20/21	MJ	11.4	4.5	Flow Controller
MC055	12/03/21	MJ	10.8	8	12/20/21	MJ	12.9	17.7	Flow Controller
MC189	12/03/21	MJ	10.7	8	12/20/21	MJ	12.4	14.7	Flow Controller
MC232	12/03/21	MJ	10.9	8	12/20/21	MJ	11.4	4.5	Flow Controller
MC254	12/03/21	MJ	10.8	8	12/20/21	MJ	10.9	0.9	Flow Controller
MC269	12/03/21	MJ	10.8	8	12/20/21	MJ	0	200*	Flow Controller

* Flow controller RPD > 20%

SGS Bottle Order(s):
JS-12121-242
JS-12721-27

Summa Canister and Flow Controller Log

Job Number: JD36521
Account: TTNJP Tetra Tech
Project: 2nd Avenue and 33-39th Street, Brooklyn, NY
Received: 12/09/21

FLOW CONTROLLERS / OTHER

Shipping					Receiving				
Flow Crtl ID	Date Out	By	cc/ min	Time hrs.	Date In	By	cc/ min	Flow RPD	Equipment Type

Prep Date	Room Temp(F)	Bar Pres "Hg
12/03/21	70	29.92
12/07/21	70	29.92

APPENDIX B – Soil Boring Logs/Test Pit Logs

Field Boring Log Sheet

TETRA TECH

Project:	Empire Offshore Wind LLC and SBMT Asset LLC	Date Started	12/8/2022
Project #:	194-1247-0003	Date Completed:	12/8/2022
Boring #:	SBMT-SB-01	Groundwater Depth (ft bgs):	9.5
Total Depth (ft):	15' bgs	Ground Elevation (ft amsl):	9.32
Geologist:	A.Valli	X Coordinate:	979746.1167
Driller:	Cascade/ADT	Y Coordinate:	179404.1049
Drilling/Sampling Method:	GeoProbe 7728	GPS Datum:	NAD83/NAVD88

Sample ID	Depth (ft)	Blow Count per/6"	Recovery (in)	USCS Soil Classification or Material	Color	Lithology	Description	Time	Date	PID (ppm)	Comments
SBMT-SB-01 0-5			NA	CONCRETE	Gr.		0.0-1.0' CONCRETE	10:40	12/8/2022	0.0	Cleared to 5' using hand tools and air knife.
				FILL	Br.		1.0-5.0' f-m SAND, little f Gravel, Brick & Concrete			0.0	
										0.0	
										0.0	
	5.0									0.0	
SBMT-SB-01 5-10 Run#1			39"		Br.		29" f-m SAND, little f Gravel, Concrete & Brick fragments	10:53	12/8/2022	0.0	Collected Soil Sample SBMT-SB-01-0709 @ 11:08
										0.0	
										0.0	
				Concrete	Br.		7" CONCRETE			0.0	
	10.0			SP	Dk. Br.		3" f-m SAND, little f Gravel, wet at 9.5'			0.0	
SBMT-SB-01 10-15 Run#2			9"	SP	Dk. Br.		9" f-m SAND, little f Gravel, wet	11:01	12/8/2022	0.1	Collected Soil Sample SBMT-SB-01-1315 @ 11:15
										0.1	
										0.1	
										0.1	
	15.0									0.1	
							End of Boring at 15' bgs.				
	20.0										
	25.0										
	30.0										
	35.0										
	40.0										

Notes:
ft- feet
bgs- below ground surface
amsl - above mean sea level
The horizontal datum is the New York Long Island State Plane Coordinate System (NAD83)
The vertical datum is North American Vertical Datum of 1988 (NAVD88).

Field Boring Log Sheet

TETRA TECH

Project:	Empire Offshore Wind LLC and SBMT Asset LLC	Date Started	12/8/2022
Project #:	194-1247-0003	Date Completed:	12/8/2022
Boring #:	SBMT-SB-02	Groundwater Depth (ft bgs):	8.5
Total Depth (ft):	15' bgs	Ground Elevation (ft amsl):	8.72
Geologist:	A.Valli	X Coordinate:	980349.8589
Driller:	Cascade/ADT	Y Coordinate:	179558.4737
Drilling/Sampling Method:	GeoProbe 7728	GPS Datum:	NAD83/NAVD88

Sample ID	Depth (ft)	Blow Count per/6"	Recovery (in)	USCS Soil Classification or Material	Color	Lithology	Description	Time	Date	PID (ppm)	Comments
SBMT-SB-02 0-5			NA	CONCRETE	Gr.		0.0-6" CONCRETE	12:20	12/8/2022	0.0	
				FILL	Dk. Br/Bl		6" - 3.5' f-m SAND with little Gravel, almost ashy			0.0	
										0.0	
				SP	Tan/Rd Br		3.5-5' f. SAND			0.0	
	5.0									0.0	
SBMT-SB-02 5-10 Run#1			31"	FILL	Rd. Br.		25" f-m SAND, little Gravel and Brick fragments, little moisture	12:28	12/8/2022	0.0	Collected Soil Sample SBMT-SB-02-0608 @ 12:45 collected above GW Level
										0.0	
										0.0	
				SW	Br.		6" f. SAND, wet at 8.5'			0.0	
	10.0									0.0	
SBMT-SB-02 10-15 Run#2			2"	SP	Br.		2" f-m SAND, little f Gravel, wet	12:32	12/8/2022	0.0	Collected Soil Sample SBMT-SB-02-0810 @ 12:50
										0.0	
										0.0	
										0.0	
	15.0									0.0	
							End of Boring at 15' bgs.				
	20.0										
	25.0										
	30.0										
	35.0										
	40.0										

Notes:
ft- feet
bgs- below ground surface
amsl - above mean sea level
The horizontal datum is the New York Long Island State Plane Coordinate System (NAD83)
The vertical datum is North American Vertical Datum of 1988 (NAVD88).

Field Boring Log Sheet

TETRA TECH

Project:	Empire Offshore Wind LLC and SBMT Asset LLC	Date Started	12/8/2022
Project #:	194-1247-0003	Date Completed:	12/8/2022
Boring #:	SBMT-SB-03	Groundwater Depth (ft bgs):	8.5
Total Depth (ft):	15' bgs	Ground Elevation (ft amsl):	8.74
Geologist:	A.Valli	X Coordinate:	980554.9735
Driller:	Cascade/ADT	Y Coordinate:	179570.8865
Drilling/Sampling Method:	GeoProbe 7728	GPS Datum:	NAD83/NAVD88

Sample ID	Depth (ft)	Blow Count per/6"	Recovery (in)	USCS Soil Classification or Material	Color	Lithology	Description	Time	Date	PID (ppm)	Comments
SBMT-SB-03 0-5			NA	CONCRETE	Gr.		0.0-6" CONCRETE	13:15	12/8/2022	0.0	
				FILL	Dk. Br.		0.5 - 5' f-m SAND, some f. Gravel, little Silt, Concrete & Brick.			0.0	
										0.0	
										0.0	
	5.0									0.0	
SBMT-SB-03 5-10 Run#1			42"	CONCRETE	Gr.		2" CONCRETE	14:13	12/8/2022	0.0	Collected Soil Sample SBMT-SB-03-06.508.5 @ 14:25
				FILL	Bl.		24" f. SAND, some f. Gravel, little Silt and Concrete.			0.0	
										0.0	
				SP			8" f-m SAND, some f. Gravel, wet			0.0	
	10.0			CONCRETE	Gr.		8" CONCRETE			0.0	
SBMT-SB-03 10-15 Run#2			21"	SM	Dk. Br. /Bl.		21" f-m SAND, some f. Gravel & Silt, wet.	14:22	12/8/2022	0.0	Collected Soil Sample SBMT-SB-03-1315 @ 14:30
										0.0	
										0.0	
										0.0	
	15.0									0.0	
							End of Boring at 15' bgs.				
	20.0										
	25.0										
	30.0										
	35.0										
	40.0										

Notes:
ft- feet
bgs- below ground surface
amsl - above mean sea level
The horizontal datum is the New York Long Island State Plane Coordinate System (NAD83)
The vertical datum is North American Vertical Datum of 1988 (NAVD88).

Field Boring Log Sheet

TETRA TECH

Project:	Empire Offshore Wind LLC and SBMT Asset LLC	Date Started	12/9/2022
Project #:	194-1247-0003	Date Completed:	12/9/2022
Boring #:	SBMT-SB-04	Groundwater Depth (ft bgs):	9
Total Depth (ft):	15' bgs	Ground Elevation (ft amsl):	8.80
Geologist:	A.Valli	X Coordinate:	980491.4833
Driller:	Cascade/ADT	Y Coordinate:	179428.3895
Drilling/Sampling Method:	GeoProbe 7728	GPS Datum:	NAD83/NAVD88

Sample ID	Depth (ft)	Blow Count per/6"	Recovery (in)	USCS Soil Classification or Material	Color	Lithology	Description	Time	Date	PID (ppm)	Comments
SBMT-SB-04 0-5			NA	CONCRETE	Gr.		0.0-1.0' CONCRETE	8:30	12/9/2022	0.0	
				FILL	Bl.		1-3' f-m SAND, some f Gravel, Ash, Brick and Concrete			0.0	
										0.0	
					Br.		3-5' f. SAND, little f. Gravel, Silt, Brick & Concrete			0.0	
	5.0									0.0	
SBMT-SB-04 5-10 Run#1			29"	SP	Br.		21" f. SAND, little .f Gravel & Silt, wet at 9'	8:52	12/9/2022	0.0	Collected Soil Sample SBMT-SB-04-07-09 @ 09:08
										0.0	
										0.0	
										0.0	
	10.0			SP	Bl.		8" f-m SAND, some f. Gravel, tr. Silt, shell fragments, organic odor, wet.			0.0	
SBMT-SB-04 10-15 Run#2			45"	SM	Dk. Br.		25" f. SAND, some Silt, saturated, organic odor	9:03	12/9/2022	0.0	Collected Soil Sample SBMT-SB-04-13-15 @ 09:10
										0.0	
										0.0	
				SP-SM	Dk. Br.		20" f-m SAND, little f. Gravel & Silt, saturated, organic odor			0.0	
	15.0									0.0	
							End of Boring at 15' bgs.				
	20.0										
	25.0										
	30.0										
	35.0										
	40.0										

Notes:
ft- feet
bgs- below ground surface
amsl - above mean sea level
The horizontal datum is the New York Long Island State Plane Coordinate System (NAD83)
The vertical datum is North American Vertical Datum of 1988 (NAVD88).

Field Boring Log Sheet

TETRA TECH

Project:	Empire Offshore Wind LLC and SBMT Asset LLC	Date Started	12/9/2022
Project #:	194-1247-0003	Date Completed:	12/9/2022
Boring #:	SBMT-SB-05	Groundwater Depth (ft bgs):	8.5
Total Depth (ft):	15' bgs	Ground Elevation (ft amsl):	8.69
Geologist:	A.Valli	X Coordinate:	980653.5695
Driller:	Cascade/ADT	Y Coordinate:	179287.9093
Drilling/Sampling Method:	GeoProbe 7728	GPS Datum:	NAD83/NAVD88

Sample ID	Depth (ft)	Blow Count per/6"	Recovery (in)	USCS Soil Classification or Material	Color	Lithology	Description	Time	Date	PID (ppm)	Comments
SBMT-SB-05 0-5			NA	CONCRETE	Gr.		0.0-1.0' CONCRETE	10:54	12/9/2022	0.0	
				FILL	Or. Br.		1-2.5' f-m SAND, some f Gravel, Brick & Concrete			0.0	
										0.0	
					Br.		2.5-5' f. SAND, little Silt, f. Gravel, Brick & Concrete			0.0	
	5.0									0.0	
SBMT-SB-05 5-10 Run#1			35"	SP-SM	Br.		15" f. SAND, some f. Gravel, little Silt	11:02	12/9/2022	0.0	Collected Soil Sample SBMT-SB-05-6.5-8.5 @ 11:19
										0.0	
				SM	Br.		12" f. SAND some Silt, little f. Gravel, wet at 8.5'			0.0	
										0.0	
	10.0			SP	Gr.		8" f-m SAND and f. Gravel, tr. Silt, wet			0.0	
SBMT-SB-05 10-15 Run#2			56"	SP	Br.		22" f. SAND, little f. Gravel, tr. Silt, Saturated	11:11	12/9/2022	0.0	Collected Soil Sample SBMT-SB-05-13-15 @ 11:25
										0.0	
				SP	Gr.		13" f-m SAND, little f. Gravel, tr. Silt, wet			0.0	
				SP-SM	Gr.		15" f. SAND, little Silt, tr. f. Gravel, wet.			0.0	
	15.0			ML-CL	Gr.		6" Silty Clay, moist			0.0	
							End of Boring at 15' bgs.				
	20.0										
	25.0										
	30.0										
	35.0										
	40.0										

Notes:
ft- feet
bgs- below ground surface
amsl - above mean sea level
The horizontal datum is the New York Long Island State Plane Coordinate System (NAD83)
The vertical datum is North American Vertical Datum of 1988 (NAVD88).

Field Boring Log Sheet

TETRA TECH

Project:	Empire Offshore Wind LLC and SBMT Asset LLC	Date Started	12/9/2022
Project #:	194-1247-0003	Date Completed:	12/9/2022
Boring #:	SBMT-SB-06	Groundwater Depth (ft bgs):	8.0
Total Depth (ft):	15' bgs	Ground Elevation (ft amsl):	9.17
Geologist:	A.Valli	X Coordinate:	980757.4072
Driller:	Cascade/ADT	Y Coordinate:	179337.1925
Drilling/Sampling Method:	GeoProbe 7728	GPS Datum:	NAD83/NAVD88

Sample ID	Depth (ft)	Blow Count per/6"	Recovery (in)	USCS Soil Classification or Material	Color	Lithology	Description	Time	Date	PID (ppm)	Comments
SBMT-SB-06 0-5			NA	CONCRETE	Gr.		0-2' CONCRETE	12:12	12/9/2022	0.0	
										0.0	
				FILL	Bl.		2-3' f. SAND, some f. Gravel, little Silt, Concrete & Brick			0.0	
					Br.		3-5' f-m SAND, some f. Gravel, little Silt, Concrete & Brick			0.0	
	5.0									0.0	
SBMT-SB-06 5-10 Run#1			41"	SM	Br.		20" f. SAND, some Silt, tr. f. Gravel	12:19	12/9/2022	0.0	Collected Soil Sample SBMT-SB-06-06-08 @ 12:40
										0.0	
				SP-SM	Gr. / Br.		16" f-m SAND, little Silt, wet			0.0	
										0.0	
	10.0			SM-ML	Gr.		5" Silty SAND, tr. Clay, wet			0.0	
SBMT-SB-06 10-15 Run#2			60"	SM	Br.		12" f. SAND, little Silt	12:27	12/9/2022	0.0	Collected Soil Sample SBMT-SB-06-13-15 @ 12:50
				CL	Dk. Gr.		8" Clay, little Silt, moist			0.0	
				SW	Gr./Br.		21" f. SAND, little Silt, wet			0.0	
				SP	Gr.		13" f-m SAND, some f. Gravel & Shell fragment, organic odors, saturated			0.0	
	15.0			SW-SM	Gr.		6" f. SAND, little Silt, wet			0.0	
							End of Boring at 15' bgs.				
	20.0										
	25.0										
	30.0										
	35.0										

Notes:
ft- feet
bgs- below ground surface
amsl - above mean sea level
The horizontal datum is the New York Long Island State Plane Coordinate System (NAD83)
The vertical datum is North American Vertical Datum of 1988 (NAVD88).

Field Boring Log Sheet

TETRA TECH

Project:	Empire Offshore Wind LLC and SBMT Asset LLC	Date Started	12/12/2022
Project #:	194-1247-0003	Date Completed:	12/12/2022
Boring #:	SBMT-SB-07	Groundwater Depth (ft bgs):	4.5
Total Depth (ft):	15' bgs	Ground Elevation (ft amsl):	6.14
Geologist:	A.Valli	X Coordinate:	981581.5665
Driller:	Cascade/ADT	Y Coordinate:	179400.148
Drilling/Sampling Method:	GeoProbe 7728	GPS Datum:	NAD83/NAVD88

Sample ID	Depth (ft)	Blow Count per/6"	Recovery (in)	USCS Soil Classification or Material	Color	Lithology	Description	Time	Date	PID (ppm)	Comments
SBMT-SB-07 0-5			NA	ASPHALT	Bl.		0-1' 8" ASPHALT, 4" SUBBASE	8:30	12/12/2022	0.0	Peteroleum odor between 2-5'
				FILL	Br.		1-2' f. SAND, some f. Gravel, Brick & Concrete, tr. Silt			0.0	
					Dk Gr./Br.		2-5' f-m SAND, some f. Gravel, Brick & Concrete, wet at 4.5'			2.0	
										2.0	
	5.0									2.0	
SBMT-SB-07 5-10 Run#1			32"		Br.		6" f-m SAND, some f-m Gravel, Brick & Concrete	8:42	12/12/2022	2.0	Collected Soil Sample SBMT-SB-07-07-09 @ 09:00 at hightest PID.
				GP	Bl.		6" f. GRAVEL, wet			3.0	
				FILL	Br.		20" f. SAND, some f. Gravel, little Silt, Brick, Wood, & Concrete. Naphthalene odor at 8.5'			5.0	
										10.0	
	10.0									2.0	
SBMT-SB-07 10-15 Run#2			18"		Dk Br./Bl.		6" f. SAND, some f. Gravel, little Brick, tr. Silt	8:52	12/12/2022	2.0	Collected Soil Sample SBMT-SB-07-11-13 @ 09:10
				SP-SM	Blk.		12" f. SAND, little f. Gravel and Silt, tr. Clay			2.0	
										3.0	
							Refusal at 13' on Concrete			0.0	
	15.0									0.0	
							End of Boring at 13' bgs.				
	20.0										
	25.0										
	30.0										
	35.0										
	40.0										

Notes:
ft- feet
bgs- below ground surface
amsl - above mean sea level
The horizontal datum is the New York Long Island State Plane Coordinate System (NAD83)
The vertical datum is North American Vertical Datum of 1988 (NAVD88).

Field Boring Log Sheet

TETRA TECH

Project:	Empire Offshore Wind LLC and SBMT Asset LLC	Date Started	12/12/2022
Project #:	194-1247-0003	Date Completed:	12/12/2022
Boring #:	SBMT-SB-08	Groundwater Depth (ft bgs):	8.5
Total Depth (ft):	15' bgs	Ground Elevation (ft amsl):	5.78
Geologist:	A.Valli	X Coordinate:	981496.7284
Driller:	Cascade/ADT	Y Coordinate:	179516.5222
Drilling/Sampling Method:	GeoProbe 7728	GPS Datum:	NAD83/NAVD88

Sample ID	Depth (ft)	Blow Count per/6"	Recovery (in)	USCS Soil Classification or Material	Color	Lithology	Description	Time	Date	PID (ppm)	Comments
SBMT-SB-08 0-5			NA	ASPHALT	Blk.		0-1' 8" ASPHALT, 4" SUBBASE	10:40	12/12/2022	0.0	
				FILL	Br.		1-3' f-m SAND, some f. Gravel, Brick & Concrete, tr. Silt			0.0	
										0.0	
				CONCRETE	Gr.		3-4' CONCRETE			0.0	
	5.0			FILL	Br.		4-5' f. SAND, some f. Gravel, little Silt, Brick & Concrete			0.0	
SBMT-SB-08 5-10 Run#1			39"	SP	Br.		5" f-c SAND, some f. Gravel. moist.	10:44	12/12/2022	0.0	Collected Soil Sample SBMT-SB-08-6.5-8.5 @ 11:28 w/Dup sample: SBMT-SB-DUP-01
				SM	Dk. Br.		20" f SAND, some Silt, little f. Gravel & Clay, moist			0.0	
										0.0	
				CONCRETE	Gr.		10" CONCRETE			0.0	
	10.0			SP-SM	Br.		4" f. SAND, little Silt & f. Gravel			0.0	
SBMT-SB-08 10-15 Run#2			60"	SP-SM	Lt. Gr/Br.		23" f-m SAND, some f Gravel, little Silt, wet	10:56	12/12/2022	0.0	Collected Soil Sample SBMT-SB-08-13-15 @ 11:34
										0.0	
				SM-ML	Br./Dk Gr		8" f. SAND, some Silt, moist.			0.0	
				GP	Dk. Gr.		6" GRAVEL, little f. Sand. Saturated.			0.0	
	15.0			SP	Bl.		23" f. SAND, little F Gravel & Silt, tr. Brick, saturated, organic odors			0.0	
							End of Boring at 15' bgs.				
	20.0										
	25.0										
	30.0										
	35.0										
	40.0										

Notes:
ft- feet
bgs- below ground surface
amsl - above mean sea level
The horizontal datum is the New York Long Island State Plane Coordinate System (NAD83)
The vertical datum is North American Vertical Datum of 1988 (NAVD88).

Field Boring Log Sheet

TETRA TECH

Project:	Empire Offshore Wind LLC and SBMT Asset LLC	Date Started	12/12/2022
Project #:	194-1247-0003	Date Completed:	12/12/2022
Boring #:	SBMT-SB-09	Groundwater Depth (ft bgs):	5
Total Depth (ft):	15' bgs	Ground Elevation (ft amsl):	5.79
Geologist:	A.Valli	X Coordinate:	981457.6924
Driller:	Cascade/ADT	Y Coordinate:	179586.2306
Drilling/Sampling Method:	GeoProbe 7728	GPS Datum:	NAD83/NAVD88

Sample ID	Depth (ft)	Blow Count per/6"	Recovery (in)	USCS Soil Classification or Material	Color	Lithology	Description	Time	Date	PID (ppm)	Comments
SBMT-SB-09 0-5			NA	ASPHALT	Blk.		0-1' Asphalt & Subbase	12:15	12/12/2022	0.0	
				FILL	Dk. Gr/Bl.		1-2.5' f. SAND, some f. Gravel, Brick, Concrete & Glass, tr. Silt			0.0	
										0.0	
				CONCRETE	Gr.		2.5-3.5' CONCRETE			0.0	
	5.0			FILL	Dk. Br.		3.5-5' F SAND, some F Gravel, Brick & Concrete, wet at 5'			0.0	
SBMT-SB-09 5-10 Run#1			42"	GP	Br./Bl.		24" f-m GRAVEL, little f. SAND & Silt, saturated	12:24	12/12/2022	0.0	Collected Soil Sample SBMT-SB-09-08-10 @ 12:45 at naphthalene odor.
										0.0	
										0.0	
				FILL	Blk.		11" f. SAND, some f. Gravel, little Brick & Concrete, wet			0.0	
	10.0			SM	Br.		7" f. SAND, some Silt, little f. Gravel, naphthalene odor			0.0	
SBMT-SB-09 10-15 Run#2			51"	FILL	Gr./Br.		20" f-m SAND, some f-m Gravel,, Brick, Concrete, Wood & Metal, saturated.	12:31	12/12/2022	0.0	Collected Soil Sample SBMT-SB-09-13-15 @ 12:53
										0.0	
					Gr./Rd.		8" Concrete & Brick				
				SP	Bl.		6" f. SAND, some f. Gravel, tr. Silt, wet			0.0	
				FILL	Rd.		6" BRICK				
				SP-SM	Bl.		8" f. SAND, some f. Gravel, little Silt and Wood. Organic odor.			0.0	
	15.0			CL	Blk.		3" Silty CLAY, little F Sand, moist			0.0	
							End of Boring at 15' bgs.				
	20.0										
	25.0										
	30.0										
	35.0										

Notes:
ft- feet
bgs- below ground surface
amsl - above mean sea level
The horizontal datum is the New York Long Island State Plane Coordinate System (NAD83)
The vertical datum is North American Vertical Datum of 1988 (NAVD88).

Field Boring Log Sheet

TETRA TECH

Project:	Empire Offshore Wind LLC and SBMT Asset LLC	Date Started	12/15/2022
Project #:	194-1247-0003	Date Completed:	12/15/2022
Boring #:	SBMT-SB-10	Groundwater Depth (ft bgs):	8.0
Total Depth (ft):	15' bgs	Ground Elevation (ft amsl):	8.28
Geologist:	A.Valli	X Coordinate:	980569.0284
Driller:	Cascade/ADT	Y Coordinate:	178746.0587
Drilling/Sampling Method:	GeoProbe 7728	GPS Datum:	NAD83/NAVD88

Sample ID	Depth (ft)	Blow Count per/6"	Recovery (in)	USCS Soil Classification or Material	Color	Lithology	Description	Time	Date	PID (ppm)	Comments
SBMT-SB-10 0-5			NA	ASPHALT	Bl.		0-1' 6"ASPHALT 4" SUBBASE	8:30	12/15/2022	0.0	
				FILL	Bl.		1-1.5' ASH			0.0	
					Dk. Br.		1.5-2.5' f. SAND, some f. Gravel, little Silt & Concrete			0.0	
					Br.		2.5-5' f. SAND, some f. Gravel, Brick & Concrete, little Silt			0.0	
	5.0									0.0	
SBMT-SB-10 5-10 Run#1			46"		Br.		24" f. SAND, some f. Gravel, Brick & Concrete, little Silt	8:39	12/15/2022	0.0	Collected Soil Sample SBMT-SB-10-06-08 @ 09:05
										0.0	
					Dk. Br.		12" f. SAND, little f. Gravel & Brick, moist			0.0	
										0.0	
	10.0			SM-ML	Lt. Br.		10" Silty SAND, wet			0.0	
SBMT-SB-10 10-15 Run#2			24"	SM-ML	Lt. Br.		18" Silty SAND, wet	9:10	12/15/2022	0.0	Collected Soil Sample SBMT-SB-10-13-15 @ 09:26 with MS/MSD
										0.0	
										0.0	
				ML-CL	Lt. Br.		6" Silty CLAY, tr. f. Sand			0.0	
	15.0									0.0	
							End of Boring at 15' bgs.				
	20.0										
	25.0										
	30.0										
	35.0										
	40.0										

Notes:
ft- feet
bgs- below ground surface
amsl - above mean sea level
The horizontal datum is the New York Long Island State Plane Coordinate System (NAD83)
The vertical datum is North American Vertical Datum of 1988 (NAVD88).

Field Boring Log Sheet

TETRA TECH

Project:	Empire Offshore Wind LLC and SBMT Asset LLC	Date Started	12/15/2022
Project #:	194-1247-0003	Date Completed:	12/15/2022
Boring #:	SBMT-SB-11	Groundwater Depth (ft bgs):	8.0
Total Depth (ft):	15' bgs	Ground Elevation (ft amsl):	8.56
Geologist:	A.Valli	X Coordinate:	980589.3197
Driller:	Cascade/ADT	Y Coordinate:	178677.079
Drilling/Sampling Method:	GeoProbe 7728	GPS Datum:	NAD83/NAVD88

Sample ID	Depth (ft)	Blow Count per/6"	Recovery (in)	USCS Soil Classification or Material	Color	Lithology	Description	Time	Date	PID (ppm)	Comments
SBMT-SB-11 0-5			NA	ASPHALT	Bl.		0-1' ASPHALT AND SUBBASE	10:56	12/15/2022	0.0	
				SP-SM	Br.		1-2.5' f. SAND, little Silt and f. Gravel			0.0	
										0.0	
				ASPHALT	Bl.		2.5-3.5' Asphalt & Subbase			0.0	
	5.0			FILL	Gr.		3.5-5' f-m SAND, ASH & f. GRAVEL			0.0	
SBMT-SB-11 5-10 Run#1			31"		Gr.		31" f-m SAND & ASH, some f. Gravel & Shells, wet at 8'	11:02	12/15/2022	0.0	Collected Soil Sample SBMT-SB-11-06-08 @ 11:18
										0.0	
										0.0	
										0.0	
	10.0									0.0	
SBMT-SB-11 10-15 Run#2			46"		Gr.		46" f-m SAND & ASH, some F Gravel & Shells, wet	11:10	12/15/2022	0.0	Collected Soil Sample SBMT-SB-11-13-15 @ 11:32
										0.0	
										0.0	
										0.0	
	15.0									0.0	
							End of Boring at 15' bgs.				
	20.0										
	25.0										
	30.0										
	35.0										
	40.0										

Notes:
ft- feet
bgs- below ground surface
amsl - above mean sea level
The horizontal datum is the New York Long Island State Plane Coordinate System (NAD83)
The vertical datum is North American Vertical Datum of 1988 (NAVD88).

Field Boring Log Sheet

TETRA TECH

Project:	Empire Offshore Wind LLC and SBMT Asset LLC	Date Started	12/15/2022
Project #:	194-1247-0003	Date Completed:	12/15/2022
Boring #:	SBMT-SB-12	Groundwater Depth (ft bgs):	9.0
Total Depth (ft):	15' bgs	Ground Elevation (ft amsl):	8.83
Geologist:	A.Valli	X Coordinate:	980633.9935
Driller:	Cascade/ADT	Y Coordinate:	178685.4937
Drilling/Sampling Method:	GeoProbe 7728	GPS Datum:	NAD83/NAVD88

Sample ID	Depth (ft)	Blow Count per/6"	Recovery (in)	USCS Soil Classification or Material	Color	Lithology	Description	Time	Date	PID (ppm)	Comments
SBMT-SB-12 0-5			NA	ASPHALT	Bl.		0-1' ASPHALT AND SUBBASE	12:15	12/15/2022	0.0	
				FILL	Br.		1-3' F SAND, some f. Gravel, little Silt, Brick & Concrete			0.0	
										0.0	
				GP	Gr.		3-3.5' GRAVEL			0.0	
	5.0			FILL	Br.		3.5-5' f. SAND, some f. Gravel & Concrete			0.0	
SBMT-SB-12 5-10 Run#1			28"		Br.		28" f. SAND, some Silt, little f. Gravel & Concrete. Red chalk like substance at 5'	12:19	12/15/2022	0.0	Collected Soil Sample SBMT-SB-12-05-07 @ 12:37
										0.0	
										0.0	
										0.0	
	10.0									0.0	
SBMT-SB-12 10-15 Run#2			36"		Br.		18" f. SAND, some f. Gravel, little Ash & Silt, wet.	12:42	12/15/2022	0.0	Collected Soil Sample SBMT-SB-12-13-15 @ 12:55
										0.0	
										0.0	
				SP	Gr.		18" f. SAND and Shells, some f. Gravel, wet			0.0	
	15.0									0.0	
							End of Boring at 15' bgs.				
	20.0										
	25.0										
	30.0										
	35.0										
	40.0										

Notes:
ft- feet
bgs- below ground surface
amsl - above mean sea level
The horizontal datum is the New York Long Island State Plane Coordinate System (NAD83)
The vertical datum is North American Vertical Datum of 1988 (NAVD88).

Field Boring Log Sheet

TETRA TECH

Project:	Empire Offshore Wind LLC and SBMT Asset LLC	Date Started	12/19/2022
Project #:	194-1247-0003	Date Completed:	12/19/2022
Boring #:	SBMT-SB-13	Groundwater Depth (ft bgs):	8.0
Total Depth (ft):	15' bgs	Ground Elevation (ft amsl):	NA
Geologist:	A.Valli	X Coordinate:	NA
Driller:	Cascade/ADT	Y Coordinate:	NA
Drilling/Sampling Method:	GeoProbe 7728	GPS Datum:	NAD83/NAVD88

Sample ID	Depth (ft)	Blow Count per/6"	Recovery (in)	USCS Soil Classification or Material	Color	Lithology	Description	Time	Date	PID (ppm)	Comments
SBMT-SB-13 0-5			NA	ASPHALT	Bl.		0-1' ASPHALT AND SUBBASE	8:05	12/19/2022	0.0	
				FILL	Br.		1-4.5' f. SAND, little F Gravel, Brick & Concrete, tr. Silt.			0.0	
										0.0	
										0.0	
	5.0			ASPHALT	Bl.		4.5-5' ASPHALT			0.0	
SBMT-SB-13 5-10 Run#1			36"	FILL	Br.		4" f. SAND, Little Gravel, Concrete & Brick	8:09	12/19/2022	0.0	Collected Soil Sample SBMT-SB-13-06-08 @ 08:41
				ASPHALT	Bl.		7" ASPHALT			0.0	
				CONCRETE	Gr.		4"CONCRETE			0.0	
				SP-SM	Br.		21" f. SAND, some f. Gravel, little Silt, wet at 8'			0.0	
	10.0									0.0	
SBMT-SB-13 10-15 Run#2			48"	SP-GP	Dk. Br.		24" f. SAND & f. GRAVEL, saturated	8:18	12/19/2022	0.0	Collected Soil Sample SBMT-SB-13-13-15 @ 08:52
										0.0	
										0.0	
				SP-SM	Br.		24" f. SAND, little Silt & f. Gravel, saturated			0.0	
	15.0									0.0	
							End of Boring at 15' bgs.				
	20.0										
	25.0										
	30.0										
	35.0										
	40.0										

Notes:
ft- feet
bgs- below ground surface
amsl - above mean sea level
The horizontal datum is the New York Long Island State Plane Coordinate System (NAD83)
The vertical datum is North American Vertical Datum of 1988 (NAVD88).

Field Boring Log Sheet

TETRA TECH

Project:	Empire Offshore Wind LLC and SBMT Asset LLC	Date Started	12/19/2022
Project #:	194-1247-0003	Date Completed:	12/19/2022
Boring #:	SBMT-SB-14	Groundwater Depth (ft bgs):	9.0
Total Depth (ft):	15' bgs	Ground Elevation (ft amsl):	11.14
Geologist:	A.Valli	X Coordinate:	981165.8724
Driller:	Cascade/ADT	Y Coordinate:	178350.0013
Drilling/Sampling Method:	GeoProbe 7728	GPS Datum:	NAD83/NAVD88

Sample ID	Depth (ft)	Blow Count per/6"	Recovery (in)	USCS Soil Classification or Material	Color	Lithology	Description	Time	Date	PID (ppm)	Comments
SBMT-SB-14 0-5			NA	ASPHALT	Bl.		0-1' ASPHALT AND SUBBASE	9:26	12/19/2022	0.0	
				FILL	Dk. Br.		1-4' f. SAND, some f. Gravel, Brick & Concrete			0.0	
										0.0	
										0.0	
	5.0			ASPHALT	Bl.		4-5' ASPHALT			0.0	
SBMT-SB-14 5-10 Run#1			31"	FILL	Bl.		24" f. SAND, some f. Gravel, little Brick, Concrete, Wood	9:30	12/19/2022	0.0	Collected Soil Sample SBMT-SB-14-07-09 @ 09:49
										0.0	
										0.0	
				SP-SM	Br		7" f. SAND, little f. Gravel & Silt, wet			0.0	
	10.0									0.0	
SBMT-SB-14 10-15 Run#2			38"	FILL	Bl.		38" f-m SAND and f. GRAVEL, little Concrete, Wood & Plastic	9:44	12/19/2022	0.0	Collected Soil Sample SBMT-SB-14-13-15 @ 09:54
										0.0	
										0.0	
										0.0	
	15.0									0.0	
							End of Boring at 15' bgs.				
	20.0										
	25.0										
	30.0										
	35.0										
	40.0										

Notes:
ft- feet
bgs- below ground surface
amsl - above mean sea level
The horizontal datum is the New York Long Island State Plane Coordinate System (NAD83)
The vertical datum is North American Vertical Datum of 1988 (NAVD88).

Field Boring Log Sheet

TETRA TECH

Project:	Empire Offshore Wind LLC and SBMT Asset LLC	Date Started	12/19/2022
Project #:	194-1247-0003	Date Completed:	12/19/2022
Boring #:	SBMT-SB-15	Groundwater Depth (ft bgs):	7.5
Total Depth (ft):	15' bgs	Ground Elevation (ft amsl):	9.68
Geologist:	A.Valli	X Coordinate:	981470.9845
Driller:	Cascade/ADT	Y Coordinate:	178322.4244
Drilling/Sampling Method:	GeoProbe 7728	GPS Datum:	NAD83/NAVD88

Sample ID	Depth (ft)	Blow Count per/6"	Recovery (in)	USCS Soil Classification or Material	Color	Lithology	Description	Time	Date	PID (ppm)	Comments
SBMT-SB-15 0-5			NA	ASPHALT	Blk.		0-1' ASPHALT AND SUBBASE	10:48	12/19/2022	0.0	
				FILL	Dk. Br.		1-2.5' f. SAND, some f. Gravel, Brick & Concrete, tr. Silt			0.0	
										0.0	
				ASPHALT	Blk.		2.5-3.0' ASPHALT			0.0	
	5.0			FILL	Blk.		3-5' f. SAND & Ash, some f. Gravel, Brick, Concrete, Glass & Wood			0.0	
SBMT-SB-15 5-10 Run#1			39"	FILL	Blk.		30" f. SAND & ASH, some f. Gravel, Brick, Concrete, Glass & Wood, wet at 7.5'	10:52	12/19/2022	0.0	Collected Soil Sample SBMT-SB-15-05-07 @ 11:15
										0.0	
										0.0	
				SP-SM	Br.		9" f. SAND, little Silt & f. Gravel, wet			0.0	
	10.0									0.0	
SBMT-SB-15 10-15 Run#2			60"	SP	Br.		30" f-m SAND, some f gravel, little Silt, wet.	10:58	12/19/2022	0.0	Collected Soil Sample SBMT-SB-15-13-15@ 11:22 with Duplicate sample BMT-SB-DUP-02
										0.0	
				SW	Br.		24" f. SAND, little f. Gravel & Silt, saturated.			0.0	
										0.0	
	15.0			SW-SM	Dk. Br.		6" f. SAND, some Silt, little f. Gravel, wet.			0.0	
							End of Boring at 15' bgs.				
	20.0										
	25.0										
	30.0										
	35.0										

Notes:
ft- feet
bgs- below ground surface
amsl - above mean sea level
The horizontal datum is the New York Long Island State Plane Coordinate System (NAD83)
The vertical datum is North American Vertical Datum of 1988 (NAVD88).

Field Boring Log Sheet

TETRA TECH

Project:	Empire Offshore Wind LLC and SBMT Asset LLC	Date Started	12/19/2022
Project #:	194-1247-0003	Date Completed:	12/19/2022
Boring #:	SBMT-SB-16	Groundwater Depth (ft bgs):	8.0
Total Depth (ft):	15' bgs	Ground Elevation (ft amsl):	9.57
Geologist:	A.Valli	X Coordinate:	981427.4537
Driller:	Cascade/ADT	Y Coordinate:	178385.5465
Drilling/Sampling Method:	GeoProbe 7728	GPS Datum:	NAD83/NAVD88

Sample ID	Depth (ft)	Blow Count per/6"	Recovery (in)	USCS Soil Classification or Material	Color	Lithology	Description	Time	Date	PID (ppm)	Comments
SBMT-SB-16 0-5			NA	ASPHALT	Blk.		0-1.5' ASPHALT AND SUBBASE	12:45	12/19/2022	0.0	
				FILL	Br.		1.5-3.0' f. SAND, some f. Gravel Brick & Concrete			0.0	
										0.0	
				SP-SM	Br.		3.0-5.0' f. SAND, little f. Gravel & Silt			0.0	
	5.0									0.0	
SBMT-SB-16 5-10 Run#1			33"	SP	Dk. Br		13" f-m SAND, some f. Gravel & Concrete, tr. Silt	12:57	12/19/2022	0.0	Collected Soil Sample SBMT-SB-16-06-08 @ 13:25
										0.0	
				SP-SM	Br.		7" f. SAND, little f. Gravel & Silt, wet			0.0	
				FILL	Dk. Br		13" f. SAND, ASH & f. GRAVEL, wet			0.0	
	10.0									0.0	
SBMT-SB-16 10-15 Run#2			34"		Dk. Br		13" f. SAND, ASH & f. GRAVEL, wet	13:05	12/19/2022	0.0	Collected Soil Sample SBMT-SB-16-13-15 @ 13:30
										0.0	
				SP	Br.		6" f-m SAND, little f. Gravel, tr. Silt, wet			0.0	
				SP	Br.		5" f-c SAND, some F Gravel, wet			0.0	
	15.0			SM-ML	Blk.		11" f. SAND, some Silt, little f. Gravel, tr. Clay, organic odor, wet.			0.0	
							End of Boring at 15' bgs.				
	20.0										
	25.0										
	30.0										
	35.0										
	40.0										

Notes:
ft- feet
bgs- below ground surface
amsl - above mean sea level
The horizontal datum is the New York Long Island State Plane Coordinate System (NAD83)
The vertical datum is North American Vertical Datum of 1988 (NAVD88).

Field Boring Log Sheet

TETRA TECH

Project:	Empire Offshore Wind LLC and SBMT Asset LLC	Date Started	12/19/2022
Project #:	194-1247-0003	Date Completed:	12/19/2022
Boring #:	SBMT-SB-17	Groundwater Depth (ft bgs):	5.0
Total Depth (ft):	15' bgs	Ground Elevation (ft amsl):	9.43
Geologist:	A.Valli	X Coordinate:	981432.0407
Driller:	Cascade/ADT	Y Coordinate:	178457.5335
Drilling/Sampling Method:	GeoProbe 7728	GPS Datum:	NAD83/NAVD88

Sample ID	Depth (ft)	Blow Count per/6"	Recovery (in)	USCS Soil Classification or Material	Color	Lithology	Description	Time	Date	PID (ppm)	Comments
SBMT-SB-17 0-5			NA	ASPHALT	Blk.		0-1.0' ASPHALT AND SUBBASE	14:25	12/19/2022	0.0	Collected Soil Sample SBMT-SB-17-03-05 @ 14:45
				CONCRETE	Gr.		1.0-3.0' CONCRETE			0.0	
										0.0	
				FILL	Bl.		3.0-5.0' f. SAND, some Silt, little f. Gravel, tr. Brick & Concrete			0.0	
	5.0									0.0	
SBMT-SB-17 5-10 Run#1			36"	FILL	Bl.		36" f. SAND, some Silt, little f. Gravel, tr.Brick & Concrete, wet at 5'	14:28	12/19/2022	0.0	
										0.0	
										0.0	
										0.0	
	10.0									0.0	
SBMT-SB-17 10-15 Run#2			22"	SP-SM	Rd. Br.		22" f. SAND, some f. Gravel, little Silt, wet.	14:35	12/19/2022	0.0	Collected Soil Sample SBMT-SB-17-13-15 @ 14:52
										0.0	
										0.0	
										0.0	
	15.0									0.0	
							End of Boring at 15'bgs.				
	20.0										
	25.0										
	30.0										
	35.0										
	40.0										

Notes:
ft- feet
bgs- below ground surface
amsl - above mean sea level
The horizontal datum is the New York Long Island State Plane Coordinate System (NAD83)
The vertical datum is North American Vertical Datum of 1988 (NAVD88).

Field Boring Log Sheet

TETRA TECH

Project:	Empire Offshore Wind LLC and SBMT Asset LLC	Date Started	12/20/2022
Project #:	194-1247-0003	Date Completed:	12/20/2022
Boring #:	SBMT-SB-18	Groundwater Depth (ft bgs):	7.0
Total Depth (ft):	15' bgs	Ground Elevation (ft amsl):	9.34
Geologist:	A.Valli	X Coordinate:	981347.8631
Driller:	Cascade/ADT	Y Coordinate:	178573.1933
Drilling/Sampling Method:	GeoProbe 7728	GPS Datum:	NAD83/NAVD88

Sample ID	Depth (ft)	Blow Count per/6"	Recovery (in)	USCS Soil Classification or Material	Color	Lithology	Description	Time	Date	PID (ppm)	Comments
SBMT-SB-18 0-5			NA	ASPHALT	Blk.		0-1.0'ASPHALT AND SUBBASE	8:30	12/20/2022	0.0	
				CONCRETE	Gr.		1.0-2.0' CONCRETE			0.0	
				SP-SM	Br.		2.0-5.0' f. SAND, some f. Gravel, little Silt, moist at 5'			0.0	
										0.0	
	5.0									0.0	
SBMT-SB-18 5-10 Run#1			39"	SP-SM	Br.		21" f. SAND, little f. Gravel & Silt, wet at 7'	8:39	12/20/2022	0.0	Collected Soil Sample SBMT-SB-18-05-07 @ 08:51
										0.0	
										0.0	
				FILL	Bl.		18" f. SAND, ASH, f. GRAVEL & SHELLS, wet			0.0	
	10.0									0.0	
SBMT-SB-18 10-15 Run#2			48"		Bl.		39" f. GRAVEL, ASH & SHELLS, little f. Sand, tr. Silt, wet	8:43	12/20/2022	0.0	Collected Soil Sample SBMT-SB-18-13-15 @ 09:00
										0.0	
										0.0	
				SM-ML	Br.		9" Silty SAND, tr. F. Gravel & Clay, saturated			0.0	
	15.0									0.0	
							End of Boring at 15' bgs.				
	20.0										
	25.0										
	30.0										
	35.0										
	40.0										

Notes:
ft- feet
bgs- below ground surface
amsl - above mean sea level
The horizontal datum is the New York Long Island State Plane Coordinate System (NAD83)
The vertical datum is North American Vertical Datum of 1988 (NAVD88).

Field Boring Log Sheet

TETRA TECH

Project:	Empire Offshore Wind LLC and SBMT Asset LLC	Date Started	12/20/2022
Project #:	194-1247-0003	Date Completed:	12/20/2022
Boring #:	SBMT-SB-19	Groundwater Depth (ft bgs):	7
Total Depth (ft):	15' bgs	Ground Elevation (ft amsl):	9.47
Geologist:	A.Valli	X Coordinate:	981405.5250
Driller:	Cascade/ADT	Y Coordinate:	178646.6015
Drilling/Sampling Method:	GeoProbe 7728	GPS Datum:	NAD83/NAVD88

Sample ID	Depth (ft)	Blow Count per/6"	Recovery (in)	USCS Soil Classification or Material	Color	Lithology	Description	Time	Date	PID (ppm)	Comments
SBMT-SB-19 0-5			NA	ASPHALT	Bl.		0-1.5' ASPHALT AND SUBBASE	9:57	12/20/2022	0.0	
										0.0	
				CONCRETE	Gr.		1.5-2.0' CONCRETE			0.0	
				FILL	Br.		2-5' f. SAND, some f. Gravel, little Silt & Brick			0.0	
	5.0									0.0	
SBMT-SB-19 5-10 Run#1			54"		Br.		22" f. SAND, little f. Gravel & Brick, tr. Silt.	10:05	12/20/2022	0.0	Collected Soil Sample SBMT-SB-19-05-07 @ 10:30 with MS/MSD
										0.0	
				SM-ML	Br.		20" Silty SAND, little f. Gravel, wet at 7'			0.0	
										0.0	
	10.0			SP-SM	Br.		12" f-m SAND, little Silt, wet			0.0	
SBMT-SB-19 10-15 Run#2			60"	SP	Dk. Br.		43" f-m SAND, some f Gravel, tr. Silt, wet	10:12	12/20/2022	0.0	Collected Soil Sample SBMT-SB-19-13-15 @ 10:40
										0.0	
										0.0	
				SW-SM	Br.		17" f. SAND, little Silt, tr. F Gravel, wet			0.0	
	15.0									0.0	
							End of Boring at 15' bgs.				
	20.0										
	25.0										
	30.0										
	35.0										
	40.0										

Notes:
ft- feet
bgs- below ground surface
amsl - above mean sea level
The horizontal datum is the New York Long Island State Plane Coordinate System (NAD83)
The vertical datum is North American Vertical Datum of 1988 (NAVD88).

Field Boring Log Sheet

TETRA TECH

Project:	Empire Offshore Wind LLC and SBMT Asset LLC	Date Started	12/20/2022
Project #:	194-1247-0003	Date Completed:	12/20/2022
Boring #:	SBMT-SB-20	Groundwater Depth (ft bgs):	5.0
Total Depth (ft):	15' bgs	Ground Elevation (ft amsl):	9.88
Geologist:	A.Valli	X Coordinate:	981284.2750
Driller:	Cascade/ADT	Y Coordinate:	178645.3544
Drilling/Sampling Method:	GeoProbe 7728	GPS Datum:	NAD83/NAVD88

Sample ID	Depth (ft)	Blow Count per/6"	Recovery (in)	USCS Soil Classification or Material	Color	Lithology	Description	Time	Date	PID (ppm)	Comments
SBMT-SB-20 0-5			NA	ASPHALT	Blk.		0-1.0' ASPHALT AND SUBBASE	11:15	12/20/2022	0.0	Collected Soil Sample SBMT-SB-20-03-05 @ 11:55
				CONCRETE	Gr.		1.0-3.0' CONCRETE			0.0	
										0.0	
				FILL	Br.		3.0-5.0' f. SAND, some f. Gravel & Brick, tr. Silt			0.0	
	5.0									0.0	
SBMT-SB-20 5-10 Run#1			8"	SW-SM	Br.		8" f. SAND, little Silt, tr. fine Gravel, wet	11:30	12/20/2022	0.0	
										0.0	
										0.0	
										0.0	
	10.0									0.0	
SBMT-SB-20 10-15 Run#2			20"	SP-SM	Br.		20" f. SAND, little Silt, tr. fine Gravel, saturated. Brick in shoe	11:43	12/20/2022	0.0	Collected Soil Sample SBMT-SB-20-13-15 @ 12:00
										0.0	
										0.0	
										0.0	
	15.0									0.0	
							End of Boring at 15' bgs.				
	20.0										
	25.0										
	30.0										
	35.0										
	40.0										

Notes:
ft- feet
bgs- below ground surface
amsl - above mean sea level
The horizontal datum is the New York Long Island State Plane Coordinate System (NAD83)
The vertical datum is North American Vertical Datum of 1988 (NAVD88).

Field Boring Log Sheet

TETRA TECH

Project:	Empire Offshore Wind LLC and SBMT Asset LLC	Date Started	12/20/2022
Project #:	194-1247-0003	Date Completed:	12/21/2022
Boring #:	SBMT-SB-21	Groundwater Depth (ft bgs):	8.0
Total Depth (ft):	15' bgs	Ground Elevation (ft amsl):	9.22
Geologist:	A.Valli	X Coordinate:	981347.4254
Driller:	Cascade/ADT	Y Coordinate:	178718.9760
Drilling/Sampling Method:	GeoProbe 7728	GPS Datum:	NAD83/NAVD88

Sample ID	Depth (ft)	Blow Count per/6"	Recovery (in)	USCS Soil Classification or Material	Color	Lithology	Description	Time	Date	PID (ppm)	Comments
SBMT-SB-21 0-5			NA	ASPHALT	Blk.		0-1.0' ASPHALT AND SUBBASE	12:45	12/20/2022	0.0	
				GRAVEL	Gr.		1.0-2.0' GRAVEL			0.0	
										0.0	
				FILL	Br.		2.0-5.0' f. SAND, little f. Gravel, Brick & Concrete, tr. Silt			0.0	
	5.0									0.0	
SBMT-SB-21 5-10 Run#1			31"		Br.		10" f. SAND, little Silt, f. Gravel, Brick & Ceramic.	7:37	12/21/2022	0.0	Collected Soil Sample SBMT-SB-21-06-08 @ 07:53
										0.0	
				SP-SM	Dk. Br.		21" f. SAND, some f. Gravel, little Silt, wet.			0.0	
										0.0	
	10.0									0.0	
SBMT-SB-21 10-15 Run#2			28"		Dk. Br.		7" f. SAND, some f. Gravel, little Silt, wet.	7:42	12/21/2022	0.0	Collected Soil Sample SBMT-SB-21-13-15 @ 08:00
										0.0	
				SP	Gr. Br.		21" f-m SAND, little f. Gravel & Silt, wet, tr. Organic Material.			0.0	
										0.0	
	15.0									0.0	
							End of Boring at 15' bgs.				
	20.0										
	25.0										
	30.0										
	35.0										
	40.0										

Notes:
ft- feet
bgs- below ground surface
amsl - above mean sea level
The horizontal datum is the New York Long Island State Plane Coordinate System (NAD83)
The vertical datum is North American Vertical Datum of 1988 (NAVD88).

Field Boring Log Sheet

TETRA TECH

Project:	Empire Offshore Wind LLC and SBMT Asset LLC	Date Started	12/21/2022
Project #:	194-1247-0003	Date Completed:	12/21/2022
Boring #:	SBMT-SB-22	Groundwater Depth (ft bgs):	8.0
Total Depth (ft):	15' bgs	Ground Elevation (ft amsl):	7.07
Geologist:	A.Valli	X Coordinate:	981349.8421
Driller:	Cascade/ADT	Y Coordinate:	179064.0721
Drilling/Sampling Method:	GeoProbe 7728	GPS Datum:	NAD83/NAVD88

Sample ID	Depth (ft)	Blow Count per/6"	Recovery (in)	USCS Soil Classification or Material	Color	Lithology	Description	Time	Date	PID (ppm)	Comments
SBMT-SB-22 0-5			NA	ASPHALT	Blk.		0-1.0' ASPHALT	8:42	12/21/2022	0.0	
				CONCRETE	Gr.		1.0-2.0' CONCRETE			0.0	
				FILL	Gr. BR.		2.0-3.0' f. SAND, little f. Gravel & Silt, tr. Brick			0.0	
				CONCRETE	Gr.		3.0-4.0' CONCRETE			0.0	
	5.0			SM-ML	Gr.		4.0-5.0' Silty SAND, little f. Gravel			0.0	
SBMT-SB-22 5-10 Run#1			46"	FILL	Gr.		16" f. SAND, little f. Gravel & Silt, tr. Brick & Concrete.	8:48	12/21/2022	0.0	Collected Soil Sample SBMT-SB-22-06-08 @ 09:10
										0.0	
				CONCRETE	Gr.		4" CONCRETE				
				SP-SM	Gr. Br.		9" f. SAND, some f. Gravel, little Silt, wet.			0.0	
				CONCRETE	Gr.		5" CONCRETE			0.0	
	10.0			SM-ML	Br.		12" Silty SAND, little f. Gravel			0.0	
SBMT-SB-22 10-15 Run#2			55"	SM-ML	Dk. Br.		20" Silty SAND, little f. Gravel, saturated	8:55	12/21/2022	0.0	Collected Soil Sample SBMT-SB-22-13-15 @ 09:15
										0.0	
				SM	Dr. Br.		14" f. SAND, some f. Gravel & Silt, wet			0.0	
				SP	Dr. Br.		12" f-m SAND, some f. Gravel, tr. Silt, wet			0.0	
	15.0			SP-SM	Dr. Br.		9" f. SAND, little f. Gravel & Silt, tr. Wood, moist			0.0	
							End of Boring at 15' bgs.				
	20.0										
	25.0										
	30.0										
	35.0										

Notes:
ft- feet
bgs- below ground surface
amsl - above mean sea level
The horizontal datum is the New York Long Island State Plane Coordinate System (NAD83)
The vertical datum is North American Vertical Datum of 1988 (NAVD88).

Field Boring Log Sheet

TETRA TECH

Project:	Empire Offshore Wind LLC and SBMT Asset LLC	Date Started	12/21/2022
Project #:	194-1247-0003	Date Completed:	12/21/2022
Boring #:	SBMT-SB-23	Groundwater Depth (ft bgs):	8.0
Total Depth (ft):	15' bgs	Ground Elevation (ft amsl):	7.50
Geologist:	A.Valli	X Coordinate:	981417.9860
Driller:	Cascade/ADT	Y Coordinate:	179513.9461
Drilling/Sampling Method:	GeoProbe 7728	GPS Datum:	NAD83/NAVD88

Sample ID	Depth (ft)	Blow Count per/6"	Recovery (in)	USCS Soil Classification or Material	Color	Lithology	Description	Time	Date	PID (ppm)	Comments
SBMT-SB-23 0-5			NA	ASPHALT	Bl.		0-1.0' ASPHALT	10:00	12/21/2022	0.0	
				CONCRETE	Gr.		1.0-2.0' CONCRETE			0.0	
				FILL	Gr. Br.		2.0-3.0' f. SAND, little f. Gravel & Silt, tr. Brick.			0.0	
				CONCRETE	Gr.		3.0-4.0' CONCRETE			0.0	
	5.0			FILL	Br.		4.0-5.0' f. SAND, some f. Gravel, little Silt, Brick and Wood.			0.0	
SBMT-SB-23 5-10 Run#1			44"		Br.		11" f. SAND, some f. Gravel, little Silt, Brick and Wood.	10:20	12/21/2022	0.0	Collected Soil Sample SBMT-SB-23-05-07 @ 10:44
				GP	Gr.		14" GRAVEL and CONCRETE			0.0	
				SM	Gr.		19" f. SAND, some Silt & f. Gravel, wet. Wood and Brick in shoe.			0.0	
	10.0									0.0	
SBMT-SB-23 10-15 Run#2			44"	GP	Dk. Br.		14" f. GRAVEl, some f. Sand, tr. Silt, wet.	10:24	12/21/2022	0.0	Collected Soil Sample SBMT-SB-23-13-15 @ 11:00
										0.0	
				SP-SM	Dr. Br.		14" f-m SAND, little f. Gravel & Silt.			0.0	
				SP	Dr. Br.		16" f. SAND, some f. Gravel, little Silt and Wood.			0.0	
	15.0									0.0	
							End of Boring at 15' bgs.				
	20.0										
	25.0										
	30.0										
	35.0										

Notes:
ft- feet
bgs- below ground surface
amsl - above mean sea level
The horizontal datum is the New York Long Island State Plane Coordinate System (NAD83)
The vertical datum is North American Vertical Datum of 1988 (NAVD88).

Field Boring Log Sheet

TETRA TECH

Project:	Empire Offshore Wind LLC and SBMT Asset LLC	Date Started	12/21/2022
Project #:	194-1247-0003	Date Completed:	12/21/2022
Boring #:	SBMT-SB-24	Groundwater Depth (ft bgs):	5.0
Total Depth (ft):	15' bgs	Ground Elevation (ft amsl):	5.84
Geologist:	A.Valli	X Coordinate:	981142.5852
Driller:	Cascade/ADT	Y Coordinate:	179766.3476
Drilling/Sampling Method:	GeoProbe 7728	GPS Datum:	NAD83/NAVD88

Sample ID	Depth (ft)	Blow Count per/6"	Recovery (in)	USCS Soil Classification or Material	Color	Lithology	Description	Time	Date	PID (ppm)	Comments
SBMT-SB-24 0-5			NA	ASPHALT	Bl.		0-1.5' ASPHALT AND SUBBASE	11:30	12/21/2022	0.0	
				FILL	Dr. Br.		1.5-5.0' f. SAND, some f. Gravel, Brick and Concrete, tr. Silt, Petroleum odor at 4'			0.0	
										0.0	
										3.5	
	5.0									0.0	
SBMT-SB-24 5-10 Run#1			27"		Bl.		27" f-m SAND, some f. Gravel, Brick, Concrete & Wood, wet at 5'	12:08	12/21/2022	0.0	Collected Soil Sample SBMT-SB-24-03-05 @ 12:23
										0.0	
										0.0	
										0.0	
	10.0									0.7	
SBMT-SB-24 10-15 Run#2			34"	SP	Bl.		34" f-m SAND, some f. Gravel, tr. Silt, wet. Brick at 13' bgs	12:15	12/21/2022	0.0	Collected Soil Sample SBMT-SB-24-13-15 @ 12:30
										0.0	
										0.0	
										0.0	
	15.0									0.0	
							End of Boring at 15' bgs.				
	20.0										
	25.0										
	30.0										
	35.0										
	40.0										

Notes:
ft- feet
bgs- below ground surface
amsl - above mean sea level
The horizontal datum is the New York Long Island State Plane Coordinate System (NAD83)
The vertical datum is North American Vertical Datum of 1988 (NAVD88).

Field Boring Log Sheet

TETRA TECH

Project:	Empire Offshore Wind LLC and SBMT Asset LLC	Date Started	12/21/2022
Project #:	194-1247-0003	Date Completed:	12/21/2022
Boring #:	SBMT-SB-25	Groundwater Depth (ft bgs):	5
Total Depth (ft):	15' bgs	Ground Elevation (ft amsl):	5.62
Geologist:	A.Valli	X Coordinate:	980792.8796
Driller:	Cascade/ADT	Y Coordinate:	180031.4364
Drilling/Sampling Method:	GeoProbe 7728	GPS Datum:	NAD83/NAVD88

Sample ID	Depth (ft)	Blow Count per/6"	Recovery (in)	USCS Soil Classification or Material	Color	Lithology	Description	Time	Date	PID (ppm)	Comments
SBMT-SB-25 0-5			NA	ASPHALT	Bl..		0-1.0' ASPHALT	13:15	12/21/2022	0.0	Collected Soil Sample SBMT-SB-25-02-04 @ 13:40
				FILL	Bl.		1.0-4.0' f. SAND, some f. Gravel, Wood, Concrete, Glass			0.0	
										0.0	
				BRICK	Rd. Br.		4.0-4.5' BRICK			14.8	
	5.0			ASPHALT	Gr.		4.5-5.0' ASPHALT			0.0	
SBMT-SB-25 5-10 Run#1			20"	FILL	Bl.		13" f-c SAND, f. GRAVEL, Brick, & Concrete, wet	13:20	12/21/2022	0.7	
										0.0	
										0.0	
				SP-SM	Bl.		7" f-m SAND, some f. Gravel, little Silt			0.0	
	10.0									0.0	
SBMT-SB-25 10-15 Run#2			37"	SP-SM	Bl.		4" f-m SAND, some f. Gravel, little Silt	13:31	12/21/2022	0.0	Collected Soil Sample SBMT-SB-25-13-15 @ 13:47
										0.0	
				FILL	Blk.		33" f-m SAND, some f. Gravel, little Concrete, Wood, Glass. Brick at 15' bgs, wet			0.0	
										0.0	
	15.0									0.0	
							End of Boring at 15' bgs.				
	20.0										
	25.0										
	30.0										
	35.0										
	40.0										

Notes:
ft- feet
bgs- below ground surface
amsl - above mean sea level
The horizontal datum is the New York Long Island State Plane Coordinate System (NAD83)
The vertical datum is North American Vertical Datum of 1988 (NAVD88).

Field Boring Log Sheet

TETRA TECH

Project:	Empire Offshore Wind LLC and SBMT Asset LLC	Date Started	12/22/2022
Project #:	194-1247-0003	Date Completed:	12/22/2022
Boring #:	SBMT-SB-26	Groundwater Depth (ft bgs):	6.5
Total Depth (ft):	15' bgs	Ground Elevation (ft amsl):	8.16
Geologist:	A.Valli	X Coordinate:	981954.7685
Driller:	Cascade/ADT	Y Coordinate:	179103.8187
Drilling/Sampling Method:	GeoProbe 7728	GPS Datum:	NAD83/NAVD88

Sample ID	Depth (ft)	Blow Count per/6"	Recovery (in)	USCS Soil Classification or Material	Color	Lithology	Description	Time	Date	PID (ppm)	Comments
SBMT-SB-26 0-5			NA	ASPHALT	Blk.		0-1.0' ASPHALT AND SUBBASE	8:15	12/22/2022	0.0	
				CONCRETE	Gr.		1.0-2.0' CONCRETE			0.0	
				SM	Br.		2.0-5.0' f. SAND, some Silt, little fine Gravel, moist at 5'			0.0	
										0.0	
	5.0									0.0	
SBMT-SB-26 5-10 Run#1			58"	FILL	Br.		15" f. SAND, some f. Gravel & Silt, little Concrete & Brick, wet at 6.5'	8:20	12/22/2022	0.0	Collected Soil Sample SBMT-SB-26-05-6.5 @ 9:00 W/Dup sample SBMT-SB-DUP-03
				SM	Br.		23" f. SAND, some Silt, little f. Gravel, wet			0.0	
										0.0	
				SM	Br.		10" f-m SAND, some Silt, little F Gravel & SAND, wet			0.0	
	10.0			SM-ML	Br.		10" Silty SAND, tr. f. Gravel & Clay			0.0	
SBMT-SB-26 10-15 Run#2			54"	SM	Br.		30" f. SAND, some Silt, tr. f. Gravel, saturated	8:30	12/22/2022	0.0	Collected Soil Sample SBMT-SB-26-13-15 @ 9:05
										0.0	
				ML-CL	Br.		12" Clayey SILT, tr. Sand & f. Gravel, wet			0.0	
										0.0	
	15.0			SM	Rd. Br.		12" f. SAND, some Silt, tr. f. Gravel			0.0	
							End of Boring at 15' bgs.				
	20.0										
	25.0										
	30.0										
	35.0										

Notes:
ft- feet
bgs- below ground surface
amsl - above mean sea level
The horizontal datum is the New York Long Island State Plane Coordinate System (NAD83)
The vertical datum is North American Vertical Datum of 1988 (NAVD88).

Field Boring Log Sheet

TETRA TECH

Project:	Empire Offshore Wind LLC and SBMT Asset LLC	Date Started	12/22/2022
Project #:	194-1247-0003	Date Completed:	12/22/2022
Boring #:	SBMT-SB-27	Groundwater Depth (ft bgs):	7.0
Total Depth (ft):	15' bgs	Ground Elevation (ft amsl):	7.65
Geologist:	A.Valli	X Coordinate:	982009.3608
Driller:	Cascade/ADT	Y Coordinate:	179338.4282
Drilling/Sampling Method:	GeoProbe 7728	GPS Datum:	NAD83/NAVD88

Sample ID	Depth (ft)	Blow Count per/6"	Recovery (in)	USCS Soil Classification or Material	Color	Lithology	Description	Time	Date	PID (ppm)	Comments
SBMT-SB-27 0-5			NA	ASPHALT	Blk.		0-1.0' ASPHALT and SUBBASE	9:55	12/22/2022	0.0	
				CONCRETE	Gr.		1.0-2.0'' CONCRETE			0.0	
				FILL	Br./Bl		2.0-5.0' f. SAND, some f. Gravel, Brick & Concrete, little Silt			0.0	
										0.0	
	5.0									0.0	
SBMT-SB-27 5-10 Run#1			35"		Br./Bl.		8" F SAND, some F Gravel, Brick & Concrete, little Silt,	10:02	12/22/2022	0.0	Collected Soil Sample SBMT-SB-27-08-10 @ 10:28 Sampled in zone of highest PID reading.
					Gr.		4" PAPER/WOOD			0.0	
				SM-ML	Br.		14" f. SAND &SILT, little f. Gravel, Wet.			0.0	
										0.0	
	10.0			SP-SM	Blk.		9" f. SAND, little f. Gravel & Silt, tr. Organic Material. Organic odor, wet.			4.2	
SBMT-SB-27 10-15 Run#2			42"	SP-SM	Blk.		31" f-m SAND, some f. Gravel, little Silt, wet. Organic odor.	10:07	12/22/2022	0.0	Collected Soil Sample SBMT-SB-27-13-15 @ 10:35
										1.9	
										0.4	
				SM-ML	Br.		11" f. SAND, some Silt & Clay, tr. f Gravel & Wood, wet			0.0	
	15.0									0.0	
							End of Boring at 15' bgs.				
	20.0										
	25.0										
	30.0										
	35.0										
	40.0										

Notes:
ft- feet
bgs- below ground surface
amsl - above mean sea level
The horizontal datum is the New York Long Island State Plane Coordinate System (NAD83)
The vertical datum is North American Vertical Datum of 1988 (NAVD88).

Field Boring Log Sheet

TETRA TECH

Project:	Empire Offshore Wind LLC and SBMT Asset LLC	Date Started	12/22/2022
Project #:	194-1247-0003	Date Completed:	12/22/2022
Boring #:	SBMT-SB-28	Groundwater Depth (ft bgs):	6.0
Total Depth (ft):	15' bgs	Ground Elevation (ft amsl):	7.68
Geologist:	A.Valli	X Coordinate:	981963.9161
Driller:	Cascade/ADT	Y Coordinate:	179432.3975
Drilling/Sampling Method:	GeoProbe 7728	GPS Datum:	NAD83/NAVD88

Sample ID	Depth (ft)	Blow Count per/6"	Recovery (in)	USCS Soil Classification or Material	Color	Lithology	Description	Time	Date	PID (ppm)	Comments
SBMT-SB-28 0-5			NA	ASPHALT	Bl.		0-1.0' ASPHALT	11:18	12/22/2022	0.0	Collected Soil Sample SBMT-SB-28-04-06 @ 11:58
				CONCRETE	Gr.		1.0-2.0' CONCRETE			0.0	
				FILL	Gr./Br.		2.0-3.5' f. SAND, some f. Gravel little Silt, Brick & Concrete.			0.0	
				CONCRETE	Gr.		3.5-4.5' CONCRETE			0.0	
	5.0			SP-SM	Gr.		4.5-5.0' f-m SAND, little Silt & f. Gravel			0.0	
SBMT-SB-28 5-10 Run#1			60"	FILL	Br.		16" f. SAND, some f. Gravel, little Silt, Brick & Concrete	11:25	12/22/2022	0.0	
				SP	Dk. Br.		20" f-m SAND, some f. Gravel, little Silt, Wet.			0.0	
										0.0	
				SM	Dk. Br.		24" f. SAND, some Silt, little f. Gravel, tr. Clay			0.0	
	10.0									0.0	
SBMT-SB-28 10-15 Run#2			42"	SP	Dk. Br.		10" f-m SAND, some f. Gravel, wet	11:32	12/22/2022	0.0	Collected Soil Sample SBMT-SB-28-13-15 @ 12:05
				FILL	Br.		20" f. SAND & f. GRAVEL, some Brick & Concrete, saturated.			0.0	
										0.0	
				SM	Dr. Br.		12" f. SAND, some Silt, little f. Gravel. tr. Organic Material			0.0	
	15.0									0.0	
							End of Boring at 15' bgs.				
	20.0										
	25.0										
	30.0										
	35.0										
	40.0										

Notes:
ft- feet
bgs- below ground surface
amsl - above mean sea level
The horizontal datum is the New York Long Island State Plane Coordinate System (NAD83)
The vertical datum is North American Vertical Datum of 1988 (NAVD88).

Field Boring Log Sheet

TETRA TECH

Project:	Empire Offshore Wind LLC and SBMT Asset LLC	Date Started	1/3/2023
Project #:	194-1247-0003	Date Completed:	1/3/2023
Boring #:	SBMT-SB-29	Groundwater Depth (ft bgs):	5.0
Total Depth (ft):	15' bgs	Ground Elevation (ft amsl):	6.94
Geologist:	A.Valli	X Coordinate:	981883.8069
Driller:	Cascade/ADT	Y Coordinate:	179441.0896
Drilling/Sampling Method:	GeoProbe 7728	GPS Datum:	NAD83/NAVD88

Sample ID	Depth (ft)	Blow Count per/6"	Recovery (ft)	USCS Soil Classification or Material	Color	Lithology	Description	Time	Date	PID (ppm)	Comments
SBMT-SB-29 0-5			NA	ASPHALT	Bl.		0-1.0' ASPHALT	8:30	1/3/2023	0.0	Collected Soil Sample SBMT-SB-29-03-05 @ 09:00
				CONCRETE	Gr.		1.0-2.0'CONCRETE			0.0	
				FILL	Br.		2.0-5.0' f. SAND, some f. Gravel little Silt, Brick & Concrete, moist at 5'			0.0	
										0.0	
	5.0									0.0	
SBMT-SB-29 5-10 Run#1			53"	SM	Br.		10" f. SAND, some Silt, little f. Gravel, Wet.	8:37	1/3/2023	0.0	
										0.0	
				SP-SM	Dk. Br.		43" f. SAND, little Silt, tr. f. Gravel, saturated.			0.0	
										0.0	
	10.0									0.0	
SBMT-SB-29 10-15 Run#2			50"	SP-SM	Dk. Br.		36" f. SAND, little Silt, tr. f. Gravel, saturated.	8:44	1/3/2023	0.0	Collected Soil Sample SBMT-SB-29-13-15 @ 09:07
										0.0	
										0.0	
				SM-ML	Br.		8" Silty SAND, little Clay.			0.0	
	15.0			SP-GP	Bl.		6" f. SAND & GRAVEL, little Brick, Wood & Silt, Petroleum odor			57.7	
							End of Boring at 15' bgs.				
	20.0										
	25.0										
	30.0										
	35.0										
	40.0										

Notes:
ft- feet
bgs- below ground surface
amsl - above mean sea level
The horizontal datum is the New York Long Island State Plane Coordinate System (NAD83)
The vertical datum is North American Vertical Datum of 1988 (NAVD88).

Field Boring Log Sheet

TETRA TECH

Project:	Empire Offshore Wind LLC and SBMT Asset LLC	Date Started	1/3/2023
Project #:	194-1247-0003	Date Completed:	1/3/2023
Boring #:	SBMT-SB-30	Groundwater Depth (ft bgs):	8.0
Total Depth (ft):	15' bgs	Ground Elevation (ft amsl):	8.15
Geologist:	A.Valli	X Coordinate:	982114.2757
Driller:	Cascade/ADT	Y Coordinate:	179412.7502
Drilling/Sampling Method:	GeoProbe 7728	GPS Datum:	NAD83/NAVD88

Sample ID	Depth (ft)	Blow Count per/6"	Recovery (in)	USCS Soil Classification or Material	Color	Lithology	Description	Time	Date	PID (ppm)	Comments
SBMT-SB-30 0-5			NA	ASPHALT	Bl.		0-1.0' ASPHALT	10:15	1/3/2023	0.0	
				FILL	Br.		1.0-3.0' f. SAND, little f. Gravel, Silt & Brick.			0.0	
										0.0	
					Dk Br.		3.0-5.0' f. SAND, some f. Gravel, Brick & Concrete, little Silt.			0.0	
	5.0									0.0	
SBMT-SB-30 5-10 Run#1			40"	FILL	Dk Br.		20" f. SAND, some f. Gravel, Brick & Concrete, little Silt.	10:20	1/3/2023	0.0	Collected Soil Sample SBMT-SB-30-06-08 @ 10:45
										0.0	
				FILL	Bl.		20" f. SAND, some f. Gravel little Asphalt and Brick.			0.0	
										0.0	
	10.0									0.0	
SBMT-SB-30 10-15 Run#2			54"	FILL	Dk. Br.		20" f. SAND, little f. Gravel & Brick, tr. Silt.	10:30	1/3/2023	0.0	Collected Soil Sample SBMT-SB-30-13-15 @ 10:50
				SP	Dk. Br.		10" f-m SAND, some f. Gravel.			0.0	
				SM-ML	Br.		10" Silty SAND, saturated			0.0	
				SP	Blk.		6" f-m SAND, some f. Gravel			0.0	
	15.0			SP-SM	Br.		8" f. SAND, little Silt & f. Gravel			0.0	
							End of Boring at 15' bgs.				
	20.0										
	25.0										
	30.0										
	35.0										
	40.0										

Notes:
ft- feet
bgs- below ground surface
amsl - above mean sea level
The horizontal datum is the New York Long Island State Plane Coordinate System (NAD83)
The vertical datum is North American Vertical Datum of 1988 (NAVD88).

Field Boring Log Sheet

TETRA TECH

Project:	Empire Offshore Wind LLC and SBMT Asset LLC	Date Started	1/3/2023
Project #:	194-1247-0003	Date Completed:	1/3/2023
Boring #:	SBMT-SB-31	Groundwater Depth (ft bgs):	5.0
Total Depth (ft):	15' bgs	Ground Elevation (ft amsl):	6.81
Geologist:	A.Valli	X Coordinate:	981866.2048
Driller:	Cascade/ADT	Y Coordinate:	179326.6342
Drilling/Sampling Method:	GeoProbe 7728	GPS Datum:	NAD83/NAVD88

Sample ID	Depth (ft)	Blow Count per/6"	Recovery (in)	USCS Soil Classification or Material	Color	Lithology	Description	Time	Date	PID (ppm)	Comments
SBMT-SB-31 0-5			NA	ASPHALT	Blk.		0-1.0' ASPHALT	11:00	1/3/2023	0.0	Collected Soil Sample SBMT-SB-31-02-04 @ 12:21 collected at highest PID reading,
				FILL	Br.		1.0-2.0' f. SAND, little f. Gravel, Silt & Brick			0.0	
				SP	Dk. Br.		2.0-4.0' f. SAND, some f. Gravel, little Silt, organic with slight petroleum odor			11.7	
										10.0	
	5.0			FILL	Br.		4.0-5.0' f. SAND, some Silt, little f. Gravel, tr. Brick, moist at 5'			0.0	
SBMT-SB-31 5-10 Run#1			60"		Br.		20" f. SAND, some Silt, little f. Gravel, tr. Brick.	11:44	1/3/2023	0.0	
										0.0	
				SP-SM	Br.		25" f. SAND, little Silt & f. Gravel, saturated.			0.0	
										0.0	
	10.0			SP	Br.		15" f-m SAND, little f. Gravel & Silt, wet.			0.0	
SBMT-SB-31 10-15 Run#2			54"	SM	Br.		32" f. SAND, some Silt, tr. f. Gravel, saturated.	11:53	1/3/2023	0.0	Collected Soil Sample SBMT-SB-31-13-15 @ 12:30
										0.0	
										0.0	
				SM-ML	Dk. Br.		12" Silty SAND, little clay & f. Gravel. Organic odor.			0.0	
	15.0									0.0	
							End of Boring at 15' bgs.				
	20.0										
	25.0										
	30.0										
	35.0										

Notes:
ft- feet
bgs- below ground surface
amsl - above mean sea level
The horizontal datum is the New York Long Island State Plane Coordinate System (NAD83)
The vertical datum is North American Vertical Datum of 1988 (NAVD88).

Field Boring Log Sheet

TETRA TECH

Project:	Empire Offshore Wind LLC and SBMT Asset LLC	Date Started	1/4/2023
Project #:	194-1247-0003	Date Completed:	1/4/2023
Boring #:	SBMT-SB-32	Groundwater Depth (ft bgs):	7.0
Total Depth (ft):	15' bgs	Ground Elevation (ft amsl):	8.58
Geologist:	A.Valli	X Coordinate:	982304.2956
Driller:	Cascade/ADT	Y Coordinate:	179613.1932
Drilling/Sampling Method:	GeoProbe 7728	GPS Datum:	NAD83/NAVD88

Sample ID	Depth (ft)	Blow Count per/6"	Recovery (in)	USCS Soil Classification or Material	Color	Lithology	Description	Time	Date	PID (ppm)	Comments
SBMT-SB-32 0-5			NA	ASPHALT	Blk.		0-1.0' ASPHALT	8:30	1/4/2023	0.0	Collected Soil Sample SBMT-SB-32-05-07 @ 09:15 w/MS/MSD
				GP	Gr.		1.0-2.0' GRAVEL			0.0	
				FILL	Blk.		2.0-3.0' f. SAND, some f. Gravel, Asphalt and Concrete			0.0	
				FILL	Rd. Br.		3.0-4.0' f SAND, CONCRETE & BRICK			0.0	
	5.0			SP-SM	Br.		4-5' f. SAND, little Silt.			0.0	
SBMT-SB-32 5-10 Run#1			60"	SP	Bl.		15" f. SAND, some f Gravel, little Silt.	8:40	1/4/2023	0.0	Collected Soil Sample SBMT-SB-32-8-10 @ 9:25
				SP-SM	Br.		25" f. SAND, little Silt & f. Gravel, wet.			0.0	
				GP	Br.		6" f. GRAVEL, some f. Sand, wet.			0.0	
				SM	Br.		10" Silty SAND, wet			0.0	
	10.0			SP	Blk.		4" f. SAND, some f. Gravel, tr. Silt, wet.			0.0	
SBMT-SB-32 10-15 Run#2			NA				No Recovery	8:45	1/4/2023		
	15.0										
							End of Boring at 15' bgs.				
	20.0										
	25.0										
	30.0										
	35.0										

Notes:
ft- feet
bgs- below ground surface
amsl - above mean sea level
The horizontal datum is the New York Long Island State Plane Coordinate System (NAD83)
The vertical datum is North American Vertical Datum of 1988 (NAVD88).

Field Boring Log Sheet

TETRA TECH

Project:	Empire Offshore Wind LLC and SBMT Asset LLC	Date Started	1/4/2023
Project #:	194-1247-0003	Date Completed:	1/4/2023
Boring #:	SBMT-SB-33	Groundwater Depth (ft bgs):	7.0
Total Depth (ft):	15' bgs	Ground Elevation (ft amsl):	9.79
Geologist:	A.Valli	X Coordinate:	982508.6520
Driller:	Cascade/ADT	Y Coordinate:	179855.8510
Drilling/Sampling Method:	GeoProbe 7728	GPS Datum:	NAD83/NAVD88

Sample ID	Depth (ft)	Blow Count per/6"	Recovery (in)	USCS Soil Classification or Material	Color	Lithology	Description	Time	Date	PID (ppm)	Comments
SBMT-SB-33 0-5			NA	ASPHALT	Bl.		0-0.5' ASPHALT	10:20	1/4/2023	0.0	
				CONCRETE	Gr.		0.5-1.5' CONCRETE			0.0	
				FILL	Bl.		1.5-3.5'ASH & f. SAND, some f. Gravel, Brick, Concrete & Wood			0.0	
										0.0	
	5.0			SP	Br.		3.5-5.0' f. SAND, little F Gravel & Silt			0.0	
SBMT-SB-33 5-10 Run#1			44"	FILL	Br.		40" f. SAND, some f. Gravel, little Silt, tr. Brick.	10:24	1/4/2023	0.0	Collected Soil Sample SBMT-SB-33-5.5-7.5 @ 10:45 / with SBMT-SB-DUP-04
										0.0	
										0.0	
				SM	Rd. Br.		4" f. SAND, some Silt, little f. Gravel.			0.0	
	10.0									0.0	
SBMT-SB-33 10-15 Run#2			36"	SM	Rd. Br.		36" f. SAND, some Silt, little f. Gravel, saturated.	10:30	1/4/2023	0.0	Collected Soil Sample SBMT-SB-33-13-15 @ 10:55
										0.0	
										0.0	
	15.0									0.0	
							End of Boring at 15' bgs.				
	20.0										
	25.0										
	30.0										
	35.0										
	40.0										

Notes:
ft- feet
bgs- below ground surface
amsl - above mean sea level
The horizontal datum is the New York Long Island State Plane Coordinate System (NAD83)
The vertical datum is North American Vertical Datum of 1988 (NAVD88).

Field Boring Log Sheet

TETRA TECH

Project:	Empire Offshore Wind LLC and SBMT Asset LLC	Date Started	1/4/2023
Project #:	194-1247-0003	Date Completed:	1/4/2023
Boring #:	SBMT-SB-34	Groundwater Depth (ft bgs):	5.0
Total Depth (ft):	15' bgs	Ground Elevation (ft amsl):	8.03
Geologist:	A.Valli	X Coordinate:	982417.3218
Driller:	Cascade/ADT	Y Coordinate:	179934.4651
Drilling/Sampling Method:	GeoProbe 7728	GPS Datum:	NAD83/NAVD88

Sample ID	Depth (ft)	Blow Count per/6"	Recovery (in)	USCS Soil Classification or Material	Color	Lithology	Description	Time	Date	PID (ppm)	Comments
SBMT-SB-34 0-5			NA	ASPHALT	Bl.		0-0.5' ASPHALT	11:35	1/4/2023	0.0	Collected Soil Sample SBMT-SB-34-03-05 @ 12:05
				CONCRETE	Gr.		0.5-1.5' CONCRETE			0.0	
				FILL	Bl.		1.5-3.5' ASH & f. SAND, some f. Gravel, Brick & Concrete			0.0	
										0.0	
	5.0			SP-SM	Br.		3.5-5.0' f. SAND, some f. Gravel, little Silt.			0.0	
SBMT-SB-34 5-10 Run#1			43"	SP-SM	Br.		23" f. SAND, some f. Gravel, little Silt, wet at 5' bgs.	11:40	1/4/2023	0.0	
										0.0	
				SM	Br.		9" f. SAND, some Silt, little f. Gravel.			0.0	
				SP	Rd. Br.		11" f. SAND, some f. Gravel, tr. Silt			0.0	
	10.0									0.0	
SBMT-SB-34 10-15 Run#2			52"	SP	Rd. Br		24" f. SAND, some f. Gravel, tr. Silt, saturated.	11:50	1/4/2023	0.0	Collected Soil Sample SBMT-SB-34-13-15 @ 12:15
										0.0	
				SP	Dk. Br.		13" F-M SAND & F Gravel, tr. Wood, wet.			0.0	
				SM-ML	Br.		15" Silty SAND, little f. Gravel, tr. Wood, wet.			0.0	
	15.0									0.0	
							End of Boring at 15' bgs.				
	20.0										
	25.0										
	30.0										
	35.0										
	40.0										

Notes:
ft- feet
bgs- below ground surface
amsl - above mean sea level
The horizontal datum is the New York Long Island State Plane Coordinate System (NAD83)
The vertical datum is North American Vertical Datum of 1988 (NAVD88).

Field Boring Log Sheet

TETRA TECH

Project:	Empire Offshore Wind LLC and SBMT Asset LLC	Date Started	1/4/2023
Project #:	194-1247-0003	Date Completed:	1/4/2023
Boring #:	SBMT-SB-35	Groundwater Depth (ft bgs):	8.0
Total Depth (ft):	15' bgs	Ground Elevation (ft amsl):	8.17
Geologist:	A.Valli	X Coordinate:	982503.0011
Driller:	Cascade/ADT	Y Coordinate:	180018.3394
Drilling/Sampling Method:	GeoProbe 7728	GPS Datum:	NAD83/NAVD88

Sample ID	Depth (ft)	Blow Count per/6"	Recovery (in)	USCS Soil Classification or Material	Color	Lithology	Description	Time	Date	PID (ppm)	Comments
SBMT-SB-35 0-5			NA	ASPHALT	Bl.		0-0.5' ASPHALT	13:08	1/4/2023	0.0	
				CONCRETE	Gr.		0.5-1.5' CONCRETE			0.0	
				FILL	Bl.		1.5-3.0' ASH, f. SAND, f. GRAVEL, BRICK & CONCRETE			0.0	
										0.0	
	5.0			SP-SM	Br.		3.0-5.0' f. SAND, some f. Gravel little Silt.			0.0	
SBMT-SB-35 5-10 Run#1			15"	SP-SM	Gr. Br.		15" f. SAND, some f. Gravel, little Silt, wet at 8'bgs.	13:18	1/4/2023	0.0	Collected Soil Sample SBMT-SB-35-05-07 @ 13:40
										0.0	
										0.0	
										0.0	
	10.0									0.0	
SBMT-SB-35 10-15 Run#2			60"	SP	Gr. Br.		20" f. SAND, some f. Gravel, little Silt.	13:25	1/4/2023	0.0	Collected Soil Sample SBMT-SB-35-13-15 @ 13:50
										0.0	
				SP-GP	Rd. Br.		6" f. SAND & f. GRAVEL, tr. Silt, saturated.			0.0	
				SP-SM	Rd. Br.		18" f. SAND, little f Gravel & Silt, saturated.			0.0	
	15.0			SP-SM	Gr. Br.		16" f. SAND, some f. Gravel, little Silt, wet.			0.0	
							End of Boring at 15' bgs.				
	20.0										
	25.0										
	30.0										
	35.0										

Notes:
ft- feet
bgs- below ground surface
amsl - above mean sea level
The horizontal datum is the New York Long Island State Plane Coordinate System (NAD83)
The vertical datum is North American Vertical Datum of 1988 (NAVD88).

Field Boring Log Sheet

TETRA TECH

Project:	Empire Offshore Wind LLC and SBMT Asset LLC	Date Started	1/5/2023
Project #:	194-1247-0003	Date Completed:	1/5/2023
Boring #:	SBMT-SB-36	Groundwater Depth (ft bgs):	9.0
Total Depth (ft):	15' bgs	Ground Elevation (ft amsl):	9.29
Geologist:	A.Valli	X Coordinate:	982691.7022
Driller:	Cascade/ADT	Y Coordinate:	180068.2335
Drilling/Sampling Method:	GeoProbe 7728	GPS Datum:	NAD83/NAVD88

Sample ID	Depth (ft)	Blow Count per/6"	Recovery (in)	USCS Soil Classification or Material	Color	Lithology	Description	Time	Date	PID (ppm)	Comments
SBMT-SB-36 0-5			NA	ASPHALT	Bl.		0-1.0' ASPHALT	8:46	1/5/2023	0.0	
				FILL	Br.		1.0-2.0' f. SAND, some f. Gravel, Brick, Concrete, Wood.			0.0	
				CONCRETE	Gr.		2.0-3.0' CONCRETE			0.0	
				FILL	Blk.		3.0-3.5' ASH, f. SAND & f. GRAVEL			0.0	
	5.0			SM	Gr. Br.		3.5-5.0' f. SAND, some Silt, little f. Gravel.			0.0	
SBMT-SB-36 5-10 Run#1			51"	SM	Gr./Br.		15" f. SAND, some Silt, little f. Gravel.	8:57	1/5/2023	0.0	Collected Soil Sample SBMT-SB-36-06-08 @ 9:30 w/MS/MSD
										0.0	
				FILL	Rd. Br.		36" f. SAND, some f. Gravel & Concrete, little Silt, wet at 9.0'bgs.			0.0	
										0.0	
	10.0									0.0	
SBMT-SB-36 10-15 Run#2			38"	SM	Rd. Br.		38" f. SAND, some Silt & f. Gravel, little Clay, wet	9:06	1/5/2023	0.0	Collected Soil Sample SBMT-SB-36-13-15 @ 9:45
										0.0	
										0.0	
										0.0	
	15.0									0.0	
							End of Boring at 15' bgs.				
	20.0										
	25.0										
	30.0										
	35.0										
	40.0										

Notes:
ft- feet
bgs- below ground surface
amsl - above mean sea level
The horizontal datum is the New York Long Island State Plane Coordinate System (NAD83)
The vertical datum is North American Vertical Datum of 1988 (NAVD88).

Field Boring Log Sheet

TETRA TECH

Project:	Empire Offshore Wind LLC and SBMT Asset LLC	Date Started	1/5/2023
Project #:	194-1247-0003	Date Completed:	1/5/2023
Boring #:	SBMT-SB-37	Groundwater Depth (ft bgs):	7.0
Total Depth (ft):	15' bgs	Ground Elevation (ft amsl):	9.03
Geologist:	A.Valli	X Coordinate:	982605.0506
Driller:	Cascade/ADT	Y Coordinate:	180100.1562
Drilling/Sampling Method:	GeoProbe 7728	GPS Datum:	NAD83/NAVD88

Sample ID	Depth (ft)	Blow Count per/6"	Recovery (in)	USCS Soil Classification or Material	Color	Lithology	Description	Time	Date	PID (ppm)	Comments
SBMT-SB-37 0-5			NA	ASPHALT	Bl.		0-1.0' ASPHALT AND SUBBASE	10:50	1/5/2023	0.0	
				GP	Gr.		1.0-2.0'GRAVEL & f. SAND			0.0	
				Fill	Gr./Bl.		2.0-5.0' f. SAND, some f. Gravel, Brick & Concrete, little Silt, tr. Wood.			0.0	
										0.0	
	5.0									0.0	
SBMT-SB-37 5-10 Run#1			41"		Gr./Bl.		10" f. SAND, some f. Gravel, Brick & Concrete, little Silt, tr. Wood.	10:55	1/5/2023	0.0	Collected Soil Sample SBMT-SB-37-05-07 @ 11:20
										0.0	
				SP-SM	Br.		20" f. SAND, some f. Gravel, little Silt.			0.0	
										0.0	
	10.0			SM	Br.		11" f. SAND, some Silt, little f. Gravel, wet.			0.0	
SBMT-SB-37 10-15 Run#2			34"	SM	Br.		6" f. SAND, some Silt, little f. Gravel, wet.	11:01	1/5/2023	0.0	Collected Soil Sample SBMT-SB-37-13-15 @ 11:30
				SP	Bl.		4" f. SAND & f. Gravel, tr. Silt			0.0	
				SP-SM	Br.		8" f. SAND, little f. Gravel & Silt			0.0	
				SM	Br.		16" f. SAND, some Silt, little f. Gravel, wet.			0.0	
	15.0									0.0	
							End of Boring at 15' bgs.				
	20.0										
	25.0										
	30.0										
	35.0										
	40.0										

Notes:
ft- feet
bgs- below ground surface
amsl - above mean sea level
The horizontal datum is the New York Long Island State Plane Coordinate System (NAD83)
The vertical datum is North American Vertical Datum of 1988 (NAVD88).

Field Boring Log Sheet

TETRA TECH

Project:	Empire Offshore Wind LLC and SBMT Asset LLC	Date Started	1/5/2023
Project #:	194-1247-0003	Date Completed:	1/5/2023
Boring #:	SBMT-SB-38	Groundwater Depth (ft bgs):	8.0
Total Depth (ft):	15' bgs	Ground Elevation (ft amsl):	7.99
Geologist:	A.Valli	X Coordinate:	982367.8310
Driller:	Cascade/ADT	Y Coordinate:	180159.1213
Drilling/Sampling Method:	GeoProbe 7728	GPS Datum:	NAD83/NAVD88

Sample ID	Depth (ft)	Blow Count per/6"	Recovery (in)	USCS Soil Classification or Material	Color	Lithology	Description	Time	Date	PID (ppm)	Comments
SBMT-SB-38 0-5			NA	ASPHALT	Bl.		0-1.0' ASPHALT	12:25	1/5/2023	0.0	
				CONCRETE	Gr.		1.0-2.0' CONCRETE			0.0	
				SP	Gr.		2.0-3.0' f. SAND & f. GRAVEL			0.0	
				CONCRETE	Gr.		3.0-4.0' Concrete			0.0	
	5.0			FILL	Bl./Br.		4.0-5.0' f. SAND, some f. Gravel, Brick & Concrete.			0.0	
SBMT-SB-38 5-10 Run#1			34"		Br.		34" f. SAND, some f. Gravel, Brick & Concrete, little Silt. Wood at 10'bgs, wet at 8'bgs.	12:32	1/5/2023	0.0	Collected Soil Sample SBMT-SB-38-06-08 @ 12:51 w/SMBT-SB-DUP-05
										0.0	
										0.0	
										0.0	
	10.0									0.0	
SBMT-SB-38 10-15 Run#2							No recovery, refusal at 12', wood in slot	12:36	1/5/2023		
	15.0										
							End of Boring at 15' bgs.				
	20.0										
	25.0										
	30.0										
	35.0										
	40.0										

Notes:
ft- feet
bgs- below ground surface
amsl - above mean sea level
The horizontal datum is the New York Long Island State Plane Coordinate System (NAD83)
The vertical datum is North American Vertical Datum of 1988 (NAVD88).

Field Boring Log Sheet

TETRA TECH

Project:	Empire Offshore Wind LLC and SBMT Asset LLC	Date Started	1/5/2023
Project #:	194-1247-0003	Date Completed:	1/5/2023
Boring #:	SBMT-SB-39	Groundwater Depth (ft bgs):	5.0
Total Depth (ft):	15' bgs	Ground Elevation (ft amsl):	7.86
Geologist:	A.Valli	X Coordinate:	982357.6621
Driller:	Cascade/ADT	Y Coordinate:	180137.8477
Drilling/Sampling Method:	GeoProbe 7728	GPS Datum:	NAD83/NAVD88

Sample ID	Depth (ft)	Blow Count per/6"	Recovery (in)	USCS Soil Classification or Material	Color	Lithology	Description	Time	Date	PID (ppm)	Comments
SBMT-SB-39 0-5			NA	ASPHALT	Bl.		0-1.0' ASPHALT	13:36	1/5/2023	0.0	Collected Soil Sample SBMT-SB-39-03-05 @ 13:50
				FILL	Blk.		1.0-2.5' ASH, f. GRAVEL & f. SAND			0.0	
				CONCRETE	Gr.		2.5-3.0 CONCRETE			0.0	
				SP-SM	Br.		3.0-5.0' f. SAND, some f. Gravel, little Silt.			0.0	
	5.0									0.0	
SBMT-SB-39 5-10 Run#1			35"	SP-SM	Br.		10" f. SAND, some f. Gravel, little Silt.	13:40	1/5/2023	0.0	Collected Soil Sample SBMT-SB-39-08-10 @ 13:55
										0.0	
				SP-SM	Rd. Br.		25" f. SAND, little Silt & f. Gravel, wet.			0.0	
										0.0	
	10.0									0.0	
SBMT-SB-39 10-15 Run#2							No recovery, refusal 10bgs., feels like wood.				No recovery, refusal 10' feel like wood
	15.0										
	20.0										
	25.0										
	30.0										
	35.0										
	40.0										

Notes:
ft- feet
bgs- below ground surface
amsl - above mean sea level
The horizontal datum is the New York Long Island State Plane Coordinate System (NAD83)
The vertical datum is North American Vertical Datum of 1988 (NAVD88).

Field Boring Log Sheet

TETRA TECH

Project:	Empire Offshore Wind LLC and SBMT Asset LLC	Date Started	1/6/2023
Project #:	194-1247-0003	Date Completed:	1/6/2023
Boring #:	SBMT-SB-40	Groundwater Depth (ft bgs):	4.0
Total Depth (ft):	15' bgs	Ground Elevation (ft amsl):	7.44
Geologist:	A.Valli	X Coordinate:	982347.4895
Driller:	Cascade/ADT	Y Coordinate:	180121.8531
Drilling/Sampling Method:	GeoProbe 7728	GPS Datum:	NAD83/NAVD88

Sample ID	Depth (ft)	Blow Count per/6"	Recovery (in)	USCS Soil Classification or Material	Color	Lithology	Description	Time	Date	PID (ppm)	Comments
SBMT-SB-40 0-5			NA	ASPHALT	Bl.		0-1.0' ASPHALT	8:02	1/6/2023	0.0	Collected Soil Sample SBMT-SB-40-02-04 @ 8:28
				SM	Dk Br.		1.0-3.0' f. SAND, some f. Gravel & Silt			0.0	
										0.0	
				CONCRETE	Gr.		3.0-4.0' CONCRETE			0.0	
	5.0			SM	Br.		4.0-5.0' f. SAND, some Silt, little f. Gravel, wet @4.0'bgs.			0.0	
SBMT-SB-40 5-10 Run#1			31"	SM	Br.		6" f. SAND, some Silt, little f. Gravel.	8:06	1/6/2023	0.0	Collected Soil Sample SBMT-SB-40-08-10 @ 8:35
				SP-SM	Rd. Br.		15" f. SAND, some Silt & f. Gravel, waturated.			0.0	
										0.0	
				SM-ML	Dk Br.		10" f. SAND, some Silt, tr. Clay & Wood, wet.			0.0	
	10.0									0.0	
SBMT-SB-40 10-15 Run#2			16"	SM-ML	Dk Br.		16" f. SAND, some Silt, tr. Clay & Wood, wet.	8:13	1/6/2023	0.0	
										0.0	
										0.0	
										0.0	
	15.0									0.0	
							End of Boring at 15' bgs.				
	20.0										
	25.0										
	30.0										
	35.0										
	40.0										

Notes:
ft- feet
bgs- below ground surface
amsl - above mean sea level
The horizontal datum is the New York Long Island State Plane Coordinate System (NAD83)
The vertical datum is North American Vertical Datum of 1988 (NAVD88).

Field Boring Log Sheet

TETRA TECH

Project:	Empire Offshore Wind LLC and SBMT Asset LLC	Date Started	1/18/2023
Project #:	194-1247-0003	Date Completed:	1/18/2023
Boring #:	SBMT-CS-P	Groundwater Depth (ft bgs):	6.0
Total Depth (ft):	10' bgs	Ground Elevation (ft amsl):	5.54
Geologist:	A.Valli	X Coordinate:	980696.9461
Driller:	Cascade/ADT	Y Coordinate:	180076.9822
Drilling/Sampling Method:	GeoProbe 7728	GPS Datum:	NAD83/NAVD88

Sample ID	Depth (ft)	Blow Count per/6"	Recovery (in)	USCS Soil Classification or Material	Color	Lithology	Description	Time	Date	PID (ppm)	Comments
SBMT-CS-P 0-5			NA	ASPHALT	Bl.		0-1.5'ASPHALT & SUBBASE	10:17	1/18/2023	0.0	Collected Soil Sample SBMT-SB-CS-P-04-06 @ 10:35
				FILL	Dk Br.		1.5-3.5' f. SAND, some F Gravel, Brick & Concrete.			0.0	
										0.0	
				BRICK	Rd.		3.5-4.0' Brick			0.0	
	5.0			SM	Dk. Br.		4.0-5.0' f. SAND, some Silt, little f. Gravel			0.0	
SBMT-CS-P 5-10 Run#1			36"	SP-SM	Dk. Br.		28" f. SAND, some f. Gravel, little Silt, wet @ 6.0'bgs.	10:23	1/18/2023	0.0	
										0.0	
										0.0	
				GP	Dk. Br.		8" f. GRAVEL, little f. Sand.			0.0	
	10.0									0.0	
							End of Boring at 10' bgs.				
	15.0										
	20.0										
	25.0										
	30.0										
	35.0										
	40.0										

Notes:
ft- feet
bgs- below ground surface
amsl - above mean sea level
The horizontal datum is the New York Long Island State Plane Coordinate System (NAD83)
The vertical datum is North American Vertical Datum of 1988 (NAVD88).

Field Boring Log Sheet

TETRA TECH

Project:	Empire Offshore Wind LLC and SBMT Asset LLC	Date Started	1/18/2023
Project #:	194-1247-0003	Date Completed:	1/18/2023
Boring #:	SBMT-CS-N	Groundwater Depth (ft bgs):	5.0
Total Depth (ft):	10' bgs	Ground Elevation (ft amsl):	5.72
Geologist:	A.Valli	X Coordinate:	980894.6941
Driller:	Cascade/ADT	Y Coordinate:	179911.1633
Drilling/Sampling Method:	GeoProbe 7728	GPS Datum:	NAD83/NAVD88

Sample ID	Depth (ft)	Blow Count per/6"	Recovery (in)	USCS Soil Classification or Material	Color	Lithology	Description	Time	Date	PID (ppm)	Comments
SBMT-CS-N 0-5			NA	ASPHALT	Bl.		0-1.0' ASPHALT & SUBBASE	11:20	1/18/2023	0.0	Collected Soil Sample SBMT-SB-CS-N-03-05 @ 11:40
				FILL	Br.		1.0-3.0' f. SAND, some f. Gravel, little Silt, Brick & Concrete.			0.0	
										0.0	
				BRICK	Rd.		3.0-4.0' BRICK			0.0	
	5.0			SM	Br.		4.0-5.0' f. SAND, some Silt, little f. Gravel.			0.0	
SBMT-CS-N 5-10 Run#1			21"	SP-SM	Dk. Br.		21" f. SAND, some Silt & f. Gravel. tr. Wood, wet at 5'bgs.	11:24	1/18/2023	0.0	
										0.0	
										0.0	
										0.0	
	10.0									0.0	
							End of Boring at 10' bgs.				
	15.0										
	20.0										
	25.0										
	30.0										
	35.0										
	40.0										

Notes:
ft- feet
amsl - above mean sea level
bgs- below ground surface
The horizontal datum is the New York Long Island State Plane Coordinate System (NAD83)
The vertical datum is North American Vertical Datum of 1988 (NAVD88).

Field Boring Log Sheet

TETRA TECH

Project:	Empire Offshore Wind LLC and SBMT Asset LLC	Date Started	1/18/2023
Project #:	194-1247-0003	Date Completed:	1/18/2023
Boring #:	SBMT-CS-M	Groundwater Depth (ft bgs):	5.0
Total Depth (ft):	10' bgs	Ground Elevation (ft amsl):	6.14
Geologist:	A.Valli	X Coordinate:	981093.0961
Driller:	Cascade/ADT	Y Coordinate:	179749.3066
Drilling/Sampling Method:	GeoProbe 7728	GPS Datum:	NAD83/NAVD88

Sample ID	Depth (ft)	Blow Count per/6"	Recovery (in)	USCS Soil Classification or Material	Color	Lithology	Description	Time	Date	PID (ppm)	Comments
SBMT-CS-M 0-5			NA	ASPHALT	Bl.		0-1.0' ASPHALT & SUBBASE	12:20	1/18/2023	0.0	Collected Soil Sample SBMT-SB-CS-M-03-05 @ 13:41
				FILL	Br.		1.0-4.0'f. SAND, some f. Gravel, little Silt, Brick & Concrete			0.0	
										0.0	
				CONCRETE	Gr./Rd.		4.0-4.5' CONCRETE/BRICK			0.0	
	5.0			SP	Lt. Br.		4.5-5.0' f. SAND & f. GRAVEL			0.0	
SBMT-CS-M 5-10 Run#1			12"	SP	Br.		21" f. SAND & f. Gravel, tr. Silt, wet at 5'bgs.	13:35	1/18/2023	0.0	
										0.0	
										0.0	
										0.0	
	10.0									0.0	
							End of Boring at 10' bgs.				
	15.0										
	20.0										
	25.0										
	30.0										
	35.0										
	40.0										

Notes:
ft- feet
bgs- below ground surface
amsl - above mean sea level
The horizontal datum is the New York Long Island State Plane Coordinate System (NAD83)
The vertical datum is North American Vertical Datum of 1988 (NAVD88).

Field Boring Log Sheet

TETRA TECH

Project:	Empire Offshore Wind LLC and SBMT Asset LLC	Date Started	1/19/2023
Project #:	194-1247-0003	Date Completed:	1/19/2023
Boring #:	SBMT-CS-L	Groundwater Depth (ft bgs):	5.0
Total Depth (ft):	10' bgs	Ground Elevation (ft amsl):	6.00
Geologist:	A.Valli	X Coordinate:	981200.6363
Driller:	Cascade/ADT	Y Coordinate:	179585.4570
Drilling/Sampling Method:	GeoProbe 7728	GPS Datum:	NAD83/NAVD88

Sample ID	Depth (ft)	Blow Count per/6"	Recovery (in)	USCS Soil Classification or Material	Color	Lithology	Description	Time	Date	PID (ppm)	Comments
SBMT-CS-L 0-5			NA	ASPHALT	Bl.		0-1.0' ASPHALT	8:40	1/19/2023	0.0	Collected Soil Sample SBMT-SB-CS-L-04-06 @ 9:00
				FILL	Dk. Br.		1.0-2.0' f. SAND, some f. Gravel, Brick & Concrete.			0.0	
										0.0	
				CONCRETE	Gr./Rd.		2.0-4.0' BRICK & CONCRETE			0.0	
	5.0			SP-SM	Dk. Br.		4.0-5.0' f. SAND, some f. Gravel, little Silt.			0.0	
SBMT-CS-L 5-10 Run#1			53"	SP	Dk. Br.		10" f. SAND, some f. Gravel, little Silt, wet.	8:48	1/19/2023	0.0	
										0.0	
				SW-SM	Lt. Br.		43" f. SAND, little Silt, wet.			0.0	
										0.0	
	10.0									0.0	
							End of Boring at 10' bgs.				
	15.0										
	20.0										
	25.0										
	30.0										
	35.0										
	40.0										

Notes:
ft- feet
bgs- below ground surface
amsl - above mean sea level
The horizontal datum is the New York Long Island State Plane Coordinate System (NAD83)
The vertical datum is North American Vertical Datum of 1988 (NAVD88).

Field Boring Log Sheet

TETRA TECH

Project:	Empire Offshore Wind LLC and SBMT Asset LLC	Date Started	1/19/2023
Project #:	194-1247-0003	Date Completed:	1/19/2023
Boring #:	SBMT-CS-J	Groundwater Depth (ft bgs):	6.0
Total Depth (ft):	10' bgs	Ground Elevation (ft amsl):	8.33
Geologist:	A.Valli	X Coordinate:	980920.0769
Driller:	Cascade/ADT	Y Coordinate:	179272.6058
Drilling/Sampling Method:	GeoProbe 7728	GPS Datum:	NAD83/NAVD88

Sample ID	Depth (ft)	Blow Count per/6"	Recovery (in)	USCS Soil Classification or Material	Color	Lithology	Description	Time	Date	PID (ppm)	Comments
SBMT-CS-J 0-5			NA	ASPHALT	Bl.		0-1.0' ASPHALT	10:25	1/19/2023	0.0	Collected Soil Sample SBMT-SB-CS-J-04-06 w/SBMT-SB-DUP-06 @ 10:57
				FILL	Br.		1.0-5.0' f. SAND, some f. Gravel, little Silt, Brick & Concrete.			0.0	
										0.0	
										0.0	
	5.0									0.0	
SBMT-CS-J 5-10 Run#1			43"	SP-SM	Br.		25" f. SAND, little Silt and f. Gravel, wet at 6'bgs.	10:39	1/19/2023	0.0	
										0.0	
				SW	Br.		15" f-m SAND, little Silt, saturated.			0.0	
										0.0	
	10.0			SM-ML	Gr. Br.		3" Silty SAND, wet.			0.0	
							End of Boring at 10' bgs.				
	15.0										
	20.0										
	25.0										
	30.0										
	35.0										
	40.0										

Notes:
ft- feet
bgs- below ground surface
amsl - above mean sea level
The horizontal datum is the New York Long Island State Plane Coordinate System (NAD83)
The vertical datum is North American Vertical Datum of 1988 (NAVD88).

Field Boring Log Sheet

TETRA TECH

Project:	Empire Offshore Wind LLC and SBMT Asset LLC	Date Started	1/19/2023
Project #:	194-1247-0003	Date Completed:	1/19/2023
Boring #:	SBMT-CS-G	Groundwater Depth (ft bgs):	7.5
Total Depth (ft):	10' bgs	Ground Elevation (ft amsl):	8.23
Geologist:	A.Valli	X Coordinate:	980561.5070
Driller:	Cascade/ADT	Y Coordinate:	178693.9139
Drilling/Sampling Method:	GeoProbe 7728	GPS Datum:	NAD83/NAVD88

Sample ID	Depth (ft)	Blow Count per/6"	Recovery (in)	USCS Soil Classification or Material	Color	Lithology	Description	Time	Date	PID (ppm)	Comments
SBMT-CS-G 0-5			NA	ASPHALT	Bl.		0-1.0' ASPHALT	11:53	1/19/2023	0.0	
				FILL	Bl.		1.0-2.0' f. SAND, some f. Gravel, Brick & Concrete.			0.0	
					Br.		2.0-3.0' f. SAND, little f. Gravel & Brick			0.0	
				SP	Bl.		3.0-4.0' f. SAND & f. Gravel, little Silt.			0.0	
	5.0			FILL	Bl.		4.0-5.0' ASH, BRICK, CONCRETE, METAL, GLASS & WOOD.			0.0	
SBMT-CS-G 5-10 Run#1			27"		Bl.		27" ASH, f. SAND, f. GRAVEL, BRICK, CONCRETE, CERAMIC, wet at 7.5'bgs.	12:00	1/19/2023	0.0	Collected Soil Sample SBMT-SB-CS-G-5.5-7.5 @ 12:10
										0.0	
										0.0	
										0.0	
	10.0									0.0	
							End of Boring at 10' bgs.				
	15.0										
	20.0										
	25.0										
	30.0										
	35.0										

Notes:
ft- feet
bgs- below ground surface
amsl - above mean sea level
The horizontal datum is the New York Long Island State Plane Coordinate System (NAD83)
The vertical datum is North American Vertical Datum of 1988 (NAVD88).

Field Boring Log Sheet

TETRA TECH

Project:	Empire Offshore Wind LLC and SBMT Asset LLC	Date Started	1/20/2023
Project #:	194-1247-0003	Date Completed:	1/20/2023
Boring #:	SBMT-CS-K	Groundwater Depth (ft bgs):	5.0
Total Depth (ft):	10' bgs	Ground Elevation (ft amsl):	9.25
Geologist:	A.Valli	X Coordinate:	981632.2647
Driller:	Cascade/ADT	Y Coordinate:	178589.6749
Drilling/Sampling Method:	GeoProbe 7728	GPS Datum:	NAD83/NAVD88

Sample ID	Depth (ft)	Blow Count per/6"	Recovery (in)	USCS Soil Classification or Material	Color	Lithology	Description	Time	Date	PID (ppm)	Comments
SBMT-CS-K 0-5			NA	ASPHALT	Bl.		0-1.0' ASPHALT & SUBBASE	8:00	1/20/2023	0.0	Collected Soil Sample SBMT-SB-CS-K-3-5 @ 8:20
				FILL	Bl. /Br.		1.0-2.0' f. SAND, some f. Gravel, little Silt, Brick & Concrete.			0.0	
										0.0	
					Rd. Br.		2.0-5.0' f. SAND, little f. Gravel, Silt & Brick			0.0	
	5.0									0.0	
SBMT-CS-K 5-10 Run#1			27"	FILL	Rd. Br.		10" f. SAND, little f. Gravel, Silt & Brick, wet at 5'bgs.	8:05	1/20/2023	0.0	
										0.0	
				GP	Br.		10" f. GRAVEL, little f. Sand, tr. Silt, wet.			0.0	
										0.0	
	10.0			SW	Lt. Br.		7" f. SAND, little Silt & f. Gravel.			0.0	
							End of Boring at 10' bgs.				
	15.0										
	20.0										
	25.0										
	30.0										
	35.0										
	40.0										

Notes:
ft- feet
bgs- below ground surface
amsl - above mean sea level
The horizontal datum is the New York Long Island State Plane Coordinate System (NAD83)
The vertical datum is North American Vertical Datum of 1988 (NAVD88).

Field Boring Log Sheet

TETRA TECH

Project:	Empire Offshore Wind LLC and SBMT Asset LLC	Date Started	1/20/2023
Project #:	194-1247-0003	Date Completed:	1/20/2023
Boring #:	SBMT-CS-S	Groundwater Depth (ft bgs):	6.0
Total Depth (ft):	10' bgs	Ground Elevation (ft amsl):	8.46
Geologist:	A.Valli	X Coordinate:	982296.1756
Driller:	Cascade/ADT	Y Coordinate:	179462.9081
Drilling/Sampling Method:	GeoProbe 7728	GPS Datum:	NAD83/NAVD88

Sample ID	Depth (ft)	Blow Count per/6"	Recovery (in)	USCS Soil Classification or Material	Color	Lithology	Description	Time	Date	PID (ppm)	Comments
SBMT-CS-S 0-5			NA	ASPHALT	Bl.		0-1.0' ASPHALT & SUBBASE	9:20	1/20/2023	0.0	Collected Soil Sample SBMT-SB-CS-S-04-06 @ 9:40
				CONCRETE	Gr.		1.0-2.0' CONCRETE			0.0	
				FILL	Br.		2.0-3.5' f. SAND, some f. Gravel, little Silt, Concrete & Brick			0.0	
				SP	Br.		3.5-5.0' f. SAND, little Silt & f. Gravel.			0.0	
	5.0									0.0	
SBMT-CS-S 5-10 Run#1			49"	SP	Br.		17" f. SAND, some f. Gravel, little Silt, wet at 6'bgs.	9:27	1/20/2023	0.0	
										0.0	
				SP	Br.		10" f-m SAND, little f. Gravel & Silt.			0.0	
				SM	Gr. Br.		15" f. SAND, little Silt, wet.			0.0	
	10.0			SM-ML	Br.		5" Sandy SILT, little f. Gravel.			0.0	
							End of Boring at 10' bgs.				
	15.0										
	20.0										
	25.0										
	30.0										
	35.0										
	40.0										

Notes:
ft- feet
bgs- below ground surface
amsl - above mean sea level
The horizontal datum is the New York Long Island State Plane Coordinate System (NAD83)
The vertical datum is North American Vertical Datum of 1988 (NAVD88).

Field Boring Log Sheet

TETRA TECH

Project:	Empire Offshore Wind LLC and SBMT Asset LLC	Date Started	1/20/2023
Project #:	194-1247-0003	Date Completed:	1/20/2023
Boring #:	SBMT-CS-R	Groundwater Depth (ft bgs):	5.0
Total Depth (ft):	10' bgs	Ground Elevation (ft amsl):	8.28
Geologist:	A.Valli	X Coordinate:	982544.5086
Driller:	Cascade/ADT	Y Coordinate:	180230.3209
Drilling/Sampling Method:	GeoProbe 7728	GPS Datum:	NAD83/NAVD88

Sample ID	Depth (ft)	Blow Count per/6"	Recovery (in)	USCS Soil Classification or Material	Color	Lithology	Description	Time	Date	PID (ppm)	Comments
SBMT-CS-R 0-5			NA	ASPHALT	Bl.		0-1.0' ASPHALT	11:00	1/20/2023	0.0	Collected Soil Sample SBMT-SB-CS-R-03-05 @ 11:25
				CONCRETE	Gr.		1.0-2.0' CONCRETE			0.0	
				SP	Gr.		2.0-3.0' f. SAND, some f. Gravel			0.0	
				CONCRETE	Gr.		3.0-4.0' CONCRETE			0.0	
	5.0			SP-SM	Br.		4.0-5.0' f. SAND, little Silt & f. Gravel, wet at 5'bgs.			0.0	
SBMT-CS-R 5-10 Run#1			-				No Recovery, Sleve wet	11:14	1/20/2023	0.0	
										0.0	
										0.0	
										0.0	
	10.0									0.0	
							End of Boring at 10' bgs.				
	15.0										
	20.0										
	25.0										
	30.0										
	35.0										
	40.0										

Notes:
ft- feet
bgs- below ground surface
amsl - above mean sea level
The horizontal datum is the New York Long Island State Plane Coordinate System (NAD83)
The vertical datum is North American Vertical Datum of 1988 (NAVD88).

Field Boring Log Sheet

TETRA TECH

Project:	Empire Offshore Wind LLC and SBMT Asset LLC	Date Started	1/20/2023
Project #:	194-1247-0003	Date Completed:	1/20/2023
Boring #:	SBMT-CS-Q	Groundwater Depth (ft bgs):	6.0
Total Depth (ft):	10' bgs	Ground Elevation (ft amsl):	7.46
Geologist:	A.Valli	X Coordinate:	981877.4702
Driller:	Cascade/ADT	Y Coordinate:	179509.1289
Drilling/Sampling Method:	GeoProbe 7728	GPS Datum:	NAD83/NAVD88

Sample ID	Depth (ft)	Blow Count per/6"	Recovery (in)	USCS Soil Classification or Material	Color	Lithology	Description	Time	Date	PID (ppm)	Comments
SBMT-CS-Q 0-5			NA	ASPHALT	Bl.		0-1.0' ASPHALT	13:00	1/20/2023	0.0	Collected Soil Sample SBMT-SB-CS-Q-04-06 @ 13:30
				CONCRETE	Gr.		1.0-3.0' CONCRETE			0.0	
										0.0	
				FILL	Br.		3.0-5.0' f. SAND, some f. Gravel & Silt, little Concrete & Brick			0.0	
	5.0									0.0	
SBMT-CS-Q 5-10 Run#1			36"	SP-SM	Br.		26" f-m SAND, little Silt, wet at 6' bgs.	13:18	1/20/2023	0.0	
										0.0	
										0.0	
				SM	Rd. Br.		10" f. SAND, some Silt, little F Gravel, wet.			0.0	
	10.0									0.0	
							End of Boring at 10' bgs.				
	15.0										
	20.0										
	25.0										
	30.0										
	35.0										
	40.0										

Notes:
ft- feet
bgs- below ground surface
amsl - above mean sea level
The horizontal datum is the New York Long Island State Plane Coordinate System (NAD83)
The vertical datum is North American Vertical Datum of 1988 (NAVD88).

Field Boring Log Sheet

TETRA TECH

Project:	Empire Offshore Wind LLC and SBMT Asset LLC	Date Started	1/23/2023
Project #:	194-1247-0003	Date Completed:	1/23/2023
Boring #:	SBMT-CS-F	Groundwater Depth (ft bgs):	7.0
Total Depth (ft):	10' bgs	Ground Elevation (ft amsl):	8.28
Geologist:	A.Valli	X Coordinate:	980061.4170
Driller:	Cascade/ADT	Y Coordinate:	179031.6988
Drilling/Sampling Method:	GeoProbe 7728	GPS Datum:	NAD83/NAVD88

Sample ID	Depth (ft)	Blow Count per/6"	Recovery (in)	USCS Soil Classification or Material	Color	Lithology	Description	Time	Date	PID (ppm)	Comments
SBMT-CS-F 0-5			NA	CONCRETE	Gr.		0-1.0' CONCRETE	8:20	1/23/2023	0.0	
				FILL	Br.		1.0-3.0' f. SAND, some f. Gravel, Brick & Concrete			0.0	
										0.0	
				CONCRETE	Gr.		3.0-4.0' CONCRETE			0.0	
	5.0			SP	Br.		4.0-5.0' f. SAND, some f. Gravel, tr. Silt.			0.0	
SBMT-CS-F 5-10 Run#1			36"	SP	Br.		24" f. SAND, some f. Gravel, tr. Silt, wet at 7.0'bgs.	8:37	1/23/2023	0.0	Collected Soil Sample SBMT-SB-CS-F-05-07 @ 08:48
										0.0	
										0.0	
				SP/GP	Rd. Br.		12" f. SAND & f. GRAVEL, wet.			0.0	
	10.0									0.0	
							End of Boring at 10' bgs.				
	15.0										
	20.0										
	25.0										
	30.0										
	35.0										
	40.0										

Notes:
ft- feet
bgs- below ground surface
amsl - above mean sea level
The horizontal datum is the New York Long Island State Plane Coordinate System (NAD83)
The vertical datum is North American Vertical Datum of 1988 (NAVD88).

Field Boring Log Sheet

TETRA TECH

Project:	Empire Offshore Wind LLC and SBMT Asset LLC	Date Started	1/23/2023
Project #:	194-1247-0003	Date Completed:	1/23/2023
Boring #:	SBMT-CS-A	Groundwater Depth (ft bgs):	6.0
Total Depth (ft):	10' bgs	Ground Elevation (ft amsl):	8.70
Geologist:	A.Valli	X Coordinate:	979552.1681
Driller:	Cascade/ADT	Y Coordinate:	179570.1746
Drilling/Sampling Method:	GeoProbe 7728	GPS Datum:	NAD83/NAVD88

Sample ID	Depth (ft)	Blow Count per/6"	Recovery (in)	USCS Soil Classification or Material	Color	Lithology	Description	Time	Date	PID (ppm)	Comments
SBMT-CS-A 0-5			NA	CONCRETE	Gr.		0-1.0' CONCRETE	9:45	1/23/2023	0.0	Collected Soil Sample SBMT-SB-CS-A-04-06 @ 10:07
				FILL	Br.		1.0-5.0' f. SAND, little f. Gravel & Brick, tr. Silt.			0.0	
										0.0	
										0.0	
	5.0									0.0	
SBMT-CS-A 5-10 Run#1			34"		Br.		19" f. SAND, little f. Gravel & Brick, tr. Silt, wet at 6.0'bgs.	9:55	1/23/2023	0.0	
										0.0	
										0.0	
				SP-GP	Rd. Br.		15" f-m SAND & f. Gravel, tr. Silt			0.0	
	10.0									0.0	
							End of Boring at 10' bgs.				
	15.0										
	20.0										
	25.0										
	30.0										
	35.0										
	40.0										

Notes:
ft- feet
bgs- below ground surface
amsl - above mean sea level
The horizontal datum is the New York Long Island State Plane Coordinate System (NAD83)
The vertical datum is North American Vertical Datum of 1988 (NAVD88).

Field Boring Log Sheet

TETRA TECH

Project:	Empire Offshore Wind LLC and SBMT Asset LLC	Date Started	1/23/2023
Project #:	194-1247-0003	Date Completed:	1/23/2023
Boring #:	SBMT-CS-B	Groundwater Depth (ft bgs):	6.0
Total Depth (ft):	10' bgs	Ground Elevation (ft amsl):	8.32
Geologist:	A.Valli	X Coordinate:	979823.6225
Driller:	Cascade/ADT	Y Coordinate:	179844.9966
Drilling/Sampling Method:	GeoProbe 7728	GPS Datum:	NAD83/NAVD88

Sample ID	Depth (ft)	Blow Count per/6"	Recovery (in)	USCS Soil Classification or Material	Color	Lithology	Description	Time	Date	PID (ppm)	Comments
SBMT-CS-B 0-5			NA	CONCRETE	Gr.		0-1.0' CONCRETE	11:14	1/23/2023	0.0	Collected Soil Sample SBMT-SB-CS-B-04-06 @ 11:27
				FILL	Br.		1.0-5.0' f. SAND, little f. Gravel, Brick & Concrete.			0.0	
										0.0	
										0.0	
	5.0									0.0	
SBMT-CS-B 5-10 Run#1			32"	FILL	Br.		28" f. SAND, little f. Gravel, Brick & Concrete, wet at 6.0'bgs.	11:20	1/23/2023	0.0	
										0.0	
										0.0	
				SP	Br.		4" f-m SAND, some f. Gravel, tr. Silt.			0.0	
	10.0									0.0	
							End of Boring at 10' bgs.				
	15.0										
	20.0										
	25.0										
	30.0										
	35.0										
	40.0										

Notes:
ft- feet
bgs- below ground surface
amsl - above mean sea level
The horizontal datum is the New York Long Island State Plane Coordinate System (NAD83)
The vertical datum is North American Vertical Datum of 1988 (NAVD88).

Field Boring Log Sheet

TETRA TECH

Project:	Empire Offshore Wind LLC and SBMT Asset LLC	Date Started	1/23/2023
Project #:	194-1247-0003	Date Completed:	1/23/2023
Boring #:	SBMT-CS-C	Groundwater Depth (ft bgs):	6.0
Total Depth (ft):	10' bgs	Ground Elevation (ft amsl):	8.12
Geologist:	A.Valli	X Coordinate:	980064.3790
Driller:	Cascade/ADT	Y Coordinate:	179886.6300
Drilling/Sampling Method:	GeoProbe 7728	GPS Datum:	NAD83/NAVD88

Sample ID	Depth (ft)	Blow Count per/6"	Recovery (in)	USCS Soil Classification or Material	Color	Lithology	Description	Time	Date	PID (ppm)	Comments
SBMT-CS-C 0-5			NA	ASPHALT	Bl.		0-1.0' ASPHALT & SUBBASE	12:45	1/23/2023	0.0	Collected Soil Sample SBMT-SB-CS-C-04-06 @ 13:07
				FILL	Br.		1.0-5.0' f. SAND, little f. Gravel & Brick, tr. Silt.			0.0	
										0.0	
										0.0	
	5.0									0.0	
SBMT-CS-C 5-10 Run#1			34"	FILL	Br.		12" f. SAND, little f. Gravel & Brick, tr. Silt, Wet at 6'bgs.	12:54	1/23/2023	0.0	
										0.0	
				GP	Br.		4" f. GRAVEL, little f. SAND, wet.			0.0	
				SP	Br.		18" f-m SAND, some f. Gravel, tr. Silt, wet.			0.0	
	10.0									0.0	
							End of Boring at 10' bgs.				
	15.0										
	20.0										
	25.0										
	30.0										
	35.0										
	40.0										

Notes:
ft- feet
bgs- below ground surface
amsl - above mean sea level
The horizontal datum is the New York Long Island State Plane Coordinate System (NAD83)
The vertical datum is North American Vertical Datum of 1988 (NAVD88).

Field Boring Log Sheet

TETRA TECH

Project:	Empire Offshore Wind LLC and SBMT Asset LLC	Date Started	1/24/2023
Project #:	194-1247-0003	Date Completed:	1/24/2023
Boring #:	SBMT-CS-D	Groundwater Depth (ft bgs):	5.0
Total Depth (ft):	10' bgs	Ground Elevation (ft amsl):	8.13
Geologist:	A.Valli	X Coordinate:	980624.0460
Driller:	Cascade/ADT	Y Coordinate:	179597.5672
Drilling/Sampling Method:	GeoProbe 7728	GPS Datum:	NAD83/NAVD88

Sample ID	Depth (ft)	Blow Count per/6"	Recovery (in)	USCS Soil Classification or Material	Color	Lithology	Description	Time	Date	PID (ppm)	Comments
SBMT-CS-D 0-5			NA	ASPHALT	Bl.		0-1.0' ASPHALT	8:00	1/24/2023	0.0	
				SP	Br.		1.0-3.0' f. SAND, some f. Gravel, tr. Silt.			0.0	
										0.0	
				FILL	Dk. Br.		3.0-5.0' f. SAND, some Silt, little f. Gravel, Brick and Wood.			0.0	
	5.0									0.0	
SBMT-CS-D 5-10 Run#1			56"	SP-SM	Br.		18" f. SAND, little Silt & f. Gravel, Saturated, wet at 5.0'bgs.	8:19	1/24/2023	0.0	Collected Soil Sample SBMT-SB-CS-D-07-09 @ 08:34 at high PID reading.
				SM	Dk. Br.		12" f. SAND, some Silt, little F Gravel, wet, slight Petro odor			4.4	
				BRICK	Rd.		2" BRICK			5.5	
				SM	Dk. Br.		24" f. SAND, some Silt, little f. Gravel, petro odor - strong sheen.			3.1	
	10.0									0.0	
							End of Boring at 10' bgs.				
	15.0										
	20.0										
	25.0										
	30.0										
	35.0										

Notes:
ft- feet
bgs- below ground surface
amsl - above mean sea level
The horizontal datum is the New York Long Island State Plane Coordinate System (NAD83)
The vertical datum is North American Vertical Datum of 1988 (NAVD88).

Field Boring Log Sheet

TETRA TECH

Project:	Empire Offshore Wind LLC and SBMT Asset LLC	Date Started	1/24/2023
Project #:	194-1247-0003	Date Completed:	1/24/2023
Boring #:	SBMT-CS-E2	Groundwater Depth (ft bgs):	6.0
Total Depth (ft):	10' bgs	Ground Elevation (ft amsl):	8.12
Geologist:	A.Valli	X Coordinate:	980325.8525
Driller:	Cascade/ADT	Y Coordinate:	179576.0569
Drilling/Sampling Method:	GeoProbe 7728	GPS Datum:	NAD83/NAVD88

Sample ID	Depth (ft)	Blow Count per/6"	Recovery (in)	USCS Soil Classification or Material	Color	Lithology	Description	Time	Date	PID (ppm)	Comments
SBMT-CS-E2 0-5			NA	ASPHALT	Bl.		0-1.0' ASPHALT & SUBBASE	10:04	1/24/2023	0.0	
				SM	Br.		1.0-2.0' f. SAND, some Silt, little Gravel.			0.0	
										0.0	
				FILL	Dk. Br.		2.0-5.0' f. SAND, some Silt, little f. Gravel, Brick			0.0	
	5.0									0.0	
SBMT-CS-E2 5-10 Run#1			36"		Dk. Br.		36" f. SAND, some Silt, little f. Gravel, Brick, wet at 6'bgs.	10:10	1/24/2023	0.0	Collected Soil Sample SBMT-SB-CS-E2-04-06 @ 10:22
										0.0	
										0.0	
										0.0	
	10.0									0.0	
							End of Boring at 10' bgs.				
	15.0										
	20.0										
	25.0										
	30.0										
	35.0										
	40.0										

Notes:
ft- feet
bgs- below ground surface
amsl - above mean sea level
The horizontal datum is the New York Long Island State Plane Coordinate System (NAD83)
The vertical datum is North American Vertical Datum of 1988 (NAVD88).

Field Boring Log Sheet

TETRA TECH

Project:	Empire Offshore Wind LLC and SBMT Asset LLC	Date Started	1/24/2023
Project #:	194-1247-0003	Date Completed:	1/24/2023
Boring #:	SBMT-CS-E1	Groundwater Depth (ft bgs):	7.0
Total Depth (ft):	10' bgs	Ground Elevation (ft amsl):	8.64
Geologist:	A.Valli	X Coordinate:	980391.8441
Driller:	Cascade/ADT	Y Coordinate:	179613.5758
Drilling/Sampling Method:	GeoProbe 7728	GPS Datum:	NAD83/NAVD88

Sample ID	Depth (ft)	Blow Count per/6"	Recovery (in)	USCS Soil Classification or Material	Color	Lithology	Description	Time	Date	PID (ppm)	Comments
SBMT-CS-E1 0-5			NA	CONCRETE	Gr.		0-1.0' CONCRETE	11:23	1/24/2023	0.0	
				SP	Br.		1.0-2.0' f. SAND, some f. Gravel, little Silt.			0.0	
										0.0	
				ASPHALT	Bl.		2.0-3.0' ASPHALT			0.0	
	5.0			SP-SM	Br.		3.0-5.0' f. SAND, little Silt & f. Gravel			0.0	
SBMT-CS-E1 5-10 Run#1			24"		Br.		8" f. SAND, little Silt & f. Gravel, wet at 7'bgs.	11:30	1/24/2023	0.0	Collected Soil Sample SBMT-SB-CS-E1-04-06 @ 11:40
										0.0	
				SP	Br.		16" f. SAND, some f. Gravel, little Silt, wet.			0.0	
										0.0	
	10.0									0.0	
							End of Boring at 10' bgs.				
	15.0										
	20.0										
	25.0										
	30.0										
	35.0										
	40.0										

Notes:
ft- feet
bgs- below ground surface
amsl - above mean sea level
The horizontal datum is the New York Long Island State Plane Coordinate System (NAD83)
The vertical datum is North American Vertical Datum of 1988 (NAVD88).

Field Boring Log Sheet

TETRA TECH

Project:	Empire Offshore Wind LLC and SBMT Asset LLC	Date Started	1/25/2023
Project #:	194-1247-0003	Date Completed:	1/25/2023
Boring #:	SBMT-SB-41	Groundwater Depth (ft bgs):	7.0
Total Depth (ft):	15' bgs	Ground Elevation (ft amsl):	8.80
Geologist:	A.Valli	X Coordinate:	980532.8363
Driller:	Cascade/ADT	Y Coordinate:	179589.7665
Drilling/Sampling Method:	GeoProbe 7728	GPS Datum:	NAD83/NAVD88

Sample ID	Depth (ft)	Blow Count per/6"	Recovery (in)	USCS Soil Classification or Material	Color	Lithology	Description	Time	Date	PID (ppm)	Comments
SBMT-SB-41 0-5			NA	CONCRETE	Gr.		8" CONCRETE	8:15	1/25/2023	0.0	
				FILL	Dk. Br.		1.0-5.0' f. SAND, some f. Gravel, Brick & Concrete, little Silt, sl. petro odor.			10.2	
										11.4	
										10.7	
	5.0									10.5	
SBMT-SB-41 5-10 Run#1			46"	SP/SM	Dk. Br.		14" f. SAND, some f. Gravel, little Silt, sl. petro odor	8:20	1/25/2023	15.7	Collected Soil Sample SBMT-SB-41-7.5-9.5 @ 08:35
										0.0	
				CONCRETE	Gr.		10" CONCRETE			53.1	
				SP-SM	Dk. Br.		22" f. SAND, little Silt & f. Gravel, strong petro odor.			42.2	
	10.0									30.1	
SBMT-SB-41 10-15 Run#2			53"	SP-SM	Br.		20" f. SAND, little f. gravel & Silt, saturated.	8:26	1/25/2023	8.7	
										4.2	
				FILL	Bl.		25" f. SAND & f. Gravel, little Wood & Brick, tr. Silt, wet.			2.7	
										2.1	
	15.0			SM	Bl.		8" f. SAND, some Silt, little f. Gravel, wet.			2.6	
							End of Boring at 15' bgs.				
	20.0										
	25.0										
	30.0										
	35.0										
	40.0										

Notes:
ft- feet
bgs- below ground surface
amsl - above mean sea level
The horizontal datum is the New York Long Island State Plane Coordinate System (NAD83)
The vertical datum is North American Vertical Datum of 1988 (NAVD88).

Field Boring Log Sheet

TETRA TECH

Project:	Empire Offshore Wind LLC and SBMT Asset LLC	Date Started	1/25/2023
Project #:	194-1247-0003	Date Completed:	1/25/2023
Boring #:	SBMT-SB-42	Groundwater Depth (ft bgs):	7.0
Total Depth (ft):	10' bgs	Ground Elevation (ft amsl):	9.13
Geologist:	A.Valli	X Coordinate:	980519.3583
Driller:	Cascade/ADT	Y Coordinate:	179533.1509
Drilling/Sampling Method:	GeoProbe 7728	GPS Datum:	NAD83/NAVD88

Sample ID	Depth (ft)	Blow Count per/6"	Recovery (in)	USCS Soil Classification or Material	Color	Lithology	Description	Time	Date	PID (ppm)	Comments
SBMT-SB-42 0-5			NA	CONCRETE	Gr.		0-1.0' CONCRETE	10:30	1/25/2023	27.1	Collected Soil Sample SBMT-SB-42-03-05 @ 10:58 sampled at high PID reading
				FILL	Br.		1.0-3.0' f. SAND, some f. Gravel, little Brick.			32.7	
										56.2	
				SP-SM	Br.		3.0-4.0' f. SAND, little f. Gravel & Silt - petro odor			68.7	
	5.0			SP-SM	Br.		4.0-5.0' f. SAND, some f. Gravel, little Silt.			29.4	
SBMT-SB-42 5-10 Run#1			34"	SP-SM	Br.		6" f. SAND, little Silt & f. Gravel.	10:40	1/25/2023	32.6	
				CONCRETE	Gr.		4" CONCRETE			27.8	
				SM	Gr. Br.		12" f. SAND, some Silt, little f. Gravel, moist at 7'bgs.			16.4	
										6.7	
	10.0			SP/SM	Dk. Br.		12" f. SAND, some f. Gravel, little Silt. wet. Concrete in shoe			5.0	
							End of Boring at 10' bgs.				Refusal at 10'
	15.0										
	20.0										
	25.0										
	30.0										
	35.0										
	40.0										

Notes:
ft- feet
bgs- below ground surface
amsl - above mean sea level
The horizontal datum is the New York Long Island State Plane Coordinate System (NAD83)
The vertical datum is North American Vertical Datum of 1988 (NAVD88).

Field Boring Log Sheet

TETRA TECH

Project:	Empire Offshore Wind LLC and SBMT Asset LLC	Date Started	1/25/2023
Project #:	194-1247-0003	Date Completed:	1/25/2023
Boring #:	SBMT-SB-43	Groundwater Depth (ft bgs):	7.0
Total Depth (ft):	10' bgs	Ground Elevation (ft amsl):	8.84
Geologist:	A.Valli	X Coordinate:	980580.1674
Driller:	Cascade/ADT	Y Coordinate:	179551.3636
Drilling/Sampling Method:	GeoProbe 7728	GPS Datum:	NAD83/NAVD88

Sample ID	Depth (ft)	Blow Count per/6"	Recovery (in)	USCS Soil Classification or Material	Color	Lithology	Description	Time	Date	PID (ppm)	Comments
SBMT-SB-43 0-5			NA	CONCRETE	Gr.		0-1.0' CONCRETE	11:41	1/25/2023	0.0	Collected Soil Sample SBMT-SB-43-03-05 @ 12:07 sampled at high PID reading.
				SP-SM	Br.		1.0-4.0' f. SAND, little Silt & f. Gravel.			0.0	
										1.1	
										2.3	
	5.0			CONCRETE	Gr.		4.0-5.0' CONCRETE			2.5	
SBMT-SB-43 5-10 Run#1			40"	FILL	Br.		10" f. SAND, some f. Gravel, little Silt & Concrete	11:53	1/25/2023	16.9	
										38.7	
				SP-SM	Br.		20" f. SAND, little f. Gravel & Silt, moist, petro odor.			55.7	
										25.2	
	10.0			SP	Br.		10" f. SAND, some f. Gravel, little Silt.				
							End of Boring at 10' bgs.				Refusal at 10' on Concrete
	15.0										
	20.0										
	25.0										
	30.0										
	35.0										
	40.0										

Notes:
ft- feet
bgs- below ground surface
amsl - above mean sea level
The horizontal datum is the New York Long Island State Plane Coordinate System (NAD83)
The vertical datum is North American Vertical Datum of 1988 (NAVD88).

Field Boring Log Sheet

TETRA TECH

Project:	Empire Offshore Wind LLC and SBMT Asset LLC	Date Started	1/26/2023
Project #:	194-1247-0003	Date Completed:	1/26/2023
Boring #:	SBMT-SB-44	Groundwater Depth (ft bgs):	7.5'
Total Depth (ft):	10' bgs	Ground Elevation (ft amsl):	8.47
Geologist:	A.Valli	X Coordinate:	980573.3809
Driller:	Cascade/ADT	Y Coordinate:	179598.4539
Drilling/Sampling Method:	GeoProbe 7728	GPS Datum:	NAD83/NAVD88

Sample ID	Depth (ft)	Blow Count per/6"	Recovery (in)	USCS Soil Classification or Material	Color	Lithology	Description	Time	Date	PID (ppm)	Comments
SBMT-SB-44 0-5			NA	ASPHALT	Gr.		0-1.0' ASPHALT & SUBBASE	8:00	1/26/2023	0.0	
				SP	Br.		1.0-2.0' f. SAND, little Silt & f. Gravel.			0.0	
				ASPHALT	Gr.		2.0-2.5' ASPHALT			0.0	
				FILL	Dk. Br.		2.5-5.0' f. SAND, little Silt, f. Gravel & Brick. Slight Petro odor at 5.0'bgs.			0.0	
	5.0									0.0	
SBMT-SB-44 5-10 Run#1			45"	SP	Dk. Br.		10" f. SAND, some f. Gravel, little Silt.	8:15	1/26/2023	3.0	Collected Soil Sample SBMT-SB-44-6.5-8.5 @ 08:30
										27.1	
				SP-SM	Dk. Br.		35" f. SAND, little Silt & f. Gravel, moist at 7.5', slight petro odor at 8'bgs.			36.5	
										9.8	
	10.0									0.0	
							End of Boring at 10' bgs.				
	15.0										
	20.0										
	25.0										
	30.0										
	35.0										
	40.0										

Notes:
ft- feet
bgs- below ground surface
amsl - above mean sea level
The horizontal datum is the New York Long Island State Plane Coordinate System (NAD83)
The vertical datum is North American Vertical Datum of 1988 (NAVD88).

Field Boring Log Sheet

TETRA TECH

Project:	Empire Offshore Wind LLC and SBMT Asset LLC	Date Started	1/26/2023
Project #:	194-1247-0003	Date Completed:	1/26/2023
Boring #:	SBMT-SB-45	Groundwater Depth (ft bgs):	8.0
Total Depth (ft):	10' bgs	Ground Elevation (ft amsl):	8.78
Geologist:	A.Valli	X Coordinate:	980489.3055
Driller:	Cascade/ADT	Y Coordinate:	179623.7702
Drilling/Sampling Method:	GeoProbe 7728	GPS Datum:	NAD83/NAVD88

Sample ID	Depth (ft)	Blow Count per/6"	Recovery (in)	USCS Soil Classification or Material	Color	Lithology	Description	Time	Date	PID (ppm)	Comments
SBMT-SB-45 0-5			NA	CONCRETE	Gr.		0-1.0' CONCRETE	9:00	1/26/2023	0.0	
				FILL	Br.		1.0-5.0' f. SAND, some f. Gravel, little Silt, Brick & Concrete.			1.2	
										19.2	
										18.8	
	5.0									15.7	
SBMT-SB-45 5-10 Run#1			43"	SP-SM	Bl.		9" f. SAND, little f. Gravel & Silt.	9:10	1/26/2023	1.6	Collected Soil Sample SBMT-SB-45-7.5-9.5 @ 09:27
				CONCRETE	Gr.		4" CONCRETE			18.7	
				SP	Dk. Br.		5" f. SAND, some f. Gravel, little Silt, slight petro odor.			108.0	
				CONCRETE	Gr.		4" CONCRETE			52.7	
				SP/SM	Blk.		20" f. SAND, some Silt, little f. Gravel, moist at 8'bgs, tr. Product			31.8	
	10.0			CONCRETE	Gr.		1" CONCRETE				
							End of Boring at 10' bgs.				Refusal at 10'
	15.0										
	20.0										
	25.0										
	30.0										
	35.0										

Notes:
ft- feet
bgs- below ground surface
amsl - above mean sea level
The horizontal datum is the New York Long Island State Plane Coordinate System (NAD83)
The vertical datum is North American Vertical Datum of 1988 (NAVD88).

Field Boring Log Sheet

TETRA TECH

Project:	Empire Offshore Wind LLC and SBMT Asset LLC	Date Started	1/26/2023
Project #:	194-1247-0003	Date Completed:	1/26/2023
Boring #:	SBMT-SB-46	Groundwater Depth (ft bgs):	8.4
Total Depth (ft):	10' bgs	Ground Elevation (ft amsl):	NA
Geologist:	A.Valli	X Coordinate:	980453.0312
Driller:	Cascade/ADT	Y Coordinate:	179666.837
Drilling/Sampling Method:	GeoProbe 7728	GPS Datum:	NAD83/NAVD88

Sample ID	Depth (ft)	Blow Count per/6"	Recovery (in)	USCS Soil Classification or Material	Color	Lithology	Description	Time	Date	PID (ppm)	Comments
SBMT-SB-46 0-5			NA	CONCRETE	Gr.		0-1.0' CONCRETE	10:00	1/26/2023	0.0	
				FILL	Br.		1.0-5.0' f. SAND, some f. Gravel, little Silt, Brick, Concrete & Wood			0.0	
										0.0	
										4.7	
	5.0									11.8	
SBMT-SB-46 5-10 Run#1			41"		Br.		10" f. SAND, some f. Gravel, little Silt, Brick, Concrete & Wood	10:20	1/26/2023	11.7	Collected Soil Sample SBMT-SB-46-7.5-9.5 @ 10:24
				CONCRETE	Gr.		2" CONCRETE				
				SP-SM	Br.		2" f. SAND, little Silt & f. Gravel, moist at 7.0'bgs.			12.9	
				CONCRETE	Gr.		4" CONCRETE			32.1	
				FILL	Dk. Br.		18" f. SAND, some Silt, little f. Gravel, Brick			23.2	
	10.0			CONCRETE	Gr.		1" CONCRETE			0.0	
							End of Boring at 10' bgs.				Refusal at 10'
	15.0										
	20.0										
	25.0										
	30.0										
	35.0										

Notes:
ft- feet
bgs- below ground surface
amsl - above mean sea level
The horizontal datum is the New York Long Island State Plane Coordinate System (NAD83)
The vertical datum is North American Vertical Datum of 1988 (NAVD88).

Field Boring Log Sheet

TETRA TECH

Project:	Empire Offshore Wind LLC and SBMT Asset LLC	Date Started	1/26/2023
Project #:	194-1247-0003	Date Completed:	1/26/2023
Boring #:	SBMT-SB-47	Groundwater Depth (ft bgs):	8.0
Total Depth (ft):	15' bgs	Ground Elevation (ft amsl):	9.11
Geologist:	A.Valli	X Coordinate:	980514.0607
Driller:	Cascade/ADT	Y Coordinate:	179518.4003
Drilling/Sampling Method:	GeoProbe 7728	GPS Datum:	NAD83/NAVD88

Sample ID	Depth (ft)	Blow Count per/6"	Recovery (in)	USCS Soil Classification or Material	Color	Lithology	Description	Time	Date	PID (ppm)	Comments
SBMT-SB-47 0-5			NA	CONCRETE	Gr.		0-1.0' CONCRETE	12:11	1/26/2023	0.0	Refusal at 4' had to offset 3x
				FILL	Bl.		1.0-4.0' f. SAND, some f. Gravel, little Silt & Brick.			0.0	
										0.0	
										0.0	
	5.0			CONCRETE	Gr.		4.0-5.0' CONCRETE			0.0	
SBMT-SB-47 5-10 Run#1			38"	SP-SM	Bl.		4" f. SAND, little Silt & f. Gravel.	12:25	1/26/2023	73.6	Collected Soil Sample SBMT-SB-47-08-10 @ 12:41
				CONCRETE	Gr.		6" CONCRETE			76.1	
				SM	Br.		12" f. SAND, some Silt, little f. Gravel.			99.8	
				FILL	Bl.		6" f. SAND, some Ash, little f. Gravel, tr. Silt.			109.9	
	10.0			SP-SM	Br./Bl.		10" f. SAND, some f. Gravel, little Silt, moist at 8.0'bgs.			136.0	
SBMT-SB-47 5-10 Run#2			30"	SP-GP	Br.		18" f. SAND and f. Gravel, some shells, tr. Silt, saturated.	12:26	1/26/2023	2.2	
										8.7	
										12.7	
					Br.		13" f. SAND, little Silt & f. Gravel, saturated			6.0	
	15.0									4.2	
							End of Boring at 15' bgs.				
	20.0										
	25.0										
	30.0										
	35.0										
	40.0										

Notes:
ft- feet
bgs- below ground surface
amsl - above mean sea level
The horizontal datum is the New York Long Island State Plane Coordinate System (NAD83)
The vertical datum is North American Vertical Datum of 1988 (NAVD88).

Field Boring Log Sheet

TETRA TECH

Project:	Empire Offshore Wind LLC and SBMT Asset LLC	Date Started	1/27/2023
Project #:	194-1247-0003	Date Completed:	1/27/2023
Boring #:	SBMT-SB-48	Groundwater Depth (ft bgs):	8.0
Total Depth (ft):	10' bgs	Ground Elevation (ft amsl):	8.83
Geologist:	A.Valli	X Coordinate:	980601.2914
Driller:	Cascade/ADT	Y Coordinate:	179534.194
Drilling/Sampling Method:	GeoProbe 7728	GPS Datum:	NAD83/NAVD88

Sample ID	Depth (ft)	Blow Count per/6"	Recovery (in)	USCS Soil Classification or Material	Color	Lithology	Description	Time	Date	PID (ppm)	Comments
SBMT-SB-48 0-5			NA	ASPHALT	Bl.		0-1.0' ASPHALT	8:00	1/27/2023	0.9	
				SM	Dk. Gr/Br.		1.0-5.0' f. SAND, some Silt, little f. Gravel, slight petro odor at 4-5'bgs.			1.1	
										1.9	
										3.7	
	5.0									11.5	
SBMT-SB-48 5-10 Run#1			54"	SP-SM	Dk. Br.		9" f. SAND, little Silt & F Gravel	8:05	1/27/2023	2.2	Collected Soil Sample SBMT-SB-48-8-10 @ 08:22 High PID
				CONCRETE	Gr.		10" CONCRETE			0.0	
				SP/SM	Bl.		24" f. SAND, some Silt, little f. Gravel, petro odor, moist at 8'bgs.			64.8	
										32.1	
	10.0			SP/SM	Br.		11" f. SAND, little Silt & f. Gravel, slight petro odor.			8.7	
							End of Boring at 10' bgs.				
	15.0										
	20.0										
	25.0										
	30.0										
	35.0										
	40.0										

Notes:
ft- feet
bgs- below ground surface
amsl - above mean sea level
The horizontal datum is the New York Long Island State Plane Coordinate System (NAD83)
The vertical datum is North American Vertical Datum of 1988 (NAVD88).

Field Boring Log Sheet

TETRA TECH

Project:	Empire Offshore Wind LLC and SBMT Asset LLC	Date Started	1/27/2023
Project #:	194-1247-0003	Date Completed:	1/27/2023
Boring #:	SBMT-SB-49	Groundwater Depth (ft bgs):	4.0
Total Depth (ft):	15' bgs	Ground Elevation (ft amsl):	7.48
Geologist:	A.Valli	X Coordinate:	981950.2306
Driller:	Cascade/ADT	Y Coordinate:	179409.7573
Drilling/Sampling Method:	GeoProbe 7728	GPS Datum:	NAD83/NAVD88

Sample ID	Depth (ft)	Blow Count per/6"	Recovery (in)	USCS Soil Classification or Material	Color	Lithology	Description	Time	Date	PID (ppm)	Comments
SBMT-SB-49 0-5			NA	ASPHALT	Bl.		0-1.0' ASPHALT & SUBBASE	9:30	1/27/2023	0.9	Collected Soil Sample SBMT-SB-49-03-05 @ 09:52
				SP-SM	Gr/Br.		1.0-2.0' f. SAND,, little Silt and f. Gravel.			1.1	
				FILL	Br.		2.0-5.0' f. SAND, little Silt, Brick & f. Gravel, wet at 4.0'bgs.			1.9	
										3.7	
	5.0									11.5	
SBMT-SB-49 5-10 Run#1			32"	SM	Br.		10" f. SAND, some Silt, little f. Gravel, tr. Clay, saturated.	9:35	1/27/2023	2.2	
										0.0	
				FILL	Bl.		8" f. GRAVEL, little f. Sand & Bricks, tr. Silt, wet			64.8	
				SM	Br.		14" f. SAND, some Silt, tr. fine Gravel & Clay			32.1	
	10.0									8.7	
SBMT-SB-49 5-10 Run#2			48"	SP-SM	Br.		24" f. SAND, little Silt. tr. fine Gravel, saturated.	9:40	1/27/2023	0.0	Collected Soil Sample SBMT-SB-49-13-15 @ 10:01
										0.0	
				SP	Br.		10" f-m SAND, little f. Gravel, wet.			0.0	
				SM	Br.		14" f. SAND, some Silt, tr. fine Gravel & Clay			0.0	
	15.0									0.0	
							End of Boring at 15' bgs.				
	20.0										
	25.0										
	30.0										
	35.0										
	40.0										

Notes:
ft- feet
bgs- below ground surface
amsl - above mean sea level
The horizontal datum is the New York Long Island State Plane Coordinate System (NAD83)
The vertical datum is North American Vertical Datum of 1988 (NAVD88).

Field Boring Log Sheet

TETRA TECH

Project:	Empire Offshore Wind LLC and SBMT Asset LLC	Date Started	1/27/2023
Project #:	194-1247-0003	Date Completed:	1/27/2023
Boring #:	SBMT-SB-50	Groundwater Depth (ft bgs):	4.0
Total Depth (ft):	15' bgs	Ground Elevation (ft amsl):	7.51
Geologist:	A.Valli	X Coordinate:	981918.6426
Driller:	Cascade/ADT	Y Coordinate:	179413.4319
Drilling/Sampling Method:	GeoProbe 7728	GPS Datum:	NAD83/NAVD88

Sample ID	Depth (ft)	Blow Count per/6"	Recovery (in)	USCS Soil Classification or Material	Color	Lithology	Description	Time	Date	PID (ppm)	Comments
SBMT-SB-50 0-5			NA	ASPHALT	Bl.		0-1.0' ASPHALT	10:45	1/27/2023	0.0	Collected Soil Sample SBMT-SB-50-03-05 @ 11:07
				CONCRETE	Gr.		1.0-2.0' CONCRETE			0.0	
				FILL	Br.		2.0-5.0' f. SAND, some f. Gravel, Brick, tr. Silt & Wood, wet at 4'			0.0	
										0.0	
	5.0									0.0	
SBMT-SB-50 5-10 Run#1			40"	SM	Dk. Br.		14" f. SAND, some Silt, little f. Gravel, wet.	10:50	1/27/2023	0.0	
				SM-ML	Br.		8" Silty SAND, little Clay, tr. F Gravel.			0.0	
				SP-SM	Br.		5" f. SAND, little Silt & F Gravel			0.0	
				OL	Br.		4" Organic material roots			0.0	
	10.0			SM	Br.		9" f. SAND, some Silt, tr. Clay, wet.			0.0	
SBMT-SB-50 5-10 Run#2			31"	SP-SM	Br.		10" f. SAND, some f. Gravel, little Silt, saturated.	10:55	1/27/2023	0.0	Collected Soil Sample SBMT-SB-50-13-15 @ 11:25
										0.0	
				SP	Br.		10" f-m SAND, some f. Gravel, little Silt.			0.0	
				SM	Br.		11" f. SAND, some Silt, little f. Gravel, wet.			0.0	
	15.0									0.0	
							End of Boring at 15' bgs.				
	20.0										
	25.0										
	30.0										
	35.0										

Notes:
ft- feet
bgs- below ground surface
amsl - above mean sea level
The horizontal datum is the New York Long Island State Plane Coordinate System (NAD83)
The vertical datum is North American Vertical Datum of 1988 (NAVD88).

APPENDIX C – Monitoring Well Construction Diagrams

Monitoring Well Construction Log

TETRA TECH

Project:	Empire Offshore Wind LLC and SBMT Asset LLC	Date Started	1/6/2023
Project #:	194-1247-0003	Date Completed:	1/16/2023
Boring #:	SBMT-MW-1	Groundwater Depth (ft bgs):	7.53
Total Depth (ft):	15' bgs	Ground Elevation (ft amsl):	9.83
Geologist:	A.Valli	X Coordinate:	981158.115
Driller:	Cascade	Y Coordinate:	178623.784
Drilling/Sampling Method:	GeoProbe 7728	GPS Datum:	NAD83/NAVD88

Depth (ft)	USCS Soil Classification or Material	Color	Lithology	Description	Moisture	Well Diagram	Elevation (amsl)	Notes
0.0	**Grade**					Flush Mount	9.83	
	ASPHALT	Bl.		0.0-1.0' Asphalt and Subbase	D			
	FILL	Bl.		1.0-3.0' f. SAND, some f. Gravel, little Silt, Brick and Concrete.	D	Cement Grout		
						Bentonite		
	CONCRETE	Gr.		3.0-4.0' CONCRETE	D	2" SCH 40 PVC Riser		
-5.0	FILL	Br.		4.0-5.5' f. SAND, some Silt, little f.	M		4.80	
	CONCRETE	Gr.		5.5-6.0' CONCRETE	D			
	SP	Br.		6.0-8.5' F. SAND, some Silt, little f. Gravel	M		2.30	
					W			
	SP	Gr.		8.5-11.0' f. SAND, some f. Gravel, little Silt	W	2" SCH 40 PVC Screen 0.020 Slot		
-10.0							-0.17	
	SP	Br/Bl		11.0-15.0' f. SAND, some Silt, silt, f. Gravel, wet	W	#2 Moire Sand		
							-5.17	
-15.0								
				End of Boring at 15' bgs				
-20.0								
-25.0								
-30.0								

Well Construction Notes:

0.25 - 4.0' (3.75ft) 2" sch 40 PVC Riser
4.0 - 14.0' (10ft) 2" sch 40 PVC screen 0.020 slot

0.0 - 2.0' (2ft) Neat Cement
2.0 - 3.0' (1ft) Bentonite
3.0 - 14.0' (11ft) #2 Moire SAND

Notes:
*WL was collected during 02/08/2023 synoptic - GW sampling event.
ft- feet
bgs- below ground surface
amsl - above mean sea level
The horizontal datum is the New York Long Island State Plane Coordinate System (NAD83)
The vertical datum is North American Vertical Datum of 1988 (NAVD88).

Monitoring Well Construction Log

TETRA TECH

Project:	Empire Offshore Wind LLC and SBMT Asset LLC	Date Started	1/9/2023
Project #:	194-1247-0003	Date Completed:	1/16/2023
Boring #:	SBMT-MW-2	Groundwater Depth (ft bgs):	5.61
Total Depth (ft):	15' bgs	Ground Elevation (ft amsl):	8.5
Geologist:	A.Valli	X Coordinate:	982056.474
Driller:	Cascade	Y Coordinate:	179100.025
Drilling/Sampling Method:	GeoProbe 7728	GPS Datum:	NAD83/NAVD88

Depth (ft)	USCS Soil Classicfication or Material	Color	Lithology	Description	Moisture	Well Diagram	Elevaton (amsl)	Notes
0.0	Grade					Flush Mount	8.5	
	ASPHALT	Bl.		0.0-1.0' Asphalt and Subbase	D	Cement Grout		
	FILL	Bl.		1.0-3.0' f. SAND, some f. Gravel, Brick and Concrete, tr. Silt	D	Bentonite		
	CONCRETE	Gr.		3.0-3.5' CONCRETE	D	2" SCH 40 PVC Riser		
	FILL	Gr.		3.5-4.5' f. SAND, some f. Gravel, tr. Silt and Concrete	D			
-5.0		Br.		4.5-5.0' f. SAND, little f. Gravel and Silt	D		3.5	
	CONCRETE	Gr.		5.0-6.0' CONCRETE	D			
	SP	Rd. Br.		6.0-7.0' f. SAND, some f. Gravel, little Silt	M			
	SP-SM	Rd. Br.		7.0-8.5' f. SAND and SILT, tr. Clay and f. Gravel	W			
	SW	Br.		8.5-10.0' f. SAND, little Silt and f. Gravel	W	2" SCH 40 PVC Screen 0.020 Slot		
-10.0	SP	Br.		10.0-13.0' f-m. SAND, little f, Gravel, tr. Silt, saturated			-1.5	
						#2 Moire Sand		
	ML	Br.		13.0-14.0' Sandy SILT, tr. Clay	W			
	SP	Br.		14.0-14.5' f-m SAND, little Silt and f. Gravel				
-15.0	SW	Gr./Br.		14.5-15.0' f. SAND, little Silt.			-6.5	
				End of Boring at 15' bgs				
-20.0								
-25.0								
-30.0								

Well Construction Notes:

0.25 - 4.0' (3.75ft) 2" sch 40 PVC Riser
4.0 - 14.0' (10ft) 2" sch 40 PVC screen 0.020 slot

0.0 - 1.0' (1ft) Neat Cement
1.0 - 2.0' (1ft) Bentonite
2.0 - 14.0' (12ft) #2 Moire SAND

Notes:
*WL was collected during 02/08/2023 synoptic - GW sampling event.
ft- feet
bgs- below ground surface
amsl - above mean sea level
The horizontal datum is the New York Long Island State Plane Coordinate System (NAD83)
The vertical datum is North American Vertical Datum of 1988 (NAVD88).

DEC Site No. C224360

Monitoring Well Construction Log

TETRA TECH

Project:	Empire Offshore Wind LLC and SBMT Asset LLC	Date Started	1/10/2023
Project #:	194-1247-0003	Date Completed:	1/16/2023
Boring #:	SBMT-MW-3	Groundwater Depth (ft bgs):	7.90
Total Depth (ft):	15' bgs	Ground Elevation (ft amsl):	10
Geologist:	A.Valli	X Coordinate:	982475.4775
Driller:	Cascade	Y Coordinate:	179653.8984
Drilling/Sampling Method:	GeoProbe 7728	GPS Datum:	NAD83/NAVD88

Depth (ft)	USCS Soil Classicfication or Material	Color	Lithology	Description	Moisture	Well Diagram	Elevaton (amsl)	Notes
0.0	Grade					Flush Mount	10.0	
	ASPHALT	Bl.		0.0-0.5' Asphalt and Subbase	D	Cement Grout		
	CONCRETE	Gr.		0.5-1.0' CONCRETE	D	Bentonite		
	FILL	Bl.		1.0-3.0' ASH, f. Sand and f. Gravel	D	2" SCH 40 PVC Riser		
		Br.		3.0-5.0' f. SAND, some f. Gravel, Brick and Concrete	D			
-5.0					M		5.0	
		Dk.Gr. / Br.		5.0-6.5' f. SAND, some f. Gravel and Brick, little Silt, Metal and Wood	M			
	CONCRETE	Gr.		6.5-7.0' CONCRETE	W			
	SP	Bl.		7.0-12.0' f. SAND, some Silt, little f. Gravel		2" SCH 40 PVC Screen 0.020 Slot		
-10.0					W		0.0	
					W	#2 Moire Sand		
	GP	Br.		12.0-13.0' f. GRAVEL, little f. Sand, tr. Silt and Wood	W			
	SP	Br.		13.0-14.0' f. SAND, little Silt and f. Gravel	W		-4.0	
-15.0	SP	Bl.		14.0-15.0' f. SAND, some f. Gravel, little Silt, Brick				
				End of Boring at 15' bgs				
-20.0								
-25.0								
-30.0								

Well Construction Notes:

0.25 - 4.0' (3.75ft) 2" sch 40 PVC Riser
4.0 - 14.0' (10ft) 2" sch 40 PVC screen 0.020 slot

0.0 - 1.0' (1ft) Neat Cement
1.0 - 2.0' (1ft) Bentonite
2.0 - 14.0' (12ft) #2 Moire SAND

Notes:
*WL was collected during 02/08/2023 synoptic - GW sampling event.
ft- feet
bgs- below ground surface
amsl - above mean sea level
The horizontal datum is the New York Long Island State Plane Coordinate System (NAD83)
The vertical datum is North American Vertical Datum of 1988 (NAVD88).

Monitoring Well Construction Log

TETRA TECH

Project:	Empire Offshore Wind LLC and SBMT Asset LLC	Date Started	1/9/2023
Project #:	194-1247-0003	Date Completed:	1/16/2023
Boring #:	SBMT-MW-4	Groundwater Depth (ft bgs):	5.40
Total Depth (ft):	15' bgs	Ground Elevation (ft amsl):	8.2
Geologist:	A.Valli	X Coordinate:	981530.763
Driller:	Cascade	Y Coordinate:	178451.713
Drilling/Sampling Method:	GeoProbe 7728	GPS Datum:	NAD83/NAVD88

Depth (ft)	USCS Soil Classicfication or Material	Color	Lithology	Description	Moisture	Well Diagram	Elevaton (amsl)	Notes
0.0	Grade					Flush Mount	8.2	
	ASPHALT	Bl.		0.0-1.0' ASPHALT	D	Cement Grout		
	CONCRETE	Bl.		1.0-2.0' CONCRETE and f. GRAVEL	D	Bentonite		
	FILL	Rd. Br.		2.0-4.0' f. SAND, some f. Gravel, little Silt and Brick	D	2" SCH 40 PVC Riser		
-5.0	SP	Br.		4.0-5.0' f. SAND, little Silt and f. Gravel	D		3.2	
	SP	Rd. Br.		5.0-10.0' f. SAND, some Silt, little f. Gravel	M, M, W, W	2" SCH 40 PVC Screen 0.020 Slot		
-10.0							-1.8	
	SP	Rd. Br.		10.0-13.0' f. SAND, little Silt and f. Gravel, saturated	W	#2 Moire Sand		
							-4.8	
	SP-SM	Dk. Br.		13.0-14.0' f. SAND and SILT, little Clay	W			
-15.0	SW	Gr.		14.0-15.0' f. SAND, little Silt and Shells				
				End of Boring at 15' bgs				
-20.0								
-25.0								
-30.0								

Well Construction Notes:

0.25 - 3.0' (2.75ft) 2" sch 40 PVC Riser
3.0 - 13.0' (10ft) 2" sch 40 PVC screen 0.020 slot

0.0 - 1.0' (1ft) Neat Cement
1.0 - 2.0' (1ft) Bentonite
2.0 - 13.0' (11ft) #2 Moire SAND

Notes:
*WL was collected during 02/08/2023 synoptic - GW sampling event.
ft- feet
bgs- below ground surface
amsl - above mean sea level
The horizontal datum is the New York Long Island State Plane Coordinate System (NAD83)
The vertical datum is North American Vertical Datum of 1988 (NAVD88).

Monitoring Well Construction Log

TETRA TECH

Project:	Empire Offshore Wind LLC and SBMT Asset LLC	Date Started	1/9/2023
Project #:	194-1247-0003	Date Completed:	1/16/2023
Boring #:	SBMT-MW-5	Groundwater Depth (ft bgs):	4.93
Total Depth (ft):	15' bgs	Ground Elevation (ft amsl):	7.2
Geologist:	A.Valli	X Coordinate:	981913.437
Driller:	Cascade	Y Coordinate:	179444.798
Drilling/Sampling Method:	GeoProbe 7728	GPS Datum:	NAD83/NAVD88

Depth (ft)	USCS Soil Classicfication or Material	Color	Lithology	Description	Moisture	Well Diagram	Elevaton (amsl)	Notes
0.0	Grade					Flush Mount	7.2	
	ASPHALT	Bl.		0.0-1.0' ASPHALT	D	Cement Grout		
	CONCRETE	Bl.		1.0-2.0' CONCRETE and GRAVEL	D	Bentonite		
	FILL	Br.		2.0-5.0' f. SAND, some f. Gravel, Brick and Concrete		2" SCH 40 PVC Riser		
					D			
-5.0					D		2.2	
	NA	NA		5.0-10.0' No Recovery - Sleeve wet, sheen on water	W			
-10.0						2" SCH 40 PVC Screen 0.020 Slot	-2.8	
	FILL	Br.		10.0-12.0' f. SAND, some f. Gravel, Brick, Concrete, tr. Silt	W	#2 Moire Sand		
	SP-SM	Dk. Br.		12.0-14.0' f. SAND, some Silt, little f. Gravel			-5.8	
-15.0	SP	Gr.		14.0-15.0' f. SAND, little Silt and f. Gravel				
				End of Boring at 15' bgs				
-20.0								
-25.0								
-30.0								

Well Construction Notes:

0.25 - 3.0' (2.75ft) 2" sch 40 PVC Riser
3.0 - 13.0' (10ft) 2" sch 40 PVC screen 0.020 slot

0.0 - 1.0' (1ft) Neat Cement
1.0 - 2.0' (1ft) Bentonite
2.0 - 13.0' (11ft) #2 Moire SAND

Notes:
*WL was collected during 02/08/2023 synoptic - GW sampling event.
ft- feet
bgs- below ground surface
amsl - above mean sea level
The horizontal datum is the New York Long Island State Plane Coordinate System (NAD83)
The vertical datum is North American Vertical Datum of 1988 (NAVD88).

Monitoring Well Construction Log

TETRA TECH

Project:	Empire Offshore Wind LLC and SBMT Asset LLC	Date Started	1/10/2023
Project #:	194-1247-0003	Date Completed:	1/16/2023
Boring #:	SBMT-MW-6	Groundwater Depth (ft bgs):	8.75
Total Depth (ft):	15' bgs	Ground Elevation (ft amsl):	6.8
Geologist:	A.Valli	X Coordinate:	982197.865
Driller:	Cascade	Y Coordinate:	179935.593
Drilling/Sampling Method:	GeoProbe 7728	GPS Datum:	NAD83/NAVD88

Depth (ft)	USCS Soil Classicfication or Material	Color	Lithology	Description	Moisture	Well Diagram	Elevaton (amsl)	Notes
0.0	**Grade**					Flush Mount	6.8	
	ASPHALT	Bl.		0.0-1.0' ASPHALT	D	Cement Grout		
	CONCRETE	Bl.		1.0-2.0' CONCRETE		Bentonite		
	FILL	Br.		2.0-3.0' f. SAND, some f. Gravel, Brick and Asphalt	D	2" SCH 40 PVC Riser		
		Rd. Br.		3.0-5.0' f. SAND, some f. Gravel, little Silt and Brick	D			
-5.0					M		1.8	
	SP	Br.		5.0-7.0' f. SAND, little f. Gravel and Silt.	W			
	SM-ML	Br.		7.0-11.0' Silty SAND, tr. Clay	W	2" SCH 40 PVC Screen 0.020 Slot		
-10.0							-3.2	
	SP	Br.		11.0-13.5' f. SAND, some f. Gravel, little Silt	W	#2 Moire Sand		
							-6.2	
	SM-ML	Br.		13.5-14.0' Silty SAND, little Clay	W			
-15.0	SP	Gr.		14.0-15.0' f. SAND, some f. Gravel, little Silt	W			
				End of Boring at 15' bgs				
-20.0								
-25.0								
-30.0								

Well Construction Notes:

0.25 - 3.0' (2.75ft) 2" sch 40 PVC Riser
3.0 - 13.0' (10ft) 2" sch 40 PVC screen 0.020 slot

0.0 - 1.0' (1ft) Neat Cement
1.0 - 2.0' (1ft) Bentonite
2.0 - 13.0' (11ft) #2 Moire SAND

Notes:
*WL was collected during 02/08/2023 synoptic - GW sampling event.
ft- feet
bgs- below ground surface
amsl - above mean sea level
The horizontal datum is the New York Long Island State Plane Coordinate System (NAD83)
The vertical datum is North American Vertical Datum of 1988 (NAVD88).

Monitoring Well Construction Log

TETRA TECH

Project:	Empire Offshore Wind LLC and SBMT Asset LLC	Date Started	1/6/2023
Project #:	194-1247-0003	Date Completed:	1/16/2023
Boring #:	SBMT-MW-7	Groundwater Depth (ft bgs):	8.16
Total Depth (ft):	15' bgs	Ground Elevation (ft amsl):	9.1
Geologist:	A.Valli	X Coordinate:	980632.918
Driller:	Cascade	Y Coordinate:	178736.76
Drilling/Sampling Method:	GeoProbe 7728	GPS Datum:	NAD83/NAVD88

Depth (ft)	USCS Soil Classicfication or Material	Color	Lithology	Description	Moisture	Well Diagram	Elevaton (amsl)	Notes
0.0	**Grade**					Flush Mount	9.1	
	ASPHALT	Bl.		0.0-1.0' Asphalt and Subbase	D			
	FILL	Bl.		1.0-2.0' f. SAND, some f. Gravel, little Silt	M	Cement Grout		
		Br.		2.0-7.0' f. SAND, some Silt and f. Gravel		Bentonite		
						2" SCH 40 PVC Riser		
-5.0							4.1	
					D			
		Bl.		7.0-10.0' ASH, f. Gravel, little Sand, wet at 8.0' bgs.	M			
-10.0					W	2" SCH 40 PVC Screen 0.020 Slot	-0.9	
		Gr.		10.0-15.0' f. SAND, f. Gravel, Ash, little Shells, saturated.	W	#2 Moire Sand		
							-4.9	
-15.0								
				End of Boring at 15' bgs				
-20.0								
-25.0								
-30.0								

Well Construction Notes:

0.25 - 4.0' (3.75ft) 2" sch 40 PVC Riser
4.0 - 14.0' (10ft) 2" sch 40 PVC screen 0.020 slot

0.0 - 2.0' (2ft) Neat Cement
2.0 - 3.0' (1ft) Bentonite
3.0 - 14.0' (11ft) #2 Moire SAND

Notes:
*WL was collected during 02/08/2023 synoptic - GW sampling event.
ft- feet
bgs- below ground surface
amsl - above mean sea level
The horizontal datum is the New York Long Island State Plane Coordinate System (NAD83)
The vertical datum is North American Vertical Datum of 1988 (NAVD88).

Monitoring Well Construction Log

TETRA TECH

Project:	Empire Offshore Wind LLC and SBMT Asset LLC	Date Started	1/10/2023
Project #:	194-1247-0003	Date Completed:	1/16/2023
Boring #:	SBMT-MW-8	Groundwater Depth (ft bgs):	5.33
Total Depth (ft):	15' bgs	Ground Elevation (ft amsl):	6.2
Geologist:	A.Valli	X Coordinate:	981298.3757
Driller:	Cascade	Y Coordinate:	179614.5149
Drilling/Sampling Method:	GeoProbe 7728	GPS Datum:	NAD83/NAVD88

Depth (ft)	USCS Soil Classicfication or Material	Color	Lithology	Description	Moisture	Well Diagram	Elevaton (amsl)	Notes
0.0	**Grade**					Flush Mount	6.2	
	ASPHALT	Bl.		0.0-1.0' Asphalt and Subbase	D	Cement Grout		
	CONCRETE	Gr.		1.0-2.0' CONCRETE	D	Bentonite		
	FILL	Br.		2.0-3.5' f. SAND, some f. Gravels, Brick and Concrete	D	2" SCH 40 PVC Riser		
	CONCRETE	Gr.		3.5-4.5' CONCRETE	D			
-5.0	SP	Br.		4.5-6.0' f. SAND, some f. Gravel little Silt	M		1.2	
	FILL	Gr.		6.0-9.0' f. SAND, some f. Gravel, little Silt, Brick and Concrete	M			
					W			
-10.0	GP	Bl.		9.0-10.0' f-m GRAVEL, little f. Sand, saturated	W	2" SCH 40 PVC Screen 0.020 Slot	-3.8	
	SP	Br.		10.0-12.0' f-m SAND, some f. Gravel, little Silt	W	#2 Moire Sand		
	SW	Bl.		12.0-13.0' f. SAND, little Silt and f. Gravel	W			
-15.0	GP	Br.		13.0-15.0' f-m Gravel, little Sand and Silt	W		-7.8	
-20.0				End of Boring at 15' bgs				
-25.0								
-30.0								

Well Construction Notes:

0.25 - 4.0' (3.75ft) 2" sch 40 PVC Riser
4.0 - 14.0' (10ft) 2" sch 40 PVC screen 0.020 slot

0.0 - 1.0' (1ft) Neat Cement
1.0 - 2.0' (1ft) Bentonite
2.0 - 14.0' (12ft) #2 Moire SAND

Notes:
*WL was collected during 02/08/2023 synoptic - GW sampling event.
ft- feet
bgs- below ground surface
amsl - above mean sea level
The horizontal datum is the New York Long Island State Plane Coordinate System (NAD83)
The vertical datum is North American Vertical Datum of 1988 (NAVD88).

Monitoring Well Construction Log

TETRA TECH

Project:	Empire Offshore Wind LLC and SBMT Asset LLC	Date Started	1/11/2023
Project #:	194-1247-0003	Date Completed:	1/16/2023
Boring #:	SBMT-MW-9	Groundwater Depth (ft bgs):	6.48
Total Depth (ft):	15' bgs	Ground Elevation (ft amsl):	8.5
Geologist:	A.Valli	X Coordinate:	982594.94
Driller:	Cascade	Y Coordinate:	180211.123
Drilling/Sampling Method:	GeoProbe 7728	GPS Datum:	NAD83/NAVD88

Depth (ft)	USCS Soil Classicfication or Material	Color	Lithology	Description	Moisture	Well Diagram	Elevaton (amsl)	Notes
0.0	**Grade**					Flush Mount	8.5	
	ASPHALT	Bl.		0.0-1.0' Asphalt and Subbase	D	Cement Grout		
	CONCRETE	Bl.		1.0-2.0' CONCRETE	D	Bentonite		
	FILL	Br.		2.0-4.0' f. SAND, little Silt and f. Gravel	M	2" SCH 40 PVC Riser		
-5.0		Rd. Br.		4.0-6.0' f. SAND, some f. Gravel, brick, little Silt	M		3.5	
					W			
	SP	Br.		6.0-8.0' f. SAND, some f. Gravel, little Silt	W			
-10.0	SP-SM	Rd. Br.		8.0-11.0' f. SAND, some Silt, little f. Gravel	W	2" SCH 40 PVC Screen 0.020 Slot	-1.5	
	SP	Rd. Br.		11.0-15.0' f. SAND, some f. gravel, little Silt	W	#2 Moire Sand	-4.5	
-15.0								
				End of Boring at 15' bgs				
-20.0								
-25.0								
-30.0								

Well Construction Notes:

0.25 - 3.0' (2.75ft) 2" sch 40 PVC Riser
3.0 - 13.0' (10ft) 2" sch 40 PVC screen 0.020 slot

0.0 - 1.0' (1ft) Neat Cement
1.0 - 2.0' (1ft) Bentonite
2.0 - 13.0' (11ft) #2 Moire SAND

Notes:
*WL was collected during 02/08/2023 synoptic - GW sampling event.
ft- feet
bgs- below ground surface
amsl - above mean sea level
The horizontal datum is the New York Long Island State Plane Coordinate System (NAD83)
The vertical datum is North American Vertical Datum of 1988 (NAVD88).

Monitoring Well Construction Log

TETRA TECH

Project:	Empire Offshore Wind LLC and SBMT Asset LLC	Date Started	1/11/2023
Project #:	194-1247-0003	Date Completed:	1/16/2023
Boring #:	SBMT-MW-10	Groundwater Depth (ft bgs):	5.7
Total Depth (ft):	15' bgs	Ground Elevation (ft amsl):	9.2
Geologist:	A.Valli	X Coordinate:	982458.377
Driller:	Cascade	Y Coordinate:	179880.159
Drilling/Sampling Method:	GeoProbe 7728	GPS Datum:	NAD83/NAVD88

Depth (ft)	USCS Soil Classicfication or Material	Color	Lithology	Description	Moisture	Well Diagram	Elevaton (amsl)	Notes
0.0	Grade					Flush Mount	9.2	
	ASPHALT	Bl.		0.0-1.0' Asphalt and Subbase	D			
	CONCRETE	Gr.		1.0-2.5' CONCRETE	D	Cement Grout		
	FILL	Bl.		2.5-4.0' ASH, f. Gravel, Brick, Concrete, f. Sand		Bentonite		
					D	2" SCH 40 PVC Riser		
-5.0	SP	Br.		4.0-7.0' f. SAND, little Silt and f. Gravel	M		4.2	
					D			
					M			
	SP	Rd. Br.		7.0-11.0' f. SAND, some f. Gravel, little Silt	W			
-10.0					W	2" SCH 40 PVC Screen 0.020 Slot	-0.8	
	SP-SM	Rd. Br.		11.0-14.0' f. SAND, some Silt, tr. Clay	W	#2 Moire Sand	-4.8	
-15.0	SP	Rd. Br.		14.0-15.0' f. SAND, some f. Gravel, little Silt				
				End of Boring at 15'bgs				
-20.0								
-25.0								
-30.0								

Well Construction Notes:

0.25 - 4.0' (3.75ft) 2" sch 40 PVC Riser
4.0 - 14.0' (10ft) 2" sch 40 PVC screen 0.020 slot

0.0 - 2.0' (2ft) Neat Cement
2.0 - 3.0' (1ft) Bentonite
3.0 - 14.0' (11ft) #2 Moire SAND

Notes:
*WL was collected during 02/08/2023 synoptic - GW sampling event.
ft- feet
bgs- below ground surface
amsl - above mean sea level
The horizontal datum is the New York Long Island State Plane Coordinate System (NAD83)
The vertical datum is North American Vertical Datum of 1988 (NAVD88).

APPENDIX D – Low-flow Data Sheets

TETRA TECH

Low-Flow Data Sheet

Page ____ of ____

Project Name: Equinor - SBMT

Project No.: 194-1247-0003

Well I.D. SBMT - MW08

Date: 2/8/23

Sample I.D. : SBMT - MW-01-GW01

Well Depth (from T.I.C.) = 14.22 ft.

Well Diameter (in) = 2"

Sample Time: 1250

Static Water Level (from T.I.C) = 7.53 ft.

Pump Depth (ft) = 10'

TetraTech Sampler: A. VALY

Pump Start Time: 1040

Pump Type: Bladder

PID: 8.2ppm.

Time:	Temp. (°F)	pH (SU)	Spec. Conduct (mS/cm)	Turbidity (NTUs)	D.O. (mg/L)	ORP (mV)	Flow Rate (ml/min)	Static Water Level	Color	Comments
1045	12.39	7.09	0.692	57.5	3.70	-126	150mL	7.55	CLOUDY	
1050	12.53	7.19	0.680	38.2	7.25	-130	200mL	7.55	CLEAR	
1055	12.65	7.22	0.678	34.2	6.50	-133	200mL	7.55	CLEAR	
1100	54.9	7.23	0.678	23.4	6.21	-134	200mL	7.55	CLEAR	
1105	55.0	7.23	0.676	16.3	5.68	-134	200mL	7.55	CLEAR	
1110	55.1	7.24	0.676	12.8	5.27	-135	200mL	7.55	CLEAR	
1115	55.2	7.25	0.674	12.0	4.72	-135	200mL	7.55	CLEAR	
1120	55.3	7.25	0.674	8.4	4.43	-135	200mL	7.55	CLEAR	
1125	55.3	7.26	0.673	6.2	3.96	-136	200mL	7.55	CLEAR	
1130	55.4	7.26	0.672	6.1	3.77	-136	200mL	7.55	CLEAR	
1135	55.3	7.27	0.672	4.08	3.64	-136	200mL	7.55	CLEAR	
					ALSO COLLECTED FIELD DUPLICATE - SBMT-GWFD-020823					
	±10%	±0.1	±3%	±10%	±10%	±10mV				

Total Volume Removed: _____

TETRA TECH

Low-Flow Data Sheet

Project Name: Equinor - SBMT

Project No.: 194-1247-0003

Well I.D.: MW02

Date: 02/08/2023

Sample I.D.: SBMT-MW02-GW01

Well Depth (from T.I.C.) = 14.24 ft.

Well Diameter (in) = 2"

Sample Time:

Static Water Level (from T.I.C) = 5.60 ft.

Pump Depth (ft) = 12.24'

TetraTech Sampler: A. Flake

Pump Start Time: 14:56

Pump Type: Bladder

PID: 1.9

Time:	Temp. (°F)	pH (SU)	Spec. Conduct (mS/cm)	Turbidity (NTUs)	D.O. (mg/L)	ORP (mV)	Flow Rate (ml/min)	Static Water Level	Color	Comments
15:02	14.07	7.38	0.484	>1000	0.67	26	150	5.85	Brown	
15:08	14.09	7.37	0.489	>1000	0.02	26	80	5.91	Brown	
15:13	14.09	7.37	0.491	>1000	0.00	28	90	5.92	Brown	
15:18	14.13	7.37	0.493	773	0.00	28	90	5.92	Brown	
15:23	14.13	7.37	0.493	630	0.00	28	90	5.93	Brown	
15:28	14.09	7.38	0.493	547	0.00	28	90	5.95	lt. Br.	
15:33	14.04	7.38	0.492	462	0.00	27	90	5.95	lt Br.	
15:38	13.98	7.38	0.492	405	0.00	24	90	5.95	lt. Br.	
15:43	13.91	7.38	0.490	339	0.00	21	90	5.96	lt Br.	
15:48	13.71	7.38	0.491	308	0.00	20	90	5.96	lt Br.	
15:53	13.58	7.38	0.492	262	0.00	21	90	5.96	translucent	
15:58	13.46	7.37	0.491	229	0.00	22	90	5.96	"	
16:03	13.32	7.37	0.491	215	0.00	19	90	5.97	"	
16:08	13.20	7.36	0.492	169	0.00	17	90	5.97	"	
16:13	13.13	7.36	0.492	135	0.00	17	90	5.97	"	
16:18	13.14	7.36	0.493	132	0.00	16	90	5.98	"	
16:23	13.10	7.35	0.494	119	0.00	14	90	5.98	"	
16:28	13.01	7.36	0.494	98.1	0.00	13	90	5.99	"	
16:33	12.93	7.35	0.495	90.5	0.00	12	90	5.98	slightly cloudy	
16:38	12.87	7.35	0.495	74.1	0.00	12	90	5.99	"	
	±10%	±0.1	±3%	±10%	±10%	±10mV				

Total Volume Removed:

TETRA TECH

Low-Flow Data Sheet

Project Name: Equinor - SBMT

Project No.: 194-1247-0003

Well I.D.: MW02

Date: 2/8/2023

Sample I.D.: SBMT-MW02-GW01

Well Depth (from T.I.C.) = 14.24 ft.

Well Diameter (in) = 2"

Sample Time: 16:54

Static Water Level (from T.I.C) = 5.60 ft.

Pump Depth (ft) = 12.24

TetraTech Sampler: A. Flake

Pump Start Time: 14:56

Pump Type: Bladder

PID: 1.9

Time:	Temp. (°F)	pH (SU)	Spec. Conduct (mS/cm)	Turbidity (NTUs)	D.O. (mg/L)	ORP (mV)	Flow Rate (ml/min)	Static Water Level	Color	Comments
16:43	12.83	7.35	0.495	65.3	0.00	12	90	5.99	clear	
16:49	12.78	7.35	0.496	56.3	0.00	10	90	5.99	clear	
16:54	12.84	7.35	0.498	68.0	0.00	8	90	6.00	clear	
										Stopped pump at 530
										Final WL 6.07'
	±10%	±0.1	±3%	±10%	±10%	±10mV				

Total Volume Removed: ~3.5 gal

TETRA TECH

Low-Flow Data Sheet

Project Name: Equinor - SBMT

Project No.: 194-1247-0003

Well I.D.: MW03

Date: 2/9/2023

Sample I.D.: ~~DAW~~ SBMT-MW03-GW01

Well Depth (from T.I.C.) = ~~7.86~~ 14.20 ft.

Well Diameter (in) = 2"

Sample Time: 8:40

Static Water Level (from T.I.C) = 7.86 ft.

Pump Depth (ft) = 13'

TetraTech Sampler: A. Flake

Pump Start Time: 7:25

Pump Type: Bladder

PID: 0.6

Time:	Temp. (°F)	pH (SU)	Spec. Conduct (mS/cm)	Turbidity (NTUs)	D.O. (mg/L)	ORP (mV)	Flow Rate (ml/min)	Static Water Level	Color	Comments
7:28	52.9	6.91	1.70	573	0.00	-124	150	7.97	Brown	
7:32	54.9	7.03	1.71	275	0.88	-121	150	7.97	Brown	
7:38	55.4	7.05	1.71	202	1.28	-113	150	7.97	~~[illegible]~~ cloudy	
7:43	55.6	7.04	1.71	165	1.43	-107	150	7.97	slightly cloudy	
7:48	55.8	7.04	1.72	132	1.37	-104	150	7.97	"	
7:53	56.1	7.04	1.72	106	1.37	-103	150	7.97	"	
7:58	56.3	7.04	1.72	88.2	1.29	-102	150	7.97	clear	
8:03	56.4	7.04	1.72	70.3	1.36	-101	150	7.97	clear	
8:08	56.5	7.04	1.72	68.6	1.26	-101	150	7.97	clear	
8:13	56.6	7.04	1.72	55.4	1.26	-100	150	7.97	clear	
8:18	56.6	7.03	1.72	50.8	1.16	-101	150	7.97	clear	
8:23	56.6	7.03	1.72	44.7	1.04	-100	150	7.97	clear	
8:28	56.5	7.03	1.72	36.4	0.99	-101	150	7.97	clear	
8:33	56.6	7.03	1.72	36.0	0.88	-101	150	7.97	clear	
8:38	56.7	7.03	1.72	34.0	0.87	-101	150	7.97	clear	
										Stopped pump at 9:03
										Final WL 7.97'
	±10%	±0.1	±3%	±10%	±10%	±10mV				

Total Volume Removed: ~5 gal

TETRA TECH

Low-Flow Data Sheet

Project Name: Equinor - SBMT

Project No.: 194-1247-0003

Well I.D.: MW04

Date: 2/8/2023

Sample I.D. : SBMT-MW04-GW01

Well Depth (from T.I.C.) = 13.45 ft.

Well Diameter (in) = 2"

Sample Time: 13:43

Static Water Level (from T.I.C) = 5.38 ft.

Pump Depth (ft) = 12'

TetraTech Sampler: A. Flake

Pump Start Time: 12:25

Pump Type: Bladder

PID: 0.6

Time:	Temp. (°F)	pH (SU)	Spec. Conduct (mS/cm)	Turbidity (NTUs)	D.O. (mg/L)	ORP (mV)	Flow Rate (ml/min)	Static Water Level	Color	Comments
12:32	13.74	7.20	1.07	489	2.67	188	200	5.52	lt. br.	
12:37	13.45	7.20	1.08	296	1.77	190	200	5.49	translucent	
12:42	13.36	7.19	1.08	154	1.35	188	150	5.50	"	
12:47	13.38	7.19	1.10	103	1.18	185	150	5.50	"	
12:54	13.40	7.19	1.11	56.5	1.01	182	150	5.50	no color	
1:02	13.38	7.19	1.10	42.8	0.91	180	150	5.50	"	
1:07	13.40	7.19	1.10	30.1	0.90	179	150	5.50	"	
1:12	13.40	7.20	1.10	22.2	0.86	178	150	5.50	clear	
1:17	13.41	7.20	1.10	17.9	0.80	178	150	5.50	clear	
1:22	13.42	7.20	1.10	14.6	0.77	177	150	5.50	clear	
1:27	13.43	7.20	1.10	11.5	0.76	177	150	5.50	clear	
1:32	13.43	7.20	1.11	9.97	0.73	177	150	5.50	clear	
1:37	13.48	7.20	1.11	9.77	0.72	177	150	5.50	clear	
1:42	13.48	7.20	1.11	8.35	0.70	177	150	5.50	clear	
										stopped pump at 14:15
										Final W.L 5.51'
	±10%	±0.1	±3%	±10%	±10%	±10mV				

Total Volume Removed: ~3.5 gal

TETRA TECH

Low-Flow Data Sheet

Page ____ of ____

Project Name: Equinor - SBMT

Project No.: 194-1247-0003

Well I.D.: SBMT-MW05

Date: 02/09/2023

Sample I.D.: SBMT-MW05-GW01

Well Depth (from T.I.C.) = 13.32 ft.

Well Diameter (in) = 2"

Sample Time: 0850

Static Water Level (from T.I.C) = 5.09 ft.

Pump Depth (ft) = 10'

TetraTech Sampler: A. VALLI

Pump Start Time: 0720

Pump Type: Bladder

PID: 0.1 ppm

Time:	Temp. (°F)	pH (SU)	Spec. Conduct (mS/cm)	Turbidity (NTUs)	D.O. (mg/L)	ORP (mV)	Flow Rate (ml/min)	Static Water Level	Color	Comments
0725	49.1	7.74	0.604	OVR	0.00	-59	150mL	5.18	BR.	
0730	50.0	7.85	0.596	822	0.00	-100	150mL	5.19	LT BR	
0735	50.1	7.88	0.593	541	0.00	-115	150mL	5.19	LT BR	
0740	50.2	7.90	0.589	422	0.00	-122	150mL	5.19	LT. BR	
0745	50.3	7.92	0.587	272	0.00	-127	150mL	5.19	LT. BR.	
0750	50.5	7.93	0.588	184	0.00	-131	150mL	5.19	CLOUDY	
0755	50.6	7.93	0.587	132	0.00	-133	150mL	5.19	CLOUDY	
0800	50.7	7.93	0.586	110	0.00	-135	150mL	5.19	CLOUDY	
0805	50.8	7.93	0.586	81.6	0.00	-136	150mL	5.19	CLEAR	
0810	50.8	7.94	0.585	63.1	0.00	-138	150mL	5.19	CLEAR	
0815	50.7	7.94	0.584	54.0	0.00	-139	150mL	5.19	CLEAR	
0820	50.6	7.95	0.584	38.1	0.00	-139	150mL	5.19	CLEAR	
0825	50.7	7.95	0.584	32.7	0.00	-140	150mL	5.19	CLEAR	
0830	50.7	7.95	0.584	30.6	0.00	-141	150mL	5.19	CLEAR	
	±10%	±0.1	±3%	±10%	±10%	±10mV				

Total Volume Removed: _____

TETRA TECH

Low-Flow Data Sheet

Page ____ of ____

Project Name: Equinor - SBMT

Project No.: 194-1247-0003

Well I.D.: SBMT-MW06

Date: 2/9/2016

Sample I.D.: SBMT-MW06-GW01

Well Depth (from T.I.C.) = 13.10 ft.

Well Diameter (in) = 2'

Sample Time: 1310

Static Water Level (from T.I.C) = 5.10 ft.

Pump Depth (ft) = 8'

TetraTech Sampler: A. VALLI

Pump Start Time: 1200

Pump Type: Bladder

PID: 25.6ppm

Time:	Temp. (°F)	pH (SU)	Spec. Conduct (mS/cm)	Turbidity (NTUs)	D.O. (mg/L)	ORP (mV)	Flow Rate (ml/min)	Static Water Level	Color	Comments
1205	52.5	7.02	9.84	25.0	2.15	69	100ML	5.35	CLEAR	
1210	51.7	6.99	9.73	13.9	2.10	77	100ML	5.40	CLEAR	
1215	50.1	6.99	9.56	10.5	6.46	85	100ML	5.41	CLEAR	
1220	50.8	6.98	9.61	15.5	6.07	87	100ML	5.42	CLEAR	
1225	50.4	6.97	9.98	18.2	5.76	87	100ML	5.43	CLEAR	
1230	50.3	6.97	10.4	18.9	5.38	88	100ML	5.44	CLEAR	
1235	50.4	6.96	10.6	17.9	5.14	86	100ML	5.45	CLEAR	
1240	49.8	6.96	10.5	11.2	4.89	88	100ML	5.46	CLEAR	
1245	49.7	6.96	10.4	13.4	4.78	89	100ML	5.47	CLEAR	
1250	49.6	6.96	10.4	9.4	4.70	89	100ML	5.48	CLEAR	
	±10%	±0.1	±3%	±10%	±10%	±10mV				

Total Volume Removed: _____

150mL 1 2

TETRA TECH

Low-Flow Data Sheet

Project Name: Equinor - SBMT

Project No.: 194-1247-0003

Well I.D.: MW07

Date: 2/8/23

Sample I.D.: SBMT-MW07-GW01

Well Depth (from T.I.C.) = 14.22 ft.

Well Diameter (in) = 2"

Sample Time: 10:58

Static Water Level (from T.I.C) = 7.79 ft.

Pump Depth (ft) = 12'

TetraTech Sampler: A. Flake

Pump Start Time: 10:00

Pump Type: Bladder

PID: 0.0

Time:	Temp. (°F)	pH (SU)	Spec. Conduct (mS/cm)	Turbidity (NTUs)	D.O. (mg/L)	ORP (mV)	Flow Rate (ml/min)	Static Water Level	Color	Comments
10:11	13.31	6.83	1.37	23.4	0.58	211	225	7.75	clear	
10:16	13.67	6.84	1.36	12.4	0.38	201	175	7.74	clear	
10:21	13.70	6.83	1.36	9.32	0.22	196	175	7.72	clear	
10:27	13.76	6.84	1.36	10.8	0.16	191	175	7.70	clear	
10:32	13.84	6.84	1.37	6.56	0.04	188	175	7.70	clear	
10:37	13.93	6.84	1.37	6.35	0.04	186	175	7.68	clear	
10:42	14.03	6.85	1.37	4.13	0.01	183	175	7.67	clear	
10:47	14.02	6.85	1.37	3.12	0.00	182	175	7.66	clear	
10:52	14.08	6.86	1.37	2.51	0.00	181	175	7.64	clear	
										Stopped pump at 11:28
										Final WL: 7.59
	±10%	±0.1	±3%	±10%	±10%	±10mV				

Total Volume Removed: 3 gallons

TETRA TECH

Low-Flow Data Sheet

Project Name: Equinor - SBMT

Project No.: 194-1247-0003

Well I.D.: SBMT - MW08

Date: 2/8/2023

Sample I.D.: SBMT-MW08-GW01

Well Depth (from T.I.C.) = 14.24 ft.

Well Diameter (in) = 2"

Sample Time: 1620

Static Water Level (from T.I.C) = 5.20 ft.

Pump Depth (ft) = 10'

TetraTech Sampler: A. VALLI

Pump Start Time: 1455

Pump Type: Bladder

PID: 5.9ppm

Time:	Temp. (°F)	pH (SU)	Spec. Conduct (mS/cm)	Turbidity (NTUs)	D.O. (mg/L)	ORP (mV)	Flow Rate (ml/min)	Static Water Level	Color	Comments
1500	54.0	8.51	24.5	OVR	8.94	-176	200ML	5.22	DK GR	
1505	53.6	8.52	23.8	944	8.10	-185	200ML	5.22	GR	
1510	53.7	8.51	23.6	460	7.43	-188	200ML	5.22	GR.	
1515	53.7	8.51	23.5	274	6.79	-192	200ML	5.22	LT. GR	
1520	54.1	8.51	23.4	198	6.24	-195	200ML	5.22	LT. GR.	
1525	54.2	8.50	23.2	148	5.64	-198	200ML	5.22	LT. GR	
1530	54.1	8.50	23.1	121	5.18	-201	200ML	5.22	CLOUDY	
1535	54.5	8.49	22.9	96.2	4.57	-205	200ML	5.22	SLT. CLOUDY	
1540	54.3	8.49	22.6	81.3	4.18	-207	200ML	5.22	CLEAR.	
1545	54.5	8.46	22.5	65.3	3.80	-209	200ML	5.22	CLEAR	
1550	54.3	8.46	22.5	54.0	3.46	-211	200ML	5.22	CLEAR.	
1555	54.4	8.45	22.5	49.1	3.19	-213	200ML	5.22	CLEAR.	
1600	54.4	8.45	22.5	47.9	3.09	-215	200ML	5.22	CLEAR	
1605	54.5	8.45	22.5	45.7	3.02	-217	200ML	5.22	CLEAR.	
	±10%	±0.1	±3%	±10%	±10%	±10mV				

Total Volume Removed:

TETRA TECH

Low-Flow Data Sheet

Page ____ of ____

Project Name: Equinor - SBMT

Project No.: 194-1247-0003

Well I.D.: SBMT - MW09

Date: 2/9/2023

Sample I.D.: SBMT - MW09 - GW01

Well Depth (from T.I.C.) = 13.20 ft.

Well Diameter (in) = 2"

Sample Time: 1125

Static Water Level (from T.I.C) = 6.46 ft.

Pump Depth (ft) = 91

TetraTech Sampler: A. VALLY

Pump Start Time: 1020

Pump Type: Bladder

PID: 0.3 ppm.

Time:	Temp. (°F)	pH (SU)	Spec. Conduct (mS/cm)	Turbidity (NTUs)	D.O. (mg/L)	ORP (mV)	Flow Rate (ml/min)	Static Water Level	Color	Comments
1025	56.5	7.07	6.60	64.7	2.41	-81	100mL	6.85	CLEAR	
1030	56.2	7.04	7.15	66.2	2.37	-80	100mL	6.70	CLEAR	
1035	55.8	7.05	7.33	63.2	2.34	-79	100mL	6.80	CLEAR	
1040	55.4	7.05	7.39	50.8	2.31	-78	100mL	6.89	CLEAR	
1045	55.1	7.05	7.40	42.4	2.29	-75	<100mL	6.90	CLEAR	
1050	54.6	7.05	7.45	40.7	2.25	-74	<100mL	6.91	CLEAR	
1055	54.4	7.05	7.51	38.2	2.21	-74	<100mL	6.92	CLEAR	
1100	54.3	7.05	7.52	35.8	2.19	-74	<100mL	6.93	CLEAR	
1105	54.5	7.04	7.53	31.7	2.18	-74	<100mL	6.94	CLEAR	
1100	54.2	7.04	7.54	28.9	2.17	-74	<100mL	6.95	CLEAR	
	±10%	±0.1	±3%	±10%	±10%	±10mV				

Total Volume Removed: _____

TETRA TECH

Low-Flow Data Sheet

Project Name: Equinor - SBMT

Project No.: 194-1247-0003

Well I.D.: MW10

Date: 2/9/23

Sample I.D. : SBMT - MW10 - GW01

Well Depth (from T.I.C.) = 14.13 ft.

Well Diameter (in) = 2"

Sample Time: 10:50

Static Water Level (from T.I.C) = 5.66 ft.

Pump Depth (ft) = ~10.5

TetraTech Sampler: A. Flake

Pump Start Time: 9:56

Pump Type: Bladder

PID: 1.3

Time:	Temp. (°F)	pH (SU)	Spec. Conduct (mS/cm)	Turbidity (NTUs)	D.O. (mg/L)	ORP (mV)	Flow Rate (ml/min)	Static Water Level	Color	Comments
10:18	52.4	7.04	2.00	120	10.04	-109	100	5.88	slightly cloudy	
10:23	53.0	7.04	2.01	62.8	9.55	-117	80	5.91	clear	
10:28	52.9	7.04	2.01	43.4	9.34	-118	60	5.91	clear	
10:33	52.7	7.04	2.01	37.3	9.11	-120	60	5.92	clear	
10:38	52.7	7.04	2.00	32.7	8.80	-120	60	5.92	clear	
10:43	52.6	7.04	2.00	26.2	8.52	-120	60	5.92	clear	
10:48	52.6	7.04	2.00	25.7	8.23	-121	60	5.92	clear	
										Stopped pump at 11:43
										Final WL 5.96'
	±10%	±0.1	±3%	±10%	±10%	±10mV				

Total Volume Removed: ~1 gal

APPENDIX E – Tidal Study Water Level Plots

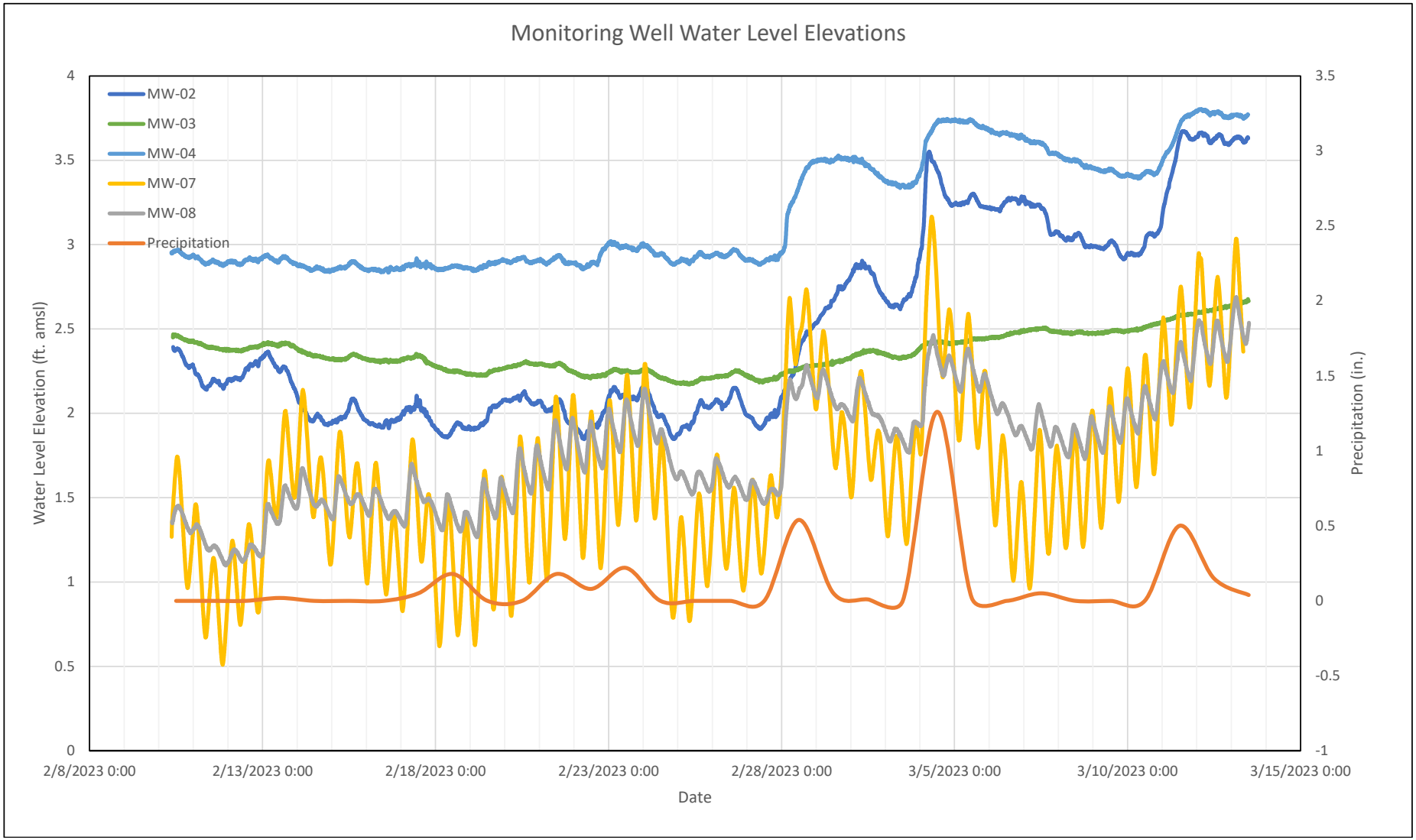
Monitoring Well Water Level Elevations
MW-02
MW-03
MW-04
MW-07
MW-08
Precipitation
Water Level Elevation (ft. amsl)
Precipitation (in.)
Date
4
3.5
3
2.5
2
1.5
1
0.5
0
3.5
3
2.5
2
1.5
1
0.5
0
-0.5
-1
2/8/2023 0:00
2/13/2023 0:00
2/18/2023 0:00
2/23/2023 0:00
2/28/2023 0:00
3/5/2023 0:00
3/10/2023 0:00
3/15/2023 0:00

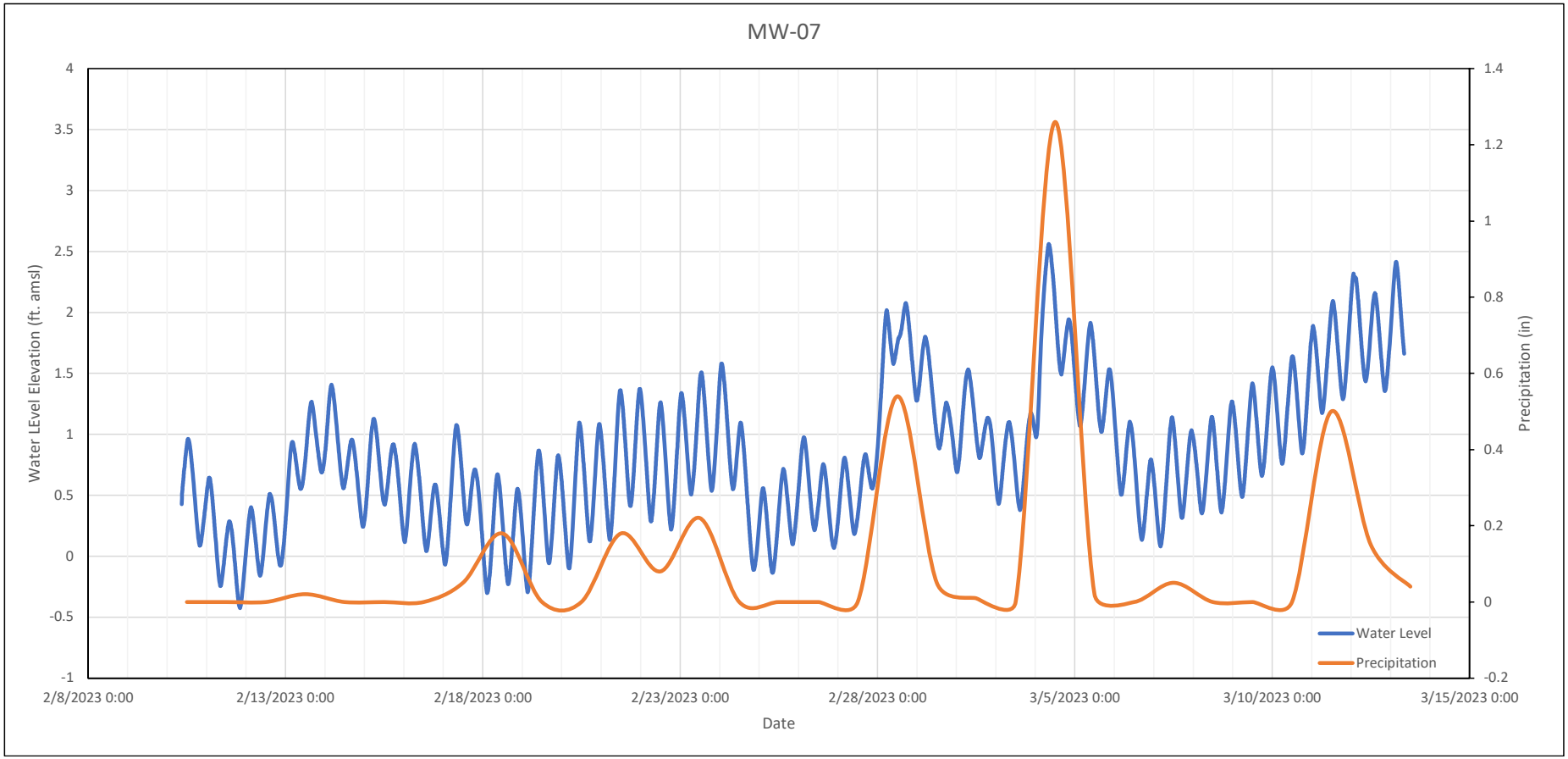
MW-07
Water LEvel Elevation (ft. amsl)
Precipitation (in)
Date
4
3.5
3
2.5
2
1.5
1
0.5
0
-0.5
-1
1.4
1.2
1
0.8
0.6
0.4
0.2
0
-0.2
2/8/2023 0:00
2/13/2023 0:00
2/18/2023 0:00
2/23/2023 0:00
2/28/2023 0:00
3/5/2023 0:00
3/10/2023 0:00
3/15/2023 0:00
Water Level
Precipitation

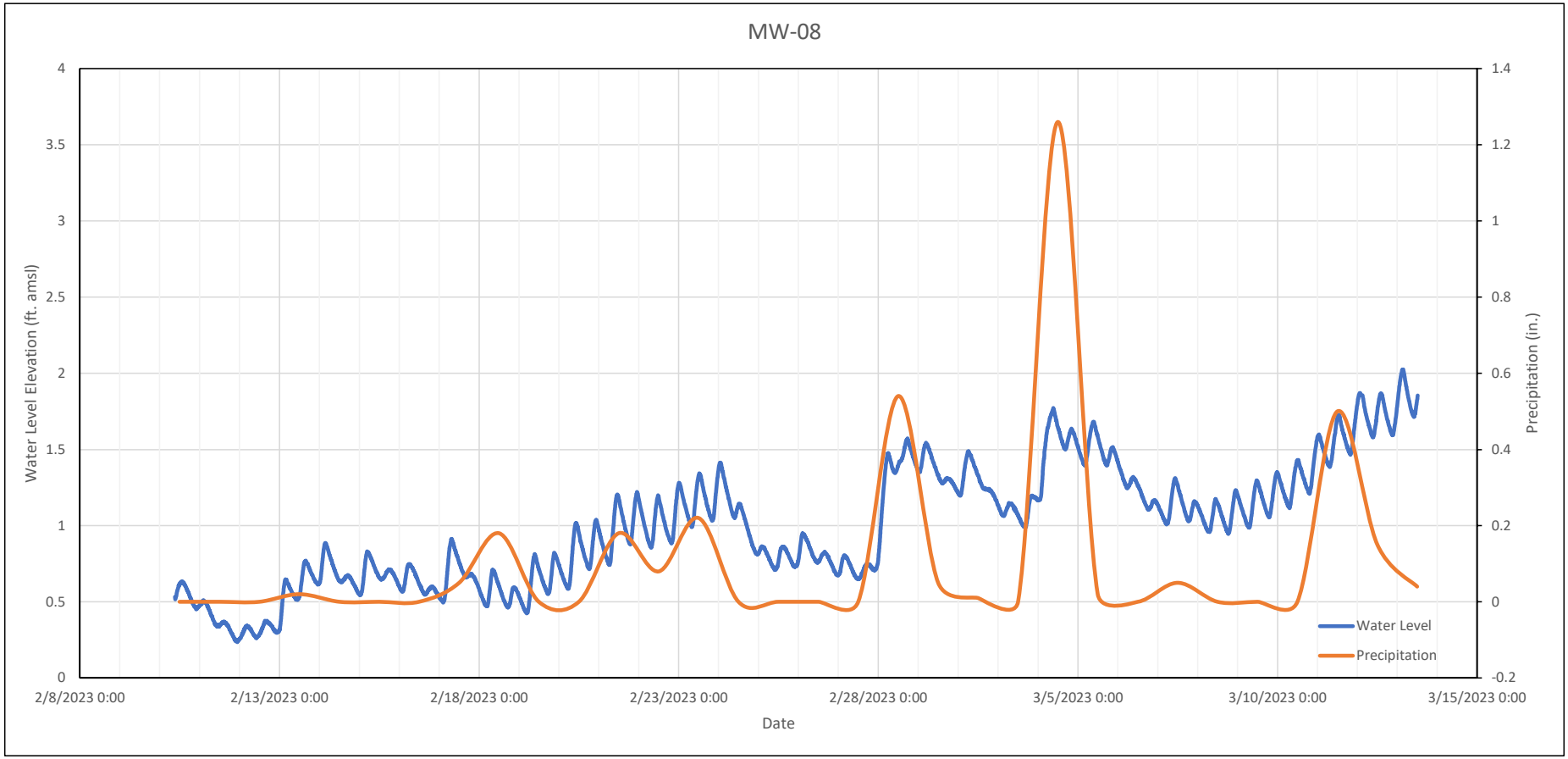
MW-08
Water Level Elevation (ft. amsl)
Precipitation (in.)
Date
4
3.5
3
2.5
2
1.5
1
0.5
0
1.4
1.2
1
0.8
0.6
0.4
0.2
0
-0.2
2/8/2023 0:00
2/13/2023 0:00
2/18/2023 0:00
2/23/2023 0:00
2/28/2023 0:00
3/5/2023 0:00
3/10/2023 0:00
3/15/2023 0:00
Water Level
Precipitation

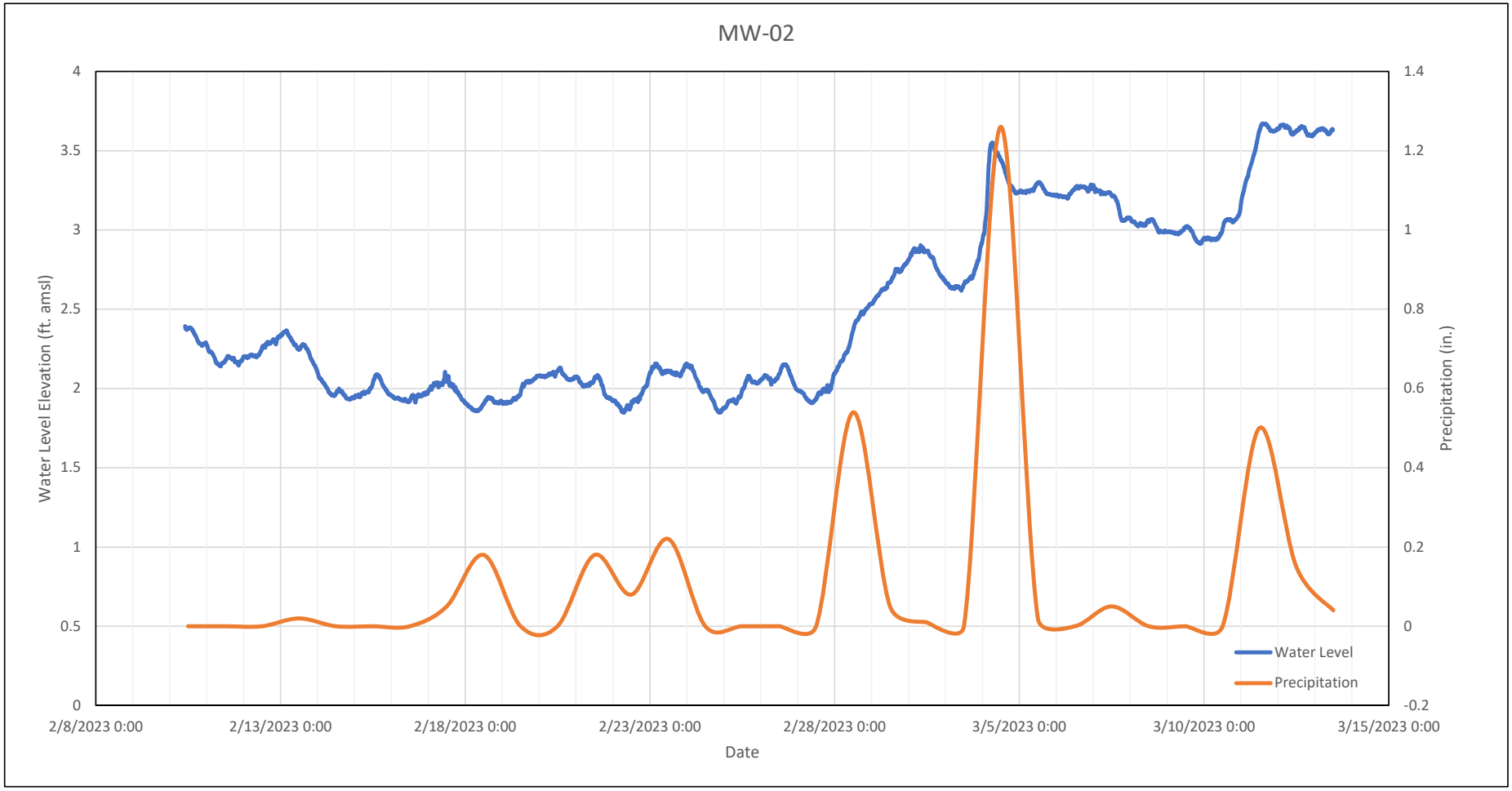
MW-02
Water Level Elevation (ft. amsl)
Precipitation (in.)
Date
4
3.5
3
2.5
2
1.5
1
0.5
0
1.4
1.2
1
0.8
0.6
0.4
0.2
0
-0.2
2/8/2023 0:00
2/13/2023 0:00
2/18/2023 0:00
2/23/2023 0:00
2/28/2023 0:00
3/5/2023 0:00
3/10/2023 0:00
3/15/2023 0:00
Water Level
Precipitation

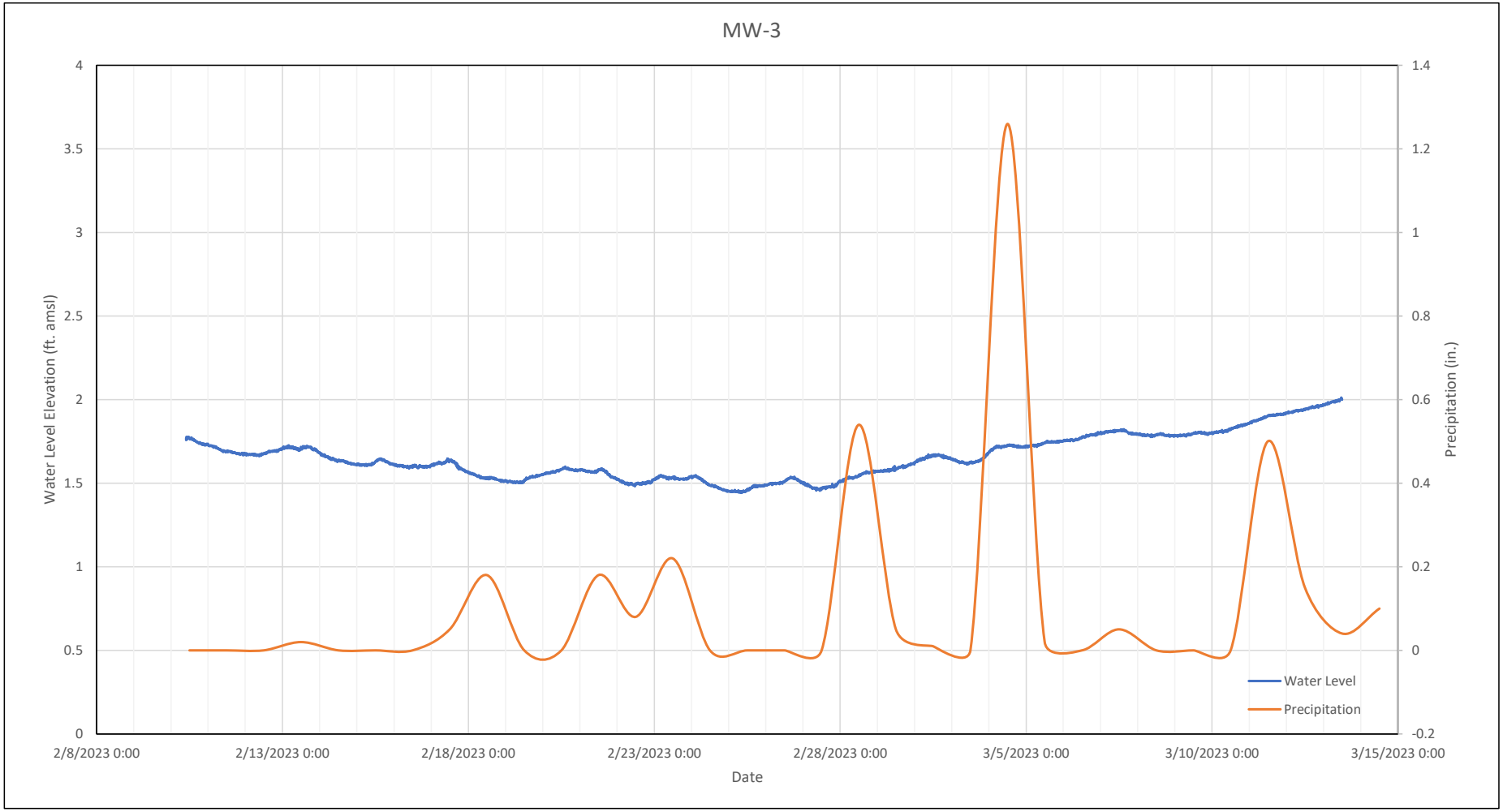
MW-3
Water Level Elevation (ft. amsl)
Precipitation (in.)
Date
4
3.5
3
2.5
2
1.5
1
0.5
0
1.4
1.2
1
0.8
0.6
0.4
0.2
0
-0.2
2/8/2023 0:00
2/13/2023 0:00
2/18/2023 0:00
2/23/2023 0:00
2/28/2023 0:00
3/5/2023 0:00
3/10/2023 0:00
3/15/2023 0:00
Water Level
Precipitation

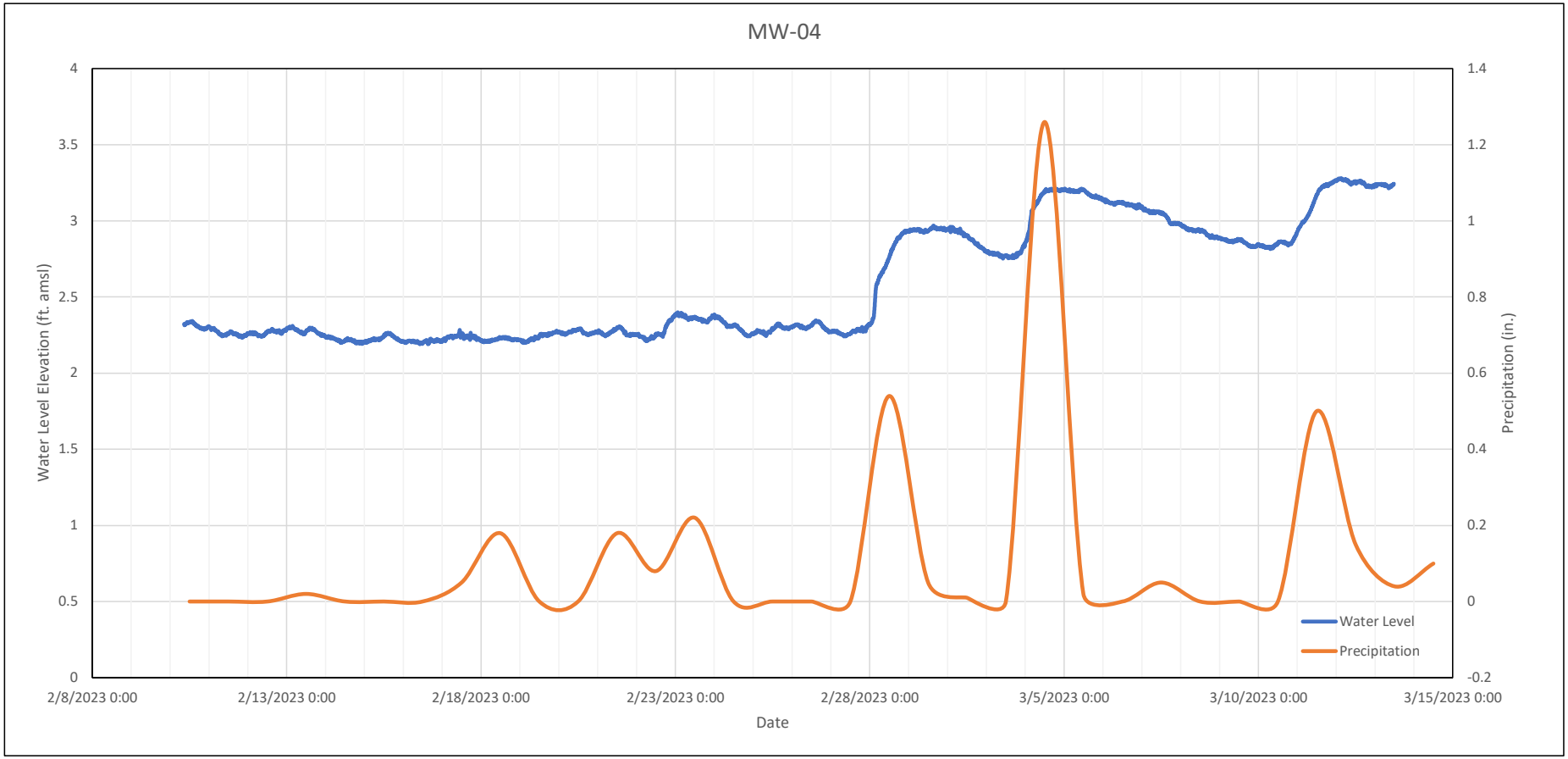
MW-04
Water Level Elevation (ft. amsl)
Precipitation (in.)
Date
4
3.5
3
2.5
2
1.5
1
0.5
0
1.4
1.2
1
0.8
0.6
0.4
0.2
0
-0.2
2/8/2023 0:00
2/13/2023 0:00
2/18/2023 0:00
2/23/2023 0:00
2/28/2023 0:00
3/5/2023 0:00
3/10/2023 0:00
3/15/2023 0:00
Water Level
Precipitation

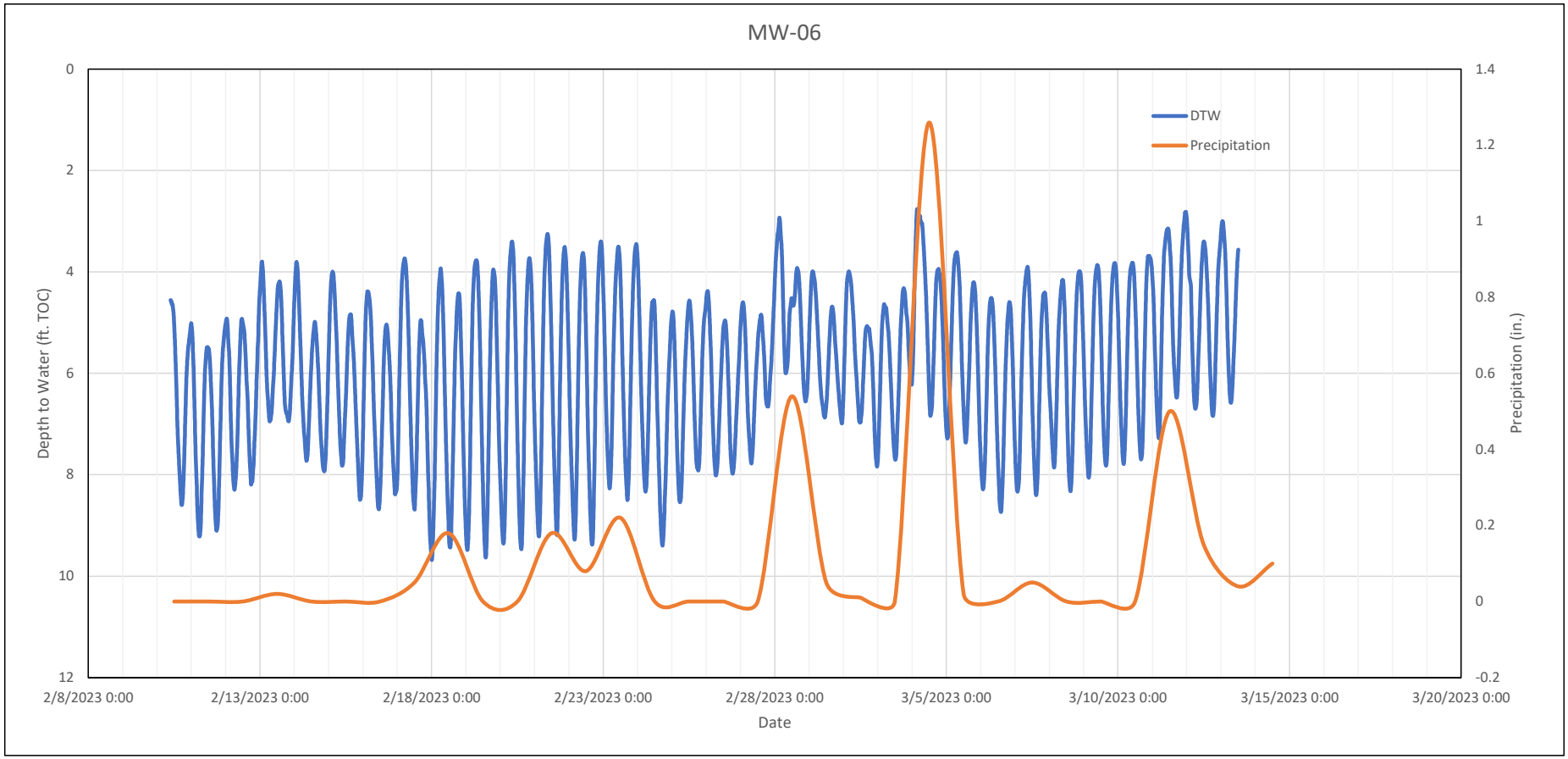
MW-06
DTW
Precipitation
Depth to Water (ft. TOC)
Precipitation (in.)
Date
0
2
4
6
8
10
12
1.4
1.2
1
0.8
0.6
0.4
0.2
0
-0.2
2/8/2023 0:00
2/13/2023 0:00
2/18/2023 0:00
2/23/2023 0:00
2/28/2023 0:00
3/5/2023 0:00
3/10/2023 0:00
3/15/2023 0:00
3/20/2023 0:00

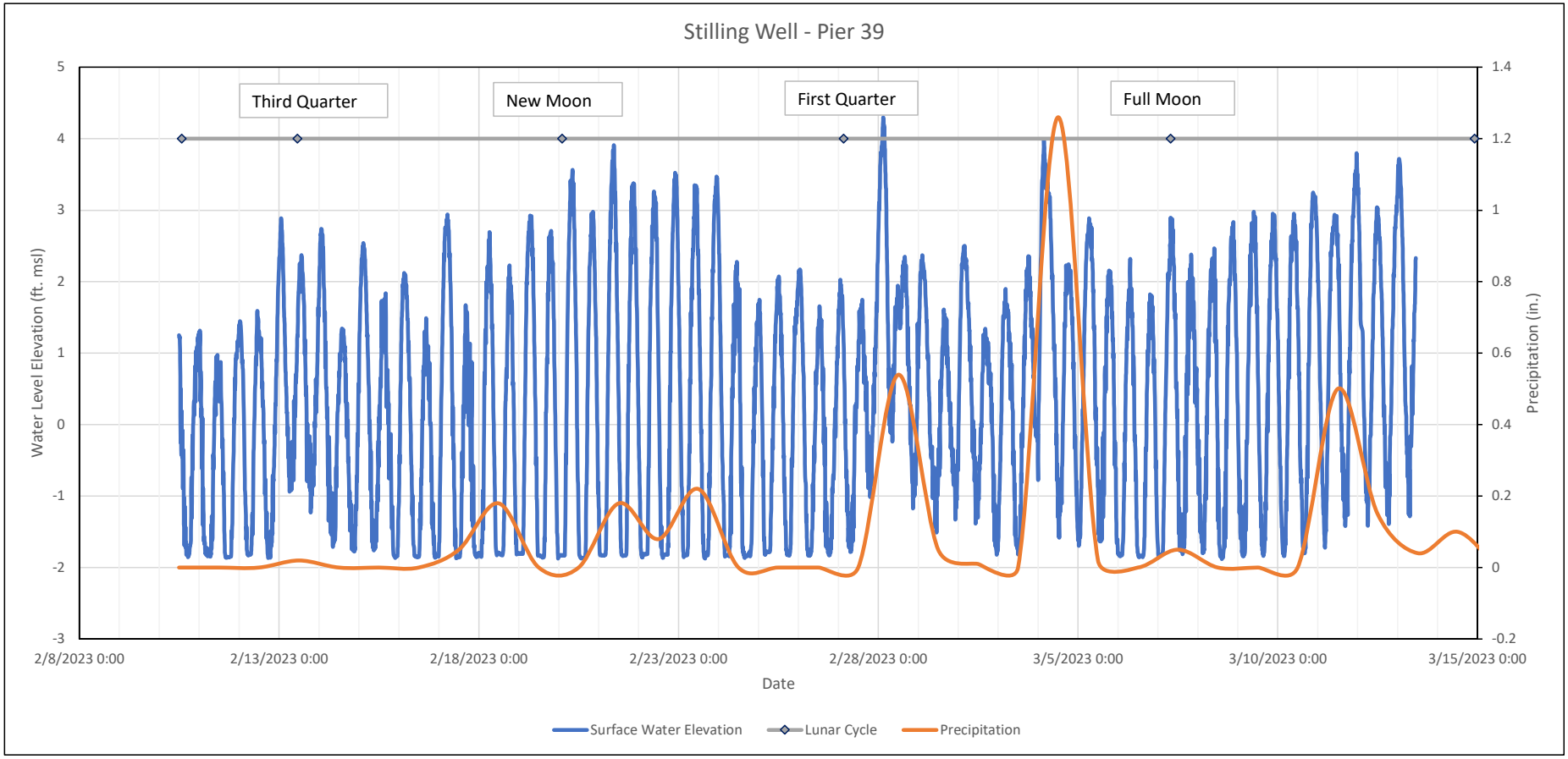
Stilling Well - Pier 39
Third Quarter
New Moon
First Quarter
Full Moon
Water Level Elevation (ft. msl)
Precipitation (in.)
5
4
3
2
1
0
-1
-2
-3
1.4
1.2
1
0.8
0.6
0.4
0.2
0
-0.2
2/8/2023 0:00
2/13/2023 0:00
2/18/2023 0:00
2/23/2023 0:00
2/28/2023 0:00
3/5/2023 0:00
3/10/2023 0:00
3/15/2023 0:00
Date
Surface Water Elevation
Lunar Cycle
Precipitation

APPENDIX F – Data Usability Summary Reports

TETRA TECH

Memo

To: Robert Cantagallo, CHMM, Senior Project Manager, Tetra Tech Inc.

From: Lauren McHugh, Senior Chemist, and Angel Guzman, Environmental Chemist, Tetra Tech Inc.

Date: 4/17/2023

Subject: South Brooklyn Marine Terminal – New York, NY

Tetra Tech Inc

Data Usability Summary Report

South Brooklyn Marine Terminal

This memorandum presents the findings of an analytical data validation from the analysis of air samples collected on January 31, 2023 by Tetra Tech Inc. at South Brooklyn Marine Terminal. The samples were analyzed by SGS North America, Inc. (NYSDOH NELAP certification # 10983) for volatile organic compounds (VOCs) by the method specified below.

- VOCs by EPA Method TO-15

Table 1, attached, summarizes the laboratory and client sample identification numbers, sample collection dates, and analytical parameters subject to review.

Validation Overview

This data validation was performed in accordance with the following guidelines, where applicable:

- USEPA Region II Standard Operating Procedures (SOPs) for Data Validation, and
- published analytical methodologies.

The following acronyms may be used in the discussion of data-quality issues:

%D	Percent Difference	MB	Method Blank
CCV	Continuing Calibration Verification	MDL	Method Detection Limit
FB	Field Blank	MS	Matrix Spike
FD	Field Duplicate	MSD	Matrix Spike Duplicate
ICAL	Initial Calibration	RF	Response Factor
ICV	Initial Calibration Verification	RL	Reporting Limit
ISTD	Internal Standard	RPD	Relative Percent Difference
LCL	Lower Control Limit	RSD	Relative Standard Deviation
LCS	Laboratory Control Sample	TB	Trip Blank
LCSD	Laboratory Control Sample Duplicate	UCL	Upper Control Limit

As a result of the review process, the following qualifiers may be assigned to the data in accordance with the USEPA guidelines and our best professional judgment:

R – The sample results are unusable because certain criteria were not met when generating the data. The analyte may or may not be present in the sample.

J – The analyte was positively identified and the associated numerical value is the approximate concentration of the analyte in the sample.

UJ – The analyte was not detected at a level greater than or equal to the reporting limit; however, the reported reporting limit is approximate and may be inaccurate or imprecise.

U – The analyte was analyzed for, but was not detected at a level greater than or equal to the level of the RL or the sample concentration for results impacted by blank contamination.

NJ – The analysis indicates the presence of an analyte that has been "tentatively identified" and the associated numerical value represents its approximate concentration.

If any validation qualifiers are assigned, these qualifiers should supersede any laboratory-applied qualifiers. Data that is not qualified as a result of this data validation is considered acceptable on the basis of the items specified for review. Data that is qualified as "R" are considered invalid and are not technically usable for data interpretation. Data that is otherwise qualified because of minor data-quality anomalies are usable, as qualified in Table 2 (attached).

Major Deficiencies:

Major deficiencies include those that grossly impact data quality and necessitate the rejection of results. No major deficiencies were identified.

Minor Deficiencies:

Minor deficiencies include anomalies that directly impact data quality and necessitate qualification, but do not result in unusable data. No minor deficiencies were identified.

Other Deficiencies:

Other deficiencies include anomalies that do not directly impact data quality and do not necessitate qualification. No other deficiencies that were identified.

Field duplicate:

One field duplicate and parent sample pair was collected and analyzed for all parameters. For results less than 2X the RL, analytes meet the precision criteria if the absolute difference is less than ±1X the RL. For results greater than 2X the RL, analytes meet the precision criteria if the RPD is less than or equal to 30% for air. The following field duplicate and parent sample pairs were compared to the precision criteria:

- SBMT-SV-DUP01 and SBMT-SV-03

For the field duplicates, RPDs were calculated in 1 sample pairs, where both samples had detected constitutes. RPDs ranged from 40.0% to 66.7% the calculated RPDs were higher than or equal to the RPD acceptance value of 30% and the associated detections will be qualified as “J”.

Agreement between the original sample and the duplicate can be inferred when both results are non-detects (which occurred for 19 parent/duplicate pairs) or when the one detected result value is at or below the reporting limit (RL) of the other sample set. Overall, 72.09 percent of the parent/duplicate sample pairs were deemed to be in agreement.

Conclusion:

On the basis of this evaluation, the laboratory appears to have followed the specified analytical methods with the exception of errors discussed above. If a given fraction is not mentioned above, that means that all specified criteria were met for that parameter. All of the data packages met ASP Category B requirements.

All data are considered usable, as qualified. In addition, completeness, defined as the percentage of analytical results that are judged to be valid, is 100%.

Signed:

Lauren McHugh

Senior Chemist

Data Usability Summary Report
South Brooklyn Marine Terminal
January 2023 Air Samples
Table 1: Sample Summary

SDG	Lab Sample ID	Client Sample ID	Sample Date	Analytical Parameters
JD59548	JD59548-1	SBMT-SV-01	1/31/2023	TO-15 VOCs
JD59549	JD59548-2	SBMT-SV-02	1/31/2023	TO-15 VOCs
JD59550	JD59548-3	SBMT-SV-03	1/31/2023	TO-15 VOCs
JD59551	JD59548-4	SBMT-SV-04	1/31/2023	TO-15 VOCs
JD59552	JD59548-5	SBMT-SV-AA01	1/31/2023	TO-15 VOCs
JD59553	JD59548-6	SBMT-SV-05	1/31/2023	TO-15 VOCs
JD59554	JD59548-7	SBMT-SV-06	1/31/2023	TO-15 VOCs
JD59555	JD59548-8	SBMT-SV-07	1/31/2023	TO-15 VOCs
JD59556	JD59548-9	SBMT-SV-08	1/31/2023	TO-15 VOCs
JD59557	JD59548-10	SBMT-SV-DUP01	1/31/2023	TO-15 VOCs

Data Usability Summary Report
South Brooklyn Marine Terminal
January 2023 Air Samples
Table 2: Validator-Applied Qualification

Client Sample ID	Analysis	Analysis Date	CAS #	Analyte	Validator Qualifier
SBMT-SV-03	Method TO-15	2/6/2023	71-43-2	Benzene	J
SBMT-SV-03	Method TO-15	2/6/2023	75-15-0	Carbon disulfide	J
SBMT-SV-03	Method TO-15	2/6/2023	110-82-7	Cyclohexane	J
SBMT-SV-03	Method TO-15	2/6/2023	75-71-8	Dichlorodifluoromethane	J
SBMT-SV-03	Method TO-15	2/6/2023	156-59-2	cis-1,2-Dichloroethylene	J
SBMT-SV-03	Method TO-15	2/6/2023	64-17-5	Ethanol	J
SBMT-SV-03	Method TO-15	2/6/2023	100-41-4	Ethylbenzene	J
SBMT-SV-03	Method TO-15	2/6/2023	76-14-2	Freon 114	J
SBMT-SV-03	Method TO-15	2/6/2023	142-82-5	Heptane	J
SBMT-SV-03	Method TO-15	2/6/2023	110-54-3	Hexane	J
SBMT-SV-03	Method TO-15	2/6/2023	591-78-6	2-Hexanone	J
SBMT-SV-03	Method TO-15	2/6/2023	78-93-3	Methyl ethyl ketone	J
SBMT-SV-03	Method TO-15	2/6/2023	540-84-1	2,2,4-Trimethylpentane	J
SBMT-SV-03	Method TO-15	2/6/2023	75-65-0	Tertiary Butyl Alcohol	J
SBMT-SV-03	Method TO-15	2/6/2023	127-18-4	Tetrachloroethylene	J
SBMT-SV-03	Method TO-15	2/6/2023	108-88-3	Toluene	J
SBMT-SV-03	Method TO-15	2/6/2023	79-01-6	Trichloroethylene	J
SBMT-SV-03	Method TO-15	2/6/2023	NA	m,p-Xylene	J
SBMT-SV-03	Method TO-15	2/6/2023	95-47-6	o-Xylene	J
SBMT-SV-03	Method TO-15	2/6/2023	1330-20-7	Xylenes (total)	J
SBMT-SV-DUP01	Method TO-15	2/6/2023	71-43-2	Benzene	J
SBMT-SV-DUP01	Method TO-15	2/6/2023	75-15-0	Carbon disulfide	J
SBMT-SV-DUP01	Method TO-15	2/6/2023	110-82-7	Cyclohexane	J
SBMT-SV-DUP01	Method TO-15	2/6/2023	75-71-8	Dichlorodifluoromethane	J
SBMT-SV-DUP01	Method TO-15	2/6/2023	156-59-2	cis-1,2-Dichloroethylene	J
SBMT-SV-DUP01	Method TO-15	2/6/2023	64-17-5	Ethanol	J
SBMT-SV-DUP01	Method TO-15	2/6/2023	100-41-4	Ethylbenzene	J
SBMT-SV-DUP01	Method TO-15	2/6/2023	76-14-2	Freon 114	J
SBMT-SV-DUP01	Method TO-15	2/6/2023	142-82-5	Heptane	J
SBMT-SV-DUP01	Method TO-15	2/6/2023	110-54-3	Hexane	J
SBMT-SV-DUP01	Method TO-15	2/6/2023	591-78-6	2-Hexanone	J
SBMT-SV-DUP01	Method TO-15	2/6/2023	78-93-3	Methyl ethyl ketone	J

Data Usability Summary Report
South Brooklyn Marine Terminal
January 2023 Air Samples
Table 2: Validator-Applied Qualification

Client Sample ID	Analysis	Analysis Date	CAS #	Analyte	Validator Qualifier
SBMT-SV-DUP01	Method TO-15	2/6/2023	540-84-1	2,2,4-Trimethylpentane	J
SBMT-SV-DUP01	Method TO-15	2/6/2023	75-65-0	Tertiary Butyl Alcohol	J
SBMT-SV-DUP01	Method TO-15	2/6/2023	127-18-4	Tetrachloroethylene	J
SBMT-SV-DUP01	Method TO-15	2/6/2023	108-88-3	Toluene	J
SBMT-SV-DUP01	Method TO-15	2/6/2023	79-01-6	Trichloroethylene	J
SBMT-SV-DUP01	Method TO-15	2/6/2023	NA	m,p-Xylene	J
SBMT-SV-DUP01	Method TO-15	2/6/2023	95-47-6	o-Xylene	J
SBMT-SV-DUP01	Method TO-15	2/6/2023	1330-20-7	Xylenes (total)	J

TETRA TECH

Memo

To: Robert Cantagallo, CHMM, Senior Project Manager, Tetra Tech Inc.

From: Lauren McHugh, Senior Chemist and Angel Guzman, Environmental Chemist, Tetra Tech Inc.

Date: 4/17/2023

Subject: South Brooklyn Marine Terminal – New York, NY

Tetra Tech Inc

Data Usability Summary Report

South Brooklyn Marine Terminal

This memorandum presents the findings of an analytical data validation from the analysis of groundwater samples collected in February 2023 by Tetra Tech Inc. at South Brooklyn Marine Terminal. The samples were analyzed by SGS North America, Inc. (NYSDOH NELAP certification # 10983) for volatile organic compounds (VOCs), semivolatile organic compounds (SVOCs), pesticides, polychlorinated biphenyls (PCBs), total metals, and per- and polyfluoroalkyl substances (PFAS) by the methods specified below.

- VOCs by SW-846 Method 8260D
- SVOCs by SW-846 Method 8270E
- Pesticides by SW-846 Method 8081B
- PCBs by SW-846 Method 8082A
- Total Metals by SW-846 Method 6010C
- PFAS by EPA Method 1633

Table 1, attached, summarizes the laboratory and client sample identification numbers, sample collection dates, and analytical parameters subject to review.

Validation Overview

This data validation was performed in accordance with the following guidelines, where applicable:

- USEPA Region II Standard Operating Procedures (SOPs) for Data Validation
- USEPA Data Review and Validation Guidelines for Perfluoroalkyl Substances (PFASs) Analyzed Using EPA Method 537 (EPA 910-R-18-001, November 2018)
- USEPA Contract Laboratory Program "National Functional Guidelines for Organic Superfund Methods Data Review" (EPA 540- R-20-005, November 2020)
- USEPA Contract Laboratory Program "National Functional Guidelines for Inorganic Superfund Methods Data Review" (EPA 540- R-20-005, November 2020), and
- published analytical methodologies.

The following acronyms may be used in the discussion of data-quality issues:

%D	Percent Difference	MB	Method Blank
CCV	Continuing Calibration Verification	MDL	Method Detection Limit
FB	Field Blank	MS	Matrix Spike
FD	Field Duplicate	MSD	Matrix Spike Duplicate
ICAL	Initial Calibration	RF	Response Factor
ICV	Initial Calibration Verification	RL	Reporting Limit
ISTD	Internal Standard	RPD	Relative Percent Difference
LCL	Lower Control Limit	RSD	Relative Standard Deviation
LCS	Laboratory Control Sample	TB	Trip Blank
LCSD	Laboratory Control Sample Duplicate	UCL	Upper Control Limit

As a result of the review process, the following qualifiers may be assigned to the data in accordance with the USEPA guidelines and our best professional judgment:

R – The sample results are unusable because certain criteria were not met when generating the data. The analyte may or may not be present in the sample.

J – The analyte was positively identified and the associated numerical value is the approximate concentration of the analyte in the sample.

UJ – The analyte was not detected at a level greater than or equal to the reporting limit; however, the reported reporting limit is approximate and may be inaccurate or imprecise.

U – The analyte was analyzed for, but was not detected at a level greater than or equal to the level of the RL or the sample concentration for results impacted by blank contamination.

NJ – The analysis indicates the presence of an analyte that has been "tentatively identified" and the associated numerical value represents its approximate concentration.

If any validation qualifiers are assigned, these qualifiers should supersede any laboratory-applied qualifiers. Data that is not qualified as a result of this data validation is considered acceptable on the basis of the items specified for review. Data that is qualified as “R” are considered invalid and are not technically usable for data interpretation. Data that is otherwise qualified because of minor data-quality anomalies are usable, as qualified in Table 2 (attached).

Major Deficiencies:

Major deficiencies include those that grossly impact data quality and necessitate the rejection of results. No major deficiencies were identified.

Minor Deficiencies:

Minor deficiencies include anomalies that directly impact data quality and necessitate qualification, but do not result in unusable data. The section below describes the minor deficiencies that were identified.

VOCs by SW-846 Method 8260D

JD59989

In VOC analysis batch V2A9721, SBMT-GWTB-02082023 had a detect for chloroform at 8.1 ug/L. The associated method blank was a non-detect for the analyte therefore all associated samples of the same group will be qualified "J+" for detects with no further qualifications needed for non-detects.

During VOC analysis, the following samples reported a low detect below the control limits with an associated CCV for 1,2,3-Trichlorobenzene. For all the primary samples in laboratory package JD59989, therefore any detects shall be qualified as "J" and non-detects as "UJ".

During VOC analysis, the following samples reported a low detect below the control limits with an associated CCV for Acetone. For all the primary samples in laboratory package JD59989, therefore any detects shall be qualified as "J" and non-detects as "UJ".

During VOC analysis, the following samples reported a low detect below the control limits with an associated CCV for Tetrachloroethene. For all the primary samples in laboratory package JD59989, therefore any detects shall be qualified as "J" and non-detects as "UJ".

In VOC analytical batch V2A9721, the matrix spike recovered above the percent recovery limits for 4-Methyl-2-pentanone (MIBK). Therefore, the associated samples within the analytical batch will be qualified as "J" for detects with no further qualification needed for non-detects.

JD60049

During VOC analysis, the following samples reported a low detect below the control limits with an associated CCV for 1,2-Dibromo-3chloropropane. For all the primary samples in laboratory package JD60049, however all the associated samples reported ND for the concerned analyte. Therefore, the associated samples will be qualified as "UJ".

During VOC analysis, the following samples reported a low detect below the control limits with an associated CCV for acetone. For all the primary samples associated with JD60049, however all the associated samples reported ND for the concerned analyte. Therefore, the following samples will be qualified as "UJ".

SVOCs by SW-846 Method 8270E

JD59989

In SVOC analysis batch OP44641, SBMT-GWFB-02082023 had a detect for phenanthrene at 0.22 ug/L. The associated method blank was a non-detect for the analyte therefore all associated samples of the same group will be qualified as "J+" for detects with no further qualifications needed for non-detects.

PCBs by SW-846 Method 8082A

JD59989

During PCB analysis, sample OP44677-BS1 reported a %D of the CCV on the first signal that exceed the method criteria of 20% for both Aroclor-1260 and Aroclor-1016. Although the lab reported from the 2nd signal, all detects should be qualified as “J” and all non-detects should be qualified as “UJ”.

Other Deficiencies:

Other deficiencies include anomalies that do not directly impact data quality and do not necessitate qualification. The section below describes the other deficiencies that were identified.

VOCs by SW-846 Method 8260D

JD59989

During VOC analysis, the following samples reported a high detect above the control limits with an associated CCV for Vinyl chloride. For all the primary samples associated with laboratory package JD59989, however all the associated samples reported ND for the concerned analyte. No further qualification is needed.

SVOCs by SW-846 Method 8270E

JD59989

During SVOC analysis, the following samples reported a high detect above the control limits with an associated CCV for Butyl benzyl phthalate. For all the primary samples associated with laboratory package JD59989, however all the associated samples reported ND for the concerned analyte. No further qualification is needed.

During SVOC analysis, the following samples reported a high detect above the control limits with an associated CCV for Di-n-octyl phthalate. For all the primary samples associated with laboratory package JD59989, however all the associated samples reported ND for the concerned analyte. No further qualification is needed.

During SVOC analysis, the following samples reported a high detect above the control limits with an associated CCV for 1,4-Dioxane. For all the primary samples associated with laboratory package JD59989, however all the associated samples reported ND for the concerned analyte. No further qualification is needed.

During SVOC analysis, the following samples reported a high detect above the control limits with an associated CCV for Benzaldehyde. For all the primary samples associated with laboratory package JD59989, however all the associated samples reported ND for the concerned analyte. No further qualification is needed.

During SVOC analysis, the following samples reported a high detect above the control limits with an associated CCV for Caprolactam. For all the primary samples associated with laboratory package JD59989, however all the associated samples reported ND for the concerned analyte. No further qualification is needed.

JD60049

During SVOC analysis, the following samples reported a high detect above the control limits with an associated CCV for Di-n-octyl phthalate. For all the primary samples associated with laboratory package JD60049, however all the associated samples reported ND for the concerned analyte. No further qualification is needed.

During SVOC analysis, the following samples reported a high detect above the control limits with an associated CCV for bis(2-Ethylhexyl)phthalate. For all the primary samples associated with laboratory package JD60049, however all the associated samples reported ND for the concerned analyte. No further qualification is needed.

During SVOC analysis, the following samples reported a high detect above the control limits with an associated CCV for Butyl benzyl phthalate. For all the primary samples associated with laboratory package JD60049, however all the associated samples reported ND for the concerned analyte. No further qualification is needed.

PFAS by Method 1633

JD59989

In PFAS analysis batch S6Q216, the instrument blank had a detect for MeFOSA, EtFOSA, MeFOSE, and EtFOSE. Since the associated samples showed non-detects for the above analysis, therefore the associated analyses will be qualified as ND at the reporting limit.

Field duplicate:

One field duplicate and parent sample pair was collected and analyzed for all parameters. For results less than 2X the RL, analytes meet the precision criteria if the absolute difference is less than ±1X the RL. For results greater than 2X the RL, analytes meet the precision criteria if the RPD is less than or equal to 30% for groundwater. The following field duplicate and parent sample pairs were compared to and met the precision criteria:

- SBMT-GWFD-02082023 and SBMT-MW01-GW01

Conclusion:

On the basis of this evaluation, the laboratory appears to have followed the specified analytical methods with the exception of errors discussed above. If a given fraction is not mentioned above, that means that all specified criteria were met for that parameter. All of the data packages met ASP Category B requirements.

All data are considered usable, as qualified. In addition, completeness, defined as the percentage of analytical results that are judged to be valid, is 100%.

Signed:

Lauren McHugh

Senior Chemist

Data Usability Summary Report
South Brooklyn Marine Terminal
Febuary 2023 Ground Water Samples
Table 1: Sample Summary

SDG	Lab Sample ID	Client Sample ID	Sample Date	Analytical Parameters
JD59989	JD59989-1	SBMT-GWFD-02082023	2/8/2023	VOCs, SVOCs, Chlroinated Pesticides, PCBs, PFAS, Total Metals
JD59989	JD59989-2	SBMT-GWTB-02082023	2/8/2023	VOCs, SVOCs, Chlroinated Pesticides, PCBs, PFAS, Total Metals
JD59989	JD59989-3	SBMT-MW07-GW01	2/8/2023	VOCs, SVOCs, Chlroinated Pesticides, PCBs, PFAS, Total Metals
JD59989	JD59989-4	SBMT-MW01-GW01	2/8/2023	VOCs, SVOCs, Chlroinated Pesticides, PCBs, PFAS, Total Metals
JD59989	JD59989-5	SBMT-GWFB-02082023	2/8/2023	VOCs, SVOCs, Chlroinated Pesticides, PCBs, PFAS, Total Metals
JD59989	JD59989-6	SBMT-MW04-GW01	2/8/2023	VOCs, SVOCs, Chlroinated Pesticides, PCBs, PFAS, Total Metals
JD60049	JD60049-1	SBMT-MW08-GW01	2/8/2023	VOCs, SVOCs, Chlroinated Pesticides, PCBs, PFAS, Total Metals
JD60049	JD60049-2	SBMT-MW02-GW01	2/8/2023	VOCs, SVOCs, Chlroinated Pesticides, PCBs, PFAS, Total Metals
JD60049	JD60049-3	SBMT-MW03-GW01	2/9/2023	VOCs, SVOCs, Chlroinated Pesticides, PCBs, PFAS, Total Metals
JD60049	JD60049-4	SBMT-MW05-GW01	2/9/2023	VOCs, SVOCs, Chlroinated Pesticides, PCBs, PFAS, Total Metals
JD60049	JD60049-5	SBMT-MW09-GW01	2/9/2023	VOCs, SVOCs, Chlroinated Pesticides, PCBs, PFAS, Total Metals
JD60049	JD60049-6	SBMT-MW10-GW01	2/9/2023	VOCs, SVOCs, Chlroinated Pesticides, PCBs, PFAS, Total Metals
JD60049	JD60049-7	SBMT-MW06-GW01	2/9/2023	VOCs, SVOCs, Chlroinated Pesticides, PCBs, PFAS, Total Metals

Data Usability Summary Report
South Brooklyn Marine Terminal
Febuary 2023 Ground Water Samples
Table 2: Validator-Applied Qualification

Client Sample ID	Analysis	Analysis Date	CAS #	Analyte	Validator Qualifier
SBMT-GWTB-02082023	Method 8260D	2/14/2023	67-66-3	Chloroform	J+
SBMT-GWFB-02082023	Method 8270E	2/14/2023	85-01-8	Phenanthrene	J+
SBMT-MW01-GW01	Method 8270E	2/14/2023	85-01-8	Phenanthrene	J+
SBMT-GWFD-02082023	Method 1633	2/14/2023	31506-32-8	MeFOSA	U
SBMT-MW07-GW01	Method 1633	2/14/2023	31506-32-8	MeFOSA	U
SBMT-MW01-GW01	Method 1633	2/14/2023	31506-32-8	MeFOSA	U
SBMT-GWFB-02082023	Method 1633	2/14/2023	31506-32-8	MeFOSA	U
SBMT-MW04-GW01	Method 1633	2/14/2023	31506-32-8	MeFOSA	U
SBMT-GWFD-02082023	Method 1633	2/14/2023	4151-50-2	EtFOSA	U
SBMT-MW07-GW01	Method 1633	2/14/2023	4151-50-2	EtFOSA	U
SBMT-MW01-GW01	Method 1633	2/14/2023	4151-50-2	EtFOSA	U
SBMT-GWFB-02082023	Method 1633	2/14/2023	4151-50-2	EtFOSA	U
SBMT-MW04-GW01	Method 1633	2/14/2023	4151-50-2	EtFOSA	U
SBMT-GWFD-02082023	Method 1633	2/14/2023	24448-09-7	MeFOSE	U
SBMT-MW07-GW01	Method 1633	2/14/2023	24448-09-7	MeFOSE	U
SBMT-MW01-GW01	Method 1633	2/14/2023	24448-09-7	MeFOSE	U
SBMT-GWFB-02082023	Method 1633	2/14/2023	24448-09-7	MeFOSE	U
SBMT-MW04-GW01	Method 1633	2/14/2023	24448-09-7	MeFOSE	U
SBMT-GWFD-02082023	Method 1633	2/14/2023	1691-99-2	EtFOSE	U
SBMT-MW07-GW01	Method 1633	2/14/2023	1691-99-2	EtFOSE	U
SBMT-MW01-GW01	Method 1633	2/14/2023	1691-99-2	EtFOSE	U
SBMT-GWFB-02082023	Method 1633	2/14/2023	1691-99-2	EtFOSE	U
SBMT-MW04-GW01	Method 1633	2/14/2023	1691-99-2	EtFOSE	U
SBMT-GWFD-02082023	Method 8260D	2/14/2023	87-61-6	1,2,3-Trichlorobenzene	UJ
SBMT-GWTB-02082023	Method 8260D	2/14/2023	87-61-6	1,2,3-Trichlorobenzene	UJ
SBMT-MW07-GW01	Method 8260D	2/14/2023	87-61-6	1,2,3-Trichlorobenzene	UJ
SBMT-MW01-GW01	Method 8260D	2/14/2023	87-61-6	1,2,3-Trichlorobenzene	UJ
SBMT-GWFB-02082023	Method 8260D	2/14/2023	87-61-6	1,2,3-Trichlorobenzene	UJ
SBMT-MW04-GW01	Method 8260D	2/14/2023	87-61-6	1,2,3-Trichlorobenzene	UJ
SBMT-GWFD-02082023	Method 8260D	2/14/2023	67-64-1	Acetone	UJ
SBMT-GWTB-02082023	Method 8260D	2/14/2023	67-64-1	Acetone	UJ
SBMT-MW07-GW01	Method 8260D	2/14/2023	67-64-1	Acetone	UJ
SBMT-MW01-GW01	Method 8260D	2/14/2023	67-64-1	Acetone	UJ
SBMT-GWFB-02082023	Method 8260D	2/14/2023	67-64-1	Acetone	UJ
SBMT-MW04-GW01	Method 8260D	2/14/2023	67-64-1	Acetone	UJ
SBMT-GWFD-02082023	Method 8260D	2/14/2023	127-18-4	Tetrachloroethene	UJ
SBMT-GWTB-02082023	Method 8260D	2/14/2023	127-18-4	Tetrachloroethene	UJ
SBMT-MW07-GW01	Method 8260D	2/14/2023	127-18-4	Tetrachloroethene	UJ
SBMT-MW01-GW01	Method 8260D	2/14/2023	127-18-4	Tetrachloroethene	UJ
SBMT-GWFB-02082023	Method 8260D	2/14/2023	127-18-4	Tetrachloroethene	UJ
SBMT-MW04-GW01	Method 8260D	2/14/2023	127-18-4	Tetrachloroethene	UJ
SBMT-MW08-GW01	Method 8260D	2/15/2023	96-12-8	1,2-Dibromo-3chloropropane	UJ
SBMT-MW02-GW01	Method 8260D	2/15/2023	96-12-8	1,2-Dibromo-3chloropropane	UJ
SBMT-MW03-GW01	Method 8260D	2/15/2023	96-12-8	1,2-Dibromo-3chloropropane	UJ
SBMT-MW05-GW01	Method 8260D	2/15/2023	96-12-8	1,2-Dibromo-3chloropropane	UJ
SBMT-MW09-GW01	Method 8260D	2/15/2023	96-12-8	1,2-Dibromo-3chloropropane	UJ
SBMT-MW10-GW01	Method 8260D	2/15/2023	96-12-8	1,2-Dibromo-3chloropropane	UJ
SBMT-MW06-GW01	Method 8260D	2/15/2023	96-12-8	1,2-Dibromo-3chloropropane	UJ
SBMT-MW08-GW01	Method 8260D	2/15/2023	67-64-1	Acetone	UJ
SBMT-MW02-GW01	Method 8260D	2/15/2023	67-64-1	Acetone	UJ
SBMT-MW03-GW01	Method 8260D	2/15/2023	67-64-1	Acetone	UJ
SBMT-MW05-GW01	Method 8260D	2/15/2023	67-64-1	Acetone	UJ
SBMT-MW09-GW01	Method 8260D	2/15/2023	67-64-1	Acetone	UJ
SBMT-MW10-GW01	Method 8260D	2/15/2023	67-64-1	Acetone	UJ
SBMT-MW06-GW01	Method 8260D	2/15/2023	67-64-1	Acetone	UJ

Data Usability Summary Report
South Brooklyn Marine Terminal
Febuary 2023 Ground Water Samples
Table 2: Validator-Applied Qualification

Client Sample ID	Analysis	Analysis Date	CAS #	Analyte	Validator Qualifier
SBMT-MW08-GW01	Method 8082	2/15/2023	11096-82-5	Aroclor 1260	UJ
SBMT-MW02-GW01	Method 8082	2/15/2023	11096-82-5	Aroclor 1260	UJ
SBMT-MW03-GW01	Method 8082	2/15/2023	11096-82-5	Aroclor 1260	UJ
SBMT-MW05-GW01	Method 8082	2/15/2023	11096-82-5	Aroclor 1260	UJ
SBMT-MW09-GW01	Method 8082	2/15/2023	11096-82-5	Aroclor 1260	UJ
SBMT-MW10-GW01	Method 8082	2/15/2023	11096-82-5	Aroclor 1260	UJ
SBMT-MW06-GW01	Method 8082	2/15/2023	11096-82-5	Aroclor 1260	UJ
SBMT-MW08-GW01	Method 8082	2/15/2023	12674-11-2	Aroclor 1016	UJ
SBMT-MW02-GW01	Method 8082	2/15/2023	12674-11-2	Aroclor 1016	UJ
SBMT-MW03-GW01	Method 8082	2/15/2023	12674-11-2	Aroclor 1016	UJ
SBMT-MW05-GW01	Method 8082	2/15/2023	12674-11-2	Aroclor 1016	UJ
SBMT-MW09-GW01	Method 8082	2/15/2023	12674-11-2	Aroclor 1016	UJ
SBMT-MW10-GW01	Method 8082	2/15/2023	12674-11-2	Aroclor 1016	UJ
SBMT-MW06-GW01	Method 8082	2/15/2023	12674-11-2	Aroclor 1016	UJ

TETRA TECH

Memo

To: Robert Cantagallo, CHMM, Senior Project Manager, Tetra Tech Inc.

From: Lauren McHugh, Senior Chemist, and Angel Guzman, Environmental Chemist, Tetra Tech Inc.

Date: 4/19/2023

Subject: South Brooklyn Marine Terminal – New York, NY

Tetra Tech Inc

Data Usability Summary Report

South Brooklyn Marine Terminal

This memorandum presents the findings of an analytical data validation from the analysis of soil samples collected in December 2022 through February 2023 by Tetra Tech Inc. at South Brooklyn Marine Terminal. The samples were analyzed by SGS North America, Inc. (NYSDOH NELAP certification # 10983) for volatile organic compounds (VOCs), semivolatile organic compounds (SVOCs), pesticides, polychlorinated biphenyls (PCBs), total metals, cyanide, total organic carbon (TOC), and per- and polyfluoroalkyl substances (PFAS) by the methods specified below.

- VOCs by SW-846 Method 8260D
- SVOCs by SW-846 Method 8270E
- Pesticides by SW-846 Method 8081B
- PCBs by SW-846 Method 8082A
- Total Metals by SW-846 Method 6010D and 7471B
- Cyanide by SW-846 Method 9012B
- TOC by Method Lloyd Kahn 1988 Modified
- PFAS by EPA Draft Method 1633

Table 1, attached, summarizes the laboratory and client sample identification numbers, sample collection dates, and analytical parameters subject to review.

Validation Overview

This data validation was performed in accordance with the following guidelines, where applicable:

- USEPA Region II Standard Operating Procedures (SOPs) for Data Validation
- USEPA Data Review and Validation Guidelines for Perfluoroalkyl Substances (PFASs) Analyzed Using EPA Method 537 (EPA 910-R-18-001, November 2018)
- USEPA Contract Laboratory Program "National Functional Guidelines for Organic Superfund Methods Data Review" (EPA 540- R-20-005, November 2020)
- USEPA Contract Laboratory Program "National Functional Guidelines for Inorganic Superfund Methods Data Review" (EPA 540- R-20-005, November 2020), and

- published analytical methodologies.

The following acronyms may be used in the discussion of data-quality issues:

%D	Percent Difference	MB	Method Blank
CCV	Continuing Calibration Verification	MDL	Method Detection Limit
FB	Field Blank	MS	Matrix Spike
FD	Field Duplicate	MSD	Matrix Spike Duplicate
ICAL	Initial Calibration	RF	Response Factor
ICV	Initial Calibration Verification	RL	Reporting Limit
ISTD	Internal Standard	RPD	Relative Percent Difference
LCL	Lower Control Limit	RSD	Relative Standard Deviation
LCS	Laboratory Control Sample	TB	Trip Blank
LCSD	Laboratory Control Sample Duplicate	UCL	Upper Control Limit

As a result of the review process, the following qualifiers may be assigned to the data in accordance with the USEPA guidelines and our best professional judgment:

R The sample results are unusable because certain criteria were not met when generating the data. The analyte may or may not be present in the sample.

J The analyte was positively identified and the associated numerical value is the approximate concentration of the analyte in the sample.

J+ The analyte was positively identified and the associated numerical value is the approximate concentration of the analyte in the sample with potential high bias.

J- The analyte was positively identified and the associated numerical value is the approximate concentration of the analyte in the sample with potential low bias.

UJ The analyte was not detected at a level greater than or equal to the reporting limit; however, the reported reporting limit is approximate and may be inaccurate or imprecise.

U The analyte was analyzed for, but was not detected at a level greater than or equal to the level of the RL or the sample concentration for results impacted by blank contamination.

NJ The analysis indicates the presence of an analyte that has been "tentatively identified" and the associated numerical value represents its approximate concentration.

If any validation qualifiers are assigned, these qualifiers should supersede any laboratory-applied qualifiers. Data that is not qualified as a result of this data validation is considered acceptable on the basis of the items specified for review. Data that is qualified as “R” are considered invalid and are not technically usable for data interpretation. Data that is otherwise qualified because of minor data-quality anomalies are usable, as qualified in Table 2 (attached).

Major Deficiencies:

Major deficiencies include those that grossly impact data quality and necessitate the rejection of results. No major deficiencies were identified.

Minor Deficiencies:

Minor deficiencies include anomalies that directly impact data quality and necessitate qualification, but do not result in unusable data. The section below describes the minor deficiencies that were identified.

VOCs by SW-846 Method 8260D

JD56873

The LCS for batch V3C7913 exhibited percent recoveries below the LCL for ethylbenzene (80%) and toluene (79%). The associated results in samples SBMT-SB-01-0709, SBMT-SB-01-1315, and SBMT-SB-02-0810 are qualified as UJ because of potential low bias.

The MS performed on sample SBMT-SB-01-1315 exhibited a percent recovery below the LCL for 1,1,2,2-tetrachloroethane (26%). The associated results in sample SBMT-SB-01-1315 are qualified as UJ because of potential low bias.

JD57043

The MB for batch V3D7802 exhibited a detection of carbon disulfide (30.4 ug/kg). The associated results in sample SBMT-SB-07-07-09 are qualified as J because of potential blank contamination.

JD59109

The MS performed on sample SBMT-CS-F-05-07 exhibited a percent recovery below the LCL for 1,1,2,2-tetrachloroethane (30%). The associated results in sample SBMT-CS-F-05-07 are qualified as UJ because of potential low bias.

SVOCs by SW-846 Method 8270E

JD56873

The MB for batch OP43617 exhibited a detection of di-n-butyl phthalate (11.6 ug/kg). The associated results are non-detect. No qualification is necessary.

JD57017

The LCS for batch OP43646 exhibited percent recoveries below the LCL for atrazine (0%), 4-chloroaniline (2%), 3,3'-dichlorobenzidine (0%), and 3-nitroaniline (6%). The associated results in sample are qualified as UJ because of potential low bias.

The LCS for batch OP43646 exhibited percent recoveries above the UCL for benzo(a)pyrene (375%), benzo(b)fluoranthene (445%), benzo(g,h,i)perylene (412%), benzo(k)fluoranthene (526%), dibenzo(a,h)anthracene (519%), di-n-octyl phthalate (514%), and indeno(1,2,3-cd)pyrene (359%). The associated results in sample are qualified as J because of potential high bias.

JD57761

The MS/MSD performed on sample SBMT-SB-28-04-06 exhibited a percent recovery below the LCL for 2,4-dinitrophenol (8%, 7%). The associated results in sample SBMT-SB-28-04-06 are qualified as UJ because of potential low bias.

JD58178

The MS/MSD performed on sample SBMT-SB-32-05-07 exhibited percent recoveries below the LCL for 2,4-dinitrophenol (0%, 6%), 4,6-dinitro-o-cresol (9%, 7%), and hexachlorocyclopentadiene (3%, 2%). The associated results in sample SBMT-SB-32-05-07 are qualified as UJ because of potential low bias.

JD58888

The LCS for batch OP44291 exhibited a percent recovery below the LCL for 1,4-dioxane (4%). The associated results in sample SBMT-CS-P-04-06, SBMT-CS-N-03-05, and SBMT-CS-M-03-05 are qualified as UJ because of potential low bias.

JD58960

The MB for batch OP44328 exhibited a detection of indeno(1,2,3-cd)pyrene (17.2 ug/kg). The associated results in sample SBMT-CS-K-03-05 and SBMT-CS-R-03-05 are qualified as U at the reporting limit because of potential blank contamination.

JD59042

The MB for batch OP44328 exhibited a detection of indeno(1,2,3-cd)pyrene (17.2 ug/kg). The associated results in sample SBMT-CS-K-03-05 and SBMT-CS-R-03-05 are qualified as U at the reporting limit because of potential blank contamination.

JD59109

The MS/MSD performed on sample SBMT-CS-F-05-07 exhibited percent recoveries below the LCL for benzaldehyde (2%, 7%), 1,4-dioxane (0%, 3%), hexachlorocyclopentadiene (9%, 6%), and hexachloroethane (8%). The associated results in sample SBMT-CS-F-05-07 are qualified as UJ because of potential low bias.

JD59158

The LCS for batch OP44381 exhibited a percent recovery below the LCL for 4-chloroaniline (7%). The associated results in sample SBMT-CS-D-07-09, SBMT-CS-E2-04-06, and SBMT-CS-E1-04-06 are qualified as UJ because of potential low bias.

JD59244

The MS performed on sample SBMT-SB-41-7.5-9.5 exhibited percent recoveries above the UCL for fluoranthene (210%) and phenanthrene (200%). The associated results in sample SBMT-SB-41-7.5-9.5 are qualified as J because of potential high bias.

Pesticides by SW-846 Method 8081B

JD56873

The MB for batch OP43621 exhibited a detection of 4,4'-DDT (2.2 ug/kg). The associated results in sample SBMT-SB-01-0709 are qualified as J because of potential blank contamination.

JD57017

The MB for batch OP43660 exhibited a detection of 4,4'-DDT (4.4 ug/kg). The associated results in samples SBMT-SB-04-13-15 and SBMT-SB-06-06-08 are qualified as J because of potential blank contamination.

JD57043

The MB for batch OP43660 exhibited a detection of 4,4'-DDT (4.4 ug/kg). The associated results in samples SBMT-SB-07-07-09 and SBMT-SB-09-08-10 are qualified as J because of potential blank contamination.

JD57412

The sample SBMT-SB-10-06-08 exhibited a RPD above the control limit between the primary and secondary GC columns for 4,4'-DDT (43.3%). The associated results are qualified as J because of potential indeterminate bias.

JD57523

The MB for batch OP43780 exhibited a detection of 4,4'-DDT (1.9 ug/kg). The associated results in sample SBMT-SB-14-13-15 are qualified as J because of potential blank contamination.

JD57610

The MB for batch OP43794 exhibited a detection of 4,4'-DDT (2.1 ug/kg). The associated results in sample SBMT-SB-17-03-05, SBMT-SB-18-05-07, and SBMT-SB-19-05-07 are qualified as J because of potential blank contamination.

The sample SBMT-SB-19-05-07 exhibited a RPD above the control limit between the primary and secondary GC columns for 4,4'-DDT (42.1%). The associated results are qualified as J because of potential indeterminate bias.

JD57650

The MB for batch OP43864 exhibited a detection of 4,4'-DDT (0.97 ug/kg). The associated results in sample SBMT-SB-21-13-15, SBMT-SB-23-05-07, and SBMT-SB-25-02-04 are qualified as J because of potential blank contamination.

The sample SBMT-SB-25-02-04 exhibited RPDs above the control limit between the primary and secondary GC columns for 4,4'-dde (45.5%), 4,4'-DDT (44.8%), endosulfan-ii (116.2%), and heptachlor epoxide (70%). The associated results are qualified as J because of potential indeterminate bias.

JD57761

The MB for batch OP43864 exhibited a detection of 4,4'-DDT (0.97 ug/kg). The associated results in samples SBMT-SB-27-08-10 and SBMT-SB-28-13-15 are qualified as J because of potential blank contamination.

The sample SBMT-SB-28-13-15 exhibited a RPD above the control limit between the primary and secondary GC columns for 4,4'-DDT (90.9%). The associated results are qualified as J because of potential indeterminate bias.

JD58136

The MB for batch OP43960 exhibited a detection of 4,4'-DDT (1.4 ug/kg). The associated results in samples SBMT-SB-29-13-15 and SBMT-SB-31-02-04 are qualified as J because of potential blank contamination.

JD58178

The MB for batch OP44026 exhibited a detection of 4,4'-DDT (8 ug/kg). The associated results in samples SBMT-SB-32-08-10, SBMT-SB-33-5.5-7.5, SBMT-SB-DUP-04, and SBMT-SB-35-05-07 are qualified as J because of potential blank contamination.

The MS/MSD performed on sample SBMT-SB-32-08-10 exhibited percent recoveries above the UCL for delta-bhc (196%), 4,4'-dde (258%), endosulfan sulfate (255%, 351%), endrin aldehyde (341%), and methoxychlor (239%). The associated results are non-detect. No qualification is necessary.

The MS/MSD performed on sample SBMT-SB-32-08-10 exhibited a percent recovery above the UCL for gamma-chlordane (296%). The associated results in sample SBMT-SB-32-08-10 are qualified as J because of potential high bias.

The sample SBMT-SB-32-08-10 exhibited RPDs above the control limit between the primary and secondary GC columns for alpha-bhc (71.3%), alpha-chlordane (66.7%), gamma-chlordane (194.8%), 4,4'-DDT (46.9%), and endosulfan-ii (68%). The associated results are qualified as J because of potential indeterminate bias.

The sample SBMT-SB-DUP-04 exhibited a RPD above the control limit between the primary and secondary GC columns for 4,4'-DDT (56.7%). The associated results are qualified as J because of potential indeterminate bias.

JD58238

The MB for batch OP44067 exhibited a detection of 4,4'-DDT (1.2 ug/kg). The associated results in samples SBMT-SB-36-13-15, SBMT-SB-DUP-05, and SBMT-SB-38-06-08 are qualified as J because of potential blank contamination.

The sample SBMT-SB-38-06-08 exhibited a RPD above the control limit between the primary and secondary GC columns for 4,4'-DDT (45.2%). The associated results are qualified as J because of potential indeterminate bias.

JD58827

The MB for batch OP44261 exhibited a detection of 4,4'-DDT (0.81 ug/kg). The associated results in sample SBMT-TP-02-3.5-5.5 are qualified as J because of potential blank contamination.

JD58888

The sample SBMT-CS-M-03-05 exhibited a RPD above the control limit between the primary and secondary GC columns for 4,4'-DDD (45.6%). The associated results are qualified as J because of potential indeterminate bias.

JD58960

The MS/MSD performed on sample SBMT-CS-G-5.5-7.5 exhibited a percent recovery below the LCL for endrin (3% and 0%). The associated results in sample SBMT-CS-G-5.5-7.5 are qualified as UJ because of potential low bias.

JD59042

The sample SBMT-CS-Q-04-06 exhibited a RPD above the control limit between the primary and secondary GC columns for 4,4'-DDT (41%). The associated results are qualified as J because of potential indeterminate bias.

JD59109

The MB for batch OP44365 exhibited a detection of 4,4'-DDT (1 ug/kg). The associated results in sample SBMT-CS-F-05-07 are qualified as J because of potential blank contamination.

JD59158

The MB for batch OP44376 exhibited a detection of 4,4'-DDT (0.69 ug/kg). The associated results in sample SBMT-CS-D-07-09 are qualified as J because of potential blank contamination.

The sample SBMT-CS-D-07-09 exhibited RPDs above the control limit between the primary and secondary GC columns for 4,4'-DDT (67.9%) and alpha-chlordane (75%). The associated results are qualified as J because of potential indeterminate bias.

JD59244

The MB for batch OP44399 exhibited a detection of 4,4'-DDT (0.67 ug/kg). The associated results in sample SBMT-SB-41-7.5-9.5 are qualified as J because of potential blank contamination.

The sample SBMT-SB-41-7.5-9.5 exhibited RPDs above the control limit between the primary and secondary GC columns for 4,4'-dde (60%) and 4,4'-DDT (99%). The associated results are qualified as J because of potential indeterminate bias.

JD59284

The MB for batch OP44411 exhibited a detection of 4,4'-ddt (2 ug/kg). The associated results in sample SBMT-SB-44-6.5-8.5 and SBMT-SB-47-08-10 are qualified as J because of potential blank contamination.

The sample SBMT-SB-44-6.5-8.5 exhibited a RPD above the control limit between the primary and secondary GC columns for 4,4'-ddt (71.8%). The associated results are qualified as J because of potential indeterminate bias.

The sample SBMT-SB-47-08-10 exhibited RPDs above the control limit between the primary and secondary GC columns for 4,4'-ddt (89.7%) and dieldrin (50%). The associated results are qualified as J because of potential indeterminate bias.

JD59391

The MB for batch OP44443 exhibited a detection of 4,4'-DDT (1.4 ug/kg). The associated results in sample SBMT-SB-49-03-05 are qualified as J because of potential blank contamination.

The sample SBMT-SB-49-03-05 exhibited a RPD above the control limit between the primary and secondary GC columns for 4,4'-DDT (87.2%). The associated results are qualified as J because of potential indeterminate bias.

JD60392

The MB for batch OP44773 exhibited a detection of 4,4'-DDT (1.5 ug/kg). The associated results in sample SBMT-SS-01-0.0-0.5, SBMT-SS-02-0.0-0.5, SBMT-SS-03-0.0-0.5, SBMT-SS-04-0.0-0.5, and SBMT-SS-DUP01 are qualified as J because of potential blank contamination.

The sample SBMT-SS-01-0.0-0.5 exhibited a RPD above the control limit between the primary and secondary GC columns for alpha-chlordane (69.4%). The associated results are qualified as J because of potential indeterminate bias.

The sample SBMT-SS-02-0.0-0.5 exhibited RPDs above the control limit between the primary and secondary GC columns for alpha-chlordane (61.4%) and dieldrin (73.8%). The associated results are qualified as J because of potential indeterminate bias.

Metals by SW-846 Method 6010D/7471B

JD57017

The MS/MSD performed on sample SBMT-SB-03-6.5-8.5 exhibited a percent recovery above the UCL for mercury (125.3%, 239.1%). The associated results in sample SBMT-SB-03-6.5-8.5 are qualified as J because of potential high bias.

JD57043

The MS/MSD performed on sample SBMT-SB-07-11-13 exhibited percent recoveries below the LCL for aluminum (48%), antimony (65.9%), and magnesium (-174.7%). The associated results in sample SBMT-SB-07-11-13 are qualified as J or UJ because of potential low bias.

JD57412

The MS/MSD performed on sample SBMT-SB-12-05-07 exhibited a percent recovery below the LCL for magnesium (-13.9%, 35.3%). The associated results in sample SBMT-SB-12-05-07 are qualified as J because of potential low bias.

The MS/MSD performed on sample SBMT-SB-12-05-07 exhibited a percent recovery above the UCL for manganese (176.9%, 149%). The associated results in sample SBMT-SB-12-05-07 are qualified as J because of potential high bias.

The MS/MSD performed on sample SBMT-SB-10-06-08 exhibited a percent recovery above the UCL for mercury (138.2%, 146.3%). The associated results in sample SBMT-SB-10-06-08 are qualified as J because of potential high bias.

JD57523

The MS/MSD performed on sample SBMT-SB-16-06-08 exhibited percent recoveries above the UCL for aluminum (148.3%, 148.3%), calcium (162.9%), and lead (125.7%). The associated results in sample SBMT-SB-16-06-08 are qualified as J because of potential high bias.

The MS/MSD performed on sample SBMT-SB-16-06-08 exhibited percent recoveries below the LCL for antimony (44.2%, 45.2%) and iron (-3.7%). The associated results in sample SBMT-SB-16-06-08 are qualified as J because of potential low bias.

JD57610

The MS/MSD performed on sample SBMT-SB-19-05-07 exhibited percent recoveries above the UCL for aluminum (199.8%, 175.2%) and potassium (126.2%). The associated results in sample SBMT-SB-19-05-07 are qualified as J because of potential high bias.

The MS/MSD performed on sample SBMT-SB-19-05-07 exhibited percent recoveries below the LCL for antimony (61.8%, 59%) and lead (-58.7%, -74.2%). The associated results in sample SBMT-SB-19-05-07 are qualified as J or UJ because of potential low bias.

The MS/MSD performed on sample SBMT-SB-19-05-07 exhibited a percent recovery above the UCL for mercury (126.8%, 156.1%). The associated results in sample are qualified as J because of potential high bias.

JD57761

The MS/MSD performed on sample SBMT-SB-28-04-06 exhibited a percent recovery above the UCL for aluminum (137.1%, 126.4%). The associated results in sample SBMT-SB-28-04-06 are qualified as J because of potential high bias.

The MS/MSD performed on sample SBMT-SB-28-04-06 exhibited a percent recovery below the LCL for antimony (51.8%, 51.8%). The associated results in sample SBMT-SB-28-04-06 are qualified as J because of potential low bias.

JD58136

The MS/MSD performed on sample SBMT-SB-30-06-08 exhibited percent recoveries below the LCL for antimony (53.5%, 52.3%) and lead (69%, 64.4%). The associated results in sample SBMT-SB-30-06-08 are qualified as J because of potential low bias.

The MS/MSD performed on sample SBMT-SB-30-06-08 exhibited a percent recovery above the UCL for aluminum (160.2%, 141.3%). The associated results in sample SBMT-SB-30-06-08 are qualified as J because of potential high bias.

JD58178

The MS/MSD performed on sample SBMT-SB-32-05-07 exhibited a percent recovery above the UCL for aluminum (154.5%, 187.4%). The associated results in sample SBMT-SB-32-05-07 are qualified as J because of potential high bias.

The MS/MSD performed on sample SBMT-SB-32-05-07 exhibited a percent recovery below the LCL for antimony (59.9%, 58.4%). The associated results in sample SBMT-SB-32-05-07 are qualified as UJ because of potential low bias.

JD58238

The MS/MSD performed on sample SBMT-SB-36-06-08 exhibited percent recoveries above the UCL for aluminum (160.8%, 182.8%), calcium (141.6%, 167.6%), and potassium (129.4%). The associated results in sample SBMT-SB-36-06-08 are qualified as J because of potential high bias.

The MS/MSD performed on sample SBMT-SB-36-06-08 exhibited a percent recovery below the LCL for antimony (52.2%, 54.9%). The associated results in sample SBMT-SB-36-06-08 are qualified as J because of potential low bias.

The MS performed on sample SBMT-SB-36-06-08 exhibited a percent recovery above the UCL for mercury (127.8%). The associated results in sample SBMT-SB-36-06-08 are qualified as J because of potential high bias.

JD58280

The MS/MSD performed on sample SBMT-SB-40-02-04 exhibited percent recoveries above the UCL for aluminum (177.7%, 197.3%), calcium (190.7%), and magnesium (128.2%). The associated results in sample SBMT-SB-40-02-04 are qualified as J because of potential high bias.

The MS/MSD performed on sample SBMT-SB-40-02-04 exhibited percent recoveries below the LCL for antimony (51.2%, 50.4%) and copper (71.5%). The associated results in sample SBMT-SB-40-02-04 are qualified as J because of potential low bias.

JD58888

The MS/MSD performed on sample SBMT-CS-M-03-05 exhibited a percent recovery above the UCL for aluminum (132.3%, 147.5%). The associated results in sample SBMT-CS-M-03-05 are qualified as J because of potential high bias.

The MS/MSD performed on sample SBMT-CS-M-03-05 exhibited percent recoveries below the LCL for antimony (60.2%, 62.6%) and manganese (70.1%). The associated results in sample SBMT-CS-M-03-05 are qualified as J or UJ because of potential low bias.

JD59042

The MS performed on sample SBMT-CS-S-04-06 exhibited a percent recovery above the UCL for aluminum (138.5%). The associated results in sample SBMT-CS-S-04-06 are qualified as J because of potential high bias.

The MS/MSD performed on sample SBMT-CS-S-04-06 exhibited percent recoveries below the LCL for antimony (53.1%, 55%) and manganese (71.9%). The associated results in sample SBMT-CS-S-04-06 are qualified as J or UJ because of potential low bias.

JD59109

The MS/MSD performed on sample SBMT-CS-B-04-06 exhibited percent recoveries above the UCL for aluminum (164.1%, 178.8%), iron (154.1%), and magnesium (128%). The associated results in sample SBMT-CS-B-04-06 are qualified as J because of potential high bias.

The MS/MSD performed on sample SBMT-CS-B-04-06 exhibited percent recoveries below the LCL for antimony (68.5%, 65.7%) and calcium (-84.6%, -95.8%). The associated results in sample SBMT-CS-B-04-06 are qualified as J or UJ because of potential low bias.

JD59391

The MS performed on sample SBMT-SB-48-08-10 exhibited a percent recovery above the UCL for mercury (194.3%). The associated results in sample SBMT-SB-48-08-10 are qualified as J because of potential high bias.

Cyanide by SW-846 Method 9012B

JD57017

The MS performed on sample SBMT-SB-03-6.5-8.5 exhibited a percent recovery below the LCL for cyanide (67.3%). The associated results in sample SBMT-SB-03-6.5-8.5 are qualified as UJ because of potential low bias.

JD57412

The MS performed on sample SBMT-SB-10-06-08 exhibited a percent recovery below the LCL for cyanide (5.2%). The associated results in sample SBMT-SB-10-06-08 are qualified as J because of potential low bias.

JD57610

The MS performed on sample SBMT-SB-19-05-07 exhibited a percent recovery below the LCL for cyanide (4.5%). The associated results in sample SBMT-SB-19-05-07 are qualified as J because of potential low bias.

JD58178

The MS performed on sample SBMT-SB-32-08-10 exhibited a percent recovery below the LCL for cyanide (69.3%). The associated results in sample SBMT-SB-32-08-10 are qualified as UJ because of potential low bias.

Other Deficiencies:

Other deficiencies include anomalies that do not directly impact data quality and do not necessitate qualification. The section below describes the other deficiencies that were identified.

VOCs by SW-846 Method 8260D

General

When the associated CCV was above the UCL and the sample results were non-detect, no qualification is necessary.

When the MS performed on a site-specific sample exhibited percent recoveries above the UCL and the associated results are non-detect, no qualification is necessary.

JD56873

The MS performed on sample SBMT-SB-01-1315 exhibited a percent recovery above the UCL for trichloroethene (167%). The associated results are non-detect. No qualification is necessary.

JD58827

The LCS for batch Y198529 exhibited a percent recovery above the UCL for chloroethane (148%). The associated results are non-detect. No qualification is necessary.

JD58888

The LCS for batch VY8683 exhibited a percent recovery above the UCL for chloroethane (148%). The associated results are non-detect. No qualification is necessary.

JD59109

The MS performed on sample SBMT-CS-F-05-07 exhibited a percent recovery above the UCL for trichloroethene (152%). The associated results are non-detect. No qualification is necessary.

SVOCs by SW-846 Method 8270E

General

When the associated CCV was above the UCL and the sample results were non-detect, no qualification is necessary.

When the LCS/LCSD exhibited a RPD above the control limit and one or both of the LCS recoveries are within control limits, no qualification is necessary due to indeterminate bias.

When the MS or MSD performed on a site-specific sample exhibited percent recoveries outside the control limits, if the other MS percent recovery was within control limits and the laboratory noted there was matrix interference, no qualification is necessary.

When the MS performed on a site-specific sample exhibited percent recoveries above the UCL and the associated results are non-detect, no qualification is necessary.

When the MS/MSD performed on site-specific sample exhibited percent recoveries outside the control limits and the associated results in the parent sample are >4X the spiked amount, no qualification is necessary.

When the MS/MSD performed on a site-specific sample exhibited RPDs above the control limit and one or both of the MS recoveries are within control limits, no qualification is necessary due to indeterminate bias.

JD59244

The MS/MSD performed on sample SBMT-SB-41-7.5-9.5 exhibited a percent recovery above the UCL for caprolactam (338%, 338%). The associated results are non-detect. No qualification is necessary.

JD59391

The LCS for batch OP44438 exhibited a percent recovery above the UCL for caprolactam (200%). The associated results are non-detect. No qualification is necessary.

Pesticides by SW-846 Method 8081B

General

When a sample exhibited a percent recovery above the UCL for the surrogate and no associated results are reported from the corresponding column, no qualification is necessary.

When the MS performed on a site-specific sample exhibited percent recoveries above the UCL and the associated results are non-detect, no qualification is necessary.

When the MS/MSD performed on a site-specific sample exhibited a RPD above the control limit and one or both of the MS recoveries are within control limits, no qualification is necessary due to indeterminate bias.

JD57412

The MS/MSD performed on sample SBMT-SB-10-06-08 exhibited percent recoveries above the UCL for aldrin (186%, 184%), alpha-bhc (168%, 163%), delta-bhc (165%, 168%), gamma-bhc (196%, 198%), endrin (225%), heptachlor (179%, 188%), heptachlor epoxide (166%, 164%), and endrin ketone (271%, 358%). The associated results are non-detect. No qualification is necessary.

JD59391

The LCS for batch OP44443 exhibited a percent recovery above the UCL for delta-bhc (157%). The associated results are non-detect. No qualification is necessary.

PCBs by SW-846 Method 8082A

General

When the MS/MSD performed on a site-specific sample exhibited a RPD above the control limit and one or both of the MS recoveries are within control limits, no qualification is necessary due to indeterminate bias.

When the samples exhibited surrogate percent recoveries above the UCL and the associated results are non-detect, no qualification is necessary.

Metals by SW-846 Method 6010D/7471B

General

When the MS and/or MSD performed on a site-specific sample exhibited percent recoveries outside the control limit, it the associated results in the parent sample are >4X the spiked amount then no qualification is necessary.

When the MS/MSD performed on a site-specific sample exhibited a RPD above the control limit and one or both of the MS recoveries are within control limits, no qualification is necessary due to indeterminate bias.

When the serial dilution or post-digestate spike performed on a site-specific sample exhibited percent differences above the control limit, if the associated result concentrations are less than 50x the MDL then no qualifications are necessary.

Cyanide by SW-846 Method 9012B

General

When the laboratory duplicate and site-specific parent sample exhibited a RPD above the control limit for cyanide and the laboratory notes that the high RPD is due to possible sample non-homogeneity, no qualification is necessary.

Field duplicate:

Seven field duplicate and parent sample pairs were collected and analyzed for all parameters. For results less than 5X the RL, analytes meet the precision criteria if the absolute difference is less than ±2X the RL. For results greater than 5X the RL, analytes meet the precision criteria if the RPD is less than or equal to 50% for soil. The following field duplicate and parent sample pairs were compared to and met the precision criteria:

- SBMT-SB-DUP-01 and SMBT-SB-08-13-15
- SBMT-SB-DUP-02 and SBMT-SB-15-13-17
- SBMT-SB-DUP-03 and SBMT-SB-26-13-15
- SBMT-SB-DUP-04 and SBMT-SB-33-13-15
- SBMT-SB-DUP-05 and SBMT-SB-37-13-15
- SBMT-SB-DUP-06 and SBMT-CS-J-04-06
- SBMT-SS-DUP01 and SBMT-SS-04-0.0-0.5

Conclusion:

On the basis of this evaluation, the laboratory appears to have followed the specified analytical methods with the exception of errors discussed above. If a given fraction is not mentioned above, that means that all specified criteria were met for that parameter. All of the data packages met ASP Category B requirements.

All data are considered usable, as qualified. In addition, completeness, defined as the percentage of analytical results that are judged to be valid, is 100%.

Signed:

Lauren McHugh

Senior Chemist

Data Usability Summary Report
South Brooklyn Marine Terminal
December 2022 through February 2022 Soil Samples
Table 1: Sample Summary

SDG	Lab Sample ID	Client Sample ID	Sample Date	Analytical Parameters
JD56873	JD56873-1	SBMT-SB-01-0709	12/8/2022	VOCs, SVOCs, Pesticides, PCBs, PFAS, Total Metals, TOC, Cyanide
JD56873	JD56873-2	SBMT-SB-01-1315	12/8/2022	VOCs, SVOCs, Pesticides, PCBs, PFAS, Total Metals, TOC, Cyanide
JD56874	JD56873-3	SBMT-SB-02-0608	12/8/2022	VOCs, SVOCs, Pesticides, PCBs, PFAS, Total Metals, TOC, Cyanide
JD56875	JD56873-4	SBMT-SB-02-0810	12/8/2022	VOCs, SVOCs, Pesticides, PCBs, PFAS, Total Metals, TOC, Cyanide
JD57017	JD57017-1	SBMT-SB-03-6.5-8.5	12/9/2022	VOCs, SVOCs, Pesticides, PCBs, PFAS, Total Metals, TOC, Cyanide
JD57017	JD57017-2	SBMT-SB-03-13-15	12/9/2022	VOCs, SVOCs, Pesticides, PCBs, PFAS, Total Metals, TOC, Cyanide
JD57017	JD57017-3	SBMT-SB-04-07-09	12/9/2022	VOCs, SVOCs, Pesticides, PCBs, PFAS, Total Metals, TOC, Cyanide
JD57017	JD57017-4	SBMT-SB-04-13-15	12/9/2022	VOCs, SVOCs, Pesticides, PCBs, PFAS, Total Metals, TOC, Cyanide
JD57017	JD57017-5	SBMT-SB-05-6.5-8.5	12/9/2022	VOCs, SVOCs, Pesticides, PCBs, PFAS, Total Metals, TOC, Cyanide
JD57017	JD57017-6	SBMT-SB-05-13-15	12/9/2022	VOCs, SVOCs, Pesticides, PCBs, PFAS, Total Metals, TOC, Cyanide
JD57017	JD57017-7	SBMT-SB-06-06-08	12/9/2022	VOCs, SVOCs, Pesticides, PCBs, PFAS, Total Metals, TOC, Cyanide
JD57017	JD57017-8	SBMT-SB-06-13-15	12/9/2022	VOCs, SVOCs, Pesticides, PCBs, PFAS, Total Metals, TOC, Cyanide
JD57043	JD57043-1	SBMT-SB-07-07-09	12/12/2022	VOCs, SVOCs, Pesticides, PCBs, PFAS, Total Metals, TOC, Cyanide
JD57043	JD57043-2	SBMT-SB-07-11-13	12/12/2022	VOCs, SVOCs, Pesticides, PCBs, PFAS, Total Metals, TOC, Cyanide
JD57043	JD57043-3	SBMT-SB-08-6.5-8.5	12/12/2022	VOCs, SVOCs, Pesticides, PCBs, PFAS, Total Metals, TOC, Cyanide
JD57043	JD57043-4	SBMT-SB-08-13-15	12/12/2022	VOCs, SVOCs, Pesticides, PCBs, PFAS, Total Metals, TOC, Cyanide
JD57043	JD57043-5	SBMT-SB-DUP-01	12/12/2022	VOCs, SVOCs, Pesticides, PCBs, PFAS, Total Metals, TOC, Cyanide
JD57043	JD57043-6	SBMT-SB-09-08-10	12/12/2022	VOCs, SVOCs, Pesticides, PCBs, PFAS, Total Metals, TOC, Cyanide
JD57043	JD57043-7	SBMT-SB-09-13-15	12/12/2022	VOCs, SVOCs, Pesticides, PCBs, PFAS, Total Metals, TOC, Cyanide
JD57412	JD57412-1	SBMT-SB-10-06-08	12/15/2022	VOCs, SVOCs, Pesticides, PCBs, PFAS, Total Metals, TOC, Cyanide
JD57412	JD57412-2	SBMT-SB-10-13-15	12/15/2022	VOCs, SVOCs, Pesticides, PCBs, PFAS, Total Metals, TOC, Cyanide
JD57412	JD57412-3	SBMT-SB-11-06-08	12/15/2022	VOCs, SVOCs, Pesticides, PCBs, PFAS, Total Metals, TOC, Cyanide
JD57412	JD57412-4	SBMT-SB-11-13-15	12/15/2022	VOCs, SVOCs, Pesticides, PCBs, PFAS, Total Metals, TOC, Cyanide
JD57412	JD57412-5	SBMT-SB-12-05-07	12/15/2022	VOCs, SVOCs, Pesticides, PCBs, PFAS, Total Metals, TOC, Cyanide
JD57412	JD57412-6	SBMT-SB-12-13-15	12/15/2022	VOCs, SVOCs, Pesticides, PCBs, PFAS, Total Metals, TOC, Cyanide
JD57523	JD57523-1	SBMT-SB-13-06-08	12/19/2022	VOCs, SVOCs, Pesticides, PCBs, PFAS, Total Metals, TOC, Cyanide
JD57523	JD57523-2	SBMT-SB-13-13-15	12/19/2022	VOCs, SVOCs, Pesticides, PCBs, PFAS, Total Metals, TOC, Cyanide
JD57523	JD57523-3	SBMT-SB-14-07-09	12/19/2022	VOCs, SVOCs, Pesticides, PCBs, PFAS, Total Metals, TOC, Cyanide
JD57523	JD57523-4	SBMT-SB-14-13-15	12/19/2022	VOCs, SVOCs, Pesticides, PCBs, PFAS, Total Metals, TOC, Cyanide
JD57523	JD57523-5	SBMT-SB-15-05-07	12/19/2022	VOCs, SVOCs, Pesticides, PCBs, PFAS, Total Metals, TOC, Cyanide
JD57523	JD57523-6	SBMT-SB-15-13-17	12/19/2022	VOCs, SVOCs, Pesticides, PCBs, PFAS, Total Metals, TOC, Cyanide
JD57523	JD57523-7	SBMT-SB-DUP-02	12/19/2022	VOCs, SVOCs, Pesticides, PCBs, PFAS, Total Metals, TOC, Cyanide
JD57523	JD57523-8	SBMT-SB-16-06-08	12/19/2022	VOCs, SVOCs, Pesticides, PCBs, PFAS, Total Metals, TOC, Cyanide
JD57523	JD57523-9	SBMT-SB-16-13-15	12/19/2022	VOCs, SVOCs, Pesticides, PCBs, PFAS, Total Metals, TOC, Cyanide
JD57610	JD57610-1	SBMT-SB-17-03-05	12/20/2022	VOCs, SVOCs, Pesticides, PCBs, PFAS, Total Metals, TOC, Cyanide
JD57610	JD57610-2	SBMT-SB-17-13-15	12/20/2022	VOCs, SVOCs, Pesticides, PCBs, PFAS, Total Metals, TOC, Cyanide
JD57610	JD57610-3	SBMT-SB-18-05-07	12/20/2022	VOCs, SVOCs, Pesticides, PCBs, PFAS, Total Metals, TOC, Cyanide
JD57610	JD57610-4	SBMT-SB-18-13-15	12/20/2022	VOCs, SVOCs, Pesticides, PCBs, PFAS, Total Metals, TOC, Cyanide
JD57610	JD57610-5	SBMT-SB-19-05-07	12/20/2022	VOCs, SVOCs, Pesticides, PCBs, PFAS, Total Metals, TOC, Cyanide
JD57610	JD57610-6	SBMT-SB-19-13-15	12/20/2022	VOCs, SVOCs, Pesticides, PCBs, PFAS, Total Metals, TOC, Cyanide
JD57610	JD57610-7	SBMT-SB-20-03-05	12/20/2022	VOCs, SVOCs, Pesticides, PCBs, PFAS, Total Metals, TOC, Cyanide
JD57610	JD57610-8	SBMT-SB-20-13-15	12/20/2022	VOCs, SVOCs, Pesticides, PCBs, PFAS, Total Metals, TOC, Cyanide
JD57650	JD57650-1	SBMT-SB-21-06-08	12/21/2022	VOCs, SVOCs, Pesticides, PCBs, PFAS, Total Metals, TOC, Cyanide
JD57650	JD57650-10	SBMT-SB-25-13-15	12/21/2022	VOCs, SVOCs, Pesticides, PCBs, PFAS, Total Metals, TOC, Cyanide
JD57650	JD57650-2	SBMT-SB-21-13-15	12/21/2022	VOCs, SVOCs, Pesticides, PCBs, PFAS, Total Metals, TOC, Cyanide
JD57650	JD57650-3	SBMT-SB-22-06-08	12/21/2022	VOCs, SVOCs, Pesticides, PCBs, PFAS, Total Metals, TOC, Cyanide
JD57650	JD57650-4	SBMT-SB-22-13-15	12/21/2022	VOCs, SVOCs, Pesticides, PCBs, PFAS, Total Metals, TOC, Cyanide
JD57650	JD57650-5	SBMT-SB-23-05-07	12/21/2022	VOCs, SVOCs, Pesticides, PCBs, PFAS, Total Metals, TOC, Cyanide
JD57650	JD57650-6	SBMT-SB-23-13-15	12/21/2022	VOCs, SVOCs, Pesticides, PCBs, PFAS, Total Metals, TOC, Cyanide
JD57650	JD57650-7	SBMT-SB-24-03-05	12/21/2022	VOCs, SVOCs, Pesticides, PCBs, PFAS, Total Metals, TOC, Cyanide
JD57650	JD57650-8	SBMT-SB-24-13-15	12/21/2022	VOCs, SVOCs, Pesticides, PCBs, PFAS, Total Metals, TOC, Cyanide
JD57650	JD57650-9	SBMT-SB-25-02-04	12/21/2022	VOCs, SVOCs, Pesticides, PCBs, PFAS, Total Metals, TOC, Cyanide
JD57761	JD57761-1	SBMT-SB-26-05-6.5	12/22/2022	VOCs, SVOCs, Pesticides, PCBs, PFAS, Total Metals, TOC, Cyanide
JD57761	JD57761-2	SBMT-SB-26-13-15	12/22/2022	VOCs, SVOCs, Pesticides, PCBs, PFAS, Total Metals, TOC, Cyanide
JD57761	JD57761-3	SBMT-SB-DUP-03	12/22/2022	VOCs, SVOCs, Pesticides, PCBs, PFAS, Total Metals, TOC, Cyanide
JD57761	JD57761-4	SBMT-SB-27-08-10	12/22/2022	VOCs, SVOCs, Pesticides, PCBs, PFAS, Total Metals, TOC, Cyanide
JD57761	JD57761-5	SBMT-SB-27-13-15	12/22/2022	VOCs, SVOCs, Pesticides, PCBs, PFAS, Total Metals, TOC, Cyanide
JD57761	JD57761-6	SBMT-SB-28-04-06	12/22/2022	VOCs, SVOCs, Pesticides, PCBs, PFAS, Total Metals, TOC, Cyanide
JD57761	JD57761-7	SBMT-SB-28-13-15	12/22/2022	VOCs, SVOCs, Pesticides, PCBs, PFAS, Total Metals, TOC, Cyanide
JD58136	JD58136-1	SBMT-SB-29-03-05	1/3/2023	VOCs, SVOCs, Pesticides, PCBs, PFAS, Total Metals, TOC, Cyanide
JD58136	JD58136-2	SBMT-SB-29-13-15	1/3/2023	VOCs, SVOCs, Pesticides, PCBs, PFAS, Total Metals, TOC, Cyanide
JD58136	JD58136-3	SBMT-SB-30-06-08	1/3/2023	VOCs, SVOCs, Pesticides, PCBs, PFAS, Total Metals, TOC, Cyanide
JD58136	JD58136-4	SBMT-SB-30-13-15	1/3/2023	VOCs, SVOCs, Pesticides, PCBs, PFAS, Total Metals, TOC, Cyanide
JD58136	JD58136-5	SBMT-SB-31-02-04	1/3/2023	VOCs, SVOCs, Pesticides, PCBs, PFAS, Total Metals, TOC, Cyanide
JD58136	JD58136-6	SBMT-SB-31-13-15	1/3/2023	VOCs, SVOCs, Pesticides, PCBs, PFAS, Total Metals, TOC, Cyanide

Data Usability Summary Report
South Brooklyn Marine Terminal
December 2022 through February 2022 Soil Samples
Table 1: Sample Summary

JD58178	JD58178-1	SBMT-SB-32-05-07	1/4/2023	VOCs, SVOCs, Pesticides, PCBs, PFAS, Total Metals, TOC, Cyanide
JD58178	JD58178-2	SBMT-SB-32-08-10	1/4/2023	VOCs, SVOCs, Pesticides, PCBs, PFAS, Total Metals, TOC, Cyanide
JD58178	JD58178-3	SBMT-SB-33-5.5-7.5	1/4/2023	VOCs, SVOCs, Pesticides, PCBs, PFAS, Total Metals, TOC, Cyanide
JD58178	JD58178-4	SBMT-SB-33-13-15	1/4/2023	VOCs, SVOCs, Pesticides, PCBs, PFAS, Total Metals, TOC, Cyanide
JD58178	JD58178-5	SBMT-SB-DUP-04	1/4/2023	VOCs, SVOCs, Pesticides, PCBs, PFAS, Total Metals, TOC, Cyanide
JD58178	JD58178-6	SBMT-SB-34-03-05	1/4/2023	VOCs, SVOCs, Pesticides, PCBs, PFAS, Total Metals, TOC, Cyanide
JD58178	JD58178-7	SBMT-SB-34-13-15	1/4/2023	VOCs, SVOCs, Pesticides, PCBs, PFAS, Total Metals, TOC, Cyanide
JD58178	JD58178-8	SBMT-SB-35-05-07	1/4/2023	VOCs, SVOCs, Pesticides, PCBs, PFAS, Total Metals, TOC, Cyanide
JD58178	JD58178-9	SBMT-SB-35-13-15	1/4/2023	VOCs, SVOCs, Pesticides, PCBs, PFAS, Total Metals, TOC, Cyanide
JD58238	JD58238-1	SBMT-SB-36-06-08	1/5/2023	VOCs, SVOCs, Pesticides, PCBs, PFAS, Total Metals, TOC, Cyanide
JD58238	JD58238-2	SBMT-SB-36-13-15	1/5/2023	VOCs, SVOCs, Pesticides, PCBs, PFAS, Total Metals, TOC, Cyanide
JD58238	JD58238-3	SBMT-SB-37-05-07	1/5/2023	VOCs, SVOCs, Pesticides, PCBs, PFAS, Total Metals, TOC, Cyanide
JD58238	JD58238-4	SBMT-SB-37-13-15	1/5/2023	VOCs, SVOCs, Pesticides, PCBs, PFAS, Total Metals, TOC, Cyanide
JD58238	JD58238-5	SBMT-SB-DUP-05	1/5/2023	VOCs, SVOCs, Pesticides, PCBs, PFAS, Total Metals, TOC, Cyanide
JD58238	JD58238-6	SBMT-SB-38-06-08	1/5/2023	VOCs, SVOCs, Pesticides, PCBs, PFAS, Total Metals, TOC, Cyanide
JD58238	JD58238-7	SBMT-SB-39-03-05	1/5/2023	VOCs, SVOCs, Pesticides, PCBs, PFAS, Total Metals, TOC, Cyanide
JD58238	JD58238-8	SBMT-SB-39-08-10	1/5/2023	VOCs, SVOCs, Pesticides, PCBs, PFAS, Total Metals, TOC, Cyanide
JD58280	JD58280-1	SBMT-SB-40-02-04	1/6/2023	VOCs, SVOCs, Pesticides, PCBs, PFAS, Total Metals, TOC, Cyanide
JD58280	JD58280-2	SBMT-SB-40-08-10	1/6/2023	VOCs, SVOCs, Pesticides, PCBs, PFAS, Total Metals, TOC, Cyanide
JD58827	JD58827-1	SBMT-TP-02-3.5-5.5	1/17/2023	VOCs, SVOCs, Pesticides, PCBs, PFAS, Total Metals, TOC, Cyanide
JD58827	JD58827-2	SBMT-TP-03-3.5-5.5	1/17/2023	VOCs, SVOCs, Pesticides, PCBs, PFAS, Total Metals, TOC, Cyanide
JD58827	JD58827-3	SBMT-TP-01-04-06	1/17/2023	VOCs, SVOCs, Pesticides, PCBs, PFAS, Total Metals, TOC, Cyanide
JD58888	JD58888-1	SBMT-CS-P-04-06	1/18/2023	VOCs, SVOCs, Pesticides, PCBs, PFAS, Total Metals, TOC, Cyanide
JD58888	JD58888-2	SBMT-CS-N-03-05	1/18/2023	VOCs, SVOCs, Pesticides, PCBs, PFAS, Total Metals, TOC, Cyanide
JD58888	JD58888-3	SBMT-CS-M-03-05	1/18/2023	VOCs, SVOCs, Pesticides, PCBs, PFAS, Total Metals, TOC, Cyanide
JD58960	JD58960-1	SBMT-CS-L-04-06	1/19/2023	VOCs, SVOCs, Pesticides, PCBs, PFAS, Total Metals, TOC, Cyanide
JD58960	JD58960-2	SBMT-CS-J-04-06	1/19/2023	VOCs, SVOCs, Pesticides, PCBs, PFAS, Total Metals, TOC, Cyanide
JD58960	JD58960-3	SBMT-SB-DUP-06	1/19/2023	VOCs, SVOCs, Pesticides, PCBs, PFAS, Total Metals, TOC, Cyanide
JD58960	JD58960-4	SBMT-CS-G-5.5-7.5	1/19/2023	VOCs, SVOCs, Pesticides, PCBs, PFAS, Total Metals, TOC, Cyanide
JD59042	JD59042-1	SBMT-CS-K-03-05	1/20/2023	VOCs, SVOCs, Pesticides, PCBs, PFAS, Total Metals, TOC, Cyanide
JD59042	JD59042-2	SBMT-CS-S-04-06	1/20/2023	VOCs, SVOCs, Pesticides, PCBs, PFAS, Total Metals, TOC, Cyanide
JD59042	JD59042-3	SBMT-CS-R-03-05	1/20/2023	VOCs, SVOCs, Pesticides, PCBs, PFAS, Total Metals, TOC, Cyanide
JD59042	JD59042-4	SBMT-CS-Q-04-06	1/20/2023	VOCs, SVOCs, Pesticides, PCBs, PFAS, Total Metals, TOC, Cyanide
JD59109	JD59109-1	SBMT-CS-F-05-07	1/23/2023	VOCs, SVOCs, Pesticides, PCBs, PFAS, Total Metals, TOC, Cyanide
JD59109	JD59109-2	SBMT-CS-A-04-06	1/23/2023	VOCs, SVOCs, Pesticides, PCBs, PFAS, Total Metals, TOC, Cyanide
JD59109	JD59109-3	SBMT-CS-B-04-06	1/23/2023	VOCs, SVOCs, Pesticides, PCBs, PFAS, Total Metals, TOC, Cyanide
JD59109	JD59109-4	SBMT-CS-C-04-06	1/23/2023	VOCs, SVOCs, Pesticides, PCBs, PFAS, Total Metals, TOC, Cyanide
JD59158	JD59158-1	SBMT-CS-D-07-09	1/24/2023	VOCs, SVOCs, Pesticides, PCBs, PFAS, Total Metals, TOC, Cyanide
JD59158	JD59158-2	SBMT-CS-E2-04-06	1/24/2023	VOCs, SVOCs, Pesticides, PCBs, PFAS, Total Metals, TOC, Cyanide
JD59158	JD59158-3	SBMT-CS-E1-04-06	1/24/2023	VOCs, SVOCs, Pesticides, PCBs, PFAS, Total Metals, TOC, Cyanide
JD59244	JD59244-1	SBMT-SB-41-7.5-9.5	1/25/2023	VOCs, SVOCs, Pesticides, PCBs, PFAS, Total Metals, TOC, Cyanide
JD59244	JD59244-2	SBMT-SB-42-03-05	1/25/2023	VOCs, SVOCs, Pesticides, PCBs, PFAS, Total Metals, TOC, Cyanide
JD59244	JD59244-3	SBMT-SB-43-06-08	1/25/2023	VOCs, SVOCs, Pesticides, PCBs, PFAS, Total Metals, TOC, Cyanide
JD59284	JD59284-1	SBMT-SB-44-6.5-8.5	1/26/2023	VOCs, SVOCs, Pesticides, PCBs, PFAS, Total Metals, TOC, Cyanide
JD59284	JD59284-2	SBMT-SB-45-7.5-9.5	1/26/2023	VOCs, SVOCs, Pesticides, PCBs, PFAS, Total Metals, TOC, Cyanide
JD59284	JD59284-3	SBMT-SB-46-7.5-9.5	1/26/2023	VOCs, SVOCs, Pesticides, PCBs, PFAS, Total Metals, TOC, Cyanide
JD59284	JD59284-4	SBMT-SB-47-08-10	1/26/2023	VOCs, SVOCs, Pesticides, PCBs, PFAS, Total Metals, TOC, Cyanide
JD59391	JD59391-1	SBMT-SB-48-08-10	1/27/2023	VOCs, SVOCs, Pesticides, PCBs, PFAS, Total Metals, TOC, Cyanide
JD59391	JD59391-2	SBMT-SB-49-03-05	1/27/2023	VOCs, SVOCs, Pesticides, PCBs, PFAS, Total Metals, TOC, Cyanide
JD59391	JD59391-3	SBMT-SB-49-13-15	1/27/2023	VOCs, SVOCs, Pesticides, PCBs, PFAS, Total Metals, TOC, Cyanide
JD59391	JD59391-4	SBMT-SB-50-03-05	1/27/2023	VOCs, SVOCs, Pesticides, PCBs, PFAS, Total Metals, TOC, Cyanide
JD59391	JD59391-5	SBMT-SB-50-13-15	1/27/2023	VOCs, SVOCs, Pesticides, PCBs, PFAS, Total Metals, TOC, Cyanide
JD60392	JD60392-1	SBMT-SS-01-0.0-0.5	2/16/2023	VOCs, SVOCs, Pesticides, PCBs, PFAS, Total Metals, TOC, Cyanide
JD60392	JD60392-2	SBMT-SS-02-0.0-0.5	2/16/2023	VOCs, SVOCs, Pesticides, PCBs, PFAS, Total Metals, TOC, Cyanide
JD60392	JD60392-3	SBMT-SS-03-0.0-0.5	2/16/2023	VOCs, SVOCs, Pesticides, PCBs, PFAS, Total Metals, TOC, Cyanide
JD60392	JD60392-4	SBMT-SS-04-0.0-0.5	2/16/2023	VOCs, SVOCs, Pesticides, PCBs, PFAS, Total Metals, TOC, Cyanide
JD60392	JD60392-5	SBMT-SS-DUP01	2/16/2023	VOCs, SVOCs, Pesticides, PCBs, PFAS, Total Metals, TOC, Cyanide

Data Usability Summary Report
South Brooklyn Marine Terminal
December 2022 through February 2023 Soil Samples
Table 2: Validator-Applied Qualification

Client Sample ID	Analysis	Analysis Date	CAS #	Analyte	Validator Qualifier
SBMT-SB-01-0709	8260D	12/19/2022	100-41-4	Ethylbenzene	UJ
SBMT-SB-01-1315	8260D	12/19/2022	100-41-4	Ethylbenzene	UJ
SBMT-SB-02-0810	8260D	12/19/2022	100-41-4	Ethylbenzene	UJ
SBMT-SB-01-0709	8260D	12/19/2022	108-88-3	Toluene	UJ
SBMT-SB-01-1315	8260D	12/19/2022	108-88-3	Toluene	UJ
SBMT-SB-02-0810	8260D	12/19/2022	108-88-3	Toluene	UJ
SBMT-SB-01-1315	8260D	12/19/2022	79-34-5	1,1,2,2-Tetrachloroethane	UJ
SBMT-SB-01-0709	8081B	12/16/2022	50-29-3	4,4'-DDT	J
SBMT-SB-03-6.5-8.5	8270E	12/22/2022	1912-24-9	Atrazine	UJ
SBMT-SB-03-6.5-8.5	8270E	12/22/2022	106-47-8	4-Chloroaniline	UJ
SBMT-SB-03-6.5-8.5	8270E	12/22/2022	91-94-1	3,3'-Dichlorobenzidine	UJ
SBMT-SB-03-6.5-8.5	8270E	12/22/2022	99-09-2	3-Nitroaniline	UJ
SBMT-SB-03-6.5-8.5	8270E	12/22/2022	50-32-8	Benzo(a)pyrene	J
SBMT-SB-03-6.5-8.5	8270E	12/22/2022	205-99-2	Benzo(b)fluoranthene	J
SBMT-SB-03-6.5-8.5	8270E	12/22/2022	191-24-2	Benzo(g,h,i)perylene	J
SBMT-SB-03-6.5-8.5	8270E	12/22/2022	207-08-9	Benzo(k)fluoranthene	J
SBMT-SB-03-6.5-8.5	8270E	12/22/2022	53-70-3	Dibenzo(a,h)anthracene	J
SBMT-SB-03-6.5-8.5	8270E	12/22/2022	193-39-5	Indeno(1,2,3-cd)pyrene	J
SBMT-SB-03-13-15	8270E	12/22/2022	1912-24-9	Atrazine	UJ
SBMT-SB-03-13-15	8270E	12/22/2022	106-47-8	4-Chloroaniline	UJ
SBMT-SB-03-13-15	8270E	12/22/2022	91-94-1	3,3'-Dichlorobenzidine	UJ
SBMT-SB-03-13-15	8270E	12/22/2022	99-09-2	3-Nitroaniline	UJ
SBMT-SB-03-13-15	8270E	12/22/2022	50-32-8	Benzo(a)pyrene	J
SBMT-SB-03-13-15	8270E	12/22/2022	205-99-2	Benzo(b)fluoranthene	J
SBMT-SB-03-13-15	8270E	12/22/2022	191-24-2	Benzo(g,h,i)perylene	J
SBMT-SB-03-13-15	8270E	12/22/2022	207-08-9	Benzo(k)fluoranthene	J
SBMT-SB-03-13-15	8270E	12/22/2022	53-70-3	Dibenzo(a,h)anthracene	J
SBMT-SB-03-13-15	8270E	12/22/2022	193-39-5	Indeno(1,2,3-cd)pyrene	J
SBMT-SB-04-07-09	8270E	12/22/2022	1912-24-9	Atrazine	UJ
SBMT-SB-04-07-09	8270E	12/22/2022	106-47-8	4-Chloroaniline	UJ
SBMT-SB-04-07-09	8270E	12/22/2022	91-94-1	3,3'-Dichlorobenzidine	UJ
SBMT-SB-04-07-09	8270E	12/22/2022	99-09-2	3-Nitroaniline	UJ
SBMT-SB-04-07-09	8270E	12/22/2022	50-32-8	Benzo(a)pyrene	J
SBMT-SB-04-07-09	8270E	12/22/2022	205-99-2	Benzo(b)fluoranthene	J
SBMT-SB-04-07-09	8270E	12/22/2022	191-24-2	Benzo(g,h,i)perylene	J
SBMT-SB-04-07-09	8270E	12/22/2022	207-08-9	Benzo(k)fluoranthene	J
SBMT-SB-04-07-09	8270E	12/22/2022	53-70-3	Dibenzo(a,h)anthracene	J
SBMT-SB-04-07-09	8270E	12/22/2022	193-39-5	Indeno(1,2,3-cd)pyrene	J
SBMT-SB-04-13-15	8270E	12/22/2022	1912-24-9	Atrazine	UJ
SBMT-SB-04-13-15	8270E	12/22/2022	106-47-8	4-Chloroaniline	UJ
SBMT-SB-04-13-15	8270E	12/22/2022	91-94-1	3,3'-Dichlorobenzidine	UJ
SBMT-SB-04-13-15	8270E	12/22/2022	99-09-2	3-Nitroaniline	UJ
SBMT-SB-04-13-15	8270E	12/22/2022	50-32-8	Benzo(a)pyrene	J
SBMT-SB-04-13-15	8270E	12/22/2022	205-99-2	Benzo(b)fluoranthene	J
SBMT-SB-04-13-15	8270E	12/22/2022	191-24-2	Benzo(g,h,i)perylene	J
SBMT-SB-04-13-15	8270E	12/22/2022	207-08-9	Benzo(k)fluoranthene	J

Data Usability Summary Report
South Brooklyn Marine Terminal
December 2022 through February 2023 Soil Samples
Table 2: Validator-Applied Qualification

Client Sample ID	Analysis	Analysis Date	CAS #	Analyte	Validator Qualifier
SBMT-SB-04-13-15	8270E	12/22/2022	53-70-3	Dibenzo(a,h)anthracene	J
SBMT-SB-04-13-15	8270E	12/22/2022	193-39-5	Indeno(1,2,3-cd)pyrene	J
SBMT-SB-05-6.5-8.5	8270E	12/22/2022	1912-24-9	Atrazine	UJ
SBMT-SB-05-6.5-8.5	8270E	12/22/2022	106-47-8	4-Chloroaniline	UJ
SBMT-SB-05-6.5-8.5	8270E	12/22/2022	91-94-1	3,3'-Dichlorobenzidine	UJ
SBMT-SB-05-6.5-8.5	8270E	12/22/2022	99-09-2	3-Nitroaniline	UJ
SBMT-SB-05-6.5-8.5	8270E	12/22/2022	50-32-8	Benzo(a)pyrene	J
SBMT-SB-05-6.5-8.5	8270E	12/22/2022	205-99-2	Benzo(b)fluoranthene	J
SBMT-SB-05-6.5-8.5	8270E	12/22/2022	191-24-2	Benzo(g,h,i)perylene	J
SBMT-SB-05-6.5-8.5	8270E	12/22/2022	207-08-9	Benzo(k)fluoranthene	J
SBMT-SB-05-6.5-8.5	8270E	12/22/2022	53-70-3	Dibenzo(a,h)anthracene	J
SBMT-SB-05-6.5-8.5	8270E	12/22/2022	193-39-5	Indeno(1,2,3-cd)pyrene	J
SBMT-SB-05-13-15	8270E	12/22/2022	1912-24-9	Atrazine	UJ
SBMT-SB-05-13-15	8270E	12/22/2022	106-47-8	4-Chloroaniline	UJ
SBMT-SB-05-13-15	8270E	12/22/2022	91-94-1	3,3'-Dichlorobenzidine	UJ
SBMT-SB-05-13-15	8270E	12/22/2022	99-09-2	3-Nitroaniline	UJ
SBMT-SB-05-13-15	8270E	12/22/2022	50-32-8	Benzo(a)pyrene	J
SBMT-SB-05-13-15	8270E	12/22/2022	205-99-2	Benzo(b)fluoranthene	J
SBMT-SB-05-13-15	8270E	12/22/2022	191-24-2	Benzo(g,h,i)perylene	J
SBMT-SB-05-13-15	8270E	12/22/2022	207-08-9	Benzo(k)fluoranthene	J
SBMT-SB-05-13-15	8270E	12/22/2022	53-70-3	Dibenzo(a,h)anthracene	J
SBMT-SB-05-13-15	8270E	12/22/2022	193-39-5	Indeno(1,2,3-cd)pyrene	J
SBMT-SB-06-06-08	8270E	12/22/2022	1912-24-9	Atrazine	UJ
SBMT-SB-06-06-08	8270E	12/22/2022	106-47-8	4-Chloroaniline	UJ
SBMT-SB-06-06-08	8270E	12/22/2022	91-94-1	3,3'-Dichlorobenzidine	UJ
SBMT-SB-06-06-08	8270E	12/22/2022	99-09-2	3-Nitroaniline	UJ
SBMT-SB-06-06-08	8270E	12/22/2022	50-32-8	Benzo(a)pyrene	J
SBMT-SB-06-06-08	8270E	12/22/2022	205-99-2	Benzo(b)fluoranthene	J
SBMT-SB-06-06-08	8270E	12/22/2022	191-24-2	Benzo(g,h,i)perylene	J
SBMT-SB-06-06-08	8270E	12/22/2022	207-08-9	Benzo(k)fluoranthene	J
SBMT-SB-06-06-08	8270E	12/22/2022	53-70-3	Dibenzo(a,h)anthracene	J
SBMT-SB-06-06-08	8270E	12/22/2022	193-39-5	Indeno(1,2,3-cd)pyrene	J
SBMT-SB-06-13-15	8270E	12/22/2022	1912-24-9	Atrazine	UJ
SBMT-SB-06-13-15	8270E	12/22/2022	106-47-8	4-Chloroaniline	UJ
SBMT-SB-06-13-15	8270E	12/22/2022	91-94-1	3,3'-Dichlorobenzidine	UJ
SBMT-SB-06-13-15	8270E	12/22/2022	99-09-2	3-Nitroaniline	UJ
SBMT-SB-06-13-15	8270E	12/22/2022	50-32-8	Benzo(a)pyrene	J
SBMT-SB-06-13-15	8270E	12/22/2022	205-99-2	Benzo(b)fluoranthene	J
SBMT-SB-06-13-15	8270E	12/22/2022	191-24-2	Benzo(g,h,i)perylene	J
SBMT-SB-06-13-15	8270E	12/22/2022	207-08-9	Benzo(k)fluoranthene	J
SBMT-SB-06-13-15	8270E	12/22/2022	53-70-3	Dibenzo(a,h)anthracene	J
SBMT-SB-06-13-15	8270E	12/22/2022	193-39-5	Indeno(1,2,3-cd)pyrene	J
SBMT-SB-04-07-09	8081B	12/17/2022	50-29-3	4,4'-DDT	J
SBMT-SB-06-06-08	8081B	12/17/2022	50-29-3	4,4'-DDT	J
SBMT-SB-03-6.5-8.5	7471B	12/14/2022	7439-97-6	Mercury	J
SBMT-SB-03-6.5-8.5	9012B	12/15/2022	57-12-5	Cyanide	UJ
SBMT-SB-07-07-09	8260D	12/21/2022	75-15-0	Carbon disulfide	J

Data Usability Summary Report
South Brooklyn Marine Terminal
December 2022 through February 2023 Soil Samples
Table 2: Validator-Applied Qualification

Client Sample ID	Analysis	Analysis Date	CAS #	Analyte	Validator Qualifier
SBMT-SB-07-07-09	8081B	12/17/2022	50-29-3	4,4'-DDT	J
SBMT-SB-09-08-10	8081B	12/17/2022	50-29-3	4,4'-DDT	J
SBMT-SB-07-11-13	6010D	12/14/2022	7429-90-5	Aluminum	J
SBMT-SB-07-11-13	6010D	12/16/2022	7440-36-0	Antimony	UJ
SBMT-SB-07-11-13	6010D	12/14/2022	7439-95-4	Magnesium	J
SBMT-SB-10-06-08	8081B	12/20/2022	50-29-3	4,4'-DDT	J
SBMT-SB-12-05-07	6010D	12/19/2022	7439-95-4	Magnesium	J
SBMT-SB-12-05-07	6010D	12/19/2022	7439-96-5	Manganese	J
SBMT-SB-12-05-07	6010D	12/19/2022	7429-90-5	Aluminum	J
SBMT-SB-12-05-07	6010D	12/19/2022	7440-50-8	Copper	J
SBMT-SB-10-06-08	9012B	12/20/2022	57-12-5	Cyanide	J
SBMT-SB-14-13-15	8081B	12/22/2022	50-29-3	4,4'-DDT	J
SBMT-SB-16-06-08	6010D	12/21/2022	7429-90-5	Aluminum	J
SBMT-SB-16-06-08	6010D	12/21/2022	7440-70-2	Calcium	J
SBMT-SB-16-06-08	6010D	12/21/2022	7439-92-1	Lead	J
SBMT-SB-16-06-08	6010D	12/21/2022	7440-36-0	Antimony	J
SBMT-SB-16-06-08	6010D	12/21/2022	7439-89-6	Iron	J
SBMT-SB-17-03-05	8081B	12/27/2022	50-29-3	4,4'-DDT	J
SBMT-SB-18-05-07	8081B	12/27/2022	50-29-3	4,4'-DDT	J
SBMT-SB-19-05-07	8081B	12/27/2022	50-29-3	4,4'-DDT	J
SBMT-SB-19-05-07	6010D	12/22/2022	7429-90-5	Aluminum	J
SBMT-SB-19-05-07	6010D	12/22/2022	7440-36-0	Antimony	UJ
SBMT-SB-19-05-07	6010D	12/22/2022	7439-92-1	Lead	J
SBMT-SB-19-05-07	6010D	12/22/2022	7440-09-7	Potassium	J
SBMT-SB-19-05-07	7471B	12/23/2022	7439-97-6	Mercury	J
SBMT-SB-19-05-07	9012B	12/23/2022	57-12-5	Cyanide	J
SBMT-SB-21-13-15	8081B	12/30/2022	50-29-3	4,4'-DDT	J
SBMT-SB-23-05-07	8081B	12/30/2022	50-29-3	4,4'-DDT	J
SBMT-SB-25-02-04	8081B	12/30/2022	50-29-3	4,4'-DDT	J
SBMT-SB-25-02-04	8081B	12/30/2022	72-55-9	4,4'-DDE	J
SBMT-SB-25-02-04	8081B	12/30/2022	33213-65-9	Endosulfan-II	J
SBMT-SB-25-02-04	8081B	12/30/2022	1024-57-3	Heptachlor epoxide	J
SBMT-SB-27-08-10	8081B	12/31/2022	50-29-3	4,4'-DDT	J
SBMT-SB-28-13-15	8081B	12/31/2022	50-29-3	4,4'-DDT	J
SBMT-SB-28-04-06	6010D	12/28/2022	7429-90-5	Aluminum	J
SBMT-SB-28-04-06	6010D	12/28/2022	7440-36-0	Antimony	J
SBMT-SB-29-13-15	8081B	1/4/2023	50-29-3	4,4'-DDT	J
SBMT-SB-31-02-04	8081B	1/4/2023	50-29-3	4,4'-DDT	J
SBMT-SB-32-05-07	8270E	1/7/2023	51-28-5	2,4-Dinitrophenol	UJ
SBMT-SB-32-05-07	8270E	1/7/2023	534-52-1	4,6-Dinitro-o-cresol	UJ
SBMT-SB-32-05-07	8270E	1/7/2023	77-47-4	Hexachlorocyclopentadiene	UJ
SBMT-SB-32-08-10	8081B	1/9/2023	50-29-3	4,4'-DDT	J
SBMT-SB-33-5.5-7.5	8081B	1/9/2023	50-29-3	4,4'-DDT	J
SBMT-SB-DUP-04	8081B	1/9/2023	50-29-3	4,4'-DDT	J
SBMT-SB-35-05-07	8081B	1/9/2023	50-29-3	4,4'-DDT	J
SBMT-SB-32-08-10	8081B	1/10/2023	5103-74-2	gamma-Chlordane	J
SBMT-SB-32-08-10	8081B	1/10/2023	319-84-6	alpha-BHC	J

Data Usability Summary Report
South Brooklyn Marine Terminal
December 2022 through February 2023 Soil Samples
Table 2: Validator-Applied Qualification

Client Sample ID	Analysis	Analysis Date	CAS #	Analyte	Validator Qualifier
SBMT-SB-32-08-10	8081B	1/10/2023	5103-71-9	alpha-Chlordane	J
SBMT-SB-32-08-10	8081B	1/10/2023	33213-65-9	Endosulfan-II	J
SBMT-SB-32-05-07	6010D	1/5/2023	7429-90-5	Aluminum	J
SBMT-SB-32-05-07	6010D	1/5/2023	7440-36-0	Antimony	UJ
SBMT-SB-32-08-10	9012B	1/5/2023	57-12-5	Cyanide	UJ
SBMT-SB-36-13-15	8081B	1/9/2023	50-29-3	4,4'-DDT	J
SBMT-SB-DUP-05	8081B	1/9/2023	50-29-3	4,4'-DDT	J
SBMT-SB-38-06-08	8081B	1/9/2023	50-29-3	4,4'-DDT	J
SBMT-SB-36-06-08	6010D	1/10/2023	7429-90-5	Aluminum	J
SBMT-SB-36-06-08	6010D	1/10/2023	7440-70-2	Calcium	J
SBMT-SB-36-06-08	6010D	1/10/2023	7440-09-7	Potassium	J
SBMT-SB-36-06-08	6010D	1/10/2023	7440-36-0	Antimony	J
SBMT-SB-36-06-08	7471B	1/9/2023	7439-97-6	Mercury	J
SBMT-SB-40-02-04	6010D	1/10/2023	7429-90-5	Aluminum	J
SBMT-SB-40-02-04	6010D	1/10/2023	7440-70-2	Calcium	J
SBMT-SB-40-02-04	6010D	1/10/2023	7439-95-4	Magnesium	J
SBMT-SB-40-02-04	6010D	1/10/2023	7440-36-0	Antimony	J
SBMT-SB-40-02-04	6010D	1/11/2023	7440-50-8	Copper	J
SBMT-TP-02-3.5-5.5	8081B	1/20/2023	50-29-3	4,4'-DDT	J
SBMT-CS-N-03-05	8081B	1/23/2023	72-54-8	4,4'-DDD	J
SBMT-CS-N-03-05	6010D	1/19/2023	7429-90-5	Aluminum	J
SBMT-CS-N-03-05	6010D	1/19/2023	7440-36-0	Antimony	UJ
SBMT-CS-N-03-05	6010D	1/19/2023	7439-96-5	Manganese	J
SBMT-CS-G-5.5-7.5	8081B	1/23/2023	72-20-8	Endrin	UJ
SBMT-CS-K-03-05	8270E	1/28/2023	193-39-5	Indeno(1,2,3-cd)pyrene	U(36)
SBMT-CS-R-03-05	8270E	1/28/2023	193-39-5	Indeno(1,2,3-cd)pyrene	U(36)
SBMT-CS-S-04-06	6010D	1/24/2023	7429-90-5	Aluminum	J
SBMT-CS-S-04-06	6010D	1/24/2023	7440-36-0	Antimony	UJ
SBMT-CS-S-04-06	6010D	1/24/2023	7439-96-5	Manganese	J
SBMT-CS-F-05-07	8260D	1/26/2023	79-34-5	1,1,2,2-Tetrachloroethane	UJ
SBMT-CS-F-05-07	8270E	1/28/2023	100-52-7	Benzaldehyde	UJ
SBMT-CS-F-05-07	8270E	1/28/2023	123-91-1	1,4-Dioxane	UJ
SBMT-CS-F-05-07	8270E	1/28/2023	77-47-4	Hexachlorocyclopentadiene	UJ
SBMT-CS-F-05-07	8270E	1/28/2023	67-72-1	Hexachloroethane	UJ
SBMT-CS-F-05-07	8081B	1/25/2023	50-29-3	4,4'-DDT	J
SBMT-CS-B-04-06	6010D	1/27/2023	7429-90-5	Aluminum	J
SBMT-CS-B-04-06	6010D	1/27/2023	7439-89-6	Iron	J
SBMT-CS-B-04-06	6010D	1/27/2023	7439-95-4	Magnesium	J
SBMT-CS-B-04-06	6010D	1/27/2023	7440-36-0	Antimony	UJ
SBMT-CS-B-04-06	6010D	1/27/2023	7440-70-2	Calcium	J
SBMT-CS-D-07-09	8081B	1/30/2023	50-29-3	4,4'-DDT	J
SBMT-CS-D-07-09	8081B	1/30/2023	5103-71-9	alpha-Chlordane	J
SBMT-SB-41-7.5-9.5	8270E	1/28/2023	206-44-0	Fluoranthene	J
SBMT-SB-41-7.5-9.5	8270E	1/28/2023	85-01-8	Phenanthrene	J
SBMT-SB-41-7.5-9.5	8081B	1/30/2023	50-29-3	4,4'-DDT	J
SBMT-SB-41-7.5-9.5	8081B	1/30/2023	72-55-9	4,4'-DDE	J

Data Usability Summary Report
South Brooklyn Marine Terminal
December 2022 through February 2023 Soil Samples
Table 2: Validator-Applied Qualification

Client Sample ID	Analysis	Analysis Date	CAS #	Analyte	Validator Qualifier
SBMT-SB-44-6.5-8.5	8081B	1/31/2023	50-29-3	4,4'-DDT	J
SBMT-SB-47-08-10	8081B	1/31/2023	50-29-3	4,4'-DDT	J
SBMT-SB-47-08-10	8081B	1/31/2023	60-57-1	Dieldrin	J
SBMT-SB-49-03-05	8081B	2/1/2023	50-29-3	4,4'-DDT	J
SBMT-SS-01-0.0-0.5	8081B	2/21/2023	50-29-3	4,4'-DDT	J
SBMT-SS-02-0.0-0.5	8081B	2/21/2023	50-29-3	4,4'-DDT	J
SBMT-SS-03-0.0-0.5	8081B	2/21/2023	50-29-3	4,4'-DDT	J
SBMT-SS-04-0.0-0.5	8081B	2/21/2023	50-29-3	4,4'-DDT	J
SBMT-SS-DUP01	8081B	2/21/2023	50-29-3	4,4'-DDT	J
SBMT-SS-01-0.0-0.5	8081B	2/21/2023	5103-71-9	alpha-Chlordane	J
SBMT-SS-02-0.0-0.5	8081B	2/21/2023	5103-71-9	alpha-Chlordane	J
SBMT-SS-02-0.0-0.5	8081B	2/21/2023	60-57-1	Dieldrin	J
SBMT-SB-28-04-06	8270E	1/3/2023	51-28-5	2,4-Dinitrophenol	UJ
SBMT-CS-P-04-06	8270E	1/23/2023	123-91-1	1,4-Dioxane	UJ
SBMT-CS-N-03-05	8270E	1/23/2023	123-91-1	1,4-Dioxane	UJ
SBMT-CS-M-03-05	8270E	1/23/2023	123-91-1	1,4-Dioxane	UJ
SBMT-CS-K-03-05	8270E	1/28/2023	193-39-5	Indeno(1,2,3-cd)pyrene	U(36)
SBMT-CS-R-03-05	8270E	1/28/2023	193-39-5	Indeno(1,2,3-cd)pyrene	U(36)
SBMT-CS-D-07-09	8270E	1/28/2023	106-47-8	4-Chloroaniline	UJ
SBMT-CS-E2-04-06	8270E	1/28/2023	106-47-8	4-Chloroaniline	UJ
SBMT-CS-E1-04-06	8270E	1/28/2023	106-47-8	4-Chloroaniline	UJ
SBMT-SB-10-06-08	7471B	12/19/2023	7439-97-6	Mercury	J
SBMT-SB-48-08-10	7471B	1/30/2023	7439-97-6	Mercury	J

APPENDIX G – Laboratory Analytical Data Packages