

<b>Project</b>	Former A&A Brake Service Site	<b>Report No.</b>	6
<b>BCP Site</b>	NYSDEC BCP SITE C224372	<b>Date</b>	6/06/2023
<b>Location</b>	558 Sackett Street	<b>File No.</b>	0206384
<b>Client</b>	Sackett Heights LLC	<b>Temperature</b>	H:79 L: 60
<b>Contractor</b>	STAR Demolition	<b>Wind Direction</b>	NW to SE 6 mph
<b>Weather</b>	Overcast	<b>Personnel on Site</b>	Eddy Nunez
<b>Humidity</b>	49%	<b>Time on Site</b>	7:30-14:15

Haley & Aldrich of New York (Haley & Aldrich) was present to document implementation of the NYSDEC-Approved Remedial Investigation Work Plan (RIWP) dated March 2023. Site observations are summarized below.

## Daily Observations:

- Contractor continued demolition on first floor of site.
- Air Quality Alert in New York City

## CAMP Activities:

- Air monitoring was performed at one upwind and one downwind location during demolition activities. No 15-minute average concentration of volatiles organic compounds (VOCs) or particulate 15-minute average concentration of matter smaller than 10 microns in diameter (PM10) exceeded the action levels. No visible dust was observed leaving the site perimeter.
- Due to the poor air quality conditions (Air Quality Alert in New York City), particulate readings were observed higher than previous days from the start to end of demolition activities. Exceedances were not observed when comparing downwind monitoring readings to upwind monitoring readings and no visible dust was observed throughout the day.

## Activities Planned for Coming Week:

- Continued demolition of the site.

**Site Photographs:**

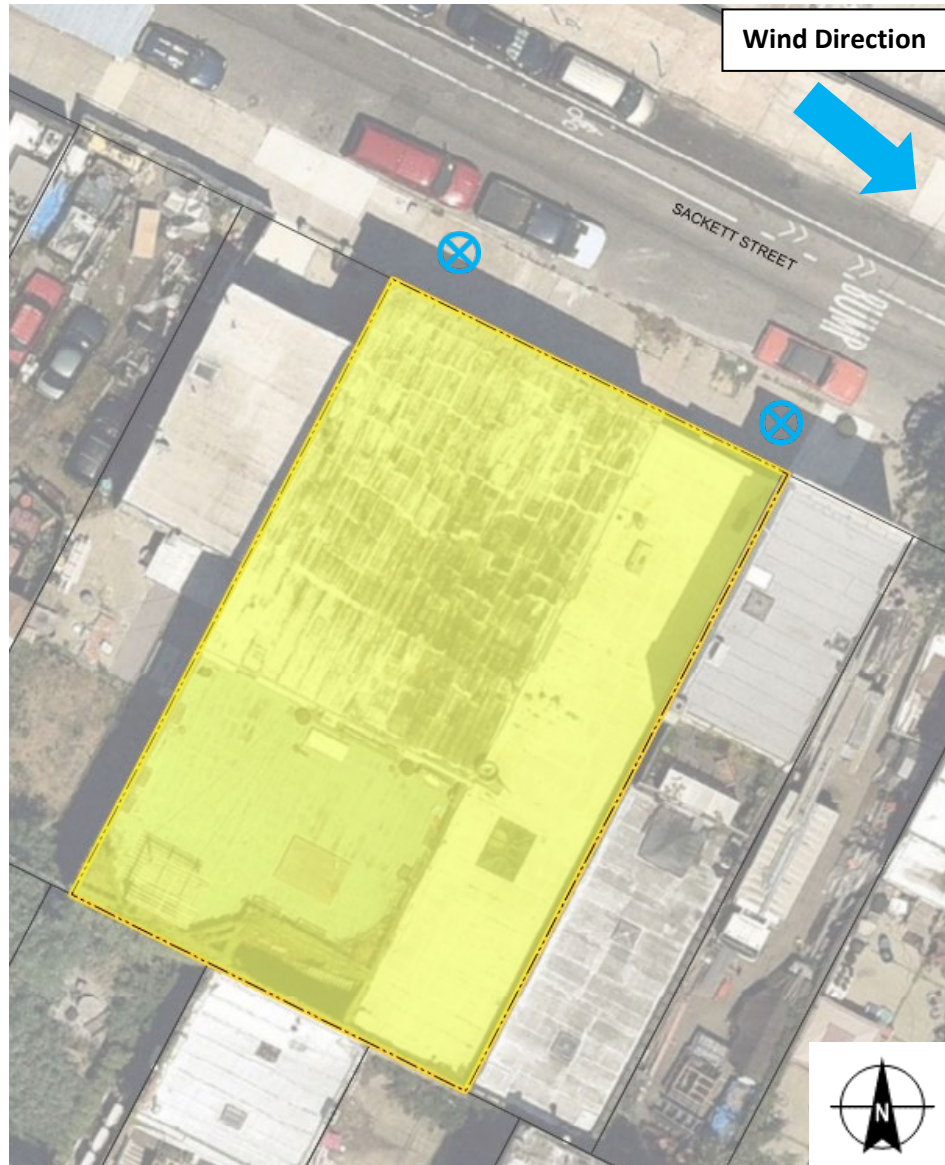


Photo 1: View of site exterior and CAMP setup, facing east.





Photo 2: View of exterior demolition, facing south.

Site Plan:



**LEGEND:**

-  Area of work
-  CAMP Station

**558 Sackett Street, Brooklyn, NY**  
**BCP Site C224372**  
**Air Monitoring Log**

Date: 6/6/2023  
 Personnel: Eddy Nunez  
 Weather: 60-79 deg F, Sunny  
 Humidity: 49%  
 Wind Direction: NW to SE 6mph

Particulate Background (mcg/m3): 0.085  
 PID Background (ppm): 0

Site Map:



**N**



Time	Particulate		VOCs		Notes	
	Upwind (mcg/m3)	Downwind (mcg/m3)	Upwind (ppm)	Downwind (ppm)	Odors (y/n)	Activities/Additional Monitoring
630						
645						
700						
715						
730	0.094	0.085	0	0	n	Elevated particulate readings observed throughout the day due to poor air quality conditions (Air Quality Alert for New York City)
745	0.09	0.09	0	0	n	
800	0.111	0.105	0	0	n	
815	0.13	0.123	0	0	n	
830	0.132	0.123	0	0	n	
845	0.135	0.125	0	0	n	
900	0.138	0.128	0	0	n	
915	0.142	0.13	0	0	n	
930	0.138	0.135	0	0	n	
945	0.13	0.126	0	0	n	
1000	0.128	0.127	0	0	n	
1015	0.129	0.125	0	0	n	
1030	0.126	0.125	0	0	n	
1045	0.125	0.125	0	0	n	

**558 Sackett Street, Brooklyn, NY**  
**BCP Site C224372**  
**Air Monitoring Log**

	Particulate		VOCs		Notes	
Time	Upwind (mcg/m3)	Downwind (mcg/m3)	Upwind (ppm)	Downwind (ppm)		
1100	0.124	0.126	0	0	n	
1115	0.13	0.135	0	0	n	
1130	0.133	0.137	0	0	n	
1145	0.136	0.143	0	0	n	
1200	0.138	0.14	0	0	n	
1215	0.14	0.136	0	0	n	
1230	0.145	0.14	0	0	n	
1245	0.15	0.145	0	0	n	
1300	0.148	0.145	0	0	n	
1315	0.16	0.155	0	0	n	
1330	0.158	0.153	0	0	n	
1345	0.15	0.152	0	0	n	
1400	0.151	0.148	0	0	n	
1430						
1445						
1500						
1515						
1530						
1545						
1600						
1615						
1630						
1645						
1700						
1715						
1730						
1745						
1800						
1815						
1830						
1845						