www.haleyaldrich.com

REMEDIAL INVESTIGATION REPORT

151-169 THIRD AVENUE
BROOKLYN, NEW YORK
BLOCK 401, LOT 1

Prepared by
Haley & Aldrich of New York
237 West 35th Street
New York, New York 10123

Prepared for

NYC Office of Environmental Remediation
100 Gold Street, 2nd Floor
New York, NY 10038

159 Third Residence LLC
199 Lee Avenue, Suite 777
Brooklyn, NY 11211

Date: March 2022

OER Project Number: 22TMP0792K, 22EHAN179K

File No. 0204090
February 2022

Table of Contents

EXECUTIVE SUMMARY **1**

1.0 SITE BACKGROUND **5**

1.1 Site Location and Current Usage 6
1.2 Proposed Redevelopment Plan 6
1.3 Description of Surrounding Property 6

2.0 SITE HISTORY **8**

2.1 Past Uses and Ownership 8
2.2 Previous Investigations 8
2.3 Site Inspection 9
2.4 Areas of Concern 9

3.0 PROJECT MANAGEMENT **10**

3.1 Project Organization 10
3.2 Health and Safety 10
3.3 Materials Management 10

4.0 REMEDIAL INVESTIGATION ACTIVITIES **11**

4.1 Geophysical Investigation 11
4.2 Borings and Monitoring Wells 11
4.3 Sample Collection and Chemical Analysis 12

5.0 ENVIRONMENTAL EVALUATION **15**

5.1 Geological and Hydrogeological Conditions 15
5.2 Soil Chemistry 15
5.3 Groundwater Chemistry 16
5.4 Soil Vapor Chemistry 17
5.5 Prior Activity 18
5.6 Impediments to Remedial Action 18

Figures

Figure 1 – Project Locus Site Map

Figure 2 – Site Plan

Figure 3 – Redevelopment Plan

Figure 4 – Surrounding Land Use Map

Figure 5 – Soil Results Exceedance Map

Figure 6 – Groundwater Results Exceedance Map

Figure 7 – Soil Vapor Results Detections Map

Figure 8 – Groundwater Contour Map

Tables

Table 1a – Volatile Organic Compounds Analytical Results in Soil

Table 1b – Semi-Volatile Organic Compounds Analytical Results in Soil

Table 1c – Metals Analytical Results in Soil

Table 1d – Pesticides and Polychlorinated Biphenyl Analytical Results in Soil

Table 1e – Emerging Contaminants Analytical Results in Soil

Table 2a – Volatile Organic Compounds Analytical Results in Groundwater

Table 2b – Semi-Volatile Organic Compounds Analytical Results in Groundwater

Table 2c – Metals Analytical Results in Groundwater

Table 2d – Pesticides and Polychlorinated Biphenyl Analytical Results in Groundwater

Table 2e – Emerging Contaminants Results in Groundwater

Table 3 – Soil Vapor Analytical Results

Appendices

Appendix A – Ground Penetrating Radar Findings Report

Appendix B – Soil Boring Logs

Appendix C – Groundwater Purge Logs

Appendix D – Soil Vapor Logs

Appendix E – Laboratory Data Deliverables

Appendix F – Health & Safety Plan

Acronyms and Abbreviations

AOC	Area of Concern
CAMP	Community Air Monitoring Plan
COC	Contaminant of Concern
CPP	Citizen Participation Plan
CSM	Conceptual Site Model
DER-10	New York State Department of Environmental Conservation Technical Guide 10
FID	Flame Ionization Detector
GPS	Global Positioning System
HASP	Health and Safety Plan
HAZWOPER	Hazardous Waste Operations and Emergency Response
IRM	Interim Remedial Measure
NAPL	Non-aqueous Phase Liquid
NYC VCP	New York City Voluntary Cleanup Program
NYC DOHMH	New York City Department of Health and Mental Hygiene
NYC OER	New York City Office of Environmental Remediation
NYS DOH ELAP	New York State Department of Health Environmental Laboratory Accreditation Program
OSHA	Occupational Safety and Health Administration
PID	Photoionization Detector
QEP	Qualified Environmental Professional
RI	Remedial Investigation
RIR	Remedial Investigation Report
SCO	Soil Cleanup Objective
SPEED	Searchable Property Environmental Electronic Database

CERTIFICATION

I, Mari C. Conlon, am a Qualified Environmental Professional, as defined in RCNY § 43-1402(ar). I have primary direct responsibility for implementation of the Remedial Investigation for the 151-169 Third Avenue Site, (NYC OER Site 22EHAN179K. I am responsible for the content of this Remedial Investigation Report (RIR), have reviewed its contents and certify that this RIR is accurate to the best of my knowledge and contains all available environmental information and data regarding the property.

Mari C. Conlon	03/09/2022	Mari Cate Conlon
Qualified Environmental Professional	Date	Signature

EXECUTIVE SUMMARY

The Remedial Investigation Report (RIR) provides sufficient information for establishment of remedial action objectives, evaluation of remedial action alternatives, and selection of a remedy pursuant to RCNY§ 43-1407(f). The Limited Phase II Environmental Site Investigation (ESI) and Remedial Investigation (RI) described in this document is consistent with applicable guidance.

Site Location and Current Usage

The Site is located at 169 Third Avenue in the Gowanus neighborhood in Brooklyn, New York and is identified as Block 407 and Lot 1 on the New York City Tax Map. Figure 1 shows the Site location. The Site is 11,800-square feet and is bounded by a commercial building and a multi-family residential building to the east. A map of the Site boundary is shown in Figure 2. Currently, the Site is used by BP Gas Station. The northern portion of the Site was occupied by Baltic Street Car Wash and Auto Detailing operation, which ceased operations in December 2021. The Site is improved with a one-story car wash building, a one-story office/storefront and three pump islands associated with the gas station. The remainder of the Site is paved and used for ingress/egress and parking.

Summary of Proposed Redevelopment Plan

Although the future development plans are in the preliminary design phases, the proposed development will consist of constructing a new mixed-use (residential and commercial) 11-story building with an affordable housing component which is anticipated to be pursuant to 421-a. The new development is anticipated to include a one level cellar requiring remedial excavations extending up to approximately 14 feet below ground surface (ft bgs) and an elevator pit requiring localized excavation (200 square feet [sq ft]) extending to approximately 18 ft bgs. The cellar level will be utilized for recreation lounge, storage unit, refusal room, and bathroom. The first floor will be used for building lobby, residential unit and a 1,500 sq ft open courtyard. Layout of the proposed site development is presented in Figure 3. The current zoning designation is M1-4/R7X. The proposed use is consistent with existing zoning for the property.

Summary of Past Uses of Site and Areas of Concern

The Site was initially developed in the 1920s with multiple 4-story commercial stores. By 1978, a car wash was constructed on the northern portion of the Site. The Site has operated as a gasoline service station, auto rental, and car wash since the 1970s and currently has two operational 4,000-gallon gasoline underground storage tanks, which were installed in 1972. The Site also reportedly has a 550-gallon tank installed in 1974 and closed-removed in 1997. There are three previously closed spill cases reported for the Site including two that were reportedly the result of failed tank tightness testing and a third case pertaining to and handled under an open spill case for the property across 3rd Avenue.

Summary of the Work Performed under the Limited Phase II ESI and Remedial Investigation

Haley & Aldrich of New York, on behalf of 159 Third Residence LLC, performed the following scope of work in the Limited Phase II ESI performed in December 2021 and Remedial Investigation performed in January 2022:

1. Conducted a Site inspection to identify AOCs and physical obstructions (i.e. structures, buildings, etc.);
2. In December 2021, installed seven (7) test soil borings across the entire and collected seven (7) soil samples for chemical analysis. In January 2022, installed seven (7) test soil borings across the entire Site and collected fifteen (15) soil samples for chemical analysis from the seven (7) test soil borings to evaluate soil quality.
3. In December 2021, collected one (1) groundwater sample for VOCs and SVOCs chemical analysis from the existing monitoring well MW-1. In January 2022, installed three (3) one-inch-diameter temporary groundwater monitoring wells and collected four (3) groundwater samples for VOCs, SVOCs, pesticides, PCBs, total metals, dissolved metals, and emerging contaminants. Additionally, one (1) groundwater sample was collected for pesticides, PCBs, total metals, dissolved metals, and emerging contaminants from MW-1 to fill the data gap in December 2021 sampling event.
4. In December 2021, installed three (3) temporary soil vapor points near the potential underground storage tank area and collected three (3) soil vapor samples for chemical analysis. In January 2022, installed six (6) temporary soil vapor points around Site perimeter and collected five (5) soil vapor/sub-slab samples for chemical analysis.

Summary of Environmental Findings

1. Elevation of the property is approximately 21 feet (NAVD88).
2. Depth to groundwater ranges from 14.10 to 16.39 feet below grade surface at the Site.
3. Groundwater flow is generally from north/northwesterly to south/southeasterly beneath the Site.
4. Depth to bedrock is expected to be greater than 100 feet at the Site.
5. The stratigraphy of the Site, from the surface down, consists of approximately 8-10 feet of urban fill material, comprised of brown to dark brown coarse to medium to fine sand with varying amounts of gravel, concrete brick, asphalt, and silt, underlain by a potential native layer consisting of brown fine silty sand. Certain borings (SB-3 and SB-5) showed evidence of fill material extending to 15 to 20 ft bgs however shallow material cave-in and carry-over may have contributed to these observations.
6. Soil/fill samples were compared to NYSDEC 6NYCRR Part 375 Unrestricted Use Soil Cleanup Objectives (UUSCOs) and Restricted Soil Cleanup Objectives (RRSCOs). Soil/fill samples collected during the Limited Phase II ESI and RI showed:
    - Petroleum related VOCs were detected above UUSCOs but below RRSCOs in B-4 from 13 to 15 ft bgs including benzene (0.56 mg/kg), toluene (1.4 mg/kg), total xylenes (1.6 mg/kg) and n-propylbenzene (9.5 mg/kg). VOCs were not detected above UUSCOs and RRSCOs in any other samples.
    - Seven (7) semi-volatile organic compounds (SVOC), benzo(a)anthracene (maximum 8.9 mg/kg in SB-1 at 0-2'), beno(a)pyrene (maximum 9.2 mg/kg in SB-

1 at 0-2'), benzo(b)fluoranthene (maximum 12 mg/kg in SB-1 at 0-2'), benzo(k)fluoranthene (maximum 4 mg/kg in SB-1 at 0-2'), chrysene (maximum 8.9 mg/kg in SB-1 at 0-2'), dibenzo(a,h)anthracene (maximum 2 mg/kg in SB-1 at 0-2'), and indeno(1,2,3-cd)pyrene (maximum 7.5 mg/kg in SB-1 at 0-2') above RRSCOs. One SVOC, 3-methylphenol/4-methylphenol was detected above the UUSCO at 0.64 mg/kg from 12-14 ft bgs in SB-7.

- Total PCBs was detected exceeding UUSCO at 0.103 mg/kg from 0-2 ft bgs in SB-1. PCBs were not detected above UUSCOs or RRSCOs in any other sample.
- Six (6) metals, arsenic (18.5 mg/kg in SB-7 at 12-14'), barium (479 mg/kg in B-1 at 1'-3'), copper (maximum 490 mg/kg in SB-7 at 12-14'), lead (maximum 5,930 mg/kg in B-7 at 2-4'), mercury (maximum 10.1 mg/kg in SB-7 at 12-14'), and nickel (maximum 44.4 mg/kg in B-1 at 1'-3') were detected above both UUSCOs and RRSCOs. Two (2) metals, selenium (maximum 8.68 mg/kg in SB-7 at 12-14') and zinc (maximum 936 mg/kg at in SB-7 at 12-14') were detected above the UUSCO only.
- Four (4) pesticides, 4'4'-DDD (maximum 0.0906 mg/kg in SB-7 at 0-2'), 4'4'-DDE (maximum 0.0419 mg/kg in SB-7 at 0-2'), 4'4'-DDT (maximum 0.0945 mg/kg in SB-7 at 0-2'), and dieldrin (maximum 0.0204 mg/kg in SB-7 at 0-2') were detected above the UUSCOs but below the RRSCOs.
- One soil sample, SB-2 (0-2'), was further analyzed for the emerging contaminants. Four compounds, including Perfluoroheptanoic Acid (estimated concentration of 0.051 ng/g), Perfluorooctanesulfonic Acid (estimated concentration of 0.145 ng/g), Perfluorooctanoic Acid (concentration of 0.754 ng/g), and Perfluorotetradecanoic Acid (estimated concentration of 0.111 ng/g), were identified above detection limits. Total PFOA/PFAS was detected at an estimated concentration of 0.899 ng/g. No other PFOA/PFAS were identified above detection limits.
- Exceedances of UUSCOs and RRSCOs were detected in both shallow and deep soil samples.

7. Groundwater analytical results were compared to the NYSDEC Division of Water Technical and Operational Guidance (TOGS) Series 1.1.1 Ambient Water Quality Standards (AWQS). Groundwater samples collected during the Limited Phase II ESI and RI showed:
    - VOCs were not detected above AWQS in any sample.
    - Seven (7) SVOCs, benzo(a)anthracene (maximum 0.04 µg/L) , benzo(a)pyrene (maximum at an estimated 0.03 µg/L), benzo(b)fluoranthene (maximum at an estimated 0.05 µg/L), benzo(g,h,i)perylene (maximum at an estimated 0.02

µg/L), hexachloroethane (maximum 0.03 µg/L), and indeno(1,2,3-cd)pyrene (0.01 µg/L) were detected above the AWQS in MW-1 (sampled in December 2021), TW-1, and TW-3. No other SVOCs were detected above the AWQS in any other groundwater sample.

- Five total metals, arsenic (27.1 µg/L), iron (maximum 22,700 µg/L, lead (maximum 1,325 µg/L), manganese (maximum 1,002 µg/L), mercury (1 µg/L), and sodium (maximum 279,000 µg/L), were detected above the AWQS in MW-1 (1/19/2022) and TW-1 through TW-3 (1/19/2022). No other metals were detected above the AWQS in any other groundwater samples.
- Three dissolved metals, iron (567 µg/L), manganese (maximum 786.4 µg/L), and sodium (maximum 350,000 µg/L), were detected above the AWQS in MW-1 (12/1/2021), TW-1 (1/19/2022), and TW-3 (1/19/2022). No other dissolved metals were detected above the AWQS in any other groundwater sample.
- PCBs were not detected above the AWQS in any groundwater sample.
- Pesticides were not detected in any groundwater sample.
- Four groundwater samples were analyzed for 1,4-dioxane, none of which were detected above the laboratory detection limit of 1 µg/L.
- One (1) per- and polyfluoroalkyl substances (PFAS), perfluorooctanoic acid (PFOA), was detected above the NYDEC target limit of 10 ng/l at 14.4 ng/l in TW-2. Eighteen (18) PFOA/PFOS, including 1H,1H,2H,2H-Perfluorooctanesulfonic Acid (maximum 3.26 ng/l in TW-3), N-Ethyl Perfluorooctanesulfonamidoacetic Acid (0.342 ng/l in TW-2), N-Methyl Perfluorooctanesulfonamidoacetic Acid (0.39 ng/l in TW-2), Perfluorobutanesulfonic Acid (maximum 0.537 ng/l in TW-2), Perfluorobutanoic Acid (maximum 1.04 ng/l in MW-1), Perfluorodecanesulfonic Acid (0.14 ng/l in TW-2), Perfluorodecanoic Acid (maximum 0.857 ng/l in MW-1), Perfluorododecanoic Acid (0.211 ng/l in TW-2), Perfluoroheptanesulfonic Acid (0.0918 ng/l in TW-1), Perfluoroheptanoic Acid (maximum 1.59 ng/l in TW-2), Perfluorohexanesulfonic Acid (maximum 0.562 ng/l in TW-2), Perfluorohexanoic Acid (maximum 2.18 ng/l in MW-1), Perfluorononanoic Acid (maximum 0.736 ng/l in MW-1), Perfluorooctanesulfonic Acid (maximum 8.63 ng/l in TW-3), Perfluoropentanoic Acid (maximum 2.89 ng/l in MW-1), Perfluorotetradecanoic Acid (maximum 0.174 ng/l in TW-2), Perfluorotridecanoic Acid (0.174 ng/l in TW-2), and Perfluoroundecanoic Acid (maximum 0.142 ng/l in TW-2) were identified above detection limits. No other PFOA/PFAS were identified above detection limits.

8. Soil vapor samples collected during the Limited Phase II ESI and RI show:

   - The RI performed in January 2021 detected petroleum related VOCs and chlorinated VOCs:

     - The chlorinated VOCs, 1,1,1-trichloroethane (1,1,1-TCA), tetrachloroethene (PCE), trichloroethene (TCE), carbon tetrachloride, 1,1-dichloroethene, cis-1,2-dichloroethene, and vinyl chlorine were not detected in the majority of soil vapor samples. PCE was detected in SV-1 (14.5 µg/m^3), SV-4 (6.85 µg/m^3) and SV-6 (4.15 µg/m^3). TCE was detected in SV-4 (1.38 µg/m^3).

     - The total concentration of BTEX ranged from non-detect in SV-2 to 23.45 µg/m^3 in SV-6. Individual BTEX compounds detected include benzene (maximum of 13.7 µg/m^3 in SV-6), toluene (maximum of 6.29 µg/m^3 in SV-6), p/m-xylene (2.34 µg/m^3 in SV-6), and o-xylene (1.12 µg/m^3 in SV-6).

     - Total VOCs ranged from 58.754 µg/m^3 in SV-5 to 3,189.51 µg/m^3 in SV-2. The non-target petroleum related compound 2,2,4-tremethypentane was reported a detection of 3,160 µg/m^3 in SV-2.

     - Elevated method detection limits were reported in soil vapor samples. While soil vapor samples were run for SIM analysis in order to achieve the lowest possible detection limits, interference from target compounds required the laboratory to dilute the samples in order to run on the instrumentation. Upon discussion with the air analysis group at Alpha Analytical Inc. (Alpha) the explanation for elevated detection limits is because target compounds cannot be ignored by their instrumentation and dilution is required to allow for a compliant analysis and in order to not saturate the instrumentation detector nor cause carryover and instrument contamination.

   - The Limited Phase II Environmental Site Investigation (ESI) performed in December 2021 detected elevated petroleum-related VOCs.

     - Total BTEX concentrations were ranged from non-detect in SV-1 to 28,000 µg/m^3 in SV-2. The non-target petroleum related compound 2,2,4-tremethypentane was detected from 30,900 µg/m^3 in SV-3 and 3,260,000 µg/m^3 in SV-2. Total VOCs were ranged from 5,168,000 µg/m3 in SV-2 and 402,000 µg/m^3 in SV-1.

       Elevated detection limits were encountered during this Limited Phase II ESI because non-target compounds were detected which cannot be ignored by laboratory instrumentation and dilution is required to allow for a compliant analysis and in order to not saturate the instrumentation detector nor cause carryover and instrument contamination.

1.0 SITE BACKGROUND

159 Third Residence LLC is evaluating enrolling the New York City Voluntary Cleanup Program (NYC VCP) and to investigate and remediate a 11,800-acre Site located at 151-169 Third Avenue in the Gowanus neighborhood of Brooklyn, New York. Residential use with an affordable housing component is proposed for the property. The Limited Phase II ESI were performed between 01 and 06 December 2021. The RI work was performed between 18 and 19 January 2022. This RIR summarizes the nature and extent of contamination and provides sufficient information for establishment of remedial action objectives, evaluation of remedial action alternatives, and selection of a remedy that is protective of human health and the environment consistent with the use of the property pursuant to RCNY§ 43-1407(f).

1.1 SITE LOCATION AND CURRENT USAGE

The Site is located at 151-169 Third Avenue in the Gowanus neighborhood in Brooklyn, New York and is identified as Block 407 and Lot 1 on the New York City Tax Map. Figure 1 shows the Site location. The Site is 11,800-square feet and is bounded by a commercial building and a multi-family residential building to the east. A map of the Site boundary is shown in Figure 2. Currently, the Site is used by BP Gas Station. The northern portion of the Site was occupied by Baltic Street Car Wash and Auto Detailing operation, which ceased operations in December 2021. The Site is improved with a one-story car wash building, a one-story office/storefront and three pump islands associated with the gas station. The remainder of the Site is paved and used for ingress/egress and parking.

1.2 PROPOSED REDEVELOPMENT PLAN

Although the future development plans are in the preliminary design phases, the proposed development will consist of constructing a new mixed-use (residential and commercial) 11-story building with an affordable housing component which is anticipated to be pursuant to 421-a. The new development is anticipated to include a one level cellar requiring remedial excavations extending up to approximately 14 feet below ground surface (ft bgs) and an elevator pit requiring localized excavation (200 square feet [sq ft]) extending to approximately 18 ft bgs. The cellar level will be utilized for recreation lounge, storage unit, refusal room, and bathroom. The first floor will be used for building lobby, residential unit and a 1,500 sq ft open courtyard. Layout of the proposed site development is presented in Figure 3. The current zoning designation is M1-4/R7X. The proposed use is consistent with existing zoning for the property.

1.3 DESCRIPTION OF SURROUNDING PROPERTY

The Site is located within an urban area characterized by low-rise commercial, industrial, and residential buildings. Figure 4 shows the surrounding land usage.

Direction	Adjacent Property	Surrounding Property
North	Baltic Street followed by a multi-family residential building.	Residential buildings.

South	Butler Street followed by a hotel.	Mixed-use commercial and office buildings.
East	Residential building followed by a self-storage warehouse.	Residential and mixed-use industrial and manufacturing.
West	Third Avenue followed by a glass manufacturer.	Mixed-use industrial and manufacturing.

One day care, Alonzo A Daughtry Day Care Center, is located at 545 Baltic Street, #1704, approximately 459 feet to the northeast of the Site. One public park, Thomas Greene Playground, is located at 225 Nevins Street approximately 1056 feet to the southwest of the Site. A school, P.S. 133 William A. Butler School, is located at 610 Baltic Street approximately 1,056 feet east of the Site. A hospital, New York-Presbyterian Brooklyn Methodist Hospital – Degraw Street Pediatrics is located at 621 Degraw Street approximately 1056 feet southeast of the Site. A health care facility, Fresnius Kidney Care, is located at 595 Degraw Street approximately 250 feet southwest of the Site. Figure 4 shows the surrounding land usage.

2.0 SITE HISTORY

2.1 PAST USES AND OWNERSHIP

The Site was initially developed in the 1920s with multiple 4-story commercial stores. By 1978 a car wash was constructed on the northern portion of the Site. The Site has operated as a gasoline service station, auto rental and car wash since the 1970s and currently has two operational 4,000-gallon gasoline Underground Storage Tank which were installed in 1972. The Site also reportedly has a 550-gallon tank installed in 1974 and closed-removed in 1997. There are three previously closed spill cases reported for the Site including two that were reportedly the result of failed tank tightness testing and a third case pertaining to and handled under an open spill case for the property across 3rd Avenue.

2.2 PREVIOUS INVESTIGATIONS

A Phase I Environmental Site Assessment (ESA) was performed by GEI Consultants, Inc. in September 2021. The main objective in this investigation was to determine whether there are any recognized environmental conditions (RECs), historical environmental conditions (HRECs), and controlled environmental conditions (CRECs) associated with the Site. The Phase I ESA identified numerous RECs in connection with the Site, including a reported spill incident at an adjacent property west of the Site, but requires a monitoring well remain open for gauging on the Site. The final two RECs identified was the Site being a gasoline station in operation since the 1970's, and the Site's utilization of an auto repair and detailing facility. Additionally, there were three NYSDEC Spill Incident reports between 1995 and 2014 that were categorized and defined under HRECs. Lastly, the Phase I ESA has revealed no evidence of CRECs in connection with the Site.

A Limited Phase II Environmental Site Investigation (ESI) was performed by Haley & Aldrich of New York in December 2021. The scope of this investigation was to perform the installation of 7 soil borings and 3 temporary soil vapor points. The existing monitoring well on Site associated with the Spill Case on the adjacent property, was also gauged and sampled. Field observations and analytical results identified urban fill contaminated with metals and SVOCs, specifically polycyclic aromatic hydrocarbons (PAHs), at concentrations consistent with characteristics of urban fill found throughout the New York City area. SVOCs and total metals exceeding RRSCOs were observed to be distributed throughout the Site in shallow urban fill as well as the detection of several metals, including arsenic and mercury, at concentrations exceeding RRSCOs in deeper soil samples from 13 to 15 ft bgs. Soil vapor was found to be impacted with petroleum-related VOCs. Elevated total VOCs, BTEX and elevated detections of other target gasoline and solvent related compounds in soil vapor, collected from 3 ft bgs as well as above the groundwater interface at 12 ft bgs, indicated impacts associated with gasoline.

Elevated detection limits were encountered during this Limited Phase II ESI because non-target compounds were detected which cannot be ignored by laboratory instrumentation and dilution is required to allow for a compliant analysis and in order to not saturate the instrumentation detector nor cause carryover and instrument contamination.

2.3 SITE INSPECTION

Haley & Aldrich personnel performed a Limited Phase II Environmental Site Investigation (ESI) between 01 and 06 December 2021, prior to beginning the remedial investigation. The results of the ESI identified evidence of environmental concerns including spills from the adjacent site and underground storage tanks (USTs). The primary affected area associated with these concerns are likely to be the area under the current gasoline filling station's pump islands and canopy.

2.4 AREAS OF CONCERN

During the Phase I Investigation completed by GEI Consultants in December 2021, multiple Recognized Environmental Conditions were identified, including the following:

- NYSDEC Spill Case #9607280 remains open at the adjacent property across Third Avenue which requires that a monitoring well located at the Site remain open for gauging and sampling.
- Former use of the Site as a gasoline station since the 1970's.
- The Site has been utilized of auto repair and detailing operations.
- Additionally, three Historical Environmental Conditions (HRECs) were identified pertaining to closed NYSDEC Spills on the Site identified as Spill Number 9506588, Spill Number 0902974 and Spill Number 1402248.

Field observations and analytical results in the Limited Phase II ESI performed in December 2021 identified the following Areas of Concern (AOCs):

- Urban fill contaminated with metals and SVOCs (specifically PAHs) to approximately 8 to 10 feet and potential areas extending to 15 to 20 ft bgs.
- Soil vapor impacted with petroleum-related VOCs

3.0 PROJECT MANAGEMENT

3.1 PROJECT ORGANIZATION

The Qualified Environmental Profession (QEP) responsible for preparation of this RIR is Mari C. Conlon.

3.2 HEALTH AND SAFETY

All work described in this RIR was performed in full compliance with applicable laws and regulations, including Site and OSHA worker safety requirements and HAZWOPER requirements.

3.3 MATERIALS MANAGEMENT

All material encountered during the Phase II ESI/RI was managed in accordance with applicable laws and regulations.

4.0 REMEDIAL INVESTIGATION ACTIVITIES

Haley & Aldrich of New York, on behalf of 159 Third Residence LLC, performed the following scope of work in the Remedial Investigation performed in January 2022:

1. Conducted a Site inspection to identify AOCs and physical obstructions (i.e. structures, buildings, etc.);
2. Installed seven (7) test soil borings across the entire project Site, and collected fifteen (15) soil samples for chemical analysis from the seven (7) test soil borings to evaluate soil quality;
3. Installed three (3) one-inch-diameter temporary groundwater monitoring wells, and collected four (4) groundwater samples for chemical analysis.
4. Installed six (6) temporary soil vapor points around Site perimeter and collected five (5) soil vapor/sub-slab samples for chemical analysis.

4.1 GEOPHYSICAL INVESTIGATION

A geophysical survey was performed by GPRS, Inc. across the entire Site on 30 November 2021. Electricity utility lines were identified along eastern Site boundary. A stormwater utility line was identified in the southern portion of the gasoline station. Multiple underground anomalies associated with fuel/gas/oil product were identified primarily under the pump islands. The geophysical survey findings reports and approximate locations of the anomalies are presented in Appendix A.

4.2 BORINGS AND MONITORING WELLS

Drilling and Soil Logging

Between 18 and 19 January 2022, seven (7) soil borings and six (6) temporary soil vapor points were installed using a direct-push track-mounted Geoprobe rig (6620DT) operated by Coastal Environmental Solutions, Inc. Borings were installed with 5-foot long steel macro-core samplers with disposable acetate liners. Soil was continuously observed and continuously screened using a calibrated photoionization detector (PID) and inspected for visual and olfactory evidence of impact.

The seven (7) soil borings were installed throughout the Site to approximately 15 feet below ground surface (ft bgs). Soil borings were collected continuously, characterized, and screened for visual and olfactory evidence of contamination such as staining and odors. Instrumental screening for the presence of organic vapors was performed using a photoionization detector (PID). PID readings ranged from non-detect at 0.0 parts per million (ppm) to 36.3 ppm in SB-5 at approximately 20 ft bgs. Petroleum-like odors and staining were observed in SB-5 from 18 to 20 ft bgs. Soil samples were collected from 0-2 feet bgs and below proposed development depth at 12-14 feet bgs in borings SB-1, SB-4, SB-5, SB-6, and SB-7 (collected from 12-15 ft bgs). Two soil samples were collected from SB-1 and SB-2 at approximately 17-20 feet bgs due to fill material observed in the boring macro-core sampler representing development depth. Urban fill, generally consisting of brown to dark brown medium to fine sand with varying amounts of gravel, brick, asphalt, and silt, was observed from surface grade to approximately 7-10 ft bgs. The urban fill layer was underlain by a potential native layer consisting of brown medium to fine silty sand.

Boring logs were prepared by an engineer and are attached in Appendix B. A map showing the location of soil borings is shown in Figure 5.

Groundwater Monitoring Well Construction

On 19 January 2022, the existing monitoring well on site (MW-1) was gauged and sampled. Groundwater was encountered in MW-1 at 14.10 feet below ground surface (ft bgs).

In January 2022, three 1-inch diameter temporary PVC monitoring wells (TW-1 through TW-3) were installed in soil borings to approximately 20-25 feet below grade with ten feet of 0.010 slot screen. The screen interval of each monitoring well was packed with filter sand and completed with a bentonite seal. Prior to the collection of groundwater samples, each monitoring well was purged. Temporary monitoring well locations is shown in Figure 6. Monitoring well purging logs are presented in Appendix C.

Survey

Soil borings, well point and soil vapor sampling locations were located with respect to two or more pertinent site features (i.e. select property boundary lines, adjacent structures).

Water Level Measurement

Approximate groundwater level measurements were collected using Solinst water level meter. No free product was observed in the existing monitoring well (MW-1) or temporary wells. Groundwater was encountered at 14.10 to 16.39 feet bgs.

4.3 SAMPLE COLLECTION AND CHEMICAL ANALYSIS

Sampling performed as part of the field investigation was conducted for all Areas of Concern and also considered other means for bias of sampling based on professional judgment, area history, discolored soil, stressed vegetation, drainage patterns, field instrument measurements, odor, or other field indicators. All media including soil, groundwater and soil vapor have been sampled and evaluated in the RIR. Discrete (grab) samples have been used for final delineation of the nature and extent of contamination and to determine the impact of contaminants on public health and the environment. The sampling performed and presented in this RIR provides sufficient basis for evaluation of remedial action alternatives, establishment of a qualitative human health exposure assessment, and selection of a final remedy.

Soil Sampling

Fifteen (15) soil samples were collected for chemical analysis during the Remedial Investigation performed in January 2022. Data on soil sample collection for chemical analyses, including dates of collection and sample depths, is reported in Table 1. Figure 5 shows the location of samples collected in this investigation. Laboratories and analytical methods are shown below. Samples were collected directly into laboratory provided glassware via stainless steel spoons or trowels. All sampling materials were decontaminated between uses with alconox and water. After sample collection, samples were immediately place on ice in coolers and transported to the laboratory under chain of custody protocol.

All soil samples were analyzed for VOCs (EPA Method 8260), SVOCs (EPA Method 8270), Pesticides/PCBs (EPA Methods 8081 and 8082), and Target Analyte List (TAL) Metals (EPA Methods 6010 and 7471). One soil sample, SB-2 (0-2') was analyzed for emerging contaminants 1,4-dioxane and per and polyfluoroalkyl substances (PFOA/PFAS).

Groundwater Sampling

Four (4) groundwater samples were collected for chemical analysis during this Phase II ESI/RI. Groundwater sample collection data is reported in Table 2. Sampling logs with information on sampling of the groundwater monitor well and temporary wells are included in Appendix C. Figure 5 shows the location of groundwater sampling. Laboratories and analytical methods are shown below. Samples were collected directly into laboratory provided glassware via stainless steel spools or trowels. All sampling materials were decontaminated between uses with alconox and water. After sampling collection, samples were immediately placed on ice in coolers and transported to the laboratory under chain of custody protocol.

Soil Vapor Sampling

Six (6) temporary soil vapor points were installed and five (5) soil vapor samples were collected for chemical analysis during this Phase II ESI/RI. Soil vapor sampling locations are shown in Figure 7. Soil vapor sample collection data is reported in Table 3. Soil vapor sampling logs are included in Appendix D. Methodologies used for soil vapor assessment conform to the *NYS DOH Final Guidance on Soil Vapor Intrusion, October 2006.*

The soil vapor points were installed by direct-push drilling to advance the stainless-steel probes to the desired depth, approximately 12-13 ft bgs (1-2 feet above groundwater interface), with the exception of SV-2 to be sampled at 8 ft bgs. Soil vapor implants and polyethylene tubing were sealed with wetted bentonite. A trace gas (helium) test was used to verify integrity of the seal both prior to sampling and after sample collection was complete. Samples were collected for two hours into 2.7-liter Summa canisters provided by the laboratory. Flow rate for both purging and sampling did not exceed 0.2 L/min. Sampling details are provided in Appendix D. All soil vapor samples were analyzed for VOCs by EPA Method TO-15 SIM.

It is noted that a sample was not able to be collected at SV-3. A soil vapor probe was set but failed to collect sample due to a clogged flow controller provided by the laboratory as noted in the laboratory deliverable narrative.

Chemical Analysis

Chemical analytical work presented in this RIR has been performed in the following manner:

Factor	Description
Quality Assurance Officer	The chemical analytical quality assurance is directed by Kelly Senstorm of Alpha.
Chemical Analytical Laboratory	Chemical analytical laboratory(s) used in the Limited Phase II ESI and RI is NYS ELAP certified and were Alpha
Chemical Analytical Methods	Soil analytical methods:

	• TAL Metals by EPA Method 6010C (rev. 2007); • VOCs by EPA Method 8260C (rev. 2006); • SVOCs by EPA Method 8270D (rev. 2007); • Pesticides by EPA Method 8081B (rev. 2000); • PCBs by EPA Method 8082A (rev. 2000); • PFAS by EPA Methods 537 and 8270DSIM Groundwater analytical methods: • TAL Metals by EPA Method 6010C (rev. 2007); • VOCs by EPA Method 8260C (rev. 2006); • SVOCs by EPA Method 8270D (rev. 2007); • Pesticides by EPA Method 8081B (rev. 2000); • PCBs by EPA Method 8082A (rev. 2000); • PFAS by EPA Methods 537 and 8270DSIM Soil vapor analytical methods: • VOCs by TO-15 SIM VOC parameters.

Results of Chemical Analyses

Laboratory data for soil, groundwater and soil vapor for the Limited Phase II ESI performed in December 2021 and the RI performed in January 2022 are summarized in Table 1a through Table 1e, Table 2a through 2e, and Table 3. Laboratory data deliverables for all samples collected during the RI are provided in digital form in Appendix E. Laboratory data deliverable for all samples collected during the Limited Phase II ESI performed in December 2021 are provided in Appendix G.

5.0 ENVIRONMENTAL EVALUATION

5.1 GEOLOGICAL AND HYDROGEOLOGICAL CONDITIONS

Stratigraphy

The stratigraphy of the Site, from the surface down, consists of approximately 8-10 feet of urban fill material, comprised of brown to dark brown coarse to medium sand with varying amounts of gravel, concrete brick, asphalt, and silt, underlain by a potential native layer consisting of brown fine silty sand.

Hydrogeology

The average depth to groundwater is 15.37 and the range in depth is 14.10 to 16.39 feet below sidewalk grade. A map of groundwater level elevations with groundwater contours and inferred flow lines is shown in Figure 8. Groundwater flow is from north/northwesterly to south/southeasterly

5.2 SOIL CHEMISTRY

Data collected during the Limited Phase II EST and RI is sufficient to delineate the vertical and horizontal distribution of contaminants in soil/fill at the Site. Figure 5 shows the location and posts the values for soil/fill that exceed the 6NYCRR Part 375-6.8 Track 2 Soil Cleanup Objectives.

Below is a summary of the soil chemistry in samples collected in the January 2022 RI.

VOCs
VOCs were not detected above UUSCOs and RRSCOs.

SVOCs
Seven (7) SVOCs, were detected exceeding both UUSCOs and RRSCOs in shallow and deep borings site wide, including benzo(a)anthracene (maximum 8.9 mg/kg in SB-1 at 0-2’), beno(a)pyrene (maximum 9.2 mg/kg in SB-1 at 0-2’), benzo(b)fluoranthene (maximum 12 mg/kg in SB-1 at 0-2’), benzo(k)fluoranthene (maximum 4 mg/kg in SB-1 at 0-2’), chrysene (maximum 8.9 mg/kg in SB-1 at 0-2’), dibenzo(a,h)anthracene (maximum 2 mg/kg in SB-1 at 0-2’), and indeno(1,2,3-cd)pyrene (maximum 7.5 mg/kg in SB-1 at 0-2’). One (1) SVOC, 3-Methylphenol/4-Methylphenol at 0.64 mg/kg at 12-14 ft bgs in SB-7, was detected exceeding UUSCO. No other SVOCs were detected above UUSCOs or RRSCOs in any other sample.

PCBs
One (1) PCBs, Total PCBs at 0.103 mg/kg at 0-2 ft bgs in SB-1, was detected exceeding UUSCO. PCBs were not detected above UUSCOs or RRSCOs in any other sample.

Metals
Four (4) metals were detected exceeding both UUSCOs and RRSCOs in shallow and deep borings site wide, including arsenic in SB-7 (12-14’) at 18.5 mg/kg, copper in SB-7 (12-14’) at 490 mg/kg, lead

(maximum 725 mg/kg in SB-2 at 0-2'), and mercury (maximum 10.1 mg/kg in SB-7 at 12-14'). Three (3) metals were detected exceeding UUSCOs, including nickel (maximum 30.4 mg/kg in SB-7 at 0-2'), selenium (maximum 8.68 mg/kg in SB-7 at 12-14'), and zinc (maximum 936 mg/kg in SB-7 (12-14'). No other metals were detected above UUSCOs or RRSCOs in any other sample.

Pesticides

Four (4) pesticides were detected above UUSCOs but not RRSCO, including 4'4'-DDD (maximum 0.0906 mg/kg in SB-7 at 0-2'), 4'4'-DDE (maximum 0.0419 mg/kg in SB-7 at 0-2'), 4'4'-DDT (maximum 0.0945 mg/kg in SB-7 at 0-2'). One (1) additional pesticide, dieldrin, was detected above UUSCO but not RRSCO from 0-2 ft bgs in SB-7 at 0.0204 mg/kg. No other pesticides were detected above UUSCOs or RRSCOs in any other sample.

1,4-dioxane

1,4-dioxane was not detected above the laboratory detection limit of 0.1 mg/kg.

PFOA/PFAS

One soil sample, SB-2 (0-2'), was further analyzed for the emerging contaminants. Four compounds, including Perfluoroheptanoic Acid (estimated concentration of 0.051 ng/g), Perfluorooctanesulfonic Acid (estimated concentration of 0.145 ng/g), Perfluorooctanoic Acid (concentration of 0.754 ng/g), and Perfluorotetradecanoic Acid (estimated concentration of 0.111 ng/g), were identified above detection limits. Total PFOA/PFAS was detected at an estimated concentration of 0.899 ng/g. No other PFOA/PFAS were identified above detection limits.

5.3 GROUNDWATER CHEMISTRY

Data collected during the Limited Phase II ESI and RI is sufficient to delineate the distribution of contaminants in groundwater at the Site. A summary table of data for chemical analyses performed on groundwater samples is included in Table 2a through Table 2f. Figure 6 shows the location and posts the values for groundwater that exceed the New York State 6NYCRR Part 703.5 Class GA groundwater standards (AWQS).

Below is a summary of the soil chemistry in samples collected in the January 2022 RI.

VOCs

VOCs were not detected above the AWQS.

SVOCs

Two (2) SVOCs, including benzo(a)anthracene (0.02 µg/L) and indeno(1,2,3-cd)pyrene (0.01 µg/L) were detected above the AWQS in TW-1. One (1) SVOC, benzo(b)fluoranthene was detected above the AWQS in TW-1 and TW-3 at 0.02 µg/L. No other SVOCs were detected above the AWQS in any other groundwater sample.

Metals

Six (6) metals, including arsenic (27.1 µg/L in TW-3), iron (maximum 22,700 µg/L in TW-2), lead (maximum 1,325 µg/L in TW-1), manganese (maximum 1,002 µg/L in TW-2), mercury (1 µg/L in TW-1), and sodium (maximum 279,000 µg/L in MW-1), were detected above the AWQS. No other metals were detected above the AWQS in any other groundwater sample.

Dissolved Metals

Three (3) dissolved metals, including iron (567 µg/L in MW-1), manganese (maximum 786.4 µg/L in TW-2), and sodium (maximum 350,000 µg/L in MW-1), were detected above the AWQS. No other dissolved metals were detected above the AWQS in any other groundwater sample.

PCBs

PCBs were not detected above the AWQS in any groundwater sample.

Pesticides

Pesticides were not detected above the AWQS in any groundwater sample.

1,4-Dioxane

1,4-Dioxane was not detected above the AWQS in any groundwater sample.

PFOA/PFAs

One (1) PFOA/PFAs, Perfluorooctanoic Acid, was detected above the NYDEC target limit of 10 ng/l at 14.4 ng/l in TW-2. Eighteen (18) PFOA/PFAs, including 1H,1H,2H,2H-Perfluorooctanesulfonic Acid (maximum 3.26 ng/l in TW-3), N-Ethyl Perfluorooctanesulfonamidoacetic Acid (0.342 ng/l in TW-2), N-Methyl Perfluorooctanesulfonamidoacetic Acid (0.39 ng/l in TW-2), Perfluorobutanesulfonic Acid (maximum 0.537 ng/l in TW-2), Perfluorobutanoic Acid (maximum 1.04 ng/l in MW-1), Perfluorodecanesulfonic Acid (0.14 ng/l in TW-2), Perfluorodecanoic Acid (maximum 0.857 ng/l in MW-1), Perfluorododecanoic Acid (0.211 ng/l in TW-2), Perfluoroheptanesulfonic Acid (0.0918 ng/l in TW-1), Perfluoroheptanoic Acid (maximum 1.59 ng/l in TW-2), Perfluorohexanesulfonic Acid (maximum 0.562 ng/l in TW-2), Perfluorohexanoic Acid (maximum 2.18 ng/l in MW-1), Perfluorononanoic Acid (maximum 0.736 ng/l in MW-1), Perfluorooctanesulfonic Acid (maximum 8.63 ng/l in TW-3), Perfluoropentanoic Acid (maximum 2.89 ng/l in MW-1), Perfluorotetradecanoic Acid (maximum 0.174 ng/l in TW-2), Perfluorotridecanoic Acid (0.174 ng/l in TW-2), and Perfluoroundecanoic Acid (maximum 0.142 ng/l in TW-2) were identified above detection limits. No other PFOA/PFAS were identified above detection limits.

5.4 SOIL VAPOR CHEMISTRY

Data collected during the Limited Phase II ESI and RI is sufficient to delineate the distribution of contaminants in soil vapor at the Site. A summary table of data for chemical analyses performed on soil vapor samples is included in Table 3. Figure 7 shows the location and posts the values for soil vapor samples with detected concentrations.

Summary of soil vapor chemistry of the samples collected during the January 2022 RI is presented below.

The chlorinated VOCs, 1,1,1-trichloroethane (1,1,1-TCA), tetrachloroethene (PCE), trichloroethene (TCE), carbon tetrachloride, 1,1-dichloroethene, cis-1,2-dichloroethene, and vinyl chlorine were not detected in the majority of soil vapor samples. PCE was detected in SV-1 (14.5 µg/m^3), SV-4 (6.85 µg/m^3) and SV-6 (4.15 µg/m^3). TCE was detected in SV-4 (1.38 µg/m^3).

The total concentration of BTEX ranged from non-detect in SV-2 to 23.45 µg/m^3 in SV-6. Individual BTEX compounds detected include benzene (maximum of 13.7 µg/m^3 in SV-6), toluene (maximum of 6.29 µg/m^3 in SV-6), p/m-xylene (2.34 µg/m^3 in SV-6), and o-xylene (1.12 µg/m^3 in SV-6). Total VOCs ranged from 58.75 µg/m^3 in SV-5 to 3,189.51 µg/m^3 in SV-2 which reported a detection of 2,2,4-Trimethylpentane at 3,160 µg/m^3.

It is also noted that a sample was not able to be collected at SV-3. A soil vapor probe was set but failed to collect sample due to a clogged flow controller provided by the laboratory as noted in the laboratory deliverable narrative.

5.5 PRIOR ACTIVITY

Based on an evaluation of the data and information from the Limited Phase II ESI and RI, disposal of significant amounts of hazardous waste is not suspected at this Site.

5.6 IMPEDIMENTS TO REMEDIAL ACTION

There are no known impediments to remedial action at this property.

FIGURES

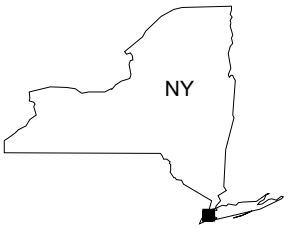

MAP SOURCE: ESRI
SITE COORDINATES: 40°40'52"N, 73°58'59"W

HALEY ALDRICH

159 THIRD RESIDENCE LLC
159 3RD AVENUE
BROOKLYN, NEW YORK

PROJECT LOCUS

APPROXIMATE SCALE: 1 IN = 2000 FT
JANUARY 2022

FIGURE 1

GIS: \\haleyaldrich.com\share\CF\Projects\0204090\GIS\Maps\2021_12\204090_000_0001_PROJECT_LOCUS.mxd - anichols - 1/28/2022 1:39:47 PM

LEGEND

SITE BOUNDARY

NOTES

1. ALL LOCATIONS AND DIMENSIONS ARE APPROXIMATE.
2. AERIAL IMAGERY SOURCE: NEARMAP, 19 OCTOBER 2021

N

0 30 60

SCALE IN FEET

HALEY ALDRICH

159 THIRD RESIDENCE LLC
159 3RD AVENUE
BROOKLYN, NEW YORK

SITE PLAN

DECEMBER 2021

FIGURE

GIS: \\haleyaldrich.com\share\CF\Projects\0204090\GIS\Maps\2021_12\204090_000_0002_SITE_PLAN.mxd - khensen - 12/2/2021 9:56:07 AM

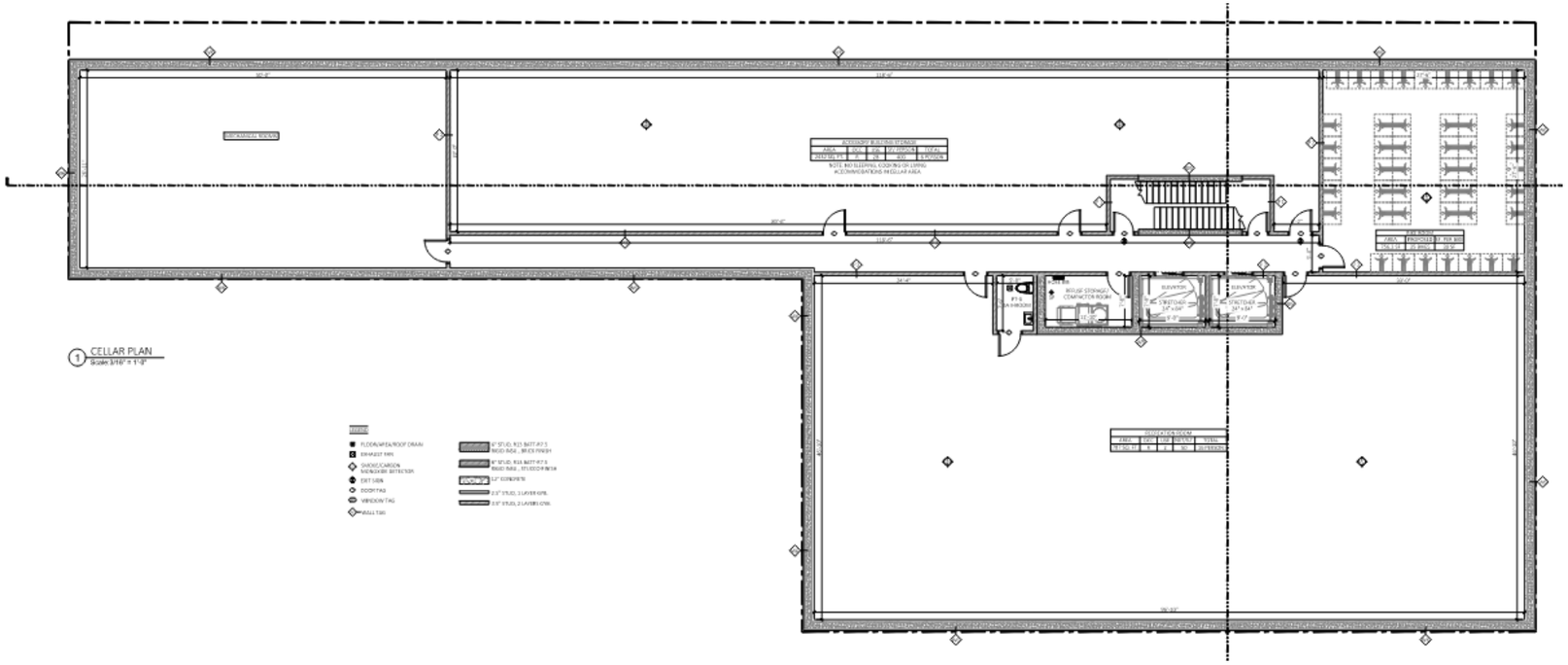

1 CELLAR PLAN
Scale:3/16" = 1'-0"

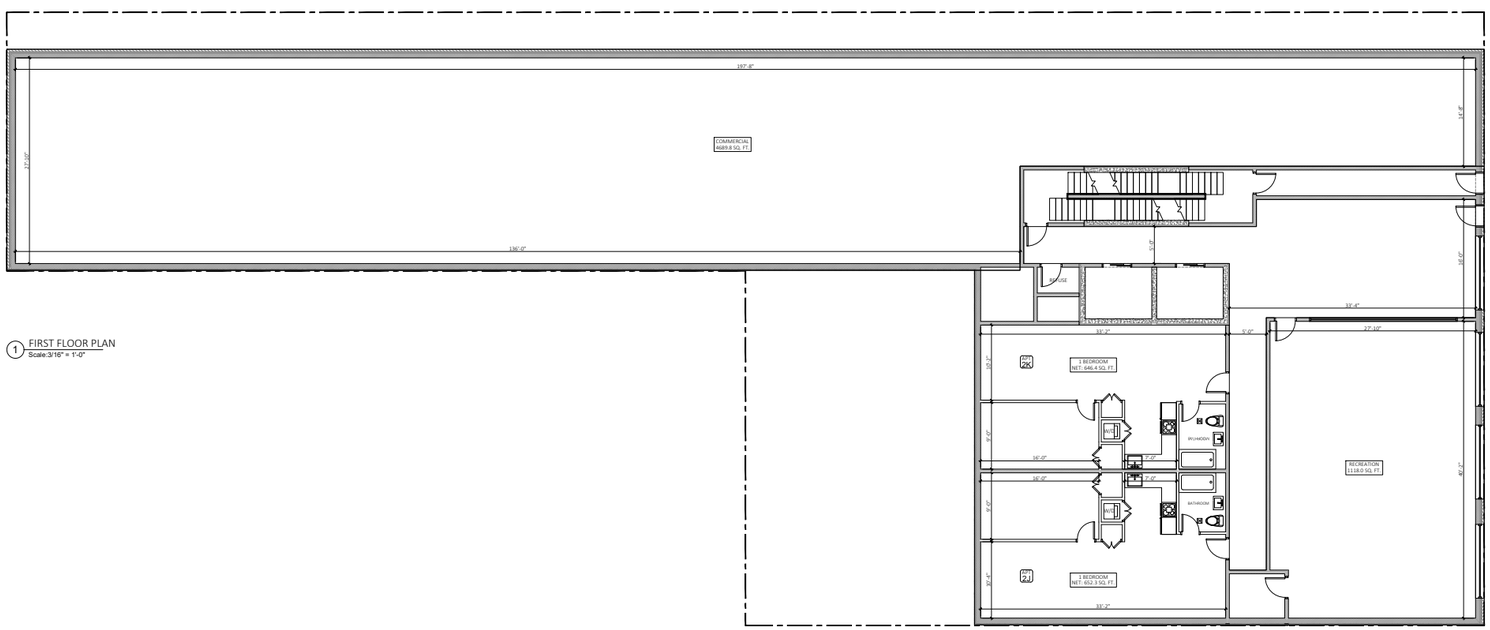

1 FIRST FLOOR PLAN
Scale:3/16" = 1'-0"

NOTES

1. DEVELOPMENT PLANS FROM JAY ARCHITECTS & ENGINEERING, FEBRUARY 2022

HALEY ALDRICH

159 THIRD RESIDENCE LLC
159 3RD AVENUE
BROOKLYN, NEW YORK

REDEVELOPMENT PLAN

DECEMBER 2021

FIGURE 4

GIS: \\haleyaldrich.com\share\CFI\Projects\0204090\GIS\Maps\2021_12\204090_000_0002_SITE_PLAN.mxd - khensen - 12/22/2021 9:56:07 AM

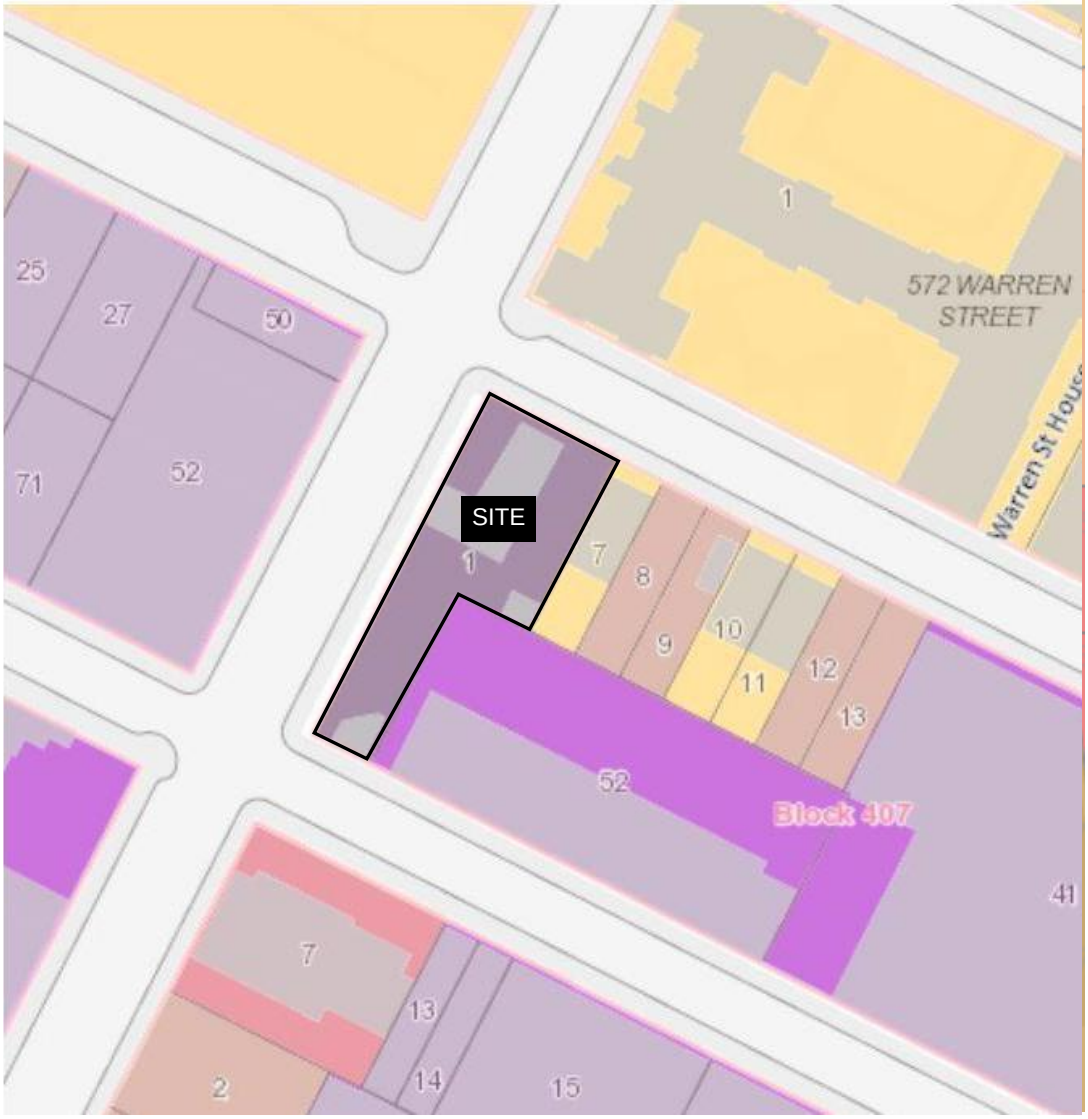

LEGEND:

SITE BOUNDARY

- 1 & 2 Family Residential
- Multi-family Residential
- Mixed Use
- Open space & outdoor recreation
- Commercial
- Institutions
- Industrial
- Parking
- Transportation / Utilities
- Vacant Lots

NOTES:

1. IMAGERY PROVIDED BY NEW YORK CITY OPEN ACCESSIBLE SPACE INFORMATION SYSTEM

N

HALEY ALDRICH

159 Third Residence LLC
159 3RD AVENUE
BROOKLYN, NEW YORK

SURROUNDING LAND USE

JANUARY 2022

FIGURE 4

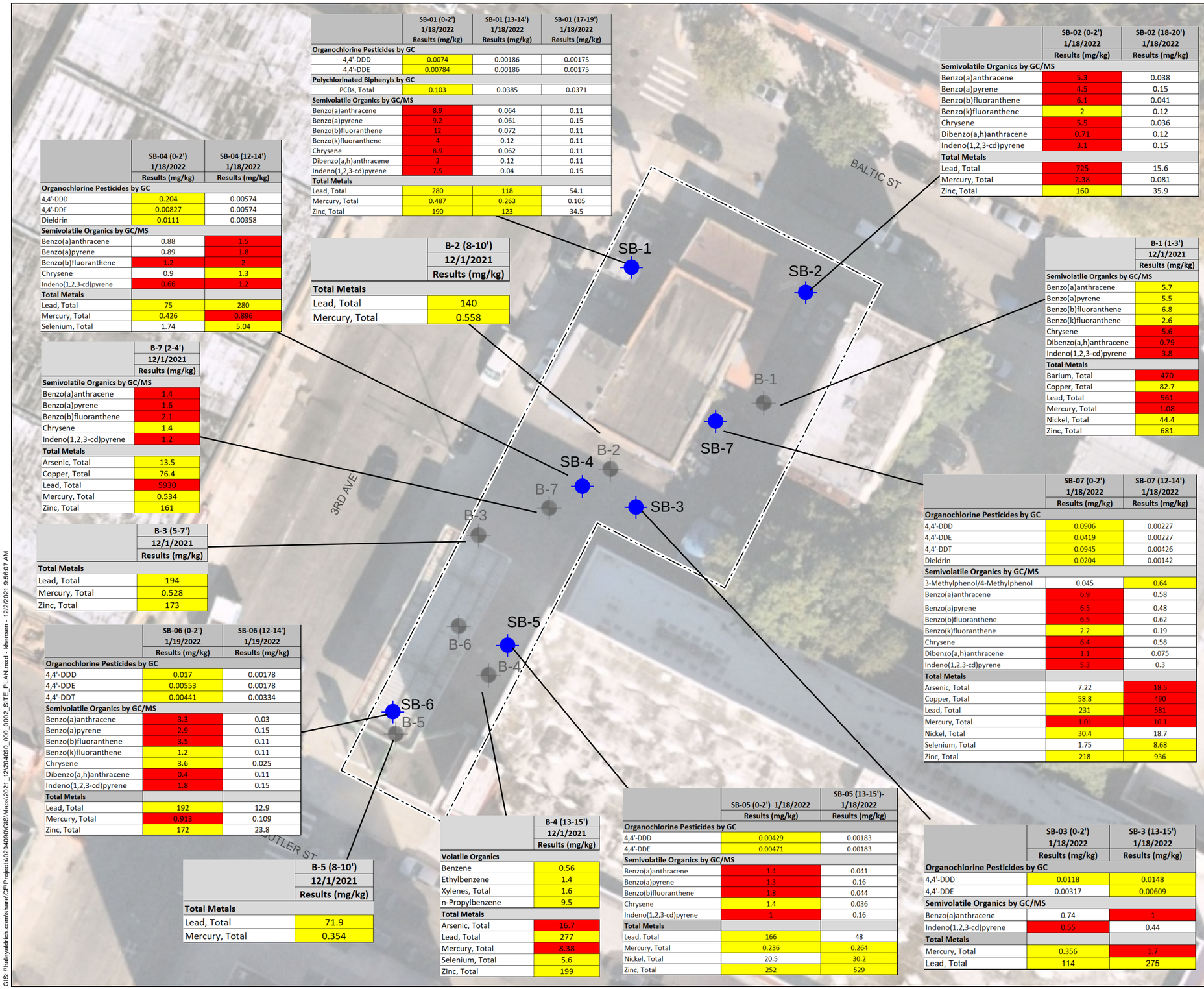

	SB-01 (0-2') 1/18/2022 Results (mg/kg)	SB-01 (13-14') 1/18/2022 Results (mg/kg)	SB-01 (17-19') 1/18/2022 Results (mg/kg)
Organochlorine Pesticides by GC			
4,4'-DDD	0.0074	0.00186	0.00175
4,4'-DDE	0.00784	0.00186	0.00175
Polychlorinated Biphenyls by GC			
PCBs, Total	0.103	0.0385	0.0371
Semivolatile Organics by GC/MS			
Benzo(a)anthracene	8.9	0.064	0.11
Benzo(a)pyrene	9.2	0.061	0.15
Benzo(b)fluoranthene	12	0.072	0.11
Benzo(k)fluoranthene	4	0.12	0.11
Chrysene	8.9	0.062	0.11
Dibenzo(a,h)anthracene	2	0.12	0.11
Indeno(1,2,3-cd)pyrene	7.5	0.04	0.15
Total Metals			
Lead, Total	280	118	54.1
Mercury, Total	0.487	0.263	0.105
Zinc, Total	190	123	34.5

	SB-02 (0-2') 1/18/2022 Results (mg/kg)	SB-02 (18-20') 1/18/2022 Results (mg/kg)
Semivolatile Organics by GC/MS		
Benzo(a)anthracene	5.3	0.038
Benzo(a)pyrene	4.5	0.15
Benzo(b)fluoranthene	6.1	0.041
Benzo(k)fluoranthene	2	0.12
Chrysene	5.5	0.036
Dibenzo(a,h)anthracene	0.71	0.12
Indeno(1,2,3-cd)pyrene	3.1	0.15
Total Metals		
Lead, Total	725	15.6
Mercury, Total	2.38	0.081
Zinc, Total	160	35.9

	SB-04 (0-2') 1/18/2022 Results (mg/kg)	SB-04 (12-14') 1/18/2022 Results (mg/kg)
Organochlorine Pesticides by GC		
4,4'-DDD	0.204	0.00574
4,4'-DDE	0.00827	0.00574
Dieldrin	0.0111	0.00358
Semivolatile Organics by GC/MS		
Benzo(a)anthracene	0.88	1.5
Benzo(a)pyrene	0.89	1.8
Benzo(b)fluoranthene	1.2	2
Chrysene	0.9	1.3
Indeno(1,2,3-cd)pyrene	0.66	1.2
Total Metals		
Lead, Total	75	280
Mercury, Total	0.426	0.896
Selenium, Total	1.74	5.04

	B-2 (8-10') 12/1/2021 Results (mg/kg)
Total Metals	
Lead, Total	140
Mercury, Total	0.558

	B-1 (1-3') 12/1/2021 Results (mg/kg)
Semivolatile Organics by GC/MS	
Benzo(a)anthracene	5.7
Benzo(a)pyrene	5.5
Benzo(b)fluoranthene	6.8
Benzo(k)fluoranthene	2.6
Chrysene	5.6
Dibenzo(a,h)anthracene	0.79
Indeno(1,2,3-cd)pyrene	3.8
Total Metals	
Barium, Total	470
Copper, Total	82.7
Lead, Total	561
Mercury, Total	1.08
Nickel, Total	44.4
Zinc, Total	681

	B-7 (2-4') 12/1/2021 Results (mg/kg)
Semivolatile Organics by GC/MS	
Benzo(a)anthracene	1.4
Benzo(a)pyrene	1.6
Benzo(b)fluoranthene	2.1
Chrysene	1.4
Indeno(1,2,3-cd)pyrene	1.2
Total Metals	
Arsenic, Total	13.5
Copper, Total	76.4
Lead, Total	5930
Mercury, Total	0.534
Zinc, Total	161

	B-3 (5-7') 12/1/2021 Results (mg/kg)
Total Metals	
Lead, Total	194
Mercury, Total	0.528
Zinc, Total	173

	SB-07 (0-2') 1/18/2022 Results (mg/kg)	SB-07 (12-14') 1/18/2022 Results (mg/kg)
Organochlorine Pesticides by GC		
4,4'-DDD	0.0906	0.00227
4,4'-DDE	0.0419	0.00227
4,4'-DDT	0.0945	0.00426
Dieldrin	0.0204	0.00142
Semivolatile Organics by GC/MS		
3-Methylphenol/4-Methylphenol	0.045	0.64
Benzo(a)anthracene	6.9	0.58
Benzo(a)pyrene	6.5	0.48
Benzo(b)fluoranthene	6.5	0.62
Benzo(k)fluoranthene	2.2	0.19
Chrysene	6.4	0.58
Dibenzo(a,h)anthracene	1.1	0.075
Indeno(1,2,3-cd)pyrene	5.3	0.3
Total Metals		
Arsenic, Total	7.22	18.5
Copper, Total	58.8	490
Lead, Total	231	581
Mercury, Total	1.01	10.1
Nickel, Total	30.4	18.7
Selenium, Total	1.75	8.68
Zinc, Total	218	936

	SB-06 (0-2') 1/19/2022 Results (mg/kg)	SB-06 (12-14') 1/19/2022 Results (mg/kg)
Organochlorine Pesticides by GC		
4,4'-DDD	0.017	0.00178
4,4'-DDE	0.00553	0.00178
4,4'-DDT	0.00441	0.00334
Semivolatile Organics by GC/MS		
Benzo(a)anthracene	3.3	0.03
Benzo(a)pyrene	2.9	0.15
Benzo(b)fluoranthene	3.5	0.11
Benzo(k)fluoranthene	1.2	0.11
Chrysene	3.6	0.025
Dibenzo(a,h)anthracene	0.4	0.11
Indeno(1,2,3-cd)pyrene	1.8	0.15
Total Metals		
Lead, Total	192	12.9
Mercury, Total	0.913	0.109
Zinc, Total	172	23.8

	B-5 (8-10') 12/1/2021 Results (mg/kg)
Total Metals	
Lead, Total	71.9
Mercury, Total	0.354

	B-4 (13-15') 12/1/2021 Results (mg/kg)
Volatile Organics	
Benzene	0.56
Ethylbenzene	1.4
Xylenes, Total	1.6
n-Propylbenzene	9.5
Total Metals	
Arsenic, Total	16.7
Lead, Total	277
Mercury, Total	8.38
Selenium, Total	5.6
Zinc, Total	199

	SB-05 (0-2') 1/18/2022 Results (mg/kg)	SB-05 (13-15')- 1/18/2022 Results (mg/kg)
Organochlorine Pesticides by GC		
4,4'-DDD	0.00429	0.00183
4,4'-DDE	0.00471	0.00183
Semivolatile Organics by GC/MS		
Benzo(a)anthracene	1.4	0.041
Benzo(a)pyrene	1.3	0.16
Benzo(b)fluoranthene	1.8	0.044
Chrysene	1.4	0.036
Indeno(1,2,3-cd)pyrene	1	0.16
Total Metals		
Lead, Total	166	48
Mercury, Total	0.236	0.264
Nickel, Total	20.5	30.2
Zinc, Total	252	529

	SB-03 (0-2') 1/18/2022 Results (mg/kg)	SB-3 (13-15') 1/18/2022 Results (mg/kg)
Organochlorine Pesticides by GC		
4,4'-DDD	0.0118	0.0148
4,4'-DDE	0.00317	0.00609
Semivolatile Organics by GC/MS		
Benzo(a)anthracene	0.74	1
Indeno(1,2,3-cd)pyrene	0.55	0.44
Total Metals		
Mercury, Total	0.356	1.7
Lead, Total	114	275

LEGEND

SITE BOUNDARY

DECEMBER 2021 LIMITED PHASE II SOIL BORING

JANUARY 2022 PHASE II SOIL BORING

	NY-RRSCO	NY-UUSCO
Volatile Organics		
Benzene	4.8	0.06
Ethylbenzene	41	1
Xylenes, Total	100	0.26
n-Propylbenzene	100	3.9
Semivolatile Organics by GC/MS		
3-Methylphenol/4-Methylphenol	100	0.33
Benzo(a)anthracene	1	1
Benzo(a)pyrene	1	1
Benzo(b)fluoranthene	1	1
Benzo(k)fluoranthene	3.9	0.8
Chrysene	3.9	1
Dibenzo(a,h)anthracene	0.33	0.33
Indeno(1,2,3-cd)pyrene	0.5	0.5
Total Metals		
Arsenic, Total	16	13
Barium, Total	400	350
Copper, Total	270	50
Lead, Total	400	63
Mercury, Total	0.81	0.18
Nickel, Total	310	30
Selenium, Total	180	3.9
Zinc, Total	10000	109
Polychlorinated Biphenyls by GC		
PCBs, Total	1	0.1
Organochlorine Pesticides by GC		
4,4'-DDD	13	0.0033
4,4'-DDE	8.9	0.0033
4,4'-DDT	7.9	0.0033
Dieldrin	0.2	0.005

NY-RESRR: New York NYCRR Part 375 Restricted-Residential Criteria, New York Restricted use Criteria per 6 NYCRR Part 375 Environmental Remediation Programs, effective December 14, 2006.

NY-UNRES: New York NYCRR Part 375 New York Unrestricted use Criteria Criteria per 6 NYCRR Part 375 Environmental Remediation Programs, effective December 14, 2006.

NOTES

1. ALL LOCATIONS AND DIMENSIONS ARE APPROXIMATE.
2. AERIAL IMAGERY SOURCE: NEARMAP, 19 OCTOBER 2021
3. MILLIGRAMS PER KILOGRAMS (mg.kg)

N

0 30 60

SCALE IN FEET

HALEY ALDRICH

159 Third Residence LLC
159 3RD AVENUE
BROOKLYN, NEW YORK

SOIL RESULTS EXCEEDANCE MAP

FEBURARY 2022

FIGURE 5

GIS: \\haleyaldrich.com\share\CF\Projects\0204090\GIS\Maps\2021_12\204090_000_0002_SITE_PLAN.mxd - khensen - 12/22/2021 9:56:07 AM

TW-01 - 1/19/2022	Results (µg/L)
Dissolved Metals	
Sodium, Dissolved	175000
Semivolatile Organics by GC/MS-SIM	
Benzo(a)anthracene	0.02
Benzo(b)fluoranthene	0.02
Indeno(1,2,3-cd)pyrene	0.01
Total Metals	
Iron, Total	18600
Lead, Total	1325
Manganese, Total	596.4
Mercury, Total	1
Sodium, Total	150000

TW-2 - 1/19/2022	Results (µg/L)
Dissolved Metals	
Manganese, Dissolved	786.4
Sodium, Dissolved	146000
Total Metals	
Iron, Total	22700
Lead, Total	211.7
Manganese, Total	1002
Sodium, Total	112000

MW-01 - 1/19/2022	Results (µg/L)
Dissolved Metals	
Iron, Dissolved	567
Sodium, Dissolved	350000
Total Metals	
Iron, Total	3140
Sodium, Total	279000

TW-3 - 1/19/2022	Results (µg/L)
Dissolved Metals	
Manganese, Dissolved	353.8
Sodium, Dissolved	26000
Semivolatile Organics by GC/MS	
Benzo(b)fluoranthene	0.02
Total Metals	
Arsenic, Total	27.1
Iron, Total	2850
Lead, Total	77.92
Manganese, Total	374
Sodium, Total	20500

MW-01 - 12/1/2021	Results µg/L)
Semivolatile Organics by GC/MS	
Benzo(a)anthracene	0.04
Benzo(a)pyrene	0.03
Benzo(b)fluoranthene	0.05
Benzo(ghi)perylene	0.02
Benzo(k)fluoranthene	0.03
Indeno(1,2,3-cd)pyrene	0.03

LEGEND

SITE BOUNDARY

EXISISTING PERMANENT GROUNDWATER MONITORING WELL

TEMPORARY MONITORING WELL

	NY-AWQS	Units
Dissolved Metals		
Iron, Dissolved	300	ug/l
Manganese, Dissolved	300	ug/l
Sodium, Dissolved	20000	ug/l
Total Metals		
Arsenic, Total	25	ug/l
Iron, Total	300	ug/l
Lead, Total	25	ug/l
Manganese, Total	300	ug/l
Mercury, Total	0.7	ug/l
Sodium, Total	20000	ug/l
Semivolatile Organics		
Benzo(a)anthracene	0.002	ug/l
Benzo(a)pyrene	0	ug/l
Benzo(b)fluoranthene	0.002	ug/l
Benzo(ghi)perylene		ug/l
Benzo(k)fluoranthene	0.002	ug/l
Indeno(1,2,3-cd)pyrene	0.002	ug/l

NOTES

1. ALL LOCATIONS AND DIMENSIONS ARE APPROXIMATE.
2. AERIAL IMAGERY SOURCE: NEARMAP, 19 OCTOBER 2021
3. ASSESSOR PARCEL DATA SOURCE: NYC DEPARTMENT OF CITY PLANNING
4. GROUNDWATER ANALYTICAL RESULTS COMPARED TO NYSDEC TECHNICAL AND OPERATIONAL GUIDANCE SERIES (TOGS) 1.1.1 AMBIENT WATER QUALITY STANDARDS AND GUIDANCE VALUES FOR CLASS A DRINKING WATER.
5. RESULTS SHOWN IN MICROGRAMS PER LITER (ug/L)
6. RESULTS IN EXCEEDANCE OF NYSDEC TOGS AWQS ARE HIGHLIGHTED

N

0 30 60
SCALE IN FEET

HALEY ALDRICH

159 Third Residence LLC
159 3RD AVENUE
BROOKLYN, NEW YORK

GROUNDWATER RESULTS
EXCEEDANCE MAP

JANUARY 2022

FIGURE 6

GIS: \\haleyaldrich.com\share\CFIProjects\0204090\GIS\Maps\2021_12\204090_000_0002_SITE_PLAN.mxd - khensen - 12/2/2021 9:56:07 AM

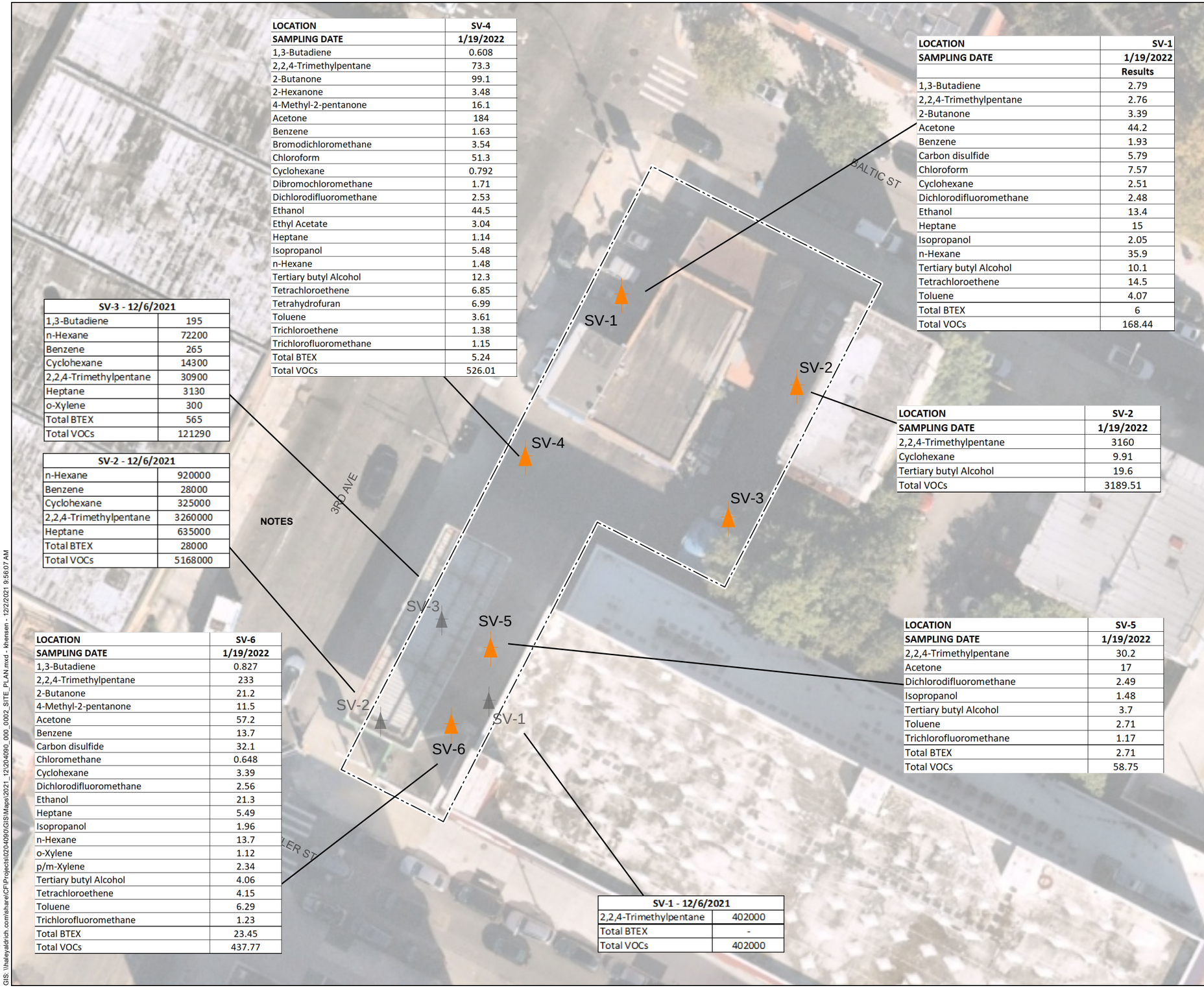

LOCATION	SV-4
SAMPLING DATE	1/19/2022
1,3-Butadiene	0.608
2,2,4-Trimethylpentane	73.3
2-Butanone	99.1
2-Hexanone	3.48
4-Methyl-2-pentanone	16.1
Acetone	184
Benzene	1.63
Bromodichloromethane	3.54
Chloroform	51.3
Cyclohexane	0.792
Dibromochloromethane	1.71
Dichlorodifluoromethane	2.53
Ethanol	44.5
Ethyl Acetate	3.04
Heptane	1.14
Isopropanol	5.48
n-Hexane	1.48
Tertiary butyl Alcohol	12.3
Tetrachloroethene	6.85
Tetrahydrofuran	6.99
Toluene	3.61
Trichloroethene	1.38
Trichlorofluoromethane	1.15
Total BTEX	5.24
Total VOCs	526.01

LOCATION	SV-1
SAMPLING DATE	1/19/2022
	Results
1,3-Butadiene	2.79
2,2,4-Trimethylpentane	2.76
2-Butanone	3.39
Acetone	44.2
Benzene	1.93
Carbon disulfide	5.79
Chloroform	7.57
Cyclohexane	2.51
Dichlorodifluoromethane	2.48
Ethanol	13.4
Heptane	15
Isopropanol	2.05
n-Hexane	35.9
Tertiary butyl Alcohol	10.1
Tetrachloroethene	14.5
Toluene	4.07
Total BTEX	6
Total VOCs	168.44

SV-3 - 12/6/2021	
1,3-Butadiene	195
n-Hexane	72200
Benzene	265
Cyclohexane	14300
2,2,4-Trimethylpentane	30900
Heptane	3130
o-Xylene	300
Total BTEX	565
Total VOCs	121290

SV-2 - 12/6/2021	
n-Hexane	920000
Benzene	28000
Cyclohexane	325000
2,2,4-Trimethylpentane	3260000
Heptane	635000
Total BTEX	28000
Total VOCs	5168000

LOCATION	SV-2
SAMPLING DATE	1/19/2022
2,2,4-Trimethylpentane	3160
Cyclohexane	9.91
Tertiary butyl Alcohol	19.6
Total VOCs	3189.51

LOCATION	SV-6
SAMPLING DATE	1/19/2022
1,3-Butadiene	0.827
2,2,4-Trimethylpentane	233
2-Butanone	21.2
4-Methyl-2-pentanone	11.5
Acetone	57.2
Benzene	13.7
Carbon disulfide	32.1
Chloromethane	0.648
Cyclohexane	3.39
Dichlorodifluoromethane	2.56
Ethanol	21.3
Heptane	5.49
Isopropanol	1.96
n-Hexane	13.7
o-Xylene	1.12
p/m-Xylene	2.34
Tertiary butyl Alcohol	4.06
Tetrachloroethene	4.15
Toluene	6.29
Trichlorofluoromethane	1.23
Total BTEX	23.45
Total VOCs	437.77

LOCATION	SV-5
SAMPLING DATE	1/19/2022
2,2,4-Trimethylpentane	30.2
Acetone	17
Dichlorodifluoromethane	2.49
Isopropanol	1.48
Tertiary butyl Alcohol	3.7
Toluene	2.71
Trichlorofluoromethane	1.17
Total BTEX	2.71
Total VOCs	58.75

SV-1 - 12/6/2021	
2,2,4-Trimethylpentane	402000
Total BTEX	-
Total VOCs	402000

LEGEND

SITE BOUNDARY

DECEMBER 2021 LIMITED PHASE II SOIL VAPOR POINT

JANUARY 2022 PHASE II ESI/RI SOIL VAPOR POINT

NOTES

1. ALL LOCATIONS AND DIMENSIONS ARE APPROXIMATE.
2. AERIAL IMAGERY SOURCE: NEARMAP, 19 OCTOBER 2021
3. UNIT ON TABLE: UG/M3 = MICROGRAMS PER CUBIC METER
4. SAMPLE WAS NOT COLLECTED AT 2022 REMEDIAL INVESTIGATION SAMPLE POINT SV-3 DUE TO CLOGGED FLOW CONTROLLER PROVIDED BY THE LABORATORY.
5. BASED ON DISCUSSION WITH ALPHA ANALYTICAL INC., HIGH LABORATORY REPORTING LIMITS OF VOCS IN THE DECEMBER 2021 LIMITED PHASE II SAMPLES WAS DUE TO NON-TARGET COMPOUND INTERFERENCE WITH LABORATORY AIR INSTRUMENTAL ANALYSIS.

N

0 30 60

SCALE IN FEET

HALEY ALDRICH

159 Third Residence LLC
159 3RD AVENUE
BROOKLYN, NEW YORK

SOIL VAPOR RESULTS
DETECTIONS MAP

JANUARY 2022

FIGURE 7

GIS: \\haleyaldrich.com\share\CFIProjects\0204090\GIS\Maps\2021_12\204090_000_0002_SITE_PLAN.mxd - khensen - 12/2/2021 9:56:07 AM

LEGEND

- SITE BOUNDARY
- EXISISTING PERMANENT GROUNDWATER MONITORING WELL
- TEMPORARY MONITORING WELL(GROUNDWATER ELEVATION)
- 7.0 GROUNDWATER ELEVATION CONTOUR
- 7.0 INFERRED GROUNDWATER ELEVATION CONTOUR
- (7.05) GROUNDWATER ELEVATION (NAVD 88)
- GROUNDWATER FLOW DIRECTION

NOTES

1. ALL LOCATIONS AND DIMENSIONS ARE APPROXIMATE.
2. AERIAL IMAGERY SOURCE: NEARMAP, 19 OCTOBER 2021
3. ASSESSOR PARCEL DATA SOURCE: NYC DEPARTMENT OF CITY PLANNING

N

0 30 60
SCALE IN FEET

HALEY ALDRICH

159 THIRD RESIDENCE LLC
159 3RD AVENUE
BROOKLYN, NEW YORK

GROUNDWATER CONTOUR MAP

JANUARY 2022

FIGURE 8

GIS: \\haleyaldrich.com\share\CF\Projects\0204090\GIS\Maps\2021_12\204090_000_0002_SITE_PLAN.mxd - khensen - 12/2/2021 9:56:07 AM

TABLES

Table 1a. Volatile Organic Compounds Analytical Results in Soil
151-169 Third Avenue, Brooklyn, NY

LOCATION				B-1 (1-3')		B-2 (8-10')		B-3 (5-7')		B-4 (13-15')		B-5 (8-10')		B-6 (12-14')		B-7 (2-4')	
SAMPLING DATE				12/1/2021		12/1/2021		12/1/2021		12/1/2021		12/1/2021		12/1/2021		12/1/2021	
LAB SAMPLE ID				L2165831-01		L2165831-02		L2165831-03		L2165831-04		L2165831-05		L2165831-06		L2165831-07	
	NY-RRSCO	NY-UUSCO	Units	Results	Qual	Results	Qual	Results	Qual	Results	Qual	Results	Qual	Results	Qual	Results	Qual
Volatile Organics																	
Benzene	4.8	0.06	mg/kg	0.00052	U	0.00048	U	0.00049	J	0.56		0.0016		0.026	U	0.0011	
Ethylbenzene	41	1	mg/kg	0.001	U	0.00096	U	0.0014	U	1.4		0.00028	J	0.053	U	0.0023	
Chloromethane			mg/kg	0.0042	U	0.0038	U	0.0057	U	0.43	U	0.0038	U	0.21	U	0.0055	U
Bromomethane			mg/kg	0.0021	U	0.0019	U	0.0029	U	0.22	U	0.0019	U	0.1	U	0.0028	U
Vinyl chloride	0.9	0.02	mg/kg	0.001	U	0.00096	U	0.0014	U	0.11	U	0.00096	U	0.053	U	0.0014	U
Chloroethane			mg/kg	0.0021	U	0.0019	U	0.0029	U	0.22	U	0.0019	U	0.1	U	0.0028	U
1,1-Dichloroethene	100	0.33	mg/kg	0.001	U	0.00096	U	0.0014	U	0.11	U	0.00096	U	0.053	U	0.0014	U
trans-1,2-Dichloroethene	100	0.19	mg/kg	0.0016	U	0.0014	U	0.0021	U	0.16	U	0.0014	U	0.079	U	0.0021	U
Trichloroethene	21	0.47	mg/kg	0.00052	U	0.00048	U	0.00072	U	0.054	U	0.00048	U	0.026	U	0.00069	U
1,2-Dichlorobenzene	100	1.1	mg/kg	0.0021	U	0.0019	U	0.0029	U	0.22	U	0.0019	U	0.1	U	0.0028	U
1,3-Dichlorobenzene	49	2.4	mg/kg	0.0021	U	0.0019	U	0.0029	U	0.22	U	0.0019	U	0.1	U	0.0028	U
1,4-Dichlorobenzene	13	1.8	mg/kg	0.0021	U	0.0019	U	0.0029	U	0.22	U	0.0019	U	0.1	U	0.0028	U
Methyl tert butyl ether	100	0.93	mg/kg	0.0021	U	0.0019	U	0.0029	U	0.22	U	0.00069	J	0.1	U	0.0028	U
p/m-Xylene			mg/kg	0.0021	U	0.0019	U	0.0029	U	1.2		0.0026		0.042	J	0.0069	
o-Xylene			mg/kg	0.00034	J	0.00096	U	0.0014	U	0.37		0.00067	J	0.053	U	0.0025	
Xylenes, Total	100	0.26	mg/kg	0.00034	J	0.00096	U	0.0014	U	1.6		0.0033	J	0.042	J	0.0094	
cis-1,2-Dichloroethene	100	0.25	mg/kg	0.001	U	0.00096	U	0.0014	U	0.11	U	0.00096	U	0.053	U	0.0014	U
1,2-Dichloroethene, Total			mg/kg	0.001	U	0.00096	U	0.0014	U	0.11	U	0.00096	U	0.053	U	0.0014	U
Dibromomethane			mg/kg	0.0021	U	0.0019	U	0.0029	U	0.22	U	0.0019	U	0.1	U	0.0028	U
Styrene			mg/kg	0.001	U	0.00096	U	0.0014	U	0.11	U	0.00096	U	0.053	U	0.0014	U
Dichlorodifluoromethane			mg/kg	0.01	U	0.0096	U	0.014	U	1.1	U	0.0096	U	0.53	U	0.014	U
Acetone	100	0.05	mg/kg	0.019		0.032		0.011	J	1.1	U	0.032		0.53	U	0.012	J
Carbon disulfide			mg/kg	0.01	U	0.0096	U	0.014	U	1.1	U	0.0096	U	0.53	U	0.014	U
2-Butanone	100	0.12	mg/kg	0.0037	J	0.0062	J	0.014	U	1.1	U	0.019		0.53	U	0.014	U
Vinyl acetate			mg/kg	0.01	U	0.0096	U	0.014	U	1.1	U	0.0096	U	0.53	U	0.014	U
4-Methyl-2-pentanone			mg/kg	0.01	U	0.0096	U	0.014	U	1.1	U	0.0096	U	0.53	U	0.014	U
1,2,3-Trichloropropane			mg/kg	0.0021	U	0.0019	U	0.0029	U	0.22	U	0.0019	U	0.1	U	0.0028	U
2-Hexanone			mg/kg	0.01	U	0.0096	U	0.014	U	1.1	U	0.0096	U	0.53	U	0.014	U
Bromochloromethane			mg/kg	0.0021	U	0.0019	U	0.0029	U	0.22	U	0.0019	U	0.1	U	0.0028	U
2,2-Dichloropropane			mg/kg	0.0021	U	0.0019	U	0.0029	U	0.22	U	0.0019	U	0.1	U	0.0028	U
1,2-Dibromoethane			mg/kg	0.001	U	0.00096	U	0.0014	U	0.11	U	0.00096	U	0.053	U	0.0014	U
1,3-Dichloropropane			mg/kg	0.0021	U	0.0019	U	0.0029	U	0.22	U	0.0019	U	0.1	U	0.0028	U
1,1,1,2-Tetrachloroethane			mg/kg	0.00052	U	0.00048	U	0.00072	U	0.054	U	0.00048	U	0.026	U	0.00069	U
Bromobenzene			mg/kg	0.0021	U	0.0019	U	0.0029	U	0.22	U	0.0019	U	0.1	U	0.0028	U
n-Butylbenzene	100	12	mg/kg	0.001	U	0.00096	U	0.0014	U	3.5		0.0013		0.053	U	0.0003	J
sec-Butylbenzene	100	11	mg/kg	0.001	U	0.00096	U	0.0014	U	1.9		0.0024		1.8		0.00026	J
tert-Butylbenzene	100	5.9	mg/kg	0.0021	U	0.0019	U	0.0029	U	0.045	J	0.00025	J	0.05	J	0.0028	U
o-Chlorotoluene			mg/kg	0.0021	U	0.0019	U	0.0029	U	0.22	U	0.0019	U	0.1	U	0.0028	U
p-Chlorotoluene			mg/kg	0.0021	U	0.0019	U	0.0029	U	0.22	U	0.0019	U	0.1	U	0.0028	U
1,2-Dibromo-3-chloropropane			mg/kg	0.0031	U	0.0029	U	0.0043	U	0.32	U	0.0029	U	0.16	U	0.0042	U
Hexachlorobutadiene			mg/kg	0.0042	U	0.0038	U	0.0057	U	0.43	U	0.0038	U	0.21	U	0.0055	U
Isopropylbenzene			mg/kg	0.001	U	0.00096	U	0.0014	U	2.1		0.00028	J	0.29		0.00061	J
p-Isopropyltoluene			mg/kg	0.00012	J	0.00096	U	0.0014	U	0.068	J	0.0002	J	0.018	J	0.00016	J
Naphthalene	100	12	mg/kg	0.0041	J	0.0038	U	0.0057	U	0.38	J	0.0038	U	0.29		0.0097	
Acrylonitrile			mg/kg	0.0042	U	0.0038	U	0.0057	U	0.43	U	0.0038	U	0.21	U	0.0055	U
n-Propylbenzene	100	3.9	mg/kg	0.001	U	0.00096	U	0.0014	U	9.5		0.00028	J	1.4		0.0011	J
1,2,3-Trichlorobenzene			mg/kg	0.0021	U	0.0019	U	0.0029	U	0.22	U	0.0019	U	0.1	U	0.0028	U
1,2,4-Trichlorobenzene			mg/kg	0.0021	U	0.0019	U	0.0029	U	0.22	U	0.0019	U	0.1	U	0.0028	U
1,3,5-Trimethylbenzene	52	8.4	mg/kg	0.00034	J	0.0019	U	0.0029	U	0.32		0.00065	J	0.1	U	0.002	J
1,2,4-Trimethylbenzene	52	3.6	mg/kg	0.00042	J	0.0019	U	0.0029	U	0.92		0.0026		0.07	J	0.004	
1,4-Dioxane	13	0.1	mg/kg	0.083	U	0.077	U	0.11	U	8.6	U	0.077	U	4.2	U	0.11	U
p-Diethylbenzene			mg/kg	0.00041	J	0.0019	U	0.0029	U	2.5		0.0019		3.4		0.0016	J
p-Ethyltoluene			mg/kg	0.0021	U	0.0019	U	0.0029	U	0.55		0.0015	J	0.069	J	0.0036	
1,2,4,5-Tetramethylbenzene			mg/kg	0.0021	U	0.0019	U	0.0029	U	6.2		0.00046	J	7.2		0.00082	J
Ethyl ether			mg/kg	0.0021	U	0.0019	U	0.0029	U	0.22	U	0.0019	U	0.1	U	0.0028	U
trans-1,4-Dichloro-2-butene			mg/kg	0.0052	U	0.0048	U	0.0072	U	0.54	U	0.0048	U	0.26	U	0.0069	U

Notes
NY-RRSCO: New York NYCRR Part 375 Restricted-Residential Criteria
NY-UUSCO: New York NYCRR Part 375 New York Unrestricted use Criteria
U - non-detect results
J - estimated results

Highlighted - exceedance of UUSCO
bold Red Highlighted - exceedance of RRSCO

Table 1a. Volatile Organic Compounds Analytical Results in Soil
151-169 Third Avenue, Brooklyn, NY

LOCATION				SB-1 (0-2')		SB-1 (13-14')		SB-1 (17-19')		SB-2 (0-2')		SB-2 (18-20')		SB-3 (0-2')		SB-3 (13-15')		SB-4 (0-2')		SB-4 (12-14')	
SAMPLING DATE				1/18/2022		1/18/2022		1/18/2022		1/18/2022		1/18/2022		1/18/2022		1/18/2022		1/18/2022		1/18/2022	
LAB SAMPLE ID				L2202719-01		L2202719-02		L2202719-03		L2202719-04		L2202719-05		L2202719-06		L2202719-07		L2202719-08		L2202719-09	
	NY-RRSCO	NY-UUSCO	Units	Results	Qual	Results	Qual	Results	Qual	Results	Qual	Results	Qual	Results	Qual	Results	Qual	Results	Qual	Results	Qual
Volatile Organics																					
Benzene	4.8	0.06	mg/kg	0.00054	U	0.00056	U	0.00047	U	0.00049	U	0.00046	U	0.0005	U	0.00087	U	0.00049	U	0.00085	U
Ethylbenzene	41	1	mg/kg	0.0011	U	0.0011	U	0.00093	U	0.00098	U	0.00092	U	0.001	U	0.0017	U	0.00097	U	0.0017	U
Chloromethane			mg/kg	0.0043	U	0.0045	U	0.0037	U	0.0039	U	0.0037	U	0.004	U	0.007	U	0.0039	U	0.0068	U
Bromomethane			mg/kg	0.0022	U	0.0022	U	0.0019	U	0.002	U	0.0018	U	0.002	U	0.0035	U	0.0019	U	0.0034	U
Vinyl chloride	0.9	0.02	mg/kg	0.0011	U	0.0011	U	0.00093	U	0.00098	U	0.00092	U	0.001	U	0.0017	U	0.00097	U	0.0017	U
Chloroethane			mg/kg	0.0022	U	0.0022	U	0.0019	U	0.002	U	0.0018	U	0.002	U	0.0035	U	0.0019	U	0.0034	U
1,1-Dichloroethene	100	0.33	mg/kg	0.0011	U	0.0011	U	0.00093	U	0.00098	U	0.00092	U	0.001	U	0.0017	U	0.00097	U	0.0017	U
trans-1,2-Dichloroethene	100	0.19	mg/kg	0.0016	U	0.0017	U	0.0014	U	0.0015	U	0.0014	U	0.0015	U	0.0026	U	0.0014	U	0.0026	U
Trichloroethene	21	0.47	mg/kg	0.00054	U	0.00056	U	0.00047	U	0.00049	U	0.00046	U	0.0005	U	0.00087	U	0.00049	U	0.00085	U
1,2-Dichlorobenzene	100	1.1	mg/kg	0.0022	U	0.0022	U	0.0019	U	0.002	U	0.0018	U	0.002	U	0.0035	U	0.0019	U	0.0034	U
1,3-Dichlorobenzene	49	2.4	mg/kg	0.0022	U	0.0022	U	0.0019	U	0.002	U	0.0018	U	0.002	U	0.0035	U	0.0019	U	0.0034	U
1,4-Dichlorobenzene	13	1.8	mg/kg	0.0022	U	0.0022	U	0.0019	U	0.002	U	0.0018	U	0.002	U	0.0035	U	0.0019	U	0.0034	U
Methyl tert butyl ether	100	0.93	mg/kg	0.0022	U	0.0022	U	0.0019	U	0.002	U	0.0018	U	0.002	U	0.0035	U	0.0019	U	0.00044	J
p/m-Xylene			mg/kg	0.0022	U	0.0022	U	0.0019	U	0.002	U	0.0018	U	0.002	U	0.0035	U	0.0019	U	0.0034	U
o-Xylene			mg/kg	0.0011	U	0.0011	U	0.00093	U	0.00098	U	0.00092	U	0.001	U	0.0017	U	0.00097	U	0.0017	U
Xylenes, Total	100	0.26	mg/kg	0.0011	U	0.0011	U	0.00093	U	0.00098	U	0.00092	U	0.001	U	0.0017	U	0.00097	U	0.0017	U
cis-1,2-Dichloroethene	100	0.25	mg/kg	0.0011	U	0.0011	U	0.00093	U	0.00098	U	0.00092	U	0.001	U	0.0017	U	0.00097	U	0.0017	U
1,2-Dichloroethene, Total			mg/kg	0.0011	U	0.0011	U	0.00093	U	0.00098	U	0.00092	U	0.001	U	0.0017	U	0.00097	U	0.0017	U
Dibromomethane			mg/kg	0.0022	U	0.0022	U	0.0019	U	0.002	U	0.0018	U	0.002	U	0.0035	U	0.0019	U	0.0034	U
Styrene			mg/kg	0.0011	U	0.0011	U	0.00093	U	0.00098	U	0.00092	U	0.001	U	0.0017	U	0.00097	U	0.0017	U
Dichlorodifluoromethane			mg/kg	0.011	U	0.011	U	0.0093	U	0.0098	U	0.0092	U	0.01	U	0.017	U	0.0097	U	0.017	U
Acetone	100	0.05	mg/kg	0.011	U	0.011	U	0.0093	U	0.0098	U	0.0076	J	0.01	U	0.017	U	0.0097	U	0.019	
Carbon disulfide			mg/kg	0.0078	J	0.011	U	0.0093	U	0.0098	U	0.0092	U	0.01	U	0.017	U	0.0097	U	0.017	U
2-Butanone	100	0.12	mg/kg	0.011	U	0.011	U	0.0093	U	0.0098	U	0.0092	U	0.01	U	0.017	U	0.0097	U	0.017	U
Vinyl acetate			mg/kg	0.011	U	0.011	U	0.0093	U	0.0098	U	0.0092	U	0.01	U	0.017	U	0.0097	U	0.017	U
4-Methyl-2-pentanone			mg/kg	0.011	U	0.011	U	0.0093	U	0.0098	U	0.0092	U	0.01	U	0.017	U	0.0097	U	0.017	U
1,2,3-Trichloropropane			mg/kg	0.0022	U	0.0022	U	0.0019	U	0.002	U	0.0018	U	0.002	U	0.0035	U	0.0019	U	0.0034	U
2-Hexanone			mg/kg	0.011	U	0.011	U	0.0093	U	0.0098	U	0.0092	U	0.01	U	0.017	U	0.0097	U	0.017	U
Bromochloromethane			mg/kg	0.0022	U	0.0022	U	0.0019	U	0.002	U	0.0018	U	0.002	U	0.0035	U	0.0019	U	0.0034	U
2,2-Dichloropropane			mg/kg	0.0022	U	0.0022	U	0.0019	U	0.002	U	0.0018	U	0.002	U	0.0035	U	0.0019	U	0.0034	U
1,2-Dibromoethane			mg/kg	0.0011	U	0.0011	U	0.00093	U	0.00098	U	0.00092	U	0.001	U	0.0017	U	0.00097	U	0.0017	U
1,3-Dichloropropane			mg/kg	0.0022	U	0.0022	U	0.0019	U	0.002	U	0.0018	U	0.002	U	0.0035	U	0.0019	U	0.0034	U
1,1,1,2-Tetrachloroethane			mg/kg	0.00054	U	0.00056	U	0.00047	U	0.00049	U	0.00046	U	0.0005	U	0.00087	U	0.00049	U	0.00085	U
Bromobenzene			mg/kg	0.0022	U	0.0022	U	0.0019	U	0.002	U	0.0018	U	0.002	U	0.0035	U	0.0019	U	0.0034	U
n-Butylbenzene	100	12	mg/kg	0.0011	U	0.0011	U	0.00093	U	0.00098	U	0.00092	U	0.001	U	0.0017	U	0.00097	U	0.0017	U
sec-Butylbenzene	100	11	mg/kg	0.0011	U	0.0011	U	0.00093	U	0.00098	U	0.00092	U	0.001	U	0.0017	U	0.00097	U	0.0017	U
tert-Butylbenzene	100	5.9	mg/kg	0.0022	U	0.0022	U	0.0019	U	0.002	U	0.0018	U	0.002	U	0.0035	U	0.0019	U	0.0034	U
o-Chlorotoluene			mg/kg	0.0022	U	0.0022	U	0.0019	U	0.002	U	0.0018	U	0.002	U	0.0035	U	0.0019	U	0.0034	U
p-Chlorotoluene			mg/kg	0.0022	U	0.0022	U	0.0019	U	0.002	U	0.0018	U	0.002	U	0.0035	U	0.0019	U	0.0034	U
1,2-Dibromo-3-chloropropane			mg/kg	0.0032	U	0.0034	U	0.0028	U	0.0029	U	0.0028	U	0.003	U	0.0052	U	0.0029	U	0.0051	U
Hexachlorobutadiene			mg/kg	0.0043	U	0.0045	U	0.0037	U	0.0039	U	0.0037	U	0.004	U	0.007	U	0.0039	U	0.0068	U
Isopropylbenzene			mg/kg	0.0011	U	0.0011	U	0.00093	U	0.00098	U	0.00092	U	0.001	U	0.0017	U	0.00097	U	0.0017	U
p-Isopropyltoluene			mg/kg	0.0011	U	0.0011	U	0.00093	U	0.00098	U	0.00092	U	0.001	U	0.0017	U	0.00097	U	0.0017	U
Naphthalene	100	12	mg/kg	0.0021	J	0.0045	U	0.0037	U	0.0039	U	0.0037	U	0.004	U	0.007	U	0.0039	U	0.0068	U
Acrylonitrile			mg/kg	0.0043	U	0.0045	U	0.0037	U	0.0039	U	0.0037	U	0.004	U	0.007	U	0.0039	U	0.0068	U
n-Propylbenzene	100	3.9	mg/kg	0.0011	U	0.0011	U	0.00093	U	0.00098	U	0.00092	U	0.001	U	0.0017	U	0.00097	U	0.0017	U
1,2,3-Trichlorobenzene			mg/kg	0.0022	U	0.0022	U	0.0019	U	0.002	U	0.0018	U	0.002	U	0.0035	U	0.0019	U	0.0034	U
1,2,4-Trichlorobenzene			mg/kg	0.0022	U	0.0022	U	0.0019	U	0.002	U	0.0018	U	0.002	U	0.0035	U	0.0019	U	0.0034	U
1,3,5-Trimethylbenzene	52	8.4	mg/kg	0.0022	U	0.0022	U	0.0019	U	0.002	U	0.0018	U	0.002	U	0.0035	U	0.0019	U	0.0034	U
1,2,4-Trimethylbenzene	52	3.6	mg/kg	0.0022	U	0.0022	U	0.0019	U	0.002	U	0.0018	U	0.002	U	0.0035	U	0.0019	U	0.0034	U
1,4-Dioxane	13	0.1	mg/kg	0.087	U	0.089	U	0.075	U	0.078	U	0.074	U	0.08	U	0.14	U	0.078	U	0.14	U
p-Diethylbenzene			mg/kg	0.0022	U	0.0022	U	0.0019	U	0.002	U	0.0018	U	0.002	U	0.0035	U	0.0019	U	0.0034	U
p-Ethyltoluene			mg/kg	0.0022	U	0.0022	U	0.0019	U	0.002	U	0.0018	U	0.002	U	0.0035	U	0.0019	U	0.0034	U
1,2,4,5-Tetramethylbenzene			mg/kg	0.0022	U	0.0022	U	0.0019	U	0.002	U	0.0018	U	0.002	U	0.0035	U	0.0019	U	0.0034	U
Ethyl ether			mg/kg	0.0022	U	0.0022	U	0.0019	U	0.002	U	0.0018	U	0.002	U	0.0035	U	0.0019	U	0.0034	U
trans-1,4-Dichloro-2-butene			mg/kg	0.0054	U	0.0056	U	0.0047	U	0.0049	U	0.0046	U	0.005	U	0.0087	U	0.0049	U	0.0085	U

Notes
NY-RRSCO: New York NYCRR Part 375 Restricted-Residential Crite
NY-UUSCO: New York NYCRR Part 375 New York Unrestricted use
U - non-detect results
J - estimated results

Table 1a. Volatile Organic Compounds Analytical Results in Soil
151-169 Third Avenue, Brooklyn, NY

LOCATION				SB-5 (0-2')		SB-5 (13-15')		SB-6 (0-2')		SB-6 (12-14')		SB-7 (0-2')		SB-7 (12-14')	
SAMPLING DATE				1/18/2022		1/18/2022		1/19/2022		1/19/2022		1/18/2022		1/18/2022	
LAB SAMPLE ID				L2202719-10		L2202719-11		L2202937-01		L2202937-02		L2202719-12		L2202719-13	
	NY-RRSCO	NY-UUSCO	Units	Results	Qual	Results	Qual	Results	Qual	Results	Qual	Results	Qual	Results	Qual
Volatile Organics															
Benzene	4.8	0.06	mg/kg	0.008		0.00048	U	0.00045	U	0.00052	U	0.00048	U	0.00065	U
Ethylbenzene	41	1	mg/kg	0.0011		0.00096	U	0.0009	U	0.001	U	0.00095	U	0.0013	U
Chloromethane			mg/kg	0.0042	U	0.0039	U	0.0036	U	0.0041	U	0.0038	U	0.0052	U
Bromomethane			mg/kg	0.0021	U	0.0019	U	0.0018	U	0.0021	U	0.0019	U	0.0026	U
Vinyl chloride	0.9	0.02	mg/kg	0.001	U	0.00096	U	0.0009	U	0.001	U	0.00095	U	0.0013	U
Chloroethane			mg/kg	0.0021	U	0.0019	U	0.0018	U	0.0021	U	0.0019	U	0.0026	U
1,1-Dichloroethene	100	0.33	mg/kg	0.001	U	0.00096	U	0.0009	U	0.001	U	0.00095	U	0.0013	U
trans-1,2-Dichloroethene	100	0.19	mg/kg	0.0016	U	0.0014	U	0.0013	U	0.0015	U	0.0014	U	0.002	U
Trichloroethene	21	0.47	mg/kg	0.00052	U	0.00048	U	0.00045	U	0.00052	U	0.00048	U	0.00065	U
1,2-Dichlorobenzene	100	1.1	mg/kg	0.0021	U	0.0019	U	0.0018	U	0.0021	U	0.0019	U	0.0026	U
1,3-Dichlorobenzene	49	2.4	mg/kg	0.0021	U	0.0019	U	0.0018	U	0.0021	U	0.0019	U	0.0026	U
1,4-Dichlorobenzene	13	1.8	mg/kg	0.0021	U	0.00016	J	0.0018	U	0.0021	U	0.0019	U	0.0026	U
Methyl tert butyl ether	100	0.93	mg/kg	0.0034		0.0019	U	0.0018	U	0.0021	U	0.0019	U	0.00069	J
p/m-Xylene			mg/kg	0.003		0.0019	U	0.0018	U	0.0021	U	0.0019	U	0.0026	U
o-Xylene			mg/kg	0.00045	J	0.00096	U	0.0009	U	0.001	U	0.00095	U	0.0013	U
Xylenes, Total	100	0.26	mg/kg	0.0035	J	0.00096	U	0.0009	U	0.001	U	0.00095	U	0.0013	U
cis-1,2-Dichloroethene	100	0.25	mg/kg	0.001	U	0.00096	U	0.0009	U	0.001	U	0.00095	U	0.0013	U
1,2-Dichloroethene, Total			mg/kg	0.001	U	0.00096	U	0.0009	U	0.001	U	0.00095	U	0.0013	U
Dibromomethane			mg/kg	0.0021	U	0.0019	U	0.0018	U	0.0021	U	0.0019	U	0.0026	U
Styrene			mg/kg	0.001	U	0.00096	U	0.0009	U	0.001	U	0.00095	U	0.0013	U
Dichlorodifluoromethane			mg/kg	0.01	U	0.0096	U	0.009	U	0.01	U	0.0095	U	0.013	U
Acetone	100	0.05	mg/kg	0.0089	J	0.0096	U	0.009	U	0.025		0.0095	U	0.012	J
Carbon disulfide			mg/kg	0.01	U	0.0096	U	0.009	U	0.01	U	0.0095	U	0.013	U
2-Butanone	100	0.12	mg/kg	0.01	U	0.0096	U	0.009	U	0.01	U	0.0095	U	0.013	U
Vinyl acetate			mg/kg	0.01	U	0.0096	U	0.009	U	0.01	U	0.0095	U	0.013	U
4-Methyl-2-pentanone			mg/kg	0.01	U	0.0096	U	0.009	U	0.01	U	0.0095	U	0.013	U
1,2,3-Trichloropropane			mg/kg	0.0021	U	0.0019	U	0.0018	U	0.0021	U	0.0019	U	0.0026	U
2-Hexanone			mg/kg	0.01	U	0.0096	U	0.009	U	0.01	U	0.0095	U	0.013	U
Bromochloromethane			mg/kg	0.0021	U	0.0019	U	0.0018	U	0.0021	U	0.0019	U	0.0026	U
2,2-Dichloropropane			mg/kg	0.0021	U	0.0019	U	0.0018	U	0.0021	U	0.0019	U	0.0026	U
1,2-Dibromoethane			mg/kg	0.001	U	0.00096	U	0.0009	U	0.001	U	0.00095	U	0.0013	U
1,3-Dichloropropane			mg/kg	0.0021	U	0.0019	U	0.0018	U	0.0021	U	0.0019	U	0.0026	U
1,1,1,2-Tetrachloroethane			mg/kg	0.00052	U	0.00048	U	0.00045	U	0.00052	U	0.00048	U	0.00065	U
Bromobenzene			mg/kg	0.0021	U	0.0019	U	0.0018	U	0.0021	U	0.0019	U	0.0026	U
n-Butylbenzene	100	12	mg/kg	0.001	U	0.00096	U	0.0009	U	0.001	U	0.00095	U	0.0013	U
sec-Butylbenzene	100	11	mg/kg	0.001	U	0.00096	U	0.0009	U	0.00016	J	0.00095	U	0.0013	U
tert-Butylbenzene	100	5.9	mg/kg	0.0021	U	0.0019	U	0.0018	U	0.0021	U	0.0019	U	0.0026	U
o-Chlorotoluene			mg/kg	0.0021	U	0.0019	U	0.0018	U	0.0021	U	0.0019	U	0.0026	U
p-Chlorotoluene			mg/kg	0.0021	U	0.0019	U	0.0018	U	0.0021	U	0.0019	U	0.0026	U
1,2-Dibromo-3-chloropropane			mg/kg	0.0031	U	0.0029	U	0.0027	U	0.0031	U	0.0029	U	0.0039	U
Hexachlorobutadiene			mg/kg	0.0042	U	0.0039	U	0.0036	U	0.0041	U	0.0038	U	0.0052	U
Isopropylbenzene			mg/kg	0.00012	J	0.00096	U	0.0009	U	0.001	U	0.00095	U	0.0013	U
p-Isopropyltoluene			mg/kg	0.001	U	0.00096	U	0.0009	U	0.001	U	0.00095	U	0.0013	U
Naphthalene	100	12	mg/kg	0.0042	U	0.0039	U	0.0036	U	0.0041	U	0.0038	U	0.0052	U
Acrylonitrile			mg/kg	0.0042	U	0.0039	U	0.0036	U	0.0041	U	0.0038	U	0.0052	U
n-Propylbenzene	100	3.9	mg/kg	0.00031	J	0.00096	U	0.0009	U	0.001	U	0.00095	U	0.0013	U
1,2,3-Trichlorobenzene			mg/kg	0.0021	U	0.0019	U	0.0018	U	0.0021	U	0.0019	U	0.0026	U
1,2,4-Trichlorobenzene			mg/kg	0.0021	U	0.0019	U	0.0018	U	0.0021	U	0.0019	U	0.0026	U
1,3,5-Trimethylbenzene	52	8.4	mg/kg	0.0021	U	0.0019	U	0.0018	U	0.0021	U	0.0019	U	0.0026	U
1,2,4-Trimethylbenzene	52	3.6	mg/kg	0.001	J	0.0019	U	0.0018	U	0.0021	U	0.0019	U	0.0026	U
1,4-Dioxane	13	0.1	mg/kg	0.083	U	0.077	U	0.072	U	0.082	U	0.076	U	0.1	U
p-Diethylbenzene			mg/kg	0.0021	U	0.0019	U	0.0018	U	0.0021	U	0.0019	U	0.0026	U
p-Ethyltoluene			mg/kg	0.00067	J	0.0019	U	0.0018	U	0.0021	U	0.0019	U	0.0026	U
1,2,4,5-Tetramethylbenzene			mg/kg	0.00023	J	0.0019	U	0.0018	U	0.0021	U	0.0019	U	0.0026	U
Ethyl ether			mg/kg	0.0021	U	0.0019	U	0.0018	U	0.0021	U	0.0019	U	0.0026	U
trans-1,4-Dichloro-2-butene			mg/kg	0.0052	U	0.0048	U	0.0045	U	0.0052	U	0.0048	U	0.0065	U

Notes
NY-RRSCO: New York NYCRR Part 375 Restricted-Residential Crite
NY-UUSCO: New York NYCRR Part 375 New York Unrestricted use
U - non-detect results
J - estimated results

Table 1b. Semi-Volatile Organic Compounds Analytical Results in Soil
151-169 Third Avenue, Brooklyn, NY

LOCATION				B-1 (1-3')		B-2 (8-10')		B-3 (5-7')		B-4 (13-15')		B-5 (8-10')		B-6 (12-14')		B-7 (2-4')	
SAMPLING DATE				12/1/2021		12/1/2021		12/1/2021		12/1/2021		12/1/2021		12/1/2021		12/1/2021	
LAB SAMPLE ID				L2165831-01		L2165831-02		L2165831-03		L2165831-04		L2165831-05		L2165831-06		L2165831-07	
	NY-RRSCO	NY-UUSCO	Units	Results	Qual	Results	Qual	Results	Qual	Results	Qual	Results	Qual	Results	Qual	Results	Qual
Semivolatile Organics by GC/MS																	
Acenaphthene	100	20	mg/kg	0.65	J	0.043	J	0.038	J	0.18	U	0.15	U	0.15	U	0.18	
1,2,4-Trichlorobenzene			mg/kg	0.96	U	0.19	U	0.2	U	0.23	U	0.19	U	0.19	U	0.18	U
Hexachlorobenzene	1.2	0.33	mg/kg	0.57	U	0.12	U	0.12	U	0.14	U	0.12	U	0.11	U	0.11	U
Bis(2-chloroethyl)ether			mg/kg	0.86	U	0.18	U	0.18	U	0.21	U	0.17	U	0.17	U	0.16	U
2-Chloronaphthalene			mg/kg	0.96	U	0.19	U	0.2	U	0.23	U	0.19	U	0.19	U	0.18	U
1,2-Dichlorobenzene	100	1.1	mg/kg	0.96	U	0.19	U	0.2	U	0.23	U	0.19	U	0.19	U	0.18	U
1,3-Dichlorobenzene	49	2.4	mg/kg	0.96	U	0.19	U	0.2	U	0.23	U	0.19	U	0.19	U	0.18	U
1,4-Dichlorobenzene	13	1.8	mg/kg	0.96	U	0.19	U	0.2	U	0.23	U	0.19	U	0.19	U	0.18	U
3,3'-Dichlorobenzidine			mg/kg	0.96	U	0.19	U	0.2	U	0.23	U	0.19	U	0.19	U	0.18	U
2,4-Dinitrotoluene			mg/kg	0.96	U	0.19	U	0.2	U	0.23	U	0.19	U	0.19	U	0.18	U
2,6-Dinitrotoluene			mg/kg	0.96	U	0.19	U	0.2	U	0.23	U	0.19	U	0.19	U	0.18	U
Fluoranthene	100	100	mg/kg	13		0.44		0.71		0.14	U	0.12	U	0.061	J	3	
4-Chlorophenyl phenyl ether			mg/kg	0.96	U	0.19	U	0.2	U	0.23	U	0.19	U	0.19	U	0.18	U
4-Bromophenyl phenyl ether			mg/kg	0.96	U	0.19	U	0.2	U	0.23	U	0.19	U	0.19	U	0.18	U
Bis(2-chloroisopropyl)ether			mg/kg	1.1	U	0.23	U	0.24	U	0.28	U	0.23	U	0.23	U	0.21	U
Bis(2-chloroethoxy)methane			mg/kg	1	U	0.21	U	0.22	U	0.25	U	0.21	U	0.2	U	0.19	U
Hexachlorobutadiene			mg/kg	0.96	U	0.19	U	0.2	U	0.23	U	0.19	U	0.19	U	0.18	U
Hexachlorocyclopentadiene			mg/kg	2.7	U	0.56	U	0.58	U	0.66	U	0.55	U	0.54	U	0.51	U
Hexachloroethane			mg/kg	0.76	U	0.16	U	0.16	U	0.18	U	0.15	U	0.15	U	0.14	U
Isophorone			mg/kg	0.86	U	0.18	U	0.18	U	0.21	U	0.17	U	0.17	U	0.16	U
Naphthalene	100	12	mg/kg	0.32	J	0.028	J	0.034	J	0.33		0.19	U	0.39		0.21	
Nitrobenzene			mg/kg	0.86	U	0.18	U	0.18	U	0.21	U	0.17	U	0.17	U	0.16	U
NDPA/DPA			mg/kg	0.76	U	0.16	U	0.16	U	0.18	U	0.15	U	0.15	U	0.14	U
n-Nitrosodi-n-propylamine			mg/kg	0.96	U	0.19	U	0.2	U	0.23	U	0.19	U	0.19	U	0.18	U
Bis(2-ethylhexyl)phthalate			mg/kg	0.96	U	0.19	U	0.2	U	0.23	U	0.19	U	0.19	U	0.36	
Butyl benzyl phthalate			mg/kg	0.34	J	0.19	U	0.2	U	0.23	U	0.19	U	0.19	U	0.18	U
Di-n-butylphthalate			mg/kg	0.96	U	0.19	U	0.2	U	0.23	U	0.19	U	0.19	U	0.18	U
Di-n-octylphthalate			mg/kg	0.96	U	0.19	U	0.2	U	0.23	U	0.19	U	0.19	U	0.18	U
Diethyl phthalate			mg/kg	0.96	U	0.19	U	0.2	U	0.23	U	0.19	U	0.19	U	0.18	U
Dimethyl phthalate			mg/kg	0.96	U	0.19	U	0.2	U	0.23	U	0.19	U	0.19	U	0.18	U
Benzo(a)anthracene	1	1	mg/kg	5.7		0.21		0.33		0.14	U	0.12	U	0.091	J	**1.4**	
Benzo(a)pyrene	1	1	mg/kg	5.5		0.19		0.32		0.18	U	0.15	U	0.14	J	**1.6**	
Benzo(b)fluoranthene	1	1	mg/kg	6.8		0.22		0.42		0.14	U	0.12	U	0.13		**2.1**	
Benzo(k)fluoranthene	3.9	0.8	mg/kg	2.6		0.077	J	0.14		0.14	U	0.12	U	0.037	J	0.63	
Chrysene	3.9	1	mg/kg	**5.6**		0.2		0.33		0.14	U	0.12	U	0.086	J	1.4	
Acenaphthylene	100	100	mg/kg	0.47	J	0.16	U	0.16	U	0.18	U	0.15	U	0.15	U	0.16	
Anthracene	100	100	mg/kg	1.8		0.1	J	0.09	J	0.14	U	0.12	U	0.11	U	0.41	
Benzo(ghi)perylene	100	100	mg/kg	3.4		0.099	J	0.22		0.18	U	0.15	U	0.14	J	1	
Fluorene	100	30	mg/kg	0.7	J	0.044	J	0.035	J	0.23	U	0.19	U	0.19	U	0.16	J
Phenanthrene	100	100	mg/kg	7.6		0.34		0.44		0.14	U	0.12	U	0.053	J	1.8	
Dibenzo(a,h)anthracene	0.33	0.33	mg/kg	**0.79**		0.032	J	0.06	J	0.14	U	0.12	U	0.04	J	0.27	
Indeno(1,2,3-cd)pyrene	0.5	0.5	mg/kg	**3.8**		0.15	J	0.27		0.18	U	0.15	U	0.15		**1.2**	
Pyrene	100	100	mg/kg	12		0.36		0.61		0.14	U	0.12	U	0.07	J	2.9	
Biphenyl			mg/kg	2.2	U	0.44	U	0.46	U	0.53	U	0.44	U	0.43	U	0.41	U
4-Chloroaniline			mg/kg	0.96	U	0.19	U	0.2	U	0.23	U	0.19	U	0.19	U	0.18	U
2-Nitroaniline			mg/kg	0.96	U	0.19	U	0.2	U	0.23	U	0.19	U	0.19	U	0.18	U
3-Nitroaniline			mg/kg	0.96	U	0.19	U	0.2	U	0.23	U	0.19	U	0.19	U	0.18	U
4-Nitroaniline			mg/kg	0.96	U	0.19	U	0.2	U	0.23	U	0.19	U	0.19	U	0.18	U
Dibenzofuran	59	7	mg/kg	0.4	J	0.025	J	0.022	J	0.23	U	0.19	U	0.19	U	0.16	J
2-Methylnaphthalene			mg/kg	0.18	J	0.23	U	0.24	U	0.11	J	0.23	U	0.32		0.1	J
1,2,4,5-Tetrachlorobenzene			mg/kg	0.96	U	0.19	U	0.2	U	0.23	U	0.19	U	0.19	U	0.18	U
Acetophenone			mg/kg	0.96	U	0.19	U	0.2	U	0.23	U	0.19	U	0.19	U	0.18	U
2,4,6-Trichlorophenol			mg/kg	0.57	U	0.12	U	0.12	U	0.14	U	0.12	U	0.11	U	0.11	U
p-Chloro-m-cresol			mg/kg	0.96	U	0.19	U	0.2	U	0.23	U	0.19	U	0.19	U	0.18	U
2-Chlorophenol			mg/kg	0.96	U	0.19	U	0.2	U	0.23	U	0.19	U	0.19	U	0.18	U
2,4-Dichlorophenol			mg/kg	0.86	U	0.18	U	0.18	U	0.21	U	0.17	U	0.17	U	0.16	U
2,4-Dimethylphenol			mg/kg	0.96	U	0.19	U	0.2	U	0.23	U	0.19	U	0.19	U	0.18	U
2-Nitrophenol			mg/kg	2.1	U	0.42	U	0.43	U	0.5	U	0.42	U	0.41	U	0.38	U
4-Nitrophenol			mg/kg	1.3	U	0.27	U	0.28	U	0.32	U	0.27	U	0.27	U	0.25	U
2,4-Dinitrophenol			mg/kg	4.6	U	0.93	U	0.96	U	1.1	U	0.92	U	0.91	U	0.86	U
4,6-Dinitro-o-cresol			mg/kg	2.5	U	0.51	U	0.52	U	0.6	U	0.5	U	0.5	U	0.46	U
Pentachlorophenol	6.7	0.8	mg/kg	0.76	U	0.16	U	0.16	U	0.18	U	0.15	U	0.15	U	0.14	U
Phenol	100	0.33	mg/kg	0.96	U	0.19	U	0.2	U	0.23	U	0.19	U	0.19	U	0.18	U
2-Methylphenol	100	0.33	mg/kg	0.96	U	0.19	U	0.2	U	0.23	U	0.19	U	0.19	U	0.18	U
3-Methylphenol/4-Methylpheno	100	0.33	mg/kg	1.4	U	0.28	U	0.29	U	0.058	J	0.28	U	0.27	U	0.26	U
2,4,5-Trichlorophenol			mg/kg	0.96	U	0.19	U	0.2	U	0.23	U	0.19	U	0.19	U	0.18	U
Benzoic Acid			mg/kg	3.1	U	0.63	U	0.65	U	0.75	U	0.62	U	0.62	U	0.58	U
Benzyl Alcohol			mg/kg	0.96	U	0.19	U	0.2	U	0.23	U	0.19	U	0.19	U	0.18	U
Carbazole			mg/kg	0.59	J	0.032	J	0.05	J	0.23	U	0.19	U	0.19	U	0.18	
1,4-Dioxane	13	0.1	mg/kg	0.14	U	0.029	U	0.03	U	0.035	U	0.029	U	0.028	U	0.027	U

Notes
NY-RRSCO: New York NYCRR Part 375 Restricted-Residential Criteria
NY-UUSCO: New York NYCRR Part 375 New York Unrestricted use Criteria
U - non-detect results
J - estimated results

Highlighted - exceedance of UUSCO
bold Red Highlighted - exceedance of RRSCO

Table 1b. Semi-Volatile Organic Compounds Analytical Results in Soil
151-169 Third Avenue, Brooklyn, NY

LOCATION				SB-1 (0-2')		SB-1 (13-14')		SB-1 (17-19')		SB-2 (0-2')		SB-2 (18-20')		SB-3 (0-2')		SB-3 (13-15')	
SAMPLING DATE				1/18/2022		1/18/2022		1/18/2022		1/18/2022		1/18/2022		1/18/2022		1/18/2022	
LAB SAMPLE ID				L2202719-01		L2202719-02		L2202719-03		L2202719-04		L2202719-05		L2202719-06		L2202719-07	
				SOIL		SOIL		SOIL		SOIL		SOIL		SOIL		SOIL	
	NY-RRSCO	NY-UUSCO	Units	Results	Qual	Results	Qual	Results	Qual	Results	Qual	Results	Qual	Results	Qual	Results	Qual
Semivolatile Organics by GC/MS																	
1,2,4,5-Tetrachlorobenzene			mg/kg	0.18	U	0.2	U	0.18	U	0.19	U	0.19	U	0.18	U	0.21	U
1,2,4-Trichlorobenzene			mg/kg	0.18	U	0.2	U	0.18	U	0.19	U	0.19	U	0.18	U	0.21	U
1,2-Dichlorobenzene	100	1.1	mg/kg	0.18	U	0.2	U	0.18	U	0.19	U	0.19	U	0.18	U	0.21	U
1,3-Dichlorobenzene	49	2.4	mg/kg	0.18	U	0.2	U	0.18	U	0.19	U	0.19	U	0.18	U	0.21	U
1,4-Dichlorobenzene	13	1.8	mg/kg	0.18	U	0.2	U	0.18	U	0.19	U	0.19	U	0.18	U	0.21	U
1,4-Dioxane	13	0.1	mg/kg	0.027	U	0.03	U	0.028	U	-	-	0.029	U	0.027	U	0.031	U
2,4,5-Trichlorophenol			mg/kg	0.18	U	0.2	U	0.18	U	0.19	U	0.19	U	0.18	U	0.21	U
2,4,6-Trichlorophenol			mg/kg	0.11	U	0.12	U	0.11	U	0.11	U	0.12	U	0.11	U	0.12	U
2,4-Dichlorophenol			mg/kg	0.16	U	0.18	U	0.17	U	0.17	U	0.17	U	0.16	U	0.19	U
2,4-Dimethylphenol			mg/kg	0.18	U	0.2	U	0.18	U	0.19	U	0.19	U	0.18	U	0.21	U
2,4-Dinitrophenol			mg/kg	0.86	U	0.95	U	0.89	U	0.9	U	0.92	U	0.87	U	1	U
2,4-Dinitrotoluene			mg/kg	0.18	U	0.2	U	0.18	U	0.19	U	0.19	U	0.18	U	0.21	U
2,6-Dinitrotoluene			mg/kg	0.18	U	0.2	U	0.18	U	0.19	U	0.19	U	0.18	U	0.21	U
2-Chloronaphthalene			mg/kg	0.18	U	0.2	U	0.18	U	0.19	U	0.19	U	0.18	U	0.21	U
2-Chlorophenol			mg/kg	0.18	U	0.2	U	0.18	U	0.19	U	0.19	U	0.18	U	0.21	U
2-Methylnaphthalene			mg/kg	0.18	J	0.24	U	0.22	U	0.46		0.23	U	0.032	J	0.038	J
2-Methylphenol	100	0.33	mg/kg	0.18	U	0.2	U	0.18	U	0.19	U	0.19	U	0.18	U	0.21	U
2-Nitroaniline			mg/kg	0.18	U	0.2	U	0.18	U	0.19	U	0.19	U	0.18	U	0.21	U
2-Nitrophenol			mg/kg	0.39	U	0.42	U	0.4	U	0.41	U	0.42	U	0.39	U	0.45	U
3,3'-Dichlorobenzidine			mg/kg	0.18	U	0.2	U	0.18	U	0.19	U	0.19	U	0.18	U	0.21	U
3-Methylphenol/4-Methylpheno	100	0.33	mg/kg	0.095	J	0.28	U	0.26	U	0.046	J	0.28	U	0.26	U	0.22	J
3-Nitroaniline			mg/kg	0.18	U	0.2	U	0.18	U	0.19	U	0.19	U	0.18	U	0.21	U
4,6-Dinitro-o-cresol			mg/kg	0.47	U	0.51	U	0.48	U	0.49	U	0.5	U	0.47	U	0.54	U
4-Bromophenyl phenyl ether			mg/kg	0.18	U	0.2	U	0.18	U	0.19	U	0.19	U	0.18	U	0.21	U
4-Chloroaniline			mg/kg	0.18	U	0.2	U	0.18	U	0.19	U	0.19	U	0.18	U	0.21	U
4-Chlorophenyl phenyl ether			mg/kg	0.18	U	0.2	U	0.18	U	0.19	U	0.19	U	0.18	U	0.21	U
4-Nitroaniline			mg/kg	0.18	U	0.2	U	0.18	U	0.19	U	0.19	U	0.18	U	0.21	U
4-Nitrophenol			mg/kg	0.25	U	0.28	U	0.26	U	0.26	U	0.27	U	0.25	U	0.29	U
Acenaphthene	100	20	mg/kg	0.71		0.16	U	0.15	U	1.2		0.15	U	0.041	J	0.029	J
Acenaphthylene	100	100	mg/kg	2.8		0.16	U	0.15	U	0.13	J	0.15	U	0.13	J	0.15	J
Acetophenone			mg/kg	0.18	U	0.2	U	0.18	U	0.19	U	0.19	U	0.18	U	0.21	U
Anthracene	100	100	mg/kg	3		0.12	U	0.11	U	1.7		0.12	U	0.18		0.18	
Benzo(a)anthracene	1	1	mg/kg	8.9		0.064	J	0.11	U	5.3		0.038	J	0.74		1	
Benzo(a)pyrene	1	1	mg/kg	9.2		0.061	J	0.15	U	4.5		0.15	U	0.72		0.74	
Benzo(b)fluoranthene	1	1	mg/kg	12		0.072	J	0.11	U	6.1		0.041	J	0.95		0.94	
Benzo(ghi)perylene	100	100	mg/kg	6.4		0.033	J	0.15	U	2.9		0.15	U	0.49		0.34	
Benzo(k)fluoranthene	3.9	0.8	mg/kg	4		0.12	U	0.11	U	2		0.12	U	0.34		0.36	
Benzoic Acid			mg/kg	0.58	U	0.64	U	0.6	U	0.61	U	0.62	U	0.59	U	0.68	U
Benzyl Alcohol			mg/kg	0.18	U	0.2	U	0.18	U	0.19	U	0.19	U	0.18	U	0.21	U
Biphenyl			mg/kg	0.06	J	0.45	U	0.42	U	0.1	J	0.44	U	0.41	U	0.48	U
Bis(2-chloroethoxy)methane			mg/kg	0.19	U	0.21	U	0.2	U	0.2	U	0.21	U	0.2	U	0.23	U
Bis(2-chloroethyl)ether			mg/kg	0.16	U	0.18	U	0.17	U	0.17	U	0.17	U	0.16	U	0.19	U
Bis(2-chloroisopropyl)ether			mg/kg	0.22	U	0.24	U	0.22	U	0.22	U	0.23	U	0.22	U	0.25	U
Bis(2-ethylhexyl)phthalate			mg/kg	0.093	J	0.2	U	0.18	U	0.19	U	0.19	U	0.23		0.21	U
Butyl benzyl phthalate			mg/kg	0.057	J	0.2	U	0.18	U	0.19	U	0.19	U	0.18	U	0.21	U
Carbazole			mg/kg	1		0.2	U	0.18	U	0.47		0.19	U	0.067	J	0.072	J
Chrysene	3.9	1	mg/kg	8.9		0.062	J	0.11	U	5.5		0.036	J	0.75		0.9	
Di-n-butylphthalate			mg/kg	0.18	U	0.2	U	0.18	U	0.19	U	0.19	U	0.18	U	0.21	U
Di-n-octylphthalate			mg/kg	0.18	U	0.2	U	0.18	U	0.19	U	0.19	U	0.18	U	0.21	U
Dibenzo(a,h)anthracene	0.33	0.33	mg/kg	2		0.12	U	0.11	U	0.71		0.12	U	0.11		0.11	J
Dibenzofuran	59	7	mg/kg	0.39		0.2	U	0.18	U	0.85		0.19	U	0.028	J	0.061	J
Diethyl phthalate			mg/kg	0.18	U	0.2	U	0.18	U	0.19	U	0.19	U	0.18	U	0.21	U
Dimethyl phthalate			mg/kg	0.18	U	0.2	U	0.18	U	0.19	U	0.19	U	0.18	U	0.21	U
Fluoranthene	100	100	mg/kg	17		0.1	J	0.11	U	10		0.071	J	1.4		1.7	
Fluorene	100	30	mg/kg	0.8		0.2	U	0.18	U	0.61		0.19	U	0.04	J	0.07	J
Hexachlorobenzene	1.2	0.33	mg/kg	0.11	U	0.12	U	0.11	U	0.11	U	0.12	U	0.11	U	0.12	U
Hexachlorobutadiene			mg/kg	0.18	U	0.2	U	0.18	U	0.19	U	0.19	U	0.18	U	0.21	U
Hexachlorocyclopentadiene			mg/kg	0.52	U	0.56	U	0.53	U	0.54	U	0.55	U	0.52	U	0.6	U
Hexachloroethane			mg/kg	0.14	U	0.16	U	0.15	U	0.15	U	0.15	U	0.14	U	0.17	U
Indeno(1,2,3-cd)pyrene	0.5	0.5	mg/kg	7.5		0.04	J	0.15	U	3.1		0.15	U	0.55		0.44	
Isophorone			mg/kg	0.16	U	0.18	U	0.17	U	0.17	U	0.17	U	0.16	U	0.19	U
n-Nitrosodi-n-propylamine			mg/kg	0.18	U	0.2	U	0.18	U	0.19	U	0.19	U	0.18	U	0.21	U
Naphthalene	100	12	mg/kg	0.34		0.2	U	0.18	U	0.9		0.19	U	0.063	J	0.11	J
NDPA/DPA			mg/kg	0.14	U	0.16	U	0.15	U	0.15	U	0.15	U	0.14	U	0.17	U
Nitrobenzene			mg/kg	0.16	U	0.18	U	0.17	U	0.17	U	0.17	U	0.16	U	0.19	U
p-Chloro-m-cresol			mg/kg	0.18	U	0.2	U	0.18	U	0.19	U	0.19	U	0.18	U	0.21	U
Pentachlorophenol	6.7	0.8	mg/kg	0.14	U	0.16	U	0.15	U	0.15	U	0.15	U	0.14	U	0.17	U
Phenanthrene	100	100	mg/kg	7.9		0.062	J	0.11	U	9.8		0.046	J	0.67		0.69	
Phenol	100	0.33	mg/kg	0.064	J	0.2	U	0.18	U	0.029	J	0.19	U	0.18	U	0.048	J
Pyrene	100	100	mg/kg	14		0.092	J	0.11	U	8.9		0.066	J	1.2		1.3	

Notes
NY-RRSCO: New York NYCRR Part 375 Restricted-Residential Criteria
NY-UUSCO: New York NYCRR Part 375 New York Unrestricted use Criteria
U - non-detect results
J - estimated results

Highlighted - exceedance of UUSCO
bold Red Highlighted - exceedance of RRSCO

Table 1b. Semi-Volatile Organic Compounds Analytical Results in Soil
151-169 Third Avenue, Brooklyn, NY

LOCATION				SB-4 (0-2')		SB-4 (12-14')		SB-5 (0-2')		SB-5 (13-15')		SB-6 (0-2')		SB-6 (12-14')		SB-7 (0-2')		SB-7 (12-14')	
SAMPLING DATE				1/18/2022		1/18/2022		1/18/2022		1/18/2022		1/19/2022		1/19/2022		1/18/2022		1/18/2022	
LAB SAMPLE ID				L2202719-08		L2202719-09		L2202719-10		L2202719-11		L2202937-01		L2202937-02		L2202719-12		L2202719-13	
				SOIL		SOIL		SOIL		SOIL		SOIL		SOIL		SOIL		SOIL	
	NY-RRSCO	NY-UUSCO	Units	Results	Qual	Results	Qual	Results	Qual	Results	Qual	Results	Qual	Results	Qual	Results	Qual	Results	Qual
Semivolatile Organics by GC/MS																			
1,2,4,5-Tetrachlorobenzene			mg/kg	0.18	U	0.2	U	0.18	U	0.2	U	0.18	U	0.19	U	0.19	U	0.24	U
1,2,4-Trichlorobenzene			mg/kg	0.18	U	0.2	U	0.18	U	0.2	U	0.18	U	0.19	U	0.19	U	0.24	U
1,2-Dichlorobenzene	100	1.1	mg/kg	0.18	U	0.2	U	0.18	U	0.2	U	0.18	U	0.19	U	0.19	U	0.24	U
1,3-Dichlorobenzene	49	2.4	mg/kg	0.18	U	0.2	U	0.18	U	0.2	U	0.18	U	0.19	U	0.19	U	0.24	U
1,4-Dichlorobenzene	13	1.8	mg/kg	0.18	U	0.2	U	0.18	U	0.2	U	0.18	U	0.19	U	0.19	U	0.24	U
1,4-Dioxane	13	0.1	mg/kg	0.027	U	0.029	U	0.028	U	0.03	U	0.027	U	0.029	U	0.028	U	0.036	U
2,4,5-Trichlorophenol			mg/kg	0.18	U	0.2	U	0.18	U	0.2	U	0.18	U	0.19	U	0.19	U	0.24	U
2,4,6-Trichlorophenol			mg/kg	0.11	U	0.12	U	0.11	U	0.12	U	0.11	U	0.11	U	0.11	U	0.14	U
2,4-Dichlorophenol			mg/kg	0.16	U	0.18	U	0.17	U	0.18	U	0.16	U	0.17	U	0.17	U	0.22	U
2,4-Dimethylphenol			mg/kg	0.18	U	0.2	U	0.18	U	0.2	U	0.18	U	0.19	U	0.19	U	0.24	U
2,4-Dinitrophenol			mg/kg	0.86	U	0.94	U	0.89	U	0.96	U	0.86	U	0.92	U	0.9	U	1.2	U
2,4-Dinitrotoluene			mg/kg	0.18	U	0.2	U	0.18	U	0.2	U	0.18	U	0.19	U	0.19	U	0.24	U
2,6-Dinitrotoluene			mg/kg	0.18	U	0.2	U	0.18	U	0.2	U	0.18	U	0.19	U	0.19	U	0.24	U
2-Chloronaphthalene			mg/kg	0.18	U	0.2	U	0.18	U	0.2	U	0.18	U	0.19	U	0.19	U	0.24	U
2-Chlorophenol			mg/kg	0.18	U	0.2	U	0.18	U	0.2	U	0.18	U	0.19	U	0.19	U	0.24	U
2-Methylnaphthalene			mg/kg	0.047	J	0.062	J	0.09	J	0.24	U	0.12	J	0.23	U	0.21	J	0.057	J
2-Methylphenol	100	0.33	mg/kg	0.18	U	0.2	U	0.18	U	0.2	U	0.18	U	0.19	U	0.19	U	0.24	U
2-Nitroaniline			mg/kg	0.18	U	0.2	U	0.18	U	0.2	U	0.18	U	0.19	U	0.19	U	0.24	U
2-Nitrophenol			mg/kg	0.39	U	0.42	U	0.4	U	0.43	U	0.39	U	0.41	U	0.4	U	0.52	U
3,3'-Dichlorobenzidine			mg/kg	0.18	U	0.2	U	0.18	U	0.2	U	0.18	U	0.19	U	0.19	U	0.24	U
3-Methylphenol/4-Methylpheno	100	0.33	mg/kg	0.26	U	0.24	J	0.27	U	0.29	U	0.26	U	0.27	U	0.045	J	0.64	
3-Nitroaniline			mg/kg	0.18	U	0.2	U	0.18	U	0.2	U	0.18	U	0.19	U	0.19	U	0.24	U
4,6-Dinitro-o-cresol			mg/kg	0.47	U	0.51	U	0.48	U	0.52	U	0.47	U	0.5	U	0.49	U	0.63	U
4-Bromophenyl phenyl ether			mg/kg	0.18	U	0.2	U	0.18	U	0.2	U	0.18	U	0.19	U	0.19	U	0.24	U
4-Chloroaniline			mg/kg	0.18	U	0.2	U	0.18	U	0.2	U	0.18	U	0.19	U	0.19	U	0.24	U
4-Chlorophenyl phenyl ether			mg/kg	0.18	U	0.2	U	0.18	U	0.2	U	0.18	U	0.19	U	0.19	U	0.24	U
4-Nitroaniline			mg/kg	0.18	U	0.2	U	0.18	U	0.2	U	0.18	U	0.19	U	0.19	U	0.24	U
4-Nitrophenol			mg/kg	0.25	U	0.28	U	0.26	U	0.28	U	0.25	U	0.27	U	0.26	U	0.34	U
Acenaphthene	100	20	mg/kg	0.075	J	0.16		0.2		0.16	U	0.51		0.15	U	1		0.19	
Acenaphthylene	100	100	mg/kg	0.12	J	0.16	U	0.045	J	0.16	U	0.074	J	0.15	U	0.66		0.19	U
Acetophenone			mg/kg	0.18	U	0.2	U	0.18	U	0.2	U	0.026	J	0.19	U	0.19	U	0.24	U
Anthracene	100	100	mg/kg	0.25		0.45		0.52		0.12	U	1		0.11	U	2.7		0.28	
Benzo(a)anthracene	1	1	mg/kg	0.88		1.5		1.4		0.041	J	3.3		0.03	J	6.9		0.58	
Benzo(a)pyrene	1	1	mg/kg	0.89		1.8		1.3		0.16	U	2.9		0.15	U	6.5		0.48	
Benzo(b)fluoranthene	1	1	mg/kg	1.2		2		1.8		0.044	J	3.5		0.11	U	6.5		0.62	
Benzo(ghi)perylene	100	100	mg/kg	0.6		0.94		0.94		0.16	U	1.7		0.15	U	4.8		0.26	
Benzo(k)fluoranthene	3.9	0.8	mg/kg	0.32		0.69		0.61		0.12	U	1.2		0.11	U	2.2		0.19	
Benzoic Acid			mg/kg	0.58	U	0.64	U	0.6	U	0.65	U	0.58	U	0.62	U	0.61	U	0.78	U
Benzyl Alcohol			mg/kg	0.18	U	0.2	U	0.18	U	0.2	U	0.18	U	0.19	U	0.19	U	0.24	U
Biphenyl			mg/kg	0.41	U	0.45	U	0.42	U	0.46	U	0.037	J	0.44	U	0.074	J	0.55	U
Bis(2-chloroethoxy)methane			mg/kg	0.19	U	0.21	U	0.2	U	0.22	U	0.19	U	0.21	U	0.2	U	0.26	U
Bis(2-chloroethyl)ether			mg/kg	0.16	U	0.18	U	0.17	U	0.18	U	0.16	U	0.17	U	0.17	U	0.22	U
Bis(2-chloroisopropyl)ether			mg/kg	0.22	U	0.24	U	0.22	U	0.24	U	0.22	U	0.23	U	0.22	U	0.29	U
Bis(2-ethylhexyl)phthalate			mg/kg	0.07	J	0.2	U	0.18	U	0.2	U	0.18	U	0.19	U	0.19	U	0.24	U
Butyl benzyl phthalate			mg/kg	0.18	U	0.2	U	0.18	U	0.2	U	0.06	J	0.19	U	0.19	U	0.24	U
Carbazole			mg/kg	0.094	J	0.22		0.21		0.2	U	0.27		0.19	U	1.1		0.14	J
Chrysene	3.9	1	mg/kg	0.9		1.3		1.4		0.036	J	3.6		0.025	J	6.4		0.58	
Di-n-butylphthalate			mg/kg	0.18	U	0.2	U	0.18	U	0.2	U	0.18	U	0.19	U	0.19	U	0.24	U
Di-n-octylphthalate			mg/kg	0.18	U	0.2	U	0.18	U	0.2	U	0.18	U	0.19	U	0.19	U	0.24	U
Dibenzo(a,h)anthracene	0.33	0.33	mg/kg	0.14		0.3		0.23		0.12	U	0.4		0.11	U	1.1		0.075	J
Dibenzofuran	59	7	mg/kg	0.054	J	0.088	J	0.13	J	0.2	U	0.22		0.19	U	0.62		0.14	J
Diethyl phthalate			mg/kg	0.18	U	0.2	U	0.18	U	0.2	U	0.18	U	0.19	U	0.19	U	0.24	U
Dimethyl phthalate			mg/kg	0.18	U	0.2	U	0.18	U	0.2	U	0.18	U	0.19	U	0.19	U	0.24	U
Fluoranthene	100	100	mg/kg	1.7		1.7		2.9		0.054	J	6.6		0.063	J	12		1.2	
Fluorene	100	30	mg/kg	0.078	J	0.16	J	0.18		0.2	U	0.46		0.19	U	1.1		0.19	J
Hexachlorobenzene	1.2	0.33	mg/kg	0.11	U	0.12	U	0.11	U	0.12	U	0.11	U	0.11	U	0.11	U	0.14	U
Hexachlorobutadiene			mg/kg	0.18	U	0.2	U	0.18	U	0.2	U	0.18	U	0.19	U	0.19	U	0.24	U
Hexachlorocyclopentadiene			mg/kg	0.52	U	0.56	U	0.53	U	0.57	U	0.52	U	0.54	U	0.54	U	0.69	U
Hexachloroethane			mg/kg	0.14	U	0.16	U	0.15	U	0.16	U	0.14	U	0.15	U	0.15	U	0.19	U
Indeno(1,2,3-cd)pyrene	0.5	0.5	mg/kg	0.66		1.2		1		0.16	U	1.8		0.15	U	5.3		0.3	
Isophorone			mg/kg	0.16	U	0.18	U	0.17	U	0.18	U	0.16	U	0.17	U	0.17	U	0.22	U
n-Nitrosodi-n-propylamine			mg/kg	0.18	U	0.2	U	0.18	U	0.2	U	0.18	U	0.19	U	0.19	U	0.24	U
Naphthalene	100	12	mg/kg	0.13	J	0.16	J	0.11	J	0.2	U	0.14	J	0.19	U	0.38		0.18	J
NDPA/DPA			mg/kg	0.14	U	0.16	U	0.15	U	0.16	U	0.14	U	0.15	U	0.15	U	0.19	U
Nitrobenzene			mg/kg	0.16	U	0.18	U	0.17	U	0.18	U	0.16	U	0.17	U	0.17	U	0.22	U
p-Chloro-m-cresol			mg/kg	0.18	U	0.2	U	0.18	U	0.2	U	0.18	U	0.19	U	0.19	U	0.24	U
Pentachlorophenol	6.7	0.8	mg/kg	0.14	U	0.16	U	0.15	U	0.16	U	0.14	U	0.15	U	0.15	U	0.19	U
Phenanthrene	100	100	mg/kg	0.96		1.2		2.5		0.032	J	6		0.076	J	8.1		1.2	
Phenol	100	0.33	mg/kg	0.18	U	0.03	J	0.18	U	0.2	U	0.18	U	0.19	U	0.19	U	0.24	U
Pyrene	100	100	mg/kg	1.6		1.5		2.4		0.05	J	6.8		0.048	J	10		1	

Notes
NY-RRSCO: New York NYCRR Part 375 Restricted-Residential Criteria
NY-UUSCO: New York NYCRR Part 375 New York Unrestricted use Criteria
U - non-detect results
J - estimated results

Yellow Highlighted - exceedance of UUSC
Red Highlighted - exceedance of RRSCO

Table 1c. Metals Analytical Results in Soil
151-169 Third Avenue, Brooklyn, NY

LOCATION				B-1 (1-3')		B-2 (8-10')		B-3 (5-7')		B-4 (13-15')		B-5 (8-10')		B-6 (12-14')		B-7 (2-4')
SAMPLING DATE				12/1/2021		12/1/2021		12/1/2021		12/1/2021		12/1/2021		12/1/2021		12/1/2021
LAB SAMPLE ID				L2165831-01		L2165831-02		L2165831-03		L2165831-04		L2165831-05		L2165831-06		L2165831-07
	NY-RRSCO	NY-UUSCO	Units	Results	Qual	Results	Qual	Results	Qual	Results	Qual	Results	Qual	Results	Qual	Results
Total Metals																
Aluminum, Total			mg/kg	4790		5950		2590		2710		5900		6930		4670
Antimony, Total			mg/kg	3.12	J	0.828	J	1.1	J	0.943	J	0.415	J	0.348	J	1100
Arsenic, Total	16	13	mg/kg	8.06		3.06		9.32		16.7		2.25		1.31		13.5
Barium, Total	400	350	mg/kg	470		75.6		136		140		35.9		43.1		185
Beryllium, Total	72	7.2	mg/kg	0.3	J	0.333	J	0.113	J	0.249	J	0.325	J	0.33	J	0.221
Cadmium, Total	4.3	2.5	mg/kg	2.09		0.522	J	1.03		0.444	J	0.469	J	0.44	J	0.827
Calcium, Total			mg/kg	12400		1170		54600		5650		1280		763		21600
Chromium, Total			mg/kg	16.6		13.3		8.65		6.19		10.3		10.9		13.9
Cobalt, Total			mg/kg	5.99		5.61		3.36		4.14		5.59		5.92		4.75
Copper, Total	270	50	mg/kg	82.7		18.4		23.5		38.5		11.4		11.3		76.4
Iron, Total			mg/kg	17100		12600		17700		7570		11200		11200		11400
Lead, Total	400	63	mg/kg	561		140		194		277		71.9		37.2		5930
Magnesium, Total			mg/kg	3760		1730		1740		398		1990		1940		3810
Manganese, Total	2000	1600	mg/kg	222		216		151		72.7		212		104		213
Mercury, Total	0.81	0.18	mg/kg	1.08		0.558		0.528		8.38		0.354		0.152		0.534
Nickel, Total	310	30	mg/kg	44.4		19		13.2		8.47		19		17.7		20.9
Potassium, Total			mg/kg	1060		574		498		315		612		552		901
Selenium, Total	180	3.9	mg/kg	0.987	J	0.621	J	1.97		5.6		0.595	J	0.385	J	0.647
Silver, Total	180	2	mg/kg	0.529	J	0.9	U	0.942	U	1.08	U	0.902	U	0.917	U	1.31
Sodium, Total			mg/kg	148	J	104	J	320		280		78.8	J	85.1	J	783
Thallium, Total			mg/kg	1.76	U	1.8	U	1.88	U	2.17	U	1.8	U	1.83	U	1.64
Vanadium, Total			mg/kg	24		18.7		20.6		18.2		17.1		16.9		20.1
Zinc, Total	10000	109	mg/kg	681		53.6		173		199		32.8		29.3		161

Notes
NY-RRSCO: New York NYCRR Part 375 Restricted-Residential Criteria
NY-UUSCO: New York NYCRR Part 375 New York Unrestricted use Criteria
U - non-detect results
J - estimated results

Yellow Highlighted - exceedance of UUSCO
Red Highlighted - exceedance of RRSCO

Table 1c. Metals Analytical Results in Soil
151-169 Third Avenue, Brooklyn, NY

LOCATION				SB-1 (0-2')		SB-1 (13-14')		SB-1 (17-19')		SB-2 (0-2')		SB-2 (18-20')		SB-3 (0-2')		SB-3 (13-15')	
SAMPLING DATE				1/18/2022		1/18/2022		1/18/2022		1/18/2022		1/18/2022		1/18/2022		1/18/2022	
LAB SAMPLE ID				L2202719-01		L2202719-02		L2202719-03		L2202719-04		L2202719-05		L2202719-06		L2202719-07	
	NY-RRSCO	NY-UUSCO	Qual	Results	Qual	Results	Qual	Results	Qual	Results	Qual	Results	Qual	Results	Qual	Results	Qual
Total Metals																	
Aluminum, Total				4540		3400		6890		4990		6260		3970		2640	
Antimony, Total				0.989	J	0.665	J	4.26	U	0.548	J	4.51	U	4.4	U	0.468	J
Arsenic, Total	16	13		5.44		9.29		3.72		5.38		3.1		5.48		10.6	
Barium, Total	400	350		215		96.6		41.2		102		30		116		101	
Beryllium, Total	72	7.2	J	0.27	J	0.37	J	0.392	J	0.317	J	0.415	J	0.264	J	0.285	J
Cadmium, Total	4.3	2.5		0.617	J	0.231	J	0.222	J	0.291	J	0.235	J	0.396	J	0.183	J
Calcium, Total				38400		17700		1160		12900		1780		72700		7990	
Chromium, Total				11.3		6.12		10.1		10.9		11		9.42		5.7	
Cobalt, Total				4.2		3.7		4.4		4.99		5.02		3.86		3.94	
Copper, Total	270	50		38.8		31.1		35.2		15.7		10.7		23.8		32.4	
Iron, Total				10600		5360		12400		12500		11300		9650		4780	
Lead, Total	400	63		280		118		54.1		725		15.6		114		275	
Magnesium, Total				2870		414		1480		1750		1910		5300		406	
Manganese, Total	2000	1600		223		80.6		304		465		137		275		63.3	
Mercury, Total	0.81	0.18		0.487		0.263		0.105		2.38		0.081	U	0.356		1.7	
Nickel, Total	310	30		15.8		7.86		10.9		13.6		18		14		9.02	
Potassium, Total				780		433		448		610		801		692		317	
Selenium, Total	180	3.9	J	1.69	U	1.85	U	1.7	U	1.71	U	1.8	U	0.237	J	0.854	J
Silver, Total	180	2		0.279	J	0.924	U	0.852	U	0.857	U	0.903	U	0.879	U	1.02	U
Sodium, Total				172		234		40.2	J	65.2	J	66	J	462		236	
Thallium, Total			U	1.69	U	1.85	U	1.7	U	1.71	U	1.8	U	1.76	U	2.03	U
Vanadium, Total				16.8		18.7		17.7		18		17.7		13.5		21.6	
Zinc, Total	10000	109		190		123		34.5		160		35.9		99.6		105	

Notes
NY-RRSCO: New York NYCRR Part 375 Restricted-Residential Criteria
NY-UUSCO: New York NYCRR Part 375 New York Unrestricted use Crite
U - non-detect results
J - estimated results

Table 1c. Metals Analytical Results in Soil
151-169 Third Avenue, Brooklyn, NY

LOCATION			SB-4 (0-2')		SB-4 (12-14')	
SAMPLING DATE			1/18/2022		1/18/2022	
LAB SAMPLE ID			L2202719-08		L2202719-09	
	NY-RRSCO	NY-UUSCO	Results	Qual	Results	Qual
Total Metals						
Aluminum, Total			5250		2680	
Antimony, Total			4.34	U	0.598	J
Arsenic, Total	16	13	3.81		11.6	
Barium, Total	400	350	104		79.9	
Beryllium, Total	72	7.2	0.373	J	0.266	J
Cadmium, Total	4.3	2.5	0.33	J	0.247	J
Calcium, Total			8260		10800	
Chromium, Total			11.1		4.04	
Cobalt, Total			4.76		4.41	
Copper, Total	270	50	16.3		20.6	
Iron, Total			11700		7390	
Lead, Total	400	63	75		280	
Magnesium, Total			2030		955	
Manganese, Total	2000	1600	540		166	
Mercury, Total	0.81	0.18	0.426		0.896	
Nickel, Total	310	30	23.1		12.9	
Potassium, Total			678		295	
Selenium, Total	180	3.9	1.74	U	5.04	
Silver, Total	180	2	0.868	U	0.95	U
Sodium, Total			1050		135	J
Thallium, Total			1.74	U	1.9	U
Vanadium, Total			15.5		10.8	
Zinc, Total	10000	109	42.8		64.2	

Notes
NY-RRSCO: New York NYCRR Part 375 Restricted-Residential Criteria
NY-UUSCO: New York NYCRR Part 375 New York Unrestricted use Crit
U - non-detect results
J - estimated results

Table 1c. Metals Analytical Results in Soil
151-169 Third Avenue, Brooklyn, NY

LOCATION			SB-5 (0-2')		SB-5 (13-15')		SB-6 (0-2')		SB-6 (12-14')		SB-7 (0-2')		SB-7 (12-14')	
SAMPLING DATE			1/18/2022		1/18/2022		1/19/2022		1/19/2022		1/18/2022		1/18/2022	
LAB SAMPLE ID			L2202719-10		L2202719-11		L2202937-01		L2202937-02		L2202719-12		L2202719-13	
	NY-RRSCO	NY-UUSCO	Results	Qual	Results	Qual	Results	Qual	Results	Qual	Results	Qual	Results	Qual
Total Metals														
Aluminum, Total			4720		4970		4840		7490		5890		3960	
Antimony, Total			4.41	U	4.84	U	4.18	U	4.52	U	0.825	J	3.42	J
Arsenic, Total	16	13	4.98		5.03		5.12		3.35		7.22		18.5	
Barium, Total	400	350	76.2		38.6		119		31.7		226		70.3	
Beryllium, Total	72	7.2	0.282	J	0.339	J	0.259	J	0.361	J	0.368	J	0.354	J
Cadmium, Total	4.3	2.5	0.591	J	0.765	J	0.736	J	0.289	J	0.737	J	1.02	J
Calcium, Total			8530		15200		19900		850		8590		3660	
Chromium, Total			12.1		9.58		14		11.5		15.9		22.8	
Cobalt, Total			5		6.69		4.39		4.7		7.51		7.28	
Copper, Total	270	50	33.6		22.3		32.3		12		58.8		490	
Iron, Total			10600		11500		10400		11300		18700		19100	
Lead, Total	400	63	166		48		192		12.9		231		581	
Magnesium, Total			2160		5050		2570		1720		2700		958	
Manganese, Total	2000	1600	198		352		189		125		272		66.1	
Mercury, Total	0.81	0.18	0.236		0.264		0.913		0.109		1.01		10.1	
Nickel, Total	310	30	20.5		30.2		18.1		15.6		30.4		18.7	
Potassium, Total			765		739		719		761		974		474	
Selenium, Total	180	3.9	1.76	U	1.94	U	1.67	U	1.81	U	1.75	U	8.68	
Silver, Total	180	2	0.882	U	0.968	U	0.836	U	0.903	U	0.877	U	0.42	J
Sodium, Total			101	J	136	J	322		186		90.7	J	146	J
Thallium, Total			1.76	U	1.94	U	1.67	U	1.81	U	1.75	U	2.21	U
Vanadium, Total			17.6		15.8		17.9		17.6		22		38.8	
Zinc, Total	10000	109	252		529		172		23.8		218		936	

Notes
NY-RRSCO: New York NYCRR Part 375 Restricted-Residential Criteria
NY-UUSCO: New York NYCRR Part 375 New York Unrestricted use Crite
U - non-detect results
J - estimated results

Table 1d. Pesticides and Polychlorinated Biphenyls Analytical Results in Soil
151-169 Third Avenue, Brooklyn, NY

LOCATION				SB-1 (0-2')		SB-1 (13-14')		SB-1 (17-19')		SB-2 (0-2')		SB-2 (18-20')		SB-3 (0-2')		SB-3 (13-15')	
SAMPLING DATE				1/18/2022		1/18/2022		1/18/2022		1/18/2022		1/18/2022		1/18/2022		1/18/2022	
LAB SAMPLE ID				L2202719-01		L2202719-02		L2202719-03		L2202719-04		L2202719-05		L2202719-06		L2202719-07	
	NY-RRSCO	NY-UUSCO	Unit	Results	Qual	Results	Qual	Results	Qual	Results	Qual	Results	Qual	Results	Qual	Results	Qual
Polychlorinated Biphenyls by GC																	
Aroclor 1016	1	0.1	mg/kg	0.0364	U	0.0385	U	0.0371	U	0.0364	U	0.106	U	0.0363	U	0.0418	U
Aroclor 1221	1	0.1	mg/kg	0.0364	U	0.0385	U	0.0371	U	0.0364	U	0.106	U	0.0363	U	0.0418	U
Aroclor 1232	1	0.1	mg/kg	0.0364	U	0.0385	U	0.0371	U	0.0364	U	0.106	U	0.0363	U	0.0418	U
Aroclor 1242	1	0.1	mg/kg	0.0364	U	0.0385	U	0.0371	U	0.0364	U	0.106	U	0.0363	U	0.0418	U
Aroclor 1248	1	0.1	mg/kg	0.0364	U	0.0385	U	0.0371	U	0.0364	U	0.106	U	0.0363	U	0.0418	U
Aroclor 1254	1	0.1	mg/kg	0.0688		0.0385	U	0.0371	U	0.0364	U	0.106	U	0.0363	U	0.0129	J
Aroclor 1260	1	0.1	mg/kg	0.0338	J	0.0385	U	0.0371	U	0.0364	U	0.106	U	0.00918	J	0.0418	U
Aroclor 1262	1	0.1	mg/kg	0.0364	U	0.0385	U	0.0371	U	0.0364	U	0.106	U	0.0363	U	0.0418	U
Aroclor 1268	1	0.1	mg/kg	0.0364	U	0.0385	U	0.0371	U	0.0364	U	0.106	U	0.0363	U	0.0418	U
PCBs, Total	1	0.1	mg/kg	0.103	J	0.0385	U	0.0371	U	0.0364	U	0.106	U	0.00918	J	0.0129	J
Organochlorine Pesticides by GC																	
4,4'-DDD	13	0.0033	mg/kg	0.0074	J	0.00186	U	0.00175	U	0.017	U	0.00545	U	0.0118		0.0148	J
4,4'-DDE	8.9	0.0033	mg/kg	0.00784	JP	0.00186	U	0.00175	U	0.017	U	0.00545	U	0.00317	J	0.00609	J
4,4'-DDT	7.9	0.0033	mg/kg	0.033	U	0.0035	U	0.00328	U	0.032	U	0.0102	U	0.00925	U	0.0385	U
Aldrin	0.097	0.005	mg/kg	0.0176	U	0.00186	U	0.00175	U	0.017	U	0.00545	U	0.00493	U	0.0205	U
Alpha-BHC	0.48	0.02	mg/kg	0.00733	U	0.000777	U	0.000728	U	0.00711	U	0.00227	U	0.00206	U	0.00855	U
Beta-BHC	0.36	0.036	mg/kg	0.0176	U	0.00186	U	0.00175	U	0.017	U	0.00545	U	0.00493	U	0.0205	U
Chlordane			mg/kg	0.146	U	0.0155	U	0.0146	U	0.142	U	0.0454	U	0.0716		0.171	U
cis-Chlordane	4.2	0.094	mg/kg	0.022	U	0.00233	U	0.00218	U	0.0213	U	0.00681	U	0.0147		0.0131	J
Delta-BHC	100	0.04	mg/kg	0.0176	U	0.00186	U	0.00175	U	0.017	U	0.00545	U	0.00493	U	0.0205	U
Dieldrin	0.2	0.005	mg/kg	0.011	U	0.00116	U	0.00109	U	0.0107	U	0.0034	U	0.00308	U	0.0128	U
Endosulfan I	24	2.4	mg/kg	0.0176	U	0.00186	U	0.00175	U	0.017	U	0.00545	U	0.00493	U	0.0205	U
Endosulfan II	24	2.4	mg/kg	0.0176	U	0.00186	U	0.00175	U	0.017	U	0.00545	U	0.00493	U	0.0205	U
Endosulfan sulfate	24	2.4	mg/kg	0.00733	U	0.000777	U	0.000728	U	0.00711	U	0.00227	U	0.00206	U	0.00855	U
Endrin	11	0.014	mg/kg	0.00733	U	0.000777	U	0.000728	U	0.00711	U	0.00227	U	0.00206	U	0.00855	U
Endrin aldehyde			mg/kg	0.022	U	0.00233	U	0.00218	U	0.0213	U	0.00681	U	0.00617	U	0.0256	U
Endrin ketone			mg/kg	0.0176	U	0.00186	U	0.00175	U	0.017	U	0.00545	U	0.00493	U	0.0205	U
Heptachlor	2.1	0.042	mg/kg	0.00879	U	0.000933	U	0.000874	U	0.00853	U	0.00272	U	0.00247	U	0.0103	U
Heptachlor epoxide			mg/kg	0.033	U	0.0035	U	0.00328	U	0.032	U	0.0102	U	0.00925	U	0.0385	U
Lindane	1.3	0.1	mg/kg	0.00733	U	0.000777	U	0.000728	U	0.00711	U	0.00227	U	0.00206	U	0.00855	U
Methoxychlor			mg/kg	0.033	U	0.0035	U	0.00328	U	0.032	U	0.0102	U	0.00925	U	0.0385	U
Toxaphene			mg/kg	0.33	U	0.035	U	0.0328	U	0.32	U	0.102	U	0.0925	U	0.385	U
trans-Chlordane			mg/kg	0.022	U	0.00233	U	0.00218	U	0.0213	U	0.00681	U	0.0125		0.0124	JP

Notes
NY-RRSCO: New York NYCRR Part 375 Restricted-Residential Criteria
NY-UUSCO: New York NYCRR Part 375 New York Unrestricted use Criteria
U - non-detect results
J - estimated results

Yellow Highlighted - exceedance of UUSCO
Red Highlighted - exceedance of RRSCO

Table 1d. Pesticides and Polychlorinated Biphenyls Analytical Results in Soil
151-169 Third Avenue, Brooklyn, NY

LOCATION			SB-4 (0-2')		SB-4 (12-14')		SB-5 (0-2')		SB-5 (13-15')		SB-6 (0-2')		SB-6 (12-14')	
SAMPLING DATE			1/18/2022		1/18/2022		1/18/2022		1/18/2022		1/19/2022		1/19/2022	
LAB SAMPLE ID			L2202719-08		L2202719-09		L2202719-10		L2202719-11		L2202937-01		L2202937-02	
	NY-RRSCO	NY-UUSCO	Results	Qual	Results	Qual	Results	Qual	Results	Qual	Results	Qual	Results	Qual
Polychlorinated Biphenyls by GC														
Aroclor 1016	1	0.1	0.0352	U	0.0379	U	0.0358	U	0.0391	U	0.0358	U	0.0374	U
Aroclor 1221	1	0.1	0.0352	U	0.0379	U	0.0358	U	0.0391	U	0.0358	U	0.0374	U
Aroclor 1232	1	0.1	0.0352	U	0.0379	U	0.0358	U	0.0391	U	0.0358	U	0.0374	U
Aroclor 1242	1	0.1	0.0352	U	0.0379	U	0.0358	U	0.0391	U	0.0358	U	0.0374	U
Aroclor 1248	1	0.1	0.0352	U	0.0379	U	0.0358	U	0.0391	U	0.0358	U	0.0374	U
Aroclor 1254	1	0.1	0.046		0.0379	U	0.0358	U	0.0391	U	0.0358	U	0.0374	U
Aroclor 1260	1	0.1	0.0206	J	0.0379	U	0.0358	U	0.0391	U	0.0172	J	0.0374	U
Aroclor 1262	1	0.1	0.0352	U	0.0379	U	0.0358	U	0.0391	U	0.0358	U	0.0374	U
Aroclor 1268	1	0.1	0.0352	U	0.0379	U	0.0171	J	0.0391	U	0.00937	J	0.0374	U
PCBs, Total	1	0.1	0.0666	J	0.0379	U	0.0171	J	0.0391	U	0.0266	J	0.0374	U
Organochlorine Pesticides by GC														
4,4'-DDD	13	0.0033	0.0204		0.00574	U	0.00429	J	0.00183	U	0.017		0.00178	U
4,4'-DDE	8.9	0.0033	0.00827	J	0.00574	U	0.00471		0.00183	U	0.00553		0.00178	U
4,4'-DDT	7.9	0.0033	0.0324	U	0.0108	U	0.00857	U	0.00344	U	0.00441		0.00334	U
Aldrin	0.097	0.005	0.0173	U	0.00574	U	0.00457	U	0.00183	U	0.00176	U	0.00178	U
Alpha-BHC	0.48	0.02	0.0072	U	0.00239	U	0.0019	U	0.000764	U	0.000734	U	0.000742	U
Beta-BHC	0.36	0.036	0.0173	U	0.00574	U	0.00457	U	0.00183	U	0.00176	U	0.00178	U
Chlordane			0.144	U	0.0478	U	0.0381	U	0.0153	U	0.0101	J	0.0148	U
cis-Chlordane	4.2	0.094	0.0216	U	0.00717	U	0.00571	U	0.00229	U	0.000968	J	0.00222	U
Delta-BHC	100	0.04	0.0173	U	0.00574	U	0.00457	U	0.00183	U	0.00176	U	0.00178	U
Dieldrin	0.2	0.005	0.0111		0.00358	U	0.00286	U	0.00115	U	0.0011	U	0.00111	U
Endosulfan I	24	2.4	0.0173	U	0.00574	U	0.00457	U	0.00183	U	0.00176	U	0.00178	U
Endosulfan II	24	2.4	0.0173	U	0.00574	U	0.00457	U	0.00183	U	0.00176	U	0.00178	U
Endosulfan sulfate	24	2.4	0.0072	U	0.00239	U	0.0019	U	0.000764	U	0.000734	U	0.000742	U
Endrin	11	0.014	0.0072	U	0.00239	U	0.0019	U	0.000764	U	0.000734	U	0.000742	U
Endrin aldehyde			0.0216	U	0.00717	U	0.00571	U	0.00229	U	0.0022	U	0.00222	U
Endrin ketone			0.0173	U	0.00574	U	0.00457	U	0.00183	U	0.00176	U	0.00178	U
Heptachlor	2.1	0.042	0.00864	U	0.00287	U	0.00228	U	0.000917	U	0.000881	U	0.00089	U
Heptachlor epoxide			0.0324	U	0.0108	U	0.00857	U	0.00344	U	0.0033	U	0.00334	U
Lindane	1.3	0.1	0.0072	U	0.00239	U	0.0019	U	0.000764	U	0.000734	U	0.000742	U
Methoxychlor			0.0324	U	0.0108	U	0.00857	U	0.00344	U	0.0033	U	0.00334	U
Toxaphene			0.324	U	0.108	U	0.0857	U	0.0344	U	0.033	U	0.0334	U
trans-Chlordane			0.0216	U	0.00717	U	0.00571	U	0.00229	U	0.00129	J	0.00222	U

Notes
NY-RRSCO: New York NYCRR Part 375 Restricted-Residenti
NY-UUSCO: New York NYCRR Part 375 New York Unrestrict
U - non-detect results
J - estimated results

Table 1d. Pesticides and Polychlorinated Biphenyls Analytical Results in Soil
151-169 Third Avenue, Brooklyn, NY

LOCATION			SB-7 (0-2')		SB-7 (12-14')	
SAMPLING DATE			1/18/2022		1/18/2022	
LAB SAMPLE ID			L2202719-12		L2202719-13	
	NY-RRSCO	NY-UUSCO	Results	Qual	Results	Qual
Polychlorinated Biphenyls by GC						
Aroclor 1016	1	0.1	0.0363	U	0.047	U
Aroclor 1221	1	0.1	0.0363	U	0.047	U
Aroclor 1232	1	0.1	0.0363	U	0.047	U
Aroclor 1242	1	0.1	0.0363	U	0.047	U
Aroclor 1248	1	0.1	0.0363	U	0.047	U
Aroclor 1254	1	0.1	0.0363	U	0.047	U
Aroclor 1260	1	0.1	0.032	J	0.047	U
Aroclor 1262	1	0.1	0.0363	U	0.047	U
Aroclor 1268	1	0.1	0.0126	J	0.047	U
PCBs, Total	1	0.1	0.0446	J	0.047	U
Organochlorine Pesticides by GC						
4,4'-DDD	13	0.0033	0.0906		0.00227	U
4,4'-DDE	8.9	0.0033	0.0419		0.00227	U
4,4'-DDT	7.9	0.0033	0.0945		0.00426	U
Aldrin	0.097	0.005	0.0178	U	0.00227	U
Alpha-BHC	0.48	0.02	0.00742	U	0.000946	U
Beta-BHC	0.36	0.036	0.0178	U	0.00227	U
Chlordane			0.127	J	0.0189	U
cis-Chlordane	4.2	0.094	0.0244		0.00284	U
Delta-BHC	100	0.04	0.0178	U	0.00227	U
Dieldrin	0.2	0.005	0.0204		0.00142	U
Endosulfan I	24	2.4	0.0178	U	0.00227	U
Endosulfan II	24	2.4	0.0178	U	0.00227	U
Endosulfan sulfate	24	2.4	0.00742	U	0.000946	U
Endrin	11	0.014	0.00742	U	0.000946	U
Endrin aldehyde			0.0222	U	0.00284	U
Endrin ketone			0.0178	U	0.00227	U
Heptachlor	2.1	0.042	0.0089	U	0.00114	U
Heptachlor epoxide			0.0334	U	0.00426	U
Lindane	1.3	0.1	0.00742	U	0.000946	U
Methoxychlor			0.0334	U	0.00426	U
Toxaphene			0.334	U	0.0426	U
trans-Chlordane			0.0238		0.00284	U

Notes
NY-RRSCO: New York NYCRR Part 375 Restricted-Residenti
NY-UUSCO: New York NYCRR Part 375 New York Unrestrict
U - non-detect results
J - estimated results

Table 1e. Emerging Contaminants Analytical Results in Soil
151-169 Third Avenue, Brooklyn, NY

LOCATION				SB-2 (0-2')	
SAMPLING DATE				1/18/2022	
LAB SAMPLE ID				L2202719-04	
	NY-RRSCO	NY-UUSCO	Units	Results	Qual
Perfluorinated Alkyl Acids by Isotope Dilution					
1H,1H,2H,2H-Perfluorodecanesulfonic Acid (8:2FTS)			ng/g	0.519	U
1H,1H,2H,2H-Perfluorooctanesulfonic Acid (6:2FTS)			ng/g	0.519	U
N-Ethyl Perfluorooctanesulfonamidoacetic Acid (NEtFOSAA)			ng/g	0.519	U
N-Methyl Perfluorooctanesulfonamidoacetic Acid (NMeFOSAA)			ng/g	0.519	U
Perfluorobutanesulfonic Acid (PFBS)			ng/g	0.26	U
Perfluorobutanoic Acid (PFBA)			ng/g	0.519	U
Perfluorodecanesulfonic Acid (PFDS)			ng/g	0.519	U
Perfluorodecanoic Acid (PFDA)			ng/g	0.26	U
Perfluorododecanoic Acid (PFDoA)			ng/g	0.519	U
Perfluoroheptanesulfonic Acid (PFHpS)			ng/g	0.519	U
Perfluoroheptanoic Acid (PFHpA)			ng/g	0.051	J
Perfluorohexanesulfonic Acid (PFHxS)			ng/g	0.26	U
Perfluorohexanoic Acid (PFHxA)			ng/g	0.519	U
Perfluorononanoic Acid (PFNA)			ng/g	0.26	U
Perfluorooctanesulfonamide (FOSA)			ng/g	0.519	U
Perfluorooctanesulfonic Acid (PFOS)			ng/g	0.145	J
Perfluorooctanoic Acid (PFOA)			ng/g	0.754	
Perfluoropentanoic Acid (PFPeA)			ng/g	0.519	U
Perfluorotetradecanoic Acid (PFTA)			ng/g	0.111	J
Perfluorotridecanoic Acid (PFTrDA)			ng/g	0.519	U
Perfluoroundecanoic Acid (PFUnA)			ng/g	0.519	U
PFOA/PFOS, Total			ng/g	0.899	J

Notes
NY-RRSCO: New York NYCRR Part 375 Restricted-Residential Criteria
NY-UUSCO: New York NYCRR Part 375 New York Unrestricted use Criteria
U - non-detect results
J - estimated results

Table 2a. Volatile Organic Compounds Analytical Results in Groundwater
151-169 Third Ave, Brooklyn, NY

LOCATION			MW-1		MW-1		TW-1		TW-2		TW-3	
SAMPLING DATE			12/1/2021		1/19/2022		1/19/2022		1/19/2022		1/19/2022	
LAB SAMPLE ID			L2165830-01		L2202938-04		L2202938-01		L2202938-02		L2202938-03	
	NY-AWQS	Units		Qual	Results	Qual	Results	Qual	Results	Qual	Results	Qual
Volatile Organics by GC/MS												
1,1,1,2-Tetrachloroethane	5	ug/l	2.5	U	-	-	2.5	U	2.5	U	2.5	U
1,1,1-Trichloroethane	5	ug/l	2.5	U	-	-	2.5	U	2.5	U	2.5	U
1,1,2,2-Tetrachloroethane	5	ug/l	0.5	U	-	-	0.5	U	0.5	U	0.5	U
1,1,2-Trichloroethane	1	ug/l	1.5	U	-	-	1.5	U	1.5	U	1.5	U
1,1-Dichloroethane	5	ug/l	2.5	U	-	-	2.5	U	2.5	U	2.5	U
1,1-Dichloroethene	5	ug/l	0.5	U	-	-	0.5	U	0.5	U	0.5	U
1,1-Dichloropropene	5	ug/l	2.5	U	-	-	2.5	U	2.5	U	2.5	U
1,2,3-Trichlorobenzene	5	ug/l	2.5	U	-	-	2.5	U	2.5	U	2.5	U
1,2,3-Trichloropropane	0.04	ug/l	2.5	U	-	-	2.5	U	2.5	U	2.5	U
1,2,4,5-Tetramethylbenzene	5	ug/l	2	U	-	-	2	U	2	U	2	U
1,2,4-Trichlorobenzene	5	ug/l	2.5	U	-	-	2.5	U	2.5	U	2.5	U
1,2,4-Trimethylbenzene	5	ug/l	2.5	U	-	-	2.5	U	2.5	U	2.5	U
1,2-Dibromo-3-chloropropane	0.04	ug/l	2.5	U	-	-	2.5	U	2.5	U	2.5	U
1,2-Dibromoethane	0.0006	ug/l	2	U	-	-	2	U	2	U	2	U
1,2-Dichlorobenzene	3	ug/l	2.5	U	-	-	2.5	U	2.5	U	2.5	U
1,2-Dichloroethane	0.6	ug/l	0.5	U	-	-	0.5	U	0.5	U	0.5	U
1,2-Dichloroethene, Total		ug/l	2.5	U	-	-	2.5		2.5	U	2.5	U
1,2-Dichloropropane	1	ug/l	1	U	-	-	1	U	1	U	1	U
1,3,5-Trimethylbenzene	5	ug/l	2.5	U	-	-	2.5	U	2.5	U	2.5	U
1,3-Dichlorobenzene	3	ug/l	2.5	U	-	-	2.5	U	2.5	U	2.5	U
1,3-Dichloropropane	5	ug/l	2.5	U	-	-	2.5	U	2.5	U	2.5	U
1,3-Dichloropropene, Total		ug/l	0.5	U	-	-	0.5	U	0.5	U	0.5	U
1,4-Dichlorobenzene	3	ug/l	2.5	U	-	-	2.5	U	2.5	U	2.5	U
1,4-Dioxane		ug/l	250	U	-	-	250	U	250	U	250	U
2,2-Dichloropropane	5	ug/l	2.5	U	-	-	2.5	U	2.5	U	2.5	U
2-Butanone	50	ug/l	5	U	-	-	5	U	5	U	5	U
2-Hexanone	50	ug/l	5	U	-	-	5	U	5	U	5	U
4-Methyl-2-pentanone		ug/l	5	U	-	-	5	U	5	U	5	U
Acetone	50	ug/l	5	U	-	-	5	U	3.1	J	5	U
Acrylonitrile	5	ug/l	5	U	-	-	5	U	5	U	5	U
Benzene	1	ug/l	0.5	U	-	-	0.5	U	0.5	U	0.5	U
Bromobenzene	5	ug/l	2.5	U	-	-	2.5	U	2.5	U	2.5	U
Bromochloromethane	5	ug/l	2.5	U	-	-	2.5	U	2.5	U	2.5	U
Bromodichloromethane	50	ug/l	0.5	U	-	-	0.5	U	0.5	U	0.5	U
Bromoform	50	ug/l	2	U	-	-	2	U	2	U	2	U
Bromomethane	5	ug/l	2.5	U	-	-	2.5	U	2.5	U	2.5	U
Carbon disulfide	60	ug/l	5	U	-	-	5	U	5	U	5	U
Carbon tetrachloride	5	ug/l	0.5	U	-	-	0.5	U	0.5	U	0.5	U
Chlorobenzene	5	ug/l	2.5	U	-	-	2.5	U	2.5	U	2.5	U
Chloroethane	5	ug/l	2.5	U	-	-	2.5	U	2.5	U	2.5	U
Chloroform	7	ug/l	2.5	U	-	-	2.5	U	2.5	U	2.5	U
Chloromethane		ug/l	2.5	U	-	-	2.5	U	2.5	U	2.5	U
cis-1,2-Dichloroethene	5	ug/l	2.5	U	-	-	2.5		2.5	U	2.5	U
cis-1,3-Dichloropropene	0.4	ug/l	0.5	U	-	-	0.5	U	0.5	U	0.5	U
Dibromochloromethane	50	ug/l	0.5	U	-	-	0.5	U	0.5	U	0.5	U
Dibromomethane	5	ug/l	5	U	-	-	5	U	5	U	5	U
Dichlorodifluoromethane	5	ug/l	5	U	-	-	5	U	5	U	5	U
Ethyl ether		ug/l	2.5	U	-	-	2.5	U	2.5	U	2.5	U
Ethylbenzene	5	ug/l	2.5	U	-	-	2.5	U	2.5	U	2.5	U
Hexachlorobutadiene	0.5	ug/l	2.5	U	-	-	2.5	U	2.5	U	2.5	U
Isopropylbenzene	5	ug/l	2.5	U	-	-	2.5	U	2.5	U	2.5	U
Methyl tert butyl ether	10	ug/l	4.1		-	-	2.5	U	2.5	U	2.5	U
Methylene chloride	5	ug/l	2.5	U	-	-	2.5	U	2.5	U	2.5	U
n-Butylbenzene	5	ug/l	2.5	U	-	-	2.5	U	2.5	U	2.5	U
n-Propylbenzene	5	ug/l	2.5	U	-	-	2.5	U	2.5	U	2.5	U
Naphthalene	10	ug/l	2.5	U	-	-	2.5	U	2.5	U	2.5	U
o-Chlorotoluene	5	ug/l	2.5	U	-	-	2.5	U	2.5	U	2.5	U
o-Xylene	5	ug/l	2.5	U	-	-	2.5	U	2.5	U	2.5	U
p-Chlorotoluene	5	ug/l	2.5	U	-	-	2.5	U	2.5	U	2.5	U
p-Diethylbenzene		ug/l	2.5	U	-	-	2	U	2	U	2	U
p-Ethyltoluene		ug/l	2	U	-	-	2	U	2	U	2	U
p-Isopropyltoluene	5	ug/l	2	U	-	-	2.5	U	2.5	U	2.5	U
p/m-Xylene	5	ug/l	2.5	U	-	-	2.5	U	2.5	U	2.5	U
sec-Butylbenzene	5	ug/l	2.5	U	-	-	2.5	U	2.5	U	2.5	U
Styrene	5	ug/l	2.5	U	-	-	2.5	U	2.5	U	2.5	U
tert-Butylbenzene	5	ug/l	2.5	U	-	-	2.5	U	2.5	U	2.5	U
Tetrachloroethene	5	ug/l	0.5	U	-	-	0.33	J	0.5	U	0.5	U
Toluene	5	ug/l	2.5	U	-	-	2.5	U	2.5	U	2.5	U
trans-1,2-Dichloroethene	5	ug/l	2.5	U	-	-	2.5	U	2.5	U	2.5	U
trans-1,3-Dichloropropene	0.4	ug/l	0.5	U	-	-	0.5	U	0.5	U	0.5	U
trans-1,4-Dichloro-2-butene	5	ug/l	2.5	U	-	-	2.5	U	2.5	U	2.5	U
Trichloroethene	5	ug/l	0.5	U	-	-	0.62		0.5	U	0.5	U
Trichlorofluoromethane	5	ug/l	2.5	U	-	-	2.5	U	2.5	U	2.5	U
Vinyl acetate		ug/l	5	U	-	-	5	U	5	U	5	U
Vinyl chloride	2	ug/l	1	U	-	-	0.36	J	1	U	1	U
Xylenes, Total		ug/l	2.5	U	-	-	2.5	U	2.5	U	2.5	U

Notes and Abbreviations:

NY-AWQS: NYSDEC Technical and Operational Guidance Series (TOGS) 1.1.1 Ambient Water Quality Standards and Guidance Values (SGVs) for Class GA Water

Concentration Exceeds NY-AWQS

J = Estimated result

U = Not detected at the reported detection limit for the sample.

F - The ratio of quantifier ion response to qualifier ion response falls outside of the laboratory criteria. Results are considered to be an estimated maximum concentration.

ug/l = micrograms per liter

ng/l = nanograms per liter

Table 2b. Semi-Volatile Organic Compounds Analytical Results in Groundwater
151-169 Third Ave, Brooklyn, NY

LOCATION			MW-1		MW-1		TW-1		TW-2		TW-3	
SAMPLING DATE			12/1/2021		1/19/2022		1/19/2022		1/19/2022		1/19/2022	
LAB SAMPLE ID			L2165830-01		L2202938-04		L2202938-01		L2202938-02		L2202938-03	
	NY-AWQS	Units		Qual	Results	Qual	Results	Qual	Results	Qual	Results	Qual
Semivolatile Organics by GC/MS												
1,2,4,5-Tetrachlorobenzene	5	ug/l	5	U	-	-	10	U	10	U	10	U
1,2,4-Trichlorobenzene	5	ug/l	2	U	-	-	5	U	5	U	5	U
1,2-Dichlorobenzene	3	ug/l	2	U	-	-	2	U	2	U	2	U
1,3-Dichlorobenzene	3	ug/l	2	U	-	-	2	U	2	U	2	U
1,4-Dichlorobenzene	3	ug/l	2	U	-	-	2	U	2	U	2	U
2,4,5-Trichlorophenol		ug/l	5	U	-	-	5	U	5	U	5	U
2,4,6-Trichlorophenol		ug/l	5	U	-	-	5	U	5	U	5	U
2,4-Dichlorophenol	1	ug/l	5	U	-	-	5	U	5	U	5	U
2,4-Dimethylphenol	50	ug/l	2	U	-	-	5	U	5	U	5	U
2,4-Dinitrophenol	10	ug/l	2	U	-	-	20	U	20	U	20	U
2,4-Dinitrotoluene	5	ug/l	2	U	-	-	5	U	5	U	5	U
2,6-Dinitrotoluene	5	ug/l	5	U	-	-	5	U	5	U	5	U
2-Chlorophenol		ug/l	20	U	-	-	2	U	2	U	2	U
2-Methylphenol		ug/l	5	U	-	-	5	U	5	U	5	U
2-Nitroaniline	5	ug/l	2	U	-	-	5	U	5	U	5	U
2-Nitrophenol		ug/l	2	U	-	-	10	U	10	U	10	U
3,3'-Dichlorobenzidine	5	ug/l	5	U	-	-	5	U	5	U	5	U
3-Methylphenol/4-Methylphenol		ug/l	2.9	J	-	-	5	U	5	U	5	U
3-Nitroaniline	5	ug/l	5	U	-	-	5	U	5	U	5	U
4,6-Dinitro-o-cresol		ug/l	5	U	-	-	10	U	10	U	10	U
4-Bromophenyl phenyl ether		ug/l	5	U	-	-	2	U	2	U	2	U
4-Chloroaniline	5	ug/l	5	U	-	-	5	U	5	U	5	U
4-Chlorophenyl phenyl ether		ug/l	5	U	-	-	2	U	2	U	2	U
4-Nitroaniline	5	ug/l	2	U	-	-	5	U	5	U	5	U
4-Nitrophenol		ug/l	5	U	-	-	10	U	10	U	10	U
Acetophenone		ug/l	5	U	-	-	5	U	5	U	5	U
Benzoic Acid		ug/l	5	U	-	-	50	U	50	U	50	U
Benzyl Alcohol		ug/l	5	U	-	-	2	U	2	U	2	U
Biphenyl		ug/l	2	U	-	-	2	U	2	U	2	U
Bis(2-chloroethoxy)methane	5	ug/l	10	U	-	-	5	U	5	U	5	U
Bis(2-chloroethyl)ether	1	ug/l	5	U	-	-	2	U	2	U	2	U
Bis(2-chloroisopropyl)ether	5	ug/l	5	U	-	-	2	U	2	U	2	U
Bis(2-ethylhexyl)phthalate	5	ug/l	2	U	-	-	3	U	3	U	3	U
Butyl benzyl phthalate	50	ug/l	2	U	-	-	5	U	5	U	5	U
Carbazole		ug/l	5	U	-	-	2	U	2	U	2	U
Di-n-butylphthalate	50	ug/l	5	U	-	-	5	U	5	U	5	U
Di-n-octylphthalate	50	ug/l	10	U	-	-	5	U	5	U	5	U
Dibenzofuran		ug/l	10	U	-	-	2	U	2	U	2	U
Diethyl phthalate	50	ug/l	20	U	-	-	5	U	5	U	5	U
Dimethyl phthalate	50	ug/l	10	U	-	-	5	U	5	U	5	U
Hexachlorocyclopentadiene	5	ug/l	5	U	-	-	20	U	20	U	20	U
Isophorone	50	ug/l	5	U	-	-	5	U	5	U	5	U
n-Nitrosodi-n-propylamine		ug/l	5	U	-	-	5	U	5	U	5	U
NDPA/DPA	50	ug/l	5	U	-	-	2	U	2	U	2	U
Nitrobenzene	0.4	ug/l	50	U	-	-	2	U	2	U	2	U
p-Chloro-m-cresol		ug/l	2	U	-	-	2	U	2	U	2	U
Phenol	1	ug/l	2	U	-	-	5	U	5	U	5	U
Semivolatile Organics by GC/MS-SIM												
2-Chloronaphthalene	10	ug/l	0.03	J	-	-	0.2	U	0.02	J	0.2	U
2-Methylnaphthalene		ug/l	0.2	U	-	-	0.1	U	0.03	J	0.1	U
Acenaphthene	20	ug/l	0.08	J	-	-	0.1	U	0.1	U	0.1	U
Acenaphthylene		ug/l	0.5	U	-	-	0.1	U	0.1	U	0.1	U
Anthracene	50	ug/l	0.1	U	-	-	0.1	U	0.1	U	0.1	U
Benzo(a)anthracene	0.002	ug/l	0.04	J	-	-	0.02	J	0.1	U	0.1	U
Benzo(a)pyrene	0	ug/l	0.03	J	-	-	0.1	U	0.1	U	0.1	U
Benzo(b)fluoranthene	0.002	ug/l	0.05	J	-	-	0.02	J	0.1	U	0.02	J
Benzo(ghi)perylene		ug/l	0.02	J	-	-	0.1	U	0.1	U	0.1	U
Benzo(k)fluoranthene	0.002	ug/l	0.03	J	-	-	0.1	U	0.1	U	0.1	U
Chrysene	0.002	ug/l	0.1	U	-	-	0.1	U	0.1	U	0.1	U
Dibenzo(a,h)anthracene		ug/l	0.02	J	-	-	0.1	U	0.1	U	0.1	U
Fluoranthene	50	ug/l	0.04	J	-	-	0.03	J	0.1	U	0.02	J
Fluorene	50	ug/l	0.02	J	-	-	0.1	U	0.02	J	0.1	U
Hexachlorobenzene	0.04	ug/l	0.05	J	-	-	0.8	U	0.03	J	0.8	U
Hexachlorobutadiene	0.5	ug/l	0.1	U	-	-	0.5	U	0.5	U	0.5	U
Hexachloroethane	5	ug/l	0.03	J	-	-	0.8	U	0.8	U	0.8	U
Indeno(1,2,3-cd)pyrene	0.002	ug/l	0.07	J	-	-	0.01	J	0.1	U	0.1	U
Naphthalene	10	ug/l	0.1	U	-	-	0.1	U	0.1	U	0.1	U
Pentachlorophenol	1	ug/l	0.8	U	-	-	0.8	U	0.8	U	0.8	U
Phenanthrene	50	ug/l	0.8	U	-	-	0.03	J	0.03	J	0.1	U
Pyrene	50	ug/l	0.8	U	-	-	0.03	J	0.1	U	0.1	U

Notes and Abbreviations:

NY-AWQS: NYSDEC Technical and Operational Guidance Series (TOGS) 1.1.1 Ambient Water Quality Standards and Guidance Values (SGVs) for Class GA Water

Concentration Exceeds NY-AWQS

J = Estimated result

U = Not detected at the reported detection limit for the sample.

F - The ratio of quantifier ion response to qualifier ion response falls outside of the laboratory criteria. Results are considered to be an estimated maximum concentration.

ug/l = micrograms per liter

ng/l = nanograms per liter

Table 2c. Metal Analytical Results in Groundwater
151-169 Third Ave, Brooklyn, NY

LOCATION			MW-1		MW-1		TW-1		TW-2		TW-3	
SAMPLING DATE			12/1/2021		1/19/2022		1/19/2022		1/19/2022		1/19/2022	
LAB SAMPLE ID			L2165830-01		L2202938-04		L2202938-01		L2202938-02		L2202938-03	
	NY-AWQS	Units		Qual	Results	Qual	Results	Qual	Results	Qual	Results	Qual
Total Metals												
Aluminum, Total		ug/l	-	-	106		9350		10400		1450	
Antimony, Total	3	ug/l	-	-	4	U	4	U	4	U	4	U
Arsenic, Total	25	ug/l	-	-	1.75		9.55		10.83		27.1	
Barium, Total	1000	ug/l	-	-	154		252.7		186.7		130.1	
Beryllium, Total	3	ug/l	-	-	0.5	U	0.67		0.72		0.1	J
Cadmium, Total	5	ug/l	-	-	0.2	U	0.22		0.12	J	0.2	U
Calcium, Total		ug/l	-	-	68900		37400		99000		66100	
Chromium, Total	50	ug/l	-	-	0.4	J	20.31		19.11		3.56	
Cobalt, Total		ug/l	-	-	0.34	J	11.37		8.2		1.27	
Copper, Total	200	ug/l	-	-	7.84		39.98		29.72		10.04	
Iron, Total	300	ug/l	-	-	3140		18600		22700		2850	
Lead, Total	25	ug/l	-	-	3.79		1325		211.7		77.92	
Magnesium, Total	35000	ug/l	-	-	6890		6740		8620		4500	
Manganese, Total	300	ug/l	-	-	217.1		596.4		1002		374	
Mercury, Total	0.7	ug/l	-	-	0.2	U	1		0.45		0.38	
Nickel, Total	100	ug/l	-	-	2.65		58.58		28.8		5.15	
Potassium, Total		ug/l	-	-	12900		10000		12200		3660	
Selenium, Total	10	ug/l	-	-	5	U	2.82	J	2.06	J	5	U
Silver, Total	50	ug/l	-	-	0.4	U	0.25	J	0.4	U	0.4	U
Sodium, Total	20000	ug/l	-	-	279000		150000		112000		20500	
Thallium, Total	0.5	ug/l	-	-	1	U	1	U	1	U	1	U
Vanadium, Total		ug/l	-	-	5	U	25.44		28.09		7.01	
Zinc, Total	2000	ug/l	-	-	224.2		109.8		63.04		40.15	
Dissolved Metals												
Aluminum, Dissolved		ug/l	-	-	4.73	J	9.58	J	21.6		10.4	
Antimony, Dissolved	3	ug/l	-	-	1.06	J	0.66	J	1.01	J	1.2	J
Arsenic, Dissolved	25	ug/l	-	-	0.68		3.11		2.01		18.47	
Barium, Dissolved	1000	ug/l	-	-	150.9		34.18		108.2		54.32	
Beryllium, Dissolved	3	ug/l	-	-	0.5	U	0.5	U	0.5	U	0.5	U
Cadmium, Dissolved	5	ug/l	-	-	0.2	U	0.2	U	0.2	U	0.2	U
Calcium, Dissolved		ug/l	-	-	67800		24200		111000		63800	
Chromium, Dissolved	50	ug/l	-	-	1	U	0.42	J	0.23	J	0.21	J
Cobalt, Dissolved		ug/l	-	-	0.3	J	1.45		0.52		0.77	
Copper, Dissolved	200	ug/l	-	-	2.12		0.53	J	1	U	0.79	J
Iron, Dissolved	300	ug/l	-	-	567		94.8		46.4	J	106	
Lead, Dissolved	25	ug/l	-	-	1	U	6.13		0.62	J	0.93	J
Magnesium, Dissolved	35000	ug/l	-	-	7290		3200		7150		4950	
Manganese, Dissolved	300	ug/l	-	-	238.1		256		786.4		353.8	
Mercury, Dissolved	0.7	ug/l	-	-	0.2	U	0.2	U	0.2	U	0.2	U
Nickel, Dissolved	100	ug/l	-	-	2.46		4.95		5.18		3	
Potassium, Dissolved		ug/l	-	-	12600		8080		12500		4200	
Selenium, Dissolved	10	ug/l	-	-	5	U	5	U	5	U	5	U
Silver, Dissolved	50	ug/l	-	-	0.4	U	0.4	U	0.4	U	0.4	U
Sodium, Dissolved	20000	ug/l	-	-	350000		175000		146000		26000	
Thallium, Dissolved	0.5	ug/l	-	-	0.15	J	0.4	J	0.24	J	0.16	J
Vanadium, Dissolved		ug/l	-	-	5	U	5	U	5	U	1.78	J
Zinc, Dissolved	2000	ug/l	-	-	187.8		10	U	10	U	5.67	J

Notes and Abbreviations:

NY-AWQS: NYSDEC Technical and Operational Guidance Series (TOGS) 1.1.1 Ambient Water Quality Standards and Guidance Values (SGVs) for Class GA Water

Concentration Exceeds NY-AWQS

J = Estimated result

U = Not detected at the reported detection limit for the sample.

F - The ratio of quantifier ion response to qualifier ion response falls outside of the laboratory criteria. Results are considered to be an estimated maximum concentration.

ug/l = micrograms per liter

ng/l = nanograms per liter

Table 2d. Pesticides and Polychorinated Biphenyls Analytical Results in Groundwater
151-169 Third Ave, Brooklyn, NY

LOCATION			MW-1		MW-1		TW-1		TW-2		TW-3	
SAMPLING DATE			12/1/2021		1/19/2022		1/19/2022		1/19/2022		1/19/2022	
LAB SAMPLE ID			L2165830-01		L2202938-04		L2202938-01		L2202938-02		L2202938-03	
	NY-AWQS	Units		Qual	Results	Qual	Results	Qual	Results	Qual	Results	Qual
Polychlorinated Biphenyls by GC												
Aroclor 1016	0.09	ug/l	-	-	0.071	U	0.071	U	0.071	U	0.071	U
Aroclor 1221	0.09	ug/l	-	-	0.071	U	0.071	U	0.071	U	0.071	U
Aroclor 1232	0.09	ug/l	-	-	0.071	U	0.071	U	0.071	U	0.071	U
Aroclor 1242	0.09	ug/l	-	-	0.071	U	0.071	U	0.071	U	0.071	U
Aroclor 1248	0.09	ug/l	-	-	0.071	U	0.071	U	0.071	U	0.071	U
Aroclor 1254	0.09	ug/l	-	-	0.071	U	0.071	U	0.071	U	0.071	U
Aroclor 1260	0.09	ug/l	-	-	0.071	U	0.071	U	0.071	U	0.071	U
Aroclor 1262	0.09	ug/l	-	-	0.071	U	0.071	U	0.071	U	0.071	U
Aroclor 1268	0.09	ug/l	-	-	0.071	U	0.071	U	0.071	U	0.071	U
PCBs, Total		ug/l	-	-	0.071	U	0.071	U	0.071	U	0.071	U
Organochlorine Pesticides by GC												
4,4'-DDD	0.3	ug/l	-	-	0.029	U	0.029	U	0.029	U	0.029	U
4,4'-DDE	0.2	ug/l	-	-	0.029	U	0.029	U	0.029	U	0.029	U
4,4'-DDT	0.2	ug/l	-	-	0.029	U	0.029	U	0.029	U	0.029	U
Aldrin	0	ug/l	-	-	0.014	U	0.014	U	0.014	U	0.014	U
Alpha-BHC	0.01	ug/l	-	-	0.014	U	0.014	U	0.014	U	0.014	U
Beta-BHC	0.04	ug/l	-	-	0.014	U	0.014	U	0.014	U	0.014	U
Chlordane	0.05	ug/l	-	-	0.143	U	0.143	U	0.143	U	0.143	U
cis-Chlordane		ug/l	-	-	0.014	U	0.014	U	0.014	U	0.014	U
Delta-BHC	0.04	ug/l	-	-	0.014	U	0.014	U	0.014	U	0.014	U
Dieldrin	0.004	ug/l	-	-	0.029	U	0.029	U	0.029	U	0.029	U
Endosulfan I		ug/l	-	-	0.014	U	0.014	U	0.014	U	0.014	U
Endosulfan II		ug/l	-	-	0.029	U	0.029	U	0.029	U	0.029	U
Endosulfan sulfate		ug/l	-	-	0.029	U	0.029	U	0.029	U	0.029	U
Endrin	0	ug/l	-	-	0.029	U	0.029	U	0.029	U	0.029	U
Endrin aldehyde	5	ug/l	-	-	0.029	U	0.029	U	0.029	U	0.029	U
Endrin ketone	5	ug/l	-	-	0.029	U	0.029	U	0.029	U	0.029	U
Heptachlor	0.04	ug/l	-	-	0.014	U	0.014	U	0.014	U	0.014	U
Heptachlor epoxide	0.03	ug/l	-	-	0.014	U	0.014	U	0.014	U	0.014	U
Lindane	0.05	ug/l	-	-	0.014	U	0.014	U	0.014	U	0.014	U
Methoxychlor	35	ug/l	-	-	0.143	U	0.143	U	0.143	U	0.143	U
Toxaphene	0.06	ug/l	-	-	0.143	U	0.143	U	0.143	U	0.143	U
trans-Chlordane		ug/l	-	-	0.014	U	0.014	U	0.014	U	0.014	U

Notes and Abbreviations:

NY-AWQS: NYSDEC Technical and Operational Guidance Series (TOGS) 1.1.1 Ambient Water Quality Standards and Guidance Values (SGVs) for Class GA Water

Concentration Exceeds NY-AWQS

J = Estimated result

U = Not detected at the reported detection limit for the sample.

F - The ratio of quantifier ion response to qualifier ion response falls outside of the laboratory criteria. Results are considered to be an estimated maximum concentration.

ug/l = micrograms per liter

ng/l = nanograms per liter

Table 2e. Emerging Contaminants Analytical Results in Groundwater
151-169 Third Ave, Brooklyn, NY

LOCATION			MW-1		MW-1		TW-1		TW-2		TW-3	
SAMPLING DATE			12/1/2021		1/19/2022		1/19/2022		1/19/2022		1/19/2022	
LAB SAMPLE ID			L2165830-01		L2202938-04		L2202938-01		L2202938-02		L2202938-03	
	NY-AWQS	Units		Qual	Results	Qual	Results	Qual	Results	Qual	Results	Qual
Perfluorinated Alkyl Acids by Isotope Dilution												
1H,1H,2H,2H-Perfluorodecanesulfonic Acid (8:2FTS)		ng/l	-	-	0.182	U	0.193	U	0.195	U	0.185	U
1H,1H,2H,2H-Perfluorooctanesulfonic Acid (6:2FTS)		ng/l	-	-	0.15	J	4.1		1.83		3.26	
N-Ethyl Perfluorooctanesulfonamidoacetic Acid (NEtFOSAA)		ng/l	-	-	0.182	U	0.193	U	0.342		0.185	U
N-Methyl Perfluorooctanesulfonamidoacetic Acid (NMeFOSAA)		ng/l	-	-	0.182	U	0.193	U	0.39		0.185	U
Perfluorobutanesulfonic Acid (PFBS)		ng/l	-	-	0.461		0.39		0.537		0.185	U
Perfluorobutanoic Acid (PFBA)		ng/l	-	-	1.04		0.193	U	1		0.122	J
Perfluorodecanesulfonic Acid (PFDS)		ng/l	-	-	0.182	U	0.193	U	0.14	J	0.185	U
Perfluorodecanoic Acid (PFDA)		ng/l	-	-	0.857		0.242		0.0339	J	0.244	
Perfluorododecanoic Acid (PFDoA)		ng/l	-	-	0.182	U	0.193	U	0.211		0.185	U
Perfluoroheptanesulfonic Acid (PFHpS)		ng/l	-	-	0.182	U	0.0918	J	0.195	U	0.185	U
Perfluoroheptanoic Acid (PFHpA)		ng/l	-	-	1.01		0.315		1.59		0.223	
Perfluorohexanesulfonic Acid (PFHxS)		ng/l	-	-	0.372		0.293	F	0.562		0.291	F
Perfluorohexanoic Acid (PFHxA)		ng/l	-	-	2.18		0.479		1.54		0.321	
Perfluorononanoic Acid (PFNA)		ng/l	-	-	0.736		0.512		0.271		0.23	
Perfluorooctanesulfonamide (FOSA)		ng/l	-	-	0.182	U	0.112	JF	0.371	F	0.0919	JF
Perfluorooctanesulfonic Acid (PFOS)		ng/l	-	-	2.22		12.3	F	1.91		8.63	
Perfluorooctanoic Acid (PFOA)		ng/l	-	-	3.88		1.36		14.4		1.11	
Perfluoropentanoic Acid (PFPeA)		ng/l	-	-	2.89		0.597		1.65		0.446	
Perfluorotetradecanoic Acid (PFTA)		ng/l	-	-	0.0908	J	0.0941	J	0.174	J	0.0945	J
Perfluorotridecanoic Acid (PFTrDA)		ng/l	-	-	0.182	U	0.193	U	0.174	J	0.185	U
Perfluoroundecanoic Acid (PFUnA)		ng/l	-	-	0.0672	J	0.0359	J	0.142	J	0.185	U
PFOA/PFOS, Total		ng/l	-	-	6.1		13.7		16.3		9.74	
1,4 Dioxane by 8270D-SIM												
1,4-Dioxane	1	ug/l	-	-	0.168		0.511		0.256		0.69	

Notes and Abbreviations:

NY-AWQS: NYSDEC Technical and Operational Guidance Series (TOGS) 1.1.1 Ambient Water Quality Standards and Guidance Values (SGVs) for Class GA Water

Concentration Exceeds NY-AWQS

J = Estimated result

U = Not detected at the reported detection limit for the sample.

F - The ratio of quantifier ion response to qualifier ion response falls outside of the laboratory criteria. Results are considered to be an estimated maximum concentration.

ug/l = micrograms per liter

ng/l = nanograms per liter

Table 3. Soil Vapor Analytical Results
151-169 Third Ave, Brooklyn, NY

INVESTIGATION EVENT			LIMITED PHASE II					
LOCATION			SV-1		SV-2		SV-3	
SAMPLING DATE			12/6/2021		12/6/2021		12/6/2021	
LAB SAMPLE ID			L2166754-01		L2166754-02		L2166754-03	
	CasNum	Units	Results	Qual	Results	Qual	Results	Qual
Dichlorodifluoromethane	75-71-8	ug/m3	1240	U	12400	U	298	U
Chloromethane	74-87-3	ug/m3	516	U	5160	U	124	U
Freon-114	76-14-2	ug/m3	1750	U	17500	U	421	U
Vinyl chloride	75-01-4	ug/m3	639	U	6390	U	154	U
1,3-Butadiene	106-99-0	ug/m3	553	U	5530	U	195	
Bromomethane	74-83-9	ug/m3	971	U	9710	U	234	U
Chloroethane	75-00-3	ug/m3	660	U	6600	U	159	U
Ethanol	64-17-5	ug/m3	11800	U	118000	U	2850	U
Vinyl bromide	593-60-2	ug/m3	1090	U	10900	U	263	U
Acetone	67-64-1	ug/m3	2970	U	29700	U	715	U
Trichlorofluoromethane	75-69-4	ug/m3	1400	U	14000	U	338	U
Isopropanol	67-63-0	ug/m3	1540	U	15400	U	371	U
1,1-Dichloroethene	75-35-4	ug/m3	991	U	9910	U	239	U
Tertiary butyl Alcohol	75-65-0	ug/m3	1890	U	18900	U	458	U
Methylene chloride	75-09-2	ug/m3	2170	U	21700	U	525	U
3-Chloropropene	107-05-1	ug/m3	783	U	7830	U	188	U
Carbon disulfide	75-15-0	ug/m3	779	U	7790	U	187	U
Freon-113	76-13-1	ug/m3	1920	U	19200	U	461	U
trans-1,2-Dichloroethene	156-60-5	ug/m3	991	U	9910	U	239	U
1,1-Dichloroethane	75-34-3	ug/m3	1010	U	10100	U	244	U
Methyl tert butyl ether	1634-04-4	ug/m3	901	U	9010	U	217	U
2-Butanone	78-93-3	ug/m3	1840	U	18400	U	445	U
cis-1,2-Dichloroethene	156-59-2	ug/m3	991	U	9910	U	239	U
Ethyl Acetate	141-78-6	ug/m3	2250	U	22500	U	544	U
Chloroform	67-66-3	ug/m3	1220	U	12200	U	294	U
Tetrahydrofuran	109-99-9	ug/m3	1840	U	18400	U	445	U
1,2-Dichloroethane	107-06-2	ug/m3	1010	U	10100	U	244	U
n-Hexane	110-54-3	ug/m3	881	U	920000		72200	
1,1,1-Trichloroethane	71-55-6	ug/m3	1360	U	13600	U	328	U
Benzene	71-43-2	ug/m3	799	U	28000		265	
Carbon tetrachloride	56-23-5	ug/m3	1570	U	15700	U	379	U
Cyclohexane	110-82-7	ug/m3	861	U	325000		14300	
1,2-Dichloropropane	78-87-5	ug/m3	1160	U	11600	U	278	U
Bromodichloromethane	75-27-4	ug/m3	1670	U	16700	U	403	U
1,4-Dioxane	123-91-1	ug/m3	901	U	9010	U	217	U
Trichloroethene	79-01-6	ug/m3	1340	U	13400	U	324	U
2,2,4-Trimethylpentane	540-84-1	ug/m3	402000		3260000		30900	
Heptane	142-82-5	ug/m3	1020	U	635000		3130	
cis-1,3-Dichloropropene	10061-01-5	ug/m3	1130	U	11300	U	273	U
4-Methyl-2-pentanone	108-10-1	ug/m3	2560	U	25600	U	619	U
trans-1,3-Dichloropropene	10061-02-6	ug/m3	1130	U	11300	U	273	U
1,1,2-Trichloroethane	79-00-5	ug/m3	1360	U	13600	U	328	U
Toluene	108-88-3	ug/m3	942	U	9420	U	227	U
2-Hexanone	591-78-6	ug/m3	1020	U	10200	U	247	U
Dibromochloromethane	124-48-1	ug/m3	2130	U	21300	U	513	U
1,2-Dibromoethane	106-93-4	ug/m3	1920	U	19200	U	463	U
Tetrachloroethene	127-18-4	ug/m3	1700	U	17000	U	408	U
Chlorobenzene	108-90-7	ug/m3	1150	U	11500	U	277	U
Ethylbenzene	100-41-4	ug/m3	1090	U	10900	U	261	U
p/m-Xylene	179601-23-1	ug/m3	2170	U	21700	U	521	U
Bromoform	75-25-2	ug/m3	2580	U	25800	U	622	U
Styrene	100-42-5	ug/m3	1060	U	10600	U	256	U
1,1,2,2-Tetrachloroethane	79-34-5	ug/m3	1720	U	17200	U	413	U
o-Xylene	95-47-6	ug/m3	1090	U	10900	U	300	
4-Ethyltoluene	622-96-8	ug/m3	1230	U	12300	U	296	U
1,3,5-Trimethylbenzene	108-67-8	ug/m3	1230	U	12300	U	296	U
1,2,4-Trimethylbenzene	95-63-6	ug/m3	1230	U	12300	U	296	U
Benzyl chloride	100-44-7	ug/m3	1290	U	12900	U	312	U
1,3-Dichlorobenzene	541-73-1	ug/m3	1500	U	15000	U	362	U
1,4-Dichlorobenzene	106-46-7	ug/m3	1500	U	15000	U	362	U
1,2-Dichlorobenzene	95-50-1	ug/m3	1500	U	15000	U	362	U
1,2,4-Trichlorobenzene	120-82-1	ug/m3	1860	U	18600	U	447	U
Hexachlorobutadiene	87-68-3	ug/m3	2670	U	26700	U	642	U

Qualifiers:

U = Not detected at the reported detection limit for the sample.

ug/m3 = micrograms per cubic meter

Table 3. Soil Vapor Analytical Results
151-169 Third Ave, Brooklyn, NY

INVESTIGATION EVENT			REMEDIAL INVESTIGATION									
LOCATION			SV-1		SV-2		SV-4		SV-5		SV-6	
SAMPLING DATE			1/19/2022		1/19/2022		1/19/2022		1/19/2022		1/19/2022	
LAB SAMPLE ID			L2202918-01		L2202918-02		L2202918-04		L2202918-05		L2202918-06	
	CasNum	Units	Results	Qual	Results	Qual	Results	Qual	Results	Qual	Results	Qual
Dichlorodifluoromethane	75-71-8	ug/m3	2.48		12.4	U	2.53		2.49		2.56	
Chloromethane	74-87-3	ug/m3	0.413	U	5.16	U	0.413	U	0.413	U	0.648	
Freon-114	76-14-2	ug/m3	1.4	U	17.5	U	1.4	U	1.4	U	1.4	U
Vinyl chloride	75-01-4	ug/m3	0.511	U	6.39	U	0.511	U	0.511	U	0.511	U
1,3-Butadiene	106-99-0	ug/m3	2.79		5.53	U	0.608		0.442	U	0.827	
Bromomethane	74-83-9	ug/m3	0.777	U	9.71	U	0.777	U	0.777	U	0.777	U
Chloroethane	75-00-3	ug/m3	0.528	U	6.6	U	0.528	U	0.528	U	0.528	U
Ethanol	64-17-5	ug/m3	13.4		118	U	44.5		9.42	U	21.3	
Vinyl bromide	593-60-2	ug/m3	0.874	U	10.9	U	0.874	U	0.874	U	0.874	U
Acetone	67-64-1	ug/m3	44.2		29.7	U	184		17		57.2	
Trichlorofluoromethane	75-69-4	ug/m3	1.12	U	14	U	1.15		1.17		1.23	
Isopropanol	67-63-0	ug/m3	2.05		15.4	U	5.48		1.48		1.96	
1,1-Dichloroethene	75-35-4	ug/m3	0.793	U	9.91	U	0.793	U	0.793	U	0.793	U
Tertiary butyl Alcohol	75-65-0	ug/m3	10.1		19.6		12.3		3.7		4.06	
Methylene chloride	75-09-2	ug/m3	1.74	U	21.7	U	1.74	U	1.74	U	1.74	U
3-Chloropropene	107-05-1	ug/m3	0.626	U	7.83	U	0.626	U	0.626	U	0.626	U
Carbon disulfide	75-15-0	ug/m3	5.79		7.79	U	0.623	U	0.623	U	32.1	
Freon-113	76-13-1	ug/m3	1.53	U	19.2	U	1.53	U	1.53	U	1.53	U
trans-1,2-Dichloroethene	156-60-5	ug/m3	0.793	U	9.91	U	0.793	U	0.793	U	0.793	U
1,1-Dichloroethane	75-34-3	ug/m3	0.809	U	10.1	U	0.809	U	0.809	U	0.809	U
Methyl tert butyl ether	1634-04-4	ug/m3	0.721	U	9.01	U	0.721	U	0.721	U	0.721	U
2-Butanone	78-93-3	ug/m3	3.39		18.4	U	99.1		1.47	U	21.2	
cis-1,2-Dichloroethene	156-59-2	ug/m3	0.793	U	9.91	U	0.793	U	0.793	U	0.793	U
Ethyl Acetate	141-78-6	ug/m3	1.8	U	22.5	U	3.04		1.8	U	1.8	U
Chloroform	67-66-3	ug/m3	7.57		12.2	U	51.3		0.977	U	0.977	U
Tetrahydrofuran	109-99-9	ug/m3	1.47	U	18.4	U	6.99		1.47	U	1.47	U
1,2-Dichloroethane	107-06-2	ug/m3	0.809	U	10.1	U	0.809	U	0.809	U	0.809	U
n-Hexane	110-54-3	ug/m3	35.9		8.81	U	1.48		0.705	U	13.7	
1,1,1-Trichloroethane	71-55-6	ug/m3	1.09	U	13.6	U	1.09	U	1.09	U	1.09	U
Benzene	71-43-2	ug/m3	1.93		7.99	U	1.63		0.639	U	13.7	
Carbon tetrachloride	56-23-5	ug/m3	1.26	U	15.7	U	1.26	U	1.26	U	1.26	U
Cyclohexane	110-82-7	ug/m3	2.51		9.91		0.792		0.688	U	3.39	
1,2-Dichloropropane	78-87-5	ug/m3	0.924	U	11.6	U	0.924	U	0.924	U	0.924	U
Bromodichloromethane	75-27-4	ug/m3	1.34	U	16.7	U	3.54		1.34	U	1.34	U
1,4-Dioxane	123-91-1	ug/m3	0.721	U	9.01	U	0.721	U	0.721	U	0.721	U
Trichloroethene	79-01-6	ug/m3	1.07	U	13.4	U	1.38		1.07	U	1.07	U
2,2,4-Trimethylpentane	540-84-1	ug/m3	2.76		3160		73.3		30.2		233	
Heptane	142-82-5	ug/m3	15		10.2	U	1.14		0.82	U	5.49	
cis-1,3-Dichloropropene	10061-01-5	ug/m3	0.908	U	11.3	U	0.908	U	0.908	U	0.908	U
4-Methyl-2-pentanone	108-10-1	ug/m3	2.05	U	25.6	U	16.1		2.05	U	11.5	
trans-1,3-Dichloropropene	10061-02-6	ug/m3	0.908	U	11.3	U	0.908	U	0.908	U	0.908	U
1,1,2-Trichloroethane	79-00-5	ug/m3	1.09	U	13.6	U	1.09	U	1.09	U	1.09	U
Toluene	108-88-3	ug/m3	4.07		9.42	U	3.61		2.71		6.29	
2-Hexanone	591-78-6	ug/m3	0.82	U	10.2	U	3.48		0.82	U	0.82	U
Dibromochloromethane	124-48-1	ug/m3	1.7	U	21.3	U	1.71		1.7	U	1.7	U
1,2-Dibromoethane	106-93-4	ug/m3	1.54	U	19.2	U	1.54	U	1.54	U	1.54	U
Tetrachloroethene	127-18-4	ug/m3	14.5		17	U	6.85		1.36	U	4.15	
Chlorobenzene	108-90-7	ug/m3	0.921	U	11.5	U	0.921	U	0.921	U	0.921	U
Ethylbenzene	100-41-4	ug/m3	0.869	U	10.9	U	0.869	U	0.869	U	0.869	U
p/m-Xylene	179601-23-1	ug/m3	1.74	U	21.7	U	1.74	U	1.74	U	2.34	
Bromoform	75-25-2	ug/m3	2.07	U	25.8	U	2.07	U	2.07	U	2.07	U
Styrene	100-42-5	ug/m3	0.852	U	10.6	U	0.852	U	0.852	U	0.852	U
1,1,2,2-Tetrachloroethane	79-34-5	ug/m3	1.37	U	17.2	U	1.37	U	1.37	U	1.37	U
o-Xylene	95-47-6	ug/m3	0.869	U	10.9	U	0.869	U	0.869	U	1.12	
4-Ethyltoluene	622-96-8	ug/m3	0.983	U	12.3	U	0.983	U	0.983	U	0.983	U
1,3,5-Trimethylbenzene	108-67-8	ug/m3	0.983	U	12.3	U	0.983	U	0.983	U	0.983	U
1,2,4-Trimethylbenzene	95-63-6	ug/m3	0.983	U	12.3	U	0.983	U	0.983	U	0.983	U
Benzyl chloride	100-44-7	ug/m3	1.04	U	12.9	U	1.04	U	1.04	U	1.04	U
1,3-Dichlorobenzene	541-73-1	ug/m3	1.2	U	15	U	1.2	U	1.2	U	1.2	U
1,4-Dichlorobenzene	106-46-7	ug/m3	1.2	U	15	U	1.2	U	1.2	U	1.2	U
1,2-Dichlorobenzene	95-50-1	ug/m3	1.2	U	15	U	1.2	U	1.2	U	1.2	U
1,2,4-Trichlorobenzene	120-82-1	ug/m3	1.48	U	18.6	U	1.48	U	1.48	U	1.48	U
Hexachlorobutadiene	87-68-3	ug/m3	2.13	U	26.7	U	2.13	U	2.13	U	2.13	U

Qualifiers:

U = Not detected at the reported detection limit for the sample.

ug/m3 = micrograms per cubic meter

APPENDIX A

Ground Penetrating Radar Findings Report

HALEY ALDRICH

Summary of Underground Utility Locating for Soil Borings

Prepared For: HALEY ALDRICH

Prepared By:
Larklin Bryan
Larklin.Bryan@gprsinc.com
PROJECT MANAGER-NORTHEAST REGION
646.866.4225

December 1, 2021

December 1, 2021

HALEY ALDRICH
Attn: JARED
Site: 169 3RD AVE, BROOKLYN, NY 11217

We appreciate the opportunity to provide this report for our work completed on November 30, 2021.

PURPOSE

The purpose of the project was to search for underground utilities within a radius of approximately 15' around each proposed boring location. The scope of work consisted of 6-7 locations. GPRS was able to walk around the jobsite and mark the boring with spray paint with the client.

EQUIPMENT

- **Underground Scanning GPR Antenna**. The antenna with frequencies ranging from 250 MHz-450 MHz is mounted in a stroller frame which rolls over the surface. The surface needs to be reasonably smooth and unobstructed in order to obtain readable scans. Obstructions such as curbs, landscaping, and vegetation will limit the feasibility of GPR. The data is displayed on a screen and marked in the field in real time. The total depth achieved can be as much as 8' or more with this antenna but can vary widely depending on the types of materials being scanned through. Some soil types such as clay may limit maximum depths to 3' or less. As depth increases, targets must be larger in order to be detected and non-metallic targets can be especially difficult to locate. Depths provided should always be treated as estimates as their accuracy can be affected by multiple factors. For more information, please visit: Link
- **Electromagnetic Pipe Locator**. The EM locator can passively detect the electromagnetic fields from live AC power or from radio signals travelling along some conductive utilities. It can also be used in conjunction with a transmitter to connect directly to accessible, metallic pipes or tracer wires. A current is sent through the pipe or tracer wire at a specific frequency and the resulting EM field can then be detected by the receiver. A utility's ability to be located depends on a variety of factors including access to the utility, conductivity, grounding, interference from other fields, and many others. Depths provided should always be treated as estimates as their accuracy can be affected by multiple factors. For more information, please visit: Link

PROCESS

The process typically begins with using the EM pipe locator to locate pipes or utilities throughout the scan area. First, the transmitter is used to connect to and trace any visible risers, tracer wires, or accessible, conductive utilities provided that there is an exposed, metallic surface. The areas are then swept with the receiver to detect live power or radio frequency signals. Locations and depths are painted or flagged on the surface. Depths cannot always be provided depending on the location method and can be prone to error.

Initial GPR scans were then collected in order to evaluate the data and calibrate the equipment. Based on these findings, a scanning strategy is formed, typically consisting of scanning the entire area in a grid with 4x4 scan spacing in order to locate any potential utilities that were not found with the pipe locator. The GPR data is viewed in real time and anomalies in the data are located and marked on the surface along with their depths using spray paint, pin flags, etc. A higher frequency concrete scanning antenna is typically used for locations that are placed on reinforced concrete.

LIMITATIONS

Please keep in mind that there are limitations to any subsurface investigation. The equipment may not achieve maximum effectiveness due to soil conditions, above ground obstructions, reinforced concrete, and a variety of other factors. No subsurface investigation or equipment can provide a complete image of what lies below. Our results should always be used in conjunction with as many methods as possible including consulting existing plans and drawings, exploratory excavation or potholing, visual inspection of above-ground features, and utilization of services such as One Call/811. Depths are dependent on the dielectric of the materials being scanned so depth accuracy can vary throughout a site. Relevant scan examples were saved and will be provided in this report.

FINDINGS

The subsurface conditions at the time of the scanning allowed for maximum GPR depth penetration of 1’ in most areas. Multiple utilities were able to be located, these utilities were placed on the surface with a regular mark out color code. Utilities that were able to be identified by type include electrical and drain storm drains. Some utilities were not able to be located such as tank lines, underground tank, and water. Unknowns marked within the scope of work may represent utilities but they could not be traced to a termination point or identifying structure. The GPRS system was unable to penetrate the surface and locate the tanks and pipes. Please do not work within 2 feet of any GPRS-placed markers on the surface. To guarantee safety, GPRS suggests hand digging down to 5'. The following pages will provide further explanation of the findings.

Picture 1 FILLED STORM DRAIN.



Picture 2: MAIN LECTRICAL FROM THE CAR WASH GOING TO THE BP SGTATION.

Picture 3: SV-1 LOCATION PRESENTED A LOT OF DISTORTION WITH THE EM LOCATIOR.

Picture 4: STORM DRAIN LINE 1-2’ IN DEPTH

Picture 5: ELECTRICAL FROM THE BP STATION GOING TO THE TANK.

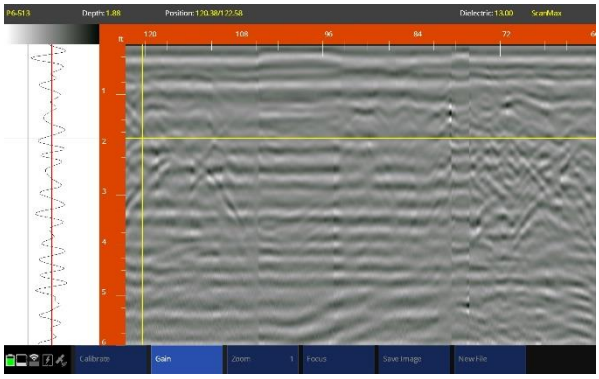

Picture 6: DAT SHOT OF THE SCAN AREA.

CLOSING

GPRS, Inc. has been in business since 2001, specializing in underground storage tank location, concrete scanning, utility locating, and shallow void detection for projects throughout the United States. I encourage you to visit our website (www.gprsinc.com) and contact any of the numerous references listed.

JOB SUMMARY

This BP property included two pump stations, a convenience store, and a car wash building. Most of the work will be conducted around the BP station. GPRS started with the storm drains. Most of the storm drains were either clogged or abandoned. Two catch basins outside the store were discovered to be connected by a storm line around 1'-2' depth. The main electric to the BP station was found in the bathroom along with the electrical conduits to the rest of the gas stations. Direct connections were used to locate the BP sign, pumps, and main electrical connections. Access to the car wash confirmed the main electrical location. GPRS was granted restricted access the car wash building. Some desired borings were placed close to the suspected tanks and tank line's locations. GPRS was granted restricted access to the car wash building. The GPRS system was unable to penetrate the surface and locate the tanks and pipes. Please do not work within 2 feet of any GPRS-placed markers on the surface. To guarantee safety, GPRS suggests hand digging down to 5'.

GPRS appreciates the opportunity to offer our services, and we look forward to continuing to work with you on future projects. Please feel free to contact us for additional information or with any questions you may have regarding this report.

Signed,

Larklin Bryan
PROJECT MANAGER—NORTHEAST REGION

Direct: 646.866.4225

Larklin.Bryan@gprsinc.com

www.gprsinc.com

Reviewed,

—

Direct:

www.gprsinc.com

APPENDIX B

Soil Boring Logs

HALEY ALDRICH

HALEY ALDRICH

GEOPROBE BORING REPORT

BORING NO. SB-1

PROJECT	Phase II 169 Third Avenue	**PROJECT MGR.**	M.Conlon
LOCATION	169 Third Avenue, Brooklyn, NY	**FIELD REP.**	Z.Simmel
CLIENT	159 Third Residence LLC	**DATE STARTED**	1/18/2022
CONTRACTOR	Coastal Environmental Solutions	**DATE FINISHED**	1/18/2022
DRILLER	B.Sullivan		

Elevation ft. **Datum** **Boring Location** See Plan

Item	Casing	Sampler	Core Barrel
Type	Steel	Macrocore	
Inside Diameter (in.)	2-in		
Hammer Weight (lb.)	Macrocore		
Hammer Fall (in.)	NA		

Rig Make & Model 6620DT

- ☐ Truck ☐ Tripod ☐ Cat-Head
- ☐ ATV ☑ Geoprobe ☐ Winch
- ☐ Track ☐ Air Track ☐ Roller Bit
- ☐ Skid ☐ Other ☑ Cutting Head

Hammer Type: ☐ Safety ☐ Doughnut ☑ Automatic

Drilling Mud: ☐ Bentonite ☐ Polymer ☑ None

Casing Advance Type Method Depth: Direct Push

Drilling Notes:

Depth (ft.)	Recovery (in/total)	PID (ppm)	Sample ID	Sample Description Depth (ft)	Visual-Manual Identification & Description (density/consistency, color, GROUP NAME & SYMBOL, maximum particle size*, structure, odor, moisture, optional descriptions, geologic interpretation)
0		0.0	SB-01 (0-2")	0-2'	Brown to dark brown medium to fine silty SAND, loose, brick, asphalt, trace metal, no odor, dry (FILL)
1		0.0			
		0.0			
2	36/60	0.0		2-3'	Brick
		0.0			
3		0.0			
		0.0			
4					
5					
6					
7	36/60	0.0		7-10'	SA 0-2', brick and cinders, no odor, dry (FILL)
		0.0			
8		0.0			
		0.0			
9		0.0			
		0.0			
		0.0			
10					
11					
12					
13	24/60				
		0.0	SB-1 (13-14')	13-15'	SAA, wet
14		0.0			
		0.0			
		0.0			
15					
16					
17	36/60	0.0	SB-1 (17-19')	17-19'	Brown to orange brown fine silty SAND, trace medium sand, no odor, wet
		0.0			
18		0.0			
		0.0			
19		0.0		19-20'	Dark brown fine silty SAND, trace clay, no odor, wet
20					END OF BORING AT 20 FT

Water Level Data

Date	Time	Elapsed Time (hr.)	Depth in feet to: Bottom of Casing	Bottom of Hole	Water

Sample ID

- **O** Open End Rod
- **T** Thin Wall Tube
- **U** Undisturbed Sample
- **S** Split Spoon Sample
- **G** Geoprobe

Summary

Overburden (Linear ft.)	20
Rock Cored (Linear ft.)	-
Number of Samples	3

BORING NO. SB-1

***NOTE: Maximum Particle Size is determined by direct observation within the limitations of sampler size.**

NOTE: Soil descriptions based on a modified Burmister method of visual-manual identification as practiced by Haley & Aldrich, Inc.

GEOPROBE BORING REPORT

BORING NO. SB-02

PROJECT	Phase II 169 Third Avenue	**PROJECT MGR.**	M.Conlon
LOCATION	169 Third Avenue, Brooklyn, NY	**FIELD REP.**	Z.Simmel
CLIENT	159 Third Residence LLC	**DATE STARTED**	1/18/2022
CONTRACTOR	Coastal Environmental Solutions	**DATE FINISHED**	1/18/2022
DRILLER	B.Sullivan		

Elevation ft. **Datum** **Boring Location** See Plan

Item	Casing	Sampler	Core Barrel
Type	Steel	Macrocore	
Inside Diameter (in.)	2-in		
Hammer Weight (lb.)	Macrocore		
Hammer Fall (in.)	NA		

Rig Make & Model 6620DT

- ☐ Truck ☐ Tripod ☐ Cat-Head
- ☐ ATV ☑ Geoprobe ☐ Winch
- ☐ Track ☐ Air Track ☐ Roller Bit
- ☐ Skid ☐ Other ☑ Cutting Head

Hammer Type: ☐ Safety ☐ Doughnut ☑ Automatic

Drilling Mud: ☐ Bentonite ☐ Polymer ☑ None

Casing Advance Type Method Depth: Direct Push

Drilling Notes:

Depth (ft.)	Recovery (in/total)	PID (ppm)	Sample ID	Sample Description Depth (ft)	Visual-Manual Identification & Description (density/consistency, color, GROUP NAME & SYMBOL, maximum particle size*, structure, odor, moisture, optional descriptions, geologic interpretation)
0		0.0		0-3'	Brown to dark brown medium to fine silty SAND brick, trace glass and metal, no odor, dry (FILL)
1		0.0			
		0.0			
2	36/60	0.0	SB-1 (0-2")		
3					
4					
5					
6					
7	32/60	0.0		7-10'	Brown to tan to gray medium silty SAND, brick, ceramic, trace coal pieces, glass, loose, no odor, dry (FILL)
		0.0			
8		0.0			
		0.0			
9		0.0			
		0.0			
		0.0			
10					
11					
12	12/60				
13					
14		0.0		14-15'	Very poor recovery, mostly carry-over
		0.0			
		0.0			
15		0.0			
16		0.0			
		0.0			
17	15/60	0.0			
		0.0			
18		0.0	SB-2 (18-20')	18-20'	Dark brown sandy lean CLAY, wet, no odor, native appearing
		0.0			
19		0.0			
		0.0			
		0.0			
20					END OF BORING AT 20 FT

Water Level Data

Date	Time	Elapsed Time (hr.)	Depth in feet to: Bottom of Casing	Bottom of Hole	Water
Date					

Sample ID

- **O** Open End Rod
- **T** Thin Wall Tube
- **U** Undisturbed Sample
- **S** Split Spoon Sample
- **G** Geoprobe

Summary

Overburden (Linear ft.)	20
Rock Cored (Linear ft.)	-
Number of Samples	2

BORING NO. SB-2

***NOTE: Maximum Particle Size is determined by direct observation within the limitations of sampler size.**

NOTE: Soil descriptions based on a modified Burmister method of visual-manual identification as practiced by Haley & Aldrich, Inc.

GEOPROBE BORING REPORT

HALEY ALDRICH

BORING NO. SB-3

PROJECT	Phase II 169 Third Avenue	**PROJECT MGR.**	M.Conlon
LOCATION	169 Third Avenue, Brooklyn, NY	**FIELD REP.**	Z.Simmel
CLIENT	159 Third Residence LLC	**DATE STARTED**	1/18/2022
CONTRACTOR	Coastal Environmental Solutions	**DATE FINISHED**	1/18/2022
DRILLER	B.Sullivan		

Elevation ft. **Datum** **Boring Location** See Plan

Item	Casing	Sampler	Core Barrel
Type	Steel	Macrocore	
Inside Diameter (in.)	2-in		
Hammer Weight (lb.)	Macrocore		
Hammer Fall (in.)	NA		

Rig Make & Model 6620DT

- ☐ Truck ☐ Tripod ☐ Cat-Head
- ☐ ATV ☑ Geoprobe ☐ Winch
- ☐ Track ☐ Air Track ☐ Roller Bit
- ☐ Skid ☐ Other ☑ Cutting Head

Hammer Type: ☐ Safety ☐ Doughnut ☑ Automatic

Drilling Mud: ☐ Bentonite ☐ Polymer ☑ None

Casing Advance Type Method Depth: Direct Push

Drilling Notes:

Depth (ft.)	Recovery (in/total)	PID (ppm)	Sample ID	Sample Description Depth (ft)	Visual-Manual Identification & Description (density/consistency, color, GROUP NAME & SYMBOL, maximum particle size*, structure, odor, moisture, optional descriptions, geologic interpretation)
0		0.0	SB-3 (0-2')	0-3'	Brown to dark brown medium to fine silty SAND, asphalt, brick, trace concrete pieces, no odor, dry (FILL)
1		0.0			
		0.0			
2		0.0			
	36/60	0.0			
3		0.0			
4					
5					
6					
7		0.0		7-9'	Tan medium SAND, brick, no odor, dry (FILL)
	36/60	0.0			
8		0.0		8-9'	Concrete
		0.0			
9		0.0		9-10'	Brown to olive brown clayey fine SAND, moist, no odor
		0.0			
		0.0			
10					
11					
12					
	24/60				
13		0.0	SB-3 (13-15')	13-15'	Mostly cave-in
		0.0			
14		0.0			
		0.0			
		0.0			
15					
16					END OF BORING AT 16 FT
17					
18					
19					
20					

Water Level Data

Date	Time	Elapsed Time (hr.)	Depth in feet to: Bottom of Casing	Bottom of Hole	Water
Date					

Sample ID

- **O** Open End Rod
- **T** Thin Wall Tube
- **U** Undisturbed Sample
- **S** Split Spoon Sample
- **G** Geoprobe

Summary

Overburden (Linear ft.)	20
Rock Cored (Linear ft.)	-
Number of Samples	2

BORING NO. SB-3

***NOTE: Maximum Particle Size is determined by direct observation within the limitations of sampler size.**

NOTE: Soil descriptions based on a modified Burmister method of visual-manual identification as practiced by Haley & Aldrich, Inc.

GEOPROBE BORING REPORT

HALEY ALDRICH

BORING NO. SB-4

PROJECT	Phase II 169 Third Avenue	**PROJECT MGR.**	M.Conlon
LOCATION	169 Third Avenue, Brooklyn, NY	**FIELD REP.**	Z.Simmel
CLIENT	159 Third Residence LLC	**DATE STARTED**	1/18/2022
CONTRACTOR	Coastal Environmental Solutions	**DATE FINISHED**	1/18/2022
DRILLER	B.Sullivan		

Elevation ft. **Datum** **Boring Location** See Plan

Item	Casing	Sampler	Core Barrel
Type	Steel	Macrocore	
Inside Diameter (in.)	2-in		
Hammer Weight (lb.)	Macrocore		
Hammer Fall (in.)	NA		

Rig Make & Model 6620DT

- ☐ Truck ☐ Tripod ☐ Cat-Head
- ☐ ATV ☑ Geoprobe ☐ Winch
- ☐ Track ☐ Air Track ☐ Roller Bit
- ☐ Skid ☐ Other ☑ Cutting Head

Hammer Type: ☐ Safety ☐ Doughnut ☑ Automatic

Drilling Mud: ☐ Bentonite ☐ Polymer ☑ None

Casing Advance — Type Method Depth: Direct Push

Drilling Notes:

Depth (ft.)	Recovery (in/total)	PID (ppm)	Sample ID	Sample Description Depth (ft)	Visual-Manual Identification & Description (density/consistency, color, GROUP NAME & SYMBOL, maximum particle size*, structure, odor, moisture, optional descriptions, geologic interpretation)
0		0.0	SB-4 (0-2')	0-4'	Brown to dark brown medium silty SAND, some fine sand, fine gravel, brick, dry, no odor (FILL)
1		0.0			
		0.0			
2		0.0			
		0.0			
3	48/60	0.0			
		0.0			
4		0.0			
5					Dark brown to gray medium to fine silty SAND, asphalt, brick, moist (FILL)
6					
7	24/60				
8		0.0		8-10'	SAA, cinders, dry, no odor (FILL)
		0.0			
9		0.0			
		0.0			
		0.0			
10					
11		0.0		11-15'	Gray to dark gray medium to corse silty SAND, brick, wet at 14', no odor (FILL)
		0.0			Note: appears to be mostly carry-over
12		0.0	SB-4 (12-14')		
		0.0			
13		0.0			
	48/60	0.0			
14		0.0			
		0.0			
		0.0			
15		0.0		15-20'	SAA, saturated
16		0.0			
		0.0			
17		0.0			
	60/60	0.0			
18		0.0			
		0.0			
19		0.0			
		0.0			
		0.0			
20					END OF BORING AT 20 FT

Water Level Data

Date	Time	Elapsed Time (hr.)	Depth in feet to: Bottom of Casing	Bottom of Hole	Water
Date					

Sample ID

- **O** Open End Rod
- **T** Thin Wall Tube
- **U** Undisturbed Sample
- **S** Split Spoon Sample
- **G** Geoprobe

Summary

Overburden (Linear ft.)	20
Rock Cored (Linear ft.)	-
Number of Samples	2

BORING NO. SB-4

***NOTE: Maximum Particle Size is determined by direct observation within the limitations of sampler size.**

NOTE: Soil descriptions based on a modified Burmister method of visual-manual identification as practiced by Haley & Aldrich, Inc.

HALEY ALDRICH

GEOPROBE BORING REPORT

BORING NO. SB-05

PROJECT	Phase II 169 Third Avenue	**PROJECT MGR.**	M.Conlon
LOCATION	169 Third Avenue, Brooklyn, NY	**FIELD REP.**	Z.Simmel
CLIENT	159 Third Residence LLC	**DATE STARTED**	1/18/2022
CONTRACTOR	Coastal Environmental Solutions	**DATE FINISHED**	1/18/2022
DRILLER	B.Sullivan		

Elevation ft. **Datum** **Boring Location** See Plan

Item	Casing	Sampler	Core Barrel
Type	Steel	Macrocore	
Inside Diameter (in.)	2-in		
Hammer Weight (lb.)	Macrocore		
Hammer Fall (in.)	NA		

Rig Make & Model 6620DT

- ☐ Truck ☐ Tripod ☐ Cat-Head
- ☐ ATV ☑ Geoprobe ☐ Winch
- ☐ Track ☐ Air Track ☐ Roller Bit
- ☐ Skid ☐ Other ☑ Cutting Head

Hammer Type: ☐ Safety ☐ Doughnut ☑ Automatic

Drilling Mud: ☐ Bentonite ☐ Polymer ☑ None

Casing Advance Type Method Depth: Direct Push

Drilling Notes:

Depth (ft.)	Recovery (in/total)	PID (ppm)	Sample ID	Sample Description Depth (ft)	Visual-Manual Identification & Description (density/consistency, color, GROUP NAME & SYMBOL, maximum particle size*, structure, odor, moisture, optional descriptions, geologic interpretation)
0		0.0	SB-5 (0-2")	0-6"	Concrete
1		0.0		6"-28"	Brown to dark brown medium to fine SAND, fine gravel, brick, no odor, dry (FILL)
		0.0			
2	28/60	0.0			
3					
4					
5					
6					
7		0.0		7-10'	Brown to dark brown fine silty SAND, fine gravel, brick, no odor, dry (FILL)
	32/60	0.0			
8		0.0			
		0.0			
9		0.0			
		0.0			
		0.0			
10					
11					
12					
	12/60				
13		0.0	SB-5 (13-15')		
		0.0			
14		0.0		14-15'	Brown to light brown medium silty SAND, no odor, wet
		0.0			
		0.0			
15					
16					
17	24/60				
18		0.8		18-20'	Gray to dark gray medium to fine SAND, trace silt, moderate petroleum odor and staining
		1.0			(mostly FILL material, some glass and ceramic)
19		1.6			
		3.4			
		36.3			
20					END OF BORING AT 20 FT

Water Level Data

Date	Time	Elapsed Time (hr.)	Depth in feet to: Bottom of Casing	Bottom of Hole	Water
Date					

Sample ID

- **O** Open End Rod
- **T** Thin Wall Tube
- **U** Undisturbed Sample
- **S** Split Spoon Sample
- **G** Geoprobe

Summary

Overburden (Linear ft.)	20
Rock Cored (Linear ft.)	-
Number of Samples	2

BORING NO. SB-5

***NOTE: Maximum Particle Size is determined by direct observation within the limitations of sampler size.**

NOTE: Soil descriptions based on a modified Burmister method of visual-manual identification as practiced by Haley & Aldrich, Inc.

HALEY ALDRICH 15/60

GEOPROBE BORING REPORT

BORING NO. SB-6

PROJECT	Phase II 169 Third Avenue	**PROJECT MGR.**	M.Conlon
LOCATION	169 Third Avenue, Brooklyn, NY	**FIELD REP.**	Z.Simmel
CLIENT	159 Third Residence LLC	**DATE STARTED**	1/19/2022
CONTRACTOR	Coastal Environmental Solutions	**DATE FINISHED**	1/19/2022
DRILLER	M.Morganstern		

Elevation ft. **Datum** **Boring Location** See Plan

Item	Casing	Sampler	Core Barrel
Type	Steel	Macrocore	
Inside Diameter (in.)	2-in		
Hammer Weight (lb.)	Macrocore		
Hammer Fall (in.)	NA		

Rig Make & Model 6620DT

- ☐ Truck ☐ Tripod ☐ Cat-Head
- ☐ ATV ☑ Geoprobe ☐ Winch
- ☐ Track ☐ Air Track ☐ Roller Bit
- ☐ Skid ☐ Other ☑ Cutting Head

Hammer Type: ☐ Safety ☐ Doughnut ☑ Automatic

Drilling Mud: ☐ Bentonite ☐ Polymer ☑ None

Casing Advance Type Method Depth: Direct Push

Drilling Notes:

Depth (ft.)	Recovery (in/total)	PID (ppm)	Sample ID	Sample Description Depth (ft)	Visual-Manual Identification & Description (density/consistency, color, GROUP NAME & SYMBOL, maximum particle size*, structure, odor, moisture, optional descriptions, geologic interpretation)
0		0.0	SB-6 (0-2")	0-15"	Brown, medium silty SAND, brick, fine gravel, no odor, dry
1		0.0			(FILL)
		0.0			
2	15/60	0.0			
3					
4					
5					
6					
7	24/60				
8		0.0		8-10'	Dark brown to black fine silty SAND, trace medium SAND, no odor, dry
		0.0			(FILL)
9		0.0			
		0.0			
		0.0			
10					
11					
12		0.0			
	30/60	0.0	SB-6 (12-14')	12.5-15'	Brown fine silty SAND, trace medium SAND, trace clay, wet, no odor
13		0.0			
		0.0			
14		0.0			
15					
16					
17					
	12/60				
18					
					Very poor recovery, carry-over
19		0.0			
		0.0		19.5-20'	
		0.0			
20					END OF BORING AT 20 FT

Water Level Data

Date	Time	Elapsed Time (hr.)	Depth in feet to: Bottom of Casing	Bottom of Hole	Water
Date					

Sample ID

- **O** Open End Rod
- **T** Thin Wall Tube
- **U** Undisturbed Sample
- **S** Split Spoon Sample
- **G** Geoprobe

Summary

Overburden (Linear ft.)	20
Rock Cored (Linear ft.)	-
Number of Samples	2

BORING NO. SB-6

*NOTE: Maximum Particle Size is determined by direct observation within the limitations of sampler size.

NOTE: Soil descriptions based on a modified Burmister method of visual-manual identification as practiced by Haley & Aldrich, Inc.

GEOPROBE BORING REPORT

HALEY ALDRICH

BORING NO. SB-07

PROJECT	Phase II 169 Third Avenue	**PROJECT MGR.**	M.Conlon
LOCATION	169 Third Avenue, Brooklyn, NY	**FIELD REP.**	Z.Simmel
CLIENT	159 Third Residence LLC	**DATE STARTED**	1/18/2022
CONTRACTOR	Coastal Environmental Solutions	**DATE FINISHED**	1/18/2022
DRILLER	B.Sullivan		

Elevation ft. **Datum** **Boring Location** See Plan

Item	Casing	Sampler	Core Barrel
Type	Steel	Macrocore	
Inside Diameter (in.)	2-in		
Hammer Weight (lb.)	Macrocore		
Hammer Fall (in.)	NA		

Rig Make & Model 6620DT

- ☐ Truck ☐ Tripod ☐ Cat-Head
- ☐ ATV ☑ Geoprobe ☐ Winch
- ☐ Track ☐ Air Track ☐ Roller Bit
- ☐ Skid ☐ Other ☑ Cutting Head

Hammer Type: ☐ Safety ☐ Doughnut ☑ Automatic

Drilling Mud: ☐ Bentonite ☐ Polymer ☑ None

Casing Advance Type Method Depth: Direct Push

Drilling Notes:

Depth (ft.)	Recovery (in/total)	PID (ppm)	Sample ID	Sample Description Depth (ft)	Visual-Manual Identification & Description (density/consistency, color, GROUP NAME & SYMBOL, maximum particle size*, structure, odor, moisture, optional descriptions, geologic interpretation)
0		0.0	SB-7 (0-2")	0-2.5'	Brown to light brown medium to find silty SAND, asphalt, brick, no odor, dry (FILL)
1		0.0	DUP-20220118		
		0.0			
2	28/60	0.0			
3					
4					
5					
6					
		0.0		6.5-9'	SAA, more brick, dry, no odor (FILL)
7		0.0			
		0.0			
8	41/60	0.0			
		0.0			
9		0.0		9-10'	Gray to dark gray medium silty SAND, some coarse SAND, brick, coal pieces, no odor, moist (FILL)
		0.0			
		0.0			
10					
11					
12					
	28/60	0.0	SB-7 (12-14')	12.5-15'	SAA, less fill material
13		0.0			
		0.0			
14		0.0			
		0.0			
		0.0			
15					
16					END OF BORING AT 16 FT
17					
18					
19					
20					

Water Level Data

Date	Time	Elapsed Time (hr.)	Depth in feet to: Bottom of Casing	Bottom of Hole	Water
Date					

Sample ID

- **O** Open End Rod
- **T** Thin Wall Tube
- **U** Undisturbed Sample
- **S** Split Spoon Sample
- **G** Geoprobe

Summary

Overburden (Linear ft.)	20
Rock Cored (Linear ft.)	-
Number of Samples	2

BORING NO. SB-7

***NOTE: Maximum Particle Size is determined by direct observation within the limitations of sampler size.**

NOTE: Soil descriptions based on a modified Burmister method of visual-manual identification as practiced by Haley & Aldrich, Inc.

APPENDIX C

Groundwater Purge Logs

HALEY ALDRICH

151-169 Third Avenue, Broklyn, NY
Well Purge Logs

Well ID:	TW-1	**Date:**	1/19/2022
Well Depth (ft):	20	**Pump:**	Peristaltic
Static Water Level (ft):	15.2	**Personnel:**	Z. Simmel
Water Column Height (ft):	4.8	**Well Volume (gal):**	0.2
Well Diameter (inch):	1	**Flow rate:**	150 mL/min

Time	Time Elapsed (min)	Flow Rate	Gal Removed	Color	Comments
0930	0	150 mL/min	0.00	Brown	Turbid
0935	5	150 mL/min	0.2	Brown	Turbid
0940	10	150 mL/min	0.4	Light Brown	Turbid
0945	15	150 mL/min	0.6	Light Brown	Cloudy
0950	20	150 mL/min	0.8	Clear	Cloudy
0999	25	150 mL/min	1.0	Clear	Cloudy

151-169 Third Avenue, Broklyn, NY
Well Purge Logs

Well ID:	TW-2	**Date:**	1/19/2022
Well Depth (ft):	20	**Pump:**	Peristaltic
Static Water Level (ft):	15.81	**Personnel:**	I. Sealove
Water Column Height (ft):	4.19	**Well Volume (gal):**	0.2
Well Diameter (inch):	1	**Flow rate:**	200 mL/min

Time	Time Elapsed (min)	Flow Rate	Gal Removed	Color	Comments
0920	0	200 mL/min	0.00	Brown	Turbid
0925	5	200 mL/min	0.25	Brown	Turbid
0930	10	200 mL/min	0.50	Light Brown	Turbid
0935	15	200 mL/min	0.75	Light Brown	Cloudy
0940	20	200 mL/min	1.00	Clear	Clear

151-169 Third Avenue, Broklyn, NY
Well Purge Logs

Well ID:	TW-3	**Date:**	1/19/2022
Well Depth (ft):	20	**Pump:**	Peristaltic
Static Water Level (ft):	16.39	**Personnel:**	Z. Simmel
Water Column Height (ft):	3.61	**Well Volume (gal):**	0.15
Well Diameter (inch):	1	**Flow rate:**	200 mL/min

Time	Time Elapsed (min)	Flow Rate	Gal Removed	Color	Comments
1035	0	200 mL/min	0.00	Brown	Turbid
1040	5	200 mL/min	0.25	Brown	Turbid
1045	10	200 mL/min	0.50	Light Brown	Turbid
1050	15	200 mL/min	0.75	Clear	Clear
1055	20	200 mL/min	1.00	Clear	Clear

151-169 Third Avenue, Broklyn, NY
Well Purge Logs

Well ID:	MW-1	**Date:**	1/19/2022
Well Depth (ft):	18	**Pump:**	Peristaltic
Static Water Level (ft):	14.1	**Personnel:**	Z. Simmel
Water Column Height (ft):	3.9	**Well Volume (gal):**	0.47
Well Diameter (inch):	2	**Flow rate:**	200 mL/min

Time	Time Elapsed (min)	Flow Rate	Gal Removed	Color	Comments
1300	0	200 mL/min	0.00	Brown	Turbid
1305	5	200 mL/min	0.25	Brown	Turbid
1310	10	200 mL/min	0.50	Light Brown	Turbid
1315	15	200 mL/min	0.75	Light Brown	Cloudy
1320	20	200 mL/min	1.00	Clear	Clear
1325	20	200 mL/min	1.25	Clear	Clear

APPENDIX D

Soil Vapor Logs

HALEY ALDRICH

SOIL VAPOR SAMPLING LOG

Remedial Investigation - 169 Third Avenue, Brooklyn, NY

Site: 151-169 Third Avenue, Brooklyn, NY
Date Collected: 1/19/2022
Personnel: Z.Simmel
Weather: Overcast, 34°F
Humidity: 70%

Sample ID	Canister ID	Caniser Size	Flow Controller ID	Sample Start Time	Canister Start Pressure ("Hg)	Sample End Time	Canister End Pressure ("Hg)	Sample Start Date	Sample Type	Analyses Method
SV-1	205	2.7L	01088	8:47	-30.99	10:47	-7.6	1/19/2022	Soil Vapor	TO-15-SIM
SV-2	2038	2.7L	01343	9:16	-30.39	11:16	-8.05	1/19/2022	Soil Vapor	TO-15-SIM
SV-3	2015	2.7L	01850	9:02	-31.03	11:02	-26.46	1/19/2022	Soil Vapor	TO-15-SIM
SV-4	2229	2.7L	01881	8:37	-31.16	10:37	-7.18	1/19/2022	Soil Vapor	TO-15-SIM
SV-5	3198	2.7L	01335	8:30	-30.24	10:30	-6.38	1/19/2022	Soil Vapor	TO-15-SIM
SV-6	494	2.7L	01093	8:20	-30.92	10:20	-7.02	1/19/2022	Soil Vapor	TO-15-SIM

Notes:
Summas and flow regulators provided by Alpha Analytical Laboratory
Analyses for VOCs by Method TO-15 SIM completed by Alpha Analytical Laboratory
Soil vapor probe set at SV-3 but failed to collect sample due to a clogged flow controller provided by the laboratory

APPENDIX E

Laboratory Data Deliverable

HALEY ALDRICH

ANALYTICAL REPORT

Lab Number:	L2202719
Client:	Haley & Aldrich 237 West 35th Street 16th Floor New York, NY 10123
ATTN:	Mari Cate Conlon
Phone:	(347) 271-1521
Project Name:	PHASE II 169 THIRD AVE
Project Number:	0204090
Report Date:	01/26/22

The original project report/data package is held by Alpha Analytical. This report/data package is paginated and should be reproduced only in its entirety. Alpha Analytical holds no responsibility for results and/or data that are not consistent with the original.

Certifications & Approvals: MA (M-MA086), NH NELAP (2064), CT (PH-0574), IL (200077), ME (MA00086), MD (348), NJ (MA935), NY (11148), NC (25700/666), PA (68-03671), RI (LAO00065), TX (T104704476), VT (VT-0935), VA (460195), USDA (Permit #P330-17-00196).

Eight Walkup Drive, Westborough, MA 01581-1019
508-898-9220 (Fax) 508-898-9193 800-624-9220 - www.alphalab.com

Project Name: PHASE II 169 THIRD AVE
Project Number: 0204090

Lab Number: L2202719
Report Date: 01/26/22

Alpha Sample ID	Client ID	Matrix	Sample Location	Collection Date/Time	Receive Date
L2202719-01	SB-1 (0-2')	SOIL	169 3RD AVENUE, BROOKLYN, NY	01/18/22 12:10	01/18/22
L2202719-02	SB-1 (13-14')	SOIL	169 3RD AVENUE, BROOKLYN, NY	01/18/22 12:20	01/18/22
L2202719-03	SB-1 (17-19')	SOIL	169 3RD AVENUE, BROOKLYN, NY	01/18/22 12:35	01/18/22
L2202719-04	SB-2 (0-2')	SOIL	169 3RD AVENUE, BROOKLYN, NY	01/18/22 10:35	01/18/22
L2202719-05	SB-2 (18-20')	SOIL	169 3RD AVENUE, BROOKLYN, NY	01/18/22 10:50	01/18/22
L2202719-06	SB-3 (0-2')	SOIL	169 3RD AVENUE, BROOKLYN, NY	01/18/22 08:50	01/18/22
L2202719-07	SB-3 (13-15')	SOIL	169 3RD AVENUE, BROOKLYN, NY	01/18/22 09:00	01/18/22
L2202719-08	SB-4 (0-2')	SOIL	169 3RD AVENUE, BROOKLYN, NY	01/18/22 08:15	01/18/22
L2202719-09	SB-4 (12-14')	SOIL	169 3RD AVENUE, BROOKLYN, NY	01/18/22 13:00	01/18/22
L2202719-10	SB-5 (0-2')	SOIL	169 3RD AVENUE, BROOKLYN, NY	01/18/22 09:35	01/18/22
L2202719-11	SB-5 (13-15')	SOIL	169 3RD AVENUE, BROOKLYN, NY	01/18/22 09:53	01/18/22
L2202719-12	SB-7 (0-2')	SOIL	169 3RD AVENUE, BROOKLYN, NY	01/18/22 11:10	01/18/22
L2202719-13	SB-7 (12-14')	SOIL	169 3RD AVENUE, BROOKLYN, NY	01/18/22 11:30	01/18/22
L2202719-14	DUP_20220118	SOIL	169 3RD AVENUE, BROOKLYN, NY	01/18/22 00:00	01/18/22
L2202719-15	TB01_20220118	WATER	169 3RD AVENUE, BROOKLYN, NY	01/18/22 00:00	01/18/22

Project Name:	PHASE II 169 THIRD AVE	**Lab Number:**	L2202719
Project Number:	0204090	**Report Date:**	01/26/22

Case Narrative

The samples were received in accordance with the Chain of Custody and no significant deviations were encountered during the preparation or analysis unless otherwise noted. Sample Receipt, Container Information, and the Chain of Custody are located at the back of the report.

Results contained within this report relate only to the samples submitted under this Alpha Lab Number and meet NELAP requirements for all NELAP accredited parameters unless otherwise noted in the following narrative. The data presented in this report is organized by parameter (i.e. VOC, SVOC, etc.). Sample specific Quality Control data (i.e. Surrogate Spike Recovery) is reported at the end of the target analyte list for each individual sample, followed by the Laboratory Batch Quality Control at the end of each parameter. Tentatively Identified Compounds (TICs), if requested, are reported for compounds identified to be present and are not part of the method/program Target Compound List, even if only a subset of the TCL are being reported. If a sample was re-analyzed or re-extracted due to a required quality control corrective action and if both sets of data are reported, the Laboratory ID of the re-analysis or re-extraction is designated with an "R" or "RE", respectively.

When multiple Batch Quality Control elements are reported (e.g. more than one LCS), the associated samples for each element are noted in the grey shaded header line of each data table. Any Laboratory Batch, Sample Specific % recovery or RPD value that is outside the listed Acceptance Criteria is bolded in the report. In reference to questions H (CAM) or 4 (RCP) when "NO" is checked, the performance criteria for CAM and RCP methods allow for some quality control failures to occur and still be within method compliance. In these instances, the specific failure is not narrated but noted in the associated QC Outlier Summary Report, located directly after the Case Narrative. QC information is also incorporated in the Data Usability Assessment table (Format 11) of our Data Merger tool, where it can be reviewed in conjunction with the sample result, associated regulatory criteria and any associated data usability implications.

Soil/sediments, solids and tissues are reported on a dry weight basis unless otherwise noted. Definitions of all data qualifiers and acronyms used in this report are provided in the Glossary located at the back of the report.

HOLD POLICY - For samples submitted on hold, Alpha's policy is to hold samples (with the exception of Air canisters) free of charge for 21 calendar days from the date the project is completed. After 21 calendar days, we will dispose of all samples submitted including those put on hold unless you have contacted your Alpha Project Manager and made arrangements for Alpha to continue to hold the samples. Air canisters will be disposed after 3 business days from the date the project is completed.

Please contact Project Management at 800-624-9220 with any questions.

Project Name:	PHASE II 169 THIRD AVE	**Lab Number:**	L2202719
Project Number:	0204090	**Report Date:**	01/26/22

Case Narrative (continued)

Report Submission

January 26, 2022: This final report includes the results of all requested analyses.

January 24, 2022: This is a preliminary report.

All non-detect (ND) or estimated concentrations (J-qualified) have been quantitated to the limit noted in the MDL column.

Semivolatile Organics

The WG1596026-2/-3 LCS/LCSD recoveries, associated with L2202719-01 through -14, are below the acceptance criteria for benzoic acid (5%/7%); however, it has been identified as a "difficult" analyte. The results of the associated samples are reported.

Perfluorinated Alkyl Acids by Isotope Dilution

L2202719-04 and WG1596155-2: Extracted Internal Standard recoveries were outside the acceptance criteria for individual analytes. Please refer to the surrogate section of the report for details.

PCBs

L2202719-05: The sample has elevated detection limits due to the limited sample volume utilized during extraction, as required by the sample matrix.

Pesticides

L2202719-01D, -04D, -07D, -08D, and -12D: The sample has elevated detection limits due to the dilution required by the sample matrix.

L2202719-05, -06, -09, and -10: The sample has elevated detection limits due to the limited sample volume utilized during extraction, as required by the sample matrix.

Project Name:	PHASE II 169 THIRD AVE	**Lab Number:**	L2202719
Project Number:	0204090	**Report Date:**	01/26/22

Case Narrative (continued)

Total Metals

L2202719-01 through -14: The sample has elevated detection limits for all elements, with the exception of mercury, due to the dilution required by matrix interferences encountered during analysis.

The WG1595776-3 MS recoveries for aluminum (276%), calcium (0%), iron (0%), lead (0%) and manganese (52%), performed on L2202719-01, do not apply because the sample concentrations are greater than four times the spike amounts added.

The WG1595776-3 MS recovery, performed on L2202719-01, is outside the acceptance criteria for copper (67%). A post digestion spike was performed and was within acceptance criteria.

The WG1595776-3 MS recovery, performed on L2202719-01, is outside the acceptance criteria for zinc (56%). A post digestion spike was performed and yielded an unacceptable recovery for zinc (64%). The serial dilution recovery was acceptable; therefore, the matrix test passed for the sample matrix.

The WG1595800-3 MS recovery, performed on L2202719-01, is outside the acceptance criteria for mercury (216%). A post digestion spike was performed and was within acceptance criteria.

The WG1595776-4 Laboratory Duplicate RPDs for calcium (39%), sodium (27%) and vanadium (25%), performed on L2202719-01, are outside the acceptance criteria. The elevated RPDs have been attributed to the non-homogeneous nature of the native sample.

I, the undersigned, attest under the pains and penalties of perjury that, to the best of my knowledge and belief and based upon my personal inquiry of those responsible for providing the information contained in this analytical report, such information is accurate and complete. This certificate of analysis is not complete unless this page accompanies any and all pages of this report.

Authorized Signature: Michelle M. Morris

Title: Technical Director/Representative

Date: 01/26/22

ORGANICS

VOLATILES

Project Name: PHASE II 169 THIRD AVE **Lab Number:** L2202719

Project Number: 0204090 **Report Date:** 01/26/22

SAMPLE RESULTS

Lab ID: L2202719-01
Client ID: SB-1 (0-2')
Sample Location: 169 3RD AVENUE, BROOKLYN, NY

Date Collected: 01/18/22 12:10
Date Received: 01/18/22
Field Prep: Not Specified

Sample Depth:
Matrix: Soil
Analytical Method: 1,8260C
Analytical Date: 01/20/22 00:54
Analyst: JC
Percent Solids: 90%

Parameter	Result	Qualifier	Units	RL	MDL	Dilution Factor
Volatile Organics by EPA 5035 Low - Westborough Lab						
Methylene chloride	ND		ug/kg	5.4	2.5	1
1,1-Dichloroethane	ND		ug/kg	1.1	0.16	1
Chloroform	ND		ug/kg	1.6	0.15	1
Carbon tetrachloride	ND		ug/kg	1.1	0.25	1
1,2-Dichloropropane	ND		ug/kg	1.1	0.14	1
Dibromochloromethane	ND		ug/kg	1.1	0.15	1
1,1,2-Trichloroethane	ND		ug/kg	1.1	0.29	1
Tetrachloroethene	3.6		ug/kg	0.54	0.21	1
Chlorobenzene	ND		ug/kg	0.54	0.14	1
Trichlorofluoromethane	ND		ug/kg	4.3	0.75	1
1,2-Dichloroethane	ND		ug/kg	1.1	0.28	1
1,1,1-Trichloroethane	ND		ug/kg	0.54	0.18	1
Bromodichloromethane	ND		ug/kg	0.54	0.12	1
trans-1,3-Dichloropropene	ND		ug/kg	1.1	0.30	1
cis-1,3-Dichloropropene	ND		ug/kg	0.54	0.17	1
1,3-Dichloropropene, Total	ND		ug/kg	0.54	0.17	1
1,1-Dichloropropene	ND		ug/kg	0.54	0.17	1
Bromoform	ND		ug/kg	4.3	0.27	1
1,1,2,2-Tetrachloroethane	ND		ug/kg	0.54	0.18	1
Benzene	ND		ug/kg	0.54	0.18	1
Toluene	ND		ug/kg	1.1	0.59	1
Ethylbenzene	ND		ug/kg	1.1	0.15	1
Chloromethane	ND		ug/kg	4.3	1.0	1
Bromomethane	ND		ug/kg	2.2	0.63	1
Vinyl chloride	ND		ug/kg	1.1	0.36	1
Chloroethane	ND		ug/kg	2.2	0.49	1
1,1-Dichloroethene	ND		ug/kg	1.1	0.26	1
trans-1,2-Dichloroethene	ND		ug/kg	1.6	0.15	1

Project Name: PHASE II 169 THIRD AVE **Lab Number:** L2202719

Project Number: 0204090 **Report Date:** 01/26/22

SAMPLE RESULTS

Lab ID: L2202719-01 Date Collected: 01/18/22 12:10

Client ID: SB-1 (0-2') Date Received: 01/18/22

Sample Location: 169 3RD AVENUE, BROOKLYN, NY Field Prep: Not Specified

Sample Depth:

Parameter	Result	Qualifier	Units	RL	MDL	Dilution Factor
Volatile Organics by EPA 5035 Low - Westborough Lab						
Trichloroethene	ND		ug/kg	0.54	0.15	1
1,2-Dichlorobenzene	ND		ug/kg	2.2	0.16	1
1,3-Dichlorobenzene	ND		ug/kg	2.2	0.16	1
1,4-Dichlorobenzene	ND		ug/kg	2.2	0.18	1
Methyl tert butyl ether	ND		ug/kg	2.2	0.22	1
p/m-Xylene	ND		ug/kg	2.2	0.61	1
o-Xylene	ND		ug/kg	1.1	0.32	1
Xylenes, Total	ND		ug/kg	1.1	0.32	1
cis-1,2-Dichloroethene	ND		ug/kg	1.1	0.19	1
1,2-Dichloroethene, Total	ND		ug/kg	1.1	0.15	1
Dibromomethane	ND		ug/kg	2.2	0.26	1
Styrene	ND		ug/kg	1.1	0.21	1
Dichlorodifluoromethane	ND		ug/kg	11	0.99	1
Acetone	ND		ug/kg	11	5.2	1
Carbon disulfide	7.8	J	ug/kg	11	4.9	1
2-Butanone	ND		ug/kg	11	2.4	1
Vinyl acetate	ND		ug/kg	11	2.3	1
4-Methyl-2-pentanone	ND		ug/kg	11	1.4	1
1,2,3-Trichloropropane	ND		ug/kg	2.2	0.14	1
2-Hexanone	ND		ug/kg	11	1.3	1
Bromochloromethane	ND		ug/kg	2.2	0.22	1
2,2-Dichloropropane	ND		ug/kg	2.2	0.22	1
1,2-Dibromoethane	ND		ug/kg	1.1	0.30	1
1,3-Dichloropropane	ND		ug/kg	2.2	0.18	1
1,1,1,2-Tetrachloroethane	ND		ug/kg	0.54	0.14	1
Bromobenzene	ND		ug/kg	2.2	0.16	1
n-Butylbenzene	ND		ug/kg	1.1	0.18	1
sec-Butylbenzene	ND		ug/kg	1.1	0.16	1
tert-Butylbenzene	ND		ug/kg	2.2	0.13	1
o-Chlorotoluene	ND		ug/kg	2.2	0.21	1
p-Chlorotoluene	ND		ug/kg	2.2	0.12	1
1,2-Dibromo-3-chloropropane	ND		ug/kg	3.2	1.1	1
Hexachlorobutadiene	ND		ug/kg	4.3	0.18	1
Isopropylbenzene	ND		ug/kg	1.1	0.12	1
p-Isopropyltoluene	ND		ug/kg	1.1	0.12	1
Naphthalene	2.1	J	ug/kg	4.3	0.70	1
Acrylonitrile	ND		ug/kg	4.3	1.2	1

Project Name: PHASE II 169 THIRD AVE **Lab Number:** L2202719

Project Number: 0204090 **Report Date:** 01/26/22

SAMPLE RESULTS

Lab ID: L2202719-01 Date Collected: 01/18/22 12:10

Client ID: SB-1 (0-2') Date Received: 01/18/22

Sample Location: 169 3RD AVENUE, BROOKLYN, NY Field Prep: Not Specified

Sample Depth:

Parameter	Result	Qualifier	Units	RL	MDL	Dilution Factor
Volatile Organics by EPA 5035 Low - Westborough Lab						
n-Propylbenzene	ND		ug/kg	1.1	0.18	1
1,2,3-Trichlorobenzene	ND		ug/kg	2.2	0.35	1
1,2,4-Trichlorobenzene	ND		ug/kg	2.2	0.30	1
1,3,5-Trimethylbenzene	ND		ug/kg	2.2	0.21	1
1,2,4-Trimethylbenzene	ND		ug/kg	2.2	0.36	1
1,4-Dioxane	ND		ug/kg	87	38.	1
p-Diethylbenzene	ND		ug/kg	2.2	0.19	1
p-Ethyltoluene	ND		ug/kg	2.2	0.42	1
1,2,4,5-Tetramethylbenzene	ND		ug/kg	2.2	0.21	1
Ethyl ether	ND		ug/kg	2.2	0.37	1
trans-1,4-Dichloro-2-butene	ND		ug/kg	5.4	1.5	1

Surrogate	% Recovery	Qualifier	Acceptance Criteria
1,2-Dichloroethane-d4	103		70-130
Toluene-d8	102		70-130
4-Bromofluorobenzene	115		70-130
Dibromofluoromethane	110		70-130

Project Name: PHASE II 169 THIRD AVE **Lab Number:** L2202719

Project Number: 0204090 **Report Date:** 01/26/22

SAMPLE RESULTS

Lab ID: L2202719-02
Client ID: SB-1 (13-14')
Sample Location: 169 3RD AVENUE, BROOKLYN, NY

Date Collected: 01/18/22 12:20
Date Received: 01/18/22
Field Prep: Not Specified

Sample Depth:
Matrix: Soil
Analytical Method: 1,8260C
Analytical Date: 01/19/22 13:09
Analyst: AJK
Percent Solids: 84%

Parameter	Result	Qualifier	Units	RL	MDL	Dilution Factor
Volatile Organics by EPA 5035 Low - Westborough Lab						
Methylene chloride	ND		ug/kg	5.6	2.6	1
1,1-Dichloroethane	ND		ug/kg	1.1	0.16	1
Chloroform	0.53	J	ug/kg	1.7	0.16	1
Carbon tetrachloride	ND		ug/kg	1.1	0.26	1
1,2-Dichloropropane	ND		ug/kg	1.1	0.14	1
Dibromochloromethane	ND		ug/kg	1.1	0.16	1
1,1,2-Trichloroethane	ND		ug/kg	1.1	0.30	1
Tetrachloroethene	ND		ug/kg	0.56	0.22	1
Chlorobenzene	ND		ug/kg	0.56	0.14	1
Trichlorofluoromethane	ND		ug/kg	4.5	0.78	1
1,2-Dichloroethane	ND		ug/kg	1.1	0.29	1
1,1,1-Trichloroethane	ND		ug/kg	0.56	0.19	1
Bromodichloromethane	ND		ug/kg	0.56	0.12	1
trans-1,3-Dichloropropene	ND		ug/kg	1.1	0.30	1
cis-1,3-Dichloropropene	ND		ug/kg	0.56	0.18	1
1,3-Dichloropropene, Total	ND		ug/kg	0.56	0.18	1
1,1-Dichloropropene	ND		ug/kg	0.56	0.18	1
Bromoform	ND		ug/kg	4.5	0.28	1
1,1,2,2-Tetrachloroethane	ND		ug/kg	0.56	0.18	1
Benzene	ND		ug/kg	0.56	0.18	1
Toluene	ND		ug/kg	1.1	0.61	1
Ethylbenzene	ND		ug/kg	1.1	0.16	1
Chloromethane	ND		ug/kg	4.5	1.0	1
Bromomethane	ND		ug/kg	2.2	0.65	1
Vinyl chloride	ND		ug/kg	1.1	0.37	1
Chloroethane	ND		ug/kg	2.2	0.50	1
1,1-Dichloroethene	ND		ug/kg	1.1	0.27	1
trans-1,2-Dichloroethene	ND		ug/kg	1.7	0.15	1

Project Name: PHASE II 169 THIRD AVE **Lab Number:** L2202719

Project Number: 0204090 **Report Date:** 01/26/22

SAMPLE RESULTS

Lab ID: L2202719-02 Date Collected: 01/18/22 12:20

Client ID: SB-1 (13-14') Date Received: 01/18/22

Sample Location: 169 3RD AVENUE, BROOKLYN, NY Field Prep: Not Specified

Sample Depth:

Parameter	Result	Qualifier	Units	RL	MDL	Dilution Factor
Volatile Organics by EPA 5035 Low - Westborough Lab						
Trichloroethene	ND		ug/kg	0.56	0.15	1
1,2-Dichlorobenzene	ND		ug/kg	2.2	0.16	1
1,3-Dichlorobenzene	ND		ug/kg	2.2	0.16	1
1,4-Dichlorobenzene	ND		ug/kg	2.2	0.19	1
Methyl tert butyl ether	ND		ug/kg	2.2	0.22	1
p/m-Xylene	ND		ug/kg	2.2	0.63	1
o-Xylene	ND		ug/kg	1.1	0.32	1
Xylenes, Total	ND		ug/kg	1.1	0.32	1
cis-1,2-Dichloroethene	ND		ug/kg	1.1	0.20	1
1,2-Dichloroethene, Total	ND		ug/kg	1.1	0.15	1
Dibromomethane	ND		ug/kg	2.2	0.27	1
Styrene	ND		ug/kg	1.1	0.22	1
Dichlorodifluoromethane	ND		ug/kg	11	1.0	1
Acetone	ND		ug/kg	11	5.4	1
Carbon disulfide	ND		ug/kg	11	5.1	1
2-Butanone	ND		ug/kg	11	2.5	1
Vinyl acetate	ND		ug/kg	11	2.4	1
4-Methyl-2-pentanone	ND		ug/kg	11	1.4	1
1,2,3-Trichloropropane	ND		ug/kg	2.2	0.14	1
2-Hexanone	ND		ug/kg	11	1.3	1
Bromochloromethane	ND		ug/kg	2.2	0.23	1
2,2-Dichloropropane	ND		ug/kg	2.2	0.22	1
1,2-Dibromoethane	ND		ug/kg	1.1	0.31	1
1,3-Dichloropropane	ND		ug/kg	2.2	0.19	1
1,1,1,2-Tetrachloroethane	ND		ug/kg	0.56	0.15	1
Bromobenzene	ND		ug/kg	2.2	0.16	1
n-Butylbenzene	ND		ug/kg	1.1	0.19	1
sec-Butylbenzene	ND		ug/kg	1.1	0.16	1
tert-Butylbenzene	ND		ug/kg	2.2	0.13	1
o-Chlorotoluene	ND		ug/kg	2.2	0.21	1
p-Chlorotoluene	ND		ug/kg	2.2	0.12	1
1,2-Dibromo-3-chloropropane	ND		ug/kg	3.4	1.1	1
Hexachlorobutadiene	ND		ug/kg	4.5	0.19	1
Isopropylbenzene	ND		ug/kg	1.1	0.12	1
p-Isopropyltoluene	ND		ug/kg	1.1	0.12	1
Naphthalene	ND		ug/kg	4.5	0.73	1
Acrylonitrile	ND		ug/kg	4.5	1.3	1

Project Name: PHASE II 169 THIRD AVE **Lab Number:** L2202719

Project Number: 0204090 **Report Date:** 01/26/22

SAMPLE RESULTS

Lab ID: L2202719-02 Date Collected: 01/18/22 12:20

Client ID: SB-1 (13-14') Date Received: 01/18/22

Sample Location: 169 3RD AVENUE, BROOKLYN, NY Field Prep: Not Specified

Sample Depth:

Parameter	Result	Qualifier	Units	RL	MDL	Dilution Factor
Volatile Organics by EPA 5035 Low - Westborough Lab						
n-Propylbenzene	ND		ug/kg	1.1	0.19	1
1,2,3-Trichlorobenzene	ND		ug/kg	2.2	0.36	1
1,2,4-Trichlorobenzene	ND		ug/kg	2.2	0.30	1
1,3,5-Trimethylbenzene	ND		ug/kg	2.2	0.22	1
1,2,4-Trimethylbenzene	ND		ug/kg	2.2	0.37	1
1,4-Dioxane	ND		ug/kg	89	39.	1
p-Diethylbenzene	ND		ug/kg	2.2	0.20	1
p-Ethyltoluene	ND		ug/kg	2.2	0.43	1
1,2,4,5-Tetramethylbenzene	ND		ug/kg	2.2	0.21	1
Ethyl ether	ND		ug/kg	2.2	0.38	1
trans-1,4-Dichloro-2-butene	ND		ug/kg	5.6	1.6	1

Surrogate	% Recovery	Qualifier	Acceptance Criteria
1,2-Dichloroethane-d4	111		70-130
Toluene-d8	103		70-130
4-Bromofluorobenzene	105		70-130
Dibromofluoromethane	101		70-130

Project Name: PHASE II 169 THIRD AVE **Lab Number:** L2202719

Project Number: 0204090 **Report Date:** 01/26/22

SAMPLE RESULTS

Lab ID: L2202719-03
Client ID: SB-1 (17-19')
Sample Location: 169 3RD AVENUE, BROOKLYN, NY

Date Collected: 01/18/22 12:35
Date Received: 01/18/22
Field Prep: Not Specified

Sample Depth:
Matrix: Soil
Analytical Method: 1,8260C
Analytical Date: 01/19/22 13:35
Analyst: AJK
Percent Solids: 89%

Parameter	Result	Qualifier	Units	RL	MDL	Dilution Factor
Volatile Organics by EPA 5035 Low - Westborough Lab						
Methylene chloride	ND		ug/kg	4.7	2.1	1
1,1-Dichloroethane	ND		ug/kg	0.93	0.14	1
Chloroform	ND		ug/kg	1.4	0.13	1
Carbon tetrachloride	ND		ug/kg	0.93	0.21	1
1,2-Dichloropropane	ND		ug/kg	0.93	0.12	1
Dibromochloromethane	ND		ug/kg	0.93	0.13	1
1,1,2-Trichloroethane	ND		ug/kg	0.93	0.25	1
Tetrachloroethene	ND		ug/kg	0.47	0.18	1
Chlorobenzene	ND		ug/kg	0.47	0.12	1
Trichlorofluoromethane	ND		ug/kg	3.7	0.65	1
1,2-Dichloroethane	ND		ug/kg	0.93	0.24	1
1,1,1-Trichloroethane	ND		ug/kg	0.47	0.16	1
Bromodichloromethane	ND		ug/kg	0.47	0.10	1
trans-1,3-Dichloropropene	ND		ug/kg	0.93	0.25	1
cis-1,3-Dichloropropene	ND		ug/kg	0.47	0.15	1
1,3-Dichloropropene, Total	ND		ug/kg	0.47	0.15	1
1,1-Dichloropropene	ND		ug/kg	0.47	0.15	1
Bromoform	ND		ug/kg	3.7	0.23	1
1,1,2,2-Tetrachloroethane	ND		ug/kg	0.47	0.16	1
Benzene	ND		ug/kg	0.47	0.16	1
Toluene	ND		ug/kg	0.93	0.51	1
Ethylbenzene	ND		ug/kg	0.93	0.13	1
Chloromethane	ND		ug/kg	3.7	0.87	1
Bromomethane	ND		ug/kg	1.9	0.54	1
Vinyl chloride	ND		ug/kg	0.93	0.31	1
Chloroethane	ND		ug/kg	1.9	0.42	1
1,1-Dichloroethene	ND		ug/kg	0.93	0.22	1
trans-1,2-Dichloroethene	ND		ug/kg	1.4	0.13	1

Project Name: PHASE II 169 THIRD AVE **Lab Number:** L2202719

Project Number: 0204090 **Report Date:** 01/26/22

SAMPLE RESULTS

Lab ID: L2202719-03 Date Collected: 01/18/22 12:35

Client ID: SB-1 (17-19') Date Received: 01/18/22

Sample Location: 169 3RD AVENUE, BROOKLYN, NY Field Prep: Not Specified

Sample Depth:

Parameter	Result	Qualifier	Units	RL	MDL	Dilution Factor
Volatile Organics by EPA 5035 Low - Westborough Lab						
Trichloroethene	ND		ug/kg	0.47	0.13	1
1,2-Dichlorobenzene	ND		ug/kg	1.9	0.13	1
1,3-Dichlorobenzene	ND		ug/kg	1.9	0.14	1
1,4-Dichlorobenzene	ND		ug/kg	1.9	0.16	1
Methyl tert butyl ether	ND		ug/kg	1.9	0.19	1
p/m-Xylene	ND		ug/kg	1.9	0.52	1
o-Xylene	ND		ug/kg	0.93	0.27	1
Xylenes, Total	ND		ug/kg	0.93	0.27	1
cis-1,2-Dichloroethene	ND		ug/kg	0.93	0.16	1
1,2-Dichloroethene, Total	ND		ug/kg	0.93	0.13	1
Dibromomethane	ND		ug/kg	1.9	0.22	1
Styrene	ND		ug/kg	0.93	0.18	1
Dichlorodifluoromethane	ND		ug/kg	9.3	0.85	1
Acetone	ND		ug/kg	9.3	4.5	1
Carbon disulfide	ND		ug/kg	9.3	4.2	1
2-Butanone	ND		ug/kg	9.3	2.1	1
Vinyl acetate	ND		ug/kg	9.3	2.0	1
4-Methyl-2-pentanone	ND		ug/kg	9.3	1.2	1
1,2,3-Trichloropropane	ND		ug/kg	1.9	0.12	1
2-Hexanone	ND		ug/kg	9.3	1.1	1
Bromochloromethane	ND		ug/kg	1.9	0.19	1
2,2-Dichloropropane	ND		ug/kg	1.9	0.19	1
1,2-Dibromoethane	ND		ug/kg	0.93	0.26	1
1,3-Dichloropropane	ND		ug/kg	1.9	0.16	1
1,1,1,2-Tetrachloroethane	ND		ug/kg	0.47	0.12	1
Bromobenzene	ND		ug/kg	1.9	0.14	1
n-Butylbenzene	ND		ug/kg	0.93	0.16	1
sec-Butylbenzene	ND		ug/kg	0.93	0.14	1
tert-Butylbenzene	ND		ug/kg	1.9	0.11	1
o-Chlorotoluene	ND		ug/kg	1.9	0.18	1
p-Chlorotoluene	ND		ug/kg	1.9	0.10	1
1,2-Dibromo-3-chloropropane	ND		ug/kg	2.8	0.93	1
Hexachlorobutadiene	ND		ug/kg	3.7	0.16	1
Isopropylbenzene	ND		ug/kg	0.93	0.10	1
p-Isopropyltoluene	ND		ug/kg	0.93	0.10	1
Naphthalene	ND		ug/kg	3.7	0.61	1
Acrylonitrile	ND		ug/kg	3.7	1.1	1

Project Name: PHASE II 169 THIRD AVE **Lab Number:** L2202719

Project Number: 0204090 **Report Date:** 01/26/22

SAMPLE RESULTS

Lab ID: L2202719-03 Date Collected: 01/18/22 12:35

Client ID: SB-1 (17-19') Date Received: 01/18/22

Sample Location: 169 3RD AVENUE, BROOKLYN, NY Field Prep: Not Specified

Sample Depth:

Parameter	Result	Qualifier	Units	RL	MDL	Dilution Factor
Volatile Organics by EPA 5035 Low - Westborough Lab						
n-Propylbenzene	ND		ug/kg	0.93	0.16	1
1,2,3-Trichlorobenzene	ND		ug/kg	1.9	0.30	1
1,2,4-Trichlorobenzene	ND		ug/kg	1.9	0.25	1
1,3,5-Trimethylbenzene	ND		ug/kg	1.9	0.18	1
1,2,4-Trimethylbenzene	ND		ug/kg	1.9	0.31	1
1,4-Dioxane	ND		ug/kg	75	33.	1
p-Diethylbenzene	ND		ug/kg	1.9	0.16	1
p-Ethyltoluene	ND		ug/kg	1.9	0.36	1
1,2,4,5-Tetramethylbenzene	ND		ug/kg	1.9	0.18	1
Ethyl ether	ND		ug/kg	1.9	0.32	1
trans-1,4-Dichloro-2-butene	ND		ug/kg	4.7	1.3	1

Surrogate	% Recovery	Qualifier	Acceptance Criteria
1,2-Dichloroethane-d4	107		70-130
Toluene-d8	102		70-130
4-Bromofluorobenzene	103		70-130
Dibromofluoromethane	100		70-130

Project Name: PHASE II 169 THIRD AVE **Lab Number:** L2202719

Project Number: 0204090 **Report Date:** 01/26/22

SAMPLE RESULTS

Lab ID: L2202719-04
Client ID: SB-2 (0-2')
Sample Location: 169 3RD AVENUE, BROOKLYN, NY

Date Collected: 01/18/22 10:35
Date Received: 01/18/22
Field Prep: Not Specified

Sample Depth:
Matrix: Soil
Analytical Method: 1,8260C
Analytical Date: 01/19/22 14:01
Analyst: AJK
Percent Solids: 88%

Parameter	Result	Qualifier	Units	RL	MDL	Dilution Factor
Volatile Organics by EPA 5035 Low - Westborough Lab						
Methylene chloride	ND		ug/kg	4.9	2.2	1
1,1-Dichloroethane	ND		ug/kg	0.98	0.14	1
Chloroform	ND		ug/kg	1.5	0.14	1
Carbon tetrachloride	ND		ug/kg	0.98	0.22	1
1,2-Dichloropropane	ND		ug/kg	0.98	0.12	1
Dibromochloromethane	ND		ug/kg	0.98	0.14	1
1,1,2-Trichloroethane	ND		ug/kg	0.98	0.26	1
Tetrachloroethene	ND		ug/kg	0.49	0.19	1
Chlorobenzene	ND		ug/kg	0.49	0.12	1
Trichlorofluoromethane	ND		ug/kg	3.9	0.68	1
1,2-Dichloroethane	ND		ug/kg	0.98	0.25	1
1,1,1-Trichloroethane	ND		ug/kg	0.49	0.16	1
Bromodichloromethane	ND		ug/kg	0.49	0.11	1
trans-1,3-Dichloropropene	ND		ug/kg	0.98	0.27	1
cis-1,3-Dichloropropene	ND		ug/kg	0.49	0.15	1
1,3-Dichloropropene, Total	ND		ug/kg	0.49	0.15	1
1,1-Dichloropropene	ND		ug/kg	0.49	0.16	1
Bromoform	ND		ug/kg	3.9	0.24	1
1,1,2,2-Tetrachloroethane	ND		ug/kg	0.49	0.16	1
Benzene	ND		ug/kg	0.49	0.16	1
Toluene	ND		ug/kg	0.98	0.53	1
Ethylbenzene	ND		ug/kg	0.98	0.14	1
Chloromethane	ND		ug/kg	3.9	0.91	1
Bromomethane	ND		ug/kg	2.0	0.57	1
Vinyl chloride	ND		ug/kg	0.98	0.33	1
Chloroethane	ND		ug/kg	2.0	0.44	1
1,1-Dichloroethene	ND		ug/kg	0.98	0.23	1
trans-1,2-Dichloroethene	ND		ug/kg	1.5	0.13	1

Project Name: PHASE II 169 THIRD AVE **Lab Number:** L2202719

Project Number: 0204090 **Report Date:** 01/26/22

SAMPLE RESULTS

Lab ID: L2202719-04 Date Collected: 01/18/22 10:35

Client ID: SB-2 (0-2') Date Received: 01/18/22

Sample Location: 169 3RD AVENUE, BROOKLYN, NY Field Prep: Not Specified

Sample Depth:

Parameter	Result	Qualifier	Units	RL	MDL	Dilution Factor
Volatile Organics by EPA 5035 Low - Westborough Lab						
Trichloroethene	ND		ug/kg	0.49	0.13	1
1,2-Dichlorobenzene	ND		ug/kg	2.0	0.14	1
1,3-Dichlorobenzene	ND		ug/kg	2.0	0.14	1
1,4-Dichlorobenzene	ND		ug/kg	2.0	0.17	1
Methyl tert butyl ether	ND		ug/kg	2.0	0.20	1
p/m-Xylene	ND		ug/kg	2.0	0.55	1
o-Xylene	ND		ug/kg	0.98	0.28	1
Xylenes, Total	ND		ug/kg	0.98	0.28	1
cis-1,2-Dichloroethene	ND		ug/kg	0.98	0.17	1
1,2-Dichloroethene, Total	ND		ug/kg	0.98	0.13	1
Dibromomethane	ND		ug/kg	2.0	0.23	1
Styrene	ND		ug/kg	0.98	0.19	1
Dichlorodifluoromethane	ND		ug/kg	9.8	0.90	1
Acetone	ND		ug/kg	9.8	4.7	1
Carbon disulfide	ND		ug/kg	9.8	4.4	1
2-Butanone	ND		ug/kg	9.8	2.2	1
Vinyl acetate	ND		ug/kg	9.8	2.1	1
4-Methyl-2-pentanone	ND		ug/kg	9.8	1.2	1
1,2,3-Trichloropropane	ND		ug/kg	2.0	0.12	1
2-Hexanone	ND		ug/kg	9.8	1.2	1
Bromochloromethane	ND		ug/kg	2.0	0.20	1
2,2-Dichloropropane	ND		ug/kg	2.0	0.20	1
1,2-Dibromoethane	ND		ug/kg	0.98	0.27	1
1,3-Dichloropropane	ND		ug/kg	2.0	0.16	1
1,1,1,2-Tetrachloroethane	ND		ug/kg	0.49	0.13	1
Bromobenzene	ND		ug/kg	2.0	0.14	1
n-Butylbenzene	ND		ug/kg	0.98	0.16	1
sec-Butylbenzene	ND		ug/kg	0.98	0.14	1
tert-Butylbenzene	ND		ug/kg	2.0	0.12	1
o-Chlorotoluene	ND		ug/kg	2.0	0.19	1
p-Chlorotoluene	ND		ug/kg	2.0	0.10	1
1,2-Dibromo-3-chloropropane	ND		ug/kg	2.9	0.98	1
Hexachlorobutadiene	ND		ug/kg	3.9	0.16	1
Isopropylbenzene	ND		ug/kg	0.98	0.11	1
p-Isopropyltoluene	ND		ug/kg	0.98	0.11	1
Naphthalene	ND		ug/kg	3.9	0.64	1
Acrylonitrile	ND		ug/kg	3.9	1.1	1

Project Name: PHASE II 169 THIRD AVE **Lab Number:** L2202719

Project Number: 0204090 **Report Date:** 01/26/22

SAMPLE RESULTS

Lab ID: L2202719-04 Date Collected: 01/18/22 10:35

Client ID: SB-2 (0-2') Date Received: 01/18/22

Sample Location: 169 3RD AVENUE, BROOKLYN, NY Field Prep: Not Specified

Sample Depth:

Parameter	Result	Qualifier	Units	RL	MDL	Dilution Factor
Volatile Organics by EPA 5035 Low - Westborough Lab						
n-Propylbenzene	ND		ug/kg	0.98	0.17	1
1,2,3-Trichlorobenzene	ND		ug/kg	2.0	0.32	1
1,2,4-Trichlorobenzene	ND		ug/kg	2.0	0.27	1
1,3,5-Trimethylbenzene	ND		ug/kg	2.0	0.19	1
1,2,4-Trimethylbenzene	ND		ug/kg	2.0	0.33	1
1,4-Dioxane	ND		ug/kg	78	34.	1
p-Diethylbenzene	ND		ug/kg	2.0	0.17	1
p-Ethyltoluene	ND		ug/kg	2.0	0.38	1
1,2,4,5-Tetramethylbenzene	ND		ug/kg	2.0	0.19	1
Ethyl ether	ND		ug/kg	2.0	0.33	1
trans-1,4-Dichloro-2-butene	ND		ug/kg	4.9	1.4	1

Surrogate	% Recovery	Qualifier	Acceptance Criteria
1,2-Dichloroethane-d4	108		70-130
Toluene-d8	103		70-130
4-Bromofluorobenzene	104		70-130
Dibromofluoromethane	101		70-130

Project Name: PHASE II 169 THIRD AVE **Lab Number:** L2202719

Project Number: 0204090 **Report Date:** 01/26/22

SAMPLE RESULTS

Lab ID: L2202719-05
Client ID: SB-2 (18-20')
Sample Location: 169 3RD AVENUE, BROOKLYN, NY

Date Collected: 01/18/22 10:50
Date Received: 01/18/22
Field Prep: Not Specified

Sample Depth:
Matrix: Soil
Analytical Method: 1,8260C
Analytical Date: 01/19/22 14:27
Analyst: AJK
Percent Solids: 85%

Parameter	Result	Qualifier	Units	RL	MDL	Dilution Factor
Volatile Organics by EPA 5035 Low - Westborough Lab						
Methylene chloride	ND		ug/kg	4.6	2.1	1
1,1-Dichloroethane	ND		ug/kg	0.92	0.13	1
Chloroform	ND		ug/kg	1.4	0.13	1
Carbon tetrachloride	ND		ug/kg	0.92	0.21	1
1,2-Dichloropropane	ND		ug/kg	0.92	0.12	1
Dibromochloromethane	ND		ug/kg	0.92	0.13	1
1,1,2-Trichloroethane	ND		ug/kg	0.92	0.24	1
Tetrachloroethene	ND		ug/kg	0.46	0.18	1
Chlorobenzene	ND		ug/kg	0.46	0.12	1
Trichlorofluoromethane	ND		ug/kg	3.7	0.64	1
1,2-Dichloroethane	ND		ug/kg	0.92	0.24	1
1,1,1-Trichloroethane	ND		ug/kg	0.46	0.15	1
Bromodichloromethane	ND		ug/kg	0.46	0.10	1
trans-1,3-Dichloropropene	ND		ug/kg	0.92	0.25	1
cis-1,3-Dichloropropene	ND		ug/kg	0.46	0.14	1
1,3-Dichloropropene, Total	ND		ug/kg	0.46	0.14	1
1,1-Dichloropropene	ND		ug/kg	0.46	0.15	1
Bromoform	ND		ug/kg	3.7	0.23	1
1,1,2,2-Tetrachloroethane	ND		ug/kg	0.46	0.15	1
Benzene	ND		ug/kg	0.46	0.15	1
Toluene	ND		ug/kg	0.92	0.50	1
Ethylbenzene	ND		ug/kg	0.92	0.13	1
Chloromethane	ND		ug/kg	3.7	0.86	1
Bromomethane	ND		ug/kg	1.8	0.54	1
Vinyl chloride	ND		ug/kg	0.92	0.31	1
Chloroethane	ND		ug/kg	1.8	0.42	1
1,1-Dichloroethene	ND		ug/kg	0.92	0.22	1
trans-1,2-Dichloroethene	ND		ug/kg	1.4	0.13	1

Project Name: PHASE II 169 THIRD AVE **Lab Number:** L2202719

Project Number: 0204090 **Report Date:** 01/26/22

SAMPLE RESULTS

Lab ID: L2202719-05 Date Collected: 01/18/22 10:50

Client ID: SB-2 (18-20') Date Received: 01/18/22

Sample Location: 169 3RD AVENUE, BROOKLYN, NY Field Prep: Not Specified

Sample Depth:

Parameter	Result	Qualifier	Units	RL	MDL	Dilution Factor
Volatile Organics by EPA 5035 Low - Westborough Lab						
Trichloroethene	ND		ug/kg	0.46	0.13	1
1,2-Dichlorobenzene	ND		ug/kg	1.8	0.13	1
1,3-Dichlorobenzene	ND		ug/kg	1.8	0.14	1
1,4-Dichlorobenzene	ND		ug/kg	1.8	0.16	1
Methyl tert butyl ether	ND		ug/kg	1.8	0.18	1
p/m-Xylene	ND		ug/kg	1.8	0.52	1
o-Xylene	ND		ug/kg	0.92	0.27	1
Xylenes, Total	ND		ug/kg	0.92	0.27	1
cis-1,2-Dichloroethene	ND		ug/kg	0.92	0.16	1
1,2-Dichloroethene, Total	ND		ug/kg	0.92	0.13	1
Dibromomethane	ND		ug/kg	1.8	0.22	1
Styrene	ND		ug/kg	0.92	0.18	1
Dichlorodifluoromethane	ND		ug/kg	9.2	0.84	1
Acetone	7.6	J	ug/kg	9.2	4.4	1
Carbon disulfide	ND		ug/kg	9.2	4.2	1
2-Butanone	ND		ug/kg	9.2	2.0	1
Vinyl acetate	ND		ug/kg	9.2	2.0	1
4-Methyl-2-pentanone	ND		ug/kg	9.2	1.2	1
1,2,3-Trichloropropane	ND		ug/kg	1.8	0.12	1
2-Hexanone	ND		ug/kg	9.2	1.1	1
Bromochloromethane	ND		ug/kg	1.8	0.19	1
2,2-Dichloropropane	ND		ug/kg	1.8	0.19	1
1,2-Dibromoethane	ND		ug/kg	0.92	0.26	1
1,3-Dichloropropane	ND		ug/kg	1.8	0.15	1
1,1,1,2-Tetrachloroethane	ND		ug/kg	0.46	0.12	1
Bromobenzene	ND		ug/kg	1.8	0.13	1
n-Butylbenzene	ND		ug/kg	0.92	0.15	1
sec-Butylbenzene	ND		ug/kg	0.92	0.13	1
tert-Butylbenzene	ND		ug/kg	1.8	0.11	1
o-Chlorotoluene	ND		ug/kg	1.8	0.18	1
p-Chlorotoluene	ND		ug/kg	1.8	0.10	1
1,2-Dibromo-3-chloropropane	ND		ug/kg	2.8	0.92	1
Hexachlorobutadiene	ND		ug/kg	3.7	0.16	1
Isopropylbenzene	ND		ug/kg	0.92	0.10	1
p-Isopropyltoluene	ND		ug/kg	0.92	0.10	1
Naphthalene	ND		ug/kg	3.7	0.60	1
Acrylonitrile	ND		ug/kg	3.7	1.0	1

Project Name: PHASE II 169 THIRD AVE **Lab Number:** L2202719

Project Number: 0204090 **Report Date:** 01/26/22

SAMPLE RESULTS

Lab ID: L2202719-05 Date Collected: 01/18/22 10:50

Client ID: SB-2 (18-20') Date Received: 01/18/22

Sample Location: 169 3RD AVENUE, BROOKLYN, NY Field Prep: Not Specified

Sample Depth:

Parameter	Result	Qualifier	Units	RL	MDL	Dilution Factor
Volatile Organics by EPA 5035 Low - Westborough Lab						
n-Propylbenzene	ND		ug/kg	0.92	0.16	1
1,2,3-Trichlorobenzene	ND		ug/kg	1.8	0.30	1
1,2,4-Trichlorobenzene	ND		ug/kg	1.8	0.25	1
1,3,5-Trimethylbenzene	ND		ug/kg	1.8	0.18	1
1,2,4-Trimethylbenzene	ND		ug/kg	1.8	0.31	1
1,4-Dioxane	ND		ug/kg	74	32.	1
p-Diethylbenzene	ND		ug/kg	1.8	0.16	1
p-Ethyltoluene	ND		ug/kg	1.8	0.35	1
1,2,4,5-Tetramethylbenzene	ND		ug/kg	1.8	0.18	1
Ethyl ether	ND		ug/kg	1.8	0.31	1
trans-1,4-Dichloro-2-butene	ND		ug/kg	4.6	1.3	1

Surrogate	% Recovery	Qualifier	Acceptance Criteria
1,2-Dichloroethane-d4	105		70-130
Toluene-d8	105		70-130
4-Bromofluorobenzene	102		70-130
Dibromofluoromethane	99		70-130

Project Name: PHASE II 169 THIRD AVE **Lab Number:** L2202719

Project Number: 0204090 **Report Date:** 01/26/22

SAMPLE RESULTS

Lab ID: L2202719-06
Client ID: SB-3 (0-2')
Sample Location: 169 3RD AVENUE, BROOKLYN, NY

Date Collected: 01/18/22 08:50
Date Received: 01/18/22
Field Prep: Not Specified

Sample Depth:
Matrix: Soil
Analytical Method: 1,8260C
Analytical Date: 01/19/22 14:53
Analyst: AJK
Percent Solids: 91%

Parameter	Result	Qualifier	Units	RL	MDL	Dilution Factor
Volatile Organics by EPA 5035 Low - Westborough Lab						
Methylene chloride	ND		ug/kg	5.0	2.3	1
1,1-Dichloroethane	ND		ug/kg	1.0	0.14	1
Chloroform	ND		ug/kg	1.5	0.14	1
Carbon tetrachloride	ND		ug/kg	1.0	0.23	1
1,2-Dichloropropane	ND		ug/kg	1.0	0.12	1
Dibromochloromethane	ND		ug/kg	1.0	0.14	1
1,1,2-Trichloroethane	ND		ug/kg	1.0	0.27	1
Tetrachloroethene	ND		ug/kg	0.50	0.20	1
Chlorobenzene	ND		ug/kg	0.50	0.13	1
Trichlorofluoromethane	ND		ug/kg	4.0	0.69	1
1,2-Dichloroethane	ND		ug/kg	1.0	0.26	1
1,1,1-Trichloroethane	ND		ug/kg	0.50	0.17	1
Bromodichloromethane	ND		ug/kg	0.50	0.11	1
trans-1,3-Dichloropropene	ND		ug/kg	1.0	0.27	1
cis-1,3-Dichloropropene	ND		ug/kg	0.50	0.16	1
1,3-Dichloropropene, Total	ND		ug/kg	0.50	0.16	1
1,1-Dichloropropene	ND		ug/kg	0.50	0.16	1
Bromoform	ND		ug/kg	4.0	0.24	1
1,1,2,2-Tetrachloroethane	ND		ug/kg	0.50	0.16	1
Benzene	ND		ug/kg	0.50	0.16	1
Toluene	ND		ug/kg	1.0	0.54	1
Ethylbenzene	ND		ug/kg	1.0	0.14	1
Chloromethane	ND		ug/kg	4.0	0.93	1
Bromomethane	ND		ug/kg	2.0	0.58	1
Vinyl chloride	ND		ug/kg	1.0	0.33	1
Chloroethane	ND		ug/kg	2.0	0.45	1
1,1-Dichloroethene	ND		ug/kg	1.0	0.24	1
trans-1,2-Dichloroethene	ND		ug/kg	1.5	0.14	1

Project Name: PHASE II 169 THIRD AVE **Lab Number:** L2202719

Project Number: 0204090 **Report Date:** 01/26/22

SAMPLE RESULTS

Lab ID: L2202719-06 Date Collected: 01/18/22 08:50

Client ID: SB-3 (0-2') Date Received: 01/18/22

Sample Location: 169 3RD AVENUE, BROOKLYN, NY Field Prep: Not Specified

Sample Depth:

Parameter	Result	Qualifier	Units	RL	MDL	Dilution Factor
Volatile Organics by EPA 5035 Low - Westborough Lab						
Trichloroethene	ND		ug/kg	0.50	0.14	1
1,2-Dichlorobenzene	ND		ug/kg	2.0	0.14	1
1,3-Dichlorobenzene	ND		ug/kg	2.0	0.15	1
1,4-Dichlorobenzene	ND		ug/kg	2.0	0.17	1
Methyl tert butyl ether	ND		ug/kg	2.0	0.20	1
p/m-Xylene	ND		ug/kg	2.0	0.56	1
o-Xylene	ND		ug/kg	1.0	0.29	1
Xylenes, Total	ND		ug/kg	1.0	0.29	1
cis-1,2-Dichloroethene	ND		ug/kg	1.0	0.17	1
1,2-Dichloroethene, Total	ND		ug/kg	1.0	0.14	1
Dibromomethane	ND		ug/kg	2.0	0.24	1
Styrene	ND		ug/kg	1.0	0.20	1
Dichlorodifluoromethane	ND		ug/kg	10	0.91	1
Acetone	ND		ug/kg	10	4.8	1
Carbon disulfide	ND		ug/kg	10	4.5	1
2-Butanone	ND		ug/kg	10	2.2	1
Vinyl acetate	ND		ug/kg	10	2.1	1
4-Methyl-2-pentanone	ND		ug/kg	10	1.3	1
1,2,3-Trichloropropane	ND		ug/kg	2.0	0.13	1
2-Hexanone	ND		ug/kg	10	1.2	1
Bromochloromethane	ND		ug/kg	2.0	0.20	1
2,2-Dichloropropane	ND		ug/kg	2.0	0.20	1
1,2-Dibromoethane	ND		ug/kg	1.0	0.28	1
1,3-Dichloropropane	ND		ug/kg	2.0	0.17	1
1,1,1,2-Tetrachloroethane	ND		ug/kg	0.50	0.13	1
Bromobenzene	ND		ug/kg	2.0	0.14	1
n-Butylbenzene	ND		ug/kg	1.0	0.17	1
sec-Butylbenzene	ND		ug/kg	1.0	0.14	1
tert-Butylbenzene	ND		ug/kg	2.0	0.12	1
o-Chlorotoluene	ND		ug/kg	2.0	0.19	1
p-Chlorotoluene	ND		ug/kg	2.0	0.11	1
1,2-Dibromo-3-chloropropane	ND		ug/kg	3.0	1.0	1
Hexachlorobutadiene	ND		ug/kg	4.0	0.17	1
Isopropylbenzene	ND		ug/kg	1.0	0.11	1
p-Isopropyltoluene	ND		ug/kg	1.0	0.11	1
Naphthalene	ND		ug/kg	4.0	0.65	1
Acrylonitrile	ND		ug/kg	4.0	1.1	1

Project Name: PHASE II 169 THIRD AVE **Lab Number:** L2202719

Project Number: 0204090 **Report Date:** 01/26/22

SAMPLE RESULTS

Lab ID: L2202719-06 Date Collected: 01/18/22 08:50

Client ID: SB-3 (0-2') Date Received: 01/18/22

Sample Location: 169 3RD AVENUE, BROOKLYN, NY Field Prep: Not Specified

Sample Depth:

Parameter	Result	Qualifier	Units	RL	MDL	Dilution Factor
Volatile Organics by EPA 5035 Low - Westborough Lab						
n-Propylbenzene	ND		ug/kg	1.0	0.17	1
1,2,3-Trichlorobenzene	ND		ug/kg	2.0	0.32	1
1,2,4-Trichlorobenzene	ND		ug/kg	2.0	0.27	1
1,3,5-Trimethylbenzene	ND		ug/kg	2.0	0.19	1
1,2,4-Trimethylbenzene	ND		ug/kg	2.0	0.33	1
1,4-Dioxane	ND		ug/kg	80	35.	1
p-Diethylbenzene	ND		ug/kg	2.0	0.18	1
p-Ethyltoluene	ND		ug/kg	2.0	0.38	1
1,2,4,5-Tetramethylbenzene	ND		ug/kg	2.0	0.19	1
Ethyl ether	ND		ug/kg	2.0	0.34	1
trans-1,4-Dichloro-2-butene	ND		ug/kg	5.0	1.4	1

Surrogate	% Recovery	Qualifier	Acceptance Criteria
1,2-Dichloroethane-d4	110		70-130
Toluene-d8	104		70-130
4-Bromofluorobenzene	105		70-130
Dibromofluoromethane	102		70-130

Project Name: PHASE II 169 THIRD AVE **Lab Number:** L2202719

Project Number: 0204090 **Report Date:** 01/26/22

SAMPLE RESULTS

Lab ID: L2202719-07
Client ID: SB-3 (13-15')
Sample Location: 169 3RD AVENUE, BROOKLYN, NY

Date Collected: 01/18/22 09:00
Date Received: 01/18/22
Field Prep: Not Specified

Sample Depth:
Matrix: Soil
Analytical Method: 1,8260C
Analytical Date: 01/20/22 09:38
Analyst: MV
Percent Solids: 78%

Parameter	Result	Qualifier	Units	RL	MDL	Dilution Factor
Volatile Organics by EPA 5035 Low - Westborough Lab						
Methylene chloride	ND		ug/kg	8.7	4.0	1
1,1-Dichloroethane	ND		ug/kg	1.7	0.25	1
Chloroform	ND		ug/kg	2.6	0.24	1
Carbon tetrachloride	ND		ug/kg	1.7	0.40	1
1,2-Dichloropropane	ND		ug/kg	1.7	0.22	1
Dibromochloromethane	ND		ug/kg	1.7	0.24	1
1,1,2-Trichloroethane	ND		ug/kg	1.7	0.46	1
Tetrachloroethene	ND		ug/kg	0.87	0.34	1
Chlorobenzene	ND		ug/kg	0.87	0.22	1
Trichlorofluoromethane	ND		ug/kg	7.0	1.2	1
1,2-Dichloroethane	ND		ug/kg	1.7	0.45	1
1,1,1-Trichloroethane	ND		ug/kg	0.87	0.29	1
Bromodichloromethane	ND		ug/kg	0.87	0.19	1
trans-1,3-Dichloropropene	ND		ug/kg	1.7	0.48	1
cis-1,3-Dichloropropene	ND		ug/kg	0.87	0.28	1
1,3-Dichloropropene, Total	ND		ug/kg	0.87	0.28	1
1,1-Dichloropropene	ND		ug/kg	0.87	0.28	1
Bromoform	ND		ug/kg	7.0	0.43	1
1,1,2,2-Tetrachloroethane	ND		ug/kg	0.87	0.29	1
Benzene	ND		ug/kg	0.87	0.29	1
Toluene	ND		ug/kg	1.7	0.94	1
Ethylbenzene	ND		ug/kg	1.7	0.24	1
Chloromethane	ND		ug/kg	7.0	1.6	1
Bromomethane	ND		ug/kg	3.5	1.0	1
Vinyl chloride	ND		ug/kg	1.7	0.58	1
Chloroethane	ND		ug/kg	3.5	0.79	1
1,1-Dichloroethene	ND		ug/kg	1.7	0.41	1
trans-1,2-Dichloroethene	ND		ug/kg	2.6	0.24	1

Project Name: PHASE II 169 THIRD AVE **Lab Number:** L2202719

Project Number: 0204090 **Report Date:** 01/26/22

SAMPLE RESULTS

Lab ID: L2202719-07 Date Collected: 01/18/22 09:00

Client ID: SB-3 (13-15') Date Received: 01/18/22

Sample Location: 169 3RD AVENUE, BROOKLYN, NY Field Prep: Not Specified

Sample Depth:

Parameter	Result	Qualifier	Units	RL	MDL	Dilution Factor
Volatile Organics by EPA 5035 Low - Westborough Lab						
Trichloroethene	ND		ug/kg	0.87	0.24	1
1,2-Dichlorobenzene	ND		ug/kg	3.5	0.25	1
1,3-Dichlorobenzene	ND		ug/kg	3.5	0.26	1
1,4-Dichlorobenzene	ND		ug/kg	3.5	0.30	1
Methyl tert butyl ether	ND		ug/kg	3.5	0.35	1
p/m-Xylene	ND		ug/kg	3.5	0.98	1
o-Xylene	ND		ug/kg	1.7	0.51	1
Xylenes, Total	ND		ug/kg	1.7	0.51	1
cis-1,2-Dichloroethene	ND		ug/kg	1.7	0.30	1
1,2-Dichloroethene, Total	ND		ug/kg	1.7	0.24	1
Dibromomethane	ND		ug/kg	3.5	0.41	1
Styrene	ND		ug/kg	1.7	0.34	1
Dichlorodifluoromethane	ND		ug/kg	17	1.6	1
Acetone	ND		ug/kg	17	8.4	1
Carbon disulfide	ND		ug/kg	17	7.9	1
2-Butanone	ND		ug/kg	17	3.9	1
Vinyl acetate	ND		ug/kg	17	3.7	1
4-Methyl-2-pentanone	ND		ug/kg	17	2.2	1
1,2,3-Trichloropropane	ND		ug/kg	3.5	0.22	1
2-Hexanone	ND		ug/kg	17	2.0	1
Bromochloromethane	ND		ug/kg	3.5	0.36	1
2,2-Dichloropropane	ND		ug/kg	3.5	0.35	1
1,2-Dibromoethane	ND		ug/kg	1.7	0.48	1
1,3-Dichloropropane	ND		ug/kg	3.5	0.29	1
1,1,1,2-Tetrachloroethane	ND		ug/kg	0.87	0.23	1
Bromobenzene	ND		ug/kg	3.5	0.25	1
n-Butylbenzene	ND		ug/kg	1.7	0.29	1
sec-Butylbenzene	ND		ug/kg	1.7	0.25	1
tert-Butylbenzene	ND		ug/kg	3.5	0.20	1
o-Chlorotoluene	ND		ug/kg	3.5	0.33	1
p-Chlorotoluene	ND		ug/kg	3.5	0.19	1
1,2-Dibromo-3-chloropropane	ND		ug/kg	5.2	1.7	1
Hexachlorobutadiene	ND		ug/kg	7.0	0.29	1
Isopropylbenzene	ND		ug/kg	1.7	0.19	1
p-Isopropyltoluene	ND		ug/kg	1.7	0.19	1
Naphthalene	ND		ug/kg	7.0	1.1	1
Acrylonitrile	ND		ug/kg	7.0	2.0	1

Project Name: PHASE II 169 THIRD AVE **Lab Number:** L2202719

Project Number: 0204090 **Report Date:** 01/26/22

SAMPLE RESULTS

Lab ID: L2202719-07 Date Collected: 01/18/22 09:00

Client ID: SB-3 (13-15') Date Received: 01/18/22

Sample Location: 169 3RD AVENUE, BROOKLYN, NY Field Prep: Not Specified

Sample Depth:

Parameter	Result	Qualifier	Units	RL	MDL	Dilution Factor
Volatile Organics by EPA 5035 Low - Westborough Lab						
n-Propylbenzene	ND		ug/kg	1.7	0.30	1
1,2,3-Trichlorobenzene	ND		ug/kg	3.5	0.56	1
1,2,4-Trichlorobenzene	ND		ug/kg	3.5	0.47	1
1,3,5-Trimethylbenzene	ND		ug/kg	3.5	0.34	1
1,2,4-Trimethylbenzene	ND		ug/kg	3.5	0.58	1
1,4-Dioxane	ND		ug/kg	140	61.	1
p-Diethylbenzene	ND		ug/kg	3.5	0.31	1
p-Ethyltoluene	ND		ug/kg	3.5	0.67	1
1,2,4,5-Tetramethylbenzene	ND		ug/kg	3.5	0.33	1
Ethyl ether	ND		ug/kg	3.5	0.59	1
trans-1,4-Dichloro-2-butene	ND		ug/kg	8.7	2.5	1

Surrogate	% Recovery	Qualifier	Acceptance Criteria
1,2-Dichloroethane-d4	110		70-130
Toluene-d8	106		70-130
4-Bromofluorobenzene	105		70-130
Dibromofluoromethane	100		70-130

Project Name: PHASE II 169 THIRD AVE **Lab Number:** L2202719

Project Number: 0204090 **Report Date:** 01/26/22

SAMPLE RESULTS

Lab ID: L2202719-08
Client ID: SB-4 (0-2')
Sample Location: 169 3RD AVENUE, BROOKLYN, NY

Date Collected: 01/18/22 08:15
Date Received: 01/18/22
Field Prep: Not Specified

Sample Depth:
Matrix: Soil
Analytical Method: 1,8260C
Analytical Date: 01/19/22 16:10
Analyst: AJK
Percent Solids: 92%

Parameter	Result	Qualifier	Units	RL	MDL	Dilution Factor
Volatile Organics by EPA 5035 Low - Westborough Lab						
Methylene chloride	ND		ug/kg	4.9	2.2	1
1,1-Dichloroethane	ND		ug/kg	0.97	0.14	1
Chloroform	ND		ug/kg	1.4	0.14	1
Carbon tetrachloride	ND		ug/kg	0.97	0.22	1
1,2-Dichloropropane	ND		ug/kg	0.97	0.12	1
Dibromochloromethane	ND		ug/kg	0.97	0.14	1
1,1,2-Trichloroethane	ND		ug/kg	0.97	0.26	1
Tetrachloroethene	ND		ug/kg	0.49	0.19	1
Chlorobenzene	ND		ug/kg	0.49	0.12	1
Trichlorofluoromethane	ND		ug/kg	3.9	0.68	1
1,2-Dichloroethane	ND		ug/kg	0.97	0.25	1
1,1,1-Trichloroethane	ND		ug/kg	0.49	0.16	1
Bromodichloromethane	ND		ug/kg	0.49	0.11	1
trans-1,3-Dichloropropene	ND		ug/kg	0.97	0.26	1
cis-1,3-Dichloropropene	ND		ug/kg	0.49	0.15	1
1,3-Dichloropropene, Total	ND		ug/kg	0.49	0.15	1
1,1-Dichloropropene	ND		ug/kg	0.49	0.15	1
Bromoform	ND		ug/kg	3.9	0.24	1
1,1,2,2-Tetrachloroethane	ND		ug/kg	0.49	0.16	1
Benzene	ND		ug/kg	0.49	0.16	1
Toluene	ND		ug/kg	0.97	0.53	1
Ethylbenzene	ND		ug/kg	0.97	0.14	1
Chloromethane	ND		ug/kg	3.9	0.91	1
Bromomethane	ND		ug/kg	1.9	0.56	1
Vinyl chloride	ND		ug/kg	0.97	0.32	1
Chloroethane	ND		ug/kg	1.9	0.44	1
1,1-Dichloroethene	ND		ug/kg	0.97	0.23	1
trans-1,2-Dichloroethene	ND		ug/kg	1.4	0.13	1

Project Name: PHASE II 169 THIRD AVE **Lab Number:** L2202719

Project Number: 0204090 **Report Date:** 01/26/22

SAMPLE RESULTS

Lab ID: L2202719-08 Date Collected: 01/18/22 08:15

Client ID: SB-4 (0-2') Date Received: 01/18/22

Sample Location: 169 3RD AVENUE, BROOKLYN, NY Field Prep: Not Specified

Sample Depth:

Parameter	Result	Qualifier	Units	RL	MDL	Dilution Factor
Volatile Organics by EPA 5035 Low - Westborough Lab						
Trichloroethene	ND		ug/kg	0.49	0.13	1
1,2-Dichlorobenzene	ND		ug/kg	1.9	0.14	1
1,3-Dichlorobenzene	ND		ug/kg	1.9	0.14	1
1,4-Dichlorobenzene	ND		ug/kg	1.9	0.17	1
Methyl tert butyl ether	ND		ug/kg	1.9	0.20	1
p/m-Xylene	ND		ug/kg	1.9	0.54	1
o-Xylene	ND		ug/kg	0.97	0.28	1
Xylenes, Total	ND		ug/kg	0.97	0.28	1
cis-1,2-Dichloroethene	ND		ug/kg	0.97	0.17	1
1,2-Dichloroethene, Total	ND		ug/kg	0.97	0.13	1
Dibromomethane	ND		ug/kg	1.9	0.23	1
Styrene	ND		ug/kg	0.97	0.19	1
Dichlorodifluoromethane	ND		ug/kg	9.7	0.89	1
Acetone	ND		ug/kg	9.7	4.7	1
Carbon disulfide	ND		ug/kg	9.7	4.4	1
2-Butanone	ND		ug/kg	9.7	2.2	1
Vinyl acetate	ND		ug/kg	9.7	2.1	1
4-Methyl-2-pentanone	ND		ug/kg	9.7	1.2	1
1,2,3-Trichloropropane	ND		ug/kg	1.9	0.12	1
2-Hexanone	ND		ug/kg	9.7	1.1	1
Bromochloromethane	ND		ug/kg	1.9	0.20	1
2,2-Dichloropropane	ND		ug/kg	1.9	0.20	1
1,2-Dibromoethane	ND		ug/kg	0.97	0.27	1
1,3-Dichloropropane	ND		ug/kg	1.9	0.16	1
1,1,1,2-Tetrachloroethane	ND		ug/kg	0.49	0.13	1
Bromobenzene	ND		ug/kg	1.9	0.14	1
n-Butylbenzene	ND		ug/kg	0.97	0.16	1
sec-Butylbenzene	ND		ug/kg	0.97	0.14	1
tert-Butylbenzene	ND		ug/kg	1.9	0.11	1
o-Chlorotoluene	ND		ug/kg	1.9	0.18	1
p-Chlorotoluene	ND		ug/kg	1.9	0.10	1
1,2-Dibromo-3-chloropropane	ND		ug/kg	2.9	0.97	1
Hexachlorobutadiene	ND		ug/kg	3.9	0.16	1
Isopropylbenzene	ND		ug/kg	0.97	0.11	1
p-Isopropyltoluene	ND		ug/kg	0.97	0.11	1
Naphthalene	ND		ug/kg	3.9	0.63	1
Acrylonitrile	ND		ug/kg	3.9	1.1	1

Project Name: PHASE II 169 THIRD AVE **Lab Number:** L2202719

Project Number: 0204090 **Report Date:** 01/26/22

SAMPLE RESULTS

Lab ID: L2202719-08 Date Collected: 01/18/22 08:15

Client ID: SB-4 (0-2') Date Received: 01/18/22

Sample Location: 169 3RD AVENUE, BROOKLYN, NY Field Prep: Not Specified

Sample Depth:

Parameter	Result	Qualifier	Units	RL	MDL	Dilution Factor
Volatile Organics by EPA 5035 Low - Westborough Lab						
n-Propylbenzene	ND		ug/kg	0.97	0.17	1
1,2,3-Trichlorobenzene	ND		ug/kg	1.9	0.31	1
1,2,4-Trichlorobenzene	ND		ug/kg	1.9	0.26	1
1,3,5-Trimethylbenzene	ND		ug/kg	1.9	0.19	1
1,2,4-Trimethylbenzene	ND		ug/kg	1.9	0.32	1
1,4-Dioxane	ND		ug/kg	78	34.	1
p-Diethylbenzene	ND		ug/kg	1.9	0.17	1
p-Ethyltoluene	ND		ug/kg	1.9	0.37	1
1,2,4,5-Tetramethylbenzene	ND		ug/kg	1.9	0.18	1
Ethyl ether	ND		ug/kg	1.9	0.33	1
trans-1,4-Dichloro-2-butene	ND		ug/kg	4.9	1.4	1

Surrogate	% Recovery	Qualifier	Acceptance Criteria
1,2-Dichloroethane-d4	111		70-130
Toluene-d8	103		70-130
4-Bromofluorobenzene	100		70-130
Dibromofluoromethane	101		70-130

Project Name: PHASE II 169 THIRD AVE **Lab Number:** L2202719

Project Number: 0204090 **Report Date:** 01/26/22

SAMPLE RESULTS

Lab ID: L2202719-09
Client ID: SB-4 (12-14')
Sample Location: 169 3RD AVENUE, BROOKLYN, NY

Date Collected: 01/18/22 13:00
Date Received: 01/18/22
Field Prep: Not Specified

Sample Depth:
Matrix: Soil
Analytical Method: 1,8260C
Analytical Date: 01/19/22 16:36
Analyst: AJK
Percent Solids: 84%

Parameter	Result	Qualifier	Units	RL	MDL	Dilution Factor
Volatile Organics by EPA 5035 Low - Westborough Lab						
Methylene chloride	ND		ug/kg	8.5	3.9	1
1,1-Dichloroethane	ND		ug/kg	1.7	0.25	1
Chloroform	ND		ug/kg	2.6	0.24	1
Carbon tetrachloride	ND		ug/kg	1.7	0.39	1
1,2-Dichloropropane	ND		ug/kg	1.7	0.21	1
Dibromochloromethane	ND		ug/kg	1.7	0.24	1
1,1,2-Trichloroethane	ND		ug/kg	1.7	0.45	1
Tetrachloroethene	ND		ug/kg	0.85	0.33	1
Chlorobenzene	ND		ug/kg	0.85	0.22	1
Trichlorofluoromethane	ND		ug/kg	6.8	1.2	1
1,2-Dichloroethane	ND		ug/kg	1.7	0.44	1
1,1,1-Trichloroethane	ND		ug/kg	0.85	0.28	1
Bromodichloromethane	ND		ug/kg	0.85	0.18	1
trans-1,3-Dichloropropene	ND		ug/kg	1.7	0.46	1
cis-1,3-Dichloropropene	ND		ug/kg	0.85	0.27	1
1,3-Dichloropropene, Total	ND		ug/kg	0.85	0.27	1
1,1-Dichloropropene	ND		ug/kg	0.85	0.27	1
Bromoform	ND		ug/kg	6.8	0.42	1
1,1,2,2-Tetrachloroethane	ND		ug/kg	0.85	0.28	1
Benzene	ND		ug/kg	0.85	0.28	1
Toluene	ND		ug/kg	1.7	0.92	1
Ethylbenzene	ND		ug/kg	1.7	0.24	1
Chloromethane	ND		ug/kg	6.8	1.6	1
Bromomethane	ND		ug/kg	3.4	0.99	1
Vinyl chloride	ND		ug/kg	1.7	0.57	1
Chloroethane	ND		ug/kg	3.4	0.77	1
1,1-Dichloroethene	ND		ug/kg	1.7	0.40	1
trans-1,2-Dichloroethene	ND		ug/kg	2.6	0.23	1

Project Name: PHASE II 169 THIRD AVE **Lab Number:** L2202719

Project Number: 0204090 **Report Date:** 01/26/22

SAMPLE RESULTS

Lab ID: L2202719-09 Date Collected: 01/18/22 13:00

Client ID: SB-4 (12-14') Date Received: 01/18/22

Sample Location: 169 3RD AVENUE, BROOKLYN, NY Field Prep: Not Specified

Sample Depth:

Parameter	Result	Qualifier	Units	RL	MDL	Dilution Factor
Volatile Organics by EPA 5035 Low - Westborough Lab						
Trichloroethene	ND		ug/kg	0.85	0.23	1
1,2-Dichlorobenzene	ND		ug/kg	3.4	0.24	1
1,3-Dichlorobenzene	ND		ug/kg	3.4	0.25	1
1,4-Dichlorobenzene	ND		ug/kg	3.4	0.29	1
Methyl tert butyl ether	0.44	J	ug/kg	3.4	0.34	1
p/m-Xylene	ND		ug/kg	3.4	0.95	1
o-Xylene	ND		ug/kg	1.7	0.50	1
Xylenes, Total	ND		ug/kg	1.7	0.50	1
cis-1,2-Dichloroethene	ND		ug/kg	1.7	0.30	1
1,2-Dichloroethene, Total	ND		ug/kg	1.7	0.23	1
Dibromomethane	ND		ug/kg	3.4	0.40	1
Styrene	ND		ug/kg	1.7	0.33	1
Dichlorodifluoromethane	ND		ug/kg	17	1.6	1
Acetone	19		ug/kg	17	8.2	1
Carbon disulfide	ND		ug/kg	17	7.7	1
2-Butanone	ND		ug/kg	17	3.8	1
Vinyl acetate	ND		ug/kg	17	3.6	1
4-Methyl-2-pentanone	ND		ug/kg	17	2.2	1
1,2,3-Trichloropropane	ND		ug/kg	3.4	0.22	1
2-Hexanone	ND		ug/kg	17	2.0	1
Bromochloromethane	ND		ug/kg	3.4	0.35	1
2,2-Dichloropropane	ND		ug/kg	3.4	0.34	1
1,2-Dibromoethane	ND		ug/kg	1.7	0.47	1
1,3-Dichloropropane	ND		ug/kg	3.4	0.28	1
1,1,1,2-Tetrachloroethane	ND		ug/kg	0.85	0.22	1
Bromobenzene	ND		ug/kg	3.4	0.25	1
n-Butylbenzene	ND		ug/kg	1.7	0.28	1
sec-Butylbenzene	ND		ug/kg	1.7	0.25	1
tert-Butylbenzene	ND		ug/kg	3.4	0.20	1
o-Chlorotoluene	ND		ug/kg	3.4	0.32	1
p-Chlorotoluene	ND		ug/kg	3.4	0.18	1
1,2-Dibromo-3-chloropropane	ND		ug/kg	5.1	1.7	1
Hexachlorobutadiene	ND		ug/kg	6.8	0.29	1
Isopropylbenzene	ND		ug/kg	1.7	0.18	1
p-Isopropyltoluene	ND		ug/kg	1.7	0.18	1
Naphthalene	ND		ug/kg	6.8	1.1	1
Acrylonitrile	ND		ug/kg	6.8	2.0	1

Project Name: PHASE II 169 THIRD AVE **Lab Number:** L2202719

Project Number: 0204090 **Report Date:** 01/26/22

SAMPLE RESULTS

Lab ID: L2202719-09 Date Collected: 01/18/22 13:00

Client ID: SB-4 (12-14') Date Received: 01/18/22

Sample Location: 169 3RD AVENUE, BROOKLYN, NY Field Prep: Not Specified

Sample Depth:

Parameter	Result	Qualifier	Units	RL	MDL	Dilution Factor
Volatile Organics by EPA 5035 Low - Westborough Lab						
n-Propylbenzene	ND		ug/kg	1.7	0.29	1
1,2,3-Trichlorobenzene	ND		ug/kg	3.4	0.55	1
1,2,4-Trichlorobenzene	ND		ug/kg	3.4	0.46	1
1,3,5-Trimethylbenzene	ND		ug/kg	3.4	0.33	1
1,2,4-Trimethylbenzene	ND		ug/kg	3.4	0.57	1
1,4-Dioxane	ND		ug/kg	140	60.	1
p-Diethylbenzene	ND		ug/kg	3.4	0.30	1
p-Ethyltoluene	ND		ug/kg	3.4	0.65	1
1,2,4,5-Tetramethylbenzene	ND		ug/kg	3.4	0.32	1
Ethyl ether	ND		ug/kg	3.4	0.58	1
trans-1,4-Dichloro-2-butene	ND		ug/kg	8.5	2.4	1

Surrogate	% Recovery	Qualifier	Acceptance Criteria
1,2-Dichloroethane-d4	106		70-130
Toluene-d8	106		70-130
4-Bromofluorobenzene	110		70-130
Dibromofluoromethane	99		70-130

Project Name: PHASE II 169 THIRD AVE **Lab Number:** L2202719

Project Number: 0204090 **Report Date:** 01/26/22

SAMPLE RESULTS

Lab ID: L2202719-10
Client ID: SB-5 (0-2')
Sample Location: 169 3RD AVENUE, BROOKLYN, NY

Date Collected: 01/18/22 09:35
Date Received: 01/18/22
Field Prep: Not Specified

Sample Depth:
Matrix: Soil
Analytical Method: 1,8260C
Analytical Date: 01/20/22 01:21
Analyst: JC
Percent Solids: 90%

Parameter	Result	Qualifier	Units	RL	MDL	Dilution Factor
Volatile Organics by EPA 5035 Low - Westborough Lab						
Methylene chloride	ND		ug/kg	5.2	2.4	1
1,1-Dichloroethane	ND		ug/kg	1.0	0.15	1
Chloroform	ND		ug/kg	1.6	0.14	1
Carbon tetrachloride	ND		ug/kg	1.0	0.24	1
1,2-Dichloropropane	ND		ug/kg	1.0	0.13	1
Dibromochloromethane	ND		ug/kg	1.0	0.14	1
1,1,2-Trichloroethane	ND		ug/kg	1.0	0.28	1
Tetrachloroethene	ND		ug/kg	0.52	0.20	1
Chlorobenzene	ND		ug/kg	0.52	0.13	1
Trichlorofluoromethane	ND		ug/kg	4.2	0.72	1
1,2-Dichloroethane	ND		ug/kg	1.0	0.27	1
1,1,1-Trichloroethane	ND		ug/kg	0.52	0.17	1
Bromodichloromethane	ND		ug/kg	0.52	0.11	1
trans-1,3-Dichloropropene	ND		ug/kg	1.0	0.28	1
cis-1,3-Dichloropropene	ND		ug/kg	0.52	0.16	1
1,3-Dichloropropene, Total	ND		ug/kg	0.52	0.16	1
1,1-Dichloropropene	ND		ug/kg	0.52	0.16	1
Bromoform	ND		ug/kg	4.2	0.26	1
1,1,2,2-Tetrachloroethane	ND		ug/kg	0.52	0.17	1
Benzene	8.0		ug/kg	0.52	0.17	1
Toluene	4.8		ug/kg	1.0	0.56	1
Ethylbenzene	1.1		ug/kg	1.0	0.15	1
Chloromethane	ND		ug/kg	4.2	0.97	1
Bromomethane	ND		ug/kg	2.1	0.60	1
Vinyl chloride	ND		ug/kg	1.0	0.35	1
Chloroethane	ND		ug/kg	2.1	0.47	1
1,1-Dichloroethene	ND		ug/kg	1.0	0.25	1
trans-1,2-Dichloroethene	ND		ug/kg	1.6	0.14	1

Project Name: PHASE II 169 THIRD AVE **Lab Number:** L2202719

Project Number: 0204090 **Report Date:** 01/26/22

SAMPLE RESULTS

Lab ID: L2202719-10 Date Collected: 01/18/22 09:35

Client ID: SB-5 (0-2') Date Received: 01/18/22

Sample Location: 169 3RD AVENUE, BROOKLYN, NY Field Prep: Not Specified

Sample Depth:

Parameter	Result	Qualifier	Units	RL	MDL	Dilution Factor
Volatile Organics by EPA 5035 Low - Westborough Lab						
Trichloroethene	ND		ug/kg	0.52	0.14	1
1,2-Dichlorobenzene	ND		ug/kg	2.1	0.15	1
1,3-Dichlorobenzene	ND		ug/kg	2.1	0.15	1
1,4-Dichlorobenzene	ND		ug/kg	2.1	0.18	1
Methyl tert butyl ether	3.4		ug/kg	2.1	0.21	1
p/m-Xylene	3.0		ug/kg	2.1	0.58	1
o-Xylene	0.45	J	ug/kg	1.0	0.30	1
Xylenes, Total	3.5	J	ug/kg	1.0	0.30	1
cis-1,2-Dichloroethene	ND		ug/kg	1.0	0.18	1
1,2-Dichloroethene, Total	ND		ug/kg	1.0	0.14	1
Dibromomethane	ND		ug/kg	2.1	0.25	1
Styrene	ND		ug/kg	1.0	0.20	1
Dichlorodifluoromethane	ND		ug/kg	10	0.95	1
Acetone	8.9	J	ug/kg	10	5.0	1
Carbon disulfide	ND		ug/kg	10	4.7	1
2-Butanone	ND		ug/kg	10	2.3	1
Vinyl acetate	ND		ug/kg	10	2.2	1
4-Methyl-2-pentanone	ND		ug/kg	10	1.3	1
1,2,3-Trichloropropane	ND		ug/kg	2.1	0.13	1
2-Hexanone	ND		ug/kg	10	1.2	1
Bromochloromethane	ND		ug/kg	2.1	0.21	1
2,2-Dichloropropane	ND		ug/kg	2.1	0.21	1
1,2-Dibromoethane	ND		ug/kg	1.0	0.29	1
1,3-Dichloropropane	ND		ug/kg	2.1	0.17	1
1,1,1,2-Tetrachloroethane	ND		ug/kg	0.52	0.14	1
Bromobenzene	ND		ug/kg	2.1	0.15	1
n-Butylbenzene	ND		ug/kg	1.0	0.17	1
sec-Butylbenzene	ND		ug/kg	1.0	0.15	1
tert-Butylbenzene	ND		ug/kg	2.1	0.12	1
o-Chlorotoluene	ND		ug/kg	2.1	0.20	1
p-Chlorotoluene	ND		ug/kg	2.1	0.11	1
1,2-Dibromo-3-chloropropane	ND		ug/kg	3.1	1.0	1
Hexachlorobutadiene	ND		ug/kg	4.2	0.18	1
Isopropylbenzene	0.12	J	ug/kg	1.0	0.11	1
p-Isopropyltoluene	ND		ug/kg	1.0	0.11	1
Naphthalene	ND		ug/kg	4.2	0.68	1
Acrylonitrile	ND		ug/kg	4.2	1.2	1

Project Name: PHASE II 169 THIRD AVE **Lab Number:** L2202719

Project Number: 0204090 **Report Date:** 01/26/22

SAMPLE RESULTS

Lab ID: L2202719-10 Date Collected: 01/18/22 09:35

Client ID: SB-5 (0-2') Date Received: 01/18/22

Sample Location: 169 3RD AVENUE, BROOKLYN, NY Field Prep: Not Specified

Sample Depth:

Parameter	Result	Qualifier	Units	RL	MDL	Dilution Factor
Volatile Organics by EPA 5035 Low - Westborough Lab						
n-Propylbenzene	0.31	J	ug/kg	1.0	0.18	1
1,2,3-Trichlorobenzene	ND		ug/kg	2.1	0.34	1
1,2,4-Trichlorobenzene	ND		ug/kg	2.1	0.28	1
1,3,5-Trimethylbenzene	ND		ug/kg	2.1	0.20	1
1,2,4-Trimethylbenzene	1.0	J	ug/kg	2.1	0.35	1
1,4-Dioxane	ND		ug/kg	83	36.	1
p-Diethylbenzene	ND		ug/kg	2.1	0.18	1
p-Ethyltoluene	0.67	J	ug/kg	2.1	0.40	1
1,2,4,5-Tetramethylbenzene	0.23	J	ug/kg	2.1	0.20	1
Ethyl ether	ND		ug/kg	2.1	0.35	1
trans-1,4-Dichloro-2-butene	ND		ug/kg	5.2	1.5	1

Surrogate	% Recovery	Qualifier	Acceptance Criteria
1,2-Dichloroethane-d4	101		70-130
Toluene-d8	104		70-130
4-Bromofluorobenzene	106		70-130
Dibromofluoromethane	100		70-130

Project Name: PHASE II 169 THIRD AVE **Lab Number:** L2202719

Project Number: 0204090 **Report Date:** 01/26/22

SAMPLE RESULTS

Lab ID: L2202719-11
Client ID: SB-5 (13-15')
Sample Location: 169 3RD AVENUE, BROOKLYN, NY

Date Collected: 01/18/22 09:53
Date Received: 01/18/22
Field Prep: Not Specified

Sample Depth:
Matrix: Soil
Analytical Method: 1,8260C
Analytical Date: 01/20/22 01:49
Analyst: JC
Percent Solids: 82%

Parameter	Result	Qualifier	Units	RL	MDL	Dilution Factor
Volatile Organics by EPA 5035 Low - Westborough Lab						
Methylene chloride	ND		ug/kg	4.8	2.2	1
1,1-Dichloroethane	ND		ug/kg	0.96	0.14	1
Chloroform	ND		ug/kg	1.4	0.14	1
Carbon tetrachloride	ND		ug/kg	0.96	0.22	1
1,2-Dichloropropane	ND		ug/kg	0.96	0.12	1
Dibromochloromethane	ND		ug/kg	0.96	0.14	1
1,1,2-Trichloroethane	ND		ug/kg	0.96	0.26	1
Tetrachloroethene	ND		ug/kg	0.48	0.19	1
Chlorobenzene	ND		ug/kg	0.48	0.12	1
Trichlorofluoromethane	ND		ug/kg	3.9	0.67	1
1,2-Dichloroethane	ND		ug/kg	0.96	0.25	1
1,1,1-Trichloroethane	ND		ug/kg	0.48	0.16	1
Bromodichloromethane	ND		ug/kg	0.48	0.10	1
trans-1,3-Dichloropropene	ND		ug/kg	0.96	0.26	1
cis-1,3-Dichloropropene	ND		ug/kg	0.48	0.15	1
1,3-Dichloropropene, Total	ND		ug/kg	0.48	0.15	1
1,1-Dichloropropene	ND		ug/kg	0.48	0.15	1
Bromoform	ND		ug/kg	3.9	0.24	1
1,1,2,2-Tetrachloroethane	ND		ug/kg	0.48	0.16	1
Benzene	ND		ug/kg	0.48	0.16	1
Toluene	ND		ug/kg	0.96	0.52	1
Ethylbenzene	ND		ug/kg	0.96	0.14	1
Chloromethane	ND		ug/kg	3.9	0.90	1
Bromomethane	ND		ug/kg	1.9	0.56	1
Vinyl chloride	ND		ug/kg	0.96	0.32	1
Chloroethane	ND		ug/kg	1.9	0.44	1
1,1-Dichloroethene	ND		ug/kg	0.96	0.23	1
trans-1,2-Dichloroethene	ND		ug/kg	1.4	0.13	1

Project Name: PHASE II 169 THIRD AVE **Lab Number:** L2202719

Project Number: 0204090 **Report Date:** 01/26/22

SAMPLE RESULTS

Lab ID: L2202719-11 Date Collected: 01/18/22 09:53

Client ID: SB-5 (13-15') Date Received: 01/18/22

Sample Location: 169 3RD AVENUE, BROOKLYN, NY Field Prep: Not Specified

Sample Depth:

Parameter	Result	Qualifier	Units	RL	MDL	Dilution Factor
Volatile Organics by EPA 5035 Low - Westborough Lab						
Trichloroethene	ND		ug/kg	0.48	0.13	1
1,2-Dichlorobenzene	ND		ug/kg	1.9	0.14	1
1,3-Dichlorobenzene	ND		ug/kg	1.9	0.14	1
1,4-Dichlorobenzene	0.16	J	ug/kg	1.9	0.16	1
Methyl tert butyl ether	ND		ug/kg	1.9	0.19	1
p/m-Xylene	ND		ug/kg	1.9	0.54	1
o-Xylene	ND		ug/kg	0.96	0.28	1
Xylenes, Total	ND		ug/kg	0.96	0.28	1
cis-1,2-Dichloroethene	ND		ug/kg	0.96	0.17	1
1,2-Dichloroethene, Total	ND		ug/kg	0.96	0.13	1
Dibromomethane	ND		ug/kg	1.9	0.23	1
Styrene	ND		ug/kg	0.96	0.19	1
Dichlorodifluoromethane	ND		ug/kg	9.6	0.88	1
Acetone	ND		ug/kg	9.6	4.6	1
Carbon disulfide	ND		ug/kg	9.6	4.4	1
2-Butanone	ND		ug/kg	9.6	2.1	1
Vinyl acetate	ND		ug/kg	9.6	2.1	1
4-Methyl-2-pentanone	ND		ug/kg	9.6	1.2	1
1,2,3-Trichloropropane	ND		ug/kg	1.9	0.12	1
2-Hexanone	ND		ug/kg	9.6	1.1	1
Bromochloromethane	ND		ug/kg	1.9	0.20	1
2,2-Dichloropropane	ND		ug/kg	1.9	0.20	1
1,2-Dibromoethane	ND		ug/kg	0.96	0.27	1
1,3-Dichloropropane	ND		ug/kg	1.9	0.16	1
1,1,1,2-Tetrachloroethane	ND		ug/kg	0.48	0.13	1
Bromobenzene	ND		ug/kg	1.9	0.14	1
n-Butylbenzene	ND		ug/kg	0.96	0.16	1
sec-Butylbenzene	ND		ug/kg	0.96	0.14	1
tert-Butylbenzene	ND		ug/kg	1.9	0.11	1
o-Chlorotoluene	ND		ug/kg	1.9	0.18	1
p-Chlorotoluene	ND		ug/kg	1.9	0.10	1
1,2-Dibromo-3-chloropropane	ND		ug/kg	2.9	0.96	1
Hexachlorobutadiene	ND		ug/kg	3.9	0.16	1
Isopropylbenzene	ND		ug/kg	0.96	0.10	1
p-Isopropyltoluene	ND		ug/kg	0.96	0.10	1
Naphthalene	ND		ug/kg	3.9	0.63	1
Acrylonitrile	ND		ug/kg	3.9	1.1	1

Project Name: PHASE II 169 THIRD AVE **Lab Number:** L2202719

Project Number: 0204090 **Report Date:** 01/26/22

SAMPLE RESULTS

Lab ID: L2202719-11 Date Collected: 01/18/22 09:53

Client ID: SB-5 (13-15') Date Received: 01/18/22

Sample Location: 169 3RD AVENUE, BROOKLYN, NY Field Prep: Not Specified

Sample Depth:

Parameter	Result	Qualifier	Units	RL	MDL	Dilution Factor
Volatile Organics by EPA 5035 Low - Westborough Lab						
n-Propylbenzene	ND		ug/kg	0.96	0.16	1
1,2,3-Trichlorobenzene	ND		ug/kg	1.9	0.31	1
1,2,4-Trichlorobenzene	ND		ug/kg	1.9	0.26	1
1,3,5-Trimethylbenzene	ND		ug/kg	1.9	0.19	1
1,2,4-Trimethylbenzene	ND		ug/kg	1.9	0.32	1
1,4-Dioxane	ND		ug/kg	77	34.	1
p-Diethylbenzene	ND		ug/kg	1.9	0.17	1
p-Ethyltoluene	ND		ug/kg	1.9	0.37	1
1,2,4,5-Tetramethylbenzene	ND		ug/kg	1.9	0.18	1
Ethyl ether	ND		ug/kg	1.9	0.33	1
trans-1,4-Dichloro-2-butene	ND		ug/kg	4.8	1.4	1

Surrogate	% Recovery	Qualifier	Acceptance Criteria
1,2-Dichloroethane-d4	99		70-130
Toluene-d8	104		70-130
4-Bromofluorobenzene	96		70-130
Dibromofluoromethane	110		70-130

Project Name: PHASE II 169 THIRD AVE **Lab Number:** L2202719

Project Number: 0204090 **Report Date:** 01/26/22

SAMPLE RESULTS

Lab ID: L2202719-12
Client ID: SB-7 (0-2')
Sample Location: 169 3RD AVENUE, BROOKLYN, NY

Date Collected: 01/18/22 11:10
Date Received: 01/18/22
Field Prep: Not Specified

Sample Depth:
Matrix: Soil
Analytical Method: 1,8260C
Analytical Date: 01/19/22 18:20
Analyst: AJK
Percent Solids: 87%

Parameter	Result	Qualifier	Units	RL	MDL	Dilution Factor
Volatile Organics by EPA 5035 Low - Westborough Lab						
Methylene chloride	ND		ug/kg	4.8	2.2	1
1,1-Dichloroethane	ND		ug/kg	0.95	0.14	1
Chloroform	ND		ug/kg	1.4	0.13	1
Carbon tetrachloride	ND		ug/kg	0.95	0.22	1
1,2-Dichloropropane	ND		ug/kg	0.95	0.12	1
Dibromochloromethane	ND		ug/kg	0.95	0.13	1
1,1,2-Trichloroethane	ND		ug/kg	0.95	0.25	1
Tetrachloroethene	ND		ug/kg	0.48	0.19	1
Chlorobenzene	ND		ug/kg	0.48	0.12	1
Trichlorofluoromethane	ND		ug/kg	3.8	0.66	1
1,2-Dichloroethane	ND		ug/kg	0.95	0.24	1
1,1,1-Trichloroethane	ND		ug/kg	0.48	0.16	1
Bromodichloromethane	ND		ug/kg	0.48	0.10	1
trans-1,3-Dichloropropene	ND		ug/kg	0.95	0.26	1
cis-1,3-Dichloropropene	ND		ug/kg	0.48	0.15	1
1,3-Dichloropropene, Total	ND		ug/kg	0.48	0.15	1
1,1-Dichloropropene	ND		ug/kg	0.48	0.15	1
Bromoform	ND		ug/kg	3.8	0.23	1
1,1,2,2-Tetrachloroethane	ND		ug/kg	0.48	0.16	1
Benzene	ND		ug/kg	0.48	0.16	1
Toluene	ND		ug/kg	0.95	0.52	1
Ethylbenzene	ND		ug/kg	0.95	0.13	1
Chloromethane	ND		ug/kg	3.8	0.89	1
Bromomethane	ND		ug/kg	1.9	0.55	1
Vinyl chloride	ND		ug/kg	0.95	0.32	1
Chloroethane	ND		ug/kg	1.9	0.43	1
1,1-Dichloroethene	ND		ug/kg	0.95	0.23	1
trans-1,2-Dichloroethene	ND		ug/kg	1.4	0.13	1

Project Name: PHASE II 169 THIRD AVE **Lab Number:** L2202719

Project Number: 0204090 **Report Date:** 01/26/22

SAMPLE RESULTS

Lab ID: L2202719-12 Date Collected: 01/18/22 11:10

Client ID: SB-7 (0-2') Date Received: 01/18/22

Sample Location: 169 3RD AVENUE, BROOKLYN, NY Field Prep: Not Specified

Sample Depth:

Parameter	Result	Qualifier	Units	RL	MDL	Dilution Factor
Volatile Organics by EPA 5035 Low - Westborough Lab						
Trichloroethene	ND		ug/kg	0.48	0.13	1
1,2-Dichlorobenzene	ND		ug/kg	1.9	0.14	1
1,3-Dichlorobenzene	ND		ug/kg	1.9	0.14	1
1,4-Dichlorobenzene	ND		ug/kg	1.9	0.16	1
Methyl tert butyl ether	ND		ug/kg	1.9	0.19	1
p/m-Xylene	ND		ug/kg	1.9	0.53	1
o-Xylene	ND		ug/kg	0.95	0.28	1
Xylenes, Total	ND		ug/kg	0.95	0.28	1
cis-1,2-Dichloroethene	ND		ug/kg	0.95	0.17	1
1,2-Dichloroethene, Total	ND		ug/kg	0.95	0.13	1
Dibromomethane	ND		ug/kg	1.9	0.23	1
Styrene	ND		ug/kg	0.95	0.19	1
Dichlorodifluoromethane	ND		ug/kg	9.5	0.87	1
Acetone	ND		ug/kg	9.5	4.6	1
Carbon disulfide	ND		ug/kg	9.5	4.3	1
2-Butanone	ND		ug/kg	9.5	2.1	1
Vinyl acetate	ND		ug/kg	9.5	2.0	1
4-Methyl-2-pentanone	ND		ug/kg	9.5	1.2	1
1,2,3-Trichloropropane	ND		ug/kg	1.9	0.12	1
2-Hexanone	ND		ug/kg	9.5	1.1	1
Bromochloromethane	ND		ug/kg	1.9	0.20	1
2,2-Dichloropropane	ND		ug/kg	1.9	0.19	1
1,2-Dibromoethane	ND		ug/kg	0.95	0.27	1
1,3-Dichloropropane	ND		ug/kg	1.9	0.16	1
1,1,1,2-Tetrachloroethane	ND		ug/kg	0.48	0.13	1
Bromobenzene	ND		ug/kg	1.9	0.14	1
n-Butylbenzene	ND		ug/kg	0.95	0.16	1
sec-Butylbenzene	ND		ug/kg	0.95	0.14	1
tert-Butylbenzene	ND		ug/kg	1.9	0.11	1
o-Chlorotoluene	ND		ug/kg	1.9	0.18	1
p-Chlorotoluene	ND		ug/kg	1.9	0.10	1
1,2-Dibromo-3-chloropropane	ND		ug/kg	2.9	0.95	1
Hexachlorobutadiene	ND		ug/kg	3.8	0.16	1
Isopropylbenzene	ND		ug/kg	0.95	0.10	1
p-Isopropyltoluene	ND		ug/kg	0.95	0.10	1
Naphthalene	ND		ug/kg	3.8	0.62	1
Acrylonitrile	ND		ug/kg	3.8	1.1	1

Project Name: PHASE II 169 THIRD AVE **Lab Number:** L2202719

Project Number: 0204090 **Report Date:** 01/26/22

SAMPLE RESULTS

Lab ID: L2202719-12 Date Collected: 01/18/22 11:10

Client ID: SB-7 (0-2') Date Received: 01/18/22

Sample Location: 169 3RD AVENUE, BROOKLYN, NY Field Prep: Not Specified

Sample Depth:

Parameter	Result	Qualifier	Units	RL	MDL	Dilution Factor
Volatile Organics by EPA 5035 Low - Westborough Lab						
n-Propylbenzene	ND		ug/kg	0.95	0.16	1
1,2,3-Trichlorobenzene	ND		ug/kg	1.9	0.31	1
1,2,4-Trichlorobenzene	ND		ug/kg	1.9	0.26	1
1,3,5-Trimethylbenzene	ND		ug/kg	1.9	0.18	1
1,2,4-Trimethylbenzene	ND		ug/kg	1.9	0.32	1
1,4-Dioxane	ND		ug/kg	76	34.	1
p-Diethylbenzene	ND		ug/kg	1.9	0.17	1
p-Ethyltoluene	ND		ug/kg	1.9	0.37	1
1,2,4,5-Tetramethylbenzene	ND		ug/kg	1.9	0.18	1
Ethyl ether	ND		ug/kg	1.9	0.32	1
trans-1,4-Dichloro-2-butene	ND		ug/kg	4.8	1.4	1

Surrogate	% Recovery	Qualifier	Acceptance Criteria
1,2-Dichloroethane-d4	109		70-130
Toluene-d8	103		70-130
4-Bromofluorobenzene	102		70-130
Dibromofluoromethane	100		70-130

Project Name: PHASE II 169 THIRD AVE **Lab Number:** L2202719

Project Number: 0204090 **Report Date:** 01/26/22

SAMPLE RESULTS

Lab ID: L2202719-13
Client ID: SB-7 (12-14')
Sample Location: 169 3RD AVENUE, BROOKLYN, NY

Date Collected: 01/18/22 11:30
Date Received: 01/18/22
Field Prep: Not Specified

Sample Depth:
Matrix: Soil
Analytical Method: 1,8260C
Analytical Date: 01/19/22 19:11
Analyst: AJK
Percent Solids: 68%

Parameter	Result	Qualifier	Units	RL	MDL	Dilution Factor
Volatile Organics by EPA 5035 Low - Westborough Lab						
Methylene chloride	ND		ug/kg	6.5	3.0	1
1,1-Dichloroethane	ND		ug/kg	1.3	0.19	1
Chloroform	ND		ug/kg	2.0	0.18	1
Carbon tetrachloride	ND		ug/kg	1.3	0.30	1
1,2-Dichloropropane	ND		ug/kg	1.3	0.16	1
Dibromochloromethane	ND		ug/kg	1.3	0.18	1
1,1,2-Trichloroethane	ND		ug/kg	1.3	0.35	1
Tetrachloroethene	ND		ug/kg	0.65	0.26	1
Chlorobenzene	ND		ug/kg	0.65	0.16	1
Trichlorofluoromethane	ND		ug/kg	5.2	0.90	1
1,2-Dichloroethane	ND		ug/kg	1.3	0.33	1
1,1,1-Trichloroethane	ND		ug/kg	0.65	0.22	1
Bromodichloromethane	ND		ug/kg	0.65	0.14	1
trans-1,3-Dichloropropene	ND		ug/kg	1.3	0.36	1
cis-1,3-Dichloropropene	ND		ug/kg	0.65	0.20	1
1,3-Dichloropropene, Total	ND		ug/kg	0.65	0.20	1
1,1-Dichloropropene	ND		ug/kg	0.65	0.21	1
Bromoform	ND		ug/kg	5.2	0.32	1
1,1,2,2-Tetrachloroethane	ND		ug/kg	0.65	0.22	1
Benzene	ND		ug/kg	0.65	0.22	1
Toluene	ND		ug/kg	1.3	0.71	1
Ethylbenzene	ND		ug/kg	1.3	0.18	1
Chloromethane	ND		ug/kg	5.2	1.2	1
Bromomethane	ND		ug/kg	2.6	0.76	1
Vinyl chloride	ND		ug/kg	1.3	0.44	1
Chloroethane	ND		ug/kg	2.6	0.59	1
1,1-Dichloroethene	ND		ug/kg	1.3	0.31	1
trans-1,2-Dichloroethene	ND		ug/kg	2.0	0.18	1

Project Name: PHASE II 169 THIRD AVE **Lab Number:** L2202719

Project Number: 0204090 **Report Date:** 01/26/22

SAMPLE RESULTS

Lab ID: L2202719-13 Date Collected: 01/18/22 11:30

Client ID: SB-7 (12-14') Date Received: 01/18/22

Sample Location: 169 3RD AVENUE, BROOKLYN, NY Field Prep: Not Specified

Sample Depth:

Parameter	Result	Qualifier	Units	RL	MDL	Dilution Factor
Volatile Organics by EPA 5035 Low - Westborough Lab						
Trichloroethene	ND		ug/kg	0.65	0.18	1
1,2-Dichlorobenzene	ND		ug/kg	2.6	0.19	1
1,3-Dichlorobenzene	ND		ug/kg	2.6	0.19	1
1,4-Dichlorobenzene	ND		ug/kg	2.6	0.22	1
Methyl tert butyl ether	0.69	J	ug/kg	2.6	0.26	1
p/m-Xylene	ND		ug/kg	2.6	0.73	1
o-Xylene	ND		ug/kg	1.3	0.38	1
Xylenes, Total	ND		ug/kg	1.3	0.38	1
cis-1,2-Dichloroethene	ND		ug/kg	1.3	0.23	1
1,2-Dichloroethene, Total	ND		ug/kg	1.3	0.18	1
Dibromomethane	ND		ug/kg	2.6	0.31	1
Styrene	ND		ug/kg	1.3	0.26	1
Dichlorodifluoromethane	ND		ug/kg	13	1.2	1
Acetone	12	J	ug/kg	13	6.3	1
Carbon disulfide	ND		ug/kg	13	5.9	1
2-Butanone	ND		ug/kg	13	2.9	1
Vinyl acetate	ND		ug/kg	13	2.8	1
4-Methyl-2-pentanone	ND		ug/kg	13	1.7	1
1,2,3-Trichloropropane	ND		ug/kg	2.6	0.16	1
2-Hexanone	ND		ug/kg	13	1.5	1
Bromochloromethane	ND		ug/kg	2.6	0.27	1
2,2-Dichloropropane	ND		ug/kg	2.6	0.26	1
1,2-Dibromoethane	ND		ug/kg	1.3	0.36	1
1,3-Dichloropropane	ND		ug/kg	2.6	0.22	1
1,1,1,2-Tetrachloroethane	ND		ug/kg	0.65	0.17	1
Bromobenzene	ND		ug/kg	2.6	0.19	1
n-Butylbenzene	ND		ug/kg	1.3	0.22	1
sec-Butylbenzene	ND		ug/kg	1.3	0.19	1
tert-Butylbenzene	ND		ug/kg	2.6	0.15	1
o-Chlorotoluene	ND		ug/kg	2.6	0.25	1
p-Chlorotoluene	ND		ug/kg	2.6	0.14	1
1,2-Dibromo-3-chloropropane	ND		ug/kg	3.9	1.3	1
Hexachlorobutadiene	ND		ug/kg	5.2	0.22	1
Isopropylbenzene	ND		ug/kg	1.3	0.14	1
p-Isopropyltoluene	ND		ug/kg	1.3	0.14	1
Naphthalene	ND		ug/kg	5.2	0.85	1
Acrylonitrile	ND		ug/kg	5.2	1.5	1

Project Name: PHASE II 169 THIRD AVE **Lab Number:** L2202719

Project Number: 0204090 **Report Date:** 01/26/22

SAMPLE RESULTS

Lab ID: L2202719-13 Date Collected: 01/18/22 11:30

Client ID: SB-7 (12-14') Date Received: 01/18/22

Sample Location: 169 3RD AVENUE, BROOKLYN, NY Field Prep: Not Specified

Sample Depth:

Parameter	Result	Qualifier	Units	RL	MDL	Dilution Factor
Volatile Organics by EPA 5035 Low - Westborough Lab						
n-Propylbenzene	ND		ug/kg	1.3	0.22	1
1,2,3-Trichlorobenzene	ND		ug/kg	2.6	0.42	1
1,2,4-Trichlorobenzene	ND		ug/kg	2.6	0.35	1
1,3,5-Trimethylbenzene	ND		ug/kg	2.6	0.25	1
1,2,4-Trimethylbenzene	ND		ug/kg	2.6	0.44	1
1,4-Dioxane	ND		ug/kg	100	46.	1
p-Diethylbenzene	ND		ug/kg	2.6	0.23	1
p-Ethyltoluene	ND		ug/kg	2.6	0.50	1
1,2,4,5-Tetramethylbenzene	ND		ug/kg	2.6	0.25	1
Ethyl ether	ND		ug/kg	2.6	0.44	1
trans-1,4-Dichloro-2-butene	ND		ug/kg	6.5	1.8	1

Surrogate	% Recovery	Qualifier	Acceptance Criteria
1,2-Dichloroethane-d4	107		70-130
Toluene-d8	103		70-130
4-Bromofluorobenzene	102		70-130
Dibromofluoromethane	98		70-130

Project Name: PHASE II 169 THIRD AVE **Lab Number:** L2202719

Project Number: 0204090 **Report Date:** 01/26/22

SAMPLE RESULTS

Lab ID: L2202719-14
Client ID: DUP_20220118
Sample Location: 169 3RD AVENUE, BROOKLYN, NY

Date Collected: 01/18/22 00:00
Date Received: 01/18/22
Field Prep: Not Specified

Sample Depth:
Matrix: Soil
Analytical Method: 1,8260C
Analytical Date: 01/19/22 18:45
Analyst: AJK
Percent Solids: 88%

Parameter	Result	Qualifier	Units	RL	MDL	Dilution Factor
Volatile Organics by EPA 5035 Low - Westborough Lab						
Methylene chloride	ND		ug/kg	4.7	2.2	1
1,1-Dichloroethane	ND		ug/kg	0.94	0.14	1
Chloroform	ND		ug/kg	1.4	0.13	1
Carbon tetrachloride	ND		ug/kg	0.94	0.22	1
1,2-Dichloropropane	ND		ug/kg	0.94	0.12	1
Dibromochloromethane	ND		ug/kg	0.94	0.13	1
1,1,2-Trichloroethane	ND		ug/kg	0.94	0.25	1
Tetrachloroethene	ND		ug/kg	0.47	0.18	1
Chlorobenzene	ND		ug/kg	0.47	0.12	1
Trichlorofluoromethane	ND		ug/kg	3.8	0.65	1
1,2-Dichloroethane	ND		ug/kg	0.94	0.24	1
1,1,1-Trichloroethane	ND		ug/kg	0.47	0.16	1
Bromodichloromethane	ND		ug/kg	0.47	0.10	1
trans-1,3-Dichloropropene	ND		ug/kg	0.94	0.26	1
cis-1,3-Dichloropropene	ND		ug/kg	0.47	0.15	1
1,3-Dichloropropene, Total	ND		ug/kg	0.47	0.15	1
1,1-Dichloropropene	ND		ug/kg	0.47	0.15	1
Bromoform	ND		ug/kg	3.8	0.23	1
1,1,2,2-Tetrachloroethane	ND		ug/kg	0.47	0.16	1
Benzene	ND		ug/kg	0.47	0.16	1
Toluene	ND		ug/kg	0.94	0.51	1
Ethylbenzene	ND		ug/kg	0.94	0.13	1
Chloromethane	ND		ug/kg	3.8	0.88	1
Bromomethane	ND		ug/kg	1.9	0.55	1
Vinyl chloride	ND		ug/kg	0.94	0.31	1
Chloroethane	ND		ug/kg	1.9	0.42	1
1,1-Dichloroethene	ND		ug/kg	0.94	0.22	1
trans-1,2-Dichloroethene	ND		ug/kg	1.4	0.13	1

Project Name: PHASE II 169 THIRD AVE **Lab Number:** L2202719

Project Number: 0204090 **Report Date:** 01/26/22

SAMPLE RESULTS

Lab ID: L2202719-14 Date Collected: 01/18/22 00:00

Client ID: DUP_20220118 Date Received: 01/18/22

Sample Location: 169 3RD AVENUE, BROOKLYN, NY Field Prep: Not Specified

Sample Depth:

Parameter	Result	Qualifier	Units	RL	MDL	Dilution Factor
Volatile Organics by EPA 5035 Low - Westborough Lab						
Trichloroethene	ND		ug/kg	0.47	0.13	1
1,2-Dichlorobenzene	ND		ug/kg	1.9	0.14	1
1,3-Dichlorobenzene	ND		ug/kg	1.9	0.14	1
1,4-Dichlorobenzene	ND		ug/kg	1.9	0.16	1
Methyl tert butyl ether	ND		ug/kg	1.9	0.19	1
p/m-Xylene	ND		ug/kg	1.9	0.53	1
o-Xylene	ND		ug/kg	0.94	0.27	1
Xylenes, Total	ND		ug/kg	0.94	0.27	1
cis-1,2-Dichloroethene	ND		ug/kg	0.94	0.16	1
1,2-Dichloroethene, Total	ND		ug/kg	0.94	0.13	1
Dibromomethane	ND		ug/kg	1.9	0.22	1
Styrene	ND		ug/kg	0.94	0.18	1
Dichlorodifluoromethane	ND		ug/kg	9.4	0.86	1
Acetone	ND		ug/kg	9.4	4.5	1
Carbon disulfide	ND		ug/kg	9.4	4.3	1
2-Butanone	ND		ug/kg	9.4	2.1	1
Vinyl acetate	ND		ug/kg	9.4	2.0	1
4-Methyl-2-pentanone	ND		ug/kg	9.4	1.2	1
1,2,3-Trichloropropane	ND		ug/kg	1.9	0.12	1
2-Hexanone	ND		ug/kg	9.4	1.1	1
Bromochloromethane	ND		ug/kg	1.9	0.19	1
2,2-Dichloropropane	ND		ug/kg	1.9	0.19	1
1,2-Dibromoethane	ND		ug/kg	0.94	0.26	1
1,3-Dichloropropane	ND		ug/kg	1.9	0.16	1
1,1,1,2-Tetrachloroethane	ND		ug/kg	0.47	0.12	1
Bromobenzene	ND		ug/kg	1.9	0.14	1
n-Butylbenzene	ND		ug/kg	0.94	0.16	1
sec-Butylbenzene	ND		ug/kg	0.94	0.14	1
tert-Butylbenzene	ND		ug/kg	1.9	0.11	1
o-Chlorotoluene	ND		ug/kg	1.9	0.18	1
p-Chlorotoluene	ND		ug/kg	1.9	0.10	1
1,2-Dibromo-3-chloropropane	ND		ug/kg	2.8	0.94	1
Hexachlorobutadiene	ND		ug/kg	3.8	0.16	1
Isopropylbenzene	ND		ug/kg	0.94	0.10	1
p-Isopropyltoluene	ND		ug/kg	0.94	0.10	1
Naphthalene	ND		ug/kg	3.8	0.61	1
Acrylonitrile	ND		ug/kg	3.8	1.1	1

Project Name: PHASE II 169 THIRD AVE **Lab Number:** L2202719

Project Number: 0204090 **Report Date:** 01/26/22

SAMPLE RESULTS

Lab ID: L2202719-14 Date Collected: 01/18/22 00:00

Client ID: DUP_20220118 Date Received: 01/18/22

Sample Location: 169 3RD AVENUE, BROOKLYN, NY Field Prep: Not Specified

Sample Depth:

Parameter	Result	Qualifier	Units	RL	MDL	Dilution Factor
Volatile Organics by EPA 5035 Low - Westborough Lab						
n-Propylbenzene	ND		ug/kg	0.94	0.16	1
1,2,3-Trichlorobenzene	ND		ug/kg	1.9	0.30	1
1,2,4-Trichlorobenzene	ND		ug/kg	1.9	0.26	1
1,3,5-Trimethylbenzene	ND		ug/kg	1.9	0.18	1
1,2,4-Trimethylbenzene	ND		ug/kg	1.9	0.31	1
1,4-Dioxane	ND		ug/kg	75	33.	1
p-Diethylbenzene	ND		ug/kg	1.9	0.17	1
p-Ethyltoluene	ND		ug/kg	1.9	0.36	1
1,2,4,5-Tetramethylbenzene	ND		ug/kg	1.9	0.18	1
Ethyl ether	ND		ug/kg	1.9	0.32	1
trans-1,4-Dichloro-2-butene	ND		ug/kg	4.7	1.3	1

Surrogate	% Recovery	Qualifier	Acceptance Criteria
1,2-Dichloroethane-d4	108		70-130
Toluene-d8	103		70-130
4-Bromofluorobenzene	101		70-130
Dibromofluoromethane	100		70-130

Project Name: PHASE II 169 THIRD AVE **Lab Number:** L2202719

Project Number: 0204090 **Report Date:** 01/26/22

SAMPLE RESULTS

Lab ID: L2202719-15
Client ID: TB01_20220118
Sample Location: 169 3RD AVENUE, BROOKLYN, NY

Date Collected: 01/18/22 00:00
Date Received: 01/18/22
Field Prep: Not Specified

Sample Depth:
Matrix: Water
Analytical Method: 1,8260C
Analytical Date: 01/19/22 11:02
Analyst: PD

Parameter	Result	Qualifier	Units	RL	MDL	Dilution Factor
Volatile Organics by GC/MS - Westborough Lab						
Methylene chloride	ND		ug/l	2.5	0.70	1
1,1-Dichloroethane	ND		ug/l	2.5	0.70	1
Chloroform	ND		ug/l	2.5	0.70	1
Carbon tetrachloride	ND		ug/l	0.50	0.13	1
1,2-Dichloropropane	ND		ug/l	1.0	0.14	1
Dibromochloromethane	ND		ug/l	0.50	0.15	1
1,1,2-Trichloroethane	ND		ug/l	1.5	0.50	1
Tetrachloroethene	ND		ug/l	0.50	0.18	1
Chlorobenzene	ND		ug/l	2.5	0.70	1
Trichlorofluoromethane	ND		ug/l	2.5	0.70	1
1,2-Dichloroethane	ND		ug/l	0.50	0.13	1
1,1,1-Trichloroethane	ND		ug/l	2.5	0.70	1
Bromodichloromethane	ND		ug/l	0.50	0.19	1
trans-1,3-Dichloropropene	ND		ug/l	0.50	0.16	1
cis-1,3-Dichloropropene	ND		ug/l	0.50	0.14	1
1,3-Dichloropropene, Total	ND		ug/l	0.50	0.14	1
1,1-Dichloropropene	ND		ug/l	2.5	0.70	1
Bromoform	ND		ug/l	2.0	0.65	1
1,1,2,2-Tetrachloroethane	ND		ug/l	0.50	0.17	1
Benzene	ND		ug/l	0.50	0.16	1
Toluene	ND		ug/l	2.5	0.70	1
Ethylbenzene	ND		ug/l	2.5	0.70	1
Chloromethane	ND		ug/l	2.5	0.70	1
Bromomethane	ND		ug/l	2.5	0.70	1
Vinyl chloride	ND		ug/l	1.0	0.07	1
Chloroethane	ND		ug/l	2.5	0.70	1
1,1-Dichloroethene	ND		ug/l	0.50	0.17	1
trans-1,2-Dichloroethene	ND		ug/l	2.5	0.70	1

Project Name: PHASE II 169 THIRD AVE **Lab Number:** L2202719

Project Number: 0204090 **Report Date:** 01/26/22

SAMPLE RESULTS

Lab ID: L2202719-15 Date Collected: 01/18/22 00:00

Client ID: TB01_20220118 Date Received: 01/18/22

Sample Location: 169 3RD AVENUE, BROOKLYN, NY Field Prep: Not Specified

Sample Depth:

Parameter	Result	Qualifier	Units	RL	MDL	Dilution Factor
Volatile Organics by GC/MS - Westborough Lab						
Trichloroethene	ND		ug/l	0.50	0.18	1
1,2-Dichlorobenzene	ND		ug/l	2.5	0.70	1
1,3-Dichlorobenzene	ND		ug/l	2.5	0.70	1
1,4-Dichlorobenzene	ND		ug/l	2.5	0.70	1
Methyl tert butyl ether	ND		ug/l	2.5	0.70	1
p/m-Xylene	ND		ug/l	2.5	0.70	1
o-Xylene	ND		ug/l	2.5	0.70	1
Xylenes, Total	ND		ug/l	2.5	0.70	1
cis-1,2-Dichloroethene	ND		ug/l	2.5	0.70	1
1,2-Dichloroethene, Total	ND		ug/l	2.5	0.70	1
Dibromomethane	ND		ug/l	5.0	1.0	1
1,2,3-Trichloropropane	ND		ug/l	2.5	0.70	1
Acrylonitrile	ND		ug/l	5.0	1.5	1
Styrene	ND		ug/l	2.5	0.70	1
Dichlorodifluoromethane	ND		ug/l	5.0	1.0	1
Acetone	2.8	J	ug/l	5.0	1.5	1
Carbon disulfide	ND		ug/l	5.0	1.0	1
2-Butanone	ND		ug/l	5.0	1.9	1
Vinyl acetate	ND		ug/l	5.0	1.0	1
4-Methyl-2-pentanone	ND		ug/l	5.0	1.0	1
2-Hexanone	ND		ug/l	5.0	1.0	1
Bromochloromethane	ND		ug/l	2.5	0.70	1
2,2-Dichloropropane	ND		ug/l	2.5	0.70	1
1,2-Dibromoethane	ND		ug/l	2.0	0.65	1
1,3-Dichloropropane	ND		ug/l	2.5	0.70	1
1,1,1,2-Tetrachloroethane	ND		ug/l	2.5	0.70	1
Bromobenzene	ND		ug/l	2.5	0.70	1
n-Butylbenzene	ND		ug/l	2.5	0.70	1
sec-Butylbenzene	ND		ug/l	2.5	0.70	1
tert-Butylbenzene	ND		ug/l	2.5	0.70	1
o-Chlorotoluene	ND		ug/l	2.5	0.70	1
p-Chlorotoluene	ND		ug/l	2.5	0.70	1
1,2-Dibromo-3-chloropropane	ND		ug/l	2.5	0.70	1
Hexachlorobutadiene	ND		ug/l	2.5	0.70	1
Isopropylbenzene	ND		ug/l	2.5	0.70	1
p-Isopropyltoluene	ND		ug/l	2.5	0.70	1
Naphthalene	ND		ug/l	2.5	0.70	1

Project Name: PHASE II 169 THIRD AVE **Lab Number:** L2202719

Project Number: 0204090 **Report Date:** 01/26/22

SAMPLE RESULTS

Lab ID: L2202719-15 Date Collected: 01/18/22 00:00

Client ID: TB01_20220118 Date Received: 01/18/22

Sample Location: 169 3RD AVENUE, BROOKLYN, NY Field Prep: Not Specified

Sample Depth:

Parameter	Result	Qualifier	Units	RL	MDL	Dilution Factor
Volatile Organics by GC/MS - Westborough Lab						
n-Propylbenzene	ND		ug/l	2.5	0.70	1
1,2,3-Trichlorobenzene	ND		ug/l	2.5	0.70	1
1,2,4-Trichlorobenzene	ND		ug/l	2.5	0.70	1
1,3,5-Trimethylbenzene	ND		ug/l	2.5	0.70	1
1,2,4-Trimethylbenzene	ND		ug/l	2.5	0.70	1
1,4-Dioxane	ND		ug/l	250	61.	1
p-Diethylbenzene	ND		ug/l	2.0	0.70	1
p-Ethyltoluene	ND		ug/l	2.0	0.70	1
1,2,4,5-Tetramethylbenzene	ND		ug/l	2.0	0.54	1
Ethyl ether	ND		ug/l	2.5	0.70	1
trans-1,4-Dichloro-2-butene	ND		ug/l	2.5	0.70	1

Surrogate	% Recovery	Qualifier	Acceptance Criteria
1,2-Dichloroethane-d4	113		70-130
Toluene-d8	98		70-130
4-Bromofluorobenzene	100		70-130
Dibromofluoromethane	118		70-130

Project Name: PHASE II 169 THIRD AVE **Lab Number:** L2202719

Project Number: 0204090 **Report Date:** 01/26/22

Method Blank Analysis
Batch Quality Control

Analytical Method: 1,8260C
Analytical Date: 01/19/22 11:00
Analyst: MV

Parameter	Result	Qualifier	Units	RL	MDL
Volatile Organics by EPA 5035 Low - Westborough Lab for sample(s): 02-06,08-09,12-14 Batch: WG1595915-5					
Methylene chloride	ND		ug/kg	5.0	2.3
1,1-Dichloroethane	ND		ug/kg	1.0	0.14
Chloroform	ND		ug/kg	1.5	0.14
Carbon tetrachloride	ND		ug/kg	1.0	0.23
1,2-Dichloropropane	ND		ug/kg	1.0	0.12
Dibromochloromethane	ND		ug/kg	1.0	0.14
1,1,2-Trichloroethane	ND		ug/kg	1.0	0.27
Tetrachloroethene	ND		ug/kg	0.50	0.20
Chlorobenzene	ND		ug/kg	0.50	0.13
Trichlorofluoromethane	ND		ug/kg	4.0	0.70
1,2-Dichloroethane	ND		ug/kg	1.0	0.26
1,1,1-Trichloroethane	ND		ug/kg	0.50	0.17
Bromodichloromethane	ND		ug/kg	0.50	0.11
trans-1,3-Dichloropropene	ND		ug/kg	1.0	0.27
cis-1,3-Dichloropropene	ND		ug/kg	0.50	0.16
1,3-Dichloropropene, Total	ND		ug/kg	0.50	0.16
1,1-Dichloropropene	ND		ug/kg	0.50	0.16
Bromoform	ND		ug/kg	4.0	0.25
1,1,2,2-Tetrachloroethane	ND		ug/kg	0.50	0.17
Benzene	ND		ug/kg	0.50	0.17
Toluene	ND		ug/kg	1.0	0.54
Ethylbenzene	ND		ug/kg	1.0	0.14
Chloromethane	ND		ug/kg	4.0	0.93
Bromomethane	ND		ug/kg	2.0	0.58
Vinyl chloride	ND		ug/kg	1.0	0.34
Chloroethane	ND		ug/kg	2.0	0.45
1,1-Dichloroethene	ND		ug/kg	1.0	0.24
trans-1,2-Dichloroethene	ND		ug/kg	1.5	0.14
Trichloroethene	ND		ug/kg	0.50	0.14

Project Name: PHASE II 169 THIRD AVE **Lab Number:** L2202719

Project Number: 0204090 **Report Date:** 01/26/22

Method Blank Analysis
Batch Quality Control

Analytical Method: 1,8260C
Analytical Date: 01/19/22 11:00
Analyst: MV

Parameter	Result	Qualifier	Units	RL	MDL
Volatile Organics by EPA 5035 Low - Westborough Lab for sample(s): 02-06,08-09,12-14 Batch: WG1595915-5					
1,2-Dichlorobenzene	ND		ug/kg	2.0	0.14
1,3-Dichlorobenzene	ND		ug/kg	2.0	0.15
1,4-Dichlorobenzene	ND		ug/kg	2.0	0.17
Methyl tert butyl ether	ND		ug/kg	2.0	0.20
p/m-Xylene	ND		ug/kg	2.0	0.56
o-Xylene	ND		ug/kg	1.0	0.29
Xylenes, Total	ND		ug/kg	1.0	0.29
cis-1,2-Dichloroethene	ND		ug/kg	1.0	0.18
1,2-Dichloroethene, Total	ND		ug/kg	1.0	0.14
Dibromomethane	ND		ug/kg	2.0	0.24
Styrene	ND		ug/kg	1.0	0.20
Dichlorodifluoromethane	ND		ug/kg	10	0.92
Acetone	ND		ug/kg	10	4.8
Carbon disulfide	ND		ug/kg	10	4.6
2-Butanone	ND		ug/kg	10	2.2
Vinyl acetate	ND		ug/kg	10	2.2
4-Methyl-2-pentanone	ND		ug/kg	10	1.3
1,2,3-Trichloropropane	ND		ug/kg	2.0	0.13
2-Hexanone	ND		ug/kg	10	1.2
Bromochloromethane	ND		ug/kg	2.0	0.20
2,2-Dichloropropane	ND		ug/kg	2.0	0.20
1,2-Dibromoethane	ND		ug/kg	1.0	0.28
1,3-Dichloropropane	ND		ug/kg	2.0	0.17
1,1,1,2-Tetrachloroethane	ND		ug/kg	0.50	0.13
Bromobenzene	ND		ug/kg	2.0	0.14
n-Butylbenzene	ND		ug/kg	1.0	0.17
sec-Butylbenzene	ND		ug/kg	1.0	0.15
tert-Butylbenzene	ND		ug/kg	2.0	0.12
o-Chlorotoluene	ND		ug/kg	2.0	0.19

Project Name: PHASE II 169 THIRD AVE **Lab Number:** L2202719

Project Number: 0204090 **Report Date:** 01/26/22

Method Blank Analysis
Batch Quality Control

Analytical Method: 1,8260C
Analytical Date: 01/19/22 11:00
Analyst: MV

Parameter	Result	Qualifier	Units	RL	MDL
Volatile Organics by EPA 5035 Low - Westborough Lab for sample(s): 02-06,08-09,12-14 Batch: WG1595915-5					
p-Chlorotoluene	ND		ug/kg	2.0	0.11
1,2-Dibromo-3-chloropropane	ND		ug/kg	3.0	1.0
Hexachlorobutadiene	ND		ug/kg	4.0	0.17
Isopropylbenzene	ND		ug/kg	1.0	0.11
p-Isopropyltoluene	ND		ug/kg	1.0	0.11
Naphthalene	ND		ug/kg	4.0	0.65
Acrylonitrile	ND		ug/kg	4.0	1.2
n-Propylbenzene	ND		ug/kg	1.0	0.17
1,2,3-Trichlorobenzene	ND		ug/kg	2.0	0.32
1,2,4-Trichlorobenzene	ND		ug/kg	2.0	0.27
1,3,5-Trimethylbenzene	ND		ug/kg	2.0	0.19
1,2,4-Trimethylbenzene	ND		ug/kg	2.0	0.33
1,4-Dioxane	ND		ug/kg	80	35.
p-Diethylbenzene	ND		ug/kg	2.0	0.18
p-Ethyltoluene	ND		ug/kg	2.0	0.38
1,2,4,5-Tetramethylbenzene	ND		ug/kg	2.0	0.19
Ethyl ether	ND		ug/kg	2.0	0.34
trans-1,4-Dichloro-2-butene	ND		ug/kg	5.0	1.4

Surrogate	%Recovery	Qualifier	Acceptance Criteria
1,2-Dichloroethane-d4	105		70-130
Toluene-d8	103		70-130
4-Bromofluorobenzene	101		70-130
Dibromofluoromethane	96		70-130

Project Name: PHASE II 169 THIRD AVE **Lab Number:** L2202719

Project Number: 0204090 **Report Date:** 01/26/22

Method Blank Analysis
Batch Quality Control

Analytical Method: 1,8260C
Analytical Date: 01/19/22 08:37
Analyst: PD

Parameter	Result	Qualifier	Units	RL	MDL
Volatile Organics by GC/MS - Westborough Lab for sample(s): 15 Batch: WG1595955-5					
Methylene chloride	ND		ug/l	2.5	0.70
1,1-Dichloroethane	ND		ug/l	2.5	0.70
Chloroform	ND		ug/l	2.5	0.70
Carbon tetrachloride	ND		ug/l	0.50	0.13
1,2-Dichloropropane	ND		ug/l	1.0	0.14
Dibromochloromethane	ND		ug/l	0.50	0.15
1,1,2-Trichloroethane	ND		ug/l	1.5	0.50
Tetrachloroethene	ND		ug/l	0.50	0.18
Chlorobenzene	ND		ug/l	2.5	0.70
Trichlorofluoromethane	ND		ug/l	2.5	0.70
1,2-Dichloroethane	ND		ug/l	0.50	0.13
1,1,1-Trichloroethane	ND		ug/l	2.5	0.70
Bromodichloromethane	ND		ug/l	0.50	0.19
trans-1,3-Dichloropropene	ND		ug/l	0.50	0.16
cis-1,3-Dichloropropene	ND		ug/l	0.50	0.14
1,3-Dichloropropene, Total	ND		ug/l	0.50	0.14
1,1-Dichloropropene	ND		ug/l	2.5	0.70
Bromoform	ND		ug/l	2.0	0.65
1,1,2,2-Tetrachloroethane	ND		ug/l	0.50	0.17
Benzene	ND		ug/l	0.50	0.16
Toluene	ND		ug/l	2.5	0.70
Ethylbenzene	ND		ug/l	2.5	0.70
Chloromethane	ND		ug/l	2.5	0.70
Bromomethane	ND		ug/l	2.5	0.70
Vinyl chloride	ND		ug/l	1.0	0.07
Chloroethane	ND		ug/l	2.5	0.70
1,1-Dichloroethene	ND		ug/l	0.50	0.17
trans-1,2-Dichloroethene	ND		ug/l	2.5	0.70
Trichloroethene	ND		ug/l	0.50	0.18

Project Name: PHASE II 169 THIRD AVE **Lab Number:** L2202719

Project Number: 0204090 **Report Date:** 01/26/22

Method Blank Analysis
Batch Quality Control

Analytical Method: 1,8260C
Analytical Date: 01/19/22 08:37
Analyst: PD

Parameter	Result	Qualifier	Units	RL	MDL
Volatile Organics by GC/MS - Westborough Lab for sample(s): 15 Batch: WG1595955-5					
1,2-Dichlorobenzene	ND		ug/l	2.5	0.70
1,3-Dichlorobenzene	ND		ug/l	2.5	0.70
1,4-Dichlorobenzene	ND		ug/l	2.5	0.70
Methyl tert butyl ether	ND		ug/l	2.5	0.70
p/m-Xylene	ND		ug/l	2.5	0.70
o-Xylene	ND		ug/l	2.5	0.70
Xylenes, Total	ND		ug/l	2.5	0.70
cis-1,2-Dichloroethene	ND		ug/l	2.5	0.70
1,2-Dichloroethene, Total	ND		ug/l	2.5	0.70
Dibromomethane	ND		ug/l	5.0	1.0
1,2,3-Trichloropropane	ND		ug/l	2.5	0.70
Acrylonitrile	ND		ug/l	5.0	1.5
Styrene	ND		ug/l	2.5	0.70
Dichlorodifluoromethane	ND		ug/l	5.0	1.0
Acetone	ND		ug/l	5.0	1.5
Carbon disulfide	ND		ug/l	5.0	1.0
2-Butanone	ND		ug/l	5.0	1.9
Vinyl acetate	ND		ug/l	5.0	1.0
4-Methyl-2-pentanone	ND		ug/l	5.0	1.0
2-Hexanone	ND		ug/l	5.0	1.0
Bromochloromethane	ND		ug/l	2.5	0.70
2,2-Dichloropropane	ND		ug/l	2.5	0.70
1,2-Dibromoethane	ND		ug/l	2.0	0.65
1,3-Dichloropropane	ND		ug/l	2.5	0.70
1,1,1,2-Tetrachloroethane	ND		ug/l	2.5	0.70
Bromobenzene	ND		ug/l	2.5	0.70
n-Butylbenzene	ND		ug/l	2.5	0.70
sec-Butylbenzene	ND		ug/l	2.5	0.70
tert-Butylbenzene	ND		ug/l	2.5	0.70

Project Name: PHASE II 169 THIRD AVE **Lab Number:** L2202719

Project Number: 0204090 **Report Date:** 01/26/22

Method Blank Analysis
Batch Quality Control

Analytical Method: 1,8260C
Analytical Date: 01/19/22 08:37
Analyst: PD

Parameter	Result	Qualifier	Units	RL	MDL
Volatile Organics by GC/MS - Westborough Lab for sample(s): 15 Batch: WG1595955-5					
o-Chlorotoluene	ND		ug/l	2.5	0.70
p-Chlorotoluene	ND		ug/l	2.5	0.70
1,2-Dibromo-3-chloropropane	ND		ug/l	2.5	0.70
Hexachlorobutadiene	ND		ug/l	2.5	0.70
Isopropylbenzene	ND		ug/l	2.5	0.70
p-Isopropyltoluene	ND		ug/l	2.5	0.70
Naphthalene	ND		ug/l	2.5	0.70
n-Propylbenzene	ND		ug/l	2.5	0.70
1,2,3-Trichlorobenzene	ND		ug/l	2.5	0.70
1,2,4-Trichlorobenzene	ND		ug/l	2.5	0.70
1,3,5-Trimethylbenzene	ND		ug/l	2.5	0.70
1,2,4-Trimethylbenzene	ND		ug/l	2.5	0.70
1,4-Dioxane	ND		ug/l	250	61.
p-Diethylbenzene	ND		ug/l	2.0	0.70
p-Ethyltoluene	ND		ug/l	2.0	0.70
1,2,4,5-Tetramethylbenzene	ND		ug/l	2.0	0.54
Ethyl ether	ND		ug/l	2.5	0.70
trans-1,4-Dichloro-2-butene	ND		ug/l	2.5	0.70

Surrogate	%Recovery	Qualifier	Acceptance Criteria
1,2-Dichloroethane-d4	110		70-130
Toluene-d8	97		70-130
4-Bromofluorobenzene	100		70-130
Dibromofluoromethane	116		70-130

Project Name: PHASE II 169 THIRD AVE **Lab Number:** L2202719

Project Number: 0204090 **Report Date:** 01/26/22

Method Blank Analysis
Batch Quality Control

Analytical Method: 1,8260C
Analytical Date: 01/20/22 07:29
Analyst: MV

Parameter	Result	Qualifier	Units	RL	MDL
Volatile Organics by EPA 5035 Low - Westborough Lab for sample(s): 07 Batch: WG1596291-5					
Methylene chloride	ND		ug/kg	5.0	2.3
1,1-Dichloroethane	ND		ug/kg	1.0	0.14
Chloroform	ND		ug/kg	1.5	0.14
Carbon tetrachloride	ND		ug/kg	1.0	0.23
1,2-Dichloropropane	ND		ug/kg	1.0	0.12
Dibromochloromethane	ND		ug/kg	1.0	0.14
1,1,2-Trichloroethane	ND		ug/kg	1.0	0.27
Tetrachloroethene	ND		ug/kg	0.50	0.20
Chlorobenzene	ND		ug/kg	0.50	0.13
Trichlorofluoromethane	ND		ug/kg	4.0	0.70
1,2-Dichloroethane	ND		ug/kg	1.0	0.26
1,1,1-Trichloroethane	ND		ug/kg	0.50	0.17
Bromodichloromethane	ND		ug/kg	0.50	0.11
trans-1,3-Dichloropropene	ND		ug/kg	1.0	0.27
cis-1,3-Dichloropropene	ND		ug/kg	0.50	0.16
1,3-Dichloropropene, Total	ND		ug/kg	0.50	0.16
1,1-Dichloropropene	ND		ug/kg	0.50	0.16
Bromoform	ND		ug/kg	4.0	0.25
1,1,2,2-Tetrachloroethane	ND		ug/kg	0.50	0.17
Benzene	ND		ug/kg	0.50	0.17
Toluene	ND		ug/kg	1.0	0.54
Ethylbenzene	ND		ug/kg	1.0	0.14
Chloromethane	ND		ug/kg	4.0	0.93
Bromomethane	ND		ug/kg	2.0	0.58
Vinyl chloride	ND		ug/kg	1.0	0.34
Chloroethane	ND		ug/kg	2.0	0.45
1,1-Dichloroethene	ND		ug/kg	1.0	0.24
trans-1,2-Dichloroethene	ND		ug/kg	1.5	0.14
Trichloroethene	ND		ug/kg	0.50	0.14

Project Name: PHASE II 169 THIRD AVE **Lab Number:** L2202719

Project Number: 0204090 **Report Date:** 01/26/22

Method Blank Analysis
Batch Quality Control

Analytical Method: 1,8260C
Analytical Date: 01/20/22 07:29
Analyst: MV

Parameter	Result	Qualifier	Units	RL	MDL
Volatile Organics by EPA 5035 Low - Westborough Lab for sample(s): 07 Batch: WG1596291-5					
1,2-Dichlorobenzene	ND		ug/kg	2.0	0.14
1,3-Dichlorobenzene	ND		ug/kg	2.0	0.15
1,4-Dichlorobenzene	ND		ug/kg	2.0	0.17
Methyl tert butyl ether	ND		ug/kg	2.0	0.20
p/m-Xylene	ND		ug/kg	2.0	0.56
o-Xylene	ND		ug/kg	1.0	0.29
Xylenes, Total	ND		ug/kg	1.0	0.29
cis-1,2-Dichloroethene	ND		ug/kg	1.0	0.18
1,2-Dichloroethene, Total	ND		ug/kg	1.0	0.14
Dibromomethane	ND		ug/kg	2.0	0.24
Styrene	ND		ug/kg	1.0	0.20
Dichlorodifluoromethane	ND		ug/kg	10	0.92
Acetone	ND		ug/kg	10	4.8
Carbon disulfide	ND		ug/kg	10	4.6
2-Butanone	ND		ug/kg	10	2.2
Vinyl acetate	ND		ug/kg	10	2.2
4-Methyl-2-pentanone	ND		ug/kg	10	1.3
1,2,3-Trichloropropane	ND		ug/kg	2.0	0.13
2-Hexanone	ND		ug/kg	10	1.2
Bromochloromethane	ND		ug/kg	2.0	0.20
2,2-Dichloropropane	ND		ug/kg	2.0	0.20
1,2-Dibromoethane	ND		ug/kg	1.0	0.28
1,3-Dichloropropane	ND		ug/kg	2.0	0.17
1,1,1,2-Tetrachloroethane	ND		ug/kg	0.50	0.13
Bromobenzene	ND		ug/kg	2.0	0.14
n-Butylbenzene	ND		ug/kg	1.0	0.17
sec-Butylbenzene	ND		ug/kg	1.0	0.15
tert-Butylbenzene	ND		ug/kg	2.0	0.12
o-Chlorotoluene	ND		ug/kg	2.0	0.19

Project Name: PHASE II 169 THIRD AVE **Lab Number:** L2202719

Project Number: 0204090 **Report Date:** 01/26/22

Method Blank Analysis
Batch Quality Control

Analytical Method: 1,8260C
Analytical Date: 01/20/22 07:29
Analyst: MV

Parameter	Result	Qualifier	Units	RL	MDL
Volatile Organics by EPA 5035 Low - Westborough Lab for sample(s): 07 Batch: WG1596291-5					
p-Chlorotoluene	ND		ug/kg	2.0	0.11
1,2-Dibromo-3-chloropropane	ND		ug/kg	3.0	1.0
Hexachlorobutadiene	ND		ug/kg	4.0	0.17
Isopropylbenzene	ND		ug/kg	1.0	0.11
p-Isopropyltoluene	ND		ug/kg	1.0	0.11
Naphthalene	ND		ug/kg	4.0	0.65
Acrylonitrile	ND		ug/kg	4.0	1.2
n-Propylbenzene	ND		ug/kg	1.0	0.17
1,2,3-Trichlorobenzene	ND		ug/kg	2.0	0.32
1,2,4-Trichlorobenzene	ND		ug/kg	2.0	0.27
1,3,5-Trimethylbenzene	ND		ug/kg	2.0	0.19
1,2,4-Trimethylbenzene	ND		ug/kg	2.0	0.33
1,4-Dioxane	ND		ug/kg	80	35.
p-Diethylbenzene	ND		ug/kg	2.0	0.18
p-Ethyltoluene	ND		ug/kg	2.0	0.38
1,2,4,5-Tetramethylbenzene	ND		ug/kg	2.0	0.19
Ethyl ether	ND		ug/kg	2.0	0.34
trans-1,4-Dichloro-2-butene	ND		ug/kg	5.0	1.4

Surrogate	%Recovery	Qualifier	Acceptance Criteria
1,2-Dichloroethane-d4	106		70-130
Toluene-d8	103		70-130
4-Bromofluorobenzene	99		70-130
Dibromofluoromethane	99		70-130

Project Name: PHASE II 169 THIRD AVE **Lab Number:** L2202719

Project Number: 0204090 **Report Date:** 01/26/22

Method Blank Analysis
Batch Quality Control

Analytical Method: 1,8260C
Analytical Date: 01/19/22 19:56
Analyst: KJD

Parameter	Result	Qualifier	Units	RL	MDL
Volatile Organics by EPA 5035 Low - Westborough Lab for sample(s): 01,10-11 Batch: WG1596296-5					
Methylene chloride	ND		ug/kg	5.0	2.3
1,1-Dichloroethane	ND		ug/kg	1.0	0.14
Chloroform	ND		ug/kg	1.5	0.14
Carbon tetrachloride	ND		ug/kg	1.0	0.23
1,2-Dichloropropane	ND		ug/kg	1.0	0.12
Dibromochloromethane	ND		ug/kg	1.0	0.14
1,1,2-Trichloroethane	ND		ug/kg	1.0	0.27
Tetrachloroethene	ND		ug/kg	0.50	0.20
Chlorobenzene	ND		ug/kg	0.50	0.13
Trichlorofluoromethane	ND		ug/kg	4.0	0.70
1,2-Dichloroethane	ND		ug/kg	1.0	0.26
1,1,1-Trichloroethane	ND		ug/kg	0.50	0.17
Bromodichloromethane	ND		ug/kg	0.50	0.11
trans-1,3-Dichloropropene	ND		ug/kg	1.0	0.27
cis-1,3-Dichloropropene	ND		ug/kg	0.50	0.16
1,3-Dichloropropene, Total	ND		ug/kg	0.50	0.16
1,1-Dichloropropene	ND		ug/kg	0.50	0.16
Bromoform	ND		ug/kg	4.0	0.25
1,1,2,2-Tetrachloroethane	ND		ug/kg	0.50	0.17
Benzene	ND		ug/kg	0.50	0.17
Toluene	ND		ug/kg	1.0	0.54
Ethylbenzene	ND		ug/kg	1.0	0.14
Chloromethane	ND		ug/kg	4.0	0.93
Bromomethane	0.80	J	ug/kg	2.0	0.58
Vinyl chloride	ND		ug/kg	1.0	0.34
Chloroethane	ND		ug/kg	2.0	0.45
1,1-Dichloroethene	ND		ug/kg	1.0	0.24
trans-1,2-Dichloroethene	ND		ug/kg	1.5	0.14
Trichloroethene	ND		ug/kg	0.50	0.14

Project Name: PHASE II 169 THIRD AVE **Lab Number:** L2202719

Project Number: 0204090 **Report Date:** 01/26/22

Method Blank Analysis
Batch Quality Control

Analytical Method: 1,8260C
Analytical Date: 01/19/22 19:56
Analyst: KJD

Parameter	Result	Qualifier	Units	RL	MDL
Volatile Organics by EPA 5035 Low - Westborough Lab for sample(s): 01,10-11 Batch: WG1596296-5					
1,2-Dichlorobenzene	ND		ug/kg	2.0	0.14
1,3-Dichlorobenzene	ND		ug/kg	2.0	0.15
1,4-Dichlorobenzene	ND		ug/kg	2.0	0.17
Methyl tert butyl ether	ND		ug/kg	2.0	0.20
p/m-Xylene	ND		ug/kg	2.0	0.56
o-Xylene	ND		ug/kg	1.0	0.29
Xylenes, Total	ND		ug/kg	1.0	0.29
cis-1,2-Dichloroethene	ND		ug/kg	1.0	0.18
1,2-Dichloroethene, Total	ND		ug/kg	1.0	0.14
Dibromomethane	ND		ug/kg	2.0	0.24
Styrene	ND		ug/kg	1.0	0.20
Dichlorodifluoromethane	ND		ug/kg	10	0.92
Acetone	ND		ug/kg	10	4.8
Carbon disulfide	ND		ug/kg	10	4.6
2-Butanone	ND		ug/kg	10	2.2
Vinyl acetate	ND		ug/kg	10	2.2
4-Methyl-2-pentanone	ND		ug/kg	10	1.3
1,2,3-Trichloropropane	ND		ug/kg	2.0	0.13
2-Hexanone	ND		ug/kg	10	1.2
Bromochloromethane	ND		ug/kg	2.0	0.20
2,2-Dichloropropane	ND		ug/kg	2.0	0.20
1,2-Dibromoethane	ND		ug/kg	1.0	0.28
1,3-Dichloropropane	ND		ug/kg	2.0	0.17
1,1,1,2-Tetrachloroethane	ND		ug/kg	0.50	0.13
Bromobenzene	ND		ug/kg	2.0	0.14
n-Butylbenzene	ND		ug/kg	1.0	0.17
sec-Butylbenzene	ND		ug/kg	1.0	0.15
tert-Butylbenzene	ND		ug/kg	2.0	0.12
o-Chlorotoluene	ND		ug/kg	2.0	0.19

Project Name: PHASE II 169 THIRD AVE **Lab Number:** L2202719

Project Number: 0204090 **Report Date:** 01/26/22

Method Blank Analysis
Batch Quality Control

Analytical Method: 1,8260C
Analytical Date: 01/19/22 19:56
Analyst: KJD

Parameter	Result	Qualifier	Units	RL	MDL
Volatile Organics by EPA 5035 Low - Westborough Lab for sample(s): 01,10-11 Batch: WG1596296-5					
p-Chlorotoluene	ND		ug/kg	2.0	0.11
1,2-Dibromo-3-chloropropane	ND		ug/kg	3.0	1.0
Hexachlorobutadiene	ND		ug/kg	4.0	0.17
Isopropylbenzene	ND		ug/kg	1.0	0.11
p-Isopropyltoluene	ND		ug/kg	1.0	0.11
Naphthalene	ND		ug/kg	4.0	0.65
Acrylonitrile	ND		ug/kg	4.0	1.2
n-Propylbenzene	ND		ug/kg	1.0	0.17
1,2,3-Trichlorobenzene	ND		ug/kg	2.0	0.32
1,2,4-Trichlorobenzene	ND		ug/kg	2.0	0.27
1,3,5-Trimethylbenzene	ND		ug/kg	2.0	0.19
1,2,4-Trimethylbenzene	ND		ug/kg	2.0	0.33
1,4-Dioxane	ND		ug/kg	80	35.
p-Diethylbenzene	ND		ug/kg	2.0	0.18
p-Ethyltoluene	ND		ug/kg	2.0	0.38
1,2,4,5-Tetramethylbenzene	ND		ug/kg	2.0	0.19
Ethyl ether	ND		ug/kg	2.0	0.34
trans-1,4-Dichloro-2-butene	ND		ug/kg	5.0	1.4

Surrogate	%Recovery	Qualifier	Acceptance Criteria
1,2-Dichloroethane-d4	100		70-130
Toluene-d8	98		70-130
4-Bromofluorobenzene	102		70-130
Dibromofluoromethane	100		70-130

Lab Control Sample Analysis
Batch Quality Control

Project Name: PHASE II 169 THIRD AVE
Project Number: 0204090

Lab Number: L2202719
Report Date: 01/26/22

Parameter	LCS %Recovery	Qual	LCSD %Recovery	Qual	%Recovery Limits	RPD	Qual	RPD Limits
Volatile Organics by EPA 5035 Low - Westborough Lab Associated sample(s): 02-06,08-09,12-14 Batch: WG1595915-3 WG1595915-4								
Methylene chloride	91		90		70-130	1		30
1,1-Dichloroethane	101		101		70-130	0		30
Chloroform	98		98		70-130	0		30
Carbon tetrachloride	95		95		70-130	0		30
1,2-Dichloropropane	103		104		70-130	1		30
Dibromochloromethane	101		103		70-130	2		30
1,1,2-Trichloroethane	103		105		70-130	2		30
Tetrachloroethene	98		96		70-130	2		30
Chlorobenzene	98		98		70-130	0		30
Trichlorofluoromethane	101		100		70-139	1		30
1,2-Dichloroethane	103		104		70-130	1		30
1,1,1-Trichloroethane	99		99		70-130	0		30
Bromodichloromethane	100		101		70-130	1		30
trans-1,3-Dichloropropene	104		104		70-130	0		30
cis-1,3-Dichloropropene	104		104		70-130	0		30
1,1-Dichloropropene	102		102		70-130	0		30
Bromoform	97		98		70-130	1		30
1,1,2,2-Tetrachloroethane	106		105		70-130	1		30
Benzene	98		98		70-130	0		30
Toluene	98		98		70-130	0		30
Ethylbenzene	101		99		70-130	2		30
Chloromethane	107		105		52-130	2		30
Bromomethane	112		116		57-147	4		30

Lab Control Sample Analysis
Batch Quality Control

Project Name: PHASE II 169 THIRD AVE
Project Number: 0204090

Lab Number: L2202719
Report Date: 01/26/22

Parameter	LCS %Recovery	Qual	LCSD %Recovery	Qual	%Recovery Limits	RPD	Qual	RPD Limits
Volatile Organics by EPA 5035 Low - Westborough Lab Associated sample(s): 02-06,08-09,12-14 Batch: WG1595915-3 WG1595915-4								
Vinyl chloride	101		100		67-130	1		30
Chloroethane	102		100		50-151	2		30
1,1-Dichloroethene	94		93		65-135	1		30
trans-1,2-Dichloroethene	96		95		70-130	1		30
Trichloroethene	99		98		70-130	1		30
1,2-Dichlorobenzene	102		100		70-130	2		30
1,3-Dichlorobenzene	104		101		70-130	3		30
1,4-Dichlorobenzene	101		100		70-130	1		30
Methyl tert butyl ether	97		97		66-130	0		30
p/m-Xylene	102		100		70-130	2		30
o-Xylene	101		100		70-130	1		30
cis-1,2-Dichloroethene	96		96		70-130	0		30
Dibromomethane	99		100		70-130	1		30
Styrene	101		101		70-130	0		30
Dichlorodifluoromethane	109		106		30-146	3		30
Acetone	62		68		54-140	9		30
Carbon disulfide	90		90		59-130	0		30
2-Butanone	75		75		70-130	0		30
Vinyl acetate	105		106		70-130	1		30
4-Methyl-2-pentanone	98		99		70-130	1		30
1,2,3-Trichloropropane	104		102		68-130	2		30
2-Hexanone	90		91		70-130	1		30
Bromochloromethane	92		93		70-130	1		30

Lab Control Sample Analysis
Batch Quality Control

Project Name: PHASE II 169 THIRD AVE
Project Number: 0204090

Lab Number: L2202719
Report Date: 01/26/22

Parameter	LCS %Recovery	Qual	LCSD %Recovery	Qual	%Recovery Limits	RPD	Qual	RPD Limits
Volatile Organics by EPA 5035 Low - Westborough Lab Associated sample(s): 02-06,08-09,12-14 Batch: WG1595915-3 WG1595915-4								
2,2-Dichloropropane	97		96		70-130	1		30
1,2-Dibromoethane	96		96		70-130	0		30
1,3-Dichloropropane	104		103		69-130	1		30
1,1,1,2-Tetrachloroethane	98		99		70-130	1		30
Bromobenzene	98		98		70-130	0		30
n-Butylbenzene	117		111		70-130	5		30
sec-Butylbenzene	107		103		70-130	4		30
tert-Butylbenzene	104		100		70-130	4		30
o-Chlorotoluene	88		86		70-130	2		30
p-Chlorotoluene	107		104		70-130	3		30
1,2-Dibromo-3-chloropropane	82		86		68-130	5		30
Hexachlorobutadiene	94		92		67-130	2		30
Isopropylbenzene	105		102		70-130	3		30
p-Isopropyltoluene	108		104		70-130	4		30
Naphthalene	92		94		70-130	2		30
Acrylonitrile	104		106		70-130	2		30
n-Propylbenzene	110		107		70-130	3		30
1,2,3-Trichlorobenzene	93		93		70-130	0		30
1,2,4-Trichlorobenzene	100		99		70-130	1		30
1,3,5-Trimethylbenzene	105		102		70-130	3		30
1,2,4-Trimethylbenzene	106		102		70-130	4		30
1,4-Dioxane	110		94		65-136	16		30
p-Diethylbenzene	112		108		70-130	4		30

Lab Control Sample Analysis
Batch Quality Control

Project Name: PHASE II 169 THIRD AVE
Project Number: 0204090
Lab Number: L2202719
Report Date: 01/26/22

Parameter	LCS %Recovery	Qual	LCSD %Recovery	Qual	%Recovery Limits	RPD	Qual	RPD Limits
Volatile Organics by EPA 5035 Low - Westborough Lab Associated sample(s): 02-06,08-09,12-14 Batch: WG1595915-3 WG1595915-4								
p-Ethyltoluene	110		106		70-130	4		30
1,2,4,5-Tetramethylbenzene	106		103		70-130	3		30
Ethyl ether	100		101		67-130	1		30
trans-1,4-Dichloro-2-butene	108		110		70-130	2		30

Surrogate	LCS %Recovery	Qual	LCSD %Recovery	Qual	Acceptance Criteria
1,2-Dichloroethane-d4	104		105		70-130
Toluene-d8	104		103		70-130
4-Bromofluorobenzene	104		103		70-130
Dibromofluoromethane	98		99		70-130

Lab Control Sample Analysis
Batch Quality Control

Project Name: PHASE II 169 THIRD AVE
Project Number: 0204090
Lab Number: L2202719
Report Date: 01/26/22

Parameter	LCS %Recovery	Qual	LCSD %Recovery	Qual	%Recovery Limits	RPD	Qual	RPD Limits
Volatile Organics by GC/MS - Westborough Lab Associated sample(s): 15 Batch: WG1595955-3 WG1595955-4								
Methylene chloride	110		110		70-130	0		20
1,1-Dichloroethane	110		120		70-130	9		20
Chloroform	110		110		70-130	0		20
Carbon tetrachloride	110		110		63-132	0		20
1,2-Dichloropropane	100		110		70-130	10		20
Dibromochloromethane	92		93		63-130	1		20
1,1,2-Trichloroethane	87		90		70-130	3		20
Tetrachloroethene	94		98		70-130	4		20
Chlorobenzene	97		100		75-130	3		20
Trichlorofluoromethane	110		120		62-150	9		20
1,2-Dichloroethane	110		110		70-130	0		20
1,1,1-Trichloroethane	100		110		67-130	10		20
Bromodichloromethane	100		100		67-130	0		20
trans-1,3-Dichloropropene	84		88		70-130	5		20
cis-1,3-Dichloropropene	97		99		70-130	2		20
1,1-Dichloropropene	100		100		70-130	0		20
Bromoform	81		84		54-136	4		20
1,1,2,2-Tetrachloroethane	95		99		67-130	4		20
Benzene	100		100		70-130	0		20
Toluene	96		100		70-130	4		20
Ethylbenzene	98		100		70-130	2		20
Chloromethane	130		**140**	Q	64-130	7		20
Bromomethane	41		48		39-139	16		20

Lab Control Sample Analysis
Batch Quality Control

Project Name: PHASE II 169 THIRD AVE
Project Number: 0204090

Lab Number: L2202719
Report Date: 01/26/22

Parameter	LCS %Recovery	Qual	LCSD %Recovery	Qual	%Recovery Limits	RPD	Qual	RPD Limits
Volatile Organics by GC/MS - Westborough Lab Associated sample(s): 15 Batch: WG1595955-3 WG1595955-4								
Vinyl chloride	110		110		55-140	0		20
Chloroethane	99		100		55-138	1		20
1,1-Dichloroethene	110		120		61-145	9		20
trans-1,2-Dichloroethene	110		110		70-130	0		20
Trichloroethene	99		100		70-130	1		20
1,2-Dichlorobenzene	98		100		70-130	2		20
1,3-Dichlorobenzene	99		100		70-130	1		20
1,4-Dichlorobenzene	97		100		70-130	3		20
Methyl tert butyl ether	83		85		63-130	2		20
p/m-Xylene	100		105		70-130	5		20
o-Xylene	100		100		70-130	0		20
cis-1,2-Dichloroethene	110		110		70-130	0		20
Dibromomethane	100		100		70-130	0		20
1,2,3-Trichloropropane	88		94		64-130	7		20
Acrylonitrile	130		130		70-130	0		20
Styrene	95		100		70-130	5		20
Dichlorodifluoromethane	120		120		36-147	0		20
Acetone	120		130		58-148	8		20
Carbon disulfide	120		120		51-130	0		20
2-Butanone	110		98		63-138	12		20
Vinyl acetate	120		120		70-130	0		20
4-Methyl-2-pentanone	78		81		59-130	4		20
2-Hexanone	96		94		57-130	2		20

Lab Control Sample Analysis
Batch Quality Control

Project Name: PHASE II 169 THIRD AVE
Project Number: 0204090
Lab Number: L2202719
Report Date: 01/26/22

Parameter	LCS %Recovery	Qual	LCSD %Recovery	Qual	%Recovery Limits	RPD	Qual	RPD Limits
Volatile Organics by GC/MS - Westborough Lab Associated sample(s): 15 Batch: WG1595955-3 WG1595955-4								
Bromochloromethane	110		110		70-130	0		20
2,2-Dichloropropane	110		120		63-133	9		20
1,2-Dibromoethane	88		89		70-130	1		20
1,3-Dichloropropane	85		88		70-130	3		20
1,1,1,2-Tetrachloroethane	88		93		64-130	6		20
Bromobenzene	95		100		70-130	5		20
n-Butylbenzene	98		100		53-136	2		20
sec-Butylbenzene	100		110		70-130	10		20
tert-Butylbenzene	100		110		70-130	10		20
o-Chlorotoluene	99		100		70-130	1		20
p-Chlorotoluene	98		100		70-130	2		20
1,2-Dibromo-3-chloropropane	84		88		41-144	5		20
Hexachlorobutadiene	96		100		63-130	4		20
Isopropylbenzene	97		100		70-130	3		20
p-Isopropyltoluene	95		100		70-130	5		20
Naphthalene	88		94		70-130	7		20
n-Propylbenzene	99		100		69-130	1		20
1,2,3-Trichlorobenzene	89		96		70-130	8		20
1,2,4-Trichlorobenzene	88		94		70-130	7		20
1,3,5-Trimethylbenzene	92		97		64-130	5		20
1,2,4-Trimethylbenzene	91		96		70-130	5		20
1,4-Dioxane	94		102		56-162	8		20
p-Diethylbenzene	95		99		70-130	4		20

Lab Control Sample Analysis
Batch Quality Control

Project Name: PHASE II 169 THIRD AVE
Project Number: 0204090
Lab Number: L2202719
Report Date: 01/26/22

Parameter	LCS %Recovery	Qual	LCSD %Recovery	Qual	%Recovery Limits	RPD	Qual	RPD Limits
Volatile Organics by GC/MS - Westborough Lab Associated sample(s): 15 Batch: WG1595955-3 WG1595955-4								
p-Ethyltoluene	98		100		70-130	2		20
1,2,4,5-Tetramethylbenzene	90		94		70-130	4		20
Ethyl ether	95		100		59-134	5		20
trans-1,4-Dichloro-2-butene	100		100		70-130	0		20

Surrogate	LCS %Recovery	Qual	LCSD %Recovery	Qual	Acceptance Criteria
1,2-Dichloroethane-d4	106		105		70-130
Toluene-d8	98		99		70-130
4-Bromofluorobenzene	100		101		70-130
Dibromofluoromethane	107		109		70-130

Lab Control Sample Analysis
Batch Quality Control

Project Name: PHASE II 169 THIRD AVE
Project Number: 0204090
Lab Number: L2202719
Report Date: 01/26/22

Parameter	LCS %Recovery	Qual	LCSD %Recovery	Qual	%Recovery Limits	RPD	Qual	RPD Limits
Volatile Organics by EPA 5035 Low - Westborough Lab Associated sample(s): 07 Batch: WG1596291-3 WG1596291-4								
Methylene chloride	84		84		70-130	0		30
1,1-Dichloroethane	95		96		70-130	1		30
Chloroform	90		92		70-130	2		30
Carbon tetrachloride	87		90		70-130	3		30
1,2-Dichloropropane	97		98		70-130	1		30
Dibromochloromethane	95		95		70-130	0		30
1,1,2-Trichloroethane	95		94		70-130	1		30
Tetrachloroethene	89		91		70-130	2		30
Chlorobenzene	91		92		70-130	1		30
Trichlorofluoromethane	92		96		70-139	4		30
1,2-Dichloroethane	96		95		70-130	1		30
1,1,1-Trichloroethane	91		93		70-130	2		30
Bromodichloromethane	93		94		70-130	1		30
trans-1,3-Dichloropropene	96		96		70-130	0		30
cis-1,3-Dichloropropene	98		98		70-130	0		30
1,1-Dichloropropene	93		96		70-130	3		30
Bromoform	90		89		70-130	1		30
1,1,2,2-Tetrachloroethane	97		94		70-130	3		30
Benzene	91		92		70-130	1		30
Toluene	90		92		70-130	2		30
Ethylbenzene	92		93		70-130	1		30
Chloromethane	102		102		52-130	0		30
Bromomethane	103		110		57-147	7		30

Lab Control Sample Analysis
Batch Quality Control

Project Name: PHASE II 169 THIRD AVE
Project Number: 0204090

Lab Number: L2202719
Report Date: 01/26/22

Parameter	LCS %Recovery	Qual	LCSD %Recovery	Qual	%Recovery Limits	RPD	Qual	RPD Limits
Volatile Organics by EPA 5035 Low - Westborough Lab Associated sample(s): 07 Batch: WG1596291-3 WG1596291-4								
Vinyl chloride	97		97		67-130	0		30
Chloroethane	96		97		50-151	1		30
1,1-Dichloroethene	87		89		65-135	2		30
trans-1,2-Dichloroethene	90		91		70-130	1		30
Trichloroethene	91		92		70-130	1		30
1,2-Dichlorobenzene	91		92		70-130	1		30
1,3-Dichlorobenzene	94		95		70-130	1		30
1,4-Dichlorobenzene	91		94		70-130	3		30
Methyl tert butyl ether	89		87		66-130	2		30
p/m-Xylene	93		94		70-130	1		30
o-Xylene	93		94		70-130	1		30
cis-1,2-Dichloroethene	88		90		70-130	2		30
Dibromomethane	93		91		70-130	2		30
Styrene	93		94		70-130	1		30
Dichlorodifluoromethane	100		101		30-146	1		30
Acetone	62		57		54-140	8		30
Carbon disulfide	85		86		59-130	1		30
2-Butanone	**68**	Q	**66**	Q	70-130	3		30
Vinyl acetate	99		97		70-130	2		30
4-Methyl-2-pentanone	89		86		70-130	3		30
1,2,3-Trichloropropane	95		92		68-130	3		30
2-Hexanone	80		76		70-130	5		30
Bromochloromethane	86		85		70-130	1		30

Lab Control Sample Analysis
Batch Quality Control

Project Name: PHASE II 169 THIRD AVE
Project Number: 0204090
Lab Number: L2202719
Report Date: 01/26/22

Parameter	LCS %Recovery	Qual	LCSD %Recovery	Qual	%Recovery Limits	RPD	Qual	RPD Limits
Volatile Organics by EPA 5035 Low - Westborough Lab Associated sample(s): 07 Batch: WG1596291-3 WG1596291-4								
2,2-Dichloropropane	89		92		70-130	3		30
1,2-Dibromoethane	87		85		70-130	2		30
1,3-Dichloropropane	96		95		69-130	1		30
1,1,1,2-Tetrachloroethane	91		92		70-130	1		30
Bromobenzene	90		90		70-130	0		30
n-Butylbenzene	104		106		70-130	2		30
sec-Butylbenzene	95		98		70-130	3		30
tert-Butylbenzene	92		94		70-130	2		30
o-Chlorotoluene	80		81		70-130	1		30
p-Chlorotoluene	95		98		70-130	3		30
1,2-Dibromo-3-chloropropane	78		76		68-130	3		30
Hexachlorobutadiene	84		87		67-130	4		30
Isopropylbenzene	94		96		70-130	2		30
p-Isopropyltoluene	96		98		70-130	2		30
Naphthalene	84		82		70-130	2		30
Acrylonitrile	94		89		70-130	5		30
n-Propylbenzene	98		101		70-130	3		30
1,2,3-Trichlorobenzene	84		84		70-130	0		30
1,2,4-Trichlorobenzene	91		91		70-130	0		30
1,3,5-Trimethylbenzene	93		95		70-130	2		30
1,2,4-Trimethylbenzene	94		95		70-130	1		30
1,4-Dioxane	91		83		65-136	9		30
p-Diethylbenzene	100		101		70-130	1		30

Lab Control Sample Analysis
Batch Quality Control

Project Name: PHASE II 169 THIRD AVE
Project Number: 0204090
Lab Number: L2202719
Report Date: 01/26/22

Parameter	LCS %Recovery	Qual	LCSD %Recovery	Qual	%Recovery Limits	RPD	Qual	RPD Limits
Volatile Organics by EPA 5035 Low - Westborough Lab Associated sample(s): 07 Batch: WG1596291-3 WG1596291-4								
p-Ethyltoluene	98		100		70-130	2		30
1,2,4,5-Tetramethylbenzene	95		96		70-130	1		30
Ethyl ether	93		90		67-130	3		30
trans-1,4-Dichloro-2-butene	94		99		70-130	5		30

Surrogate	LCS %Recovery	Qual	LCSD %Recovery	Qual	Acceptance Criteria
1,2-Dichloroethane-d4	105		105		70-130
Toluene-d8	104		104		70-130
4-Bromofluorobenzene	102		101		70-130
Dibromofluoromethane	100		99		70-130

Lab Control Sample Analysis
Batch Quality Control

Project Name: PHASE II 169 THIRD AVE
Project Number: 0204090

Lab Number: L2202719
Report Date: 01/26/22

Parameter	LCS %Recovery	Qual	LCSD %Recovery	Qual	%Recovery Limits	RPD	Qual	RPD Limits
Volatile Organics by EPA 5035 Low - Westborough Lab Associated sample(s): 01,10-11 Batch: WG1596296-3 WG1596296-4								
Methylene chloride	85		84		70-130	1		30
1,1-Dichloroethane	84		86		70-130	2		30
Chloroform	85		84		70-130	1		30
Carbon tetrachloride	87		89		70-130	2		30
1,2-Dichloropropane	87		87		70-130	0		30
Dibromochloromethane	91		95		70-130	4		30
1,1,2-Trichloroethane	90		93		70-130	3		30
Tetrachloroethene	84		87		70-130	4		30
Chlorobenzene	90		94		70-130	4		30
Trichlorofluoromethane	134		132		70-139	2		30
1,2-Dichloroethane	86		90		70-130	5		30
1,1,1-Trichloroethane	91		92		70-130	1		30
Bromodichloromethane	89		94		70-130	5		30
trans-1,3-Dichloropropene	82		87		70-130	6		30
cis-1,3-Dichloropropene	85		88		70-130	3		30
1,1-Dichloropropene	89		92		70-130	3		30
Bromoform	80		87		70-130	8		30
1,1,2,2-Tetrachloroethane	94		98		70-130	4		30
Benzene	90		92		70-130	2		30
Toluene	90		94		70-130	4		30
Ethylbenzene	89		93		70-130	4		30
Chloromethane	66		69		52-130	4		30
Bromomethane	108		111		57-147	3		30

Lab Control Sample Analysis
Batch Quality Control

Project Name: PHASE II 169 THIRD AVE
Project Number: 0204090

Lab Number: L2202719
Report Date: 01/26/22

Parameter	LCS %Recovery	Qual	LCSD %Recovery	Qual	%Recovery Limits	RPD	Qual	RPD Limits
Volatile Organics by EPA 5035 Low - Westborough Lab Associated sample(s): 01,10-11 Batch: WG1596296-3 WG1596296-4								
Vinyl chloride	89		98		67-130	10		30
Chloroethane	106		109		50-151	3		30
1,1-Dichloroethene	122		114		65-135	7		30
trans-1,2-Dichloroethene	88		87		70-130	1		30
Trichloroethene	96		96		70-130	0		30
1,2-Dichlorobenzene	89		91		70-130	2		30
1,3-Dichlorobenzene	88		91		70-130	3		30
1,4-Dichlorobenzene	90		91		70-130	1		30
Methyl tert butyl ether	85		84		66-130	1		30
p/m-Xylene	92		95		70-130	3		30
o-Xylene	93		96		70-130	3		30
cis-1,2-Dichloroethene	89		93		70-130	4		30
Dibromomethane	89		95		70-130	7		30
Styrene	92		94		70-130	2		30
Dichlorodifluoromethane	59		60		30-146	2		30
Acetone	86		86		54-140	0		30
Carbon disulfide	109		101		59-130	8		30
2-Butanone	78		79		70-130	1		30
Vinyl acetate	81		77		70-130	5		30
4-Methyl-2-pentanone	87		85		70-130	2		30
1,2,3-Trichloropropane	90		94		68-130	4		30
2-Hexanone	82		84		70-130	2		30
Bromochloromethane	93		94		70-130	1		30

Lab Control Sample Analysis
Batch Quality Control

Project Name: PHASE II 169 THIRD AVE
Project Number: 0204090

Lab Number: L2202719
Report Date: 01/26/22

Parameter	LCS %Recovery	Qual	LCSD %Recovery	Qual	%Recovery Limits	RPD	Qual	RPD Limits
Volatile Organics by EPA 5035 Low - Westborough Lab Associated sample(s): 01,10-11 Batch: WG1596296-3 WG1596296-4								
2,2-Dichloropropane	73		74		70-130	1		30
1,2-Dibromoethane	91		95		70-130	4		30
1,3-Dichloropropane	87		90		69-130	3		30
1,1,1,2-Tetrachloroethane	91		93		70-130	2		30
Bromobenzene	87		89		70-130	2		30
n-Butylbenzene	95		97		70-130	2		30
sec-Butylbenzene	94		97		70-130	3		30
tert-Butylbenzene	96		99		70-130	3		30
o-Chlorotoluene	89		94		70-130	5		30
p-Chlorotoluene	88		91		70-130	3		30
1,2-Dibromo-3-chloropropane	85		89		68-130	5		30
Hexachlorobutadiene	79		80		67-130	1		30
Isopropylbenzene	91		99		70-130	8		30
p-Isopropyltoluene	96		98		70-130	2		30
Naphthalene	89		93		70-130	4		30
Acrylonitrile	80		89		70-130	11		30
n-Propylbenzene	95		98		70-130	3		30
1,2,3-Trichlorobenzene	82		81		70-130	1		30
1,2,4-Trichlorobenzene	81		81		70-130	0		30
1,3,5-Trimethylbenzene	91		96		70-130	5		30
1,2,4-Trimethylbenzene	92		94		70-130	2		30
1,4-Dioxane	94		101		65-136	7		30
p-Diethylbenzene	92		96		70-130	4		30

Lab Control Sample Analysis
Batch Quality Control

Project Name: PHASE II 169 THIRD AVE
Project Number: 0204090
Lab Number: L2202719
Report Date: 01/26/22

Parameter	LCS %Recovery	Qual	LCSD %Recovery	Qual	%Recovery Limits	RPD	Qual	RPD Limits
Volatile Organics by EPA 5035 Low - Westborough Lab Associated sample(s): 01,10-11 Batch: WG1596296-3 WG1596296-4								
p-Ethyltoluene	92		94		70-130	2		30
1,2,4,5-Tetramethylbenzene	94		93		70-130	1		30
Ethyl ether	109		108		67-130	1		30
trans-1,4-Dichloro-2-butene	79		85		70-130	7		30

Surrogate	LCS %Recovery	Qual	LCSD %Recovery	Qual	Acceptance Criteria
1,2-Dichloroethane-d4	90		92		70-130
Toluene-d8	100		104		70-130
4-Bromofluorobenzene	93		95		70-130
Dibromofluoromethane	98		100		70-130

SEMIVOLATILES

Project Name: PHASE II 169 THIRD AVE
Project Number: 0204090
Lab Number: L2202719
Report Date: 01/26/22

SAMPLE RESULTS

Lab ID: L2202719-01
Client ID: SB-1 (0-2')
Sample Location: 169 3RD AVENUE, BROOKLYN, NY

Date Collected: 01/18/22 12:10
Date Received: 01/18/22
Field Prep: Not Specified

Sample Depth:
Matrix: Soil
Analytical Method: 1,8270D
Analytical Date: 01/20/22 18:19
Analyst: IM
Percent Solids: 90%

Extraction Method: EPA 3546
Extraction Date: 01/20/22 02:04

Parameter	Result	Qualifier	Units	RL	MDL	Dilution Factor
Semivolatile Organics by GC/MS - Westborough Lab						
Acenaphthene	710		ug/kg	140	19.	1
1,2,4-Trichlorobenzene	ND		ug/kg	180	21.	1
Hexachlorobenzene	ND		ug/kg	110	20.	1
Bis(2-chloroethyl)ether	ND		ug/kg	160	24.	1
2-Chloronaphthalene	ND		ug/kg	180	18.	1
1,2-Dichlorobenzene	ND		ug/kg	180	32.	1
1,3-Dichlorobenzene	ND		ug/kg	180	31.	1
1,4-Dichlorobenzene	ND		ug/kg	180	31.	1
3,3'-Dichlorobenzidine	ND		ug/kg	180	48.	1
2,4-Dinitrotoluene	ND		ug/kg	180	36.	1
2,6-Dinitrotoluene	ND		ug/kg	180	31.	1
Fluoranthene	17000	E	ug/kg	110	21.	1
4-Chlorophenyl phenyl ether	ND		ug/kg	180	19.	1
4-Bromophenyl phenyl ether	ND		ug/kg	180	28.	1
Bis(2-chloroisopropyl)ether	ND		ug/kg	220	31.	1
Bis(2-chloroethoxy)methane	ND		ug/kg	190	18.	1
Hexachlorobutadiene	ND		ug/kg	180	26.	1
Hexachlorocyclopentadiene	ND		ug/kg	520	160	1
Hexachloroethane	ND		ug/kg	140	29.	1
Isophorone	ND		ug/kg	160	23.	1
Naphthalene	340		ug/kg	180	22.	1
Nitrobenzene	ND		ug/kg	160	27.	1
NDPA/DPA	ND		ug/kg	140	20.	1
n-Nitrosodi-n-propylamine	ND		ug/kg	180	28.	1
Bis(2-ethylhexyl)phthalate	93	J	ug/kg	180	62.	1
Butyl benzyl phthalate	57	J	ug/kg	180	45.	1
Di-n-butylphthalate	ND		ug/kg	180	34.	1
Di-n-octylphthalate	ND		ug/kg	180	61.	1

Project Name: PHASE II 169 THIRD AVE **Lab Number:** L2202719

Project Number: 0204090 **Report Date:** 01/26/22

SAMPLE RESULTS

Lab ID: L2202719-01 Date Collected: 01/18/22 12:10

Client ID: SB-1 (0-2') Date Received: 01/18/22

Sample Location: 169 3RD AVENUE, BROOKLYN, NY Field Prep: Not Specified

Sample Depth:

Parameter	Result	Qualifier	Units	RL	MDL	Dilution Factor
Semivolatile Organics by GC/MS - Westborough Lab						
Diethyl phthalate	ND		ug/kg	180	17.	1
Dimethyl phthalate	ND		ug/kg	180	38.	1
Benzo(a)anthracene	11000	E	ug/kg	110	20.	1
Benzo(a)pyrene	11000	E	ug/kg	140	44.	1
Benzo(b)fluoranthene	16000	E	ug/kg	110	30.	1
Benzo(k)fluoranthene	4000		ug/kg	110	29.	1
Chrysene	11000	E	ug/kg	110	19.	1
Acenaphthylene	2800		ug/kg	140	28.	1
Anthracene	3000		ug/kg	110	35.	1
Benzo(ghi)perylene	8400	E	ug/kg	140	21.	1
Fluorene	800		ug/kg	180	18.	1
Phenanthrene	9400	E	ug/kg	110	22.	1
Dibenzo(a,h)anthracene	2000		ug/kg	110	21.	1
Indeno(1,2,3-cd)pyrene	9800	E	ug/kg	140	25.	1
Pyrene	15000	E	ug/kg	110	18.	1
Biphenyl	60	J	ug/kg	410	23.	1
4-Chloroaniline	ND		ug/kg	180	33.	1
2-Nitroaniline	ND		ug/kg	180	35.	1
3-Nitroaniline	ND		ug/kg	180	34.	1
4-Nitroaniline	ND		ug/kg	180	75.	1
Dibenzofuran	390		ug/kg	180	17.	1
2-Methylnaphthalene	180	J	ug/kg	220	22.	1
1,2,4,5-Tetrachlorobenzene	ND		ug/kg	180	19.	1
Acetophenone	ND		ug/kg	180	22.	1
2,4,6-Trichlorophenol	ND		ug/kg	110	34.	1
p-Chloro-m-cresol	ND		ug/kg	180	27.	1
2-Chlorophenol	ND		ug/kg	180	21.	1
2,4-Dichlorophenol	ND		ug/kg	160	29.	1
2,4-Dimethylphenol	ND		ug/kg	180	59.	1
2-Nitrophenol	ND		ug/kg	390	68.	1
4-Nitrophenol	ND		ug/kg	250	74.	1
2,4-Dinitrophenol	ND		ug/kg	860	84.	1
4,6-Dinitro-o-cresol	ND		ug/kg	470	86.	1
Pentachlorophenol	ND		ug/kg	140	40.	1
Phenol	64	J	ug/kg	180	27.	1
2-Methylphenol	ND		ug/kg	180	28.	1
3-Methylphenol/4-Methylphenol	95	J	ug/kg	260	28.	1

Project Name: PHASE II 169 THIRD AVE **Lab Number:** L2202719

Project Number: 0204090 **Report Date:** 01/26/22

SAMPLE RESULTS

Lab ID: L2202719-01 Date Collected: 01/18/22 12:10

Client ID: SB-1 (0-2') Date Received: 01/18/22

Sample Location: 169 3RD AVENUE, BROOKLYN, NY Field Prep: Not Specified

Sample Depth:

Parameter	Result	Qualifier	Units	RL	MDL	Dilution Factor
Semivolatile Organics by GC/MS - Westborough Lab						
2,4,5-Trichlorophenol	ND		ug/kg	180	34.	1
Benzoic Acid	ND		ug/kg	580	180	1
Benzyl Alcohol	ND		ug/kg	180	55.	1
Carbazole	1000		ug/kg	180	18.	1
1,4-Dioxane	ND		ug/kg	27	8.3	1

Surrogate	% Recovery	Qualifier	Acceptance Criteria
2-Fluorophenol	67		25-120
Phenol-d6	73		10-120
Nitrobenzene-d5	70		23-120
2-Fluorobiphenyl	73		30-120
2,4,6-Tribromophenol	81		10-136
4-Terphenyl-d14	71		18-120

Project Name: PHASE II 169 THIRD AVE
Project Number: 0204090
Lab Number: L2202719
Report Date: 01/26/22

SAMPLE RESULTS

Lab ID: L2202719-01 D
Client ID: SB-1 (0-2')
Sample Location: 169 3RD AVENUE, BROOKLYN, NY

Date Collected: 01/18/22 12:10
Date Received: 01/18/22
Field Prep: Not Specified

Sample Depth:
Matrix: Soil
Analytical Method: 1,8270D
Analytical Date: 01/22/22 15:01
Analyst: CMM
Percent Solids: 90%

Extraction Method: EPA 3546
Extraction Date: 01/20/22 02:04

Parameter	Result	Qualifier	Units	RL	MDL	Dilution Factor
Semivolatile Organics by GC/MS - Westborough Lab						
Fluoranthene	17000		ug/kg	540	100	5
Benzo(a)anthracene	8900		ug/kg	540	100	5
Benzo(a)pyrene	9200		ug/kg	720	220	5
Benzo(b)fluoranthene	12000		ug/kg	540	150	5
Chrysene	8900		ug/kg	540	94.	5
Benzo(ghi)perylene	6400		ug/kg	720	110	5
Phenanthrene	7900		ug/kg	540	110	5
Indeno(1,2,3-cd)pyrene	7500		ug/kg	720	120	5
Pyrene	14000		ug/kg	540	90.	5

Project Name: PHASE II 169 THIRD AVE
Project Number: 0204090
Lab Number: L2202719
Report Date: 01/26/22

SAMPLE RESULTS

Lab ID: L2202719-02
Client ID: SB-1 (13-14')
Sample Location: 169 3RD AVENUE, BROOKLYN, NY

Date Collected: 01/18/22 12:20
Date Received: 01/18/22
Field Prep: Not Specified

Sample Depth:
Matrix: Soil
Analytical Method: 1,8270D
Analytical Date: 01/20/22 18:42
Analyst: IM
Percent Solids: 84%

Extraction Method: EPA 3546
Extraction Date: 01/20/22 02:04

Parameter	Result	Qualifier	Units	RL	MDL	Dilution Factor
Semivolatile Organics by GC/MS - Westborough Lab						
Acenaphthene	ND		ug/kg	160	20.	1
1,2,4-Trichlorobenzene	ND		ug/kg	200	22.	1
Hexachlorobenzene	ND		ug/kg	120	22.	1
Bis(2-chloroethyl)ether	ND		ug/kg	180	27.	1
2-Chloronaphthalene	ND		ug/kg	200	20.	1
1,2-Dichlorobenzene	ND		ug/kg	200	35.	1
1,3-Dichlorobenzene	ND		ug/kg	200	34.	1
1,4-Dichlorobenzene	ND		ug/kg	200	34.	1
3,3'-Dichlorobenzidine	ND		ug/kg	200	52.	1
2,4-Dinitrotoluene	ND		ug/kg	200	39.	1
2,6-Dinitrotoluene	ND		ug/kg	200	34.	1
Fluoranthene	100	J	ug/kg	120	23.	1
4-Chlorophenyl phenyl ether	ND		ug/kg	200	21.	1
4-Bromophenyl phenyl ether	ND		ug/kg	200	30.	1
Bis(2-chloroisopropyl)ether	ND		ug/kg	240	34.	1
Bis(2-chloroethoxy)methane	ND		ug/kg	210	20.	1
Hexachlorobutadiene	ND		ug/kg	200	29.	1
Hexachlorocyclopentadiene	ND		ug/kg	560	180	1
Hexachloroethane	ND		ug/kg	160	32.	1
Isophorone	ND		ug/kg	180	26.	1
Naphthalene	ND		ug/kg	200	24.	1
Nitrobenzene	ND		ug/kg	180	29.	1
NDPA/DPA	ND		ug/kg	160	22.	1
n-Nitrosodi-n-propylamine	ND		ug/kg	200	30.	1
Bis(2-ethylhexyl)phthalate	ND		ug/kg	200	68.	1
Butyl benzyl phthalate	ND		ug/kg	200	50.	1
Di-n-butylphthalate	ND		ug/kg	200	37.	1
Di-n-octylphthalate	ND		ug/kg	200	67.	1

Project Name: PHASE II 169 THIRD AVE **Lab Number:** L2202719

Project Number: 0204090 **Report Date:** 01/26/22

SAMPLE RESULTS

Lab ID: L2202719-02 Date Collected: 01/18/22 12:20

Client ID: SB-1 (13-14') Date Received: 01/18/22

Sample Location: 169 3RD AVENUE, BROOKLYN, NY Field Prep: Not Specified

Sample Depth:

Parameter	Result	Qualifier	Units	RL	MDL	Dilution Factor
Semivolatile Organics by GC/MS - Westborough Lab						
Diethyl phthalate	ND		ug/kg	200	18.	1
Dimethyl phthalate	ND		ug/kg	200	41.	1
Benzo(a)anthracene	64	J	ug/kg	120	22.	1
Benzo(a)pyrene	61	J	ug/kg	160	48.	1
Benzo(b)fluoranthene	72	J	ug/kg	120	33.	1
Benzo(k)fluoranthene	ND		ug/kg	120	32.	1
Chrysene	62	J	ug/kg	120	20.	1
Acenaphthylene	ND		ug/kg	160	30.	1
Anthracene	ND		ug/kg	120	38.	1
Benzo(ghi)perylene	33	J	ug/kg	160	23.	1
Fluorene	ND		ug/kg	200	19.	1
Phenanthrene	62	J	ug/kg	120	24.	1
Dibenzo(a,h)anthracene	ND		ug/kg	120	23.	1
Indeno(1,2,3-cd)pyrene	40	J	ug/kg	160	27.	1
Pyrene	92	J	ug/kg	120	20.	1
Biphenyl	ND		ug/kg	450	26.	1
4-Chloroaniline	ND		ug/kg	200	36.	1
2-Nitroaniline	ND		ug/kg	200	38.	1
3-Nitroaniline	ND		ug/kg	200	37.	1
4-Nitroaniline	ND		ug/kg	200	82.	1
Dibenzofuran	ND		ug/kg	200	19.	1
2-Methylnaphthalene	ND		ug/kg	240	24.	1
1,2,4,5-Tetrachlorobenzene	ND		ug/kg	200	20.	1
Acetophenone	ND		ug/kg	200	24.	1
2,4,6-Trichlorophenol	ND		ug/kg	120	37.	1
p-Chloro-m-cresol	ND		ug/kg	200	29.	1
2-Chlorophenol	ND		ug/kg	200	23.	1
2,4-Dichlorophenol	ND		ug/kg	180	32.	1
2,4-Dimethylphenol	ND		ug/kg	200	65.	1
2-Nitrophenol	ND		ug/kg	420	74.	1
4-Nitrophenol	ND		ug/kg	280	80.	1
2,4-Dinitrophenol	ND		ug/kg	950	92.	1
4,6-Dinitro-o-cresol	ND		ug/kg	510	95.	1
Pentachlorophenol	ND		ug/kg	160	43.	1
Phenol	ND		ug/kg	200	30.	1
2-Methylphenol	ND		ug/kg	200	30.	1
3-Methylphenol/4-Methylphenol	ND		ug/kg	280	31.	1

Project Name: PHASE II 169 THIRD AVE **Lab Number:** L2202719

Project Number: 0204090 **Report Date:** 01/26/22

SAMPLE RESULTS

Lab ID: L2202719-02 Date Collected: 01/18/22 12:20

Client ID: SB-1 (13-14') Date Received: 01/18/22

Sample Location: 169 3RD AVENUE, BROOKLYN, NY Field Prep: Not Specified

Sample Depth:

Parameter	Result	Qualifier	Units	RL	MDL	Dilution Factor
Semivolatile Organics by GC/MS - Westborough Lab						
2,4,5-Trichlorophenol	ND		ug/kg	200	38.	1
Benzoic Acid	ND		ug/kg	640	200	1
Benzyl Alcohol	ND		ug/kg	200	60.	1
Carbazole	ND		ug/kg	200	19.	1
1,4-Dioxane	ND		ug/kg	30	9.1	1

Surrogate	% Recovery	Qualifier	Acceptance Criteria
2-Fluorophenol	69		25-120
Phenol-d6	71		10-120
Nitrobenzene-d5	77		23-120
2-Fluorobiphenyl	85		30-120
2,4,6-Tribromophenol	91		10-136
4-Terphenyl-d14	83		18-120

Project Name: PHASE II 169 THIRD AVE
Project Number: 0204090
Lab Number: L2202719
Report Date: 01/26/22

SAMPLE RESULTS

Lab ID: L2202719-03
Client ID: SB-1 (17-19')
Sample Location: 169 3RD AVENUE, BROOKLYN, NY

Date Collected: 01/18/22 12:35
Date Received: 01/18/22
Field Prep: Not Specified

Sample Depth:
Matrix: Soil
Analytical Method: 1,8270D
Analytical Date: 01/20/22 19:05
Analyst: IM
Percent Solids: 89%

Extraction Method: EPA 3546
Extraction Date: 01/20/22 02:04

Parameter	Result	Qualifier	Units	RL	MDL	Dilution Factor
Semivolatile Organics by GC/MS - Westborough Lab						
Acenaphthene	ND		ug/kg	150	19.	1
1,2,4-Trichlorobenzene	ND		ug/kg	180	21.	1
Hexachlorobenzene	ND		ug/kg	110	21.	1
Bis(2-chloroethyl)ether	ND		ug/kg	170	25.	1
2-Chloronaphthalene	ND		ug/kg	180	18.	1
1,2-Dichlorobenzene	ND		ug/kg	180	33.	1
1,3-Dichlorobenzene	ND		ug/kg	180	32.	1
1,4-Dichlorobenzene	ND		ug/kg	180	32.	1
3,3'-Dichlorobenzidine	ND		ug/kg	180	49.	1
2,4-Dinitrotoluene	ND		ug/kg	180	37.	1
2,6-Dinitrotoluene	ND		ug/kg	180	32.	1
Fluoranthene	ND		ug/kg	110	21.	1
4-Chlorophenyl phenyl ether	ND		ug/kg	180	20.	1
4-Bromophenyl phenyl ether	ND		ug/kg	180	28.	1
Bis(2-chloroisopropyl)ether	ND		ug/kg	220	32.	1
Bis(2-chloroethoxy)methane	ND		ug/kg	200	18.	1
Hexachlorobutadiene	ND		ug/kg	180	27.	1
Hexachlorocyclopentadiene	ND		ug/kg	530	170	1
Hexachloroethane	ND		ug/kg	150	30.	1
Isophorone	ND		ug/kg	170	24.	1
Naphthalene	ND		ug/kg	180	22.	1
Nitrobenzene	ND		ug/kg	170	27.	1
NDPA/DPA	ND		ug/kg	150	21.	1
n-Nitrosodi-n-propylamine	ND		ug/kg	180	28.	1
Bis(2-ethylhexyl)phthalate	ND		ug/kg	180	64.	1
Butyl benzyl phthalate	ND		ug/kg	180	46.	1
Di-n-butylphthalate	ND		ug/kg	180	35.	1
Di-n-octylphthalate	ND		ug/kg	180	63.	1

Project Name: PHASE II 169 THIRD AVE **Lab Number:** L2202719

Project Number: 0204090 **Report Date:** 01/26/22

SAMPLE RESULTS

Lab ID: L2202719-03 Date Collected: 01/18/22 12:35

Client ID: SB-1 (17-19') Date Received: 01/18/22

Sample Location: 169 3RD AVENUE, BROOKLYN, NY Field Prep: Not Specified

Sample Depth:

Parameter	Result	Qualifier	Units	RL	MDL	Dilution Factor
Semivolatile Organics by GC/MS - Westborough Lab						
Diethyl phthalate	ND		ug/kg	180	17.	1
Dimethyl phthalate	ND		ug/kg	180	39.	1
Benzo(a)anthracene	ND		ug/kg	110	21.	1
Benzo(a)pyrene	ND		ug/kg	150	45.	1
Benzo(b)fluoranthene	ND		ug/kg	110	31.	1
Benzo(k)fluoranthene	ND		ug/kg	110	30.	1
Chrysene	ND		ug/kg	110	19.	1
Acenaphthylene	ND		ug/kg	150	28.	1
Anthracene	ND		ug/kg	110	36.	1
Benzo(ghi)perylene	ND		ug/kg	150	22.	1
Fluorene	ND		ug/kg	180	18.	1
Phenanthrene	ND		ug/kg	110	22.	1
Dibenzo(a,h)anthracene	ND		ug/kg	110	21.	1
Indeno(1,2,3-cd)pyrene	ND		ug/kg	150	26.	1
Pyrene	ND		ug/kg	110	18.	1
Biphenyl	ND		ug/kg	420	24.	1
4-Chloroaniline	ND		ug/kg	180	34.	1
2-Nitroaniline	ND		ug/kg	180	36.	1
3-Nitroaniline	ND		ug/kg	180	35.	1
4-Nitroaniline	ND		ug/kg	180	76.	1
Dibenzofuran	ND		ug/kg	180	17.	1
2-Methylnaphthalene	ND		ug/kg	220	22.	1
1,2,4,5-Tetrachlorobenzene	ND		ug/kg	180	19.	1
Acetophenone	ND		ug/kg	180	23.	1
2,4,6-Trichlorophenol	ND		ug/kg	110	35.	1
p-Chloro-m-cresol	ND		ug/kg	180	28.	1
2-Chlorophenol	ND		ug/kg	180	22.	1
2,4-Dichlorophenol	ND		ug/kg	170	30.	1
2,4-Dimethylphenol	ND		ug/kg	180	61.	1
2-Nitrophenol	ND		ug/kg	400	69.	1
4-Nitrophenol	ND		ug/kg	260	75.	1
2,4-Dinitrophenol	ND		ug/kg	890	86.	1
4,6-Dinitro-o-cresol	ND		ug/kg	480	89.	1
Pentachlorophenol	ND		ug/kg	150	41.	1
Phenol	ND		ug/kg	180	28.	1
2-Methylphenol	ND		ug/kg	180	29.	1
3-Methylphenol/4-Methylphenol	ND		ug/kg	260	29.	1

Project Name: PHASE II 169 THIRD AVE **Lab Number:** L2202719

Project Number: 0204090 **Report Date:** 01/26/22

SAMPLE RESULTS

Lab ID: L2202719-03 Date Collected: 01/18/22 12:35

Client ID: SB-1 (17-19') Date Received: 01/18/22

Sample Location: 169 3RD AVENUE, BROOKLYN, NY Field Prep: Not Specified

Sample Depth:

Parameter	Result	Qualifier	Units	RL	MDL	Dilution Factor
Semivolatile Organics by GC/MS - Westborough Lab						
2,4,5-Trichlorophenol	ND		ug/kg	180	35.	1
Benzoic Acid	ND		ug/kg	600	190	1
Benzyl Alcohol	ND		ug/kg	180	56.	1
Carbazole	ND		ug/kg	180	18.	1
1,4-Dioxane	ND		ug/kg	28	8.5	1

Surrogate	% Recovery	Qualifier	Acceptance Criteria
2-Fluorophenol	64		25-120
Phenol-d6	68		10-120
Nitrobenzene-d5	59		23-120
2-Fluorobiphenyl	68		30-120
2,4,6-Tribromophenol	74		10-136
4-Terphenyl-d14	67		18-120

Project Name: PHASE II 169 THIRD AVE
Project Number: 0204090
Lab Number: L2202719
Report Date: 01/26/22

SAMPLE RESULTS

Lab ID: L2202719-04
Client ID: SB-2 (0-2')
Sample Location: 169 3RD AVENUE, BROOKLYN, NY

Date Collected: 01/18/22 10:35
Date Received: 01/18/22
Field Prep: Not Specified

Sample Depth:
Matrix: Soil
Analytical Method: 1,8270D
Analytical Date: 01/20/22 19:29
Analyst: IM
Percent Solids: 88%

Extraction Method: EPA 3546
Extraction Date: 01/20/22 02:04

Parameter	Result	Qualifier	Units	RL	MDL	Dilution Factor
Semivolatile Organics by GC/MS - Westborough Lab						
Acenaphthene	1200		ug/kg	150	20.	1
1,2,4-Trichlorobenzene	ND		ug/kg	190	22.	1
Hexachlorobenzene	ND		ug/kg	110	21.	1
Bis(2-chloroethyl)ether	ND		ug/kg	170	26.	1
2-Chloronaphthalene	ND		ug/kg	190	19.	1
1,2-Dichlorobenzene	ND		ug/kg	190	34.	1
1,3-Dichlorobenzene	ND		ug/kg	190	32.	1
1,4-Dichlorobenzene	ND		ug/kg	190	33.	1
3,3'-Dichlorobenzidine	ND		ug/kg	190	50.	1
2,4-Dinitrotoluene	ND		ug/kg	190	38.	1
2,6-Dinitrotoluene	ND		ug/kg	190	32.	1
Fluoranthene	11000	E	ug/kg	110	22.	1
4-Chlorophenyl phenyl ether	ND		ug/kg	190	20.	1
4-Bromophenyl phenyl ether	ND		ug/kg	190	29.	1
Bis(2-chloroisopropyl)ether	ND		ug/kg	220	32.	1
Bis(2-chloroethoxy)methane	ND		ug/kg	200	19.	1
Hexachlorobutadiene	ND		ug/kg	190	28.	1
Hexachlorocyclopentadiene	ND		ug/kg	540	170	1
Hexachloroethane	ND		ug/kg	150	30.	1
Isophorone	ND		ug/kg	170	24.	1
Naphthalene	900		ug/kg	190	23.	1
Nitrobenzene	ND		ug/kg	170	28.	1
NDPA/DPA	ND		ug/kg	150	21.	1
n-Nitrosodi-n-propylamine	ND		ug/kg	190	29.	1
Bis(2-ethylhexyl)phthalate	ND		ug/kg	190	65.	1
Butyl benzyl phthalate	ND		ug/kg	190	47.	1
Di-n-butylphthalate	ND		ug/kg	190	36.	1
Di-n-octylphthalate	ND		ug/kg	190	64.	1

Project Name: PHASE II 169 THIRD AVE **Lab Number:** L2202719

Project Number: 0204090 **Report Date:** 01/26/22

SAMPLE RESULTS

Lab ID: L2202719-04 Date Collected: 01/18/22 10:35

Client ID: SB-2 (0-2') Date Received: 01/18/22

Sample Location: 169 3RD AVENUE, BROOKLYN, NY Field Prep: Not Specified

Sample Depth:

Parameter	Result	Qualifier	Units	RL	MDL	Dilution Factor
Semivolatile Organics by GC/MS - Westborough Lab						
Diethyl phthalate	ND		ug/kg	190	17.	1
Dimethyl phthalate	ND		ug/kg	190	40.	1
Benzo(a)anthracene	5300		ug/kg	110	21.	1
Benzo(a)pyrene	4500		ug/kg	150	46.	1
Benzo(b)fluoranthene	6100		ug/kg	110	32.	1
Benzo(k)fluoranthene	2000		ug/kg	110	30.	1
Chrysene	5500		ug/kg	110	20.	1
Acenaphthylene	130	J	ug/kg	150	29.	1
Anthracene	1700		ug/kg	110	37.	1
Benzo(ghi)perylene	2900		ug/kg	150	22.	1
Fluorene	610		ug/kg	190	18.	1
Phenanthrene	10000	E	ug/kg	110	23.	1
Dibenzo(a,h)anthracene	710		ug/kg	110	22.	1
Indeno(1,2,3-cd)pyrene	3100		ug/kg	150	26.	1
Pyrene	9400	E	ug/kg	110	19.	1
Biphenyl	100	J	ug/kg	430	24.	1
4-Chloroaniline	ND		ug/kg	190	34.	1
2-Nitroaniline	ND		ug/kg	190	36.	1
3-Nitroaniline	ND		ug/kg	190	36.	1
4-Nitroaniline	ND		ug/kg	190	78.	1
Dibenzofuran	850		ug/kg	190	18.	1
2-Methylnaphthalene	460		ug/kg	220	23.	1
1,2,4,5-Tetrachlorobenzene	ND		ug/kg	190	20.	1
Acetophenone	ND		ug/kg	190	23.	1
2,4,6-Trichlorophenol	ND		ug/kg	110	36.	1
p-Chloro-m-cresol	ND		ug/kg	190	28.	1
2-Chlorophenol	ND		ug/kg	190	22.	1
2,4-Dichlorophenol	ND		ug/kg	170	30.	1
2,4-Dimethylphenol	ND		ug/kg	190	62.	1
2-Nitrophenol	ND		ug/kg	410	71.	1
4-Nitrophenol	ND		ug/kg	260	77.	1
2,4-Dinitrophenol	ND		ug/kg	900	88.	1
4,6-Dinitro-o-cresol	ND		ug/kg	490	90.	1
Pentachlorophenol	ND		ug/kg	150	41.	1
Phenol	29	J	ug/kg	190	28.	1
2-Methylphenol	ND		ug/kg	190	29.	1
3-Methylphenol/4-Methylphenol	46	J	ug/kg	270	29.	1

Project Name: PHASE II 169 THIRD AVE **Lab Number:** L2202719

Project Number: 0204090 **Report Date:** 01/26/22

SAMPLE RESULTS

Lab ID: L2202719-04 Date Collected: 01/18/22 10:35

Client ID: SB-2 (0-2') Date Received: 01/18/22

Sample Location: 169 3RD AVENUE, BROOKLYN, NY Field Prep: Not Specified

Sample Depth:

Parameter	Result	Qualifier	Units	RL	MDL	Dilution Factor
Semivolatile Organics by GC/MS - Westborough Lab						
2,4,5-Trichlorophenol	ND		ug/kg	190	36.	1
Benzoic Acid	ND		ug/kg	610	190	1
Benzyl Alcohol	ND		ug/kg	190	58.	1
Carbazole	470		ug/kg	190	18.	1

Surrogate	% Recovery	Qualifier	Acceptance Criteria
2-Fluorophenol	60		25-120
Phenol-d6	63		10-120
Nitrobenzene-d5	64		23-120
2-Fluorobiphenyl	67		30-120
2,4,6-Tribromophenol	71		10-136
4-Terphenyl-d14	62		18-120

Project Name: PHASE II 169 THIRD AVE
Project Number: 0204090
Lab Number: L2202719
Report Date: 01/26/22

SAMPLE RESULTS

Lab ID: L2202719-04
Client ID: SB-2 (0-2')
Sample Location: 169 3RD AVENUE, BROOKLYN, NY

Date Collected: 01/18/22 10:35
Date Received: 01/18/22
Field Prep: Not Specified

Sample Depth:
Matrix: Soil
Analytical Method: 1,8270D-SIM
Analytical Date: 01/20/22 16:19
Analyst: DB
Percent Solids: 88%

Extraction Method: EPA 3570
Extraction Date: 01/19/22 16:15

Parameter	Result	Qualifier	Units	RL	MDL	Dilution Factor
1,4 Dioxane by 8270D-SIM - Mansfield Lab						
1,4-Dioxane	ND		ug/kg	8.62	2.20	1

Surrogate	% Recovery	Qualifier	Acceptance Criteria
1,4-Dioxane-d8	78		15-110

Project Name: PHASE II 169 THIRD AVE
Project Number: 0204090
Lab Number: L2202719
Report Date: 01/26/22

SAMPLE RESULTS

Lab ID: L2202719-04
Client ID: SB-2 (0-2')
Sample Location: 169 3RD AVENUE, BROOKLYN, NY

Date Collected: 01/18/22 10:35
Date Received: 01/18/22
Field Prep: Not Specified

Sample Depth:
Matrix: Soil
Analytical Method: 134,LCMSMS-ID
Analytical Date: 01/20/22 23:03
Analyst: RS
Percent Solids: 88%

Extraction Method: ALPHA 23528
Extraction Date: 01/20/22 10:33

Parameter	Result	Qualifier	Units	RL	MDL	Dilution Factor
Perfluorinated Alkyl Acids by Isotope Dilution - Mansfield Lab						
Perfluorobutanoic Acid (PFBA)	ND		ng/g	0.519	0.024	1
Perfluoropentanoic Acid (PFPeA)	ND		ng/g	0.519	0.048	1
Perfluorobutanesulfonic Acid (PFBS)	ND		ng/g	0.260	0.041	1
Perfluorohexanoic Acid (PFHxA)	ND		ng/g	0.519	0.055	1
Perfluoroheptanoic Acid (PFHpA)	0.051	J	ng/g	0.260	0.047	1
Perfluorohexanesulfonic Acid (PFHxS)	ND		ng/g	0.260	0.063	1
Perfluorooctanoic Acid (PFOA)	0.754		ng/g	0.260	0.044	1
1H,1H,2H,2H-Perfluorooctanesulfonic Acid (6:2FTS)	ND		ng/g	0.519	0.186	1
Perfluoroheptanesulfonic Acid (PFHpS)	ND		ng/g	0.519	0.142	1
Perfluorononanoic Acid (PFNA)	ND		ng/g	0.260	0.078	1
Perfluorooctanesulfonic Acid (PFOS)	0.145	J	ng/g	0.260	0.135	1
Perfluorodecanoic Acid (PFDA)	ND		ng/g	0.260	0.070	1
1H,1H,2H,2H-Perfluorodecanesulfonic Acid (8:2FTS)	ND		ng/g	0.519	0.298	1
N-Methyl Perfluorooctanesulfonamidoacetic Acid (NMeFOSAA)	ND		ng/g	0.519	0.209	1
Perfluoroundecanoic Acid (PFUnA)	ND		ng/g	0.519	0.049	1
Perfluorodecanesulfonic Acid (PFDS)	ND		ng/g	0.519	0.159	1
Perfluorooctanesulfonamide (FOSA)	ND		ng/g	0.519	0.102	1
N-Ethyl Perfluorooctanesulfonamidoacetic Acid (NEtFOSAA)	ND		ng/g	0.519	0.088	1
Perfluorododecanoic Acid (PFDoA)	ND		ng/g	0.519	0.073	1
Perfluorotridecanoic Acid (PFTrDA)	ND		ng/g	0.519	0.212	1
Perfluorotetradecanoic Acid (PFTA)	0.111	J	ng/g	0.519	0.056	1
PFOA/PFOS, Total	0.899	J	ng/g	0.260	0.044	1

Project Name: PHASE II 169 THIRD AVE **Lab Number:** L2202719

Project Number: 0204090 **Report Date:** 01/26/22

SAMPLE RESULTS

Lab ID: L2202719-04 Date Collected: 01/18/22 10:35

Client ID: SB-2 (0-2') Date Received: 01/18/22

Sample Location: 169 3RD AVENUE, BROOKLYN, NY Field Prep: Not Specified

Sample Depth:

Parameter	Result	Qualifier	Units	RL	MDL	Dilution Factor

Perfluorinated Alkyl Acids by Isotope Dilution - Mansfield Lab

Surrogate (Extracted Internal Standard)	% Recovery	Qualifier	Acceptance Criteria
Perfluoro[13C4]Butanoic Acid (MPFBA)	87		61-135
Perfluoro[13C5]Pentanoic Acid (M5PFPEA)	78		58-150
Perfluoro[2,3,4-13C3]Butanesulfonic Acid (M3PFBS)	117		74-139
Perfluoro[1,2,3,4,6-13C5]Hexanoic Acid (M5PFHxA)	90		66-128
Perfluoro[1,2,3,4-13C4]Heptanoic Acid (M4PFHpA)	90		71-129
Perfluoro[1,2,3-13C3]Hexanesulfonic Acid (M3PFHxS)	104		78-139
Perfluoro[13C8]Octanoic Acid (M8PFOA)	89		75-130
1H,1H,2H,2H-Perfluoro[1,2-13C2]Octanesulfonic Acid (M2-6:2FTS)	**157**	Q	20-154
Perfluoro[13C9]Nonanoic Acid (M9PFNA)	82		72-140
Perfluoro[13C8]Octanesulfonic Acid (M8PFOS)	103		79-136
Perfluoro[1,2,3,4,5,6-13C6]Decanoic Acid (M6PFDA)	85		75-130
1H,1H,2H,2H-Perfluoro[1,2-13C2]Decanesulfonic Acid (M2-8:2FTS)	128		19-175
N-Deuteriomethylperfluoro-1-octanesulfonamidoacetic Acid (d3-NMeFOSAA)	52		31-134
Perfluoro[1,2,3,4,5,6,7-13C7]Undecanoic Acid (M7-PFUDA)	89		61-155
Perfluoro[13C8]Octanesulfonamide (M8FOSA)	15		10-117
N-Deuterioethylperfluoro-1-octanesulfonamidoacetic Acid (d5-NEtFOSAA)	63		34-137
Perfluoro[1,2-13C2]Dodecanoic Acid (MPFDOA)	68		54-150
Perfluoro[1,2-13C2]Tetradecanoic Acid (M2PFTEDA)	60		24-159

Project Name: PHASE II 169 THIRD AVE
Lab Number: L2202719
Project Number: 0204090
Report Date: 01/26/22

SAMPLE RESULTS

Lab ID: L2202719-04 D
Client ID: SB-2 (0-2')
Sample Location: 169 3RD AVENUE, BROOKLYN, NY

Date Collected: 01/18/22 10:35
Date Received: 01/18/22
Field Prep: Not Specified

Sample Depth:
Matrix: Soil
Analytical Method: 1,8270D
Analytical Date: 01/22/22 15:25
Analyst: CMM
Percent Solids: 88%

Extraction Method: EPA 3546
Extraction Date: 01/20/22 02:04

Parameter	Result	Qualifier	Units	RL	MDL	Dilution Factor
Semivolatile Organics by GC/MS - Westborough Lab						
Fluoranthene	10000		ug/kg	560	110	5
Phenanthrene	9800		ug/kg	560	110	5
Pyrene	8900		ug/kg	560	94.	5

Project Name: PHASE II 169 THIRD AVE
Project Number: 0204090
Lab Number: L2202719
Report Date: 01/26/22

SAMPLE RESULTS

Lab ID: L2202719-05
Client ID: SB-2 (18-20')
Sample Location: 169 3RD AVENUE, BROOKLYN, NY

Date Collected: 01/18/22 10:50
Date Received: 01/18/22
Field Prep: Not Specified

Sample Depth:
Matrix: Soil
Analytical Method: 1,8270D
Analytical Date: 01/20/22 19:53
Analyst: IM
Percent Solids: 85%

Extraction Method: EPA 3546
Extraction Date: 01/20/22 02:04

Parameter	Result	Qualifier	Units	RL	MDL	Dilution Factor
Semivolatile Organics by GC/MS - Westborough Lab						
Acenaphthene	ND		ug/kg	150	20.	1
1,2,4-Trichlorobenzene	ND		ug/kg	190	22.	1
Hexachlorobenzene	ND		ug/kg	120	22.	1
Bis(2-chloroethyl)ether	ND		ug/kg	170	26.	1
2-Chloronaphthalene	ND		ug/kg	190	19.	1
1,2-Dichlorobenzene	ND		ug/kg	190	35.	1
1,3-Dichlorobenzene	ND		ug/kg	190	33.	1
1,4-Dichlorobenzene	ND		ug/kg	190	34.	1
3,3'-Dichlorobenzidine	ND		ug/kg	190	51.	1
2,4-Dinitrotoluene	ND		ug/kg	190	38.	1
2,6-Dinitrotoluene	ND		ug/kg	190	33.	1
Fluoranthene	71	J	ug/kg	120	22.	1
4-Chlorophenyl phenyl ether	ND		ug/kg	190	21.	1
4-Bromophenyl phenyl ether	ND		ug/kg	190	29.	1
Bis(2-chloroisopropyl)ether	ND		ug/kg	230	33.	1
Bis(2-chloroethoxy)methane	ND		ug/kg	210	19.	1
Hexachlorobutadiene	ND		ug/kg	190	28.	1
Hexachlorocyclopentadiene	ND		ug/kg	550	170	1
Hexachloroethane	ND		ug/kg	150	31.	1
Isophorone	ND		ug/kg	170	25.	1
Naphthalene	ND		ug/kg	190	23.	1
Nitrobenzene	ND		ug/kg	170	28.	1
NDPA/DPA	ND		ug/kg	150	22.	1
n-Nitrosodi-n-propylamine	ND		ug/kg	190	30.	1
Bis(2-ethylhexyl)phthalate	ND		ug/kg	190	67.	1
Butyl benzyl phthalate	ND		ug/kg	190	48.	1
Di-n-butylphthalate	ND		ug/kg	190	36.	1
Di-n-octylphthalate	ND		ug/kg	190	66.	1

Project Name: PHASE II 169 THIRD AVE **Lab Number:** L2202719

Project Number: 0204090 **Report Date:** 01/26/22

SAMPLE RESULTS

Lab ID: L2202719-05 Date Collected: 01/18/22 10:50

Client ID: SB-2 (18-20') Date Received: 01/18/22

Sample Location: 169 3RD AVENUE, BROOKLYN, NY Field Prep: Not Specified

Sample Depth:

Parameter	Result	Qualifier	Units	RL	MDL	Dilution Factor
Semivolatile Organics by GC/MS - Westborough Lab						
Diethyl phthalate	ND		ug/kg	190	18.	1
Dimethyl phthalate	ND		ug/kg	190	40.	1
Benzo(a)anthracene	38	J	ug/kg	120	22.	1
Benzo(a)pyrene	ND		ug/kg	150	47.	1
Benzo(b)fluoranthene	41	J	ug/kg	120	32.	1
Benzo(k)fluoranthene	ND		ug/kg	120	31.	1
Chrysene	36	J	ug/kg	120	20.	1
Acenaphthylene	ND		ug/kg	150	30.	1
Anthracene	ND		ug/kg	120	38.	1
Benzo(ghi)perylene	ND		ug/kg	150	23.	1
Fluorene	ND		ug/kg	190	19.	1
Phenanthrene	46	J	ug/kg	120	23.	1
Dibenzo(a,h)anthracene	ND		ug/kg	120	22.	1
Indeno(1,2,3-cd)pyrene	ND		ug/kg	150	27.	1
Pyrene	66	J	ug/kg	120	19.	1
Biphenyl	ND		ug/kg	440	25.	1
4-Chloroaniline	ND		ug/kg	190	35.	1
2-Nitroaniline	ND		ug/kg	190	37.	1
3-Nitroaniline	ND		ug/kg	190	36.	1
4-Nitroaniline	ND		ug/kg	190	80.	1
Dibenzofuran	ND		ug/kg	190	18.	1
2-Methylnaphthalene	ND		ug/kg	230	23.	1
1,2,4,5-Tetrachlorobenzene	ND		ug/kg	190	20.	1
Acetophenone	ND		ug/kg	190	24.	1
2,4,6-Trichlorophenol	ND		ug/kg	120	36.	1
p-Chloro-m-cresol	ND		ug/kg	190	29.	1
2-Chlorophenol	ND		ug/kg	190	23.	1
2,4-Dichlorophenol	ND		ug/kg	170	31.	1
2,4-Dimethylphenol	ND		ug/kg	190	64.	1
2-Nitrophenol	ND		ug/kg	420	72.	1
4-Nitrophenol	ND		ug/kg	270	79.	1
2,4-Dinitrophenol	ND		ug/kg	920	90.	1
4,6-Dinitro-o-cresol	ND		ug/kg	500	92.	1
Pentachlorophenol	ND		ug/kg	150	42.	1
Phenol	ND		ug/kg	190	29.	1
2-Methylphenol	ND		ug/kg	190	30.	1
3-Methylphenol/4-Methylphenol	ND		ug/kg	280	30.	1

Project Name: PHASE II 169 THIRD AVE **Lab Number:** L2202719

Project Number: 0204090 **Report Date:** 01/26/22

SAMPLE RESULTS

Lab ID: L2202719-05 Date Collected: 01/18/22 10:50

Client ID: SB-2 (18-20') Date Received: 01/18/22

Sample Location: 169 3RD AVENUE, BROOKLYN, NY Field Prep: Not Specified

Sample Depth:

Parameter	Result	Qualifier	Units	RL	MDL	Dilution Factor
Semivolatile Organics by GC/MS - Westborough Lab						
2,4,5-Trichlorophenol	ND		ug/kg	190	37.	1
Benzoic Acid	ND		ug/kg	620	190	1
Benzyl Alcohol	ND		ug/kg	190	59.	1
Carbazole	ND		ug/kg	190	19.	1
1,4-Dioxane	ND		ug/kg	29	8.9	1

Surrogate	% Recovery	Qualifier	Acceptance Criteria
2-Fluorophenol	79		25-120
Phenol-d6	84		10-120
Nitrobenzene-d5	73		23-120
2-Fluorobiphenyl	81		30-120
2,4,6-Tribromophenol	89		10-136
4-Terphenyl-d14	80		18-120

Project Name: PHASE II 169 THIRD AVE
Project Number: 0204090
Lab Number: L2202719
Report Date: 01/26/22

SAMPLE RESULTS

Lab ID: L2202719-06
Client ID: SB-3 (0-2')
Sample Location: 169 3RD AVENUE, BROOKLYN, NY

Date Collected: 01/18/22 08:50
Date Received: 01/18/22
Field Prep: Not Specified

Sample Depth:
Matrix: Soil
Analytical Method: 1,8270D
Analytical Date: 01/20/22 20:16
Analyst: IM
Percent Solids: 91%

Extraction Method: EPA 3546
Extraction Date: 01/20/22 02:04

Parameter	Result	Qualifier	Units	RL	MDL	Dilution Factor
Semivolatile Organics by GC/MS - Westborough Lab						
Acenaphthene	41	J	ug/kg	140	19.	1
1,2,4-Trichlorobenzene	ND		ug/kg	180	21.	1
Hexachlorobenzene	ND		ug/kg	110	20.	1
Bis(2-chloroethyl)ether	ND		ug/kg	160	25.	1
2-Chloronaphthalene	ND		ug/kg	180	18.	1
1,2-Dichlorobenzene	ND		ug/kg	180	33.	1
1,3-Dichlorobenzene	ND		ug/kg	180	31.	1
1,4-Dichlorobenzene	ND		ug/kg	180	32.	1
3,3'-Dichlorobenzidine	ND		ug/kg	180	48.	1
2,4-Dinitrotoluene	ND		ug/kg	180	36.	1
2,6-Dinitrotoluene	ND		ug/kg	180	31.	1
Fluoranthene	1400		ug/kg	110	21.	1
4-Chlorophenyl phenyl ether	ND		ug/kg	180	19.	1
4-Bromophenyl phenyl ether	ND		ug/kg	180	28.	1
Bis(2-chloroisopropyl)ether	ND		ug/kg	220	31.	1
Bis(2-chloroethoxy)methane	ND		ug/kg	200	18.	1
Hexachlorobutadiene	ND		ug/kg	180	27.	1
Hexachlorocyclopentadiene	ND		ug/kg	520	160	1
Hexachloroethane	ND		ug/kg	140	29.	1
Isophorone	ND		ug/kg	160	24.	1
Naphthalene	63	J	ug/kg	180	22.	1
Nitrobenzene	ND		ug/kg	160	27.	1
NDPA/DPA	ND		ug/kg	140	21.	1
n-Nitrosodi-n-propylamine	ND		ug/kg	180	28.	1
Bis(2-ethylhexyl)phthalate	230		ug/kg	180	63.	1
Butyl benzyl phthalate	ND		ug/kg	180	46.	1
Di-n-butylphthalate	ND		ug/kg	180	34.	1
Di-n-octylphthalate	ND		ug/kg	180	62.	1

Project Name: PHASE II 169 THIRD AVE **Lab Number:** L2202719

Project Number: 0204090 **Report Date:** 01/26/22

SAMPLE RESULTS

Lab ID: L2202719-06 Date Collected: 01/18/22 08:50

Client ID: SB-3 (0-2') Date Received: 01/18/22

Sample Location: 169 3RD AVENUE, BROOKLYN, NY Field Prep: Not Specified

Sample Depth:

Parameter	Result	Qualifier	Units	RL	MDL	Dilution Factor
Semivolatile Organics by GC/MS - Westborough Lab						
Diethyl phthalate	ND		ug/kg	180	17.	1
Dimethyl phthalate	ND		ug/kg	180	38.	1
Benzo(a)anthracene	740		ug/kg	110	20.	1
Benzo(a)pyrene	720		ug/kg	140	44.	1
Benzo(b)fluoranthene	950		ug/kg	110	31.	1
Benzo(k)fluoranthene	340		ug/kg	110	29.	1
Chrysene	750		ug/kg	110	19.	1
Acenaphthylene	130	J	ug/kg	140	28.	1
Anthracene	180		ug/kg	110	35.	1
Benzo(ghi)perylene	490		ug/kg	140	21.	1
Fluorene	40	J	ug/kg	180	18.	1
Phenanthrene	670		ug/kg	110	22.	1
Dibenzo(a,h)anthracene	110		ug/kg	110	21.	1
Indeno(1,2,3-cd)pyrene	550		ug/kg	140	25.	1
Pyrene	1200		ug/kg	110	18.	1
Biphenyl	ND		ug/kg	410	24.	1
4-Chloroaniline	ND		ug/kg	180	33.	1
2-Nitroaniline	ND		ug/kg	180	35.	1
3-Nitroaniline	ND		ug/kg	180	34.	1
4-Nitroaniline	ND		ug/kg	180	75.	1
Dibenzofuran	28	J	ug/kg	180	17.	1
2-Methylnaphthalene	32	J	ug/kg	220	22.	1
1,2,4,5-Tetrachlorobenzene	ND		ug/kg	180	19.	1
Acetophenone	ND		ug/kg	180	22.	1
2,4,6-Trichlorophenol	ND		ug/kg	110	34.	1
p-Chloro-m-cresol	ND		ug/kg	180	27.	1
2-Chlorophenol	ND		ug/kg	180	21.	1
2,4-Dichlorophenol	ND		ug/kg	160	29.	1
2,4-Dimethylphenol	ND		ug/kg	180	60.	1
2-Nitrophenol	ND		ug/kg	390	68.	1
4-Nitrophenol	ND		ug/kg	250	74.	1
2,4-Dinitrophenol	ND		ug/kg	870	85.	1
4,6-Dinitro-o-cresol	ND		ug/kg	470	87.	1
Pentachlorophenol	ND		ug/kg	140	40.	1
Phenol	ND		ug/kg	180	27.	1
2-Methylphenol	ND		ug/kg	180	28.	1
3-Methylphenol/4-Methylphenol	ND		ug/kg	260	28.	1

Project Name: PHASE II 169 THIRD AVE **Lab Number:** L2202719

Project Number: 0204090 **Report Date:** 01/26/22

SAMPLE RESULTS

Lab ID: L2202719-06 Date Collected: 01/18/22 08:50

Client ID: SB-3 (0-2') Date Received: 01/18/22

Sample Location: 169 3RD AVENUE, BROOKLYN, NY Field Prep: Not Specified

Sample Depth:

Parameter	Result	Qualifier	Units	RL	MDL	Dilution Factor
Semivolatile Organics by GC/MS - Westborough Lab						
2,4,5-Trichlorophenol	ND		ug/kg	180	35.	1
Benzoic Acid	ND		ug/kg	590	180	1
Benzyl Alcohol	ND		ug/kg	180	56.	1
Carbazole	67	J	ug/kg	180	18.	1
1,4-Dioxane	ND		ug/kg	27	8.4	1

Surrogate	% Recovery	Qualifier	Acceptance Criteria
2-Fluorophenol	57		25-120
Phenol-d6	62		10-120
Nitrobenzene-d5	57		23-120
2-Fluorobiphenyl	66		30-120
2,4,6-Tribromophenol	73		10-136
4-Terphenyl-d14	67		18-120

Project Name: PHASE II 169 THIRD AVE
Project Number: 0204090
Lab Number: L2202719
Report Date: 01/26/22

SAMPLE RESULTS

Lab ID: L2202719-07
Client ID: SB-3 (13-15')
Sample Location: 169 3RD AVENUE, BROOKLYN, NY

Date Collected: 01/18/22 09:00
Date Received: 01/18/22
Field Prep: Not Specified

Sample Depth:
Matrix: Soil
Analytical Method: 1,8270D
Analytical Date: 01/20/22 20:40
Analyst: IM
Percent Solids: 78%

Extraction Method: EPA 3546
Extraction Date: 01/20/22 02:04

Parameter	Result	Qualifier	Units	RL	MDL	Dilution Factor
Semivolatile Organics by GC/MS - Westborough Lab						
Acenaphthene	29	J	ug/kg	170	22.	1
1,2,4-Trichlorobenzene	ND		ug/kg	210	24.	1
Hexachlorobenzene	ND		ug/kg	120	23.	1
Bis(2-chloroethyl)ether	ND		ug/kg	190	28.	1
2-Chloronaphthalene	ND		ug/kg	210	21.	1
1,2-Dichlorobenzene	ND		ug/kg	210	38.	1
1,3-Dichlorobenzene	ND		ug/kg	210	36.	1
1,4-Dichlorobenzene	ND		ug/kg	210	36.	1
3,3'-Dichlorobenzidine	ND		ug/kg	210	56.	1
2,4-Dinitrotoluene	ND		ug/kg	210	42.	1
2,6-Dinitrotoluene	ND		ug/kg	210	36.	1
Fluoranthene	1700		ug/kg	120	24.	1
4-Chlorophenyl phenyl ether	ND		ug/kg	210	22.	1
4-Bromophenyl phenyl ether	ND		ug/kg	210	32.	1
Bis(2-chloroisopropyl)ether	ND		ug/kg	250	36.	1
Bis(2-chloroethoxy)methane	ND		ug/kg	230	21.	1
Hexachlorobutadiene	ND		ug/kg	210	31.	1
Hexachlorocyclopentadiene	ND		ug/kg	600	190	1
Hexachloroethane	ND		ug/kg	170	34.	1
Isophorone	ND		ug/kg	190	27.	1
Naphthalene	110	J	ug/kg	210	26.	1
Nitrobenzene	ND		ug/kg	190	31.	1
NDPA/DPA	ND		ug/kg	170	24.	1
n-Nitrosodi-n-propylamine	ND		ug/kg	210	32.	1
Bis(2-ethylhexyl)phthalate	ND		ug/kg	210	72.	1
Butyl benzyl phthalate	ND		ug/kg	210	53.	1
Di-n-butylphthalate	ND		ug/kg	210	40.	1
Di-n-octylphthalate	ND		ug/kg	210	71.	1

Project Name: PHASE II 169 THIRD AVE **Lab Number:** L2202719

Project Number: 0204090 **Report Date:** 01/26/22

SAMPLE RESULTS

Lab ID: L2202719-07 Date Collected: 01/18/22 09:00

Client ID: SB-3 (13-15') Date Received: 01/18/22

Sample Location: 169 3RD AVENUE, BROOKLYN, NY Field Prep: Not Specified

Sample Depth:

Parameter	Result	Qualifier	Units	RL	MDL	Dilution Factor
Semivolatile Organics by GC/MS - Westborough Lab						
Diethyl phthalate	ND		ug/kg	210	19.	1
Dimethyl phthalate	ND		ug/kg	210	44.	1
Benzo(a)anthracene	1000		ug/kg	120	24.	1
Benzo(a)pyrene	740		ug/kg	170	51.	1
Benzo(b)fluoranthene	940		ug/kg	120	35.	1
Benzo(k)fluoranthene	360		ug/kg	120	34.	1
Chrysene	900		ug/kg	120	22.	1
Acenaphthylene	150	J	ug/kg	170	32.	1
Anthracene	180		ug/kg	120	41.	1
Benzo(ghi)perylene	340		ug/kg	170	25.	1
Fluorene	70	J	ug/kg	210	20.	1
Phenanthrene	690		ug/kg	120	25.	1
Dibenzo(a,h)anthracene	110	J	ug/kg	120	24.	1
Indeno(1,2,3-cd)pyrene	440		ug/kg	170	29.	1
Pyrene	1300		ug/kg	120	21.	1
Biphenyl	ND		ug/kg	480	27.	1
4-Chloroaniline	ND		ug/kg	210	38.	1
2-Nitroaniline	ND		ug/kg	210	40.	1
3-Nitroaniline	ND		ug/kg	210	40.	1
4-Nitroaniline	ND		ug/kg	210	87.	1
Dibenzofuran	61	J	ug/kg	210	20.	1
2-Methylnaphthalene	38	J	ug/kg	250	25.	1
1,2,4,5-Tetrachlorobenzene	ND		ug/kg	210	22.	1
Acetophenone	ND		ug/kg	210	26.	1
2,4,6-Trichlorophenol	ND		ug/kg	120	40.	1
p-Chloro-m-cresol	ND		ug/kg	210	31.	1
2-Chlorophenol	ND		ug/kg	210	25.	1
2,4-Dichlorophenol	ND		ug/kg	190	34.	1
2,4-Dimethylphenol	ND		ug/kg	210	69.	1
2-Nitrophenol	ND		ug/kg	450	79.	1
4-Nitrophenol	ND		ug/kg	290	86.	1
2,4-Dinitrophenol	ND		ug/kg	1000	98.	1
4,6-Dinitro-o-cresol	ND		ug/kg	540	100	1
Pentachlorophenol	ND		ug/kg	170	46.	1
Phenol	48	J	ug/kg	210	32.	1
2-Methylphenol	ND		ug/kg	210	32.	1
3-Methylphenol/4-Methylphenol	220	J	ug/kg	300	33.	1

Project Name: PHASE II 169 THIRD AVE **Lab Number:** L2202719

Project Number: 0204090 **Report Date:** 01/26/22

SAMPLE RESULTS

Lab ID: L2202719-07 Date Collected: 01/18/22 09:00

Client ID: SB-3 (13-15') Date Received: 01/18/22

Sample Location: 169 3RD AVENUE, BROOKLYN, NY Field Prep: Not Specified

Sample Depth:

Parameter	Result	Qualifier	Units	RL	MDL	Dilution Factor
Semivolatile Organics by GC/MS - Westborough Lab						
2,4,5-Trichlorophenol	ND		ug/kg	210	40.	1
Benzoic Acid	ND		ug/kg	680	210	1
Benzyl Alcohol	ND		ug/kg	210	64.	1
Carbazole	72	J	ug/kg	210	20.	1
1,4-Dioxane	ND		ug/kg	31	9.6	1

Surrogate	% Recovery	Qualifier	Acceptance Criteria
2-Fluorophenol	67		25-120
Phenol-d6	69		10-120
Nitrobenzene-d5	77		23-120
2-Fluorobiphenyl	83		30-120
2,4,6-Tribromophenol	91		10-136
4-Terphenyl-d14	81		18-120

Project Name: PHASE II 169 THIRD AVE
Project Number: 0204090
Lab Number: L2202719
Report Date: 01/26/22

SAMPLE RESULTS

Lab ID: L2202719-08
Client ID: SB-4 (0-2')
Sample Location: 169 3RD AVENUE, BROOKLYN, NY

Date Collected: 01/18/22 08:15
Date Received: 01/18/22
Field Prep: Not Specified

Sample Depth:
Matrix: Soil
Analytical Method: 1,8270D
Analytical Date: 01/20/22 21:03
Analyst: IM
Percent Solids: 92%

Extraction Method: EPA 3546
Extraction Date: 01/20/22 02:04

Parameter	Result	Qualifier	Units	RL	MDL	Dilution Factor
Semivolatile Organics by GC/MS - Westborough Lab						
Acenaphthene	75	J	ug/kg	140	19.	1
1,2,4-Trichlorobenzene	ND		ug/kg	180	21.	1
Hexachlorobenzene	ND		ug/kg	110	20.	1
Bis(2-chloroethyl)ether	ND		ug/kg	160	24.	1
2-Chloronaphthalene	ND		ug/kg	180	18.	1
1,2-Dichlorobenzene	ND		ug/kg	180	32.	1
1,3-Dichlorobenzene	ND		ug/kg	180	31.	1
1,4-Dichlorobenzene	ND		ug/kg	180	31.	1
3,3'-Dichlorobenzidine	ND		ug/kg	180	48.	1
2,4-Dinitrotoluene	ND		ug/kg	180	36.	1
2,6-Dinitrotoluene	ND		ug/kg	180	31.	1
Fluoranthene	1700		ug/kg	110	21.	1
4-Chlorophenyl phenyl ether	ND		ug/kg	180	19.	1
4-Bromophenyl phenyl ether	ND		ug/kg	180	28.	1
Bis(2-chloroisopropyl)ether	ND		ug/kg	220	31.	1
Bis(2-chloroethoxy)methane	ND		ug/kg	190	18.	1
Hexachlorobutadiene	ND		ug/kg	180	26.	1
Hexachlorocyclopentadiene	ND		ug/kg	520	160	1
Hexachloroethane	ND		ug/kg	140	29.	1
Isophorone	ND		ug/kg	160	23.	1
Naphthalene	130	J	ug/kg	180	22.	1
Nitrobenzene	ND		ug/kg	160	27.	1
NDPA/DPA	ND		ug/kg	140	20.	1
n-Nitrosodi-n-propylamine	ND		ug/kg	180	28.	1
Bis(2-ethylhexyl)phthalate	70	J	ug/kg	180	62.	1
Butyl benzyl phthalate	ND		ug/kg	180	45.	1
Di-n-butylphthalate	ND		ug/kg	180	34.	1
Di-n-octylphthalate	ND		ug/kg	180	61.	1

Project Name: PHASE II 169 THIRD AVE **Lab Number:** L2202719

Project Number: 0204090 **Report Date:** 01/26/22

SAMPLE RESULTS

Lab ID: L2202719-08 Date Collected: 01/18/22 08:15

Client ID: SB-4 (0-2') Date Received: 01/18/22

Sample Location: 169 3RD AVENUE, BROOKLYN, NY Field Prep: Not Specified

Sample Depth:

Parameter	Result	Qualifier	Units	RL	MDL	Dilution Factor
Semivolatile Organics by GC/MS - Westborough Lab						
Diethyl phthalate	ND		ug/kg	180	17.	1
Dimethyl phthalate	ND		ug/kg	180	38.	1
Benzo(a)anthracene	880		ug/kg	110	20.	1
Benzo(a)pyrene	890		ug/kg	140	44.	1
Benzo(b)fluoranthene	1200		ug/kg	110	30.	1
Benzo(k)fluoranthene	320		ug/kg	110	29.	1
Chrysene	900		ug/kg	110	19.	1
Acenaphthylene	120	J	ug/kg	140	28.	1
Anthracene	250		ug/kg	110	35.	1
Benzo(ghi)perylene	600		ug/kg	140	21.	1
Fluorene	78	J	ug/kg	180	18.	1
Phenanthrene	960		ug/kg	110	22.	1
Dibenzo(a,h)anthracene	140		ug/kg	110	21.	1
Indeno(1,2,3-cd)pyrene	660		ug/kg	140	25.	1
Pyrene	1600		ug/kg	110	18.	1
Biphenyl	ND		ug/kg	410	23.	1
4-Chloroaniline	ND		ug/kg	180	33.	1
2-Nitroaniline	ND		ug/kg	180	35.	1
3-Nitroaniline	ND		ug/kg	180	34.	1
4-Nitroaniline	ND		ug/kg	180	75.	1
Dibenzofuran	54	J	ug/kg	180	17.	1
2-Methylnaphthalene	47	J	ug/kg	220	22.	1
1,2,4,5-Tetrachlorobenzene	ND		ug/kg	180	19.	1
Acetophenone	ND		ug/kg	180	22.	1
2,4,6-Trichlorophenol	ND		ug/kg	110	34.	1
p-Chloro-m-cresol	ND		ug/kg	180	27.	1
2-Chlorophenol	ND		ug/kg	180	21.	1
2,4-Dichlorophenol	ND		ug/kg	160	29.	1
2,4-Dimethylphenol	ND		ug/kg	180	60.	1
2-Nitrophenol	ND		ug/kg	390	68.	1
4-Nitrophenol	ND		ug/kg	250	74.	1
2,4-Dinitrophenol	ND		ug/kg	860	84.	1
4,6-Dinitro-o-cresol	ND		ug/kg	470	86.	1
Pentachlorophenol	ND		ug/kg	140	40.	1
Phenol	ND		ug/kg	180	27.	1
2-Methylphenol	ND		ug/kg	180	28.	1
3-Methylphenol/4-Methylphenol	ND		ug/kg	260	28.	1

Project Name: PHASE II 169 THIRD AVE **Lab Number:** L2202719

Project Number: 0204090 **Report Date:** 01/26/22

SAMPLE RESULTS

Lab ID: L2202719-08 Date Collected: 01/18/22 08:15

Client ID: SB-4 (0-2') Date Received: 01/18/22

Sample Location: 169 3RD AVENUE, BROOKLYN, NY Field Prep: Not Specified

Sample Depth:

Parameter	Result	Qualifier	Units	RL	MDL	Dilution Factor
Semivolatile Organics by GC/MS - Westborough Lab						
2,4,5-Trichlorophenol	ND		ug/kg	180	34.	1
Benzoic Acid	ND		ug/kg	580	180	1
Benzyl Alcohol	ND		ug/kg	180	55.	1
Carbazole	94	J	ug/kg	180	18.	1
1,4-Dioxane	ND		ug/kg	27	8.3	1

Surrogate	% Recovery	Qualifier	Acceptance Criteria
2-Fluorophenol	55		25-120
Phenol-d6	58		10-120
Nitrobenzene-d5	54		23-120
2-Fluorobiphenyl	60		30-120
2,4,6-Tribromophenol	66		10-136
4-Terphenyl-d14	59		18-120

Project Name: PHASE II 169 THIRD AVE
Project Number: 0204090
Lab Number: L2202719
Report Date: 01/26/22

SAMPLE RESULTS

Lab ID: L2202719-09
Client ID: SB-4 (12-14')
Sample Location: 169 3RD AVENUE, BROOKLYN, NY

Date Collected: 01/18/22 13:00
Date Received: 01/18/22
Field Prep: Not Specified

Sample Depth:
Matrix: Soil
Analytical Method: 1,8270D
Analytical Date: 01/20/22 21:27
Analyst: IM
Percent Solids: 84%

Extraction Method: EPA 3546
Extraction Date: 01/20/22 02:04

Parameter	Result	Qualifier	Units	RL	MDL	Dilution Factor
Semivolatile Organics by GC/MS - Westborough Lab						
Acenaphthene	160		ug/kg	160	20.	1
1,2,4-Trichlorobenzene	ND		ug/kg	200	22.	1
Hexachlorobenzene	ND		ug/kg	120	22.	1
Bis(2-chloroethyl)ether	ND		ug/kg	180	27.	1
2-Chloronaphthalene	ND		ug/kg	200	20.	1
1,2-Dichlorobenzene	ND		ug/kg	200	35.	1
1,3-Dichlorobenzene	ND		ug/kg	200	34.	1
1,4-Dichlorobenzene	ND		ug/kg	200	34.	1
3,3'-Dichlorobenzidine	ND		ug/kg	200	52.	1
2,4-Dinitrotoluene	ND		ug/kg	200	39.	1
2,6-Dinitrotoluene	ND		ug/kg	200	34.	1
Fluoranthene	1700		ug/kg	120	22.	1
4-Chlorophenyl phenyl ether	ND		ug/kg	200	21.	1
4-Bromophenyl phenyl ether	ND		ug/kg	200	30.	1
Bis(2-chloroisopropyl)ether	ND		ug/kg	240	34.	1
Bis(2-chloroethoxy)methane	ND		ug/kg	210	20.	1
Hexachlorobutadiene	ND		ug/kg	200	29.	1
Hexachlorocyclopentadiene	ND		ug/kg	560	180	1
Hexachloroethane	ND		ug/kg	160	32.	1
Isophorone	ND		ug/kg	180	26.	1
Naphthalene	160	J	ug/kg	200	24.	1
Nitrobenzene	ND		ug/kg	180	29.	1
NDPA/DPA	ND		ug/kg	160	22.	1
n-Nitrosodi-n-propylamine	ND		ug/kg	200	30.	1
Bis(2-ethylhexyl)phthalate	ND		ug/kg	200	68.	1
Butyl benzyl phthalate	ND		ug/kg	200	50.	1
Di-n-butylphthalate	ND		ug/kg	200	37.	1
Di-n-octylphthalate	ND		ug/kg	200	67.	1

Project Name: PHASE II 169 THIRD AVE **Lab Number:** L2202719

Project Number: 0204090 **Report Date:** 01/26/22

SAMPLE RESULTS

Lab ID: L2202719-09 Date Collected: 01/18/22 13:00

Client ID: SB-4 (12-14') Date Received: 01/18/22

Sample Location: 169 3RD AVENUE, BROOKLYN, NY Field Prep: Not Specified

Sample Depth:

Parameter	Result	Qualifier	Units	RL	MDL	Dilution Factor
Semivolatile Organics by GC/MS - Westborough Lab						
Diethyl phthalate	ND		ug/kg	200	18.	1
Dimethyl phthalate	ND		ug/kg	200	41.	1
Benzo(a)anthracene	1500		ug/kg	120	22.	1
Benzo(a)pyrene	1800		ug/kg	160	48.	1
Benzo(b)fluoranthene	2000		ug/kg	120	33.	1
Benzo(k)fluoranthene	690		ug/kg	120	31.	1
Chrysene	1300		ug/kg	120	20.	1
Acenaphthylene	ND		ug/kg	160	30.	1
Anthracene	450		ug/kg	120	38.	1
Benzo(ghi)perylene	940		ug/kg	160	23.	1
Fluorene	160	J	ug/kg	200	19.	1
Phenanthrene	1200		ug/kg	120	24.	1
Dibenzo(a,h)anthracene	300		ug/kg	120	23.	1
Indeno(1,2,3-cd)pyrene	1200		ug/kg	160	27.	1
Pyrene	1500		ug/kg	120	20.	1
Biphenyl	ND		ug/kg	450	26.	1
4-Chloroaniline	ND		ug/kg	200	36.	1
2-Nitroaniline	ND		ug/kg	200	38.	1
3-Nitroaniline	ND		ug/kg	200	37.	1
4-Nitroaniline	ND		ug/kg	200	81.	1
Dibenzofuran	88	J	ug/kg	200	18.	1
2-Methylnaphthalene	62	J	ug/kg	240	24.	1
1,2,4,5-Tetrachlorobenzene	ND		ug/kg	200	20.	1
Acetophenone	ND		ug/kg	200	24.	1
2,4,6-Trichlorophenol	ND		ug/kg	120	37.	1
p-Chloro-m-cresol	ND		ug/kg	200	29.	1
2-Chlorophenol	ND		ug/kg	200	23.	1
2,4-Dichlorophenol	ND		ug/kg	180	32.	1
2,4-Dimethylphenol	ND		ug/kg	200	65.	1
2-Nitrophenol	ND		ug/kg	420	74.	1
4-Nitrophenol	ND		ug/kg	280	80.	1
2,4-Dinitrophenol	ND		ug/kg	940	92.	1
4,6-Dinitro-o-cresol	ND		ug/kg	510	94.	1
Pentachlorophenol	ND		ug/kg	160	43.	1
Phenol	30	J	ug/kg	200	30.	1
2-Methylphenol	ND		ug/kg	200	30.	1
3-Methylphenol/4-Methylphenol	240	J	ug/kg	280	31.	1

Project Name: PHASE II 169 THIRD AVE **Lab Number:** L2202719

Project Number: 0204090 **Report Date:** 01/26/22

SAMPLE RESULTS

Lab ID: L2202719-09 Date Collected: 01/18/22 13:00

Client ID: SB-4 (12-14') Date Received: 01/18/22

Sample Location: 169 3RD AVENUE, BROOKLYN, NY Field Prep: Not Specified

Sample Depth:

Parameter	Result	Qualifier	Units	RL	MDL	Dilution Factor
Semivolatile Organics by GC/MS - Westborough Lab						
2,4,5-Trichlorophenol	ND		ug/kg	200	38.	1
Benzoic Acid	ND		ug/kg	640	200	1
Benzyl Alcohol	ND		ug/kg	200	60.	1
Carbazole	220		ug/kg	200	19.	1
1,4-Dioxane	ND		ug/kg	29	9.0	1

Surrogate	% Recovery	Qualifier	Acceptance Criteria
2-Fluorophenol	56		25-120
Phenol-d6	60		10-120
Nitrobenzene-d5	64		23-120
2-Fluorobiphenyl	67		30-120
2,4,6-Tribromophenol	64		10-136
4-Terphenyl-d14	63		18-120

Project Name: PHASE II 169 THIRD AVE
Project Number: 0204090
Lab Number: L2202719
Report Date: 01/26/22

SAMPLE RESULTS

Lab ID: L2202719-10
Client ID: SB-5 (0-2')
Sample Location: 169 3RD AVENUE, BROOKLYN, NY

Date Collected: 01/18/22 09:35
Date Received: 01/18/22
Field Prep: Not Specified

Sample Depth:
Matrix: Soil
Analytical Method: 1,8270D
Analytical Date: 01/21/22 10:20
Analyst: CMM
Percent Solids: 90%

Extraction Method: EPA 3546
Extraction Date: 01/20/22 02:04

Parameter	Result	Qualifier	Units	RL	MDL	Dilution Factor
Semivolatile Organics by GC/MS - Westborough Lab						
Acenaphthene	200		ug/kg	150	19.	1
1,2,4-Trichlorobenzene	ND		ug/kg	180	21.	1
Hexachlorobenzene	ND		ug/kg	110	21.	1
Bis(2-chloroethyl)ether	ND		ug/kg	170	25.	1
2-Chloronaphthalene	ND		ug/kg	180	18.	1
1,2-Dichlorobenzene	ND		ug/kg	180	33.	1
1,3-Dichlorobenzene	ND		ug/kg	180	32.	1
1,4-Dichlorobenzene	ND		ug/kg	180	32.	1
3,3'-Dichlorobenzidine	ND		ug/kg	180	49.	1
2,4-Dinitrotoluene	ND		ug/kg	180	37.	1
2,6-Dinitrotoluene	ND		ug/kg	180	32.	1
Fluoranthene	2900		ug/kg	110	21.	1
4-Chlorophenyl phenyl ether	ND		ug/kg	180	20.	1
4-Bromophenyl phenyl ether	ND		ug/kg	180	28.	1
Bis(2-chloroisopropyl)ether	ND		ug/kg	220	32.	1
Bis(2-chloroethoxy)methane	ND		ug/kg	200	18.	1
Hexachlorobutadiene	ND		ug/kg	180	27.	1
Hexachlorocyclopentadiene	ND		ug/kg	530	170	1
Hexachloroethane	ND		ug/kg	150	30.	1
Isophorone	ND		ug/kg	170	24.	1
Naphthalene	110	J	ug/kg	180	22.	1
Nitrobenzene	ND		ug/kg	170	27.	1
NDPA/DPA	ND		ug/kg	150	21.	1
n-Nitrosodi-n-propylamine	ND		ug/kg	180	28.	1
Bis(2-ethylhexyl)phthalate	ND		ug/kg	180	64.	1
Butyl benzyl phthalate	ND		ug/kg	180	47.	1
Di-n-butylphthalate	ND		ug/kg	180	35.	1
Di-n-octylphthalate	ND		ug/kg	180	63.	1

Project Name: PHASE II 169 THIRD AVE **Lab Number:** L2202719

Project Number: 0204090 **Report Date:** 01/26/22

SAMPLE RESULTS

Lab ID: L2202719-10 Date Collected: 01/18/22 09:35

Client ID: SB-5 (0-2') Date Received: 01/18/22

Sample Location: 169 3RD AVENUE, BROOKLYN, NY Field Prep: Not Specified

Sample Depth:

Parameter	Result	Qualifier	Units	RL	MDL	Dilution Factor
Semivolatile Organics by GC/MS - Westborough Lab						
Diethyl phthalate	ND		ug/kg	180	17.	1
Dimethyl phthalate	ND		ug/kg	180	39.	1
Benzo(a)anthracene	1400		ug/kg	110	21.	1
Benzo(a)pyrene	1300		ug/kg	150	45.	1
Benzo(b)fluoranthene	1800		ug/kg	110	31.	1
Benzo(k)fluoranthene	610		ug/kg	110	30.	1
Chrysene	1400		ug/kg	110	19.	1
Acenaphthylene	45	J	ug/kg	150	28.	1
Anthracene	520		ug/kg	110	36.	1
Benzo(ghi)perylene	940		ug/kg	150	22.	1
Fluorene	180		ug/kg	180	18.	1
Phenanthrene	2500		ug/kg	110	22.	1
Dibenzo(a,h)anthracene	230		ug/kg	110	21.	1
Indeno(1,2,3-cd)pyrene	1000		ug/kg	150	26.	1
Pyrene	2400		ug/kg	110	18.	1
Biphenyl	ND		ug/kg	420	24.	1
4-Chloroaniline	ND		ug/kg	180	34.	1
2-Nitroaniline	ND		ug/kg	180	36.	1
3-Nitroaniline	ND		ug/kg	180	35.	1
4-Nitroaniline	ND		ug/kg	180	77.	1
Dibenzofuran	130	J	ug/kg	180	18.	1
2-Methylnaphthalene	90	J	ug/kg	220	22.	1
1,2,4,5-Tetrachlorobenzene	ND		ug/kg	180	19.	1
Acetophenone	ND		ug/kg	180	23.	1
2,4,6-Trichlorophenol	ND		ug/kg	110	35.	1
p-Chloro-m-cresol	ND		ug/kg	180	28.	1
2-Chlorophenol	ND		ug/kg	180	22.	1
2,4-Dichlorophenol	ND		ug/kg	170	30.	1
2,4-Dimethylphenol	ND		ug/kg	180	61.	1
2-Nitrophenol	ND		ug/kg	400	70.	1
4-Nitrophenol	ND		ug/kg	260	76.	1
2,4-Dinitrophenol	ND		ug/kg	890	86.	1
4,6-Dinitro-o-cresol	ND		ug/kg	480	89.	1
Pentachlorophenol	ND		ug/kg	150	41.	1
Phenol	ND		ug/kg	180	28.	1
2-Methylphenol	ND		ug/kg	180	29.	1
3-Methylphenol/4-Methylphenol	ND		ug/kg	270	29.	1

Project Name: PHASE II 169 THIRD AVE **Lab Number:** L2202719

Project Number: 0204090 **Report Date:** 01/26/22

SAMPLE RESULTS

Lab ID: L2202719-10 Date Collected: 01/18/22 09:35

Client ID: SB-5 (0-2') Date Received: 01/18/22

Sample Location: 169 3RD AVENUE, BROOKLYN, NY Field Prep: Not Specified

Sample Depth:

Parameter	Result	Qualifier	Units	RL	MDL	Dilution Factor
Semivolatile Organics by GC/MS - Westborough Lab						
2,4,5-Trichlorophenol	ND		ug/kg	180	35.	1
Benzoic Acid	ND		ug/kg	600	190	1
Benzyl Alcohol	ND		ug/kg	180	57.	1
Carbazole	210		ug/kg	180	18.	1
1,4-Dioxane	ND		ug/kg	28	8.5	1

Surrogate	% Recovery	Qualifier	Acceptance Criteria
2-Fluorophenol	51		25-120
Phenol-d6	71		10-120
Nitrobenzene-d5	68		23-120
2-Fluorobiphenyl	73		30-120
2,4,6-Tribromophenol	42		10-136
4-Terphenyl-d14	70		18-120

Project Name: PHASE II 169 THIRD AVE
Project Number: 0204090
Lab Number: L2202719
Report Date: 01/26/22

SAMPLE RESULTS

Lab ID: L2202719-11
Client ID: SB-5 (13-15')
Sample Location: 169 3RD AVENUE, BROOKLYN, NY

Date Collected: 01/18/22 09:53
Date Received: 01/18/22
Field Prep: Not Specified

Sample Depth:
Matrix: Soil
Analytical Method: 1,8270D
Analytical Date: 01/21/22 05:13
Analyst: CMM
Percent Solids: 82%

Extraction Method: EPA 3546
Extraction Date: 01/20/22 02:04

Parameter	Result	Qualifier	Units	RL	MDL	Dilution Factor
Semivolatile Organics by GC/MS - Westborough Lab						
Acenaphthene	ND		ug/kg	160	21.	1
1,2,4-Trichlorobenzene	ND		ug/kg	200	23.	1
Hexachlorobenzene	ND		ug/kg	120	22.	1
Bis(2-chloroethyl)ether	ND		ug/kg	180	27.	1
2-Chloronaphthalene	ND		ug/kg	200	20.	1
1,2-Dichlorobenzene	ND		ug/kg	200	36.	1
1,3-Dichlorobenzene	ND		ug/kg	200	34.	1
1,4-Dichlorobenzene	ND		ug/kg	200	35.	1
3,3'-Dichlorobenzidine	ND		ug/kg	200	53.	1
2,4-Dinitrotoluene	ND		ug/kg	200	40.	1
2,6-Dinitrotoluene	ND		ug/kg	200	34.	1
Fluoranthene	54	J	ug/kg	120	23.	1
4-Chlorophenyl phenyl ether	ND		ug/kg	200	22.	1
4-Bromophenyl phenyl ether	ND		ug/kg	200	31.	1
Bis(2-chloroisopropyl)ether	ND		ug/kg	240	34.	1
Bis(2-chloroethoxy)methane	ND		ug/kg	220	20.	1
Hexachlorobutadiene	ND		ug/kg	200	29.	1
Hexachlorocyclopentadiene	ND		ug/kg	570	180	1
Hexachloroethane	ND		ug/kg	160	32.	1
Isophorone	ND		ug/kg	180	26.	1
Naphthalene	ND		ug/kg	200	24.	1
Nitrobenzene	ND		ug/kg	180	30.	1
NDPA/DPA	ND		ug/kg	160	23.	1
n-Nitrosodi-n-propylamine	ND		ug/kg	200	31.	1
Bis(2-ethylhexyl)phthalate	ND		ug/kg	200	70.	1
Butyl benzyl phthalate	ND		ug/kg	200	51.	1
Di-n-butylphthalate	ND		ug/kg	200	38.	1
Di-n-octylphthalate	ND		ug/kg	200	68.	1

Project Name: PHASE II 169 THIRD AVE **Lab Number:** L2202719

Project Number: 0204090 **Report Date:** 01/26/22

SAMPLE RESULTS

Lab ID: L2202719-11 Date Collected: 01/18/22 09:53

Client ID: SB-5 (13-15') Date Received: 01/18/22

Sample Location: 169 3RD AVENUE, BROOKLYN, NY Field Prep: Not Specified

Sample Depth:

Parameter	Result	Qualifier	Units	RL	MDL	Dilution Factor
Semivolatile Organics by GC/MS - Westborough Lab						
Diethyl phthalate	ND		ug/kg	200	19.	1
Dimethyl phthalate	ND		ug/kg	200	42.	1
Benzo(a)anthracene	41	J	ug/kg	120	23.	1
Benzo(a)pyrene	ND		ug/kg	160	49.	1
Benzo(b)fluoranthene	44	J	ug/kg	120	34.	1
Benzo(k)fluoranthene	ND		ug/kg	120	32.	1
Chrysene	36	J	ug/kg	120	21.	1
Acenaphthylene	ND		ug/kg	160	31.	1
Anthracene	ND		ug/kg	120	39.	1
Benzo(ghi)perylene	ND		ug/kg	160	24.	1
Fluorene	ND		ug/kg	200	20.	1
Phenanthrene	32	J	ug/kg	120	24.	1
Dibenzo(a,h)anthracene	ND		ug/kg	120	23.	1
Indeno(1,2,3-cd)pyrene	ND		ug/kg	160	28.	1
Pyrene	50	J	ug/kg	120	20.	1
Biphenyl	ND		ug/kg	460	26.	1
4-Chloroaniline	ND		ug/kg	200	36.	1
2-Nitroaniline	ND		ug/kg	200	39.	1
3-Nitroaniline	ND		ug/kg	200	38.	1
4-Nitroaniline	ND		ug/kg	200	83.	1
Dibenzofuran	ND		ug/kg	200	19.	1
2-Methylnaphthalene	ND		ug/kg	240	24.	1
1,2,4,5-Tetrachlorobenzene	ND		ug/kg	200	21.	1
Acetophenone	ND		ug/kg	200	25.	1
2,4,6-Trichlorophenol	ND		ug/kg	120	38.	1
p-Chloro-m-cresol	ND		ug/kg	200	30.	1
2-Chlorophenol	ND		ug/kg	200	24.	1
2,4-Dichlorophenol	ND		ug/kg	180	32.	1
2,4-Dimethylphenol	ND		ug/kg	200	66.	1
2-Nitrophenol	ND		ug/kg	430	76.	1
4-Nitrophenol	ND		ug/kg	280	82.	1
2,4-Dinitrophenol	ND		ug/kg	960	94.	1
4,6-Dinitro-o-cresol	ND		ug/kg	520	96.	1
Pentachlorophenol	ND		ug/kg	160	44.	1
Phenol	ND		ug/kg	200	30.	1
2-Methylphenol	ND		ug/kg	200	31.	1
3-Methylphenol/4-Methylphenol	ND		ug/kg	290	31.	1

Project Name: PHASE II 169 THIRD AVE **Lab Number:** L2202719

Project Number: 0204090 **Report Date:** 01/26/22

SAMPLE RESULTS

Lab ID: L2202719-11 Date Collected: 01/18/22 09:53

Client ID: SB-5 (13-15') Date Received: 01/18/22

Sample Location: 169 3RD AVENUE, BROOKLYN, NY Field Prep: Not Specified

Sample Depth:

Parameter	Result	Qualifier	Units	RL	MDL	Dilution Factor
Semivolatile Organics by GC/MS - Westborough Lab						
2,4,5-Trichlorophenol	ND		ug/kg	200	38.	1
Benzoic Acid	ND		ug/kg	650	200	1
Benzyl Alcohol	ND		ug/kg	200	61.	1
Carbazole	ND		ug/kg	200	20.	1
1,4-Dioxane	ND		ug/kg	30	9.2	1

Surrogate	% Recovery	Qualifier	Acceptance Criteria
2-Fluorophenol	75		25-120
Phenol-d6	77		10-120
Nitrobenzene-d5	71		23-120
2-Fluorobiphenyl	81		30-120
2,4,6-Tribromophenol	83		10-136
4-Terphenyl-d14	78		18-120

Project Name: PHASE II 169 THIRD AVE
Project Number: 0204090
Lab Number: L2202719
Report Date: 01/26/22

SAMPLE RESULTS

Lab ID: L2202719-12
Client ID: SB-7 (0-2')
Sample Location: 169 3RD AVENUE, BROOKLYN, NY

Date Collected: 01/18/22 11:10
Date Received: 01/18/22
Field Prep: Not Specified

Sample Depth:
Matrix: Soil
Analytical Method: 1,8270D
Analytical Date: 01/21/22 09:36
Analyst: CMM
Percent Solids: 87%

Extraction Method: EPA 3546
Extraction Date: 01/20/22 02:04

Parameter	Result	Qualifier	Units	RL	MDL	Dilution Factor
Semivolatile Organics by GC/MS - Westborough Lab						
Acenaphthene	1000		ug/kg	150	19.	1
1,2,4-Trichlorobenzene	ND		ug/kg	190	21.	1
Hexachlorobenzene	ND		ug/kg	110	21.	1
Bis(2-chloroethyl)ether	ND		ug/kg	170	25.	1
2-Chloronaphthalene	ND		ug/kg	190	19.	1
1,2-Dichlorobenzene	ND		ug/kg	190	34.	1
1,3-Dichlorobenzene	ND		ug/kg	190	32.	1
1,4-Dichlorobenzene	ND		ug/kg	190	33.	1
3,3'-Dichlorobenzidine	ND		ug/kg	190	50.	1
2,4-Dinitrotoluene	ND		ug/kg	190	38.	1
2,6-Dinitrotoluene	ND		ug/kg	190	32.	1
Fluoranthene	11000	E	ug/kg	110	22.	1
4-Chlorophenyl phenyl ether	ND		ug/kg	190	20.	1
4-Bromophenyl phenyl ether	ND		ug/kg	190	29.	1
Bis(2-chloroisopropyl)ether	ND		ug/kg	220	32.	1
Bis(2-chloroethoxy)methane	ND		ug/kg	200	19.	1
Hexachlorobutadiene	ND		ug/kg	190	28.	1
Hexachlorocyclopentadiene	ND		ug/kg	540	170	1
Hexachloroethane	ND		ug/kg	150	30.	1
Isophorone	ND		ug/kg	170	24.	1
Naphthalene	380		ug/kg	190	23.	1
Nitrobenzene	ND		ug/kg	170	28.	1
NDPA/DPA	ND		ug/kg	150	21.	1
n-Nitrosodi-n-propylamine	ND		ug/kg	190	29.	1
Bis(2-ethylhexyl)phthalate	ND		ug/kg	190	65.	1
Butyl benzyl phthalate	ND		ug/kg	190	47.	1
Di-n-butylphthalate	ND		ug/kg	190	36.	1
Di-n-octylphthalate	ND		ug/kg	190	64.	1

Project Name: PHASE II 169 THIRD AVE **Lab Number:** L2202719

Project Number: 0204090 **Report Date:** 01/26/22

SAMPLE RESULTS

Lab ID: L2202719-12 Date Collected: 01/18/22 11:10

Client ID: SB-7 (0-2') Date Received: 01/18/22

Sample Location: 169 3RD AVENUE, BROOKLYN, NY Field Prep: Not Specified

Sample Depth:

Parameter	Result	Qualifier	Units	RL	MDL	Dilution Factor
Semivolatile Organics by GC/MS - Westborough Lab						
Diethyl phthalate	ND		ug/kg	190	17.	1
Dimethyl phthalate	ND		ug/kg	190	39.	1
Benzo(a)anthracene	6900		ug/kg	110	21.	1
Benzo(a)pyrene	6500		ug/kg	150	46.	1
Benzo(b)fluoranthene	8700	E	ug/kg	110	32.	1
Benzo(k)fluoranthene	2200		ug/kg	110	30.	1
Chrysene	6400		ug/kg	110	20.	1
Acenaphthylene	660		ug/kg	150	29.	1
Anthracene	2700		ug/kg	110	37.	1
Benzo(ghi)perylene	4800		ug/kg	150	22.	1
Fluorene	1100		ug/kg	190	18.	1
Phenanthrene	9200	E	ug/kg	110	23.	1
Dibenzo(a,h)anthracene	1100		ug/kg	110	22.	1
Indeno(1,2,3-cd)pyrene	5300		ug/kg	150	26.	1
Pyrene	11000	E	ug/kg	110	19.	1
Biphenyl	74	J	ug/kg	430	24.	1
4-Chloroaniline	ND		ug/kg	190	34.	1
2-Nitroaniline	ND		ug/kg	190	36.	1
3-Nitroaniline	ND		ug/kg	190	35.	1
4-Nitroaniline	ND		ug/kg	190	78.	1
Dibenzofuran	620		ug/kg	190	18.	1
2-Methylnaphthalene	210	J	ug/kg	220	23.	1
1,2,4,5-Tetrachlorobenzene	ND		ug/kg	190	20.	1
Acetophenone	ND		ug/kg	190	23.	1
2,4,6-Trichlorophenol	ND		ug/kg	110	36.	1
p-Chloro-m-cresol	ND		ug/kg	190	28.	1
2-Chlorophenol	ND		ug/kg	190	22.	1
2,4-Dichlorophenol	ND		ug/kg	170	30.	1
2,4-Dimethylphenol	ND		ug/kg	190	62.	1
2-Nitrophenol	ND		ug/kg	400	71.	1
4-Nitrophenol	ND		ug/kg	260	77.	1
2,4-Dinitrophenol	ND		ug/kg	900	88.	1
4,6-Dinitro-o-cresol	ND		ug/kg	490	90.	1
Pentachlorophenol	ND		ug/kg	150	41.	1
Phenol	ND		ug/kg	190	28.	1
2-Methylphenol	ND		ug/kg	190	29.	1
3-Methylphenol/4-Methylphenol	45	J	ug/kg	270	29.	1

Project Name: PHASE II 169 THIRD AVE **Lab Number:** L2202719

Project Number: 0204090 **Report Date:** 01/26/22

SAMPLE RESULTS

Lab ID: L2202719-12 Date Collected: 01/18/22 11:10

Client ID: SB-7 (0-2') Date Received: 01/18/22

Sample Location: 169 3RD AVENUE, BROOKLYN, NY Field Prep: Not Specified

Sample Depth:

Parameter	Result	Qualifier	Units	RL	MDL	Dilution Factor
Semivolatile Organics by GC/MS - Westborough Lab						
2,4,5-Trichlorophenol	ND		ug/kg	190	36.	1
Benzoic Acid	ND		ug/kg	610	190	1
Benzyl Alcohol	ND		ug/kg	190	57.	1
Carbazole	1100		ug/kg	190	18.	1
1,4-Dioxane	ND		ug/kg	28	8.6	1

Surrogate	% Recovery	Qualifier	Acceptance Criteria
2-Fluorophenol	65		25-120
Phenol-d6	69		10-120
Nitrobenzene-d5	67		23-120
2-Fluorobiphenyl	74		30-120
2,4,6-Tribromophenol	81		10-136
4-Terphenyl-d14	75		18-120

Project Name: PHASE II 169 THIRD AVE
Project Number: 0204090
Lab Number: L2202719
Report Date: 01/26/22

SAMPLE RESULTS

Lab ID: L2202719-12 D
Client ID: SB-7 (0-2')
Sample Location: 169 3RD AVENUE, BROOKLYN, NY

Sample Depth:
Matrix: Soil
Analytical Method: 1,8270D
Analytical Date: 01/22/22 15:48
Analyst: CMM
Percent Solids: 87%

Date Collected: 01/18/22 11:10
Date Received: 01/18/22
Field Prep: Not Specified

Extraction Method: EPA 3546
Extraction Date: 01/20/22 02:04

Parameter	Result	Qualifier	Units	RL	MDL	Dilution Factor
Semivolatile Organics by GC/MS - Westborough Lab						
Fluoranthene	12000		ug/kg	560	110	5
Benzo(b)fluoranthene	6500		ug/kg	560	160	5
Phenanthrene	8100		ug/kg	560	110	5
Pyrene	10000		ug/kg	560	93.	5

Project Name: PHASE II 169 THIRD AVE
Project Number: 0204090
Lab Number: L2202719
Report Date: 01/26/22

SAMPLE RESULTS

Lab ID: L2202719-13
Client ID: SB-7 (12-14')
Sample Location: 169 3RD AVENUE, BROOKLYN, NY

Date Collected: 01/18/22 11:30
Date Received: 01/18/22
Field Prep: Not Specified

Sample Depth:
Matrix: Soil
Analytical Method: 1,8270D
Analytical Date: 01/21/22 09:14
Analyst: CMM
Percent Solids: 68%

Extraction Method: EPA 3546
Extraction Date: 01/20/22 02:28

Parameter	Result	Qualifier	Units	RL	MDL	Dilution Factor
Semivolatile Organics by GC/MS - Westborough Lab						
Acenaphthene	190		ug/kg	190	25.	1
1,2,4-Trichlorobenzene	ND		ug/kg	240	28.	1
Hexachlorobenzene	ND		ug/kg	140	27.	1
Bis(2-chloroethyl)ether	ND		ug/kg	220	33.	1
2-Chloronaphthalene	ND		ug/kg	240	24.	1
1,2-Dichlorobenzene	ND		ug/kg	240	43.	1
1,3-Dichlorobenzene	ND		ug/kg	240	41.	1
1,4-Dichlorobenzene	ND		ug/kg	240	42.	1
3,3'-Dichlorobenzidine	ND		ug/kg	240	64.	1
2,4-Dinitrotoluene	ND		ug/kg	240	48.	1
2,6-Dinitrotoluene	ND		ug/kg	240	41.	1
Fluoranthene	1200		ug/kg	140	28.	1
4-Chlorophenyl phenyl ether	ND		ug/kg	240	26.	1
4-Bromophenyl phenyl ether	ND		ug/kg	240	37.	1
Bis(2-chloroisopropyl)ether	ND		ug/kg	290	41.	1
Bis(2-chloroethoxy)methane	ND		ug/kg	260	24.	1
Hexachlorobutadiene	ND		ug/kg	240	35.	1
Hexachlorocyclopentadiene	ND		ug/kg	690	220	1
Hexachloroethane	ND		ug/kg	190	39.	1
Isophorone	ND		ug/kg	220	31.	1
Naphthalene	180	J	ug/kg	240	29.	1
Nitrobenzene	ND		ug/kg	220	36.	1
NDPA/DPA	ND		ug/kg	190	27.	1
n-Nitrosodi-n-propylamine	ND		ug/kg	240	37.	1
Bis(2-ethylhexyl)phthalate	ND		ug/kg	240	83.	1
Butyl benzyl phthalate	ND		ug/kg	240	61.	1
Di-n-butylphthalate	ND		ug/kg	240	46.	1
Di-n-octylphthalate	ND		ug/kg	240	82.	1

Project Name: PHASE II 169 THIRD AVE **Lab Number:** L2202719

Project Number: 0204090 **Report Date:** 01/26/22

SAMPLE RESULTS

Lab ID: L2202719-13 Date Collected: 01/18/22 11:30

Client ID: SB-7 (12-14') Date Received: 01/18/22

Sample Location: 169 3RD AVENUE, BROOKLYN, NY Field Prep: Not Specified

Sample Depth:

Parameter	Result	Qualifier	Units	RL	MDL	Dilution Factor
Semivolatile Organics by GC/MS - Westborough Lab						
Diethyl phthalate	ND		ug/kg	240	22.	1
Dimethyl phthalate	ND		ug/kg	240	51.	1
Benzo(a)anthracene	580		ug/kg	140	27.	1
Benzo(a)pyrene	480		ug/kg	190	59.	1
Benzo(b)fluoranthene	620		ug/kg	140	41.	1
Benzo(k)fluoranthene	190		ug/kg	140	39.	1
Chrysene	580		ug/kg	140	25.	1
Acenaphthylene	ND		ug/kg	190	37.	1
Anthracene	280		ug/kg	140	47.	1
Benzo(ghi)perylene	260		ug/kg	190	28.	1
Fluorene	190	J	ug/kg	240	23.	1
Phenanthrene	1200		ug/kg	140	29.	1
Dibenzo(a,h)anthracene	75	J	ug/kg	140	28.	1
Indeno(1,2,3-cd)pyrene	300		ug/kg	190	34.	1
Pyrene	1000		ug/kg	140	24.	1
Biphenyl	ND		ug/kg	550	31.	1
4-Chloroaniline	ND		ug/kg	240	44.	1
2-Nitroaniline	ND		ug/kg	240	46.	1
3-Nitroaniline	ND		ug/kg	240	46.	1
4-Nitroaniline	ND		ug/kg	240	100	1
Dibenzofuran	140	J	ug/kg	240	23.	1
2-Methylnaphthalene	57	J	ug/kg	290	29.	1
1,2,4,5-Tetrachlorobenzene	ND		ug/kg	240	25.	1
Acetophenone	ND		ug/kg	240	30.	1
2,4,6-Trichlorophenol	ND		ug/kg	140	46.	1
p-Chloro-m-cresol	ND		ug/kg	240	36.	1
2-Chlorophenol	ND		ug/kg	240	28.	1
2,4-Dichlorophenol	ND		ug/kg	220	39.	1
2,4-Dimethylphenol	ND		ug/kg	240	80.	1
2-Nitrophenol	ND		ug/kg	520	91.	1
4-Nitrophenol	ND		ug/kg	340	98.	1
2,4-Dinitrophenol	ND		ug/kg	1200	110	1
4,6-Dinitro-o-cresol	ND		ug/kg	630	120	1
Pentachlorophenol	ND		ug/kg	190	53.	1
Phenol	ND		ug/kg	240	36.	1
2-Methylphenol	ND		ug/kg	240	37.	1
3-Methylphenol/4-Methylphenol	640		ug/kg	350	38.	1

Project Name: PHASE II 169 THIRD AVE **Lab Number:** L2202719

Project Number: 0204090 **Report Date:** 01/26/22

SAMPLE RESULTS

Lab ID: L2202719-13 Date Collected: 01/18/22 11:30

Client ID: SB-7 (12-14') Date Received: 01/18/22

Sample Location: 169 3RD AVENUE, BROOKLYN, NY Field Prep: Not Specified

Sample Depth:

Parameter	Result	Qualifier	Units	RL	MDL	Dilution Factor
Semivolatile Organics by GC/MS - Westborough Lab						
2,4,5-Trichlorophenol	ND		ug/kg	240	46.	1
Benzoic Acid	ND		ug/kg	780	240	1
Benzyl Alcohol	ND		ug/kg	240	74.	1
Carbazole	140	J	ug/kg	240	23.	1
1,4-Dioxane	ND		ug/kg	36	11.	1

Surrogate	% Recovery	Qualifier	Acceptance Criteria
2-Fluorophenol	76		25-120
Phenol-d6	79		10-120
Nitrobenzene-d5	79		23-120
2-Fluorobiphenyl	81		30-120
2,4,6-Tribromophenol	85		10-136
4-Terphenyl-d14	74		18-120

Project Name: PHASE II 169 THIRD AVE
Project Number: 0204090
Lab Number: L2202719
Report Date: 01/26/22

SAMPLE RESULTS

Lab ID: L2202719-14
Client ID: DUP_20220118
Sample Location: 169 3RD AVENUE, BROOKLYN, NY

Date Collected: 01/18/22 00:00
Date Received: 01/18/22
Field Prep: Not Specified

Sample Depth:
Matrix: Soil
Analytical Method: 1,8270D
Analytical Date: 01/21/22 09:58
Analyst: CMM
Percent Solids: 88%

Extraction Method: EPA 3546
Extraction Date: 01/20/22 02:28

Parameter	Result	Qualifier	Units	RL	MDL	Dilution Factor
Semivolatile Organics by GC/MS - Westborough Lab						
Acenaphthene	110	J	ug/kg	150	19.	1
1,2,4-Trichlorobenzene	ND		ug/kg	180	21.	1
Hexachlorobenzene	ND		ug/kg	110	21.	1
Bis(2-chloroethyl)ether	ND		ug/kg	170	25.	1
2-Chloronaphthalene	ND		ug/kg	180	18.	1
1,2-Dichlorobenzene	ND		ug/kg	180	33.	1
1,3-Dichlorobenzene	ND		ug/kg	180	32.	1
1,4-Dichlorobenzene	ND		ug/kg	180	32.	1
3,3'-Dichlorobenzidine	ND		ug/kg	180	49.	1
2,4-Dinitrotoluene	ND		ug/kg	180	37.	1
2,6-Dinitrotoluene	ND		ug/kg	180	32.	1
Fluoranthene	2100		ug/kg	110	21.	1
4-Chlorophenyl phenyl ether	ND		ug/kg	180	20.	1
4-Bromophenyl phenyl ether	ND		ug/kg	180	28.	1
Bis(2-chloroisopropyl)ether	ND		ug/kg	220	32.	1
Bis(2-chloroethoxy)methane	ND		ug/kg	200	19.	1
Hexachlorobutadiene	ND		ug/kg	180	27.	1
Hexachlorocyclopentadiene	ND		ug/kg	530	170	1
Hexachloroethane	ND		ug/kg	150	30.	1
Isophorone	ND		ug/kg	170	24.	1
Naphthalene	48	J	ug/kg	180	23.	1
Nitrobenzene	ND		ug/kg	170	27.	1
NDPA/DPA	ND		ug/kg	150	21.	1
n-Nitrosodi-n-propylamine	ND		ug/kg	180	29.	1
Bis(2-ethylhexyl)phthalate	ND		ug/kg	180	64.	1
Butyl benzyl phthalate	ND		ug/kg	180	47.	1
Di-n-butylphthalate	ND		ug/kg	180	35.	1
Di-n-octylphthalate	ND		ug/kg	180	63.	1

Project Name: PHASE II 169 THIRD AVE **Lab Number:** L2202719

Project Number: 0204090 **Report Date:** 01/26/22

SAMPLE RESULTS

Lab ID: L2202719-14 Date Collected: 01/18/22 00:00

Client ID: DUP_20220118 Date Received: 01/18/22

Sample Location: 169 3RD AVENUE, BROOKLYN, NY Field Prep: Not Specified

Sample Depth:

Parameter	Result	Qualifier	Units	RL	MDL	Dilution Factor
Semivolatile Organics by GC/MS - Westborough Lab						
Diethyl phthalate	ND		ug/kg	180	17.	1
Dimethyl phthalate	ND		ug/kg	180	39.	1
Benzo(a)anthracene	1100		ug/kg	110	21.	1
Benzo(a)pyrene	1100		ug/kg	150	45.	1
Benzo(b)fluoranthene	1400		ug/kg	110	31.	1
Benzo(k)fluoranthene	470		ug/kg	110	30.	1
Chrysene	1100		ug/kg	110	19.	1
Acenaphthylene	110	J	ug/kg	150	29.	1
Anthracene	320		ug/kg	110	36.	1
Benzo(ghi)perylene	740		ug/kg	150	22.	1
Fluorene	90	J	ug/kg	180	18.	1
Phenanthrene	1300		ug/kg	110	22.	1
Dibenzo(a,h)anthracene	170		ug/kg	110	21.	1
Indeno(1,2,3-cd)pyrene	830		ug/kg	150	26.	1
Pyrene	1900		ug/kg	110	18.	1
Biphenyl	ND		ug/kg	420	24.	1
4-Chloroaniline	ND		ug/kg	180	34.	1
2-Nitroaniline	ND		ug/kg	180	36.	1
3-Nitroaniline	ND		ug/kg	180	35.	1
4-Nitroaniline	ND		ug/kg	180	77.	1
Dibenzofuran	49	J	ug/kg	180	18.	1
2-Methylnaphthalene	ND		ug/kg	220	22.	1
1,2,4,5-Tetrachlorobenzene	ND		ug/kg	180	19.	1
Acetophenone	ND		ug/kg	180	23.	1
2,4,6-Trichlorophenol	ND		ug/kg	110	35.	1
p-Chloro-m-cresol	ND		ug/kg	180	28.	1
2-Chlorophenol	ND		ug/kg	180	22.	1
2,4-Dichlorophenol	ND		ug/kg	170	30.	1
2,4-Dimethylphenol	ND		ug/kg	180	61.	1
2-Nitrophenol	ND		ug/kg	400	70.	1
4-Nitrophenol	ND		ug/kg	260	76.	1
2,4-Dinitrophenol	ND		ug/kg	890	86.	1
4,6-Dinitro-o-cresol	ND		ug/kg	480	89.	1
Pentachlorophenol	ND		ug/kg	150	41.	1
Phenol	ND		ug/kg	180	28.	1
2-Methylphenol	ND		ug/kg	180	29.	1
3-Methylphenol/4-Methylphenol	ND		ug/kg	270	29.	1

Project Name: PHASE II 169 THIRD AVE **Lab Number:** L2202719

Project Number: 0204090 **Report Date:** 01/26/22

SAMPLE RESULTS

Lab ID: L2202719-14 Date Collected: 01/18/22 00:00

Client ID: DUP_20220118 Date Received: 01/18/22

Sample Location: 169 3RD AVENUE, BROOKLYN, NY Field Prep: Not Specified

Sample Depth:

Parameter	Result	Qualifier	Units	RL	MDL	Dilution Factor
Semivolatile Organics by GC/MS - Westborough Lab						
2,4,5-Trichlorophenol	ND		ug/kg	180	36.	1
Benzoic Acid	ND		ug/kg	600	190	1
Benzyl Alcohol	ND		ug/kg	180	57.	1
Carbazole	140	J	ug/kg	180	18.	1
1,4-Dioxane	ND		ug/kg	28	8.5	1

Surrogate	% Recovery	Qualifier	Acceptance Criteria
2-Fluorophenol	83		25-120
Phenol-d6	88		10-120
Nitrobenzene-d5	82		23-120
2-Fluorobiphenyl	92		30-120
2,4,6-Tribromophenol	97		10-136
4-Terphenyl-d14	85		18-120

Project Name: PHASE II 169 THIRD AVE
Project Number: 0204090

Lab Number: L2202719
Report Date: 01/26/22

Method Blank Analysis
Batch Quality Control

Analytical Method: 1,8270D-SIM
Analytical Date: 01/20/22 13:30
Analyst: DB

Extraction Method: EPA 3570
Extraction Date: 01/19/22 16:15

Parameter	Result	Qualifier	Units	RL	MDL
1,4 Dioxane by 8270D-SIM - Mansfield Lab for sample(s): 04 Batch: WG1595871-1					
1,4-Dioxane	ND		ug/kg	8.00	2.04

Surrogate	%Recovery	Qualifier	Acceptance Criteria
1,4-Dioxane-d8	77		15-110

Project Name: PHASE II 169 THIRD AVE
Project Number: 0204090

Lab Number: L2202719
Report Date: 01/26/22

Method Blank Analysis
Batch Quality Control

Analytical Method: 1,8270D
Analytical Date: 01/20/22 13:31
Analyst: IM

Extraction Method: EPA 3546
Extraction Date: 01/20/22 02:04

Parameter	Result	Qualifier	Units	RL	MDL
Semivolatile Organics by GC/MS - Westborough Lab for sample(s): 01-14 Batch: WG1596026-1					
Acenaphthene	ND		ug/kg	130	17.
1,2,4-Trichlorobenzene	ND		ug/kg	160	19.
Hexachlorobenzene	ND		ug/kg	98	18.
Bis(2-chloroethyl)ether	ND		ug/kg	150	22.
2-Chloronaphthalene	ND		ug/kg	160	16.
1,2-Dichlorobenzene	ND		ug/kg	160	29.
1,3-Dichlorobenzene	ND		ug/kg	160	28.
1,4-Dichlorobenzene	ND		ug/kg	160	28.
3,3'-Dichlorobenzidine	ND		ug/kg	160	43.
2,4-Dinitrotoluene	ND		ug/kg	160	32.
2,6-Dinitrotoluene	ND		ug/kg	160	28.
Fluoranthene	ND		ug/kg	98	19.
4-Chlorophenyl phenyl ether	ND		ug/kg	160	17.
4-Bromophenyl phenyl ether	ND		ug/kg	160	25.
Bis(2-chloroisopropyl)ether	ND		ug/kg	200	28.
Bis(2-chloroethoxy)methane	ND		ug/kg	180	16.
Hexachlorobutadiene	ND		ug/kg	160	24.
Hexachlorocyclopentadiene	ND		ug/kg	460	150
Hexachloroethane	ND		ug/kg	130	26.
Isophorone	ND		ug/kg	150	21.
Naphthalene	ND		ug/kg	160	20.
Nitrobenzene	ND		ug/kg	150	24.
NDPA/DPA	ND		ug/kg	130	18.
n-Nitrosodi-n-propylamine	ND		ug/kg	160	25.
Bis(2-ethylhexyl)phthalate	ND		ug/kg	160	56.
Butyl benzyl phthalate	ND		ug/kg	160	41.
Di-n-butylphthalate	ND		ug/kg	160	31.
Di-n-octylphthalate	ND		ug/kg	160	55.
Diethyl phthalate	ND		ug/kg	160	15.

Project Name: PHASE II 169 THIRD AVE
Project Number: 0204090

Lab Number: L2202719
Report Date: 01/26/22

Method Blank Analysis
Batch Quality Control

Analytical Method: 1,8270D
Analytical Date: 01/20/22 13:31
Analyst: IM

Extraction Method: EPA 3546
Extraction Date: 01/20/22 02:04

Parameter	Result	Qualifier	Units	RL	MDL
Semivolatile Organics by GC/MS - Westborough Lab for sample(s): 01-14 Batch: WG1596026-1					
Dimethyl phthalate	ND		ug/kg	160	34.
Benzo(a)anthracene	ND		ug/kg	98	18.
Benzo(a)pyrene	ND		ug/kg	130	40.
Benzo(b)fluoranthene	ND		ug/kg	98	27.
Benzo(k)fluoranthene	ND		ug/kg	98	26.
Chrysene	ND		ug/kg	98	17.
Acenaphthylene	ND		ug/kg	130	25.
Anthracene	ND		ug/kg	98	32.
Benzo(ghi)perylene	ND		ug/kg	130	19.
Fluorene	ND		ug/kg	160	16.
Phenanthrene	ND		ug/kg	98	20.
Dibenzo(a,h)anthracene	ND		ug/kg	98	19.
Indeno(1,2,3-cd)pyrene	ND		ug/kg	130	23.
Pyrene	ND		ug/kg	98	16.
Biphenyl	ND		ug/kg	370	21.
4-Chloroaniline	ND		ug/kg	160	30.
2-Nitroaniline	ND		ug/kg	160	31.
3-Nitroaniline	ND		ug/kg	160	31.
4-Nitroaniline	ND		ug/kg	160	67.
Dibenzofuran	ND		ug/kg	160	15.
2-Methylnaphthalene	ND		ug/kg	200	20.
1,2,4,5-Tetrachlorobenzene	ND		ug/kg	160	17.
Acetophenone	ND		ug/kg	160	20.
2,4,6-Trichlorophenol	ND		ug/kg	98	31.
p-Chloro-m-cresol	ND		ug/kg	160	24.
2-Chlorophenol	ND		ug/kg	160	19.
2,4-Dichlorophenol	ND		ug/kg	150	26.
2,4-Dimethylphenol	ND		ug/kg	160	54.
2-Nitrophenol	ND		ug/kg	350	61.

Project Name: PHASE II 169 THIRD AVE
Project Number: 0204090

Lab Number: L2202719
Report Date: 01/26/22

Method Blank Analysis
Batch Quality Control

Analytical Method: 1,8270D
Analytical Date: 01/20/22 13:31
Analyst: IM

Extraction Method: EPA 3546
Extraction Date: 01/20/22 02:04

Parameter	Result	Qualifier	Units	RL	MDL
Semivolatile Organics by GC/MS - Westborough Lab for sample(s): 01-14 Batch: WG1596026-1					
4-Nitrophenol	ND		ug/kg	230	66.
2,4-Dinitrophenol	ND		ug/kg	780	76.
4,6-Dinitro-o-cresol	ND		ug/kg	420	78.
Pentachlorophenol	ND		ug/kg	130	36.
Phenol	ND		ug/kg	160	24.
2-Methylphenol	ND		ug/kg	160	25.
3-Methylphenol/4-Methylphenol	ND		ug/kg	230	25.
2,4,5-Trichlorophenol	ND		ug/kg	160	31.
Benzoic Acid	ND		ug/kg	530	160
Benzyl Alcohol	ND		ug/kg	160	50.
Carbazole	ND		ug/kg	160	16.
1,4-Dioxane	ND		ug/kg	24	7.5

Surrogate	%Recovery	Qualifier	Acceptance Criteria
2-Fluorophenol	78		25-120
Phenol-d6	84		10-120
Nitrobenzene-d5	80		23-120
2-Fluorobiphenyl	79		30-120
2,4,6-Tribromophenol	86		10-136
4-Terphenyl-d14	78		18-120

Project Name: PHASE II 169 THIRD AVE
Project Number: 0204090

Lab Number: L2202719
Report Date: 01/26/22

Method Blank Analysis
Batch Quality Control

Analytical Method: 134,LCMSMS-ID
Analytical Date: 01/20/22 20:49
Analyst: RS

Extraction Method: ALPHA 23528
Extraction Date: 01/20/22 10:33

Parameter	Result	Qualifier	Units	RL	MDL
Perfluorinated Alkyl Acids by Isotope Dilution - Mansfield Lab for sample(s): 04 Batch: WG1596155-1					
Perfluorobutanoic Acid (PFBA)	ND		ng/g	0.500	0.023
Perfluoropentanoic Acid (PFPeA)	ND		ng/g	0.500	0.046
Perfluorobutanesulfonic Acid (PFBS)	ND		ng/g	0.250	0.039
Perfluorohexanoic Acid (PFHxA)	ND		ng/g	0.500	0.053
Perfluoroheptanoic Acid (PFHpA)	ND		ng/g	0.250	0.045
Perfluorohexanesulfonic Acid (PFHxS)	ND		ng/g	0.250	0.061
Perfluorooctanoic Acid (PFOA)	ND		ng/g	0.250	0.042
1H,1H,2H,2H-Perfluorooctanesulfonic Acid (6:2FTS)	ND		ng/g	0.500	0.180
Perfluoroheptanesulfonic Acid (PFHpS)	ND		ng/g	0.500	0.136
Perfluorononanoic Acid (PFNA)	ND		ng/g	0.250	0.075
Perfluorooctanesulfonic Acid (PFOS)	ND		ng/g	0.250	0.130
Perfluorodecanoic Acid (PFDA)	ND		ng/g	0.250	0.067
1H,1H,2H,2H-Perfluorodecanesulfonic Acid (8:2FTS)	ND		ng/g	0.500	0.287
N-Methyl Perfluorooctanesulfonamidoacetic Acid (NMeFOSAA)	ND		ng/g	0.500	0.202
Perfluoroundecanoic Acid (PFUnA)	ND		ng/g	0.500	0.047
Perfluorodecanesulfonic Acid (PFDS)	ND		ng/g	0.500	0.153
Perfluorooctanesulfonamide (FOSA)	ND		ng/g	0.500	0.098
N-Ethyl Perfluorooctanesulfonamidoacetic Acid (NEtFOSAA)	ND		ng/g	0.500	0.085
Perfluorododecanoic Acid (PFDoA)	ND		ng/g	0.500	0.070
Perfluorotridecanoic Acid (PFTrDA)	ND		ng/g	0.500	0.204
Perfluorotetradecanoic Acid (PFTA)	0.138	J	ng/g	0.500	0.054
PFOA/PFOS, Total	ND		ng/g	0.250	0.042

Project Name: PHASE II 169 THIRD AVE
Project Number: 0204090

Lab Number: L2202719
Report Date: 01/26/22

Method Blank Analysis
Batch Quality Control

Analytical Method: 134,LCMSMS-ID
Analytical Date: 01/20/22 20:49
Analyst: RS

Extraction Method: ALPHA 23528
Extraction Date: 01/20/22 10:33

Parameter	Result	Qualifier	Units	RL	MDL
Perfluorinated Alkyl Acids by Isotope Dilution - Mansfield Lab for sample(s): 04 Batch: WG1596155-1					

Surrogate (Extracted Internal Standard)	%Recovery	Qualifier	Acceptance Criteria
Perfluoro[13C4]Butanoic Acid (MPFBA)	91		61-135
Perfluoro[13C5]Pentanoic Acid (M5PFPEA)	86		58-150
Perfluoro[2,3,4-13C3]Butanesulfonic Acid (M3PFBS)	131		74-139
Perfluoro[1,2,3,4,6-13C5]Hexanoic Acid (M5PFHxA)	109		66-128
Perfluoro[1,2,3,4-13C4]Heptanoic Acid (M4PFHpA)	113		71-129
Perfluoro[1,2,3-13C3]Hexanesulfonic Acid (M3PFHxS)	122		78-139
Perfluoro[13C8]Octanoic Acid (M8PFOA)	106		75-130
1H,1H,2H,2H-Perfluoro[1,2-13C2]Octanesulfonic Acid (M2-6:2FTS)	140		20-154
Perfluoro[13C9]Nonanoic Acid (M9PFNA)	105		72-140
Perfluoro[13C8]Octanesulfonic Acid (M8PFOS)	117		79-136
Perfluoro[1,2,3,4,5,6-13C6]Decanoic Acid (M6PFDA)	105		75-130
1H,1H,2H,2H-Perfluoro[1,2-13C2]Decanesulfonic Acid (M2-8:2FTS)	128		19-175
N-Deuteriomethylperfluoro-1-octanesulfonamidoacetic Acid (d3-NMeFOSAA)	71		31-134
Perfluoro[1,2,3,4,5,6,7-13C7]Undecanoic Acid (M7-PFUDA)	106		61-155
Perfluoro[13C8]Octanesulfonamide (M8FOSA)	13		10-117
N-Deuterioethylperfluoro-1-octanesulfonamidoacetic Acid (d5-NEtFOSAA)	75		34-137
Perfluoro[1,2-13C2]Dodecanoic Acid (MPFDOA)	95		54-150
Perfluoro[1,2-13C2]Tetradecanoic Acid (M2PFTEDA)	68		24-159

Project Name: PHASE II 169 THIRD AVE
Project Number: 0204090

Lab Number: L2202719
Report Date: 01/26/22

Method Blank Analysis
Batch Quality Control

Analytical Method: 134,LCMSMS-ID
Analytical Date: 01/21/22 12:16
Analyst: RS

Extraction Method: ALPHA 23528
Extraction Date: 01/20/22 10:33

Parameter	Result	Qualifier	Units	RL	MDL
Perfluorinated Alkyl Acids by Isotope Dilution - Mansfield Lab for sample(s): 04 Batch: WG1596155-1					
Perfluorooctanesulfonamide (FOSA)	ND		ng/g	0.500	0.098

Surrogate (Extracted Internal Standard)	%Recovery	Qualifier	Acceptance Criteria
Perfluoro[13C8]Octanesulfonamide (M8FOSA)	112		10-117

Lab Control Sample Analysis
Batch Quality Control

Project Name: PHASE II 169 THIRD AVE
Project Number: 0204090
Lab Number: L2202719
Report Date: 01/26/22

Parameter	LCS %Recovery	Qual	LCSD %Recovery	Qual	%Recovery Limits	RPD	Qual	RPD Limits
1,4 Dioxane by 8270D-SIM - Mansfield Lab Associated sample(s): 04 Batch: WG1595871-2 WG1595871-3								
1,4-Dioxane	126		127		40-140	1		30

Surrogate	LCS %Recovery	Qual	LCSD %Recovery	Qual	Acceptance Criteria
1,4-Dioxane-d8	83		79		15-110

Lab Control Sample Analysis
Batch Quality Control

Project Name: PHASE II 169 THIRD AVE
Project Number: 0204090

Lab Number: L2202719
Report Date: 01/26/22

Parameter	LCS %Recovery	Qual	LCSD %Recovery	Qual	%Recovery Limits	RPD	Qual	RPD Limits
Semivolatile Organics by GC/MS - Westborough Lab Associated sample(s): 01-14 Batch: WG1596026-2 WG1596026-3								
Acenaphthene	83		82		31-137	1		50
1,2,4-Trichlorobenzene	82		79		38-107	4		50
Hexachlorobenzene	90		89		40-140	1		50
Bis(2-chloroethyl)ether	81		76		40-140	6		50
2-Chloronaphthalene	87		85		40-140	2		50
1,2-Dichlorobenzene	81		77		40-140	5		50
1,3-Dichlorobenzene	79		76		40-140	4		50
1,4-Dichlorobenzene	80		76		28-104	5		50
3,3'-Dichlorobenzidine	66		62		40-140	6		50
2,4-Dinitrotoluene	92		92		40-132	0		50
2,6-Dinitrotoluene	94		91		40-140	3		50
Fluoranthene	84		85		40-140	1		50
4-Chlorophenyl phenyl ether	85		82		40-140	4		50
4-Bromophenyl phenyl ether	87		85		40-140	2		50
Bis(2-chloroisopropyl)ether	84		79		40-140	6		50
Bis(2-chloroethoxy)methane	84		78		40-117	7		50
Hexachlorobutadiene	84		82		40-140	2		50
Hexachlorocyclopentadiene	50		50		40-140	0		50
Hexachloroethane	78		74		40-140	5		50
Isophorone	82		77		40-140	6		50
Naphthalene	82		79		40-140	4		50
Nitrobenzene	82		79		40-140	4		50
NDPA/DPA	84		82		36-157	2		50

Lab Control Sample Analysis
Batch Quality Control

Project Name: PHASE II 169 THIRD AVE
Project Number: 0204090
Lab Number: L2202719
Report Date: 01/26/22

Parameter	LCS %Recovery	Qual	LCSD %Recovery	Qual	%Recovery Limits	RPD	Qual	RPD Limits
Semivolatile Organics by GC/MS - Westborough Lab Associated sample(s): 01-14 Batch: WG1596026-2 WG1596026-3								
n-Nitrosodi-n-propylamine	79		75		32-121	5		50
Bis(2-ethylhexyl)phthalate	93		87		40-140	7		50
Butyl benzyl phthalate	86		87		40-140	1		50
Di-n-butylphthalate	86		84		40-140	2		50
Di-n-octylphthalate	88		84		40-140	5		50
Diethyl phthalate	84		82		40-140	2		50
Dimethyl phthalate	86		84		40-140	2		50
Benzo(a)anthracene	82		81		40-140	1		50
Benzo(a)pyrene	74		72		40-140	3		50
Benzo(b)fluoranthene	81		80		40-140	1		50
Benzo(k)fluoranthene	83		82		40-140	1		50
Chrysene	83		82		40-140	1		50
Acenaphthylene	82		80		40-140	2		50
Anthracene	84		84		40-140	0		50
Benzo(ghi)perylene	81		81		40-140	0		50
Fluorene	85		83		40-140	2		50
Phenanthrene	82		82		40-140	0		50
Dibenzo(a,h)anthracene	81		81		40-140	0		50
Indeno(1,2,3-cd)pyrene	82		82		40-140	0		50
Pyrene	83		85		35-142	2		50
Biphenyl	90		86		37-127	5		50
4-Chloroaniline	75		71		40-140	5		50
2-Nitroaniline	94		93		47-134	1		50

Lab Control Sample Analysis
Batch Quality Control

Project Name: PHASE II 169 THIRD AVE
Project Number: 0204090

Lab Number: L2202719
Report Date: 01/26/22

Parameter	LCS %Recovery	Qual	LCSD %Recovery	Qual	%Recovery Limits	RPD	Qual	RPD Limits
Semivolatile Organics by GC/MS - Westborough Lab Associated sample(s): 01-14 Batch: WG1596026-2 WG1596026-3								
3-Nitroaniline	75		69		26-129	8		50
4-Nitroaniline	82		81		41-125	1		50
Dibenzofuran	84		82		40-140	2		50
2-Methylnaphthalene	84		81		40-140	4		50
1,2,4,5-Tetrachlorobenzene	90		88		40-117	2		50
Acetophenone	85		80		14-144	6		50
2,4,6-Trichlorophenol	91		90		30-130	1		50
p-Chloro-m-cresol	87		87		26-103	0		50
2-Chlorophenol	83		80		25-102	4		50
2,4-Dichlorophenol	90		86		30-130	5		50
2,4-Dimethylphenol	84		80		30-130	5		50
2-Nitrophenol	93		89		30-130	4		50
4-Nitrophenol	93		93		11-114	0		50
2,4-Dinitrophenol	35		42		4-130	18		50
4,6-Dinitro-o-cresol	57		62		10-130	8		50
Pentachlorophenol	77		81		17-109	5		50
Phenol	76		73		26-90	4		50
2-Methylphenol	84		81		30-130.	4		50
3-Methylphenol/4-Methylphenol	85		81		30-130	5		50
2,4,5-Trichlorophenol	92		92		30-130	0		50
Benzoic Acid	**5**	Q	**7**	Q	10-110	39		50
Benzyl Alcohol	81		77		40-140	5		50
Carbazole	81		82		54-128	1		50

Lab Control Sample Analysis
Batch Quality Control

Project Name: PHASE II 169 THIRD AVE
Project Number: 0204090
Lab Number: L2202719
Report Date: 01/26/22

Parameter	LCS %Recovery	Qual	LCSD %Recovery	Qual	%Recovery Limits	RPD	Qual	RPD Limits
Semivolatile Organics by GC/MS - Westborough Lab Associated sample(s): 01-14 Batch: WG1596026-2 WG1596026-3								
1,4-Dioxane	60		58		40-140	3		50

Surrogate	LCS %Recovery	Qual	LCSD %Recovery	Qual	Acceptance Criteria
2-Fluorophenol	77		74		25-120
Phenol-d6	81		78		10-120
Nitrobenzene-d5	79		74		23-120
2-Fluorobiphenyl	77		75		30-120
2,4,6-Tribromophenol	89		86		10-136
4-Terphenyl-d14	80		79		18-120

Lab Control Sample Analysis
Batch Quality Control

Project Name: PHASE II 169 THIRD AVE

Project Number: 0204090

Lab Number: L2202719

Report Date: 01/26/22

Parameter	LCS %Recovery	Qual	LCSD %Recovery	Qual	%Recovery Limits	RPD	Qual	RPD Limits
Perfluorinated Alkyl Acids by Isotope Dilution - Mansfield Lab Associated sample(s): 04 Batch: WG1596155-2								
Perfluorobutanoic Acid (PFBA)	86		-		71-135	-		30
Perfluoropentanoic Acid (PFPeA)	92		-		69-132	-		30
Perfluorobutanesulfonic Acid (PFBS)	85		-		72-128	-		30
Perfluorohexanoic Acid (PFHxA)	90		-		70-132	-		30
Perfluoroheptanoic Acid (PFHpA)	86		-		71-131	-		30
Perfluorohexanesulfonic Acid (PFHxS)	89		-		67-130	-		30
Perfluorooctanoic Acid (PFOA)	87		-		69-133	-		30
1H,1H,2H,2H-Perfluorooctanesulfonic Acid (6:2FTS)	93		-		64-140	-		30
Perfluoroheptanesulfonic Acid (PFHpS)	89		-		70-132	-		30
Perfluorononanoic Acid (PFNA)	92		-		72-129	-		30
Perfluorooctanesulfonic Acid (PFOS)	98		-		68-136	-		30
Perfluorodecanoic Acid (PFDA)	87		-		69-133	-		30
1H,1H,2H,2H-Perfluorodecanesulfonic Acid (8:2FTS)	99		-		65-137	-		30
N-Methyl Perfluorooctanesulfonamidoacetic Acid (NMeFOSAA)	100		-		63-144	-		30
Perfluoroundecanoic Acid (PFUnA)	85		-		64-136	-		30
Perfluorodecanesulfonic Acid (PFDS)	94		-		59-134	-		30
Perfluorooctanesulfonamide (FOSA)	86		-		67-137	-		30
N-Ethyl Perfluorooctanesulfonamidoacetic Acid (NEtFOSAA)	78		-		61-139	-		30
Perfluorododecanoic Acid (PFDoA)	91		-		69-135	-		30
Perfluorotridecanoic Acid (PFTrDA)	81		-		66-139	-		30
Perfluorotetradecanoic Acid (PFTA)	91		-		69-133	-		30

Lab Control Sample Analysis

Batch Quality Control

Project Name: PHASE II 169 THIRD AVE

Project Number: 0204090

Lab Number: L2202719

Report Date: 01/26/22

Parameter	LCS %Recovery	Qual	LCSD %Recovery	Qual	%Recovery Limits	RPD	Qual	RPD Limits

Perfluorinated Alkyl Acids by Isotope Dilution - Mansfield Lab Associated sample(s): 04 Batch: WG1596155-2

Surrogate (Extracted Internal Standard)	LCS %Recovery	Qual	LCSD %Recovery	Qual	Acceptance Criteria
Perfluoro[13C4]Butanoic Acid (MPFBA)	90				61-135
Perfluoro[13C5]Pentanoic Acid (M5PFPEA)	82				58-150
Perfluoro[2,3,4-13C3]Butanesulfonic Acid (M3PFBS)	128				74-139
Perfluoro[1,2,3,4,6-13C5]Hexanoic Acid (M5PFHxA)	103				66-128
Perfluoro[1,2,3,4-13C4]Heptanoic Acid (M4PFHpA)	109				71-129
Perfluoro[1,2,3-13C3]Hexanesulfonic Acid (M3PFHxS)	119				78-139
Perfluoro[13C8]Octanoic Acid (M8PFOA)	102				75-130
1H,1H,2H,2H-Perfluoro[1,2-13C2]Octanesulfonic Acid (M2-6:2FTS)	126				20-154
Perfluoro[13C9]Nonanoic Acid (M9PFNA)	99				72-140
Perfluoro[13C8]Octanesulfonic Acid (M8PFOS)	109				79-136
Perfluoro[1,2,3,4,5,6-13C6]Decanoic Acid (M6PFDA)	103				75-130
1H,1H,2H,2H-Perfluoro[1,2-13C2]Decanesulfonic Acid (M2-8:2FTS)	122				19-175
N-Deuteriomethylperfluoro-1-octanesulfonamidoacetic Acid (d3-NMeFOSAA)	69				31-134
Perfluoro[1,2,3,4,5,6,7-13C7]Undecanoic Acid (M7-PFUDA)	103				61-155
Perfluoro[13C8]Octanesulfonamide (M8FOSA)	16				10-117
N-Deuterioethylperfluoro-1-octanesulfonamidoacetic Acid (d5-NEtFOSAA)	76				34-137
Perfluoro[1,2-13C2]Dodecanoic Acid (MPFDOA)	90				54-150
Perfluoro[1,2-13C2]Tetradecanoic Acid (M2PFTEDA)	74				24-159

Lab Control Sample Analysis
Batch Quality Control

Project Name: PHASE II 169 THIRD AVE
Project Number: 0204090
Lab Number: L2202719
Report Date: 01/26/22

Parameter	LCS %Recovery	Qual	LCSD %Recovery	Qual	%Recovery Limits	RPD	Qual	RPD Limits
Perfluorinated Alkyl Acids by Isotope Dilution - Mansfield Lab Associated sample(s): 04 Batch: WG1596155-2								
Perfluorooctanesulfonamide (FOSA)	116		-		67-137	-		30

Surrogate (Extracted Internal Standard)	LCS %Recovery	Qual	LCSD %Recovery	Qual	Acceptance Criteria
Perfluoro[13C8]Octanesulfonamide (M8FOSA)	**118**	Q			10-117

Matrix Spike Analysis
Batch Quality Control

Project Name: PHASE II 169 THIRD AVE
Project Number: 0204090
Lab Number: L2202719
Report Date: 01/26/22

Parameter	Native Sample	MS Added	MS Found	MS %Recovery	Qual	MSD Found	MSD %Recovery	Qual	Recovery Limits	RPD	Qual	RPD Limits
Perfluorinated Alkyl Acids by Isotope Dilution - Mansfield Lab Associated sample(s): 04 QC Batch ID: WG1596155-3 WG1596155-4 QC Sample: L2202984-06 Client ID: MS Sample												
Perfluorobutanoic Acid (PFBA)	ND	5.44	4.76	87		4.74	87		71-135	0		30
Perfluoropentanoic Acid (PFPeA)	ND	5.44	5.02	92		5.00	91		69-132	0		30
Perfluorobutanesulfonic Acid (PFBS)	ND	4.83	4.18	87		4.18	86		72-128	0		30
1H,1H,2H,2H-Perfluorohexanesulfonic Acid (4:2FTS)	ND	5.09	4.70	92		4.75	93		62-145	1		30
Perfluorohexanoic Acid (PFHxA)	ND	5.44	4.83	89		4.96	91		70-132	3		30
Perfluoropentanesulfonic Acid (PFPeS)	ND	5.12	4.60	90		4.58	89		73-123	0		30
Perfluoroheptanoic Acid (PFHpA)	ND	5.44	4.71	87		4.76	87		71-131	1		30
Perfluorohexanesulfonic Acid (PFHxS)	ND	4.98	4.49	90		4.55	91		67-130	1		30
Perfluorooctanoic Acid (PFOA)	ND	5.44	4.74	87		4.90	90		69-133	3		30
1H,1H,2H,2H-Perfluorooctanesulfonic Acid (6:2FTS)	ND	5.18	5.11	99		5.06	97		64-140	1		30
Perfluoroheptanesulfonic Acid (PFHpS)	ND	5.18	4.30	83		4.37	84		70-132	2		30
Perfluorononanoic Acid (PFNA)	ND	5.44	4.96	91		4.93	90		72-129	1		30
Perfluorooctanesulfonic Acid (PFOS)	0.492	5.05	5.14	92		5.46	98		68-136	6		30
Perfluorodecanoic Acid (PFDA)	0.072J	5.44	4.78	87		4.85	87		69-133	1		30
1H,1H,2H,2H-Perfluorodecanesulfonic Acid (8:2FTS)	ND	5.22	5.41	104		5.02	96		65-137	7		30
Perfluorononanesulfonic Acid (PFNS)	ND	5.24	4.52	86		4.94	94		69-125	9		30
N-Methyl Perfluorooctanesulfonamidoacetic Acid (NMeFOSAA)	ND	5.44	5.27	97		5.01	92		63-144	5		30
Perfluoroundecanoic Acid (PFUnA)	0.054J	5.44	4.54	82		4.53	82		64-136	0		30
Perfluorodecanesulfonic Acid (PFDS)	ND	5.25	4.50	86		4.91	93		59-134	9		30
Perfluorooctanesulfonamide (FOSA)	ND	5.44	4.52	83		4.29	79		67-137	5		30
N-Ethyl Perfluorooctanesulfonamidoacetic Acid (NEtFOSAA)	ND	5.44	4.89	90		4.42	81		61-139	10		30
Perfluorododecanoic Acid (PFDoA)	ND	5.44	5.10	94		5.00	91		69-135	2		30

Matrix Spike Analysis

Batch Quality Control

Project Name: PHASE II 169 THIRD AVE

Project Number: 0204090

Lab Number: L2202719

Report Date: 01/26/22

Parameter	Native Sample	MS Added	MS Found	MS %Recovery	Qual	MSD Found	MSD %Recovery	Qual	Recovery Limits	RPD	Qual	RPD Limits
Perfluorinated Alkyl Acids by Isotope Dilution - Mansfield Lab Associated sample(s): 04 QC Batch ID: WG1596155-3 WG1596155-4 QC Sample: L2202984-06 Client ID: MS Sample												
Perfluorotridecanoic Acid (PFTrDA)	ND	5.44	4.34	80		4.55	83		66-139	5		30
Perfluorotetradecanoic Acid (PFTA)	0.125J	5.44	4.82	86		4.44	79		69-133	8		30

Surrogate (Extracted Internal Standard)	MS % Recovery	MS Qualifier	MSD % Recovery	MSD Qualifier	Acceptance Criteria
1H,1H,2H,2H-Perfluoro[1,2-13C2]Decanesulfonic Acid (M2-8:2FTS)	129		137		19-175
1H,1H,2H,2H-Perfluoro[1,2-13C2]Hexanesulfonic Acid (M2-4:2FTS)	136		137		14-167
1H,1H,2H,2H-Perfluoro[1,2-13C2]Octanesulfonic Acid (M2-6:2FTS)	133		135		20-154
N-Deuterioethylperfluoro-1-octanesulfonamidoacetic Acid (d5-NEtFOSAA)	78		86		34-137
N-Deuteriomethylperfluoro-1-octanesulfonamidoacetic Acid (d3-NMeFOSAA)	76		69		31-134
Perfluoro[1,2,3,4,5,6,7-13C7]Undecanoic Acid (M7-PFUDA)	112		107		61-155
Perfluoro[1,2,3,4,5,6-13C6]Decanoic Acid (M6PFDA)	106		104		75-130
Perfluoro[1,2,3,4,6-13C5]Hexanoic Acid (M5PFHxA)	114		112		66-128
Perfluoro[1,2,3,4-13C4]Heptanoic Acid (M4PFHpA)	115		114		71-129
Perfluoro[1,2,3-13C3]Hexanesulfonic Acid (M3PFHxS)	119		123		78-139
Perfluoro[1,2-13C2]Dodecanoic Acid (MPFDOA)	91		89		54-150
Perfluoro[1,2-13C2]Tetradecanoic Acid (M2PFTEDA)	79		81		24-159
Perfluoro[13C4]Butanoic Acid (MPFBA)	105		105		61-135
Perfluoro[13C5]Pentanoic Acid (M5PFPEA)	93		93		58-150
Perfluoro[13C8]Octanesulfonamide (M8FOSA)	109		109		10-117
Perfluoro[13C8]Octanesulfonic Acid (M8PFOS)	116		116		79-136
Perfluoro[13C8]Octanoic Acid (M8PFOA)	107		106		75-130
Perfluoro[13C9]Nonanoic Acid (M9PFNA)	101		102		72-140
Perfluoro[2,3,4-13C3]Butanesulfonic Acid (M3PFBS)	128		132		74-139

PCBS

Project Name: PHASE II 169 THIRD AVE
Project Number: 0204090
Lab Number: L2202719
Report Date: 01/26/22

SAMPLE RESULTS

Lab ID: L2202719-01
Client ID: SB-1 (0-2')
Sample Location: 169 3RD AVENUE, BROOKLYN, NY

Date Collected: 01/18/22 12:10
Date Received: 01/18/22
Field Prep: Not Specified

Sample Depth:
Matrix: Soil
Analytical Method: 1,8082A
Analytical Date: 01/22/22 08:50
Analyst: JM
Percent Solids: 90%

Extraction Method: EPA 3546
Extraction Date: 01/20/22 19:41
Cleanup Method: EPA 3665A
Cleanup Date: 01/21/22
Cleanup Method: EPA 3660B
Cleanup Date: 01/22/22

Parameter	Result	Qualifier	Units	RL	MDL	Dilution Factor	Column
Polychlorinated Biphenyls by GC - Westborough Lab							
Aroclor 1016	ND		ug/kg	36.4	3.23	1	A
Aroclor 1221	ND		ug/kg	36.4	3.64	1	A
Aroclor 1232	ND		ug/kg	36.4	7.71	1	A
Aroclor 1242	ND		ug/kg	36.4	4.90	1	A
Aroclor 1248	ND		ug/kg	36.4	5.45	1	A
Aroclor 1254	68.8		ug/kg	36.4	3.98	1	B
Aroclor 1260	33.8	J	ug/kg	36.4	6.72	1	A
Aroclor 1262	ND		ug/kg	36.4	4.62	1	A
Aroclor 1268	ND		ug/kg	36.4	3.77	1	A
PCBs, Total	103	J	ug/kg	36.4	3.23	1	B

Surrogate	% Recovery	Qualifier	Acceptance Criteria	Column
2,4,5,6-Tetrachloro-m-xylene	71		30-150	A
Decachlorobiphenyl	64		30-150	A
2,4,5,6-Tetrachloro-m-xylene	70		30-150	B
Decachlorobiphenyl	78		30-150	B

Project Name: PHASE II 169 THIRD AVE
Project Number: 0204090
Lab Number: L2202719
Report Date: 01/26/22

SAMPLE RESULTS

Lab ID: L2202719-02
Client ID: SB-1 (13-14')
Sample Location: 169 3RD AVENUE, BROOKLYN, NY

Date Collected: 01/18/22 12:20
Date Received: 01/18/22
Field Prep: Not Specified

Sample Depth:
Matrix: Soil
Analytical Method: 1,8082A
Analytical Date: 01/22/22 08:57
Analyst: JM
Percent Solids: 84%

Extraction Method: EPA 3546
Extraction Date: 01/20/22 19:41
Cleanup Method: EPA 3665A
Cleanup Date: 01/21/22
Cleanup Method: EPA 3660B
Cleanup Date: 01/22/22

Parameter	Result	Qualifier	Units	RL	MDL	Dilution Factor	Column
Polychlorinated Biphenyls by GC - Westborough Lab							
Aroclor 1016	ND		ug/kg	38.5	3.42	1	A
Aroclor 1221	ND		ug/kg	38.5	3.86	1	A
Aroclor 1232	ND		ug/kg	38.5	8.17	1	A
Aroclor 1242	ND		ug/kg	38.5	5.20	1	A
Aroclor 1248	ND		ug/kg	38.5	5.78	1	A
Aroclor 1254	ND		ug/kg	38.5	4.22	1	A
Aroclor 1260	ND		ug/kg	38.5	7.12	1	A
Aroclor 1262	ND		ug/kg	38.5	4.89	1	A
Aroclor 1268	ND		ug/kg	38.5	3.99	1	A
PCBs, Total	ND		ug/kg	38.5	3.42	1	A

Surrogate	% Recovery	Qualifier	Acceptance Criteria	Column
2,4,5,6-Tetrachloro-m-xylene	75		30-150	A
Decachlorobiphenyl	63		30-150	A
2,4,5,6-Tetrachloro-m-xylene	76		30-150	B
Decachlorobiphenyl	75		30-150	B

Project Name: PHASE II 169 THIRD AVE
Project Number: 0204090
Lab Number: L2202719
Report Date: 01/26/22

SAMPLE RESULTS

Lab ID: L2202719-03
Client ID: SB-1 (17-19')
Sample Location: 169 3RD AVENUE, BROOKLYN, NY

Date Collected: 01/18/22 12:35
Date Received: 01/18/22
Field Prep: Not Specified

Sample Depth:
Matrix: Soil
Analytical Method: 1,8082A
Analytical Date: 01/22/22 09:04
Analyst: JM
Percent Solids: 89%

Extraction Method: EPA 3546
Extraction Date: 01/20/22 19:41
Cleanup Method: EPA 3665A
Cleanup Date: 01/21/22
Cleanup Method: EPA 3660B
Cleanup Date: 01/22/22

Parameter	Result	Qualifier	Units	RL	MDL	Dilution Factor	Column
Polychlorinated Biphenyls by GC - Westborough Lab							
Aroclor 1016	ND		ug/kg	37.1	3.29	1	A
Aroclor 1221	ND		ug/kg	37.1	3.71	1	A
Aroclor 1232	ND		ug/kg	37.1	7.86	1	A
Aroclor 1242	ND		ug/kg	37.1	5.00	1	A
Aroclor 1248	ND		ug/kg	37.1	5.56	1	A
Aroclor 1254	ND		ug/kg	37.1	4.06	1	A
Aroclor 1260	ND		ug/kg	37.1	6.85	1	A
Aroclor 1262	ND		ug/kg	37.1	4.71	1	A
Aroclor 1268	ND		ug/kg	37.1	3.84	1	A
PCBs, Total	ND		ug/kg	37.1	3.29	1	A

Surrogate	% Recovery	Qualifier	Acceptance Criteria	Column
2,4,5,6-Tetrachloro-m-xylene	73		30-150	A
Decachlorobiphenyl	63		30-150	A
2,4,5,6-Tetrachloro-m-xylene	76		30-150	B
Decachlorobiphenyl	74		30-150	B

Project Name: PHASE II 169 THIRD AVE
Project Number: 0204090
Lab Number: L2202719
Report Date: 01/26/22

SAMPLE RESULTS

Lab ID: L2202719-04
Client ID: SB-2 (0-2')
Sample Location: 169 3RD AVENUE, BROOKLYN, NY

Date Collected: 01/18/22 10:35
Date Received: 01/18/22
Field Prep: Not Specified

Sample Depth:
Matrix: Soil
Analytical Method: 1,8082A
Analytical Date: 01/22/22 09:11
Analyst: JM
Percent Solids: 88%

Extraction Method: EPA 3546
Extraction Date: 01/20/22 19:41
Cleanup Method: EPA 3665A
Cleanup Date: 01/21/22
Cleanup Method: EPA 3660B
Cleanup Date: 01/22/22

Parameter	Result	Qualifier	Units	RL	MDL	Dilution Factor	Column
Polychlorinated Biphenyls by GC - Westborough Lab							
Aroclor 1016	ND		ug/kg	36.4	3.23	1	A
Aroclor 1221	ND		ug/kg	36.4	3.65	1	A
Aroclor 1232	ND		ug/kg	36.4	7.72	1	A
Aroclor 1242	ND		ug/kg	36.4	4.91	1	A
Aroclor 1248	ND		ug/kg	36.4	5.46	1	A
Aroclor 1254	ND		ug/kg	36.4	3.98	1	A
Aroclor 1260	ND		ug/kg	36.4	6.73	1	A
Aroclor 1262	ND		ug/kg	36.4	4.62	1	A
Aroclor 1268	ND		ug/kg	36.4	3.77	1	A
PCBs, Total	ND		ug/kg	36.4	3.23	1	A

Surrogate	% Recovery	Qualifier	Acceptance Criteria	Column
2,4,5,6-Tetrachloro-m-xylene	72		30-150	A
Decachlorobiphenyl	63		30-150	A
2,4,5,6-Tetrachloro-m-xylene	73		30-150	B
Decachlorobiphenyl	78		30-150	B

Project Name: PHASE II 169 THIRD AVE
Project Number: 0204090
Lab Number: L2202719
Report Date: 01/26/22

SAMPLE RESULTS

Lab ID: L2202719-05
Client ID: SB-2 (18-20')
Sample Location: 169 3RD AVENUE, BROOKLYN, NY

Date Collected: 01/18/22 10:50
Date Received: 01/18/22
Field Prep: Not Specified

Sample Depth:
Matrix: Soil
Analytical Method: 1,8082A
Analytical Date: 01/22/22 09:18
Analyst: JM
Percent Solids: 85%

Extraction Method: EPA 3546
Extraction Date: 01/20/22 19:41
Cleanup Method: EPA 3665A
Cleanup Date: 01/21/22
Cleanup Method: EPA 3660B
Cleanup Date: 01/22/22

Parameter	Result	Qualifier	Units	RL	MDL	Dilution Factor	Column
Polychlorinated Biphenyls by GC - Westborough Lab							
Aroclor 1016	ND		ug/kg	106	9.37	1	A
Aroclor 1221	ND		ug/kg	106	10.6	1	A
Aroclor 1232	ND		ug/kg	106	22.4	1	A
Aroclor 1242	ND		ug/kg	106	14.2	1	A
Aroclor 1248	ND		ug/kg	106	15.8	1	A
Aroclor 1254	ND		ug/kg	106	11.5	1	A
Aroclor 1260	ND		ug/kg	106	19.5	1	A
Aroclor 1262	ND		ug/kg	106	13.4	1	A
Aroclor 1268	ND		ug/kg	106	10.9	1	A
PCBs, Total	ND		ug/kg	106	9.37	1	A

Surrogate	% Recovery	Qualifier	Acceptance Criteria	Column
2,4,5,6-Tetrachloro-m-xylene	75		30-150	A
Decachlorobiphenyl	65		30-150	A
2,4,5,6-Tetrachloro-m-xylene	75		30-150	B
Decachlorobiphenyl	76		30-150	B

Project Name: PHASE II 169 THIRD AVE
Project Number: 0204090
Lab Number: L2202719
Report Date: 01/26/22

SAMPLE RESULTS

Lab ID: L2202719-06
Client ID: SB-3 (0-2')
Sample Location: 169 3RD AVENUE, BROOKLYN, NY

Date Collected: 01/18/22 08:50
Date Received: 01/18/22
Field Prep: Not Specified

Sample Depth:
Matrix: Soil
Analytical Method: 1,8082A
Analytical Date: 01/22/22 09:25
Analyst: JM
Percent Solids: 91%

Extraction Method: EPA 3546
Extraction Date: 01/20/22 19:41
Cleanup Method: EPA 3665A
Cleanup Date: 01/21/22
Cleanup Method: EPA 3660B
Cleanup Date: 01/22/22

Parameter	Result	Qualifier	Units	RL	MDL	Dilution Factor	Column
Polychlorinated Biphenyls by GC - Westborough Lab							
Aroclor 1016	ND		ug/kg	36.3	3.22	1	A
Aroclor 1221	ND		ug/kg	36.3	3.64	1	A
Aroclor 1232	ND		ug/kg	36.3	7.70	1	A
Aroclor 1242	ND		ug/kg	36.3	4.89	1	A
Aroclor 1248	ND		ug/kg	36.3	5.45	1	A
Aroclor 1254	ND		ug/kg	36.3	3.97	1	A
Aroclor 1260	9.18	J	ug/kg	36.3	6.71	1	A
Aroclor 1262	ND		ug/kg	36.3	4.61	1	A
Aroclor 1268	ND		ug/kg	36.3	3.76	1	A
PCBs, Total	9.18	J	ug/kg	36.3	3.22	1	A

Surrogate	% Recovery	Qualifier	Acceptance Criteria	Column
2,4,5,6-Tetrachloro-m-xylene	77		30-150	A
Decachlorobiphenyl	65		30-150	A
2,4,5,6-Tetrachloro-m-xylene	79		30-150	B
Decachlorobiphenyl	78		30-150	B

Project Name: PHASE II 169 THIRD AVE
Project Number: 0204090
Lab Number: L2202719
Report Date: 01/26/22

SAMPLE RESULTS

Lab ID: L2202719-07
Client ID: SB-3 (13-15')
Sample Location: 169 3RD AVENUE, BROOKLYN, NY

Date Collected: 01/18/22 09:00
Date Received: 01/18/22
Field Prep: Not Specified

Sample Depth:
Matrix: Soil
Analytical Method: 1,8082A
Analytical Date: 01/22/22 09:33
Analyst: JM
Percent Solids: 78%

Extraction Method: EPA 3546
Extraction Date: 01/20/22 19:41
Cleanup Method: EPA 3665A
Cleanup Date: 01/21/22
Cleanup Method: EPA 3660B
Cleanup Date: 01/22/22

Parameter	Result	Qualifier	Units	RL	MDL	Dilution Factor	Column
Polychlorinated Biphenyls by GC - Westborough Lab							
Aroclor 1016	ND		ug/kg	41.8	3.71	1	A
Aroclor 1221	ND		ug/kg	41.8	4.19	1	A
Aroclor 1232	ND		ug/kg	41.8	8.86	1	A
Aroclor 1242	ND		ug/kg	41.8	5.63	1	A
Aroclor 1248	ND		ug/kg	41.8	6.27	1	A
Aroclor 1254	12.9	J	ug/kg	41.8	4.57	1	B
Aroclor 1260	ND		ug/kg	41.8	7.72	1	A
Aroclor 1262	ND		ug/kg	41.8	5.31	1	A
Aroclor 1268	ND		ug/kg	41.8	4.33	1	A
PCBs, Total	12.9	J	ug/kg	41.8	3.71	1	B

Surrogate	% Recovery	Qualifier	Acceptance Criteria	Column
2,4,5,6-Tetrachloro-m-xylene	76		30-150	A
Decachlorobiphenyl	63		30-150	A
2,4,5,6-Tetrachloro-m-xylene	73		30-150	B
Decachlorobiphenyl	74		30-150	B

Project Name: PHASE II 169 THIRD AVE
Project Number: 0204090
Lab Number: L2202719
Report Date: 01/26/22

SAMPLE RESULTS

Lab ID: L2202719-08
Client ID: SB-4 (0-2')
Sample Location: 169 3RD AVENUE, BROOKLYN, NY

Date Collected: 01/18/22 08:15
Date Received: 01/18/22
Field Prep: Not Specified

Sample Depth:
Matrix: Soil
Analytical Method: 1,8082A
Analytical Date: 01/22/22 09:40
Analyst: JM
Percent Solids: 92%

Extraction Method: EPA 3546
Extraction Date: 01/20/22 19:41
Cleanup Method: EPA 3665A
Cleanup Date: 01/21/22
Cleanup Method: EPA 3660B
Cleanup Date: 01/22/22

Parameter	Result	Qualifier	Units	RL	MDL	Dilution Factor	Column
Polychlorinated Biphenyls by GC - Westborough Lab							
Aroclor 1016	ND		ug/kg	35.2	3.13	1	A
Aroclor 1221	ND		ug/kg	35.2	3.53	1	A
Aroclor 1232	ND		ug/kg	35.2	7.46	1	A
Aroclor 1242	ND		ug/kg	35.2	4.75	1	A
Aroclor 1248	ND		ug/kg	35.2	5.28	1	A
Aroclor 1254	46.0		ug/kg	35.2	3.85	1	B
Aroclor 1260	20.6	J	ug/kg	35.2	6.51	1	A
Aroclor 1262	ND		ug/kg	35.2	4.47	1	A
Aroclor 1268	ND		ug/kg	35.2	3.65	1	A
PCBs, Total	66.6	J	ug/kg	35.2	3.13	1	B

Surrogate	% Recovery	Qualifier	Acceptance Criteria	Column
2,4,5,6-Tetrachloro-m-xylene	67		30-150	A
Decachlorobiphenyl	54		30-150	A
2,4,5,6-Tetrachloro-m-xylene	68		30-150	B
Decachlorobiphenyl	72		30-150	B

Project Name: PHASE II 169 THIRD AVE
Project Number: 0204090
Lab Number: L2202719
Report Date: 01/26/22

SAMPLE RESULTS

Lab ID: L2202719-09
Client ID: SB-4 (12-14')
Sample Location: 169 3RD AVENUE, BROOKLYN, NY

Date Collected: 01/18/22 13:00
Date Received: 01/18/22
Field Prep: Not Specified

Sample Depth:
Matrix: Soil
Analytical Method: 1,8082A
Analytical Date: 01/22/22 09:47
Analyst: JM
Percent Solids: 84%

Extraction Method: EPA 3546
Extraction Date: 01/20/22 19:41
Cleanup Method: EPA 3665A
Cleanup Date: 01/21/22
Cleanup Method: EPA 3660B
Cleanup Date: 01/22/22

Parameter	Result	Qualifier	Units	RL	MDL	Dilution Factor	Column
Polychlorinated Biphenyls by GC - Westborough Lab							
Aroclor 1016	ND		ug/kg	37.9	3.37	1	A
Aroclor 1221	ND		ug/kg	37.9	3.80	1	A
Aroclor 1232	ND		ug/kg	37.9	8.04	1	A
Aroclor 1242	ND		ug/kg	37.9	5.11	1	A
Aroclor 1248	ND		ug/kg	37.9	5.69	1	A
Aroclor 1254	ND		ug/kg	37.9	4.15	1	A
Aroclor 1260	ND		ug/kg	37.9	7.01	1	A
Aroclor 1262	ND		ug/kg	37.9	4.82	1	A
Aroclor 1268	ND		ug/kg	37.9	3.93	1	A
PCBs, Total	ND		ug/kg	37.9	3.37	1	A

Surrogate	% Recovery	Qualifier	Acceptance Criteria	Column
2,4,5,6-Tetrachloro-m-xylene	39		30-150	A
Decachlorobiphenyl	37		30-150	A
2,4,5,6-Tetrachloro-m-xylene	39		30-150	B
Decachlorobiphenyl	46		30-150	B

Project Name: PHASE II 169 THIRD AVE
Project Number: 0204090
Lab Number: L2202719
Report Date: 01/26/22

SAMPLE RESULTS

Lab ID: L2202719-10
Client ID: SB-5 (0-2')
Sample Location: 169 3RD AVENUE, BROOKLYN, NY

Date Collected: 01/18/22 09:35
Date Received: 01/18/22
Field Prep: Not Specified

Sample Depth:
Matrix: Soil
Analytical Method: 1,8082A
Analytical Date: 01/22/22 09:54
Analyst: JM
Percent Solids: 90%

Extraction Method: EPA 3546
Extraction Date: 01/20/22 19:41
Cleanup Method: EPA 3665A
Cleanup Date: 01/21/22
Cleanup Method: EPA 3660B
Cleanup Date: 01/22/22

Parameter	Result	Qualifier	Units	RL	MDL	Dilution Factor	Column
Polychlorinated Biphenyls by GC - Westborough Lab							
Aroclor 1016	ND		ug/kg	35.8	3.18	1	A
Aroclor 1221	ND		ug/kg	35.8	3.58	1	A
Aroclor 1232	ND		ug/kg	35.8	7.59	1	A
Aroclor 1242	ND		ug/kg	35.8	4.82	1	A
Aroclor 1248	ND		ug/kg	35.8	5.37	1	A
Aroclor 1254	ND		ug/kg	35.8	3.91	1	A
Aroclor 1260	ND		ug/kg	35.8	6.61	1	A
Aroclor 1262	ND		ug/kg	35.8	4.54	1	A
Aroclor 1268	17.1	J	ug/kg	35.8	3.71	1	B
PCBs, Total	17.1	J	ug/kg	35.8	3.18	1	B

Surrogate	% Recovery	Qualifier	Acceptance Criteria	Column
2,4,5,6-Tetrachloro-m-xylene	70		30-150	A
Decachlorobiphenyl	56		30-150	A
2,4,5,6-Tetrachloro-m-xylene	72		30-150	B
Decachlorobiphenyl	69		30-150	B

Project Name: PHASE II 169 THIRD AVE
Project Number: 0204090
Lab Number: L2202719
Report Date: 01/26/22

SAMPLE RESULTS

Lab ID: L2202719-11
Client ID: SB-5 (13-15')
Sample Location: 169 3RD AVENUE, BROOKLYN, NY

Date Collected: 01/18/22 09:53
Date Received: 01/18/22
Field Prep: Not Specified

Sample Depth:
Matrix: Soil
Analytical Method: 1,8082A
Analytical Date: 01/22/22 10:01
Analyst: JM
Percent Solids: 82%

Extraction Method: EPA 3546
Extraction Date: 01/20/22 19:41
Cleanup Method: EPA 3665A
Cleanup Date: 01/21/22
Cleanup Method: EPA 3660B
Cleanup Date: 01/22/22

Parameter	Result	Qualifier	Units	RL	MDL	Dilution Factor	Column
Polychlorinated Biphenyls by GC - Westborough Lab							
Aroclor 1016	ND		ug/kg	39.1	3.47	1	A
Aroclor 1221	ND		ug/kg	39.1	3.92	1	A
Aroclor 1232	ND		ug/kg	39.1	8.29	1	A
Aroclor 1242	ND		ug/kg	39.1	5.27	1	A
Aroclor 1248	ND		ug/kg	39.1	5.87	1	A
Aroclor 1254	ND		ug/kg	39.1	4.28	1	A
Aroclor 1260	ND		ug/kg	39.1	7.23	1	A
Aroclor 1262	ND		ug/kg	39.1	4.97	1	A
Aroclor 1268	ND		ug/kg	39.1	4.05	1	A
PCBs, Total	ND		ug/kg	39.1	3.47	1	A

Surrogate	% Recovery	Qualifier	Acceptance Criteria	Column
2,4,5,6-Tetrachloro-m-xylene	77		30-150	A
Decachlorobiphenyl	64		30-150	A
2,4,5,6-Tetrachloro-m-xylene	83		30-150	B
Decachlorobiphenyl	79		30-150	B

Project Name: PHASE II 169 THIRD AVE
Project Number: 0204090
Lab Number: L2202719
Report Date: 01/26/22

SAMPLE RESULTS

Lab ID: L2202719-12
Client ID: SB-7 (0-2')
Sample Location: 169 3RD AVENUE, BROOKLYN, NY

Sample Depth:
Matrix: Soil
Analytical Method: 1,8082A
Analytical Date: 01/22/22 10:08
Analyst: JM
Percent Solids: 87%

Date Collected: 01/18/22 11:10
Date Received: 01/18/22
Field Prep: Not Specified

Extraction Method: EPA 3546
Extraction Date: 01/20/22 19:41
Cleanup Method: EPA 3665A
Cleanup Date: 01/21/22
Cleanup Method: EPA 3660B
Cleanup Date: 01/22/22

Parameter	Result	Qualifier	Units	RL	MDL	Dilution Factor	Column
Polychlorinated Biphenyls by GC - Westborough Lab							
Aroclor 1016	ND		ug/kg	36.3	3.22	1	A
Aroclor 1221	ND		ug/kg	36.3	3.64	1	A
Aroclor 1232	ND		ug/kg	36.3	7.69	1	A
Aroclor 1242	ND		ug/kg	36.3	4.89	1	A
Aroclor 1248	ND		ug/kg	36.3	5.44	1	A
Aroclor 1254	ND		ug/kg	36.3	3.97	1	A
Aroclor 1260	32.0	J	ug/kg	36.3	6.70	1	A
Aroclor 1262	ND		ug/kg	36.3	4.61	1	A
Aroclor 1268	12.6	J	ug/kg	36.3	3.76	1	B
PCBs, Total	44.6	J	ug/kg	36.3	3.22	1	B

Surrogate	% Recovery	Qualifier	Acceptance Criteria	Column
2,4,5,6-Tetrachloro-m-xylene	62		30-150	A
Decachlorobiphenyl	62		30-150	A
2,4,5,6-Tetrachloro-m-xylene	63		30-150	B
Decachlorobiphenyl	102		30-150	B

Project Name: PHASE II 169 THIRD AVE
Project Number: 0204090
Lab Number: L2202719
Report Date: 01/26/22

SAMPLE RESULTS

Lab ID: L2202719-13
Client ID: SB-7 (12-14')
Sample Location: 169 3RD AVENUE, BROOKLYN, NY

Date Collected: 01/18/22 11:30
Date Received: 01/18/22
Field Prep: Not Specified

Sample Depth:
Matrix: Soil
Analytical Method: 1,8082A
Analytical Date: 01/22/22 10:15
Analyst: JM
Percent Solids: 68%

Extraction Method: EPA 3546
Extraction Date: 01/20/22 19:41
Cleanup Method: EPA 3665A
Cleanup Date: 01/21/22
Cleanup Method: EPA 3660B
Cleanup Date: 01/22/22

Parameter	Result	Qualifier	Units	RL	MDL	Dilution Factor	Column
Polychlorinated Biphenyls by GC - Westborough Lab							
Aroclor 1016	ND		ug/kg	47.0	4.17	1	A
Aroclor 1221	ND		ug/kg	47.0	4.71	1	A
Aroclor 1232	ND		ug/kg	47.0	9.96	1	A
Aroclor 1242	ND		ug/kg	47.0	6.34	1	A
Aroclor 1248	ND		ug/kg	47.0	7.05	1	A
Aroclor 1254	ND		ug/kg	47.0	5.14	1	A
Aroclor 1260	ND		ug/kg	47.0	8.69	1	A
Aroclor 1262	ND		ug/kg	47.0	5.97	1	A
Aroclor 1268	ND		ug/kg	47.0	4.87	1	A
PCBs, Total	ND		ug/kg	47.0	4.17	1	A

Surrogate	% Recovery	Qualifier	Acceptance Criteria	Column
2,4,5,6-Tetrachloro-m-xylene	63		30-150	A
Decachlorobiphenyl	43		30-150	A
2,4,5,6-Tetrachloro-m-xylene	63		30-150	B
Decachlorobiphenyl	51		30-150	B

Project Name: PHASE II 169 THIRD AVE
Project Number: 0204090
Lab Number: L2202719
Report Date: 01/26/22

SAMPLE RESULTS

Lab ID: L2202719-14
Client ID: DUP_20220118
Sample Location: 169 3RD AVENUE, BROOKLYN, NY

Date Collected: 01/18/22 00:00
Date Received: 01/18/22
Field Prep: Not Specified

Sample Depth:
Matrix: Soil
Analytical Method: 1,8082A
Analytical Date: 01/22/22 10:22
Analyst: JM
Percent Solids: 88%

Extraction Method: EPA 3546
Extraction Date: 01/20/22 19:41
Cleanup Method: EPA 3665A
Cleanup Date: 01/21/22
Cleanup Method: EPA 3660B
Cleanup Date: 01/22/22

Parameter	Result	Qualifier	Units	RL	MDL	Dilution Factor	Column
Polychlorinated Biphenyls by GC - Westborough Lab							
Aroclor 1016	ND		ug/kg	36.2	3.22	1	A
Aroclor 1221	ND		ug/kg	36.2	3.63	1	A
Aroclor 1232	ND		ug/kg	36.2	7.68	1	A
Aroclor 1242	ND		ug/kg	36.2	4.89	1	A
Aroclor 1248	ND		ug/kg	36.2	5.44	1	A
Aroclor 1254	ND		ug/kg	36.2	3.97	1	A
Aroclor 1260	ND		ug/kg	36.2	6.70	1	A
Aroclor 1262	ND		ug/kg	36.2	4.60	1	A
Aroclor 1268	ND		ug/kg	36.2	3.76	1	A
PCBs, Total	ND		ug/kg	36.2	3.22	1	A

Surrogate	% Recovery	Qualifier	Acceptance Criteria	Column
2,4,5,6-Tetrachloro-m-xylene	67		30-150	A
Decachlorobiphenyl	55		30-150	A
2,4,5,6-Tetrachloro-m-xylene	68		30-150	B
Decachlorobiphenyl	68		30-150	B

Project Name: PHASE II 169 THIRD AVE
Project Number: 0204090

Lab Number: L2202719
Report Date: 01/26/22

Method Blank Analysis
Batch Quality Control

Analytical Method: 1,8082A
Analytical Date: 01/22/22 08:29
Analyst: JM

Extraction Method: EPA 3546
Extraction Date: 01/20/22 19:41
Cleanup Method: EPA 3665A
Cleanup Date: 01/21/22
Cleanup Method: EPA 3660B
Cleanup Date: 01/22/22

Parameter	Result	Qualifier	Units	RL	MDL	Column
Polychlorinated Biphenyls by GC - Westborough Lab for sample(s): 01-14 Batch: WG1596458-1						
Aroclor 1016	ND		ug/kg	32.4	2.87	A
Aroclor 1221	ND		ug/kg	32.4	3.24	A
Aroclor 1232	ND		ug/kg	32.4	6.86	A
Aroclor 1242	ND		ug/kg	32.4	4.36	A
Aroclor 1248	ND		ug/kg	32.4	4.85	A
Aroclor 1254	ND		ug/kg	32.4	3.54	A
Aroclor 1260	ND		ug/kg	32.4	5.98	A
Aroclor 1262	ND		ug/kg	32.4	4.11	A
Aroclor 1268	ND		ug/kg	32.4	3.35	A
PCBs, Total	ND		ug/kg	32.4	2.87	A

Surrogate	%Recovery	Qualifier	Acceptance Criteria	Column
2,4,5,6-Tetrachloro-m-xylene	88		30-150	A
Decachlorobiphenyl	76		30-150	A
2,4,5,6-Tetrachloro-m-xylene	90		30-150	B
Decachlorobiphenyl	89		30-150	B

Lab Control Sample Analysis
Batch Quality Control

Project Name: PHASE II 169 THIRD AVE
Project Number: 0204090
Lab Number: L2202719
Report Date: 01/26/22

Parameter	LCS %Recovery	Qual	LCSD %Recovery	Qual	%Recovery Limits	RPD	Qual	RPD Limits	Column
Polychlorinated Biphenyls by GC - Westborough Lab Associated sample(s): 01-14 Batch: WG1596458-2 WG1596458-3									
Aroclor 1016	80		92		40-140	14		50	A
Aroclor 1260	77		91		40-140	17		50	A

Surrogate	LCS %Recovery	Qual	LCSD %Recovery	Qual	Acceptance Criteria	Column
2,4,5,6-Tetrachloro-m-xylene	82		91		30-150	A
Decachlorobiphenyl	72		79		30-150	A
2,4,5,6-Tetrachloro-m-xylene	83		91		30-150	B
Decachlorobiphenyl	84		92		30-150	B

PESTICIDES

Project Name: PHASE II 169 THIRD AVE
Project Number: 0204090
Lab Number: L2202719
Report Date: 01/26/22

SAMPLE RESULTS

Lab ID: L2202719-01 D
Client ID: SB-1 (0-2')
Sample Location: 169 3RD AVENUE, BROOKLYN, NY

Date Collected: 01/18/22 12:10
Date Received: 01/18/22
Field Prep: Not Specified

Sample Depth:
Matrix: Soil
Analytical Method: 1,8081B
Analytical Date: 01/22/22 11:06
Analyst: JAW
Percent Solids: 90%

Extraction Method: EPA 3546
Extraction Date: 01/20/22 21:57
Cleanup Method: EPA 3620B
Cleanup Date: 01/22/22

Parameter	Result	Qualifier	Units	RL	MDL	Dilution Factor	Column
Organochlorine Pesticides by GC - Westborough Lab							
Delta-BHC	ND		ug/kg	17.6	3.44	10	A
Lindane	ND		ug/kg	7.33	3.28	10	A
Alpha-BHC	ND		ug/kg	7.33	2.08	10	A
Beta-BHC	ND		ug/kg	17.6	6.67	10	A
Heptachlor	ND		ug/kg	8.79	3.94	10	A
Aldrin	ND		ug/kg	17.6	6.19	10	A
Heptachlor epoxide	ND		ug/kg	33.0	9.89	10	A
Endrin	ND		ug/kg	7.33	3.00	10	A
Endrin aldehyde	ND		ug/kg	22.0	7.70	10	A
Endrin ketone	ND		ug/kg	17.6	4.53	10	A
Dieldrin	ND		ug/kg	11.0	5.50	10	A
4,4'-DDE	7.84	JP	ug/kg	17.6	4.07	10	A
4,4'-DDD	7.40	J	ug/kg	17.6	6.27	10	A
4,4'-DDT	ND		ug/kg	33.0	14.1	10	A
Endosulfan I	ND		ug/kg	17.6	4.16	10	A
Endosulfan II	ND		ug/kg	17.6	5.88	10	A
Endosulfan sulfate	ND		ug/kg	7.33	3.49	10	A
Methoxychlor	ND		ug/kg	33.0	10.3	10	A
Toxaphene	ND		ug/kg	330	92.3	10	A
cis-Chlordane	ND		ug/kg	22.0	6.13	10	A
trans-Chlordane	ND		ug/kg	22.0	5.80	10	A
Chlordane	ND		ug/kg	146	58.3	10	A

Project Name: PHASE II 169 THIRD AVE **Lab Number:** L2202719

Project Number: 0204090 **Report Date:** 01/26/22

SAMPLE RESULTS

Lab ID: L2202719-01 D Date Collected: 01/18/22 12:10

Client ID: SB-1 (0-2') Date Received: 01/18/22

Sample Location: 169 3RD AVENUE, BROOKLYN, NY Field Prep: Not Specified

Sample Depth:

Parameter	Result	Qualifier	Units	RL	MDL	Dilution Factor	Column
Organochlorine Pesticides by GC - Westborough Lab							

Surrogate	% Recovery	Qualifier	Acceptance Criteria	Column
2,4,5,6-Tetrachloro-m-xylene	76		30-150	A
Decachlorobiphenyl	105		30-150	A
2,4,5,6-Tetrachloro-m-xylene	70		30-150	B
Decachlorobiphenyl	116		30-150	B

Project Name: PHASE II 169 THIRD AVE
Project Number: 0204090
Lab Number: L2202719
Report Date: 01/26/22

SAMPLE RESULTS

Lab ID: L2202719-02
Client ID: SB-1 (13-14')
Sample Location: 169 3RD AVENUE, BROOKLYN, NY

Date Collected: 01/18/22 12:20
Date Received: 01/18/22
Field Prep: Not Specified

Sample Depth:
Matrix: Soil
Analytical Method: 1,8081B
Analytical Date: 01/22/22 11:56
Analyst: JAW
Percent Solids: 84%

Extraction Method: EPA 3546
Extraction Date: 01/20/22 21:57
Cleanup Method: EPA 3620B
Cleanup Date: 01/22/22

Parameter	Result	Qualifier	Units	RL	MDL	Dilution Factor	Column
Organochlorine Pesticides by GC - Westborough Lab							
Delta-BHC	ND		ug/kg	1.86	0.365	1	A
Lindane	ND		ug/kg	0.777	0.347	1	A
Alpha-BHC	ND		ug/kg	0.777	0.221	1	A
Beta-BHC	ND		ug/kg	1.86	0.707	1	A
Heptachlor	ND		ug/kg	0.933	0.418	1	A
Aldrin	ND		ug/kg	1.86	0.657	1	A
Heptachlor epoxide	ND		ug/kg	3.50	1.05	1	A
Endrin	ND		ug/kg	0.777	0.319	1	A
Endrin aldehyde	ND		ug/kg	2.33	0.816	1	A
Endrin ketone	ND		ug/kg	1.86	0.480	1	A
Dieldrin	ND		ug/kg	1.16	0.583	1	A
4,4'-DDE	ND		ug/kg	1.86	0.431	1	A
4,4'-DDD	ND		ug/kg	1.86	0.665	1	A
4,4'-DDT	ND		ug/kg	3.50	1.50	1	A
Endosulfan I	ND		ug/kg	1.86	0.441	1	A
Endosulfan II	ND		ug/kg	1.86	0.623	1	A
Endosulfan sulfate	ND		ug/kg	0.777	0.370	1	A
Methoxychlor	ND		ug/kg	3.50	1.09	1	A
Toxaphene	ND		ug/kg	35.0	9.79	1	A
cis-Chlordane	ND		ug/kg	2.33	0.650	1	A
trans-Chlordane	ND		ug/kg	2.33	0.616	1	A
Chlordane	ND		ug/kg	15.5	6.18	1	A

Project Name: PHASE II 169 THIRD AVE **Lab Number:** L2202719

Project Number: 0204090 **Report Date:** 01/26/22

SAMPLE RESULTS

Lab ID:	L2202719-02	Date Collected:	01/18/22 12:20
Client ID:	SB-1 (13-14')	Date Received:	01/18/22
Sample Location:	169 3RD AVENUE, BROOKLYN, NY	Field Prep:	Not Specified

Sample Depth:

Parameter	Result	Qualifier	Units	RL	MDL	Dilution Factor	Column
Organochlorine Pesticides by GC - Westborough Lab							

Surrogate	% Recovery	Qualifier	Acceptance Criteria	Column
2,4,5,6-Tetrachloro-m-xylene	91		30-150	A
Decachlorobiphenyl	107		30-150	A
2,4,5,6-Tetrachloro-m-xylene	74		30-150	B
Decachlorobiphenyl	129		30-150	B

Project Name: PHASE II 169 THIRD AVE
Project Number: 0204090
Lab Number: L2202719
Report Date: 01/26/22

SAMPLE RESULTS

Lab ID: L2202719-03
Client ID: SB-1 (17-19')
Sample Location: 169 3RD AVENUE, BROOKLYN, NY

Date Collected: 01/18/22 12:35
Date Received: 01/18/22
Field Prep: Not Specified

Sample Depth:
Matrix: Soil
Analytical Method: 1,8081B
Analytical Date: 01/22/22 12:34
Analyst: JAW
Percent Solids: 89%

Extraction Method: EPA 3546
Extraction Date: 01/20/22 21:57
Cleanup Method: EPA 3620B
Cleanup Date: 01/22/22

Parameter	Result	Qualifier	Units	RL	MDL	Dilution Factor	Column
Organochlorine Pesticides by GC - Westborough Lab							
Delta-BHC	ND		ug/kg	1.75	0.342	1	A
Lindane	ND		ug/kg	0.728	0.325	1	A
Alpha-BHC	ND		ug/kg	0.728	0.207	1	A
Beta-BHC	ND		ug/kg	1.75	0.662	1	A
Heptachlor	ND		ug/kg	0.874	0.392	1	A
Aldrin	ND		ug/kg	1.75	0.615	1	A
Heptachlor epoxide	ND		ug/kg	3.28	0.983	1	A
Endrin	ND		ug/kg	0.728	0.298	1	A
Endrin aldehyde	ND		ug/kg	2.18	0.764	1	A
Endrin ketone	ND		ug/kg	1.75	0.450	1	A
Dieldrin	ND		ug/kg	1.09	0.546	1	A
4,4'-DDE	ND		ug/kg	1.75	0.404	1	A
4,4'-DDD	ND		ug/kg	1.75	0.623	1	A
4,4'-DDT	ND		ug/kg	3.28	1.40	1	A
Endosulfan I	ND		ug/kg	1.75	0.413	1	A
Endosulfan II	ND		ug/kg	1.75	0.584	1	A
Endosulfan sulfate	ND		ug/kg	0.728	0.346	1	A
Methoxychlor	ND		ug/kg	3.28	1.02	1	A
Toxaphene	ND		ug/kg	32.8	9.17	1	A
cis-Chlordane	ND		ug/kg	2.18	0.609	1	A
trans-Chlordane	ND		ug/kg	2.18	0.577	1	A
Chlordane	ND		ug/kg	14.6	5.79	1	A

Project Name: PHASE II 169 THIRD AVE **Lab Number:** L2202719

Project Number: 0204090 **Report Date:** 01/26/22

SAMPLE RESULTS

Lab ID:	L2202719-03	Date Collected:	01/18/22 12:35
Client ID:	SB-1 (17-19')	Date Received:	01/18/22
Sample Location:	169 3RD AVENUE, BROOKLYN, NY	Field Prep:	Not Specified

Sample Depth:

Parameter	Result	Qualifier	Units	RL	MDL	Dilution Factor	Column
Organochlorine Pesticides by GC - Westborough Lab							

Surrogate	% Recovery	Qualifier	Acceptance Criteria	Column
2,4,5,6-Tetrachloro-m-xylene	96		30-150	A
Decachlorobiphenyl	88		30-150	A
2,4,5,6-Tetrachloro-m-xylene	76		30-150	B
Decachlorobiphenyl	92		30-150	B

Project Name: PHASE II 169 THIRD AVE
Project Number: 0204090
Lab Number: L2202719
Report Date: 01/26/22

SAMPLE RESULTS

Lab ID: L2202719-04 D
Client ID: SB-2 (0-2')
Sample Location: 169 3RD AVENUE, BROOKLYN, NY

Date Collected: 01/18/22 10:35
Date Received: 01/18/22
Field Prep: Not Specified

Sample Depth:
Matrix: Soil
Analytical Method: 1,8081B
Analytical Date: 01/22/22 10:28
Analyst: JAW
Percent Solids: 88%

Extraction Method: EPA 3546
Extraction Date: 01/20/22 21:57
Cleanup Method: EPA 3620B
Cleanup Date: 01/22/22

Parameter	Result	Qualifier	Units	RL	MDL	Dilution Factor	Column
Organochlorine Pesticides by GC - Westborough Lab							
Delta-BHC	ND		ug/kg	17.0	3.34	10	A
Lindane	ND		ug/kg	7.11	3.18	10	A
Alpha-BHC	ND		ug/kg	7.11	2.02	10	A
Beta-BHC	ND		ug/kg	17.0	6.47	10	A
Heptachlor	ND		ug/kg	8.53	3.82	10	A
Aldrin	ND		ug/kg	17.0	6.00	10	A
Heptachlor epoxide	ND		ug/kg	32.0	9.60	10	A
Endrin	ND		ug/kg	7.11	2.91	10	A
Endrin aldehyde	ND		ug/kg	21.3	7.46	10	A
Endrin ketone	ND		ug/kg	17.0	4.39	10	A
Dieldrin	ND		ug/kg	10.7	5.33	10	A
4,4'-DDE	ND		ug/kg	17.0	3.94	10	A
4,4'-DDD	ND		ug/kg	17.0	6.08	10	A
4,4'-DDT	ND		ug/kg	32.0	13.7	10	A
Endosulfan I	ND		ug/kg	17.0	4.03	10	A
Endosulfan II	ND		ug/kg	17.0	5.70	10	A
Endosulfan sulfate	ND		ug/kg	7.11	3.38	10	A
Methoxychlor	ND		ug/kg	32.0	9.95	10	A
Toxaphene	ND		ug/kg	320	89.6	10	A
cis-Chlordane	ND		ug/kg	21.3	5.94	10	A
trans-Chlordane	ND		ug/kg	21.3	5.63	10	A
Chlordane	ND		ug/kg	142	56.5	10	A

Project Name: PHASE II 169 THIRD AVE **Lab Number:** L2202719

Project Number: 0204090 **Report Date:** 01/26/22

SAMPLE RESULTS

Lab ID: L2202719-04 D Date Collected: 01/18/22 10:35

Client ID: SB-2 (0-2') Date Received: 01/18/22

Sample Location: 169 3RD AVENUE, BROOKLYN, NY Field Prep: Not Specified

Sample Depth:

Parameter	Result	Qualifier	Units	RL	MDL	Dilution Factor	Column
Organochlorine Pesticides by GC - Westborough Lab							

Surrogate	% Recovery	Qualifier	Acceptance Criteria	Column
2,4,5,6-Tetrachloro-m-xylene	78		30-150	A
Decachlorobiphenyl	95		30-150	A
2,4,5,6-Tetrachloro-m-xylene	75		30-150	B
Decachlorobiphenyl	**290**	Q	30-150	B

Project Name: PHASE II 169 THIRD AVE
Project Number: 0204090
Lab Number: L2202719
Report Date: 01/26/22

SAMPLE RESULTS

Lab ID: L2202719-05
Client ID: SB-2 (18-20')
Sample Location: 169 3RD AVENUE, BROOKLYN, NY

Date Collected: 01/18/22 10:50
Date Received: 01/18/22
Field Prep: Not Specified

Sample Depth:
Matrix: Soil
Analytical Method: 1,8081B
Analytical Date: 01/22/22 13:12
Analyst: JAW
Percent Solids: 85%

Extraction Method: EPA 3546
Extraction Date: 01/20/22 21:57
Cleanup Method: EPA 3620B
Cleanup Date: 01/22/22

Parameter	Result	Qualifier	Units	RL	MDL	Dilution Factor	Column
Organochlorine Pesticides by GC - Westborough Lab							
Delta-BHC	ND		ug/kg	5.45	1.07	1	A
Lindane	ND		ug/kg	2.27	1.01	1	A
Alpha-BHC	ND		ug/kg	2.27	0.645	1	A
Beta-BHC	ND		ug/kg	5.45	2.06	1	A
Heptachlor	ND		ug/kg	2.72	1.22	1	A
Aldrin	ND		ug/kg	5.45	1.92	1	A
Heptachlor epoxide	ND		ug/kg	10.2	3.06	1	A
Endrin	ND		ug/kg	2.27	0.931	1	A
Endrin aldehyde	ND		ug/kg	6.81	2.38	1	A
Endrin ketone	ND		ug/kg	5.45	1.40	1	A
Dieldrin	ND		ug/kg	3.40	1.70	1	A
4,4'-DDE	ND		ug/kg	5.45	1.26	1	A
4,4'-DDD	ND		ug/kg	5.45	1.94	1	A
4,4'-DDT	ND		ug/kg	10.2	4.38	1	A
Endosulfan I	ND		ug/kg	5.45	1.29	1	A
Endosulfan II	ND		ug/kg	5.45	1.82	1	A
Endosulfan sulfate	ND		ug/kg	2.27	1.08	1	A
Methoxychlor	ND		ug/kg	10.2	3.18	1	A
Toxaphene	ND		ug/kg	102	28.6	1	A
cis-Chlordane	ND		ug/kg	6.81	1.90	1	A
trans-Chlordane	ND		ug/kg	6.81	1.80	1	A
Chlordane	ND		ug/kg	45.4	18.0	1	A

Project Name: PHASE II 169 THIRD AVE **Lab Number:** L2202719

Project Number: 0204090 **Report Date:** 01/26/22

SAMPLE RESULTS

Lab ID:	L2202719-05	Date Collected:	01/18/22 10:50
Client ID:	SB-2 (18-20')	Date Received:	01/18/22
Sample Location:	169 3RD AVENUE, BROOKLYN, NY	Field Prep:	Not Specified

Sample Depth:

Parameter	Result	Qualifier	Units	RL	MDL	Dilution Factor	Column
Organochlorine Pesticides by GC - Westborough Lab							

Surrogate	% Recovery	Qualifier	Acceptance Criteria	Column
2,4,5,6-Tetrachloro-m-xylene	99		30-150	A
Decachlorobiphenyl	93		30-150	A
2,4,5,6-Tetrachloro-m-xylene	81		30-150	B
Decachlorobiphenyl	98		30-150	B

Project Name: PHASE II 169 THIRD AVE
Project Number: 0204090
Lab Number: L2202719
Report Date: 01/26/22

SAMPLE RESULTS

Lab ID: L2202719-06
Client ID: SB-3 (0-2')
Sample Location: 169 3RD AVENUE, BROOKLYN, NY

Date Collected: 01/18/22 08:50
Date Received: 01/18/22
Field Prep: Not Specified

Sample Depth:
Matrix: Soil
Analytical Method: 1,8081B
Analytical Date: 01/22/22 11:44
Analyst: JAW
Percent Solids: 91%

Extraction Method: EPA 3546
Extraction Date: 01/20/22 21:57
Cleanup Method: EPA 3620B
Cleanup Date: 01/22/22

Parameter	Result	Qualifier	Units	RL	MDL	Dilution Factor	Column
Organochlorine Pesticides by GC - Westborough Lab							
Delta-BHC	ND		ug/kg	4.93	0.966	1	A
Lindane	ND		ug/kg	2.06	0.919	1	A
Alpha-BHC	ND		ug/kg	2.06	0.584	1	A
Beta-BHC	ND		ug/kg	4.93	1.87	1	A
Heptachlor	ND		ug/kg	2.47	1.10	1	A
Aldrin	ND		ug/kg	4.93	1.74	1	A
Heptachlor epoxide	ND		ug/kg	9.25	2.77	1	A
Endrin	ND		ug/kg	2.06	0.843	1	A
Endrin aldehyde	ND		ug/kg	6.17	2.16	1	A
Endrin ketone	ND		ug/kg	4.93	1.27	1	A
Dieldrin	ND		ug/kg	3.08	1.54	1	A
4,4'-DDE	3.17	J	ug/kg	4.93	1.14	1	B
4,4'-DDD	11.8		ug/kg	4.93	1.76	1	B
4,4'-DDT	ND	IP	ug/kg	9.25	3.97	1	A
Endosulfan I	ND		ug/kg	4.93	1.16	1	A
Endosulfan II	ND		ug/kg	4.93	1.65	1	A
Endosulfan sulfate	ND		ug/kg	2.06	0.978	1	A
Methoxychlor	ND		ug/kg	9.25	2.88	1	A
Toxaphene	ND		ug/kg	92.5	25.9	1	A
cis-Chlordane	14.7		ug/kg	6.17	1.72	1	A
trans-Chlordane	12.5		ug/kg	6.17	1.63	1	A
Chlordane	71.6		ug/kg	41.1	16.3	1	A

Project Name: PHASE II 169 THIRD AVE **Lab Number:** L2202719

Project Number: 0204090 **Report Date:** 01/26/22

SAMPLE RESULTS

Lab ID:	L2202719-06	Date Collected:	01/18/22 08:50
Client ID:	SB-3 (0-2')	Date Received:	01/18/22
Sample Location:	169 3RD AVENUE, BROOKLYN, NY	Field Prep:	Not Specified

Sample Depth:

Parameter	Result	Qualifier	Units	RL	MDL	Dilution Factor	Column
Organochlorine Pesticides by GC - Westborough Lab							

Surrogate	% Recovery	Qualifier	Acceptance Criteria	Column
2,4,5,6-Tetrachloro-m-xylene	101		30-150	A
Decachlorobiphenyl	103		30-150	A
2,4,5,6-Tetrachloro-m-xylene	85		30-150	B
Decachlorobiphenyl	102		30-150	B

Project Name: PHASE II 169 THIRD AVE
Project Number: 0204090
Lab Number: L2202719
Report Date: 01/26/22

SAMPLE RESULTS

Lab ID: L2202719-07 D
Client ID: SB-3 (13-15')
Sample Location: 169 3RD AVENUE, BROOKLYN, NY

Date Collected: 01/18/22 09:00
Date Received: 01/18/22
Field Prep: Not Specified

Sample Depth:
Matrix: Soil
Analytical Method: 1,8081B
Analytical Date: 01/22/22 10:16
Analyst: JAW
Percent Solids: 78%

Extraction Method: EPA 3546
Extraction Date: 01/20/22 21:57
Cleanup Method: EPA 3620B
Cleanup Date: 01/22/22

Parameter	Result	Qualifier	Units	RL	MDL	Dilution Factor	Column
Organochlorine Pesticides by GC - Westborough Lab							
Delta-BHC	ND		ug/kg	20.5	4.02	10	A
Lindane	ND		ug/kg	8.55	3.82	10	A
Alpha-BHC	ND		ug/kg	8.55	2.43	10	A
Beta-BHC	ND		ug/kg	20.5	7.78	10	A
Heptachlor	ND		ug/kg	10.3	4.60	10	A
Aldrin	ND		ug/kg	20.5	7.23	10	A
Heptachlor epoxide	ND		ug/kg	38.5	11.5	10	A
Endrin	ND		ug/kg	8.55	3.51	10	A
Endrin aldehyde	ND		ug/kg	25.6	8.98	10	A
Endrin ketone	ND		ug/kg	20.5	5.28	10	A
Dieldrin	ND		ug/kg	12.8	6.41	10	A
4,4'-DDE	6.09	J	ug/kg	20.5	4.75	10	A
4,4'-DDD	14.8	J	ug/kg	20.5	7.32	10	B
4,4'-DDT	ND		ug/kg	38.5	16.5	10	A
Endosulfan I	ND		ug/kg	20.5	4.85	10	A
Endosulfan II	ND		ug/kg	20.5	6.86	10	A
Endosulfan sulfate	ND		ug/kg	8.55	4.07	10	A
Methoxychlor	ND		ug/kg	38.5	12.0	10	A
Toxaphene	ND		ug/kg	385	108.	10	A
cis-Chlordane	13.1	J	ug/kg	25.6	7.15	10	B
trans-Chlordane	12.4	JP	ug/kg	25.6	6.77	10	B
Chlordane	ND		ug/kg	171	68.0	10	A

Project Name: PHASE II 169 THIRD AVE **Lab Number:** L2202719

Project Number: 0204090 **Report Date:** 01/26/22

SAMPLE RESULTS

Lab ID: L2202719-07 D Date Collected: 01/18/22 09:00

Client ID: SB-3 (13-15') Date Received: 01/18/22

Sample Location: 169 3RD AVENUE, BROOKLYN, NY Field Prep: Not Specified

Sample Depth:

Parameter	Result	Qualifier	Units	RL	MDL	Dilution Factor	Column
Organochlorine Pesticides by GC - Westborough Lab							

Surrogate	% Recovery	Qualifier	Acceptance Criteria	Column
2,4,5,6-Tetrachloro-m-xylene	78		30-150	A
Decachlorobiphenyl	33		30-150	A
2,4,5,6-Tetrachloro-m-xylene	76		30-150	B
Decachlorobiphenyl	148		30-150	B

Project Name: PHASE II 169 THIRD AVE
Project Number: 0204090
Lab Number: L2202719
Report Date: 01/26/22

SAMPLE RESULTS

Lab ID: L2202719-08 D
Client ID: SB-4 (0-2')
Sample Location: 169 3RD AVENUE, BROOKLYN, NY

Date Collected: 01/18/22 08:15
Date Received: 01/18/22
Field Prep: Not Specified

Sample Depth:
Matrix: Soil
Analytical Method: 1,8081B
Analytical Date: 01/22/22 10:03
Analyst: JAW
Percent Solids: 92%

Extraction Method: EPA 3546
Extraction Date: 01/20/22 21:57
Cleanup Method: EPA 3620B
Cleanup Date: 01/22/22

Parameter	Result	Qualifier	Units	RL	MDL	Dilution Factor	Column
Organochlorine Pesticides by GC - Westborough Lab							
Delta-BHC	ND		ug/kg	17.3	3.38	10	A
Lindane	ND		ug/kg	7.20	3.22	10	A
Alpha-BHC	ND		ug/kg	7.20	2.04	10	A
Beta-BHC	ND		ug/kg	17.3	6.55	10	A
Heptachlor	ND		ug/kg	8.64	3.87	10	A
Aldrin	ND		ug/kg	17.3	6.08	10	A
Heptachlor epoxide	ND		ug/kg	32.4	9.72	10	A
Endrin	ND		ug/kg	7.20	2.95	10	A
Endrin aldehyde	ND		ug/kg	21.6	7.56	10	A
Endrin ketone	ND		ug/kg	17.3	4.45	10	A
Dieldrin	11.1		ug/kg	10.8	5.40	10	B
4,4'-DDE	8.27	J	ug/kg	17.3	4.00	10	A
4,4'-DDD	20.4		ug/kg	17.3	6.16	10	A
4,4'-DDT	ND		ug/kg	32.4	13.9	10	B
Endosulfan I	ND		ug/kg	17.3	4.08	10	A
Endosulfan II	ND		ug/kg	17.3	5.78	10	A
Endosulfan sulfate	ND		ug/kg	7.20	3.43	10	A
Methoxychlor	ND		ug/kg	32.4	10.1	10	A
Toxaphene	ND		ug/kg	324	90.7	10	A
cis-Chlordane	ND		ug/kg	21.6	6.02	10	A
trans-Chlordane	ND		ug/kg	21.6	5.70	10	A
Chlordane	ND		ug/kg	144	57.2	10	A

Project Name: PHASE II 169 THIRD AVE **Lab Number:** L2202719

Project Number: 0204090 **Report Date:** 01/26/22

SAMPLE RESULTS

Lab ID: L2202719-08 D Date Collected: 01/18/22 08:15

Client ID: SB-4 (0-2') Date Received: 01/18/22

Sample Location: 169 3RD AVENUE, BROOKLYN, NY Field Prep: Not Specified

Sample Depth:

Parameter	Result	Qualifier	Units	RL	MDL	Dilution Factor	Column
Organochlorine Pesticides by GC - Westborough Lab							

Surrogate	% Recovery	Qualifier	Acceptance Criteria	Column
2,4,5,6-Tetrachloro-m-xylene	70		30-150	A
Decachlorobiphenyl	43		30-150	A
2,4,5,6-Tetrachloro-m-xylene	67		30-150	B
Decachlorobiphenyl	137		30-150	B

Project Name: PHASE II 169 THIRD AVE
Project Number: 0204090
Lab Number: L2202719
Report Date: 01/26/22

SAMPLE RESULTS

Lab ID: L2202719-09
Client ID: SB-4 (12-14')
Sample Location: 169 3RD AVENUE, BROOKLYN, NY

Date Collected: 01/18/22 13:00
Date Received: 01/18/22
Field Prep: Not Specified

Sample Depth:
Matrix: Soil
Analytical Method: 1,8081B
Analytical Date: 01/22/22 12:46
Analyst: JAW
Percent Solids: 84%

Extraction Method: EPA 3546
Extraction Date: 01/20/22 21:57
Cleanup Method: EPA 3620B
Cleanup Date: 01/22/22

Parameter	Result	Qualifier	Units	RL	MDL	Dilution Factor	Column
Organochlorine Pesticides by GC - Westborough Lab							
Delta-BHC	ND		ug/kg	5.74	1.12	1	A
Lindane	ND		ug/kg	2.39	1.07	1	A
Alpha-BHC	ND		ug/kg	2.39	0.679	1	A
Beta-BHC	ND		ug/kg	5.74	2.18	1	A
Heptachlor	ND		ug/kg	2.87	1.29	1	A
Aldrin	ND		ug/kg	5.74	2.02	1	A
Heptachlor epoxide	ND		ug/kg	10.8	3.23	1	A
Endrin	ND		ug/kg	2.39	0.980	1	A
Endrin aldehyde	ND		ug/kg	7.17	2.51	1	A
Endrin ketone	ND		ug/kg	5.74	1.48	1	A
Dieldrin	ND		ug/kg	3.58	1.79	1	A
4,4'-DDE	ND		ug/kg	5.74	1.33	1	A
4,4'-DDD	ND		ug/kg	5.74	2.05	1	A
4,4'-DDT	ND		ug/kg	10.8	4.61	1	A
Endosulfan I	ND		ug/kg	5.74	1.36	1	A
Endosulfan II	ND		ug/kg	5.74	1.92	1	A
Endosulfan sulfate	ND		ug/kg	2.39	1.14	1	A
Methoxychlor	ND		ug/kg	10.8	3.35	1	A
Toxaphene	ND		ug/kg	108	30.1	1	A
cis-Chlordane	ND		ug/kg	7.17	2.00	1	A
trans-Chlordane	ND		ug/kg	7.17	1.89	1	A
Chlordane	ND		ug/kg	47.8	19.0	1	A

Project Name: PHASE II 169 THIRD AVE **Lab Number:** L2202719

Project Number: 0204090 **Report Date:** 01/26/22

SAMPLE RESULTS

Lab ID: L2202719-09 Date Collected: 01/18/22 13:00

Client ID: SB-4 (12-14') Date Received: 01/18/22

Sample Location: 169 3RD AVENUE, BROOKLYN, NY Field Prep: Not Specified

Sample Depth:

Parameter	Result	Qualifier	Units	RL	MDL	Dilution Factor	Column
Organochlorine Pesticides by GC - Westborough Lab							

Surrogate	% Recovery	Qualifier	Acceptance Criteria	Column
2,4,5,6-Tetrachloro-m-xylene	115		30-150	A
Decachlorobiphenyl	88		30-150	A
2,4,5,6-Tetrachloro-m-xylene	77		30-150	B
Decachlorobiphenyl	97		30-150	B

Project Name: PHASE II 169 THIRD AVE
Project Number: 0204090
Lab Number: L2202719
Report Date: 01/26/22

SAMPLE RESULTS

Lab ID: L2202719-10
Client ID: SB-5 (0-2')
Sample Location: 169 3RD AVENUE, BROOKLYN, NY

Date Collected: 01/18/22 09:35
Date Received: 01/18/22
Field Prep: Not Specified

Sample Depth:
Matrix: Soil
Analytical Method: 1,8081B
Analytical Date: 01/22/22 12:21
Analyst: JAW
Percent Solids: 90%

Extraction Method: EPA 3546
Extraction Date: 01/20/22 21:57
Cleanup Method: EPA 3620B
Cleanup Date: 01/22/22

Parameter	Result	Qualifier	Units	RL	MDL	Dilution Factor	Column
Organochlorine Pesticides by GC - Westborough Lab							
Delta-BHC	ND		ug/kg	4.57	0.895	1	A
Lindane	ND		ug/kg	1.90	0.851	1	A
Alpha-BHC	ND		ug/kg	1.90	0.541	1	A
Beta-BHC	ND		ug/kg	4.57	1.73	1	A
Heptachlor	ND		ug/kg	2.28	1.02	1	A
Aldrin	ND		ug/kg	4.57	1.61	1	A
Heptachlor epoxide	ND		ug/kg	8.57	2.57	1	A
Endrin	ND		ug/kg	1.90	0.780	1	A
Endrin aldehyde	ND		ug/kg	5.71	2.00	1	A
Endrin ketone	ND		ug/kg	4.57	1.18	1	A
Dieldrin	ND		ug/kg	2.86	1.43	1	A
4,4'-DDE	4.71		ug/kg	4.57	1.06	1	B
4,4'-DDD	4.29	J	ug/kg	4.57	1.63	1	B
4,4'-DDT	ND		ug/kg	8.57	3.67	1	A
Endosulfan I	ND		ug/kg	4.57	1.08	1	A
Endosulfan II	ND		ug/kg	4.57	1.53	1	A
Endosulfan sulfate	ND		ug/kg	1.90	0.906	1	A
Methoxychlor	ND		ug/kg	8.57	2.66	1	A
Toxaphene	ND		ug/kg	85.7	24.0	1	A
cis-Chlordane	ND		ug/kg	5.71	1.59	1	A
trans-Chlordane	ND		ug/kg	5.71	1.51	1	A
Chlordane	ND		ug/kg	38.1	15.1	1	A

Project Name: PHASE II 169 THIRD AVE **Lab Number:** L2202719

Project Number: 0204090 **Report Date:** 01/26/22

SAMPLE RESULTS

Lab ID:	L2202719-10	Date Collected:	01/18/22 09:35
Client ID:	SB-5 (0-2')	Date Received:	01/18/22
Sample Location:	169 3RD AVENUE, BROOKLYN, NY	Field Prep:	Not Specified

Sample Depth:

Parameter	Result	Qualifier	Units	RL	MDL	Dilution Factor	Column
Organochlorine Pesticides by GC - Westborough Lab							

Surrogate	% Recovery	Qualifier	Acceptance Criteria	Column
2,4,5,6-Tetrachloro-m-xylene	109		30-150	A
Decachlorobiphenyl	104		30-150	A
2,4,5,6-Tetrachloro-m-xylene	88		30-150	B
Decachlorobiphenyl	99		30-150	B

Project Name: PHASE II 169 THIRD AVE
Project Number: 0204090
Lab Number: L2202719
Report Date: 01/26/22

SAMPLE RESULTS

Lab ID: L2202719-11
Client ID: SB-5 (13-15')
Sample Location: 169 3RD AVENUE, BROOKLYN, NY

Date Collected: 01/18/22 09:53
Date Received: 01/18/22
Field Prep: Not Specified

Sample Depth:
Matrix: Soil
Analytical Method: 1,8081B
Analytical Date: 01/22/22 12:59
Analyst: JAW
Percent Solids: 82%

Extraction Method: EPA 3546
Extraction Date: 01/20/22 21:57
Cleanup Method: EPA 3620B
Cleanup Date: 01/22/22

Parameter	Result	Qualifier	Units	RL	MDL	Dilution Factor	Column
Organochlorine Pesticides by GC - Westborough Lab							
Delta-BHC	ND		ug/kg	1.83	0.359	1	A
Lindane	ND		ug/kg	0.764	0.342	1	A
Alpha-BHC	ND		ug/kg	0.764	0.217	1	A
Beta-BHC	ND		ug/kg	1.83	0.695	1	A
Heptachlor	ND		ug/kg	0.917	0.411	1	A
Aldrin	ND		ug/kg	1.83	0.646	1	A
Heptachlor epoxide	ND		ug/kg	3.44	1.03	1	A
Endrin	ND		ug/kg	0.764	0.313	1	A
Endrin aldehyde	ND		ug/kg	2.29	0.802	1	A
Endrin ketone	ND		ug/kg	1.83	0.472	1	A
Dieldrin	ND		ug/kg	1.15	0.573	1	A
4,4'-DDE	ND		ug/kg	1.83	0.424	1	A
4,4'-DDD	ND		ug/kg	1.83	0.654	1	A
4,4'-DDT	ND		ug/kg	3.44	1.47	1	A
Endosulfan I	ND		ug/kg	1.83	0.433	1	A
Endosulfan II	ND		ug/kg	1.83	0.613	1	A
Endosulfan sulfate	ND		ug/kg	0.764	0.364	1	A
Methoxychlor	ND		ug/kg	3.44	1.07	1	A
Toxaphene	ND		ug/kg	34.4	9.63	1	A
cis-Chlordane	ND		ug/kg	2.29	0.639	1	A
trans-Chlordane	ND		ug/kg	2.29	0.605	1	A
Chlordane	ND		ug/kg	15.3	6.08	1	A

Project Name: PHASE II 169 THIRD AVE **Lab Number:** L2202719

Project Number: 0204090 **Report Date:** 01/26/22

SAMPLE RESULTS

Lab ID:	L2202719-11	Date Collected:	01/18/22 09:53
Client ID:	SB-5 (13-15')	Date Received:	01/18/22
Sample Location:	169 3RD AVENUE, BROOKLYN, NY	Field Prep:	Not Specified

Sample Depth:

Parameter	Result	Qualifier	Units	RL	MDL	Dilution Factor	Column
Organochlorine Pesticides by GC - Westborough Lab							

Surrogate	% Recovery	Qualifier	Acceptance Criteria	Column
2,4,5,6-Tetrachloro-m-xylene	100		30-150	A
Decachlorobiphenyl	92		30-150	A
2,4,5,6-Tetrachloro-m-xylene	84		30-150	B
Decachlorobiphenyl	100		30-150	B

Project Name: PHASE II 169 THIRD AVE
Project Number: 0204090
Lab Number: L2202719
Report Date: 01/26/22

SAMPLE RESULTS

Lab ID: L2202719-12 D
Client ID: SB-7 (0-2')
Sample Location: 169 3RD AVENUE, BROOKLYN, NY

Sample Depth:
Matrix: Soil
Analytical Method: 1,8081B
Analytical Date: 01/22/22 09:50
Analyst: JAW
Percent Solids: 87%

Date Collected: 01/18/22 11:10
Date Received: 01/18/22
Field Prep: Not Specified

Extraction Method: EPA 3546
Extraction Date: 01/20/22 21:57
Cleanup Method: EPA 3620B
Cleanup Date: 01/22/22

Parameter	Result	Qualifier	Units	RL	MDL	Dilution Factor	Column
Organochlorine Pesticides by GC - Westborough Lab							
Delta-BHC	ND		ug/kg	17.8	3.48	10	A
Lindane	ND		ug/kg	7.42	3.31	10	A
Alpha-BHC	ND		ug/kg	7.42	2.11	10	A
Beta-BHC	ND		ug/kg	17.8	6.75	10	A
Heptachlor	ND		ug/kg	8.90	3.99	10	A
Aldrin	ND		ug/kg	17.8	6.27	10	A
Heptachlor epoxide	ND		ug/kg	33.4	10.0	10	A
Endrin	ND		ug/kg	7.42	3.04	10	A
Endrin aldehyde	ND		ug/kg	22.2	7.79	10	A
Endrin ketone	ND		ug/kg	17.8	4.58	10	A
Dieldrin	20.4		ug/kg	11.1	5.56	10	B
4,4'-DDE	41.9		ug/kg	17.8	4.12	10	A
4,4'-DDD	90.6		ug/kg	17.8	6.35	10	B
4,4'-DDT	94.5		ug/kg	33.4	14.3	10	A
Endosulfan I	ND		ug/kg	17.8	4.20	10	A
Endosulfan II	ND		ug/kg	17.8	5.95	10	A
Endosulfan sulfate	ND		ug/kg	7.42	3.53	10	A
Methoxychlor	ND		ug/kg	33.4	10.4	10	A
Toxaphene	ND		ug/kg	334	93.4	10	A
cis-Chlordane	24.4		ug/kg	22.2	6.20	10	A
trans-Chlordane	23.8		ug/kg	22.2	5.87	10	A
Chlordane	127	J	ug/kg	148	59.0	10	A

Project Name: PHASE II 169 THIRD AVE **Lab Number:** L2202719

Project Number: 0204090 **Report Date:** 01/26/22

SAMPLE RESULTS

Lab ID: L2202719-12 D Date Collected: 01/18/22 11:10

Client ID: SB-7 (0-2') Date Received: 01/18/22

Sample Location: 169 3RD AVENUE, BROOKLYN, NY Field Prep: Not Specified

Sample Depth:

Parameter	Result	Qualifier	Units	RL	MDL	Dilution Factor	Column
Organochlorine Pesticides by GC - Westborough Lab							

Surrogate	% Recovery	Qualifier	Acceptance Criteria	Column
2,4,5,6-Tetrachloro-m-xylene	80		30-150	A
Decachlorobiphenyl	33		30-150	A
2,4,5,6-Tetrachloro-m-xylene	73		30-150	B
Decachlorobiphenyl	**5**	Q	30-150	B

Project Name: PHASE II 169 THIRD AVE
Project Number: 0204090
Lab Number: L2202719
Report Date: 01/26/22

SAMPLE RESULTS

Lab ID: L2202719-13
Client ID: SB-7 (12-14')
Sample Location: 169 3RD AVENUE, BROOKLYN, NY

Date Collected: 01/18/22 11:30
Date Received: 01/18/22
Field Prep: Not Specified

Sample Depth:
Matrix: Soil
Analytical Method: 1,8081B
Analytical Date: 01/22/22 12:09
Analyst: JAW
Percent Solids: 68%

Extraction Method: EPA 3546
Extraction Date: 01/20/22 21:59
Cleanup Method: EPA 3620B
Cleanup Date: 01/22/22

Parameter	Result	Qualifier	Units	RL	MDL	Dilution Factor	Column
Organochlorine Pesticides by GC - Westborough Lab							
Delta-BHC	ND		ug/kg	2.27	0.445	1	A
Lindane	ND		ug/kg	0.946	0.423	1	A
Alpha-BHC	ND		ug/kg	0.946	0.269	1	A
Beta-BHC	ND		ug/kg	2.27	0.861	1	A
Heptachlor	ND		ug/kg	1.14	0.509	1	A
Aldrin	ND		ug/kg	2.27	0.800	1	A
Heptachlor epoxide	ND		ug/kg	4.26	1.28	1	A
Endrin	ND		ug/kg	0.946	0.388	1	A
Endrin aldehyde	ND		ug/kg	2.84	0.994	1	A
Endrin ketone	ND		ug/kg	2.27	0.585	1	A
Dieldrin	ND		ug/kg	1.42	0.710	1	A
4,4'-DDE	ND		ug/kg	2.27	0.525	1	A
4,4'-DDD	ND		ug/kg	2.27	0.810	1	A
4,4'-DDT	ND		ug/kg	4.26	1.83	1	A
Endosulfan I	ND		ug/kg	2.27	0.536	1	A
Endosulfan II	ND		ug/kg	2.27	0.759	1	A
Endosulfan sulfate	ND		ug/kg	0.946	0.450	1	A
Methoxychlor	ND		ug/kg	4.26	1.32	1	A
Toxaphene	ND		ug/kg	42.6	11.9	1	A
cis-Chlordane	ND		ug/kg	2.84	0.791	1	A
trans-Chlordane	ND		ug/kg	2.84	0.749	1	A
Chlordane	ND		ug/kg	18.9	7.52	1	A

Project Name: PHASE II 169 THIRD AVE **Lab Number:** L2202719

Project Number: 0204090 **Report Date:** 01/26/22

SAMPLE RESULTS

Lab ID: L2202719-13 Date Collected: 01/18/22 11:30

Client ID: SB-7 (12-14') Date Received: 01/18/22

Sample Location: 169 3RD AVENUE, BROOKLYN, NY Field Prep: Not Specified

Sample Depth:

Parameter	Result	Qualifier	Units	RL	MDL	Dilution Factor	Column
Organochlorine Pesticides by GC - Westborough Lab							

Surrogate	% Recovery	Qualifier	Acceptance Criteria	Column
2,4,5,6-Tetrachloro-m-xylene	**1150**	Q	30-150	A
Decachlorobiphenyl	74		30-150	A
2,4,5,6-Tetrachloro-m-xylene	97		30-150	B
Decachlorobiphenyl	73		30-150	B

Project Name: PHASE II 169 THIRD AVE
Project Number: 0204090
Lab Number: L2202719
Report Date: 01/26/22

SAMPLE RESULTS

Lab ID: L2202719-14
Client ID: DUP_20220118
Sample Location: 169 3RD AVENUE, BROOKLYN, NY

Date Collected: 01/18/22 00:00
Date Received: 01/18/22
Field Prep: Not Specified

Sample Depth:
Matrix: Soil
Analytical Method: 1,8081B
Analytical Date: 01/22/22 11:31
Analyst: JAW
Percent Solids: 88%

Extraction Method: EPA 3546
Extraction Date: 01/20/22 21:59
Cleanup Method: EPA 3620B
Cleanup Date: 01/22/22

Parameter	Result	Qualifier	Units	RL	MDL	Dilution Factor	Column
Organochlorine Pesticides by GC - Westborough Lab							
Delta-BHC	ND		ug/kg	1.73	0.339	1	A
Lindane	ND		ug/kg	0.721	0.322	1	A
Alpha-BHC	ND		ug/kg	0.721	0.205	1	A
Beta-BHC	ND		ug/kg	1.73	0.656	1	A
Heptachlor	ND		ug/kg	0.865	0.388	1	A
Aldrin	ND		ug/kg	1.73	0.609	1	A
Heptachlor epoxide	ND		ug/kg	3.24	0.973	1	A
Endrin	ND		ug/kg	0.721	0.296	1	A
Endrin aldehyde	ND		ug/kg	2.16	0.757	1	A
Endrin ketone	ND		ug/kg	1.73	0.446	1	A
Dieldrin	ND		ug/kg	1.08	0.541	1	A
4,4'-DDE	3.40		ug/kg	1.73	0.400	1	A
4,4'-DDD	8.76		ug/kg	1.73	0.617	1	A
4,4'-DDT	10.3	P	ug/kg	3.24	1.39	1	B
Endosulfan I	ND		ug/kg	1.73	0.409	1	A
Endosulfan II	ND		ug/kg	1.73	0.578	1	A
Endosulfan sulfate	ND		ug/kg	0.721	0.343	1	A
Methoxychlor	ND		ug/kg	3.24	1.01	1	A
Toxaphene	ND		ug/kg	32.4	9.08	1	A
cis-Chlordane	ND		ug/kg	2.16	0.603	1	A
trans-Chlordane	ND		ug/kg	2.16	0.571	1	A
Chlordane	ND		ug/kg	14.4	5.73	1	A

Project Name: PHASE II 169 THIRD AVE **Lab Number:** L2202719

Project Number: 0204090 **Report Date:** 01/26/22

SAMPLE RESULTS

Lab ID: L2202719-14 Date Collected: 01/18/22 00:00

Client ID: DUP_20220118 Date Received: 01/18/22

Sample Location: 169 3RD AVENUE, BROOKLYN, NY Field Prep: Not Specified

Sample Depth:

Parameter	Result	Qualifier	Units	RL	MDL	Dilution Factor	Column
Organochlorine Pesticides by GC - Westborough Lab							

Surrogate	% Recovery	Qualifier	Acceptance Criteria	Column
2,4,5,6-Tetrachloro-m-xylene	90		30-150	A
Decachlorobiphenyl	121		30-150	A
2,4,5,6-Tetrachloro-m-xylene	71		30-150	B
Decachlorobiphenyl	**159**	Q	30-150	B

Project Name: PHASE II 169 THIRD AVE
Project Number: 0204090

Lab Number: L2202719
Report Date: 01/26/22

Method Blank Analysis
Batch Quality Control

Analytical Method: 1,8081B
Analytical Date: 01/22/22 13:24
Analyst: JAW

Extraction Method: EPA 3546
Extraction Date: 01/20/22 21:57
Cleanup Method: EPA 3620B
Cleanup Date: 01/22/22

Parameter	Result	Qualifier	Units	RL	MDL	Column
Organochlorine Pesticides by GC - Westborough Lab for sample(s): 01-14 Batch: WG1596487-1						
Delta-BHC	ND		ug/kg	1.58	0.310	A
Lindane	ND		ug/kg	0.660	0.295	A
Alpha-BHC	ND		ug/kg	0.660	0.188	A
Beta-BHC	ND		ug/kg	1.58	0.601	A
Heptachlor	ND		ug/kg	0.793	0.355	A
Aldrin	ND		ug/kg	1.58	0.558	A
Heptachlor epoxide	ND		ug/kg	2.97	0.892	A
Endrin	ND		ug/kg	0.660	0.271	A
Endrin aldehyde	ND		ug/kg	1.98	0.694	A
Endrin ketone	ND		ug/kg	1.58	0.408	A
Dieldrin	ND		ug/kg	0.991	0.495	A
4,4'-DDE	ND		ug/kg	1.58	0.366	A
4,4'-DDD	ND		ug/kg	1.58	0.565	A
4,4'-DDT	ND		ug/kg	2.97	1.27	A
Endosulfan I	ND		ug/kg	1.58	0.374	A
Endosulfan II	ND		ug/kg	1.58	0.530	A
Endosulfan sulfate	ND		ug/kg	0.660	0.314	A
Methoxychlor	ND		ug/kg	2.97	0.925	A
Toxaphene	ND		ug/kg	29.7	8.32	A
cis-Chlordane	ND		ug/kg	1.98	0.552	A
trans-Chlordane	ND		ug/kg	1.98	0.523	A
Chlordane	ND		ug/kg	13.2	5.25	A

Project Name: PHASE II 169 THIRD AVE
Project Number: 0204090

Lab Number: L2202719
Report Date: 01/26/22

Method Blank Analysis
Batch Quality Control

Analytical Method: 1,8081B
Analytical Date: 01/22/22 13:24
Analyst: JAW

Extraction Method: EPA 3546
Extraction Date: 01/20/22 21:57
Cleanup Method: EPA 3620B
Cleanup Date: 01/22/22

Parameter	Result	Qualifier	Units	RL	MDL	Column
Organochlorine Pesticides by GC - Westborough Lab for sample(s): 01-14 Batch: WG1596487-1						

Surrogate	%Recovery	Qualifier	Acceptance Criteria	Column
2,4,5,6-Tetrachloro-m-xylene	102		30-150	A
Decachlorobiphenyl	103		30-150	A
2,4,5,6-Tetrachloro-m-xylene	81		30-150	B
Decachlorobiphenyl	101		30-150	B

Lab Control Sample Analysis
Batch Quality Control

Project Name: PHASE II 169 THIRD AVE
Project Number: 0204090

Lab Number: L2202719
Report Date: 01/26/22

Parameter	LCS %Recovery	Qual	LCSD %Recovery	Qual	%Recovery Limits	RPD	Qual	RPD Limits	Column
Organochlorine Pesticides by GC - Westborough Lab Associated sample(s): 01-14 Batch: WG1596487-2 WG1596487-3									
Delta-BHC	34		41		30-150	19		30	A
Lindane	68		82		30-150	19		30	A
Alpha-BHC	68		82		30-150	19		30	A
Beta-BHC	82		98		30-150	18		30	A
Heptachlor	79		93		30-150	16		30	A
Aldrin	78		94		30-150	19		30	A
Heptachlor epoxide	60		70		30-150	15		30	A
Endrin	85		99		30-150	15		30	A
Endrin aldehyde	55		56		30-150	2		30	A
Endrin ketone	85		95		30-150	11		30	A
Dieldrin	74		86		30-150	15		30	A
4,4'-DDE	70		82		30-150	16		30	A
4,4'-DDD	79		91		30-150	14		30	A
4,4'-DDT	77		90		30-150	16		30	A
Endosulfan I	66		78		30-150	17		30	A
Endosulfan II	72		83		30-150	14		30	A
Endosulfan sulfate	67		66		30-150	2		30	A
Methoxychlor	110		122		30-150	10		30	A
cis-Chlordane	74		87		30-150	16		30	A
trans-Chlordane	90		107		30-150	17		30	A

Lab Control Sample Analysis

Batch Quality Control

Project Name: PHASE II 169 THIRD AVE

Project Number: 0204090

Lab Number: L2202719

Report Date: 01/26/22

Parameter	LCS %Recovery	Qual	LCSD %Recovery	Qual	%Recovery Limits	RPD	Qual	RPD Limits
Organochlorine Pesticides by GC - Westborough Lab Associated sample(s): 01-14 Batch: WG1596487-2 WG1596487-3								

Surrogate	LCS %Recovery	Qual	LCSD %Recovery	Qual	Acceptance Criteria	Column
2,4,5,6-Tetrachloro-m-xylene	92		111		30-150	A
Decachlorobiphenyl	95		110		30-150	A
2,4,5,6-Tetrachloro-m-xylene	75		91		30-150	B
Decachlorobiphenyl	91		111		30-150	B

METALS

Project Name: PHASE II 169 THIRD AVE
Project Number: 0204090
Lab Number: L2202719
Report Date: 01/26/22

SAMPLE RESULTS

Lab ID: L2202719-01
Client ID: SB-1 (0-2')
Sample Location: 169 3RD AVENUE, BROOKLYN, NY

Date Collected: 01/18/22 12:10
Date Received: 01/18/22
Field Prep: Not Specified

Sample Depth:
Matrix: Soil
Percent Solids: 90%

Parameter	Result	Qualifier	Units	RL	MDL	Dilution Factor	Date Prepared	Date Analyzed	Prep Method	Analytical Method	Analyst
Total Metals - Mansfield Lab											
Aluminum, Total	4540		mg/kg	8.45	2.28	2	01/19/22 21:29	01/20/22 13:08	EPA 3050B	1,6010D	EW
Antimony, Total	0.989	J	mg/kg	4.23	0.321	2	01/19/22 21:29	01/20/22 13:08	EPA 3050B	1,6010D	EW
Arsenic, Total	5.44		mg/kg	0.845	0.176	2	01/19/22 21:29	01/20/22 13:08	EPA 3050B	1,6010D	EW
Barium, Total	215		mg/kg	0.845	0.147	2	01/19/22 21:29	01/20/22 13:08	EPA 3050B	1,6010D	EW
Beryllium, Total	0.270	J	mg/kg	0.423	0.028	2	01/19/22 21:29	01/20/22 13:08	EPA 3050B	1,6010D	EW
Cadmium, Total	0.617	J	mg/kg	0.845	0.083	2	01/19/22 21:29	01/20/22 13:08	EPA 3050B	1,6010D	EW
Calcium, Total	38400		mg/kg	8.45	2.96	2	01/19/22 21:29	01/20/22 13:08	EPA 3050B	1,6010D	EW
Chromium, Total	11.3		mg/kg	0.845	0.081	2	01/19/22 21:29	01/20/22 13:08	EPA 3050B	1,6010D	EW
Cobalt, Total	4.20		mg/kg	1.69	0.140	2	01/19/22 21:29	01/20/22 13:08	EPA 3050B	1,6010D	EW
Copper, Total	38.8		mg/kg	0.845	0.218	2	01/19/22 21:29	01/20/22 13:08	EPA 3050B	1,6010D	EW
Iron, Total	10600		mg/kg	4.23	0.763	2	01/19/22 21:29	01/20/22 13:08	EPA 3050B	1,6010D	EW
Lead, Total	280		mg/kg	4.23	0.226	2	01/19/22 21:29	01/20/22 13:08	EPA 3050B	1,6010D	EW
Magnesium, Total	2870		mg/kg	8.45	1.30	2	01/19/22 21:29	01/20/22 13:08	EPA 3050B	1,6010D	EW
Manganese, Total	223		mg/kg	0.845	0.134	2	01/19/22 21:29	01/20/22 13:08	EPA 3050B	1,6010D	EW
Mercury, Total	0.487		mg/kg	0.076	0.049	1	01/19/22 22:09	01/20/22 07:39	EPA 7471B	1,7471B	AC
Nickel, Total	15.8		mg/kg	2.11	0.204	2	01/19/22 21:29	01/20/22 13:08	EPA 3050B	1,6010D	EW
Potassium, Total	780		mg/kg	211	12.2	2	01/19/22 21:29	01/20/22 13:08	EPA 3050B	1,6010D	EW
Selenium, Total	ND		mg/kg	1.69	0.218	2	01/19/22 21:29	01/20/22 13:08	EPA 3050B	1,6010D	EW
Silver, Total	0.279	J	mg/kg	0.845	0.239	2	01/19/22 21:29	01/20/22 13:08	EPA 3050B	1,6010D	EW
Sodium, Total	172		mg/kg	169	2.66	2	01/19/22 21:29	01/20/22 13:08	EPA 3050B	1,6010D	EW
Thallium, Total	ND		mg/kg	1.69	0.266	2	01/19/22 21:29	01/20/22 13:08	EPA 3050B	1,6010D	EW
Vanadium, Total	16.8		mg/kg	0.845	0.172	2	01/19/22 21:29	01/20/22 13:08	EPA 3050B	1,6010D	EW
Zinc, Total	190		mg/kg	4.23	0.248	2	01/19/22 21:29	01/20/22 13:08	EPA 3050B	1,6010D	EW

Project Name: PHASE II 169 THIRD AVE
Project Number: 0204090
Lab Number: L2202719
Report Date: 01/26/22

SAMPLE RESULTS

Lab ID: L2202719-02
Client ID: SB-1 (13-14')
Sample Location: 169 3RD AVENUE, BROOKLYN, NY
Date Collected: 01/18/22 12:20
Date Received: 01/18/22
Field Prep: Not Specified

Sample Depth:
Matrix: Soil
Percent Solids: 84%

Parameter	Result	Qualifier	Units	RL	MDL	Dilution Factor	Date Prepared	Date Analyzed	Prep Method	Analytical Method	Analyst
Total Metals - Mansfield Lab											
Aluminum, Total	3400		mg/kg	9.24	2.49	2	01/19/22 21:29	01/20/22 13:44	EPA 3050B	1,6010D	EW
Antimony, Total	0.665	J	mg/kg	4.62	0.351	2	01/19/22 21:29	01/20/22 13:44	EPA 3050B	1,6010D	EW
Arsenic, Total	9.29		mg/kg	0.924	0.192	2	01/19/22 21:29	01/20/22 13:44	EPA 3050B	1,6010D	EW
Barium, Total	96.6		mg/kg	0.924	0.161	2	01/19/22 21:29	01/20/22 13:44	EPA 3050B	1,6010D	EW
Beryllium, Total	0.370	J	mg/kg	0.462	0.031	2	01/19/22 21:29	01/20/22 13:44	EPA 3050B	1,6010D	EW
Cadmium, Total	0.231	J	mg/kg	0.924	0.091	2	01/19/22 21:29	01/20/22 13:44	EPA 3050B	1,6010D	EW
Calcium, Total	17700		mg/kg	9.24	3.23	2	01/19/22 21:29	01/20/22 13:44	EPA 3050B	1,6010D	EW
Chromium, Total	6.12		mg/kg	0.924	0.089	2	01/19/22 21:29	01/20/22 13:44	EPA 3050B	1,6010D	EW
Cobalt, Total	3.70		mg/kg	1.85	0.153	2	01/19/22 21:29	01/20/22 13:44	EPA 3050B	1,6010D	EW
Copper, Total	31.1		mg/kg	0.924	0.238	2	01/19/22 21:29	01/20/22 13:44	EPA 3050B	1,6010D	EW
Iron, Total	5360		mg/kg	4.62	0.834	2	01/19/22 21:29	01/20/22 15:32	EPA 3050B	1,6010D	EW
Lead, Total	118		mg/kg	4.62	0.248	2	01/19/22 21:29	01/20/22 13:44	EPA 3050B	1,6010D	EW
Magnesium, Total	414		mg/kg	9.24	1.42	2	01/19/22 21:29	01/20/22 13:44	EPA 3050B	1,6010D	EW
Manganese, Total	80.6		mg/kg	0.924	0.147	2	01/19/22 21:29	01/20/22 13:44	EPA 3050B	1,6010D	EW
Mercury, Total	0.263		mg/kg	0.080	0.052	1	01/19/22 22:09	01/20/22 07:59	EPA 7471B	1,7471B	AC
Nickel, Total	7.86		mg/kg	2.31	0.224	2	01/19/22 21:29	01/20/22 13:44	EPA 3050B	1,6010D	EW
Potassium, Total	433		mg/kg	231	13.3	2	01/19/22 21:29	01/20/22 13:44	EPA 3050B	1,6010D	EW
Selenium, Total	ND		mg/kg	1.85	0.238	2	01/19/22 21:29	01/20/22 13:44	EPA 3050B	1,6010D	EW
Silver, Total	ND		mg/kg	0.924	0.261	2	01/19/22 21:29	01/20/22 13:44	EPA 3050B	1,6010D	EW
Sodium, Total	234		mg/kg	185	2.91	2	01/19/22 21:29	01/20/22 13:44	EPA 3050B	1,6010D	EW
Thallium, Total	ND		mg/kg	1.85	0.291	2	01/19/22 21:29	01/20/22 13:44	EPA 3050B	1,6010D	EW
Vanadium, Total	18.7		mg/kg	0.924	0.188	2	01/19/22 21:29	01/20/22 13:44	EPA 3050B	1,6010D	EW
Zinc, Total	123		mg/kg	4.62	0.271	2	01/19/22 21:29	01/20/22 13:44	EPA 3050B	1,6010D	EW

Project Name: PHASE II 169 THIRD AVE
Lab Number: L2202719
Project Number: 0204090
Report Date: 01/26/22

SAMPLE RESULTS

Lab ID: L2202719-03
Client ID: SB-1 (17-19')
Sample Location: 169 3RD AVENUE, BROOKLYN, NY

Date Collected: 01/18/22 12:35
Date Received: 01/18/22
Field Prep: Not Specified

Sample Depth:
Matrix: Soil
Percent Solids: 89%

Parameter	Result	Qualifier	Units	RL	MDL	Dilution Factor	Date Prepared	Date Analyzed	Prep Method	Analytical Method	Analyst
Total Metals - Mansfield Lab											
Aluminum, Total	6890		mg/kg	8.52	2.30	2	01/19/22 21:29	01/20/22 13:49	EPA 3050B	1,6010D	EW
Antimony, Total	ND		mg/kg	4.26	0.324	2	01/19/22 21:29	01/20/22 13:49	EPA 3050B	1,6010D	EW
Arsenic, Total	3.72		mg/kg	0.852	0.177	2	01/19/22 21:29	01/20/22 13:49	EPA 3050B	1,6010D	EW
Barium, Total	41.2		mg/kg	0.852	0.148	2	01/19/22 21:29	01/20/22 13:49	EPA 3050B	1,6010D	EW
Beryllium, Total	0.392	J	mg/kg	0.426	0.028	2	01/19/22 21:29	01/20/22 13:49	EPA 3050B	1,6010D	EW
Cadmium, Total	0.222	J	mg/kg	0.852	0.084	2	01/19/22 21:29	01/20/22 13:49	EPA 3050B	1,6010D	EW
Calcium, Total	1160		mg/kg	8.52	2.98	2	01/19/22 21:29	01/20/22 13:49	EPA 3050B	1,6010D	EW
Chromium, Total	10.1		mg/kg	0.852	0.082	2	01/19/22 21:29	01/20/22 13:49	EPA 3050B	1,6010D	EW
Cobalt, Total	4.40		mg/kg	1.70	0.141	2	01/19/22 21:29	01/20/22 13:49	EPA 3050B	1,6010D	EW
Copper, Total	35.2		mg/kg	0.852	0.220	2	01/19/22 21:29	01/20/22 13:49	EPA 3050B	1,6010D	EW
Iron, Total	12400		mg/kg	4.26	0.769	2	01/19/22 21:29	01/20/22 15:37	EPA 3050B	1,6010D	EW
Lead, Total	54.1		mg/kg	4.26	0.228	2	01/19/22 21:29	01/20/22 13:49	EPA 3050B	1,6010D	EW
Magnesium, Total	1480		mg/kg	8.52	1.31	2	01/19/22 21:29	01/20/22 13:49	EPA 3050B	1,6010D	EW
Manganese, Total	304		mg/kg	0.852	0.135	2	01/19/22 21:29	01/20/22 13:49	EPA 3050B	1,6010D	EW
Mercury, Total	0.105		mg/kg	0.071	0.046	1	01/19/22 22:09	01/20/22 08:02	EPA 7471B	1,7471B	AC
Nickel, Total	10.9		mg/kg	2.13	0.206	2	01/19/22 21:29	01/20/22 13:49	EPA 3050B	1,6010D	EW
Potassium, Total	448		mg/kg	213	12.3	2	01/19/22 21:29	01/20/22 13:49	EPA 3050B	1,6010D	EW
Selenium, Total	ND		mg/kg	1.70	0.220	2	01/19/22 21:29	01/20/22 13:49	EPA 3050B	1,6010D	EW
Silver, Total	ND		mg/kg	0.852	0.241	2	01/19/22 21:29	01/20/22 13:49	EPA 3050B	1,6010D	EW
Sodium, Total	40.2	J	mg/kg	170	2.68	2	01/19/22 21:29	01/20/22 13:49	EPA 3050B	1,6010D	EW
Thallium, Total	ND		mg/kg	1.70	0.268	2	01/19/22 21:29	01/20/22 13:49	EPA 3050B	1,6010D	EW
Vanadium, Total	17.7		mg/kg	0.852	0.173	2	01/19/22 21:29	01/20/22 13:49	EPA 3050B	1,6010D	EW
Zinc, Total	34.5		mg/kg	4.26	0.250	2	01/19/22 21:29	01/20/22 13:49	EPA 3050B	1,6010D	EW

Project Name: PHASE II 169 THIRD AVE
Lab Number: L2202719
Project Number: 0204090
Report Date: 01/26/22

SAMPLE RESULTS

Lab ID: L2202719-04
Client ID: SB-2 (0-2')
Sample Location: 169 3RD AVENUE, BROOKLYN, NY

Date Collected: 01/18/22 10:35
Date Received: 01/18/22
Field Prep: Not Specified

Sample Depth:
Matrix: Soil
Percent Solids: 88%

Parameter	Result	Qualifier	Units	RL	MDL	Dilution Factor	Date Prepared	Date Analyzed	Prep Method	Analytical Method	Analyst
Total Metals - Mansfield Lab											
Aluminum, Total	4990		mg/kg	8.57	2.31	2	01/19/22 21:29	01/20/22 13:53	EPA 3050B	1,6010D	EW
Antimony, Total	0.548	J	mg/kg	4.28	0.326	2	01/19/22 21:29	01/20/22 13:53	EPA 3050B	1,6010D	EW
Arsenic, Total	5.38		mg/kg	0.857	0.178	2	01/19/22 21:29	01/20/22 13:53	EPA 3050B	1,6010D	EW
Barium, Total	102		mg/kg	0.857	0.149	2	01/19/22 21:29	01/20/22 13:53	EPA 3050B	1,6010D	EW
Beryllium, Total	0.317	J	mg/kg	0.428	0.028	2	01/19/22 21:29	01/20/22 13:53	EPA 3050B	1,6010D	EW
Cadmium, Total	0.291	J	mg/kg	0.857	0.084	2	01/19/22 21:29	01/20/22 13:53	EPA 3050B	1,6010D	EW
Calcium, Total	12900		mg/kg	8.57	3.00	2	01/19/22 21:29	01/20/22 13:53	EPA 3050B	1,6010D	EW
Chromium, Total	10.9		mg/kg	0.857	0.082	2	01/19/22 21:29	01/20/22 13:53	EPA 3050B	1,6010D	EW
Cobalt, Total	4.99		mg/kg	1.71	0.142	2	01/19/22 21:29	01/20/22 13:53	EPA 3050B	1,6010D	EW
Copper, Total	15.7		mg/kg	0.857	0.221	2	01/19/22 21:29	01/20/22 13:53	EPA 3050B	1,6010D	EW
Iron, Total	12500		mg/kg	4.28	0.774	2	01/19/22 21:29	01/20/22 15:41	EPA 3050B	1,6010D	EW
Lead, Total	725		mg/kg	4.28	0.230	2	01/19/22 21:29	01/20/22 13:53	EPA 3050B	1,6010D	EW
Magnesium, Total	1750		mg/kg	8.57	1.32	2	01/19/22 21:29	01/20/22 13:53	EPA 3050B	1,6010D	EW
Manganese, Total	465		mg/kg	0.857	0.136	2	01/19/22 21:29	01/20/22 13:53	EPA 3050B	1,6010D	EW
Mercury, Total	2.38		mg/kg	0.077	0.050	1	01/19/22 22:09	01/20/22 08:05	EPA 7471B	1,7471B	AC
Nickel, Total	13.6		mg/kg	2.14	0.207	2	01/19/22 21:29	01/20/22 13:53	EPA 3050B	1,6010D	EW
Potassium, Total	610		mg/kg	214	12.3	2	01/19/22 21:29	01/20/22 13:53	EPA 3050B	1,6010D	EW
Selenium, Total	ND		mg/kg	1.71	0.221	2	01/19/22 21:29	01/20/22 13:53	EPA 3050B	1,6010D	EW
Silver, Total	ND		mg/kg	0.857	0.242	2	01/19/22 21:29	01/20/22 13:53	EPA 3050B	1,6010D	EW
Sodium, Total	65.2	J	mg/kg	171	2.70	2	01/19/22 21:29	01/20/22 13:53	EPA 3050B	1,6010D	EW
Thallium, Total	ND		mg/kg	1.71	0.270	2	01/19/22 21:29	01/20/22 13:53	EPA 3050B	1,6010D	EW
Vanadium, Total	18.0		mg/kg	0.857	0.174	2	01/19/22 21:29	01/20/22 13:53	EPA 3050B	1,6010D	EW
Zinc, Total	160		mg/kg	4.28	0.251	2	01/19/22 21:29	01/20/22 13:53	EPA 3050B	1,6010D	EW

Project Name: PHASE II 169 THIRD AVE
Lab Number: L2202719
Project Number: 0204090
Report Date: 01/26/22

SAMPLE RESULTS

Lab ID: L2202719-05
Client ID: SB-2 (18-20')
Sample Location: 169 3RD AVENUE, BROOKLYN, NY

Date Collected: 01/18/22 10:50
Date Received: 01/18/22
Field Prep: Not Specified

Sample Depth:
Matrix: Soil
Percent Solids: 85%

Parameter	Result	Qualifier	Units	RL	MDL	Dilution Factor	Date Prepared	Date Analyzed	Prep Method	Analytical Method	Analyst
Total Metals - Mansfield Lab											
Aluminum, Total	6260		mg/kg	9.03	2.44	2	01/19/22 21:29	01/20/22 13:58	EPA 3050B	1,6010D	EW
Antimony, Total	ND		mg/kg	4.51	0.343	2	01/19/22 21:29	01/20/22 13:58	EPA 3050B	1,6010D	EW
Arsenic, Total	3.10		mg/kg	0.903	0.188	2	01/19/22 21:29	01/20/22 13:58	EPA 3050B	1,6010D	EW
Barium, Total	30.0		mg/kg	0.903	0.157	2	01/19/22 21:29	01/20/22 13:58	EPA 3050B	1,6010D	EW
Beryllium, Total	0.415	J	mg/kg	0.451	0.030	2	01/19/22 21:29	01/20/22 13:58	EPA 3050B	1,6010D	EW
Cadmium, Total	0.235	J	mg/kg	0.903	0.089	2	01/19/22 21:29	01/20/22 13:58	EPA 3050B	1,6010D	EW
Calcium, Total	1780		mg/kg	9.03	3.16	2	01/19/22 21:29	01/20/22 13:58	EPA 3050B	1,6010D	EW
Chromium, Total	11.0		mg/kg	0.903	0.087	2	01/19/22 21:29	01/20/22 13:58	EPA 3050B	1,6010D	EW
Cobalt, Total	5.02		mg/kg	1.80	0.150	2	01/19/22 21:29	01/20/22 13:58	EPA 3050B	1,6010D	EW
Copper, Total	10.7		mg/kg	0.903	0.233	2	01/19/22 21:29	01/20/22 13:58	EPA 3050B	1,6010D	EW
Iron, Total	11300		mg/kg	4.51	0.815	2	01/19/22 21:29	01/20/22 15:46	EPA 3050B	1,6010D	EW
Lead, Total	15.6		mg/kg	4.51	0.242	2	01/19/22 21:29	01/20/22 13:58	EPA 3050B	1,6010D	EW
Magnesium, Total	1910		mg/kg	9.03	1.39	2	01/19/22 21:29	01/20/22 13:58	EPA 3050B	1,6010D	EW
Manganese, Total	137		mg/kg	0.903	0.144	2	01/19/22 21:29	01/20/22 13:58	EPA 3050B	1,6010D	EW
Mercury, Total	ND		mg/kg	0.081	0.053	1	01/19/22 22:09	01/20/22 08:09	EPA 7471B	1,7471B	AC
Nickel, Total	18.0		mg/kg	2.26	0.218	2	01/19/22 21:29	01/20/22 13:58	EPA 3050B	1,6010D	EW
Potassium, Total	801		mg/kg	226	13.0	2	01/19/22 21:29	01/20/22 13:58	EPA 3050B	1,6010D	EW
Selenium, Total	ND		mg/kg	1.80	0.233	2	01/19/22 21:29	01/20/22 13:58	EPA 3050B	1,6010D	EW
Silver, Total	ND		mg/kg	0.903	0.256	2	01/19/22 21:29	01/20/22 13:58	EPA 3050B	1,6010D	EW
Sodium, Total	66.0	J	mg/kg	180	2.84	2	01/19/22 21:29	01/20/22 13:58	EPA 3050B	1,6010D	EW
Thallium, Total	ND		mg/kg	1.80	0.284	2	01/19/22 21:29	01/20/22 13:58	EPA 3050B	1,6010D	EW
Vanadium, Total	17.7		mg/kg	0.903	0.183	2	01/19/22 21:29	01/20/22 13:58	EPA 3050B	1,6010D	EW
Zinc, Total	35.9		mg/kg	4.51	0.264	2	01/19/22 21:29	01/20/22 13:58	EPA 3050B	1,6010D	EW

Project Name: PHASE II 169 THIRD AVE **Lab Number:** L2202719

Project Number: 0204090 **Report Date:** 01/26/22

SAMPLE RESULTS

Lab ID: L2202719-06 Date Collected: 01/18/22 08:50

Client ID: SB-3 (0-2') Date Received: 01/18/22

Sample Location: 169 3RD AVENUE, BROOKLYN, NY Field Prep: Not Specified

Sample Depth:

Matrix: Soil

Percent Solids: 91%

Parameter	Result	Qualifier	Units	RL	MDL	Dilution Factor	Date Prepared	Date Analyzed	Prep Method	Analytical Method	Analyst
Total Metals - Mansfield Lab											
Aluminum, Total	3970		mg/kg	8.79	2.37	2	01/19/22 21:29	01/20/22 14:02	EPA 3050B	1,6010D	EW
Antimony, Total	ND		mg/kg	4.40	0.334	2	01/19/22 21:29	01/20/22 14:02	EPA 3050B	1,6010D	EW
Arsenic, Total	5.48		mg/kg	0.879	0.183	2	01/19/22 21:29	01/20/22 14:02	EPA 3050B	1,6010D	EW
Barium, Total	116		mg/kg	0.879	0.153	2	01/19/22 21:29	01/20/22 14:02	EPA 3050B	1,6010D	EW
Beryllium, Total	0.264	J	mg/kg	0.440	0.029	2	01/19/22 21:29	01/20/22 14:02	EPA 3050B	1,6010D	EW
Cadmium, Total	0.396	J	mg/kg	0.879	0.086	2	01/19/22 21:29	01/20/22 14:02	EPA 3050B	1,6010D	EW
Calcium, Total	72700		mg/kg	8.79	3.08	2	01/19/22 21:29	01/20/22 14:02	EPA 3050B	1,6010D	EW
Chromium, Total	9.42		mg/kg	0.879	0.084	2	01/19/22 21:29	01/20/22 14:02	EPA 3050B	1,6010D	EW
Cobalt, Total	3.86		mg/kg	1.76	0.146	2	01/19/22 21:29	01/20/22 14:02	EPA 3050B	1,6010D	EW
Copper, Total	23.8		mg/kg	0.879	0.227	2	01/19/22 21:29	01/20/22 14:02	EPA 3050B	1,6010D	EW
Iron, Total	9650		mg/kg	4.40	0.794	2	01/19/22 21:29	01/20/22 15:50	EPA 3050B	1,6010D	EW
Lead, Total	114		mg/kg	4.40	0.236	2	01/19/22 21:29	01/20/22 14:02	EPA 3050B	1,6010D	EW
Magnesium, Total	5300		mg/kg	8.79	1.35	2	01/19/22 21:29	01/20/22 14:02	EPA 3050B	1,6010D	EW
Manganese, Total	275		mg/kg	0.879	0.140	2	01/19/22 21:29	01/20/22 14:02	EPA 3050B	1,6010D	EW
Mercury, Total	0.356		mg/kg	0.074	0.048	1	01/19/22 22:09	01/20/22 08:12	EPA 7471B	1,7471B	AC
Nickel, Total	14.0		mg/kg	2.20	0.213	2	01/19/22 21:29	01/20/22 14:02	EPA 3050B	1,6010D	EW
Potassium, Total	692		mg/kg	220	12.7	2	01/19/22 21:29	01/20/22 14:02	EPA 3050B	1,6010D	EW
Selenium, Total	0.237	J	mg/kg	1.76	0.227	2	01/19/22 21:29	01/20/22 14:02	EPA 3050B	1,6010D	EW
Silver, Total	ND		mg/kg	0.879	0.249	2	01/19/22 21:29	01/20/22 14:02	EPA 3050B	1,6010D	EW
Sodium, Total	462		mg/kg	176	2.77	2	01/19/22 21:29	01/20/22 14:02	EPA 3050B	1,6010D	EW
Thallium, Total	ND		mg/kg	1.76	0.277	2	01/19/22 21:29	01/20/22 14:02	EPA 3050B	1,6010D	EW
Vanadium, Total	13.5		mg/kg	0.879	0.178	2	01/19/22 21:29	01/20/22 14:02	EPA 3050B	1,6010D	EW
Zinc, Total	99.6		mg/kg	4.40	0.258	2	01/19/22 21:29	01/20/22 14:02	EPA 3050B	1,6010D	EW

Project Name: PHASE II 169 THIRD AVE
Lab Number: L2202719
Project Number: 0204090
Report Date: 01/26/22

SAMPLE RESULTS

Lab ID: L2202719-07
Client ID: SB-3 (13-15')
Sample Location: 169 3RD AVENUE, BROOKLYN, NY

Date Collected: 01/18/22 09:00
Date Received: 01/18/22
Field Prep: Not Specified

Sample Depth:
Matrix: Soil
Percent Solids: 78%

Parameter	Result	Qualifier	Units	RL	MDL	Dilution Factor	Date Prepared	Date Analyzed	Prep Method	Analytical Method	Analyst
Total Metals - Mansfield Lab											
Aluminum, Total	2640		mg/kg	10.2	2.74	2	01/19/22 21:29	01/20/22 14:07	EPA 3050B	1,6010D	EW
Antimony, Total	0.468	J	mg/kg	5.08	0.386	2	01/19/22 21:29	01/20/22 14:07	EPA 3050B	1,6010D	EW
Arsenic, Total	10.6		mg/kg	1.02	0.212	2	01/19/22 21:29	01/20/22 14:07	EPA 3050B	1,6010D	EW
Barium, Total	101		mg/kg	1.02	0.177	2	01/19/22 21:29	01/20/22 14:07	EPA 3050B	1,6010D	EW
Beryllium, Total	0.285	J	mg/kg	0.508	0.034	2	01/19/22 21:29	01/20/22 14:07	EPA 3050B	1,6010D	EW
Cadmium, Total	0.183	J	mg/kg	1.02	0.100	2	01/19/22 21:29	01/20/22 14:07	EPA 3050B	1,6010D	EW
Calcium, Total	7990		mg/kg	10.2	3.56	2	01/19/22 21:29	01/20/22 14:07	EPA 3050B	1,6010D	EW
Chromium, Total	5.70		mg/kg	1.02	0.098	2	01/19/22 21:29	01/20/22 14:07	EPA 3050B	1,6010D	EW
Cobalt, Total	3.94		mg/kg	2.03	0.169	2	01/19/22 21:29	01/20/22 14:07	EPA 3050B	1,6010D	EW
Copper, Total	32.4		mg/kg	1.02	0.262	2	01/19/22 21:29	01/20/22 14:07	EPA 3050B	1,6010D	EW
Iron, Total	4780		mg/kg	5.08	0.918	2	01/19/22 21:29	01/20/22 15:55	EPA 3050B	1,6010D	EW
Lead, Total	275		mg/kg	5.08	0.272	2	01/19/22 21:29	01/20/22 14:07	EPA 3050B	1,6010D	EW
Magnesium, Total	406		mg/kg	10.2	1.57	2	01/19/22 21:29	01/20/22 14:07	EPA 3050B	1,6010D	EW
Manganese, Total	63.3		mg/kg	1.02	0.162	2	01/19/22 21:29	01/20/22 14:07	EPA 3050B	1,6010D	EW
Mercury, Total	1.70		mg/kg	0.088	0.057	1	01/19/22 22:09	01/20/22 08:15	EPA 7471B	1,7471B	AC
Nickel, Total	9.02		mg/kg	2.54	0.246	2	01/19/22 21:29	01/20/22 14:07	EPA 3050B	1,6010D	EW
Potassium, Total	317		mg/kg	254	14.6	2	01/19/22 21:29	01/20/22 14:07	EPA 3050B	1,6010D	EW
Selenium, Total	0.854	J	mg/kg	2.03	0.262	2	01/19/22 21:29	01/20/22 14:07	EPA 3050B	1,6010D	EW
Silver, Total	ND		mg/kg	1.02	0.288	2	01/19/22 21:29	01/20/22 14:07	EPA 3050B	1,6010D	EW
Sodium, Total	236		mg/kg	203	3.20	2	01/19/22 21:29	01/20/22 14:07	EPA 3050B	1,6010D	EW
Thallium, Total	ND		mg/kg	2.03	0.320	2	01/19/22 21:29	01/20/22 14:07	EPA 3050B	1,6010D	EW
Vanadium, Total	21.6		mg/kg	1.02	0.206	2	01/19/22 21:29	01/20/22 14:07	EPA 3050B	1,6010D	EW
Zinc, Total	105		mg/kg	5.08	0.298	2	01/19/22 21:29	01/20/22 14:07	EPA 3050B	1,6010D	EW

Project Name: PHASE II 169 THIRD AVE **Lab Number:** L2202719

Project Number: 0204090 **Report Date:** 01/26/22

SAMPLE RESULTS

Lab ID: L2202719-08 Date Collected: 01/18/22 08:15

Client ID: SB-4 (0-2') Date Received: 01/18/22

Sample Location: 169 3RD AVENUE, BROOKLYN, NY Field Prep: Not Specified

Sample Depth:

Matrix: Soil

Percent Solids: 92%

Parameter	Result	Qualifier	Units	RL	MDL	Dilution Factor	Date Prepared	Date Analyzed	Prep Method	Analytical Method	Analyst
Total Metals - Mansfield Lab											
Aluminum, Total	5250		mg/kg	8.68	2.34	2	01/19/22 21:29	01/20/22 14:12	EPA 3050B	1,6010D	EW
Antimony, Total	ND		mg/kg	4.34	0.330	2	01/19/22 21:29	01/20/22 14:12	EPA 3050B	1,6010D	EW
Arsenic, Total	3.81		mg/kg	0.868	0.181	2	01/19/22 21:29	01/20/22 14:12	EPA 3050B	1,6010D	EW
Barium, Total	104		mg/kg	0.868	0.151	2	01/19/22 21:29	01/20/22 14:12	EPA 3050B	1,6010D	EW
Beryllium, Total	0.373	J	mg/kg	0.434	0.029	2	01/19/22 21:29	01/20/22 14:12	EPA 3050B	1,6010D	EW
Cadmium, Total	0.330	J	mg/kg	0.868	0.085	2	01/19/22 21:29	01/20/22 14:12	EPA 3050B	1,6010D	EW
Calcium, Total	8260		mg/kg	8.68	3.04	2	01/19/22 21:29	01/20/22 14:12	EPA 3050B	1,6010D	EW
Chromium, Total	11.1		mg/kg	0.868	0.083	2	01/19/22 21:29	01/20/22 14:12	EPA 3050B	1,6010D	EW
Cobalt, Total	4.76		mg/kg	1.74	0.144	2	01/19/22 21:29	01/20/22 14:12	EPA 3050B	1,6010D	EW
Copper, Total	16.3		mg/kg	0.868	0.224	2	01/19/22 21:29	01/20/22 14:12	EPA 3050B	1,6010D	EW
Iron, Total	11700		mg/kg	4.34	0.784	2	01/19/22 21:29	01/20/22 15:59	EPA 3050B	1,6010D	EW
Lead, Total	75.0		mg/kg	4.34	0.233	2	01/19/22 21:29	01/20/22 14:12	EPA 3050B	1,6010D	EW
Magnesium, Total	2030		mg/kg	8.68	1.34	2	01/19/22 21:29	01/20/22 14:12	EPA 3050B	1,6010D	EW
Manganese, Total	540		mg/kg	0.868	0.138	2	01/19/22 21:29	01/20/22 14:12	EPA 3050B	1,6010D	EW
Mercury, Total	0.426		mg/kg	0.073	0.048	1	01/19/22 22:09	01/20/22 08:19	EPA 7471B	1,7471B	AC
Nickel, Total	23.1		mg/kg	2.17	0.210	2	01/19/22 21:29	01/20/22 14:12	EPA 3050B	1,6010D	EW
Potassium, Total	678		mg/kg	217	12.5	2	01/19/22 21:29	01/20/22 14:12	EPA 3050B	1,6010D	EW
Selenium, Total	ND		mg/kg	1.74	0.224	2	01/19/22 21:29	01/20/22 14:12	EPA 3050B	1,6010D	EW
Silver, Total	ND		mg/kg	0.868	0.246	2	01/19/22 21:29	01/20/22 14:12	EPA 3050B	1,6010D	EW
Sodium, Total	1050		mg/kg	174	2.74	2	01/19/22 21:29	01/20/22 14:12	EPA 3050B	1,6010D	EW
Thallium, Total	ND		mg/kg	1.74	0.274	2	01/19/22 21:29	01/20/22 14:12	EPA 3050B	1,6010D	EW
Vanadium, Total	15.5		mg/kg	0.868	0.176	2	01/19/22 21:29	01/20/22 14:12	EPA 3050B	1,6010D	EW
Zinc, Total	42.8		mg/kg	4.34	0.254	2	01/19/22 21:29	01/20/22 14:12	EPA 3050B	1,6010D	EW

Project Name: PHASE II 169 THIRD AVE **Lab Number:** L2202719

Project Number: 0204090 **Report Date:** 01/26/22

SAMPLE RESULTS

Lab ID: L2202719-09 Date Collected: 01/18/22 13:00

Client ID: SB-4 (12-14') Date Received: 01/18/22

Sample Location: 169 3RD AVENUE, BROOKLYN, NY Field Prep: Not Specified

Sample Depth:

Matrix: Soil

Percent Solids: 84%

Parameter	Result	Qualifier	Units	RL	MDL	Dilution Factor	Date Prepared	Date Analyzed	Prep Method	Analytical Method	Analyst
Total Metals - Mansfield Lab											
Aluminum, Total	2680		mg/kg	9.50	2.56	2	01/19/22 21:29	01/20/22 14:16	EPA 3050B	1,6010D	EW
Antimony, Total	0.598	J	mg/kg	4.75	0.361	2	01/19/22 21:29	01/20/22 14:16	EPA 3050B	1,6010D	EW
Arsenic, Total	11.6		mg/kg	0.950	0.198	2	01/19/22 21:29	01/20/22 14:16	EPA 3050B	1,6010D	EW
Barium, Total	79.9		mg/kg	0.950	0.165	2	01/19/22 21:29	01/20/22 14:16	EPA 3050B	1,6010D	EW
Beryllium, Total	0.266	J	mg/kg	0.475	0.031	2	01/19/22 21:29	01/20/22 14:16	EPA 3050B	1,6010D	EW
Cadmium, Total	0.247	J	mg/kg	0.950	0.093	2	01/19/22 21:29	01/20/22 14:16	EPA 3050B	1,6010D	EW
Calcium, Total	10800		mg/kg	9.50	3.32	2	01/19/22 21:29	01/20/22 14:16	EPA 3050B	1,6010D	EW
Chromium, Total	4.04		mg/kg	0.950	0.091	2	01/19/22 21:29	01/20/22 14:16	EPA 3050B	1,6010D	EW
Cobalt, Total	4.41		mg/kg	1.90	0.158	2	01/19/22 21:29	01/20/22 14:16	EPA 3050B	1,6010D	EW
Copper, Total	20.6		mg/kg	0.950	0.245	2	01/19/22 21:29	01/20/22 14:16	EPA 3050B	1,6010D	EW
Iron, Total	7390		mg/kg	4.75	0.858	2	01/19/22 21:29	01/20/22 16:04	EPA 3050B	1,6010D	EW
Lead, Total	280		mg/kg	4.75	0.254	2	01/19/22 21:29	01/20/22 14:16	EPA 3050B	1,6010D	EW
Magnesium, Total	955		mg/kg	9.50	1.46	2	01/19/22 21:29	01/20/22 14:16	EPA 3050B	1,6010D	EW
Manganese, Total	166		mg/kg	0.950	0.151	2	01/19/22 21:29	01/20/22 14:16	EPA 3050B	1,6010D	EW
Mercury, Total	0.896		mg/kg	0.088	0.057	1	01/19/22 22:09	01/20/22 08:22	EPA 7471B	1,7471B	AC
Nickel, Total	12.9		mg/kg	2.37	0.230	2	01/19/22 21:29	01/20/22 14:16	EPA 3050B	1,6010D	EW
Potassium, Total	295		mg/kg	237	13.7	2	01/19/22 21:29	01/20/22 14:16	EPA 3050B	1,6010D	EW
Selenium, Total	5.04		mg/kg	1.90	0.245	2	01/19/22 21:29	01/20/22 14:16	EPA 3050B	1,6010D	EW
Silver, Total	ND		mg/kg	0.950	0.269	2	01/19/22 21:29	01/20/22 14:16	EPA 3050B	1,6010D	EW
Sodium, Total	135	J	mg/kg	190	2.99	2	01/19/22 21:29	01/20/22 14:16	EPA 3050B	1,6010D	EW
Thallium, Total	ND		mg/kg	1.90	0.299	2	01/19/22 21:29	01/20/22 14:16	EPA 3050B	1,6010D	EW
Vanadium, Total	10.8		mg/kg	0.950	0.193	2	01/19/22 21:29	01/20/22 14:16	EPA 3050B	1,6010D	EW
Zinc, Total	64.2		mg/kg	4.75	0.278	2	01/19/22 21:29	01/20/22 14:16	EPA 3050B	1,6010D	EW

Project Name: PHASE II 169 THIRD AVE
Lab Number: L2202719
Project Number: 0204090
Report Date: 01/26/22

SAMPLE RESULTS

Lab ID: L2202719-10
Client ID: SB-5 (0-2')
Sample Location: 169 3RD AVENUE, BROOKLYN, NY

Date Collected: 01/18/22 09:35
Date Received: 01/18/22
Field Prep: Not Specified

Sample Depth:
Matrix: Soil
Percent Solids: 90%

Parameter	Result	Qualifier	Units	RL	MDL	Dilution Factor	Date Prepared	Date Analyzed	Prep Method	Analytical Method	Analyst
Total Metals - Mansfield Lab											
Aluminum, Total	4720		mg/kg	8.82	2.38	2	01/19/22 21:29	01/20/22 14:21	EPA 3050B	1,6010D	EW
Antimony, Total	ND		mg/kg	4.41	0.335	2	01/19/22 21:29	01/20/22 14:21	EPA 3050B	1,6010D	EW
Arsenic, Total	4.98		mg/kg	0.882	0.184	2	01/19/22 21:29	01/20/22 14:21	EPA 3050B	1,6010D	EW
Barium, Total	76.2		mg/kg	0.882	0.154	2	01/19/22 21:29	01/20/22 14:21	EPA 3050B	1,6010D	EW
Beryllium, Total	0.282	J	mg/kg	0.441	0.029	2	01/19/22 21:29	01/20/22 14:21	EPA 3050B	1,6010D	EW
Cadmium, Total	0.591	J	mg/kg	0.882	0.087	2	01/19/22 21:29	01/20/22 14:21	EPA 3050B	1,6010D	EW
Calcium, Total	8530		mg/kg	8.82	3.09	2	01/19/22 21:29	01/20/22 14:21	EPA 3050B	1,6010D	EW
Chromium, Total	12.1		mg/kg	0.882	0.085	2	01/19/22 21:29	01/20/22 14:21	EPA 3050B	1,6010D	EW
Cobalt, Total	5.00		mg/kg	1.76	0.146	2	01/19/22 21:29	01/20/22 14:21	EPA 3050B	1,6010D	EW
Copper, Total	33.6		mg/kg	0.882	0.228	2	01/19/22 21:29	01/20/22 14:21	EPA 3050B	1,6010D	EW
Iron, Total	10600		mg/kg	4.41	0.797	2	01/19/22 21:29	01/20/22 16:08	EPA 3050B	1,6010D	EW
Lead, Total	166		mg/kg	4.41	0.236	2	01/19/22 21:29	01/20/22 14:21	EPA 3050B	1,6010D	EW
Magnesium, Total	2160		mg/kg	8.82	1.36	2	01/19/22 21:29	01/20/22 14:21	EPA 3050B	1,6010D	EW
Manganese, Total	198		mg/kg	0.882	0.140	2	01/19/22 21:29	01/20/22 14:21	EPA 3050B	1,6010D	EW
Mercury, Total	0.236		mg/kg	0.075	0.049	1	01/19/22 22:09	01/20/22 08:32	EPA 7471B	1,7471B	AC
Nickel, Total	20.5		mg/kg	2.20	0.214	2	01/19/22 21:29	01/20/22 14:21	EPA 3050B	1,6010D	EW
Potassium, Total	765		mg/kg	220	12.7	2	01/19/22 21:29	01/20/22 14:21	EPA 3050B	1,6010D	EW
Selenium, Total	ND		mg/kg	1.76	0.228	2	01/19/22 21:29	01/20/22 14:21	EPA 3050B	1,6010D	EW
Silver, Total	ND		mg/kg	0.882	0.250	2	01/19/22 21:29	01/20/22 14:21	EPA 3050B	1,6010D	EW
Sodium, Total	101	J	mg/kg	176	2.78	2	01/19/22 21:29	01/20/22 14:21	EPA 3050B	1,6010D	EW
Thallium, Total	ND		mg/kg	1.76	0.278	2	01/19/22 21:29	01/20/22 14:21	EPA 3050B	1,6010D	EW
Vanadium, Total	17.6		mg/kg	0.882	0.179	2	01/19/22 21:29	01/20/22 14:21	EPA 3050B	1,6010D	EW
Zinc, Total	252		mg/kg	4.41	0.258	2	01/19/22 21:29	01/20/22 14:21	EPA 3050B	1,6010D	EW

Project Name: PHASE II 169 THIRD AVE **Lab Number:** L2202719

Project Number: 0204090 **Report Date:** 01/26/22

SAMPLE RESULTS

Lab ID: L2202719-11 Date Collected: 01/18/22 09:53

Client ID: SB-5 (13-15') Date Received: 01/18/22

Sample Location: 169 3RD AVENUE, BROOKLYN, NY Field Prep: Not Specified

Sample Depth:

Matrix: Soil

Percent Solids: 82%

Parameter	Result	Qualifier	Units	RL	MDL	Dilution Factor	Date Prepared	Date Analyzed	Prep Method	Analytical Method	Analyst
Total Metals - Mansfield Lab											
Aluminum, Total	4970		mg/kg	9.68	2.61	2	01/19/22 21:29	01/20/22 16:13	EPA 3050B	1,6010D	EW
Antimony, Total	ND		mg/kg	4.84	0.368	2	01/19/22 21:29	01/20/22 16:13	EPA 3050B	1,6010D	EW
Arsenic, Total	5.03		mg/kg	0.968	0.201	2	01/19/22 21:29	01/20/22 16:13	EPA 3050B	1,6010D	EW
Barium, Total	38.6		mg/kg	0.968	0.168	2	01/19/22 21:29	01/20/22 16:13	EPA 3050B	1,6010D	EW
Beryllium, Total	0.339	J	mg/kg	0.484	0.032	2	01/19/22 21:29	01/20/22 16:13	EPA 3050B	1,6010D	EW
Cadmium, Total	0.765	J	mg/kg	0.968	0.095	2	01/19/22 21:29	01/20/22 16:13	EPA 3050B	1,6010D	EW
Calcium, Total	15200		mg/kg	9.68	3.39	2	01/19/22 21:29	01/20/22 16:13	EPA 3050B	1,6010D	EW
Chromium, Total	9.58		mg/kg	0.968	0.093	2	01/19/22 21:29	01/20/22 16:13	EPA 3050B	1,6010D	EW
Cobalt, Total	6.69		mg/kg	1.94	0.161	2	01/19/22 21:29	01/20/22 16:13	EPA 3050B	1,6010D	EW
Copper, Total	22.3		mg/kg	0.968	0.250	2	01/19/22 21:29	01/20/22 16:13	EPA 3050B	1,6010D	EW
Iron, Total	11500		mg/kg	4.84	0.874	2	01/19/22 21:29	01/20/22 16:13	EPA 3050B	1,6010D	EW
Lead, Total	48.0		mg/kg	4.84	0.259	2	01/19/22 21:29	01/20/22 16:13	EPA 3050B	1,6010D	EW
Magnesium, Total	5050		mg/kg	9.68	1.49	2	01/19/22 21:29	01/20/22 16:13	EPA 3050B	1,6010D	EW
Manganese, Total	352		mg/kg	0.968	0.154	2	01/19/22 21:29	01/20/22 16:13	EPA 3050B	1,6010D	EW
Mercury, Total	0.264		mg/kg	0.086	0.056	1	01/19/22 22:09	01/20/22 08:35	EPA 7471B	1,7471B	AC
Nickel, Total	30.2		mg/kg	2.42	0.234	2	01/19/22 21:29	01/20/22 16:13	EPA 3050B	1,6010D	EW
Potassium, Total	739		mg/kg	242	13.9	2	01/19/22 21:29	01/20/22 16:13	EPA 3050B	1,6010D	EW
Selenium, Total	ND		mg/kg	1.94	0.250	2	01/19/22 21:29	01/20/22 16:13	EPA 3050B	1,6010D	EW
Silver, Total	ND		mg/kg	0.968	0.274	2	01/19/22 21:29	01/20/22 16:13	EPA 3050B	1,6010D	EW
Sodium, Total	136	J	mg/kg	194	3.05	2	01/19/22 21:29	01/20/22 16:13	EPA 3050B	1,6010D	EW
Thallium, Total	ND		mg/kg	1.94	0.305	2	01/19/22 21:29	01/20/22 16:13	EPA 3050B	1,6010D	EW
Vanadium, Total	15.8		mg/kg	0.968	0.196	2	01/19/22 21:29	01/20/22 16:13	EPA 3050B	1,6010D	EW
Zinc, Total	529		mg/kg	4.84	0.284	2	01/19/22 21:29	01/20/22 16:13	EPA 3050B	1,6010D	EW

Project Name: PHASE II 169 THIRD AVE
Lab Number: L2202719
Project Number: 0204090
Report Date: 01/26/22

SAMPLE RESULTS

Lab ID: L2202719-12
Client ID: SB-7 (0-2')
Sample Location: 169 3RD AVENUE, BROOKLYN, NY

Date Collected: 01/18/22 11:10
Date Received: 01/18/22
Field Prep: Not Specified

Sample Depth:
Matrix: Soil
Percent Solids: 87%

Parameter	Result	Qualifier	Units	RL	MDL	Dilution Factor	Date Prepared	Date Analyzed	Prep Method	Analytical Method	Analyst
Total Metals - Mansfield Lab											
Aluminum, Total	5890		mg/kg	8.77	2.37	2	01/19/22 21:29	01/20/22 16:27	EPA 3050B	1,6010D	EW
Antimony, Total	0.825	J	mg/kg	4.39	0.333	2	01/19/22 21:29	01/20/22 16:27	EPA 3050B	1,6010D	EW
Arsenic, Total	7.22		mg/kg	0.877	0.182	2	01/19/22 21:29	01/20/22 16:27	EPA 3050B	1,6010D	EW
Barium, Total	226		mg/kg	0.877	0.153	2	01/19/22 21:29	01/20/22 16:27	EPA 3050B	1,6010D	EW
Beryllium, Total	0.368	J	mg/kg	0.439	0.029	2	01/19/22 21:29	01/20/22 16:27	EPA 3050B	1,6010D	EW
Cadmium, Total	0.737	J	mg/kg	0.877	0.086	2	01/19/22 21:29	01/20/22 16:27	EPA 3050B	1,6010D	EW
Calcium, Total	8590		mg/kg	8.77	3.07	2	01/19/22 21:29	01/20/22 16:27	EPA 3050B	1,6010D	EW
Chromium, Total	15.9		mg/kg	0.877	0.084	2	01/19/22 21:29	01/20/22 16:27	EPA 3050B	1,6010D	EW
Cobalt, Total	7.51		mg/kg	1.75	0.146	2	01/19/22 21:29	01/20/22 16:27	EPA 3050B	1,6010D	EW
Copper, Total	58.8		mg/kg	0.877	0.226	2	01/19/22 21:29	01/20/22 16:27	EPA 3050B	1,6010D	EW
Iron, Total	18700		mg/kg	4.39	0.792	2	01/19/22 21:29	01/20/22 16:27	EPA 3050B	1,6010D	EW
Lead, Total	231		mg/kg	4.39	0.235	2	01/19/22 21:29	01/20/22 16:27	EPA 3050B	1,6010D	EW
Magnesium, Total	2700		mg/kg	8.77	1.35	2	01/19/22 21:29	01/20/22 16:27	EPA 3050B	1,6010D	EW
Manganese, Total	272		mg/kg	0.877	0.140	2	01/19/22 21:29	01/20/22 16:27	EPA 3050B	1,6010D	EW
Mercury, Total	1.01		mg/kg	0.078	0.051	1	01/19/22 22:09	01/20/22 08:38	EPA 7471B	1,7471B	AC
Nickel, Total	30.4		mg/kg	2.19	0.212	2	01/19/22 21:29	01/20/22 16:27	EPA 3050B	1,6010D	EW
Potassium, Total	974		mg/kg	219	12.6	2	01/19/22 21:29	01/20/22 16:27	EPA 3050B	1,6010D	EW
Selenium, Total	ND		mg/kg	1.75	0.226	2	01/19/22 21:29	01/20/22 16:27	EPA 3050B	1,6010D	EW
Silver, Total	ND		mg/kg	0.877	0.248	2	01/19/22 21:29	01/20/22 16:27	EPA 3050B	1,6010D	EW
Sodium, Total	90.7	J	mg/kg	175	2.76	2	01/19/22 21:29	01/20/22 16:27	EPA 3050B	1,6010D	EW
Thallium, Total	ND		mg/kg	1.75	0.276	2	01/19/22 21:29	01/20/22 16:27	EPA 3050B	1,6010D	EW
Vanadium, Total	22.0		mg/kg	0.877	0.178	2	01/19/22 21:29	01/20/22 16:27	EPA 3050B	1,6010D	EW
Zinc, Total	218		mg/kg	4.39	0.257	2	01/19/22 21:29	01/20/22 16:27	EPA 3050B	1,6010D	EW

Project Name: PHASE II 169 THIRD AVE **Lab Number:** L2202719

Project Number: 0204090 **Report Date:** 01/26/22

SAMPLE RESULTS

Lab ID: L2202719-13 Date Collected: 01/18/22 11:30

Client ID: SB-7 (12-14') Date Received: 01/18/22

Sample Location: 169 3RD AVENUE, BROOKLYN, NY Field Prep: Not Specified

Sample Depth:

Matrix: Soil

Percent Solids: 68%

Parameter	Result	Qualifier	Units	RL	MDL	Dilution Factor	Date Prepared	Date Analyzed	Prep Method	Analytical Method	Analyst
Total Metals - Mansfield Lab											
Aluminum, Total	3960		mg/kg	11.0	2.98	2	01/19/22 21:29	01/20/22 16:31	EPA 3050B	1,6010D	EW
Antimony, Total	3.42	J	mg/kg	5.53	0.420	2	01/19/22 21:29	01/20/22 16:31	EPA 3050B	1,6010D	EW
Arsenic, Total	18.5		mg/kg	1.10	0.230	2	01/19/22 21:29	01/20/22 16:31	EPA 3050B	1,6010D	EW
Barium, Total	70.3		mg/kg	1.10	0.192	2	01/19/22 21:29	01/20/22 16:31	EPA 3050B	1,6010D	EW
Beryllium, Total	0.354	J	mg/kg	0.553	0.037	2	01/19/22 21:29	01/20/22 16:31	EPA 3050B	1,6010D	EW
Cadmium, Total	1.02	J	mg/kg	1.10	0.108	2	01/19/22 21:29	01/20/22 16:31	EPA 3050B	1,6010D	EW
Calcium, Total	3660		mg/kg	11.0	3.87	2	01/19/22 21:29	01/20/22 16:31	EPA 3050B	1,6010D	EW
Chromium, Total	22.8		mg/kg	1.10	0.106	2	01/19/22 21:29	01/20/22 16:31	EPA 3050B	1,6010D	EW
Cobalt, Total	7.28		mg/kg	2.21	0.184	2	01/19/22 21:29	01/20/22 16:31	EPA 3050B	1,6010D	EW
Copper, Total	490		mg/kg	1.10	0.285	2	01/19/22 21:29	01/20/22 16:31	EPA 3050B	1,6010D	EW
Iron, Total	19100		mg/kg	5.53	0.999	2	01/19/22 21:29	01/20/22 16:31	EPA 3050B	1,6010D	EW
Lead, Total	581		mg/kg	5.53	0.296	2	01/19/22 21:29	01/20/22 16:31	EPA 3050B	1,6010D	EW
Magnesium, Total	958		mg/kg	11.0	1.70	2	01/19/22 21:29	01/20/22 16:31	EPA 3050B	1,6010D	EW
Manganese, Total	66.1		mg/kg	1.10	0.176	2	01/19/22 21:29	01/20/22 16:31	EPA 3050B	1,6010D	EW
Mercury, Total	10.1		mg/kg	2.00	1.30	20	01/19/22 22:09	01/20/22 09:18	EPA 7471B	1,7471B	AC
Nickel, Total	18.7		mg/kg	2.76	0.268	2	01/19/22 21:29	01/20/22 16:31	EPA 3050B	1,6010D	EW
Potassium, Total	474		mg/kg	276	15.9	2	01/19/22 21:29	01/20/22 16:31	EPA 3050B	1,6010D	EW
Selenium, Total	8.68		mg/kg	2.21	0.285	2	01/19/22 21:29	01/20/22 16:31	EPA 3050B	1,6010D	EW
Silver, Total	0.420	J	mg/kg	1.10	0.313	2	01/19/22 21:29	01/20/22 16:31	EPA 3050B	1,6010D	EW
Sodium, Total	146	J	mg/kg	221	3.48	2	01/19/22 21:29	01/20/22 16:31	EPA 3050B	1,6010D	EW
Thallium, Total	ND		mg/kg	2.21	0.348	2	01/19/22 21:29	01/20/22 16:31	EPA 3050B	1,6010D	EW
Vanadium, Total	38.8		mg/kg	1.10	0.224	2	01/19/22 21:29	01/20/22 16:31	EPA 3050B	1,6010D	EW
Zinc, Total	936		mg/kg	5.53	0.324	2	01/19/22 21:29	01/20/22 16:31	EPA 3050B	1,6010D	EW

Project Name: PHASE II 169 THIRD AVE
Project Number: 0204090
Lab Number: L2202719
Report Date: 01/26/22

SAMPLE RESULTS

Lab ID: L2202719-14
Client ID: DUP_20220118
Sample Location: 169 3RD AVENUE, BROOKLYN, NY
Date Collected: 01/18/22 00:00
Date Received: 01/18/22
Field Prep: Not Specified

Sample Depth:
Matrix: Soil
Percent Solids: 88%

Parameter	Result	Qualifier	Units	RL	MDL	Dilution Factor	Date Prepared	Date Analyzed	Prep Method	Analytical Method	Analyst
Total Metals - Mansfield Lab											
Aluminum, Total	6170		mg/kg	8.92	2.41	2	01/19/22 21:29	01/20/22 17:15	EPA 3050B	1,6010D	MC
Antimony, Total	ND		mg/kg	4.46	0.339	2	01/19/22 21:29	01/20/22 17:15	EPA 3050B	1,6010D	MC
Arsenic, Total	3.26		mg/kg	0.892	0.185	2	01/19/22 21:29	01/20/22 17:15	EPA 3050B	1,6010D	MC
Barium, Total	52.2		mg/kg	0.892	0.155	2	01/19/22 21:29	01/20/22 17:15	EPA 3050B	1,6010D	MC
Beryllium, Total	0.366	J	mg/kg	0.446	0.029	2	01/19/22 21:29	01/20/22 17:15	EPA 3050B	1,6010D	MC
Cadmium, Total	0.285	J	mg/kg	0.892	0.087	2	01/19/22 21:29	01/20/22 17:15	EPA 3050B	1,6010D	MC
Calcium, Total	2780		mg/kg	8.92	3.12	2	01/19/22 21:29	01/20/22 17:15	EPA 3050B	1,6010D	MC
Chromium, Total	17.0		mg/kg	0.892	0.086	2	01/19/22 21:29	01/20/22 17:15	EPA 3050B	1,6010D	MC
Cobalt, Total	7.84		mg/kg	1.78	0.148	2	01/19/22 21:29	01/20/22 17:15	EPA 3050B	1,6010D	MC
Copper, Total	20.4		mg/kg	0.892	0.230	2	01/19/22 21:29	01/20/22 17:15	EPA 3050B	1,6010D	MC
Iron, Total	13000		mg/kg	4.46	0.805	2	01/19/22 21:29	01/20/22 17:15	EPA 3050B	1,6010D	MC
Lead, Total	44.0		mg/kg	4.46	0.239	2	01/19/22 21:29	01/20/22 17:15	EPA 3050B	1,6010D	MC
Magnesium, Total	5530		mg/kg	8.92	1.37	2	01/19/22 21:29	01/20/22 17:15	EPA 3050B	1,6010D	MC
Manganese, Total	253		mg/kg	0.892	0.142	2	01/19/22 21:29	01/20/22 17:15	EPA 3050B	1,6010D	MC
Mercury, Total	0.137		mg/kg	0.080	0.052	1	01/19/22 22:09	01/20/22 08:48	EPA 7471B	1,7471B	AC
Nickel, Total	64.7		mg/kg	2.23	0.216	2	01/19/22 21:29	01/20/22 17:15	EPA 3050B	1,6010D	MC
Potassium, Total	2410		mg/kg	223	12.8	2	01/19/22 21:29	01/20/22 17:15	EPA 3050B	1,6010D	MC
Selenium, Total	ND		mg/kg	1.78	0.230	2	01/19/22 21:29	01/20/22 17:15	EPA 3050B	1,6010D	MC
Silver, Total	ND		mg/kg	0.892	0.252	2	01/19/22 21:29	01/20/22 17:15	EPA 3050B	1,6010D	MC
Sodium, Total	150	J	mg/kg	178	2.81	2	01/19/22 21:29	01/20/22 17:15	EPA 3050B	1,6010D	MC
Thallium, Total	ND		mg/kg	1.78	0.281	2	01/19/22 21:29	01/20/22 17:15	EPA 3050B	1,6010D	MC
Vanadium, Total	24.8		mg/kg	0.892	0.181	2	01/19/22 21:29	01/20/22 17:15	EPA 3050B	1,6010D	MC
Zinc, Total	57.2		mg/kg	4.46	0.261	2	01/19/22 21:29	01/20/22 17:15	EPA 3050B	1,6010D	MC

Project Name: PHASE II 169 THIRD AVE **Lab Number:** L2202719

Project Number: 0204090 **Report Date:** 01/26/22

Method Blank Analysis
Batch Quality Control

Parameter	Result	Qualifier	Units	RL	MDL	Dilution Factor	Date Prepared	Date Analyzed	Analytical Method	Analyst
Total Metals - Mansfield Lab for sample(s): 01-14 Batch: WG1595776-1										
Aluminum, Total	ND		mg/kg	4.00	1.08	1	01/19/22 21:29	01/20/22 20:36	1,6010D	MC
Antimony, Total	ND		mg/kg	2.00	0.152	1	01/19/22 21:29	01/20/22 20:36	1,6010D	MC
Arsenic, Total	ND		mg/kg	0.400	0.083	1	01/19/22 21:29	01/20/22 20:36	1,6010D	MC
Barium, Total	ND		mg/kg	0.400	0.070	1	01/19/22 21:29	01/20/22 20:36	1,6010D	MC
Beryllium, Total	ND		mg/kg	0.200	0.013	1	01/19/22 21:29	01/20/22 20:36	1,6010D	MC
Cadmium, Total	ND		mg/kg	0.400	0.039	1	01/19/22 21:29	01/20/22 20:36	1,6010D	MC
Calcium, Total	ND		mg/kg	4.00	1.40	1	01/19/22 21:29	01/20/22 20:36	1,6010D	MC
Chromium, Total	ND		mg/kg	0.400	0.038	1	01/19/22 21:29	01/20/22 20:36	1,6010D	MC
Cobalt, Total	ND		mg/kg	0.800	0.066	1	01/19/22 21:29	01/20/22 20:36	1,6010D	MC
Copper, Total	ND		mg/kg	0.400	0.103	1	01/19/22 21:29	01/20/22 20:36	1,6010D	MC
Iron, Total	0.540	J	mg/kg	2.00	0.361	1	01/19/22 21:29	01/20/22 20:36	1,6010D	MC
Lead, Total	ND		mg/kg	2.00	0.107	1	01/19/22 21:29	01/20/22 20:36	1,6010D	MC
Magnesium, Total	ND		mg/kg	4.00	0.616	1	01/19/22 21:29	01/20/22 20:36	1,6010D	MC
Manganese, Total	ND		mg/kg	0.400	0.064	1	01/19/22 21:29	01/20/22 20:36	1,6010D	MC
Nickel, Total	ND		mg/kg	1.00	0.097	1	01/19/22 21:29	01/20/22 20:36	1,6010D	MC
Potassium, Total	ND		mg/kg	100	5.76	1	01/19/22 21:29	01/20/22 20:36	1,6010D	MC
Selenium, Total	ND		mg/kg	0.800	0.103	1	01/19/22 21:29	01/20/22 20:36	1,6010D	MC
Silver, Total	ND		mg/kg	0.400	0.113	1	01/19/22 21:29	01/20/22 20:36	1,6010D	MC
Sodium, Total	3.07	J	mg/kg	80.0	1.26	1	01/19/22 21:29	01/20/22 20:36	1,6010D	MC
Thallium, Total	ND		mg/kg	0.800	0.126	1	01/19/22 21:29	01/20/22 20:36	1,6010D	MC
Vanadium, Total	ND		mg/kg	0.400	0.081	1	01/19/22 21:29	01/20/22 20:36	1,6010D	MC
Zinc, Total	ND		mg/kg	2.00	0.117	1	01/19/22 21:29	01/20/22 20:36	1,6010D	MC

Prep Information

Digestion Method: EPA 3050B

Parameter	Result	Qualifier	Units	RL	MDL	Dilution Factor	Date Prepared	Date Analyzed	Analytical Method	Analyst
Total Metals - Mansfield Lab for sample(s): 01-14 Batch: WG1595800-1										
Mercury, Total	ND		mg/kg	0.083	0.054	1	01/19/22 22:09	01/20/22 07:32	1,7471B	AC

Project Name: PHASE II 169 THIRD AVE **Lab Number:** L2202719

Project Number: 0204090 **Report Date:** 01/26/22

Method Blank Analysis
Batch Quality Control

Prep Information

Digestion Method: EPA 7471B

Lab Control Sample Analysis
Batch Quality Control

Project Name: PHASE II 169 THIRD AVE
Project Number: 0204090

Lab Number: L2202719
Report Date: 01/26/22

Parameter	LCS %Recovery	Qual	LCSD %Recovery	Qual	%Recovery Limits	RPD	Qual	RPD Limits
Total Metals - Mansfield Lab Associated sample(s): 01-14 Batch: WG1595776-2 SRM Lot Number: D113-540								
Aluminum, Total	77		-		51-149	-		
Antimony, Total	139		-		20-250	-		
Arsenic, Total	106		-		70-130	-		
Barium, Total	99		-		75-125	-		
Beryllium, Total	101		-		75-125	-		
Cadmium, Total	100		-		75-125	-		
Calcium, Total	111		-		73-128	-		
Chromium, Total	100		-		70-130	-		
Cobalt, Total	103		-		75-125	-		
Copper, Total	96		-		75-125	-		
Iron, Total	117		-		36-164	-		
Lead, Total	102		-		72-128	-		
Magnesium, Total	91		-		63-138	-		
Manganese, Total	109		-		77-123	-		
Nickel, Total	101		-		70-130	-		
Potassium, Total	90		-		59-141	-		
Selenium, Total	104		-		66-134	-		
Silver, Total	110		-		70-131	-		
Sodium, Total	97		-		35-164	-		
Thallium, Total	97		-		70-130	-		
Vanadium, Total	105		-		74-126	-		

Lab Control Sample Analysis
Batch Quality Control

Project Name: PHASE II 169 THIRD AVE
Project Number: 0204090
Lab Number: L2202719
Report Date: 01/26/22

Parameter	LCS %Recovery	LCSD %Recovery	%Recovery Limits	RPD	RPD Limits
Total Metals - Mansfield Lab Associated sample(s): 01-14 Batch: WG1595776-2 SRM Lot Number: D113-540					
Zinc, Total	102	-	70-130	-	
Total Metals - Mansfield Lab Associated sample(s): 01-14 Batch: WG1595800-2 SRM Lot Number: D113-540					
Mercury, Total	108	-	60-140	-	

Matrix Spike Analysis
Batch Quality Control

Project Name: PHASE II 169 THIRD AVE
Project Number: 0204090

Lab Number: L2202719
Report Date: 01/26/22

Parameter	Native Sample	MS Added	MS Found	MS %Recovery	Qual	MSD Found	MSD %Recovery	Qual	Recovery Limits	RPD	Qual	RPD Limits
Total Metals - Mansfield Lab Associated sample(s): 01-14 QC Batch ID: WG1595776-3 QC Sample: L2202719-01 Client ID: SB-1 (0-2')												
Aluminum, Total	4540	170	5010	**276**	Q	-	-		75-125	-		20
Antimony, Total	0.989J	42.6	34.9	82		-	-		75-125	-		20
Arsenic, Total	5.44	10.2	13.6	80		-	-		75-125	-		20
Barium, Total	215	170	348	78		-	-		75-125	-		20
Beryllium, Total	0.270J	4.26	4.47	105		-	-		75-125	-		20
Cadmium, Total	0.617J	4.51	4.40	98		-	-		75-125	-		20
Calcium, Total	38400	851	22800	**0**	Q	-	-		75-125	-		20
Chromium, Total	11.3	17	31.0	116		-	-		75-125	-		20
Cobalt, Total	4.20	42.6	39.2	82		-	-		75-125	-		20
Copper, Total	38.8	21.3	53.0	**67**	Q	-	-		75-125	-		20
Iron, Total	10600	85.1	10300	**0**	Q	-	-		75-125	-		20
Lead, Total	280	45.1	258	**0**	Q	-	-		75-125	-		20
Magnesium, Total	2870	851	3570	82		-	-		75-125	-		20
Manganese, Total	223	42.6	245	**52**	Q	-	-		75-125	-		20
Nickel, Total	15.8	42.6	50.0	80		-	-		75-125	-		20
Potassium, Total	780	851	1610	98		-	-		75-125	-		20
Selenium, Total	ND	10.2	8.99	88		-	-		75-125	-		20
Silver, Total	0.279J	25.5	26.8	105		-	-		75-125	-		20
Sodium, Total	172	851	1010	98		-	-		75-125	-		20
Thallium, Total	ND	10.2	7.64	75		-	-		75-125	-		20
Vanadium, Total	16.8	42.6	57.9	96		-	-		75-125	-		20

Matrix Spike Analysis
Batch Quality Control

Project Name: PHASE II 169 THIRD AVE
Project Number: 0204090

Lab Number: L2202719
Report Date: 01/26/22

Parameter	Native Sample	MS Added	MS Found	MS %Recovery		MSD Found	MSD %Recovery	Recovery Limits	RPD	RPD Limits
Total Metals - Mansfield Lab Associated sample(s): 01-14 QC Batch ID: WG1595776-3 QC Sample: L2202719-01 Client ID: SB-1 (0-2')										
Zinc, Total	190	42.6	214	**56**	Q	-	-	75-125	-	20
Total Metals - Mansfield Lab Associated sample(s): 01-14 QC Batch ID: WG1595800-3 QC Sample: L2202719-01 Client ID: SB-1 (0-2')										
Mercury, Total	0.487	0.149	0.809	**216**	Q	-	-	80-120	-	20

Lab Duplicate Analysis
Batch Quality Control

Project Name: PHASE II 169 THIRD AVE
Project Number: 0204090

Lab Number: L2202719
Report Date: 01/26/22

Parameter	Native Sample	Duplicate Sample	Units	RPD	Qual	RPD Limits
Total Metals - Mansfield Lab Associated sample(s): 01-14 QC Batch ID: WG1595776-4 QC Sample: L2202719-01 Client ID: SB-1 (0-2')						
Aluminum, Total	4540	5370	mg/kg	17		20
Antimony, Total	0.989J	0.829J	mg/kg	NC		20
Arsenic, Total	5.44	5.05	mg/kg	7		20
Barium, Total	215	185	mg/kg	15		20
Beryllium, Total	0.270J	0.320J	mg/kg	NC		20
Cadmium, Total	0.617J	0.656J	mg/kg	NC		20
Calcium, Total	38400	25800	mg/kg	**39**	Q	20
Chromium, Total	11.3	13.6	mg/kg	18		20
Cobalt, Total	4.20	4.44	mg/kg	6		20
Copper, Total	38.8	37.2	mg/kg	4		20
Iron, Total	10600	12500	mg/kg	16		20
Lead, Total	280	246	mg/kg	13		20
Magnesium, Total	2870	3010	mg/kg	5		20
Manganese, Total	223	240	mg/kg	7		20
Nickel, Total	15.8	16.8	mg/kg	6		20
Potassium, Total	780	825	mg/kg	6		20
Selenium, Total	ND	ND	mg/kg	NC		20
Silver, Total	0.279J	ND	mg/kg	NC		20
Sodium, Total	172	225	mg/kg	**27**	Q	20

Lab Duplicate Analysis

Batch Quality Control

Project Name: PHASE II 169 THIRD AVE

Project Number: 0204090

Lab Number: L2202719

Report Date: 01/26/22

Parameter	Native Sample	Duplicate Sample	Units	RPD		RPD Limits
Total Metals - Mansfield Lab Associated sample(s): 01-14 QC Batch ID: WG1595776-4 QC Sample: L2202719-01 Client ID: SB-1 (0-2')						
Thallium, Total	ND	ND	mg/kg	NC		20
Vanadium, Total	16.8	21.6	mg/kg	**25**	Q	20
Zinc, Total	190	186	mg/kg	2		20
Total Metals - Mansfield Lab Associated sample(s): 01-14 QC Batch ID: WG1595800-4 QC Sample: L2202719-01 Client ID: SB-1 (0-2')						
Mercury, Total	0.487	0.571	mg/kg	16		20

Project Name: PHASE II 169 THIRD AVE
Project Number: 0204090

Lab Serial Dilution Analysis
Batch Quality Control

Lab Number: L2202719
Report Date: 01/26/22

Parameter	Native Sample	Serial Dilution	Units	% D	Qual	RPD Limits
Total Metals - Mansfield Lab Associated sample(s): 01-14 QC Batch ID: WG1595776-6 QC Sample: L2202719-01 Client ID: SB-1 (0-2')						
Aluminum, Total	4540	4890	mg/kg	8		20
Barium, Total	215	230	mg/kg	7		20
Calcium, Total	38400	41700	mg/kg	9		20
Copper, Total	38.8	43.2	mg/kg	11		20
Iron, Total	10600	11700	mg/kg	10		20
Lead, Total	280	328	mg/kg	17		20
Magnesium, Total	2870	3340	mg/kg	16		20
Manganese, Total	223	248	mg/kg	11		20
Zinc, Total	190	222	mg/kg	17		20

INORGANICS
&
MISCELLANEOUS

Project Name: PHASE II 169 THIRD AVE
Project Number: 0204090

Lab Number: L2202719
Report Date: 01/26/22

SAMPLE RESULTS

Lab ID: L2202719-01
Client ID: SB-1 (0-2')
Sample Location: 169 3RD AVENUE, BROOKLYN, NY

Date Collected: 01/18/22 12:10
Date Received: 01/18/22
Field Prep: Not Specified

Sample Depth:
Matrix: Soil

Parameter	Result	Qualifier	Units	RL	MDL	Dilution Factor	Date Prepared	Date Analyzed	Analytical Method	Analyst
General Chemistry - Westborough Lab										
Solids, Total	90.3		%	0.100	NA	1	-	01/19/22 10:31	121,2540G	RI

Project Name: PHASE II 169 THIRD AVE
Project Number: 0204090

Lab Number: L2202719
Report Date: 01/26/22

SAMPLE RESULTS

Lab ID: L2202719-02
Client ID: SB-1 (13-14')
Sample Location: 169 3RD AVENUE, BROOKLYN, NY

Date Collected: 01/18/22 12:20
Date Received: 01/18/22
Field Prep: Not Specified

Sample Depth:
Matrix: Soil

Parameter	Result	Qualifier	Units	RL	MDL	Dilution Factor	Date Prepared	Date Analyzed	Analytical Method	Analyst
General Chemistry - Westborough Lab										
Solids, Total	83.7		%	0.100	NA	1	-	01/19/22 10:31	121,2540G	RI

Project Name: PHASE II 169 THIRD AVE
Project Number: 0204090

Lab Number: L2202719
Report Date: 01/26/22

SAMPLE RESULTS

Lab ID: L2202719-03
Client ID: SB-1 (17-19')
Sample Location: 169 3RD AVENUE, BROOKLYN, NY

Date Collected: 01/18/22 12:35
Date Received: 01/18/22
Field Prep: Not Specified

Sample Depth:
Matrix: Soil

Parameter	Result	Qualifier	Units	RL	MDL	Dilution Factor	Date Prepared	Date Analyzed	Analytical Method	Analyst
General Chemistry - Westborough Lab										
Solids, Total	88.5		%	0.100	NA	1	-	01/19/22 10:31	121,2540G	RI

Project Name: PHASE II 169 THIRD AVE
Project Number: 0204090

Lab Number: L2202719
Report Date: 01/26/22

SAMPLE RESULTS

Lab ID: L2202719-04
Client ID: SB-2 (0-2')
Sample Location: 169 3RD AVENUE, BROOKLYN, NY

Date Collected: 01/18/22 10:35
Date Received: 01/18/22
Field Prep: Not Specified

Sample Depth:
Matrix: Soil

Parameter	Result	Qualifier	Units	RL	MDL	Dilution Factor	Date Prepared	Date Analyzed	Analytical Method	Analyst
General Chemistry - Westborough Lab										
Solids, Total	88.1		%	0.100	NA	1	-	01/19/22 10:31	121,2540G	RI

Project Name: PHASE II 169 THIRD AVE
Project Number: 0204090

Lab Number: L2202719
Report Date: 01/26/22

SAMPLE RESULTS

Lab ID: L2202719-05
Client ID: SB-2 (18-20')
Sample Location: 169 3RD AVENUE, BROOKLYN, NY

Date Collected: 01/18/22 10:50
Date Received: 01/18/22
Field Prep: Not Specified

Sample Depth:
Matrix: Soil

Parameter	Result	Qualifier	Units	RL	MDL	Dilution Factor	Date Prepared	Date Analyzed	Analytical Method	Analyst
General Chemistry - Westborough Lab										
Solids, Total	85.2		%	0.100	NA	1	-	01/19/22 10:31	121,2540G	RI

Project Name: PHASE II 169 THIRD AVE
Project Number: 0204090

Lab Number: L2202719
Report Date: 01/26/22

SAMPLE RESULTS

Lab ID: L2202719-06
Client ID: SB-3 (0-2')
Sample Location: 169 3RD AVENUE, BROOKLYN, NY

Date Collected: 01/18/22 08:50
Date Received: 01/18/22
Field Prep: Not Specified

Sample Depth:
Matrix: Soil

Parameter	Result	Qualifier	Units	RL	MDL	Dilution Factor	Date Prepared	Date Analyzed	Analytical Method	Analyst
General Chemistry - Westborough Lab										
Solids, Total	90.6		%	0.100	NA	1	-	01/19/22 10:31	121,2540G	RI

Project Name: PHASE II 169 THIRD AVE
Project Number: 0204090

Lab Number: L2202719
Report Date: 01/26/22

SAMPLE RESULTS

Lab ID: L2202719-07
Client ID: SB-3 (13-15')
Sample Location: 169 3RD AVENUE, BROOKLYN, NY

Date Collected: 01/18/22 09:00
Date Received: 01/18/22
Field Prep: Not Specified

Sample Depth:
Matrix: Soil

Parameter	Result	Qualifier	Units	RL	MDL	Dilution Factor	Date Prepared	Date Analyzed	Analytical Method	Analyst
General Chemistry - Westborough Lab										
Solids, Total	77.8		%	0.100	NA	1	-	01/19/22 10:31	121,2540G	RI

Project Name: PHASE II 169 THIRD AVE
Project Number: 0204090

Lab Number: L2202719
Report Date: 01/26/22

SAMPLE RESULTS

Lab ID: L2202719-08
Client ID: SB-4 (0-2')
Sample Location: 169 3RD AVENUE, BROOKLYN, NY

Date Collected: 01/18/22 08:15
Date Received: 01/18/22
Field Prep: Not Specified

Sample Depth:
Matrix: Soil

Parameter	Result	Qualifier	Units	RL	MDL	Dilution Factor	Date Prepared	Date Analyzed	Analytical Method	Analyst
General Chemistry - Westborough Lab										
Solids, Total	91.6		%	0.100	NA	1	-	01/19/22 10:31	121,2540G	RI

Project Name: PHASE II 169 THIRD AVE
Project Number: 0204090

Lab Number: L2202719
Report Date: 01/26/22

SAMPLE RESULTS

Lab ID: L2202719-09
Client ID: SB-4 (12-14')
Sample Location: 169 3RD AVENUE, BROOKLYN, NY

Date Collected: 01/18/22 13:00
Date Received: 01/18/22
Field Prep: Not Specified

Sample Depth:
Matrix: Soil

Parameter	Result	Qualifier	Units	RL	MDL	Dilution Factor	Date Prepared	Date Analyzed	Analytical Method	Analyst
General Chemistry - Westborough Lab										
Solids, Total	83.5		%	0.100	NA	1	-	01/19/22 10:31	121,2540G	RI

Project Name: PHASE II 169 THIRD AVE
Project Number: 0204090

Lab Number: L2202719
Report Date: 01/26/22

SAMPLE RESULTS

Lab ID: L2202719-10
Client ID: SB-5 (0-2')
Sample Location: 169 3RD AVENUE, BROOKLYN, NY

Date Collected: 01/18/22 09:35
Date Received: 01/18/22
Field Prep: Not Specified

Sample Depth:
Matrix: Soil

Parameter	Result	Qualifier	Units	RL	MDL	Dilution Factor	Date Prepared	Date Analyzed	Analytical Method	Analyst
General Chemistry - Westborough Lab										
Solids, Total	89.8		%	0.100	NA	1	-	01/19/22 10:31	121,2540G	RI

Project Name: PHASE II 169 THIRD AVE
Project Number: 0204090

Lab Number: L2202719
Report Date: 01/26/22

SAMPLE RESULTS

Lab ID: L2202719-11
Client ID: SB-5 (13-15')
Sample Location: 169 3RD AVENUE, BROOKLYN, NY

Date Collected: 01/18/22 09:53
Date Received: 01/18/22
Field Prep: Not Specified

Sample Depth:
Matrix: Soil

Parameter	Result	Qualifier	Units	RL	MDL	Dilution Factor	Date Prepared	Date Analyzed	Analytical Method	Analyst
General Chemistry - Westborough Lab										
Solids, Total	82.3		%	0.100	NA	1	-	01/19/22 10:31	121,2540G	RI

Project Name: PHASE II 169 THIRD AVE
Project Number: 0204090

Lab Number: L2202719
Report Date: 01/26/22

SAMPLE RESULTS

Lab ID: L2202719-12
Client ID: SB-7 (0-2')
Sample Location: 169 3RD AVENUE, BROOKLYN, NY

Date Collected: 01/18/22 11:10
Date Received: 01/18/22
Field Prep: Not Specified

Sample Depth:
Matrix: Soil

Parameter	Result	Qualifier	Units	RL	MDL	Dilution Factor	Date Prepared	Date Analyzed	Analytical Method	Analyst
General Chemistry - Westborough Lab										
Solids, Total	87.0		%	0.100	NA	1	-	01/19/22 10:31	121,2540G	RI

Project Name: PHASE II 169 THIRD AVE
Project Number: 0204090

Lab Number: L2202719
Report Date: 01/26/22

SAMPLE RESULTS

Lab ID: L2202719-13
Client ID: SB-7 (12-14')
Sample Location: 169 3RD AVENUE, BROOKLYN, NY

Date Collected: 01/18/22 11:30
Date Received: 01/18/22
Field Prep: Not Specified

Sample Depth:
Matrix: Soil

Parameter	Result	Qualifier	Units	RL	MDL	Dilution Factor	Date Prepared	Date Analyzed	Analytical Method	Analyst
General Chemistry - Westborough Lab										
Solids, Total	68.4		%	0.100	NA	1	-	01/19/22 10:31	121,2540G	RI

Project Name: PHASE II 169 THIRD AVE
Project Number: 0204090

Lab Number: L2202719
Report Date: 01/26/22

SAMPLE RESULTS

Lab ID: L2202719-14
Client ID: DUP_20220118
Sample Location: 169 3RD AVENUE, BROOKLYN, NY

Date Collected: 01/18/22 00:00
Date Received: 01/18/22
Field Prep: Not Specified

Sample Depth:
Matrix: Soil

Parameter	Result	Qualifier	Units	RL	MDL	Dilution Factor	Date Prepared	Date Analyzed	Analytical Method	Analyst
General Chemistry - Westborough Lab										
Solids, Total	87.9		%	0.100	NA	1	-	01/19/22 10:31	121,2540G	RI

Lab Duplicate Analysis

Batch Quality Control

Project Name: PHASE II 169 THIRD AVE

Project Number: 0204090

Lab Number: L2202719

Report Date: 01/26/22

Parameter	Native Sample	Duplicate Sample	Units	RPD	Qual	RPD Limits
General Chemistry - Westborough Lab Associated sample(s): 01-14 QC Batch ID: WG1595569-1 QC Sample: L2202719-01 Client ID: SB-1 (0-2')						
Solids, Total	90.3	90.4	%	0		20

Project Name: PHASE II 169 THIRD AVE
Project Number: 0204090

Lab Number: L2202719
Report Date: 01/26/22

Sample Receipt and Container Information

Were project specific reporting limits specified? YES

Cooler Information

Cooler	Custody Seal
A	Absent
B	Absent

Container Information

Container ID	Container Type	Cooler	Initial pH	Final pH	Temp deg C	Pres	Seal	Frozen Date/Time	Analysis(*)
L2202719-01A	Vial MeOH preserved	B	NA		3.8	Y	Absent		NYTCL-8260HLW(14)
L2202719-01B	Vial water preserved	B	NA		3.8	Y	Absent	19-JAN-22 03:03	NYTCL-8260HLW(14)
L2202719-01C	Vial water preserved	B	NA		3.8	Y	Absent	19-JAN-22 03:03	NYTCL-8260HLW(14)
L2202719-01D	Plastic 120ml unpreserved	B	NA		3.8	Y	Absent		TS(7)
L2202719-01E	Metals Only-Glass 60mL/2oz unpreserved	B	NA		3.8	Y	Absent		BE-TI(180),AS-TI(180),BA-TI(180),AG-TI(180),TL-TI(180),CR-TI(180),NI-TI(180),AL-TI(180),ZN-TI(180),PB-TI(180),CU-TI(180),SB-TI(180),SE-TI(180),CO-TI(180),V-TI(180),MN-TI(180),FE-TI(180),MG-TI(180),HG-T(28),CA-TI(180),NA-TI(180),K-TI(180),CD-TI(180)
L2202719-01F	Glass 250ml/8oz unpreserved	B	NA		3.8	Y	Absent		NYTCL-8270(14),NYTCL-8081(14),NYTCL-8082(365)
L2202719-02A	Vial MeOH preserved	B	NA		3.8	Y	Absent		NYTCL-8260HLW(14)
L2202719-02B	Vial water preserved	B	NA		3.8	Y	Absent	19-JAN-22 03:03	NYTCL-8260HLW(14)
L2202719-02C	Vial water preserved	B	NA		3.8	Y	Absent	19-JAN-22 03:03	NYTCL-8260HLW(14)
L2202719-02D	Plastic 120ml unpreserved	B	NA		3.8	Y	Absent		TS(7)
L2202719-02E	Metals Only-Glass 60mL/2oz unpreserved	B	NA		3.8	Y	Absent		BE-TI(180),BA-TI(180),AS-TI(180),AG-TI(180),AL-TI(180),CR-TI(180),NI-TI(180),TL-TI(180),ZN-TI(180),PB-TI(180),CU-TI(180),SB-TI(180),SE-TI(180),CO-TI(180),V-TI(180),MG-TI(180),FE-TI(180),HG-T(28),MN-TI(180),CA-TI(180),K-TI(180),CD-TI(180),NA-TI(180)
L2202719-02F	Glass 250ml/8oz unpreserved	B	NA		3.8	Y	Absent		NYTCL-8270(14),NYTCL-8081(14),NYTCL-8082(365)
L2202719-03A	Vial MeOH preserved	B	NA		3.8	Y	Absent		NYTCL-8260HLW(14)
L2202719-03B	Vial water preserved	B	NA		3.8	Y	Absent	19-JAN-22 03:03	NYTCL-8260HLW(14)
L2202719-03C	Vial water preserved	B	NA		3.8	Y	Absent	19-JAN-22 03:03	NYTCL-8260HLW(14)
L2202719-03D	Plastic 120ml unpreserved	B	NA		3.8	Y	Absent		TS(7)

*Values in parentheses indicate holding time in days

Project Name: PHASE II 169 THIRD AVE
Project Number: 0204090

Lab Number: L2202719
Report Date: 01/26/22

Container Information

Container ID	Container Type	Cooler	Initial pH	Final pH	Temp deg C	Pres	Seal	Frozen Date/Time	Analysis(*)
L2202719-03E	Metals Only-Glass 60mL/2oz unpreserved	B	NA		3.8	Y	Absent		BE-TI(180),BA-TI(180),AS-TI(180),AG-TI(180),AL-TI(180),NI-TI(180),TL-TI(180),CR-TI(180),SB-TI(180),SE-TI(180),CU-TI(180),PB-TI(180),ZN-TI(180),CO-TI(180),V-TI(180),HG-T(28),MG-TI(180),FE-TI(180),MN-TI(180),CD-TI(180),NA-TI(180),CA-TI(180),K-TI(180)
L2202719-03F	Glass 250ml/8oz unpreserved	B	NA		3.8	Y	Absent		NYTCL-8270(14),NYTCL-8081(14),NYTCL-8082(365)
L2202719-04A	Vial MeOH preserved	B	NA		3.8	Y	Absent		NYTCL-8260HLW(14)
L2202719-04B	Vial water preserved	B	NA		3.8	Y	Absent	19-JAN-22 03:03	NYTCL-8260HLW(14)
L2202719-04C	Vial water preserved	B	NA		3.8	Y	Absent	19-JAN-22 03:03	NYTCL-8260HLW(14)
L2202719-04D	Plastic 2oz unpreserved for TS	B	NA		3.8	Y	Absent		TS(7)
L2202719-04E	Plastic 120ml unpreserved	B	NA		3.8	Y	Absent		TS(7)
L2202719-04F	Metals Only-Glass 60mL/2oz unpreserved	B	NA		3.8	Y	Absent		BE-TI(180),BA-TI(180),AS-TI(180),AG-TI(180),AL-TI(180),CR-TI(180),NI-TI(180),TL-TI(180),ZN-TI(180),SE-TI(180),PB-TI(180),SB-TI(180),CU-TI(180),V-TI(180),CO-TI(180),FE-TI(180),MN-TI(180),MG-TI(180),HG-T(28),CA-TI(180),K-TI(180),NA-TI(180),CD-TI(180)
L2202719-04G	Glass 60mL/2oz unpreserved	B	NA		3.8	Y	Absent		A2-1,4-DIOXANE-SIM(14)
L2202719-04H	Glass 60mL/2oz unpreserved	B	NA		3.8	Y	Absent		A2-1,4-DIOXANE-SIM(14)
L2202719-04I	Plastic 8oz unpreserved	B	NA		3.8	Y	Absent		A2-NY-537-ISOTOPE(14)
L2202719-04J	Glass 250ml/8oz unpreserved	B	NA		3.8	Y	Absent		NYTCL-8270(14),NYTCL-8081(14),NYTCL-8082(365)
L2202719-05A	Vial MeOH preserved	B	NA		3.8	Y	Absent		NYTCL-8260HLW(14)
L2202719-05B	Vial water preserved	B	NA		3.8	Y	Absent	19-JAN-22 03:03	NYTCL-8260HLW(14)
L2202719-05C	Vial water preserved	B	NA		3.8	Y	Absent	19-JAN-22 03:03	NYTCL-8260HLW(14)
L2202719-05D	Plastic 120ml unpreserved	B	NA		3.8	Y	Absent		TS(7)
L2202719-05E	Metals Only-Glass 60mL/2oz unpreserved	B	NA		3.8	Y	Absent		BE-TI(180),AS-TI(180),BA-TI(180),AG-TI(180),CR-TI(180),NI-TI(180),TL-TI(180),AL-TI(180),ZN-TI(180),CU-TI(180),SB-TI(180),SE-TI(180),PB-TI(180),CO-TI(180),V-TI(180),MN-TI(180),FE-TI(180),HG-T(28),MG-TI(180),K-TI(180),CD-TI(180),NA-TI(180),CA-TI(180)
L2202719-05F	Glass 250ml/8oz unpreserved	B	NA		3.8	Y	Absent		NYTCL-8270(14),NYTCL-8081(14),NYTCL-8082(365)
L2202719-06A	Vial MeOH preserved	B	NA		3.8	Y	Absent		NYTCL-8260HLW(14)
L2202719-06B	Vial water preserved	B	NA		3.8	Y	Absent	19-JAN-22 03:03	NYTCL-8260HLW(14)

*Values in parentheses indicate holding time in days

Project Name: PHASE II 169 THIRD AVE
Project Number: 0204090

Lab Number: L2202719
Report Date: 01/26/22

Container Information

Container ID	Container Type	Cooler	Initial pH	Final pH	Temp deg C	Pres	Seal	Frozen Date/Time	Analysis(*)
L2202719-06C	Vial water preserved	B	NA		3.8	Y	Absent	19-JAN-22 03:03	NYTCL-8260HLW(14)
L2202719-06D	Plastic 120ml unpreserved	B	NA		3.8	Y	Absent		TS(7)
L2202719-06E	Metals Only-Glass 60mL/2oz unpreserved	B	NA		3.8	Y	Absent		BE-TI(180),BA-TI(180),AS-TI(180),AG-TI(180),NI-TI(180),TL-TI(180),AL-TI(180),CR-TI(180),SE-TI(180),ZN-TI(180),CU-TI(180),SB-TI(180),PB-TI(180),V-TI(180),CO-TI(180),FE-TI(180),MG-TI(180),HG-T(28),MN-TI(180),CD-TI(180),CA-TI(180),K-TI(180),NA-TI(180)
L2202719-06F	Glass 250ml/8oz unpreserved	B	NA		3.8	Y	Absent		NYTCL-8270(14),NYTCL-8081(14),NYTCL-8082(365)
L2202719-07A	Vial MeOH preserved	B	NA		3.8	Y	Absent		NYTCL-8260HLW(14)
L2202719-07B	Vial water preserved	B	NA		3.8	Y	Absent	19-JAN-22 03:03	NYTCL-8260HLW(14)
L2202719-07C	Vial water preserved	B	NA		3.8	Y	Absent	19-JAN-22 03:03	NYTCL-8260HLW(14)
L2202719-07D	Plastic 120ml unpreserved	B	NA		3.8	Y	Absent		TS(7)
L2202719-07E	Metals Only-Glass 60mL/2oz unpreserved	B	NA		3.8	Y	Absent		BE-TI(180),AS-TI(180),BA-TI(180),AG-TI(180),CR-TI(180),TL-TI(180),NI-TI(180),AL-TI(180),CU-TI(180),PB-TI(180),SE-TI(180),SB-TI(180),ZN-TI(180),V-TI(180),CO-TI(180),HG-T(28),FE-TI(180),MG-TI(180),MN-TI(180),NA-TI(180),CD-TI(180),CA-TI(180),K-TI(180)
L2202719-07F	Glass 250ml/8oz unpreserved	B	NA		3.8	Y	Absent		NYTCL-8270(14),NYTCL-8081(14),NYTCL-8082(365)
L2202719-08A	Vial MeOH preserved	A	NA		4.0	Y	Absent		NYTCL-8260HLW(14)
L2202719-08B	Vial water preserved	A	NA		4.0	Y	Absent	19-JAN-22 03:03	NYTCL-8260HLW(14)
L2202719-08C	Vial water preserved	A	NA		4.0	Y	Absent	19-JAN-22 03:03	NYTCL-8260HLW(14)
L2202719-08D	Plastic 120ml unpreserved	A	NA		4.0	Y	Absent		TS(7)
L2202719-08E	Metals Only-Glass 60mL/2oz unpreserved	A	NA		4.0	Y	Absent		BE-TI(180),BA-TI(180),AS-TI(180),AG-TI(180),TL-TI(180),CR-TI(180),AL-TI(180),NI-TI(180),CU-TI(180),SB-TI(180),SE-TI(180),PB-TI(180),ZN-TI(180),V-TI(180),CO-TI(180),FE-TI(180),HG-T(28),MG-TI(180),MN-TI(180),CA-TI(180),NA-TI(180),K-TI(180),CD-TI(180)
L2202719-08F	Glass 250ml/8oz unpreserved	A	NA		4.0	Y	Absent		NYTCL-8270(14),NYTCL-8081(14),NYTCL-8082(365)
L2202719-09A	Vial MeOH preserved	A	NA		4.0	Y	Absent		NYTCL-8260HLW(14)
L2202719-09B	Vial water preserved	A	NA		4.0	Y	Absent	19-JAN-22 03:03	NYTCL-8260HLW(14)
L2202719-09C	Vial water preserved	A	NA		4.0	Y	Absent	19-JAN-22 03:03	NYTCL-8260HLW(14)
L2202719-09D	Plastic 120ml unpreserved	A	NA		4.0	Y	Absent		TS(7)

*Values in parentheses indicate holding time in days

Project Name: PHASE II 169 THIRD AVE
Project Number: 0204090

Lab Number: L2202719
Report Date: 01/26/22

Container Information

Container ID	Container Type	Cooler	Initial pH	Final pH	Temp deg C	Pres	Seal	Frozen Date/Time	Analysis(*)
L2202719-09E	Metals Only-Glass 60mL/2oz unpreserved	A	NA		4.0	Y	Absent		BE-TI(180),BA-TI(180),AS-TI(180),AG-TI(180),TL-TI(180),AL-TI(180),CR-TI(180),NI-TI(180),PB-TI(180),ZN-TI(180),CU-TI(180),SB-TI(180),SE-TI(180),CO-TI(180),V-TI(180),HG-T(28),MN-TI(180),MG-TI(180),FE-TI(180),CD-TI(180),K-TI(180),CA-TI(180),NA-TI(180)
L2202719-09F	Glass 250ml/8oz unpreserved	A	NA		4.0	Y	Absent		NYTCL-8270(14),NYTCL-8081(14),NYTCL-8082(365)
L2202719-10A	Vial MeOH preserved	A	NA		4.0	Y	Absent		NYTCL-8260HLW(14)
L2202719-10B	Vial water preserved	A	NA		4.0	Y	Absent	19-JAN-22 03:03	NYTCL-8260HLW(14)
L2202719-10C	Vial water preserved	A	NA		4.0	Y	Absent	19-JAN-22 03:03	NYTCL-8260HLW(14)
L2202719-10D	Plastic 120ml unpreserved	A	NA		4.0	Y	Absent		TS(7)
L2202719-10E	Metals Only-Glass 60mL/2oz unpreserved	A	NA		4.0	Y	Absent		BE-TI(180),BA-TI(180),AS-TI(180),AG-TI(180),AL-TI(180),TL-TI(180),NI-TI(180),CR-TI(180),SB-TI(180),CU-TI(180),SE-TI(180),PB-TI(180),ZN-TI(180),CO-TI(180),V-TI(180),FE-TI(180),MN-TI(180),MG-TI(180),HG-T(28),K-TI(180),CD-TI(180),NA-TI(180),CA-TI(180)
L2202719-10F	Glass 250ml/8oz unpreserved	A	NA		4.0	Y	Absent		NYTCL-8270(14),NYTCL-8081(14),NYTCL-8082(365)
L2202719-11A	Vial MeOH preserved	A	NA		4.0	Y	Absent		NYTCL-8260HLW(14)
L2202719-11B	Vial water preserved	A	NA		4.0	Y	Absent	19-JAN-22 03:03	NYTCL-8260HLW(14)
L2202719-11C	Vial water preserved	A	NA		4.0	Y	Absent	19-JAN-22 03:03	NYTCL-8260HLW(14)
L2202719-11D	Plastic 120ml unpreserved	A	NA		4.0	Y	Absent		TS(7)
L2202719-11E	Metals Only-Glass 60mL/2oz unpreserved	A	NA		4.0	Y	Absent		BE-TI(180),AS-TI(180),BA-TI(180),AG-TI(180),NI-TI(180),TL-TI(180),AL-TI(180),CR-TI(180),ZN-TI(180),SB-TI(180),SE-TI(180),CU-TI(180),PB-TI(180),CO-TI(180),V-TI(180),FE-TI(180),MN-TI(180),MG-TI(180),HG-T(28),NA-TI(180),CD-TI(180),CA-TI(180),K-TI(180)
L2202719-11F	Glass 250ml/8oz unpreserved	A	NA		4.0	Y	Absent		NYTCL-8270(14),NYTCL-8081(14),NYTCL-8082(365)
L2202719-12A	Vial MeOH preserved	A	NA		4.0	Y	Absent		NYTCL-8260HLW(14)
L2202719-12B	Vial water preserved	A	NA		4.0	Y	Absent	19-JAN-22 03:03	NYTCL-8260HLW(14)
L2202719-12C	Vial water preserved	A	NA		4.0	Y	Absent	19-JAN-22 03:03	NYTCL-8260HLW(14)
L2202719-12D	Plastic 120ml unpreserved	A	NA		4.0	Y	Absent		TS(7)

*Values in parentheses indicate holding time in days

Project Name: PHASE II 169 THIRD AVE
Project Number: 0204090

Lab Number: L2202719
Report Date: 01/26/22

Container Information

Container ID	Container Type	Cooler	Initial pH	Final pH	Temp deg C	Pres	Seal	Frozen Date/Time	Analysis(*)
L2202719-12E	Metals Only-Glass 60mL/2oz unpreserved	A	NA		4.0	Y	Absent		BE-TI(180),BA-TI(180),AS-TI(180),AG-TI(180),TL-TI(180),NI-TI(180),AL-TI(180),CR-TI(180),ZN-TI(180),CU-TI(180),PB-TI(180),SE-TI(180),SB-TI(180),V-TI(180),CO-TI(180),FE-TI(180),HG-T(28),MG-TI(180),MN-TI(180),CA-TI(180),NA-TI(180),CD-TI(180),K-TI(180)
L2202719-12F	Glass 250ml/8oz unpreserved	A	NA		4.0	Y	Absent		NYTCL-8270(14),NYTCL-8081(14),NYTCL-8082(365)
L2202719-13A	Vial MeOH preserved	A	NA		4.0	Y	Absent		NYTCL-8260HLW(14)
L2202719-13B	Vial water preserved	A	NA		4.0	Y	Absent	19-JAN-22 03:03	NYTCL-8260HLW(14)
L2202719-13C	Vial water preserved	A	NA		4.0	Y	Absent	19-JAN-22 03:03	NYTCL-8260HLW(14)
L2202719-13D	Plastic 120ml unpreserved	A	NA		4.0	Y	Absent		TS(7)
L2202719-13E	Metals Only-Glass 60mL/2oz unpreserved	A	NA		4.0	Y	Absent		BE-TI(180),AS-TI(180),BA-TI(180),AG-TI(180),NI-TI(180),TL-TI(180),AL-TI(180),CR-TI(180),PB-TI(180),SB-TI(180),CU-TI(180),SE-TI(180),ZN-TI(180),CO-TI(180),V-TI(180),FE-TI(180),HG-T(28),MN-TI(180),MG-TI(180),CA-TI(180),CD-TI(180),NA-TI(180),K-TI(180)
L2202719-13F	Glass 250ml/8oz unpreserved	A	NA		4.0	Y	Absent		NYTCL-8270(14),NYTCL-8081(14),NYTCL-8082(365)
L2202719-14A	Vial MeOH preserved	B	NA		3.8	Y	Absent		NYTCL-8260HLW(14)
L2202719-14B	Vial water preserved	B	NA		3.8	Y	Absent	19-JAN-22 03:03	NYTCL-8260HLW(14)
L2202719-14C	Vial water preserved	B	NA		3.8	Y	Absent	19-JAN-22 03:03	NYTCL-8260HLW(14)
L2202719-14D	Plastic 120ml unpreserved	B	NA		3.8	Y	Absent		TS(7)
L2202719-14E	Metals Only-Glass 60mL/2oz unpreserved	B	NA		3.8	Y	Absent		BE-TI(180),AS-TI(180),BA-TI(180),AG-TI(180),NI-TI(180),TL-TI(180),AL-TI(180),CR-TI(180),PB-TI(180),SB-TI(180),ZN-TI(180),CU-TI(180),SE-TI(180),CO-TI(180),V-TI(180),FE-TI(180),MN-TI(180),HG-T(28),MG-TI(180),K-TI(180),NA-TI(180),CA-TI(180),CD-TI(180)
L2202719-14F	Glass 250ml/8oz unpreserved	B	NA		3.8	Y	Absent		NYTCL-8270(14),NYTCL-8081(14),NYTCL-8082(365)
L2202719-15A	Vial HCl preserved	B	NA		3.8	Y	Absent		NYTCL-8260(14)
L2202719-15B	Vial HCl preserved	B	NA		3.8	Y	Absent		NYTCL-8260(14)

*Values in parentheses indicate holding time in days

Project Name: PHASE II 169 THIRD AVE
Project Number: 0204090

Lab Number: L2202719
Report Date: 01/26/22

PFAS PARAMETER SUMMARY

Parameter	Acronym	CAS Number
PERFLUOROALKYL CARBOXYLIC ACIDS (PFCAs)		
Perfluorooctadecanoic Acid	PFODA	16517-11-6
Perfluorohexadecanoic Acid	PFHxDA	67905-19-5
Perfluorotetradecanoic Acid	PFTA	376-06-7
Perfluorotridecanoic Acid	PFTrDA	72629-94-8
Perfluorododecanoic Acid	PFDoA	307-55-1
Perfluoroundecanoic Acid	PFUnA	2058-94-8
Perfluorodecanoic Acid	PFDA	335-76-2
Perfluorononanoic Acid	PFNA	375-95-1
Perfluorooctanoic Acid	PFOA	335-67-1
Perfluoroheptanoic Acid	PFHpA	375-85-9
Perfluorohexanoic Acid	PFHxA	307-24-4
Perfluoropentanoic Acid	PFPeA	2706-90-3
Perfluorobutanoic Acid	PFBA	375-22-4
PERFLUOROALKYL SULFONIC ACIDS (PFSAs)		
Perfluorododecanesulfonic Acid	PFDoDS	79780-39-5
Perfluorodecanesulfonic Acid	PFDS	335-77-3
Perfluorononanesulfonic Acid	PFNS	68259-12-1
Perfluorooctanesulfonic Acid	PFOS	1763-23-1
Perfluoroheptanesulfonic Acid	PFHpS	375-92-8
Perfluorohexanesulfonic Acid	PFHxS	355-46-4
Perfluoropentanesulfonic Acid	PFPeS	2706-91-4
Perfluorobutanesulfonic Acid	PFBS	375-73-5
FLUOROTELOMERS		
1H,1H,2H,2H-Perfluorododecanesulfonic Acid	10:2FTS	120226-60-0
1H,1H,2H,2H-Perfluorodecanesulfonic Acid	8:2FTS	39108-34-4
1H,1H,2H,2H-Perfluorooctanesulfonic Acid	6:2FTS	27619-97-2
1H,1H,2H,2H-Perfluorohexanesulfonic Acid	4:2FTS	757124-72-4
PERFLUOROALKANE SULFONAMIDES (FASAs)		
Perfluorooctanesulfonamide	FOSA	754-91-6
N-Ethyl Perfluorooctane Sulfonamide	NEtFOSA	4151-50-2
N-Methyl Perfluorooctane Sulfonamide	NMeFOSA	31506-32-8
PERFLUOROALKANE SULFONYL SUBSTANCES		
N-Ethyl Perfluorooctanesulfonamido Ethanol	NEtFOSE	1691-99-2
N-Methyl Perfluorooctanesulfonamido Ethanol	NMeFOSE	24448-09-7
N-Ethyl Perfluorooctanesulfonamidoacetic Acid	NEtFOSAA	2991-50-6
N-Methyl Perfluorooctanesulfonamidoacetic Acid	NMeFOSAA	2355-31-9
PER- and POLYFLUOROALKYL ETHER CARBOXYLIC ACIDS		
2,3,3,3-Tetrafluoro-2-[1,1,2,2,3,3,3-Heptafluoropropoxy]-Propanoic Acid	HFPO-DA	13252-13-6
4,8-Dioxa-3h-Perfluorononanoic Acid	ADONA	919005-14-4
CHLORO-PERFLUOROALKYL SULFONIC ACIDS		
11-Chloroeicosafluoro-3-Oxaundecane-1-Sulfonic Acid	11Cl-PF3OUdS	763051-92-9
9-Chlorohexadecafluoro-3-Oxanone-1-Sulfonic Acid	9Cl-PF3ONS	756426-58-1
PERFLUOROETHER SULFONIC ACIDS (PFESAs)		
Perfluoro(2-Ethoxyethane)Sulfonic Acid	PFEESA	113507-82-7
PERFLUOROETHER/POLYETHER CARBOXYLIC ACIDS (PFPCAs)		
Perfluoro-3-Methoxypropanoic Acid	PFMPA	377-73-1
Perfluoro-4-Methoxybutanoic Acid	PFMBA	863090-89-5
Nonafluoro-3,6-Dioxaheptanoic Acid	NFDHA	151772-58-6

Project Name:	PHASE II 169 THIRD AVE	**Lab Number:**	L2202719
Project Number:	0204090	**Report Date:**	01/26/22

GLOSSARY

Acronyms

DL	- Detection Limit: This value represents the level to which target analyte concentrations are reported as estimated values, when those target analyte concentrations are quantified below the limit of quantitation (LOQ). The DL includes any adjustments from dilutions, concentrations or moisture content, where applicable. (DoD report formats only.)
EDL	- Estimated Detection Limit: This value represents the level to which target analyte concentrations are reported as estimated values, when those target analyte concentrations are quantified below the reporting limit (RL). The EDL includes any adjustments from dilutions, concentrations or moisture content, where applicable. The use of EDLs is specific to the analysis of PAHs using Solid-Phase Microextraction (SPME).
EMPC	- Estimated Maximum Possible Concentration: The concentration that results from the signal present at the retention time of an analyte when the ions meet all of the identification criteria except the ion abundance ratio criteria. An EMPC is a worst-case estimate of the concentration.
EPA	- Environmental Protection Agency.
LCS	- Laboratory Control Sample: A sample matrix, free from the analytes of interest, spiked with verified known amounts of analytes or a material containing known and verified amounts of analytes.
LCSD	- Laboratory Control Sample Duplicate: Refer to LCS.
LFB	- Laboratory Fortified Blank: A sample matrix, free from the analytes of interest, spiked with verified known amounts of analytes or a material containing known and verified amounts of analytes.
LOD	- Limit of Detection: This value represents the level to which a target analyte can reliably be detected for a specific analyte in a specific matrix by a specific method. The LOD includes any adjustments from dilutions, concentrations or moisture content, where applicable. (DoD report formats only.)
LOQ	- Limit of Quantitation: The value at which an instrument can accurately measure an analyte at a specific concentration. The LOQ includes any adjustments from dilutions, concentrations or moisture content, where applicable. (DoD report formats only.) Limit of Quantitation: The value at which an instrument can accurately measure an analyte at a specific concentration. The LOQ includes any adjustments from dilutions, concentrations or moisture content, where applicable. (DoD report formats only.)
MDL	- Method Detection Limit: This value represents the level to which target analyte concentrations are reported as estimated values, when those target analyte concentrations are quantified below the reporting limit (RL). The MDL includes any adjustments from dilutions, concentrations or moisture content, where applicable.
MS	- Matrix Spike Sample: A sample prepared by adding a known mass of target analyte to a specified amount of matrix sample for which an independent estimate of target analyte concentration is available. For Method 332.0, the spike recovery is calculated using the native concentration, including estimated values.
MSD	- Matrix Spike Sample Duplicate: Refer to MS.
NA	- Not Applicable.
NC	- Not Calculated: Term is utilized when one or more of the results utilized in the calculation are non-detect at the parameter's reporting unit.
NDPA/DPA	- N-Nitrosodiphenylamine/Diphenylamine.
NI	- Not Ignitable.
NP	- Non-Plastic: Term is utilized for the analysis of Atterberg Limits in soil.
NR	- No Results: Term is utilized when 'No Target Compounds Requested' is reported for the analysis of Volatile or Semivolatile Organic TIC only requests.
RL	- Reporting Limit: The value at which an instrument can accurately measure an analyte at a specific concentration. The RL includes any adjustments from dilutions, concentrations or moisture content, where applicable.
RPD	- Relative Percent Difference: The results from matrix and/or matrix spike duplicates are primarily designed to assess the precision of analytical results in a given matrix and are expressed as relative percent difference (RPD). Values which are less than five times the reporting limit for any individual parameter are evaluated by utilizing the absolute difference between the values; although the RPD value will be provided in the report.
SRM	- Standard Reference Material: A reference sample of a known or certified value that is of the same or similar matrix as the associated field samples.
STLP	- Semi-dynamic Tank Leaching Procedure per EPA Method 1315.
TEF	- Toxic Equivalency Factors: The values assigned to each dioxin and furan to evaluate their toxicity relative to 2,3,7,8-TCDD.
TEQ	- Toxic Equivalent: The measure of a sample's toxicity derived by multiplying each dioxin and furan by its corresponding TEF and then summing the resulting values.
TIC	- Tentatively Identified Compound: A compound that has been identified to be present and is not part of the target compound list (TCL) for the method and/or program. All TICs are qualitatively identified and reported as estimated concentrations.

Report Format: DU Report with 'J' Qualifiers

Project Name:	PHASE II 169 THIRD AVE	**Lab Number:**	L2202719
Project Number:	0204090	**Report Date:**	01/26/22

Footnotes

1 - The reference for this analyte should be considered modified since this analyte is absent from the target analyte list of the original method.

Terms

Analytical Method: Both the document from which the method originates and the analytical reference method. (Example: EPA 8260B is shown as 1,8260B.) The codes for the reference method documents are provided in the References section of the Addendum.

Difference: With respect to Total Oxidizable Precursor (TOP) Assay analysis, the difference is defined as the Post-Treatment value minus the Pre-Treatment value.

Final pH: As it pertains to Sample Receipt & Container Information section of the report, Final pH reflects pH of container determined after adjustment at the laboratory, if applicable. If no adjustment required, value reflects Initial pH.

Frozen Date/Time: With respect to Volatile Organics in soil, Frozen Date/Time reflects the date/time at which associated Reagent Water-preserved vials were initially frozen. Note: If frozen date/time is beyond 48 hours from sample collection, value will be reflected in 'bold'.

Initial pH: As it pertains to Sample Receipt & Container Information section of the report, Initial pH reflects pH of container determined upon receipt, if applicable.

PAH Total: With respect to Alkylated PAH analyses, the 'PAHs, Total' result is defined as the summation of results for all or a subset of the following compounds: Naphthalene, C1-C4 Naphthalenes, 2-Methylnaphthalene, 1-Methylnaphthalene, Biphenyl, Acenaphthylene, Acenaphthene, Fluorene, C1-C3 Fluorenes, Phenanthrene, C1-C4 Phenanthrenes/Anthracenes, Anthracene, Fluoranthene, Pyrene, C1-C4 Fluoranthenes/Pyrenes, Benz(a)anthracene, Chrysene, C1-C4 Chrysenes, Benzo(b)fluoranthene, Benzo(j)+(k)fluoranthene, Benzo(e)pyrene, Benzo(a)pyrene, Perylene, Indeno(1,2,3-cd)pyrene, Dibenz(ah)+(ac)anthracene, Benzo(g,h,i)perylene. If a 'Total' result is requested, the results of its individual components will also be reported.

PFAS Total: With respect to PFAS analyses, the 'PFAS, Total (5)' result is defined as the summation of results for: PFHpA, PFHxS, PFOA, PFNA and PFOS. In addition, the 'PFAS, Total (6)' result is defined as the summation of results for: PFHpA, PFHxS, PFOA, PFNA, PFDA and PFOS. For MassDEP DW compliance analysis only, the 'PFAS, Total (6)' result is defined as the summation of results at or above the RL. Note: If a 'Total' result is requested, the results of its individual components will also be reported.

The target compound Chlordane (CAS No. 57-74-9) is reported for GC ECD analyses. Per EPA,this compound "refers to a mixture of chlordane isomers, other chlorinated hydrocarbons and numerous other components." (Reference: USEPA Toxicological Review of Chlordane, In Support of Summary Information on the Integrated Risk Information System (IRIS), December 1997.)

Total: With respect to Organic analyses, a 'Total' result is defined as the summation of results for individual isomers or Aroclors. If a 'Total' result is requested, the results of its individual components will also be reported. This is applicable to 'Total' results for methods 8260, 8081 and 8082.

Data Qualifiers

A - Spectra identified as "Aldol Condensates" are byproducts of the extraction/concentration procedures when acetone is introduced in the process.

B - The analyte was detected above the reporting limit in the associated method blank. Flag only applies to associated field samples that have detectable concentrations of the analyte at less than ten times (10x) the concentration found in the blank. For MCP-related projects, flag only applies to associated field samples that have detectable concentrations of the analyte at less than ten times (10x) the concentration found in the blank. For DOD-related projects, flag only applies to associated field samples that have detectable concentrations of the analyte at less than ten times (10x) the concentration found in the blank AND the analyte was detected above one-half the reporting limit (or above the reporting limit for common lab contaminants) in the associated method blank. For NJ-Air-related projects, flag only applies to associated field samples that have detectable concentrations of the analyte above the reporting limit. For NJ-related projects (excluding Air), flag only applies to associated field samples that have detectable concentrations of the analyte, which was detected above the reporting limit in the associated method blank or above five times the reporting limit for common lab contaminants (Phthalates, Acetone, Methylene Chloride, 2-Butanone).

C - Co-elution: The target analyte co-elutes with a known lab standard (i.e. surrogate, internal standards, etc.) for co-extracted analyses.

D - Concentration of analyte was quantified from diluted analysis. Flag only applies to field samples that have detectable concentrations of the analyte.

E - Concentration of analyte exceeds the range of the calibration curve and/or linear range of the instrument.

F - The ratio of quantifier ion response to qualifier ion response falls outside of the laboratory criteria. Results are considered to be an estimated maximum concentration.

G - The concentration may be biased high due to matrix interferences (i.e, co-elution) with non-target compound(s). The result should be considered estimated.

H - The analysis of pH was performed beyond the regulatory-required holding time of 15 minutes from the time of sample collection.

I - The lower value for the two columns has been reported due to obvious interference.

J - Estimated value. The Target analyte concentration is below the quantitation limit (RL), but above the Method Detection Limit (MDL) or Estimated Detection Limit (EDL) for SPME-related analyses. This represents an estimated concentration for Tentatively Identified Compounds (TICs).

M - Reporting Limit (RL) exceeds the MCP CAM Reporting Limit for this analyte.

ND - Not detected at the method detection limit (MDL) for the sample, or estimated detection limit (EDL) for SPME-related analyses.

Report Format: DU Report with 'J' Qualifiers

Project Name:	PHASE II 169 THIRD AVE	**Lab Number:**	L2202719
Project Number:	0204090	**Report Date:**	01/26/22

Data Qualifiers

NJ - Presumptive evidence of compound. This represents an estimated concentration for Tentatively Identified Compounds (TICs), where the identification is based on a mass spectral library search.

P - The RPD between the results for the two columns exceeds the method-specified criteria.

Q - The quality control sample exceeds the associated acceptance criteria. For DOD-related projects, LCS and/or Continuing Calibration Standard exceedences are also qualified on all associated sample results. Note: This flag is not applicable for matrix spike recoveries when the sample concentration is greater than 4x the spike added or for batch duplicate RPD when the sample concentrations are less than 5x the RL. (Metals only.)

R - Analytical results are from sample re-analysis.

RE - Analytical results are from sample re-extraction.

S - Analytical results are from modified screening analysis.

V - The surrogate associated with this target analyte has a recovery outside the QC acceptance limits. (Applicable to MassDEP DW Compliance samples only.)

Z - The batch matrix spike and/or duplicate associated with this target analyte has a recovery/RPD outside the QC acceptance limits. (Applicable to MassDEP DW Compliance samples only.)

Project Name:	PHASE II 169 THIRD AVE	**Lab Number:**	L2202719
Project Number:	0204090	**Report Date:**	01/26/22

REFERENCES

1 Test Methods for Evaluating Solid Waste: Physical/Chemical Methods. EPA SW-846. Third Edition. Updates I - VI, 2018.

121 Standard Methods for the Examination of Water and Wastewater. APHA-AWWA-WEF. Standard Methods Online.

134 Determination of Selected Perfluorinated Alkyl Acids in Drinking Water by Solid Phase Extraction and Liquid Chromatography/Tandem Mass Spectrometry (LC/MS/MS) using Isotope Dilution. Alpha SOP 23528.

LIMITATION OF LIABILITIES

Alpha Analytical performs services with reasonable care and diligence normal to the analytical testing laboratory industry. In the event of an error, the sole and exclusive responsibility of Alpha Analytical shall be to re-perform the work at it's own expense. In no event shall Alpha Analytical be held liable for any incidental, consequential or special damages, including but not limited to, damages in any way connected with the use of, interpretation of, information or analysis provided by Alpha Analytical.

We strongly urge our clients to comply with EPA protocol regarding sample volume, preservation, cooling, containers, sampling procedures, holding time and splitting of samples in the field.

Certification Information

The following analytes are not included in our Primary NELAP Scope of Accreditation:

Westborough Facility
EPA 624/624.1: m/p-xylene, o-xylene, Naphthalene
EPA 625/625.1: alpha-Terpineol
EPA 8260C/8260D: NPW: 1,2,4,5-Tetramethylbenzene; 4-Ethyltoluene, Azobenzene; SCM: Iodomethane (methyl iodide), 1,2,4,5-Tetramethylbenzene; 4-Ethyltoluene.
EPA 8270D/8270E: NPW: Dimethylnaphthalene,1,4-Diphenylhydrazine, alpha-Terpineol; SCM: Dimethylnaphthalene,1,4-Diphenylhydrazine.
SM4500: NPW: Amenable Cyanide; SCM: Total Phosphorus, TKN, NO2, NO3.

Mansfield Facility
SM 2540D: TSS
EPA 8082A: NPW: PCB: 1, 5, 31, 87,101, 110, 141, 151, 153, 180, 183, 187.
EPA TO-15: Halothane, 2,4,4-Trimethyl-2-pentene, 2,4,4-Trimethyl-1-pentene, Thiophene, 2-Methylthiophene, 3-Methylthiophene, 2-Ethylthiophene, 1,2,3-Trimethylbenzene, Indan, Indene, 1,2,4,5-Tetramethylbenzene, Benzothiophene, 1-Methylnaphthalene.
Biological Tissue Matrix: EPA 3050B

The following analytes are included in our Massachusetts DEP Scope of Accreditation

Westborough Facility:

Drinking Water
EPA 300.0: Chloride, Nitrate-N, Fluoride, Sulfate; **EPA 353.2**: Nitrate-N, Nitrite-N; **SM4500NO3-F**: Nitrate-N, Nitrite-N; **SM4500F-C, SM4500CN-CE, EPA 180.1, SM2130B, SM4500Cl-D, SM2320B, SM2540C, SM4500H-B, SM4500NO2-B**
EPA 332: Perchlorate; **EPA 524.2:** THMs and VOCs; **EPA 504.1:** EDB, DBCP.
Microbiology: **SM9215B; SM9223-P/A, SM9223B-Colilert-QT,SM9222D**.

Non-Potable Water
SM4500H,B, EPA 120.1, SM2510B, SM2540C, SM2320B, SM4500CL-E, SM4500F-BC, SM4500NH3-BH: Ammonia-N and Kjeldahl-N, **EPA 350.1**: Ammonia-N, **LACHAT 10-107-06-1-B**: Ammonia-N, **EPA 351.1, SM4500NO3-F, EPA 353.2**: Nitrate-N, **SM4500P-E, SM4500P-B, E, SM4500SO4-E, SM5220D, EPA 410.4, SM5210B, SM5310C, SM4500CL-D, EPA 1664, EPA 420.1, SM4500-CN-CE, SM2540D, EPA 300: Chloride, Sulfate, Nitrate.**
EPA 624.1: Volatile Halocarbons & Aromatics,
EPA 608.3: Chlordane, Toxaphene, Aldrin, alpha-BHC, beta-BHC, gamma-BHC, delta-BHC, Dieldrin, DDD, DDE, DDT, Endosulfan I, Endosulfan II, Endosulfan sulfate, Endrin, Endrin Aldehyde, Heptachlor, Heptachlor Epoxide, PCBs
EPA 625.1: SVOC (Acid/Base/Neutral Extractables), **EPA 600/4-81-045**: PCB-Oil.
Microbiology: **SM9223B-Colilert-QT; Enterolert-QT, SM9221E, EPA 1600, EPA 1603, SM9222D.**

Mansfield Facility:

Drinking Water
EPA 200.7: Al, Ba, Cd, Cr, Cu, Fe, Mn, Ni, Na, Ag, Ca, Zn. **EPA 200.8:** Al, Sb, As, Ba, Be, Cd, Cr, Cu, Pb, Mn, Ni, Se, Ag, TL, Zn. **EPA 245.1** Hg.
EPA 522, EPA 537.1.

Non-Potable Water
EPA 200.7: Al, Sb, As, Be, Cd, Ca, Cr, Co, Cu, Fe, Pb, Mg, Mn, Mo, Ni, K, Se, Ag, Na, Sr, TL, Ti, V, Zn.
EPA 200.8: Al, Sb, As, Be, Cd, Cr, Cu, Fe, Pb, Mn, Ni, K, Se, Ag, Na, TL, Zn.
EPA 245.1 Hg.
SM2340B

For a complete listing of analytes and methods, please contact your Alpha Project Manager.

NEW YORK CHAIN OF CUSTODY

ALPHA ANALYTICAL

Westborough, MA 01581
8 Walkup Dr.
TEL: 508-898-9220
FAX: 508-898-9193

Mansfield, MA 02048
320 Forbes Blvd
TEL: 508-822-9300
FAX: 508-822-3288

Service Centers
Mahwah, NJ 07430: 35 Whitney Rd, Suite 5
Albany, NY 12205: 14 Walker Way
Tonawanda, NY 14150: 275 Cooper Ave, Suite 105

Page 1 of 2

Date Rec'd in Lab: 01/18/22

ALPHA Job #: L2202719

Client Information
Client: Haley & Aldrich of New York
Address: 237 West 35th Street, Floor 16, New York, NY 10123
Phone:
Fax:
Email: Mcoriano@haleyaldrich.com

Project Information
Project Name: Phase II 169 Third Ave
Project Location: 169 Third Ave, Brooklyn, NY
Project # 0204090
(Use Project name as Project #) ☐
Project Manager: Mari Cate Coriano
ALPHAQuote #:

Turn-Around Time
Standard ☑ Due Date:
Rush (only if pre approved) ☐ # of Days:

Deliverables
☐ ASP-A ☑ ASP-B
☐ EQuIS (1 File) ☐ EQuIS (4 File)
☐ Other

Regulatory Requirement
☐ NY TOGS ☐ NY Part 375
☐ AWQ Standards ☐ NY CP-51
☑ NY Restricted Use ☐ Other
☑ NY Unrestricted Use
☐ NYC Sewer Discharge

Billing Information
☑ Same as Client Info
PO #

Disposal Site Information
Please identify below location of applicable disposal facilities.
Disposal Facility:
☐ NJ ☐ NY
☐ Other:

These samples have been previously analyzed by Alpha ☐

Other project specific requirements/comments:
Analytical methods in "Analysis" columns should include all compounds included in NYSDEC Part 375-6.8 and CP-51

Please specify Metals or TAL.

Sample Filtration
☐ Done
☐ Lab to do
Preservation
☐ Lab to do
(Please Specify below)

ALPHA Lab ID (Lab Use Only)	Sample ID	Collection Date	Collection Time	Sample Matrix	Sampler's Initials	VOCs 8260	SVOCs 8270	Pesticides/PCBs 8081/8082	TAL Total Metals	MPFAAS	1,4-Dioxane 8270SIM			Sample Specific Comments	Total Bottle
02719-01	SB-1 (0-2')	1-18-22	1210	S	ZS	X	X	X	X						
-02	SB-1 (13-14')		1220	S	ZS	X	X	X	X						
-03	SB-1 (17-19')		1235	S	ZS	X	X	X	X						
-04	SB-2 (0-2')		1035	S	ZS	X	X	X	X	X	X				
-05	SB-2 (18-20')		1050	S	ZS	X	X	X	X						
-06	SB-3 (0-2')		0850	S	ZS	X	X	X	X						
-07	SB-3 (13-15')		0900	S	ZS	X	X	X	X						
-08	SB-4 (0-2')		0815	S	ZS	X	X	X	X						
-09	SB-4 (12-14')		1300	S	ZS	X	X	X	X						
-10	SB-5 (0-2')		0935	S	ZS	X	X	X	X						

Container Type	V	A	A	A	P	A	
Preservative	F	A	A	A	A	A	

Preservative Code:
A = None
B = HCl
C = HNO_3
D = H_2SO_4
E = NaOH
F = MeOH
G = $NaHSO_4$
H = $Na_2S_2O_3$
K/E = Zn Ac/NaOH
O = Other

Container Code
P = Plastic
A = Amber Glass
V = Vial
G = Glass
B = Bacteria Cup
C = Cube
O = Other
E = Encore
D = BOD Bottle

Westboro: Certification No: MA935
Mansfield: Certification No: MA015

Relinquished By:	Date/Time	Received By:	Date/Time
[illegible]	1-18-22/ 14:30	[illegible]	1/18/22 14:30
[illegible]	1/18/22 1825	[illegible]	1/19 1930
[illegible]	1/18 2300	[illegible]	1/18/22 2300

Please print clearly, legibly and completely. Samples can not be logged in and turnaround time clock will not start until any ambiguities are resolved. BY EXECUTING THIS COC, THE CLIENT HAS READ AND AGREES TO BE BOUND BY ALPHA'S TERMS & CONDITIONS. (See reverse side.)

Form No: 01-25 HC (rev. 30-Sept-2013)

NEW YORK CHAIN OF CUSTODY

ALPHA ANALYTICAL

Westborough, MA 01581
8 Walkup Dr.
TEL: 508-898-9220
FAX: 508-898-9193

Mansfield, MA 02048
320 Forbes Blvd
TEL: 508-822-9300
FAX: 508-822-3288

Service Centers
Mahwah, NJ 07430: 35 Whitney Rd, Suite 5
Albany, NY 12205: 14 Walker Way
Tonawanda, NY 14150: 275 Cooper Ave, Suite 105

Page 2 of 2

Date Rec'd in Lab: 01/18/22

ALPHA Job #: L2202719

Project Information
Project Name: Phase II 169 Third Ave
Project Location: 169 Third Ave, Brooklyn, NY
Project #: 0204090
(Use Project name as Project #) ☐
Project Manager: Mari Cate Conlon
ALPHAQuote #:

Turn-Around Time
Standard ☑ Due Date:
Rush (only if pre approved) ☐ # of Days:

Client Information
Client: Haley & Aldrich of New York
Address: 237 West 35th Street, Floor 16, New York, NY 10123
Phone:
Fax:
Email: MConlon@haleyaldrich.com

Deliverables
☐ ASP-A ☑ ASP-B
☐ EQuIS (1 File) ☐ EQuIS (4 File)
☐ Other

Regulatory Requirement
☐ NY TOGS ☐ NY Part 375
☐ AWQ Standards ☐ NY CP-51
☑ NY Restricted Use ☐ Other
☑ NY Unrestricted Use
☐ NYC Sewer Discharge

Billing Information
☑ Same as Client Info
PO #

Disposal Site Information
Please identify below location of applicable disposal facilities.
Disposal Facility:
☐ NJ ☐ NY
☐ Other:

These samples have been previously analyzed by Alpha ☐

Other project specific requirements/comments:
Analytical methods in "Analysis" columns should include all compounds included in NYSDEC Part 375-6.5 and CP-51

Please specify Metals or TAL.

ANALYSIS

Sample Filtration
☐ Done
☐ Lab to do
Preservation
☐ Lab to do
(Please Specify below)

ALPHA Lab ID (Lab Use Only)	Sample ID	Collection Date	Collection Time	Sample Matrix	Sampler's Initials	VOCs 8260	SVOCs 8270	Pesticides/PCBs 8081/8082	TAL Total Metals					Sample Specific Comments	Total Bottle
02719-11	SB-5 (13-15')	1-18-22	0953	S	ZS	X	X	X	X						
-12	SB-7 (0-2')	↓	1110	S	ZS	X	X	X	X						
-13	SB-7 (12-14')	↓	1130	S	ZS	X	X	X	X						
-14	DUP-20220118	↓	↓	S	ZS	X	X	X	X						
-15	TB01-20220118	↓	↓	TB	ZS	X									

Container Type	V	A	A	A				
Preservative	F	A	A	A				

Preservative Code:
A = None
B = HCl
C = HNO_3
D = H_2SO_4
E = NaOH
F = MeOH
G = $NaHSO_4$
H = $Na_2S_2O_3$
K/E = Zn Ac/NaOH
O = Other

Container Code
P = Plastic
A = Amber Glass
V = Vial
G = Glass
B = Bacteria Cup
C = Cube
O = Other
E = Encore
D = BOD Bottle

Westboro: Certification No: MA935
Mansfield: Certification No: MA015

Relinquished By:	Date/Time	Received By:	Date/Time
[illegible]	1-18-22 / 1450	[illegible]	1/18/22 1450
[illegible]	1/18/22 1828	[illegible]	1/18 1930
[illegible]	1/18 2300	[illegible]	1/18/22 2300

Please print clearly, legibly and completely. Samples can not be logged in and turnaround time clock will not start until any ambiguities are resolved. BY EXECUTING THIS COC, THE CLIENT HAS READ AND AGREES TO BE BOUND BY ALPHA'S TERMS & CONDITIONS. (See reverse side.)

Form No: 01-25 HC (rev. 30-Sept-2013)

ANALYTICAL REPORT

Lab Number:	L2202937
Client:	Haley & Aldrich 237 West 35th Street 16th Floor New York, NY 10123
ATTN:	Mari Cate Conlon
Phone:	(347) 271-1521
Project Name:	PHASE II 169 THIRD AVE
Project Number:	0204090
Report Date:	02/01/22

The original project report/data package is held by Alpha Analytical. This report/data package is paginated and should be reproduced only in its entirety. Alpha Analytical holds no responsibility for results and/or data that are not consistent with the original.

Certifications & Approvals: MA (M-MA086), NH NELAP (2064), CT (PH-0574), IL (200077), ME (MA00086), MD (348), NJ (MA935), NY (11148), NC (25700/666), PA (68-03671), RI (LAO00065), TX (T104704476), VT (VT-0935), VA (460195), USDA (Permit #P330-17-00196).

Eight Walkup Drive, Westborough, MA 01581-1019
508-898-9220 (Fax) 508-898-9193 800-624-9220 - www.alphalab.com

Project Name: PHASE II 169 THIRD AVE
Project Number: 0204090

Lab Number: L2202937
Report Date: 02/01/22

Alpha Sample ID	Client ID	Matrix	Sample Location	Collection Date/Time	Receive Date
L2202937-01	SB-6 (0-2')	SOIL	169 3RD AVENUE, BROOKLYN, NY	01/19/22 07:40	01/19/22
L2202937-02	SB-6 (12-14')	SOIL	169 3RD AVENUE, BROOKLYN, NY	01/19/22 07:52	01/19/22
L2202937-03	FIELD BLANK	WATER	169 3RD AVENUE, BROOKLYN, NY	01/19/22 12:30	01/19/22

Project Name:	PHASE II 169 THIRD AVE	**Lab Number:**	L2202937
Project Number:	0204090	**Report Date:**	02/01/22

Case Narrative

The samples were received in accordance with the Chain of Custody and no significant deviations were encountered during the preparation or analysis unless otherwise noted. Sample Receipt, Container Information, and the Chain of Custody are located at the back of the report.

Results contained within this report relate only to the samples submitted under this Alpha Lab Number and meet NELAP requirements for all NELAP accredited parameters unless otherwise noted in the following narrative. The data presented in this report is organized by parameter (i.e. VOC, SVOC, etc.). Sample specific Quality Control data (i.e. Surrogate Spike Recovery) is reported at the end of the target analyte list for each individual sample, followed by the Laboratory Batch Quality Control at the end of each parameter. Tentatively Identified Compounds (TICs), if requested, are reported for compounds identified to be present and are not part of the method/program Target Compound List, even if only a subset of the TCL are being reported. If a sample was re-analyzed or re-extracted due to a required quality control corrective action and if both sets of data are reported, the Laboratory ID of the re-analysis or re-extraction is designated with an "R" or "RE", respectively.

When multiple Batch Quality Control elements are reported (e.g. more than one LCS), the associated samples for each element are noted in the grey shaded header line of each data table. Any Laboratory Batch, Sample Specific % recovery or RPD value that is outside the listed Acceptance Criteria is bolded in the report. In reference to questions H (CAM) or 4 (RCP) when "NO" is checked, the performance criteria for CAM and RCP methods allow for some quality control failures to occur and still be within method compliance. In these instances, the specific failure is not narrated but noted in the associated QC Outlier Summary Report, located directly after the Case Narrative. QC information is also incorporated in the Data Usability Assessment table (Format 11) of our Data Merger tool, where it can be reviewed in conjunction with the sample result, associated regulatory criteria and any associated data usability implications.

Soil/sediments, solids and tissues are reported on a dry weight basis unless otherwise noted. Definitions of all data qualifiers and acronyms used in this report are provided in the Glossary located at the back of the report.

HOLD POLICY - For samples submitted on hold, Alpha's policy is to hold samples (with the exception of Air canisters) free of charge for 21 calendar days from the date the project is completed. After 21 calendar days, we will dispose of all samples submitted including those put on hold unless you have contacted your Alpha Project Manager and made arrangements for Alpha to continue to hold the samples. Air canisters will be disposed after 3 business days from the date the project is completed.

Please contact Project Management at 800-624-9220 with any questions.

Project Name:	PHASE II 169 THIRD AVE	**Lab Number:**	L2202937
Project Number:	0204090	**Report Date:**	02/01/22

Case Narrative (continued)

Report Submission

February 01, 2022: This final report includes the results of all requested analyses.

January 25, 2022: This is a preliminary report.

All non-detect (ND) or estimated concentrations (J-qualified) have been quantitated to the limit noted in the MDL column.

Sample Receipt

L2202937-03: Sample containers for the 1,4-Dioxane analysis were received for the "FIELD BLANK" sample, but were not listed on the chain of custody. At the client's request, the analysis was performed.

Semivolatile Organics

The WG1596965-2 LCS recovery, associated with L2202937-01 and -02, is below the acceptance criteria for benzoic acid (6%); however, it has been identified as a "difficult" analyte. The results of the associated samples are reported.

Perfluorinated Alkyl Acids by Isotope Dilution

L2202937-03 and WG1596378-1: Extracted Internal Standard recoveries were outside the acceptance criteria for individual analytes. Please refer to the surrogate section of the report for details.

Total Metals

L2202937-01 and -02: The sample has elevated detection limits for all elements, with the exception of mercury, due to the dilution required by matrix interferences encountered during analysis.

I, the undersigned, attest under the pains and penalties of perjury that, to the best of my knowledge and belief and based upon my personal inquiry of those responsible for providing the information contained in this analytical report, such information is accurate and complete. This certificate of analysis is not complete unless this page accompanies any and all pages of this report.

Authorized Signature: Kelly Stenstrom

Title: Technical Director/Representative

Date: 02/01/22

ORGANICS

VOLATILES

Project Name: PHASE II 169 THIRD AVE **Lab Number:** L2202937

Project Number: 0204090 **Report Date:** 02/01/22

SAMPLE RESULTS

Lab ID: L2202937-01
Client ID: SB-6 (0-2')
Sample Location: 169 3RD AVENUE, BROOKLYN, NY

Date Collected: 01/19/22 07:40
Date Received: 01/19/22
Field Prep: Not Specified

Sample Depth:
Matrix: Soil
Analytical Method: 1,8260C
Analytical Date: 01/20/22 13:55
Analyst: LAC
Percent Solids: 90%

Parameter	Result	Qualifier	Units	RL	MDL	Dilution Factor
Volatile Organics by EPA 5035 Low - Westborough Lab						
Methylene chloride	ND		ug/kg	4.5	2.0	1
1,1-Dichloroethane	ND		ug/kg	0.90	0.13	1
Chloroform	ND		ug/kg	1.3	0.12	1
Carbon tetrachloride	ND		ug/kg	0.90	0.20	1
1,2-Dichloropropane	ND		ug/kg	0.90	0.11	1
Dibromochloromethane	ND		ug/kg	0.90	0.12	1
1,1,2-Trichloroethane	ND		ug/kg	0.90	0.24	1
Tetrachloroethene	ND		ug/kg	0.45	0.18	1
Chlorobenzene	ND		ug/kg	0.45	0.11	1
Trichlorofluoromethane	ND		ug/kg	3.6	0.62	1
1,2-Dichloroethane	ND		ug/kg	0.90	0.23	1
1,1,1-Trichloroethane	ND		ug/kg	0.45	0.15	1
Bromodichloromethane	ND		ug/kg	0.45	0.10	1
trans-1,3-Dichloropropene	ND		ug/kg	0.90	0.24	1
cis-1,3-Dichloropropene	ND		ug/kg	0.45	0.14	1
1,3-Dichloropropene, Total	ND		ug/kg	0.45	0.14	1
1,1-Dichloropropene	ND		ug/kg	0.45	0.14	1
Bromoform	ND		ug/kg	3.6	0.22	1
1,1,2,2-Tetrachloroethane	ND		ug/kg	0.45	0.15	1
Benzene	ND		ug/kg	0.45	0.15	1
Toluene	ND		ug/kg	0.90	0.49	1
Ethylbenzene	ND		ug/kg	0.90	0.13	1
Chloromethane	ND		ug/kg	3.6	0.83	1
Bromomethane	ND		ug/kg	1.8	0.52	1
Vinyl chloride	ND		ug/kg	0.90	0.30	1
Chloroethane	ND		ug/kg	1.8	0.40	1
1,1-Dichloroethene	ND		ug/kg	0.90	0.21	1
trans-1,2-Dichloroethene	ND		ug/kg	1.3	0.12	1

Project Name: PHASE II 169 THIRD AVE **Lab Number:** L2202937

Project Number: 0204090 **Report Date:** 02/01/22

SAMPLE RESULTS

Lab ID: L2202937-01 Date Collected: 01/19/22 07:40

Client ID: SB-6 (0-2') Date Received: 01/19/22

Sample Location: 169 3RD AVENUE, BROOKLYN, NY Field Prep: Not Specified

Sample Depth:

Parameter	Result	Qualifier	Units	RL	MDL	Dilution Factor
Volatile Organics by EPA 5035 Low - Westborough Lab						
Trichloroethene	ND		ug/kg	0.45	0.12	1
1,2-Dichlorobenzene	ND		ug/kg	1.8	0.13	1
1,3-Dichlorobenzene	ND		ug/kg	1.8	0.13	1
1,4-Dichlorobenzene	ND		ug/kg	1.8	0.15	1
Methyl tert butyl ether	ND		ug/kg	1.8	0.18	1
p/m-Xylene	ND		ug/kg	1.8	0.50	1
o-Xylene	ND		ug/kg	0.90	0.26	1
Xylenes, Total	ND		ug/kg	0.90	0.26	1
cis-1,2-Dichloroethene	ND		ug/kg	0.90	0.16	1
1,2-Dichloroethene, Total	ND		ug/kg	0.90	0.12	1
Dibromomethane	ND		ug/kg	1.8	0.21	1
Styrene	ND		ug/kg	0.90	0.18	1
Dichlorodifluoromethane	ND		ug/kg	9.0	0.82	1
Acetone	ND		ug/kg	9.0	4.3	1
Carbon disulfide	ND		ug/kg	9.0	4.1	1
2-Butanone	ND		ug/kg	9.0	2.0	1
Vinyl acetate	ND		ug/kg	9.0	1.9	1
4-Methyl-2-pentanone	ND		ug/kg	9.0	1.1	1
1,2,3-Trichloropropane	ND		ug/kg	1.8	0.11	1
2-Hexanone	ND		ug/kg	9.0	1.0	1
Bromochloromethane	ND		ug/kg	1.8	0.18	1
2,2-Dichloropropane	ND		ug/kg	1.8	0.18	1
1,2-Dibromoethane	ND		ug/kg	0.90	0.25	1
1,3-Dichloropropane	ND		ug/kg	1.8	0.15	1
1,1,1,2-Tetrachloroethane	ND		ug/kg	0.45	0.12	1
Bromobenzene	ND		ug/kg	1.8	0.13	1
n-Butylbenzene	ND		ug/kg	0.90	0.15	1
sec-Butylbenzene	ND		ug/kg	0.90	0.13	1
tert-Butylbenzene	ND		ug/kg	1.8	0.10	1
o-Chlorotoluene	ND		ug/kg	1.8	0.17	1
p-Chlorotoluene	ND		ug/kg	1.8	0.10	1
1,2-Dibromo-3-chloropropane	ND		ug/kg	2.7	0.89	1
Hexachlorobutadiene	ND		ug/kg	3.6	0.15	1
Isopropylbenzene	ND		ug/kg	0.90	0.10	1
p-Isopropyltoluene	ND		ug/kg	0.90	0.10	1
Naphthalene	ND		ug/kg	3.6	0.58	1
Acrylonitrile	ND		ug/kg	3.6	1.0	1

Project Name: PHASE II 169 THIRD AVE **Lab Number:** L2202937

Project Number: 0204090 **Report Date:** 02/01/22

SAMPLE RESULTS

Lab ID: L2202937-01 Date Collected: 01/19/22 07:40

Client ID: SB-6 (0-2') Date Received: 01/19/22

Sample Location: 169 3RD AVENUE, BROOKLYN, NY Field Prep: Not Specified

Sample Depth:

Parameter	Result	Qualifier	Units	RL	MDL	Dilution Factor
Volatile Organics by EPA 5035 Low - Westborough Lab						
n-Propylbenzene	ND		ug/kg	0.90	0.15	1
1,2,3-Trichlorobenzene	ND		ug/kg	1.8	0.29	1
1,2,4-Trichlorobenzene	ND		ug/kg	1.8	0.24	1
1,3,5-Trimethylbenzene	ND		ug/kg	1.8	0.17	1
1,2,4-Trimethylbenzene	ND		ug/kg	1.8	0.30	1
1,4-Dioxane	ND		ug/kg	72	31.	1
p-Diethylbenzene	ND		ug/kg	1.8	0.16	1
p-Ethyltoluene	ND		ug/kg	1.8	0.34	1
1,2,4,5-Tetramethylbenzene	ND		ug/kg	1.8	0.17	1
Ethyl ether	ND		ug/kg	1.8	0.30	1
trans-1,4-Dichloro-2-butene	ND		ug/kg	4.5	1.3	1

Surrogate	% Recovery	Qualifier	Acceptance Criteria
1,2-Dichloroethane-d4	109		70-130
Toluene-d8	103		70-130
4-Bromofluorobenzene	103		70-130
Dibromofluoromethane	99		70-130

Project Name: PHASE II 169 THIRD AVE **Lab Number:** L2202937

Project Number: 0204090 **Report Date:** 02/01/22

SAMPLE RESULTS

Lab ID: L2202937-02
Client ID: SB-6 (12-14')
Sample Location: 169 3RD AVENUE, BROOKLYN, NY

Date Collected: 01/19/22 07:52
Date Received: 01/19/22
Field Prep: Not Specified

Sample Depth:
Matrix: Soil
Analytical Method: 1,8260C
Analytical Date: 01/20/22 14:20
Analyst: LAC
Percent Solids: 86%

Parameter	Result	Qualifier	Units	RL	MDL	Dilution Factor
Volatile Organics by EPA 5035 Low - Westborough Lab						
Methylene chloride	ND		ug/kg	5.2	2.4	1
1,1-Dichloroethane	ND		ug/kg	1.0	0.15	1
Chloroform	ND		ug/kg	1.5	0.14	1
Carbon tetrachloride	ND		ug/kg	1.0	0.24	1
1,2-Dichloropropane	ND		ug/kg	1.0	0.13	1
Dibromochloromethane	ND		ug/kg	1.0	0.14	1
1,1,2-Trichloroethane	ND		ug/kg	1.0	0.28	1
Tetrachloroethene	ND		ug/kg	0.52	0.20	1
Chlorobenzene	ND		ug/kg	0.52	0.13	1
Trichlorofluoromethane	ND		ug/kg	4.1	0.72	1
1,2-Dichloroethane	ND		ug/kg	1.0	0.26	1
1,1,1-Trichloroethane	ND		ug/kg	0.52	0.17	1
Bromodichloromethane	ND		ug/kg	0.52	0.11	1
trans-1,3-Dichloropropene	ND		ug/kg	1.0	0.28	1
cis-1,3-Dichloropropene	ND		ug/kg	0.52	0.16	1
1,3-Dichloropropene, Total	ND		ug/kg	0.52	0.16	1
1,1-Dichloropropene	ND		ug/kg	0.52	0.16	1
Bromoform	ND		ug/kg	4.1	0.25	1
1,1,2,2-Tetrachloroethane	ND		ug/kg	0.52	0.17	1
Benzene	ND		ug/kg	0.52	0.17	1
Toluene	ND		ug/kg	1.0	0.56	1
Ethylbenzene	ND		ug/kg	1.0	0.14	1
Chloromethane	ND		ug/kg	4.1	0.96	1
Bromomethane	ND		ug/kg	2.1	0.60	1
Vinyl chloride	ND		ug/kg	1.0	0.34	1
Chloroethane	ND		ug/kg	2.1	0.47	1
1,1-Dichloroethene	ND		ug/kg	1.0	0.24	1
trans-1,2-Dichloroethene	ND		ug/kg	1.5	0.14	1

Project Name: PHASE II 169 THIRD AVE **Lab Number:** L2202937

Project Number: 0204090 **Report Date:** 02/01/22

SAMPLE RESULTS

Lab ID: L2202937-02 Date Collected: 01/19/22 07:52

Client ID: SB-6 (12-14') Date Received: 01/19/22

Sample Location: 169 3RD AVENUE, BROOKLYN, NY Field Prep: Not Specified

Sample Depth:

Parameter	Result	Qualifier	Units	RL	MDL	Dilution Factor
Volatile Organics by EPA 5035 Low - Westborough Lab						
Trichloroethene	ND		ug/kg	0.52	0.14	1
1,2-Dichlorobenzene	ND		ug/kg	2.1	0.15	1
1,3-Dichlorobenzene	ND		ug/kg	2.1	0.15	1
1,4-Dichlorobenzene	ND		ug/kg	2.1	0.18	1
Methyl tert butyl ether	ND		ug/kg	2.1	0.21	1
p/m-Xylene	ND		ug/kg	2.1	0.58	1
o-Xylene	ND		ug/kg	1.0	0.30	1
Xylenes, Total	ND		ug/kg	1.0	0.30	1
cis-1,2-Dichloroethene	ND		ug/kg	1.0	0.18	1
1,2-Dichloroethene, Total	ND		ug/kg	1.0	0.14	1
Dibromomethane	ND		ug/kg	2.1	0.24	1
Styrene	ND		ug/kg	1.0	0.20	1
Dichlorodifluoromethane	ND		ug/kg	10	0.94	1
Acetone	25		ug/kg	10	5.0	1
Carbon disulfide	ND		ug/kg	10	4.7	1
2-Butanone	ND		ug/kg	10	2.3	1
Vinyl acetate	ND		ug/kg	10	2.2	1
4-Methyl-2-pentanone	ND		ug/kg	10	1.3	1
1,2,3-Trichloropropane	ND		ug/kg	2.1	0.13	1
2-Hexanone	ND		ug/kg	10	1.2	1
Bromochloromethane	ND		ug/kg	2.1	0.21	1
2,2-Dichloropropane	ND		ug/kg	2.1	0.21	1
1,2-Dibromoethane	ND		ug/kg	1.0	0.29	1
1,3-Dichloropropane	ND		ug/kg	2.1	0.17	1
1,1,1,2-Tetrachloroethane	ND		ug/kg	0.52	0.14	1
Bromobenzene	ND		ug/kg	2.1	0.15	1
n-Butylbenzene	ND		ug/kg	1.0	0.17	1
sec-Butylbenzene	0.16	J	ug/kg	1.0	0.15	1
tert-Butylbenzene	ND		ug/kg	2.1	0.12	1
o-Chlorotoluene	ND		ug/kg	2.1	0.20	1
p-Chlorotoluene	ND		ug/kg	2.1	0.11	1
1,2-Dibromo-3-chloropropane	ND		ug/kg	3.1	1.0	1
Hexachlorobutadiene	ND		ug/kg	4.1	0.17	1
Isopropylbenzene	ND		ug/kg	1.0	0.11	1
p-Isopropyltoluene	ND		ug/kg	1.0	0.11	1
Naphthalene	ND		ug/kg	4.1	0.67	1
Acrylonitrile	ND		ug/kg	4.1	1.2	1

Project Name: PHASE II 169 THIRD AVE **Lab Number:** L2202937

Project Number: 0204090 **Report Date:** 02/01/22

SAMPLE RESULTS

Lab ID: L2202937-02 Date Collected: 01/19/22 07:52

Client ID: SB-6 (12-14') Date Received: 01/19/22

Sample Location: 169 3RD AVENUE, BROOKLYN, NY Field Prep: Not Specified

Sample Depth:

Parameter	Result	Qualifier	Units	RL	MDL	Dilution Factor
Volatile Organics by EPA 5035 Low - Westborough Lab						
n-Propylbenzene	ND		ug/kg	1.0	0.18	1
1,2,3-Trichlorobenzene	ND		ug/kg	2.1	0.33	1
1,2,4-Trichlorobenzene	ND		ug/kg	2.1	0.28	1
1,3,5-Trimethylbenzene	ND		ug/kg	2.1	0.20	1
1,2,4-Trimethylbenzene	ND		ug/kg	2.1	0.34	1
1,4-Dioxane	ND		ug/kg	82	36.	1
p-Diethylbenzene	ND		ug/kg	2.1	0.18	1
p-Ethyltoluene	ND		ug/kg	2.1	0.40	1
1,2,4,5-Tetramethylbenzene	ND		ug/kg	2.1	0.20	1
Ethyl ether	ND		ug/kg	2.1	0.35	1
trans-1,4-Dichloro-2-butene	ND		ug/kg	5.2	1.5	1

Surrogate	% Recovery	Qualifier	Acceptance Criteria
1,2-Dichloroethane-d4	117		70-130
Toluene-d8	100		70-130
4-Bromofluorobenzene	102		70-130
Dibromofluoromethane	106		70-130

Project Name: PHASE II 169 THIRD AVE **Lab Number:** L2202937

Project Number: 0204090 **Report Date:** 02/01/22

SAMPLE RESULTS

Lab ID: L2202937-03 Date Collected: 01/19/22 12:30
Client ID: FIELD BLANK Date Received: 01/19/22
Sample Location: 169 3RD AVENUE, BROOKLYN, NY Field Prep: Not Specified

Sample Depth:
Matrix: Water
Analytical Method: 1,8260C
Analytical Date: 01/20/22 13:44
Analyst: NLK

Parameter	Result	Qualifier	Units	RL	MDL	Dilution Factor
Volatile Organics by GC/MS - Westborough Lab						
Methylene chloride	ND		ug/l	2.5	0.70	1
1,1-Dichloroethane	ND		ug/l	2.5	0.70	1
Chloroform	ND		ug/l	2.5	0.70	1
Carbon tetrachloride	ND		ug/l	0.50	0.13	1
1,2-Dichloropropane	ND		ug/l	1.0	0.14	1
Dibromochloromethane	ND		ug/l	0.50	0.15	1
1,1,2-Trichloroethane	ND		ug/l	1.5	0.50	1
Tetrachloroethene	ND		ug/l	0.50	0.18	1
Chlorobenzene	ND		ug/l	2.5	0.70	1
Trichlorofluoromethane	ND		ug/l	2.5	0.70	1
1,2-Dichloroethane	ND		ug/l	0.50	0.13	1
1,1,1-Trichloroethane	ND		ug/l	2.5	0.70	1
Bromodichloromethane	ND		ug/l	0.50	0.19	1
trans-1,3-Dichloropropene	ND		ug/l	0.50	0.16	1
cis-1,3-Dichloropropene	ND		ug/l	0.50	0.14	1
1,3-Dichloropropene, Total	ND		ug/l	0.50	0.14	1
1,1-Dichloropropene	ND		ug/l	2.5	0.70	1
Bromoform	ND		ug/l	2.0	0.65	1
1,1,2,2-Tetrachloroethane	ND		ug/l	0.50	0.17	1
Benzene	ND		ug/l	0.50	0.16	1
Toluene	ND		ug/l	2.5	0.70	1
Ethylbenzene	ND		ug/l	2.5	0.70	1
Chloromethane	ND		ug/l	2.5	0.70	1
Bromomethane	ND		ug/l	2.5	0.70	1
Vinyl chloride	ND		ug/l	1.0	0.07	1
Chloroethane	ND		ug/l	2.5	0.70	1
1,1-Dichloroethene	ND		ug/l	0.50	0.17	1
trans-1,2-Dichloroethene	ND		ug/l	2.5	0.70	1

Project Name: PHASE II 169 THIRD AVE **Lab Number:** L2202937

Project Number: 0204090 **Report Date:** 02/01/22

SAMPLE RESULTS

Lab ID: L2202937-03 Date Collected: 01/19/22 12:30

Client ID: FIELD BLANK Date Received: 01/19/22

Sample Location: 169 3RD AVENUE, BROOKLYN, NY Field Prep: Not Specified

Sample Depth:

Parameter	Result	Qualifier	Units	RL	MDL	Dilution Factor
Volatile Organics by GC/MS - Westborough Lab						
Trichloroethene	ND		ug/l	0.50	0.18	1
1,2-Dichlorobenzene	ND		ug/l	2.5	0.70	1
1,3-Dichlorobenzene	ND		ug/l	2.5	0.70	1
1,4-Dichlorobenzene	ND		ug/l	2.5	0.70	1
Methyl tert butyl ether	ND		ug/l	2.5	0.70	1
p/m-Xylene	ND		ug/l	2.5	0.70	1
o-Xylene	ND		ug/l	2.5	0.70	1
Xylenes, Total	ND		ug/l	2.5	0.70	1
cis-1,2-Dichloroethene	ND		ug/l	2.5	0.70	1
1,2-Dichloroethene, Total	ND		ug/l	2.5	0.70	1
Dibromomethane	ND		ug/l	5.0	1.0	1
1,2,3-Trichloropropane	ND		ug/l	2.5	0.70	1
Acrylonitrile	ND		ug/l	5.0	1.5	1
Styrene	ND		ug/l	2.5	0.70	1
Dichlorodifluoromethane	ND		ug/l	5.0	1.0	1
Acetone	ND		ug/l	5.0	1.5	1
Carbon disulfide	ND		ug/l	5.0	1.0	1
2-Butanone	ND		ug/l	5.0	1.9	1
Vinyl acetate	ND		ug/l	5.0	1.0	1
4-Methyl-2-pentanone	ND		ug/l	5.0	1.0	1
2-Hexanone	ND		ug/l	5.0	1.0	1
Bromochloromethane	ND		ug/l	2.5	0.70	1
2,2-Dichloropropane	ND		ug/l	2.5	0.70	1
1,2-Dibromoethane	ND		ug/l	2.0	0.65	1
1,3-Dichloropropane	ND		ug/l	2.5	0.70	1
1,1,1,2-Tetrachloroethane	ND		ug/l	2.5	0.70	1
Bromobenzene	ND		ug/l	2.5	0.70	1
n-Butylbenzene	ND		ug/l	2.5	0.70	1
sec-Butylbenzene	ND		ug/l	2.5	0.70	1
tert-Butylbenzene	ND		ug/l	2.5	0.70	1
o-Chlorotoluene	ND		ug/l	2.5	0.70	1
p-Chlorotoluene	ND		ug/l	2.5	0.70	1
1,2-Dibromo-3-chloropropane	ND		ug/l	2.5	0.70	1
Hexachlorobutadiene	ND		ug/l	2.5	0.70	1
Isopropylbenzene	ND		ug/l	2.5	0.70	1
p-Isopropyltoluene	ND		ug/l	2.5	0.70	1
Naphthalene	ND		ug/l	2.5	0.70	1

Project Name: PHASE II 169 THIRD AVE **Lab Number:** L2202937

Project Number: 0204090 **Report Date:** 02/01/22

SAMPLE RESULTS

Lab ID: L2202937-03 Date Collected: 01/19/22 12:30

Client ID: FIELD BLANK Date Received: 01/19/22

Sample Location: 169 3RD AVENUE, BROOKLYN, NY Field Prep: Not Specified

Sample Depth:

Parameter	Result	Qualifier	Units	RL	MDL	Dilution Factor
Volatile Organics by GC/MS - Westborough Lab						
n-Propylbenzene	ND		ug/l	2.5	0.70	1
1,2,3-Trichlorobenzene	ND		ug/l	2.5	0.70	1
1,2,4-Trichlorobenzene	ND		ug/l	2.5	0.70	1
1,3,5-Trimethylbenzene	ND		ug/l	2.5	0.70	1
1,2,4-Trimethylbenzene	ND		ug/l	2.5	0.70	1
1,4-Dioxane	ND		ug/l	250	61.	1
p-Diethylbenzene	ND		ug/l	2.0	0.70	1
p-Ethyltoluene	ND		ug/l	2.0	0.70	1
1,2,4,5-Tetramethylbenzene	ND		ug/l	2.0	0.54	1
Ethyl ether	ND		ug/l	2.5	0.70	1
trans-1,4-Dichloro-2-butene	ND		ug/l	2.5	0.70	1

Surrogate	% Recovery	Qualifier	Acceptance Criteria
1,2-Dichloroethane-d4	126		70-130
Toluene-d8	97		70-130
4-Bromofluorobenzene	102		70-130
Dibromofluoromethane	107		70-130

Project Name: PHASE II 169 THIRD AVE **Lab Number:** L2202937

Project Number: 0204090 **Report Date:** 02/01/22

Method Blank Analysis
Batch Quality Control

Analytical Method: 1,8260C
Analytical Date: 01/20/22 07:29
Analyst: MV

Parameter	Result	Qualifier	Units	RL	MDL
Volatile Organics by EPA 5035 Low - Westborough Lab for sample(s): 01-02 Batch: WG1596291-5					
Methylene chloride	ND		ug/kg	5.0	2.3
1,1-Dichloroethane	ND		ug/kg	1.0	0.14
Chloroform	ND		ug/kg	1.5	0.14
Carbon tetrachloride	ND		ug/kg	1.0	0.23
1,2-Dichloropropane	ND		ug/kg	1.0	0.12
Dibromochloromethane	ND		ug/kg	1.0	0.14
1,1,2-Trichloroethane	ND		ug/kg	1.0	0.27
Tetrachloroethene	ND		ug/kg	0.50	0.20
Chlorobenzene	ND		ug/kg	0.50	0.13
Trichlorofluoromethane	ND		ug/kg	4.0	0.70
1,2-Dichloroethane	ND		ug/kg	1.0	0.26
1,1,1-Trichloroethane	ND		ug/kg	0.50	0.17
Bromodichloromethane	ND		ug/kg	0.50	0.11
trans-1,3-Dichloropropene	ND		ug/kg	1.0	0.27
cis-1,3-Dichloropropene	ND		ug/kg	0.50	0.16
1,3-Dichloropropene, Total	ND		ug/kg	0.50	0.16
1,1-Dichloropropene	ND		ug/kg	0.50	0.16
Bromoform	ND		ug/kg	4.0	0.25
1,1,2,2-Tetrachloroethane	ND		ug/kg	0.50	0.17
Benzene	ND		ug/kg	0.50	0.17
Toluene	ND		ug/kg	1.0	0.54
Ethylbenzene	ND		ug/kg	1.0	0.14
Chloromethane	ND		ug/kg	4.0	0.93
Bromomethane	ND		ug/kg	2.0	0.58
Vinyl chloride	ND		ug/kg	1.0	0.34
Chloroethane	ND		ug/kg	2.0	0.45
1,1-Dichloroethene	ND		ug/kg	1.0	0.24
trans-1,2-Dichloroethene	ND		ug/kg	1.5	0.14
Trichloroethene	ND		ug/kg	0.50	0.14

Project Name: PHASE II 169 THIRD AVE **Lab Number:** L2202937

Project Number: 0204090 **Report Date:** 02/01/22

Method Blank Analysis
Batch Quality Control

Analytical Method: 1,8260C
Analytical Date: 01/20/22 07:29
Analyst: MV

Parameter	Result	Qualifier	Units	RL	MDL
Volatile Organics by EPA 5035 Low - Westborough Lab for sample(s): 01-02 Batch: WG1596291-5					
1,2-Dichlorobenzene	ND		ug/kg	2.0	0.14
1,3-Dichlorobenzene	ND		ug/kg	2.0	0.15
1,4-Dichlorobenzene	ND		ug/kg	2.0	0.17
Methyl tert butyl ether	ND		ug/kg	2.0	0.20
p/m-Xylene	ND		ug/kg	2.0	0.56
o-Xylene	ND		ug/kg	1.0	0.29
Xylenes, Total	ND		ug/kg	1.0	0.29
cis-1,2-Dichloroethene	ND		ug/kg	1.0	0.18
1,2-Dichloroethene, Total	ND		ug/kg	1.0	0.14
Dibromomethane	ND		ug/kg	2.0	0.24
Styrene	ND		ug/kg	1.0	0.20
Dichlorodifluoromethane	ND		ug/kg	10	0.92
Acetone	ND		ug/kg	10	4.8
Carbon disulfide	ND		ug/kg	10	4.6
2-Butanone	ND		ug/kg	10	2.2
Vinyl acetate	ND		ug/kg	10	2.2
4-Methyl-2-pentanone	ND		ug/kg	10	1.3
1,2,3-Trichloropropane	ND		ug/kg	2.0	0.13
2-Hexanone	ND		ug/kg	10	1.2
Bromochloromethane	ND		ug/kg	2.0	0.20
2,2-Dichloropropane	ND		ug/kg	2.0	0.20
1,2-Dibromoethane	ND		ug/kg	1.0	0.28
1,3-Dichloropropane	ND		ug/kg	2.0	0.17
1,1,1,2-Tetrachloroethane	ND		ug/kg	0.50	0.13
Bromobenzene	ND		ug/kg	2.0	0.14
n-Butylbenzene	ND		ug/kg	1.0	0.17
sec-Butylbenzene	ND		ug/kg	1.0	0.15
tert-Butylbenzene	ND		ug/kg	2.0	0.12
o-Chlorotoluene	ND		ug/kg	2.0	0.19

Project Name: PHASE II 169 THIRD AVE **Lab Number:** L2202937

Project Number: 0204090 **Report Date:** 02/01/22

Method Blank Analysis
Batch Quality Control

Analytical Method: 1,8260C
Analytical Date: 01/20/22 07:29
Analyst: MV

Parameter	Result	Qualifier	Units	RL	MDL
Volatile Organics by EPA 5035 Low - Westborough Lab for sample(s): 01-02 Batch: WG1596291-5					
p-Chlorotoluene	ND		ug/kg	2.0	0.11
1,2-Dibromo-3-chloropropane	ND		ug/kg	3.0	1.0
Hexachlorobutadiene	ND		ug/kg	4.0	0.17
Isopropylbenzene	ND		ug/kg	1.0	0.11
p-Isopropyltoluene	ND		ug/kg	1.0	0.11
Naphthalene	ND		ug/kg	4.0	0.65
Acrylonitrile	ND		ug/kg	4.0	1.2
n-Propylbenzene	ND		ug/kg	1.0	0.17
1,2,3-Trichlorobenzene	ND		ug/kg	2.0	0.32
1,2,4-Trichlorobenzene	ND		ug/kg	2.0	0.27
1,3,5-Trimethylbenzene	ND		ug/kg	2.0	0.19
1,2,4-Trimethylbenzene	ND		ug/kg	2.0	0.33
1,4-Dioxane	ND		ug/kg	80	35.
p-Diethylbenzene	ND		ug/kg	2.0	0.18
p-Ethyltoluene	ND		ug/kg	2.0	0.38
1,2,4,5-Tetramethylbenzene	ND		ug/kg	2.0	0.19
Ethyl ether	ND		ug/kg	2.0	0.34
trans-1,4-Dichloro-2-butene	ND		ug/kg	5.0	1.4

Surrogate	%Recovery	Qualifier	Acceptance Criteria
1,2-Dichloroethane-d4	106		70-130
Toluene-d8	103		70-130
4-Bromofluorobenzene	99		70-130
Dibromofluoromethane	99		70-130

Project Name: PHASE II 169 THIRD AVE **Lab Number:** L2202937

Project Number: 0204090 **Report Date:** 02/01/22

Method Blank Analysis
Batch Quality Control

Analytical Method: 1,8260C
Analytical Date: 01/20/22 13:18
Analyst: PD

Parameter	Result	Qualifier	Units	RL	MDL
Volatile Organics by GC/MS - Westborough Lab for sample(s): 03 Batch: WG1596758-5					
Methylene chloride	ND		ug/l	2.5	0.70
1,1-Dichloroethane	ND		ug/l	2.5	0.70
Chloroform	ND		ug/l	2.5	0.70
Carbon tetrachloride	ND		ug/l	0.50	0.13
1,2-Dichloropropane	ND		ug/l	1.0	0.14
Dibromochloromethane	ND		ug/l	0.50	0.15
1,1,2-Trichloroethane	ND		ug/l	1.5	0.50
Tetrachloroethene	ND		ug/l	0.50	0.18
Chlorobenzene	ND		ug/l	2.5	0.70
Trichlorofluoromethane	ND		ug/l	2.5	0.70
1,2-Dichloroethane	ND		ug/l	0.50	0.13
1,1,1-Trichloroethane	ND		ug/l	2.5	0.70
Bromodichloromethane	ND		ug/l	0.50	0.19
trans-1,3-Dichloropropene	ND		ug/l	0.50	0.16
cis-1,3-Dichloropropene	ND		ug/l	0.50	0.14
1,3-Dichloropropene, Total	ND		ug/l	0.50	0.14
1,1-Dichloropropene	ND		ug/l	2.5	0.70
Bromoform	ND		ug/l	2.0	0.65
1,1,2,2-Tetrachloroethane	ND		ug/l	0.50	0.17
Benzene	ND		ug/l	0.50	0.16
Toluene	ND		ug/l	2.5	0.70
Ethylbenzene	ND		ug/l	2.5	0.70
Chloromethane	ND		ug/l	2.5	0.70
Bromomethane	ND		ug/l	2.5	0.70
Vinyl chloride	ND		ug/l	1.0	0.07
Chloroethane	ND		ug/l	2.5	0.70
1,1-Dichloroethene	ND		ug/l	0.50	0.17
trans-1,2-Dichloroethene	ND		ug/l	2.5	0.70
Trichloroethene	ND		ug/l	0.50	0.18

Project Name: PHASE II 169 THIRD AVE **Lab Number:** L2202937

Project Number: 0204090 **Report Date:** 02/01/22

Method Blank Analysis
Batch Quality Control

Analytical Method: 1,8260C
Analytical Date: 01/20/22 13:18
Analyst: PD

Parameter	Result	Qualifier	Units	RL	MDL
Volatile Organics by GC/MS - Westborough Lab for sample(s): 03 Batch: WG1596758-5					
1,2-Dichlorobenzene	ND		ug/l	2.5	0.70
1,3-Dichlorobenzene	ND		ug/l	2.5	0.70
1,4-Dichlorobenzene	ND		ug/l	2.5	0.70
Methyl tert butyl ether	ND		ug/l	2.5	0.70
p/m-Xylene	ND		ug/l	2.5	0.70
o-Xylene	ND		ug/l	2.5	0.70
Xylenes, Total	ND		ug/l	2.5	0.70
cis-1,2-Dichloroethene	ND		ug/l	2.5	0.70
1,2-Dichloroethene, Total	ND		ug/l	2.5	0.70
Dibromomethane	ND		ug/l	5.0	1.0
1,2,3-Trichloropropane	ND		ug/l	2.5	0.70
Acrylonitrile	ND		ug/l	5.0	1.5
Styrene	ND		ug/l	2.5	0.70
Dichlorodifluoromethane	ND		ug/l	5.0	1.0
Acetone	ND		ug/l	5.0	1.5
Carbon disulfide	ND		ug/l	5.0	1.0
2-Butanone	ND		ug/l	5.0	1.9
Vinyl acetate	ND		ug/l	5.0	1.0
4-Methyl-2-pentanone	ND		ug/l	5.0	1.0
2-Hexanone	ND		ug/l	5.0	1.0
Bromochloromethane	ND		ug/l	2.5	0.70
2,2-Dichloropropane	ND		ug/l	2.5	0.70
1,2-Dibromoethane	ND		ug/l	2.0	0.65
1,3-Dichloropropane	ND		ug/l	2.5	0.70
1,1,1,2-Tetrachloroethane	ND		ug/l	2.5	0.70
Bromobenzene	ND		ug/l	2.5	0.70
n-Butylbenzene	ND		ug/l	2.5	0.70
sec-Butylbenzene	ND		ug/l	2.5	0.70
tert-Butylbenzene	ND		ug/l	2.5	0.70

Project Name: PHASE II 169 THIRD AVE **Lab Number:** L2202937

Project Number: 0204090 **Report Date:** 02/01/22

Method Blank Analysis
Batch Quality Control

Analytical Method: 1,8260C
Analytical Date: 01/20/22 13:18
Analyst: PD

Parameter	Result	Qualifier	Units	RL	MDL
Volatile Organics by GC/MS - Westborough Lab for sample(s): 03 Batch: WG1596758-5					
o-Chlorotoluene	ND		ug/l	2.5	0.70
p-Chlorotoluene	ND		ug/l	2.5	0.70
1,2-Dibromo-3-chloropropane	ND		ug/l	2.5	0.70
Hexachlorobutadiene	ND		ug/l	2.5	0.70
Isopropylbenzene	ND		ug/l	2.5	0.70
p-Isopropyltoluene	ND		ug/l	2.5	0.70
Naphthalene	ND		ug/l	2.5	0.70
n-Propylbenzene	ND		ug/l	2.5	0.70
1,2,3-Trichlorobenzene	ND		ug/l	2.5	0.70
1,2,4-Trichlorobenzene	ND		ug/l	2.5	0.70
1,3,5-Trimethylbenzene	ND		ug/l	2.5	0.70
1,2,4-Trimethylbenzene	ND		ug/l	2.5	0.70
1,4-Dioxane	ND		ug/l	250	61.
p-Diethylbenzene	ND		ug/l	2.0	0.70
p-Ethyltoluene	ND		ug/l	2.0	0.70
1,2,4,5-Tetramethylbenzene	ND		ug/l	2.0	0.54
Ethyl ether	ND		ug/l	2.5	0.70
trans-1,4-Dichloro-2-butene	ND		ug/l	2.5	0.70

Surrogate	%Recovery	Qualifier	Acceptance Criteria
1,2-Dichloroethane-d4	122		70-130
Toluene-d8	100		70-130
4-Bromofluorobenzene	101		70-130
Dibromofluoromethane	105		70-130

Lab Control Sample Analysis
Batch Quality Control

Project Name: PHASE II 169 THIRD AVE
Project Number: 0204090

Lab Number: L2202937
Report Date: 02/01/22

Parameter	LCS %Recovery	Qual	LCSD %Recovery	Qual	%Recovery Limits	RPD	Qual	RPD Limits
Volatile Organics by EPA 5035 Low - Westborough Lab Associated sample(s): 01-02 Batch: WG1596291-3 WG1596291-4								
Methylene chloride	84		84		70-130	0		30
1,1-Dichloroethane	95		96		70-130	1		30
Chloroform	90		92		70-130	2		30
Carbon tetrachloride	87		90		70-130	3		30
1,2-Dichloropropane	97		98		70-130	1		30
Dibromochloromethane	95		95		70-130	0		30
1,1,2-Trichloroethane	95		94		70-130	1		30
Tetrachloroethene	89		91		70-130	2		30
Chlorobenzene	91		92		70-130	1		30
Trichlorofluoromethane	92		96		70-139	4		30
1,2-Dichloroethane	96		95		70-130	1		30
1,1,1-Trichloroethane	91		93		70-130	2		30
Bromodichloromethane	93		94		70-130	1		30
trans-1,3-Dichloropropene	96		96		70-130	0		30
cis-1,3-Dichloropropene	98		98		70-130	0		30
1,1-Dichloropropene	93		96		70-130	3		30
Bromoform	90		89		70-130	1		30
1,1,2,2-Tetrachloroethane	97		94		70-130	3		30
Benzene	91		92		70-130	1		30
Toluene	90		92		70-130	2		30
Ethylbenzene	92		93		70-130	1		30
Chloromethane	102		102		52-130	0		30
Bromomethane	103		110		57-147	7		30

Lab Control Sample Analysis
Batch Quality Control

Project Name: PHASE II 169 THIRD AVE
Project Number: 0204090

Lab Number: L2202937
Report Date: 02/01/22

Parameter	LCS %Recovery	Qual	LCSD %Recovery	Qual	%Recovery Limits	RPD	Qual	RPD Limits
Volatile Organics by EPA 5035 Low - Westborough Lab Associated sample(s): 01-02 Batch: WG1596291-3 WG1596291-4								
Vinyl chloride	97		97		67-130	0		30
Chloroethane	96		97		50-151	1		30
1,1-Dichloroethene	87		89		65-135	2		30
trans-1,2-Dichloroethene	90		91		70-130	1		30
Trichloroethene	91		92		70-130	1		30
1,2-Dichlorobenzene	91		92		70-130	1		30
1,3-Dichlorobenzene	94		95		70-130	1		30
1,4-Dichlorobenzene	91		94		70-130	3		30
Methyl tert butyl ether	89		87		66-130	2		30
p/m-Xylene	93		94		70-130	1		30
o-Xylene	93		94		70-130	1		30
cis-1,2-Dichloroethene	88		90		70-130	2		30
Dibromomethane	93		91		70-130	2		30
Styrene	93		94		70-130	1		30
Dichlorodifluoromethane	100		101		30-146	1		30
Acetone	62		57		54-140	8		30
Carbon disulfide	85		86		59-130	1		30
2-Butanone	**68**	Q	**66**	Q	70-130	3		30
Vinyl acetate	99		97		70-130	2		30
4-Methyl-2-pentanone	89		86		70-130	3		30
1,2,3-Trichloropropane	95		92		68-130	3		30
2-Hexanone	80		76		70-130	5		30
Bromochloromethane	86		85		70-130	1		30

Lab Control Sample Analysis
Batch Quality Control

Project Name: PHASE II 169 THIRD AVE
Project Number: 0204090

Lab Number: L2202937
Report Date: 02/01/22

Parameter	LCS %Recovery	Qual	LCSD %Recovery	Qual	%Recovery Limits	RPD	Qual	RPD Limits
Volatile Organics by EPA 5035 Low - Westborough Lab Associated sample(s): 01-02 Batch: WG1596291-3 WG1596291-4								
2,2-Dichloropropane	89		92		70-130	3		30
1,2-Dibromoethane	87		85		70-130	2		30
1,3-Dichloropropane	96		95		69-130	1		30
1,1,1,2-Tetrachloroethane	91		92		70-130	1		30
Bromobenzene	90		90		70-130	0		30
n-Butylbenzene	104		106		70-130	2		30
sec-Butylbenzene	95		98		70-130	3		30
tert-Butylbenzene	92		94		70-130	2		30
o-Chlorotoluene	80		81		70-130	1		30
p-Chlorotoluene	95		98		70-130	3		30
1,2-Dibromo-3-chloropropane	78		76		68-130	3		30
Hexachlorobutadiene	84		87		67-130	4		30
Isopropylbenzene	94		96		70-130	2		30
p-Isopropyltoluene	96		98		70-130	2		30
Naphthalene	84		82		70-130	2		30
Acrylonitrile	94		89		70-130	5		30
n-Propylbenzene	98		101		70-130	3		30
1,2,3-Trichlorobenzene	84		84		70-130	0		30
1,2,4-Trichlorobenzene	91		91		70-130	0		30
1,3,5-Trimethylbenzene	93		95		70-130	2		30
1,2,4-Trimethylbenzene	94		95		70-130	1		30
1,4-Dioxane	91		83		65-136	9		30
p-Diethylbenzene	100		101		70-130	1		30

Lab Control Sample Analysis
Batch Quality Control

Project Name: PHASE II 169 THIRD AVE
Project Number: 0204090
Lab Number: L2202937
Report Date: 02/01/22

Parameter	LCS %Recovery	Qual	LCSD %Recovery	Qual	%Recovery Limits	RPD	Qual	RPD Limits
Volatile Organics by EPA 5035 Low - Westborough Lab Associated sample(s): 01-02 Batch: WG1596291-3 WG1596291-4								
p-Ethyltoluene	98		100		70-130	2		30
1,2,4,5-Tetramethylbenzene	95		96		70-130	1		30
Ethyl ether	93		90		67-130	3		30
trans-1,4-Dichloro-2-butene	94		99		70-130	5		30

Surrogate	LCS %Recovery	Qual	LCSD %Recovery	Qual	Acceptance Criteria
1,2-Dichloroethane-d4	105		105		70-130
Toluene-d8	104		104		70-130
4-Bromofluorobenzene	102		101		70-130
Dibromofluoromethane	100		99		70-130

Lab Control Sample Analysis
Batch Quality Control

Project Name: PHASE II 169 THIRD AVE
Project Number: 0204090

Lab Number: L2202937
Report Date: 02/01/22

Parameter	LCS %Recovery	Qual	LCSD %Recovery	Qual	%Recovery Limits	RPD	Qual	RPD Limits
Volatile Organics by GC/MS - Westborough Lab Associated sample(s): 03 Batch: WG1596758-3 WG1596758-4								
Methylene chloride	100		97		70-130	3		20
1,1-Dichloroethane	110		100		70-130	10		20
Chloroform	110		110		70-130	0		20
Carbon tetrachloride	130		120		63-132	8		20
1,2-Dichloropropane	99		94		70-130	5		20
Dibromochloromethane	100		110		63-130	10		20
1,1,2-Trichloroethane	94		95		70-130	1		20
Tetrachloroethene	110		110		70-130	0		20
Chlorobenzene	100		99		75-130	1		20
Trichlorofluoromethane	130		120		62-150	8		20
1,2-Dichloroethane	120		120		70-130	0		20
1,1,1-Trichloroethane	130		120		67-130	8		20
Bromodichloromethane	110		110		67-130	0		20
trans-1,3-Dichloropropene	98		95		70-130	3		20
cis-1,3-Dichloropropene	92		93		70-130	1		20
1,1-Dichloropropene	100		100		70-130	0		20
Bromoform	100		95		54-136	5		20
1,1,2,2-Tetrachloroethane	86		85		67-130	1		20
Benzene	110		100		70-130	10		20
Toluene	110		100		70-130	10		20
Ethylbenzene	110		110		70-130	0		20
Chloromethane	110		110		64-130	0		20
Bromomethane	**230**	Q	**230**	Q	39-139	0		20

Lab Control Sample Analysis
Batch Quality Control

Project Name: PHASE II 169 THIRD AVE
Project Number: 0204090

Lab Number: L2202937
Report Date: 02/01/22

Parameter	LCS %Recovery	Qual	LCSD %Recovery	Qual	%Recovery Limits	RPD	Qual	RPD Limits
Volatile Organics by GC/MS - Westborough Lab Associated sample(s): 03 Batch: WG1596758-3 WG1596758-4								
Vinyl chloride	120		110		55-140	9		20
Chloroethane	130		130		55-138	0		20
1,1-Dichloroethene	110		99		61-145	11		20
trans-1,2-Dichloroethene	110		100		70-130	10		20
Trichloroethene	110		100		70-130	10		20
1,2-Dichlorobenzene	100		99		70-130	1		20
1,3-Dichlorobenzene	100		100		70-130	0		20
1,4-Dichlorobenzene	100		98		70-130	2		20
Methyl tert butyl ether	100		100		63-130	0		20
p/m-Xylene	105		105		70-130	0		20
o-Xylene	110		105		70-130	5		20
cis-1,2-Dichloroethene	100		100		70-130	0		20
Dibromomethane	110		110		70-130	0		20
1,2,3-Trichloropropane	96		96		64-130	0		20
Acrylonitrile	78		79		70-130	1		20
Styrene	95		90		70-130	5		20
Dichlorodifluoromethane	140		140		36-147	0		20
Acetone	74		79		58-148	7		20
Carbon disulfide	100		100		51-130	0		20
2-Butanone	72		69		63-138	4		20
Vinyl acetate	85		86		70-130	1		20
4-Methyl-2-pentanone	70		77		59-130	10		20
2-Hexanone	72		70		57-130	3		20

Lab Control Sample Analysis
Batch Quality Control

Project Name: PHASE II 169 THIRD AVE
Project Number: 0204090

Lab Number: L2202937
Report Date: 02/01/22

Parameter	LCS %Recovery	Qual	LCSD %Recovery	Qual	%Recovery Limits	RPD	Qual	RPD Limits
Volatile Organics by GC/MS - Westborough Lab Associated sample(s): 03 Batch: WG1596758-3 WG1596758-4								
Bromochloromethane	110		120		70-130	9		20
2,2-Dichloropropane	**140**	Q	**140**	Q	63-133	0		20
1,2-Dibromoethane	96		95		70-130	1		20
1,3-Dichloropropane	97		94		70-130	3		20
1,1,1,2-Tetrachloroethane	110		100		64-130	10		20
Bromobenzene	99		98		70-130	1		20
n-Butylbenzene	98		94		53-136	4		20
sec-Butylbenzene	99		95		70-130	4		20
tert-Butylbenzene	100		97		70-130	3		20
o-Chlorotoluene	110		100		70-130	10		20
p-Chlorotoluene	110		100		70-130	10		20
1,2-Dibromo-3-chloropropane	83		80		41-144	4		20
Hexachlorobutadiene	95		92		63-130	3		20
Isopropylbenzene	98		94		70-130	4		20
p-Isopropyltoluene	99		93		70-130	6		20
Naphthalene	80		80		70-130	0		20
n-Propylbenzene	110		100		69-130	10		20
1,2,3-Trichlorobenzene	93		92		70-130	1		20
1,2,4-Trichlorobenzene	87		85		70-130	2		20
1,3,5-Trimethylbenzene	110		100		64-130	10		20
1,2,4-Trimethylbenzene	97		91		70-130	6		20
1,4-Dioxane	88		92		56-162	4		20
p-Diethylbenzene	97		92		70-130	5		20

Lab Control Sample Analysis
Batch Quality Control

Project Name: PHASE II 169 THIRD AVE
Project Number: 0204090
Lab Number: L2202937
Report Date: 02/01/22

Parameter	LCS %Recovery	Qual	LCSD %Recovery	Qual	%Recovery Limits	RPD	Qual	RPD Limits
Volatile Organics by GC/MS - Westborough Lab Associated sample(s): 03 Batch: WG1596758-3 WG1596758-4								
p-Ethyltoluene	99		94		70-130	5		20
1,2,4,5-Tetramethylbenzene	83		79		70-130	5		20
Ethyl ether	93		94		59-134	1		20
trans-1,4-Dichloro-2-butene	90		90		70-130	0		20

Surrogate	LCS %Recovery	Qual	LCSD %Recovery	Qual	Acceptance Criteria
1,2-Dichloroethane-d4	124		123		70-130
Toluene-d8	101		100		70-130
4-Bromofluorobenzene	97		97		70-130
Dibromofluoromethane	104		105		70-130

SEMIVOLATILES

Project Name: PHASE II 169 THIRD AVE
Project Number: 0204090
Lab Number: L2202937
Report Date: 02/01/22

SAMPLE RESULTS

Lab ID: L2202937-01
Client ID: SB-6 (0-2')
Sample Location: 169 3RD AVENUE, BROOKLYN, NY

Date Collected: 01/19/22 07:40
Date Received: 01/19/22
Field Prep: Not Specified

Sample Depth:
Matrix: Soil
Analytical Method: 1,8270D
Analytical Date: 01/24/22 13:24
Analyst: IM
Percent Solids: 90%

Extraction Method: EPA 3546
Extraction Date: 01/22/22 08:01

Parameter	Result	Qualifier	Units	RL	MDL	Dilution Factor
Semivolatile Organics by GC/MS - Westborough Lab						
Acenaphthene	510		ug/kg	140	19.	1
1,2,4-Trichlorobenzene	ND		ug/kg	180	21.	1
Hexachlorobenzene	ND		ug/kg	110	20.	1
Bis(2-chloroethyl)ether	ND		ug/kg	160	24.	1
2-Chloronaphthalene	ND		ug/kg	180	18.	1
1,2-Dichlorobenzene	ND		ug/kg	180	32.	1
1,3-Dichlorobenzene	ND		ug/kg	180	31.	1
1,4-Dichlorobenzene	ND		ug/kg	180	31.	1
3,3'-Dichlorobenzidine	ND		ug/kg	180	48.	1
2,4-Dinitrotoluene	ND		ug/kg	180	36.	1
2,6-Dinitrotoluene	ND		ug/kg	180	31.	1
Fluoranthene	6600		ug/kg	110	21.	1
4-Chlorophenyl phenyl ether	ND		ug/kg	180	19.	1
4-Bromophenyl phenyl ether	ND		ug/kg	180	28.	1
Bis(2-chloroisopropyl)ether	ND		ug/kg	220	31.	1
Bis(2-chloroethoxy)methane	ND		ug/kg	190	18.	1
Hexachlorobutadiene	ND		ug/kg	180	26.	1
Hexachlorocyclopentadiene	ND		ug/kg	520	160	1
Hexachloroethane	ND		ug/kg	140	29.	1
Isophorone	ND		ug/kg	160	23.	1
Naphthalene	140	J	ug/kg	180	22.	1
Nitrobenzene	ND		ug/kg	160	27.	1
NDPA/DPA	ND		ug/kg	140	20.	1
n-Nitrosodi-n-propylamine	ND		ug/kg	180	28.	1
Bis(2-ethylhexyl)phthalate	ND		ug/kg	180	62.	1
Butyl benzyl phthalate	60	J	ug/kg	180	45.	1
Di-n-butylphthalate	ND		ug/kg	180	34.	1
Di-n-octylphthalate	ND		ug/kg	180	61.	1

Project Name: PHASE II 169 THIRD AVE **Lab Number:** L2202937

Project Number: 0204090 **Report Date:** 02/01/22

SAMPLE RESULTS

Lab ID: L2202937-01 Date Collected: 01/19/22 07:40

Client ID: SB-6 (0-2') Date Received: 01/19/22

Sample Location: 169 3RD AVENUE, BROOKLYN, NY Field Prep: Not Specified

Sample Depth:

Parameter	Result	Qualifier	Units	RL	MDL	Dilution Factor
Semivolatile Organics by GC/MS - Westborough Lab						
Diethyl phthalate	ND		ug/kg	180	17.	1
Dimethyl phthalate	ND		ug/kg	180	38.	1
Benzo(a)anthracene	3300		ug/kg	110	20.	1
Benzo(a)pyrene	2900		ug/kg	140	44.	1
Benzo(b)fluoranthene	3500		ug/kg	110	30.	1
Benzo(k)fluoranthene	1200		ug/kg	110	29.	1
Chrysene	3600		ug/kg	110	19.	1
Acenaphthylene	74	J	ug/kg	140	28.	1
Anthracene	1000		ug/kg	110	35.	1
Benzo(ghi)perylene	1700		ug/kg	140	21.	1
Fluorene	460		ug/kg	180	18.	1
Phenanthrene	6000		ug/kg	110	22.	1
Dibenzo(a,h)anthracene	400		ug/kg	110	21.	1
Indeno(1,2,3-cd)pyrene	1800		ug/kg	140	25.	1
Pyrene	6800		ug/kg	110	18.	1
Biphenyl	37	J	ug/kg	410	23.	1
4-Chloroaniline	ND		ug/kg	180	33.	1
2-Nitroaniline	ND		ug/kg	180	35.	1
3-Nitroaniline	ND		ug/kg	180	34.	1
4-Nitroaniline	ND		ug/kg	180	75.	1
Dibenzofuran	220		ug/kg	180	17.	1
2-Methylnaphthalene	120	J	ug/kg	220	22.	1
1,2,4,5-Tetrachlorobenzene	ND		ug/kg	180	19.	1
Acetophenone	26	J	ug/kg	180	22.	1
2,4,6-Trichlorophenol	ND		ug/kg	110	34.	1
p-Chloro-m-cresol	ND		ug/kg	180	27.	1
2-Chlorophenol	ND		ug/kg	180	21.	1
2,4-Dichlorophenol	ND		ug/kg	160	29.	1
2,4-Dimethylphenol	ND		ug/kg	180	59.	1
2-Nitrophenol	ND		ug/kg	390	68.	1
4-Nitrophenol	ND		ug/kg	250	74.	1
2,4-Dinitrophenol	ND		ug/kg	860	84.	1
4,6-Dinitro-o-cresol	ND		ug/kg	470	86.	1
Pentachlorophenol	ND		ug/kg	140	40.	1
Phenol	ND		ug/kg	180	27.	1
2-Methylphenol	ND		ug/kg	180	28.	1
3-Methylphenol/4-Methylphenol	ND		ug/kg	260	28.	1

Project Name: PHASE II 169 THIRD AVE **Lab Number:** L2202937

Project Number: 0204090 **Report Date:** 02/01/22

SAMPLE RESULTS

Lab ID: L2202937-01 Date Collected: 01/19/22 07:40

Client ID: SB-6 (0-2') Date Received: 01/19/22

Sample Location: 169 3RD AVENUE, BROOKLYN, NY Field Prep: Not Specified

Sample Depth:

Parameter	Result	Qualifier	Units	RL	MDL	Dilution Factor
Semivolatile Organics by GC/MS - Westborough Lab						
2,4,5-Trichlorophenol	ND		ug/kg	180	34.	1
Benzoic Acid	ND		ug/kg	580	180	1
Benzyl Alcohol	ND		ug/kg	180	55.	1
Carbazole	270		ug/kg	180	18.	1
1,4-Dioxane	ND		ug/kg	27	8.3	1

Surrogate	% Recovery	Qualifier	Acceptance Criteria
2-Fluorophenol	**24**	Q	25-120
Phenol-d6	60		10-120
Nitrobenzene-d5	72		23-120
2-Fluorobiphenyl	71		30-120
2,4,6-Tribromophenol	17		10-136
4-Terphenyl-d14	70		18-120

Project Name: PHASE II 169 THIRD AVE
Project Number: 0204090
Lab Number: L2202937
Report Date: 02/01/22

SAMPLE RESULTS

Lab ID: L2202937-02
Client ID: SB-6 (12-14')
Sample Location: 169 3RD AVENUE, BROOKLYN, NY

Date Collected: 01/19/22 07:52
Date Received: 01/19/22
Field Prep: Not Specified

Sample Depth:
Matrix: Soil
Analytical Method: 1,8270D
Analytical Date: 01/22/22 20:30
Analyst: IM
Percent Solids: 86%

Extraction Method: EPA 3546
Extraction Date: 01/22/22 08:01

Parameter	Result	Qualifier	Units	RL	MDL	Dilution Factor
Semivolatile Organics by GC/MS - Westborough Lab						
Acenaphthene	ND		ug/kg	150	20.	1
1,2,4-Trichlorobenzene	ND		ug/kg	190	22.	1
Hexachlorobenzene	ND		ug/kg	110	21.	1
Bis(2-chloroethyl)ether	ND		ug/kg	170	26.	1
2-Chloronaphthalene	ND		ug/kg	190	19.	1
1,2-Dichlorobenzene	ND		ug/kg	190	34.	1
1,3-Dichlorobenzene	ND		ug/kg	190	33.	1
1,4-Dichlorobenzene	ND		ug/kg	190	33.	1
3,3'-Dichlorobenzidine	ND		ug/kg	190	51.	1
2,4-Dinitrotoluene	ND		ug/kg	190	38.	1
2,6-Dinitrotoluene	ND		ug/kg	190	33.	1
Fluoranthene	63	J	ug/kg	110	22.	1
4-Chlorophenyl phenyl ether	ND		ug/kg	190	20.	1
4-Bromophenyl phenyl ether	ND		ug/kg	190	29.	1
Bis(2-chloroisopropyl)ether	ND		ug/kg	230	33.	1
Bis(2-chloroethoxy)methane	ND		ug/kg	210	19.	1
Hexachlorobutadiene	ND		ug/kg	190	28.	1
Hexachlorocyclopentadiene	ND		ug/kg	540	170	1
Hexachloroethane	ND		ug/kg	150	31.	1
Isophorone	ND		ug/kg	170	25.	1
Naphthalene	ND		ug/kg	190	23.	1
Nitrobenzene	ND		ug/kg	170	28.	1
NDPA/DPA	ND		ug/kg	150	22.	1
n-Nitrosodi-n-propylamine	ND		ug/kg	190	29.	1
Bis(2-ethylhexyl)phthalate	ND		ug/kg	190	66.	1
Butyl benzyl phthalate	ND		ug/kg	190	48.	1
Di-n-butylphthalate	ND		ug/kg	190	36.	1
Di-n-octylphthalate	ND		ug/kg	190	65.	1

Project Name: PHASE II 169 THIRD AVE **Lab Number:** L2202937

Project Number: 0204090 **Report Date:** 02/01/22

SAMPLE RESULTS

Lab ID: L2202937-02 Date Collected: 01/19/22 07:52

Client ID: SB-6 (12-14') Date Received: 01/19/22

Sample Location: 169 3RD AVENUE, BROOKLYN, NY Field Prep: Not Specified

Sample Depth:

Parameter	Result	Qualifier	Units	RL	MDL	Dilution Factor
Semivolatile Organics by GC/MS - Westborough Lab						
Diethyl phthalate	ND		ug/kg	190	18.	1
Dimethyl phthalate	ND		ug/kg	190	40.	1
Benzo(a)anthracene	30	J	ug/kg	110	21.	1
Benzo(a)pyrene	ND		ug/kg	150	46.	1
Benzo(b)fluoranthene	ND		ug/kg	110	32.	1
Benzo(k)fluoranthene	ND		ug/kg	110	30.	1
Chrysene	25	J	ug/kg	110	20.	1
Acenaphthylene	ND		ug/kg	150	29.	1
Anthracene	ND		ug/kg	110	37.	1
Benzo(ghi)perylene	ND		ug/kg	150	22.	1
Fluorene	ND		ug/kg	190	18.	1
Phenanthrene	76	J	ug/kg	110	23.	1
Dibenzo(a,h)anthracene	ND		ug/kg	110	22.	1
Indeno(1,2,3-cd)pyrene	ND		ug/kg	150	27.	1
Pyrene	48	J	ug/kg	110	19.	1
Biphenyl	ND		ug/kg	440	25.	1
4-Chloroaniline	ND		ug/kg	190	35.	1
2-Nitroaniline	ND		ug/kg	190	37.	1
3-Nitroaniline	ND		ug/kg	190	36.	1
4-Nitroaniline	ND		ug/kg	190	79.	1
Dibenzofuran	ND		ug/kg	190	18.	1
2-Methylnaphthalene	ND		ug/kg	230	23.	1
1,2,4,5-Tetrachlorobenzene	ND		ug/kg	190	20.	1
Acetophenone	ND		ug/kg	190	24.	1
2,4,6-Trichlorophenol	ND		ug/kg	110	36.	1
p-Chloro-m-cresol	ND		ug/kg	190	28.	1
2-Chlorophenol	ND		ug/kg	190	22.	1
2,4-Dichlorophenol	ND		ug/kg	170	31.	1
2,4-Dimethylphenol	ND		ug/kg	190	63.	1
2-Nitrophenol	ND		ug/kg	410	72.	1
4-Nitrophenol	ND		ug/kg	270	78.	1
2,4-Dinitrophenol	ND		ug/kg	920	89.	1
4,6-Dinitro-o-cresol	ND		ug/kg	500	92.	1
Pentachlorophenol	ND		ug/kg	150	42.	1
Phenol	ND		ug/kg	190	29.	1
2-Methylphenol	ND		ug/kg	190	30.	1
3-Methylphenol/4-Methylphenol	ND		ug/kg	270	30.	1

Project Name: PHASE II 169 THIRD AVE **Lab Number:** L2202937

Project Number: 0204090 **Report Date:** 02/01/22

SAMPLE RESULTS

Lab ID: L2202937-02 Date Collected: 01/19/22 07:52

Client ID: SB-6 (12-14') Date Received: 01/19/22

Sample Location: 169 3RD AVENUE, BROOKLYN, NY Field Prep: Not Specified

Sample Depth:

Parameter	Result	Qualifier	Units	RL	MDL	Dilution Factor
Semivolatile Organics by GC/MS - Westborough Lab						
2,4,5-Trichlorophenol	ND		ug/kg	190	36.	1
Benzoic Acid	ND		ug/kg	620	190	1
Benzyl Alcohol	ND		ug/kg	190	58.	1
Carbazole	ND		ug/kg	190	18.	1
1,4-Dioxane	ND		ug/kg	29	8.8	1

Surrogate	% Recovery	Qualifier	Acceptance Criteria
2-Fluorophenol	59		25-120
Phenol-d6	60		10-120
Nitrobenzene-d5	53		23-120
2-Fluorobiphenyl	63		30-120
2,4,6-Tribromophenol	62		10-136
4-Terphenyl-d14	51		18-120

Project Name: PHASE II 169 THIRD AVE
Project Number: 0204090
Lab Number: L2202937
Report Date: 02/01/22

SAMPLE RESULTS

Lab ID: L2202937-03
Client ID: FIELD BLANK
Sample Location: 169 3RD AVENUE, BROOKLYN, NY

Date Collected: 01/19/22 12:30
Date Received: 01/19/22
Field Prep: Not Specified

Sample Depth:
Matrix: Water
Analytical Method: 1,8270D
Analytical Date: 01/21/22 14:28
Analyst: CMM

Extraction Method: EPA 3510C
Extraction Date: 01/20/22 23:56

Parameter	Result	Qualifier	Units	RL	MDL	Dilution Factor
Semivolatile Organics by GC/MS - Westborough Lab						
Acenaphthene	ND		ug/l	2.0	0.44	1
1,2,4-Trichlorobenzene	ND		ug/l	5.0	0.50	1
Hexachlorobenzene	ND		ug/l	2.0	0.46	1
Bis(2-chloroethyl)ether	ND		ug/l	2.0	0.50	1
2-Chloronaphthalene	ND		ug/l	2.0	0.44	1
1,2-Dichlorobenzene	ND		ug/l	2.0	0.45	1
1,3-Dichlorobenzene	ND		ug/l	2.0	0.40	1
1,4-Dichlorobenzene	ND		ug/l	2.0	0.43	1
3,3'-Dichlorobenzidine	ND		ug/l	5.0	1.6	1
2,4-Dinitrotoluene	ND		ug/l	5.0	1.2	1
2,6-Dinitrotoluene	ND		ug/l	5.0	0.93	1
Fluoranthene	ND		ug/l	2.0	0.26	1
4-Chlorophenyl phenyl ether	ND		ug/l	2.0	0.49	1
4-Bromophenyl phenyl ether	ND		ug/l	2.0	0.38	1
Bis(2-chloroisopropyl)ether	ND		ug/l	2.0	0.53	1
Bis(2-chloroethoxy)methane	ND		ug/l	5.0	0.50	1
Hexachlorobutadiene	ND		ug/l	2.0	0.66	1
Hexachlorocyclopentadiene	ND		ug/l	20	0.69	1
Hexachloroethane	ND		ug/l	2.0	0.58	1
Isophorone	ND		ug/l	5.0	1.2	1
Naphthalene	ND		ug/l	2.0	0.46	1
Nitrobenzene	ND		ug/l	2.0	0.77	1
NDPA/DPA	ND		ug/l	2.0	0.42	1
n-Nitrosodi-n-propylamine	ND		ug/l	5.0	0.64	1
Bis(2-ethylhexyl)phthalate	ND		ug/l	3.0	1.5	1
Butyl benzyl phthalate	ND		ug/l	5.0	1.2	1
Di-n-butylphthalate	ND		ug/l	5.0	0.39	1
Di-n-octylphthalate	ND		ug/l	5.0	1.3	1

Project Name: PHASE II 169 THIRD AVE **Lab Number:** L2202937

Project Number: 0204090 **Report Date:** 02/01/22

SAMPLE RESULTS

Lab ID: L2202937-03 Date Collected: 01/19/22 12:30

Client ID: FIELD BLANK Date Received: 01/19/22

Sample Location: 169 3RD AVENUE, BROOKLYN, NY Field Prep: Not Specified

Sample Depth:

Parameter	Result	Qualifier	Units	RL	MDL	Dilution Factor
Semivolatile Organics by GC/MS - Westborough Lab						
Diethyl phthalate	ND		ug/l	5.0	0.38	1
Dimethyl phthalate	ND		ug/l	5.0	1.8	1
Benzo(a)anthracene	ND		ug/l	2.0	0.32	1
Benzo(a)pyrene	ND		ug/l	2.0	0.41	1
Benzo(b)fluoranthene	ND		ug/l	2.0	0.35	1
Benzo(k)fluoranthene	ND		ug/l	2.0	0.37	1
Chrysene	ND		ug/l	2.0	0.34	1
Acenaphthylene	ND		ug/l	2.0	0.46	1
Anthracene	ND		ug/l	2.0	0.33	1
Benzo(ghi)perylene	ND		ug/l	2.0	0.30	1
Fluorene	ND		ug/l	2.0	0.41	1
Phenanthrene	ND		ug/l	2.0	0.33	1
Dibenzo(a,h)anthracene	ND		ug/l	2.0	0.32	1
Indeno(1,2,3-cd)pyrene	ND		ug/l	2.0	0.40	1
Pyrene	ND		ug/l	2.0	0.28	1
Biphenyl	ND		ug/l	2.0	0.46	1
4-Chloroaniline	ND		ug/l	5.0	1.1	1
2-Nitroaniline	ND		ug/l	5.0	0.50	1
3-Nitroaniline	ND		ug/l	5.0	0.81	1
4-Nitroaniline	ND		ug/l	5.0	0.80	1
Dibenzofuran	ND		ug/l	2.0	0.50	1
2-Methylnaphthalene	ND		ug/l	2.0	0.45	1
1,2,4,5-Tetrachlorobenzene	ND		ug/l	10	0.44	1
Acetophenone	ND		ug/l	5.0	0.53	1
2,4,6-Trichlorophenol	ND		ug/l	5.0	0.61	1
p-Chloro-m-cresol	ND		ug/l	2.0	0.35	1
2-Chlorophenol	ND		ug/l	2.0	0.48	1
2,4-Dichlorophenol	ND		ug/l	5.0	0.41	1
2,4-Dimethylphenol	ND		ug/l	5.0	1.8	1
2-Nitrophenol	ND		ug/l	10	0.85	1
4-Nitrophenol	ND		ug/l	10	0.67	1
2,4-Dinitrophenol	ND		ug/l	20	6.6	1
4,6-Dinitro-o-cresol	ND		ug/l	10	1.8	1
Pentachlorophenol	ND		ug/l	10	1.8	1
Phenol	ND		ug/l	5.0	0.57	1
2-Methylphenol	ND		ug/l	5.0	0.49	1
3-Methylphenol/4-Methylphenol	ND		ug/l	5.0	0.48	1

Project Name: PHASE II 169 THIRD AVE **Lab Number:** L2202937

Project Number: 0204090 **Report Date:** 02/01/22

SAMPLE RESULTS

Lab ID: L2202937-03 Date Collected: 01/19/22 12:30

Client ID: FIELD BLANK Date Received: 01/19/22

Sample Location: 169 3RD AVENUE, BROOKLYN, NY Field Prep: Not Specified

Sample Depth:

Parameter	Result	Qualifier	Units	RL	MDL	Dilution Factor
Semivolatile Organics by GC/MS - Westborough Lab						
2,4,5-Trichlorophenol	ND		ug/l	5.0	0.77	1
Benzoic Acid	ND		ug/l	50	2.6	1
Benzyl Alcohol	ND		ug/l	2.0	0.59	1
Carbazole	ND		ug/l	2.0	0.49	1

Surrogate	% Recovery	Qualifier	Acceptance Criteria
2-Fluorophenol	71		21-120
Phenol-d6	52		10-120
Nitrobenzene-d5	73		23-120
2-Fluorobiphenyl	67		15-120
2,4,6-Tribromophenol	78		10-120
4-Terphenyl-d14	83		41-149

Project Name: PHASE II 169 THIRD AVE
Project Number: 0204090
Lab Number: L2202937
Report Date: 02/01/22

SAMPLE RESULTS

Lab ID: L2202937-03
Client ID: FIELD BLANK
Sample Location: 169 3RD AVENUE, BROOKLYN, NY

Date Collected: 01/19/22 12:30
Date Received: 01/19/22
Field Prep: Not Specified

Sample Depth:
Matrix: Water
Analytical Method: 1,8270D-SIM
Analytical Date: 01/31/22 20:10
Analyst: DB

Extraction Method: EPA 3510C
Extraction Date: 01/26/22 16:03

Parameter	Result	Qualifier	Units	RL	MDL	Dilution Factor
1,4 Dioxane by 8270D-SIM - Mansfield Lab						
1,4-Dioxane	ND		ng/l	139	31.4	1

Surrogate	% Recovery	Qualifier	Acceptance Criteria
1,4-Dioxane-d8	45		15-110

Project Name: PHASE II 169 THIRD AVE
Project Number: 0204090
Lab Number: L2202937
Report Date: 02/01/22

SAMPLE RESULTS

Lab ID: L2202937-03
Client ID: FIELD BLANK
Sample Location: 169 3RD AVENUE, BROOKLYN, NY

Date Collected: 01/19/22 12:30
Date Received: 01/19/22
Field Prep: Not Specified

Sample Depth:
Matrix: Water
Analytical Method: 134,LCMSMS-ID
Analytical Date: 01/21/22 21:36
Analyst: RS

Extraction Method: ALPHA 23528
Extraction Date: 01/20/22 19:21

Parameter	Result	Qualifier	Units	RL	MDL	Dilution Factor
Perfluorinated Alkyl Acids by Isotope Dilution - Mansfield Lab						
Perfluorobutanoic Acid (PFBA)	ND		ng/l	1.86	0.380	1
Perfluoropentanoic Acid (PFPeA)	ND		ng/l	1.86	0.369	1
Perfluorobutanesulfonic Acid (PFBS)	ND		ng/l	1.86	0.222	1
Perfluorohexanoic Acid (PFHxA)	ND		ng/l	1.86	0.306	1
Perfluoroheptanoic Acid (PFHpA)	ND		ng/l	1.86	0.210	1
Perfluorohexanesulfonic Acid (PFHxS)	ND		ng/l	1.86	0.350	1
Perfluorooctanoic Acid (PFOA)	ND		ng/l	1.86	0.220	1
1H,1H,2H,2H-Perfluorooctanesulfonic Acid (6:2FTS)	ND		ng/l	1.86	1.24	1
Perfluoroheptanesulfonic Acid (PFHpS)	ND		ng/l	1.86	0.641	1
Perfluorononanoic Acid (PFNA)	ND		ng/l	1.86	0.291	1
Perfluorooctanesulfonic Acid (PFOS)	ND		ng/l	1.86	0.470	1
Perfluorodecanoic Acid (PFDA)	ND		ng/l	1.86	0.283	1
1H,1H,2H,2H-Perfluorodecanesulfonic Acid (8:2FTS)	ND		ng/l	1.86	1.13	1
N-Methyl Perfluorooctanesulfonamidoacetic Acid (NMeFOSAA)	ND		ng/l	1.86	0.604	1
Perfluoroundecanoic Acid (PFUnA)	ND		ng/l	1.86	0.242	1
Perfluorodecanesulfonic Acid (PFDS)	ND		ng/l	1.86	0.913	1
Perfluorooctanesulfonamide (FOSA)	ND		ng/l	1.86	0.540	1
N-Ethyl Perfluorooctanesulfonamidoacetic Acid (NEtFOSAA)	ND		ng/l	1.86	0.749	1
Perfluorododecanoic Acid (PFDoA)	ND		ng/l	1.86	0.347	1
Perfluorotridecanoic Acid (PFTrDA)	ND		ng/l	1.86	0.305	1
Perfluorotetradecanoic Acid (PFTA)	0.883	J	ng/l	1.86	0.231	1
PFOA/PFOS, Total	ND		ng/l	1.86	0.220	1

Project Name: PHASE II 169 THIRD AVE **Lab Number:** L2202937

Project Number: 0204090 **Report Date:** 02/01/22

SAMPLE RESULTS

Lab ID: L2202937-03 Date Collected: 01/19/22 12:30

Client ID: FIELD BLANK Date Received: 01/19/22

Sample Location: 169 3RD AVENUE, BROOKLYN, NY Field Prep: Not Specified

Sample Depth:

Parameter	Result	Qualifier	Units	RL	MDL	Dilution Factor

Perfluorinated Alkyl Acids by Isotope Dilution - Mansfield Lab

Surrogate (Extracted Internal Standard)	% Recovery	Qualifier	Acceptance Criteria
Perfluoro[13C4]Butanoic Acid (MPFBA)	109		58-132
Perfluoro[13C5]Pentanoic Acid (M5PFPEA)	110		62-163
Perfluoro[2,3,4-13C3]Butanesulfonic Acid (M3PFBS)	**134**	Q	70-131
Perfluoro[1,2,3,4,6-13C5]Hexanoic Acid (M5PFHxA)	113		57-129
Perfluoro[1,2,3,4-13C4]Heptanoic Acid (M4PFHpA)	116		60-129
Perfluoro[1,2,3-13C3]Hexanesulfonic Acid (M3PFHxS)	123		71-134
Perfluoro[13C8]Octanoic Acid (M8PFOA)	105		62-129
1H,1H,2H,2H-Perfluoro[1,2-13C2]Octanesulfonic Acid (M2-6:2FTS)	140		14-147
Perfluoro[13C9]Nonanoic Acid (M9PFNA)	101		59-139
Perfluoro[13C8]Octanesulfonic Acid (M8PFOS)	115		69-131
Perfluoro[1,2,3,4,5,6-13C6]Decanoic Acid (M6PFDA)	98		62-124
1H,1H,2H,2H-Perfluoro[1,2-13C2]Decanesulfonic Acid (M2-8:2FTS)	135		10-162
N-Deuteriomethylperfluoro-1-octanesulfonamidoacetic Acid (d3-NMeFOSAA)	75		24-116
Perfluoro[1,2,3,4,5,6,7-13C7]Undecanoic Acid (M7-PFUDA)	106		55-137
Perfluoro[13C8]Octanesulfonamide (M8FOSA)	66		10-112
N-Deuterioethylperfluoro-1-octanesulfonamidoacetic Acid (d5-NEtFOSAA)	72		27-126
Perfluoro[1,2-13C2]Dodecanoic Acid (MPFDOA)	87		48-131
Perfluoro[1,2-13C2]Tetradecanoic Acid (M2PFTEDA)	73		22-136

Project Name: PHASE II 169 THIRD AVE
Project Number: 0204090

Lab Number: L2202937
Report Date: 02/01/22

Method Blank Analysis
Batch Quality Control

Analytical Method: 1,8270D
Analytical Date: 01/21/22 12:12
Analyst: CMM

Extraction Method: EPA 3510C
Extraction Date: 01/20/22 11:06

Parameter	Result	Qualifier	Units	RL	MDL
Semivolatile Organics by GC/MS - Westborough Lab for sample(s): 03 Batch: WG1596279-1					
Acenaphthene	ND		ug/l	2.0	0.44
1,2,4-Trichlorobenzene	ND		ug/l	5.0	0.50
Hexachlorobenzene	ND		ug/l	2.0	0.46
Bis(2-chloroethyl)ether	ND		ug/l	2.0	0.50
2-Chloronaphthalene	ND		ug/l	2.0	0.44
1,2-Dichlorobenzene	ND		ug/l	2.0	0.45
1,3-Dichlorobenzene	ND		ug/l	2.0	0.40
1,4-Dichlorobenzene	ND		ug/l	2.0	0.43
3,3'-Dichlorobenzidine	ND		ug/l	5.0	1.6
2,4-Dinitrotoluene	ND		ug/l	5.0	1.2
2,6-Dinitrotoluene	ND		ug/l	5.0	0.93
Fluoranthene	ND		ug/l	2.0	0.26
4-Chlorophenyl phenyl ether	ND		ug/l	2.0	0.49
4-Bromophenyl phenyl ether	ND		ug/l	2.0	0.38
Bis(2-chloroisopropyl)ether	ND		ug/l	2.0	0.53
Bis(2-chloroethoxy)methane	ND		ug/l	5.0	0.50
Hexachlorobutadiene	ND		ug/l	2.0	0.66
Hexachlorocyclopentadiene	ND		ug/l	20	0.69
Hexachloroethane	ND		ug/l	2.0	0.58
Isophorone	ND		ug/l	5.0	1.2
Naphthalene	ND		ug/l	2.0	0.46
Nitrobenzene	ND		ug/l	2.0	0.77
NDPA/DPA	ND		ug/l	2.0	0.42
n-Nitrosodi-n-propylamine	ND		ug/l	5.0	0.64
Bis(2-ethylhexyl)phthalate	1.6	J	ug/l	3.0	1.5
Butyl benzyl phthalate	ND		ug/l	5.0	1.2
Di-n-butylphthalate	ND		ug/l	5.0	0.39
Di-n-octylphthalate	ND		ug/l	5.0	1.3
Diethyl phthalate	ND		ug/l	5.0	0.38

Project Name: PHASE II 169 THIRD AVE
Project Number: 0204090

Lab Number: L2202937
Report Date: 02/01/22

Method Blank Analysis
Batch Quality Control

Analytical Method: 1,8270D
Analytical Date: 01/21/22 12:12
Analyst: CMM

Extraction Method: EPA 3510C
Extraction Date: 01/20/22 11:06

Parameter	Result	Qualifier	Units	RL	MDL
Semivolatile Organics by GC/MS - Westborough Lab for sample(s): 03 Batch: WG1596279-1					
Dimethyl phthalate	ND		ug/l	5.0	1.8
Benzo(a)anthracene	ND		ug/l	2.0	0.32
Benzo(a)pyrene	ND		ug/l	2.0	0.41
Benzo(b)fluoranthene	ND		ug/l	2.0	0.35
Benzo(k)fluoranthene	ND		ug/l	2.0	0.37
Chrysene	ND		ug/l	2.0	0.34
Acenaphthylene	ND		ug/l	2.0	0.46
Anthracene	ND		ug/l	2.0	0.33
Benzo(ghi)perylene	ND		ug/l	2.0	0.30
Fluorene	ND		ug/l	2.0	0.41
Phenanthrene	ND		ug/l	2.0	0.33
Dibenzo(a,h)anthracene	ND		ug/l	2.0	0.32
Indeno(1,2,3-cd)pyrene	ND		ug/l	2.0	0.40
Pyrene	ND		ug/l	2.0	0.28
Biphenyl	ND		ug/l	2.0	0.46
4-Chloroaniline	ND		ug/l	5.0	1.1
2-Nitroaniline	ND		ug/l	5.0	0.50
3-Nitroaniline	ND		ug/l	5.0	0.81
4-Nitroaniline	ND		ug/l	5.0	0.80
Dibenzofuran	ND		ug/l	2.0	0.50
2-Methylnaphthalene	ND		ug/l	2.0	0.45
1,2,4,5-Tetrachlorobenzene	ND		ug/l	10	0.44
Acetophenone	ND		ug/l	5.0	0.53
2,4,6-Trichlorophenol	ND		ug/l	5.0	0.61
p-Chloro-m-cresol	ND		ug/l	2.0	0.35
2-Chlorophenol	ND		ug/l	2.0	0.48
2,4-Dichlorophenol	ND		ug/l	5.0	0.41
2,4-Dimethylphenol	ND		ug/l	5.0	1.8
2-Nitrophenol	ND		ug/l	10	0.85

Project Name: PHASE II 169 THIRD AVE
Project Number: 0204090

Lab Number: L2202937
Report Date: 02/01/22

Method Blank Analysis
Batch Quality Control

Analytical Method: 1,8270D
Analytical Date: 01/21/22 12:12
Analyst: CMM

Extraction Method: EPA 3510C
Extraction Date: 01/20/22 11:06

Parameter	Result	Qualifier	Units	RL	MDL
Semivolatile Organics by GC/MS - Westborough Lab for sample(s): 03 Batch: WG1596279-1					
4-Nitrophenol	ND		ug/l	10	0.67
2,4-Dinitrophenol	ND		ug/l	20	6.6
4,6-Dinitro-o-cresol	ND		ug/l	10	1.8
Pentachlorophenol	ND		ug/l	10	1.8
Phenol	ND		ug/l	5.0	0.57
2-Methylphenol	ND		ug/l	5.0	0.49
3-Methylphenol/4-Methylphenol	ND		ug/l	5.0	0.48
2,4,5-Trichlorophenol	ND		ug/l	5.0	0.77
Benzoic Acid	ND		ug/l	50	2.6
Benzyl Alcohol	ND		ug/l	2.0	0.59
Carbazole	ND		ug/l	2.0	0.49

Surrogate	%Recovery	Qualifier	Acceptance Criteria
2-Fluorophenol	67		21-120
Phenol-d6	51		10-120
Nitrobenzene-d5	67		23-120
2-Fluorobiphenyl	60		15-120
2,4,6-Tribromophenol	73		10-120
4-Terphenyl-d14	81		41-149

Project Name: PHASE II 169 THIRD AVE
Project Number: 0204090

Lab Number: L2202937
Report Date: 02/01/22

Method Blank Analysis
Batch Quality Control

Analytical Method: 134,LCMSMS-ID
Analytical Date: 01/21/22 17:11
Analyst: RS

Extraction Method: ALPHA 23528
Extraction Date: 01/20/22 19:21

Parameter	Result	Qualifier	Units	RL	MDL
Perfluorinated Alkyl Acids by Isotope Dilution - Mansfield Lab for sample(s): 03 Batch: WG1596378-1					
Perfluorobutanoic Acid (PFBA)	ND		ng/l	2.00	0.408
Perfluoropentanoic Acid (PFPeA)	ND		ng/l	2.00	0.396
Perfluorobutanesulfonic Acid (PFBS)	ND		ng/l	2.00	0.238
Perfluorohexanoic Acid (PFHxA)	ND		ng/l	2.00	0.328
Perfluoroheptanoic Acid (PFHpA)	ND		ng/l	2.00	0.225
Perfluorohexanesulfonic Acid (PFHxS)	ND		ng/l	2.00	0.376
Perfluorooctanoic Acid (PFOA)	ND		ng/l	2.00	0.236
1H,1H,2H,2H-Perfluorooctanesulfonic Acid (6:2FTS)	ND		ng/l	2.00	1.33
Perfluoroheptanesulfonic Acid (PFHpS)	ND		ng/l	2.00	0.688
Perfluorononanoic Acid (PFNA)	ND		ng/l	2.00	0.312
Perfluorooctanesulfonic Acid (PFOS)	ND		ng/l	2.00	0.504
Perfluorodecanoic Acid (PFDA)	ND		ng/l	2.00	0.304
1H,1H,2H,2H-Perfluorodecanesulfonic Acid (8:2FTS)	ND		ng/l	2.00	1.21
N-Methyl Perfluorooctanesulfonamidoacetic Acid (NMeFOSAA)	ND		ng/l	2.00	0.648
Perfluoroundecanoic Acid (PFUnA)	ND		ng/l	2.00	0.260
Perfluorodecanesulfonic Acid (PFDS)	ND		ng/l	2.00	0.980
Perfluorooctanesulfonamide (FOSA)	ND		ng/l	2.00	0.580
N-Ethyl Perfluorooctanesulfonamidoacetic Acid (NEtFOSAA)	ND		ng/l	2.00	0.804
Perfluorododecanoic Acid (PFDoA)	ND		ng/l	2.00	0.372
Perfluorotridecanoic Acid (PFTrDA)	ND		ng/l	2.00	0.327
Perfluorotetradecanoic Acid (PFTA)	0.988	J	ng/l	2.00	0.248
PFOA/PFOS, Total	ND		ng/l	2.00	0.236

Project Name: PHASE II 169 THIRD AVE
Project Number: 0204090

Lab Number: L2202937
Report Date: 02/01/22

Method Blank Analysis
Batch Quality Control

Analytical Method: 134,LCMSMS-ID
Analytical Date: 01/21/22 17:11
Analyst: RS

Extraction Method: ALPHA 23528
Extraction Date: 01/20/22 19:21

Parameter	Result	Qualifier	Units	RL	MDL
Perfluorinated Alkyl Acids by Isotope Dilution - Mansfield Lab for sample(s): 03 Batch: WG1596378-1					

Surrogate (Extracted Internal Standard)	%Recovery	Qualifier	Acceptance Criteria
Perfluoro[13C4]Butanoic Acid (MPFBA)	112		58-132
Perfluoro[13C5]Pentanoic Acid (M5PFPEA)	105		62-163
Perfluoro[2,3,4-13C3]Butanesulfonic Acid (M3PFBS)	**139**	Q	70-131
Perfluoro[1,2,3,4,6-13C5]Hexanoic Acid (M5PFHxA)	122		57-129
Perfluoro[1,2,3,4-13C4]Heptanoic Acid (M4PFHpA)	123		60-129
Perfluoro[1,2,3-13C3]Hexanesulfonic Acid (M3PFHxS)	129		71-134
Perfluoro[13C8]Octanoic Acid (M8PFOA)	109		62-129
1H,1H,2H,2H-Perfluoro[1,2-13C2]Octanesulfonic Acid (M2-6:2FTS)	**162**	Q	14-147
Perfluoro[13C9]Nonanoic Acid (M9PFNA)	108		59-139
Perfluoro[13C8]Octanesulfonic Acid (M8PFOS)	120		69-131
Perfluoro[1,2,3,4,5,6-13C6]Decanoic Acid (M6PFDA)	106		62-124
1H,1H,2H,2H-Perfluoro[1,2-13C2]Decanesulfonic Acid (M2-8:2FTS)	143		10-162
N-Deuteriomethylperfluoro-1-octanesulfonamidoacetic Acid (d3-NMeFOSAA)	73		24-116
Perfluoro[1,2,3,4,5,6,7-13C7]Undecanoic Acid (M7-PFUDA)	105		55-137
Perfluoro[13C8]Octanesulfonamide (M8FOSA)	63		10-112
N-Deuterioethylperfluoro-1-octanesulfonamidoacetic Acid (d5-NEtFOSAA)	84		27-126
Perfluoro[1,2-13C2]Dodecanoic Acid (MPFDOA)	92		48-131
Perfluoro[1,2-13C2]Tetradecanoic Acid (M2PFTEDA)	73		22-136

Project Name: PHASE II 169 THIRD AVE
Project Number: 0204090

Lab Number: L2202937
Report Date: 02/01/22

Method Blank Analysis
Batch Quality Control

Analytical Method: 1,8270D
Analytical Date: 01/22/22 17:22
Analyst: IM

Extraction Method: EPA 3546
Extraction Date: 01/22/22 08:01

Parameter	Result	Qualifier	Units	RL	MDL
Semivolatile Organics by GC/MS - Westborough Lab for sample(s): 01-02 Batch: WG1596965-1					
Acenaphthene	ND		ug/kg	130	17.
1,2,4-Trichlorobenzene	ND		ug/kg	170	19.
Hexachlorobenzene	ND		ug/kg	100	19.
Bis(2-chloroethyl)ether	ND		ug/kg	150	23.
2-Chloronaphthalene	ND		ug/kg	170	16.
1,2-Dichlorobenzene	ND		ug/kg	170	30.
1,3-Dichlorobenzene	ND		ug/kg	170	29.
1,4-Dichlorobenzene	ND		ug/kg	170	29.
3,3'-Dichlorobenzidine	ND		ug/kg	170	44.
2,4-Dinitrotoluene	ND		ug/kg	170	33.
2,6-Dinitrotoluene	ND		ug/kg	170	29.
Fluoranthene	ND		ug/kg	100	19.
4-Chlorophenyl phenyl ether	ND		ug/kg	170	18.
4-Bromophenyl phenyl ether	ND		ug/kg	170	25.
Bis(2-chloroisopropyl)ether	ND		ug/kg	200	28.
Bis(2-chloroethoxy)methane	ND		ug/kg	180	17.
Hexachlorobutadiene	ND		ug/kg	170	24.
Hexachlorocyclopentadiene	ND		ug/kg	480	150
Hexachloroethane	ND		ug/kg	130	27.
Isophorone	ND		ug/kg	150	22.
Naphthalene	ND		ug/kg	170	20.
Nitrobenzene	ND		ug/kg	150	25.
NDPA/DPA	ND		ug/kg	130	19.
n-Nitrosodi-n-propylamine	ND		ug/kg	170	26.
Bis(2-ethylhexyl)phthalate	ND		ug/kg	170	58.
Butyl benzyl phthalate	ND		ug/kg	170	42.
Di-n-butylphthalate	ND		ug/kg	170	32.
Di-n-octylphthalate	ND		ug/kg	170	57.
Diethyl phthalate	ND		ug/kg	170	15.

Project Name: PHASE II 169 THIRD AVE
Project Number: 0204090

Lab Number: L2202937
Report Date: 02/01/22

Method Blank Analysis
Batch Quality Control

Analytical Method: 1,8270D
Analytical Date: 01/22/22 17:22
Analyst: IM

Extraction Method: EPA 3546
Extraction Date: 01/22/22 08:01

Parameter	Result	Qualifier	Units	RL	MDL
Semivolatile Organics by GC/MS - Westborough Lab for sample(s): 01-02 Batch: WG1596965-1					
Dimethyl phthalate	ND		ug/kg	170	35.
Benzo(a)anthracene	ND		ug/kg	100	19.
Benzo(a)pyrene	ND		ug/kg	130	41.
Benzo(b)fluoranthene	ND		ug/kg	100	28.
Benzo(k)fluoranthene	ND		ug/kg	100	27.
Chrysene	ND		ug/kg	100	17.
Acenaphthylene	ND		ug/kg	130	26.
Anthracene	ND		ug/kg	100	32.
Benzo(ghi)perylene	ND		ug/kg	130	20.
Fluorene	ND		ug/kg	170	16.
Phenanthrene	ND		ug/kg	100	20.
Dibenzo(a,h)anthracene	ND		ug/kg	100	19.
Indeno(1,2,3-cd)pyrene	ND		ug/kg	130	23.
Pyrene	ND		ug/kg	100	16.
Biphenyl	ND		ug/kg	380	22.
4-Chloroaniline	ND		ug/kg	170	30.
2-Nitroaniline	ND		ug/kg	170	32.
3-Nitroaniline	ND		ug/kg	170	31.
4-Nitroaniline	ND		ug/kg	170	69.
Dibenzofuran	ND		ug/kg	170	16.
2-Methylnaphthalene	ND		ug/kg	200	20.
1,2,4,5-Tetrachlorobenzene	ND		ug/kg	170	17.
Acetophenone	ND		ug/kg	170	21.
2,4,6-Trichlorophenol	ND		ug/kg	100	32.
p-Chloro-m-cresol	ND		ug/kg	170	25.
2-Chlorophenol	ND		ug/kg	170	20.
2,4-Dichlorophenol	ND		ug/kg	150	27.
2,4-Dimethylphenol	ND		ug/kg	170	55.
2-Nitrophenol	ND		ug/kg	360	63.

Project Name: PHASE II 169 THIRD AVE
Project Number: 0204090

Lab Number: L2202937
Report Date: 02/01/22

Method Blank Analysis
Batch Quality Control

Analytical Method: 1,8270D
Analytical Date: 01/22/22 17:22
Analyst: IM

Extraction Method: EPA 3546
Extraction Date: 01/22/22 08:01

Parameter	Result	Qualifier	Units	RL	MDL
Semivolatile Organics by GC/MS - Westborough Lab for sample(s): 01-02 Batch: WG1596965-1					
4-Nitrophenol	ND		ug/kg	230	68.
2,4-Dinitrophenol	ND		ug/kg	800	78.
4,6-Dinitro-o-cresol	ND		ug/kg	430	80.
Pentachlorophenol	ND		ug/kg	130	37.
Phenol	ND		ug/kg	170	25.
2-Methylphenol	ND		ug/kg	170	26.
3-Methylphenol/4-Methylphenol	ND		ug/kg	240	26.
2,4,5-Trichlorophenol	ND		ug/kg	170	32.
Benzoic Acid	ND		ug/kg	540	170
Benzyl Alcohol	ND		ug/kg	170	51.
Carbazole	ND		ug/kg	170	16.
1,4-Dioxane	ND		ug/kg	25	7.7

Surrogate	%Recovery	Qualifier	Acceptance Criteria
2-Fluorophenol	77		25-120
Phenol-d6	83		10-120
Nitrobenzene-d5	80		23-120
2-Fluorobiphenyl	82		30-120
2,4,6-Tribromophenol	91		10-136
4-Terphenyl-d14	85		18-120

Project Name: PHASE II 169 THIRD AVE
Project Number: 0204090

Lab Number: L2202937
Report Date: 02/01/22

Method Blank Analysis
Batch Quality Control

Analytical Method: 1,8270D-SIM
Analytical Date: 01/31/22 13:04
Analyst: DB

Extraction Method: EPA 3510C
Extraction Date: 01/26/22 16:03

Parameter	Result	Qualifier	Units	RL	MDL
1,4 Dioxane by 8270D-SIM - Mansfield Lab for sample(s): 03 Batch: WG1598372-1					
1,4-Dioxane	ND		ng/l	150	33.9

Surrogate	%Recovery	Qualifier	Acceptance Criteria
1,4-Dioxane-d8	34		15-110

Lab Control Sample Analysis
Batch Quality Control

Project Name: PHASE II 169 THIRD AVE
Project Number: 0204090

Lab Number: L2202937
Report Date: 02/01/22

Parameter	LCS %Recovery	Qual	LCSD %Recovery	Qual	%Recovery Limits	RPD	Qual	RPD Limits
Semivolatile Organics by GC/MS - Westborough Lab Associated sample(s): 03 Batch: WG1596279-2 WG1596279-3								
Acenaphthene	71		72		37-111	1		30
1,2,4-Trichlorobenzene	57		60		39-98	5		30
Hexachlorobenzene	66		71		40-140	7		30
Bis(2-chloroethyl)ether	67		70		40-140	4		30
2-Chloronaphthalene	65		61		40-140	6		30
1,2-Dichlorobenzene	65		66		40-140	2		30
1,3-Dichlorobenzene	60		61		40-140	2		30
1,4-Dichlorobenzene	63		61		36-97	3		30
3,3'-Dichlorobenzidine	54		59		40-140	9		30
2,4-Dinitrotoluene	65		72		48-143	10		30
2,6-Dinitrotoluene	64		65		40-140	2		30
Fluoranthene	70		74		40-140	6		30
4-Chlorophenyl phenyl ether	66		69		40-140	4		30
4-Bromophenyl phenyl ether	69		70		40-140	1		30
Bis(2-chloroisopropyl)ether	58		62		40-140	7		30
Bis(2-chloroethoxy)methane	67		69		40-140	3		30
Hexachlorobutadiene	60		61		40-140	2		30
Hexachlorocyclopentadiene	55		54		40-140	2		30
Hexachloroethane	66		63		40-140	5		30
Isophorone	63		69		40-140	9		30
Naphthalene	68		67		40-140	1		30
Nitrobenzene	62		69		40-140	11		30
NDPA/DPA	67		74		40-140	10		30

Lab Control Sample Analysis
Batch Quality Control

Project Name: PHASE II 169 THIRD AVE
Project Number: 0204090

Lab Number: L2202937
Report Date: 02/01/22

Parameter	LCS %Recovery	Qual	LCSD %Recovery	Qual	%Recovery Limits	RPD	Qual	RPD Limits
Semivolatile Organics by GC/MS - Westborough Lab Associated sample(s): 03 Batch: WG1596279-2 WG1596279-3								
n-Nitrosodi-n-propylamine	61		67		29-132	9		30
Bis(2-ethylhexyl)phthalate	82		83		40-140	1		30
Butyl benzyl phthalate	81		85		40-140	5		30
Di-n-butylphthalate	78		84		40-140	7		30
Di-n-octylphthalate	85		87		40-140	2		30
Diethyl phthalate	69		76		40-140	10		30
Dimethyl phthalate	62		64		40-140	3		30
Benzo(a)anthracene	70		74		40-140	6		30
Benzo(a)pyrene	70		71		40-140	1		30
Benzo(b)fluoranthene	75		78		40-140	4		30
Benzo(k)fluoranthene	74		77		40-140	4		30
Chrysene	71		75		40-140	5		30
Acenaphthylene	62		63		45-123	2		30
Anthracene	73		76		40-140	4		30
Benzo(ghi)perylene	72		74		40-140	3		30
Fluorene	68		76		40-140	11		30
Phenanthrene	70		74		40-140	6		30
Dibenzo(a,h)anthracene	74		76		40-140	3		30
Indeno(1,2,3-cd)pyrene	76		78		40-140	3		30
Pyrene	69		76		26-127	10		30
Biphenyl	69		68		40-140	1		30
4-Chloroaniline	61		70		40-140	14		30
2-Nitroaniline	68		72		52-143	6		30

Lab Control Sample Analysis
Batch Quality Control

Project Name: PHASE II 169 THIRD AVE
Project Number: 0204090

Lab Number: L2202937
Report Date: 02/01/22

Parameter	LCS %Recovery	Qual	LCSD %Recovery	Qual	%Recovery Limits	RPD	Qual	RPD Limits
Semivolatile Organics by GC/MS - Westborough Lab Associated sample(s): 03 Batch: WG1596279-2 WG1596279-3								
3-Nitroaniline	64		66		25-145	3		30
4-Nitroaniline	72		78		51-143	8		30
Dibenzofuran	69		73		40-140	6		30
2-Methylnaphthalene	68		66		40-140	3		30
1,2,4,5-Tetrachlorobenzene	68		64		2-134	6		30
Acetophenone	71		76		39-129	7		30
2,4,6-Trichlorophenol	61		62		30-130	2		30
p-Chloro-m-cresol	77		79		23-97	3		30
2-Chlorophenol	70		74		27-123	6		30
2,4-Dichlorophenol	68		74		30-130	8		30
2,4-Dimethylphenol	37		62		30-130	**51**	Q	30
2-Nitrophenol	68		72		30-130	6		30
4-Nitrophenol	73		**81**	Q	10-80	10		30
2,4-Dinitrophenol	67		63		20-130	6		30
4,6-Dinitro-o-cresol	61		66		20-164	8		30
Pentachlorophenol	69		58		9-103	17		30
Phenol	56		58		12-110	4		30
2-Methylphenol	62		69		30-130	11		30
3-Methylphenol/4-Methylphenol	72		79		30-130	9		30
2,4,5-Trichlorophenol	60		61		30-130	2		30
Benzoic Acid	34		37		10-164	8		30
Benzyl Alcohol	66		73		26-116	10		30
Carbazole	78		82		55-144	5		30

Lab Control Sample Analysis
Batch Quality Control

Project Name: PHASE II 169 THIRD AVE

Project Number: 0204090

Lab Number: L2202937

Report Date: 02/01/22

Parameter	LCS %Recovery	Qual	LCSD %Recovery	Qual	%Recovery Limits	RPD	Qual	RPD Limits
Semivolatile Organics by GC/MS - Westborough Lab Associated sample(s): 03 Batch: WG1596279-2 WG1596279-3								

Surrogate	LCS %Recovery	Qual	LCSD %Recovery	Qual	Acceptance Criteria
2-Fluorophenol	65		67		21-120
Phenol-d6	52		57		10-120
Nitrobenzene-d5	62		67		23-120
2-Fluorobiphenyl	62		60		15-120
2,4,6-Tribromophenol	71		74		10-120
4-Terphenyl-d14	74		77		41-149

Lab Control Sample Analysis
Batch Quality Control

Project Name: PHASE II 169 THIRD AVE
Project Number: 0204090

Lab Number: L2202937
Report Date: 02/01/22

Parameter	LCS %Recovery	Qual	LCSD %Recovery	Qual	%Recovery Limits	RPD	Qual	RPD Limits
Perfluorinated Alkyl Acids by Isotope Dilution - Mansfield Lab Associated sample(s): 03 Batch: WG1596378-2								
Perfluorobutanoic Acid (PFBA)	94		-		67-148	-		30
Perfluoropentanoic Acid (PFPeA)	100		-		63-161	-		30
Perfluorobutanesulfonic Acid (PFBS)	92		-		65-157	-		30
Perfluorohexanoic Acid (PFHxA)	95		-		69-168	-		30
Perfluoroheptanoic Acid (PFHpA)	93		-		58-159	-		30
Perfluorohexanesulfonic Acid (PFHxS)	95		-		69-177	-		30
Perfluorooctanoic Acid (PFOA)	93		-		63-159	-		30
1H,1H,2H,2H-Perfluorooctanesulfonic Acid (6:2FTS)	105		-		49-187	-		30
Perfluoroheptanesulfonic Acid (PFHpS)	89		-		61-179	-		30
Perfluorononanoic Acid (PFNA)	99		-		68-171	-		30
Perfluorooctanesulfonic Acid (PFOS)	100		-		52-151	-		30
Perfluorodecanoic Acid (PFDA)	91		-		63-171	-		30
1H,1H,2H,2H-Perfluorodecanesulfonic Acid (8:2FTS)	106		-		56-173	-		30
N-Methyl Perfluorooctanesulfonamidoacetic Acid (NMeFOSAA)	93		-		60-166	-		30
Perfluoroundecanoic Acid (PFUnA)	86		-		60-153	-		30
Perfluorodecanesulfonic Acid (PFDS)	86		-		38-156	-		30
Perfluorooctanesulfonamide (FOSA)	83		-		46-170	-		30
N-Ethyl Perfluorooctanesulfonamidoacetic Acid (NEtFOSAA)	86		-		45-170	-		30
Perfluorododecanoic Acid (PFDoA)	98		-		67-153	-		30
Perfluorotridecanoic Acid (PFTrDA)	87		-		48-158	-		30
Perfluorotetradecanoic Acid (PFTA)	93		-		59-182	-		30

Lab Control Sample Analysis

Batch Quality Control

Project Name: PHASE II 169 THIRD AVE

Project Number: 0204090

Lab Number: L2202937

Report Date: 02/01/22

Parameter	LCS %Recovery	Qual	LCSD %Recovery	Qual	%Recovery Limits	RPD	Qual	RPD Limits
Perfluorinated Alkyl Acids by Isotope Dilution - Mansfield Lab Associated sample(s): 03 Batch: WG1596378-2								

Surrogate (Extracted Internal Standard)	LCS %Recovery	Qual	LCSD %Recovery	Qual	Acceptance Criteria
Perfluoro[13C4]Butanoic Acid (MPFBA)	105				58-132
Perfluoro[13C5]Pentanoic Acid (M5PFPEA)	101				62-163
Perfluoro[2,3,4-13C3]Butanesulfonic Acid (M3PFBS)	126				70-131
Perfluoro[1,2,3,4,6-13C5]Hexanoic Acid (M5PFHxA)	116				57-129
Perfluoro[1,2,3,4-13C4]Heptanoic Acid (M4PFHpA)	116				60-129
Perfluoro[1,2,3-13C3]Hexanesulfonic Acid (M3PFHxS)	113				71-134
Perfluoro[13C8]Octanoic Acid (M8PFOA)	105				62-129
1H,1H,2H,2H-Perfluoro[1,2-13C2]Octanesulfonic Acid (M2-6:2FTS)	141				14-147
Perfluoro[13C9]Nonanoic Acid (M9PFNA)	101				59-139
Perfluoro[13C8]Octanesulfonic Acid (M8PFOS)	110				69-131
Perfluoro[1,2,3,4,5,6-13C6]Decanoic Acid (M6PFDA)	101				62-124
1H,1H,2H,2H-Perfluoro[1,2-13C2]Decanesulfonic Acid (M2-8:2FTS)	127				10-162
N-Deuteriomethylperfluoro-1-octanesulfonamidoacetic Acid (d3-NMeFOSAA)	68				24-116
Perfluoro[1,2,3,4,5,6,7-13C7]Undecanoic Acid (M7-PFUDA)	96				55-137
Perfluoro[13C8]Octanesulfonamide (M8FOSA)	64				10-112
N-Deuterioethylperfluoro-1-octanesulfonamidoacetic Acid (d5-NEtFOSAA)	72				27-126
Perfluoro[1,2-13C2]Dodecanoic Acid (MPFDOA)	82				48-131
Perfluoro[1,2-13C2]Tetradecanoic Acid (M2PFTEDA)	68				22-136

Lab Control Sample Analysis
Batch Quality Control

Project Name: PHASE II 169 THIRD AVE
Project Number: 0204090

Lab Number: L2202937
Report Date: 02/01/22

Parameter	LCS %Recovery	Qual	LCSD %Recovery	Qual	%Recovery Limits	RPD	Qual	RPD Limits
Semivolatile Organics by GC/MS - Westborough Lab Associated sample(s): 01-02 Batch: WG1596965-2 WG1596965-3								
Acenaphthene	71		69		31-137	3		50
1,2,4-Trichlorobenzene	68		65		38-107	5		50
Hexachlorobenzene	74		74		40-140	0		50
Bis(2-chloroethyl)ether	67		63		40-140	6		50
2-Chloronaphthalene	72		71		40-140	1		50
1,2-Dichlorobenzene	67		63		40-140	6		50
1,3-Dichlorobenzene	65		61		40-140	6		50
1,4-Dichlorobenzene	66		62		28-104	6		50
3,3'-Dichlorobenzidine	54		57		40-140	5		50
2,4-Dinitrotoluene	74		73		40-132	1		50
2,6-Dinitrotoluene	73		75		40-140	3		50
Fluoranthene	70		69		40-140	1		50
4-Chlorophenyl phenyl ether	72		71		40-140	1		50
4-Bromophenyl phenyl ether	73		73		40-140	0		50
Bis(2-chloroisopropyl)ether	71		67		40-140	6		50
Bis(2-chloroethoxy)methane	68		66		40-117	3		50
Hexachlorobutadiene	73		70		40-140	4		50
Hexachlorocyclopentadiene	**33**	Q	**21**	Q	40-140	44		50
Hexachloroethane	62		54		40-140	14		50
Isophorone	67		65		40-140	3		50
Naphthalene	69		66		40-140	4		50
Nitrobenzene	68		63		40-140	8		50
NDPA/DPA	71		70		36-157	1		50

Lab Control Sample Analysis
Batch Quality Control

Project Name: PHASE II 169 THIRD AVE
Project Number: 0204090

Lab Number: L2202937
Report Date: 02/01/22

Parameter	LCS %Recovery	Qual	LCSD %Recovery	Qual	%Recovery Limits	RPD	Qual	RPD Limits
Semivolatile Organics by GC/MS - Westborough Lab Associated sample(s): 01-02 Batch: WG1596965-2 WG1596965-3								
n-Nitrosodi-n-propylamine	66		63		32-121	5		50
Bis(2-ethylhexyl)phthalate	80		79		40-140	1		50
Butyl benzyl phthalate	73		71		40-140	3		50
Di-n-butylphthalate	72		74		40-140	3		50
Di-n-octylphthalate	76		75		40-140	1		50
Diethyl phthalate	69		71		40-140	3		50
Dimethyl phthalate	69		71		40-140	3		50
Benzo(a)anthracene	70		69		40-140	1		50
Benzo(a)pyrene	63		60		40-140	5		50
Benzo(b)fluoranthene	69		70		40-140	1		50
Benzo(k)fluoranthene	71		65		40-140	9		50
Chrysene	71		69		40-140	3		50
Acenaphthylene	67		66		40-140	2		50
Anthracene	71		70		40-140	1		50
Benzo(ghi)perylene	67		66		40-140	2		50
Fluorene	71		71		40-140	0		50
Phenanthrene	70		69		40-140	1		50
Dibenzo(a,h)anthracene	68		67		40-140	1		50
Indeno(1,2,3-cd)pyrene	69		67		40-140	3		50
Pyrene	70		68		35-142	3		50
Biphenyl	75		74		37-127	1		50
4-Chloroaniline	52		49		40-140	6		50
2-Nitroaniline	77		77		47-134	0		50

Lab Control Sample Analysis
Batch Quality Control

Project Name: PHASE II 169 THIRD AVE
Project Number: 0204090

Lab Number: L2202937
Report Date: 02/01/22

Parameter	LCS %Recovery	Qual	LCSD %Recovery	Qual	%Recovery Limits	RPD	Qual	RPD Limits
Semivolatile Organics by GC/MS - Westborough Lab Associated sample(s): 01-02 Batch: WG1596965-2 WG1596965-3								
3-Nitroaniline	64		64		26-129	0		50
4-Nitroaniline	73		70		41-125	4		50
Dibenzofuran	70		69		40-140	1		50
2-Methylnaphthalene	71		68		40-140	4		50
1,2,4,5-Tetrachlorobenzene	77		74		40-117	4		50
Acetophenone	70		66		14-144	6		50
2,4,6-Trichlorophenol	74		73		30-130	1		50
p-Chloro-m-cresol	70		70		26-103	0		50
2-Chlorophenol	70		66		25-102	6		50
2,4-Dichlorophenol	73		72		30-130	1		50
2,4-Dimethylphenol	68		65		30-130	5		50
2-Nitrophenol	75		69		30-130	8		50
4-Nitrophenol	73		71		11-114	3		50
2,4-Dinitrophenol	22		14		4-130	44		50
4,6-Dinitro-o-cresol	38		23		10-130	49		50
Pentachlorophenol	61		62		17-109	2		50
Phenol	63		60		26-90	5		50
2-Methylphenol	69		66		30-130.	4		50
3-Methylphenol/4-Methylphenol	69		70		30-130	1		50
2,4,5-Trichlorophenol	74		75		30-130	1		50
Benzoic Acid	**6**	Q	11		10-110	**57**	Q	50
Benzyl Alcohol	66		63		40-140	5		50
Carbazole	69		67		54-128	3		50

Lab Control Sample Analysis
Batch Quality Control

Project Name: PHASE II 169 THIRD AVE
Project Number: 0204090
Lab Number: L2202937
Report Date: 02/01/22

Parameter	LCS %Recovery	Qual	LCSD %Recovery	Qual	%Recovery Limits	RPD	Qual	RPD Limits
Semivolatile Organics by GC/MS - Westborough Lab Associated sample(s): 01-02 Batch: WG1596965-2 WG1596965-3								
1,4-Dioxane	51		47		40-140	8		50

Surrogate	LCS %Recovery	Qual	LCSD %Recovery	Qual	Acceptance Criteria
2-Fluorophenol	67		63		25-120
Phenol-d6	71		67		10-120
Nitrobenzene-d5	68		66		23-120
2-Fluorobiphenyl	68		67		30-120
2,4,6-Tribromophenol	77		77		10-136
4-Terphenyl-d14	71		71		18-120

Lab Control Sample Analysis

Batch Quality Control

Project Name: PHASE II 169 THIRD AVE

Project Number: 0204090

Lab Number: L2202937

Report Date: 02/01/22

Parameter	LCS %Recovery	Qual	LCSD %Recovery	Qual	%Recovery Limits	RPD	Qual	RPD Limits
1,4 Dioxane by 8270D-SIM - Mansfield Lab Associated sample(s): 03 Batch: WG1598372-2 WG1598372-3								
1,4-Dioxane	114		114		40-140	0		30

Surrogate	LCS %Recovery	Qual	LCSD %Recovery	Qual	Acceptance Criteria
1,4-Dioxane-d8	41		40		15-110

Matrix Spike Analysis
Batch Quality Control

Project Name: PHASE II 169 THIRD AVE

Project Number: 0204090

Lab Number: L2202937

Report Date: 02/01/22

Parameter	Native Sample	MS Added	MS Found	MS %Recovery	Qual	MSD Found	MSD %Recovery	Qual	Recovery Limits	RPD	Qual	RPD Limits
Perfluorinated Alkyl Acids by Isotope Dilution - Mansfield Lab Associated sample(s): 03 QC Batch ID: WG1596378-3 WG1596378-4 QC Sample: L2202592-02 Client ID: MS Sample												
Perfluorobutanoic Acid (PFBA)	8.32	36.5	41.8	92		43.5	89		67-148	4		30
Perfluoropentanoic Acid (PFPeA)	28.6	36.5	63.9	97		66.0	94		63-161	3		30
Perfluorobutanesulfonic Acid (PFBS)	22.6	32.4	53.6	96		53.5	88		65-157	0		30
1H,1H,2H,2H-Perfluorohexanesulfonic Acid (4:2FTS)	ND	34.2	31.3	92		37.2	100		37-219	17		30
Perfluorohexanoic Acid (PFHxA)	22.4	36.5	56.5	94		58.5	91		69-168	3		30
Perfluoropentanesulfonic Acid (PFPeS)	1.75J	34.3	35.4	98		36.1	92		52-156	2		30
Perfluoroheptanoic Acid (PFHpA)	19.4	36.5	52.6	91		55.4	91		58-159	5		30
Perfluorohexanesulfonic Acid (PFHxS)	17.3	33.3	49.8	98		50.9	93		69-177	2		30
Perfluorooctanoic Acid (PFOA)	45.9	36.5	81.8	98		83.9	96		63-159	3		30
1H,1H,2H,2H-Perfluorooctanesulfonic Acid (6:2FTS)	ND	34.7	35.0	101		37.4	99		49-187	7		30
Perfluoroheptanesulfonic Acid (PFHpS)	1.29J	34.7	32.0	88		34.7	89		61-179	8		30
Perfluorononanoic Acid (PFNA)	5.43	36.5	40.9	97		42.6	94		68-171	4		30
Perfluorooctanesulfonic Acid (PFOS)	31.8	33.8	66.7	103		71.9	109		52-151	8		30
Perfluorodecanoic Acid (PFDA)	ND	36.5	31.6	87		33.3	84		63-171	5		30
1H,1H,2H,2H-Perfluorodecanesulfonic Acid (8:2FTS)	ND	35	34.3	98		32.5	86		56-173	5		30
Perfluorononanesulfonic Acid (PFNS)	ND	35.1	32.9	94		33.0	87		48-150	0		30
N-Methyl Perfluorooctanesulfonamidoacetic Acid (NMeFOSAA)	ND	36.5	37.3	102		37.4	94		60-166	0		30
Perfluoroundecanoic Acid (PFUnA)	ND	36.5	28.7	79		30.2	76		60-153	5		30
Perfluorodecanesulfonic Acid (PFDS)	ND	35.2	29.4	84		31.4	82		38-156	7		30
Perfluorooctanesulfonamide (FOSA)	ND	36.5	30.4	83		30.5F	77		46-170	0		30
N-Ethyl Perfluorooctanesulfonamidoacetic Acid (NEtFOSAA)	ND	36.5	30.2	83		30.9	78		45-170	2		30
Perfluorododecanoic Acid (PFDoA)	ND	36.5	32.5	89		32.7	83		67-153	1		30

Matrix Spike Analysis

Batch Quality Control

Project Name: PHASE II 169 THIRD AVE

Project Number: 0204090

Lab Number: L2202937

Report Date: 02/01/22

Parameter	Native Sample	MS Added	MS Found	MS %Recovery	Qual	MSD Found	MSD %Recovery	Qual	Recovery Limits	RPD	Qual	RPD Limits
Perfluorinated Alkyl Acids by Isotope Dilution - Mansfield Lab Associated sample(s): 03 QC Batch ID: WG1596378-3 WG1596378-4 QC Sample: L2202592-02 Client ID: MS Sample												
Perfluorotridecanoic Acid (PFTrDA)	ND	36.5	33.1	91		33.8	85		48-158	2		30
Perfluorotetradecanoic Acid (PFTA)	0.806J	36.5	31.4	84		36.0	89		59-182	14		30

Surrogate (Extracted Internal Standard)	MS % Recovery	MS Qualifier	MSD % Recovery	MSD Qualifier	Acceptance Criteria
1H,1H,2H,2H-Perfluoro[1,2-13C2]Decanesulfonic Acid (M2-8:2FTS)	**172**	Q	**170**	Q	10-162
1H,1H,2H,2H-Perfluoro[1,2-13C2]Hexanesulfonic Acid (M2-4:2FTS)	**319**	Q	**278**	Q	12-142
1H,1H,2H,2H-Perfluoro[1,2-13C2]Octanesulfonic Acid (M2-6:2FTS)	**257**	Q	**229**	Q	14-147
N-Deuterioethylperfluoro-1-octanesulfonamidoacetic Acid (d5-NEtFOSAA)	83		74		27-126
N-Deuteriomethylperfluoro-1-octanesulfonamidoacetic Acid (d3-NMeFOSAA)	70		71		24-116
Perfluoro[1,2,3,4,5,6,7-13C7]Undecanoic Acid (M7-PFUDA)	96		94		55-137
Perfluoro[1,2,3,4,5,6-13C6]Decanoic Acid (M6PFDA)	97		96		62-124
Perfluoro[1,2,3,4,6-13C5]Hexanoic Acid (M5PFHxA)	85		88		57-129
Perfluoro[1,2,3,4-13C4]Heptanoic Acid (M4PFHpA)	100		101		60-129
Perfluoro[1,2,3-13C3]Hexanesulfonic Acid (M3PFHxS)	116		116		71-134
Perfluoro[1,2-13C2]Dodecanoic Acid (MPFDOA)	77		76		48-131
Perfluoro[1,2-13C2]Tetradecanoic Acid (M2PFTEDA)	70		67		22-136
Perfluoro[13C4]Butanoic Acid (MPFBA)	103		103		58-132
Perfluoro[13C5]Pentanoic Acid (M5PFPEA)	97		96		62-163
Perfluoro[13C8]Octanesulfonamide (M8FOSA)	30		28		10-112
Perfluoro[13C8]Octanesulfonic Acid (M8PFOS)	114		104		69-131
Perfluoro[13C8]Octanoic Acid (M8PFOA)	101		100		62-129
Perfluoro[13C9]Nonanoic Acid (M9PFNA)	102		100		59-139
Perfluoro[2,3,4-13C3]Butanesulfonic Acid (M3PFBS)	129		124		70-131

PCBS

Project Name: PHASE II 169 THIRD AVE
Project Number: 0204090
Lab Number: L2202937
Report Date: 02/01/22

SAMPLE RESULTS

Lab ID: L2202937-01
Client ID: SB-6 (0-2')
Sample Location: 169 3RD AVENUE, BROOKLYN, NY

Date Collected: 01/19/22 07:40
Date Received: 01/19/22
Field Prep: Not Specified

Sample Depth:
Matrix: Soil
Analytical Method: 1,8082A
Analytical Date: 01/23/22 13:38
Analyst: CW
Percent Solids: 90%

Extraction Method: EPA 3546
Extraction Date: 01/22/22 06:09
Cleanup Method: EPA 3665A
Cleanup Date: 01/22/22
Cleanup Method: EPA 3660B
Cleanup Date: 01/22/22

Parameter	Result	Qualifier	Units	RL	MDL	Dilution Factor	Column
Polychlorinated Biphenyls by GC - Westborough Lab							
Aroclor 1016	ND		ug/kg	35.8	3.18	1	A
Aroclor 1221	ND		ug/kg	35.8	3.59	1	A
Aroclor 1232	ND		ug/kg	35.8	7.60	1	A
Aroclor 1242	ND		ug/kg	35.8	4.83	1	A
Aroclor 1248	ND		ug/kg	35.8	5.38	1	A
Aroclor 1254	ND		ug/kg	35.8	3.92	1	A
Aroclor 1260	17.2	J	ug/kg	35.8	6.62	1	A
Aroclor 1262	ND		ug/kg	35.8	4.55	1	A
Aroclor 1268	9.37	J	ug/kg	35.8	3.71	1	B
PCBs, Total	26.6	J	ug/kg	35.8	3.18	1	B

Surrogate	% Recovery	Qualifier	Acceptance Criteria	Column
2,4,5,6-Tetrachloro-m-xylene	57		30-150	A
Decachlorobiphenyl	66		30-150	A
2,4,5,6-Tetrachloro-m-xylene	58		30-150	B
Decachlorobiphenyl	73		30-150	B

Project Name: PHASE II 169 THIRD AVE
Project Number: 0204090
Lab Number: L2202937
Report Date: 02/01/22

SAMPLE RESULTS

Lab ID: L2202937-02
Client ID: SB-6 (12-14')
Sample Location: 169 3RD AVENUE, BROOKLYN, NY

Date Collected: 01/19/22 07:52
Date Received: 01/19/22
Field Prep: Not Specified

Sample Depth:
Matrix: Soil
Analytical Method: 1,8082A
Analytical Date: 01/23/22 13:46
Analyst: CW
Percent Solids: 86%

Extraction Method: EPA 3546
Extraction Date: 01/22/22 06:09
Cleanup Method: EPA 3665A
Cleanup Date: 01/22/22
Cleanup Method: EPA 3660B
Cleanup Date: 01/22/22

Parameter	Result	Qualifier	Units	RL	MDL	Dilution Factor	Column
Polychlorinated Biphenyls by GC - Westborough Lab							
Aroclor 1016	ND		ug/kg	37.4	3.32	1	A
Aroclor 1221	ND		ug/kg	37.4	3.75	1	A
Aroclor 1232	ND		ug/kg	37.4	7.94	1	A
Aroclor 1242	ND		ug/kg	37.4	5.05	1	A
Aroclor 1248	ND		ug/kg	37.4	5.62	1	A
Aroclor 1254	ND		ug/kg	37.4	4.10	1	A
Aroclor 1260	ND		ug/kg	37.4	6.92	1	A
Aroclor 1262	ND		ug/kg	37.4	4.76	1	A
Aroclor 1268	ND		ug/kg	37.4	3.88	1	A
PCBs, Total	ND		ug/kg	37.4	3.32	1	A

Surrogate	% Recovery	Qualifier	Acceptance Criteria	Column
2,4,5,6-Tetrachloro-m-xylene	55		30-150	A
Decachlorobiphenyl	62		30-150	A
2,4,5,6-Tetrachloro-m-xylene	56		30-150	B
Decachlorobiphenyl	62		30-150	B

Project Name: PHASE II 169 THIRD AVE
Project Number: 0204090
Lab Number: L2202937
Report Date: 02/01/22

SAMPLE RESULTS

Lab ID: L2202937-03
Client ID: FIELD BLANK
Sample Location: 169 3RD AVENUE, BROOKLYN, NY

Date Collected: 01/19/22 12:30
Date Received: 01/19/22
Field Prep: Not Specified

Sample Depth:
Matrix: Water
Analytical Method: 1,8082A
Analytical Date: 01/23/22 13:26
Analyst: AWS

Extraction Method: EPA 3510C
Extraction Date: 01/22/22 20:01
Cleanup Method: EPA 3665A
Cleanup Date: 01/23/22
Cleanup Method: EPA 3660B
Cleanup Date: 01/23/22

Parameter	Result	Qualifier	Units	RL	MDL	Dilution Factor	Column
Polychlorinated Biphenyls by GC - Westborough Lab							
Aroclor 1016	ND		ug/l	0.071	0.061	1	A
Aroclor 1221	ND		ug/l	0.071	0.061	1	A
Aroclor 1232	ND		ug/l	0.071	0.061	1	A
Aroclor 1242	ND		ug/l	0.071	0.061	1	A
Aroclor 1248	ND		ug/l	0.071	0.061	1	A
Aroclor 1254	ND		ug/l	0.071	0.061	1	A
Aroclor 1260	ND		ug/l	0.071	0.061	1	A
Aroclor 1262	ND		ug/l	0.071	0.061	1	A
Aroclor 1268	ND		ug/l	0.071	0.061	1	A
PCBs, Total	ND		ug/l	0.071	0.061	1	A

Surrogate	% Recovery	Qualifier	Acceptance Criteria	Column
2,4,5,6-Tetrachloro-m-xylene	62		30-150	A
Decachlorobiphenyl	64		30-150	A
2,4,5,6-Tetrachloro-m-xylene	74		30-150	B
Decachlorobiphenyl	78		30-150	B

Project Name: PHASE II 169 THIRD AVE
Project Number: 0204090

Lab Number: L2202937
Report Date: 02/01/22

Method Blank Analysis
Batch Quality Control

Analytical Method: 1,8082A
Analytical Date: 01/23/22 13:15
Analyst: CW

Extraction Method: EPA 3546
Extraction Date: 01/22/22 06:09
Cleanup Method: EPA 3665A
Cleanup Date: 01/22/22
Cleanup Method: EPA 3660B
Cleanup Date: 01/22/22

Parameter	Result	Qualifier	Units	RL	MDL	Column
Polychlorinated Biphenyls by GC - Westborough Lab for sample(s): 01-02 Batch: WG1596936-1						
Aroclor 1016	ND		ug/kg	31.8	2.83	A
Aroclor 1221	ND		ug/kg	31.8	3.19	A
Aroclor 1232	ND		ug/kg	31.8	6.75	A
Aroclor 1242	ND		ug/kg	31.8	4.29	A
Aroclor 1248	ND		ug/kg	31.8	4.77	A
Aroclor 1254	ND		ug/kg	31.8	3.48	A
Aroclor 1260	ND		ug/kg	31.8	5.88	A
Aroclor 1262	ND		ug/kg	31.8	4.04	A
Aroclor 1268	ND		ug/kg	31.8	3.30	A
PCBs, Total	ND		ug/kg	31.8	2.83	A

Surrogate	%Recovery	Qualifier	Acceptance Criteria	Column
2,4,5,6-Tetrachloro-m-xylene	55		30-150	A
Decachlorobiphenyl	64		30-150	A
2,4,5,6-Tetrachloro-m-xylene	56		30-150	B
Decachlorobiphenyl	63		30-150	B

Project Name: PHASE II 169 THIRD AVE
Project Number: 0204090

Lab Number: L2202937
Report Date: 02/01/22

Method Blank Analysis
Batch Quality Control

Analytical Method: 1,8082A
Analytical Date: 01/23/22 11:54
Analyst: AWS

Extraction Method: EPA 3510C
Extraction Date: 01/22/22 20:06
Cleanup Method: EPA 3665A
Cleanup Date: 01/23/22
Cleanup Method: EPA 3660B
Cleanup Date: 01/23/22

Parameter	Result	Qualifier	Units	RL	MDL	Column
Polychlorinated Biphenyls by GC - Westborough Lab for sample(s): 03 Batch: WG1597063-1						
Aroclor 1016	ND		ug/l	0.071	0.061	A
Aroclor 1221	ND		ug/l	0.071	0.061	A
Aroclor 1232	ND		ug/l	0.071	0.061	A
Aroclor 1242	ND		ug/l	0.071	0.061	A
Aroclor 1248	ND		ug/l	0.071	0.061	A
Aroclor 1254	ND		ug/l	0.071	0.061	A
Aroclor 1260	ND		ug/l	0.071	0.061	A
Aroclor 1262	ND		ug/l	0.071	0.061	A
Aroclor 1268	ND		ug/l	0.071	0.061	A
PCBs, Total	ND		ug/l	0.071	0.061	A

Surrogate	%Recovery	Qualifier	Acceptance Criteria	Column
2,4,5,6-Tetrachloro-m-xylene	54		30-150	A
Decachlorobiphenyl	67		30-150	A
2,4,5,6-Tetrachloro-m-xylene	67		30-150	B
Decachlorobiphenyl	81		30-150	B

Lab Control Sample Analysis
Batch Quality Control

Project Name: PHASE II 169 THIRD AVE
Project Number: 0204090
Lab Number: L2202937
Report Date: 02/01/22

Parameter	LCS %Recovery	Qual	LCSD %Recovery	Qual	%Recovery Limits	RPD	Qual	RPD Limits	Column
Polychlorinated Biphenyls by GC - Westborough Lab Associated sample(s): 01-02 Batch: WG1596936-2 WG1596936-3									
Aroclor 1016	60		66		40-140	10		50	A
Aroclor 1260	62		68		40-140	9		50	A

Surrogate	LCS %Recovery	Qual	LCSD %Recovery	Qual	Acceptance Criteria	Column
2,4,5,6-Tetrachloro-m-xylene	60		65		30-150	A
Decachlorobiphenyl	69		74		30-150	A
2,4,5,6-Tetrachloro-m-xylene	61		66		30-150	B
Decachlorobiphenyl	69		75		30-150	B

Lab Control Sample Analysis

Batch Quality Control

Project Name: PHASE II 169 THIRD AVE

Project Number: 0204090

Lab Number: L2202937

Report Date: 02/01/22

Parameter	LCS %Recovery	Qual	LCSD %Recovery	Qual	%Recovery Limits	RPD	Qual	RPD Limits	Column
Polychlorinated Biphenyls by GC - Westborough Lab Associated sample(s): 03 Batch: WG1597063-2 WG1597063-3									
Aroclor 1016	58		67		40-140	13		50	A
Aroclor 1260	62		70		40-140	13		50	A

Surrogate	LCS %Recovery	Qual	LCSD %Recovery	Qual	Acceptance Criteria	Column
2,4,5,6-Tetrachloro-m-xylene	66		64		30-150	A
Decachlorobiphenyl	70		71		30-150	A
2,4,5,6-Tetrachloro-m-xylene	79		76		30-150	B
Decachlorobiphenyl	84		86		30-150	B

PESTICIDES

Project Name: PHASE II 169 THIRD AVE
Project Number: 0204090
Lab Number: L2202937
Report Date: 02/01/22

SAMPLE RESULTS

Lab ID: L2202937-01
Client ID: SB-6 (0-2')
Sample Location: 169 3RD AVENUE, BROOKLYN, NY

Date Collected: 01/19/22 07:40
Date Received: 01/19/22
Field Prep: Not Specified

Sample Depth:
Matrix: Soil
Analytical Method: 1,8081B
Analytical Date: 01/23/22 14:50
Analyst: JAW
Percent Solids: 90%

Extraction Method: EPA 3546
Extraction Date: 01/22/22 01:18
Cleanup Method: EPA 3620B
Cleanup Date: 01/22/22

Parameter	Result	Qualifier	Units	RL	MDL	Dilution Factor	Column
Organochlorine Pesticides by GC - Westborough Lab							
Delta-BHC	ND		ug/kg	1.76	0.345	1	A
Lindane	ND		ug/kg	0.734	0.328	1	A
Alpha-BHC	ND		ug/kg	0.734	0.209	1	A
Beta-BHC	ND		ug/kg	1.76	0.668	1	A
Heptachlor	ND		ug/kg	0.881	0.395	1	A
Aldrin	ND		ug/kg	1.76	0.621	1	A
Heptachlor epoxide	ND		ug/kg	3.30	0.992	1	A
Endrin	ND		ug/kg	0.734	0.301	1	A
Endrin aldehyde	ND		ug/kg	2.20	0.771	1	A
Endrin ketone	ND		ug/kg	1.76	0.454	1	A
Dieldrin	ND		ug/kg	1.10	0.551	1	A
4,4'-DDE	5.53		ug/kg	1.76	0.408	1	A
4,4'-DDD	17.0		ug/kg	1.76	0.629	1	A
4,4'-DDT	4.41		ug/kg	3.30	1.42	1	B
Endosulfan I	ND		ug/kg	1.76	0.416	1	A
Endosulfan II	ND		ug/kg	1.76	0.589	1	A
Endosulfan sulfate	ND		ug/kg	0.734	0.350	1	A
Methoxychlor	ND		ug/kg	3.30	1.03	1	A
Toxaphene	ND		ug/kg	33.0	9.26	1	A
cis-Chlordane	0.968	J	ug/kg	2.20	0.614	1	B
trans-Chlordane	1.29	J	ug/kg	2.20	0.582	1	A
Chlordane	10.1	J	ug/kg	14.7	5.84	1	B

Project Name: PHASE II 169 THIRD AVE **Lab Number:** L2202937

Project Number: 0204090 **Report Date:** 02/01/22

SAMPLE RESULTS

Lab ID: L2202937-01 Date Collected: 01/19/22 07:40

Client ID: SB-6 (0-2') Date Received: 01/19/22

Sample Location: 169 3RD AVENUE, BROOKLYN, NY Field Prep: Not Specified

Sample Depth:

Parameter	Result	Qualifier	Units	RL	MDL	Dilution Factor	Column
Organochlorine Pesticides by GC - Westborough Lab							

Surrogate	% Recovery	Qualifier	Acceptance Criteria	Column
2,4,5,6-Tetrachloro-m-xylene	90		30-150	A
Decachlorobiphenyl	75		30-150	A
2,4,5,6-Tetrachloro-m-xylene	62		30-150	B
Decachlorobiphenyl	83		30-150	B

Project Name: PHASE II 169 THIRD AVE
Project Number: 0204090
Lab Number: L2202937
Report Date: 02/01/22

SAMPLE RESULTS

Lab ID: L2202937-02
Client ID: SB-6 (12-14')
Sample Location: 169 3RD AVENUE, BROOKLYN, NY

Date Collected: 01/19/22 07:52
Date Received: 01/19/22
Field Prep: Not Specified

Sample Depth:
Matrix: Soil
Analytical Method: 1,8081B
Analytical Date: 01/23/22 15:03
Analyst: JAW
Percent Solids: 86%

Extraction Method: EPA 3546
Extraction Date: 01/22/22 01:18
Cleanup Method: EPA 3620B
Cleanup Date: 01/22/22

Parameter	Result	Qualifier	Units	RL	MDL	Dilution Factor	Column
Organochlorine Pesticides by GC - Westborough Lab							
Delta-BHC	ND		ug/kg	1.78	0.348	1	A
Lindane	ND		ug/kg	0.742	0.332	1	A
Alpha-BHC	ND		ug/kg	0.742	0.211	1	A
Beta-BHC	ND		ug/kg	1.78	0.675	1	A
Heptachlor	ND		ug/kg	0.890	0.399	1	A
Aldrin	ND		ug/kg	1.78	0.627	1	A
Heptachlor epoxide	ND		ug/kg	3.34	1.00	1	A
Endrin	ND		ug/kg	0.742	0.304	1	A
Endrin aldehyde	ND		ug/kg	2.22	0.779	1	A
Endrin ketone	ND		ug/kg	1.78	0.458	1	A
Dieldrin	ND		ug/kg	1.11	0.556	1	A
4,4'-DDE	ND		ug/kg	1.78	0.412	1	A
4,4'-DDD	ND		ug/kg	1.78	0.635	1	A
4,4'-DDT	ND		ug/kg	3.34	1.43	1	A
Endosulfan I	ND		ug/kg	1.78	0.420	1	A
Endosulfan II	ND		ug/kg	1.78	0.595	1	A
Endosulfan sulfate	ND		ug/kg	0.742	0.353	1	A
Methoxychlor	ND		ug/kg	3.34	1.04	1	A
Toxaphene	ND		ug/kg	33.4	9.34	1	A
cis-Chlordane	ND		ug/kg	2.22	0.620	1	A
trans-Chlordane	ND		ug/kg	2.22	0.587	1	A
Chlordane	ND		ug/kg	14.8	5.90	1	A

Project Name: PHASE II 169 THIRD AVE **Lab Number:** L2202937

Project Number: 0204090 **Report Date:** 02/01/22

SAMPLE RESULTS

Lab ID:	L2202937-02	Date Collected:	01/19/22 07:52
Client ID:	SB-6 (12-14')	Date Received:	01/19/22
Sample Location:	169 3RD AVENUE, BROOKLYN, NY	Field Prep:	Not Specified

Sample Depth:

Parameter	Result	Qualifier	Units	RL	MDL	Dilution Factor	Column
Organochlorine Pesticides by GC - Westborough Lab							

Surrogate	% Recovery	Qualifier	Acceptance Criteria	Column
2,4,5,6-Tetrachloro-m-xylene	98		30-150	A
Decachlorobiphenyl	89		30-150	A
2,4,5,6-Tetrachloro-m-xylene	71		30-150	B
Decachlorobiphenyl	66		30-150	B

Project Name: PHASE II 169 THIRD AVE
Project Number: 0204090
Lab Number: L2202937
Report Date: 02/01/22

SAMPLE RESULTS

Lab ID: L2202937-03
Client ID: FIELD BLANK
Sample Location: 169 3RD AVENUE, BROOKLYN, NY

Date Collected: 01/19/22 12:30
Date Received: 01/19/22
Field Prep: Not Specified

Sample Depth:
Matrix: Water
Analytical Method: 1,8081B
Analytical Date: 01/21/22 14:18
Analyst: EJL

Extraction Method: EPA 3510C
Extraction Date: 01/20/22 08:14

Parameter	Result	Qualifier	Units	RL	MDL	Dilution Factor	Column
Organochlorine Pesticides by GC - Westborough Lab							
Delta-BHC	ND		ug/l	0.014	0.003	1	A
Lindane	ND		ug/l	0.014	0.003	1	A
Alpha-BHC	ND		ug/l	0.014	0.003	1	A
Beta-BHC	ND		ug/l	0.014	0.004	1	A
Heptachlor	ND		ug/l	0.014	0.002	1	A
Aldrin	ND		ug/l	0.014	0.002	1	A
Heptachlor epoxide	ND		ug/l	0.014	0.003	1	A
Endrin	ND		ug/l	0.029	0.003	1	A
Endrin aldehyde	ND		ug/l	0.029	0.006	1	A
Endrin ketone	ND		ug/l	0.029	0.003	1	A
Dieldrin	ND		ug/l	0.029	0.003	1	A
4,4'-DDE	ND		ug/l	0.029	0.003	1	A
4,4'-DDD	ND		ug/l	0.029	0.003	1	A
4,4'-DDT	ND		ug/l	0.029	0.003	1	A
Endosulfan I	ND		ug/l	0.014	0.002	1	A
Endosulfan II	ND		ug/l	0.029	0.004	1	A
Endosulfan sulfate	ND		ug/l	0.029	0.003	1	A
Methoxychlor	ND		ug/l	0.143	0.005	1	A
Toxaphene	ND		ug/l	0.143	0.045	1	A
cis-Chlordane	ND		ug/l	0.014	0.005	1	A
trans-Chlordane	ND		ug/l	0.014	0.004	1	A
Chlordane	ND		ug/l	0.143	0.033	1	A

Project Name: PHASE II 169 THIRD AVE **Lab Number:** L2202937

Project Number: 0204090 **Report Date:** 02/01/22

SAMPLE RESULTS

Lab ID:	L2202937-03	Date Collected:	01/19/22 12:30
Client ID:	FIELD BLANK	Date Received:	01/19/22
Sample Location:	169 3RD AVENUE, BROOKLYN, NY	Field Prep:	Not Specified

Sample Depth:

Parameter	Result	Qualifier	Units	RL	MDL	Dilution Factor	Column
Organochlorine Pesticides by GC - Westborough Lab							

Surrogate	% Recovery	Qualifier	Acceptance Criteria	Column
2,4,5,6-Tetrachloro-m-xylene	89		30-150	A
Decachlorobiphenyl	95		30-150	A
2,4,5,6-Tetrachloro-m-xylene	83		30-150	B
Decachlorobiphenyl	72		30-150	B

Project Name: PHASE II 169 THIRD AVE
Project Number: 0204090

Lab Number: L2202937
Report Date: 02/01/22

Method Blank Analysis
Batch Quality Control

Analytical Method: 1,8081B
Analytical Date: 01/21/22 12:14
Analyst: EJL

Extraction Method: EPA 3510C
Extraction Date: 01/20/22 07:15

Parameter	Result	Qualifier	Units	RL	MDL	Column
Organochlorine Pesticides by GC - Westborough Lab for sample(s): 03 Batch: WG1596165-1						
Delta-BHC	ND		ug/l	0.014	0.003	A
Lindane	ND		ug/l	0.014	0.003	A
Alpha-BHC	ND		ug/l	0.014	0.003	A
Beta-BHC	ND		ug/l	0.014	0.004	A
Heptachlor	ND		ug/l	0.014	0.002	A
Aldrin	ND		ug/l	0.014	0.002	A
Heptachlor epoxide	ND		ug/l	0.014	0.003	A
Endrin	ND		ug/l	0.029	0.003	A
Endrin aldehyde	ND		ug/l	0.029	0.006	A
Endrin ketone	ND		ug/l	0.029	0.003	A
Dieldrin	ND		ug/l	0.029	0.003	A
4,4'-DDE	ND		ug/l	0.029	0.003	A
4,4'-DDD	ND		ug/l	0.029	0.003	A
4,4'-DDT	ND		ug/l	0.029	0.003	A
Endosulfan I	ND		ug/l	0.014	0.002	A
Endosulfan II	ND		ug/l	0.029	0.004	A
Endosulfan sulfate	ND		ug/l	0.029	0.003	A
Methoxychlor	ND		ug/l	0.143	0.005	A
Toxaphene	ND		ug/l	0.143	0.045	A
cis-Chlordane	ND		ug/l	0.014	0.005	A
trans-Chlordane	ND		ug/l	0.014	0.004	A
Chlordane	ND		ug/l	0.143	0.033	A

Project Name: PHASE II 169 THIRD AVE
Project Number: 0204090

Lab Number: L2202937
Report Date: 02/01/22

Method Blank Analysis
Batch Quality Control

Analytical Method: 1,8081B
Analytical Date: 01/21/22 12:14
Analyst: EJL

Extraction Method: EPA 3510C
Extraction Date: 01/20/22 07:15

Parameter	Result	Qualifier	Units	RL	MDL	Column
Organochlorine Pesticides by GC - Westborough Lab for sample(s): 03 Batch: WG1596165-1						

Surrogate	%Recovery	Qualifier	Acceptance Criteria	Column
2,4,5,6-Tetrachloro-m-xylene	92		30-150	A
Decachlorobiphenyl	102		30-150	A
2,4,5,6-Tetrachloro-m-xylene	86		30-150	B
Decachlorobiphenyl	76		30-150	B

Project Name: PHASE II 169 THIRD AVE
Project Number: 0204090

Lab Number: L2202937
Report Date: 02/01/22

Method Blank Analysis
Batch Quality Control

Analytical Method: 1,8081B
Analytical Date: 01/22/22 21:59
Analyst: JAW

Extraction Method: EPA 3546
Extraction Date: 01/22/22 01:18
Cleanup Method: EPA 3620B
Cleanup Date: 01/22/22

Parameter	Result	Qualifier	Units	RL	MDL	Column
Organochlorine Pesticides by GC - Westborough Lab for sample(s): 01-02 Batch: WG1596917-1						
Delta-BHC	ND		ug/kg	1.54	0.301	A
Lindane	ND		ug/kg	0.640	0.286	A
Alpha-BHC	ND		ug/kg	0.640	0.182	A
Beta-BHC	ND		ug/kg	1.54	0.582	A
Heptachlor	ND		ug/kg	0.768	0.344	A
Aldrin	ND		ug/kg	1.54	0.541	A
Heptachlor epoxide	ND		ug/kg	2.88	0.864	A
Endrin	ND		ug/kg	0.640	0.262	A
Endrin aldehyde	ND		ug/kg	1.92	0.672	A
Endrin ketone	ND		ug/kg	1.54	0.395	A
Dieldrin	ND		ug/kg	0.960	0.480	A
4,4'-DDE	ND		ug/kg	1.54	0.355	A
4,4'-DDD	ND		ug/kg	1.54	0.548	A
4,4'-DDT	ND		ug/kg	2.88	1.23	A
Endosulfan I	ND		ug/kg	1.54	0.363	A
Endosulfan II	ND		ug/kg	1.54	0.513	A
Endosulfan sulfate	ND		ug/kg	0.640	0.304	A
Methoxychlor	ND		ug/kg	2.88	0.896	A
Toxaphene	ND		ug/kg	28.8	8.06	A
cis-Chlordane	ND		ug/kg	1.92	0.535	A
trans-Chlordane	ND		ug/kg	1.92	0.507	A
Chlordane	ND		ug/kg	12.8	5.09	A

Project Name: PHASE II 169 THIRD AVE
Project Number: 0204090

Lab Number: L2202937
Report Date: 02/01/22

Method Blank Analysis
Batch Quality Control

Analytical Method: 1,8081B
Analytical Date: 01/22/22 21:59
Analyst: JAW

Extraction Method: EPA 3546
Extraction Date: 01/22/22 01:18
Cleanup Method: EPA 3620B
Cleanup Date: 01/22/22

Parameter	Result	Qualifier	Units	RL	MDL	Column
Organochlorine Pesticides by GC - Westborough Lab for sample(s): 01-02 Batch: WG1596917-1						

Surrogate	%Recovery	Qualifier	Acceptance Criteria	Column
2,4,5,6-Tetrachloro-m-xylene	77		30-150	A
Decachlorobiphenyl	65		30-150	A
2,4,5,6-Tetrachloro-m-xylene	69		30-150	B
Decachlorobiphenyl	58		30-150	B

Lab Control Sample Analysis
Batch Quality Control

Project Name: PHASE II 169 THIRD AVE
Project Number: 0204090
Lab Number: L2202937
Report Date: 02/01/22

Parameter	LCS %Recovery	Qual	LCSD %Recovery	Qual	%Recovery Limits	RPD	Qual	RPD Limits	Column
Organochlorine Pesticides by GC - Westborough Lab Associated sample(s): 03 Batch: WG1596165-2 WG1596165-3									
Delta-BHC	90		92		30-150	2		20	A
Lindane	101		99		30-150	2		20	A
Alpha-BHC	99		100		30-150	1		20	A
Beta-BHC	96		100		30-150	5		20	A
Heptachlor	111		115		30-150	4		20	A
Aldrin	109		112		30-150	3		20	A
Heptachlor epoxide	104		106		30-150	2		20	A
Endrin	104		112		30-150	7		20	A
Endrin aldehyde	85		96		30-150	12		20	A
Endrin ketone	110		113		30-150	3		20	A
Dieldrin	114		118		30-150	3		20	A
4,4'-DDE	111		115		30-150	4		20	A
4,4'-DDD	125		129		30-150	3		20	A
4,4'-DDT	120		127		30-150	6		20	A
Endosulfan I	104		109		30-150	5		20	A
Endosulfan II	109		114		30-150	4		20	A
Endosulfan sulfate	108		113		30-150	5		20	A
Methoxychlor	125		127		30-150	2		20	A
cis-Chlordane	99		101		30-150	2		20	A
trans-Chlordane	101		104		30-150	3		20	A

Lab Control Sample Analysis

Batch Quality Control

Project Name: PHASE II 169 THIRD AVE

Project Number: 0204090

Lab Number: L2202937

Report Date: 02/01/22

Parameter	LCS %Recovery	Qual	LCSD %Recovery	Qual	%Recovery Limits	RPD	Qual	RPD Limits
Organochlorine Pesticides by GC - Westborough Lab Associated sample(s): 03 Batch: WG1596165-2 WG1596165-3								

Surrogate	LCS %Recovery	Qual	LCSD %Recovery	Qual	Acceptance Criteria	Column
2,4,5,6-Tetrachloro-m-xylene	85		86		30-150	A
Decachlorobiphenyl	92		87		30-150	A
2,4,5,6-Tetrachloro-m-xylene	80		82		30-150	B
Decachlorobiphenyl	70		68		30-150	B

Lab Control Sample Analysis
Batch Quality Control

Project Name: PHASE II 169 THIRD AVE
Project Number: 0204090

Lab Number: L2202937
Report Date: 02/01/22

Parameter	LCS %Recovery	Qual	LCSD %Recovery	Qual	%Recovery Limits	RPD	Qual	RPD Limits	Column
Organochlorine Pesticides by GC - Westborough Lab Associated sample(s): 01-02 Batch: WG1596917-2 WG1596917-3									
Delta-BHC	42		48		30-150	13		30	A
Lindane	88		100		30-150	13		30	A
Alpha-BHC	76		91		30-150	18		30	A
Beta-BHC	102		113		30-150	10		30	A
Heptachlor	91		105		30-150	14		30	A
Aldrin	86		101		30-150	16		30	A
Heptachlor epoxide	58		67		30-150	14		30	A
Endrin	86		99		30-150	14		30	A
Endrin aldehyde	60		70		30-150	15		30	A
Endrin ketone	75		86		30-150	14		30	A
Dieldrin	91		104		30-150	13		30	A
4,4'-DDE	78		90		30-150	14		30	A
4,4'-DDD	95		110		30-150	15		30	A
4,4'-DDT	85		99		30-150	15		30	A
Endosulfan I	76		89		30-150	16		30	A
Endosulfan II	87		99		30-150	13		30	A
Endosulfan sulfate	70		81		30-150	15		30	A
Methoxychlor	84		101		30-150	18		30	A
cis-Chlordane	64		74		30-150	14		30	A
trans-Chlordane	93		110		30-150	17		30	A

Lab Control Sample Analysis

Batch Quality Control

Project Name: PHASE II 169 THIRD AVE

Project Number: 0204090

Lab Number: L2202937

Report Date: 02/01/22

Parameter	LCS %Recovery	Qual	LCSD %Recovery	Qual	%Recovery Limits	RPD	Qual	RPD Limits
Organochlorine Pesticides by GC - Westborough Lab Associated sample(s): 01-02 Batch: WG1596917-2 WG1596917-3								

Surrogate	LCS %Recovery	Qual	LCSD %Recovery	Qual	Acceptance Criteria	Column
2,4,5,6-Tetrachloro-m-xylene	86		96		30-150	A
Decachlorobiphenyl	85		101		30-150	A
2,4,5,6-Tetrachloro-m-xylene	85		92		30-150	B
Decachlorobiphenyl	75		81		30-150	B

METALS

Project Name: PHASE II 169 THIRD AVE
Lab Number: L2202937
Project Number: 0204090
Report Date: 02/01/22

SAMPLE RESULTS

Lab ID: L2202937-01
Client ID: SB-6 (0-2')
Sample Location: 169 3RD AVENUE, BROOKLYN, NY

Date Collected: 01/19/22 07:40
Date Received: 01/19/22
Field Prep: Not Specified

Sample Depth:
Matrix: Soil
Percent Solids: 90%

Parameter	Result	Qualifier	Units	RL	MDL	Dilution Factor	Date Prepared	Date Analyzed	Prep Method	Analytical Method	Analyst
Total Metals - Mansfield Lab											
Aluminum, Total	4840		mg/kg	8.36	2.26	2	01/21/22 08:10	01/21/22 17:00	EPA 3050B	1,6010D	MC
Antimony, Total	ND		mg/kg	4.18	0.318	2	01/21/22 08:10	01/21/22 17:00	EPA 3050B	1,6010D	MC
Arsenic, Total	5.12		mg/kg	0.836	0.174	2	01/21/22 08:10	01/21/22 17:00	EPA 3050B	1,6010D	MC
Barium, Total	119		mg/kg	0.836	0.145	2	01/21/22 08:10	01/21/22 17:00	EPA 3050B	1,6010D	MC
Beryllium, Total	0.259	J	mg/kg	0.418	0.028	2	01/21/22 08:10	01/21/22 17:00	EPA 3050B	1,6010D	MC
Cadmium, Total	0.736	J	mg/kg	0.836	0.082	2	01/21/22 08:10	01/21/22 17:00	EPA 3050B	1,6010D	MC
Calcium, Total	19900		mg/kg	8.36	2.93	2	01/21/22 08:10	01/21/22 17:00	EPA 3050B	1,6010D	MC
Chromium, Total	14.0		mg/kg	0.836	0.080	2	01/21/22 08:10	01/21/22 17:00	EPA 3050B	1,6010D	MC
Cobalt, Total	4.39		mg/kg	1.67	0.139	2	01/21/22 08:10	01/21/22 17:00	EPA 3050B	1,6010D	MC
Copper, Total	32.3		mg/kg	0.836	0.216	2	01/21/22 08:10	01/21/22 17:00	EPA 3050B	1,6010D	MC
Iron, Total	10400		mg/kg	4.18	0.755	2	01/21/22 08:10	01/21/22 17:00	EPA 3050B	1,6010D	MC
Lead, Total	192		mg/kg	4.18	0.224	2	01/21/22 08:10	01/21/22 17:00	EPA 3050B	1,6010D	MC
Magnesium, Total	2570		mg/kg	8.36	1.29	2	01/21/22 08:10	01/21/22 17:00	EPA 3050B	1,6010D	MC
Manganese, Total	189		mg/kg	0.836	0.133	2	01/21/22 08:10	01/21/22 17:00	EPA 3050B	1,6010D	MC
Mercury, Total	0.913		mg/kg	0.070	0.046	1	01/21/22 08:55	01/24/22 15:31	EPA 7471B	1,7471B	ZK
Nickel, Total	18.1		mg/kg	2.09	0.202	2	01/21/22 08:10	01/21/22 17:00	EPA 3050B	1,6010D	MC
Potassium, Total	719		mg/kg	209	12.0	2	01/21/22 08:10	01/21/22 17:00	EPA 3050B	1,6010D	MC
Selenium, Total	ND		mg/kg	1.67	0.216	2	01/21/22 08:10	01/21/22 17:00	EPA 3050B	1,6010D	MC
Silver, Total	ND		mg/kg	0.836	0.236	2	01/21/22 08:10	01/21/22 17:00	EPA 3050B	1,6010D	MC
Sodium, Total	322		mg/kg	167	2.63	2	01/21/22 08:10	01/21/22 17:00	EPA 3050B	1,6010D	MC
Thallium, Total	ND		mg/kg	1.67	0.263	2	01/21/22 08:10	01/21/22 17:00	EPA 3050B	1,6010D	MC
Vanadium, Total	17.9		mg/kg	0.836	0.170	2	01/21/22 08:10	01/21/22 17:00	EPA 3050B	1,6010D	MC
Zinc, Total	172		mg/kg	4.18	0.245	2	01/21/22 08:10	01/21/22 17:00	EPA 3050B	1,6010D	MC

Project Name: PHASE II 169 THIRD AVE
Lab Number: L2202937
Project Number: 0204090
Report Date: 02/01/22

SAMPLE RESULTS

Lab ID: L2202937-02
Client ID: SB-6 (12-14')
Sample Location: 169 3RD AVENUE, BROOKLYN, NY

Date Collected: 01/19/22 07:52
Date Received: 01/19/22
Field Prep: Not Specified

Sample Depth:
Matrix: Soil
Percent Solids: 86%

Parameter	Result	Qualifier	Units	RL	MDL	Dilution Factor	Date Prepared	Date Analyzed	Prep Method	Analytical Method	Analyst
Total Metals - Mansfield Lab											
Aluminum, Total	7490		mg/kg	9.03	2.44	2	01/21/22 08:10	01/21/22 17:05	EPA 3050B	1,6010D	MC
Antimony, Total	ND		mg/kg	4.52	0.343	2	01/21/22 08:10	01/21/22 17:05	EPA 3050B	1,6010D	MC
Arsenic, Total	3.35		mg/kg	0.903	0.188	2	01/21/22 08:10	01/21/22 17:05	EPA 3050B	1,6010D	MC
Barium, Total	31.7		mg/kg	0.903	0.157	2	01/21/22 08:10	01/21/22 17:05	EPA 3050B	1,6010D	MC
Beryllium, Total	0.361	J	mg/kg	0.452	0.030	2	01/21/22 08:10	01/21/22 17:05	EPA 3050B	1,6010D	MC
Cadmium, Total	0.289	J	mg/kg	0.903	0.089	2	01/21/22 08:10	01/21/22 17:05	EPA 3050B	1,6010D	MC
Calcium, Total	850		mg/kg	9.03	3.16	2	01/21/22 08:10	01/21/22 17:05	EPA 3050B	1,6010D	MC
Chromium, Total	11.5		mg/kg	0.903	0.087	2	01/21/22 08:10	01/21/22 17:05	EPA 3050B	1,6010D	MC
Cobalt, Total	4.70		mg/kg	1.81	0.150	2	01/21/22 08:10	01/21/22 17:05	EPA 3050B	1,6010D	MC
Copper, Total	12.0		mg/kg	0.903	0.233	2	01/21/22 08:10	01/21/22 17:05	EPA 3050B	1,6010D	MC
Iron, Total	11300		mg/kg	4.52	0.816	2	01/21/22 08:10	01/21/22 17:05	EPA 3050B	1,6010D	MC
Lead, Total	12.9		mg/kg	4.52	0.242	2	01/21/22 08:10	01/21/22 17:05	EPA 3050B	1,6010D	MC
Magnesium, Total	1720		mg/kg	9.03	1.39	2	01/21/22 08:10	01/21/22 17:05	EPA 3050B	1,6010D	MC
Manganese, Total	125		mg/kg	0.903	0.144	2	01/21/22 08:10	01/21/22 17:05	EPA 3050B	1,6010D	MC
Mercury, Total	0.109		mg/kg	0.073	0.048	1	01/21/22 08:55	01/24/22 15:34	EPA 7471B	1,7471B	ZK
Nickel, Total	15.6		mg/kg	2.26	0.218	2	01/21/22 08:10	01/21/22 17:05	EPA 3050B	1,6010D	MC
Potassium, Total	761		mg/kg	226	13.0	2	01/21/22 08:10	01/21/22 17:05	EPA 3050B	1,6010D	MC
Selenium, Total	ND		mg/kg	1.81	0.233	2	01/21/22 08:10	01/21/22 17:05	EPA 3050B	1,6010D	MC
Silver, Total	ND		mg/kg	0.903	0.256	2	01/21/22 08:10	01/21/22 17:05	EPA 3050B	1,6010D	MC
Sodium, Total	186		mg/kg	181	2.84	2	01/21/22 08:10	01/21/22 17:05	EPA 3050B	1,6010D	MC
Thallium, Total	ND		mg/kg	1.81	0.284	2	01/21/22 08:10	01/21/22 17:05	EPA 3050B	1,6010D	MC
Vanadium, Total	17.6		mg/kg	0.903	0.183	2	01/21/22 08:10	01/21/22 17:05	EPA 3050B	1,6010D	MC
Zinc, Total	23.8		mg/kg	4.52	0.265	2	01/21/22 08:10	01/21/22 17:05	EPA 3050B	1,6010D	MC

Project Name: PHASE II 169 THIRD AVE
Project Number: 0204090
Lab Number: L2202937
Report Date: 02/01/22

SAMPLE RESULTS

Lab ID: L2202937-03
Client ID: FIELD BLANK
Sample Location: 169 3RD AVENUE, BROOKLYN, NY
Date Collected: 01/19/22 12:30
Date Received: 01/19/22
Field Prep: Not Specified

Sample Depth:
Matrix: Water

Parameter	Result	Qualifier	Units	RL	MDL	Dilution Factor	Date Prepared	Date Analyzed	Prep Method	Analytical Method	Analyst
Total Metals - Mansfield Lab											
Aluminum, Total	0.00440	J	mg/l	0.0100	0.00327	1	01/20/22 08:58	01/20/22 16:43	EPA 3005A	1,6020B	SV
Antimony, Total	ND		mg/l	0.00400	0.00042	1	01/20/22 08:58	01/20/22 16:43	EPA 3005A	1,6020B	SV
Arsenic, Total	ND		mg/l	0.00050	0.00016	1	01/20/22 08:58	01/20/22 16:43	EPA 3005A	1,6020B	SV
Barium, Total	0.00029	J	mg/l	0.00050	0.00017	1	01/20/22 08:58	01/20/22 16:43	EPA 3005A	1,6020B	SV
Beryllium, Total	ND		mg/l	0.00050	0.00010	1	01/20/22 08:58	01/20/22 16:43	EPA 3005A	1,6020B	SV
Cadmium, Total	ND		mg/l	0.00020	0.00005	1	01/20/22 08:58	01/20/22 16:43	EPA 3005A	1,6020B	SV
Calcium, Total	0.0738	J	mg/l	0.100	0.0394	1	01/20/22 08:58	01/20/22 16:43	EPA 3005A	1,6020B	SV
Chromium, Total	ND		mg/l	0.00100	0.00017	1	01/20/22 08:58	01/20/22 16:43	EPA 3005A	1,6020B	SV
Cobalt, Total	ND		mg/l	0.00050	0.00016	1	01/20/22 08:58	01/20/22 16:43	EPA 3005A	1,6020B	SV
Copper, Total	ND		mg/l	0.00100	0.00038	1	01/20/22 08:58	01/20/22 16:43	EPA 3005A	1,6020B	SV
Iron, Total	ND		mg/l	0.0500	0.0191	1	01/20/22 08:58	01/20/22 16:43	EPA 3005A	1,6020B	SV
Lead, Total	ND		mg/l	0.00100	0.00034	1	01/20/22 08:58	01/20/22 16:43	EPA 3005A	1,6020B	SV
Magnesium, Total	ND		mg/l	0.0700	0.0242	1	01/20/22 08:58	01/20/22 16:43	EPA 3005A	1,6020B	SV
Manganese, Total	ND		mg/l	0.00100	0.00044	1	01/20/22 08:58	01/20/22 16:43	EPA 3005A	1,6020B	SV
Mercury, Total	ND		mg/l	0.00020	0.00009	1	01/20/22 11:22	01/22/22 14:16	EPA 7470A	1,7470A	NB
Nickel, Total	ND		mg/l	0.00200	0.00055	1	01/20/22 08:58	01/20/22 16:43	EPA 3005A	1,6020B	SV
Potassium, Total	ND		mg/l	0.100	0.0309	1	01/20/22 08:58	01/20/22 16:43	EPA 3005A	1,6020B	SV
Selenium, Total	ND		mg/l	0.00500	0.00173	1	01/20/22 08:58	01/20/22 16:43	EPA 3005A	1,6020B	SV
Silver, Total	ND		mg/l	0.00040	0.00016	1	01/20/22 08:58	01/20/22 16:43	EPA 3005A	1,6020B	SV
Sodium, Total	0.0538	J	mg/l	0.100	0.0293	1	01/20/22 08:58	01/20/22 16:43	EPA 3005A	1,6020B	SV
Thallium, Total	ND		mg/l	0.00100	0.00014	1	01/20/22 08:58	01/20/22 16:43	EPA 3005A	1,6020B	SV
Vanadium, Total	ND		mg/l	0.00500	0.00157	1	01/20/22 08:58	01/20/22 16:43	EPA 3005A	1,6020B	SV
Zinc, Total	ND		mg/l	0.01000	0.00341	1	01/20/22 08:58	01/20/22 16:43	EPA 3005A	1,6020B	SV

Project Name: PHASE II 169 THIRD AVE **Lab Number:** L2202937

Project Number: 0204090 **Report Date:** 02/01/22

Method Blank Analysis
Batch Quality Control

Parameter	Result	Qualifier	Units	RL	MDL	Dilution Factor	Date Prepared	Date Analyzed	Analytical Method	Analyst
Total Metals - Mansfield Lab for sample(s): 03 Batch: WG1595911-1										
Aluminum, Total	ND		mg/l	0.0100	0.00327	1	01/20/22 08:58	01/20/22 14:42	1,6020B	SV
Antimony, Total	ND		mg/l	0.00400	0.00042	1	01/20/22 08:58	01/20/22 14:42	1,6020B	SV
Arsenic, Total	ND		mg/l	0.00050	0.00016	1	01/20/22 08:58	01/20/22 14:42	1,6020B	SV
Barium, Total	ND		mg/l	0.00050	0.00017	1	01/20/22 08:58	01/20/22 14:42	1,6020B	SV
Beryllium, Total	ND		mg/l	0.00050	0.00010	1	01/20/22 08:58	01/20/22 14:42	1,6020B	SV
Cadmium, Total	ND		mg/l	0.00020	0.00005	1	01/20/22 08:58	01/20/22 14:42	1,6020B	SV
Calcium, Total	ND		mg/l	0.100	0.0394	1	01/20/22 08:58	01/20/22 14:42	1,6020B	SV
Chromium, Total	ND		mg/l	0.00100	0.00017	1	01/20/22 08:58	01/20/22 14:42	1,6020B	SV
Cobalt, Total	ND		mg/l	0.00050	0.00016	1	01/20/22 08:58	01/20/22 14:42	1,6020B	SV
Copper, Total	ND		mg/l	0.00100	0.00038	1	01/20/22 08:58	01/20/22 14:42	1,6020B	SV
Iron, Total	ND		mg/l	0.0500	0.0191	1	01/20/22 08:58	01/20/22 14:42	1,6020B	SV
Lead, Total	ND		mg/l	0.00100	0.00034	1	01/20/22 08:58	01/20/22 14:42	1,6020B	SV
Magnesium, Total	ND		mg/l	0.0700	0.0242	1	01/20/22 08:58	01/20/22 14:42	1,6020B	SV
Manganese, Total	ND		mg/l	0.00100	0.00044	1	01/20/22 08:58	01/20/22 14:42	1,6020B	SV
Nickel, Total	ND		mg/l	0.00200	0.00055	1	01/20/22 08:58	01/20/22 14:42	1,6020B	SV
Potassium, Total	ND		mg/l	0.100	0.0309	1	01/20/22 08:58	01/20/22 14:42	1,6020B	SV
Selenium, Total	ND		mg/l	0.00500	0.00173	1	01/20/22 08:58	01/20/22 14:42	1,6020B	SV
Silver, Total	ND		mg/l	0.00040	0.00016	1	01/20/22 08:58	01/20/22 14:42	1,6020B	SV
Sodium, Total	ND		mg/l	0.100	0.0293	1	01/20/22 08:58	01/20/22 14:42	1,6020B	SV
Thallium, Total	ND		mg/l	0.00100	0.00014	1	01/20/22 08:58	01/20/22 14:42	1,6020B	SV
Vanadium, Total	ND		mg/l	0.00500	0.00157	1	01/20/22 08:58	01/20/22 14:42	1,6020B	SV
Zinc, Total	ND		mg/l	0.01000	0.00341	1	01/20/22 08:58	01/20/22 14:42	1,6020B	SV

Prep Information

Digestion Method: EPA 3005A

Parameter	Result	Qualifier	Units	RL	MDL	Dilution Factor	Date Prepared	Date Analyzed	Analytical Method	Analyst
Total Metals - Mansfield Lab for sample(s): 03 Batch: WG1595914-1										
Mercury, Total	ND		mg/l	0.00020	0.00009	1	01/20/22 11:22	01/22/22 13:16	1,7470A	NB

Project Name: PHASE II 169 THIRD AVE **Lab Number:** L2202937

Project Number: 0204090 **Report Date:** 02/01/22

Method Blank Analysis
Batch Quality Control

Prep Information

Digestion Method: EPA 7470A

Parameter	Result	Qualifier	Units	RL	MDL	Dilution Factor	Date Prepared	Date Analyzed	Analytical Method	Analyst
Total Metals - Mansfield Lab for sample(s): 01-02 Batch: WG1596315-1										
Aluminum, Total	ND		mg/kg	4.00	1.08	1	01/21/22 08:10	01/21/22 15:54	1,6010D	SV
Antimony, Total	ND		mg/kg	2.00	0.152	1	01/21/22 08:10	01/21/22 15:54	1,6010D	SV
Arsenic, Total	ND		mg/kg	0.400	0.083	1	01/21/22 08:10	01/21/22 15:54	1,6010D	SV
Barium, Total	ND		mg/kg	0.400	0.070	1	01/21/22 08:10	01/21/22 15:54	1,6010D	SV
Beryllium, Total	ND		mg/kg	0.200	0.013	1	01/21/22 08:10	01/21/22 15:54	1,6010D	SV
Cadmium, Total	ND		mg/kg	0.400	0.039	1	01/21/22 08:10	01/21/22 15:54	1,6010D	SV
Calcium, Total	ND		mg/kg	4.00	1.40	1	01/21/22 08:10	01/21/22 15:54	1,6010D	SV
Chromium, Total	ND		mg/kg	0.400	0.038	1	01/21/22 08:10	01/21/22 15:54	1,6010D	SV
Cobalt, Total	ND		mg/kg	0.800	0.066	1	01/21/22 08:10	01/21/22 15:54	1,6010D	SV
Copper, Total	ND		mg/kg	0.400	0.103	1	01/21/22 08:10	01/21/22 15:54	1,6010D	SV
Iron, Total	0.892	J	mg/kg	2.00	0.361	1	01/21/22 08:10	01/21/22 15:54	1,6010D	SV
Lead, Total	ND		mg/kg	2.00	0.107	1	01/21/22 08:10	01/21/22 15:54	1,6010D	SV
Magnesium, Total	ND		mg/kg	4.00	0.616	1	01/21/22 08:10	01/21/22 15:54	1,6010D	SV
Manganese, Total	ND		mg/kg	0.400	0.064	1	01/21/22 08:10	01/21/22 15:54	1,6010D	SV
Nickel, Total	ND		mg/kg	1.00	0.097	1	01/21/22 08:10	01/21/22 15:54	1,6010D	SV
Potassium, Total	ND		mg/kg	100	5.76	1	01/21/22 08:10	01/21/22 15:54	1,6010D	SV
Selenium, Total	ND		mg/kg	0.800	0.103	1	01/21/22 08:10	01/21/22 15:54	1,6010D	SV
Silver, Total	ND		mg/kg	0.400	0.113	1	01/21/22 08:10	01/21/22 15:54	1,6010D	SV
Sodium, Total	7.78	J	mg/kg	80.0	1.26	1	01/21/22 08:10	01/21/22 15:54	1,6010D	SV
Thallium, Total	ND		mg/kg	0.800	0.126	1	01/21/22 08:10	01/21/22 15:54	1,6010D	SV
Vanadium, Total	ND		mg/kg	0.400	0.081	1	01/21/22 08:10	01/21/22 15:54	1,6010D	SV
Zinc, Total	ND		mg/kg	2.00	0.117	1	01/21/22 08:10	01/21/22 15:54	1,6010D	SV

Prep Information

Digestion Method: EPA 3050B

Project Name: PHASE II 169 THIRD AVE **Lab Number:** L2202937

Project Number: 0204090 **Report Date:** 02/01/22

Method Blank Analysis
Batch Quality Control

Parameter	Result	Qualifier	Units	RL	MDL	Dilution Factor	Date Prepared	Date Analyzed	Analytical Method	Analyst
Total Metals - Mansfield Lab for sample(s): 01-02 Batch: WG1596318-1										
Mercury, Total	ND		mg/kg	0.083	0.054	1	01/21/22 08:55	01/24/22 14:05	1,7471B	ZK

Prep Information

Digestion Method: EPA 7471B

Lab Control Sample Analysis
Batch Quality Control

Project Name: PHASE II 169 THIRD AVE
Project Number: 0204090

Lab Number: L2202937
Report Date: 02/01/22

Parameter	LCS %Recovery	Qual	LCSD %Recovery	Qual	%Recovery Limits	RPD	Qual	RPD Limits
Total Metals - Mansfield Lab Associated sample(s): 03 Batch: WG1595911-2								
Aluminum, Total	92		-		80-120	-		
Antimony, Total	87		-		80-120	-		
Arsenic, Total	97		-		80-120	-		
Barium, Total	99		-		80-120	-		
Beryllium, Total	107		-		80-120	-		
Cadmium, Total	98		-		80-120	-		
Calcium, Total	109		-		80-120	-		
Chromium, Total	90		-		80-120	-		
Cobalt, Total	87		-		80-120	-		
Copper, Total	91		-		80-120	-		
Iron, Total	97		-		80-120	-		
Lead, Total	98		-		80-120	-		
Magnesium, Total	94		-		80-120	-		
Manganese, Total	92		-		80-120	-		
Nickel, Total	89		-		80-120	-		
Potassium, Total	94		-		80-120	-		
Selenium, Total	97		-		80-120	-		
Silver, Total	102		-		80-120	-		
Sodium, Total	97		-		80-120	-		
Thallium, Total	100		-		80-120	-		
Vanadium, Total	89		-		80-120	-		

Lab Control Sample Analysis
Batch Quality Control

Project Name: PHASE II 169 THIRD AVE
Project Number: 0204090

Lab Number: L2202937
Report Date: 02/01/22

Parameter	LCS %Recovery	LCSD %Recovery	%Recovery Limits	RPD	RPD Limits
Total Metals - Mansfield Lab Associated sample(s): 03 Batch: WG1595911-2					
Zinc, Total	92	-	80-120	-	
Total Metals - Mansfield Lab Associated sample(s): 03 Batch: WG1595914-2					
Mercury, Total	100	-	80-120	-	

Lab Control Sample Analysis
Batch Quality Control

Project Name: PHASE II 169 THIRD AVE
Project Number: 0204090

Lab Number: L2202937
Report Date: 02/01/22

Parameter	LCS %Recovery	LCSD %Recovery	%Recovery Limits	RPD	RPD Limits
Total Metals - Mansfield Lab Associated sample(s): 01-02 Batch: WG1596315-2 SRM Lot Number: D113-540					
Aluminum, Total	72	-	51-149	-	
Antimony, Total	142	-	20-250	-	
Arsenic, Total	90	-	70-130	-	
Barium, Total	88	-	75-125	-	
Beryllium, Total	94	-	75-125	-	
Cadmium, Total	88	-	75-125	-	
Calcium, Total	87	-	73-128	-	
Chromium, Total	88	-	70-130	-	
Cobalt, Total	88	-	75-125	-	
Copper, Total	86	-	75-125	-	
Iron, Total	86	-	36-164	-	
Lead, Total	86	-	72-128	-	
Magnesium, Total	78	-	63-138	-	
Manganese, Total	85	-	77-123	-	
Nickel, Total	88	-	70-130	-	
Potassium, Total	83	-	59-141	-	
Selenium, Total	89	-	66-134	-	
Silver, Total	88	-	70-131	-	
Sodium, Total	97	-	35-164	-	
Thallium, Total	86	-	70-130	-	
Vanadium, Total	86	-	74-126	-	

Lab Control Sample Analysis
Batch Quality Control

Project Name: PHASE II 169 THIRD AVE
Project Number: 0204090

Lab Number: L2202937
Report Date: 02/01/22

Parameter	LCS %Recovery	LCSD %Recovery	%Recovery Limits	RPD	RPD Limits
Total Metals - Mansfield Lab Associated sample(s): 01-02 Batch: WG1596315-2 SRM Lot Number: D113-540					
Zinc, Total	86	-	70-130	-	
Total Metals - Mansfield Lab Associated sample(s): 01-02 Batch: WG1596318-2 SRM Lot Number: D113-540					
Mercury, Total	105	-	60-140	-	

Matrix Spike Analysis
Batch Quality Control

Project Name: PHASE II 169 THIRD AVE
Project Number: 0204090

Lab Number: L2202937
Report Date: 02/01/22

Parameter	Native Sample	MS Added	MS Found	MS %Recovery	Qual	MSD Found	MSD %Recovery	Qual	Recovery Limits	RPD	Qual	RPD Limits
Total Metals - Mansfield Lab Associated sample(s): 03 QC Batch ID: WG1595911-3 WG1595911-4 QC Sample: L2202791-01 Client ID: MS Sample												
Aluminum, Total	0.0449	2	1.87	91		1.89	92		75-125	1		20
Antimony, Total	0.00221J	0.5	0.4182	84		0.3440	**69**	Q	75-125	19		20
Arsenic, Total	ND	0.12	0.1143	95		0.1155	96		75-125	1		20
Barium, Total	0.00339	2	2.019	101		2.021	101		75-125	0		20
Beryllium, Total	ND	0.05	0.04872	97		0.04740	95		75-125	3		20
Cadmium, Total	ND	0.053	0.05294	100		0.05174	98		75-125	2		20
Calcium, Total	8.20	10	19.0	108		17.9	97		75-125	6		20
Chromium, Total	0.00795	0.2	0.1881	90		0.1897	91		75-125	1		20
Cobalt, Total	0.00032J	0.5	0.4431	89		0.4453	89		75-125	0		20
Copper, Total	0.00092J	0.25	0.2322	93		0.2311	92		75-125	0		20
Iron, Total	0.0697	1	1.02	95		1.13	106		75-125	10		20
Lead, Total	ND	0.53	0.5241	99		0.5302	100		75-125	1		20
Magnesium, Total	1.71	10	11.4	97		11.2	95		75-125	2		20
Manganese, Total	0.00594	0.5	0.4661	92		0.4740	94		75-125	2		20
Nickel, Total	0.00281	0.5	0.4429	88		0.4506	90		75-125	2		20
Potassium, Total	0.616	10	9.77	92		9.73	91		75-125	0		20
Selenium, Total	ND	0.12	0.124	103		0.121	101		75-125	2		20
Silver, Total	ND	0.05	0.05214	104		0.05159	103		75-125	1		20
Sodium, Total	3.70	10	12.9	92		12.9	92		75-125	0		20
Thallium, Total	ND	0.12	0.1211	101		0.1232	103		75-125	2		20
Vanadium, Total	ND	0.5	0.4526	90		0.4521	90		75-125	0		20

Matrix Spike Analysis
Batch Quality Control

Project Name: PHASE II 169 THIRD AVE
Project Number: 0204090

Lab Number: L2202937
Report Date: 02/01/22

Parameter	Native Sample	MS Added	MS Found	MS %Recovery	MSD Found	MSD %Recovery	Recovery Limits	RPD	RPD Limits
Total Metals - Mansfield Lab Associated sample(s): 03 QC Batch ID: WG1595911-3 WG1595911-4 QC Sample: L2202791-01 Client ID: MS Sample									
Zinc, Total	0.00986J	0.5	0.4742	95	0.4710	94	75-125	1	20
Total Metals - Mansfield Lab Associated sample(s): 03 QC Batch ID: WG1595914-3 WG1595914-4 QC Sample: L2202791-01 Client ID: MS Sample									
Mercury, Total	0.00016J	0.005	0.00500	100	0.00501	100	75-125	0	20

Matrix Spike Analysis
Batch Quality Control

Project Name: PHASE II 169 THIRD AVE
Project Number: 0204090

Lab Number: L2202937
Report Date: 02/01/22

Parameter	Native Sample	MS Added	MS Found	MS %Recovery		MSD Found	MSD %Recovery	Recovery Limits	RPD	RPD Limits
Total Metals - Mansfield Lab Associated sample(s): 01-02 QC Batch ID: WG1596315-3 QC Sample: L2202728-01 Client ID: MS Sample										
Aluminum, Total	12100	194	13300	**618**	Q	-	-	75-125	-	20
Antimony, Total	ND	48.5	35.4	**73**	Q	-	-	75-125	-	20
Arsenic, Total	5.98	11.6	14.4	**72**	Q	-	-	75-125	-	20
Barium, Total	330	194	293	**0**	Q	-	-	75-125	-	20
Beryllium, Total	0.940	4.85	4.98	83		-	-	75-125	-	20
Cadmium, Total	0.882J	5.14	4.92	96		-	-	75-125	-	20
Calcium, Total	3200	970	3370	**18**	Q	-	-	75-125	-	20
Chromium, Total	18.0	19.4	35.8	92		-	-	75-125	-	20
Cobalt, Total	9.19	48.5	47.0	78		-	-	75-125	-	20
Copper, Total	33.9	24.2	50.7	**69**	Q	-	-	75-125	-	20
Iron, Total	22600	97	23700	**1130**	Q	-	-	75-125	-	20
Lead, Total	380	51.4	282	**0**	Q	-	-	75-125	-	20
Magnesium, Total	3000	970	4830	**189**	Q	-	-	75-125	-	20
Manganese, Total	3600	48.5	688	**0**	Q	-	-	75-125	-	20
Nickel, Total	16.6	48.5	57.9	85		-	-	75-125	-	20
Potassium, Total	722	970	1790	110		-	-	75-125	-	20
Selenium, Total	ND	11.6	8.86	76		-	-	75-125	-	20
Silver, Total	0.310J	29.1	26.8	92		-	-	75-125	-	20
Sodium, Total	264	970	1160	92		-	-	75-125	-	20
Thallium, Total	ND	11.6	7.64	**66**	Q	-	-	75-125	-	20
Vanadium, Total	28.6	48.5	68.4	82		-	-	75-125	-	20

Matrix Spike Analysis
Batch Quality Control

Project Name: PHASE II 169 THIRD AVE
Project Number: 0204090

Lab Number: L2202937
Report Date: 02/01/22

Parameter	Native Sample	MS Added	MS Found	MS %Recovery		MSD Found	MSD %Recovery	Recovery Limits	RPD	RPD Limits
Total Metals - Mansfield Lab Associated sample(s): 01-02 QC Batch ID: WG1596315-3 QC Sample: L2202728-01 Client ID: MS Sample										
Zinc, Total	155	48.5	166	**23**	Q	-	-	75-125	-	20
Total Metals - Mansfield Lab Associated sample(s): 01-02 QC Batch ID: WG1596318-3 QC Sample: L2202728-01 Client ID: MS Sample										
Mercury, Total	ND	0.16	0.230	**144**	Q	-	-	80-120	-	20

Lab Duplicate Analysis
Batch Quality Control

Project Name: PHASE II 169 THIRD AVE
Project Number: 0204090

Lab Number: L2202937
Report Date: 02/01/22

Parameter	Native Sample	Duplicate Sample	Units	RPD	Qual	RPD Limits
Total Metals - Mansfield Lab Associated sample(s): 01-02 QC Batch ID: WG1596315-4 QC Sample: L2202728-01 Client ID: DUP Sample						
Aluminum, Total	12100	11200	mg/kg	8		20
Antimony, Total	ND	ND	mg/kg	NC		20
Arsenic, Total	5.98	5.13	mg/kg	15		20
Barium, Total	330	168	mg/kg	**65**	Q	20
Beryllium, Total	0.940	0.743	mg/kg	**23**	Q	20
Cadmium, Total	0.882J	0.772J	mg/kg	NC		20
Calcium, Total	3200	3620	mg/kg	12		20
Chromium, Total	18.0	17.0	mg/kg	6		20
Cobalt, Total	9.19	9.43	mg/kg	3		20
Copper, Total	33.9	43.2	mg/kg	**24**	Q	20
Iron, Total	22600	21500	mg/kg	5		20
Lead, Total	380	317	mg/kg	18		20
Magnesium, Total	3000	3520	mg/kg	16		20
Manganese, Total	3600	1270	mg/kg	**96**	Q	20
Nickel, Total	16.6	17.6	mg/kg	6		20
Potassium, Total	722	746	mg/kg	3		20
Selenium, Total	ND	ND	mg/kg	NC		20
Silver, Total	0.310J	ND	mg/kg	NC		20
Sodium, Total	264	327	mg/kg	**21**	Q	20

Lab Duplicate Analysis

Batch Quality Control

Project Name: PHASE II 169 THIRD AVE

Project Number: 0204090

Lab Number: L2202937

Report Date: 02/01/22

Parameter	Native Sample	Duplicate Sample	Units	RPD	RPD Limits
Total Metals - Mansfield Lab Associated sample(s): 01-02 QC Batch ID: WG1596315-4 QC Sample: L2202728-01 Client ID: DUP Sample					
Thallium, Total	ND	ND	mg/kg	NC	20
Vanadium, Total	28.6	27.7	mg/kg	3	20
Zinc, Total	155	156	mg/kg	1	20
Total Metals - Mansfield Lab Associated sample(s): 01-02 QC Batch ID: WG1596318-4 QC Sample: L2202728-01 Client ID: DUP Sample					
Mercury, Total	ND	ND	mg/kg	NC	20

Project Name: PHASE II 169 THIRD AVE
Project Number: 0204090

Lab Serial Dilution Analysis
Batch Quality Control

Lab Number: L2202937
Report Date: 02/01/22

Parameter	Native Sample	Serial Dilution	Units	% D	Qual	RPD Limits
Total Metals - Mansfield Lab Associated sample(s): 03 QC Batch ID: WG1595911-6 QC Sample: L2202791-01 Client ID: DUP Sample						
Calcium, Total	8.20	8.29	mg/l	1		20
Sodium, Total	3.70	3.76	mg/l	2		20
Total Metals - Mansfield Lab Associated sample(s): 01-02 QC Batch ID: WG1596315-6 QC Sample: L2202728-01 Client ID: DUP Sample						
Aluminum, Total	12100	13900	mg/kg	15		20
Barium, Total	330	375	mg/kg	14		20
Calcium, Total	3200	3770	mg/kg	18		20
Copper, Total	33.9	38.7	mg/kg	14		20
Iron, Total	22600	27300	mg/kg	**21**	Q	20
Lead, Total	380	460	mg/kg	**21**	Q	20
Magnesium, Total	3000	3590	mg/kg	20		20
Manganese, Total	3600	4260	mg/kg	18		20
Vanadium, Total	28.6	34.0	mg/kg	19		20
Zinc, Total	155	186	mg/kg	20		20

INORGANICS
&
MISCELLANEOUS

Project Name: PHASE II 169 THIRD AVE
Project Number: 0204090

Lab Number: L2202937
Report Date: 02/01/22

SAMPLE RESULTS

Lab ID: L2202937-01
Client ID: SB-6 (0-2')
Sample Location: 169 3RD AVENUE, BROOKLYN, NY

Date Collected: 01/19/22 07:40
Date Received: 01/19/22
Field Prep: Not Specified

Sample Depth:
Matrix: Soil

Parameter	Result	Qualifier	Units	RL	MDL	Dilution Factor	Date Prepared	Date Analyzed	Analytical Method	Analyst
General Chemistry - Westborough Lab										
Solids, Total	89.8		%	0.100	NA	1	-	01/20/22 13:06	121,2540G	RI

Project Name: PHASE II 169 THIRD AVE
Project Number: 0204090

Lab Number: L2202937
Report Date: 02/01/22

SAMPLE RESULTS

Lab ID: L2202937-02
Client ID: SB-6 (12-14')
Sample Location: 169 3RD AVENUE, BROOKLYN, NY

Date Collected: 01/19/22 07:52
Date Received: 01/19/22
Field Prep: Not Specified

Sample Depth:
Matrix: Soil

Parameter	Result	Qualifier	Units	RL	MDL	Dilution Factor	Date Prepared	Date Analyzed	Analytical Method	Analyst
General Chemistry - Westborough Lab										
Solids, Total	86.1		%	0.100	NA	1	-	01/20/22 13:06	121,2540G	RI

Lab Duplicate Analysis

Batch Quality Control

Project Name: PHASE II 169 THIRD AVE

Project Number: 0204090

Lab Number: L2202937

Report Date: 02/01/22

Parameter	Native Sample	Duplicate Sample	Units	RPD	Qual	RPD Limits
General Chemistry - Westborough Lab Associated sample(s): 01-02 QC Batch ID: WG1596127-1 QC Sample: L2202845-01 Client ID: DUP Sample						
Solids, Total	93.3	93.7	%	0		20

Project Name: PHASE II 169 THIRD AVE
Project Number: 0204090

Lab Number: L2202937
Report Date: 02/01/22

Sample Receipt and Container Information

Were project specific reporting limits specified? YES

Cooler Information

Cooler	Custody Seal
A	Absent
C	Absent

Container Information

Container ID	Container Type	Cooler	Initial pH	Final pH	Temp deg C	Pres	Seal	Frozen Date/Time	Analysis(*)
L2202937-01A	Vial MeOH preserved	C	NA		4.5	Y	Absent		NYTCL-8260HLW(14)
L2202937-01B	Vial water preserved	C	NA		4.5	Y	Absent	20-JAN-22 00:53	NYTCL-8260HLW(14)
L2202937-01C	Vial water preserved	C	NA		4.5	Y	Absent	20-JAN-22 00:53	NYTCL-8260HLW(14)
L2202937-01D	Plastic 120ml unpreserved	C	NA		4.5	Y	Absent		TS(7)
L2202937-01E	Metals Only-Glass 60mL/2oz unpreserved	C	NA		4.5	Y	Absent		BE-TI(180),AS-TI(180),BA-TI(180),AG-TI(180),CR-TI(180),AL-TI(180),NI-TI(180),TL-TI(180),SE-TI(180),ZN-TI(180),CU-TI(180),PB-TI(180),SB-TI(180),CO-TI(180),V-TI(180),FE-TI(180),HG-T(28),MN-TI(180),MG-TI(180),K-TI(180),CA-TI(180),NA-TI(180),CD-TI(180)
L2202937-01F	Glass 250ml/8oz unpreserved	C	NA		4.5	Y	Absent		NYTCL-8270(14),NYTCL-8081(14),NYTCL-8082(365)
L2202937-02A	Vial MeOH preserved	C	NA		4.5	Y	Absent		NYTCL-8260HLW(14)
L2202937-02B	Vial water preserved	C	NA		4.5	Y	Absent	20-JAN-22 00:53	NYTCL-8260HLW(14)
L2202937-02C	Vial water preserved	C	NA		4.5	Y	Absent	20-JAN-22 00:53	NYTCL-8260HLW(14)
L2202937-02D	Plastic 120ml unpreserved	C	NA		4.5	Y	Absent		TS(7)
L2202937-02E	Metals Only-Glass 60mL/2oz unpreserved	C	NA		4.5	Y	Absent		BE-TI(180),BA-TI(180),AS-TI(180),AG-TI(180),NI-TI(180),AL-TI(180),CR-TI(180),TL-TI(180),SE-TI(180),CU-TI(180),PB-TI(180),SB-TI(180),ZN-TI(180),CO-TI(180),V-TI(180),FE-TI(180),HG-T(28),MG-TI(180),MN-TI(180),K-TI(180),CD-TI(180),NA-TI(180),CA-TI(180)
L2202937-02F	Glass 250ml/8oz unpreserved	C	NA		4.5	Y	Absent		NYTCL-8270(14),NYTCL-8081(14),NYTCL-8082(365)
L2202937-03A	Vial HCl preserved	A	NA		3.3	Y	Absent		NYTCL-8260(14)
L2202937-03B	Vial HCl preserved	A	NA		3.3	Y	Absent		NYTCL-8260(14)
L2202937-03C	Vial HCl preserved	A	NA		3.3	Y	Absent		NYTCL-8260(14)
L2202937-03D	Plastic 250ml unpreserved	A	NA		3.3	Y	Absent		A2-NY-537-ISOTOPE(14)

*Values in parentheses indicate holding time in days

Project Name: PHASE II 169 THIRD AVE
Project Number: 0204090

Lab Number: L2202937
Report Date: 02/01/22

Container Information

Container ID	Container Type	Cooler	Initial pH	Final pH	Temp deg C	Pres	Seal	Frozen Date/Time	Analysis(*)
L2202937-03E	Amber 120ml unpreserved	A	7	7	3.3	Y	Absent		NYTCL-8082-LVI(365)
L2202937-03F	Amber 120ml unpreserved	A	7	7	3.3	Y	Absent		NYTCL-8082-LVI(365)
L2202937-03G	Amber 120ml unpreserved	A	7	7	3.3	Y	Absent		NYTCL-8081(7)
L2202937-03H	Amber 120ml unpreserved	A	7	7	3.3	Y	Absent		NYTCL-8081(7)
L2202937-03I	Amber 250ml unpreserved	A	7	7	3.3	Y	Absent		NYTCL-8270-LVI(7)
L2202937-03J	Amber 250ml unpreserved	A	7	7	3.3	Y	Absent		NYTCL-8270-LVI(7)
L2202937-03K	Amber 250ml unpreserved	A	7	7	3.3	Y	Absent		A2-1,4-DIOXANE-SIM(7)
L2202937-03L	Amber 250ml unpreserved	A	7	7	3.3	Y	Absent		A2-1,4-DIOXANE-SIM(7)
L2202937-03M	Plastic 250ml HNO3 preserved	A	<2	<2	3.3	Y	Absent		FE-6020T(180),TL-6020T(180),SE-6020T(180),BA-6020T(180),CA-6020T(180),CR-6020T(180),K-6020T(180),NI-6020T(180),NA-6020T(180),CU-6020T(180),ZN-6020T(180),PB-6020T(180),MN-6020T(180),BE-6020T(180),SB-6020T(180),AS-6020T(180),V-6020T(180),CD-6020T(180),HG-T(28),AG-6020T(180),MG-6020T(180),AL-6020T(180),CO-6020T(180)

*Values in parentheses indicate holding time in days

Project Name: PHASE II 169 THIRD AVE
Project Number: 0204090

Lab Number: L2202937
Report Date: 02/01/22

PFAS PARAMETER SUMMARY

Parameter	Acronym	CAS Number
PERFLUOROALKYL CARBOXYLIC ACIDS (PFCAs)		
Perfluorooctadecanoic Acid	PFODA	16517-11-6
Perfluorohexadecanoic Acid	PFHxDA	67905-19-5
Perfluorotetradecanoic Acid	PFTA	376-06-7
Perfluorotridecanoic Acid	PFTrDA	72629-94-8
Perfluorododecanoic Acid	PFDoA	307-55-1
Perfluoroundecanoic Acid	PFUnA	2058-94-8
Perfluorodecanoic Acid	PFDA	335-76-2
Perfluorononanoic Acid	PFNA	375-95-1
Perfluorooctanoic Acid	PFOA	335-67-1
Perfluoroheptanoic Acid	PFHpA	375-85-9
Perfluorohexanoic Acid	PFHxA	307-24-4
Perfluoropentanoic Acid	PFPeA	2706-90-3
Perfluorobutanoic Acid	PFBA	375-22-4
PERFLUOROALKYL SULFONIC ACIDS (PFSAs)		
Perfluorododecanesulfonic Acid	PFDoDS	79780-39-5
Perfluorodecanesulfonic Acid	PFDS	335-77-3
Perfluorononanesulfonic Acid	PFNS	68259-12-1
Perfluorooctanesulfonic Acid	PFOS	1763-23-1
Perfluoroheptanesulfonic Acid	PFHpS	375-92-8
Perfluorohexanesulfonic Acid	PFHxS	355-46-4
Perfluoropentanesulfonic Acid	PFPeS	2706-91-4
Perfluorobutanesulfonic Acid	PFBS	375-73-5
FLUOROTELOMERS		
1H,1H,2H,2H-Perfluorododecanesulfonic Acid	10:2FTS	120226-60-0
1H,1H,2H,2H-Perfluorodecanesulfonic Acid	8:2FTS	39108-34-4
1H,1H,2H,2H-Perfluorooctanesulfonic Acid	6:2FTS	27619-97-2
1H,1H,2H,2H-Perfluorohexanesulfonic Acid	4:2FTS	757124-72-4
PERFLUOROALKANE SULFONAMIDES (FASAs)		
Perfluorooctanesulfonamide	FOSA	754-91-6
N-Ethyl Perfluorooctane Sulfonamide	NEtFOSA	4151-50-2
N-Methyl Perfluorooctane Sulfonamide	NMeFOSA	31506-32-8
PERFLUOROALKANE SULFONYL SUBSTANCES		
N-Ethyl Perfluorooctanesulfonamido Ethanol	NEtFOSE	1691-99-2
N-Methyl Perfluorooctanesulfonamido Ethanol	NMeFOSE	24448-09-7
N-Ethyl Perfluorooctanesulfonamidoacetic Acid	NEtFOSAA	2991-50-6
N-Methyl Perfluorooctanesulfonamidoacetic Acid	NMeFOSAA	2355-31-9
PER- and POLYFLUOROALKYL ETHER CARBOXYLIC ACIDS		
2,3,3,3-Tetrafluoro-2-[1,1,2,2,3,3,3-Heptafluoropropoxy]-Propanoic Acid	HFPO-DA	13252-13-6
4,8-Dioxa-3h-Perfluorononanoic Acid	ADONA	919005-14-4
CHLORO-PERFLUOROALKYL SULFONIC ACIDS		
11-Chloroeicosafluoro-3-Oxaundecane-1-Sulfonic Acid	11Cl-PF3OUdS	763051-92-9
9-Chlorohexadecafluoro-3-Oxanone-1-Sulfonic Acid	9Cl-PF3ONS	756426-58-1
PERFLUOROETHER SULFONIC ACIDS (PFESAs)		
Perfluoro(2-Ethoxyethane)Sulfonic Acid	PFEESA	113507-82-7
PERFLUOROETHER/POLYETHER CARBOXYLIC ACIDS (PFPCAs)		
Perfluoro-3-Methoxypropanoic Acid	PFMPA	377-73-1
Perfluoro-4-Methoxybutanoic Acid	PFMBA	863090-89-5
Nonafluoro-3,6-Dioxaheptanoic Acid	NFDHA	151772-58-6

Project Name:	PHASE II 169 THIRD AVE	**Lab Number:**	L2202937
Project Number:	0204090	**Report Date:**	02/01/22

GLOSSARY

Acronyms

DL	- Detection Limit: This value represents the level to which target analyte concentrations are reported as estimated values, when those target analyte concentrations are quantified below the limit of quantitation (LOQ). The DL includes any adjustments from dilutions, concentrations or moisture content, where applicable. (DoD report formats only.)
EDL	- Estimated Detection Limit: This value represents the level to which target analyte concentrations are reported as estimated values, when those target analyte concentrations are quantified below the reporting limit (RL). The EDL includes any adjustments from dilutions, concentrations or moisture content, where applicable. The use of EDLs is specific to the analysis of PAHs using Solid-Phase Microextraction (SPME).
EMPC	- Estimated Maximum Possible Concentration: The concentration that results from the signal present at the retention time of an analyte when the ions meet all of the identification criteria except the ion abundance ratio criteria. An EMPC is a worst-case estimate of the concentration.
EPA	- Environmental Protection Agency.
LCS	- Laboratory Control Sample: A sample matrix, free from the analytes of interest, spiked with verified known amounts of analytes or a material containing known and verified amounts of analytes.
LCSD	- Laboratory Control Sample Duplicate: Refer to LCS.
LFB	- Laboratory Fortified Blank: A sample matrix, free from the analytes of interest, spiked with verified known amounts of analytes or a material containing known and verified amounts of analytes.
LOD	- Limit of Detection: This value represents the level to which a target analyte can reliably be detected for a specific analyte in a specific matrix by a specific method. The LOD includes any adjustments from dilutions, concentrations or moisture content, where applicable. (DoD report formats only.)
LOQ	- Limit of Quantitation: The value at which an instrument can accurately measure an analyte at a specific concentration. The LOQ includes any adjustments from dilutions, concentrations or moisture content, where applicable. (DoD report formats only.) Limit of Quantitation: The value at which an instrument can accurately measure an analyte at a specific concentration. The LOQ includes any adjustments from dilutions, concentrations or moisture content, where applicable. (DoD report formats only.)
MDL	- Method Detection Limit: This value represents the level to which target analyte concentrations are reported as estimated values, when those target analyte concentrations are quantified below the reporting limit (RL). The MDL includes any adjustments from dilutions, concentrations or moisture content, where applicable.
MS	- Matrix Spike Sample: A sample prepared by adding a known mass of target analyte to a specified amount of matrix sample for which an independent estimate of target analyte concentration is available. For Method 332.0, the spike recovery is calculated using the native concentration, including estimated values.
MSD	- Matrix Spike Sample Duplicate: Refer to MS.
NA	- Not Applicable.
NC	- Not Calculated: Term is utilized when one or more of the results utilized in the calculation are non-detect at the parameter's reporting unit.
NDPA/DPA	- N-Nitrosodiphenylamine/Diphenylamine.
NI	- Not Ignitable.
NP	- Non-Plastic: Term is utilized for the analysis of Atterberg Limits in soil.
NR	- No Results: Term is utilized when 'No Target Compounds Requested' is reported for the analysis of Volatile or Semivolatile Organic TIC only requests.
RL	- Reporting Limit: The value at which an instrument can accurately measure an analyte at a specific concentration. The RL includes any adjustments from dilutions, concentrations or moisture content, where applicable.
RPD	- Relative Percent Difference: The results from matrix and/or matrix spike duplicates are primarily designed to assess the precision of analytical results in a given matrix and are expressed as relative percent difference (RPD). Values which are less than five times the reporting limit for any individual parameter are evaluated by utilizing the absolute difference between the values; although the RPD value will be provided in the report.
SRM	- Standard Reference Material: A reference sample of a known or certified value that is of the same or similar matrix as the associated field samples.
STLP	- Semi-dynamic Tank Leaching Procedure per EPA Method 1315.
TEF	- Toxic Equivalency Factors: The values assigned to each dioxin and furan to evaluate their toxicity relative to 2,3,7,8-TCDD.
TEQ	- Toxic Equivalent: The measure of a sample's toxicity derived by multiplying each dioxin and furan by its corresponding TEF and then summing the resulting values.
TIC	- Tentatively Identified Compound: A compound that has been identified to be present and is not part of the target compound list (TCL) for the method and/or program. All TICs are qualitatively identified and reported as estimated concentrations.

Report Format: DU Report with 'J' Qualifiers

Project Name:	PHASE II 169 THIRD AVE	**Lab Number:**	L2202937
Project Number:	0204090	**Report Date:**	02/01/22

Footnotes

1 - The reference for this analyte should be considered modified since this analyte is absent from the target analyte list of the original method.

Terms

Analytical Method: Both the document from which the method originates and the analytical reference method. (Example: EPA 8260B is shown as 1,8260B.) The codes for the reference method documents are provided in the References section of the Addendum.

Difference: With respect to Total Oxidizable Precursor (TOP) Assay analysis, the difference is defined as the Post-Treatment value minus the Pre-Treatment value.

Final pH: As it pertains to Sample Receipt & Container Information section of the report, Final pH reflects pH of container determined after adjustment at the laboratory, if applicable. If no adjustment required, value reflects Initial pH.

Frozen Date/Time: With respect to Volatile Organics in soil, Frozen Date/Time reflects the date/time at which associated Reagent Water-preserved vials were initially frozen. Note: If frozen date/time is beyond 48 hours from sample collection, value will be reflected in 'bold'.

Initial pH: As it pertains to Sample Receipt & Container Information section of the report, Initial pH reflects pH of container determined upon receipt, if applicable.

PAH Total: With respect to Alkylated PAH analyses, the 'PAHs, Total' result is defined as the summation of results for all or a subset of the following compounds: Naphthalene, C1-C4 Naphthalenes, 2-Methylnaphthalene, 1-Methylnaphthalene, Biphenyl, Acenaphthylene, Acenaphthene, Fluorene, C1-C3 Fluorenes, Phenanthrene, C1-C4 Phenanthrenes/Anthracenes, Anthracene, Fluoranthene, Pyrene, C1-C4 Fluoranthenes/Pyrenes, Benz(a)anthracene, Chrysene, C1-C4 Chrysenes, Benzo(b)fluoranthene, Benzo(j)+(k)fluoranthene, Benzo(e)pyrene, Benzo(a)pyrene, Perylene, Indeno(1,2,3-cd)pyrene, Dibenz(ah)+(ac)anthracene, Benzo(g,h,i)perylene. If a 'Total' result is requested, the results of its individual components will also be reported.

PFAS Total: With respect to PFAS analyses, the 'PFAS, Total (5)' result is defined as the summation of results for: PFHpA, PFHxS, PFOA, PFNA and PFOS. In addition, the 'PFAS, Total (6)' result is defined as the summation of results for: PFHpA, PFHxS, PFOA, PFNA, PFDA and PFOS. For MassDEP DW compliance analysis only, the 'PFAS, Total (6)' result is defined as the summation of results at or above the RL. Note: If a 'Total' result is requested, the results of its individual components will also be reported.

The target compound Chlordane (CAS No. 57-74-9) is reported for GC ECD analyses. Per EPA,this compound "refers to a mixture of chlordane isomers, other chlorinated hydrocarbons and numerous other components." (Reference: USEPA Toxicological Review of Chlordane, In Support of Summary Information on the Integrated Risk Information System (IRIS), December 1997.)

Total: With respect to Organic analyses, a 'Total' result is defined as the summation of results for individual isomers or Aroclors. If a 'Total' result is requested, the results of its individual components will also be reported. This is applicable to 'Total' results for methods 8260, 8081 and 8082.

Data Qualifiers

A - Spectra identified as "Aldol Condensates" are byproducts of the extraction/concentration procedures when acetone is introduced in the process.

B - The analyte was detected above the reporting limit in the associated method blank. Flag only applies to associated field samples that have detectable concentrations of the analyte at less than ten times (10x) the concentration found in the blank. For MCP-related projects, flag only applies to associated field samples that have detectable concentrations of the analyte at less than ten times (10x) the concentration found in the blank. For DOD-related projects, flag only applies to associated field samples that have detectable concentrations of the analyte at less than ten times (10x) the concentration found in the blank AND the analyte was detected above one-half the reporting limit (or above the reporting limit for common lab contaminants) in the associated method blank. For NJ-Air-related projects, flag only applies to associated field samples that have detectable concentrations of the analyte above the reporting limit. For NJ-related projects (excluding Air), flag only applies to associated field samples that have detectable concentrations of the analyte, which was detected above the reporting limit in the associated method blank or above five times the reporting limit for common lab contaminants (Phthalates, Acetone, Methylene Chloride, 2-Butanone).

C - Co-elution: The target analyte co-elutes with a known lab standard (i.e. surrogate, internal standards, etc.) for co-extracted analyses.

D - Concentration of analyte was quantified from diluted analysis. Flag only applies to field samples that have detectable concentrations of the analyte.

E - Concentration of analyte exceeds the range of the calibration curve and/or linear range of the instrument.

F - The ratio of quantifier ion response to qualifier ion response falls outside of the laboratory criteria. Results are considered to be an estimated maximum concentration.

G - The concentration may be biased high due to matrix interferences (i.e, co-elution) with non-target compound(s). The result should be considered estimated.

H - The analysis of pH was performed beyond the regulatory-required holding time of 15 minutes from the time of sample collection.

I - The lower value for the two columns has been reported due to obvious interference.

J - Estimated value. The Target analyte concentration is below the quantitation limit (RL), but above the Method Detection Limit (MDL) or Estimated Detection Limit (EDL) for SPME-related analyses. This represents an estimated concentration for Tentatively Identified Compounds (TICs).

M - Reporting Limit (RL) exceeds the MCP CAM Reporting Limit for this analyte.

ND - Not detected at the method detection limit (MDL) for the sample, or estimated detection limit (EDL) for SPME-related analyses.

Report Format: DU Report with 'J' Qualifiers

Project Name:	PHASE II 169 THIRD AVE	**Lab Number:**	L2202937
Project Number:	0204090	**Report Date:**	02/01/22

Data Qualifiers

NJ - Presumptive evidence of compound. This represents an estimated concentration for Tentatively Identified Compounds (TICs), where the identification is based on a mass spectral library search.

P - The RPD between the results for the two columns exceeds the method-specified criteria.

Q - The quality control sample exceeds the associated acceptance criteria. For DOD-related projects, LCS and/or Continuing Calibration Standard exceedences are also qualified on all associated sample results. Note: This flag is not applicable for matrix spike recoveries when the sample concentration is greater than 4x the spike added or for batch duplicate RPD when the sample concentrations are less than 5x the RL. (Metals only.)

R - Analytical results are from sample re-analysis.

RE - Analytical results are from sample re-extraction.

S - Analytical results are from modified screening analysis.

V - The surrogate associated with this target analyte has a recovery outside the QC acceptance limits. (Applicable to MassDEP DW Compliance samples only.)

Z - The batch matrix spike and/or duplicate associated with this target analyte has a recovery/RPD outside the QC acceptance limits. (Applicable to MassDEP DW Compliance samples only.)

Report Format: DU Report with 'J' Qualifiers

Project Name:	PHASE II 169 THIRD AVE	**Lab Number:**	L2202937
Project Number:	0204090	**Report Date:**	02/01/22

REFERENCES

1 Test Methods for Evaluating Solid Waste: Physical/Chemical Methods. EPA SW-846. Third Edition. Updates I - VI, 2018.

121 Standard Methods for the Examination of Water and Wastewater. APHA-AWWA-WEF. Standard Methods Online.

134 Determination of Selected Perfluorinated Alkyl Acids in Drinking Water by Solid Phase Extraction and Liquid Chromatography/Tandem Mass Spectrometry (LC/MS/MS) using Isotope Dilution. Alpha SOP 23528.

LIMITATION OF LIABILITIES

Alpha Analytical performs services with reasonable care and diligence normal to the analytical testing laboratory industry. In the event of an error, the sole and exclusive responsibility of Alpha Analytical shall be to re-perform the work at it's own expense. In no event shall Alpha Analytical be held liable for any incidental, consequential or special damages, including but not limited to, damages in any way connected with the use of, interpretation of, information or analysis provided by Alpha Analytical.

We strongly urge our clients to comply with EPA protocol regarding sample volume, preservation, cooling, containers, sampling procedures, holding time and splitting of samples in the field.

Certification Information

The following analytes are not included in our Primary NELAP Scope of Accreditation:

Westborough Facility
EPA 624/624.1: m/p-xylene, o-xylene, Naphthalene
EPA 625/625.1: alpha-Terpineol
EPA 8260C/8260D: NPW: 1,2,4,5-Tetramethylbenzene; 4-Ethyltoluene, Azobenzene; SCM: Iodomethane (methyl iodide), 1,2,4,5-Tetramethylbenzene; 4-Ethyltoluene.
EPA 8270D/8270E: NPW: Dimethylnaphthalene,1,4-Diphenylhydrazine, alpha-Terpineol; SCM: Dimethylnaphthalene,1,4-Diphenylhydrazine.
SM4500: NPW: Amenable Cyanide; SCM: Total Phosphorus, TKN, NO2, NO3.

Mansfield Facility
SM 2540D: TSS
EPA 8082A: NPW: PCB: 1, 5, 31, 87,101, 110, 141, 151, 153, 180, 183, 187.
EPA TO-15: Halothane, 2,4,4-Trimethyl-2-pentene, 2,4,4-Trimethyl-1-pentene, Thiophene, 2-Methylthiophene, 3-Methylthiophene, 2-Ethylthiophene, 1,2,3-Trimethylbenzene, Indan, Indene, 1,2,4,5-Tetramethylbenzene, Benzothiophene, 1-Methylnaphthalene.
Biological Tissue Matrix: EPA 3050B

The following analytes are included in our Massachusetts DEP Scope of Accreditation

Westborough Facility:

Drinking Water
EPA 300.0: Chloride, Nitrate-N, Fluoride, Sulfate; **EPA 353.2**: Nitrate-N, Nitrite-N; **SM4500NO3-F**: Nitrate-N, Nitrite-N; **SM4500F-C, SM4500CN-CE, EPA 180.1, SM2130B, SM4500Cl-D, SM2320B, SM2540C, SM4500H-B, SM4500NO2-B**
EPA 332: Perchlorate; **EPA 524.2:** THMs and VOCs; **EPA 504.1:** EDB, DBCP.
Microbiology: **SM9215B; SM9223-P/A, SM9223B-Colilert-QT,SM9222D**.

Non-Potable Water
SM4500H,B, EPA 120.1, SM2510B, SM2540C, SM2320B, SM4500CL-E, SM4500F-BC, SM4500NH3-BH: Ammonia-N and Kjeldahl-N, **EPA 350.1**: Ammonia-N, **LACHAT 10-107-06-1-B**: Ammonia-N, **EPA 351.1, SM4500NO3-F, EPA 353.2**: Nitrate-N, **SM4500P-E, SM4500P-B, E, SM4500SO4-E, SM5220D, EPA 410.4, SM5210B, SM5310C, SM4500CL-D, EPA 1664, EPA 420.1, SM4500-CN-CE, SM2540D, EPA 300: Chloride, Sulfate, Nitrate.**
EPA 624.1: Volatile Halocarbons & Aromatics,
EPA 608.3: Chlordane, Toxaphene, Aldrin, alpha-BHC, beta-BHC, gamma-BHC, delta-BHC, Dieldrin, DDD, DDE, DDT, Endosulfan I, Endosulfan II, Endosulfan sulfate, Endrin, Endrin Aldehyde, Heptachlor, Heptachlor Epoxide, PCBs
EPA 625.1: SVOC (Acid/Base/Neutral Extractables), **EPA 600/4-81-045**: PCB-Oil.
Microbiology: **SM9223B-Colilert-QT; Enterolert-QT, SM9221E, EPA 1600, EPA 1603, SM9222D.**

Mansfield Facility:

Drinking Water
EPA 200.7: Al, Ba, Cd, Cr, Cu, Fe, Mn, Ni, Na, Ag, Ca, Zn. **EPA 200.8:** Al, Sb, As, Ba, Be, Cd, Cr, Cu, Pb, Mn, Ni, Se, Ag, TL, Zn. **EPA 245.1** Hg.
EPA 522, EPA 537.1.

Non-Potable Water
EPA 200.7: Al, Sb, As, Be, Cd, Ca, Cr, Co, Cu, Fe, Pb, Mg, Mn, Mo, Ni, K, Se, Ag, Na, Sr, TL, Ti, V, Zn.
EPA 200.8: Al, Sb, As, Be, Cd, Cr, Cu, Fe, Pb, Mn, Ni, K, Se, Ag, Na, TL, Zn.
EPA 245.1 Hg.
SM2340B

For a complete listing of analytes and methods, please contact your Alpha Project Manager.

ALPHA ANALYTICAL

Westborough, MA 01581
8 Walkup Dr.
TEL: 508-898-9220
FAX: 508-898-9193

Mansfield, MA 02048
320 Forbes Blvd
TEL: 508-822-9300
FAX: 508-822-3288

NEW YORK CHAIN OF CUSTODY

Service Centers
Mahwah, NJ 07430: 35 Whitney Rd, Suite 5
Albany, NY 12205: 14 Walker Way
Tonawanda, NY 14150: 275 Cooper Ave, Suite 105

Page 1 of 1

Date Rec'd in Lab: 01/19/22

ALPHA Job #: L2203937

Client Information
Client: Haley & Aldrich of New York
Address: 237 West 35th Street, Floor 16, New York, NY 10123
Phone:
Fax:
Email: MCarbone@haleyaldrich.com

Project Information
Project Name: Phase II 164 Third Ave
Project Location: 164 Third Ave, Brooklyn, NY
Project # 0204090
(Use Project name as Project #) ☐
Project Manager: Mari Cate Carlen
ALPHAQuote #:

Turn-Around Time
Standard ☑ Due Date:
Rush (only if pre approved) ☐ # of Days:

Deliverables
☐ ASP-A ☑ ASP-B
☐ EQuIS (1 File) ☐ EQuIS (4 Full)
☐ Other

Billing Information
☑ Same as Client Info
PO #

Regulatory Requirement
☐ NY TOGS ☑ NY Part 375
☐ AWQ Standards ☑ NY CP-51
☑ NY Restricted Use ☐ Other
☑ NY Unrestricted Use
☐ NYC Sewer Discharge

Disposal Site Information
Please identify below location of applicable disposal facilities.
Disposal Facility:
☐ NJ ☐ NY
☐ Other:

These samples have been previously analyzed by Alpha ☐

Other project specific requirements/comments:
Analytical Methods in "Analysis" columns should include all compounds included in NYSDEC Part 375-6.8 and CP-51

Please specify Metals or TAL.

Sample Filtration
☐ Done
☐ Lab to do
Preservation
☐ Lab to do
(Please Specify below)

ALPHA Lab ID (Lab Use Only)	Sample ID	Collection Date	Collection Time	Sample Matrix	Sampler's Initials	VOCs 8260	SVOCs 8270	Pesticides/PCBs 8081/8082	TAL Total Metals	NY PFAS				Sample Specific Comments	Total Bottles
02937-01	SB-6 (0-2')	1-19-22	0740	S	25	X	X	X	X						
-02	SB-6 (12-14')	1-19-22	0752	S	25	X	X	X	X						
-03	Field Blank		1230	FB	25	X	X	X	X	X					

Preservative Code:
A = None
B = HCl
C = HNO_3
D = H_2SO_4
E = NaOH
F = MeOH
G = $NaHSO_4$
H = $Na_2S_2O_3$
K/E = Zn Ac/NaOH
O = Other

Container Code
P = Plastic
A = Amber Glass
V = Vial
G = Glass
B = Bacteria Cup
C = Cube
O = Other
E = Encore
D = BOD Bottle

Westboro: Certification No: MA935
Mansfield: Certification No: MA015

Container Type	V	A	A	A	P			
Preservative	F	A	A	A	A			

Relinquished By:	Date/Time	Received By:	Date/Time
[illegible]	1-19-22/14:10	[illegible]	1/19/22 14:10
[illegible]	1/19/22 16:40	Paul Massella	1/19/22 16:40
Paul Massella	1/19/22	[illegible]	1/19/22

Please print clearly, legibly and completely. Samples can not be logged in and turnaround time clock will not start until any ambiguities are resolved. BY EXECUTING THIS COC, THE CLIENT HAS READ AND AGREES TO BE BOUND BY ALPHA'S TERMS & CONDITIONS. (See reverse side.)

Form No. 01-25 HC (rev. 30-Sept-2013)

ANALYTICAL REPORT

Lab Number:	L2202938
Client:	Haley & Aldrich 237 West 35th Street 16th Floor New York, NY 10123
ATTN:	Mari Cate Conlon
Phone:	(347) 271-1521
Project Name:	PHASE II 169 THIRD AVE
Project Number:	0204090
Report Date:	01/26/22

The original project report/data package is held by Alpha Analytical. This report/data package is paginated and should be reproduced only in its entirety. Alpha Analytical holds no responsibility for results and/or data that are not consistent with the original.

Certifications & Approvals: MA (M-MA086), NH NELAP (2064), CT (PH-0574), IL (200077), ME (MA00086), MD (348), NJ (MA935), NY (11148), NC (25700/666), PA (68-03671), RI (LAO00065), TX (T104704476), VT (VT-0935), VA (460195), USDA (Permit #P330-17-00196).

Eight Walkup Drive, Westborough, MA 01581-1019
508-898-9220 (Fax) 508-898-9193 800-624-9220 - www.alphalab.com

Project Name: PHASE II 169 THIRD AVE
Project Number: 0204090

Lab Number: L2202938
Report Date: 01/26/22

Alpha Sample ID	Client ID	Matrix	Sample Location	Collection Date/Time	Receive Date
L2202938-01	TW-1	WATER	169 3RD AVENUE, BROOKLYN, NY	01/19/22 10:00	01/19/22
L2202938-02	TW-2	WATER	169 3RD AVENUE, BROOKLYN, NY	01/19/22 09:45	01/19/22
L2202938-03	TW-3	WATER	169 3RD AVENUE, BROOKLYN, NY	01/19/22 11:00	01/19/22
L2202938-04	MW-1	WATER	169 3RD AVENUE, BROOKLYN, NY	01/19/22 13:30	01/19/22

Project Name:	PHASE II 169 THIRD AVE	**Lab Number:**	L2202938
Project Number:	0204090	**Report Date:**	01/26/22

Case Narrative

The samples were received in accordance with the Chain of Custody and no significant deviations were encountered during the preparation or analysis unless otherwise noted. Sample Receipt, Container Information, and the Chain of Custody are located at the back of the report.

Results contained within this report relate only to the samples submitted under this Alpha Lab Number and meet NELAP requirements for all NELAP accredited parameters unless otherwise noted in the following narrative. The data presented in this report is organized by parameter (i.e. VOC, SVOC, etc.). Sample specific Quality Control data (i.e. Surrogate Spike Recovery) is reported at the end of the target analyte list for each individual sample, followed by the Laboratory Batch Quality Control at the end of each parameter. Tentatively Identified Compounds (TICs), if requested, are reported for compounds identified to be present and are not part of the method/program Target Compound List, even if only a subset of the TCL are being reported. If a sample was re-analyzed or re-extracted due to a required quality control corrective action and if both sets of data are reported, the Laboratory ID of the re-analysis or re-extraction is designated with an "R" or "RE", respectively.

When multiple Batch Quality Control elements are reported (e.g. more than one LCS), the associated samples for each element are noted in the grey shaded header line of each data table. Any Laboratory Batch, Sample Specific % recovery or RPD value that is outside the listed Acceptance Criteria is bolded in the report. In reference to questions H (CAM) or 4 (RCP) when "NO" is checked, the performance criteria for CAM and RCP methods allow for some quality control failures to occur and still be within method compliance. In these instances, the specific failure is not narrated but noted in the associated QC Outlier Summary Report, located directly after the Case Narrative. QC information is also incorporated in the Data Usability Assessment table (Format 11) of our Data Merger tool, where it can be reviewed in conjunction with the sample result, associated regulatory criteria and any associated data usability implications.

Soil/sediments, solids and tissues are reported on a dry weight basis unless otherwise noted. Definitions of all data qualifiers and acronyms used in this report are provided in the Glossary located at the back of the report.

HOLD POLICY - For samples submitted on hold, Alpha's policy is to hold samples (with the exception of Air canisters) free of charge for 21 calendar days from the date the project is completed. After 21 calendar days, we will dispose of all samples submitted including those put on hold unless you have contacted your Alpha Project Manager and made arrangements for Alpha to continue to hold the samples. Air canisters will be disposed after 3 business days from the date the project is completed.

Please contact Project Management at 800-624-9220 with any questions.

Project Name:	PHASE II 169 THIRD AVE	**Lab Number:**	L2202938
Project Number:	0204090	**Report Date:**	01/26/22

Case Narrative (continued)

Report Submission

January 26, 2022: This final report includes the results of all requested analyses.

January 25, 2022: This is a preliminary report.

All non-detect (ND) or estimated concentrations (J-qualified) have been quantitated to the limit noted in the MDL column.

Perfluorinated Alkyl Acids by Isotope Dilution

L2202938-01, -02, -03, and -04: The sample was centrifuged and decanted prior to extraction due to sample matrix.

L2202938-01, -02, -03, -04, and WG1596378-1: Extracted Internal Standard recoveries were outside the acceptance criteria for individual analytes. Please refer to the surrogate section of the report for details.

I, the undersigned, attest under the pains and penalties of perjury that, to the best of my knowledge and belief and based upon my personal inquiry of those responsible for providing the information contained in this analytical report, such information is accurate and complete. This certificate of analysis is not complete unless this page accompanies any and all pages of this report.

Authorized Signature: Melissa Sturgis Melissa Sturgis

Title: Technical Director/Representative Date: 01/26/22

ORGANICS

VOLATILES

Project Name: PHASE II 169 THIRD AVE **Lab Number:** L2202938

Project Number: 0204090 **Report Date:** 01/26/22

SAMPLE RESULTS

Lab ID: L2202938-01
Client ID: TW-1
Sample Location: 169 3RD AVENUE, BROOKLYN, NY

Date Collected: 01/19/22 10:00
Date Received: 01/19/22
Field Prep: Not Specified

Sample Depth:
Matrix: Water
Analytical Method: 1,8260C
Analytical Date: 01/20/22 15:52
Analyst: LAC

Parameter	Result	Qualifier	Units	RL	MDL	Dilution Factor
Volatile Organics by GC/MS - Westborough Lab						
Methylene chloride	ND		ug/l	2.5	0.70	1
1,1-Dichloroethane	ND		ug/l	2.5	0.70	1
Chloroform	ND		ug/l	2.5	0.70	1
Carbon tetrachloride	ND		ug/l	0.50	0.13	1
1,2-Dichloropropane	ND		ug/l	1.0	0.14	1
Dibromochloromethane	ND		ug/l	0.50	0.15	1
1,1,2-Trichloroethane	ND		ug/l	1.5	0.50	1
Tetrachloroethene	0.33	J	ug/l	0.50	0.18	1
Chlorobenzene	ND		ug/l	2.5	0.70	1
Trichlorofluoromethane	ND		ug/l	2.5	0.70	1
1,2-Dichloroethane	ND		ug/l	0.50	0.13	1
1,1,1-Trichloroethane	ND		ug/l	2.5	0.70	1
Bromodichloromethane	ND		ug/l	0.50	0.19	1
trans-1,3-Dichloropropene	ND		ug/l	0.50	0.16	1
cis-1,3-Dichloropropene	ND		ug/l	0.50	0.14	1
1,3-Dichloropropene, Total	ND		ug/l	0.50	0.14	1
1,1-Dichloropropene	ND		ug/l	2.5	0.70	1
Bromoform	ND		ug/l	2.0	0.65	1
1,1,2,2-Tetrachloroethane	ND		ug/l	0.50	0.17	1
Benzene	ND		ug/l	0.50	0.16	1
Toluene	ND		ug/l	2.5	0.70	1
Ethylbenzene	ND		ug/l	2.5	0.70	1
Chloromethane	ND		ug/l	2.5	0.70	1
Bromomethane	ND		ug/l	2.5	0.70	1
Vinyl chloride	0.36	J	ug/l	1.0	0.07	1
Chloroethane	ND		ug/l	2.5	0.70	1
1,1-Dichloroethene	ND		ug/l	0.50	0.17	1
trans-1,2-Dichloroethene	ND		ug/l	2.5	0.70	1

Project Name: PHASE II 169 THIRD AVE **Lab Number:** L2202938

Project Number: 0204090 **Report Date:** 01/26/22

SAMPLE RESULTS

Lab ID: L2202938-01 Date Collected: 01/19/22 10:00

Client ID: TW-1 Date Received: 01/19/22

Sample Location: 169 3RD AVENUE, BROOKLYN, NY Field Prep: Not Specified

Sample Depth:

Parameter	Result	Qualifier	Units	RL	MDL	Dilution Factor
Volatile Organics by GC/MS - Westborough Lab						
Trichloroethene	0.62		ug/l	0.50	0.18	1
1,2-Dichlorobenzene	ND		ug/l	2.5	0.70	1
1,3-Dichlorobenzene	ND		ug/l	2.5	0.70	1
1,4-Dichlorobenzene	ND		ug/l	2.5	0.70	1
Methyl tert butyl ether	ND		ug/l	2.5	0.70	1
p/m-Xylene	ND		ug/l	2.5	0.70	1
o-Xylene	ND		ug/l	2.5	0.70	1
Xylenes, Total	ND		ug/l	2.5	0.70	1
cis-1,2-Dichloroethene	2.5		ug/l	2.5	0.70	1
1,2-Dichloroethene, Total	2.5		ug/l	2.5	0.70	1
Dibromomethane	ND		ug/l	5.0	1.0	1
1,2,3-Trichloropropane	ND		ug/l	2.5	0.70	1
Acrylonitrile	ND		ug/l	5.0	1.5	1
Styrene	ND		ug/l	2.5	0.70	1
Dichlorodifluoromethane	ND		ug/l	5.0	1.0	1
Acetone	ND		ug/l	5.0	1.5	1
Carbon disulfide	ND		ug/l	5.0	1.0	1
2-Butanone	ND		ug/l	5.0	1.9	1
Vinyl acetate	ND		ug/l	5.0	1.0	1
4-Methyl-2-pentanone	ND		ug/l	5.0	1.0	1
2-Hexanone	ND		ug/l	5.0	1.0	1
Bromochloromethane	ND		ug/l	2.5	0.70	1
2,2-Dichloropropane	ND		ug/l	2.5	0.70	1
1,2-Dibromoethane	ND		ug/l	2.0	0.65	1
1,3-Dichloropropane	ND		ug/l	2.5	0.70	1
1,1,1,2-Tetrachloroethane	ND		ug/l	2.5	0.70	1
Bromobenzene	ND		ug/l	2.5	0.70	1
n-Butylbenzene	ND		ug/l	2.5	0.70	1
sec-Butylbenzene	ND		ug/l	2.5	0.70	1
tert-Butylbenzene	ND		ug/l	2.5	0.70	1
o-Chlorotoluene	ND		ug/l	2.5	0.70	1
p-Chlorotoluene	ND		ug/l	2.5	0.70	1
1,2-Dibromo-3-chloropropane	ND		ug/l	2.5	0.70	1
Hexachlorobutadiene	ND		ug/l	2.5	0.70	1
Isopropylbenzene	ND		ug/l	2.5	0.70	1
p-Isopropyltoluene	ND		ug/l	2.5	0.70	1
Naphthalene	ND		ug/l	2.5	0.70	1

Project Name: PHASE II 169 THIRD AVE **Lab Number:** L2202938

Project Number: 0204090 **Report Date:** 01/26/22

SAMPLE RESULTS

Lab ID: L2202938-01 Date Collected: 01/19/22 10:00

Client ID: TW-1 Date Received: 01/19/22

Sample Location: 169 3RD AVENUE, BROOKLYN, NY Field Prep: Not Specified

Sample Depth:

Parameter	Result	Qualifier	Units	RL	MDL	Dilution Factor
Volatile Organics by GC/MS - Westborough Lab						
n-Propylbenzene	ND		ug/l	2.5	0.70	1
1,2,3-Trichlorobenzene	ND		ug/l	2.5	0.70	1
1,2,4-Trichlorobenzene	ND		ug/l	2.5	0.70	1
1,3,5-Trimethylbenzene	ND		ug/l	2.5	0.70	1
1,2,4-Trimethylbenzene	ND		ug/l	2.5	0.70	1
1,4-Dioxane	ND		ug/l	250	61.	1
p-Diethylbenzene	ND		ug/l	2.0	0.70	1
p-Ethyltoluene	ND		ug/l	2.0	0.70	1
1,2,4,5-Tetramethylbenzene	ND		ug/l	2.0	0.54	1
Ethyl ether	ND		ug/l	2.5	0.70	1
trans-1,4-Dichloro-2-butene	ND		ug/l	2.5	0.70	1

Surrogate	% Recovery	Qualifier	Acceptance Criteria
1,2-Dichloroethane-d4	115		70-130
Toluene-d8	98		70-130
4-Bromofluorobenzene	97		70-130
Dibromofluoromethane	122		70-130

Project Name: PHASE II 169 THIRD AVE **Lab Number:** L2202938

Project Number: 0204090 **Report Date:** 01/26/22

SAMPLE RESULTS

Lab ID: L2202938-02
Client ID: TW-2
Sample Location: 169 3RD AVENUE, BROOKLYN, NY

Date Collected: 01/19/22 09:45
Date Received: 01/19/22
Field Prep: Not Specified

Sample Depth:
Matrix: Water
Analytical Method: 1,8260C
Analytical Date: 01/20/22 16:16
Analyst: LAC

Parameter	Result	Qualifier	Units	RL	MDL	Dilution Factor
Volatile Organics by GC/MS - Westborough Lab						
Methylene chloride	ND		ug/l	2.5	0.70	1
1,1-Dichloroethane	ND		ug/l	2.5	0.70	1
Chloroform	ND		ug/l	2.5	0.70	1
Carbon tetrachloride	ND		ug/l	0.50	0.13	1
1,2-Dichloropropane	ND		ug/l	1.0	0.14	1
Dibromochloromethane	ND		ug/l	0.50	0.15	1
1,1,2-Trichloroethane	ND		ug/l	1.5	0.50	1
Tetrachloroethene	ND		ug/l	0.50	0.18	1
Chlorobenzene	ND		ug/l	2.5	0.70	1
Trichlorofluoromethane	ND		ug/l	2.5	0.70	1
1,2-Dichloroethane	ND		ug/l	0.50	0.13	1
1,1,1-Trichloroethane	ND		ug/l	2.5	0.70	1
Bromodichloromethane	ND		ug/l	0.50	0.19	1
trans-1,3-Dichloropropene	ND		ug/l	0.50	0.16	1
cis-1,3-Dichloropropene	ND		ug/l	0.50	0.14	1
1,3-Dichloropropene, Total	ND		ug/l	0.50	0.14	1
1,1-Dichloropropene	ND		ug/l	2.5	0.70	1
Bromoform	ND		ug/l	2.0	0.65	1
1,1,2,2-Tetrachloroethane	ND		ug/l	0.50	0.17	1
Benzene	ND		ug/l	0.50	0.16	1
Toluene	ND		ug/l	2.5	0.70	1
Ethylbenzene	ND		ug/l	2.5	0.70	1
Chloromethane	ND		ug/l	2.5	0.70	1
Bromomethane	ND		ug/l	2.5	0.70	1
Vinyl chloride	ND		ug/l	1.0	0.07	1
Chloroethane	ND		ug/l	2.5	0.70	1
1,1-Dichloroethene	ND		ug/l	0.50	0.17	1
trans-1,2-Dichloroethene	ND		ug/l	2.5	0.70	1

Project Name: PHASE II 169 THIRD AVE **Lab Number:** L2202938

Project Number: 0204090 **Report Date:** 01/26/22

SAMPLE RESULTS

Lab ID: L2202938-02 Date Collected: 01/19/22 09:45

Client ID: TW-2 Date Received: 01/19/22

Sample Location: 169 3RD AVENUE, BROOKLYN, NY Field Prep: Not Specified

Sample Depth:

Parameter	Result	Qualifier	Units	RL	MDL	Dilution Factor
Volatile Organics by GC/MS - Westborough Lab						
Trichloroethene	ND		ug/l	0.50	0.18	1
1,2-Dichlorobenzene	ND		ug/l	2.5	0.70	1
1,3-Dichlorobenzene	ND		ug/l	2.5	0.70	1
1,4-Dichlorobenzene	ND		ug/l	2.5	0.70	1
Methyl tert butyl ether	ND		ug/l	2.5	0.70	1
p/m-Xylene	ND		ug/l	2.5	0.70	1
o-Xylene	ND		ug/l	2.5	0.70	1
Xylenes, Total	ND		ug/l	2.5	0.70	1
cis-1,2-Dichloroethene	ND		ug/l	2.5	0.70	1
1,2-Dichloroethene, Total	ND		ug/l	2.5	0.70	1
Dibromomethane	ND		ug/l	5.0	1.0	1
1,2,3-Trichloropropane	ND		ug/l	2.5	0.70	1
Acrylonitrile	ND		ug/l	5.0	1.5	1
Styrene	ND		ug/l	2.5	0.70	1
Dichlorodifluoromethane	ND		ug/l	5.0	1.0	1
Acetone	3.1	J	ug/l	5.0	1.5	1
Carbon disulfide	ND		ug/l	5.0	1.0	1
2-Butanone	ND		ug/l	5.0	1.9	1
Vinyl acetate	ND		ug/l	5.0	1.0	1
4-Methyl-2-pentanone	ND		ug/l	5.0	1.0	1
2-Hexanone	ND		ug/l	5.0	1.0	1
Bromochloromethane	ND		ug/l	2.5	0.70	1
2,2-Dichloropropane	ND		ug/l	2.5	0.70	1
1,2-Dibromoethane	ND		ug/l	2.0	0.65	1
1,3-Dichloropropane	ND		ug/l	2.5	0.70	1
1,1,1,2-Tetrachloroethane	ND		ug/l	2.5	0.70	1
Bromobenzene	ND		ug/l	2.5	0.70	1
n-Butylbenzene	ND		ug/l	2.5	0.70	1
sec-Butylbenzene	ND		ug/l	2.5	0.70	1
tert-Butylbenzene	ND		ug/l	2.5	0.70	1
o-Chlorotoluene	ND		ug/l	2.5	0.70	1
p-Chlorotoluene	ND		ug/l	2.5	0.70	1
1,2-Dibromo-3-chloropropane	ND		ug/l	2.5	0.70	1
Hexachlorobutadiene	ND		ug/l	2.5	0.70	1
Isopropylbenzene	ND		ug/l	2.5	0.70	1
p-Isopropyltoluene	ND		ug/l	2.5	0.70	1
Naphthalene	ND		ug/l	2.5	0.70	1

Project Name: PHASE II 169 THIRD AVE **Lab Number:** L2202938

Project Number: 0204090 **Report Date:** 01/26/22

SAMPLE RESULTS

Lab ID: L2202938-02 Date Collected: 01/19/22 09:45

Client ID: TW-2 Date Received: 01/19/22

Sample Location: 169 3RD AVENUE, BROOKLYN, NY Field Prep: Not Specified

Sample Depth:

Parameter	Result	Qualifier	Units	RL	MDL	Dilution Factor
Volatile Organics by GC/MS - Westborough Lab						
n-Propylbenzene	ND		ug/l	2.5	0.70	1
1,2,3-Trichlorobenzene	ND		ug/l	2.5	0.70	1
1,2,4-Trichlorobenzene	ND		ug/l	2.5	0.70	1
1,3,5-Trimethylbenzene	ND		ug/l	2.5	0.70	1
1,2,4-Trimethylbenzene	ND		ug/l	2.5	0.70	1
1,4-Dioxane	ND		ug/l	250	61.	1
p-Diethylbenzene	ND		ug/l	2.0	0.70	1
p-Ethyltoluene	ND		ug/l	2.0	0.70	1
1,2,4,5-Tetramethylbenzene	ND		ug/l	2.0	0.54	1
Ethyl ether	ND		ug/l	2.5	0.70	1
trans-1,4-Dichloro-2-butene	ND		ug/l	2.5	0.70	1

Surrogate	% Recovery	Qualifier	Acceptance Criteria
1,2-Dichloroethane-d4	119		70-130
Toluene-d8	96		70-130
4-Bromofluorobenzene	95		70-130
Dibromofluoromethane	120		70-130

Project Name: PHASE II 169 THIRD AVE **Lab Number:** L2202938

Project Number: 0204090 **Report Date:** 01/26/22

SAMPLE RESULTS

Lab ID: L2202938-03
Client ID: TW-3
Sample Location: 169 3RD AVENUE, BROOKLYN, NY

Date Collected: 01/19/22 11:00
Date Received: 01/19/22
Field Prep: Not Specified

Sample Depth:
Matrix: Water
Analytical Method: 1,8260C
Analytical Date: 01/20/22 16:41
Analyst: LAC

Parameter	Result	Qualifier	Units	RL	MDL	Dilution Factor
Volatile Organics by GC/MS - Westborough Lab						
Methylene chloride	ND		ug/l	2.5	0.70	1
1,1-Dichloroethane	ND		ug/l	2.5	0.70	1
Chloroform	ND		ug/l	2.5	0.70	1
Carbon tetrachloride	ND		ug/l	0.50	0.13	1
1,2-Dichloropropane	ND		ug/l	1.0	0.14	1
Dibromochloromethane	ND		ug/l	0.50	0.15	1
1,1,2-Trichloroethane	ND		ug/l	1.5	0.50	1
Tetrachloroethene	ND		ug/l	0.50	0.18	1
Chlorobenzene	ND		ug/l	2.5	0.70	1
Trichlorofluoromethane	ND		ug/l	2.5	0.70	1
1,2-Dichloroethane	ND		ug/l	0.50	0.13	1
1,1,1-Trichloroethane	ND		ug/l	2.5	0.70	1
Bromodichloromethane	ND		ug/l	0.50	0.19	1
trans-1,3-Dichloropropene	ND		ug/l	0.50	0.16	1
cis-1,3-Dichloropropene	ND		ug/l	0.50	0.14	1
1,3-Dichloropropene, Total	ND		ug/l	0.50	0.14	1
1,1-Dichloropropene	ND		ug/l	2.5	0.70	1
Bromoform	ND		ug/l	2.0	0.65	1
1,1,2,2-Tetrachloroethane	ND		ug/l	0.50	0.17	1
Benzene	ND		ug/l	0.50	0.16	1
Toluene	ND		ug/l	2.5	0.70	1
Ethylbenzene	ND		ug/l	2.5	0.70	1
Chloromethane	ND		ug/l	2.5	0.70	1
Bromomethane	ND		ug/l	2.5	0.70	1
Vinyl chloride	ND		ug/l	1.0	0.07	1
Chloroethane	ND		ug/l	2.5	0.70	1
1,1-Dichloroethene	ND		ug/l	0.50	0.17	1
trans-1,2-Dichloroethene	ND		ug/l	2.5	0.70	1

Project Name: PHASE II 169 THIRD AVE **Lab Number:** L2202938

Project Number: 0204090 **Report Date:** 01/26/22

SAMPLE RESULTS

Lab ID: L2202938-03 Date Collected: 01/19/22 11:00

Client ID: TW-3 Date Received: 01/19/22

Sample Location: 169 3RD AVENUE, BROOKLYN, NY Field Prep: Not Specified

Sample Depth:

Parameter	Result	Qualifier	Units	RL	MDL	Dilution Factor
Volatile Organics by GC/MS - Westborough Lab						
Trichloroethene	ND		ug/l	0.50	0.18	1
1,2-Dichlorobenzene	ND		ug/l	2.5	0.70	1
1,3-Dichlorobenzene	ND		ug/l	2.5	0.70	1
1,4-Dichlorobenzene	ND		ug/l	2.5	0.70	1
Methyl tert butyl ether	ND		ug/l	2.5	0.70	1
p/m-Xylene	ND		ug/l	2.5	0.70	1
o-Xylene	ND		ug/l	2.5	0.70	1
Xylenes, Total	ND		ug/l	2.5	0.70	1
cis-1,2-Dichloroethene	ND		ug/l	2.5	0.70	1
1,2-Dichloroethene, Total	ND		ug/l	2.5	0.70	1
Dibromomethane	ND		ug/l	5.0	1.0	1
1,2,3-Trichloropropane	ND		ug/l	2.5	0.70	1
Acrylonitrile	ND		ug/l	5.0	1.5	1
Styrene	ND		ug/l	2.5	0.70	1
Dichlorodifluoromethane	ND		ug/l	5.0	1.0	1
Acetone	ND		ug/l	5.0	1.5	1
Carbon disulfide	ND		ug/l	5.0	1.0	1
2-Butanone	ND		ug/l	5.0	1.9	1
Vinyl acetate	ND		ug/l	5.0	1.0	1
4-Methyl-2-pentanone	ND		ug/l	5.0	1.0	1
2-Hexanone	ND		ug/l	5.0	1.0	1
Bromochloromethane	ND		ug/l	2.5	0.70	1
2,2-Dichloropropane	ND		ug/l	2.5	0.70	1
1,2-Dibromoethane	ND		ug/l	2.0	0.65	1
1,3-Dichloropropane	ND		ug/l	2.5	0.70	1
1,1,1,2-Tetrachloroethane	ND		ug/l	2.5	0.70	1
Bromobenzene	ND		ug/l	2.5	0.70	1
n-Butylbenzene	ND		ug/l	2.5	0.70	1
sec-Butylbenzene	ND		ug/l	2.5	0.70	1
tert-Butylbenzene	ND		ug/l	2.5	0.70	1
o-Chlorotoluene	ND		ug/l	2.5	0.70	1
p-Chlorotoluene	ND		ug/l	2.5	0.70	1
1,2-Dibromo-3-chloropropane	ND		ug/l	2.5	0.70	1
Hexachlorobutadiene	ND		ug/l	2.5	0.70	1
Isopropylbenzene	ND		ug/l	2.5	0.70	1
p-Isopropyltoluene	ND		ug/l	2.5	0.70	1
Naphthalene	ND		ug/l	2.5	0.70	1

Project Name: PHASE II 169 THIRD AVE **Lab Number:** L2202938

Project Number: 0204090 **Report Date:** 01/26/22

SAMPLE RESULTS

Lab ID: L2202938-03 Date Collected: 01/19/22 11:00

Client ID: TW-3 Date Received: 01/19/22

Sample Location: 169 3RD AVENUE, BROOKLYN, NY Field Prep: Not Specified

Sample Depth:

Parameter	Result	Qualifier	Units	RL	MDL	Dilution Factor
Volatile Organics by GC/MS - Westborough Lab						
n-Propylbenzene	ND		ug/l	2.5	0.70	1
1,2,3-Trichlorobenzene	ND		ug/l	2.5	0.70	1
1,2,4-Trichlorobenzene	ND		ug/l	2.5	0.70	1
1,3,5-Trimethylbenzene	ND		ug/l	2.5	0.70	1
1,2,4-Trimethylbenzene	ND		ug/l	2.5	0.70	1
1,4-Dioxane	ND		ug/l	250	61.	1
p-Diethylbenzene	ND		ug/l	2.0	0.70	1
p-Ethyltoluene	ND		ug/l	2.0	0.70	1
1,2,4,5-Tetramethylbenzene	ND		ug/l	2.0	0.54	1
Ethyl ether	ND		ug/l	2.5	0.70	1
trans-1,4-Dichloro-2-butene	ND		ug/l	2.5	0.70	1

Surrogate	% Recovery	Qualifier	Acceptance Criteria
1,2-Dichloroethane-d4	119		70-130
Toluene-d8	96		70-130
4-Bromofluorobenzene	94		70-130
Dibromofluoromethane	125		70-130

Project Name: PHASE II 169 THIRD AVE **Lab Number:** L2202938

Project Number: 0204090 **Report Date:** 01/26/22

Method Blank Analysis
Batch Quality Control

Analytical Method: 1,8260C
Analytical Date: 01/20/22 08:35
Analyst: PD

Parameter	Result	Qualifier	Units	RL	MDL
Volatile Organics by GC/MS - Westborough Lab for sample(s): 01-03 Batch: WG1596453-5					
Methylene chloride	ND		ug/l	2.5	0.70
1,1-Dichloroethane	ND		ug/l	2.5	0.70
Chloroform	ND		ug/l	2.5	0.70
Carbon tetrachloride	ND		ug/l	0.50	0.13
1,2-Dichloropropane	ND		ug/l	1.0	0.14
Dibromochloromethane	ND		ug/l	0.50	0.15
1,1,2-Trichloroethane	ND		ug/l	1.5	0.50
Tetrachloroethene	ND		ug/l	0.50	0.18
Chlorobenzene	ND		ug/l	2.5	0.70
Trichlorofluoromethane	ND		ug/l	2.5	0.70
1,2-Dichloroethane	ND		ug/l	0.50	0.13
1,1,1-Trichloroethane	ND		ug/l	2.5	0.70
Bromodichloromethane	ND		ug/l	0.50	0.19
trans-1,3-Dichloropropene	ND		ug/l	0.50	0.16
cis-1,3-Dichloropropene	ND		ug/l	0.50	0.14
1,3-Dichloropropene, Total	ND		ug/l	0.50	0.14
1,1-Dichloropropene	ND		ug/l	2.5	0.70
Bromoform	ND		ug/l	2.0	0.65
1,1,2,2-Tetrachloroethane	ND		ug/l	0.50	0.17
Benzene	ND		ug/l	0.50	0.16
Toluene	ND		ug/l	2.5	0.70
Ethylbenzene	ND		ug/l	2.5	0.70
Chloromethane	ND		ug/l	2.5	0.70
Bromomethane	ND		ug/l	2.5	0.70
Vinyl chloride	ND		ug/l	1.0	0.07
Chloroethane	ND		ug/l	2.5	0.70
1,1-Dichloroethene	ND		ug/l	0.50	0.17
trans-1,2-Dichloroethene	ND		ug/l	2.5	0.70
Trichloroethene	ND		ug/l	0.50	0.18

Project Name: PHASE II 169 THIRD AVE **Lab Number:** L2202938

Project Number: 0204090 **Report Date:** 01/26/22

Method Blank Analysis
Batch Quality Control

Analytical Method: 1,8260C
Analytical Date: 01/20/22 08:35
Analyst: PD

Parameter	Result	Qualifier	Units	RL	MDL
Volatile Organics by GC/MS - Westborough Lab for sample(s): 01-03 Batch: WG1596453-5					
1,2-Dichlorobenzene	ND		ug/l	2.5	0.70
1,3-Dichlorobenzene	ND		ug/l	2.5	0.70
1,4-Dichlorobenzene	ND		ug/l	2.5	0.70
Methyl tert butyl ether	ND		ug/l	2.5	0.70
p/m-Xylene	ND		ug/l	2.5	0.70
o-Xylene	ND		ug/l	2.5	0.70
Xylenes, Total	ND		ug/l	2.5	0.70
cis-1,2-Dichloroethene	ND		ug/l	2.5	0.70
1,2-Dichloroethene, Total	ND		ug/l	2.5	0.70
Dibromomethane	ND		ug/l	5.0	1.0
1,2,3-Trichloropropane	ND		ug/l	2.5	0.70
Acrylonitrile	ND		ug/l	5.0	1.5
Styrene	ND		ug/l	2.5	0.70
Dichlorodifluoromethane	ND		ug/l	5.0	1.0
Acetone	ND		ug/l	5.0	1.5
Carbon disulfide	ND		ug/l	5.0	1.0
2-Butanone	ND		ug/l	5.0	1.9
Vinyl acetate	ND		ug/l	5.0	1.0
4-Methyl-2-pentanone	ND		ug/l	5.0	1.0
2-Hexanone	ND		ug/l	5.0	1.0
Bromochloromethane	ND		ug/l	2.5	0.70
2,2-Dichloropropane	ND		ug/l	2.5	0.70
1,2-Dibromoethane	ND		ug/l	2.0	0.65
1,3-Dichloropropane	ND		ug/l	2.5	0.70
1,1,1,2-Tetrachloroethane	ND		ug/l	2.5	0.70
Bromobenzene	ND		ug/l	2.5	0.70
n-Butylbenzene	ND		ug/l	2.5	0.70
sec-Butylbenzene	ND		ug/l	2.5	0.70
tert-Butylbenzene	ND		ug/l	2.5	0.70

Project Name: PHASE II 169 THIRD AVE **Lab Number:** L2202938

Project Number: 0204090 **Report Date:** 01/26/22

Method Blank Analysis
Batch Quality Control

Analytical Method: 1,8260C
Analytical Date: 01/20/22 08:35
Analyst: PD

Parameter	Result	Qualifier	Units	RL	MDL
Volatile Organics by GC/MS - Westborough Lab for sample(s): 01-03 Batch: WG1596453-5					
o-Chlorotoluene	ND		ug/l	2.5	0.70
p-Chlorotoluene	ND		ug/l	2.5	0.70
1,2-Dibromo-3-chloropropane	ND		ug/l	2.5	0.70
Hexachlorobutadiene	ND		ug/l	2.5	0.70
Isopropylbenzene	ND		ug/l	2.5	0.70
p-Isopropyltoluene	ND		ug/l	2.5	0.70
Naphthalene	ND		ug/l	2.5	0.70
n-Propylbenzene	ND		ug/l	2.5	0.70
1,2,3-Trichlorobenzene	ND		ug/l	2.5	0.70
1,2,4-Trichlorobenzene	ND		ug/l	2.5	0.70
1,3,5-Trimethylbenzene	ND		ug/l	2.5	0.70
1,2,4-Trimethylbenzene	ND		ug/l	2.5	0.70
1,4-Dioxane	ND		ug/l	250	61.
p-Diethylbenzene	ND		ug/l	2.0	0.70
p-Ethyltoluene	ND		ug/l	2.0	0.70
1,2,4,5-Tetramethylbenzene	ND		ug/l	2.0	0.54
Ethyl ether	ND		ug/l	2.5	0.70
trans-1,4-Dichloro-2-butene	ND		ug/l	2.5	0.70

Surrogate	%Recovery	Qualifier	Acceptance Criteria
1,2-Dichloroethane-d4	112		70-130
Toluene-d8	97		70-130
4-Bromofluorobenzene	97		70-130
Dibromofluoromethane	121		70-130

Lab Control Sample Analysis
Batch Quality Control

Project Name: PHASE II 169 THIRD AVE
Project Number: 0204090

Lab Number: L2202938
Report Date: 01/26/22

Parameter	LCS %Recovery	Qual	LCSD %Recovery	Qual	%Recovery Limits	RPD	Qual	RPD Limits
Volatile Organics by GC/MS - Westborough Lab Associated sample(s): 01-03 Batch: WG1596453-3 WG1596453-4								
Methylene chloride	110		110		70-130	0		20
1,1-Dichloroethane	120		120		70-130	0		20
Chloroform	110		110		70-130	0		20
Carbon tetrachloride	110		110		63-132	0		20
1,2-Dichloropropane	100		100		70-130	0		20
Dibromochloromethane	89		92		63-130	3		20
1,1,2-Trichloroethane	89		91		70-130	2		20
Tetrachloroethene	96		98		70-130	2		20
Chlorobenzene	100		100		75-130	0		20
Trichlorofluoromethane	110		110		62-150	0		20
1,2-Dichloroethane	110		110		70-130	0		20
1,1,1-Trichloroethane	110		110		67-130	0		20
Bromodichloromethane	100		100		67-130	0		20
trans-1,3-Dichloropropene	86		87		70-130	1		20
cis-1,3-Dichloropropene	98		98		70-130	0		20
1,1-Dichloropropene	100		100		70-130	0		20
Bromoform	81		83		54-136	2		20
1,1,2,2-Tetrachloroethane	94		97		67-130	3		20
Benzene	100		100		70-130	0		20
Toluene	99		99		70-130	0		20
Ethylbenzene	100		100		70-130	0		20
Chloromethane	**140**	Q	**140**	Q	64-130	0		20
Bromomethane	61		57		39-139	7		20

Lab Control Sample Analysis
Batch Quality Control

Project Name: PHASE II 169 THIRD AVE
Project Number: 0204090

Lab Number: L2202938
Report Date: 01/26/22

Parameter	LCS %Recovery	Qual	LCSD %Recovery	Qual	%Recovery Limits	RPD	Qual	RPD Limits
Volatile Organics by GC/MS - Westborough Lab Associated sample(s): 01-03 Batch: WG1596453-3 WG1596453-4								
Vinyl chloride	110		110		55-140	0		20
Chloroethane	100		100		55-138	0		20
1,1-Dichloroethene	110		110		61-145	0		20
trans-1,2-Dichloroethene	110		110		70-130	0		20
Trichloroethene	100		100		70-130	0		20
1,2-Dichlorobenzene	100		100		70-130	0		20
1,3-Dichlorobenzene	100		100		70-130	0		20
1,4-Dichlorobenzene	98		100		70-130	2		20
Methyl tert butyl ether	80		83		63-130	4		20
p/m-Xylene	100		105		70-130	5		20
o-Xylene	100		105		70-130	5		20
cis-1,2-Dichloroethene	110		110		70-130	0		20
Dibromomethane	100		100		70-130	0		20
1,2,3-Trichloropropane	89		90		64-130	1		20
Acrylonitrile	130		130		70-130	0		20
Styrene	100		100		70-130	0		20
Dichlorodifluoromethane	120		110		36-147	9		20
Acetone	130		120		58-148	8		20
Carbon disulfide	120		120		51-130	0		20
2-Butanone	100		98		63-138	2		20
Vinyl acetate	120		120		70-130	0		20
4-Methyl-2-pentanone	73		79		59-130	8		20
2-Hexanone	85		89		57-130	5		20

Lab Control Sample Analysis
Batch Quality Control

Project Name: PHASE II 169 THIRD AVE

Project Number: 0204090

Lab Number: L2202938

Report Date: 01/26/22

Parameter	LCS %Recovery	Qual	LCSD %Recovery	Qual	%Recovery Limits	RPD	Qual	RPD Limits
Volatile Organics by GC/MS - Westborough Lab Associated sample(s): 01-03 Batch: WG1596453-3 WG1596453-4								
Bromochloromethane	110		110		70-130	0		20
2,2-Dichloropropane	110		110		63-133	0		20
1,2-Dibromoethane	87		88		70-130	1		20
1,3-Dichloropropane	86		90		70-130	5		20
1,1,1,2-Tetrachloroethane	91		93		64-130	2		20
Bromobenzene	95		97		70-130	2		20
n-Butylbenzene	100		100		53-136	0		20
sec-Butylbenzene	100		100		70-130	0		20
tert-Butylbenzene	110		110		70-130	0		20
o-Chlorotoluene	99		100		70-130	1		20
p-Chlorotoluene	98		100		70-130	2		20
1,2-Dibromo-3-chloropropane	84		86		41-144	2		20
Hexachlorobutadiene	100		100		63-130	0		20
Isopropylbenzene	99		100		70-130	1		20
p-Isopropyltoluene	98		99		70-130	1		20
Naphthalene	86		92		70-130	7		20
n-Propylbenzene	100		100		69-130	0		20
1,2,3-Trichlorobenzene	89		93		70-130	4		20
1,2,4-Trichlorobenzene	91		93		70-130	2		20
1,3,5-Trimethylbenzene	93		94		64-130	1		20
1,2,4-Trimethylbenzene	93		94		70-130	1		20
1,4-Dioxane	98		100		56-162	2		20
p-Diethylbenzene	96		98		70-130	2		20

Lab Control Sample Analysis
Batch Quality Control

Project Name: PHASE II 169 THIRD AVE
Project Number: 0204090
Lab Number: L2202938
Report Date: 01/26/22

Parameter	LCS %Recovery	Qual	LCSD %Recovery	Qual	%Recovery Limits	RPD	Qual	RPD Limits
Volatile Organics by GC/MS - Westborough Lab Associated sample(s): 01-03 Batch: WG1596453-3 WG1596453-4								
p-Ethyltoluene	100		100		70-130	0		20
1,2,4,5-Tetramethylbenzene	92		93		70-130	1		20
Ethyl ether	96		93		59-134	3		20
trans-1,4-Dichloro-2-butene	94		100		70-130	6		20

Surrogate	LCS %Recovery	Qual	LCSD %Recovery	Qual	Acceptance Criteria
1,2-Dichloroethane-d4	107		104		70-130
Toluene-d8	99		99		70-130
4-Bromofluorobenzene	98		95		70-130
Dibromofluoromethane	107		106		70-130

SEMIVOLATILES

Project Name: PHASE II 169 THIRD AVE
Project Number: 0204090
Lab Number: L2202938
Report Date: 01/26/22

SAMPLE RESULTS

Lab ID: L2202938-01
Client ID: TW-1
Sample Location: 169 3RD AVENUE, BROOKLYN, NY

Date Collected: 01/19/22 10:00
Date Received: 01/19/22
Field Prep: Not Specified

Sample Depth:
Matrix: Water
Analytical Method: 1,8270D
Analytical Date: 01/21/22 14:54
Analyst: CMM

Extraction Method: EPA 3510C
Extraction Date: 01/20/22 23:56

Parameter	Result	Qualifier	Units	RL	MDL	Dilution Factor
Semivolatile Organics by GC/MS - Westborough Lab						
1,2,4-Trichlorobenzene	ND		ug/l	5.0	0.50	1
Bis(2-chloroethyl)ether	ND		ug/l	2.0	0.50	1
1,2-Dichlorobenzene	ND		ug/l	2.0	0.45	1
1,3-Dichlorobenzene	ND		ug/l	2.0	0.40	1
1,4-Dichlorobenzene	ND		ug/l	2.0	0.43	1
3,3'-Dichlorobenzidine	ND		ug/l	5.0	1.6	1
2,4-Dinitrotoluene	ND		ug/l	5.0	1.2	1
2,6-Dinitrotoluene	ND		ug/l	5.0	0.93	1
4-Chlorophenyl phenyl ether	ND		ug/l	2.0	0.49	1
4-Bromophenyl phenyl ether	ND		ug/l	2.0	0.38	1
Bis(2-chloroisopropyl)ether	ND		ug/l	2.0	0.53	1
Bis(2-chloroethoxy)methane	ND		ug/l	5.0	0.50	1
Hexachlorocyclopentadiene	ND		ug/l	20	0.69	1
Isophorone	ND		ug/l	5.0	1.2	1
Nitrobenzene	ND		ug/l	2.0	0.77	1
NDPA/DPA	ND		ug/l	2.0	0.42	1
n-Nitrosodi-n-propylamine	ND		ug/l	5.0	0.64	1
Bis(2-ethylhexyl)phthalate	ND		ug/l	3.0	1.5	1
Butyl benzyl phthalate	ND		ug/l	5.0	1.2	1
Di-n-butylphthalate	ND		ug/l	5.0	0.39	1
Di-n-octylphthalate	ND		ug/l	5.0	1.3	1
Diethyl phthalate	ND		ug/l	5.0	0.38	1
Dimethyl phthalate	ND		ug/l	5.0	1.8	1
Biphenyl	ND		ug/l	2.0	0.46	1
4-Chloroaniline	ND		ug/l	5.0	1.1	1
2-Nitroaniline	ND		ug/l	5.0	0.50	1
3-Nitroaniline	ND		ug/l	5.0	0.81	1
4-Nitroaniline	ND		ug/l	5.0	0.80	1

Project Name: PHASE II 169 THIRD AVE **Lab Number:** L2202938

Project Number: 0204090 **Report Date:** 01/26/22

SAMPLE RESULTS

Lab ID: L2202938-01 Date Collected: 01/19/22 10:00

Client ID: TW-1 Date Received: 01/19/22

Sample Location: 169 3RD AVENUE, BROOKLYN, NY Field Prep: Not Specified

Sample Depth:

Parameter	Result	Qualifier	Units	RL	MDL	Dilution Factor
Semivolatile Organics by GC/MS - Westborough Lab						
Dibenzofuran	ND		ug/l	2.0	0.50	1
1,2,4,5-Tetrachlorobenzene	ND		ug/l	10	0.44	1
Acetophenone	ND		ug/l	5.0	0.53	1
2,4,6-Trichlorophenol	ND		ug/l	5.0	0.61	1
p-Chloro-m-cresol	ND		ug/l	2.0	0.35	1
2-Chlorophenol	ND		ug/l	2.0	0.48	1
2,4-Dichlorophenol	ND		ug/l	5.0	0.41	1
2,4-Dimethylphenol	ND		ug/l	5.0	1.8	1
2-Nitrophenol	ND		ug/l	10	0.85	1
4-Nitrophenol	ND		ug/l	10	0.67	1
2,4-Dinitrophenol	ND		ug/l	20	6.6	1
4,6-Dinitro-o-cresol	ND		ug/l	10	1.8	1
Phenol	ND		ug/l	5.0	0.57	1
2-Methylphenol	ND		ug/l	5.0	0.49	1
3-Methylphenol/4-Methylphenol	ND		ug/l	5.0	0.48	1
2,4,5-Trichlorophenol	ND		ug/l	5.0	0.77	1
Benzoic Acid	ND		ug/l	50	2.6	1
Benzyl Alcohol	ND		ug/l	2.0	0.59	1
Carbazole	ND		ug/l	2.0	0.49	1

Surrogate	% Recovery	Qualifier	Acceptance Criteria
2-Fluorophenol	55		21-120
Phenol-d6	42		10-120
Nitrobenzene-d5	54		23-120
2-Fluorobiphenyl	50		15-120
2,4,6-Tribromophenol	64		10-120
4-Terphenyl-d14	60		41-149

Project Name: PHASE II 169 THIRD AVE
Project Number: 0204090
Lab Number: L2202938
Report Date: 01/26/22

SAMPLE RESULTS

Lab ID: L2202938-01
Client ID: TW-1
Sample Location: 169 3RD AVENUE, BROOKLYN, NY

Date Collected: 01/19/22 10:00
Date Received: 01/19/22
Field Prep: Not Specified

Sample Depth:
Matrix: Water
Analytical Method: 1,8270D-SIM
Analytical Date: 01/21/22 15:02
Analyst: DV

Extraction Method: EPA 3510C
Extraction Date: 01/20/22 23:56

Parameter	Result	Qualifier	Units	RL	MDL	Dilution Factor
Semivolatile Organics by GC/MS-SIM - Westborough Lab						
Acenaphthene	ND		ug/l	0.10	0.01	1
2-Chloronaphthalene	ND		ug/l	0.20	0.02	1
Fluoranthene	0.03	J	ug/l	0.10	0.02	1
Hexachlorobutadiene	ND		ug/l	0.50	0.05	1
Naphthalene	ND		ug/l	0.10	0.05	1
Benzo(a)anthracene	0.02	J	ug/l	0.10	0.02	1
Benzo(a)pyrene	ND		ug/l	0.10	0.02	1
Benzo(b)fluoranthene	0.02	J	ug/l	0.10	0.01	1
Benzo(k)fluoranthene	ND		ug/l	0.10	0.01	1
Chrysene	ND		ug/l	0.10	0.01	1
Acenaphthylene	ND		ug/l	0.10	0.01	1
Anthracene	ND		ug/l	0.10	0.01	1
Benzo(ghi)perylene	ND		ug/l	0.10	0.01	1
Fluorene	ND		ug/l	0.10	0.01	1
Phenanthrene	0.03	J	ug/l	0.10	0.02	1
Dibenzo(a,h)anthracene	ND		ug/l	0.10	0.01	1
Indeno(1,2,3-cd)pyrene	0.01	J	ug/l	0.10	0.01	1
Pyrene	0.03	J	ug/l	0.10	0.02	1
2-Methylnaphthalene	ND		ug/l	0.10	0.02	1
Pentachlorophenol	ND		ug/l	0.80	0.01	1
Hexachlorobenzene	ND		ug/l	0.80	0.01	1
Hexachloroethane	ND		ug/l	0.80	0.06	1

Project Name: PHASE II 169 THIRD AVE **Lab Number:** L2202938

Project Number: 0204090 **Report Date:** 01/26/22

SAMPLE RESULTS

Lab ID:	L2202938-01	Date Collected:	01/19/22 10:00
Client ID:	TW-1	Date Received:	01/19/22
Sample Location:	169 3RD AVENUE, BROOKLYN, NY	Field Prep:	Not Specified

Sample Depth:

Parameter	Result	Qualifier	Units	RL	MDL	Dilution Factor

Semivolatile Organics by GC/MS-SIM - Westborough Lab

Surrogate	% Recovery	Qualifier	Acceptance Criteria
2-Fluorophenol	47		21-120
Phenol-d6	40		10-120
Nitrobenzene-d5	57		23-120
2-Fluorobiphenyl	52		15-120
2,4,6-Tribromophenol	56		10-120
4-Terphenyl-d14	55		41-149

Project Name: PHASE II 169 THIRD AVE
Project Number: 0204090
Lab Number: L2202938
Report Date: 01/26/22

SAMPLE RESULTS

Lab ID: L2202938-01
Client ID: TW-1
Sample Location: 169 3RD AVENUE, BROOKLYN, NY

Date Collected: 01/19/22 10:00
Date Received: 01/19/22
Field Prep: Not Specified

Sample Depth:
Matrix: Water
Analytical Method: 1,8270D-SIM
Analytical Date: 01/25/22 03:45
Analyst: DB

Extraction Method: EPA 3510C
Extraction Date: 01/23/22 11:45

Parameter	Result	Qualifier	Units	RL	MDL	Dilution Factor
1,4 Dioxane by 8270D-SIM - Mansfield Lab						
1,4-Dioxane	511.		ng/l	144	32.6	1

Surrogate	% Recovery	Qualifier	Acceptance Criteria
1,4-Dioxane-d8	42		15-110

Project Name: PHASE II 169 THIRD AVE
Project Number: 0204090
Lab Number: L2202938
Report Date: 01/26/22

SAMPLE RESULTS

Lab ID: L2202938-01
Client ID: TW-1
Sample Location: 169 3RD AVENUE, BROOKLYN, NY

Date Collected: 01/19/22 10:00
Date Received: 01/19/22
Field Prep: Not Specified

Sample Depth:
Matrix: Water
Analytical Method: 134,LCMSMS-ID
Analytical Date: 01/21/22 21:52
Analyst: RS

Extraction Method: ALPHA 23528
Extraction Date: 01/20/22 19:21

Parameter	Result	Qualifier	Units	RL	MDL	Dilution Factor
Perfluorinated Alkyl Acids by Isotope Dilution - Mansfield Lab						
Perfluorobutanoic Acid (PFBA)	ND		ng/l	1.93	0.394	1
Perfluoropentanoic Acid (PFPeA)	5.97		ng/l	1.93	0.382	1
Perfluorobutanesulfonic Acid (PFBS)	3.90		ng/l	1.93	0.230	1
Perfluorohexanoic Acid (PFHxA)	4.79		ng/l	1.93	0.316	1
Perfluoroheptanoic Acid (PFHpA)	3.15		ng/l	1.93	0.217	1
Perfluorohexanesulfonic Acid (PFHxS)	2.93	F	ng/l	1.93	0.363	1
Perfluorooctanoic Acid (PFOA)	13.6		ng/l	1.93	0.228	1
1H,1H,2H,2H-Perfluorooctanesulfonic Acid (6:2FTS)	41.0		ng/l	1.93	1.28	1
Perfluoroheptanesulfonic Acid (PFHpS)	0.918	J	ng/l	1.93	0.664	1
Perfluorononanoic Acid (PFNA)	5.12		ng/l	1.93	0.301	1
Perfluorooctanesulfonic Acid (PFOS)	123	F	ng/l	1.93	0.486	1
Perfluorodecanoic Acid (PFDA)	2.42		ng/l	1.93	0.293	1
1H,1H,2H,2H-Perfluorodecanesulfonic Acid (8:2FTS)	ND		ng/l	1.93	1.17	1
N-Methyl Perfluorooctanesulfonamidoacetic Acid (NMeFOSAA)	ND		ng/l	1.93	0.625	1
Perfluoroundecanoic Acid (PFUnA)	0.359	J	ng/l	1.93	0.251	1
Perfluorodecanesulfonic Acid (PFDS)	ND		ng/l	1.93	0.945	1
Perfluorooctanesulfonamide (FOSA)	1.12	JF	ng/l	1.93	0.559	1
N-Ethyl Perfluorooctanesulfonamidoacetic Acid (NEtFOSAA)	ND		ng/l	1.93	0.776	1
Perfluorododecanoic Acid (PFDoA)	ND		ng/l	1.93	0.359	1
Perfluorotridecanoic Acid (PFTrDA)	ND		ng/l	1.93	0.316	1
Perfluorotetradecanoic Acid (PFTA)	0.941	J	ng/l	1.93	0.239	1
PFOA/PFOS, Total	137		ng/l	1.93	0.228	1

Project Name: PHASE II 169 THIRD AVE **Lab Number:** L2202938

Project Number: 0204090 **Report Date:** 01/26/22

SAMPLE RESULTS

Lab ID: L2202938-01 Date Collected: 01/19/22 10:00

Client ID: TW-1 Date Received: 01/19/22

Sample Location: 169 3RD AVENUE, BROOKLYN, NY Field Prep: Not Specified

Sample Depth:

Parameter	Result	Qualifier	Units	RL	MDL	Dilution Factor

Perfluorinated Alkyl Acids by Isotope Dilution - Mansfield Lab

Surrogate (Extracted Internal Standard)	% Recovery	Qualifier	Acceptance Criteria
Perfluoro[13C4]Butanoic Acid (MPFBA)	102		58-132
Perfluoro[13C5]Pentanoic Acid (M5PFPEA)	94		62-163
Perfluoro[2,3,4-13C3]Butanesulfonic Acid (M3PFBS)	127		70-131
Perfluoro[1,2,3,4,6-13C5]Hexanoic Acid (M5PFHxA)	93		57-129
Perfluoro[1,2,3,4-13C4]Heptanoic Acid (M4PFHpA)	104		60-129
Perfluoro[1,2,3-13C3]Hexanesulfonic Acid (M3PFHxS)	120		71-134
Perfluoro[13C8]Octanoic Acid (M8PFOA)	101		62-129
1H,1H,2H,2H-Perfluoro[1,2-13C2]Octanesulfonic Acid (M2-6:2FTS)	**308**	Q	14-147
Perfluoro[13C9]Nonanoic Acid (M9PFNA)	99		59-139
Perfluoro[13C8]Octanesulfonic Acid (M8PFOS)	107		69-131
Perfluoro[1,2,3,4,5,6-13C6]Decanoic Acid (M6PFDA)	96		62-124
1H,1H,2H,2H-Perfluoro[1,2-13C2]Decanesulfonic Acid (M2-8:2FTS)	**166**	Q	10-162
N-Deuteriomethylperfluoro-1-octanesulfonamidoacetic Acid (d3-NMeFOSAA)	86		24-116
Perfluoro[1,2,3,4,5,6,7-13C7]Undecanoic Acid (M7-PFUDA)	81		55-137
Perfluoro[13C8]Octanesulfonamide (M8FOSA)	21		10-112
N-Deuterioethylperfluoro-1-octanesulfonamidoacetic Acid (d5-NEtFOSAA)	88		27-126
Perfluoro[1,2-13C2]Dodecanoic Acid (MPFDOA)	83		48-131
Perfluoro[1,2-13C2]Tetradecanoic Acid (M2PFTEDA)	76		22-136

Project Name: PHASE II 169 THIRD AVE
Project Number: 0204090
Lab Number: L2202938
Report Date: 01/26/22

SAMPLE RESULTS

Lab ID: L2202938-02
Client ID: TW-2
Sample Location: 169 3RD AVENUE, BROOKLYN, NY

Date Collected: 01/19/22 09:45
Date Received: 01/19/22
Field Prep: Not Specified

Sample Depth:
Matrix: Water
Analytical Method: 1,8270D
Analytical Date: 01/21/22 16:17
Analyst: CMM

Extraction Method: EPA 3510C
Extraction Date: 01/20/22 23:56

Parameter	Result	Qualifier	Units	RL	MDL	Dilution Factor
Semivolatile Organics by GC/MS - Westborough Lab						
1,2,4-Trichlorobenzene	ND		ug/l	5.0	0.50	1
Bis(2-chloroethyl)ether	ND		ug/l	2.0	0.50	1
1,2-Dichlorobenzene	ND		ug/l	2.0	0.45	1
1,3-Dichlorobenzene	ND		ug/l	2.0	0.40	1
1,4-Dichlorobenzene	ND		ug/l	2.0	0.43	1
3,3'-Dichlorobenzidine	ND		ug/l	5.0	1.6	1
2,4-Dinitrotoluene	ND		ug/l	5.0	1.2	1
2,6-Dinitrotoluene	ND		ug/l	5.0	0.93	1
4-Chlorophenyl phenyl ether	ND		ug/l	2.0	0.49	1
4-Bromophenyl phenyl ether	ND		ug/l	2.0	0.38	1
Bis(2-chloroisopropyl)ether	ND		ug/l	2.0	0.53	1
Bis(2-chloroethoxy)methane	ND		ug/l	5.0	0.50	1
Hexachlorocyclopentadiene	ND		ug/l	20	0.69	1
Isophorone	ND		ug/l	5.0	1.2	1
Nitrobenzene	ND		ug/l	2.0	0.77	1
NDPA/DPA	ND		ug/l	2.0	0.42	1
n-Nitrosodi-n-propylamine	ND		ug/l	5.0	0.64	1
Bis(2-ethylhexyl)phthalate	ND		ug/l	3.0	1.5	1
Butyl benzyl phthalate	ND		ug/l	5.0	1.2	1
Di-n-butylphthalate	ND		ug/l	5.0	0.39	1
Di-n-octylphthalate	ND		ug/l	5.0	1.3	1
Diethyl phthalate	ND		ug/l	5.0	0.38	1
Dimethyl phthalate	ND		ug/l	5.0	1.8	1
Biphenyl	ND		ug/l	2.0	0.46	1
4-Chloroaniline	ND		ug/l	5.0	1.1	1
2-Nitroaniline	ND		ug/l	5.0	0.50	1
3-Nitroaniline	ND		ug/l	5.0	0.81	1
4-Nitroaniline	ND		ug/l	5.0	0.80	1

Project Name: PHASE II 169 THIRD AVE **Lab Number:** L2202938

Project Number: 0204090 **Report Date:** 01/26/22

SAMPLE RESULTS

Lab ID: L2202938-02 Date Collected: 01/19/22 09:45

Client ID: TW-2 Date Received: 01/19/22

Sample Location: 169 3RD AVENUE, BROOKLYN, NY Field Prep: Not Specified

Sample Depth:

Parameter	Result	Qualifier	Units	RL	MDL	Dilution Factor
Semivolatile Organics by GC/MS - Westborough Lab						
Dibenzofuran	ND		ug/l	2.0	0.50	1
1,2,4,5-Tetrachlorobenzene	ND		ug/l	10	0.44	1
Acetophenone	ND		ug/l	5.0	0.53	1
2,4,6-Trichlorophenol	ND		ug/l	5.0	0.61	1
p-Chloro-m-cresol	ND		ug/l	2.0	0.35	1
2-Chlorophenol	ND		ug/l	2.0	0.48	1
2,4-Dichlorophenol	ND		ug/l	5.0	0.41	1
2,4-Dimethylphenol	ND		ug/l	5.0	1.8	1
2-Nitrophenol	ND		ug/l	10	0.85	1
4-Nitrophenol	ND		ug/l	10	0.67	1
2,4-Dinitrophenol	ND		ug/l	20	6.6	1
4,6-Dinitro-o-cresol	ND		ug/l	10	1.8	1
Phenol	ND		ug/l	5.0	0.57	1
2-Methylphenol	ND		ug/l	5.0	0.49	1
3-Methylphenol/4-Methylphenol	ND		ug/l	5.0	0.48	1
2,4,5-Trichlorophenol	ND		ug/l	5.0	0.77	1
Benzoic Acid	ND		ug/l	50	2.6	1
Benzyl Alcohol	ND		ug/l	2.0	0.59	1
Carbazole	ND		ug/l	2.0	0.49	1

Surrogate	% Recovery	Qualifier	Acceptance Criteria
2-Fluorophenol	70		21-120
Phenol-d6	59		10-120
Nitrobenzene-d5	73		23-120
2-Fluorobiphenyl	65		15-120
2,4,6-Tribromophenol	73		10-120
4-Terphenyl-d14	81		41-149

Project Name: PHASE II 169 THIRD AVE
Project Number: 0204090
Lab Number: L2202938
Report Date: 01/26/22

SAMPLE RESULTS

Lab ID: L2202938-02
Client ID: TW-2
Sample Location: 169 3RD AVENUE, BROOKLYN, NY

Date Collected: 01/19/22 09:45
Date Received: 01/19/22
Field Prep: Not Specified

Sample Depth:
Matrix: Water
Analytical Method: 1,8270D-SIM
Analytical Date: 01/21/22 15:21
Analyst: DV

Extraction Method: EPA 3510C
Extraction Date: 01/20/22 23:56

Parameter	Result	Qualifier	Units	RL	MDL	Dilution Factor
Semivolatile Organics by GC/MS-SIM - Westborough Lab						
Acenaphthene	ND		ug/l	0.10	0.01	1
2-Chloronaphthalene	0.02	J	ug/l	0.20	0.02	1
Fluoranthene	ND		ug/l	0.10	0.02	1
Hexachlorobutadiene	ND		ug/l	0.50	0.05	1
Naphthalene	ND		ug/l	0.10	0.05	1
Benzo(a)anthracene	ND		ug/l	0.10	0.02	1
Benzo(a)pyrene	ND		ug/l	0.10	0.02	1
Benzo(b)fluoranthene	ND		ug/l	0.10	0.01	1
Benzo(k)fluoranthene	ND		ug/l	0.10	0.01	1
Chrysene	ND		ug/l	0.10	0.01	1
Acenaphthylene	ND		ug/l	0.10	0.01	1
Anthracene	ND		ug/l	0.10	0.01	1
Benzo(ghi)perylene	ND		ug/l	0.10	0.01	1
Fluorene	0.02	J	ug/l	0.10	0.01	1
Phenanthrene	0.03	J	ug/l	0.10	0.02	1
Dibenzo(a,h)anthracene	ND		ug/l	0.10	0.01	1
Indeno(1,2,3-cd)pyrene	ND		ug/l	0.10	0.01	1
Pyrene	ND		ug/l	0.10	0.02	1
2-Methylnaphthalene	0.03	J	ug/l	0.10	0.02	1
Pentachlorophenol	ND		ug/l	0.80	0.01	1
Hexachlorobenzene	0.03	J	ug/l	0.80	0.01	1
Hexachloroethane	ND		ug/l	0.80	0.06	1

Project Name: PHASE II 169 THIRD AVE **Lab Number:** L2202938

Project Number: 0204090 **Report Date:** 01/26/22

SAMPLE RESULTS

Lab ID:	L2202938-02	Date Collected:	01/19/22 09:45
Client ID:	TW-2	Date Received:	01/19/22
Sample Location:	169 3RD AVENUE, BROOKLYN, NY	Field Prep:	Not Specified

Sample Depth:

Parameter	Result	Qualifier	Units	RL	MDL	Dilution Factor

Semivolatile Organics by GC/MS-SIM - Westborough Lab

Surrogate	% Recovery	Qualifier	Acceptance Criteria
2-Fluorophenol	64		21-120
Phenol-d6	55		10-120
Nitrobenzene-d5	79		23-120
2-Fluorobiphenyl	71		15-120
2,4,6-Tribromophenol	76		10-120
4-Terphenyl-d14	73		41-149

Project Name: PHASE II 169 THIRD AVE
Lab Number: L2202938
Project Number: 0204090
Report Date: 01/26/22

SAMPLE RESULTS

Lab ID: L2202938-02
Client ID: TW-2
Sample Location: 169 3RD AVENUE, BROOKLYN, NY

Date Collected: 01/19/22 09:45
Date Received: 01/19/22
Field Prep: Not Specified

Sample Depth:
Matrix: Water
Analytical Method: 1,8270D-SIM
Analytical Date: 01/25/22 04:07
Analyst: DB

Extraction Method: EPA 3510C
Extraction Date: 01/23/22 11:45

Parameter	Result	Qualifier	Units	RL	MDL	Dilution Factor
1,4 Dioxane by 8270D-SIM - Mansfield Lab						
1,4-Dioxane	256.		ng/l	150	33.9	1

Surrogate	% Recovery	Qualifier	Acceptance Criteria
1,4-Dioxane-d8	43		15-110

Project Name: PHASE II 169 THIRD AVE
Project Number: 0204090
Lab Number: L2202938
Report Date: 01/26/22

SAMPLE RESULTS

Lab ID: L2202938-02
Client ID: TW-2
Sample Location: 169 3RD AVENUE, BROOKLYN, NY

Date Collected: 01/19/22 09:45
Date Received: 01/19/22
Field Prep: Not Specified

Sample Depth:
Matrix: Water
Analytical Method: 134,LCMSMS-ID
Analytical Date: 01/21/22 22:09
Analyst: RS

Extraction Method: ALPHA 23528
Extraction Date: 01/20/22 19:21

Parameter	Result	Qualifier	Units	RL	MDL	Dilution Factor
Perfluorinated Alkyl Acids by Isotope Dilution - Mansfield Lab						
Perfluorobutanoic Acid (PFBA)	10.0		ng/l	1.95	0.398	1
Perfluoropentanoic Acid (PFPeA)	16.5		ng/l	1.95	0.386	1
Perfluorobutanesulfonic Acid (PFBS)	5.37		ng/l	1.95	0.232	1
Perfluorohexanoic Acid (PFHxA)	15.4		ng/l	1.95	0.320	1
Perfluoroheptanoic Acid (PFHpA)	15.9		ng/l	1.95	0.220	1
Perfluorohexanesulfonic Acid (PFHxS)	5.62		ng/l	1.95	0.366	1
Perfluorooctanoic Acid (PFOA)	144		ng/l	1.95	0.230	1
1H,1H,2H,2H-Perfluorooctanesulfonic Acid (6:2FTS)	18.3		ng/l	1.95	1.30	1
Perfluoroheptanesulfonic Acid (PFHpS)	ND		ng/l	1.95	0.671	1
Perfluorononanoic Acid (PFNA)	2.71		ng/l	1.95	0.304	1
Perfluorooctanesulfonic Acid (PFOS)	19.1		ng/l	1.95	0.491	1
Perfluorodecanoic Acid (PFDA)	0.339	J	ng/l	1.95	0.296	1
1H,1H,2H,2H-Perfluorodecanesulfonic Acid (8:2FTS)	ND		ng/l	1.95	1.18	1
N-Methyl Perfluorooctanesulfonamidoacetic Acid (NMeFOSAA)	3.90		ng/l	1.95	0.632	1
Perfluoroundecanoic Acid (PFUnA)	1.42	J	ng/l	1.95	0.253	1
Perfluorodecanesulfonic Acid (PFDS)	1.40	J	ng/l	1.95	0.955	1
Perfluorooctanesulfonamide (FOSA)	3.71	F	ng/l	1.95	0.565	1
N-Ethyl Perfluorooctanesulfonamidoacetic Acid (NEtFOSAA)	3.42		ng/l	1.95	0.784	1
Perfluorododecanoic Acid (PFDoA)	2.11		ng/l	1.95	0.363	1
Perfluorotridecanoic Acid (PFTrDA)	1.74	J	ng/l	1.95	0.319	1
Perfluorotetradecanoic Acid (PFTA)	1.74	J	ng/l	1.95	0.242	1
PFOA/PFOS, Total	163		ng/l	1.95	0.230	1

Project Name: PHASE II 169 THIRD AVE **Lab Number:** L2202938

Project Number: 0204090 **Report Date:** 01/26/22

SAMPLE RESULTS

Lab ID:	L2202938-02	Date Collected:	01/19/22 09:45
Client ID:	TW-2	Date Received:	01/19/22
Sample Location:	169 3RD AVENUE, BROOKLYN, NY	Field Prep:	Not Specified

Sample Depth:

Parameter	Result	Qualifier	Units	RL	MDL	Dilution Factor

Perfluorinated Alkyl Acids by Isotope Dilution - Mansfield Lab

Surrogate (Extracted Internal Standard)	% Recovery	Qualifier	Acceptance Criteria
Perfluoro[13C4]Butanoic Acid (MPFBA)	105		58-132
Perfluoro[13C5]Pentanoic Acid (M5PFPEA)	102		62-163
Perfluoro[2,3,4-13C3]Butanesulfonic Acid (M3PFBS)	124		70-131
Perfluoro[1,2,3,4,6-13C5]Hexanoic Acid (M5PFHxA)	113		57-129
Perfluoro[1,2,3,4-13C4]Heptanoic Acid (M4PFHpA)	118		60-129
Perfluoro[1,2,3-13C3]Hexanesulfonic Acid (M3PFHxS)	114		71-134
Perfluoro[13C8]Octanoic Acid (M8PFOA)	100		62-129
1H,1H,2H,2H-Perfluoro[1,2-13C2]Octanesulfonic Acid (M2-6:2FTS)	**179**	Q	14-147
Perfluoro[13C9]Nonanoic Acid (M9PFNA)	101		59-139
Perfluoro[13C8]Octanesulfonic Acid (M8PFOS)	103		69-131
Perfluoro[1,2,3,4,5,6-13C6]Decanoic Acid (M6PFDA)	93		62-124
1H,1H,2H,2H-Perfluoro[1,2-13C2]Decanesulfonic Acid (M2-8:2FTS)	102		10-162
N-Deuteriomethylperfluoro-1-octanesulfonamidoacetic Acid (d3-NMeFOSAA)	49		24-116
Perfluoro[1,2,3,4,5,6,7-13C7]Undecanoic Acid (M7-PFUDA)	84		55-137
Perfluoro[13C8]Octanesulfonamide (M8FOSA)	31		10-112
N-Deuterioethylperfluoro-1-octanesulfonamidoacetic Acid (d5-NEtFOSAA)	57		27-126
Perfluoro[1,2-13C2]Dodecanoic Acid (MPFDOA)	74		48-131
Perfluoro[1,2-13C2]Tetradecanoic Acid (M2PFTEDA)	63		22-136

Project Name: PHASE II 169 THIRD AVE
Project Number: 0204090
Lab Number: L2202938
Report Date: 01/26/22

SAMPLE RESULTS

Lab ID: L2202938-03
Client ID: TW-3
Sample Location: 169 3RD AVENUE, BROOKLYN, NY

Date Collected: 01/19/22 11:00
Date Received: 01/19/22
Field Prep: Not Specified

Sample Depth:
Matrix: Water
Analytical Method: 1,8270D
Analytical Date: 01/21/22 15:20
Analyst: CMM

Extraction Method: EPA 3510C
Extraction Date: 01/20/22 23:56

Parameter	Result	Qualifier	Units	RL	MDL	Dilution Factor
Semivolatile Organics by GC/MS - Westborough Lab						
1,2,4-Trichlorobenzene	ND		ug/l	5.0	0.50	1
Bis(2-chloroethyl)ether	ND		ug/l	2.0	0.50	1
1,2-Dichlorobenzene	ND		ug/l	2.0	0.45	1
1,3-Dichlorobenzene	ND		ug/l	2.0	0.40	1
1,4-Dichlorobenzene	ND		ug/l	2.0	0.43	1
3,3'-Dichlorobenzidine	ND		ug/l	5.0	1.6	1
2,4-Dinitrotoluene	ND		ug/l	5.0	1.2	1
2,6-Dinitrotoluene	ND		ug/l	5.0	0.93	1
4-Chlorophenyl phenyl ether	ND		ug/l	2.0	0.49	1
4-Bromophenyl phenyl ether	ND		ug/l	2.0	0.38	1
Bis(2-chloroisopropyl)ether	ND		ug/l	2.0	0.53	1
Bis(2-chloroethoxy)methane	ND		ug/l	5.0	0.50	1
Hexachlorocyclopentadiene	ND		ug/l	20	0.69	1
Isophorone	ND		ug/l	5.0	1.2	1
Nitrobenzene	ND		ug/l	2.0	0.77	1
NDPA/DPA	ND		ug/l	2.0	0.42	1
n-Nitrosodi-n-propylamine	ND		ug/l	5.0	0.64	1
Bis(2-ethylhexyl)phthalate	ND		ug/l	3.0	1.5	1
Butyl benzyl phthalate	ND		ug/l	5.0	1.2	1
Di-n-butylphthalate	ND		ug/l	5.0	0.39	1
Di-n-octylphthalate	ND		ug/l	5.0	1.3	1
Diethyl phthalate	ND		ug/l	5.0	0.38	1
Dimethyl phthalate	ND		ug/l	5.0	1.8	1
Biphenyl	ND		ug/l	2.0	0.46	1
4-Chloroaniline	ND		ug/l	5.0	1.1	1
2-Nitroaniline	ND		ug/l	5.0	0.50	1
3-Nitroaniline	ND		ug/l	5.0	0.81	1
4-Nitroaniline	ND		ug/l	5.0	0.80	1

Project Name: PHASE II 169 THIRD AVE **Lab Number:** L2202938

Project Number: 0204090 **Report Date:** 01/26/22

SAMPLE RESULTS

Lab ID: L2202938-03 Date Collected: 01/19/22 11:00

Client ID: TW-3 Date Received: 01/19/22

Sample Location: 169 3RD AVENUE, BROOKLYN, NY Field Prep: Not Specified

Sample Depth:

Parameter	Result	Qualifier	Units	RL	MDL	Dilution Factor
Semivolatile Organics by GC/MS - Westborough Lab						
Dibenzofuran	ND		ug/l	2.0	0.50	1
1,2,4,5-Tetrachlorobenzene	ND		ug/l	10	0.44	1
Acetophenone	ND		ug/l	5.0	0.53	1
2,4,6-Trichlorophenol	ND		ug/l	5.0	0.61	1
p-Chloro-m-cresol	ND		ug/l	2.0	0.35	1
2-Chlorophenol	ND		ug/l	2.0	0.48	1
2,4-Dichlorophenol	ND		ug/l	5.0	0.41	1
2,4-Dimethylphenol	ND		ug/l	5.0	1.8	1
2-Nitrophenol	ND		ug/l	10	0.85	1
4-Nitrophenol	ND		ug/l	10	0.67	1
2,4-Dinitrophenol	ND		ug/l	20	6.6	1
4,6-Dinitro-o-cresol	ND		ug/l	10	1.8	1
Phenol	ND		ug/l	5.0	0.57	1
2-Methylphenol	ND		ug/l	5.0	0.49	1
3-Methylphenol/4-Methylphenol	ND		ug/l	5.0	0.48	1
2,4,5-Trichlorophenol	ND		ug/l	5.0	0.77	1
Benzoic Acid	ND		ug/l	50	2.6	1
Benzyl Alcohol	ND		ug/l	2.0	0.59	1
Carbazole	ND		ug/l	2.0	0.49	1

Surrogate	% Recovery	Qualifier	Acceptance Criteria
2-Fluorophenol	78		21-120
Phenol-d6	58		10-120
Nitrobenzene-d5	79		23-120
2-Fluorobiphenyl	69		15-120
2,4,6-Tribromophenol	82		10-120
4-Terphenyl-d14	89		41-149

Project Name: PHASE II 169 THIRD AVE
Project Number: 0204090
Lab Number: L2202938
Report Date: 01/26/22

SAMPLE RESULTS

Lab ID: L2202938-03
Client ID: TW-3
Sample Location: 169 3RD AVENUE, BROOKLYN, NY

Date Collected: 01/19/22 11:00
Date Received: 01/19/22
Field Prep: Not Specified

Sample Depth:
Matrix: Water
Analytical Method: 1,8270D-SIM
Analytical Date: 01/21/22 15:40
Analyst: DV

Extraction Method: EPA 3510C
Extraction Date: 01/20/22 23:56

Parameter	Result	Qualifier	Units	RL	MDL	Dilution Factor
Semivolatile Organics by GC/MS-SIM - Westborough Lab						
Acenaphthene	ND		ug/l	0.10	0.01	1
2-Chloronaphthalene	ND		ug/l	0.20	0.02	1
Fluoranthene	0.02	J	ug/l	0.10	0.02	1
Hexachlorobutadiene	ND		ug/l	0.50	0.05	1
Naphthalene	ND		ug/l	0.10	0.05	1
Benzo(a)anthracene	ND		ug/l	0.10	0.02	1
Benzo(a)pyrene	ND		ug/l	0.10	0.02	1
Benzo(b)fluoranthene	0.02	J	ug/l	0.10	0.01	1
Benzo(k)fluoranthene	ND		ug/l	0.10	0.01	1
Chrysene	ND		ug/l	0.10	0.01	1
Acenaphthylene	ND		ug/l	0.10	0.01	1
Anthracene	ND		ug/l	0.10	0.01	1
Benzo(ghi)perylene	ND		ug/l	0.10	0.01	1
Fluorene	ND		ug/l	0.10	0.01	1
Phenanthrene	ND		ug/l	0.10	0.02	1
Dibenzo(a,h)anthracene	ND		ug/l	0.10	0.01	1
Indeno(1,2,3-cd)pyrene	ND		ug/l	0.10	0.01	1
Pyrene	ND		ug/l	0.10	0.02	1
2-Methylnaphthalene	ND		ug/l	0.10	0.02	1
Pentachlorophenol	ND		ug/l	0.80	0.01	1
Hexachlorobenzene	ND		ug/l	0.80	0.01	1
Hexachloroethane	ND		ug/l	0.80	0.06	1

Project Name: PHASE II 169 THIRD AVE **Lab Number:** L2202938

Project Number: 0204090 **Report Date:** 01/26/22

SAMPLE RESULTS

Lab ID:	L2202938-03	Date Collected:	01/19/22 11:00
Client ID:	TW-3	Date Received:	01/19/22
Sample Location:	169 3RD AVENUE, BROOKLYN, NY	Field Prep:	Not Specified

Sample Depth:

Parameter	Result	Qualifier	Units	RL	MDL	Dilution Factor

Semivolatile Organics by GC/MS-SIM - Westborough Lab

Surrogate	% Recovery	Qualifier	Acceptance Criteria
2-Fluorophenol	70		21-120
Phenol-d6	59		10-120
Nitrobenzene-d5	86		23-120
2-Fluorobiphenyl	78		15-120
2,4,6-Tribromophenol	83		10-120
4-Terphenyl-d14	81		41-149

Project Name: PHASE II 169 THIRD AVE
Project Number: 0204090
Lab Number: L2202938
Report Date: 01/26/22

SAMPLE RESULTS

Lab ID: L2202938-03
Client ID: TW-3
Sample Location: 169 3RD AVENUE, BROOKLYN, NY

Date Collected: 01/19/22 11:00
Date Received: 01/19/22
Field Prep: Not Specified

Sample Depth:
Matrix: Water
Analytical Method: 1,8270D-SIM
Analytical Date: 01/25/22 04:29
Analyst: DB

Extraction Method: EPA 3510C
Extraction Date: 01/23/22 11:45

Parameter	Result	Qualifier	Units	RL	MDL	Dilution Factor
1,4 Dioxane by 8270D-SIM - Mansfield Lab						
1,4-Dioxane	690.		ng/l	144	32.6	1

Surrogate	% Recovery	Qualifier	Acceptance Criteria
1,4-Dioxane-d8	38		15-110

Project Name: PHASE II 169 THIRD AVE
Project Number: 0204090
Lab Number: L2202938
Report Date: 01/26/22

SAMPLE RESULTS

Lab ID: L2202938-03
Client ID: TW-3
Sample Location: 169 3RD AVENUE, BROOKLYN, NY

Date Collected: 01/19/22 11:00
Date Received: 01/19/22
Field Prep: Not Specified

Sample Depth:
Matrix: Water
Analytical Method: 134,LCMSMS-ID
Analytical Date: 01/21/22 22:26
Analyst: RS

Extraction Method: ALPHA 23528
Extraction Date: 01/20/22 19:21

Parameter	Result	Qualifier	Units	RL	MDL	Dilution Factor
Perfluorinated Alkyl Acids by Isotope Dilution - Mansfield Lab						
Perfluorobutanoic Acid (PFBA)	1.22	J	ng/l	1.85	0.378	1
Perfluoropentanoic Acid (PFPeA)	4.46		ng/l	1.85	0.367	1
Perfluorobutanesulfonic Acid (PFBS)	ND		ng/l	1.85	0.220	1
Perfluorohexanoic Acid (PFHxA)	3.21		ng/l	1.85	0.304	1
Perfluoroheptanoic Acid (PFHpA)	2.23		ng/l	1.85	0.209	1
Perfluorohexanesulfonic Acid (PFHxS)	2.91	F	ng/l	1.85	0.348	1
Perfluorooctanoic Acid (PFOA)	11.1		ng/l	1.85	0.219	1
1H,1H,2H,2H-Perfluorooctanesulfonic Acid (6:2FTS)	32.6		ng/l	1.85	1.23	1
Perfluoroheptanesulfonic Acid (PFHpS)	ND		ng/l	1.85	0.638	1
Perfluorononanoic Acid (PFNA)	2.30		ng/l	1.85	0.289	1
Perfluorooctanesulfonic Acid (PFOS)	86.3		ng/l	1.85	0.467	1
Perfluorodecanoic Acid (PFDA)	2.44		ng/l	1.85	0.282	1
1H,1H,2H,2H-Perfluorodecanesulfonic Acid (8:2FTS)	ND		ng/l	1.85	1.12	1
N-Methyl Perfluorooctanesulfonamidoacetic Acid (NMeFOSAA)	ND		ng/l	1.85	0.600	1
Perfluoroundecanoic Acid (PFUnA)	ND		ng/l	1.85	0.241	1
Perfluorodecanesulfonic Acid (PFDS)	ND		ng/l	1.85	0.908	1
Perfluorooctanesulfonamide (FOSA)	0.919	JF	ng/l	1.85	0.537	1
N-Ethyl Perfluorooctanesulfonamidoacetic Acid (NEtFOSAA)	ND		ng/l	1.85	0.745	1
Perfluorododecanoic Acid (PFDoA)	ND		ng/l	1.85	0.345	1
Perfluorotridecanoic Acid (PFTrDA)	ND		ng/l	1.85	0.303	1
Perfluorotetradecanoic Acid (PFTA)	0.945	J	ng/l	1.85	0.230	1
PFOA/PFOS, Total	97.4		ng/l	1.85	0.219	1

Project Name: PHASE II 169 THIRD AVE **Lab Number:** L2202938

Project Number: 0204090 **Report Date:** 01/26/22

SAMPLE RESULTS

Lab ID:	L2202938-03	Date Collected:	01/19/22 11:00
Client ID:	TW-3	Date Received:	01/19/22
Sample Location:	169 3RD AVENUE, BROOKLYN, NY	Field Prep:	Not Specified

Sample Depth:

Parameter	Result	Qualifier	Units	RL	MDL	Dilution Factor

Perfluorinated Alkyl Acids by Isotope Dilution - Mansfield Lab

Surrogate (Extracted Internal Standard)	% Recovery	Qualifier	Acceptance Criteria
Perfluoro[13C4]Butanoic Acid (MPFBA)	98		58-132
Perfluoro[13C5]Pentanoic Acid (M5PFPEA)	93		62-163
Perfluoro[2,3,4-13C3]Butanesulfonic Acid (M3PFBS)	124		70-131
Perfluoro[1,2,3,4,6-13C5]Hexanoic Acid (M5PFHxA)	96		57-129
Perfluoro[1,2,3,4-13C4]Heptanoic Acid (M4PFHpA)	100		60-129
Perfluoro[1,2,3-13C3]Hexanesulfonic Acid (M3PFHxS)	109		71-134
Perfluoro[13C8]Octanoic Acid (M8PFOA)	95		62-129
1H,1H,2H,2H-Perfluoro[1,2-13C2]Octanesulfonic Acid (M2-6:2FTS)	**206**	Q	14-147
Perfluoro[13C9]Nonanoic Acid (M9PFNA)	89		59-139
Perfluoro[13C8]Octanesulfonic Acid (M8PFOS)	102		69-131
Perfluoro[1,2,3,4,5,6-13C6]Decanoic Acid (M6PFDA)	86		62-124
1H,1H,2H,2H-Perfluoro[1,2-13C2]Decanesulfonic Acid (M2-8:2FTS)	96		10-162
N-Deuteriomethylperfluoro-1-octanesulfonamidoacetic Acid (d3-NMeFOSAA)	50		24-116
Perfluoro[1,2,3,4,5,6,7-13C7]Undecanoic Acid (M7-PFUDA)	81		55-137
Perfluoro[13C8]Octanesulfonamide (M8FOSA)	40		10-112
N-Deuterioethylperfluoro-1-octanesulfonamidoacetic Acid (d5-NEtFOSAA)	52		27-126
Perfluoro[1,2-13C2]Dodecanoic Acid (MPFDOA)	63		48-131
Perfluoro[1,2-13C2]Tetradecanoic Acid (M2PFTEDA)	56		22-136

Project Name: PHASE II 169 THIRD AVE
Project Number: 0204090
Lab Number: L2202938
Report Date: 01/26/22

SAMPLE RESULTS

Lab ID: L2202938-04
Client ID: MW-1
Sample Location: 169 3RD AVENUE, BROOKLYN, NY

Date Collected: 01/19/22 13:30
Date Received: 01/19/22
Field Prep: Not Specified

Sample Depth:
Matrix: Water
Analytical Method: 1,8270D-SIM
Analytical Date: 01/25/22 04:51
Analyst: DB

Extraction Method: EPA 3510C
Extraction Date: 01/23/22 11:45

Parameter	Result	Qualifier	Units	RL	MDL	Dilution Factor
1,4 Dioxane by 8270D-SIM - Mansfield Lab						
1,4-Dioxane	168.		ng/l	139	31.4	1

Surrogate	% Recovery	Qualifier	Acceptance Criteria
1,4-Dioxane-d8	41		15-110

Project Name: PHASE II 169 THIRD AVE
Project Number: 0204090
Lab Number: L2202938
Report Date: 01/26/22

SAMPLE RESULTS

Lab ID: L2202938-04
Client ID: MW-1
Sample Location: 169 3RD AVENUE, BROOKLYN, NY

Date Collected: 01/19/22 13:30
Date Received: 01/19/22
Field Prep: Not Specified

Sample Depth:
Matrix: Water
Analytical Method: 134,LCMSMS-ID
Analytical Date: 01/21/22 22:42
Analyst: RS

Extraction Method: ALPHA 23528
Extraction Date: 01/20/22 19:21

Parameter	Result	Qualifier	Units	RL	MDL	Dilution Factor
Perfluorinated Alkyl Acids by Isotope Dilution - Mansfield Lab						
Perfluorobutanoic Acid (PFBA)	10.4		ng/l	1.82	0.371	1
Perfluoropentanoic Acid (PFPeA)	28.9		ng/l	1.82	0.360	1
Perfluorobutanesulfonic Acid (PFBS)	4.61		ng/l	1.82	0.216	1
Perfluorohexanoic Acid (PFHxA)	21.8		ng/l	1.82	0.298	1
Perfluoroheptanoic Acid (PFHpA)	10.1		ng/l	1.82	0.204	1
Perfluorohexanesulfonic Acid (PFHxS)	3.72		ng/l	1.82	0.342	1
Perfluorooctanoic Acid (PFOA)	38.8		ng/l	1.82	0.214	1
1H,1H,2H,2H-Perfluorooctanesulfonic Acid (6:2FTS)	1.50	J	ng/l	1.82	1.21	1
Perfluoroheptanesulfonic Acid (PFHpS)	ND		ng/l	1.82	0.625	1
Perfluorononanoic Acid (PFNA)	7.36		ng/l	1.82	0.283	1
Perfluorooctanesulfonic Acid (PFOS)	22.2		ng/l	1.82	0.458	1
Perfluorodecanoic Acid (PFDA)	8.57		ng/l	1.82	0.276	1
1H,1H,2H,2H-Perfluorodecanesulfonic Acid (8:2FTS)	ND		ng/l	1.82	1.10	1
N-Methyl Perfluorooctanesulfonamidoacetic Acid (NMeFOSAA)	ND		ng/l	1.82	0.589	1
Perfluoroundecanoic Acid (PFUnA)	0.672	J	ng/l	1.82	0.236	1
Perfluorodecanesulfonic Acid (PFDS)	ND		ng/l	1.82	0.890	1
Perfluorooctanesulfonamide (FOSA)	ND		ng/l	1.82	0.527	1
N-Ethyl Perfluorooctanesulfonamidoacetic Acid (NEtFOSAA)	ND		ng/l	1.82	0.730	1
Perfluorododecanoic Acid (PFDoA)	ND		ng/l	1.82	0.338	1
Perfluorotridecanoic Acid (PFTrDA)	ND		ng/l	1.82	0.297	1
Perfluorotetradecanoic Acid (PFTA)	0.908	J	ng/l	1.82	0.225	1
PFOA/PFOS, Total	61.0		ng/l	1.82	0.214	1

Project Name: PHASE II 169 THIRD AVE **Lab Number:** L2202938

Project Number: 0204090 **Report Date:** 01/26/22

SAMPLE RESULTS

Lab ID:	L2202938-04	Date Collected:	01/19/22 13:30
Client ID:	MW-1	Date Received:	01/19/22
Sample Location:	169 3RD AVENUE, BROOKLYN, NY	Field Prep:	Not Specified

Sample Depth:

Parameter	Result	Qualifier	Units	RL	MDL	Dilution Factor

Perfluorinated Alkyl Acids by Isotope Dilution - Mansfield Lab

Surrogate (Extracted Internal Standard)	% Recovery	Qualifier	Acceptance Criteria
Perfluoro[13C4]Butanoic Acid (MPFBA)	99		58-132
Perfluoro[13C5]Pentanoic Acid (M5PFPEA)	88		62-163
Perfluoro[2,3,4-13C3]Butanesulfonic Acid (M3PFBS)	124		70-131
Perfluoro[1,2,3,4,6-13C5]Hexanoic Acid (M5PFHxA)	94		57-129
Perfluoro[1,2,3,4-13C4]Heptanoic Acid (M4PFHpA)	101		60-129
Perfluoro[1,2,3-13C3]Hexanesulfonic Acid (M3PFHxS)	109		71-134
Perfluoro[13C8]Octanoic Acid (M8PFOA)	94		62-129
1H,1H,2H,2H-Perfluoro[1,2-13C2]Octanesulfonic Acid (M2-6:2FTS)	**157**	Q	14-147
Perfluoro[13C9]Nonanoic Acid (M9PFNA)	88		59-139
Perfluoro[13C8]Octanesulfonic Acid (M8PFOS)	100		69-131
Perfluoro[1,2,3,4,5,6-13C6]Decanoic Acid (M6PFDA)	86		62-124
1H,1H,2H,2H-Perfluoro[1,2-13C2]Decanesulfonic Acid (M2-8:2FTS)	133		10-162
N-Deuteriomethylperfluoro-1-octanesulfonamidoacetic Acid (d3-NMeFOSAA)	55		24-116
Perfluoro[1,2,3,4,5,6,7-13C7]Undecanoic Acid (M7-PFUDA)	83		55-137
Perfluoro[13C8]Octanesulfonamide (M8FOSA)	50		10-112
N-Deuterioethylperfluoro-1-octanesulfonamidoacetic Acid (d5-NEtFOSAA)	64		27-126
Perfluoro[1,2-13C2]Dodecanoic Acid (MPFDOA)	64		48-131
Perfluoro[1,2-13C2]Tetradecanoic Acid (M2PFTEDA)	55		22-136

Project Name: PHASE II 169 THIRD AVE
Project Number: 0204090

Lab Number: L2202938
Report Date: 01/26/22

Method Blank Analysis
Batch Quality Control

Analytical Method: 1,8270D
Analytical Date: 01/21/22 12:12
Analyst: CMM

Extraction Method: EPA 3510C
Extraction Date: 01/20/22 11:06

Parameter	Result	Qualifier	Units	RL	MDL
Semivolatile Organics by GC/MS - Westborough Lab for sample(s): 01-03 Batch: WG1596279-1					
Acenaphthene	ND		ug/l	2.0	0.44
1,2,4-Trichlorobenzene	ND		ug/l	5.0	0.50
Hexachlorobenzene	ND		ug/l	2.0	0.46
Bis(2-chloroethyl)ether	ND		ug/l	2.0	0.50
2-Chloronaphthalene	ND		ug/l	2.0	0.44
1,2-Dichlorobenzene	ND		ug/l	2.0	0.45
1,3-Dichlorobenzene	ND		ug/l	2.0	0.40
1,4-Dichlorobenzene	ND		ug/l	2.0	0.43
3,3'-Dichlorobenzidine	ND		ug/l	5.0	1.6
2,4-Dinitrotoluene	ND		ug/l	5.0	1.2
2,6-Dinitrotoluene	ND		ug/l	5.0	0.93
Fluoranthene	ND		ug/l	2.0	0.26
4-Chlorophenyl phenyl ether	ND		ug/l	2.0	0.49
4-Bromophenyl phenyl ether	ND		ug/l	2.0	0.38
Bis(2-chloroisopropyl)ether	ND		ug/l	2.0	0.53
Bis(2-chloroethoxy)methane	ND		ug/l	5.0	0.50
Hexachlorobutadiene	ND		ug/l	2.0	0.66
Hexachlorocyclopentadiene	ND		ug/l	20	0.69
Hexachloroethane	ND		ug/l	2.0	0.58
Isophorone	ND		ug/l	5.0	1.2
Naphthalene	ND		ug/l	2.0	0.46
Nitrobenzene	ND		ug/l	2.0	0.77
NDPA/DPA	ND		ug/l	2.0	0.42
n-Nitrosodi-n-propylamine	ND		ug/l	5.0	0.64
Bis(2-ethylhexyl)phthalate	1.6	J	ug/l	3.0	1.5
Butyl benzyl phthalate	ND		ug/l	5.0	1.2
Di-n-butylphthalate	ND		ug/l	5.0	0.39
Di-n-octylphthalate	ND		ug/l	5.0	1.3
Diethyl phthalate	ND		ug/l	5.0	0.38

Project Name: PHASE II 169 THIRD AVE
Project Number: 0204090

Lab Number: L2202938
Report Date: 01/26/22

Method Blank Analysis
Batch Quality Control

Analytical Method: 1,8270D
Analytical Date: 01/21/22 12:12
Analyst: CMM

Extraction Method: EPA 3510C
Extraction Date: 01/20/22 11:06

Parameter	Result	Qualifier	Units	RL	MDL
Semivolatile Organics by GC/MS - Westborough Lab for sample(s): 01-03 Batch: WG1596279-1					
Dimethyl phthalate	ND		ug/l	5.0	1.8
Benzo(a)anthracene	ND		ug/l	2.0	0.32
Benzo(a)pyrene	ND		ug/l	2.0	0.41
Benzo(b)fluoranthene	ND		ug/l	2.0	0.35
Benzo(k)fluoranthene	ND		ug/l	2.0	0.37
Chrysene	ND		ug/l	2.0	0.34
Acenaphthylene	ND		ug/l	2.0	0.46
Anthracene	ND		ug/l	2.0	0.33
Benzo(ghi)perylene	ND		ug/l	2.0	0.30
Fluorene	ND		ug/l	2.0	0.41
Phenanthrene	ND		ug/l	2.0	0.33
Dibenzo(a,h)anthracene	ND		ug/l	2.0	0.32
Indeno(1,2,3-cd)pyrene	ND		ug/l	2.0	0.40
Pyrene	ND		ug/l	2.0	0.28
Biphenyl	ND		ug/l	2.0	0.46
4-Chloroaniline	ND		ug/l	5.0	1.1
2-Nitroaniline	ND		ug/l	5.0	0.50
3-Nitroaniline	ND		ug/l	5.0	0.81
4-Nitroaniline	ND		ug/l	5.0	0.80
Dibenzofuran	ND		ug/l	2.0	0.50
2-Methylnaphthalene	ND		ug/l	2.0	0.45
1,2,4,5-Tetrachlorobenzene	ND		ug/l	10	0.44
Acetophenone	ND		ug/l	5.0	0.53
2,4,6-Trichlorophenol	ND		ug/l	5.0	0.61
p-Chloro-m-cresol	ND		ug/l	2.0	0.35
2-Chlorophenol	ND		ug/l	2.0	0.48
2,4-Dichlorophenol	ND		ug/l	5.0	0.41
2,4-Dimethylphenol	ND		ug/l	5.0	1.8
2-Nitrophenol	ND		ug/l	10	0.85

Project Name: PHASE II 169 THIRD AVE
Project Number: 0204090

Lab Number: L2202938
Report Date: 01/26/22

Method Blank Analysis
Batch Quality Control

Analytical Method: 1,8270D
Analytical Date: 01/21/22 12:12
Analyst: CMM

Extraction Method: EPA 3510C
Extraction Date: 01/20/22 11:06

Parameter	Result	Qualifier	Units	RL	MDL
Semivolatile Organics by GC/MS - Westborough Lab for sample(s): 01-03 Batch: WG1596279-1					
4-Nitrophenol	ND		ug/l	10	0.67
2,4-Dinitrophenol	ND		ug/l	20	6.6
4,6-Dinitro-o-cresol	ND		ug/l	10	1.8
Pentachlorophenol	ND		ug/l	10	1.8
Phenol	ND		ug/l	5.0	0.57
2-Methylphenol	ND		ug/l	5.0	0.49
3-Methylphenol/4-Methylphenol	ND		ug/l	5.0	0.48
2,4,5-Trichlorophenol	ND		ug/l	5.0	0.77
Benzoic Acid	ND		ug/l	50	2.6
Benzyl Alcohol	ND		ug/l	2.0	0.59
Carbazole	ND		ug/l	2.0	0.49

Surrogate	%Recovery	Qualifier	Acceptance Criteria
2-Fluorophenol	67		21-120
Phenol-d6	51		10-120
Nitrobenzene-d5	67		23-120
2-Fluorobiphenyl	60		15-120
2,4,6-Tribromophenol	73		10-120
4-Terphenyl-d14	81		41-149

Project Name: PHASE II 169 THIRD AVE
Project Number: 0204090

Lab Number: L2202938
Report Date: 01/26/22

Method Blank Analysis
Batch Quality Control

Analytical Method: 1,8270D-SIM
Analytical Date: 01/21/22 12:11
Analyst: RP

Extraction Method: EPA 3510C
Extraction Date: 01/20/22 11:06

Parameter	Result	Qualifier	Units	RL	MDL
Semivolatile Organics by GC/MS-SIM - Westborough Lab for sample(s): 01-03 Batch: WG1596280-1					
Acenaphthene	ND		ug/l	0.10	0.01
2-Chloronaphthalene	ND		ug/l	0.20	0.02
Fluoranthene	ND		ug/l	0.10	0.02
Hexachlorobutadiene	ND		ug/l	0.50	0.05
Naphthalene	ND		ug/l	0.10	0.05
Benzo(a)anthracene	ND		ug/l	0.10	0.02
Benzo(a)pyrene	ND		ug/l	0.10	0.02
Benzo(b)fluoranthene	ND		ug/l	0.10	0.01
Benzo(k)fluoranthene	ND		ug/l	0.10	0.01
Chrysene	ND		ug/l	0.10	0.01
Acenaphthylene	ND		ug/l	0.10	0.01
Anthracene	ND		ug/l	0.10	0.01
Benzo(ghi)perylene	ND		ug/l	0.10	0.01
Fluorene	ND		ug/l	0.10	0.01
Phenanthrene	ND		ug/l	0.10	0.02
Dibenzo(a,h)anthracene	ND		ug/l	0.10	0.01
Indeno(1,2,3-cd)pyrene	ND		ug/l	0.10	0.01
Pyrene	ND		ug/l	0.10	0.02
2-Methylnaphthalene	ND		ug/l	0.10	0.02
Pentachlorophenol	ND		ug/l	0.80	0.01
Hexachlorobenzene	ND		ug/l	0.80	0.01
Hexachloroethane	ND		ug/l	0.80	0.06

Project Name: PHASE II 169 THIRD AVE
Project Number: 0204090

Lab Number: L2202938
Report Date: 01/26/22

Method Blank Analysis
Batch Quality Control

Analytical Method: 1,8270D-SIM
Analytical Date: 01/21/22 12:11
Analyst: RP

Extraction Method: EPA 3510C
Extraction Date: 01/20/22 11:06

Parameter	Result	Qualifier	Units	RL	MDL
Semivolatile Organics by GC/MS-SIM - Westborough Lab for sample(s): 01-03 Batch: WG1596280-1					

Surrogate	%Recovery	Qualifier	Acceptance Criteria
2-Fluorophenol	68		21-120
Phenol-d6	57		10-120
Nitrobenzene-d5	83		23-120
2-Fluorobiphenyl	76		15-120
2,4,6-Tribromophenol	80		10-120
4-Terphenyl-d14	81		41-149

Project Name: PHASE II 169 THIRD AVE
Project Number: 0204090

Lab Number: L2202938
Report Date: 01/26/22

Method Blank Analysis
Batch Quality Control

Analytical Method: 134,LCMSMS-ID
Analytical Date: 01/21/22 17:11
Analyst: RS

Extraction Method: ALPHA 23528
Extraction Date: 01/20/22 19:21

Parameter	Result	Qualifier	Units	RL	MDL
Perfluorinated Alkyl Acids by Isotope Dilution - Mansfield Lab for sample(s): 01-04 Batch: WG1596378-1					
Perfluorobutanoic Acid (PFBA)	ND		ng/l	2.00	0.408
Perfluoropentanoic Acid (PFPeA)	ND		ng/l	2.00	0.396
Perfluorobutanesulfonic Acid (PFBS)	ND		ng/l	2.00	0.238
Perfluorohexanoic Acid (PFHxA)	ND		ng/l	2.00	0.328
Perfluoroheptanoic Acid (PFHpA)	ND		ng/l	2.00	0.225
Perfluorohexanesulfonic Acid (PFHxS)	ND		ng/l	2.00	0.376
Perfluorooctanoic Acid (PFOA)	ND		ng/l	2.00	0.236
1H,1H,2H,2H-Perfluorooctanesulfonic Acid (6:2FTS)	ND		ng/l	2.00	1.33
Perfluoroheptanesulfonic Acid (PFHpS)	ND		ng/l	2.00	0.688
Perfluorononanoic Acid (PFNA)	ND		ng/l	2.00	0.312
Perfluorooctanesulfonic Acid (PFOS)	ND		ng/l	2.00	0.504
Perfluorodecanoic Acid (PFDA)	ND		ng/l	2.00	0.304
1H,1H,2H,2H-Perfluorodecanesulfonic Acid (8:2FTS)	ND		ng/l	2.00	1.21
N-Methyl Perfluorooctanesulfonamidoacetic Acid (NMeFOSAA)	ND		ng/l	2.00	0.648
Perfluoroundecanoic Acid (PFUnA)	ND		ng/l	2.00	0.260
Perfluorodecanesulfonic Acid (PFDS)	ND		ng/l	2.00	0.980
Perfluorooctanesulfonamide (FOSA)	ND		ng/l	2.00	0.580
N-Ethyl Perfluorooctanesulfonamidoacetic Acid (NEtFOSAA)	ND		ng/l	2.00	0.804
Perfluorododecanoic Acid (PFDoA)	ND		ng/l	2.00	0.372
Perfluorotridecanoic Acid (PFTrDA)	ND		ng/l	2.00	0.327
Perfluorotetradecanoic Acid (PFTA)	0.988	J	ng/l	2.00	0.248
PFOA/PFOS, Total	ND		ng/l	2.00	0.236

Project Name: PHASE II 169 THIRD AVE
Project Number: 0204090

Lab Number: L2202938
Report Date: 01/26/22

Method Blank Analysis
Batch Quality Control

Analytical Method: 134,LCMSMS-ID
Analytical Date: 01/21/22 17:11
Analyst: RS

Extraction Method: ALPHA 23528
Extraction Date: 01/20/22 19:21

Parameter	Result	Qualifier	Units	RL	MDL
Perfluorinated Alkyl Acids by Isotope Dilution - Mansfield Lab for sample(s): 01-04 Batch: WG1596378-1					

Surrogate (Extracted Internal Standard)	%Recovery	Qualifier	Acceptance Criteria
Perfluoro[13C4]Butanoic Acid (MPFBA)	112		58-132
Perfluoro[13C5]Pentanoic Acid (M5PFPEA)	105		62-163
Perfluoro[2,3,4-13C3]Butanesulfonic Acid (M3PFBS)	**139**	Q	70-131
Perfluoro[1,2,3,4,6-13C5]Hexanoic Acid (M5PFHxA)	122		57-129
Perfluoro[1,2,3,4-13C4]Heptanoic Acid (M4PFHpA)	123		60-129
Perfluoro[1,2,3-13C3]Hexanesulfonic Acid (M3PFHxS)	129		71-134
Perfluoro[13C8]Octanoic Acid (M8PFOA)	109		62-129
1H,1H,2H,2H-Perfluoro[1,2-13C2]Octanesulfonic Acid (M2-6:2FTS)	**162**	Q	14-147
Perfluoro[13C9]Nonanoic Acid (M9PFNA)	108		59-139
Perfluoro[13C8]Octanesulfonic Acid (M8PFOS)	120		69-131
Perfluoro[1,2,3,4,5,6-13C6]Decanoic Acid (M6PFDA)	106		62-124
1H,1H,2H,2H-Perfluoro[1,2-13C2]Decanesulfonic Acid (M2-8:2FTS)	143		10-162
N-Deuteriomethylperfluoro-1-octanesulfonamidoacetic Acid (d3-NMeFOSAA)	73		24-116
Perfluoro[1,2,3,4,5,6,7-13C7]Undecanoic Acid (M7-PFUDA)	105		55-137
Perfluoro[13C8]Octanesulfonamide (M8FOSA)	63		10-112
N-Deuterioethylperfluoro-1-octanesulfonamidoacetic Acid (d5-NEtFOSAA)	84		27-126
Perfluoro[1,2-13C2]Dodecanoic Acid (MPFDOA)	92		48-131
Perfluoro[1,2-13C2]Tetradecanoic Acid (M2PFTEDA)	73		22-136

Project Name: PHASE II 169 THIRD AVE
Project Number: 0204090

Lab Number: L2202938
Report Date: 01/26/22

Method Blank Analysis
Batch Quality Control

Analytical Method: 1,8270D-SIM
Analytical Date: 01/25/22 02:40
Analyst: DB

Extraction Method: EPA 3510C
Extraction Date: 01/23/22 11:45

Parameter	Result	Qualifier	Units	RL	MDL
1,4 Dioxane by 8270D-SIM - Mansfield Lab for sample(s): 01-04 Batch: WG1597096-1					
1,4-Dioxane	ND		ng/l	150	33.9

Surrogate	%Recovery	Qualifier	Acceptance Criteria
1,4-Dioxane-d8	45		15-110

Lab Control Sample Analysis
Batch Quality Control

Project Name: PHASE II 169 THIRD AVE
Project Number: 0204090

Lab Number: L2202938
Report Date: 01/26/22

Parameter	LCS %Recovery	Qual	LCSD %Recovery	Qual	%Recovery Limits	RPD	Qual	RPD Limits
Semivolatile Organics by GC/MS - Westborough Lab Associated sample(s): 01-03 Batch: WG1596279-2 WG1596279-3								
Acenaphthene	71		72		37-111	1		30
1,2,4-Trichlorobenzene	57		60		39-98	5		30
Hexachlorobenzene	66		71		40-140	7		30
Bis(2-chloroethyl)ether	67		70		40-140	4		30
2-Chloronaphthalene	65		61		40-140	6		30
1,2-Dichlorobenzene	65		66		40-140	2		30
1,3-Dichlorobenzene	60		61		40-140	2		30
1,4-Dichlorobenzene	63		61		36-97	3		30
3,3'-Dichlorobenzidine	54		59		40-140	9		30
2,4-Dinitrotoluene	65		72		48-143	10		30
2,6-Dinitrotoluene	64		65		40-140	2		30
Fluoranthene	70		74		40-140	6		30
4-Chlorophenyl phenyl ether	66		69		40-140	4		30
4-Bromophenyl phenyl ether	69		70		40-140	1		30
Bis(2-chloroisopropyl)ether	58		62		40-140	7		30
Bis(2-chloroethoxy)methane	67		69		40-140	3		30
Hexachlorobutadiene	60		61		40-140	2		30
Hexachlorocyclopentadiene	55		54		40-140	2		30
Hexachloroethane	66		63		40-140	5		30
Isophorone	63		69		40-140	9		30
Naphthalene	68		67		40-140	1		30
Nitrobenzene	62		69		40-140	11		30
NDPA/DPA	67		74		40-140	10		30

Lab Control Sample Analysis
Batch Quality Control

Project Name: PHASE II 169 THIRD AVE
Project Number: 0204090
Lab Number: L2202938
Report Date: 01/26/22

Parameter	LCS %Recovery	Qual	LCSD %Recovery	Qual	%Recovery Limits	RPD	Qual	RPD Limits
Semivolatile Organics by GC/MS - Westborough Lab Associated sample(s): 01-03 Batch: WG1596279-2 WG1596279-3								
n-Nitrosodi-n-propylamine	61		67		29-132	9		30
Bis(2-ethylhexyl)phthalate	82		83		40-140	1		30
Butyl benzyl phthalate	81		85		40-140	5		30
Di-n-butylphthalate	78		84		40-140	7		30
Di-n-octylphthalate	85		87		40-140	2		30
Diethyl phthalate	69		76		40-140	10		30
Dimethyl phthalate	62		64		40-140	3		30
Benzo(a)anthracene	70		74		40-140	6		30
Benzo(a)pyrene	70		71		40-140	1		30
Benzo(b)fluoranthene	75		78		40-140	4		30
Benzo(k)fluoranthene	74		77		40-140	4		30
Chrysene	71		75		40-140	5		30
Acenaphthylene	62		63		45-123	2		30
Anthracene	73		76		40-140	4		30
Benzo(ghi)perylene	72		74		40-140	3		30
Fluorene	68		76		40-140	11		30
Phenanthrene	70		74		40-140	6		30
Dibenzo(a,h)anthracene	74		76		40-140	3		30
Indeno(1,2,3-cd)pyrene	76		78		40-140	3		30
Pyrene	69		76		26-127	10		30
Biphenyl	69		68		40-140	1		30
4-Chloroaniline	61		70		40-140	14		30
2-Nitroaniline	68		72		52-143	6		30

Lab Control Sample Analysis
Batch Quality Control

Project Name: PHASE II 169 THIRD AVE
Project Number: 0204090
Lab Number: L2202938
Report Date: 01/26/22

Parameter	LCS %Recovery	Qual	LCSD %Recovery	Qual	%Recovery Limits	RPD	Qual	RPD Limits
Semivolatile Organics by GC/MS - Westborough Lab Associated sample(s): 01-03 Batch: WG1596279-2 WG1596279-3								
3-Nitroaniline	64		66		25-145	3		30
4-Nitroaniline	72		78		51-143	8		30
Dibenzofuran	69		73		40-140	6		30
2-Methylnaphthalene	68		66		40-140	3		30
1,2,4,5-Tetrachlorobenzene	68		64		2-134	6		30
Acetophenone	71		76		39-129	7		30
2,4,6-Trichlorophenol	61		62		30-130	2		30
p-Chloro-m-cresol	77		79		23-97	3		30
2-Chlorophenol	70		74		27-123	6		30
2,4-Dichlorophenol	68		74		30-130	8		30
2,4-Dimethylphenol	37		62		30-130	**51**	Q	30
2-Nitrophenol	68		72		30-130	6		30
4-Nitrophenol	73		**81**	Q	10-80	10		30
2,4-Dinitrophenol	67		63		20-130	6		30
4,6-Dinitro-o-cresol	61		66		20-164	8		30
Pentachlorophenol	69		58		9-103	17		30
Phenol	56		58		12-110	4		30
2-Methylphenol	62		69		30-130	11		30
3-Methylphenol/4-Methylphenol	72		79		30-130	9		30
2,4,5-Trichlorophenol	60		61		30-130	2		30
Benzoic Acid	34		37		10-164	8		30
Benzyl Alcohol	66		73		26-116	10		30
Carbazole	78		82		55-144	5		30

Lab Control Sample Analysis
Batch Quality Control

Project Name: PHASE II 169 THIRD AVE
Project Number: 0204090
Lab Number: L2202938
Report Date: 01/26/22

Parameter	LCS %Recovery	Qual	LCSD %Recovery	Qual	%Recovery Limits	RPD	Qual	RPD Limits
Semivolatile Organics by GC/MS - Westborough Lab Associated sample(s): 01-03 Batch: WG1596279-2 WG1596279-3								

Surrogate	LCS %Recovery	Qual	LCSD %Recovery	Qual	Acceptance Criteria
2-Fluorophenol	65		67		21-120
Phenol-d6	52		57		10-120
Nitrobenzene-d5	62		67		23-120
2-Fluorobiphenyl	62		60		15-120
2,4,6-Tribromophenol	71		74		10-120
4-Terphenyl-d14	74		77		41-149

Lab Control Sample Analysis
Batch Quality Control

Project Name: PHASE II 169 THIRD AVE
Project Number: 0204090

Lab Number: L2202938
Report Date: 01/26/22

Parameter	LCS %Recovery	Qual	LCSD %Recovery	Qual	%Recovery Limits	RPD	Qual	RPD Limits
Semivolatile Organics by GC/MS-SIM - Westborough Lab Associated sample(s): 01-03 Batch: WG1596280-2 WG1596280-3								
Acenaphthene	80		88		40-140	10		40
2-Chloronaphthalene	78		85		40-140	9		40
Fluoranthene	80		84		40-140	5		40
Hexachlorobutadiene	70		78		40-140	11		40
Naphthalene	82		84		40-140	2		40
Benzo(a)anthracene	84		90		40-140	7		40
Benzo(a)pyrene	75		81		40-140	8		40
Benzo(b)fluoranthene	92		89		40-140	3		40
Benzo(k)fluoranthene	78		87		40-140	11		40
Chrysene	76		80		40-140	5		40
Acenaphthylene	77		84		40-140	9		40
Anthracene	80		86		40-140	7		40
Benzo(ghi)perylene	88		94		40-140	7		40
Fluorene	84		89		40-140	6		40
Phenanthrene	79		84		40-140	6		40
Dibenzo(a,h)anthracene	94		100		40-140	6		40
Indeno(1,2,3-cd)pyrene	87		94		40-140	8		40
Pyrene	80		86		40-140	7		40
2-Methylnaphthalene	78		85		40-140	9		40
Pentachlorophenol	98		98		40-140	0		40
Hexachlorobenzene	79		84		40-140	6		40
Hexachloroethane	66		74		40-140	11		40

Lab Control Sample Analysis
Batch Quality Control

Project Name: PHASE II 169 THIRD AVE
Project Number: 0204090
Lab Number: L2202938
Report Date: 01/26/22

Parameter	LCS %Recovery	Qual	LCSD %Recovery	Qual	%Recovery Limits	RPD	Qual	RPD Limits
Semivolatile Organics by GC/MS-SIM - Westborough Lab Associated sample(s): 01-03 Batch: WG1596280-2 WG1596280-3								

Surrogate	LCS %Recovery	Qual	LCSD %Recovery	Qual	Acceptance Criteria
2-Fluorophenol	69		72		21-120
Phenol-d6	59		65		10-120
Nitrobenzene-d5	82		91		23-120
2-Fluorobiphenyl	75		81		15-120
2,4,6-Tribromophenol	82		71		10-120
4-Terphenyl-d14	78		82		41-149

Lab Control Sample Analysis
Batch Quality Control

Project Name: PHASE II 169 THIRD AVE
Project Number: 0204090

Lab Number: L2202938
Report Date: 01/26/22

Parameter	LCS %Recovery	Qual	LCSD %Recovery	Qual	%Recovery Limits	RPD	Qual	RPD Limits
Perfluorinated Alkyl Acids by Isotope Dilution - Mansfield Lab Associated sample(s): 01-04 Batch: WG1596378-2								
Perfluorobutanoic Acid (PFBA)	94		-		67-148	-		30
Perfluoropentanoic Acid (PFPeA)	100		-		63-161	-		30
Perfluorobutanesulfonic Acid (PFBS)	92		-		65-157	-		30
Perfluorohexanoic Acid (PFHxA)	95		-		69-168	-		30
Perfluoroheptanoic Acid (PFHpA)	93		-		58-159	-		30
Perfluorohexanesulfonic Acid (PFHxS)	95		-		69-177	-		30
Perfluorooctanoic Acid (PFOA)	93		-		63-159	-		30
1H,1H,2H,2H-Perfluorooctanesulfonic Acid (6:2FTS)	105		-		49-187	-		30
Perfluoroheptanesulfonic Acid (PFHpS)	89		-		61-179	-		30
Perfluorononanoic Acid (PFNA)	99		-		68-171	-		30
Perfluorooctanesulfonic Acid (PFOS)	100		-		52-151	-		30
Perfluorodecanoic Acid (PFDA)	91		-		63-171	-		30
1H,1H,2H,2H-Perfluorodecanesulfonic Acid (8:2FTS)	106		-		56-173	-		30
N-Methyl Perfluorooctanesulfonamidoacetic Acid (NMeFOSAA)	93		-		60-166	-		30
Perfluoroundecanoic Acid (PFUnA)	86		-		60-153	-		30
Perfluorodecanesulfonic Acid (PFDS)	86		-		38-156	-		30
Perfluorooctanesulfonamide (FOSA)	83		-		46-170	-		30
N-Ethyl Perfluorooctanesulfonamidoacetic Acid (NEtFOSAA)	86		-		45-170	-		30
Perfluorododecanoic Acid (PFDoA)	98		-		67-153	-		30
Perfluorotridecanoic Acid (PFTrDA)	87		-		48-158	-		30
Perfluorotetradecanoic Acid (PFTA)	93		-		59-182	-		30

Lab Control Sample Analysis
Batch Quality Control

Project Name: PHASE II 169 THIRD AVE
Project Number: 0204090

Lab Number: L2202938
Report Date: 01/26/22

Parameter	LCS %Recovery	Qual	LCSD %Recovery	Qual	%Recovery Limits	RPD	Qual	RPD Limits

Perfluorinated Alkyl Acids by Isotope Dilution - Mansfield Lab Associated sample(s): 01-04 Batch: WG1596378-2

Surrogate (Extracted Internal Standard)	LCS %Recovery	Qual	LCSD %Recovery	Qual	Acceptance Criteria
Perfluoro[13C4]Butanoic Acid (MPFBA)	105				58-132
Perfluoro[13C5]Pentanoic Acid (M5PFPEA)	101				62-163
Perfluoro[2,3,4-13C3]Butanesulfonic Acid (M3PFBS)	126				70-131
Perfluoro[1,2,3,4,6-13C5]Hexanoic Acid (M5PFHxA)	116				57-129
Perfluoro[1,2,3,4-13C4]Heptanoic Acid (M4PFHpA)	116				60-129
Perfluoro[1,2,3-13C3]Hexanesulfonic Acid (M3PFHxS)	113				71-134
Perfluoro[13C8]Octanoic Acid (M8PFOA)	105				62-129
1H,1H,2H,2H-Perfluoro[1,2-13C2]Octanesulfonic Acid (M2-6:2FTS)	141				14-147
Perfluoro[13C9]Nonanoic Acid (M9PFNA)	101				59-139
Perfluoro[13C8]Octanesulfonic Acid (M8PFOS)	110				69-131
Perfluoro[1,2,3,4,5,6-13C6]Decanoic Acid (M6PFDA)	101				62-124
1H,1H,2H,2H-Perfluoro[1,2-13C2]Decanesulfonic Acid (M2-8:2FTS)	127				10-162
N-Deuteriomethylperfluoro-1-octanesulfonamidoacetic Acid (d3-NMeFOSAA)	68				24-116
Perfluoro[1,2,3,4,5,6,7-13C7]Undecanoic Acid (M7-PFUDA)	96				55-137
Perfluoro[13C8]Octanesulfonamide (M8FOSA)	64				10-112
N-Deuterioethylperfluoro-1-octanesulfonamidoacetic Acid (d5-NEtFOSAA)	72				27-126
Perfluoro[1,2-13C2]Dodecanoic Acid (MPFDOA)	82				48-131
Perfluoro[1,2-13C2]Tetradecanoic Acid (M2PFTEDA)	68				22-136

Lab Control Sample Analysis

Batch Quality Control

Project Name: PHASE II 169 THIRD AVE

Project Number: 0204090

Lab Number: L2202938

Report Date: 01/26/22

Parameter	LCS %Recovery	Qual	LCSD %Recovery	Qual	%Recovery Limits	RPD	Qual	RPD Limits
1,4 Dioxane by 8270D-SIM - Mansfield Lab Associated sample(s): 01-04 Batch: WG1597096-2 WG1597096-3								
1,4-Dioxane	121		122		40-140	1		30

Surrogate	LCS %Recovery	Qual	LCSD %Recovery	Qual	Acceptance Criteria
1,4-Dioxane-d8	41		44		15-110

Matrix Spike Analysis
Batch Quality Control

Project Name: PHASE II 169 THIRD AVE

Project Number: 0204090

Lab Number: L2202938

Report Date: 01/26/22

Parameter	*Native Sample*	*MS Added*	*MS Found*	*MS %Recovery*	*Qual*	*MSD Found*	*MSD %Recovery*	*Qual*	*Recovery Limits*	*RPD*	*Qual*	*RPD Limits*
Perfluorinated Alkyl Acids by Isotope Dilution - Mansfield Lab Associated sample(s): 01-04 QC Batch ID: WG1596378-3 WG1596378-4 QC Sample: L2202592-02 Client ID: MS Sample												
Perfluorobutanoic Acid (PFBA)	8.32	36.5	41.8	92		43.5	89		67-148	4		30
Perfluoropentanoic Acid (PFPeA)	28.6	36.5	63.9	97		66.0	94		63-161	3		30
Perfluorobutanesulfonic Acid (PFBS)	22.6	32.4	53.6	96		53.5	88		65-157	0		30
1H,1H,2H,2H-Perfluorohexanesulfonic Acid (4:2FTS)	ND	34.2	31.3	92		37.2	100		37-219	17		30
Perfluorohexanoic Acid (PFHxA)	22.4	36.5	56.5	94		58.5	91		69-168	3		30
Perfluoropentanesulfonic Acid (PFPeS)	1.75J	34.3	35.4	98		36.1	92		52-156	2		30
Perfluoroheptanoic Acid (PFHpA)	19.4	36.5	52.6	91		55.4	91		58-159	5		30
Perfluorohexanesulfonic Acid (PFHxS)	17.3	33.3	49.8	98		50.9	93		69-177	2		30
Perfluorooctanoic Acid (PFOA)	45.9	36.5	81.8	98		83.9	96		63-159	3		30
1H,1H,2H,2H-Perfluorooctanesulfonic Acid (6:2FTS)	ND	34.7	35.0	101		37.4	99		49-187	7		30
Perfluoroheptanesulfonic Acid (PFHpS)	1.29J	34.7	32.0	88		34.7	89		61-179	8		30
Perfluorononanoic Acid (PFNA)	5.43	36.5	40.9	97		42.6	94		68-171	4		30
Perfluorooctanesulfonic Acid (PFOS)	31.8	33.8	66.7	103		71.9	109		52-151	8		30
Perfluorodecanoic Acid (PFDA)	ND	36.5	31.6	87		33.3	84		63-171	5		30
1H,1H,2H,2H-Perfluorodecanesulfonic Acid (8:2FTS)	ND	35	34.3	98		32.5	86		56-173	5		30
Perfluorononanesulfonic Acid (PFNS)	ND	35.1	32.9	94		33.0	87		48-150	0		30
N-Methyl Perfluorooctanesulfonamidoacetic Acid (NMeFOSAA)	ND	36.5	37.3	102		37.4	94		60-166	0		30
Perfluoroundecanoic Acid (PFUnA)	ND	36.5	28.7	79		30.2	76		60-153	5		30
Perfluorodecanesulfonic Acid (PFDS)	ND	35.2	29.4	84		31.4	82		38-156	7		30
Perfluorooctanesulfonamide (FOSA)	ND	36.5	30.4	83		30.5F	77		46-170	0		30
N-Ethyl Perfluorooctanesulfonamidoacetic Acid (NEtFOSAA)	ND	36.5	30.2	83		30.9	78		45-170	2		30
Perfluorododecanoic Acid (PFDoA)	ND	36.5	32.5	89		32.7	83		67-153	1		30

Matrix Spike Analysis
Batch Quality Control

Project Name: PHASE II 169 THIRD AVE

Project Number: 0204090

Lab Number: L2202938

Report Date: 01/26/22

Parameter	Native Sample	MS Added	MS Found	MS %Recovery	Qual	MSD Found	MSD %Recovery	Qual	Recovery Limits	RPD	Qual	RPD Limits
Perfluorinated Alkyl Acids by Isotope Dilution - Mansfield Lab Associated sample(s): 01-04 QC Batch ID: WG1596378-3 WG1596378-4 QC Sample: L2202592-02 Client ID: MS Sample												
Perfluorotridecanoic Acid (PFTrDA)	ND	36.5	33.1	91		33.8	85		48-158	2		30
Perfluorotetradecanoic Acid (PFTA)	0.806J	36.5	31.4	84		36.0	89		59-182	14		30

Surrogate (Extracted Internal Standard)	MS % Recovery	MS Qualifier	MSD % Recovery	MSD Qualifier	Acceptance Criteria
1H,1H,2H,2H-Perfluoro[1,2-13C2]Decanesulfonic Acid (M2-8:2FTS)	**172**	Q	**170**	Q	10-162
1H,1H,2H,2H-Perfluoro[1,2-13C2]Hexanesulfonic Acid (M2-4:2FTS)	**319**	Q	**278**	Q	12-142
1H,1H,2H,2H-Perfluoro[1,2-13C2]Octanesulfonic Acid (M2-6:2FTS)	**257**	Q	**229**	Q	14-147
N-Deuterioethylperfluoro-1-octanesulfonamidoacetic Acid (d5-NEtFOSAA)	83		74		27-126
N-Deuteriomethylperfluoro-1-octanesulfonamidoacetic Acid (d3-NMeFOSAA)	70		71		24-116
Perfluoro[1,2,3,4,5,6,7-13C7]Undecanoic Acid (M7-PFUDA)	96		94		55-137
Perfluoro[1,2,3,4,5,6-13C6]Decanoic Acid (M6PFDA)	97		96		62-124
Perfluoro[1,2,3,4,6-13C5]Hexanoic Acid (M5PFHxA)	85		88		57-129
Perfluoro[1,2,3,4-13C4]Heptanoic Acid (M4PFHpA)	100		101		60-129
Perfluoro[1,2,3-13C3]Hexanesulfonic Acid (M3PFHxS)	116		116		71-134
Perfluoro[1,2-13C2]Dodecanoic Acid (MPFDOA)	77		76		48-131
Perfluoro[1,2-13C2]Tetradecanoic Acid (M2PFTEDA)	70		67		22-136
Perfluoro[13C4]Butanoic Acid (MPFBA)	103		103		58-132
Perfluoro[13C5]Pentanoic Acid (M5PFPEA)	97		96		62-163
Perfluoro[13C8]Octanesulfonamide (M8FOSA)	30		28		10-112
Perfluoro[13C8]Octanesulfonic Acid (M8PFOS)	114		104		69-131
Perfluoro[13C8]Octanoic Acid (M8PFOA)	101		100		62-129
Perfluoro[13C9]Nonanoic Acid (M9PFNA)	102		100		59-139
Perfluoro[2,3,4-13C3]Butanesulfonic Acid (M3PFBS)	129		124		70-131

PCBS

Project Name: PHASE II 169 THIRD AVE
Project Number: 0204090
Lab Number: L2202938
Report Date: 01/26/22

SAMPLE RESULTS

Lab ID: L2202938-01
Client ID: TW-1
Sample Location: 169 3RD AVENUE, BROOKLYN, NY

Sample Depth:
Matrix: Water
Analytical Method: 1,8082A
Analytical Date: 01/25/22 09:12
Analyst: AWS

Date Collected: 01/19/22 10:00
Date Received: 01/19/22
Field Prep: Not Specified

Extraction Method: EPA 3510C
Extraction Date: 01/22/22 13:53
Cleanup Method: EPA 3665A
Cleanup Date: 01/24/22
Cleanup Method: EPA 3660B
Cleanup Date: 01/25/22

Parameter	Result	Qualifier	Units	RL	MDL	Dilution Factor	Column
Polychlorinated Biphenyls by GC - Westborough Lab							
Aroclor 1016	ND		ug/l	0.071	0.061	1	A
Aroclor 1221	ND		ug/l	0.071	0.061	1	A
Aroclor 1232	ND		ug/l	0.071	0.061	1	A
Aroclor 1242	ND		ug/l	0.071	0.061	1	A
Aroclor 1248	ND		ug/l	0.071	0.061	1	A
Aroclor 1254	ND		ug/l	0.071	0.061	1	A
Aroclor 1260	ND		ug/l	0.071	0.061	1	A
Aroclor 1262	ND		ug/l	0.071	0.061	1	A
Aroclor 1268	ND		ug/l	0.071	0.061	1	A
PCBs, Total	ND		ug/l	0.071	0.061	1	A

Surrogate	% Recovery	Qualifier	Acceptance Criteria	Column
2,4,5,6-Tetrachloro-m-xylene	55		30-150	A
Decachlorobiphenyl	60		30-150	A
2,4,5,6-Tetrachloro-m-xylene	69		30-150	B
Decachlorobiphenyl	73		30-150	B

Project Name: PHASE II 169 THIRD AVE
Project Number: 0204090
Lab Number: L2202938
Report Date: 01/26/22

SAMPLE RESULTS

Lab ID: L2202938-02
Client ID: TW-2
Sample Location: 169 3RD AVENUE, BROOKLYN, NY

Date Collected: 01/19/22 09:45
Date Received: 01/19/22
Field Prep: Not Specified

Sample Depth:
Matrix: Water
Analytical Method: 1,8082A
Analytical Date: 01/25/22 09:20
Analyst: AWS

Extraction Method: EPA 3510C
Extraction Date: 01/22/22 13:53
Cleanup Method: EPA 3665A
Cleanup Date: 01/24/22
Cleanup Method: EPA 3660B
Cleanup Date: 01/25/22

Parameter	Result	Qualifier	Units	RL	MDL	Dilution Factor	Column
Polychlorinated Biphenyls by GC - Westborough Lab							
Aroclor 1016	ND		ug/l	0.071	0.061	1	A
Aroclor 1221	ND		ug/l	0.071	0.061	1	A
Aroclor 1232	ND		ug/l	0.071	0.061	1	A
Aroclor 1242	ND		ug/l	0.071	0.061	1	A
Aroclor 1248	ND		ug/l	0.071	0.061	1	A
Aroclor 1254	ND		ug/l	0.071	0.061	1	A
Aroclor 1260	ND		ug/l	0.071	0.061	1	A
Aroclor 1262	ND		ug/l	0.071	0.061	1	A
Aroclor 1268	ND		ug/l	0.071	0.061	1	A
PCBs, Total	ND		ug/l	0.071	0.061	1	A

Surrogate	% Recovery	Qualifier	Acceptance Criteria	Column
2,4,5,6-Tetrachloro-m-xylene	54		30-150	A
Decachlorobiphenyl	52		30-150	A
2,4,5,6-Tetrachloro-m-xylene	66		30-150	B
Decachlorobiphenyl	61		30-150	B

Project Name: PHASE II 169 THIRD AVE
Project Number: 0204090
Lab Number: L2202938
Report Date: 01/26/22

SAMPLE RESULTS

Lab ID: L2202938-03
Client ID: TW-3
Sample Location: 169 3RD AVENUE, BROOKLYN, NY

Sample Depth:
Matrix: Water
Analytical Method: 1,8082A
Analytical Date: 01/25/22 09:29
Analyst: AWS

Date Collected: 01/19/22 11:00
Date Received: 01/19/22
Field Prep: Not Specified

Extraction Method: EPA 3510C
Extraction Date: 01/22/22 13:53
Cleanup Method: EPA 3665A
Cleanup Date: 01/24/22
Cleanup Method: EPA 3660B
Cleanup Date: 01/25/22

Parameter	Result	Qualifier	Units	RL	MDL	Dilution Factor	Column
Polychlorinated Biphenyls by GC - Westborough Lab							
Aroclor 1016	ND		ug/l	0.071	0.061	1	A
Aroclor 1221	ND		ug/l	0.071	0.061	1	A
Aroclor 1232	ND		ug/l	0.071	0.061	1	A
Aroclor 1242	ND		ug/l	0.071	0.061	1	A
Aroclor 1248	ND		ug/l	0.071	0.061	1	A
Aroclor 1254	ND		ug/l	0.071	0.061	1	A
Aroclor 1260	ND		ug/l	0.071	0.061	1	A
Aroclor 1262	ND		ug/l	0.071	0.061	1	A
Aroclor 1268	ND		ug/l	0.071	0.061	1	A
PCBs, Total	ND		ug/l	0.071	0.061	1	A

Surrogate	% Recovery	Qualifier	Acceptance Criteria	Column
2,4,5,6-Tetrachloro-m-xylene	55		30-150	A
Decachlorobiphenyl	56		30-150	A
2,4,5,6-Tetrachloro-m-xylene	68		30-150	B
Decachlorobiphenyl	69		30-150	B

Project Name: PHASE II 169 THIRD AVE
Project Number: 0204090
Lab Number: L2202938
Report Date: 01/26/22

SAMPLE RESULTS

Lab ID: L2202938-04
Client ID: MW-1
Sample Location: 169 3RD AVENUE, BROOKLYN, NY

Sample Depth:
Matrix: Water
Analytical Method: 1,8082A
Analytical Date: 01/25/22 09:37
Analyst: AWS

Date Collected: 01/19/22 13:30
Date Received: 01/19/22
Field Prep: Not Specified

Extraction Method: EPA 3510C
Extraction Date: 01/22/22 13:53
Cleanup Method: EPA 3665A
Cleanup Date: 01/24/22
Cleanup Method: EPA 3660B
Cleanup Date: 01/25/22

Parameter	Result	Qualifier	Units	RL	MDL	Dilution Factor	Column
Polychlorinated Biphenyls by GC - Westborough Lab							
Aroclor 1016	ND		ug/l	0.071	0.061	1	A
Aroclor 1221	ND		ug/l	0.071	0.061	1	A
Aroclor 1232	ND		ug/l	0.071	0.061	1	A
Aroclor 1242	ND		ug/l	0.071	0.061	1	A
Aroclor 1248	ND		ug/l	0.071	0.061	1	A
Aroclor 1254	ND		ug/l	0.071	0.061	1	A
Aroclor 1260	ND		ug/l	0.071	0.061	1	A
Aroclor 1262	ND		ug/l	0.071	0.061	1	A
Aroclor 1268	ND		ug/l	0.071	0.061	1	A
PCBs, Total	ND		ug/l	0.071	0.061	1	A

Surrogate	% Recovery	Qualifier	Acceptance Criteria	Column
2,4,5,6-Tetrachloro-m-xylene	56		30-150	A
Decachlorobiphenyl	66		30-150	A
2,4,5,6-Tetrachloro-m-xylene	69		30-150	B
Decachlorobiphenyl	79		30-150	B

Project Name: PHASE II 169 THIRD AVE
Project Number: 0204090

Lab Number: L2202938
Report Date: 01/26/22

Method Blank Analysis
Batch Quality Control

Analytical Method: 1,8082A
Analytical Date: 01/25/22 08:47
Analyst: AWS

Extraction Method: EPA 3510C
Extraction Date: 01/22/22 13:53
Cleanup Method: EPA 3665A
Cleanup Date: 01/24/22
Cleanup Method: EPA 3660B
Cleanup Date: 01/25/22

Parameter	Result	Qualifier	Units	RL	MDL	Column
Polychlorinated Biphenyls by GC - Westborough Lab for sample(s): 01-04 Batch: WG1597036-1						
Aroclor 1016	ND		ug/l	0.071	0.061	A
Aroclor 1221	ND		ug/l	0.071	0.061	A
Aroclor 1232	ND		ug/l	0.071	0.061	A
Aroclor 1242	ND		ug/l	0.071	0.061	A
Aroclor 1248	ND		ug/l	0.071	0.061	A
Aroclor 1254	ND		ug/l	0.071	0.061	A
Aroclor 1260	ND		ug/l	0.071	0.061	A
Aroclor 1262	ND		ug/l	0.071	0.061	A
Aroclor 1268	ND		ug/l	0.071	0.061	A
PCBs, Total	ND		ug/l	0.071	0.061	A

Surrogate	%Recovery	Qualifier	Acceptance Criteria	Column
2,4,5,6-Tetrachloro-m-xylene	57		30-150	A
Decachlorobiphenyl	74		30-150	A
2,4,5,6-Tetrachloro-m-xylene	71		30-150	B
Decachlorobiphenyl	88		30-150	B

Lab Control Sample Analysis

Batch Quality Control

Project Name: PHASE II 169 THIRD AVE

Project Number: 0204090

Lab Number: L2202938

Report Date: 01/26/22

Parameter	LCS %Recovery	Qual	LCSD %Recovery	Qual	%Recovery Limits	RPD	Qual	RPD Limits	Column
Polychlorinated Biphenyls by GC - Westborough Lab Associated sample(s): 01-04 Batch: WG1597036-2 WG1597036-3									
Aroclor 1016	63		63		40-140	1		50	A
Aroclor 1260	66		69		40-140	4		50	A

Surrogate	LCS %Recovery	Qual	LCSD %Recovery	Qual	Acceptance Criteria	Column
2,4,5,6-Tetrachloro-m-xylene	60		59		30-150	A
Decachlorobiphenyl	75		77		30-150	A
2,4,5,6-Tetrachloro-m-xylene	72		72		30-150	B
Decachlorobiphenyl	88		90		30-150	B

PESTICIDES

Project Name: PHASE II 169 THIRD AVE
Project Number: 0204090
Lab Number: L2202938
Report Date: 01/26/22

SAMPLE RESULTS

Lab ID: L2202938-01
Client ID: TW-1
Sample Location: 169 3RD AVENUE, BROOKLYN, NY

Date Collected: 01/19/22 10:00
Date Received: 01/19/22
Field Prep: Not Specified

Sample Depth:
Matrix: Water
Analytical Method: 1,8081B
Analytical Date: 01/21/22 13:58
Analyst: EJL

Extraction Method: EPA 3510C
Extraction Date: 01/20/22 08:14

Parameter	Result	Qualifier	Units	RL	MDL	Dilution Factor	Column
Organochlorine Pesticides by GC - Westborough Lab							
Delta-BHC	ND		ug/l	0.014	0.003	1	A
Lindane	ND		ug/l	0.014	0.003	1	A
Alpha-BHC	ND		ug/l	0.014	0.003	1	A
Beta-BHC	ND		ug/l	0.014	0.004	1	A
Heptachlor	ND		ug/l	0.014	0.002	1	A
Aldrin	ND		ug/l	0.014	0.002	1	A
Heptachlor epoxide	ND		ug/l	0.014	0.003	1	A
Endrin	ND		ug/l	0.029	0.003	1	A
Endrin aldehyde	ND		ug/l	0.029	0.006	1	A
Endrin ketone	ND		ug/l	0.029	0.003	1	A
Dieldrin	ND		ug/l	0.029	0.003	1	A
4,4'-DDE	ND		ug/l	0.029	0.003	1	A
4,4'-DDD	ND		ug/l	0.029	0.003	1	A
4,4'-DDT	ND		ug/l	0.029	0.003	1	A
Endosulfan I	ND		ug/l	0.014	0.002	1	A
Endosulfan II	ND		ug/l	0.029	0.004	1	A
Endosulfan sulfate	ND		ug/l	0.029	0.003	1	A
Methoxychlor	ND		ug/l	0.143	0.005	1	A
Toxaphene	ND		ug/l	0.143	0.045	1	A
cis-Chlordane	ND		ug/l	0.014	0.005	1	A
trans-Chlordane	ND		ug/l	0.014	0.004	1	A
Chlordane	ND		ug/l	0.143	0.033	1	A

Project Name: PHASE II 169 THIRD AVE **Lab Number:** L2202938

Project Number: 0204090 **Report Date:** 01/26/22

SAMPLE RESULTS

Lab ID:	L2202938-01	Date Collected:	01/19/22 10:00
Client ID:	TW-1	Date Received:	01/19/22
Sample Location:	169 3RD AVENUE, BROOKLYN, NY	Field Prep:	Not Specified

Sample Depth:

Parameter	Result	Qualifier	Units	RL	MDL	Dilution Factor	Column
Organochlorine Pesticides by GC - Westborough Lab							

Surrogate	% Recovery	Qualifier	Acceptance Criteria	Column
2,4,5,6-Tetrachloro-m-xylene	83		30-150	A
Decachlorobiphenyl	86		30-150	A
2,4,5,6-Tetrachloro-m-xylene	77		30-150	B
Decachlorobiphenyl	60		30-150	B

Project Name: PHASE II 169 THIRD AVE
Project Number: 0204090
Lab Number: L2202938
Report Date: 01/26/22

SAMPLE RESULTS

Lab ID: L2202938-02
Client ID: TW-2
Sample Location: 169 3RD AVENUE, BROOKLYN, NY

Date Collected: 01/19/22 09:45
Date Received: 01/19/22
Field Prep: Not Specified

Sample Depth:
Matrix: Water
Analytical Method: 1,8081B
Analytical Date: 01/21/22 13:47
Analyst: EJL

Extraction Method: EPA 3510C
Extraction Date: 01/20/22 08:14

Parameter	Result	Qualifier	Units	RL	MDL	Dilution Factor	Column
Organochlorine Pesticides by GC - Westborough Lab							
Delta-BHC	ND		ug/l	0.014	0.003	1	A
Lindane	ND		ug/l	0.014	0.003	1	A
Alpha-BHC	ND		ug/l	0.014	0.003	1	A
Beta-BHC	ND		ug/l	0.014	0.004	1	A
Heptachlor	ND		ug/l	0.014	0.002	1	A
Aldrin	ND		ug/l	0.014	0.002	1	A
Heptachlor epoxide	ND		ug/l	0.014	0.003	1	A
Endrin	ND		ug/l	0.029	0.003	1	A
Endrin aldehyde	ND		ug/l	0.029	0.006	1	A
Endrin ketone	ND		ug/l	0.029	0.003	1	A
Dieldrin	ND		ug/l	0.029	0.003	1	A
4,4'-DDE	ND		ug/l	0.029	0.003	1	A
4,4'-DDD	ND		ug/l	0.029	0.003	1	A
4,4'-DDT	ND		ug/l	0.029	0.003	1	A
Endosulfan I	ND		ug/l	0.014	0.002	1	A
Endosulfan II	ND		ug/l	0.029	0.004	1	A
Endosulfan sulfate	ND		ug/l	0.029	0.003	1	A
Methoxychlor	ND		ug/l	0.143	0.005	1	A
Toxaphene	ND		ug/l	0.143	0.045	1	A
cis-Chlordane	ND		ug/l	0.014	0.005	1	A
trans-Chlordane	ND		ug/l	0.014	0.004	1	A
Chlordane	ND		ug/l	0.143	0.033	1	A

Project Name: PHASE II 169 THIRD AVE **Lab Number:** L2202938

Project Number: 0204090 **Report Date:** 01/26/22

SAMPLE RESULTS

Lab ID:	L2202938-02	Date Collected:	01/19/22 09:45
Client ID:	TW-2	Date Received:	01/19/22
Sample Location:	169 3RD AVENUE, BROOKLYN, NY	Field Prep:	Not Specified

Sample Depth:

Parameter	Result	Qualifier	Units	RL	MDL	Dilution Factor	Column
Organochlorine Pesticides by GC - Westborough Lab							

Surrogate	% Recovery	Qualifier	Acceptance Criteria	Column
2,4,5,6-Tetrachloro-m-xylene	89		30-150	A
Decachlorobiphenyl	78		30-150	A
2,4,5,6-Tetrachloro-m-xylene	83		30-150	B
Decachlorobiphenyl	54		30-150	B

Project Name: PHASE II 169 THIRD AVE
Project Number: 0204090
Lab Number: L2202938
Report Date: 01/26/22

SAMPLE RESULTS

Lab ID: L2202938-03
Client ID: TW-3
Sample Location: 169 3RD AVENUE, BROOKLYN, NY

Date Collected: 01/19/22 11:00
Date Received: 01/19/22
Field Prep: Not Specified

Sample Depth:
Matrix: Water
Analytical Method: 1,8081B
Analytical Date: 01/21/22 14:08
Analyst: EJL

Extraction Method: EPA 3510C
Extraction Date: 01/20/22 08:14

Parameter	Result	Qualifier	Units	RL	MDL	Dilution Factor	Column
Organochlorine Pesticides by GC - Westborough Lab							
Delta-BHC	ND		ug/l	0.014	0.003	1	A
Lindane	ND		ug/l	0.014	0.003	1	A
Alpha-BHC	ND		ug/l	0.014	0.003	1	A
Beta-BHC	ND		ug/l	0.014	0.004	1	A
Heptachlor	ND		ug/l	0.014	0.002	1	A
Aldrin	ND		ug/l	0.014	0.002	1	A
Heptachlor epoxide	ND		ug/l	0.014	0.003	1	A
Endrin	ND		ug/l	0.029	0.003	1	A
Endrin aldehyde	ND		ug/l	0.029	0.006	1	A
Endrin ketone	ND		ug/l	0.029	0.003	1	A
Dieldrin	ND		ug/l	0.029	0.003	1	A
4,4'-DDE	ND		ug/l	0.029	0.003	1	A
4,4'-DDD	ND		ug/l	0.029	0.003	1	A
4,4'-DDT	ND		ug/l	0.029	0.003	1	A
Endosulfan I	ND		ug/l	0.014	0.002	1	A
Endosulfan II	ND		ug/l	0.029	0.004	1	A
Endosulfan sulfate	ND		ug/l	0.029	0.003	1	A
Methoxychlor	ND		ug/l	0.143	0.005	1	A
Toxaphene	ND		ug/l	0.143	0.045	1	A
cis-Chlordane	ND		ug/l	0.014	0.005	1	A
trans-Chlordane	ND		ug/l	0.014	0.004	1	A
Chlordane	ND		ug/l	0.143	0.033	1	A

Project Name: PHASE II 169 THIRD AVE **Lab Number:** L2202938

Project Number: 0204090 **Report Date:** 01/26/22

SAMPLE RESULTS

Lab ID:	L2202938-03	Date Collected:	01/19/22 11:00
Client ID:	TW-3	Date Received:	01/19/22
Sample Location:	169 3RD AVENUE, BROOKLYN, NY	Field Prep:	Not Specified

Sample Depth:

Parameter	Result	Qualifier	Units	RL	MDL	Dilution Factor	Column
Organochlorine Pesticides by GC - Westborough Lab							

Surrogate	% Recovery	Qualifier	Acceptance Criteria	Column
2,4,5,6-Tetrachloro-m-xylene	84		30-150	A
Decachlorobiphenyl	71		30-150	A
2,4,5,6-Tetrachloro-m-xylene	77		30-150	B
Decachlorobiphenyl	51		30-150	B

Project Name: PHASE II 169 THIRD AVE
Project Number: 0204090
Lab Number: L2202938
Report Date: 01/26/22

SAMPLE RESULTS

Lab ID: L2202938-04
Client ID: MW-1
Sample Location: 169 3RD AVENUE, BROOKLYN, NY

Date Collected: 01/19/22 13:30
Date Received: 01/19/22
Field Prep: Not Specified

Sample Depth:
Matrix: Water
Analytical Method: 1,8081B
Analytical Date: 01/21/22 14:29
Analyst: EJL

Extraction Method: EPA 3510C
Extraction Date: 01/20/22 08:14

Parameter	Result	Qualifier	Units	RL	MDL	Dilution Factor	Column
Organochlorine Pesticides by GC - Westborough Lab							
Delta-BHC	ND		ug/l	0.014	0.003	1	A
Lindane	ND		ug/l	0.014	0.003	1	A
Alpha-BHC	ND		ug/l	0.014	0.003	1	A
Beta-BHC	ND		ug/l	0.014	0.004	1	A
Heptachlor	ND		ug/l	0.014	0.002	1	A
Aldrin	ND		ug/l	0.014	0.002	1	A
Heptachlor epoxide	ND		ug/l	0.014	0.003	1	A
Endrin	ND		ug/l	0.029	0.003	1	A
Endrin aldehyde	ND		ug/l	0.029	0.006	1	A
Endrin ketone	ND		ug/l	0.029	0.003	1	A
Dieldrin	ND		ug/l	0.029	0.003	1	A
4,4'-DDE	ND		ug/l	0.029	0.003	1	A
4,4'-DDD	ND		ug/l	0.029	0.003	1	A
4,4'-DDT	ND		ug/l	0.029	0.003	1	A
Endosulfan I	ND		ug/l	0.014	0.002	1	A
Endosulfan II	ND		ug/l	0.029	0.004	1	A
Endosulfan sulfate	ND		ug/l	0.029	0.003	1	A
Methoxychlor	ND		ug/l	0.143	0.005	1	A
Toxaphene	ND		ug/l	0.143	0.045	1	A
cis-Chlordane	ND		ug/l	0.014	0.005	1	A
trans-Chlordane	ND		ug/l	0.014	0.004	1	A
Chlordane	ND		ug/l	0.143	0.033	1	A

Project Name: PHASE II 169 THIRD AVE **Lab Number:** L2202938

Project Number: 0204090 **Report Date:** 01/26/22

SAMPLE RESULTS

Lab ID: L2202938-04 Date Collected: 01/19/22 13:30

Client ID: MW-1 Date Received: 01/19/22

Sample Location: 169 3RD AVENUE, BROOKLYN, NY Field Prep: Not Specified

Sample Depth:

Parameter	Result	Qualifier	Units	RL	MDL	Dilution Factor	Column
Organochlorine Pesticides by GC - Westborough Lab							

Surrogate	% Recovery	Qualifier	Acceptance Criteria	Column
2,4,5,6-Tetrachloro-m-xylene	87		30-150	A
Decachlorobiphenyl	87		30-150	A
2,4,5,6-Tetrachloro-m-xylene	71		30-150	B
Decachlorobiphenyl	54		30-150	B

Project Name: PHASE II 169 THIRD AVE
Project Number: 0204090

Lab Number: L2202938
Report Date: 01/26/22

Method Blank Analysis
Batch Quality Control

Analytical Method: 1,8081B
Analytical Date: 01/21/22 12:14
Analyst: EJL

Extraction Method: EPA 3510C
Extraction Date: 01/20/22 07:15

Parameter	Result	Qualifier	Units	RL	MDL	Column
Organochlorine Pesticides by GC - Westborough Lab for sample(s): 01-04 Batch: WG1596165-1						
Delta-BHC	ND		ug/l	0.014	0.003	A
Lindane	ND		ug/l	0.014	0.003	A
Alpha-BHC	ND		ug/l	0.014	0.003	A
Beta-BHC	ND		ug/l	0.014	0.004	A
Heptachlor	ND		ug/l	0.014	0.002	A
Aldrin	ND		ug/l	0.014	0.002	A
Heptachlor epoxide	ND		ug/l	0.014	0.003	A
Endrin	ND		ug/l	0.029	0.003	A
Endrin aldehyde	ND		ug/l	0.029	0.006	A
Endrin ketone	ND		ug/l	0.029	0.003	A
Dieldrin	ND		ug/l	0.029	0.003	A
4,4'-DDE	ND		ug/l	0.029	0.003	A
4,4'-DDD	ND		ug/l	0.029	0.003	A
4,4'-DDT	ND		ug/l	0.029	0.003	A
Endosulfan I	ND		ug/l	0.014	0.002	A
Endosulfan II	ND		ug/l	0.029	0.004	A
Endosulfan sulfate	ND		ug/l	0.029	0.003	A
Methoxychlor	ND		ug/l	0.143	0.005	A
Toxaphene	ND		ug/l	0.143	0.045	A
cis-Chlordane	ND		ug/l	0.014	0.005	A
trans-Chlordane	ND		ug/l	0.014	0.004	A
Chlordane	ND		ug/l	0.143	0.033	A

Project Name: PHASE II 169 THIRD AVE
Project Number: 0204090

Lab Number: L2202938
Report Date: 01/26/22

Method Blank Analysis
Batch Quality Control

Analytical Method: 1,8081B
Analytical Date: 01/21/22 12:14
Analyst: EJL

Extraction Method: EPA 3510C
Extraction Date: 01/20/22 07:15

Parameter	Result	Qualifier	Units	RL	MDL	Column
Organochlorine Pesticides by GC - Westborough Lab for sample(s): 01-04 Batch: WG1596165-1						

Surrogate	%Recovery	Qualifier	Acceptance Criteria	Column
2,4,5,6-Tetrachloro-m-xylene	92		30-150	A
Decachlorobiphenyl	102		30-150	A
2,4,5,6-Tetrachloro-m-xylene	86		30-150	B
Decachlorobiphenyl	76		30-150	B

Lab Control Sample Analysis
Batch Quality Control

Project Name: PHASE II 169 THIRD AVE
Project Number: 0204090

Lab Number: L2202938
Report Date: 01/26/22

Parameter	LCS %Recovery	Qual	LCSD %Recovery	Qual	%Recovery Limits	RPD	Qual	RPD Limits	Column
Organochlorine Pesticides by GC - Westborough Lab Associated sample(s): 01-04 Batch: WG1596165-2 WG1596165-3									
Delta-BHC	90		92		30-150	2		20	A
Lindane	101		99		30-150	2		20	A
Alpha-BHC	99		100		30-150	1		20	A
Beta-BHC	96		100		30-150	5		20	A
Heptachlor	111		115		30-150	4		20	A
Aldrin	109		112		30-150	3		20	A
Heptachlor epoxide	104		106		30-150	2		20	A
Endrin	104		112		30-150	7		20	A
Endrin aldehyde	85		96		30-150	12		20	A
Endrin ketone	110		113		30-150	3		20	A
Dieldrin	114		118		30-150	3		20	A
4,4'-DDE	111		115		30-150	4		20	A
4,4'-DDD	125		129		30-150	3		20	A
4,4'-DDT	120		127		30-150	6		20	A
Endosulfan I	104		109		30-150	5		20	A
Endosulfan II	109		114		30-150	4		20	A
Endosulfan sulfate	108		113		30-150	5		20	A
Methoxychlor	125		127		30-150	2		20	A
cis-Chlordane	99		101		30-150	2		20	A
trans-Chlordane	101		104		30-150	3		20	A

Lab Control Sample Analysis

Batch Quality Control

Project Name: PHASE II 169 THIRD AVE

Project Number: 0204090

Lab Number: L2202938

Report Date: 01/26/22

Parameter	LCS %Recovery	Qual	LCSD %Recovery	Qual	%Recovery Limits	RPD	Qual	RPD Limits
Organochlorine Pesticides by GC - Westborough Lab Associated sample(s): 01-04 Batch: WG1596165-2 WG1596165-3								

Surrogate	LCS %Recovery	Qual	LCSD %Recovery	Qual	Acceptance Criteria	Column
2,4,5,6-Tetrachloro-m-xylene	85		86		30-150	A
Decachlorobiphenyl	92		87		30-150	A
2,4,5,6-Tetrachloro-m-xylene	80		82		30-150	B
Decachlorobiphenyl	70		68		30-150	B

METALS

Project Name: PHASE II 169 THIRD AVE **Lab Number:** L2202938

Project Number: 0204090 **Report Date:** 01/26/22

SAMPLE RESULTS

Lab ID: L2202938-01 Date Collected: 01/19/22 10:00

Client ID: TW-1 Date Received: 01/19/22

Sample Location: 169 3RD AVENUE, BROOKLYN, NY Field Prep: Not Specified

Sample Depth:

Matrix: Water

Parameter	Result	Qualifier	Units	RL	MDL	Dilution Factor	Date Prepared	Date Analyzed	Prep Method	Analytical Method	Analyst
Total Metals - Mansfield Lab											
Aluminum, Total	9.35		mg/l	0.0100	0.00327	1	01/20/22 08:58	01/20/22 17:07	EPA 3005A	1,6020B	SV
Antimony, Total	ND		mg/l	0.00400	0.00042	1	01/20/22 08:58	01/20/22 17:07	EPA 3005A	1,6020B	SV
Arsenic, Total	0.00955		mg/l	0.00050	0.00016	1	01/20/22 08:58	01/20/22 17:07	EPA 3005A	1,6020B	SV
Barium, Total	0.2527		mg/l	0.00050	0.00017	1	01/20/22 08:58	01/20/22 17:07	EPA 3005A	1,6020B	SV
Beryllium, Total	0.00067		mg/l	0.00050	0.00010	1	01/20/22 08:58	01/20/22 17:07	EPA 3005A	1,6020B	SV
Cadmium, Total	0.00022		mg/l	0.00020	0.00005	1	01/20/22 08:58	01/20/22 17:07	EPA 3005A	1,6020B	SV
Calcium, Total	37.4		mg/l	0.100	0.0394	1	01/20/22 08:58	01/20/22 17:07	EPA 3005A	1,6020B	SV
Chromium, Total	0.02031		mg/l	0.00100	0.00017	1	01/20/22 08:58	01/20/22 17:07	EPA 3005A	1,6020B	SV
Cobalt, Total	0.01137		mg/l	0.00050	0.00016	1	01/20/22 08:58	01/20/22 17:07	EPA 3005A	1,6020B	SV
Copper, Total	0.03998		mg/l	0.00100	0.00038	1	01/20/22 08:58	01/20/22 17:07	EPA 3005A	1,6020B	SV
Iron, Total	18.6		mg/l	0.0500	0.0191	1	01/20/22 08:58	01/20/22 17:07	EPA 3005A	1,6020B	SV
Lead, Total	1.325		mg/l	0.00100	0.00034	1	01/20/22 08:58	01/20/22 17:07	EPA 3005A	1,6020B	SV
Magnesium, Total	6.74		mg/l	0.0700	0.0242	1	01/20/22 08:58	01/20/22 17:07	EPA 3005A	1,6020B	SV
Manganese, Total	0.5964		mg/l	0.00100	0.00044	1	01/20/22 08:58	01/20/22 17:07	EPA 3005A	1,6020B	SV
Mercury, Total	0.00100		mg/l	0.00020	0.00009	1	01/20/22 11:22	01/22/22 14:19	EPA 7470A	1,7470A	NB
Nickel, Total	0.05858		mg/l	0.00200	0.00055	1	01/20/22 08:58	01/20/22 17:07	EPA 3005A	1,6020B	SV
Potassium, Total	10.0		mg/l	0.100	0.0309	1	01/20/22 08:58	01/20/22 17:07	EPA 3005A	1,6020B	SV
Selenium, Total	0.00282	J	mg/l	0.00500	0.00173	1	01/20/22 08:58	01/20/22 17:07	EPA 3005A	1,6020B	SV
Silver, Total	0.00025	J	mg/l	0.00040	0.00016	1	01/20/22 08:58	01/20/22 17:07	EPA 3005A	1,6020B	SV
Sodium, Total	150.		mg/l	0.100	0.0293	1	01/20/22 08:58	01/20/22 17:07	EPA 3005A	1,6020B	SV
Thallium, Total	ND		mg/l	0.00100	0.00014	1	01/20/22 08:58	01/20/22 17:07	EPA 3005A	1,6020B	SV
Vanadium, Total	0.02544		mg/l	0.00500	0.00157	1	01/20/22 08:58	01/20/22 17:07	EPA 3005A	1,6020B	SV
Zinc, Total	0.1098		mg/l	0.01000	0.00341	1	01/20/22 08:58	01/20/22 17:07	EPA 3005A	1,6020B	SV
Dissolved Metals - Mansfield Lab											
Aluminum, Dissolved	0.00958	J	mg/l	0.0100	0.00327	1	01/21/22 10:31	01/21/22 17:51	EPA 3005A	1,6020B	CD
Antimony, Dissolved	0.00066	J	mg/l	0.00400	0.00042	1	01/21/22 10:31	01/21/22 17:51	EPA 3005A	1,6020B	CD
Arsenic, Dissolved	0.00311		mg/l	0.00050	0.00016	1	01/21/22 10:31	01/21/22 17:51	EPA 3005A	1,6020B	CD
Barium, Dissolved	0.03418		mg/l	0.00050	0.00017	1	01/21/22 10:31	01/21/22 17:51	EPA 3005A	1,6020B	CD
Beryllium, Dissolved	ND		mg/l	0.00050	0.00010	1	01/21/22 10:31	01/21/22 17:51	EPA 3005A	1,6020B	CD

Project Name: PHASE II 169 THIRD AVE **Lab Number:** L2202938

Project Number: 0204090 **Report Date:** 01/26/22

SAMPLE RESULTS

Lab ID: L2202938-01 Date Collected: 01/19/22 10:00

Client ID: TW-1 Date Received: 01/19/22

Sample Location: 169 3RD AVENUE, BROOKLYN, NY Field Prep: Not Specified

Sample Depth:

Matrix: Water

Parameter	Result	Qualifier	Units	RL	MDL	Dilution Factor	Date Prepared	Date Analyzed	Prep Method	Analytical Method	Analyst
Cadmium, Dissolved	ND		mg/l	0.00020	0.00005	1	01/21/22 10:31	01/21/22 17:51	EPA 3005A	1,6020B	CD
Calcium, Dissolved	24.2		mg/l	0.100	0.0394	1	01/21/22 10:31	01/21/22 17:51	EPA 3005A	1,6020B	CD
Chromium, Dissolved	0.00042	J	mg/l	0.00100	0.00017	1	01/21/22 10:31	01/21/22 17:51	EPA 3005A	1,6020B	CD
Cobalt, Dissolved	0.00145		mg/l	0.00050	0.00016	1	01/21/22 10:31	01/21/22 17:51	EPA 3005A	1,6020B	CD
Copper, Dissolved	0.00053	J	mg/l	0.00100	0.00038	1	01/21/22 10:31	01/21/22 17:51	EPA 3005A	1,6020B	CD
Iron, Dissolved	0.0948		mg/l	0.0500	0.0191	1	01/21/22 10:31	01/21/22 17:51	EPA 3005A	1,6020B	CD
Lead, Dissolved	0.00613		mg/l	0.00100	0.00034	1	01/21/22 10:31	01/21/22 17:51	EPA 3005A	1,6020B	CD
Magnesium, Dissolved	3.20		mg/l	0.0700	0.0242	1	01/21/22 10:31	01/21/22 17:51	EPA 3005A	1,6020B	CD
Manganese, Dissolved	0.2560		mg/l	0.00100	0.00044	1	01/21/22 10:31	01/21/22 17:51	EPA 3005A	1,6020B	CD
Mercury, Dissolved	ND		mg/l	0.00020	0.00009	1	01/21/22 11:58	01/21/22 17:29	EPA 7470A	1,7470A	ZK
Nickel, Dissolved	0.00495		mg/l	0.00200	0.00055	1	01/21/22 10:31	01/21/22 17:51	EPA 3005A	1,6020B	CD
Potassium, Dissolved	8.08		mg/l	0.100	0.0309	1	01/21/22 10:31	01/21/22 17:51	EPA 3005A	1,6020B	CD
Selenium, Dissolved	ND		mg/l	0.00500	0.00173	1	01/21/22 10:31	01/21/22 17:51	EPA 3005A	1,6020B	CD
Silver, Dissolved	ND		mg/l	0.00040	0.00016	1	01/21/22 10:31	01/21/22 17:51	EPA 3005A	1,6020B	CD
Sodium, Dissolved	175.		mg/l	0.100	0.0293	1	01/21/22 10:31	01/21/22 17:51	EPA 3005A	1,6020B	CD
Thallium, Dissolved	0.00040	J	mg/l	0.00100	0.00014	1	01/21/22 10:31	01/21/22 17:51	EPA 3005A	1,6020B	CD
Vanadium, Dissolved	ND		mg/l	0.00500	0.00157	1	01/21/22 10:31	01/21/22 17:51	EPA 3005A	1,6020B	CD
Zinc, Dissolved	ND		mg/l	0.01000	0.00341	1	01/21/22 10:31	01/21/22 17:51	EPA 3005A	1,6020B	CD

Project Name: PHASE II 169 THIRD AVE **Lab Number:** L2202938

Project Number: 0204090 **Report Date:** 01/26/22

SAMPLE RESULTS

Lab ID: L2202938-02 Date Collected: 01/19/22 09:45

Client ID: TW-2 Date Received: 01/19/22

Sample Location: 169 3RD AVENUE, BROOKLYN, NY Field Prep: Not Specified

Sample Depth:

Matrix: Water

Parameter	Result	Qualifier	Units	RL	MDL	Dilution Factor	Date Prepared	Date Analyzed	Prep Method	Analytical Method	Analyst
Total Metals - Mansfield Lab											
Aluminum, Total	10.4		mg/l	0.0100	0.00327	1	01/20/22 08:58	01/20/22 17:11	EPA 3005A	1,6020B	SV
Antimony, Total	ND		mg/l	0.00400	0.00042	1	01/20/22 08:58	01/20/22 17:11	EPA 3005A	1,6020B	SV
Arsenic, Total	0.01083		mg/l	0.00050	0.00016	1	01/20/22 08:58	01/20/22 17:11	EPA 3005A	1,6020B	SV
Barium, Total	0.1867		mg/l	0.00050	0.00017	1	01/20/22 08:58	01/20/22 17:11	EPA 3005A	1,6020B	SV
Beryllium, Total	0.00072		mg/l	0.00050	0.00010	1	01/20/22 08:58	01/20/22 17:11	EPA 3005A	1,6020B	SV
Cadmium, Total	0.00012	J	mg/l	0.00020	0.00005	1	01/20/22 08:58	01/20/22 17:11	EPA 3005A	1,6020B	SV
Calcium, Total	99.0		mg/l	0.100	0.0394	1	01/20/22 08:58	01/20/22 17:11	EPA 3005A	1,6020B	SV
Chromium, Total	0.01911		mg/l	0.00100	0.00017	1	01/20/22 08:58	01/20/22 17:11	EPA 3005A	1,6020B	SV
Cobalt, Total	0.00820		mg/l	0.00050	0.00016	1	01/20/22 08:58	01/20/22 17:11	EPA 3005A	1,6020B	SV
Copper, Total	0.02972		mg/l	0.00100	0.00038	1	01/20/22 08:58	01/20/22 17:11	EPA 3005A	1,6020B	SV
Iron, Total	22.7		mg/l	0.0500	0.0191	1	01/20/22 08:58	01/20/22 17:11	EPA 3005A	1,6020B	SV
Lead, Total	0.2117		mg/l	0.00100	0.00034	1	01/20/22 08:58	01/20/22 17:11	EPA 3005A	1,6020B	SV
Magnesium, Total	8.62		mg/l	0.0700	0.0242	1	01/20/22 08:58	01/20/22 17:11	EPA 3005A	1,6020B	SV
Manganese, Total	1.002		mg/l	0.00100	0.00044	1	01/20/22 08:58	01/20/22 17:11	EPA 3005A	1,6020B	SV
Mercury, Total	0.00045		mg/l	0.00020	0.00009	1	01/20/22 11:22	01/22/22 14:23	EPA 7470A	1,7470A	NB
Nickel, Total	0.02880		mg/l	0.00200	0.00055	1	01/20/22 08:58	01/20/22 17:11	EPA 3005A	1,6020B	SV
Potassium, Total	12.2		mg/l	0.100	0.0309	1	01/20/22 08:58	01/20/22 17:11	EPA 3005A	1,6020B	SV
Selenium, Total	0.00206	J	mg/l	0.00500	0.00173	1	01/20/22 08:58	01/20/22 17:11	EPA 3005A	1,6020B	SV
Silver, Total	ND		mg/l	0.00040	0.00016	1	01/20/22 08:58	01/20/22 17:11	EPA 3005A	1,6020B	SV
Sodium, Total	112.		mg/l	0.100	0.0293	1	01/20/22 08:58	01/20/22 17:11	EPA 3005A	1,6020B	SV
Thallium, Total	ND		mg/l	0.00100	0.00014	1	01/20/22 08:58	01/20/22 17:11	EPA 3005A	1,6020B	SV
Vanadium, Total	0.02809		mg/l	0.00500	0.00157	1	01/20/22 08:58	01/20/22 17:11	EPA 3005A	1,6020B	SV
Zinc, Total	0.06304		mg/l	0.01000	0.00341	1	01/20/22 08:58	01/20/22 17:11	EPA 3005A	1,6020B	SV
Dissolved Metals - Mansfield Lab											
Aluminum, Dissolved	0.0216		mg/l	0.0100	0.00327	1	01/21/22 10:31	01/21/22 17:56	EPA 3005A	1,6020B	CD
Antimony, Dissolved	0.00101	J	mg/l	0.00400	0.00042	1	01/21/22 10:31	01/21/22 17:56	EPA 3005A	1,6020B	CD
Arsenic, Dissolved	0.00201		mg/l	0.00050	0.00016	1	01/21/22 10:31	01/21/22 17:56	EPA 3005A	1,6020B	CD
Barium, Dissolved	0.1082		mg/l	0.00050	0.00017	1	01/21/22 10:31	01/21/22 17:56	EPA 3005A	1,6020B	CD
Beryllium, Dissolved	ND		mg/l	0.00050	0.00010	1	01/21/22 10:31	01/21/22 17:56	EPA 3005A	1,6020B	CD

Project Name: PHASE II 169 THIRD AVE **Lab Number:** L2202938

Project Number: 0204090 **Report Date:** 01/26/22

SAMPLE RESULTS

Lab ID: L2202938-02 Date Collected: 01/19/22 09:45

Client ID: TW-2 Date Received: 01/19/22

Sample Location: 169 3RD AVENUE, BROOKLYN, NY Field Prep: Not Specified

Sample Depth:

Matrix: Water

Parameter	Result	Qualifier	Units	RL	MDL	Dilution Factor	Date Prepared	Date Analyzed	Prep Method	Analytical Method	Analyst
Cadmium, Dissolved	ND		mg/l	0.00020	0.00005	1	01/21/22 10:31	01/21/22 17:56	EPA 3005A	1,6020B	CD
Calcium, Dissolved	111.		mg/l	0.100	0.0394	1	01/21/22 10:31	01/21/22 17:56	EPA 3005A	1,6020B	CD
Chromium, Dissolved	0.00023	J	mg/l	0.00100	0.00017	1	01/21/22 10:31	01/21/22 17:56	EPA 3005A	1,6020B	CD
Cobalt, Dissolved	0.00052		mg/l	0.00050	0.00016	1	01/21/22 10:31	01/21/22 17:56	EPA 3005A	1,6020B	CD
Copper, Dissolved	ND		mg/l	0.00100	0.00038	1	01/21/22 10:31	01/21/22 17:56	EPA 3005A	1,6020B	CD
Iron, Dissolved	0.0464	J	mg/l	0.0500	0.0191	1	01/21/22 10:31	01/21/22 17:56	EPA 3005A	1,6020B	CD
Lead, Dissolved	0.00062	J	mg/l	0.00100	0.00034	1	01/21/22 10:31	01/21/22 17:56	EPA 3005A	1,6020B	CD
Magnesium, Dissolved	7.15		mg/l	0.0700	0.0242	1	01/21/22 10:31	01/21/22 17:56	EPA 3005A	1,6020B	CD
Manganese, Dissolved	0.7864		mg/l	0.00100	0.00044	1	01/21/22 10:31	01/21/22 17:56	EPA 3005A	1,6020B	CD
Mercury, Dissolved	ND		mg/l	0.00020	0.00009	1	01/21/22 11:58	01/21/22 17:32	EPA 7470A	1,7470A	ZK
Nickel, Dissolved	0.00518		mg/l	0.00200	0.00055	1	01/21/22 10:31	01/21/22 17:56	EPA 3005A	1,6020B	CD
Potassium, Dissolved	12.5		mg/l	0.100	0.0309	1	01/21/22 10:31	01/21/22 17:56	EPA 3005A	1,6020B	CD
Selenium, Dissolved	ND		mg/l	0.00500	0.00173	1	01/21/22 10:31	01/21/22 17:56	EPA 3005A	1,6020B	CD
Silver, Dissolved	ND		mg/l	0.00040	0.00016	1	01/21/22 10:31	01/21/22 17:56	EPA 3005A	1,6020B	CD
Sodium, Dissolved	146.		mg/l	0.100	0.0293	1	01/21/22 10:31	01/21/22 17:56	EPA 3005A	1,6020B	CD
Thallium, Dissolved	0.00024	J	mg/l	0.00100	0.00014	1	01/21/22 10:31	01/21/22 17:56	EPA 3005A	1,6020B	CD
Vanadium, Dissolved	ND		mg/l	0.00500	0.00157	1	01/21/22 10:31	01/21/22 17:56	EPA 3005A	1,6020B	CD
Zinc, Dissolved	ND		mg/l	0.01000	0.00341	1	01/21/22 10:31	01/21/22 17:56	EPA 3005A	1,6020B	CD

Project Name: PHASE II 169 THIRD AVE **Lab Number:** L2202938

Project Number: 0204090 **Report Date:** 01/26/22

SAMPLE RESULTS

Lab ID: L2202938-03 Date Collected: 01/19/22 11:00

Client ID: TW-3 Date Received: 01/19/22

Sample Location: 169 3RD AVENUE, BROOKLYN, NY Field Prep: Not Specified

Sample Depth:

Matrix: Water

Parameter	Result	Qualifier	Units	RL	MDL	Dilution Factor	Date Prepared	Date Analyzed	Prep Method	Analytical Method	Analyst
Total Metals - Mansfield Lab											
Aluminum, Total	1.45		mg/l	0.0100	0.00327	1	01/20/22 08:58	01/20/22 17:16	EPA 3005A	1,6020B	SV
Antimony, Total	ND		mg/l	0.00400	0.00042	1	01/20/22 08:58	01/20/22 17:16	EPA 3005A	1,6020B	SV
Arsenic, Total	0.02710		mg/l	0.00050	0.00016	1	01/20/22 08:58	01/20/22 17:16	EPA 3005A	1,6020B	SV
Barium, Total	0.1301		mg/l	0.00050	0.00017	1	01/20/22 08:58	01/20/22 17:16	EPA 3005A	1,6020B	SV
Beryllium, Total	0.00010	J	mg/l	0.00050	0.00010	1	01/20/22 08:58	01/20/22 17:16	EPA 3005A	1,6020B	SV
Cadmium, Total	ND		mg/l	0.00020	0.00005	1	01/20/22 08:58	01/20/22 17:16	EPA 3005A	1,6020B	SV
Calcium, Total	66.1		mg/l	0.100	0.0394	1	01/20/22 08:58	01/20/22 17:16	EPA 3005A	1,6020B	SV
Chromium, Total	0.00356		mg/l	0.00100	0.00017	1	01/20/22 08:58	01/20/22 17:16	EPA 3005A	1,6020B	SV
Cobalt, Total	0.00127		mg/l	0.00050	0.00016	1	01/20/22 08:58	01/20/22 17:16	EPA 3005A	1,6020B	SV
Copper, Total	0.01004		mg/l	0.00100	0.00038	1	01/20/22 08:58	01/20/22 17:16	EPA 3005A	1,6020B	SV
Iron, Total	2.85		mg/l	0.0500	0.0191	1	01/20/22 08:58	01/20/22 17:16	EPA 3005A	1,6020B	SV
Lead, Total	0.07792		mg/l	0.00100	0.00034	1	01/20/22 08:58	01/20/22 17:16	EPA 3005A	1,6020B	SV
Magnesium, Total	4.50		mg/l	0.0700	0.0242	1	01/20/22 08:58	01/20/22 17:16	EPA 3005A	1,6020B	SV
Manganese, Total	0.3740		mg/l	0.00100	0.00044	1	01/20/22 08:58	01/20/22 17:16	EPA 3005A	1,6020B	SV
Mercury, Total	0.00038		mg/l	0.00020	0.00009	1	01/20/22 11:22	01/22/22 14:36	EPA 7470A	1,7470A	NB
Nickel, Total	0.00515		mg/l	0.00200	0.00055	1	01/20/22 08:58	01/20/22 17:16	EPA 3005A	1,6020B	SV
Potassium, Total	3.66		mg/l	0.100	0.0309	1	01/20/22 08:58	01/20/22 17:16	EPA 3005A	1,6020B	SV
Selenium, Total	ND		mg/l	0.00500	0.00173	1	01/20/22 08:58	01/20/22 17:16	EPA 3005A	1,6020B	SV
Silver, Total	ND		mg/l	0.00040	0.00016	1	01/20/22 08:58	01/20/22 17:16	EPA 3005A	1,6020B	SV
Sodium, Total	20.5		mg/l	0.100	0.0293	1	01/20/22 08:58	01/20/22 17:16	EPA 3005A	1,6020B	SV
Thallium, Total	ND		mg/l	0.00100	0.00014	1	01/20/22 08:58	01/20/22 17:16	EPA 3005A	1,6020B	SV
Vanadium, Total	0.00701		mg/l	0.00500	0.00157	1	01/20/22 08:58	01/20/22 17:16	EPA 3005A	1,6020B	SV
Zinc, Total	0.04015		mg/l	0.01000	0.00341	1	01/20/22 08:58	01/20/22 17:16	EPA 3005A	1,6020B	SV
Dissolved Metals - Mansfield Lab											
Aluminum, Dissolved	0.0104		mg/l	0.0100	0.00327	1	01/21/22 10:31	01/21/22 18:01	EPA 3005A	1,6020B	CD
Antimony, Dissolved	0.00120	J	mg/l	0.00400	0.00042	1	01/21/22 10:31	01/21/22 18:01	EPA 3005A	1,6020B	CD
Arsenic, Dissolved	0.01847		mg/l	0.00050	0.00016	1	01/21/22 10:31	01/21/22 18:01	EPA 3005A	1,6020B	CD
Barium, Dissolved	0.05432		mg/l	0.00050	0.00017	1	01/21/22 10:31	01/21/22 18:01	EPA 3005A	1,6020B	CD
Beryllium, Dissolved	ND		mg/l	0.00050	0.00010	1	01/21/22 10:31	01/21/22 18:01	EPA 3005A	1,6020B	CD

Project Name: PHASE II 169 THIRD AVE **Lab Number:** L2202938

Project Number: 0204090 **Report Date:** 01/26/22

SAMPLE RESULTS

Lab ID: L2202938-03 Date Collected: 01/19/22 11:00

Client ID: TW-3 Date Received: 01/19/22

Sample Location: 169 3RD AVENUE, BROOKLYN, NY Field Prep: Not Specified

Sample Depth:

Matrix: Water

Parameter	Result	Qualifier	Units	RL	MDL	Dilution Factor	Date Prepared	Date Analyzed	Prep Method	Analytical Method	Analyst
Cadmium, Dissolved	ND		mg/l	0.00020	0.00005	1	01/21/22 10:31	01/21/22 18:01	EPA 3005A	1,6020B	CD
Calcium, Dissolved	63.8		mg/l	0.100	0.0394	1	01/21/22 10:31	01/21/22 18:01	EPA 3005A	1,6020B	CD
Chromium, Dissolved	0.00021	J	mg/l	0.00100	0.00017	1	01/21/22 10:31	01/21/22 18:01	EPA 3005A	1,6020B	CD
Cobalt, Dissolved	0.00077		mg/l	0.00050	0.00016	1	01/21/22 10:31	01/21/22 18:01	EPA 3005A	1,6020B	CD
Copper, Dissolved	0.00079	J	mg/l	0.00100	0.00038	1	01/21/22 10:31	01/21/22 18:01	EPA 3005A	1,6020B	CD
Iron, Dissolved	0.106		mg/l	0.0500	0.0191	1	01/21/22 10:31	01/21/22 18:01	EPA 3005A	1,6020B	CD
Lead, Dissolved	0.00093	J	mg/l	0.00100	0.00034	1	01/21/22 10:31	01/21/22 18:01	EPA 3005A	1,6020B	CD
Magnesium, Dissolved	4.95		mg/l	0.0700	0.0242	1	01/21/22 10:31	01/21/22 18:01	EPA 3005A	1,6020B	CD
Manganese, Dissolved	0.3538		mg/l	0.00100	0.00044	1	01/21/22 10:31	01/21/22 18:01	EPA 3005A	1,6020B	CD
Mercury, Dissolved	ND		mg/l	0.00020	0.00009	1	01/21/22 11:58	01/21/22 17:36	EPA 7470A	1,7470A	ZK
Nickel, Dissolved	0.00300		mg/l	0.00200	0.00055	1	01/21/22 10:31	01/21/22 18:01	EPA 3005A	1,6020B	CD
Potassium, Dissolved	4.20		mg/l	0.100	0.0309	1	01/21/22 10:31	01/21/22 18:01	EPA 3005A	1,6020B	CD
Selenium, Dissolved	ND		mg/l	0.00500	0.00173	1	01/21/22 10:31	01/21/22 18:01	EPA 3005A	1,6020B	CD
Silver, Dissolved	ND		mg/l	0.00040	0.00016	1	01/21/22 10:31	01/21/22 18:01	EPA 3005A	1,6020B	CD
Sodium, Dissolved	26.0		mg/l	0.100	0.0293	1	01/21/22 10:31	01/21/22 18:01	EPA 3005A	1,6020B	CD
Thallium, Dissolved	0.00016	J	mg/l	0.00100	0.00014	1	01/21/22 10:31	01/21/22 18:01	EPA 3005A	1,6020B	CD
Vanadium, Dissolved	0.00178	J	mg/l	0.00500	0.00157	1	01/21/22 10:31	01/21/22 18:01	EPA 3005A	1,6020B	CD
Zinc, Dissolved	0.00567	J	mg/l	0.01000	0.00341	1	01/21/22 10:31	01/21/22 18:01	EPA 3005A	1,6020B	CD

Project Name: PHASE II 169 THIRD AVE **Lab Number:** L2202938

Project Number: 0204090 **Report Date:** 01/26/22

SAMPLE RESULTS

Lab ID: L2202938-04 Date Collected: 01/19/22 13:30

Client ID: MW-1 Date Received: 01/19/22

Sample Location: 169 3RD AVENUE, BROOKLYN, NY Field Prep: Not Specified

Sample Depth:

Matrix: Water

Parameter	Result	Qualifier	Units	RL	MDL	Dilution Factor	Date Prepared	Date Analyzed	Prep Method	Analytical Method	Analyst
Total Metals - Mansfield Lab											
Aluminum, Total	0.106		mg/l	0.0100	0.00327	1	01/20/22 08:58	01/20/22 17:21	EPA 3005A	1,6020B	SV
Antimony, Total	ND		mg/l	0.00400	0.00042	1	01/20/22 08:58	01/20/22 17:21	EPA 3005A	1,6020B	SV
Arsenic, Total	0.00175		mg/l	0.00050	0.00016	1	01/20/22 08:58	01/20/22 17:21	EPA 3005A	1,6020B	SV
Barium, Total	0.1540		mg/l	0.00050	0.00017	1	01/20/22 08:58	01/20/22 17:21	EPA 3005A	1,6020B	SV
Beryllium, Total	ND		mg/l	0.00050	0.00010	1	01/20/22 08:58	01/20/22 17:21	EPA 3005A	1,6020B	SV
Cadmium, Total	ND		mg/l	0.00020	0.00005	1	01/20/22 08:58	01/20/22 17:21	EPA 3005A	1,6020B	SV
Calcium, Total	68.9		mg/l	0.100	0.0394	1	01/20/22 08:58	01/20/22 17:21	EPA 3005A	1,6020B	SV
Chromium, Total	0.00040	J	mg/l	0.00100	0.00017	1	01/20/22 08:58	01/20/22 17:21	EPA 3005A	1,6020B	SV
Cobalt, Total	0.00034	J	mg/l	0.00050	0.00016	1	01/20/22 08:58	01/20/22 17:21	EPA 3005A	1,6020B	SV
Copper, Total	0.00784		mg/l	0.00100	0.00038	1	01/20/22 08:58	01/20/22 17:21	EPA 3005A	1,6020B	SV
Iron, Total	3.14		mg/l	0.0500	0.0191	1	01/20/22 08:58	01/20/22 17:21	EPA 3005A	1,6020B	SV
Lead, Total	0.00379		mg/l	0.00100	0.00034	1	01/20/22 08:58	01/20/22 17:21	EPA 3005A	1,6020B	SV
Magnesium, Total	6.89		mg/l	0.0700	0.0242	1	01/20/22 08:58	01/20/22 17:21	EPA 3005A	1,6020B	SV
Manganese, Total	0.2171		mg/l	0.00100	0.00044	1	01/20/22 08:58	01/20/22 17:21	EPA 3005A	1,6020B	SV
Mercury, Total	ND		mg/l	0.00020	0.00009	1	01/20/22 11:22	01/22/22 14:39	EPA 7470A	1,7470A	NB
Nickel, Total	0.00265		mg/l	0.00200	0.00055	1	01/20/22 08:58	01/20/22 17:21	EPA 3005A	1,6020B	SV
Potassium, Total	12.9		mg/l	0.100	0.0309	1	01/20/22 08:58	01/20/22 17:21	EPA 3005A	1,6020B	SV
Selenium, Total	ND		mg/l	0.00500	0.00173	1	01/20/22 08:58	01/20/22 17:21	EPA 3005A	1,6020B	SV
Silver, Total	ND		mg/l	0.00040	0.00016	1	01/20/22 08:58	01/20/22 17:21	EPA 3005A	1,6020B	SV
Sodium, Total	279.		mg/l	0.100	0.0293	1	01/20/22 08:58	01/20/22 17:21	EPA 3005A	1,6020B	SV
Thallium, Total	ND		mg/l	0.00100	0.00014	1	01/20/22 08:58	01/20/22 17:21	EPA 3005A	1,6020B	SV
Vanadium, Total	ND		mg/l	0.00500	0.00157	1	01/20/22 08:58	01/20/22 17:21	EPA 3005A	1,6020B	SV
Zinc, Total	0.2242		mg/l	0.01000	0.00341	1	01/20/22 08:58	01/20/22 17:21	EPA 3005A	1,6020B	SV
Dissolved Metals - Mansfield Lab											
Aluminum, Dissolved	0.00473	J	mg/l	0.0100	0.00327	1	01/21/22 10:31	01/21/22 18:07	EPA 3005A	1,6020B	CD
Antimony, Dissolved	0.00106	J	mg/l	0.00400	0.00042	1	01/21/22 10:31	01/21/22 18:07	EPA 3005A	1,6020B	CD
Arsenic, Dissolved	0.00068		mg/l	0.00050	0.00016	1	01/21/22 10:31	01/21/22 18:07	EPA 3005A	1,6020B	CD
Barium, Dissolved	0.1509		mg/l	0.00050	0.00017	1	01/21/22 10:31	01/21/22 18:07	EPA 3005A	1,6020B	CD
Beryllium, Dissolved	ND		mg/l	0.00050	0.00010	1	01/21/22 10:31	01/21/22 18:07	EPA 3005A	1,6020B	CD

Project Name: PHASE II 169 THIRD AVE **Lab Number:** L2202938

Project Number: 0204090 **Report Date:** 01/26/22

SAMPLE RESULTS

Lab ID: L2202938-04 Date Collected: 01/19/22 13:30

Client ID: MW-1 Date Received: 01/19/22

Sample Location: 169 3RD AVENUE, BROOKLYN, NY Field Prep: Not Specified

Sample Depth:

Matrix: Water

Parameter	Result	Qualifier	Units	RL	MDL	Dilution Factor	Date Prepared	Date Analyzed	Prep Method	Analytical Method	Analyst
Cadmium, Dissolved	ND		mg/l	0.00020	0.00005	1	01/21/22 10:31	01/21/22 18:07	EPA 3005A	1,6020B	CD
Calcium, Dissolved	67.8		mg/l	0.100	0.0394	1	01/21/22 10:31	01/21/22 18:07	EPA 3005A	1,6020B	CD
Chromium, Dissolved	ND		mg/l	0.00100	0.00017	1	01/21/22 10:31	01/21/22 18:07	EPA 3005A	1,6020B	CD
Cobalt, Dissolved	0.00030	J	mg/l	0.00050	0.00016	1	01/21/22 10:31	01/21/22 18:07	EPA 3005A	1,6020B	CD
Copper, Dissolved	0.00212		mg/l	0.00100	0.00038	1	01/21/22 10:31	01/21/22 18:07	EPA 3005A	1,6020B	CD
Iron, Dissolved	0.567		mg/l	0.0500	0.0191	1	01/21/22 10:31	01/21/22 18:07	EPA 3005A	1,6020B	CD
Lead, Dissolved	ND		mg/l	0.00100	0.00034	1	01/21/22 10:31	01/21/22 18:07	EPA 3005A	1,6020B	CD
Magnesium, Dissolved	7.29		mg/l	0.0700	0.0242	1	01/21/22 10:31	01/21/22 18:07	EPA 3005A	1,6020B	CD
Manganese, Dissolved	0.2381		mg/l	0.00100	0.00044	1	01/21/22 10:31	01/21/22 18:07	EPA 3005A	1,6020B	CD
Mercury, Dissolved	ND		mg/l	0.00020	0.00009	1	01/21/22 11:58	01/21/22 17:39	EPA 7470A	1,7470A	ZK
Nickel, Dissolved	0.00246		mg/l	0.00200	0.00055	1	01/21/22 10:31	01/21/22 18:07	EPA 3005A	1,6020B	CD
Potassium, Dissolved	12.6		mg/l	0.100	0.0309	1	01/21/22 10:31	01/21/22 18:07	EPA 3005A	1,6020B	CD
Selenium, Dissolved	ND		mg/l	0.00500	0.00173	1	01/21/22 10:31	01/21/22 18:07	EPA 3005A	1,6020B	CD
Silver, Dissolved	ND		mg/l	0.00040	0.00016	1	01/21/22 10:31	01/21/22 18:07	EPA 3005A	1,6020B	CD
Sodium, Dissolved	350.		mg/l	0.100	0.0293	1	01/21/22 10:31	01/21/22 18:07	EPA 3005A	1,6020B	CD
Thallium, Dissolved	0.00015	J	mg/l	0.00100	0.00014	1	01/21/22 10:31	01/21/22 18:07	EPA 3005A	1,6020B	CD
Vanadium, Dissolved	ND		mg/l	0.00500	0.00157	1	01/21/22 10:31	01/21/22 18:07	EPA 3005A	1,6020B	CD
Zinc, Dissolved	0.1878		mg/l	0.01000	0.00341	1	01/21/22 10:31	01/21/22 18:07	EPA 3005A	1,6020B	CD

Project Name: PHASE II 169 THIRD AVE **Lab Number:** L2202938

Project Number: 0204090 **Report Date:** 01/26/22

Method Blank Analysis
Batch Quality Control

Parameter	Result	Qualifier	Units	RL	MDL	Dilution Factor	Date Prepared	Date Analyzed	Analytical Method	Analyst
Total Metals - Mansfield Lab for sample(s): 01-04 Batch: WG1595911-1										
Aluminum, Total	ND		mg/l	0.0100	0.00327	1	01/20/22 08:58	01/20/22 14:42	1,6020B	SV
Antimony, Total	ND		mg/l	0.00400	0.00042	1	01/20/22 08:58	01/20/22 14:42	1,6020B	SV
Arsenic, Total	ND		mg/l	0.00050	0.00016	1	01/20/22 08:58	01/20/22 14:42	1,6020B	SV
Barium, Total	ND		mg/l	0.00050	0.00017	1	01/20/22 08:58	01/20/22 14:42	1,6020B	SV
Beryllium, Total	ND		mg/l	0.00050	0.00010	1	01/20/22 08:58	01/20/22 14:42	1,6020B	SV
Cadmium, Total	ND		mg/l	0.00020	0.00005	1	01/20/22 08:58	01/20/22 14:42	1,6020B	SV
Calcium, Total	ND		mg/l	0.100	0.0394	1	01/20/22 08:58	01/20/22 14:42	1,6020B	SV
Chromium, Total	ND		mg/l	0.00100	0.00017	1	01/20/22 08:58	01/20/22 14:42	1,6020B	SV
Cobalt, Total	ND		mg/l	0.00050	0.00016	1	01/20/22 08:58	01/20/22 14:42	1,6020B	SV
Copper, Total	ND		mg/l	0.00100	0.00038	1	01/20/22 08:58	01/20/22 14:42	1,6020B	SV
Iron, Total	ND		mg/l	0.0500	0.0191	1	01/20/22 08:58	01/20/22 14:42	1,6020B	SV
Lead, Total	ND		mg/l	0.00100	0.00034	1	01/20/22 08:58	01/20/22 14:42	1,6020B	SV
Magnesium, Total	ND		mg/l	0.0700	0.0242	1	01/20/22 08:58	01/20/22 14:42	1,6020B	SV
Manganese, Total	ND		mg/l	0.00100	0.00044	1	01/20/22 08:58	01/20/22 14:42	1,6020B	SV
Nickel, Total	ND		mg/l	0.00200	0.00055	1	01/20/22 08:58	01/20/22 14:42	1,6020B	SV
Potassium, Total	ND		mg/l	0.100	0.0309	1	01/20/22 08:58	01/20/22 14:42	1,6020B	SV
Selenium, Total	ND		mg/l	0.00500	0.00173	1	01/20/22 08:58	01/20/22 14:42	1,6020B	SV
Silver, Total	ND		mg/l	0.00040	0.00016	1	01/20/22 08:58	01/20/22 14:42	1,6020B	SV
Sodium, Total	ND		mg/l	0.100	0.0293	1	01/20/22 08:58	01/20/22 14:42	1,6020B	SV
Thallium, Total	ND		mg/l	0.00100	0.00014	1	01/20/22 08:58	01/20/22 14:42	1,6020B	SV
Vanadium, Total	ND		mg/l	0.00500	0.00157	1	01/20/22 08:58	01/20/22 14:42	1,6020B	SV
Zinc, Total	ND		mg/l	0.01000	0.00341	1	01/20/22 08:58	01/20/22 14:42	1,6020B	SV

Prep Information

Digestion Method: EPA 3005A

Parameter	Result	Qualifier	Units	RL	MDL	Dilution Factor	Date Prepared	Date Analyzed	Analytical Method	Analyst
Total Metals - Mansfield Lab for sample(s): 01-04 Batch: WG1595914-1										
Mercury, Total	ND		mg/l	0.00020	0.00009	1	01/20/22 11:22	01/22/22 13:16	1,7470A	NB

Project Name: PHASE II 169 THIRD AVE **Lab Number:** L2202938

Project Number: 0204090 **Report Date:** 01/26/22

Method Blank Analysis
Batch Quality Control

Prep Information

Digestion Method: EPA 7470A

Parameter	Result	Qualifier	Units	RL	MDL	Dilution Factor	Date Prepared	Date Analyzed	Analytical Method	Analyst
Dissolved Metals - Mansfield Lab for sample(s): 01-04 Batch: WG1596396-1										
Aluminum, Dissolved	ND		mg/l	0.0100	0.00327	1	01/21/22 10:31	01/21/22 16:46	1,6020B	CD
Antimony, Dissolved	0.00101	J	mg/l	0.00400	0.00042	1	01/21/22 10:31	01/21/22 16:46	1,6020B	CD
Arsenic, Dissolved	ND		mg/l	0.00050	0.00016	1	01/21/22 10:31	01/21/22 16:46	1,6020B	CD
Barium, Dissolved	ND		mg/l	0.00050	0.00017	1	01/21/22 10:31	01/21/22 16:46	1,6020B	CD
Beryllium, Dissolved	ND		mg/l	0.00050	0.00010	1	01/21/22 10:31	01/21/22 16:46	1,6020B	CD
Cadmium, Dissolved	ND		mg/l	0.00020	0.00005	1	01/21/22 10:31	01/21/22 16:46	1,6020B	CD
Calcium, Dissolved	ND		mg/l	0.100	0.0394	1	01/21/22 10:31	01/21/22 16:46	1,6020B	CD
Chromium, Dissolved	ND		mg/l	0.00100	0.00017	1	01/21/22 10:31	01/21/22 16:46	1,6020B	CD
Cobalt, Dissolved	ND		mg/l	0.00050	0.00016	1	01/21/22 10:31	01/21/22 16:46	1,6020B	CD
Copper, Dissolved	ND		mg/l	0.00100	0.00038	1	01/21/22 10:31	01/21/22 16:46	1,6020B	CD
Iron, Dissolved	0.0210	J	mg/l	0.0500	0.0191	1	01/21/22 10:31	01/21/22 16:46	1,6020B	CD
Lead, Dissolved	ND		mg/l	0.00100	0.00034	1	01/21/22 10:31	01/21/22 16:46	1,6020B	CD
Magnesium, Dissolved	ND		mg/l	0.0700	0.0242	1	01/21/22 10:31	01/21/22 16:46	1,6020B	CD
Manganese, Dissolved	ND		mg/l	0.00100	0.00044	1	01/21/22 10:31	01/21/22 16:46	1,6020B	CD
Nickel, Dissolved	0.00136	J	mg/l	0.00200	0.00055	1	01/21/22 10:31	01/21/22 16:46	1,6020B	CD
Potassium, Dissolved	ND		mg/l	0.100	0.0309	1	01/21/22 10:31	01/21/22 16:46	1,6020B	CD
Selenium, Dissolved	ND		mg/l	0.00500	0.00173	1	01/21/22 10:31	01/21/22 16:46	1,6020B	CD
Silver, Dissolved	ND		mg/l	0.00040	0.00016	1	01/21/22 10:31	01/21/22 16:46	1,6020B	CD
Sodium, Dissolved	0.0384	J	mg/l	0.100	0.0293	1	01/21/22 10:31	01/21/22 16:46	1,6020B	CD
Thallium, Dissolved	0.00037	J	mg/l	0.00100	0.00014	1	01/21/22 10:31	01/21/22 16:46	1,6020B	CD
Vanadium, Dissolved	ND		mg/l	0.00500	0.00157	1	01/21/22 10:31	01/21/22 16:46	1,6020B	CD
Zinc, Dissolved	0.00997	J	mg/l	0.01000	0.00341	1	01/21/22 10:31	01/21/22 16:46	1,6020B	CD

Prep Information

Digestion Method: EPA 3005A

Project Name: PHASE II 169 THIRD AVE **Lab Number:** L2202938

Project Number: 0204090 **Report Date:** 01/26/22

Method Blank Analysis
Batch Quality Control

Parameter	Result	Qualifier	Units	RL	MDL	Dilution Factor	Date Prepared	Date Analyzed	Analytical Method	Analyst
Dissolved Metals - Mansfield Lab for sample(s): 01-04 Batch: WG1596397-1										
Mercury, Dissolved	ND		mg/l	0.00020	0.00009	1	01/21/22 11:58	01/21/22 17:42	1,7470A	ZK

Prep Information

Digestion Method: EPA 7470A

Lab Control Sample Analysis
Batch Quality Control

Project Name: PHASE II 169 THIRD AVE
Project Number: 0204090

Lab Number: L2202938
Report Date: 01/26/22

Parameter	LCS %Recovery	Qual	LCSD %Recovery	Qual	%Recovery Limits	RPD	Qual	RPD Limits
Total Metals - Mansfield Lab Associated sample(s): 01-04 Batch: WG1595911-2								
Aluminum, Total	92		-		80-120	-		
Antimony, Total	87		-		80-120	-		
Arsenic, Total	97		-		80-120	-		
Barium, Total	99		-		80-120	-		
Beryllium, Total	107		-		80-120	-		
Cadmium, Total	98		-		80-120	-		
Calcium, Total	109		-		80-120	-		
Chromium, Total	90		-		80-120	-		
Cobalt, Total	87		-		80-120	-		
Copper, Total	91		-		80-120	-		
Iron, Total	97		-		80-120	-		
Lead, Total	98		-		80-120	-		
Magnesium, Total	94		-		80-120	-		
Manganese, Total	92		-		80-120	-		
Nickel, Total	89		-		80-120	-		
Potassium, Total	94		-		80-120	-		
Selenium, Total	97		-		80-120	-		
Silver, Total	102		-		80-120	-		
Sodium, Total	97		-		80-120	-		
Thallium, Total	100		-		80-120	-		
Vanadium, Total	89		-		80-120	-		

Lab Control Sample Analysis
Batch Quality Control

Project Name: PHASE II 169 THIRD AVE
Project Number: 0204090

Lab Number: L2202938
Report Date: 01/26/22

Parameter	LCS %Recovery	LCSD %Recovery	%Recovery Limits	RPD	RPD Limits
Total Metals - Mansfield Lab Associated sample(s): 01-04 Batch: WG1595911-2					
Zinc, Total	92	-	80-120	-	
Total Metals - Mansfield Lab Associated sample(s): 01-04 Batch: WG1595914-2					
Mercury, Total	100	-	80-120	-	

Lab Control Sample Analysis
Batch Quality Control

Project Name: PHASE II 169 THIRD AVE
Project Number: 0204090

Lab Number: L2202938
Report Date: 01/26/22

Parameter	LCS %Recovery	LCSD %Recovery	%Recovery Limits	RPD	RPD Limits
Dissolved Metals - Mansfield Lab Associated sample(s): 01-04 Batch: WG1596396-2					
Aluminum, Dissolved	104	-	80-120	-	
Antimony, Dissolved	90	-	80-120	-	
Arsenic, Dissolved	102	-	80-120	-	
Barium, Dissolved	102	-	80-120	-	
Beryllium, Dissolved	101	-	80-120	-	
Cadmium, Dissolved	100	-	80-120	-	
Calcium, Dissolved	96	-	80-120	-	
Chromium, Dissolved	101	-	80-120	-	
Cobalt, Dissolved	100	-	80-120	-	
Copper, Dissolved	100	-	80-120	-	
Iron, Dissolved	105	-	80-120	-	
Lead, Dissolved	100	-	80-120	-	
Magnesium, Dissolved	106	-	80-120	-	
Manganese, Dissolved	102	-	80-120	-	
Nickel, Dissolved	100	-	80-120	-	
Potassium, Dissolved	104	-	80-120	-	
Selenium, Dissolved	102	-	80-120	-	
Silver, Dissolved	107	-	80-120	-	
Sodium, Dissolved	105	-	80-120	-	
Thallium, Dissolved	111	-	80-120	-	
Vanadium, Dissolved	102	-	80-120	-	

Lab Control Sample Analysis
Batch Quality Control

Project Name: PHASE II 169 THIRD AVE
Project Number: 0204090

Lab Number: L2202938
Report Date: 01/26/22

Parameter	LCS %Recovery	LCSD %Recovery	%Recovery Limits	RPD	RPD Limits
Dissolved Metals - Mansfield Lab Associated sample(s): 01-04 Batch: WG1596396-2					
Zinc, Dissolved	100	-	80-120	-	
Dissolved Metals - Mansfield Lab Associated sample(s): 01-04 Batch: WG1596397-2					
Mercury, Dissolved	103	-	80-120	-	

Matrix Spike Analysis
Batch Quality Control

Project Name: PHASE II 169 THIRD AVE
Project Number: 0204090

Lab Number: L2202938
Report Date: 01/26/22

Parameter	Native Sample	MS Added	MS Found	MS %Recovery	Qual	MSD Found	MSD %Recovery	Qual	Recovery Limits	RPD	Qual	RPD Limits
Total Metals - Mansfield Lab Associated sample(s): 01-04 QC Batch ID: WG1595911-3 WG1595911-4 QC Sample: L2202791-01 Client ID: MS Sample												
Aluminum, Total	0.0449	2	1.87	91		1.89	92		75-125	1		20
Antimony, Total	0.00221J	0.5	0.4182	84		0.3440	**69**	Q	75-125	19		20
Arsenic, Total	ND	0.12	0.1143	95		0.1155	96		75-125	1		20
Barium, Total	0.00339	2	2.019	101		2.021	101		75-125	0		20
Beryllium, Total	ND	0.05	0.04872	97		0.04740	95		75-125	3		20
Cadmium, Total	ND	0.053	0.05294	100		0.05174	98		75-125	2		20
Calcium, Total	8.20	10	19.0	108		17.9	97		75-125	6		20
Chromium, Total	0.00795	0.2	0.1881	90		0.1897	91		75-125	1		20
Cobalt, Total	0.00032J	0.5	0.4431	89		0.4453	89		75-125	0		20
Copper, Total	0.00092J	0.25	0.2322	93		0.2311	92		75-125	0		20
Iron, Total	0.0697	1	1.02	95		1.13	106		75-125	10		20
Lead, Total	ND	0.53	0.5241	99		0.5302	100		75-125	1		20
Magnesium, Total	1.71	10	11.4	97		11.2	95		75-125	2		20
Manganese, Total	0.00594	0.5	0.4661	92		0.4740	94		75-125	2		20
Nickel, Total	0.00281	0.5	0.4429	88		0.4506	90		75-125	2		20
Potassium, Total	0.616	10	9.77	92		9.73	91		75-125	0		20
Selenium, Total	ND	0.12	0.124	103		0.121	101		75-125	2		20
Silver, Total	ND	0.05	0.05214	104		0.05159	103		75-125	1		20
Sodium, Total	3.70	10	12.9	92		12.9	92		75-125	0		20
Thallium, Total	ND	0.12	0.1211	101		0.1232	103		75-125	2		20
Vanadium, Total	ND	0.5	0.4526	90		0.4521	90		75-125	0		20

Matrix Spike Analysis
Batch Quality Control

Project Name: PHASE II 169 THIRD AVE
Project Number: 0204090

Lab Number: L2202938
Report Date: 01/26/22

Parameter	Native Sample	MS Added	MS Found	MS %Recovery	MSD Found	MSD %Recovery	Recovery Limits	RPD	RPD Limits
Total Metals - Mansfield Lab Associated sample(s): 01-04 QC Batch ID: WG1595911-3 WG1595911-4 QC Sample: L2202791-01 Client ID: MS Sample									
Zinc, Total	0.00986J	0.5	0.4742	95	0.4710	94	75-125	1	20
Total Metals - Mansfield Lab Associated sample(s): 01-04 QC Batch ID: WG1595914-3 WG1595914-4 QC Sample: L2202791-01 Client ID: MS Sample									
Mercury, Total	0.00016J	0.005	0.00500	100	0.00501	100	75-125	0	20

Matrix Spike Analysis
Batch Quality Control

Project Name: PHASE II 169 THIRD AVE
Project Number: 0204090

Lab Number: L2202938
Report Date: 01/26/22

Parameter	Native Sample	MS Added	MS Found	MS %Recovery		MSD Found	MSD %Recovery	Recovery Limits	RPD	RPD Limits
Dissolved Metals - Mansfield Lab Associated sample(s): 01-04 QC Batch ID: WG1596396-3 QC Sample: L2202905-01 Client ID: MS Sample										
Aluminum, Dissolved	0.00632J	2	2.00	100		-	-	75-125	-	20
Antimony, Dissolved	0.00079J	0.5	0.5682	114		-	-	75-125	-	20
Arsenic, Dissolved	0.00020J	0.12	0.1256	105		-	-	75-125	-	20
Barium, Dissolved	0.2272	2	2.246	101		-	-	75-125	-	20
Beryllium, Dissolved	ND	0.05	0.05149	103		-	-	75-125	-	20
Cadmium, Dissolved	0.00015J	0.053	0.05334	101		-	-	75-125	-	20
Calcium, Dissolved	155.	10	171	**160**	Q	-	-	75-125	-	20
Chromium, Dissolved	ND	0.2	0.2001	100		-	-	75-125	-	20
Cobalt, Dissolved	0.00138	0.5	0.4893	98		-	-	75-125	-	20
Copper, Dissolved	0.00110	0.25	0.2495	99		-	-	75-125	-	20
Iron, Dissolved	ND	1	1.01	101		-	-	75-125	-	20
Lead, Dissolved	ND	0.53	0.5308	100		-	-	75-125	-	20
Magnesium, Dissolved	48.8	10	56.4	76		-	-	75-125	-	20
Manganese, Dissolved	4.720	0.5	4.937	**43**	Q	-	-	75-125	-	20
Nickel, Dissolved	0.00204	0.5	0.4940	98		-	-	75-125	-	20
Potassium, Dissolved	6.07	10	16.1	100		-	-	75-125	-	20
Selenium, Dissolved	0.00205J	0.12	0.116	97		-	-	75-125	-	20
Silver, Dissolved	ND	0.05	0.05352	107		-	-	75-125	-	20
Sodium, Dissolved	351.	10	354	**30**	Q	-	-	75-125	-	20
Thallium, Dissolved	0.00038J	0.12	0.1326	110		-	-	75-125	-	20
Vanadium, Dissolved	ND	0.5	0.4886	98		-	-	75-125	-	20

Matrix Spike Analysis
Batch Quality Control

Project Name: PHASE II 169 THIRD AVE
Project Number: 0204090

Lab Number: L2202938
Report Date: 01/26/22

Parameter	Native Sample	MS Added	MS Found	MS %Recovery	MSD Found	MSD %Recovery	Recovery Limits	RPD	RPD Limits
Dissolved Metals - Mansfield Lab Associated sample(s): 01-04 QC Batch ID: WG1596396-3 QC Sample: L2202905-01 Client ID: MS Sample									
Zinc, Dissolved	0.01191	0.5	0.5058	99	-	-	75-125	-	20
Dissolved Metals - Mansfield Lab Associated sample(s): 01-04 QC Batch ID: WG1596397-3 QC Sample: L2202905-02 Client ID: MS Sample									
Mercury, Dissolved	ND	0.025	0.02542	102	-	-	75-125	-	20

Lab Duplicate Analysis
Batch Quality Control

Project Name: PHASE II 169 THIRD AVE
Project Number: 0204090

Lab Number: L2202938
Report Date: 01/26/22

Parameter	Native Sample	Duplicate Sample	Units	RPD	Qual	RPD Limits
Dissolved Metals - Mansfield Lab Associated sample(s): 01-04 QC Batch ID: WG1596396-4 QC Sample: L2202905-01 Client ID: DUP Sample						
Aluminum, Dissolved	0.00632J	0.00758J	mg/l	NC		20
Antimony, Dissolved	0.00079J	0.00122J	mg/l	NC		20
Arsenic, Dissolved	0.00020J	0.00023J	mg/l	NC		20
Barium, Dissolved	0.2272	0.2250	mg/l	1		20
Beryllium, Dissolved	ND	ND	mg/l	NC		20
Cadmium, Dissolved	0.00015J	0.00014J	mg/l	NC		20
Calcium, Dissolved	155.	154	mg/l	1		20
Chromium, Dissolved	ND	ND	mg/l	NC		20
Cobalt, Dissolved	0.00138	0.00141	mg/l	2		20
Copper, Dissolved	0.00110	0.00110	mg/l	1		20
Iron, Dissolved	ND	0.0275J	mg/l	NC		20
Lead, Dissolved	ND	ND	mg/l	NC		20
Magnesium, Dissolved	48.8	48.3	mg/l	1		20
Manganese, Dissolved	4.720	4.653	mg/l	1		20
Nickel, Dissolved	0.00204	0.00221	mg/l	8		20
Potassium, Dissolved	6.07	6.03	mg/l	1		20
Selenium, Dissolved	0.00205J	0.00215J	mg/l	NC		20
Silver, Dissolved	ND	ND	mg/l	NC		20
Sodium, Dissolved	351.	348	mg/l	1		20

Lab Duplicate Analysis

Batch Quality Control

Project Name: PHASE II 169 THIRD AVE

Project Number: 0204090

Lab Number: L2202938

Report Date: 01/26/22

Parameter	Native Sample	Duplicate Sample	Units	RPD	RPD Limits
Dissolved Metals - Mansfield Lab Associated sample(s): 01-04 QC Batch ID: WG1596396-4 QC Sample: L2202905-01 Client ID: DUP Sample					
Thallium, Dissolved	0.00038J	0.00111	mg/l	NC	20
Vanadium, Dissolved	ND	ND	mg/l	NC	20
Zinc, Dissolved	0.01191	0.01182	mg/l	1	20
Dissolved Metals - Mansfield Lab Associated sample(s): 01-04 QC Batch ID: WG1596397-4 QC Sample: L2202905-02 Client ID: DUP Sample					
Mercury, Dissolved	ND	ND	mg/l	NC	20

Project Name: PHASE II 169 THIRD AVE
Project Number: 0204090

Lab Serial Dilution Analysis
Batch Quality Control

Lab Number: L2202938
Report Date: 01/26/22

Parameter	Native Sample	Serial Dilution	Units	% D	Qual	RPD Limits
Total Metals - Mansfield Lab Associated sample(s): 01-04 QC Batch ID: WG1595911-6 QC Sample: L2202791-01 Client ID: DUP Sample						
Calcium, Total	8.20	8.29	mg/l	1		20
Sodium, Total	3.70	3.76	mg/l	2		20
Dissolved Metals - Mansfield Lab Associated sample(s): 01-04 QC Batch ID: WG1596396-6 QC Sample: L2202905-01 Client ID: DUP Sample						
Barium, Dissolved	0.2272	0.2338	mg/l	3		20
Calcium, Dissolved	155.	160.	mg/l	3		20
Magnesium, Dissolved	48.8	47.4	mg/l	3		20
Manganese, Dissolved	4.720	4.466	mg/l	5		20
Potassium, Dissolved	6.07	6.20	mg/l	2		20
Sodium, Dissolved	351.	354.	mg/l	1		20

Project Name: PHASE II 169 THIRD AVE
Project Number: 0204090

Lab Number: L2202938
Report Date: 01/26/22

Sample Receipt and Container Information

Were project specific reporting limits specified? YES

Cooler Information

Cooler	Custody Seal
A	Absent
C	Absent

Container Information

Container ID	Container Type	Cooler	Initial pH	Final pH	Temp deg C	Pres	Seal	Frozen Date/Time	Analysis(*)
L2202938-01A	Vial HCl preserved	A	NA		3.3	Y	Absent		NYTCL-8260(14)
L2202938-01B	Vial HCl preserved	A	NA		3.3	Y	Absent		NYTCL-8260(14)
L2202938-01C	Vial HCl preserved	A	NA		3.3	Y	Absent		NYTCL-8260(14)
L2202938-01D	Plastic 250ml unpreserved	A	NA		3.3	Y	Absent		A2-NY-537-ISOTOPE(14)
L2202938-01E	Plastic 250ml unpreserved	A	NA		3.3	Y	Absent		A2-NY-537-ISOTOPE(14)
L2202938-01F	Amber 120ml unpreserved	A	7	7	3.3	Y	Absent		NYTCL-8081(7)
L2202938-01G	Amber 120ml unpreserved	A	7	7	3.3	Y	Absent		NYTCL-8081(7)
L2202938-01H	Amber 120ml unpreserved	A	7	7	3.3	Y	Absent		NYTCL-8082-LVI(365)
L2202938-01I	Amber 120ml unpreserved	A	7	7	3.3	Y	Absent		-
L2202938-01J	Amber 250ml unpreserved	A	7	7	3.3	Y	Absent		NYTCL-8270-SIM-LVI(7),NYTCL-8270-LVI(7)
L2202938-01K	Amber 250ml unpreserved	A	7	7	3.3	Y	Absent		NYTCL-8270-SIM-LVI(7),NYTCL-8270-LVI(7)
L2202938-01L	Amber 250ml unpreserved	A	7	7	3.3	Y	Absent		A2-1,4-DIOXANE-SIM(7)
L2202938-01M	Amber 250ml unpreserved	A	7	7	3.3	Y	Absent		A2-1,4-DIOXANE-SIM(7)
L2202938-01N	Plastic 250ml HNO3 preserved	A	<2	<2	3.3	Y	Absent		BA-6020T(180),FE-6020T(180),SE-6020T(180),TL-6020T(180),CA-6020T(180),CR-6020T(180),K-6020T(180),NI-6020T(180),NA-6020T(180),CU-6020T(180),ZN-6020T(180),PB-6020T(180),BE-6020T(180),MN-6020T(180),SB-6020T(180),AS-6020T(180),V-6020T(180),HG-T(28),AL-6020T(180),MG-6020T(180),AG-6020T(180),CD-6020T(180),CO-6020T(180)

*Values in parentheses indicate holding time in days

Project Name: PHASE II 169 THIRD AVE
Project Number: 0204090

Lab Number: L2202938
Report Date: 01/26/22

Container Information

Container ID	Container Type	Cooler	Initial pH	Final pH	Temp deg C	Pres	Seal	Frozen Date/Time	Analysis(*)
L2202938-01X	Plastic 120ml HNO3 preserved Filtrates	A	NA	NA	3.3	Y	Absent		CU-6020S(180),SE-6020S(180),K-6020S(180),V-6020S(180),MN-6020S(180),BE-6020S(180),MG-6020S(180),CO-6020S(180),ZN-6020S(180),CA-6020S(180),CR-6020S(180),FE-6020S(180),NI-6020S(180),PB-6020S(180),BA-6020S(180),TL-6020S(180),NA-6020S(180),AS-6020S(180),AG-6020S(180),SB-6020S(180),AL-6020S(180),HG-S(28),CD-6020S(180)
L2202938-02A	Vial HCl preserved	C	NA		4.5	Y	Absent		NYTCL-8260(14)
L2202938-02B	Vial HCl preserved	C	NA		4.5	Y	Absent		NYTCL-8260(14)
L2202938-02C	Vial HCl preserved	C	NA		4.5	Y	Absent		NYTCL-8260(14)
L2202938-02D	Plastic 250ml unpreserved	C	NA		4.5	Y	Absent		A2-NY-537-ISOTOPE(14)
L2202938-02F	Amber 120ml unpreserved	C	7	7	4.5	Y	Absent		NYTCL-8081(7)
L2202938-02G	Amber 120ml unpreserved	C	7	7	4.5	Y	Absent		NYTCL-8081(7)
L2202938-02H	Amber 120ml unpreserved	C	7	7	4.5	Y	Absent		NYTCL-8082-LVI(365)
L2202938-02I	Amber 120ml unpreserved	C	7	7	4.5	Y	Absent		-
L2202938-02J	Amber 250ml unpreserved	C	7	7	4.5	Y	Absent		NYTCL-8270-SIM-LVI(7),NYTCL-8270-LVI(7)
L2202938-02K	Amber 250ml unpreserved	C	7	7	4.5	Y	Absent		NYTCL-8270-SIM-LVI(7),NYTCL-8270-LVI(7)
L2202938-02L	Amber 250ml unpreserved	C	7	7	4.5	Y	Absent		A2-1,4-DIOXANE-SIM(7)
L2202938-02M	Amber 250ml unpreserved	C	7	7	4.5	Y	Absent		A2-1,4-DIOXANE-SIM(7)
L2202938-02N	Plastic 250ml HNO3 preserved	C	<2	<2	4.5	Y	Absent		TL-6020T(180),BA-6020T(180),FE-6020T(180),SE-6020T(180),CR-6020T(180),CA-6020T(180),K-6020T(180),NI-6020T(180),NA-6020T(180),ZN-6020T(180),CU-6020T(180),PB-6020T(180),MN-6020T(180),BE-6020T(180),SB-6020T(180),V-6020T(180),AS-6020T(180),HG-T(28),MG-6020T(180),AL-6020T(180),CD-6020T(180),AG-6020T(180),CO-6020T(180)
L2202938-02X	Plastic 120ml HNO3 preserved Filtrates	C	NA	NA	4.5	Y	Absent		V-6020S(180),SE-6020S(180),K-6020S(180),CU-6020S(180),MN-6020S(180),BE-6020S(180),ZN-6020S(180),CO-6020S(180),MG-6020S(180),CA-6020S(180),CR-6020S(180),FE-6020S(180),BA-6020S(180),PB-6020S(180),NA-6020S(180),NI-6020S(180),TL-6020S(180),AS-6020S(180),SB-6020S(180),AG-6020S(180),AL-6020S(180),HG-S(28),CD-6020S(180)

*Values in parentheses indicate holding time in days

Project Name: PHASE II 169 THIRD AVE
Project Number: 0204090

Lab Number: L2202938
Report Date: 01/26/22

Container Information

Container ID	Container Type	Cooler	Initial pH	Final pH	Temp deg C	Pres	Seal	Frozen Date/Time	Analysis(*)
L2202938-03A	Vial HCl preserved	C	NA		4.5	Y	Absent		NYTCL-8260(14)
L2202938-03B	Vial HCl preserved	C	NA		4.5	Y	Absent		NYTCL-8260(14)
L2202938-03C	Vial HCl preserved	C	NA		4.5	Y	Absent		NYTCL-8260(14)
L2202938-03D	Plastic 250ml unpreserved	C	NA		4.5	Y	Absent		A2-NY-537-ISOTOPE(14)
L2202938-03E	Plastic 250ml unpreserved	C	NA		4.5	Y	Absent		A2-NY-537-ISOTOPE(14)
L2202938-03F	Amber 120ml unpreserved	C	7	7	4.5	Y	Absent		NYTCL-8081(7)
L2202938-03G	Amber 120ml unpreserved	C	7	7	4.5	Y	Absent		NYTCL-8081(7)
L2202938-03H	Amber 120ml unpreserved	C	7	7	4.5	Y	Absent		NYTCL-8082-LVI(365)
L2202938-03I	Amber 120ml unpreserved	C	7	7	4.5	Y	Absent		-
L2202938-03J	Amber 250ml unpreserved	C	7	7	4.5	Y	Absent		NYTCL-8270-SIM-LVI(7),NYTCL-8270-LVI(7)
L2202938-03K	Amber 250ml unpreserved	C	7	7	4.5	Y	Absent		NYTCL-8270-SIM-LVI(7),NYTCL-8270-LVI(7)
L2202938-03L	Amber 250ml unpreserved	C	7	7	4.5	Y	Absent		A2-1,4-DIOXANE-SIM(7)
L2202938-03M	Amber 250ml unpreserved	C	7	7	4.5	Y	Absent		A2-1,4-DIOXANE-SIM(7)
L2202938-03N	Plastic 250ml HNO3 preserved	C	<2	<2	4.5	Y	Absent		FE-6020T(180),SE-6020T(180),BA-6020T(180),TL-6020T(180),CA-6020T(180),CR-6020T(180),K-6020T(180),NI-6020T(180),CU-6020T(180),NA-6020T(180),ZN-6020T(180),PB-6020T(180),BE-6020T(180),MN-6020T(180),AS-6020T(180),V-6020T(180),SB-6020T(180),CD-6020T(180),AG-6020T(180),MG-6020T(180),AL-6020T(180),HG-T(28),CO-6020T(180)
L2202938-03X	Plastic 120ml HNO3 preserved Filtrates	C	NA	NA	4.5	Y	Absent		SE-6020S(180),CU-6020S(180),K-6020S(180),V-6020S(180),MN-6020S(180),MG-6020S(180),BE-6020S(180),ZN-6020S(180),CO-6020S(180),CA-6020S(180),FE-6020S(180),CR-6020S(180),NA-6020S(180),NI-6020S(180),TL-6020S(180),BA-6020S(180),PB-6020S(180),SB-6020S(180),AG-6020S(180),AS-6020S(180),CD-6020S(180),HG-S(28),AL-6020S(180)
L2202938-04D	Plastic 250ml unpreserved	C	NA		4.5	Y	Absent		A2-NY-537-ISOTOPE(14)
L2202938-04E	Plastic 250ml unpreserved	C	NA		4.5	Y	Absent		A2-NY-537-ISOTOPE(14)
L2202938-04F	Amber 120ml unpreserved	C	7	7	4.5	Y	Absent		NYTCL-8081(7)
L2202938-04G	Amber 120ml unpreserved	C	7	7	4.5	Y	Absent		NYTCL-8081(7)
L2202938-04H	Amber 120ml unpreserved	C	7	7	4.5	Y	Absent		NYTCL-8082-LVI(365)

*Values in parentheses indicate holding time in days

Project Name: PHASE II 169 THIRD AVE
Project Number: 0204090

Lab Number: L2202938
Report Date: 01/26/22

Container Information

Container ID	Container Type	Cooler	Initial pH	Final pH	Temp deg C	Pres	Seal	Frozen Date/Time	Analysis(*)
L2202938-04I	Amber 120ml unpreserved	C	7	7	4.5	Y	Absent		-
L2202938-04L	Amber 250ml unpreserved	C	7	7	4.5	Y	Absent		A2-1,4-DIOXANE-SIM(7)
L2202938-04M	Amber 250ml unpreserved	C	7	7	4.5	Y	Absent		A2-1,4-DIOXANE-SIM(7)
L2202938-04N	Plastic 250ml HNO3 preserved	C	<2	<2	4.5	Y	Absent		FE-6020T(180),BA-6020T(180),TL-6020T(180),SE-6020T(180),K-6020T(180),CA-6020T(180),CR-6020T(180),NI-6020T(180),CU-6020T(180),ZN-6020T(180),NA-6020T(180),PB-6020T(180),BE-6020T(180),MN-6020T(180),SB-6020T(180),V-6020T(180),AS-6020T(180),HG-T(28),AL-6020T(180),MG-6020T(180),AG-6020T(180),CD-6020T(180),CO-6020T(180)
L2202938-04X	Plastic 120ml HNO3 preserved Filtrates	C	NA	NA	4.5	Y	Absent		K-6020S(180),CU-6020S(180),V-6020S(180),SE-6020S(180),MN-6020S(180),MG-6020S(180),BE-6020S(180),CO-6020S(180),ZN-6020S(180),FE-6020S(180),CA-6020S(180),CR-6020S(180),BA-6020S(180),NA-6020S(180),PB-6020S(180),NI-6020S(180),TL-6020S(180),AG-6020S(180),AS-6020S(180),SB-6020S(180),CD-6020S(180),HG-S(28),AL-6020S(180)

*Values in parentheses indicate holding time in days

Project Name: PHASE II 169 THIRD AVE
Project Number: 0204090

Lab Number: L2202938
Report Date: 01/26/22

PFAS PARAMETER SUMMARY

Parameter	Acronym	CAS Number
PERFLUOROALKYL CARBOXYLIC ACIDS (PFCAs)		
Perfluorooctadecanoic Acid	PFODA	16517-11-6
Perfluorohexadecanoic Acid	PFHxDA	67905-19-5
Perfluorotetradecanoic Acid	PFTA	376-06-7
Perfluorotridecanoic Acid	PFTrDA	72629-94-8
Perfluorododecanoic Acid	PFDoA	307-55-1
Perfluoroundecanoic Acid	PFUnA	2058-94-8
Perfluorodecanoic Acid	PFDA	335-76-2
Perfluorononanoic Acid	PFNA	375-95-1
Perfluorooctanoic Acid	PFOA	335-67-1
Perfluoroheptanoic Acid	PFHpA	375-85-9
Perfluorohexanoic Acid	PFHxA	307-24-4
Perfluoropentanoic Acid	PFPeA	2706-90-3
Perfluorobutanoic Acid	PFBA	375-22-4
PERFLUOROALKYL SULFONIC ACIDS (PFSAs)		
Perfluorododecanesulfonic Acid	PFDoDS	79780-39-5
Perfluorodecanesulfonic Acid	PFDS	335-77-3
Perfluorononanesulfonic Acid	PFNS	68259-12-1
Perfluorooctanesulfonic Acid	PFOS	1763-23-1
Perfluoroheptanesulfonic Acid	PFHpS	375-92-8
Perfluorohexanesulfonic Acid	PFHxS	355-46-4
Perfluoropentanesulfonic Acid	PFPeS	2706-91-4
Perfluorobutanesulfonic Acid	PFBS	375-73-5
FLUOROTELOMERS		
1H,1H,2H,2H-Perfluorododecanesulfonic Acid	10:2FTS	120226-60-0
1H,1H,2H,2H-Perfluorodecanesulfonic Acid	8:2FTS	39108-34-4
1H,1H,2H,2H-Perfluorooctanesulfonic Acid	6:2FTS	27619-97-2
1H,1H,2H,2H-Perfluorohexanesulfonic Acid	4:2FTS	757124-72-4
PERFLUOROALKANE SULFONAMIDES (FASAs)		
Perfluorooctanesulfonamide	FOSA	754-91-6
N-Ethyl Perfluorooctane Sulfonamide	NEtFOSA	4151-50-2
N-Methyl Perfluorooctane Sulfonamide	NMeFOSA	31506-32-8
PERFLUOROALKANE SULFONYL SUBSTANCES		
N-Ethyl Perfluorooctanesulfonamido Ethanol	NEtFOSE	1691-99-2
N-Methyl Perfluorooctanesulfonamido Ethanol	NMeFOSE	24448-09-7
N-Ethyl Perfluorooctanesulfonamidoacetic Acid	NEtFOSAA	2991-50-6
N-Methyl Perfluorooctanesulfonamidoacetic Acid	NMeFOSAA	2355-31-9
PER- and POLYFLUOROALKYL ETHER CARBOXYLIC ACIDS		
2,3,3,3-Tetrafluoro-2-[1,1,2,2,3,3,3-Heptafluoropropoxy]-Propanoic Acid	HFPO-DA	13252-13-6
4,8-Dioxa-3h-Perfluorononanoic Acid	ADONA	919005-14-4
CHLORO-PERFLUOROALKYL SULFONIC ACIDS		
11-Chloroeicosafluoro-3-Oxaundecane-1-Sulfonic Acid	11Cl-PF3OUdS	763051-92-9
9-Chlorohexadecafluoro-3-Oxanone-1-Sulfonic Acid	9Cl-PF3ONS	756426-58-1
PERFLUOROETHER SULFONIC ACIDS (PFESAs)		
Perfluoro(2-Ethoxyethane)Sulfonic Acid	PFEESA	113507-82-7
PERFLUOROETHER/POLYETHER CARBOXYLIC ACIDS (PFPCAs)		
Perfluoro-3-Methoxypropanoic Acid	PFMPA	377-73-1
Perfluoro-4-Methoxybutanoic Acid	PFMBA	863090-89-5
Nonafluoro-3,6-Dioxaheptanoic Acid	NFDHA	151772-58-6

Project Name:	PHASE II 169 THIRD AVE	**Lab Number:**	L2202938
Project Number:	0204090	**Report Date:**	01/26/22

GLOSSARY

Acronyms

DL	- Detection Limit: This value represents the level to which target analyte concentrations are reported as estimated values, when those target analyte concentrations are quantified below the limit of quantitation (LOQ). The DL includes any adjustments from dilutions, concentrations or moisture content, where applicable. (DoD report formats only.)
EDL	- Estimated Detection Limit: This value represents the level to which target analyte concentrations are reported as estimated values, when those target analyte concentrations are quantified below the reporting limit (RL). The EDL includes any adjustments from dilutions, concentrations or moisture content, where applicable. The use of EDLs is specific to the analysis of PAHs using Solid-Phase Microextraction (SPME).
EMPC	- Estimated Maximum Possible Concentration: The concentration that results from the signal present at the retention time of an analyte when the ions meet all of the identification criteria except the ion abundance ratio criteria. An EMPC is a worst-case estimate of the concentration.
EPA	- Environmental Protection Agency.
LCS	- Laboratory Control Sample: A sample matrix, free from the analytes of interest, spiked with verified known amounts of analytes or a material containing known and verified amounts of analytes.
LCSD	- Laboratory Control Sample Duplicate: Refer to LCS.
LFB	- Laboratory Fortified Blank: A sample matrix, free from the analytes of interest, spiked with verified known amounts of analytes or a material containing known and verified amounts of analytes.
LOD	- Limit of Detection: This value represents the level to which a target analyte can reliably be detected for a specific analyte in a specific matrix by a specific method. The LOD includes any adjustments from dilutions, concentrations or moisture content, where applicable. (DoD report formats only.)
LOQ	- Limit of Quantitation: The value at which an instrument can accurately measure an analyte at a specific concentration. The LOQ includes any adjustments from dilutions, concentrations or moisture content, where applicable. (DoD report formats only.) Limit of Quantitation: The value at which an instrument can accurately measure an analyte at a specific concentration. The LOQ includes any adjustments from dilutions, concentrations or moisture content, where applicable. (DoD report formats only.)
MDL	- Method Detection Limit: This value represents the level to which target analyte concentrations are reported as estimated values, when those target analyte concentrations are quantified below the reporting limit (RL). The MDL includes any adjustments from dilutions, concentrations or moisture content, where applicable.
MS	- Matrix Spike Sample: A sample prepared by adding a known mass of target analyte to a specified amount of matrix sample for which an independent estimate of target analyte concentration is available. For Method 332.0, the spike recovery is calculated using the native concentration, including estimated values.
MSD	- Matrix Spike Sample Duplicate: Refer to MS.
NA	- Not Applicable.
NC	- Not Calculated: Term is utilized when one or more of the results utilized in the calculation are non-detect at the parameter's reporting unit.
NDPA/DPA	- N-Nitrosodiphenylamine/Diphenylamine.
NI	- Not Ignitable.
NP	- Non-Plastic: Term is utilized for the analysis of Atterberg Limits in soil.
NR	- No Results: Term is utilized when 'No Target Compounds Requested' is reported for the analysis of Volatile or Semivolatile Organic TIC only requests.
RL	- Reporting Limit: The value at which an instrument can accurately measure an analyte at a specific concentration. The RL includes any adjustments from dilutions, concentrations or moisture content, where applicable.
RPD	- Relative Percent Difference: The results from matrix and/or matrix spike duplicates are primarily designed to assess the precision of analytical results in a given matrix and are expressed as relative percent difference (RPD). Values which are less than five times the reporting limit for any individual parameter are evaluated by utilizing the absolute difference between the values; although the RPD value will be provided in the report.
SRM	- Standard Reference Material: A reference sample of a known or certified value that is of the same or similar matrix as the associated field samples.
STLP	- Semi-dynamic Tank Leaching Procedure per EPA Method 1315.
TEF	- Toxic Equivalency Factors: The values assigned to each dioxin and furan to evaluate their toxicity relative to 2,3,7,8-TCDD.
TEQ	- Toxic Equivalent: The measure of a sample's toxicity derived by multiplying each dioxin and furan by its corresponding TEF and then summing the resulting values.
TIC	- Tentatively Identified Compound: A compound that has been identified to be present and is not part of the target compound list (TCL) for the method and/or program. All TICs are qualitatively identified and reported as estimated concentrations.

Report Format: DU Report with 'J' Qualifiers

Project Name:	PHASE II 169 THIRD AVE	**Lab Number:**	L2202938
Project Number:	0204090	**Report Date:**	01/26/22

Footnotes

1 - The reference for this analyte should be considered modified since this analyte is absent from the target analyte list of the original method.

Terms

Analytical Method: Both the document from which the method originates and the analytical reference method. (Example: EPA 8260B is shown as 1,8260B.) The codes for the reference method documents are provided in the References section of the Addendum.

Difference: With respect to Total Oxidizable Precursor (TOP) Assay analysis, the difference is defined as the Post-Treatment value minus the Pre-Treatment value.

Final pH: As it pertains to Sample Receipt & Container Information section of the report, Final pH reflects pH of container determined after adjustment at the laboratory, if applicable. If no adjustment required, value reflects Initial pH.

Frozen Date/Time: With respect to Volatile Organics in soil, Frozen Date/Time reflects the date/time at which associated Reagent Water-preserved vials were initially frozen. Note: If frozen date/time is beyond 48 hours from sample collection, value will be reflected in 'bold'.

Initial pH: As it pertains to Sample Receipt & Container Information section of the report, Initial pH reflects pH of container determined upon receipt, if applicable.

PAH Total: With respect to Alkylated PAH analyses, the 'PAHs, Total' result is defined as the summation of results for all or a subset of the following compounds: Naphthalene, C1-C4 Naphthalenes, 2-Methylnaphthalene, 1-Methylnaphthalene, Biphenyl, Acenaphthylene, Acenaphthene, Fluorene, C1-C3 Fluorenes, Phenanthrene, C1-C4 Phenanthrenes/Anthracenes, Anthracene, Fluoranthene, Pyrene, C1-C4 Fluoranthenes/Pyrenes, Benz(a)anthracene, Chrysene, C1-C4 Chrysenes, Benzo(b)fluoranthene, Benzo(j)+(k)fluoranthene, Benzo(e)pyrene, Benzo(a)pyrene, Perylene, Indeno(1,2,3-cd)pyrene, Dibenz(ah)+(ac)anthracene, Benzo(g,h,i)perylene. If a 'Total' result is requested, the results of its individual components will also be reported.

PFAS Total: With respect to PFAS analyses, the 'PFAS, Total (5)' result is defined as the summation of results for: PFHpA, PFHxS, PFOA, PFNA and PFOS. In addition, the 'PFAS, Total (6)' result is defined as the summation of results for: PFHpA, PFHxS, PFOA, PFNA, PFDA and PFOS. For MassDEP DW compliance analysis only, the 'PFAS, Total (6)' result is defined as the summation of results at or above the RL. Note: If a 'Total' result is requested, the results of its individual components will also be reported.

The target compound Chlordane (CAS No. 57-74-9) is reported for GC ECD analyses. Per EPA,this compound "refers to a mixture of chlordane isomers, other chlorinated hydrocarbons and numerous other components." (Reference: USEPA Toxicological Review of Chlordane, In Support of Summary Information on the Integrated Risk Information System (IRIS), December 1997.)

Total: With respect to Organic analyses, a 'Total' result is defined as the summation of results for individual isomers or Aroclors. If a 'Total' result is requested, the results of its individual components will also be reported. This is applicable to 'Total' results for methods 8260, 8081 and 8082.

Data Qualifiers

A - Spectra identified as "Aldol Condensates" are byproducts of the extraction/concentration procedures when acetone is introduced in the process.

B - The analyte was detected above the reporting limit in the associated method blank. Flag only applies to associated field samples that have detectable concentrations of the analyte at less than ten times (10x) the concentration found in the blank. For MCP-related projects, flag only applies to associated field samples that have detectable concentrations of the analyte at less than ten times (10x) the concentration found in the blank. For DOD-related projects, flag only applies to associated field samples that have detectable concentrations of the analyte at less than ten times (10x) the concentration found in the blank AND the analyte was detected above one-half the reporting limit (or above the reporting limit for common lab contaminants) in the associated method blank. For NJ-Air-related projects, flag only applies to associated field samples that have detectable concentrations of the analyte above the reporting limit. For NJ-related projects (excluding Air), flag only applies to associated field samples that have detectable concentrations of the analyte, which was detected above the reporting limit in the associated method blank or above five times the reporting limit for common lab contaminants (Phthalates, Acetone, Methylene Chloride, 2-Butanone).

C - Co-elution: The target analyte co-elutes with a known lab standard (i.e. surrogate, internal standards, etc.) for co-extracted analyses.

D - Concentration of analyte was quantified from diluted analysis. Flag only applies to field samples that have detectable concentrations of the analyte.

E - Concentration of analyte exceeds the range of the calibration curve and/or linear range of the instrument.

F - The ratio of quantifier ion response to qualifier ion response falls outside of the laboratory criteria. Results are considered to be an estimated maximum concentration.

G - The concentration may be biased high due to matrix interferences (i.e, co-elution) with non-target compound(s). The result should be considered estimated.

H - The analysis of pH was performed beyond the regulatory-required holding time of 15 minutes from the time of sample collection.

I - The lower value for the two columns has been reported due to obvious interference.

J - Estimated value. The Target analyte concentration is below the quantitation limit (RL), but above the Method Detection Limit (MDL) or Estimated Detection Limit (EDL) for SPME-related analyses. This represents an estimated concentration for Tentatively Identified Compounds (TICs).

M - Reporting Limit (RL) exceeds the MCP CAM Reporting Limit for this analyte.

ND - Not detected at the method detection limit (MDL) for the sample, or estimated detection limit (EDL) for SPME-related analyses.

Report Format: DU Report with 'J' Qualifiers

Project Name:	PHASE II 169 THIRD AVE	**Lab Number:**	L2202938
Project Number:	0204090	**Report Date:**	01/26/22

Data Qualifiers

NJ - Presumptive evidence of compound. This represents an estimated concentration for Tentatively Identified Compounds (TICs), where the identification is based on a mass spectral library search.

P - The RPD between the results for the two columns exceeds the method-specified criteria.

Q - The quality control sample exceeds the associated acceptance criteria. For DOD-related projects, LCS and/or Continuing Calibration Standard exceedences are also qualified on all associated sample results. Note: This flag is not applicable for matrix spike recoveries when the sample concentration is greater than 4x the spike added or for batch duplicate RPD when the sample concentrations are less than 5x the RL. (Metals only.)

R - Analytical results are from sample re-analysis.

RE - Analytical results are from sample re-extraction.

S - Analytical results are from modified screening analysis.

V - The surrogate associated with this target analyte has a recovery outside the QC acceptance limits. (Applicable to MassDEP DW Compliance samples only.)

Z - The batch matrix spike and/or duplicate associated with this target analyte has a recovery/RPD outside the QC acceptance limits. (Applicable to MassDEP DW Compliance samples only.)

Project Name: PHASE II 169 THIRD AVE **Lab Number:** L2202938
Project Number: 0204090 **Report Date:** 01/26/22

REFERENCES

1 Test Methods for Evaluating Solid Waste: Physical/Chemical Methods. EPA SW-846. Third Edition. Updates I - VI, 2018.

134 Determination of Selected Perfluorinated Alkyl Acids in Drinking Water by Solid Phase Extraction and Liquid Chromatography/Tandem Mass Spectrometry (LC/MS/MS) using Isotope Dilution. Alpha SOP 23528.

LIMITATION OF LIABILITIES

Alpha Analytical performs services with reasonable care and diligence normal to the analytical testing laboratory industry. In the event of an error, the sole and exclusive responsibility of Alpha Analytical shall be to re-perform the work at it's own expense. In no event shall Alpha Analytical be held liable for any incidental, consequential or special damages, including but not limited to, damages in any way connected with the use of, interpretation of, information or analysis provided by Alpha Analytical.

We strongly urge our clients to comply with EPA protocol regarding sample volume, preservation, cooling, containers, sampling procedures, holding time and splitting of samples in the field.

Certification Information

The following analytes are not included in our Primary NELAP Scope of Accreditation:

Westborough Facility
EPA 624/624.1: m/p-xylene, o-xylene, Naphthalene
EPA 625/625.1: alpha-Terpineol
EPA 8260C/8260D: NPW: 1,2,4,5-Tetramethylbenzene; 4-Ethyltoluene, Azobenzene; SCM: Iodomethane (methyl iodide), 1,2,4,5-Tetramethylbenzene; 4-Ethyltoluene.
EPA 8270D/8270E: NPW: Dimethylnaphthalene,1,4-Diphenylhydrazine, alpha-Terpineol; SCM: Dimethylnaphthalene,1,4-Diphenylhydrazine.
SM4500: NPW: Amenable Cyanide; SCM: Total Phosphorus, TKN, NO2, NO3.

Mansfield Facility
SM 2540D: TSS
EPA 8082A: NPW: PCB: 1, 5, 31, 87,101, 110, 141, 151, 153, 180, 183, 187.
EPA TO-15: Halothane, 2,4,4-Trimethyl-2-pentene, 2,4,4-Trimethyl-1-pentene, Thiophene, 2-Methylthiophene, 3-Methylthiophene, 2-Ethylthiophene, 1,2,3-Trimethylbenzene, Indan, Indene, 1,2,4,5-Tetramethylbenzene, Benzothiophene, 1-Methylnaphthalene.
Biological Tissue Matrix: EPA 3050B

The following analytes are included in our Massachusetts DEP Scope of Accreditation

Westborough Facility:

Drinking Water
EPA 300.0: Chloride, Nitrate-N, Fluoride, Sulfate; **EPA 353.2**: Nitrate-N, Nitrite-N; **SM4500NO3-F**: Nitrate-N, Nitrite-N; **SM4500F-C, SM4500CN-CE, EPA 180.1, SM2130B, SM4500Cl-D, SM2320B, SM2540C, SM4500H-B, SM4500NO2-B**
EPA 332: Perchlorate; **EPA 524.2:** THMs and VOCs; **EPA 504.1:** EDB, DBCP.
Microbiology: **SM9215B; SM9223-P/A, SM9223B-Colilert-QT,SM9222D**.

Non-Potable Water
SM4500H,B, EPA 120.1, SM2510B, SM2540C, SM2320B, SM4500CL-E, SM4500F-BC, SM4500NH3-BH: Ammonia-N and Kjeldahl-N, **EPA 350.1**: Ammonia-N, **LACHAT 10-107-06-1-B**: Ammonia-N, **EPA 351.1, SM4500NO3-F, EPA 353.2**: Nitrate-N, **SM4500P-E, SM4500P-B, E, SM4500SO4-E, SM5220D, EPA 410.4, SM5210B, SM5310C, SM4500CL-D, EPA 1664, EPA 420.1, SM4500-CN-CE, SM2540D, EPA 300: Chloride, Sulfate, Nitrate.**
EPA 624.1: Volatile Halocarbons & Aromatics,
EPA 608.3: Chlordane, Toxaphene, Aldrin, alpha-BHC, beta-BHC, gamma-BHC, delta-BHC, Dieldrin, DDD, DDE, DDT, Endosulfan I, Endosulfan II, Endosulfan sulfate, Endrin, Endrin Aldehyde, Heptachlor, Heptachlor Epoxide, PCBs
EPA 625.1: SVOC (Acid/Base/Neutral Extractables), **EPA 600/4-81-045**: PCB-Oil.
Microbiology: **SM9223B-Colilert-QT; Enterolert-QT, SM9221E, EPA 1600, EPA 1603, SM9222D.**

Mansfield Facility:

Drinking Water
EPA 200.7: Al, Ba, Cd, Cr, Cu, Fe, Mn, Ni, Na, Ag, Ca, Zn. **EPA 200.8:** Al, Sb, As, Ba, Be, Cd, Cr, Cu, Pb, Mn, Ni, Se, Ag, TL, Zn. **EPA 245.1** Hg.
EPA 522, EPA 537.1.

Non-Potable Water
EPA 200.7: Al, Sb, As, Be, Cd, Ca, Cr, Co, Cu, Fe, Pb, Mg, Mn, Mo, Ni, K, Se, Ag, Na, Sr, TL, Ti, V, Zn.
EPA 200.8: Al, Sb, As, Be, Cd, Cr, Cu, Fe, Pb, Mn, Ni, K, Se, Ag, Na, TL, Zn.
EPA 245.1 Hg.
SM2340B

For a complete listing of analytes and methods, please contact your Alpha Project Manager.

ALPHA ANALYTICAL

Westborough, MA 01581
8 Walkup Dr.
TEL: 508-898-9220
FAX: 508-898-9193

Mansfield, MA 02048
320 Forbes Blvd
TEL: 508-822-9300
FAX: 508-822-3288

NEW YORK CHAIN OF CUSTODY

Service Centers
Mahwah, NJ 07430: 35 Whitney Rd, Suite 5
Albany, NY 12205: 14 Walker Way
Tonawanda, NY 14150: 275 Cooper Ave, Suite 105

Page 1 of 1

Date Rec'd in Lab: 01/19/22

ALPHA Job #: L2202938

Client Information
Client: Haley & Aldrich of New York
Address: 237 West 35th Street, Floor 16, New York, NY 10023
Phone:
Fax:
Email: MCorlone@haleyaldrich.com

Project Information
Project Name: Phase II 169 Third Ave
Project Location: 169 Third Avenue, Brooklyn, NY
Project # 0204090
(Use Project name as Project #) ☐
Project Manager: Mari Cate Corlon
ALPHAQuote #:

Turn-Around Time
Standard ☑ Due Date:
Rush (only if pre approved) ☐ # of Days:

Deliverables
☐ ASP-A ☑ ASP-B
☐ EQuIS (1 File) ☐ EQuIS (4 File)
☐ Other

Regulatory Requirement
☐ NY TOGS ☑ NY Part 375
☑ AWQ Standards ☐ NY CP-51
☐ NY Restricted Use ☐ Other
☐ NY Unrestricted Use
☐ NYC Sewer Discharge

Billing Information
☑ Same as Client Info
PO #

Disposal Site Information
Please identify below location of applicable disposal facilities.
Disposal Facility:
☐ NJ ☐ NY
☐ Other:

These samples have been previously analyzed by Alpha ☐

Other project specific requirements/comments:
All samples to be analyzed for both filtered and unfiltered total metals

Please specify Metals or TAL.

Sample Filtration
☐ Done
☐ Lab to do
Preservation
☐ Lab to do
(Please Specify below)

ALPHA Lab ID (Lab Use Only)	Sample ID	Collection Date	Collection Time	Sample Matrix	Sampler's Initials	VOCs	SVOCs	Pesticides/PCBs	TAL Total Metals	NY PFAS	1,4-Dioxane			Sample Specific Comments	Total Bottle
02938-01	TW-1	1-19-22	1000	GW	25	X	X	X	X	X	X				
-02	TW-2	1-19-22	0945	GW	25	X	X	X	X	X	X				
-03	TW-3	1-19-22	1100	GW	25	X	X	X	X	X	X				
-04	MW-1	1-19-22	1330	GW	25			X	X	X	X				

Container Type	V	A	A	P	P	A	
Preservative	B	A	A	C	A	A	

Preservative Code:
A = None
B = HCl
C = HNO_3
D = H_2SO_4
E = NaOH
F = MeOH
G = $NaHSO_4$
H = $Na_2S_2O_3$
K/E = Zn Ac/NaOH
O = Other

Container Code
P = Plastic
A = Amber Glass
V = Vial
G = Glass
B = Bacteria Cup
C = Cube
O = Other
E = Encore
D = BOD Bottle

Westboro: Certification No: MA935
Mansfield: Certification No: MA015

Relinquished By:	Date/Time	Received By:	Date/Time
Mark Simone	1-19-22 14:10	[illegible]	1/19/22 14:10
[illegible]	1/19/22 16:40	Paul Magnoa	1/19/22 16:40
Paul Magnoa	1/19/22	[illegible]	1/19/22 2250

Please print clearly, legibly and completely. Samples can not be logged in and turnaround time clock will not start until any ambiguities are resolved. BY EXECUTING THIS COC, THE CLIENT HAS READ AND AGREES TO BE BOUND BY ALPHA'S TERMS & CONDITIONS. (See reverse side.)

Form No: 01-25 HC (rev. 30-Sept-2013)

ANALYTICAL REPORT

Lab Number:	L2202918
Client:	Haley & Aldrich 237 West 35th Street 16th Floor New York, NY 10123
ATTN:	Mari Cate Conlon
Phone:	(347) 271-1521
Project Name:	PHASE II 169 THIRD AVE
Project Number:	0204090
Report Date:	01/25/22

The original project report/data package is held by Alpha Analytical. This report/data package is paginated and should be reproduced only in its entirety. Alpha Analytical holds no responsibility for results and/or data that are not consistent with the original.

Certifications & Approvals: MA (M-MA030), NH NELAP (2062), CT (PH-0141), DoD (L2474), FL (E87814), IL (200081), LA (85084), ME (MA00030), MD (350), NJ (MA015), NY (11627), NC (685), OH (CL106), PA (68-02089), RI (LAO00299), TX (T104704419), VT (VT-0015), VA (460194), WA (C954), US Army Corps of Engineers, USDA (Permit #P330-17-00150), USFWS (Permit #206964).

320 Forbes Boulevard, Mansfield, MA 02048-1806
508-822-9300 (Fax) 508-822-3288 800-624-9220 - www.alphalab.com

Project Name: PHASE II 169 THIRD AVE
Project Number: 0204090

Lab Number: L2202918
Report Date: 01/25/22

Alpha Sample ID	Client ID	Matrix	Sample Location	Collection Date/Time	Receive Date
L2202918-01	SV-1	SOIL_VAPOR	169 THIRD AVE, BROOKLYN, NY	01/19/22 10:47	01/19/22
L2202918-02	SV-2	SOIL_VAPOR	169 THIRD AVE, BROOKLYN, NY	01/19/22 11:16	01/19/22
L2202918-03	SV-3	SOIL_VAPOR	169 THIRD AVE, BROOKLYN, NY	01/19/22 11:02	01/19/22
L2202918-04	SV-4	SOIL_VAPOR	169 THIRD AVE, BROOKLYN, NY	01/19/22 10:37	01/19/22
L2202918-05	SV-5	SOIL_VAPOR	169 THIRD AVE, BROOKLYN, NY	01/19/22 10:30	01/19/22
L2202918-06	SV-6	SOIL_VAPOR	169 THIRD AVE, BROOKLYN, NY	01/19/22 10:20	01/19/22

Project Name:	PHASE II 169 THIRD AVE	**Lab Number:**	L2202918
Project Number:	0204090	**Report Date:**	01/25/22

Case Narrative

The samples were received in accordance with the Chain of Custody and no significant deviations were encountered during the preparation or analysis unless otherwise noted. Sample Receipt, Container Information, and the Chain of Custody are located at the back of the report.

Results contained within this report relate only to the samples submitted under this Alpha Lab Number and meet NELAP requirements for all NELAP accredited parameters unless otherwise noted in the following narrative. The data presented in this report is organized by parameter (i.e. VOC, SVOC, etc.). Sample specific Quality Control data (i.e. Surrogate Spike Recovery) is reported at the end of the target analyte list for each individual sample, followed by the Laboratory Batch Quality Control at the end of each parameter. Tentatively Identified Compounds (TICs), if requested, are reported for compounds identified to be present and are not part of the method/program Target Compound List, even if only a subset of the TCL are being reported. If a sample was re-analyzed or re-extracted due to a required quality control corrective action and if both sets of data are reported, the Laboratory ID of the re-analysis or re-extraction is designated with an "R" or "RE", respectively.

When multiple Batch Quality Control elements are reported (e.g. more than one LCS), the associated samples for each element are noted in the grey shaded header line of each data table. Any Laboratory Batch, Sample Specific % recovery or RPD value that is outside the listed Acceptance Criteria is bolded in the report. In reference to questions H (CAM) or 4 (RCP) when "NO" is checked, the performance criteria for CAM and RCP methods allow for some quality control failures to occur and still be within method compliance. In these instances, the specific failure is not narrated but noted in the associated QC Outlier Summary Report, located directly after the Case Narrative. QC information is also incorporated in the Data Usability Assessment table (Format 11) of our Data Merger tool, where it can be reviewed in conjunction with the sample result, associated regulatory criteria and any associated data usability implications.

Soil/sediments, solids and tissues are reported on a dry weight basis unless otherwise noted. Definitions of all data qualifiers and acronyms used in this report are provided in the Glossary located at the back of the report.

HOLD POLICY - For samples submitted on hold, Alpha's policy is to hold samples (with the exception of Air canisters) free of charge for 21 calendar days from the date the project is completed. After 21 calendar days, we will dispose of all samples submitted including those put on hold unless you have contacted your Alpha Project Manager and made arrangements for Alpha to continue to hold the samples. Air canisters will be disposed after 3 business days from the date the project is completed.

Please contact Project Management at 800-624-9220 with any questions.

Project Name:	PHASE II 169 THIRD AVE	**Lab Number:**	L2202918
Project Number:	0204090	**Report Date:**	01/25/22

Case Narrative (continued)

Volatile Organics in Air

Canisters were released from the laboratory on January 18, 2022. The canister certification results are provided as an addendum.

L2202918-02D: The sample has elevated detection limits due to the dilution required by the elevated concentrations of target compounds in the sample.

Sample Receipt:

The sample designated SV-3 (L2202918-03) was cancelled by the client. The sample failed to collect, the associated flow controller was clogged upon return to the laboratory.

I, the undersigned, attest under the pains and penalties of perjury that, to the best of my knowledge and belief and based upon my personal inquiry of those responsible for providing the information contained in this analytical report, such information is accurate and complete. This certificate of analysis is not complete unless this page accompanies any and all pages of this report.

Authorized Signature: Christopher J. Anderson

Title: Technical Director/Representative Date: 01/25/22

AIR

Project Name: PHASE II 169 THIRD AVE
Project Number: 0204090
Lab Number: L2202918
Report Date: 01/25/22

SAMPLE RESULTS

Lab ID: L2202918-01
Client ID: SV-1
Sample Location: 169 THIRD AVE, BROOKLYN, NY

Date Collected: 01/19/22 10:47
Date Received: 01/19/22
Field Prep: Not Specified

Sample Depth:
Matrix: Soil_Vapor
Anaytical Method: 48,TO-15
Analytical Date: 01/22/22 18:07
Analyst: TS

	ppbV			ug/m3				
Parameter	Results	RL	MDL	Results	RL	MDL	Qualifier	Dilution Factor
Volatile Organics in Air - Mansfield Lab								
Dichlorodifluoromethane	0.501	0.200	--	2.48	0.989	--		1
Chloromethane	ND	0.200	--	ND	0.413	--		1
Freon-114	ND	0.200	--	ND	1.40	--		1
Vinyl chloride	ND	0.200	--	ND	0.511	--		1
1,3-Butadiene	1.26	0.200	--	2.79	0.442	--		1
Bromomethane	ND	0.200	--	ND	0.777	--		1
Chloroethane	ND	0.200	--	ND	0.528	--		1
Ethanol	7.12	5.00	--	13.4	9.42	--		1
Vinyl bromide	ND	0.200	--	ND	0.874	--		1
Acetone	18.6	1.00	--	44.2	2.38	--		1
Trichlorofluoromethane	ND	0.200	--	ND	1.12	--		1
Isopropanol	0.832	0.500	--	2.05	1.23	--		1
1,1-Dichloroethene	ND	0.200	--	ND	0.793	--		1
Tertiary butyl Alcohol	3.32	0.500	--	10.1	1.52	--		1
Methylene chloride	ND	0.500	--	ND	1.74	--		1
3-Chloropropene	ND	0.200	--	ND	0.626	--		1
Carbon disulfide	1.86	0.200	--	5.79	0.623	--		1
Freon-113	ND	0.200	--	ND	1.53	--		1
trans-1,2-Dichloroethene	ND	0.200	--	ND	0.793	--		1
1,1-Dichloroethane	ND	0.200	--	ND	0.809	--		1
Methyl tert butyl ether	ND	0.200	--	ND	0.721	--		1
2-Butanone	1.15	0.500	--	3.39	1.47	--		1
cis-1,2-Dichloroethene	ND	0.200	--	ND	0.793	--		1

Project Name: PHASE II 169 THIRD AVE
Project Number: 0204090
Lab Number: L2202918
Report Date: 01/25/22

SAMPLE RESULTS

Lab ID: L2202918-01
Client ID: SV-1
Sample Location: 169 THIRD AVE, BROOKLYN, NY

Date Collected: 01/19/22 10:47
Date Received: 01/19/22
Field Prep: Not Specified

Sample Depth:

Parameter	ppbV Results	ppbV RL	ppbV MDL	ug/m3 Results	ug/m3 RL	ug/m3 MDL	Qualifier	Dilution Factor
Volatile Organics in Air - Mansfield Lab								
Ethyl Acetate	ND	0.500	--	ND	1.80	--		1
Chloroform	1.55	0.200	--	7.57	0.977	--		1
Tetrahydrofuran	ND	0.500	--	ND	1.47	--		1
1,2-Dichloroethane	ND	0.200	--	ND	0.809	--		1
n-Hexane	10.2	0.200	--	35.9	0.705	--		1
1,1,1-Trichloroethane	ND	0.200	--	ND	1.09	--		1
Benzene	0.603	0.200	--	1.93	0.639	--		1
Carbon tetrachloride	ND	0.200	--	ND	1.26	--		1
Cyclohexane	0.728	0.200	--	2.51	0.688	--		1
1,2-Dichloropropane	ND	0.200	--	ND	0.924	--		1
Bromodichloromethane	ND	0.200	--	ND	1.34	--		1
1,4-Dioxane	ND	0.200	--	ND	0.721	--		1
Trichloroethene	ND	0.200	--	ND	1.07	--		1
2,2,4-Trimethylpentane	0.591	0.200	--	2.76	0.934	--		1
Heptane	3.67	0.200	--	15.0	0.820	--		1
cis-1,3-Dichloropropene	ND	0.200	--	ND	0.908	--		1
4-Methyl-2-pentanone	ND	0.500	--	ND	2.05	--		1
trans-1,3-Dichloropropene	ND	0.200	--	ND	0.908	--		1
1,1,2-Trichloroethane	ND	0.200	--	ND	1.09	--		1
Toluene	1.08	0.200	--	4.07	0.754	--		1
2-Hexanone	ND	0.200	--	ND	0.820	--		1
Dibromochloromethane	ND	0.200	--	ND	1.70	--		1
1,2-Dibromoethane	ND	0.200	--	ND	1.54	--		1
Tetrachloroethene	2.14	0.200	--	14.5	1.36	--		1
Chlorobenzene	ND	0.200	--	ND	0.921	--		1
Ethylbenzene	ND	0.200	--	ND	0.869	--		1

Project Name: PHASE II 169 THIRD AVE
Project Number: 0204090
Lab Number: L2202918
Report Date: 01/25/22

SAMPLE RESULTS

Lab ID: L2202918-01
Client ID: SV-1
Sample Location: 169 THIRD AVE, BROOKLYN, NY

Date Collected: 01/19/22 10:47
Date Received: 01/19/22
Field Prep: Not Specified

Sample Depth:

Parameter	ppbV Results	ppbV RL	ppbV MDL	ug/m3 Results	ug/m3 RL	ug/m3 MDL	Qualifier	Dilution Factor
Volatile Organics in Air - Mansfield Lab								
p/m-Xylene	ND	0.400	--	ND	1.74	--		1
Bromoform	ND	0.200	--	ND	2.07	--		1
Styrene	ND	0.200	--	ND	0.852	--		1
1,1,2,2-Tetrachloroethane	ND	0.200	--	ND	1.37	--		1
o-Xylene	ND	0.200	--	ND	0.869	--		1
4-Ethyltoluene	ND	0.200	--	ND	0.983	--		1
1,3,5-Trimethylbenzene	ND	0.200	--	ND	0.983	--		1
1,2,4-Trimethylbenzene	ND	0.200	--	ND	0.983	--		1
Benzyl chloride	ND	0.200	--	ND	1.04	--		1
1,3-Dichlorobenzene	ND	0.200	--	ND	1.20	--		1
1,4-Dichlorobenzene	ND	0.200	--	ND	1.20	--		1
1,2-Dichlorobenzene	ND	0.200	--	ND	1.20	--		1
1,2,4-Trichlorobenzene	ND	0.200	--	ND	1.48	--		1
Hexachlorobutadiene	ND	0.200	--	ND	2.13	--		1

Internal Standard	% Recovery	Qualifier	Acceptance Criteria
1,4-Difluorobenzene	93		60-140
Bromochloromethane	93		60-140
chlorobenzene-d5	94		60-140

Project Name: PHASE II 169 THIRD AVE
Project Number: 0204090
Lab Number: L2202918
Report Date: 01/25/22

SAMPLE RESULTS

Lab ID: L2202918-02 D
Client ID: SV-2
Sample Location: 169 THIRD AVE, BROOKLYN, NY

Date Collected: 01/19/22 11:16
Date Received: 01/19/22
Field Prep: Not Specified

Sample Depth:
Matrix: Soil_Vapor
Anaytical Method: 48,TO-15
Analytical Date: 01/22/22 18:43
Analyst: TS

	ppbV			ug/m3				
Parameter	Results	RL	MDL	Results	RL	MDL	Qualifier	Dilution Factor
Volatile Organics in Air - Mansfield Lab								
Dichlorodifluoromethane	ND	2.50	--	ND	12.4	--		12.5
Chloromethane	ND	2.50	--	ND	5.16	--		12.5
Freon-114	ND	2.50	--	ND	17.5	--		12.5
Vinyl chloride	ND	2.50	--	ND	6.39	--		12.5
1,3-Butadiene	ND	2.50	--	ND	5.53	--		12.5
Bromomethane	ND	2.50	--	ND	9.71	--		12.5
Chloroethane	ND	2.50	--	ND	6.60	--		12.5
Ethanol	ND	62.5	--	ND	118	--		12.5
Vinyl bromide	ND	2.50	--	ND	10.9	--		12.5
Acetone	ND	12.5	--	ND	29.7	--		12.5
Trichlorofluoromethane	ND	2.50	--	ND	14.0	--		12.5
Isopropanol	ND	6.25	--	ND	15.4	--		12.5
1,1-Dichloroethene	ND	2.50	--	ND	9.91	--		12.5
Tertiary butyl Alcohol	6.48	6.25	--	19.6	18.9	--		12.5
Methylene chloride	ND	6.25	--	ND	21.7	--		12.5
3-Chloropropene	ND	2.50	--	ND	7.83	--		12.5
Carbon disulfide	ND	2.50	--	ND	7.79	--		12.5
Freon-113	ND	2.50	--	ND	19.2	--		12.5
trans-1,2-Dichloroethene	ND	2.50	--	ND	9.91	--		12.5
1,1-Dichloroethane	ND	2.50	--	ND	10.1	--		12.5
Methyl tert butyl ether	ND	2.50	--	ND	9.01	--		12.5
2-Butanone	ND	6.25	--	ND	18.4	--		12.5
cis-1,2-Dichloroethene	ND	2.50	--	ND	9.91	--		12.5

Project Name: PHASE II 169 THIRD AVE
Project Number: 0204090
Lab Number: L2202918
Report Date: 01/25/22

SAMPLE RESULTS

Lab ID: L2202918-02 D
Client ID: SV-2
Sample Location: 169 THIRD AVE, BROOKLYN, NY

Date Collected: 01/19/22 11:16
Date Received: 01/19/22
Field Prep: Not Specified

Sample Depth:

Parameter	ppbV Results	ppbV RL	ppbV MDL	ug/m3 Results	ug/m3 RL	ug/m3 MDL	Qualifier	Dilution Factor
Volatile Organics in Air - Mansfield Lab								
Ethyl Acetate	ND	6.25	--	ND	22.5	--		12.5
Chloroform	ND	2.50	--	ND	12.2	--		12.5
Tetrahydrofuran	ND	6.25	--	ND	18.4	--		12.5
1,2-Dichloroethane	ND	2.50	--	ND	10.1	--		12.5
n-Hexane	ND	2.50	--	ND	8.81	--		12.5
1,1,1-Trichloroethane	ND	2.50	--	ND	13.6	--		12.5
Benzene	ND	2.50	--	ND	7.99	--		12.5
Carbon tetrachloride	ND	2.50	--	ND	15.7	--		12.5
Cyclohexane	2.88	2.50	--	9.91	8.61	--		12.5
1,2-Dichloropropane	ND	2.50	--	ND	11.6	--		12.5
Bromodichloromethane	ND	2.50	--	ND	16.7	--		12.5
1,4-Dioxane	ND	2.50	--	ND	9.01	--		12.5
Trichloroethene	ND	2.50	--	ND	13.4	--		12.5
2,2,4-Trimethylpentane	676	2.50	--	3160	11.7	--		12.5
Heptane	ND	2.50	--	ND	10.2	--		12.5
cis-1,3-Dichloropropene	ND	2.50	--	ND	11.3	--		12.5
4-Methyl-2-pentanone	ND	6.25	--	ND	25.6	--		12.5
trans-1,3-Dichloropropene	ND	2.50	--	ND	11.3	--		12.5
1,1,2-Trichloroethane	ND	2.50	--	ND	13.6	--		12.5
Toluene	ND	2.50	--	ND	9.42	--		12.5
2-Hexanone	ND	2.50	--	ND	10.2	--		12.5
Dibromochloromethane	ND	2.50	--	ND	21.3	--		12.5
1,2-Dibromoethane	ND	2.50	--	ND	19.2	--		12.5
Tetrachloroethene	ND	2.50	--	ND	17.0	--		12.5
Chlorobenzene	ND	2.50	--	ND	11.5	--		12.5
Ethylbenzene	ND	2.50	--	ND	10.9	--		12.5

Project Name: PHASE II 169 THIRD AVE
Project Number: 0204090
Lab Number: L2202918
Report Date: 01/25/22

SAMPLE RESULTS

Lab ID: L2202918-02 D
Client ID: SV-2
Sample Location: 169 THIRD AVE, BROOKLYN, NY

Date Collected: 01/19/22 11:16
Date Received: 01/19/22
Field Prep: Not Specified

Sample Depth:

Parameter	ppbV Results	ppbV RL	ppbV MDL	ug/m3 Results	ug/m3 RL	ug/m3 MDL	Qualifier	Dilution Factor
Volatile Organics in Air - Mansfield Lab								
p/m-Xylene	ND	5.00	--	ND	21.7	--		12.5
Bromoform	ND	2.50	--	ND	25.8	--		12.5
Styrene	ND	2.50	--	ND	10.6	--		12.5
1,1,2,2-Tetrachloroethane	ND	2.50	--	ND	17.2	--		12.5
o-Xylene	ND	2.50	--	ND	10.9	--		12.5
4-Ethyltoluene	ND	2.50	--	ND	12.3	--		12.5
1,3,5-Trimethylbenzene	ND	2.50	--	ND	12.3	--		12.5
1,2,4-Trimethylbenzene	ND	2.50	--	ND	12.3	--		12.5
Benzyl chloride	ND	2.50	--	ND	12.9	--		12.5
1,3-Dichlorobenzene	ND	2.50	--	ND	15.0	--		12.5
1,4-Dichlorobenzene	ND	2.50	--	ND	15.0	--		12.5
1,2-Dichlorobenzene	ND	2.50	--	ND	15.0	--		12.5
1,2,4-Trichlorobenzene	ND	2.50	--	ND	18.6	--		12.5
Hexachlorobutadiene	ND	2.50	--	ND	26.7	--		12.5

Internal Standard	% Recovery	Qualifier	Acceptance Criteria
1,4-Difluorobenzene	95		60-140
Bromochloromethane	93		60-140
chlorobenzene-d5	96		60-140

Project Name: PHASE II 169 THIRD AVE
Project Number: 0204090
Lab Number: L2202918
Report Date: 01/25/22

SAMPLE RESULTS

Lab ID: L2202918-04
Client ID: SV-4
Sample Location: 169 THIRD AVE, BROOKLYN, NY

Date Collected: 01/19/22 10:37
Date Received: 01/19/22
Field Prep: Not Specified

Sample Depth:
Matrix: Soil_Vapor
Anaytical Method: 48,TO-15
Analytical Date: 01/22/22 19:21
Analyst: TS

	ppbV			ug/m3				
Parameter	Results	RL	MDL	Results	RL	MDL	Qualifier	Dilution Factor
Volatile Organics in Air - Mansfield Lab								
Dichlorodifluoromethane	0.512	0.200	--	2.53	0.989	--		1
Chloromethane	ND	0.200	--	ND	0.413	--		1
Freon-114	ND	0.200	--	ND	1.40	--		1
Vinyl chloride	ND	0.200	--	ND	0.511	--		1
1,3-Butadiene	0.275	0.200	--	0.608	0.442	--		1
Bromomethane	ND	0.200	--	ND	0.777	--		1
Chloroethane	ND	0.200	--	ND	0.528	--		1
Ethanol	23.6	5.00	--	44.5	9.42	--		1
Vinyl bromide	ND	0.200	--	ND	0.874	--		1
Acetone	77.3	1.00	--	184	2.38	--		1
Trichlorofluoromethane	0.204	0.200	--	1.15	1.12	--		1
Isopropanol	2.23	0.500	--	5.48	1.23	--		1
1,1-Dichloroethene	ND	0.200	--	ND	0.793	--		1
Tertiary butyl Alcohol	4.05	0.500	--	12.3	1.52	--		1
Methylene chloride	ND	0.500	--	ND	1.74	--		1
3-Chloropropene	ND	0.200	--	ND	0.626	--		1
Carbon disulfide	ND	0.200	--	ND	0.623	--		1
Freon-113	ND	0.200	--	ND	1.53	--		1
trans-1,2-Dichloroethene	ND	0.200	--	ND	0.793	--		1
1,1-Dichloroethane	ND	0.200	--	ND	0.809	--		1
Methyl tert butyl ether	ND	0.200	--	ND	0.721	--		1
2-Butanone	33.6	0.500	--	99.1	1.47	--		1
cis-1,2-Dichloroethene	ND	0.200	--	ND	0.793	--		1

Project Name: PHASE II 169 THIRD AVE
Project Number: 0204090
Lab Number: L2202918
Report Date: 01/25/22

SAMPLE RESULTS

Lab ID: L2202918-04
Client ID: SV-4
Sample Location: 169 THIRD AVE, BROOKLYN, NY

Date Collected: 01/19/22 10:37
Date Received: 01/19/22
Field Prep: Not Specified

Sample Depth:

Parameter	ppbV Results	ppbV RL	ppbV MDL	ug/m3 Results	ug/m3 RL	ug/m3 MDL	Qualifier	Dilution Factor
Volatile Organics in Air - Mansfield Lab								
Ethyl Acetate	0.844	0.500	--	3.04	1.80	--		1
Chloroform	10.5	0.200	--	51.3	0.977	--		1
Tetrahydrofuran	2.37	0.500	--	6.99	1.47	--		1
1,2-Dichloroethane	ND	0.200	--	ND	0.809	--		1
n-Hexane	0.421	0.200	--	1.48	0.705	--		1
1,1,1-Trichloroethane	ND	0.200	--	ND	1.09	--		1
Benzene	0.509	0.200	--	1.63	0.639	--		1
Carbon tetrachloride	ND	0.200	--	ND	1.26	--		1
Cyclohexane	0.230	0.200	--	0.792	0.688	--		1
1,2-Dichloropropane	ND	0.200	--	ND	0.924	--		1
Bromodichloromethane	0.528	0.200	--	3.54	1.34	--		1
1,4-Dioxane	ND	0.200	--	ND	0.721	--		1
Trichloroethene	0.256	0.200	--	1.38	1.07	--		1
2,2,4-Trimethylpentane	15.7	0.200	--	73.3	0.934	--		1
Heptane	0.277	0.200	--	1.14	0.820	--		1
cis-1,3-Dichloropropene	ND	0.200	--	ND	0.908	--		1
4-Methyl-2-pentanone	3.94	0.500	--	16.1	2.05	--		1
trans-1,3-Dichloropropene	ND	0.200	--	ND	0.908	--		1
1,1,2-Trichloroethane	ND	0.200	--	ND	1.09	--		1
Toluene	0.958	0.200	--	3.61	0.754	--		1
2-Hexanone	0.849	0.200	--	3.48	0.820	--		1
Dibromochloromethane	0.201	0.200	--	1.71	1.70	--		1
1,2-Dibromoethane	ND	0.200	--	ND	1.54	--		1
Tetrachloroethene	1.01	0.200	--	6.85	1.36	--		1
Chlorobenzene	ND	0.200	--	ND	0.921	--		1
Ethylbenzene	ND	0.200	--	ND	0.869	--		1

Project Name: PHASE II 169 THIRD AVE
Project Number: 0204090
Lab Number: L2202918
Report Date: 01/25/22

SAMPLE RESULTS

Lab ID: L2202918-04
Client ID: SV-4
Sample Location: 169 THIRD AVE, BROOKLYN, NY

Date Collected: 01/19/22 10:37
Date Received: 01/19/22
Field Prep: Not Specified

Sample Depth:

Parameter	ppbV Results	ppbV RL	ppbV MDL	ug/m3 Results	ug/m3 RL	ug/m3 MDL	Qualifier	Dilution Factor
Volatile Organics in Air - Mansfield Lab								
p/m-Xylene	ND	0.400	--	ND	1.74	--		1
Bromoform	ND	0.200	--	ND	2.07	--		1
Styrene	ND	0.200	--	ND	0.852	--		1
1,1,2,2-Tetrachloroethane	ND	0.200	--	ND	1.37	--		1
o-Xylene	ND	0.200	--	ND	0.869	--		1
4-Ethyltoluene	ND	0.200	--	ND	0.983	--		1
1,3,5-Trimethylbenzene	ND	0.200	--	ND	0.983	--		1
1,2,4-Trimethylbenzene	ND	0.200	--	ND	0.983	--		1
Benzyl chloride	ND	0.200	--	ND	1.04	--		1
1,3-Dichlorobenzene	ND	0.200	--	ND	1.20	--		1
1,4-Dichlorobenzene	ND	0.200	--	ND	1.20	--		1
1,2-Dichlorobenzene	ND	0.200	--	ND	1.20	--		1
1,2,4-Trichlorobenzene	ND	0.200	--	ND	1.48	--		1
Hexachlorobutadiene	ND	0.200	--	ND	2.13	--		1

Internal Standard	% Recovery	Qualifier	Acceptance Criteria
1,4-Difluorobenzene	95		60-140
Bromochloromethane	95		60-140
chlorobenzene-d5	96		60-140

Project Name: PHASE II 169 THIRD AVE
Project Number: 0204090
Lab Number: L2202918
Report Date: 01/25/22

SAMPLE RESULTS

Lab ID: L2202918-05
Client ID: SV-5
Sample Location: 169 THIRD AVE, BROOKLYN, NY

Date Collected: 01/19/22 10:30
Date Received: 01/19/22
Field Prep: Not Specified

Sample Depth:
Matrix: Soil_Vapor
Anaytical Method: 48,TO-15
Analytical Date: 01/22/22 20:00
Analyst: TS

	ppbV			ug/m3				
Parameter	Results	RL	MDL	Results	RL	MDL	Qualifier	Dilution Factor
Volatile Organics in Air - Mansfield Lab								
Dichlorodifluoromethane	0.503	0.200	--	2.49	0.989	--		1
Chloromethane	ND	0.200	--	ND	0.413	--		1
Freon-114	ND	0.200	--	ND	1.40	--		1
Vinyl chloride	ND	0.200	--	ND	0.511	--		1
1,3-Butadiene	ND	0.200	--	ND	0.442	--		1
Bromomethane	ND	0.200	--	ND	0.777	--		1
Chloroethane	ND	0.200	--	ND	0.528	--		1
Ethanol	ND	5.00	--	ND	9.42	--		1
Vinyl bromide	ND	0.200	--	ND	0.874	--		1
Acetone	7.17	1.00	--	17.0	2.38	--		1
Trichlorofluoromethane	0.208	0.200	--	1.17	1.12	--		1
Isopropanol	0.602	0.500	--	1.48	1.23	--		1
1,1-Dichloroethene	ND	0.200	--	ND	0.793	--		1
Tertiary butyl Alcohol	1.22	0.500	--	3.70	1.52	--		1
Methylene chloride	ND	0.500	--	ND	1.74	--		1
3-Chloropropene	ND	0.200	--	ND	0.626	--		1
Carbon disulfide	ND	0.200	--	ND	0.623	--		1
Freon-113	ND	0.200	--	ND	1.53	--		1
trans-1,2-Dichloroethene	ND	0.200	--	ND	0.793	--		1
1,1-Dichloroethane	ND	0.200	--	ND	0.809	--		1
Methyl tert butyl ether	ND	0.200	--	ND	0.721	--		1
2-Butanone	ND	0.500	--	ND	1.47	--		1
cis-1,2-Dichloroethene	ND	0.200	--	ND	0.793	--		1

Project Name: PHASE II 169 THIRD AVE
Project Number: 0204090
Lab Number: L2202918
Report Date: 01/25/22

SAMPLE RESULTS

Lab ID: L2202918-05
Client ID: SV-5
Sample Location: 169 THIRD AVE, BROOKLYN, NY

Date Collected: 01/19/22 10:30
Date Received: 01/19/22
Field Prep: Not Specified

Sample Depth:

Parameter	ppbV Results	ppbV RL	ppbV MDL	ug/m3 Results	ug/m3 RL	ug/m3 MDL	Qualifier	Dilution Factor
Volatile Organics in Air - Mansfield Lab								
Ethyl Acetate	ND	0.500	--	ND	1.80	--		1
Chloroform	ND	0.200	--	ND	0.977	--		1
Tetrahydrofuran	ND	0.500	--	ND	1.47	--		1
1,2-Dichloroethane	ND	0.200	--	ND	0.809	--		1
n-Hexane	ND	0.200	--	ND	0.705	--		1
1,1,1-Trichloroethane	ND	0.200	--	ND	1.09	--		1
Benzene	ND	0.200	--	ND	0.639	--		1
Carbon tetrachloride	ND	0.200	--	ND	1.26	--		1
Cyclohexane	ND	0.200	--	ND	0.688	--		1
1,2-Dichloropropane	ND	0.200	--	ND	0.924	--		1
Bromodichloromethane	ND	0.200	--	ND	1.34	--		1
1,4-Dioxane	ND	0.200	--	ND	0.721	--		1
Trichloroethene	ND	0.200	--	ND	1.07	--		1
2,2,4-Trimethylpentane	6.46	0.200	--	30.2	0.934	--		1
Heptane	ND	0.200	--	ND	0.820	--		1
cis-1,3-Dichloropropene	ND	0.200	--	ND	0.908	--		1
4-Methyl-2-pentanone	ND	0.500	--	ND	2.05	--		1
trans-1,3-Dichloropropene	ND	0.200	--	ND	0.908	--		1
1,1,2-Trichloroethane	ND	0.200	--	ND	1.09	--		1
Toluene	0.720	0.200	--	2.71	0.754	--		1
2-Hexanone	ND	0.200	--	ND	0.820	--		1
Dibromochloromethane	ND	0.200	--	ND	1.70	--		1
1,2-Dibromoethane	ND	0.200	--	ND	1.54	--		1
Tetrachloroethene	ND	0.200	--	ND	1.36	--		1
Chlorobenzene	ND	0.200	--	ND	0.921	--		1
Ethylbenzene	ND	0.200	--	ND	0.869	--		1

Project Name: PHASE II 169 THIRD AVE
Project Number: 0204090
Lab Number: L2202918
Report Date: 01/25/22

SAMPLE RESULTS

Lab ID: L2202918-05
Client ID: SV-5
Sample Location: 169 THIRD AVE, BROOKLYN, NY

Date Collected: 01/19/22 10:30
Date Received: 01/19/22
Field Prep: Not Specified

Sample Depth:

Parameter	ppbV Results	ppbV RL	ppbV MDL	ug/m3 Results	ug/m3 RL	ug/m3 MDL	Qualifier	Dilution Factor
Volatile Organics in Air - Mansfield Lab								
p/m-Xylene	ND	0.400	--	ND	1.74	--		1
Bromoform	ND	0.200	--	ND	2.07	--		1
Styrene	ND	0.200	--	ND	0.852	--		1
1,1,2,2-Tetrachloroethane	ND	0.200	--	ND	1.37	--		1
o-Xylene	ND	0.200	--	ND	0.869	--		1
4-Ethyltoluene	ND	0.200	--	ND	0.983	--		1
1,3,5-Trimethylbenzene	ND	0.200	--	ND	0.983	--		1
1,2,4-Trimethylbenzene	ND	0.200	--	ND	0.983	--		1
Benzyl chloride	ND	0.200	--	ND	1.04	--		1
1,3-Dichlorobenzene	ND	0.200	--	ND	1.20	--		1
1,4-Dichlorobenzene	ND	0.200	--	ND	1.20	--		1
1,2-Dichlorobenzene	ND	0.200	--	ND	1.20	--		1
1,2,4-Trichlorobenzene	ND	0.200	--	ND	1.48	--		1
Hexachlorobutadiene	ND	0.200	--	ND	2.13	--		1

Internal Standard	% Recovery	Qualifier	Acceptance Criteria
1,4-Difluorobenzene	94		60-140
Bromochloromethane	96		60-140
chlorobenzene-d5	98		60-140

Project Name: PHASE II 169 THIRD AVE
Project Number: 0204090
Lab Number: L2202918
Report Date: 01/25/22

SAMPLE RESULTS

Lab ID: L2202918-06
Client ID: SV-6
Sample Location: 169 THIRD AVE, BROOKLYN, NY

Date Collected: 01/19/22 10:20
Date Received: 01/19/22
Field Prep: Not Specified

Sample Depth:
Matrix: Soil_Vapor
Anaytical Method: 48,TO-15
Analytical Date: 01/22/22 21:17
Analyst: TS

	ppbV			ug/m3				
Parameter	Results	RL	MDL	Results	RL	MDL	Qualifier	Dilution Factor
Volatile Organics in Air - Mansfield Lab								
Dichlorodifluoromethane	0.517	0.200	--	2.56	0.989	--		1
Chloromethane	0.314	0.200	--	0.648	0.413	--		1
Freon-114	ND	0.200	--	ND	1.40	--		1
Vinyl chloride	ND	0.200	--	ND	0.511	--		1
1,3-Butadiene	0.374	0.200	--	0.827	0.442	--		1
Bromomethane	ND	0.200	--	ND	0.777	--		1
Chloroethane	ND	0.200	--	ND	0.528	--		1
Ethanol	11.3	5.00	--	21.3	9.42	--		1
Vinyl bromide	ND	0.200	--	ND	0.874	--		1
Acetone	24.1	1.00	--	57.2	2.38	--		1
Trichlorofluoromethane	0.219	0.200	--	1.23	1.12	--		1
Isopropanol	0.797	0.500	--	1.96	1.23	--		1
1,1-Dichloroethene	ND	0.200	--	ND	0.793	--		1
Tertiary butyl Alcohol	1.34	0.500	--	4.06	1.52	--		1
Methylene chloride	ND	0.500	--	ND	1.74	--		1
3-Chloropropene	ND	0.200	--	ND	0.626	--		1
Carbon disulfide	10.3	0.200	--	32.1	0.623	--		1
Freon-113	ND	0.200	--	ND	1.53	--		1
trans-1,2-Dichloroethene	ND	0.200	--	ND	0.793	--		1
1,1-Dichloroethane	ND	0.200	--	ND	0.809	--		1
Methyl tert butyl ether	ND	0.200	--	ND	0.721	--		1
2-Butanone	7.20	0.500	--	21.2	1.47	--		1
cis-1,2-Dichloroethene	ND	0.200	--	ND	0.793	--		1

Project Name: PHASE II 169 THIRD AVE
Project Number: 0204090
Lab Number: L2202918
Report Date: 01/25/22

SAMPLE RESULTS

Lab ID: L2202918-06
Client ID: SV-6
Sample Location: 169 THIRD AVE, BROOKLYN, NY

Date Collected: 01/19/22 10:20
Date Received: 01/19/22
Field Prep: Not Specified

Sample Depth:

Parameter	ppbV Results	ppbV RL	ppbV MDL	ug/m3 Results	ug/m3 RL	ug/m3 MDL	Qualifier	Dilution Factor
Volatile Organics in Air - Mansfield Lab								
Ethyl Acetate	ND	0.500	--	ND	1.80	--		1
Chloroform	ND	0.200	--	ND	0.977	--		1
Tetrahydrofuran	ND	0.500	--	ND	1.47	--		1
1,2-Dichloroethane	ND	0.200	--	ND	0.809	--		1
n-Hexane	3.88	0.200	--	13.7	0.705	--		1
1,1,1-Trichloroethane	ND	0.200	--	ND	1.09	--		1
Benzene	4.30	0.200	--	13.7	0.639	--		1
Carbon tetrachloride	ND	0.200	--	ND	1.26	--		1
Cyclohexane	0.984	0.200	--	3.39	0.688	--		1
1,2-Dichloropropane	ND	0.200	--	ND	0.924	--		1
Bromodichloromethane	ND	0.200	--	ND	1.34	--		1
1,4-Dioxane	ND	0.200	--	ND	0.721	--		1
Trichloroethene	ND	0.200	--	ND	1.07	--		1
2,2,4-Trimethylpentane	49.9	0.200	--	233	0.934	--		1
Heptane	1.34	0.200	--	5.49	0.820	--		1
cis-1,3-Dichloropropene	ND	0.200	--	ND	0.908	--		1
4-Methyl-2-pentanone	2.81	0.500	--	11.5	2.05	--		1
trans-1,3-Dichloropropene	ND	0.200	--	ND	0.908	--		1
1,1,2-Trichloroethane	ND	0.200	--	ND	1.09	--		1
Toluene	1.67	0.200	--	6.29	0.754	--		1
2-Hexanone	ND	0.200	--	ND	0.820	--		1
Dibromochloromethane	ND	0.200	--	ND	1.70	--		1
1,2-Dibromoethane	ND	0.200	--	ND	1.54	--		1
Tetrachloroethene	0.612	0.200	--	4.15	1.36	--		1
Chlorobenzene	ND	0.200	--	ND	0.921	--		1
Ethylbenzene	ND	0.200	--	ND	0.869	--		1

Project Name: PHASE II 169 THIRD AVE
Project Number: 0204090
Lab Number: L2202918
Report Date: 01/25/22

SAMPLE RESULTS

Lab ID: L2202918-06
Client ID: SV-6
Sample Location: 169 THIRD AVE, BROOKLYN, NY

Date Collected: 01/19/22 10:20
Date Received: 01/19/22
Field Prep: Not Specified

Sample Depth:

Parameter	ppbV Results	ppbV RL	ppbV MDL	ug/m3 Results	ug/m3 RL	ug/m3 MDL	Qualifier	Dilution Factor
Volatile Organics in Air - Mansfield Lab								
p/m-Xylene	0.538	0.400	--	2.34	1.74	--		1
Bromoform	ND	0.200	--	ND	2.07	--		1
Styrene	ND	0.200	--	ND	0.852	--		1
1,1,2,2-Tetrachloroethane	ND	0.200	--	ND	1.37	--		1
o-Xylene	0.257	0.200	--	1.12	0.869	--		1
4-Ethyltoluene	ND	0.200	--	ND	0.983	--		1
1,3,5-Trimethylbenzene	ND	0.200	--	ND	0.983	--		1
1,2,4-Trimethylbenzene	ND	0.200	--	ND	0.983	--		1
Benzyl chloride	ND	0.200	--	ND	1.04	--		1
1,3-Dichlorobenzene	ND	0.200	--	ND	1.20	--		1
1,4-Dichlorobenzene	ND	0.200	--	ND	1.20	--		1
1,2-Dichlorobenzene	ND	0.200	--	ND	1.20	--		1
1,2,4-Trichlorobenzene	ND	0.200	--	ND	1.48	--		1
Hexachlorobutadiene	ND	0.200	--	ND	2.13	--		1

Internal Standard	% Recovery	Qualifier	Acceptance Criteria
1,4-Difluorobenzene	96		60-140
Bromochloromethane	94		60-140
chlorobenzene-d5	96		60-140

Project Name: PHASE II 169 THIRD AVE **Lab Number:** L2202918

Project Number: 0204090 **Report Date:** 01/25/22

Method Blank Analysis
Batch Quality Control

Analytical Method: 48,TO-15
Analytical Date: 01/22/22 14:02

Parameter	ppbV Results	ppbV RL	ppbV MDL	ug/m3 Results	ug/m3 RL	ug/m3 MDL	Qualifier	Dilution Factor
Volatile Organics in Air - Mansfield Lab for sample(s): 01-02,04-06 Batch: WG1597051-4								
Dichlorodifluoromethane	ND	0.200	--	ND	0.989	--		1
Chloromethane	ND	0.200	--	ND	0.413	--		1
Freon-114	ND	0.200	--	ND	1.40	--		1
Vinyl chloride	ND	0.200	--	ND	0.511	--		1
1,3-Butadiene	ND	0.200	--	ND	0.442	--		1
Bromomethane	ND	0.200	--	ND	0.777	--		1
Chloroethane	ND	0.200	--	ND	0.528	--		1
Ethanol	ND	5.00	--	ND	9.42	--		1
Vinyl bromide	ND	0.200	--	ND	0.874	--		1
Acetone	ND	1.00	--	ND	2.38	--		1
Trichlorofluoromethane	ND	0.200	--	ND	1.12	--		1
Isopropanol	ND	0.500	--	ND	1.23	--		1
1,1-Dichloroethene	ND	0.200	--	ND	0.793	--		1
Tertiary butyl Alcohol	ND	0.500	--	ND	1.52	--		1
Methylene chloride	ND	0.500	--	ND	1.74	--		1
3-Chloropropene	ND	0.200	--	ND	0.626	--		1
Carbon disulfide	ND	0.200	--	ND	0.623	--		1
Freon-113	ND	0.200	--	ND	1.53	--		1
trans-1,2-Dichloroethene	ND	0.200	--	ND	0.793	--		1
1,1-Dichloroethane	ND	0.200	--	ND	0.809	--		1
Methyl tert butyl ether	ND	0.200	--	ND	0.721	--		1
2-Butanone	ND	0.500	--	ND	1.47	--		1
cis-1,2-Dichloroethene	ND	0.200	--	ND	0.793	--		1
Ethyl Acetate	ND	0.500	--	ND	1.80	--		1
Chloroform	ND	0.200	--	ND	0.977	--		1

Project Name: PHASE II 169 THIRD AVE **Lab Number:** L2202918

Project Number: 0204090 **Report Date:** 01/25/22

Method Blank Analysis
Batch Quality Control

Analytical Method: 48,TO-15
Analytical Date: 01/22/22 14:02

Parameter	ppbV Results	ppbV RL	ppbV MDL	ug/m3 Results	ug/m3 RL	ug/m3 MDL	Qualifier	Dilution Factor
Volatile Organics in Air - Mansfield Lab for sample(s): 01-02,04-06 Batch: WG1597051-4								
Tetrahydrofuran	ND	0.500	--	ND	1.47	--		1
1,2-Dichloroethane	ND	0.200	--	ND	0.809	--		1
n-Hexane	ND	0.200	--	ND	0.705	--		1
1,1,1-Trichloroethane	ND	0.200	--	ND	1.09	--		1
Benzene	ND	0.200	--	ND	0.639	--		1
Carbon tetrachloride	ND	0.200	--	ND	1.26	--		1
Cyclohexane	ND	0.200	--	ND	0.688	--		1
1,2-Dichloropropane	ND	0.200	--	ND	0.924	--		1
Bromodichloromethane	ND	0.200	--	ND	1.34	--		1
1,4-Dioxane	ND	0.200	--	ND	0.721	--		1
Trichloroethene	ND	0.200	--	ND	1.07	--		1
2,2,4-Trimethylpentane	ND	0.200	--	ND	0.934	--		1
Heptane	ND	0.200	--	ND	0.820	--		1
cis-1,3-Dichloropropene	ND	0.200	--	ND	0.908	--		1
4-Methyl-2-pentanone	ND	0.500	--	ND	2.05	--		1
trans-1,3-Dichloropropene	ND	0.200	--	ND	0.908	--		1
1,1,2-Trichloroethane	ND	0.200	--	ND	1.09	--		1
Toluene	ND	0.200	--	ND	0.754	--		1
2-Hexanone	ND	0.200	--	ND	0.820	--		1
Dibromochloromethane	ND	0.200	--	ND	1.70	--		1
1,2-Dibromoethane	ND	0.200	--	ND	1.54	--		1
Tetrachloroethene	ND	0.200	--	ND	1.36	--		1
Chlorobenzene	ND	0.200	--	ND	0.921	--		1
Ethylbenzene	ND	0.200	--	ND	0.869	--		1
p/m-Xylene	ND	0.400	--	ND	1.74	--		1

Project Name: PHASE II 169 THIRD AVE
Project Number: 0204090

Lab Number: L2202918
Report Date: 01/25/22

Method Blank Analysis
Batch Quality Control

Analytical Method: 48,TO-15
Analytical Date: 01/22/22 14:02

Parameter	ppbV Results	ppbV RL	ppbV MDL	ug/m3 Results	ug/m3 RL	ug/m3 MDL	Qualifier	Dilution Factor
Volatile Organics in Air - Mansfield Lab for sample(s): 01-02,04-06 Batch: WG1597051-4								
Bromoform	ND	0.200	--	ND	2.07	--		1
Styrene	ND	0.200	--	ND	0.852	--		1
1,1,2,2-Tetrachloroethane	ND	0.200	--	ND	1.37	--		1
o-Xylene	ND	0.200	--	ND	0.869	--		1
4-Ethyltoluene	ND	0.200	--	ND	0.983	--		1
1,3,5-Trimethylbenzene	ND	0.200	--	ND	0.983	--		1
1,2,4-Trimethylbenzene	ND	0.200	--	ND	0.983	--		1
Benzyl chloride	ND	0.200	--	ND	1.04	--		1
1,3-Dichlorobenzene	ND	0.200	--	ND	1.20	--		1
1,4-Dichlorobenzene	ND	0.200	--	ND	1.20	--		1
1,2-Dichlorobenzene	ND	0.200	--	ND	1.20	--		1
1,2,4-Trichlorobenzene	ND	0.200	--	ND	1.48	--		1
Hexachlorobutadiene	ND	0.200	--	ND	2.13	--		1

Lab Control Sample Analysis
Batch Quality Control

Project Name: PHASE II 169 THIRD AVE
Project Number: 0204090

Lab Number: L2202918
Report Date: 01/25/22

Parameter	LCS %Recovery	Qual	LCSD %Recovery	Qual	%Recovery Limits	RPD	Qual	RPD Limits
Volatile Organics in Air - Mansfield Lab Associated sample(s): 01-02,04-06 Batch: WG1597051-3								
Dichlorodifluoromethane	95		-		70-130	-		
Chloromethane	89		-		70-130	-		
Freon-114	94		-		70-130	-		
Vinyl chloride	85		-		70-130	-		
1,3-Butadiene	90		-		70-130	-		
Bromomethane	86		-		70-130	-		
Chloroethane	88		-		70-130	-		
Ethanol	104		-		40-160	-		
Vinyl bromide	94		-		70-130	-		
Acetone	103		-		40-160	-		
Trichlorofluoromethane	96		-		70-130	-		
Isopropanol	97		-		40-160	-		
1,1-Dichloroethene	89		-		70-130	-		
Tertiary butyl Alcohol	84		-		70-130	-		
Methylene chloride	101		-		70-130	-		
3-Chloropropene	110		-		70-130	-		
Carbon disulfide	113		-		70-130	-		
Freon-113	112		-		70-130	-		
trans-1,2-Dichloroethene	95		-		70-130	-		
1,1-Dichloroethane	101		-		70-130	-		
Methyl tert butyl ether	100		-		70-130	-		
2-Butanone	97		-		70-130	-		
cis-1,2-Dichloroethene	99		-		70-130	-		

Lab Control Sample Analysis
Batch Quality Control

Project Name: PHASE II 169 THIRD AVE
Project Number: 0204090

Lab Number: L2202918
Report Date: 01/25/22

Parameter	LCS %Recovery	Qual	LCSD %Recovery	Qual	%Recovery Limits	RPD	Qual	RPD Limits
Volatile Organics in Air - Mansfield Lab Associated sample(s): 01-02,04-06 Batch: WG1597051-3								
Ethyl Acetate	102		-		70-130	-		
Chloroform	94		-		70-130	-		
Tetrahydrofuran	93		-		70-130	-		
1,2-Dichloroethane	100		-		70-130	-		
n-Hexane	89		-		70-130	-		
1,1,1-Trichloroethane	104		-		70-130	-		
Benzene	84		-		70-130	-		
Carbon tetrachloride	101		-		70-130	-		
Cyclohexane	89		-		70-130	-		
1,2-Dichloropropane	95		-		70-130	-		
Bromodichloromethane	96		-		70-130	-		
1,4-Dioxane	94		-		70-130	-		
Trichloroethene	96		-		70-130	-		
2,2,4-Trimethylpentane	92		-		70-130	-		
Heptane	95		-		70-130	-		
cis-1,3-Dichloropropene	101		-		70-130	-		
4-Methyl-2-pentanone	98		-		70-130	-		
trans-1,3-Dichloropropene	88		-		70-130	-		
1,1,2-Trichloroethane	100		-		70-130	-		
Toluene	91		-		70-130	-		
2-Hexanone	100		-		70-130	-		
Dibromochloromethane	112		-		70-130	-		
1,2-Dibromoethane	104		-		70-130	-		

Lab Control Sample Analysis
Batch Quality Control

Project Name: PHASE II 169 THIRD AVE
Project Number: 0204090

Lab Number: L2202918
Report Date: 01/25/22

Parameter	LCS %Recovery	Qual	LCSD %Recovery	Qual	%Recovery Limits	RPD	Qual	RPD Limits
Volatile Organics in Air - Mansfield Lab Associated sample(s): 01-02,04-06 Batch: WG1597051-3								
Tetrachloroethene	96		-		70-130	-		
Chlorobenzene	100		-		70-130	-		
Ethylbenzene	103		-		70-130	-		
p/m-Xylene	102		-		70-130	-		
Bromoform	116		-		70-130	-		
Styrene	106		-		70-130	-		
1,1,2,2-Tetrachloroethane	98		-		70-130	-		
o-Xylene	105		-		70-130	-		
4-Ethyltoluene	105		-		70-130	-		
1,3,5-Trimethylbenzene	107		-		70-130	-		
1,2,4-Trimethylbenzene	110		-		70-130	-		
Benzyl chloride	100		-		70-130	-		
1,3-Dichlorobenzene	108		-		70-130	-		
1,4-Dichlorobenzene	107		-		70-130	-		
1,2-Dichlorobenzene	107		-		70-130	-		
1,2,4-Trichlorobenzene	112		-		70-130	-		
Hexachlorobutadiene	107		-		70-130	-		

Lab Duplicate Analysis
Batch Quality Control

Project Name: PHASE II 169 THIRD AVE
Project Number: 0204090

Lab Number: L2202918
Report Date: 01/25/22

Parameter	Native Sample	Duplicate Sample	Units	RPD	Qual	RPD Limits
Volatile Organics in Air - Mansfield Lab Associated sample(s): 01-02,04-06 QC Batch ID: WG1597051-5 QC Sample: L2202918-05 Client ID: SV-5						
Dichlorodifluoromethane	0.503	0.513	ppbV	2		25
Chloromethane	ND	ND	ppbV	NC		25
Freon-114	ND	ND	ppbV	NC		25
Vinyl chloride	ND	ND	ppbV	NC		25
1,3-Butadiene	ND	ND	ppbV	NC		25
Bromomethane	ND	ND	ppbV	NC		25
Chloroethane	ND	ND	ppbV	NC		25
Ethanol	ND	ND	ppbV	NC		25
Vinyl bromide	ND	ND	ppbV	NC		25
Acetone	7.17	7.11	ppbV	1		25
Trichlorofluoromethane	0.208	0.212	ppbV	2		25
Isopropanol	0.602	0.611	ppbV	1		25
1,1-Dichloroethene	ND	ND	ppbV	NC		25
Tertiary butyl Alcohol	1.22	1.21	ppbV	1		25
Methylene chloride	ND	ND	ppbV	NC		25
3-Chloropropene	ND	ND	ppbV	NC		25
Carbon disulfide	ND	ND	ppbV	NC		25
Freon-113	ND	ND	ppbV	NC		25
trans-1,2-Dichloroethene	ND	ND	ppbV	NC		25
1,1-Dichloroethane	ND	ND	ppbV	NC		25
Methyl tert butyl ether	ND	ND	ppbV	NC		25

Lab Duplicate Analysis
Batch Quality Control

Project Name: PHASE II 169 THIRD AVE
Project Number: 0204090

Lab Number: L2202918
Report Date: 01/25/22

Parameter	Native Sample	Duplicate Sample	Units	RPD	Qual	RPD Limits
Volatile Organics in Air - Mansfield Lab Associated sample(s): 01-02,04-06 QC Batch ID: WG1597051-5 QC Sample: L2202918-05 Client ID: SV-5						
2-Butanone	ND	ND	ppbV	NC		25
cis-1,2-Dichloroethene	ND	ND	ppbV	NC		25
Ethyl Acetate	ND	ND	ppbV	NC		25
Chloroform	ND	ND	ppbV	NC		25
Tetrahydrofuran	ND	ND	ppbV	NC		25
1,2-Dichloroethane	ND	ND	ppbV	NC		25
n-Hexane	ND	ND	ppbV	NC		25
1,1,1-Trichloroethane	ND	ND	ppbV	NC		25
Benzene	ND	ND	ppbV	NC		25
Carbon tetrachloride	ND	ND	ppbV	NC		25
Cyclohexane	ND	ND	ppbV	NC		25
1,2-Dichloropropane	ND	ND	ppbV	NC		25
Bromodichloromethane	ND	ND	ppbV	NC		25
1,4-Dioxane	ND	ND	ppbV	NC		25
Trichloroethene	ND	ND	ppbV	NC		25
2,2,4-Trimethylpentane	6.46	6.49	ppbV	0		25
Heptane	ND	ND	ppbV	NC		25
cis-1,3-Dichloropropene	ND	ND	ppbV	NC		25
4-Methyl-2-pentanone	ND	ND	ppbV	NC		25
trans-1,3-Dichloropropene	ND	ND	ppbV	NC		25
1,1,2-Trichloroethane	ND	ND	ppbV	NC		25

Lab Duplicate Analysis
Batch Quality Control

Project Name: PHASE II 169 THIRD AVE
Project Number: 0204090

Lab Number: L2202918
Report Date: 01/25/22

Parameter	Native Sample	Duplicate Sample	Units	RPD	Qual	RPD Limits
Volatile Organics in Air - Mansfield Lab Associated sample(s): 01-02,04-06 QC Batch ID: WG1597051-5 QC Sample: L2202918-05 Client ID: SV-5						
Toluene	0.720	0.741	ppbV	3		25
2-Hexanone	ND	ND	ppbV	NC		25
Dibromochloromethane	ND	ND	ppbV	NC		25
1,2-Dibromoethane	ND	ND	ppbV	NC		25
Tetrachloroethene	ND	ND	ppbV	NC		25
Chlorobenzene	ND	ND	ppbV	NC		25
Ethylbenzene	ND	ND	ppbV	NC		25
p/m-Xylene	ND	ND	ppbV	NC		25
Bromoform	ND	ND	ppbV	NC		25
Styrene	ND	ND	ppbV	NC		25
1,1,2,2-Tetrachloroethane	ND	ND	ppbV	NC		25
o-Xylene	ND	ND	ppbV	NC		25
4-Ethyltoluene	ND	ND	ppbV	NC		25
1,3,5-Trimethylbenzene	ND	ND	ppbV	NC		25
1,2,4-Trimethylbenzene	ND	ND	ppbV	NC		25
Benzyl chloride	ND	ND	ppbV	NC		25
1,3-Dichlorobenzene	ND	ND	ppbV	NC		25
1,4-Dichlorobenzene	ND	ND	ppbV	NC		25
1,2-Dichlorobenzene	ND	ND	ppbV	NC		25
1,2,4-Trichlorobenzene	ND	ND	ppbV	NC		25
Hexachlorobutadiene	ND	ND	ppbV	NC		25

Project Name: PHASE II 169 THIRD AVE

Lab Number: L2202918

Project Number: 0204090

Report Date: 01/25/22

Canister and Flow Controller Information

Samplenum	Client ID	Media ID	Media Type	Date Prepared	Bottle Order	Cleaning Batch ID	Can Leak Check	Initial Pressure (in. Hg)	Pressure on Receipt (in. Hg)	Flow Controler Leak Chk	Flow Out mL/min	Flow In mL/min	% RPD
L2202918-01	SV-1	01088	SV20	01/18/22	376125		-	-	-	Pass	17.9	18.4	3
L2202918-01	SV-1	205	2.7L Can	01/18/22	376125	L2201182-03	Pass	-28.5	-5.4	-	-	-	-
L2202918-02	SV-2	01343	SV20	01/18/22	376125		-	-	-	Pass	16.5	17.2	4
L2202918-02	SV-2	2038	2.7L Can	01/18/22	376125	L2201843-04	Pass	-28.1	-6.0	-	-	-	-
L2202918-03	SV-3	01850	SV20	01/18/22	376125		-	-	-	Pass	17.5	0.3	193
L2202918-03	SV-3	2015	2.7L Can	01/18/22	376125	L2201843-04	Pass	-28.5	-23.7	-	-	-	-
L2202918-04	SV-4	01881	SV20	01/18/22	376125		-	-	-	Pass	17.7	19.0	7
L2202918-04	SV-4	2229	2.7L Can	01/18/22	376125	L2201843-04	Pass	-28.5	-5.2	-	-	-	-
L2202918-05	SV-5	01335	SV20	01/18/22	376125		-	-	-	Pass	18.5	19.4	5
L2202918-05	SV-5	3198	2.7L Can	01/18/22	376125	L2201843-04	Pass	-28.2	-4.3	-	-	-	-
L2202918-06	SV-6	01093	SV20	01/18/22	376125		-	-	-	Pass	18.2	19.1	5
L2202918-06	SV-6	494	2.7L Can	01/18/22	376125	L2201843-04	Pass	-28.5	-4.9	-	-	-	-

Project Name: BATCH CANISTER CERTIFICATION
Project Number: CANISTER QC BAT

Lab Number: L2201182
Report Date: 01/25/22

Air Canister Certification Results

Lab ID: L2201182-03
Client ID: CAN 560 SHELF 12
Sample Location:

Date Collected: 01/10/22 08:00
Date Received: 01/10/22
Field Prep: Not Specified

Sample Depth:
Matrix: Air
Anaytical Method: 48,TO-15
Analytical Date: 01/11/22 00:21
Analyst: TS

	ppbV			ug/m3				
Parameter	**Results**	**RL**	**MDL**	**Results**	**RL**	**MDL**	**Qualifier**	**Dilution Factor**
Volatile Organics in Air - Mansfield Lab								
Chlorodifluoromethane	ND	0.200	--	ND	0.707	--		1
Propylene	ND	0.500	--	ND	0.861	--		1
Propane	ND	0.500	--	ND	0.902	--		1
Dichlorodifluoromethane	ND	0.200	--	ND	0.989	--		1
Chloromethane	ND	0.200	--	ND	0.413	--		1
Freon-114	ND	0.200	--	ND	1.40	--		1
Methanol	ND	5.00	--	ND	6.55	--		1
Vinyl chloride	ND	0.200	--	ND	0.511	--		1
1,3-Butadiene	ND	0.200	--	ND	0.442	--		1
Butane	ND	0.200	--	ND	0.475	--		1
Bromomethane	ND	0.200	--	ND	0.777	--		1
Chloroethane	ND	0.200	--	ND	0.528	--		1
Ethanol	ND	5.00	--	ND	9.42	--		1
Dichlorofluoromethane	ND	0.200	--	ND	0.842	--		1
Vinyl bromide	ND	0.200	--	ND	0.874	--		1
Acrolein	ND	0.500	--	ND	1.15	--		1
Acetone	ND	1.00	--	ND	2.38	--		1
Acetonitrile	ND	0.200	--	ND	0.336	--		1
Trichlorofluoromethane	ND	0.200	--	ND	1.12	--		1
Isopropanol	ND	0.500	--	ND	1.23	--		1
Acrylonitrile	ND	0.500	--	ND	1.09	--		1
Pentane	ND	0.200	--	ND	0.590	--		1
Ethyl ether	ND	0.200	--	ND	0.606	--		1
1,1-Dichloroethene	ND	0.200	--	ND	0.793	--		1

Project Name: BATCH CANISTER CERTIFICATION
Project Number: CANISTER QC BAT

Lab Number: L2201182
Report Date: 01/25/22

Air Canister Certification Results

Lab ID: L2201182-03
Client ID: CAN 560 SHELF 12
Sample Location:

Date Collected: 01/10/22 08:00
Date Received: 01/10/22
Field Prep: Not Specified

Sample Depth:

Parameter	ppbV Results	ppbV RL	ppbV MDL	ug/m3 Results	ug/m3 RL	ug/m3 MDL	Qualifier	Dilution Factor
Volatile Organics in Air - Mansfield Lab								
Tertiary butyl Alcohol	ND	0.500	--	ND	1.52	--		1
Methylene chloride	ND	0.500	--	ND	1.74	--		1
3-Chloropropene	ND	0.200	--	ND	0.626	--		1
Carbon disulfide	ND	0.200	--	ND	0.623	--		1
Freon-113	ND	0.200	--	ND	1.53	--		1
trans-1,2-Dichloroethene	ND	0.200	--	ND	0.793	--		1
1,1-Dichloroethane	ND	0.200	--	ND	0.809	--		1
Methyl tert butyl ether	ND	0.200	--	ND	0.721	--		1
Vinyl acetate	ND	1.00	--	ND	3.52	--		1
2-Butanone	ND	0.500	--	ND	1.47	--		1
Xylenes, total	ND	0.600	--	ND	0.869	--		1
cis-1,2-Dichloroethene	ND	0.200	--	ND	0.793	--		1
Ethyl Acetate	ND	0.500	--	ND	1.80	--		1
Chloroform	ND	0.200	--	ND	0.977	--		1
Tetrahydrofuran	ND	0.500	--	ND	1.47	--		1
2,2-Dichloropropane	ND	0.200	--	ND	0.924	--		1
1,2-Dichloroethane	ND	0.200	--	ND	0.809	--		1
n-Hexane	ND	0.200	--	ND	0.705	--		1
Diisopropyl ether	ND	0.200	--	ND	0.836	--		1
tert-Butyl Ethyl Ether	ND	0.200	--	ND	0.836	--		1
1,2-Dichloroethene (total)	ND	1.00	--	ND	1.00	--		1
1,1,1-Trichloroethane	ND	0.200	--	ND	1.09	--		1
1,1-Dichloropropene	ND	0.200	--	ND	0.908	--		1
Benzene	ND	0.200	--	ND	0.639	--		1
Carbon tetrachloride	ND	0.200	--	ND	1.26	--		1
Cyclohexane	ND	0.200	--	ND	0.688	--		1
tert-Amyl Methyl Ether	ND	0.200	--	ND	0.836	--		1

Project Name: BATCH CANISTER CERTIFICATION
Project Number: CANISTER QC BAT

Lab Number: L2201182
Report Date: 01/25/22

Air Canister Certification Results

Lab ID: L2201182-03
Client ID: CAN 560 SHELF 12
Sample Location:

Date Collected: 01/10/22 08:00
Date Received: 01/10/22
Field Prep: Not Specified

Sample Depth:

Parameter	ppbV Results	ppbV RL	ppbV MDL	ug/m3 Results	ug/m3 RL	ug/m3 MDL	Qualifier	Dilution Factor
Volatile Organics in Air - Mansfield Lab								
Dibromomethane	ND	0.200	--	ND	1.42	--		1
1,2-Dichloropropane	ND	0.200	--	ND	0.924	--		1
Bromodichloromethane	ND	0.200	--	ND	1.34	--		1
1,4-Dioxane	ND	0.200	--	ND	0.721	--		1
Trichloroethene	ND	0.200	--	ND	1.07	--		1
2,2,4-Trimethylpentane	ND	0.200	--	ND	0.934	--		1
Methyl Methacrylate	ND	0.500	--	ND	2.05	--		1
Heptane	ND	0.200	--	ND	0.820	--		1
cis-1,3-Dichloropropene	ND	0.200	--	ND	0.908	--		1
4-Methyl-2-pentanone	ND	0.500	--	ND	2.05	--		1
trans-1,3-Dichloropropene	ND	0.200	--	ND	0.908	--		1
1,1,2-Trichloroethane	ND	0.200	--	ND	1.09	--		1
Toluene	ND	0.200	--	ND	0.754	--		1
1,3-Dichloropropane	ND	0.200	--	ND	0.924	--		1
2-Hexanone	ND	0.200	--	ND	0.820	--		1
Dibromochloromethane	ND	0.200	--	ND	1.70	--		1
1,2-Dibromoethane	ND	0.200	--	ND	1.54	--		1
Butyl acetate	ND	0.500	--	ND	2.38	--		1
Octane	ND	0.200	--	ND	0.934	--		1
Tetrachloroethene	ND	0.200	--	ND	1.36	--		1
1,1,1,2-Tetrachloroethane	ND	0.200	--	ND	1.37	--		1
Chlorobenzene	ND	0.200	--	ND	0.921	--		1
Ethylbenzene	ND	0.200	--	ND	0.869	--		1
p/m-Xylene	ND	0.400	--	ND	1.74	--		1
Bromoform	ND	0.200	--	ND	2.07	--		1
Styrene	ND	0.200	--	ND	0.852	--		1
1,1,2,2-Tetrachloroethane	ND	0.200	--	ND	1.37	--		1

Project Name: BATCH CANISTER CERTIFICATION
Project Number: CANISTER QC BAT

Lab Number: L2201182
Report Date: 01/25/22

Air Canister Certification Results

Lab ID: L2201182-03
Client ID: CAN 560 SHELF 12
Sample Location:

Date Collected: 01/10/22 08:00
Date Received: 01/10/22
Field Prep: Not Specified

Sample Depth:

Parameter	ppbV Results	ppbV RL	ppbV MDL	ug/m3 Results	ug/m3 RL	ug/m3 MDL	Qualifier	Dilution Factor
Volatile Organics in Air - Mansfield Lab								
o-Xylene	ND	0.200	--	ND	0.869	--		1
1,2,3-Trichloropropane	ND	0.200	--	ND	1.21	--		1
Nonane	ND	0.200	--	ND	1.05	--		1
Isopropylbenzene	ND	0.200	--	ND	0.983	--		1
Bromobenzene	ND	0.200	--	ND	0.793	--		1
2-Chlorotoluene	ND	0.200	--	ND	1.04	--		1
n-Propylbenzene	ND	0.200	--	ND	0.983	--		1
4-Chlorotoluene	ND	0.200	--	ND	1.04	--		1
4-Ethyltoluene	ND	0.200	--	ND	0.983	--		1
1,3,5-Trimethylbenzene	ND	0.200	--	ND	0.983	--		1
tert-Butylbenzene	ND	0.200	--	ND	1.10	--		1
1,2,4-Trimethylbenzene	ND	0.200	--	ND	0.983	--		1
Decane	ND	0.200	--	ND	1.16	--		1
Benzyl chloride	ND	0.200	--	ND	1.04	--		1
1,3-Dichlorobenzene	ND	0.200	--	ND	1.20	--		1
1,4-Dichlorobenzene	ND	0.200	--	ND	1.20	--		1
sec-Butylbenzene	ND	0.200	--	ND	1.10	--		1
p-Isopropyltoluene	ND	0.200	--	ND	1.10	--		1
1,2-Dichlorobenzene	ND	0.200	--	ND	1.20	--		1
n-Butylbenzene	ND	0.200	--	ND	1.10	--		1
1,2-Dibromo-3-chloropropane	ND	0.200	--	ND	1.93	--		1
Undecane	ND	0.200	--	ND	1.28	--		1
Dodecane	ND	0.200	--	ND	1.39	--		1
1,2,4-Trichlorobenzene	ND	0.200	--	ND	1.48	--		1
Naphthalene	ND	0.200	--	ND	1.05	--		1
1,2,3-Trichlorobenzene	ND	0.200	--	ND	1.48	--		1
Hexachlorobutadiene	ND	0.200	--	ND	2.13	--		1

Project Name: BATCH CANISTER CERTIFICATION
Project Number: CANISTER QC BAT

Lab Number: L2201182
Report Date: 01/25/22

Air Canister Certification Results

Lab ID: L2201182-03
Client ID: CAN 560 SHELF 12
Sample Location:

Date Collected: 01/10/22 08:00
Date Received: 01/10/22
Field Prep: Not Specified

Sample Depth:

Parameter	ppbV Results	ppbV RL	ppbV MDL	ug/m3 Results	ug/m3 RL	ug/m3 MDL	Qualifier	Dilution Factor
Volatile Organics in Air - Mansfield Lab								

	Results	Qualifier	Units	RDL	Dilution Factor
Tentatively Identified Compounds					

No Tentatively Identified Compounds

Internal Standard	% Recovery	Qualifier	Acceptance Criteria
1,4-Difluorobenzene	90		60-140
Bromochloromethane	91		60-140
chlorobenzene-d5	93		60-140

Project Name: BATCH CANISTER CERTIFICATION
Project Number: CANISTER QC BAT

Lab Number: L2201182
Report Date: 01/25/22

Air Canister Certification Results

Lab ID: L2201182-03
Client ID: CAN 560 SHELF 12
Sample Location:

Date Collected: 01/10/22 08:00
Date Received: 01/10/22
Field Prep: Not Specified

Sample Depth:
Matrix: Air
Anaytical Method: 48,TO-15-SIM
Analytical Date: 01/11/22 00:21
Analyst: TS

	ppbV			ug/m3				
Parameter	**Results**	**RL**	**MDL**	**Results**	**RL**	**MDL**	**Qualifier**	**Dilution Factor**
Volatile Organics in Air by SIM - Mansfield Lab								
Dichlorodifluoromethane	ND	0.200	--	ND	0.989	--		1
Chloromethane	ND	0.200	--	ND	0.413	--		1
Freon-114	ND	0.050	--	ND	0.349	--		1
Vinyl chloride	ND	0.020	--	ND	0.051	--		1
1,3-Butadiene	ND	0.020	--	ND	0.044	--		1
Bromomethane	ND	0.020	--	ND	0.078	--		1
Chloroethane	ND	0.100	--	ND	0.264	--		1
Acrolein	ND	0.050	--	ND	0.115	--		1
Acetone	ND	1.00	--	ND	2.38	--		1
Trichlorofluoromethane	ND	0.050	--	ND	0.281	--		1
Acrylonitrile	ND	0.500	--	ND	1.09	--		1
1,1-Dichloroethene	ND	0.020	--	ND	0.079	--		1
Methylene chloride	ND	0.500	--	ND	1.74	--		1
Freon-113	ND	0.050	--	ND	0.383	--		1
trans-1,2-Dichloroethene	ND	0.020	--	ND	0.079	--		1
1,1-Dichloroethane	ND	0.020	--	ND	0.081	--		1
Methyl tert butyl ether	ND	0.200	--	ND	0.721	--		1
2-Butanone	ND	0.500	--	ND	1.47	--		1
cis-1,2-Dichloroethene	ND	0.020	--	ND	0.079	--		1
Chloroform	ND	0.020	--	ND	0.098	--		1
1,2-Dichloroethane	ND	0.020	--	ND	0.081	--		1
1,1,1-Trichloroethane	ND	0.020	--	ND	0.109	--		1
Benzene	ND	0.100	--	ND	0.319	--		1
Carbon tetrachloride	ND	0.020	--	ND	0.126	--		1

Project Name: BATCH CANISTER CERTIFICATION
Project Number: CANISTER QC BAT

Lab Number: L2201182
Report Date: 01/25/22

Air Canister Certification Results

Lab ID: L2201182-03
Client ID: CAN 560 SHELF 12
Sample Location:

Date Collected: 01/10/22 08:00
Date Received: 01/10/22
Field Prep: Not Specified

Sample Depth:

Parameter	ppbV Results	ppbV RL	ppbV MDL	ug/m3 Results	ug/m3 RL	ug/m3 MDL	Qualifier	Dilution Factor
Volatile Organics in Air by SIM - Mansfield Lab								
1,2-Dichloropropane	ND	0.020	--	ND	0.092	--		1
Bromodichloromethane	ND	0.020	--	ND	0.134	--		1
1,4-Dioxane	ND	0.100	--	ND	0.360	--		1
Trichloroethene	ND	0.020	--	ND	0.107	--		1
cis-1,3-Dichloropropene	ND	0.020	--	ND	0.091	--		1
4-Methyl-2-pentanone	ND	0.500	--	ND	2.05	--		1
trans-1,3-Dichloropropene	ND	0.020	--	ND	0.091	--		1
1,1,2-Trichloroethane	ND	0.020	--	ND	0.109	--		1
Toluene	ND	0.100	--	ND	0.377	--		1
Dibromochloromethane	ND	0.020	--	ND	0.170	--		1
1,2-Dibromoethane	ND	0.020	--	ND	0.154	--		1
Tetrachloroethene	ND	0.020	--	ND	0.136	--		1
1,1,1,2-Tetrachloroethane	ND	0.020	--	ND	0.137	--		1
Chlorobenzene	ND	0.100	--	ND	0.461	--		1
Ethylbenzene	ND	0.020	--	ND	0.087	--		1
p/m-Xylene	ND	0.040	--	ND	0.174	--		1
Bromoform	ND	0.020	--	ND	0.207	--		1
Styrene	ND	0.020	--	ND	0.085	--		1
1,1,2,2-Tetrachloroethane	ND	0.020	--	ND	0.137	--		1
o-Xylene	ND	0.020	--	ND	0.087	--		1
Isopropylbenzene	ND	0.200	--	ND	0.983	--		1
4-Ethyltoluene	ND	0.020	--	ND	0.098	--		1
1,3,5-Trimethybenzene	ND	0.020	--	ND	0.098	--		1
1,2,4-Trimethylbenzene	ND	0.020	--	ND	0.098	--		1
Benzyl chloride	ND	0.200	--	ND	1.04	--		1
1,3-Dichlorobenzene	ND	0.020	--	ND	0.120	--		1
1,4-Dichlorobenzene	ND	0.020	--	ND	0.120	--		1

Project Name: BATCH CANISTER CERTIFICATION
Project Number: CANISTER QC BAT

Lab Number: L2201182
Report Date: 01/25/22

Air Canister Certification Results

Lab ID: L2201182-03
Client ID: CAN 560 SHELF 12
Sample Location:

Date Collected: 01/10/22 08:00
Date Received: 01/10/22
Field Prep: Not Specified

Sample Depth:

Parameter	ppbV Results	ppbV RL	ppbV MDL	ug/m3 Results	ug/m3 RL	ug/m3 MDL	Qualifier	Dilution Factor
Volatile Organics in Air by SIM - Mansfield Lab								
sec-Butylbenzene	ND	0.200	--	ND	1.10	--		1
p-Isopropyltoluene	ND	0.200	--	ND	1.10	--		1
1,2-Dichlorobenzene	ND	0.020	--	ND	0.120	--		1
n-Butylbenzene	ND	0.200	--	ND	1.10	--		1
1,2,4-Trichlorobenzene	ND	0.050	--	ND	0.371	--		1
Naphthalene	ND	0.050	--	ND	0.262	--		1
1,2,3-Trichlorobenzene	ND	0.050	--	ND	0.371	--		1
Hexachlorobutadiene	ND	0.050	--	ND	0.533	--		1

Internal Standard	% Recovery	Qualifier	Acceptance Criteria
1,4-difluorobenzene	89		60-140
bromochloromethane	91		60-140
chlorobenzene-d5	92		60-140

Project Name: BATCH CANISTER CERTIFICATION
Project Number: CANISTER QC BAT

Lab Number: L2201843
Report Date: 01/25/22

Air Canister Certification Results

Lab ID: L2201843-04
Client ID: CAN 3107 SHELF 18
Sample Location:

Date Collected: 01/13/22 08:00
Date Received: 01/13/22
Field Prep: Not Specified

Sample Depth:
Matrix: Air
Anaytical Method: 48,TO-15
Analytical Date: 01/15/22 03:13
Analyst: TS

	ppbV			ug/m3				
Parameter	**Results**	**RL**	**MDL**	**Results**	**RL**	**MDL**	**Qualifier**	**Dilution Factor**
Volatile Organics in Air - Mansfield Lab								
Chlorodifluoromethane	ND	0.200	--	ND	0.707	--		1
Propylene	ND	0.500	--	ND	0.861	--		1
Propane	ND	0.500	--	ND	0.902	--		1
Dichlorodifluoromethane	ND	0.200	--	ND	0.989	--		1
Chloromethane	ND	0.200	--	ND	0.413	--		1
Freon-114	ND	0.200	--	ND	1.40	--		1
Methanol	ND	5.00	--	ND	6.55	--		1
Vinyl chloride	ND	0.200	--	ND	0.511	--		1
1,3-Butadiene	ND	0.200	--	ND	0.442	--		1
Butane	ND	0.200	--	ND	0.475	--		1
Bromomethane	ND	0.200	--	ND	0.777	--		1
Chloroethane	ND	0.200	--	ND	0.528	--		1
Ethanol	ND	5.00	--	ND	9.42	--		1
Dichlorofluoromethane	ND	0.200	--	ND	0.842	--		1
Vinyl bromide	ND	0.200	--	ND	0.874	--		1
Acrolein	ND	0.500	--	ND	1.15	--		1
Acetone	ND	1.00	--	ND	2.38	--		1
Acetonitrile	ND	0.200	--	ND	0.336	--		1
Trichlorofluoromethane	ND	0.200	--	ND	1.12	--		1
Isopropanol	ND	0.500	--	ND	1.23	--		1
Acrylonitrile	ND	0.500	--	ND	1.09	--		1
Pentane	ND	0.200	--	ND	0.590	--		1
Ethyl ether	ND	0.200	--	ND	0.606	--		1
1,1-Dichloroethene	ND	0.200	--	ND	0.793	--		1

Project Name: BATCH CANISTER CERTIFICATION
Project Number: CANISTER QC BAT

Lab Number: L2201843
Report Date: 01/25/22

Air Canister Certification Results

Lab ID: L2201843-04
Client ID: CAN 3107 SHELF 18
Sample Location:

Date Collected: 01/13/22 08:00
Date Received: 01/13/22
Field Prep: Not Specified

Sample Depth:

Parameter	ppbV Results	ppbV RL	ppbV MDL	ug/m3 Results	ug/m3 RL	ug/m3 MDL	Qualifier	Dilution Factor
Volatile Organics in Air - Mansfield Lab								
Tertiary butyl Alcohol	ND	0.500	--	ND	1.52	--		1
Methylene chloride	ND	0.500	--	ND	1.74	--		1
3-Chloropropene	ND	0.200	--	ND	0.626	--		1
Carbon disulfide	ND	0.200	--	ND	0.623	--		1
Freon-113	ND	0.200	--	ND	1.53	--		1
trans-1,2-Dichloroethene	ND	0.200	--	ND	0.793	--		1
1,1-Dichloroethane	ND	0.200	--	ND	0.809	--		1
Methyl tert butyl ether	ND	0.200	--	ND	0.721	--		1
Vinyl acetate	ND	1.00	--	ND	3.52	--		1
2-Butanone	ND	0.500	--	ND	1.47	--		1
Xylenes, total	ND	0.600	--	ND	0.869	--		1
cis-1,2-Dichloroethene	ND	0.200	--	ND	0.793	--		1
Ethyl Acetate	ND	0.500	--	ND	1.80	--		1
Chloroform	ND	0.200	--	ND	0.977	--		1
Tetrahydrofuran	ND	0.500	--	ND	1.47	--		1
2,2-Dichloropropane	ND	0.200	--	ND	0.924	--		1
1,2-Dichloroethane	ND	0.200	--	ND	0.809	--		1
n-Hexane	ND	0.200	--	ND	0.705	--		1
Diisopropyl ether	ND	0.200	--	ND	0.836	--		1
tert-Butyl Ethyl Ether	ND	0.200	--	ND	0.836	--		1
1,2-Dichloroethene (total)	ND	1.00	--	ND	1.00	--		1
1,1,1-Trichloroethane	ND	0.200	--	ND	1.09	--		1
1,1-Dichloropropene	ND	0.200	--	ND	0.908	--		1
Benzene	ND	0.200	--	ND	0.639	--		1
Carbon tetrachloride	ND	0.200	--	ND	1.26	--		1
Cyclohexane	ND	0.200	--	ND	0.688	--		1
tert-Amyl Methyl Ether	ND	0.200	--	ND	0.836	--		1

Project Name: BATCH CANISTER CERTIFICATION
Project Number: CANISTER QC BAT

Lab Number: L2201843
Report Date: 01/25/22

Air Canister Certification Results

Lab ID: L2201843-04
Client ID: CAN 3107 SHELF 18
Sample Location:

Date Collected: 01/13/22 08:00
Date Received: 01/13/22
Field Prep: Not Specified

Sample Depth:

Parameter	ppbV Results	ppbV RL	ppbV MDL	ug/m3 Results	ug/m3 RL	ug/m3 MDL	Qualifier	Dilution Factor
Volatile Organics in Air - Mansfield Lab								
Dibromomethane	ND	0.200	--	ND	1.42	--		1
1,2-Dichloropropane	ND	0.200	--	ND	0.924	--		1
Bromodichloromethane	ND	0.200	--	ND	1.34	--		1
1,4-Dioxane	ND	0.200	--	ND	0.721	--		1
Trichloroethene	ND	0.200	--	ND	1.07	--		1
2,2,4-Trimethylpentane	ND	0.200	--	ND	0.934	--		1
Methyl Methacrylate	ND	0.500	--	ND	2.05	--		1
Heptane	ND	0.200	--	ND	0.820	--		1
cis-1,3-Dichloropropene	ND	0.200	--	ND	0.908	--		1
4-Methyl-2-pentanone	ND	0.500	--	ND	2.05	--		1
trans-1,3-Dichloropropene	ND	0.200	--	ND	0.908	--		1
1,1,2-Trichloroethane	ND	0.200	--	ND	1.09	--		1
Toluene	ND	0.200	--	ND	0.754	--		1
1,3-Dichloropropane	ND	0.200	--	ND	0.924	--		1
2-Hexanone	ND	0.200	--	ND	0.820	--		1
Dibromochloromethane	ND	0.200	--	ND	1.70	--		1
1,2-Dibromoethane	ND	0.200	--	ND	1.54	--		1
Butyl acetate	ND	0.500	--	ND	2.38	--		1
Octane	ND	0.200	--	ND	0.934	--		1
Tetrachloroethene	ND	0.200	--	ND	1.36	--		1
1,1,1,2-Tetrachloroethane	ND	0.200	--	ND	1.37	--		1
Chlorobenzene	ND	0.200	--	ND	0.921	--		1
Ethylbenzene	ND	0.200	--	ND	0.869	--		1
p/m-Xylene	ND	0.400	--	ND	1.74	--		1
Bromoform	ND	0.200	--	ND	2.07	--		1
Styrene	ND	0.200	--	ND	0.852	--		1
1,1,2,2-Tetrachloroethane	ND	0.200	--	ND	1.37	--		1

Project Name: BATCH CANISTER CERTIFICATION
Project Number: CANISTER QC BAT

Lab Number: L2201843
Report Date: 01/25/22

Air Canister Certification Results

Lab ID: L2201843-04
Client ID: CAN 3107 SHELF 18
Sample Location:

Date Collected: 01/13/22 08:00
Date Received: 01/13/22
Field Prep: Not Specified

Sample Depth:

Parameter	ppbV Results	ppbV RL	ppbV MDL	ug/m3 Results	ug/m3 RL	ug/m3 MDL	Qualifier	Dilution Factor
Volatile Organics in Air - Mansfield Lab								
o-Xylene	ND	0.200	--	ND	0.869	--		1
1,2,3-Trichloropropane	ND	0.200	--	ND	1.21	--		1
Nonane	ND	0.200	--	ND	1.05	--		1
Isopropylbenzene	ND	0.200	--	ND	0.983	--		1
Bromobenzene	ND	0.200	--	ND	0.793	--		1
2-Chlorotoluene	ND	0.200	--	ND	1.04	--		1
n-Propylbenzene	ND	0.200	--	ND	0.983	--		1
4-Chlorotoluene	ND	0.200	--	ND	1.04	--		1
4-Ethyltoluene	ND	0.200	--	ND	0.983	--		1
1,3,5-Trimethylbenzene	ND	0.200	--	ND	0.983	--		1
tert-Butylbenzene	ND	0.200	--	ND	1.10	--		1
1,2,4-Trimethylbenzene	ND	0.200	--	ND	0.983	--		1
Decane	ND	0.200	--	ND	1.16	--		1
Benzyl chloride	ND	0.200	--	ND	1.04	--		1
1,3-Dichlorobenzene	ND	0.200	--	ND	1.20	--		1
1,4-Dichlorobenzene	ND	0.200	--	ND	1.20	--		1
sec-Butylbenzene	ND	0.200	--	ND	1.10	--		1
p-Isopropyltoluene	ND	0.200	--	ND	1.10	--		1
1,2-Dichlorobenzene	ND	0.200	--	ND	1.20	--		1
n-Butylbenzene	ND	0.200	--	ND	1.10	--		1
1,2-Dibromo-3-chloropropane	ND	0.200	--	ND	1.93	--		1
Undecane	ND	0.200	--	ND	1.28	--		1
Dodecane	ND	0.200	--	ND	1.39	--		1
1,2,4-Trichlorobenzene	ND	0.200	--	ND	1.48	--		1
Naphthalene	ND	0.200	--	ND	1.05	--		1
1,2,3-Trichlorobenzene	ND	0.200	--	ND	1.48	--		1
Hexachlorobutadiene	ND	0.200	--	ND	2.13	--		1

Project Name: BATCH CANISTER CERTIFICATION
Project Number: CANISTER QC BAT

Lab Number: L2201843
Report Date: 01/25/22

Air Canister Certification Results

Lab ID: L2201843-04
Client ID: CAN 3107 SHELF 18
Sample Location:

Date Collected: 01/13/22 08:00
Date Received: 01/13/22
Field Prep: Not Specified

Sample Depth:

Parameter	ppbV Results	ppbV RL	ppbV MDL	ug/m3 Results	ug/m3 RL	ug/m3 MDL	Qualifier	Dilution Factor
Volatile Organics in Air - Mansfield Lab								

	Results	Qualifier	Units	RDL	Dilution Factor
Tentatively Identified Compounds					

No Tentatively Identified Compounds

Internal Standard	% Recovery	Qualifier	Acceptance Criteria
1,4-Difluorobenzene	94		60-140
Bromochloromethane	96		60-140
chlorobenzene-d5	94		60-140

Project Name: BATCH CANISTER CERTIFICATION
Project Number: CANISTER QC BAT

Lab Number: L2201843
Report Date: 01/25/22

Air Canister Certification Results

Lab ID: L2201843-04
Client ID: CAN 3107 SHELF 18
Sample Location:

Date Collected: 01/13/22 08:00
Date Received: 01/13/22
Field Prep: Not Specified

Sample Depth:
Matrix: Air
Anaytical Method: 48,TO-15-SIM
Analytical Date: 01/15/22 03:13
Analyst: TS

	ppbV			ug/m3				
Parameter	**Results**	**RL**	**MDL**	**Results**	**RL**	**MDL**	**Qualifier**	**Dilution Factor**
Volatile Organics in Air by SIM - Mansfield Lab								
Dichlorodifluoromethane	ND	0.200	--	ND	0.989	--		1
Chloromethane	ND	0.200	--	ND	0.413	--		1
Freon-114	ND	0.050	--	ND	0.349	--		1
Vinyl chloride	ND	0.020	--	ND	0.051	--		1
1,3-Butadiene	ND	0.020	--	ND	0.044	--		1
Bromomethane	ND	0.020	--	ND	0.078	--		1
Chloroethane	ND	0.100	--	ND	0.264	--		1
Acrolein	ND	0.050	--	ND	0.115	--		1
Acetone	ND	1.00	--	ND	2.38	--		1
Trichlorofluoromethane	ND	0.050	--	ND	0.281	--		1
Acrylonitrile	ND	0.500	--	ND	1.09	--		1
1,1-Dichloroethene	ND	0.020	--	ND	0.079	--		1
Methylene chloride	ND	0.500	--	ND	1.74	--		1
Freon-113	ND	0.050	--	ND	0.383	--		1
trans-1,2-Dichloroethene	ND	0.020	--	ND	0.079	--		1
1,1-Dichloroethane	ND	0.020	--	ND	0.081	--		1
Methyl tert butyl ether	ND	0.200	--	ND	0.721	--		1
2-Butanone	ND	0.500	--	ND	1.47	--		1
cis-1,2-Dichloroethene	ND	0.020	--	ND	0.079	--		1
Chloroform	ND	0.020	--	ND	0.098	--		1
1,2-Dichloroethane	ND	0.020	--	ND	0.081	--		1
1,1,1-Trichloroethane	ND	0.020	--	ND	0.109	--		1
Benzene	ND	0.100	--	ND	0.319	--		1
Carbon tetrachloride	ND	0.020	--	ND	0.126	--		1

Project Name: BATCH CANISTER CERTIFICATION
Project Number: CANISTER QC BAT

Lab Number: L2201843
Report Date: 01/25/22

Air Canister Certification Results

Lab ID: L2201843-04
Client ID: CAN 3107 SHELF 18
Sample Location:

Date Collected: 01/13/22 08:00
Date Received: 01/13/22
Field Prep: Not Specified

Sample Depth:

Parameter	ppbV Results	ppbV RL	ppbV MDL	ug/m3 Results	ug/m3 RL	ug/m3 MDL	Qualifier	Dilution Factor
Volatile Organics in Air by SIM - Mansfield Lab								
1,2-Dichloropropane	ND	0.020	--	ND	0.092	--		1
Bromodichloromethane	ND	0.020	--	ND	0.134	--		1
1,4-Dioxane	ND	0.100	--	ND	0.360	--		1
Trichloroethene	ND	0.020	--	ND	0.107	--		1
cis-1,3-Dichloropropene	ND	0.020	--	ND	0.091	--		1
4-Methyl-2-pentanone	ND	0.500	--	ND	2.05	--		1
trans-1,3-Dichloropropene	ND	0.020	--	ND	0.091	--		1
1,1,2-Trichloroethane	ND	0.020	--	ND	0.109	--		1
Toluene	ND	0.100	--	ND	0.377	--		1
Dibromochloromethane	ND	0.020	--	ND	0.170	--		1
1,2-Dibromoethane	ND	0.020	--	ND	0.154	--		1
Tetrachloroethene	ND	0.020	--	ND	0.136	--		1
1,1,1,2-Tetrachloroethane	ND	0.020	--	ND	0.137	--		1
Chlorobenzene	ND	0.100	--	ND	0.461	--		1
Ethylbenzene	ND	0.020	--	ND	0.087	--		1
p/m-Xylene	ND	0.040	--	ND	0.174	--		1
Bromoform	ND	0.020	--	ND	0.207	--		1
Styrene	ND	0.020	--	ND	0.085	--		1
1,1,2,2-Tetrachloroethane	ND	0.020	--	ND	0.137	--		1
o-Xylene	ND	0.020	--	ND	0.087	--		1
Isopropylbenzene	ND	0.200	--	ND	0.983	--		1
4-Ethyltoluene	ND	0.020	--	ND	0.098	--		1
1,3,5-Trimethybenzene	ND	0.020	--	ND	0.098	--		1
1,2,4-Trimethylbenzene	ND	0.020	--	ND	0.098	--		1
Benzyl chloride	ND	0.200	--	ND	1.04	--		1
1,3-Dichlorobenzene	ND	0.020	--	ND	0.120	--		1
1,4-Dichlorobenzene	ND	0.020	--	ND	0.120	--		1

Project Name: BATCH CANISTER CERTIFICATION
Project Number: CANISTER QC BAT

Lab Number: L2201843
Report Date: 01/25/22

Air Canister Certification Results

Lab ID: L2201843-04
Client ID: CAN 3107 SHELF 18
Sample Location:

Date Collected: 01/13/22 08:00
Date Received: 01/13/22
Field Prep: Not Specified

Sample Depth:

Parameter	ppbV Results	ppbV RL	ppbV MDL	ug/m3 Results	ug/m3 RL	ug/m3 MDL	Qualifier	Dilution Factor
Volatile Organics in Air by SIM - Mansfield Lab								
sec-Butylbenzene	ND	0.200	--	ND	1.10	--		1
p-Isopropyltoluene	ND	0.200	--	ND	1.10	--		1
1,2-Dichlorobenzene	ND	0.020	--	ND	0.120	--		1
n-Butylbenzene	ND	0.200	--	ND	1.10	--		1
1,2,4-Trichlorobenzene	ND	0.050	--	ND	0.371	--		1
Naphthalene	ND	0.050	--	ND	0.262	--		1
1,2,3-Trichlorobenzene	ND	0.050	--	ND	0.371	--		1
Hexachlorobutadiene	ND	0.050	--	ND	0.533	--		1

Internal Standard	% Recovery	Qualifier	Acceptance Criteria
1,4-difluorobenzene	94		60-140
bromochloromethane	94		60-140
chlorobenzene-d5	96		60-140

Project Name: PHASE II 169 THIRD AVE
Project Number: 0204090

Lab Number: L2202918
Report Date: 01/25/22

Sample Receipt and Container Information

Were project specific reporting limits specified? YES

Cooler Information

Cooler	Custody Seal
NA	Absent

Container Information

Container ID	Container Type	Cooler	Initial pH	Final pH	Temp deg C	Pres	Seal	Frozen Date/Time	Analysis(*)
L2202918-01A	Canister - 2.7 Liter	NA	NA			Y	Absent		TO15-LL(30)
L2202918-02A	Canister - 2.7 Liter	NA	NA			Y	Absent		TO15-LL(30)
L2202918-03A	Canister - 2.7 Liter	NA	NA			Y	Absent		CANCELLED()
L2202918-04A	Canister - 2.7 Liter	NA	NA			Y	Absent		TO15-LL(30)
L2202918-05A	Canister - 2.7 Liter	NA	NA			Y	Absent		TO15-LL(30)
L2202918-06A	Canister - 2.7 Liter	NA	NA			Y	Absent		TO15-LL(30)

*Values in parentheses indicate holding time in days

Project Name:	PHASE II 169 THIRD AVE	**Lab Number:**	L2202918
Project Number:	0204090	**Report Date:**	01/25/22

GLOSSARY

Acronyms

DL	- Detection Limit: This value represents the level to which target analyte concentrations are reported as estimated values, when those target analyte concentrations are quantified below the limit of quantitation (LOQ). The DL includes any adjustments from dilutions, concentrations or moisture content, where applicable. (DoD report formats only.)
EDL	- Estimated Detection Limit: This value represents the level to which target analyte concentrations are reported as estimated values, when those target analyte concentrations are quantified below the reporting limit (RL). The EDL includes any adjustments from dilutions, concentrations or moisture content, where applicable. The use of EDLs is specific to the analysis of PAHs using Solid-Phase Microextraction (SPME).
EMPC	- Estimated Maximum Possible Concentration: The concentration that results from the signal present at the retention time of an analyte when the ions meet all of the identification criteria except the ion abundance ratio criteria. An EMPC is a worst-case estimate of the concentration.
EPA	- Environmental Protection Agency.
LCS	- Laboratory Control Sample: A sample matrix, free from the analytes of interest, spiked with verified known amounts of analytes or a material containing known and verified amounts of analytes.
LCSD	- Laboratory Control Sample Duplicate: Refer to LCS.
LFB	- Laboratory Fortified Blank: A sample matrix, free from the analytes of interest, spiked with verified known amounts of analytes or a material containing known and verified amounts of analytes.
LOD	- Limit of Detection: This value represents the level to which a target analyte can reliably be detected for a specific analyte in a specific matrix by a specific method. The LOD includes any adjustments from dilutions, concentrations or moisture content, where applicable. (DoD report formats only.)
LOQ	- Limit of Quantitation: The value at which an instrument can accurately measure an analyte at a specific concentration. The LOQ includes any adjustments from dilutions, concentrations or moisture content, where applicable. (DoD report formats only.) Limit of Quantitation: The value at which an instrument can accurately measure an analyte at a specific concentration. The LOQ includes any adjustments from dilutions, concentrations or moisture content, where applicable. (DoD report formats only.)
MDL	- Method Detection Limit: This value represents the level to which target analyte concentrations are reported as estimated values, when those target analyte concentrations are quantified below the reporting limit (RL). The MDL includes any adjustments from dilutions, concentrations or moisture content, where applicable.
MS	- Matrix Spike Sample: A sample prepared by adding a known mass of target analyte to a specified amount of matrix sample for which an independent estimate of target analyte concentration is available. For Method 332.0, the spike recovery is calculated using the native concentration, including estimated values.
MSD	- Matrix Spike Sample Duplicate: Refer to MS.
NA	- Not Applicable.
NC	- Not Calculated: Term is utilized when one or more of the results utilized in the calculation are non-detect at the parameter's reporting unit.
NDPA/DPA	- N-Nitrosodiphenylamine/Diphenylamine.
NI	- Not Ignitable.
NP	- Non-Plastic: Term is utilized for the analysis of Atterberg Limits in soil.
NR	- No Results: Term is utilized when 'No Target Compounds Requested' is reported for the analysis of Volatile or Semivolatile Organic TIC only requests.
RL	- Reporting Limit: The value at which an instrument can accurately measure an analyte at a specific concentration. The RL includes any adjustments from dilutions, concentrations or moisture content, where applicable.
RPD	- Relative Percent Difference: The results from matrix and/or matrix spike duplicates are primarily designed to assess the precision of analytical results in a given matrix and are expressed as relative percent difference (RPD). Values which are less than five times the reporting limit for any individual parameter are evaluated by utilizing the absolute difference between the values; although the RPD value will be provided in the report.
SRM	- Standard Reference Material: A reference sample of a known or certified value that is of the same or similar matrix as the associated field samples.
STLP	- Semi-dynamic Tank Leaching Procedure per EPA Method 1315.
TEF	- Toxic Equivalency Factors: The values assigned to each dioxin and furan to evaluate their toxicity relative to 2,3,7,8-TCDD.
TEQ	- Toxic Equivalent: The measure of a sample's toxicity derived by multiplying each dioxin and furan by its corresponding TEF and then summing the resulting values.
TIC	- Tentatively Identified Compound: A compound that has been identified to be present and is not part of the target compound list (TCL) for the method and/or program. All TICs are qualitatively identified and reported as estimated concentrations.

Report Format: Data Usability Report

Project Name:	PHASE II 169 THIRD AVE	**Lab Number:**	L2202918
Project Number:	0204090	**Report Date:**	01/25/22

Footnotes

1 - The reference for this analyte should be considered modified since this analyte is absent from the target analyte list of the original method.

Terms

Analytical Method: Both the document from which the method originates and the analytical reference method. (Example: EPA 8260B is shown as 1,8260B.) The codes for the reference method documents are provided in the References section of the Addendum.

Difference: With respect to Total Oxidizable Precursor (TOP) Assay analysis, the difference is defined as the Post-Treatment value minus the Pre-Treatment value.

Final pH: As it pertains to Sample Receipt & Container Information section of the report, Final pH reflects pH of container determined after adjustment at the laboratory, if applicable. If no adjustment required, value reflects Initial pH.

Frozen Date/Time: With respect to Volatile Organics in soil, Frozen Date/Time reflects the date/time at which associated Reagent Water-preserved vials were initially frozen. Note: If frozen date/time is beyond 48 hours from sample collection, value will be reflected in 'bold'.

Initial pH: As it pertains to Sample Receipt & Container Information section of the report, Initial pH reflects pH of container determined upon receipt, if applicable.

PAH Total: With respect to Alkylated PAH analyses, the 'PAHs, Total' result is defined as the summation of results for all or a subset of the following compounds: Naphthalene, C1-C4 Naphthalenes, 2-Methylnaphthalene, 1-Methylnaphthalene, Biphenyl, Acenaphthylene, Acenaphthene, Fluorene, C1-C3 Fluorenes, Phenanthrene, C1-C4 Phenanthrenes/Anthracenes, Anthracene, Fluoranthene, Pyrene, C1-C4 Fluoranthenes/Pyrenes, Benz(a)anthracene, Chrysene, C1-C4 Chrysenes, Benzo(b)fluoranthene, Benzo(j)+(k)fluoranthene, Benzo(e)pyrene, Benzo(a)pyrene, Perylene, Indeno(1,2,3-cd)pyrene, Dibenz(ah)+(ac)anthracene, Benzo(g,h,i)perylene. If a 'Total' result is requested, the results of its individual components will also be reported.

PFAS Total: With respect to PFAS analyses, the 'PFAS, Total (5)' result is defined as the summation of results for: PFHpA, PFHxS, PFOA, PFNA and PFOS. In addition, the 'PFAS, Total (6)' result is defined as the summation of results for: PFHpA, PFHxS, PFOA, PFNA, PFDA and PFOS. For MassDEP DW compliance analysis only, the 'PFAS, Total (6)' result is defined as the summation of results at or above the RL. Note: If a 'Total' result is requested, the results of its individual components will also be reported.

The target compound Chlordane (CAS No. 57-74-9) is reported for GC ECD analyses. Per EPA,this compound "refers to a mixture of chlordane isomers, other chlorinated hydrocarbons and numerous other components." (Reference: USEPA Toxicological Review of Chlordane, In Support of Summary Information on the Integrated Risk Information System (IRIS), December 1997.)

Total: With respect to Organic analyses, a 'Total' result is defined as the summation of results for individual isomers or Aroclors. If a 'Total' result is requested, the results of its individual components will also be reported. This is applicable to 'Total' results for methods 8260, 8081 and 8082.

Data Qualifiers

A - Spectra identified as "Aldol Condensates" are byproducts of the extraction/concentration procedures when acetone is introduced in the process.

B - The analyte was detected above the reporting limit in the associated method blank. Flag only applies to associated field samples that have detectable concentrations of the analyte at less than ten times (10x) the concentration found in the blank. For MCP-related projects, flag only applies to associated field samples that have detectable concentrations of the analyte at less than ten times (10x) the concentration found in the blank. For DOD-related projects, flag only applies to associated field samples that have detectable concentrations of the analyte at less than ten times (10x) the concentration found in the blank AND the analyte was detected above one-half the reporting limit (or above the reporting limit for common lab contaminants) in the associated method blank. For NJ-Air-related projects, flag only applies to associated field samples that have detectable concentrations of the analyte above the reporting limit. For NJ-related projects (excluding Air), flag only applies to associated field samples that have detectable concentrations of the analyte, which was detected above the reporting limit in the associated method blank or above five times the reporting limit for common lab contaminants (Phthalates, Acetone, Methylene Chloride, 2-Butanone).

C - Co-elution: The target analyte co-elutes with a known lab standard (i.e. surrogate, internal standards, etc.) for co-extracted analyses.

D - Concentration of analyte was quantified from diluted analysis. Flag only applies to field samples that have detectable concentrations of the analyte.

E - Concentration of analyte exceeds the range of the calibration curve and/or linear range of the instrument.

F - The ratio of quantifier ion response to qualifier ion response falls outside of the laboratory criteria. Results are considered to be an estimated maximum concentration.

G - The concentration may be biased high due to matrix interferences (i.e, co-elution) with non-target compound(s). The result should be considered estimated.

H - The analysis of pH was performed beyond the regulatory-required holding time of 15 minutes from the time of sample collection.

I - The lower value for the two columns has been reported due to obvious interference.

J - Estimated value. This represents an estimated concentration for Tentatively Identified Compounds (TICs).

M - Reporting Limit (RL) exceeds the MCP CAM Reporting Limit for this analyte.

ND - Not detected at the reporting limit (RL) for the sample.

NJ - Presumptive evidence of compound. This represents an estimated concentration for Tentatively Identified Compounds (TICs), where

Project Name:	PHASE II 169 THIRD AVE	**Lab Number:**	L2202918
Project Number:	0204090	**Report Date:**	01/25/22

Data Qualifiers

the identification is based on a mass spectral library search.

P - The RPD between the results for the two columns exceeds the method-specified criteria.

Q - The quality control sample exceeds the associated acceptance criteria. For DOD-related projects, LCS and/or Continuing Calibration Standard exceedences are also qualified on all associated sample results. Note: This flag is not applicable for matrix spike recoveries when the sample concentration is greater than 4x the spike added or for batch duplicate RPD when the sample concentrations are less than 5x the RL. (Metals only.)

R - Analytical results are from sample re-analysis.

RE - Analytical results are from sample re-extraction.

S - Analytical results are from modified screening analysis.

V - The surrogate associated with this target analyte has a recovery outside the QC acceptance limits. (Applicable to MassDEP DW Compliance samples only.)

Z - The batch matrix spike and/or duplicate associated with this target analyte has a recovery/RPD outside the QC acceptance limits. (Applicable to MassDEP DW Compliance samples only.)

REFERENCES

48 Compendium of Methods for the Determination of Toxic Organic Compounds in Ambient Air. Second Edition. EPA/625/R-96/010b, January 1999.

LIMITATION OF LIABILITIES

Alpha Analytical performs services with reasonable care and diligence normal to the analytical testing laboratory industry. In the event of an error, the sole and exclusive responsibility of Alpha Analytical shall be to re-perform the work at it's own expense. In no event shall Alpha Analytical be held liable for any incidental, consequential or special damages, including but not limited to, damages in any way connected with the use of, interpretation of, information or analysis provided by Alpha Analytical.

We strongly urge our clients to comply with EPA protocol regarding sample volume, preservation, cooling, containers, sampling procedures, holding time and splitting of samples in the field.

Certification Information

The following analytes are not included in our Primary NELAP Scope of Accreditation:

Westborough Facility
EPA 624/624.1: m/p-xylene, o-xylene, Naphthalene
EPA 625/625.1: alpha-Terpineol
EPA 8260C/8260D: NPW: 1,2,4,5-Tetramethylbenzene; 4-Ethyltoluene, Azobenzene; SCM: Iodomethane (methyl iodide), 1,2,4,5-Tetramethylbenzene; 4-Ethyltoluene.
EPA 8270D/8270E: NPW: Dimethylnaphthalene,1,4-Diphenylhydrazine, alpha-Terpineol; SCM: Dimethylnaphthalene,1,4-Diphenylhydrazine.
SM4500: NPW: Amenable Cyanide; SCM: Total Phosphorus, TKN, NO2, NO3.

Mansfield Facility
SM 2540D: TSS
EPA 8082A: NPW: PCB: 1, 5, 31, 87,101, 110, 141, 151, 153, 180, 183, 187.
EPA TO-15: Halothane, 2,4,4-Trimethyl-2-pentene, 2,4,4-Trimethyl-1-pentene, Thiophene, 2-Methylthiophene, 3-Methylthiophene, 2-Ethylthiophene, 1,2,3-Trimethylbenzene, Indan, Indene, 1,2,4,5-Tetramethylbenzene, Benzothiophene, 1-Methylnaphthalene.
Biological Tissue Matrix: EPA 3050B

The following analytes are included in our Massachusetts DEP Scope of Accreditation

Westborough Facility:

Drinking Water
EPA 300.0: Chloride, Nitrate-N, Fluoride, Sulfate; **EPA 353.2**: Nitrate-N, Nitrite-N; **SM4500NO3-F**: Nitrate-N, Nitrite-N; **SM4500F-C, SM4500CN-CE, EPA 180.1, SM2130B, SM4500Cl-D, SM2320B, SM2540C, SM4500H-B, SM4500NO2-B**
EPA 332: Perchlorate; **EPA 524.2:** THMs and VOCs; **EPA 504.1:** EDB, DBCP.
Microbiology: **SM9215B; SM9223-P/A, SM9223B-Colilert-QT,SM9222D**.

Non-Potable Water
SM4500H,B, EPA 120.1, SM2510B, SM2540C, SM2320B, SM4500CL-E, SM4500F-BC, SM4500NH3-BH: Ammonia-N and Kjeldahl-N, **EPA 350.1**: Ammonia-N, **LACHAT 10-107-06-1-B**: Ammonia-N, **EPA 351.1, SM4500NO3-F, EPA 353.2**: Nitrate-N, **SM4500P-E, SM4500P-B, E, SM4500SO4-E, SM5220D, EPA 410.4, SM5210B, SM5310C, SM4500CL-D, EPA 1664, EPA 420.1, SM4500-CN-CE, SM2540D, EPA 300: Chloride, Sulfate, Nitrate.**
EPA 624.1: Volatile Halocarbons & Aromatics,
EPA 608.3: Chlordane, Toxaphene, Aldrin, alpha-BHC, beta-BHC, gamma-BHC, delta-BHC, Dieldrin, DDD, DDE, DDT, Endosulfan I, Endosulfan II, Endosulfan sulfate, Endrin, Endrin Aldehyde, Heptachlor, Heptachlor Epoxide, PCBs
EPA 625.1: SVOC (Acid/Base/Neutral Extractables), **EPA 600/4-81-045**: PCB-Oil.
Microbiology: **SM9223B-Colilert-QT; Enterolert-QT, SM9221E, EPA 1600, EPA 1603, SM9222D.**

Mansfield Facility:

Drinking Water
EPA 200.7: Al, Ba, Cd, Cr, Cu, Fe, Mn, Ni, Na, Ag, Ca, Zn. **EPA 200.8:** Al, Sb, As, Ba, Be, Cd, Cr, Cu, Pb, Mn, Ni, Se, Ag, TL, Zn. **EPA 245.1** Hg.
EPA 522, EPA 537.1.

Non-Potable Water
EPA 200.7: Al, Sb, As, Be, Cd, Ca, Cr, Co, Cu, Fe, Pb, Mg, Mn, Mo, Ni, K, Se, Ag, Na, Sr, TL, Ti, V, Zn.
EPA 200.8: Al, Sb, As, Be, Cd, Cr, Cu, Fe, Pb, Mn, Ni, K, Se, Ag, Na, TL, Zn.
EPA 245.1 Hg.
SM2340B

For a complete listing of analytes and methods, please contact your Alpha Project Manager.

AIR ANALYSIS

ALPHA ANALYTICAL

CHAIN OF CUSTODY

PAGE 1 OF 6

Date Rec'd in Lab: 1/20/22

ALPHA Job #: L2202918

320 Forbes Blvd, Mansfield, MA 02048
TEL: 508-822-9300 FAX: 508-822-3288

Client Information

Client: Haley & Aldrich of New York
Address: 237 west 35th Street, Floor 16, New York, NY 10123
Phone:
Fax:
Email: MConlon@haleyaldrich.com

☐ These samples have been previously analyzed by Alpha

Project Information

Project Name: Phase II 169 Third Ave
Project Location: 169 Third Ave, Brooklyn, NY
Project #: 0204090
Project Manager: Mari Cate Conlon
ALPHA Quote #:

Turn-Around Time

☑ Standard ☐ RUSH (only confirmed if pre-approved)

Date Due: Time:

Report Information - Data Deliverables

☐ FAX
☐ ADEx
Criteria Checker:
(Default based on Regulatory Criteria Indicated)
Other Formats:
☑ EMAIL (standard pdf report)
☐ Additional Deliverables:

Report to: (if different than Project Manager)

Billing Information

☑ Same as Client info PO #:

Regulatory Requirements/Report Limits

State/Fed	Program	Res / Comm

Other Project Specific Requirements/Comments:

Project-Specific Target Compound List: ☐

All Columns Below Must Be Filled Out

ALPHA Lab ID (Lab Use Only)	Sample ID	COLLECTION End Date	Start Time	End Time	Initial Vacuum	Final Vacuum	Sample Matrix*	Sampler's Initials	Can Size	ID Can	ID - Flow Controller	TO-15	TO-15 SIM	APH (subset Non-petroleum HCs)	Fixed Gases	Sulfides & Mercaptans by TO-15	☐	Sample Comments (i.e. PID)
02918-01	SV-1	1-19-22	0847	1047	-30.99	-7.60	SV	ZS	2.7L	205	01058	X						
-02	SV-2	1-19-22	0916	1116	-30.39	-8.05	SV	ZS	2.7L	2038	01343	X						
-03	SV-3	1-19-22	0902	1102	-31.03	-26.46	SV	ZS	2.7L	2015	01550	X						
-04	SV-4	1-19-22	0837	1037	-31.16	-7.18	SV	ZS	2.7L	2229	01551	X						
-05	SV-5	1-19-22	0830	1030	-30.24	-6.35	SV	ZS	2.7L	3198	01335	X						
-06	SV-6	1-19-22	0820	1020	-30.92	-7.02	SV	ZS	2.7L	494	01093	X						

*SAMPLE MATRIX CODES
AA = Ambient Air (Indoor/Outdoor)
SV = Soil Vapor/Landfill Gas/SVE
Other = Please Specify

Container Type	CS

Relinquished By:	Date/Time	Received By:	Date/Time:
[signature]	1-19-22/1700	[signature]	1/19/22 14:00
[signature]	1/19/22 16:40	Paul Mazzella	1/19/22 16:5[illegible]
Paul Mazzella	1/19/22 2359	[signature]	1/19/22 23:59

Please print clearly, legibly and completely. Samples can not be logged in and turnaround time clock will not start until any ambiguities are resolved. All samples submitted are subject to Alpha's Terms and Conditions. See reverse side.

(25-Sep-15)

APPENDIX F

Health & Safety Plan

HALEY ALDRICH

HALEY & ALDRICH, INC.
SITE-SPECIFIC SAFETY PLAN

FOR

BP Service Station

169 3rd Avenue, Brooklyn, NY

Project/File No. 0204090

Gensuite EZ Scan®

BI - Developers

Prepared By: Mari Conlon	**Date: 11/23/2021**
Approvals: The following signatures constitute approval of this Health & Safety Plan.	
Field Safety Manager: Brian Ferguson	**Date: 11/24/2021**
Project Manager: Mari Conlon	**Date: 11/24/2021**
HASP Valid Through: 12-31-2021	

Table of Contents

			Page
STOP WORK AUTHORITY			**I**
ISSUANCE AND COMPLIANCE			**II**
EMERGENCY EVENT PROCEDURES			**III**
PROJECT INFORMATION AND CONTACTS			**IV**
DIRECTIONS TO THE NEAREST HOSPITAL			**V**
DIRECTIONS TO THE NEAREST URGENT CARE			**VI**
1.	**WORK SCOPE**		**7**
	Project Task Breakdown	7	
	Subcontractor(s) Tasks	7	
2.	**SITE OVERVIEW / DESCRIPTION**		**8**
	Site Classification	8	
	Site Description	8	
	Background and Historic Site Usage	8	
	Site Status	8	
	Site Plan	8	
	Work Areas	8	
3.	**HAZARD ASSESSMENT**		**10**
	Site Chemical Hazards	10	
	Site Hazards Checklist	11	
	Weather	11	
	Biological	11	
	Location/Terrain	12	
	Miscellaneous	13	
	Task Hazard Summary	13	
	Task Physical Hazards Checklist	16	
	Summary of Physical Hazards & Controls	17	
4.	**PROTECTIVE MEASURES**		**22**
	Required Safety & Personal Protective Equipment	23	
5.	**TRAINING REQUIREMENTS**		**23**
	Site Specific Training Requirements	23	
	Task Specific Training Requirements	23	
6.	**AIR MONITORING PLAN AND EQUIPMENT**		**24**
	Air Monitoring/Screening Equipment Requirements	24	
	Monitoring Plans	25	
7.	**DECONTAMINATION & DISPOSAL METHODS**		**25**
	Personal Hygiene Safeguards	25	
	Decontamination Supplies	25	

Note: This HASP has been developed for Haley & Aldrich purposes only and is not for use by others.

Location of Decontamination Station 26
Standard Personal Decontamination Procedures 26
Disposal Methods 26
Disposal of Single Use Personal Protective Equipment 26

8. SITE CONTROL 28

Communication 28
Visitors 29
Zoning 29

9. SITE SPECIFIC EMERGENCY RESPONSE PLAN 29

Pre-Emergency Planning 29
Onsite Emergency Response Equipment 29
EVACUATION ALARM 30
EVACUATION ROUTES 30
EVACUATION MUSTER POINT(S)/ SHELTER AREA(S) 30
EVACUTION RESPONSE DRILLS 30
Emergency Type 31
Notification 31
Response Action 31
Evacuation Plan/Route 31

10. HASP ACKNOWLEDGEMENT FORM 33

Attachments

Attachment A HASP Amendment Form
Attachment B Training Requirements
Attachment C Roles and Responsibilities
Attachment D Job Safety Analyses
Attachment E Safety Data Sheets
Attachment F Operating Procedures

Note: This HASP is developed for Haley & Aldrich purposes only and not for use by others.

STOP WORK AUTHORITY

In accordance with Haley & Aldrich (Haley & Aldrich) Stop Work Authority Operating Procedure (OP1035), any individual has the right to refuse to perform work that he or she believes to be unsafe without fear of retaliation. He or she also has the authority, obligation, and responsibility to stop others from working in an unsafe manner.

STOP Work Authority is the stop work policy for all personnel and subcontractors on the Site. When work has been stopped due to an unsafe condition, Haley & Aldrich site management (e.g., Project Manager [PM], Site Health & Safety Officer [SHSO], etc.) and the Haley & Aldrich Senior Project Manager (SPM) will be notified immediately.

Reasons for issuing a stop work order include, but are not limited to:

- The belief/perception that injury to personnel or accident causing significant damage to property or equipment is imminent.
- An Haley & Aldrich subcontractor is in breach of site safety requirements and/or their own site HASP.
- Identifying a substandard condition (e.g., severe weather) or activity that creates an unacceptable safety risk as determined by a qualified person.

Work will not resume until the unsafe act has been stopped OR sufficient safety precautions have been taken to remove or mitigate the risk to an acceptable degree. Stop work orders will be documented as part of an on-site stop work log, on daily field reports to include the activity/activities stopped, the duration, person stopping work, person in-charge of stopped activity/activities, and the corrective action agreed to and/or taken. Once work has been stopped, only the Haley & Aldrich SPM or SHSO can give the order to resume work. Haley & Aldrich senior management is committed to support anyone who exercises his or her “Stop Work” authority.

Note: This HASP has been developed for Haley & Aldrich purposes only and is not for use by others.

ISSUANCE AND COMPLIANCE

This HASP has been prepared in accordance with Occupational Safety and Health Administration (OSHA) regulations (CFR 29, Parts 1904, 1910, and 1926) if such are applicable.

The specific requirements of this HASP include precautions for hazards that exist during this project and may be revised as new information is received or as site conditions change.

- This HASP must be signed by all Haley & Aldrich personnel involved in implementation of the SOW (Section 2 of this HASP).
- This HASP, or a current signed copy, must be retained at all times when Haley & Aldrich staff are present.
- Revisions to this HASP must be outlined within the contents of the HASP. If immediate or minor changes are necessary, the Field Safety Manager (FSM), Haley & Aldrich, SSO and/or Project Manager (PM) may use Attachment 1 (HASP Amendment Form), presented at the end of this HASP. Any revision to the HASP requires employees and subcontractors to be informed of the changes so that they understand the requirements of the change.
- Deviations from this HASP are permitted with approval from the Haley & Aldrich FSM, PM, or Senior Health & Safety Manager (SHSM). Unauthorized deviations may constitute a violation of Haley & Aldrich company procedures/policies and may result in disciplinary action.
- This HASP will be relied upon by Haley & Aldrich's subcontractors and visitors to the site. Haley & Aldrich's subcontractors must have their own HASP which will address hazards specific to their trade that is not included in this HASP. This HASP will be made available for review to Haley & Aldrich's subcontractors and other interested parties (e.g. Facility personnel and regulatory agencies) to ensure that Haley & Aldrich has properly informed our subcontractors and others of the potential hazards associated with the implementation of the SOW to the extent that Haley &Aldrich is aware.

This site-specific HASP provides only site-specific descriptions and work procedures. General safety and health compliance programs in support of this HASP (e.g., injury reporting, medical surveillance, personal protective equipment (PPE) selection, etc.) are described in detail in the Haley &Aldrich Corporate Health and Safety Program Manual and within Haley & Aldrich's Standard Operating Procedures Both the manual and SOPs can be located on the Haley & Aldrich's Company Intranet. When appropriate, users of this HASP should always refer to these resources and incorporate to the extent possible. The manual and SOPs are available to clients and regulators upon request.

Note: This HASP is developed for Haley & Aldrich purposes only and not for use by others.

EMERGENCY EVENT PROCEDURES

1 - ASSESS THE SCENE

- **STOP WORK**
- Review the situation and ascertain if it's safe to enter the area.
- Evacuate the site if the conditions are unsafe.

2 - EVALUATE THE EMERGENCY

- **Call 911, or designated emergency number, if required.**
- **Provide first aid for the victim if qualified and safe to do so.**
  - First aid will be addressed using the onsite first aid kit. *
    - If providing first aid, remember to use proper first aid universal precautions if blood or bodily fluids are present.
- **If exposure to hazardous substance is suspected, immediately vacate the contaminated area.**
  - Remove any contaminated clothing and/or equipment.
  - Wash any affected dermal/ocular area(s) with water for at least 15 minutes.
  - Seek immediate medical assistance if any exposure symptoms are present.

** Note: Haley & Aldrich employees are not required or expected to administer first aid / CPR to any Haley & Aldrich staff member, Contractor, or Civilian personnel at any time; it is Haley & Aldrich´s position that those who do are doing so on their own behalf and not as a function of their job.*

3 - SECURE THE AREA

- **Cordon off the incident area, if possible.**
  - Notify any security personnel, if required.
  - Escort all non-essential personnel out of the area, if able.

4 - REPORT ON-SITE ACCIDENTS / INCIDENTS TO PM / SSO

- **Notify the PM and SSO as soon as it is safe to do so.**
  - Assist PM and SSO in completing any additional tasks, as required.

5 - INVESTIGATE / REPORT THE INCIDENT

- **Record details of the incident for input to the Gensuite.**
  - Complete any additional forms as requested by the PM and SSO.

6 - TAKE CORRECTIVE ACTION

- **Implement corrective actions per the PM following root cause analysis.**
  - Complete Lessons Learned form.

Note: This HASP is developed for Haley & Aldrich purposes only and not for use by others.

PROJECT INFORMATION AND CONTACTS	
Project Name: BP Service Station	**Haley & Aldrich File No.:** 0204090
Location: 169 3rd Avenue, Brooklyn, NY	
Client/Site Contact: Phone Number:	YS Realty NY 347-731-3400
Haley & Aldrich Field Representative: Phone Number: Emergency Phone Number:	Zach Simmel (646) 277-5690 (646) 787-7669
Haley & Aldrich Project Manager: Office Phone Number: Cell Phone Number:	Mari Conlon 646.277.5688 347.271.1521
Field Safety Manager: Office Phone Number: Cell Phone Number:	Brian Ferguson 617.886.7439 617.908.2761
Subcontractor Project Manager: Phone Number:	Scott Hamarich 631.727.2700
Nearest Hospital: Address: (see map on next page) Phone Number:	NYU Langone 83 Amity Street Brooklyn, NY 11201 718.630.7185
Nearest Occ. Health Clinic: http://www.talispoint.com/liberty/ext/ Address: (see map on next page) Phone Number:	Med Rite Urgent Care Park Slope 245 4th Avenue Brooklyn, NY 11215 718.407.1270
Liberty Mutual Claim Policy	**WC6-Z11-254100-031**
Emergency Response Number:	**911**
Other Local Emergency Response Number:	N/A
Other Ambulance, Fire, Police, or Environmental Emergency Resources:	911

Note: This HASP is developed for Haley & Aldrich purposes only and not for use by others.

DIRECTIONS TO THE NEAREST HOSPITAL

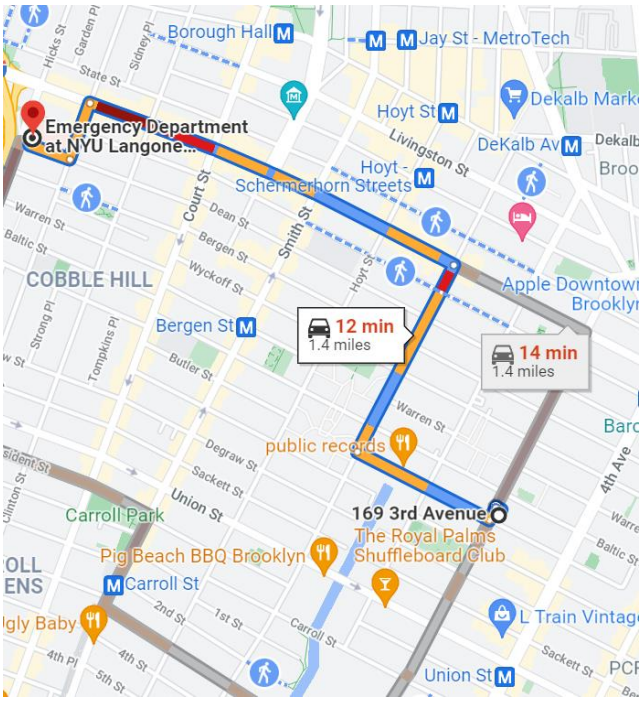

Directions to the Nearest Hospital:

169 3rd Ave
Brooklyn, NY 11217

- Head northwest toward 3rd Ave
  Restricted usage road
  52 ft
- Turn left onto 3rd Ave
  125 ft
- Turn right at the 1st cross street onto Butler St
  0.2 mi
- Turn right onto Bond St
  0.3 mi
- Turn left onto Atlantic Ave
  0.7 mi
- Turn left onto Henry St
  0.1 mi
- Turn right onto Amity St
  Destination will be on the right
  371 ft

Emergency Department at NYU Langone Health—Cobble Hill
83 Amity St, Brooklyn, NY 11201

Note: This HASP is developed for Haley & Aldrich purposes only and not for use by others.

DIRECTIONS TO THE NEAREST URGENT CARE

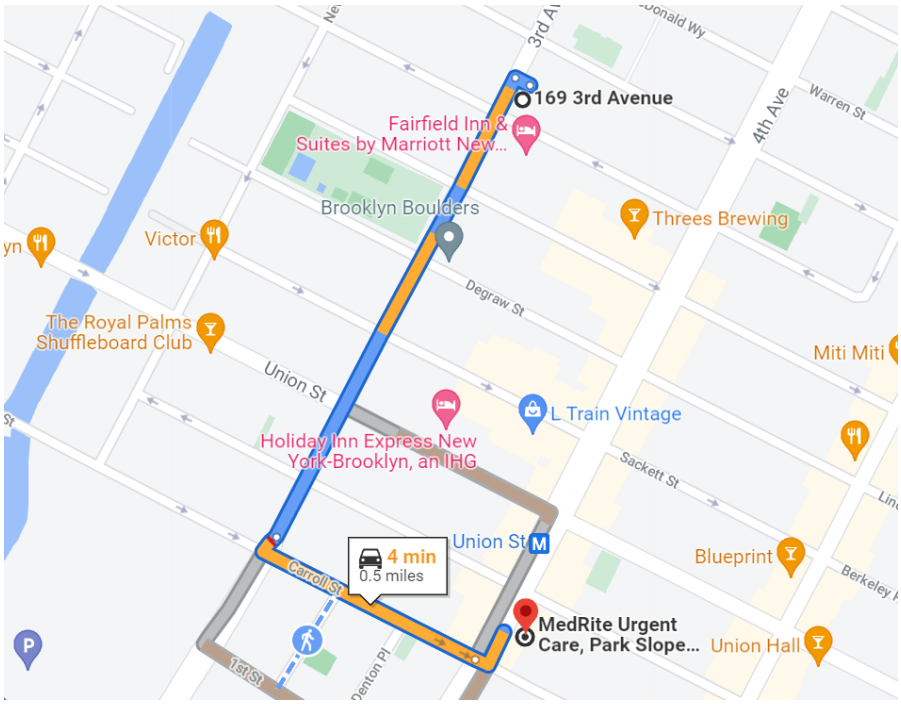

Directions to the Nearest Occupational Clinic:

169 3rd Ave
Brooklyn, NY 11217

Head northwest toward 3rd Ave
Restricted usage road
52 ft

Turn left onto 3rd Ave
0.3 mi

Turn left onto Carroll St
0.2 mi

Turn left onto 4th Ave
161 ft

MedRite Urgent Care, Park Slope, Brooklyn, NY
245 4th Ave, Brooklyn, NY 11215

Note: This HASP is developed for Haley & Aldrich purposes only and not for use by others.

1. WORK SCOPE

This Site-Specific Health and Safety Plan addresses the health and safety practices and procedures that will be exercised by all Haley & Aldrich employees participating in all work on the Project Site. This plan is based on an assessment of the site-specific health and safety risks available to Haley & Aldrich and Haley & Aldrich's experience with other similar project sites. The scope of work includes the following:

Oversee Ground Penetrating Radar survey (GPR). Oversee pre-clearing of eight soil boring locations using hand auger to approximately 5 ft bgs. Oversee Geoprobe installation of soil borings to 15 ft bgs below pre-clearing depth. Collect soil and soil vapor samples throughout site. Collect groundwater sample from existing monitoring well.

Project Task Breakdown

Task No.	Task Description	Employee(s) Assigned	Work Date(s) or Duration
1	**GPR survey-** Overseen GPR survey to be conducted by GPRS Inc. to clear boring locations and identify and underground utilities, tanks or other anomalies.	Zach Simmel	1 day
2	**Pre-clearing and Drilling**- Oversee pre-clearing via hand auger to 5 ft bgs and installation of soil borings and soil vapor points by Eastern Environmental Solutions using a Geoprobe drilling rig. A public markout, will be provided by Coastal.	Zach Simmel	2 days
3	**Soil, Groundwater and Soil Vapor Sampling**- Collect soil and soil vapor samples into laboratory provided containers. Collect groundwater sample from existing monitoring well.	Zach Simmel	2 days

Subcontractor(s) Tasks

Firm Name	Work Activity	Work Date(s) or Duration
Eastern Environmental Solutions	Drilling	2

Projected Start Date: 11/30/2021

Projected Completion Date: 12/2/2022

Note: This HASP has been developed for Haley & Aldrich purposes only and is not for use by others.

2. SITE OVERVIEW / DESCRIPTION

Site Classification

Commercial

Site Description

The Site is located at 169 3rd Avenue in Brooklyn, NY. The rectangular shaped Site is 11,800 square feet in size and is currently operated by an active retail petroleum service station. The Site is improved with a car wash one-story building on the northern of the Site.

Background and Historic Site Usage

The site was used as ladder storage from the 1940s through 1970s. Since the 1970s the site has been used for auto rental, car wash and as a service station.

Site Status

Indicate current activity status and describe operations at the site:

Active

The Site is operated by a retail petroleum service station.

Site Plan

Is a site plan or sketch available? Yes

Work Areas

List and identify each specific work areas(s) on the job site and indicate its location(s) on the site plan:

The work area consists of the entire property with exception of inside the building on the northern portion of the site.

Note: This HASP is developed for Haley & Aldrich purposes only and not for use by others.

Site Plan

Note: This HASP has been developed for Haley & Aldrich purposes only and is not for use by others.

3. HAZARD ASSESSMENT

Indicate all hazards that may be present at the site and for each task. If any of these potential hazards are checked, it is the Project Manager's responsibility to determine how to eliminate / minimize the hazard to protect onsite personnel.

Site Chemical Hazards

Is this Site impacted with chemical contamination? Yes

Source of information about contaminants: Owner Knowledge

Contaminant of Concern	Location/Media	Concentration	Units
Total Petroleum Hydrocarbons (TPH)	**Soil**	**Unknown**	**mg/kg**
Volatile Organic Compounds (VOCs)	**Groundwater**	**Unknown**	**ug/kg**
Urban Fill	**Soil**	**Unknown**	**mg/kg**
BTEX/VOCs	**Soil**	**Unknown**	**mg/kg**

Total Petroleum Hydrocarbons (TPH): is a term used to describe a large family of several hundred chemical compounds that originally come from crude oil. Crude oil is used to make petroleum products, which can contaminate the environment. Because there are so many different chemicals in crude oil and petroleum products, it is not practical to measure each one separately. However, it is useful to measure the total amount of TPH at a site.

TPH is a mixture of chemicals, but they are all made mainly from hydrogen and carbon, called hydrocarbons. Scientists divide TPH into groups of petroleum hydrocarbons that act alike in soil or water. These groups are called petroleum hydrocarbon fractions. Each fraction contains many individual chemicals.

VOCs: include all organic compounds (substances made up of predominantly carbon and hydrogen) with boiling temperatures in the range of 50-260 degrees C, excluding pesticides. This means that they are likely to be present as a vapor or gas in normal ambient temperatures. Substances which are included in the VOC category include aliphatic hydrocarbons (such as hexane), aldehydes, aromatic hydrocarbons (such as benzene, toluene, and the xylenes or BTEX), and oxygenated compounds (such as acetone and similar ketones). The term VOC often is used in a legal or regulatory context and in such cases the precise definition is a matter of law.

VOCs are released from oil and gasoline refining, storage and combustion as well as from a wide range of industrial processes. Processes involving fuels, solvents, paints or the use of chemicals are the most significant sources. VOCs may also be emitted from cleaning products, degreasing products, fabrics, carpets, plastic products, glues, printed material, varnishes, wax, disinfectants, and cosmetics.

Note: This HASP has been developed for Haley & Aldrich purposes only and is not for use by others.

Typically, VOCs are present in gas or vapor and will enter the body by breathing contaminated air. Higher concentrations of VOCs may occur in areas of poor ventilation.

BTEX/VOCs: BTEX is an acronym for benzene, toluene, ethylbenzene and xylenes. These compounds are VOCs, are common in petroleum-related products (e.g., oil, gasoline, coal-tar DNAPL, etc.), and frequently co-occur at hazardous waste sites. Benzene, toluene, ethylbenzene, and xylenes have acute and chronic harmful effects on the central nervous system. Benzene is classified as a carcinogen. Short-term health effects of low-level BTEX exposure include drowsiness, dizziness, accelerated heart rate, headaches, tremors, confusion, and unconsciousness.

Site Hazards Checklist			
Weather			
Cold Temperatures	High Winds	Select Hazard	

Cold Temperatures

Cold stress may occur at any time work is being performed at low ambient temperatures and high velocity winds. Because cold stress is common and has potentially serious illnesses associated with outdoor work during cold seasons, regular monitoring and other preventative measures are vital.

Refer to OP1003-Cold Stress for additional information and mitigation controls.

High Winds

While high winds are commonly associated with severe thunderstorms and hurricanes they may also occur as a result of differences in air pressures, such as when a cold front passes across the area. They can cause downed trees and power lines, and flying debris (such as dust or larger debris), which adds additional risks and could lead to power outages, transportation disruptions, damage to buildings and vehicles, and serious injury.

Wind Advisory are issued for sustained winds 25 to 39 mph and/or gusts to 57 mph. High Wind warnings are issued by the National Weather Service when high wind speeds may pose a hazard or is life threatening. The criteria for this warning will varies by state. The Beaufort Wind Scale is a helpful tool to when dealing with high winds.

Biological			
Mosquitoes	Choose an item.	Choose an item.	Choose an item.

Mosquitos

Work outdoors with temperatures above freezing will likely bring staff into contact with mosquitos. There are a variety of mosquito species that can transmit a range of diseases. Birds act as reservoirs for

Note: This HASP is developed for Haley & Aldrich purposes only and not for use by others.

the viruses that can be collected by the mosquito and transmitted to a person. Majority of mosquitos are mainly a nuisance but staff need to take appropriate precautions to minimize the potential transmission of a virus that can result in one of the following diseases: West Nile, Eastern Equine Encephalitides and Western Encephalitides. Knowing some key steps that can minimize the risk of mosquito bites is, therefore, important in reducing the risks. Workers working outdoors should be aware that the use of PPE techniques is essential to preventing mosquito bites especially when working at sites where mosquitoes may be active and biting.

Use repellents containing DEET, picaridin, IR3535, and some oil of lemon eucalyptus and para-menthane-diol products provide longer-lasting protection. To optimize safety and effectiveness, repellents should be used according to the label instructions. Cover as much of your skin as possible by wearing shirts with long-sleeves, long pants, and socks whenever possible. Avoid use of perfumes and colognes when working outdoors during peak times when mosquitoes may be active; mosquitoes may be more attracted to individuals wearing perfumes and colognes.

Location/Terrain			
Slip/Trip/Falls	Economically Depressed	Public Rd/Right of Way	Choose an item.

Slips, Trips & Falls

Slip and trip injuries are the most frequent injuries to workers. Statistics show most falls happen on the same level resulting from slips and trips. Both slips and trips result from unintended or unexpected change in the contact between the feet and the ground or walking surface. Good housekeeping, quality of walking surfaces (flooring), awareness of surroundings, selection of proper footwear, and appropriate pace of walking are critical for preventing fall accidents.

Site workers will be walking on a variety of irregular surfaces, that may affect their balance. Extra care must be taken to walk cautiously near rivers because the bottom of the riverbed maybe slick and may not be visible. Rocks, gradient changes, sandy bottoms, and debris may be present but not observable.

Take your time and pay attention to where you are going. Adjust your stride to a pace that is suitable for the walking surface and the tasks you are doing. Check the work area to identify hazards - beware of trip hazards such as wet floors, slippery floors, and uneven surfaces or terrain. Establish and utilize a pathway free of slip and trip hazards. Choose a safer walking route. Carry loads you can see over. Keep work areas clean and free of clutter. Communicate hazards to on-site personnel and remove hazards as appropriate.

Economically Depressed Areas

Economically depressed areas may have high crime rates. Projects involving work in and around inactive industrial sites may bring staff into contact with indigent and homeless persons. Staff could be subjected to crime that includes but may not be limited to thievery, vandalism, and violence. Prior to the start of work staff need to understand the work locations and the potential for exposure to low level crime.

Staff members should never work alone in these areas. A buddy system is required. Conduct during daylight hours. Secure equipment and vehicles. If warranted, contact the local police department for a

Note: This HASP is developed for Haley & Aldrich purposes only and not for use by others.

security detail. Leave the work area immediately and contact the local authorities if staff members feel threatened or are threatened.

Public Right of Way

H&A staff and their subcontractors conducting work on public roads and/or right of ways can be exposed to vehicular traffic and expose the public to the hazards of the job site. Where a hazard exists to site workers because of traffic or haulage conditions at work sites that encroach public streets or highways, a system of traffic controls in conformance with the Manual on Uniform Traffic Control Devices for Streets and Highways (MUTCD), or state program, is required. A Temporary Traffic Control Plan (TCP) describes traffic controls to be used for facilitating vehicle and pedestrian traffic through a temporary traffic control zone TCPs are required to provide for worker protection and safe passage of traffic through and around job sites with as little inconvenience and delay as possible.

The plan may range in scope from being very detailed, to merely referencing typical drawings contained in the MUTCD. The degree of detail in the TCP depends entirely on the complexity of the situation, and TCP's should be prepared by persons knowledgeable about the fundamental principles of temporary traffic control and the work activities to be performed.

H&A Project Managers or their subcontractors need to establish appropriate control measures and obtain any permits when project work is on or encroaches public roadways. You may need flaggers or police details. Cease work and notify the field supervisor immediately if any conditions are such that safety is jeopardized. Utilize protective vehicles whenever appropriate or position equipment so in between the work and oncoming traffic.

Miscellaneous			
Choose an item.	Choose an item.	Choose an item.	Choose an item.
Click + to Add Additional Hazard Language			

Task Hazard Summary

Task 1 - Underground Utility Clearance

Ground disturbance activities such as excavating or drilling have the potential to contact underground utilities and may be considered a hazardous activity and a permit to work may be required. Once the H&A Project Manager has identified the work zone and the areas designated for ground disturbance the PM or designee is required to delineate the area with either white paint or flags so that the appropriate agencies know which area to check for their respective utilities. Haley & Aldrich staff members must ensure that permission has been gained from the property owner to access the property prior to site entry and before marking any proposed exploration or drilling locations.

Note: This HASP is developed for Haley & Aldrich purposes only and not for use by others.

The Project Manager shall verify that the proposed dig or drill zones are adequately marked or staked prior to the locators site visit, and that the appropriate Line Location Organization/ Contractor has been notified (a minimum of 72 business hours in advance) of all planned ground disturbance activities and a request for line location has been registered with the applicable One Call or dial Before You Dig organization when applicable. Personnel that are required to mark the area need to identify and understand the hazards associated with the project area which can range from a public roadway to a greenspace in a remote location.

See OP1020 Work Near Utilities.

Task 1 – Pre-Clearing and Drilling Oversight

Drilling is conducted for a range of services that can include but are not limited to: soil characterization, environmental investigation, well installation, and ore exploration. Familiarity with basic drilling safety is an essential component of all drilling projects. Potential hazards related to drilling operations include, but are not limited to encountering underground or overhead utilities, traffic and heavy equipment, hoisting heavy tools, steel impacts, open rotation entanglement, and the planned or unexpected encountering of toxic or hazardous substances. While staff members do not operate drilling equipment, they may work in close proximity to operating drilling equipment and may be exposed to many of the same hazards as the drilling subcontractor. It is imperative that staff are aware of emergency stops and establish communication protocols with the drillers prior to the start of work.

See OP 1002 Drilling Safety for more information.

Task 2 – Soil Sampling

Soil sampling by H&A staff on active construction sites can be conducted in conjunction with a wide range activities such as building construction, earthwork and soil management related activities. These activities can include, but are not limited to: drill spoil characterization and management during building foundation element installation, characterization of excavated soils for management/disposal/reuse during earthwork activities, and as part of environmental remedial activities such as delineation and confirmation sampling. Familiarity with basic heavy construction safety, site conditions (geotechnical and environmental), and potential soil contaminants are essential components of soil sampling performed on active sites. Potential hazards related to soil sampling at construction sites include, but are not limited to: encountering site vehicle traffic and heavy equipment operations, manual lifting, generated waste, contact or exposure to impacted soil, and encountering unknown toxic or hazardous substances. Although soil sampling is commonly performed within active excavations, from stockpiles, or within trench excavations, sampling locations and situations will vary depending on site conditions. Care should be taken while entering and exiting excavations or trenches, and when accessing (climbing up or down) soil stockpiles, ensuring that the sampling area is not being actively accessed by construction equipment. Care should also be taken with handling of potentially environmentally impacted soil during sampling, with appropriate PPE identified and used. At no time during classification activities are personnel to reach for debris near machinery that is in operation, place any samples in

Note: This HASP is developed for Haley & Aldrich purposes only and not for use by others.

their mouth, or come in contact with the soils without the use of gloves. Staff will have to carry and use a variety of sampling tools, equipment, containers, and potentially heavy sample bags. It is imperative that staff are aware of emergency / communication protocols with the Contractor prior to the start of work.

Task 2 – Water Sampling

Environmental water sampling could include activities such as groundwater sampling from permanent or temporary wells, or surface water sampling from streams, rivers, lakes, ponds, lagoons, and surface impoundments.

Sampling tasks could involve uncapping, purging (pumping water out of the well), and sampling, and/or monitoring, new or existing monitoring wells. A mechanical pump may be used to purge the wells and can be hand-, gas-, or electric-operated. Water samples taken from the wells are then placed in containers and shipped to an analytical laboratory for analysis. The physical hazards of these operations are primarily associated with the collection methods and procedures used.

When sampling bodies of water containing known or suspected hazardous substances, adequate precautions must be taken to ensure the safety of sampling personnel. The sampling team member collecting the sample should not get too close to the edge, where ground failure or slips, trips or falls may cause him/her to lose his/her balance. The person performing the sampling should have fall restraint or protection for the task. When conducting sampling from a boat in an impoundment or flowing waters, appropriate vessel safety procedures should be followed. Avoid lifting heavy coolers with back muscles; instead, use ergonomic lifting techniques, team lift or mechanical lifts. Wear proper gloves, such as when handling sample containers to avoid contacting any materials that may have spilled out of the sample containers.

Inhalation and absorption of COCs are the primary routes of entry associated with water sampling, due to the manipulation of sample media and equipment, manual transfer of media into sample containers, and proximity of operations to the breathing zone. During this project, several different groundwater sampling methodologies may be used based on equipment accessibility and the types of materials to be sampled. These sampling methods may include hand or mechanical bailing. The primary hazards associated with these specific sampling procedures are not potentially serious; however, other operations in the area or the conditions under which samples must be collected may present chemical and physical hazards. The hazards directly associated with groundwater sampling procedures are generally limited to strains or sprains from hand bailing, and potential eye hazards. Exposure to water containing COCs is also possible. All tools and equipment that will be used at the site must be intrinsically safe (electronics and electrical equipment) and non-sparking or explosion-proof (hand tools).

Task 2 – Soil Vapor Sampling

Soil gas sampling is employed as an indirect indicator of contamination in soil or groundwater particularly over and around landfill waste sites, or groundwater plumes. Soil gas sampling points can be installed manually using a slam bar or power driven mechanical devices (e.g., demolition hammer or

Note: This HASP is developed for Haley & Aldrich purposes only and not for use by others.

Geoprobe) may be used based on site conditions (i.e., pavement, frozen ground, very dense clays, etc.). Soil gas samples can be drawn through the probe itself, or through Teflon tubing inserted through the probe and attached to the probe point. Samples are collected and analyzed as described below. Other field air monitoring devices, such as the Combustible Gas Indicator (CGI) and the Organic Vapor Analyzer (OVA), can also be used, depending on specific site conditions.

Because the sample is being drawn from underground, and no contamination is introduced into the breathing zone, soil gas sampling usually occurs in Level D. Nevertheless, ambient air should be constantly monitored to obtain background and breathing zone readings during the sampling procedure in the event the seal around the sampling point is breached. As long as the levels in ambient air do not rise above background, no upgrade of the level of protection is needed. Also, an underground utility search must be performed prior to sampling.

Task Physical Hazards Checklist				
Potential Task Hazards	**Task 1** **GPR Survey Oversight**	**Task 2** **Pre-Clearing and Drilling Oversight**	**Task 3** **Soil, Groundwater &Soil Vapor Sampling**	**Task 4** Task Name
Ergonomics	☒	☒	☒	☐
Congested Area	☒	☒	☒	☐
Generated Wastes	☐	☒	☒	☐
Heavy Equipment	☐	☒	☐	☐
Manual Lifting	☐	☒	☒	☐
Underground Utilities	☒	☒	☐	☐
Line of Fire	☐	☒	☐	☐
Noise	☒	☒	☒	☐
Sharp Objects	☒	☒	☒	☐
Ground Disturbance	☐	☒	☐	☐
Traffic	☒	☒	☒	☐

Note: This HASP is developed for Haley & Aldrich purposes only and not for use by others.

Summary of Physical Hazards & Controls

Ergonomics

Most Work-related Musculoskeletal Disorders (WMSDs) are caused by Ergonomic Stressors. Ergonomic Stressors are caused by poor workplace practices and/or insufficient design, which may present ergonomic risk factors. These stressors include, but not limited to, repetition, force, extreme postures, static postures, quick motions, contact pressure, vibration, and cold temperatures.

WMSDs are injuries to the musculoskeletal system, which involves bones, muscles, tendons, ligaments, and other tissues in the system. Symptoms may include numbness, tightness, tingling, swelling, pain, stiffness, fatigue, and/or redness. WMSD are usually caused by one or more Ergonomic Stressors. There may be individual differences in susceptibility and symptoms among employees performing similar tasks. Any symptoms are to be taken seriously and reported immediately.

See OP1053 Ergonomics for more information.

Controls

- Ensure workstations are ergonomically correct so bad posture is not required to complete tasks.
- Take periodic breaks over the course of the day.
- Stretch during break times.
- Break up tasks that require repetitive motion.
- Contact Corporate H&S with any ergonomic concerns

Congested Areas

Working in congested areas can expose both workers and the public to a wide range of hazards depending upon the specific activities taking place. Staff Members need to understand the work scope, work areas, equipment on-site, and internal traffic patterns to minimize or eliminate exposure potential.

Controls

- Provide barricades, fencing, warning signs/signals and adequate lighting to protect people while working in or around congested areas.
- Vehicles and heavy equipment with restricted views to the rear should have functioning back-up alarms that are audible above the surrounding noise levels. Whenever possible, use a signaler to assist heavy equipment operators and/or drivers in backing up or maneuvering in congested areas.
- Lay out traffic control patterns to eliminate excessive congestion.
- Workers in congested areas should always wear high visibility clothing.
- Be aware of Line of Fire hazards when performing work activities in congested areas.
- Hazards associated with SIMOPs should be discussed daily at Tailgate Safety Meetings.

Generated Waste

Activities on environmental sites may generate waste that requires regulated handling and disposal. Excess sample solids, decontamination materials, poly sheeting, used PPE, etc. that are determined to be free of contamination through field or laboratory screening can usually be disposed into client-

Note: This HASP is developed for Haley & Aldrich purposes only and not for use by others.

approved, on-site trash receptacles. Uncontaminated wash water may be discarded onto the ground surface away from surface water bodies in areas where infiltration can occur. Contaminated materials must be segregated into liquids or solids and drummed separately for off-site disposal.

Controls

- Manage waste properly through good work practices.
- Collect, store, containerize waste, and dispose of it properly.
- All wastes generated shall be containerized in an appropriate container (i.e. open or closed top 55-gallon drum, roll-off container, poly tote, cardboard box, etc.) as directed by the PM.
- Containers should be inspected for damages or defects
- Waste containers should be appropriately labeled indicating the contents, date the container was filled, owner of the material (including address) and any unique identification number, if necessary.
- Upon completion of filling the waste container, the container should be inspected for leaks and an appropriate seal.

Heavy Equipment

Staff must be careful and alert when working around heavy equipment, failure or breakage and limited visibility can lead to accidents and worker injury. Heavy equipment such as cranes, drills, haul trucks, or other can fail during operation increasing chances of worker injury. Equipment of this nature shall be visually inspected and checked for proper working order prior to commencement of field work. Those operating heavy equipment must meet all requirements to operate the equipment. Haley & Aldrich, Inc. staff that supervise projects or are associated with high risk projects that involve digging or drilling should use due diligence when working with a construction firm.

See OP1052 Heavy Equipment for additional information.

Controls

- Only approach equipment once you have confirmed contact with the operator (e.g., operator places the bucket on the ground).
- Always maintain visual contact with operators and keep out of the strike zone whenever possible.
- Always be alert to the position of the equipment around you.
- Always approach heavy equipment with an awareness of the swing radius and traffic routes of all equipment and <u>never</u> go beneath a hoisted load.
- Avoid fumes created by heavy equipment exhaust.

Manual Lifting/Moving

Most materials associated with investigation, remedial, or construction-related activities are moved by hand. The human body is subject to damage in the forms of back injury, muscle strains, and hernia if caution is not observed in the handling process.

Controls

- Under no circumstances should any one person lift more than 49 pounds unassisted.
- Always push, not pull, the object when possible.

Note: This HASP is developed for Haley & Aldrich purposes only and not for use by others.

- Size up the load before lifting. If it is heavy or clumsy, get a mechanical aid or help from a worker.
- Bend the knees; it is the single most important aspect of lifting.
- When performing the lift:
    - Place your feet close to the object and center yourself over the load.
    - Get a good handhold.
    - Lift straight up, smoothly and let your legs do the work, not your back!
    - Avoid overreaching or stretching to pick up or set down a load.
    - Do not twist or turn your body once you have made the lift.
    - Make sure beforehand that you have a clear path to carry the load.
    - Set the load down properly.

Underground Utilities

Various forms of underground/overhead utility lines or conveyance pipes may be encountered during site activities. Prior to the start of intrusive operations, utility clearance is mandated, as well as obtaining authorization from all concerned public utility department offices. Should intrusive operations cause equipment to come into contact with utility lines, the SHSO, Project Manager, and Regional H&S Manager shall be notified immediately. Work will be suspended until the client and applicable utility agency is contacted and the appropriate actions for the situation can be addressed.

See OP1020 Work Near Utilities for complete information.

Controls

- Obtain as-built drawings for the areas being investigated from the property owner;
- Visually review each proposed soil boring locations with the property owner or knowledgeable site representative;
- Perform a geophysical survey to locate utilities;
- Hire a private line locating firm to determine location of utility lines that are present at the property;
- Identifying a no-drill or dig zone;
- Hand dig or use vacuum excavation in the proposed ground disturbance locations if insufficient data is unavailable to accurately determine the location of the utility lines.

Line of Fire

Line of fire refers to the path an object will travel. Examples of line of fire situations typically observed on project sites include lifting/hoisting, lines under tension, objects that can fall or roll, pressurized objects or lines, springs or stored energy, work overhead, vehicles and heavy equipment.

Controls

- Never walk under a suspended load.
- Be aware and stay clear of tensioned lines such as cable, chain and rope.
- Be cautious of torque stresses that drilling equipment and truck augers can generate. Equipment can rotate unexpectedly long after applied torque force has been stopped.
- Springs and other items can release tremendous energy if compressed and suddenly released

Note: This HASP is developed for Haley & Aldrich purposes only and not for use by others.

- Items under tension and pressure can release tremendous energy if it is suddenly released.
- Not all objects may be overhead; be especially mindful of top-heavy items and items being transported by forklift or flatbed.
- Secure objects that can roll such as tools, cylinders, and pipes.
- Stay clear of soil cuttings or soil stockpiles generated during drilling operations and excavations, be aware that chunks of soil, rocks, and debris can fall or roll.

Noise

Working around heavy equipment (drill rigs, excavators, etc.) often creates excessive noise. The effects of noise include physical damage to the ear, pain, and temporary and/or permanent hearing loss. Workers can also be startled, annoyed, or distracted by noise during critical activities. Noise monitoring data that indicates that working within 25 feet of operating heavy equipment result in exposure to hazardous levels of noise (levels greater than 85 dBA).

See OP 1031 Hearing Conservation for additional information.

Controls

- Personnel are required to use hearing protection (earplugs or earmuffs) within 25 feet of any operating piece of heavy equipment.
- Limit the amount of time spent at a noise source.
- Move to a quiet area to gain relief from hazardous noise sources.
- Increase the distance from the noise source to reduce exposure.

Sharp Objects

Workers who handle sharp edged objects like sheets of steel or glass are at risk of cuts. Workers who handle sharp edged objects are also at risk of cuts. Injuries may occur to hands, fingers, or legs when they are in the way of the blade, when the blade slips, or if an open blade is handled unexpectedly. Other hazards at job sites include stepping on sharp objects (e.g. wooden boards with protruding nails, sharp work-tools, chisels, etc.) and colliding with sharp and/or protruding objects.

Controls

Always be alert when handling sharps. Never look away or become distracted while handling sharp objects. Use caution when working with tools; use right tool for the job. Keep tools sharp, dull blades are a safety hazard, requiring more force to make cuts which can lead to tool slippage. Wear appropriate PPE and do not handle sharp objects (i.e., broken glass) with bare hands. Use mechanical devices, when possible. Stay away from building debris; avoid handling site debris or placing your hand where you cannot see. Watch out for barbed wire and electrical fences; cover with a car mat or equivalent to cross or walk around; use the buddy system to avoid entanglement; wear gloves. Do not leave unprotected sharps unattended. Use protective shields, cases, styrofoam blocks, etc. Pass a sharp by handing it over carefully by the handle with the blade down or retracted. Fixed open blades are prohibited. Always cut away from the body, making several passes when cutting thicker materials. Make sure blades are fitted properly into the knife. Never cut items with a blade or other sharp object on your lap. Never try to catch a blade or cutting tool that is falling.

Note: This HASP is developed for Haley & Aldrich purposes only and not for use by others.

Ground Disturbance

Ground disturbance is defined as any activity disturbing the ground. Ground disturbance activities include, but are not limited to, excavating, trenching, drilling (either mechanically or by hand), digging, plowing, grading, tunneling and pounding posts or stakes.

Because of the potential hazards associated with striking an underground utility or structure, the operating procedure for underground utility clearance shall be followed prior to performing any ground disturbance activities.

See OP1020 Working Near Utilities

Controls

Prior to performing ground disturbance activities, the following requirements should be applied:

- Confirm all approvals and agreements (as applicable) either verbal or written have been obtained.
- Request for line location has been registered with the applicable One-Call or Dial Before You Dig organization, when applicable.
    - Whenever possible, ground disturbance areas should be adequately marked or staked prior to the utility locators site visit.
- Notification to underground facility operator/owner(s) that may not be associated with any known public notification systems such as the One-Call Program regarding the intent to cause ground disturbance within the search zone.
- Notifications to landowners and/or tenant, where deemed reasonable and practicable.
- Proximity and Common Right of Way Agreements shall be checked if the line locator information is inconclusive.

Traffic

To ensure worker protection and the safe passage of traffic through and around job sites, Site Traffic Control procedures may need to be implemented on project sites. Job zone control and traffic management are necessary when Simultaneous Operations (SIMOPS) or third parties could be at risk of injury by entering the work zone, or when the work crew is at risk of injury by other operations.

Traffic patterns shall be evaluated. Conditions such as high pedestrian traffic, peak periods, daily deliveries or SIMOPS known, Heavy equipment traffic volume and light duty traffic volume shall be evaluated

Early identification and planning for site operations that require job zone control and traffic management, including SIMOPS, is the responsibility of the Project Manager and primary contractor manager. Traffic control plans shall be consistent with the Manual on Uniform Traffic Control Devices.

See OP1025 Signs, Signals, and Barricades and/or OP1043 Site Traffic Control for more information.

Controls

- Alternate walkways where possible.
- Use of the local police to direct traffic.
- Use of an air horn to alert drivers or other workers.

Note: This HASP is developed for Haley & Aldrich purposes only and not for use by others.

- Maintain good housekeeping and clean the area as work is completed.
- Use the 'buddy' or 'watchperson' system while performing work.
- Use a spotter for backing, tight maneuvers and bin/tank/equipment drop-offs.
- Use traffic control devices, field vehicles and barricades and avoid the use of caution tape.
- Park all vehicles (with wheels in a safe direction away from work) to block traffic with a flashing yellow light. Park so that access to the vehicle is away from oncoming traffic while working.
- When parking a vehicle and equipment, utilize a 'first move forward' driving practice.
- Work in an upright position, face traffic and make eye contact with drivers when possible.
- Minimize work time in traffic.
- Establish a 'Stop Work' hand signal.
- Personnel shall always wear high visibility vest

If public sites, such as public roads, bicycle paths or footpaths, are closed or rerouted, local and regulatory requirements shall be followed and traffic control permits shall be put in place. Proper traffic guiding equipment includes stop/slow paddle signs, flaggers, flashing lights and directional signs.

All personnel on-site should be aware of the plan of the day and the Traffic Control Plan should be communicated with all parties involved during the pre-shift meeting.

Note: This HASP is developed for Haley & Aldrich purposes only and not for use by others.

4. PROTECTIVE MEASURES

The personal protective equipment and safety equipment (if listed) is specific to the associated task. The required PPE and equipment listed must be onsite during the task being performed. Work shall not commence unless the required PPE or Safety Equipment is present.

Required Safety & Personal Protective Equipment

Required Personal Protective Equipment (PPE)	**Task 1**	**Task 2**	**Task 3**	**Task 4**
	GPR Survey Oversight	Pre-clearing and Drilling Oversight	Soil, Groundwater, & Soil Vapor Sampling	Enter task description.
Hard hat	☒	☒	☐	☐
Safety Glasses	☒	☒	☒	☐
Safety Toed Shoes	☒	☒	☒	☐
Class 2 Safety Vest	☒	☒	☒	☐
Hearing Protection	☒	☒	☒	☐
Nitrile Gloves	☐	☒	☒	☐
Face Shield	☐	☒	☐	☐
Level of protection required	D	D	D	Select
Required Safety Equipment				
First Aid Kit	☒	☒	☒	☐
Eyewash Bottles	☒	☒	☒	☐
Fire Extinguisher	☒	☒	☒	☐

Note: This HASP is developed for Haley & Aldrich purposes only and not for use by others.

5. TRAINING REQUIREMENTS

The table below lists the training requirements staff must have respective to their assigned tasks and that are required to access the Site.

Site Specific Training Requirements
HAZWOPER - 40 Hour (Initial)
HAZWOPER - 8 Hour (Annual Refresher)
10-Hour OSHA
Site Specific Orientation

Task Specific Training Requirements

Required Training Type	**Task 1**	**Task 2**	**Task 3**	**Task 4**
	GPR Survey Oversight	Pre-clearing and Drilling Oversight	Soil &Groundwater Sampling	Enter task description.
HAZWOPER- 40 Hour (Initial), HAZWOPER- 8 Hour (Annual Refresher), 10-Hour OSHA & Site-Specific Orientation	☒	☒	☒	☐

Note: This HASP is developed for Haley & Aldrich purposes only and not for use by others.

6. AIR MONITORING PLAN AND EQUIPMENT

Exposures to airborne substances shall be fully characterized throughout project operations to ensure that exposure controls are effectively selected and modified as needed.

Is air/exposure monitoring required at this work site for personal protection? Yes

Is perimeter monitoring required for community protection? Yes

Air monitoring plan not applicable No

Air Monitoring/Screening Equipment Requirements

Photo-Ionization Detector (PID) 10.6eV

The required equipment listed above must be on site. Work shall not commence unless the equipment is present and in working order.

Monitoring Plans

Parameter/ Contaminant	Equipment	Action Level	Response Activity
VOCs	PID 10.6 eV	< 1 ppm	Continue work and monitoring.
		>1 ppm for 5 minutes	Clear Instrument and Re-Monitor the Area. Implement PPE upgrades
		>1 ppm for >5 minutes	Evacuate the area and call the FSM and/or PM for further guidance. Implement engineering controls.

Zone Location and Monitoring Interval
Breathing zone and edge of Exclusion Zone.

***If chemical does not have an action level use TLV or REL, whichever is lowest, to be used as an action level. If TLV or REL are the same as PEL, cut the PEL in half for an action level.**

Note: This HASP is developed for Haley & Aldrich purposes only and not for use by others.

7. DECONTAMINATION & DISPOSAL METHODS

All possible and necessary steps shall be taken to reduce or minimize contact with chemicals and contaminated/impacted materials while performing field activities (e.g., avoid sitting or leaning on, walking through, dragging equipment through or over, tracking, or splashing potential or known contaminated/impacted materials.)

Personal Hygiene Safeguards

The following minimum personal hygiene safeguards shall be adhered to:

1. No smoking or tobacco products in any project work areas.
2. No eating or drinking in the exclusion zone.
3. It is required that personnel present on site wash hands before eating, smoking, taking medication, chewing gum/tobacco, using the restroom, or applying cosmetics and before leaving the site for the day.

It is recommended that personnel present on site shower or bathe at home at the end of each day of working on the site.

Decontamination Supplies

All decontamination should be conducted at the project site in designated zones or as dictated by Client requirements. Decontamination should not be performed on Haley & Aldrich owned or leased premises.

☐ Acetone	☐ Distilled Water	☐ Polyethylene Sheeting
☒ Alconox Soap	☐ Drums	☐ Pressure/Steam Cleaner
☒ Brushes	☐ Hexane	☒ Tap Water
☒ Disposal Bags	☐ Methanol	☐ Wash tubs
☒ 5 Gallon Buckets	☒ Paper Towels	☐ Other: Specify

Location of Decontamination Station

Decontamination will take place prior to leaving the site at the exit.

Note: This HASP is developed for Haley & Aldrich purposes only and not for use by others.

Standard Personal Decontamination Procedures

Outer gloves and boots should be decontaminated periodically as necessary and at the end of the day. Brush off solids with a hard brush and clean with soap and water or other appropriate cleaner whenever possible. Remove inner gloves carefully by turning them inside out during removal. Wash hands and forearms frequently. It is good practice to wear work-designated clothing while on-site which can be removed as soon as possible. Non-disposable overalls and outer work clothing should be bagged onsite prior to laundering. If gross contamination is encountered on-site contact the Project Manager and Field Safety Manager to discuss proper decontamination procedures.

The steps required for decontamination will depend upon the degree and type of contamination but will generally follow the sequence below.

1. Remove and wipe clean hard hat
2. Rinse boots and gloves of gross contamination
3. Scrub boots and gloves clean
4. Rinse boots and gloves
5. Remove outer boots (if applicable)
6. Remove outer gloves (if applicable)
7. Remove Tyvek coverall (if applicable)
8. Remove respirator, wipe clean and store (if applicable)
9. Remove inner gloves (if outer gloves were used)

PPE that is not grossly contaminated can be bagged and disposed in regular trash receptacles.

Small Equipment Decontamination

Pretreatment of heavily contaminated equipment may be conducted as necessary:

1. Remove gross contamination using a brush or wiping with a paper towel
2. Soak in a solution of Alconox and water (if possible)
3. Wipe off excess contamination with a paper towel

Standard decontamination procedure:

4. Wash using a solution of Alconox and water
5. Rinse with potable water
6. Rinse with methanol (or equivalent)
7. Rinse with distilled/deionized water

Inspect the equipment for any remaining contamination and repeat as necessary.

Note: This HASP is developed for Haley & Aldrich purposes only and not for use by others.

Disposal Methods
Procedures for disposal of contaminated materials, decontamination waste, and single use personal protective equipment shall meet applicable client, locate, State, and Federal requirements.
Disposal of Single Use Personal Protective Equipment
PPE that is not grossly contaminated can be bagged and disposed in regular trash receptacles. PPE that is grossly contaminated must be bagged (sealed and field personnel should communicate with the Project Manager to determine proper disposal.
Disposal Method for Contaminated Soil • Contaminated soil cuttings and spoils must be containerized for disposal off-site unless otherwise specifically directed. • Soil cuttings, purge water and spoils determined to be free of contamination through field screening can usually be returned to the boreholes or excavations from which they came.

Note: This HASP is developed for Haley & Aldrich purposes only and not for use by others.

8. SITE CONTROL

The overall purpose of site control is to minimize potential contamination of workers, protect the public from the site's hazards, and prevent vandalism. Site control is especially important in emergency situations. The degree of site control necessary depends on site characteristics, site size, and the surrounding community. The following information identifies the elements used to control the activities and movements of people and equipment at the project site.

Communication
Internal Haley & Aldrich site personnel will communicate with other Haley & Aldrich staff member and/or subcontractors or contractors with: Face to Face Communication
External H&S site personnel will use the following means to communicate with off-site personnel or emergency services. Cellular Phones
Visitors
Project Site Will visitors be required to check-in prior to accessing the project site? Yes
Visitor Access Authorized visitors that require access to the project site need to be provided with known information with respect to the site operations and hazards as applicable to the purpose of their site visit. Authorized visitors must have the required PPE and appropriate training to access the project site. Yanxia Lin is responsible for facilitating authorized visitor access.
Zoning
Work Zone The work zone will be clearly delineated to ensure that the general public or unauthorized worker access is prevented. The following will be used: Cones

Note: This HASP is developed for Haley & Aldrich purposes only and not for use by others.

9. SITE SPECIFIC EMERGENCY RESPONSE PLAN

The Emergency Response Plan addresses potential emergencies at this site, procedures for responding to these emergencies, roles, responsibilities during emergency response, and training. This section also describes the provisions this project has made to coordinate its emergency response with other contractors onsite and with offsite emergency response organizations (as applicable).

During the development of this emergency response plan, local, state, and federal agency disaster, fire, and emergency response organizations were consulted (if required) to ensure that this plan is compatible and integrated with plans of those organizations. Documentation of the dates of these consultations are the names of individuals contacted is kept on file and available upon request.

The site has been evaluated for potential emergency occurrences, based on site hazards, and the major categories of emergencies that could occur during project work are:

- Fire(s)/Combustion
- Hazardous Material Event
- Medical Emergency
- Natural Disaster

A detailed list of emergency types and response actions are summarized in Table X below. Prior to the start of work, the SSO will update the table with any additional site-specific information regarding evacuations, muster points, or additional emergency procedures. The SSO will establish evacuation routes and assembly areas for the Site. All personnel entering the Site will be informed of these routes and assembly areas.

Pre-Emergency Planning

Before the start of field activities, the Project Manager will ensure preparation has been made in anticipation of emergencies. Preparatory actions include the following:

Meeting with the subcontractor/and or client concerning the emergency procedures in the event a person is injured. Appropriate actions for specific scenarios will be reviewed. These scenarios will be discussed, and responses determined before the sampling event commences. A form of emergency communication (i.e.; Cell phone, Air horn, etc.) between the Project Manager and subcontractor and/or client will be agreed on before the work commences.

A training session (i.e., “safety meeting”) given by the Project Manager or their designee informing all field personnel of emergency procedures, locations of emergency equipment and their use, and proper evacuation procedures.

Ensuring field personnel are aware of the existence of the emergency response HASP and ensuring a copy of the HASP accompanies the field team(s).

Onsite Emergency Response Equipment

Emergency procedures may require specialized equipment to facilitate work rescue, contamination control and reduction or post-emergency cleanup. Emergency response equipment stocked

Note: This HASP is developed for Haley & Aldrich purposes only and not for use by others.

Table 9.1 Emergency Equipment and Emergency PPE			
Emergency Equipment	**Specific Type**	**Quantity Stocked**	**Location Stored**
First Aid Kit	General First Aid Kit	1	With H&A personnel
Fire Extinguisher	A/B/C	1	25 feet of Drill Rig

EVACUATION ALARM
Verbal Communication (Site Personnel are adjacent in work zone)
EVACUATION ROUTES
Will be given a map after site specific training
EVACUATION MUSTER POINT(S)/ SHELTER AREA(S)
Will be given a locations after site specific training
EVACUTION RESPONSE DRILLS
The Site relies on outside emergency responders and a drill is not required.

Note: This HASP is developed for Haley & Aldrich purposes only and not for use by others.

Table 9-2 – Emergency Planning

Emergency Type	Notification	Response Action	Evacuation Plan/Route
Chemical Exposure	Report event to SSO immediately	Refer to Safety Data Sheet for required actions	Remove personnel from work zone
Fire - Small	Notify SSO and contact 911	Use fire extinguisher if safe and qualified to do so	Mobilize to *Muster Point*
Fire – Large/Explosion	Notify SSO and contact 911	Evacuate immediately	Mobilize to *Muster Point*
Hazardous Material – Spill/Release	Notify SSO; SSO will contact PM to determine if additional agency notification is	If practicable don PPE and use spill kit and applicable procedures to contain the release	See Evacuation Map for route, move at least 100 ft upwind of spill location
Medical – Bloodborne Pathogen	Notify SSO	If qualified dispose in container or call client or city to notify for further instruction.	None Anticipated
Medical – First Aid	Notify SSO	If qualified perform first aid duties	None Anticipated
Medical – Trauma	If life threatening or transport is required call 911, immediately	Wait at site entrance for ambulance	Noe Anticipated
Security Threat	Notify SSO who will call 911 as warranted	Keep all valuables out of site and work zones delineated.	None Anticipated
Weather – Earthquake/Tsunami's	STOP WORK and evacuate Site upon any earthquake	Turn off equipment and evacuate as soon as is safe to do so	Mobilize to *Shelter Location*
Weather – Lightning Storm	STOP WORK	Work may resume 30 minutes after the last observed lightning.	None Anticipated
Weather – Tornadoes/Hurricanes	Monitor weather conditions STOP WORK and evacuate the site	Evacuate to shelter location or shelter in place immediately	Mobilize to *Shelter Location*
MUSTER POINT Sidewalk along Wythe Avenue		*SHELTER LOCATION* Personal vehicle	
In case of site emergencies, site personnel shall be evacuated per this table and will not participate in emergency response activities. Site emergencies shall be reported to local, state, and federal governmental agencies as required.			

Note: This HASP has been developed for Haley & Aldrich purposes only and is not for use by others.

10. HASP ACKNOWLEDGEMENT FORM

All Haley & Aldrich employees onsite must sign this form prior to entering the site.

I hereby acknowledge receipt of, and briefing on, this HASP prior to the start of on-site work. I declare that I understand and agree to follow the provisions, processes, and procedures set forth herein at all times while working on this site.

Printed Name	Signature	Date

Note: This HASP has been developed for Haley & Aldrich purposes only and is not for use by others.

ATTACHMENT A
HASP AMENDMENT FORM

Note: This HASP has been developed for Haley & Aldrich purposes only and is not for use by others.

HASP AMENDMENT FORM

This form is to be used whenever there is an immediate change in the project scope that will require an amendment to the HASP. For project scope changes associated with "add-on" tasks, the changes must be made in the body of the HASP. Before changes can be made, a review of the potential hazards must be initiated by the Haley & Aldrich Project Manager.

This original form must remain on site with the original HASP. If additional copies of this HASP have been distributed, it is the Project Manager's responsibility to forward a signed copy of this amendment to those who have copies.

Amendment No.	
Site Name	
Work Assignment No.	
Date	
Type of Amendment	
Reason for Amendment	
Alternate Safeguard Procedures	
Required Changes in PPE	

Project Manager Name (Print)	Project Manager Signature	Date

Health & Safety Approver Name (Print)	Health & Safety Approver Signature	Date

Note: This HASP has been developed for Haley & Aldrich purposes only and is not for use by others.

ATTACHMENT B
TRAINING REQUIREMENTS

Note: This HASP has been developed for Haley & Aldrich purposes only and is not for use by others.

TRAINING REQUIREMENTS

Health and Safety Training Requirements

Personnel will not be permitted to supervise or participate in field activities until they have been trained to a level required by their job function and responsibility. Haley & Aldrich staff members, contractors, subcontractors, and consultants who have the potential to be exposed to contaminated materials or physical hazards must complete the training described in the following sections.

The Haley & Aldrich Project Manager/FSM will be responsible for maintaining and providing to the client/site manager documentation of Haley & Aldrich staff members' compliance with required training as requested. Records shall be maintained per OSHA requirements.

40-Hour Health and Safety Training

The 40-Hour Health and Safety Training course provides instruction on the nature of hazardous waste work, protective measures, proper use of personal protective equipment, recognition of signs and symptoms which might indicate exposure to hazardous substances, and decontamination procedures. It is required for all personnel working on-site, such as equipment operators, general laborers, and supervisors, who may be potentially exposed to hazardous substances, health hazards, or safety hazards consistent with 29 CFR 1910.120.

8-hour Annual Refresher Training

Personnel who complete the 40-hour health and safety training are subsequently required to attend an annual 8-hour refresher course to remain current in their training. When required, site personnel must be able to show proof of completion (i.e., certification) at an 8-hour refresher training course within the past 12 months.

8-Hour Supervisor Training

On-site managers and supervisors directly responsible for, or who supervise staff members engaged in hazardous waste operations, should have eight additional hours of Supervisor training in accordance with 29 CFR 1910.120. Supervisor Training includes, but is not limited to, accident reporting/investigation, regulatory compliance, work practice observations, auditing, and emergency response procedures.

Additional Training for Specific Projects

Haley & Aldrich personnel will ensure their personnel have received additional training on specific instrumentation, equipment, confined space entry, construction hazards, etc., as necessary to perform their duties. This specialized training will be provided to personnel before engaging in the specific work activities including:

- Client specific training or orientation
- Competent person excavations
- Confined space entry (entrant, supervisor, and attendant)
- Heavy equipment including aerial lifts and forklifts
- First aid/ CPR
- Use of fall protection
- Use of nuclear density gauges
- Asbestos awareness

Note: This HASP has been developed for Haley & Aldrich purposes only and is not for use by others.

ATTACHMENT C
ROLES AND RESPONSIBILITIES

Note: This HASP has been developed for Haley & Aldrich purposes only and is not for use by others.

SITE ROLES AND RESPONSIBILITIES

Haley & Aldrich Personnel

Field Safety Manager (FSM)

The Haley & Aldrich FSM is a full-time Haley & Aldrich staff member, trained as a safety and health professional, who is responsible for the interpretation and approval of this Safety Plan. Modifications to this Safety Plan cannot be undertaken by the PM or the SSO without the approval of the FSM.

Specific duties of the FSM include:

- Approving and amending the Safety Plan for this project
- Advising the PM and SHSOs on matter relating to health and safety
- Recommending appropriate personal protective equipment (PPE) and air monitoring instrumentation
- Maintaining regular contact with the PM and SSO to evaluate the conditions at the property and new information which might require modifications to the HASP and
- Reviewing and approving JSAs developed for the site-specific hazards.

Project Manager (PM)

The Haley & Aldrich PM is responsible for ensuring that the requirements of this HASP are implemented at that project location. Some of the PM´s specific responsibilities include:

- Assuring that all personnel to whom this HASP applies have received a copy of it;
- Providing the FSM with updated information regarding environmental conditions at the site and the scope of site work;
- Providing adequate authority and resources to the on-site SHSO to allow for the successful implementation of all necessary safety procedures;
- Supporting the decisions made by the SHSO;
- Maintaining regular communications with the SHSO and, if necessary, the FSM;
- Coordinating the activities of all subcontractors and ensuring that they are aware of the pertinent health and safety requirements for this project;
- Providing project scheduling and planning activities; and
- Providing guidance to field personnel in the development of appropriate Job Safety Analysis (JSA) relative to the site conditions and hazard assessment.

Site Health & Safety Officer (SHSO)

The SHSO is responsible for field implementation of this HASP and enforcement of safety rules and regulations. SHSO functions may include some or all of the following:

- Act as Haley & Aldrich´s liaison for health and safety issues with client, staff, subcontractors, and agencies.
- Verify that utility clearance has been performed by Haley & Aldrich subcontractors.
- Oversee day-to-day implementation of the Safety Plan by Haley & Aldrich personnel on site.

Note: This HASP has been developed for Haley & Aldrich purposes only and is not for use by others.

- Interact with subcontractor project personnel on health and safety matters.
- Verify use of required PPE as outlined in the safety plan.
- Inspect and maintain Haley & Aldrich safety equipment, including calibration of air monitoring instrumentation used by Haley & Aldrich.
- Perform changes to HASP and document in Appendix A of the HASP as needed and notify appropriate persons of changes.
- Investigate and report on-site accidents and incidents involving Haley & Aldrich and its subcontractors.
- Verify that site personnel are familiar with site safety requirements (e.g., the hospital route and emergency contact numbers).
- Report accidents, injuries, and near misses to the Haley & Aldrich PM and FSM as needed.

The SHSO will conduct initial site safety orientations with site personnel (including subcontractors) and conduct toolbox and safety meetings thereafter with Haley & Aldrich employees and Haley & Aldrich subcontractors at regular intervals and in accordance with Haley & Aldrich policy and contractual obligations. The SHSO will track the attendance of site personnel at Haley & Aldrich orientations, toolbox talks, and safety meetings.

Field Personnel

Haley & Aldrich personnel are responsible for following the health and safety procedures specified in this HASP and for performing their work in a safe and responsible manner. Some of the specific responsibilities of the field personnel are as follows:

- Reading the HASP in its entirety prior to the start of on-site work;
- Submitting a completed Safety Plan Acceptance Form and documentation of medical surveillance and training to the SHSO prior to the start of work;
- Attending the pre-entry briefing prior to beginning on-site work;
- Bringing forth any questions or concerns regarding the content of the Safety Plan to the PM or the SHSO prior to the start of work;
- Stopping work when it is not believed it can be performed safely;
- Reporting all accidents, injuries and illnesses, regardless of their severity, to the SHSO;
- Complying with the requirements of this safety plan and the requests of the SHSO; and
- Reviewing the established JSAs for the site-specific hazards on a daily basis and prior to each shift change, if applicable.

Visitors

Authorized visitors (e.g., Client Representatives, Regulators, Haley & Aldrich management staff, etc.) requiring entry to any work location on the site will be briefed by the Site Supervisor on the hazards present at that location. Visitors will be escorted at all times at the work location and will be responsible for compliance with their employer´s health and safety policies. In addition, this safety plan specifies the minimum acceptable qualifications, training and personal protective equipment which are required for entry to any controlled work area; visitors must comply with these

Note: This HASP is developed for Haley & Aldrich purposes only and not for use by others.

requirements at all times. Unauthorized visitors, and visitors not meeting the specified qualifications, will not be permitted within established controlled work areas.

SUBCONTRACTOR PERSONNEL

Subcontractor Site Representative

Each contractor and subcontractor shall designate a Contractor Site Representative. The Contractor Site Representative will interface directly with Insert Staff Name Here, the Subcontractor Site Safety Manager, with regards to all areas that relate to this safety plan and safety performance of work conducted by the contractor and/or subcontractor workforce. Contractor Site Representatives for this site are listed in the Contact Summary Table at the beginning of the Safety Plan.

Subcontractor Site Safety Manager

Each contractor / subcontractor will provide a qualified representative who will act as their Site Safety Manager (Sub-SSM). This person will be responsible for the planning, coordination, and safe execution of subcontractor tasks, including preparation of job hazard analyses (JHA), performing daily safety planning, and coordinating directly with the Haley & Aldrich SHSO for other site safety activities. This person will play a lead role in safety planning for Subcontractor tasks, and in ensuring that all their employees and lower tier subcontractors are in adherence with applicable local, state, and/or federal regulations, and/or industry and project specific safety standards or best management practices.

General contractors / subcontractors are responsible for preparing a site-specific HASP and/or other task specific safety documents (e.g., JHAs), which are, at a minimum, in compliance with local, state, and/or federal other regulations, and/or industry and project specific safety standards or best management practices. The contractor(s)/subcontractor(s) safety documentation will be at least as stringent as the health and safety requirements of the Haley & Aldrich Project specific HASP.

Safety requirements include, but are not limited to: legal requirements, contractual obligations and industry best practices. Contractors/subcontractors will identify a site safety representative during times when contractor/subcontractor personnel are on the Site. All contractor/subcontractor personnel will undergo a field safety orientation conducted by the Haley & Aldrich SHSO and/or PM prior to commencing site work activities. All contractors / subcontractors will participate in Haley & Aldrich site safety meetings and their personnel will be subject to training and monitoring requirements identified in this Safety Plan. If the contractors / subcontractors means and methods deviate from the scope of work described in Section 1 of this Safety Plan, the alternate means and methods must be submitted, reviewed and approved by the Haley & Aldrich SHSO and/or PM prior to the commencement of the work task. Once approved by the Haley & Aldrich SHSO and/or PM, the alternate means and methods submittal will be attached to this Safety Plan as an Addendum.

Note: This HASP is developed for Haley & Aldrich purposes only and not for use by others.

ATTACHMENT D
JOB SAFETY ANALYSES

Note: This HASP has been developed for Haley & Aldrich purposes only and is not for use by others.

Safety
in everything we do

BP SERVICE STATION

KEY TASK ENTER TASK NUMBER.: ENTER TASK NAME.

Subtask Category	Potential Hazards	Controls
Drilling	Utility Locators and Underground Hazards	• GPR survey and public utility markout
Drilling	Heavy equipment	• Personal protective equipment, licensed drill rig operators
Drilling	Noise reduction	• Personal protective equipment
Drilling, Sampling	Cold stress	• Adequate outerwear
Drilling, Sampling	Slips, trips, and falls	• Organized work areas, adequate lighting
Drilling, Sampling	General site hazards	• Personal protective equipment, Health & Safety tailgate meetings
Enter subtask information.	Choose category.	• Enter control(s) for each hazard.
Enter subtask information.	Choose category.	• Enter control(s) for each hazard.
Enter subtask information.	Choose category.	• Enter control(s) for each hazard.
Enter subtask information.	Choose category.	• Enter control(s) for each hazard.
Enter subtask information.	Choose category.	• Enter control(s) for each hazard.
Enter subtask information.	Choose category.	• Enter control(s) for each hazard.
Enter subtask information.	Choose category.	• Enter control(s) for each hazard.
Enter subtask information.	Choose category.	• Enter control(s) for each hazard.

Note: This HASP has been developed for Haley & Aldrich purposes only and is not for use by others.

COVID-19 Policy
Working Safely on Project Sites

Safety in everything we do

HEALTH & SAFETY FACTSHEET

Incorporate the following information to protect field staff, business partners, clients, and the general public at project sites:

All Staff:

- Must follow state/county/local mandates or client requirements, when they are stricter. Where requirements are stricter, they will be included in the Office or Project HASP.
- Must stay home if they are sick.
- Should be "face covering ready" (have a mask readily available). If working within 6', entering a shared indoor setting (e.g., job trailer), or anyone asks that staff wear a mask in an interaction, Haley & Aldrich staff must don a mask.
- Maintain physical distancing when feasible and virtual meetings are encouraged as a best practice to reduce the risk of in-person contact and reduce our environmental footprint.
- Staff may eat together outdoors. Are still required to avoid dining with others in an indoor setting. This includes Haley & Aldrich meetings and client luncheons
- Are required to review, understand, and communicate the site's controlling employer's COVID-19 mitigation plan prior to mobilization. It is your duty to obtain a copy of the site COVID plan.

Fully vaccinated staff who have been exposed or have symptoms must:

- Immediately isolate from others and, go home if symptoms manifest at work.
- Quarantine for 10 days and 24 hours past resolution of the last symptom. Follow site procedures if they are more stringent.
- Vaccinated staff must email COVIDHelp@haleyaldrich.com if you experience COVID-19 symptoms.
- Please use the CDC's COVID Symptom Checker or contact your physician if you have questions about your symptoms: https://www.cdc.gov/coronavirus/2019-ncov/symptoms-testing/symptoms.html
- If you have been informed of a close contact, self-monitor for symptoms.
- Wear a mask for 14 days while you self-monitor for symptoms. If symptoms don't develop you may test between day 3-4. If the test comes back negative, you can return to work without a mask.

The risk associated with potential exposure to COVID-19 will be considered as part of the project planning and HASP development cycle.

Have Health & Safety review the HASP.

Business partners for sites managed by Haley & Aldrich (H&A Controlling Employer) will have completed the Self-Declaration Form.

Approved and appropriate Personal Protective Equipment and supplies are used as indicated by the HASP.

All information and content in this document is for information purposes only and is not medical advice, diagnosis, or treatment. Printed copies are not document controlled.

HALEY ALDRICH

COVID-19 PROJECT SPECIFIC INFORMATION

Unvaccinated Staff:

- Are still required to always wear a mask while on remote work assignments.
- Are still required to self-certify through Gensuite each morning prior to entering the work environment (office, field, client site, travel or any other place you are to perform work duties.
- Are still required to stay home and quarantine when sick, experiencing COVID-19 like symptoms, or were in close contact with someone with COVID-19.
- Are still required to isolate from others if they become sick or develop COVID-19 symptoms in the work environment. Immediately report any illness, or close contact to COVIDHelp@haleyaldrich.com. Please refer to the "What to do if you have been exposed" policy for further information.
- Are still required to avoid dining with others in an indoor setting. This includes Haley & Aldrich meetings and client luncheons.

Fit for Duty:

- All subcontractors (if subcontracted to Haley & Aldrich), and visitors (if H&A is Controlling Employer) will complete the Subcontractor Self-Declaration form to affirm staff report fit for duty and symptom free each day.
- All employees working on a site controlled by another employer will follow site expectations for self-certification.
- Sub-contractors who do not show proof of vaccination will be expected to follow the unvaccinated staff requirements.

Things you can do to limit potential exposure (best practices for vaccinated staff/required for unvaccinated staff):

- Consider job trailers or offices as part of this risk assessment and follow all site requirements.
- Maintain a minimum distance of 6' when feasible If you can maintain greater distances, please do so.
- Avoid eating in groups
- Continue regular handwashing or hand sanitizing. Sanitize surfaces as needed.
- Avoid touching the face area (eyes, nose, mouth).

Does the client or Controlling Employer (if H&A is not controlling employer) have specific requirements related to COVID-19?

If yes, please attach the requirements. Yes No

Do we have the necessary supplies on hand (If needed)? Yes No

(Supplies include masks, disinfectant, hand washing stations or sanitizer, and PPE.)

The following **must** be onsite(☑ to acknowledge):

- ❑ Has the Tailgate Meeting Form been provided?
- ❑ Has the What To Do if You Have Been Exposed policy been provided?
- ❑ Has the mask policy been provided?
- ❑ Has the Field Office/Trailer been reviewed to ensure it is safe?
- ❑ Subcontractor Self-Declaration form

All information and content in this document is for information purposes only and is not medical advice, diagnosis, or treatment. Printed copies are not document controlled.