ROUX

VOLUNTARY CLEANUP PROGRAM
SEMI-ANNUAL PROGRESS REPORT – November 2021 to April 2022

Former Pfizer Inc Site D
Operable Unit 1 (OU-1)
191 Harrison Avenue and 60-66 Gerry Street
Brooklyn, New York

Index No. D2-0010-0703
Site No. V00350

Period:	November 1, 2021 through April 29, 2022
Report Date:	June 24, 2022
Site Phase:	Site Management Plan Implementation
Regulatory Contact:	Man Tsz Yau New York State Department of Environmental Conservation Region 2 – Division of Environmental Remediation 47-40 21st Street, Long Island City, New York 11101

Activities Performed

Groundwater monitoring data continued to be collected and evaluated following the fifth round of in situ treatment injections. These injections, conducted in November 2020, applied MicroZVI and HRC in 19 injection locations within and around the Site D property. The implementation methods for the injections are detailed in the Summary of Supplemental *In Situ* Treatment Injection Program Letter Report, submitted on January 13, 2021.

Groundwater Monitoring

The most recent groundwater monitoring event was performed on April 28-29, 2022, the fifth sampling event following the latest round of *In Situ* injections performed in November 2020, and the nineteenth sampling event following the first *In Situ* Chemical Oxidation (ISCO) injection round performed in 2016. The results of the groundwater sampling events are provided below and demonstrate declining CVOC concentrations, and improving groundwater quality since the October 2020 (pre-injection, baseline) groundwater sampling round, as described in the summary of results below.

The monitoring well network sampled included MW-D2I, MW-D2, MW-10, MW-20, MW-21, MW-23, MW-24I, and MW-25I. MW-22 could not be located and was likely destroyed during ongoing construction in Lot 50. MW-19 was not sampled due to lack of water present at the time of sampling. Water-level measurements were collected at all wells from the top of the well casing to the depth of static groundwater. The results of the gauging rounds are presented in Table 1.

Following the groundwater gauging round, groundwater samples were collected using low-flow groundwater sampling procedures. The pump intake was set within the saturated portion of the well screen during purging and sampling activities. Prior to collecting groundwater samples, each monitoring well was purged at a flow rate of approximately 0.2 liters per minute (L/min). Flow rates were adjusted to maintain minimal drawdown in the well during purging activities. A portable water-quality meter, equipped with an in-line flow-through cell, was used to monitor water quality indicator parameters (pH, conductivity, dissolved oxygen [DO], oxidation-reduction potential [ORP], temperature, and turbidity).

209 Shafter Street ■ Islandia, New York 11749 ■ +1.631.232.2600 ■ www.rouxinc.com
California ■ Illinois ■ Massachusetts ■ New Jersey ■ New York ■ Texas ■ Virginia

Groundwater quality measurements were collected every three to five minutes until the field parameters stabilized. Dissolved oxygen and ORP field data are presented in Table 2.

Purging was considered complete when the field parameters stabilized, after which groundwater samples were collected and submitted for VOC analysis. The VOC results of these samples are summarized in Table 3 and presented in Plate 1. The general chemistry results of these samples are summarized in Table 4.

Groundwater Monitoring Results

The areas around monitoring wells MW-10, MW-20, MW-24I, MW-25I, MW-D2, and MW-D2I were selected for a third round of *in situ* treatment injections to address observed rebounding of total CVOC concentrations after the first round of ISCO injections (May 2016), as further detailed in Progress Report No. 85. Pfizer and Roux commenced the second round of ISCO injections at Site D in September 2017 consistent with the RAWP and under the SMP. The November 2017 sampling round was conducted following the completion of these injections, but prior to the PlumeStop® injections in December 2017. Sampling events were conducted quarterly through October 2019, then collected semi-annually through October 2021. The January 2022 sampling event was conducted thirty-six months following the PlumeStop® injections. A fourth round of *in situ* injections was performed in November 2020 to address observed rebounding in total CVOC concentrations following the review of the October 2020 sampling results. The details of the November 2020 injection event are summarized in the Summary of Supplemental *In Situ* Treatment Injection program dated January 13, 2021. The January 2021, April 2021, October 2021, January 2022, and April 2022 sampling events were conducted at three, six, nine, twelve, and fifteen months following the completion of the injections. The resulting CVOC concentrations from wells within the ROI are summarized below and on Plate 1.

	Total CVOC Concentration[1]										
	Jan-19	Apr-19	Jul-19	Oct-19	May-20	Oct-20	Jan-21	Apr-21	Oct-21	Jan-22	Apr-22
MW-10	56.9	1.9	5.5	40.7	1.13	1.6	1.59	1.5	343.9	274.7	318.8
MW-20	3100	750	730	29.8	670	18	25	1150	284	111	471
MW-24I	412	3,446	NS	NS	2,800	2,360	5,540	600	115	212	27
MW-25I	9.2	16.2	52	76	117	640	360	380	37	13	4.8
MW-D2	11,120	18,100	15,420	5,360	34,018	15,923	788	3,610	265	NS	60.5
MW-D2I	692	560	630	750	900	1570	301	131	84	47	26.42
Average	2,565	3,812	3,368	1,251	6,418	3,419	1,169	979	188	132	151

1. The total CVOC concentration in micrograms per liter (µg/L) was calculated by adding the concentrations of cis-1,2-dichloroethene (cis-1,2 DCE), trans-1,2-dichloroethene (trans-1,2 DCE), trichloroethene (TCE), tetrachloroethene (PCE), and vinyl chloride (VC).

NS Not Sampled

Following the fourth round of *in situ* treatment injections, reductions in total CVOC concentrations of 99 to 100% were observed in monitoring wells MW-24I, MW-25I, MW-D2, and MW-D2I. With the exception of MW-10, all monitoring wells from within the ROI experienced a decrease in total CVOC concentrations compared to pre-injection results. For the third consecutive sampling event, total CVOC concentrations in all monitoring wells from within, and outside of, the ROI are now well below 1,000 µg/L. The average total CVOC concentration of wells within the ROI shows continuous decline (Table 3, Plate 1). This suggests that the aquifer matrix has stabilized and is continuing to degrade the remaining contaminants.

Groundwater elevation ranged from -3.40 feet above mean sea level (ft amsl) (MW-25I) to -2.11 amsl (MW-23) across the Site (Table 1). These elevations reflect historic results, including those recorded in October 2021. MW-19 was not sampled due to lack of water present in the well at the time of sampling. Additionally, a grab sample was collected from MW-D2 due to slow recharge.[1] The dry well conditions and lack of recharge are likely a result of the dewatering efforts at 77 Gerry Street. Groundwater elevation will continue to be monitored in the October 2022 sampling event.

[1] Monitoring well MW-D2 was experiencing drawdown and lack of recharge at the time of sampling. Two well volumes were purged from the monitoring well, over the span of two hours, before the sample was collected.

The presence of ethene, the daughter product of vinyl chloride degradation, in monitoring wells MW-24I and MW-D2 indicate continued degradation of CVOCs. Redox potential (ORP) and TOC concentrations continue to confirm reducing conditions in the aquifer. The QuantArray®-Chlor results obtained from MW-D2 and MW-24I show moderate concentrations of dehalococcoides, reductive dechlorinators targeting vinyl chloride.

Continued CVOC reductions are expected over time at monitoring wells south of Gerry Street as the bioremediation treatment continues. The reductive conditions observed support the expectation of continued degradation.

Modifications or Amendments to the SMP

There were no modifications or amendments to the SMP during this reporting period.

Actions Planned for the Next Quarterly Reporting Period

The following activities are scheduled for the next reporting period (May 1, 2022 through October 31, 2022):

- October 2022 Semi-Annual Groundwater sampling event.

If you have any questions or require any additional information on this report, please do not hesitate to contact me at (631) 232-2600.

Sincerely,

ROUX ENVIRONMENTAL ENGINEERING AND GEOLOGY, D.P.C.

Julia Michaels
Project Manager

Charles J. McGuckin, P.E.
Principal Engineer/Vice President

TABLES

1. Summary of Water Level Data
2. *In Situ* Treatment Injections Monitoring Data
3. Summary of Volatile Organic Compounds in Groundwater
4. Summary of General Chemistry in Groundwater

Table 1. Summary of Water Level Data, Former Pfizer Inc Site D, Brooklyn, New York

Well Number	Elevation of Grade (ft msl)[2]	Elevation of Measuring Point (ft msl)[1]	Depth to Water (ft below measuring point)	Groundwater Elevation (ft msl)[2]
		April 28, 2022		
MW-8[5]	12.88	15.49	NM	--
MW-9[5]	11.70	11.42	NM	--
MW-10	12.60	12.37	14.90	-2.53
MW-16R[2,5]	10.05	9.46	NM	--
MW-18[5]	9.71	9.43	NM	--
MW-19[3]	12.75	11.57	NM	-- [3.7]
MW-20	12.48	12.30	14.75	-2.45
MW-21	12.19	11.93	14.44	-2.51
MW-22[6]	12.88	12.60	NM	--
MW-23	13.24	12.98	15.09	-2.11
MW-24I[4]	11.67	11.08	13.62	-2.54
MW-25I	12.38	11.00	14.40	-3.40
MW-D2	12.92	12.15	14.28	-2.13
MW-D2I	12.90	11.95	14.59	-2.64

Note:

1. Elevation data is reported in feet relative to mean sea level (ft msl) using the Borough of Brooklyn Highway Datum.
2. Monitoring well MW-16R was installed on August 12, 2015. Survey datum from MW-16 used for contouring purposes.
3. Monitoring well MW-19 was partially damaged; measuring point now approximately 0.7 ft below surveyed elevation. MW-19 not used on contour map.
4. Monitoring well MW-24I was redeveloped on May 28, 2020.
5. Monitoring wells MW-8, MW-9, MW-16R and MW-18 were abandoned in January 2020.
6. Monitoring well MW-22 is likely destroyed form construciton activity within Lot 50.

Table 2. *In Situ* Treatment Injections Monitoring Data, Former Pfizer Inc Site D, Brooklyn, New York

DATE	MW-D2		MW-D2I		MW-24I		MW-25I		MW-9		MW-10		MW-19		MW-20	
	DO	ORP	DO	ORP	DO	ORP	DO	ORP	DO	ORP	DO	ORP	DO	ORP	DO	ORP
09/18/2017 Pre-PersulfOx™ Baseline	2.84	-79.2	2.89	-70.0	3.60	-47.1	7.37	-3.8	NM	NM	5.05	15.2	2.09	-88.2	1.60	-84.9
11/21/2017 Pre-PlumeStop® Baseline	0.15	14.6	NM	271 [4]	2.47	156.1	NM	166.0 [4]	1.59	-97.2	1.64	74.0	0.52	-20.0	0.11	-63.9
12/21/2017 Post-PlumeStop® Injections	NM	NM	0.04	-140.3	0.18	-154.9	0.14	-188.1	NM	NM	0.20	-129.0	0.04	-44.9	0.06	-175.5
01/23/2018 1 Month Post-PlumeStop®	0.21	-133.4	0.17	131.6 [5]	0.52	-93.2	0.29	-109.5	NM	NM	1.10	-42.9	0.21	-28.4	NM	NM
02/16/2018 2 Months Post-PlumeStop®	0.15	-177.3	0.58	-61.6	1.53	-39.2	0.38	-78.2	0.65	-19.3	0.75	84.9	0.30	-26.8	0.27	-59.5
03/06/2018 2.5 Months Post-PlumeStop®	0.37	-215.4	0.54	-177.4	1.59	-108.7	0.72	-124.3	NM	NM	0.67	-52.0	1.09	15.3	1.37	-80.2
03/30/2018 [6] 3 Months Post-PlumeStop®	0.20	-313.0	0.52	-122.0	0.37	-137.0	0.26	-142.0	NM	NM	0.52	-12.0	0.72	-76.0	0.59	-138.0
04/26/2018 4 Months Post-PlumeStop®	-1.19 [5]	-332.5	0.21	-218.3	0.45	-112.0	0.45	-138.9	NM	NM	1.42	122.4	0.03	-90.8	0.46	-136.1
07/02/2018 [6] 6 Months Post-PlumeStop®	0.68	-395.0	1.01	-168.0	0.37	-147.0	NM	NM	NM	NM	NM	NM	0.41	-101.0	0.62	-199.0
10/09/2018 [6] 9 Months Post-PlumeStop®	9.95 [5]	-374.0	2.08	-178.0	0.00	-84.0	1.44	-126.0	NM	NM	0.59	-53.0	0.18	-55.0	3.45	-251.0
1/10/2019 [6] 12 Months Post-PlumeStop®	0.00	-162.0	0.00	-52.0	0.97	-284.0	0.00	-53.0	NM	NM	0.00	-76.0	0.01	-60.0	0.23	-99.0
4/4/2019 [6] 15 Months Post-PlumeStop®	0.00	-154.0	0.00	-91.0	0.00	-152.0	0.00	-52.0	NM	NM	0.00	-8.0	0.00	-67.0	0.23	-99.0
7/8/2019 [6] 18 Months Post-PlumeStop®	0.45	-72.0	0.43	-92.0	NM	NM	0.43	-49.0	NM	NM	1.10	-52.0	0.62	-83.0	0.43	-70.0
10/4/2019 [6] 21 Months Post-PlumeStop®	0.00	-164.0	0.00	-202.0	NM	NM	0.00	-134.0	NM	NM	0.00	-119.0	0.00	-104.0	0.30	-156.0
5/29/2020 [6] 21 Months Post-PlumeStop®	0.34	-151.0	0.29	-141.0	0.33	-139.0	0.42	-146.0	NM	NM	3.59	-130.0	0.69	-107.0	0.39	-155.0
10/28/2020 [6] 27 Months Post-PlumeStop®	0.21	-118.0	0.22	-148.0	0.18	-144.0	0.09	-130.0	NM	NM	0.11	27.0	0.36	-94.0	0.26	-120.0
1/25/2021 30 Months Post-PlumeStop®	0.03	-381.0	0.00	-18.0	0.00	-132.0	0.22	-142.0	NM	NM	0.00	-24.0	7.45	-22.0	0.00	-198.0
4/28/2021 33 Months Post-PlumeStop®	0.80	-258.0	1.90	-233.0	0.00	-200.0	0.00	-128.0	NM	NM	0.00	-38.0	0.00	-101.0	0.00	-291.0
10/27/2021 39 Months Post-PlumeStop®	0.00	-140.0	0.00	111.0	0.00	-132.0	0.00	-71.0	NM	NM	0.00	-74.0	1.30	81.0	0.00	-124.0
4/28/2022 39 Months Post-PlumeStop®	NM	NM	0.00	-46.0	0.00	-45.0	0.00	-54.0	NM	NM	0.00	-84.0	1.30	81.0	0.00	-61.0

Notes:

1. Dissolved Oxygen (DO) measured in milligrams per liter (mg/L) using a downhole probe model YSI 600XL.
2. Oxidation Reduction Potential (ORP) measured in millivolts (mV) using a downhole probe model YSI 600XL.
3. NM - Not measured.
4. ORP measured using a flow cell model Horiba U-52.
5. Potential instrument error due to presence of PlumeStop®.
6. DO and ORP measured using a flow cell model Horiba U-52 on 03/30/2018, and all events after 07/02/2018.

Table 2. *In Situ* Treatment Injections Monitoring Data, Former Pfizer Inc Site D, Brooklyn, New York

DATE	MW-21		MW-22		MW-23	
	DO	ORP	DO	ORP	DO	ORP
09/18/2017 Pre-PersulfOx™ Baseline	2.55	35.6	1.69	-58.1	2.13	116.8
11/21/2017 Pre-PlumeStop® Baseline	1.89	41.8	0.18	73.8	0.54	86.6
12/21/2017 Post-PlumeStop® Injections	0.02	-54.5	0.05	-28.5	NM	NM
01/23/2018 1 Month Post-PlumeStop®	1.09	-2.1	0.59	-12.0	0.41	127.1
02/16/2018 2 Months Post-PlumeStop®	0.38	22.2	0.53	12.6	0.34	65.7
03/06/2018 2.5 Months Post-PlumeStop®	0.99	63.1	0.76	91.4	1.83	119.0
03/30/2018 [6] 3 Months Post-PlumeStop®	1.70	99.0	0.49	105.0	2.55	162.0
04/26/2018 4 Months Post-PlumeStop®	0.25	50.1	0.28	48.9	0.39	42.2
07/02/2018 [6] 6 Months Post-PlumeStop®	0.27	-30.0	0.41	-18.0	0.39	4.0
10/09/2018 [6] 9 Months Post-PlumeStop®	0.06	-72.0	0.05	-63.0	0.08	-28.0
1/10/2019 [6] 12 Months Post-PlumeStop®	0.00	-8.0	0.26	-86.0	0.00	-40.0
4/4/2019 [6] 15 Months Post-PlumeStop®	0.00	-55.0	0.00	-94.0	0.00	-16.0
7/8/2019 [6] 18 Months Post-PlumeStop®	0.53	18.0	0.50	-101.0	0.36	58.0
10/4/2019 [6] 21 Months Post-PlumeStop®	0.12	-78.0	0.24	-124.0	0.00	-43.0
5/29/2020 [6] 21 Months Post-PlumeStop®	0.22	-59.0	0.26	-133.0	0.30	28.0
10/28/2020 [6] 27 Months Post-PlumeStop®	0.34	-11.0	0.13	-138.0	3.40	-51.0
1/25/2021 30 Months Post-PlumeStop®	6.67	-12.0	NM	NM	0.08	9.0
4/28/2021 33 Months Post-PlumeStop®	0.00	-226.0	NM	NM	0.00	-22.0
10/27/2021 39 Months Post-PlumeStop®	0.00	-50.0	NM	NM	0.00	-55.0
4/28/2022 39 Months Post-PlumeStop®	0.00	108.0	NM	NM	0.64	159.0

Notes:

1. Dissolved Oxygen (DO) measur
2. Oxidation Reduction Potential (O
3. NM - Not measured.
4. ORP measured using a flow cell
5. Potential instrument error due to
6. DO and ORP measured using a

Notes Utilized Throughout Tables	
Groundwater Tables	
J -	Estimated Value
U -	Compound was analyzed for but not detected
FD -	Duplicate
NA -	Compound was not analyzed for by laboratory
µg/L -	Micrograms per liter
NYSDEC -	New York State Department of Environmental Conservation
AWQSGVs -	Ambient Water-Quality Standards and Guidance Values
--	No NYSDEC AWQSGV available
Bold data indicates that parameter was detected above the NYSDEC AWQSGVs	

Table 3. Summary of Volatile Organic Compounds in Groundwater, 60-66 Gerry Street, Brooklyn, New York

Parameter	NYSDEC Ambient Water-Quality Guidance Values	Unit	Sample Designation:	MW-8	MW-8	MW-8	MW-8	MW-8	MW-8	MW-8	MW-8	MW-8
			Sample Date:	04/06/2016	07/20/2016	10/11/2016	04/27/2017	07/18/2017	11/22/2017	03/30/2018	07/03/2018	10/10/2018
			Normal or Field Duplicate:	N	N	N	N	N	N	N	N	N
1,1,1,2-Tetrachloroethane	5	UG/L		25 U	25 U	NA	NA	2.5 U	25 U	12 U	NA	6.2 U
1,1,1-Trichloroethane (TCA)	5	UG/L		25 U	25 U	25 U	50 U	2.5 U	25 U	12 U	6.2 U	6.2 U
1,1,2,2-Tetrachloroethane	5	UG/L		5 U	5 U	NA	NA	0.5 U	5 U	2.5 U	NA	1.2 U
1,1,2-Trichloroethane	**1**	UG/L		15 U	15 U	NA	NA	1.5 U	15 U	7.5 U	NA	3.8 U
1,1-Dichloroethane	**5**	UG/L		25 U	25 U	25 U	50 U	2.5 U	25 U	12 U	6.2 U	6.2 U
1,1-Dichloroethene	**5**	UG/L		5 U	1.4 J	5 U	10 U	2	5 U	0.9 J	0.71 J	0.63 J
1,1-Dichloropropene	5	UG/L		25 U	25 U	NA	NA	2.5 U	25 U	12 U	NA	6.2 U
1,2,3-Trichlorobenzene	5	UG/L		25 U	25 U	NA	NA	2.5 U	25 U	12 U	NA	6.2 U
1,2,3-Trichloropropane	0.04	UG/L		25 U	25 U	NA	NA	2.5 U	25 U	12 U	NA	6.2 U
1,2,4,5-Tetramethylbenzene	5	UG/L		20 U	20 U	NA	NA	2 U	20 U	10 U	NA	5 U
1,2,4-Trichlorobenzene	5	UG/L		25 U	25 U	NA	NA	2.5 U	25 U	12 U	NA	6.2 U
1,2,4-Trimethylbenzene	5	UG/L		25 U	25 U	25 U	50 U	2.5 U	25 U	12 U	6.2 U	6.2 U
1,2-Dibromo-3-Chloropropane	0.04	UG/L		25 U	25 U	NA	NA	2.5 U	25 U	12 U	NA	6.2 U
1,2-Dibromoethane (Ethylene Dibromide)	0.0006	UG/L		20 U	20 U	NA	NA	2 U	20 U	10 U	NA	5 U
1,2-Dichlorobenzene	3	UG/L		25 U	25 U	25 U	50 U	2.5 U	25 U	12 U	6.2 U	6.2 U
1,2-Dichloroethane	**0.6**	UG/L		5 U	5 U	5 U	10 U	0.5 U	5 U	2.5 U	1.2 U	1.2 U
1,2-Dichloropropane	1	UG/L		10 U	10 U	NA	NA	1 U	10 U	5 U	NA	2.5 U
1,3,5-Trimethylbenzene (Mesitylene)	5	UG/L		25 U	25 U	25 U	50 U	2.5 U	25 U	12 U	6.2 U	6.2 U
1,3-Dichlorobenzene	3	UG/L		25 U	25 U	25 U	50 U	2.5 U	25 U	12 U	6.2 U	6.2 U
1,3-Dichloropropane	5	UG/L		25 U	25 U	NA	NA	2.5 U	25 U	12 U	NA	6.2 U
1,4-Dichlorobenzene	3	UG/L		25 U	25 U	25 U	50 U	2.5 U	25 U	12 U	6.2 U	6.2 U
1,4-Diethyl Benzene	--	UG/L		20 U	20 U	NA	NA	2 U	20 U	10 U	NA	5 U
1,4-Dioxane (P-Dioxane)	--	UG/L		2500 U	2500 U	2500 U	5000 U	250 U	2500 U	1200 U	620 U	620 U
2,2-Dichloropropane	5	UG/L		25 U	25 U	NA	NA	2.5 U	25 U	12 U	NA	6.2 U
2-Chlorotoluene	5	UG/L		25 U	25 U	NA	NA	2.5 U	25 U	12 U	NA	6.2 U
2-Hexanone	50	UG/L		50 U	50 U	NA	NA	5 U	50 U	25 U	NA	12 U
4-Chlorotoluene	5	UG/L		25 U	25 U	NA	NA	2.5 U	25 U	12 U	NA	6.2 U
4-Ethyltoluene	--	UG/L		20 U	20 U	NA	NA	2 U	20 U	10 U	NA	5 U
Acetone	**50**	UG/L		50 U	50 U	50 U	100 U	5 U	50 U	25 U	12 U	12 U
Acrylonitrile	5	UG/L		50 U	50 U	NA	NA	5 U	50 U	25 U	NA	12 U
Benzene	**1**	UG/L		5 U	5 U	5 U	10 U	0.18 J	5 U	2.5 U	1.2 U	1.2 U
Bromobenzene	5	UG/L		25 U	25 U	NA	NA	2.5 U	25 U	12 U	NA	6.2 U
Bromochloromethane	5	UG/L		25 U	25 U	NA	NA	2.5 U	25 U	12 U	NA	6.2 U
Bromodichloromethane	50	UG/L		5 U	5 U	NA	NA	0.5 U	5 U	2.5 U	NA	1.2 U
Bromoform	50	UG/L		20 U	20 U	NA	NA	2 U	20 U	10 U	NA	5 U
Bromomethane	**5**	UG/L		25 U	25 U	NA	NA	2.5 U	25 U	12 U	NA	6.2 U
Carbon Disulfide	60	UG/L		50 U	50 U	NA	NA	5 U	50 U	25 U	NA	12 U
Carbon Tetrachloride	5	UG/L		5 U	5 U	5 U	10 U	0.5 U	5 U	2.5 U	1.2 U	1.2 U

Table 3. Summary of Volatile Organic Compounds in Groundwater, 60-66 Gerry Street, Brooklyn, New York

Parameter	NYSDEC Ambient Water-Quality Guidance Values	Unit	MW-8 04/06/2016 N	MW-8 07/20/2016 N	MW-8 10/11/2016 N	MW-8 04/27/2017 N	MW-8 07/18/2017 N	MW-8 11/22/2017 N	MW-8 03/30/2018 N	MW-8 07/03/2018 N	MW-8 10/10/2018 N
Chlorobenzene	5	UG/L	25 U	25 U	25 U	50 U	2.5 U	25 U	12 U	6.2 U	6.2 U
Chloroethane	**5**	UG/L	25 U	25 U	NA	NA	2.5 U	25 U	12 U	NA	6.2 U
Chloroform	7	UG/L	25 U	25 U	25 U	50 U	2.5 U	25 U	12 U	6.2 U	6.2 U
Chloromethane	**5**	UG/L	25 U	25 U	NA	NA	2.5 U	25 U	12 U	NA	6.2 U
Cis-1,2-Dichloroethylene	**5**	UG/L	**580**	**810**	**750**	**1000**	**880**	**820**	**470**	**350**	**340**
Cis-1,3-Dichloropropene	5	UG/L	5 U	5 U	NA	NA	0.5 U	5 U	2.5 U	NA	1.2 U
Cymene	5	UG/L	25 U	25 U	NA	NA	2.5 U	25 U	12 U	NA	6.2 U
Dibromochloromethane	50	UG/L	5 U	5 U	NA	NA	0.5 U	5 U	2.5 U	NA	1.2 U
Dibromomethane	5	UG/L	50 U	50 U	NA	NA	5 U	50 U	25 U	NA	12 U
Dichlorodifluoromethane	5	UG/L	50 U	50 U	NA	NA	5 U	50 U	25 U	NA	12 U
Dichloroethylenes	**5**	UG/L	**580**	**810**	**750**	**1000**	**890**	**820**	**470**	**350 J**	**340 J**
Diethyl Ether (Ethyl Ether)	--	UG/L	25 U	25 U	NA	NA	2.5 U	25 U	12 U	NA	6.2 U
Ethylbenzene	5	UG/L	25 U	25 U	25 U	50 U	2.5 U	25 U	12 U	6.2 U	6.2 U
Hexachlorobutadiene	0.5	UG/L	25 U	25 U	NA	NA	2.5 U	25 U	12 U	NA	6.2 U
Isopropylbenzene (Cumene)	5	UG/L	25 U	25 U	NA	NA	2.5 U	25 U	12 U	NA	6.2 U
m,p-Xylene	5	UG/L	25 U	25 U	25 U	50 U	2.5 U	25 U	12 U	6.2 U	6.2 U
Methane	--	UG/L	NA	NA	NA	110	NA	102	77.7	115	104
Methyl Ethyl Ketone (2-Butanone)	**50**	UG/L	50 U	50 U	50 U	100 U	5 U	50 U	25 U	12 U	12 U
Methyl Isobutyl Ketone (4-Methyl-2-Pentanone)	--	UG/L	50 U	50 U	NA	NA	5 U	50 U	25 U	NA	12 U
Methylene Chloride	**5**	UG/L	25 U	25 U	25 U	50 U	2.5 U	25 U	12 U	6.2 U	6.2 U
Naphthalene	10	UG/L	25 U	25 U	NA	NA	2.5 U	25 U	12 U	NA	6.2 U
N-Butylbenzene	5	UG/L	25 U	25 U	25 U	50 U	2.5 U	25 U	12 U	6.2 U	6.2 U
N-Propylbenzene	5	UG/L	25 U	25 U	25 U	50 U	2.5 U	25 U	12 U	6.2 U	6.2 U
O-Xylene (1,2-Dimethylbenzene)	5	UG/L	25 U	25 U	25 U	50 U	2.5 U	25 U	12 U	6.2 U	6.2 U
Sec-Butylbenzene	5	UG/L	25 U	25 U	25 U	50 U	2.5 U	25 U	12 U	6.2 U	6.2 U
Styrene	5	UG/L	25 U	25 U	NA	NA	2.5 U	25 U	12 U	NA	6.2 U
T-Butylbenzene	5	UG/L	25 U	25 U	25 U	50 U	2.5 U	25 U	12 U	6.2 U	6.2 U
Tert-Butyl Methyl Ether	10	UG/L	25 U	25 U	25 U	50 U	0.77 J	25 U	12 U	6.2 U	6.2 U
Tetrachloroethylene (PCE)	**5**	UG/L	**22**	**36**	**20**	**19**	**31**	**27**	**16**	**12**	2.3
Toluene	5	UG/L	25 U	25 U	25 U	50 U	2.5 U	25 U	12 U	6.2 U	6.2 U
Total, 1,3-Dichloropropene (Cis And Trans)	0.4	UG/L	5 U	5 U	NA	NA	0.5 U	5 U	2.5 U	NA	1.2 U
Trans-1,2-Dichloroethene	**5**	UG/L	25 U	25 U	25 U	50 U	**5.2**	25 U	12 U	2.7 J	2.8 J
Trans-1,3-Dichloropropene	--	UG/L	5 U	5 U	NA	NA	0.5 U	5 U	2.5 U	NA	1.2 U
Trans-1,4-Dichloro-2-Butene	5	UG/L	25 U	25 U	NA	NA	2.5 U	25 U	12 U	NA	6.2 U
Trichloroethylene (TCE)	**5**	UG/L	**50**	**68**	**38**	**54**	**85**	**56**	**26**	**21**	**5.3**
Trichlorofluoromethane	5	UG/L	25 U	25 U	NA	NA	2.5 U	25 U	12 U	NA	6.2 U
Vinyl Acetate	--	UG/L	50 U	50 U	NA	NA	5 U	50 U	25 U	NA	12 U
Vinyl Chloride	**2**	UG/L	**19**	**11**	**19**	**34**	**12**	**24**	**26**	**34**	**77**
Xylenes	5	UG/L	25 U	25 U	NA	NA	2.5 U	25 U	12 U	NA	6.2 U

Table 3. Summary of Volatile Organic Compounds in Groundwater, 60-66 Gerry Street, Brooklyn, New York

	Sample Designation:		MW-8	MW-8	MW-8	MW-8	MW-8	MW-9	MW-9	MW-9	MW-9
	Sample Date:		01/10/2019	04/04/2019	07/09/2019	10/03/2019	10/03/2019	04/06/2016	07/19/2016	10/11/2016	04/27/2017
	Normal or Field Duplicate:		N	N	N	N	FD	N	N	N	N
Parameter	NYSDEC Ambient Water-Quality Guidance Values	Unit									
1,1,1,2-Tetrachloroethane	5	UG/L	2.5 U	25 U	50 U	NA	NA	2.5 U	2.5 U	NA	NA
1,1,1-Trichloroethane (TCA)	5	UG/L	2.5 U	25 U	50 U	50 U	50 U	2.5 U	2.5 U	2.5 U	2.5 U
1,1,2,2-Tetrachloroethane	5	UG/L	0.5 U	5 U	10 U	NA	NA	0.5 U	0.5 U	NA	NA
1,1,2-Trichloroethane	**1**	UG/L	1.5 U	15 U	30 U	NA	NA	1.5 U	1.5 U	NA	NA
1,1-Dichloroethane	**5**	UG/L	2.5 U	25 U	50 U	50 U	50 U	2.5 U	2.5 U	2.5 U	2.5 U
1,1-Dichloroethene	**5**	UG/L	0.19 J	5 U	4.9 J	4 J	3.4 J	0.5 U	0.5 U	0.5 U	0.5 U
1,1-Dichloropropene	5	UG/L	2.5 U	25 U	50 U	NA	NA	2.5 U	2.5 U	NA	NA
1,2,3-Trichlorobenzene	5	UG/L	2.5 U	25 U	50 U	NA	NA	2.5 U	2.5 U	NA	NA
1,2,3-Trichloropropane	0.04	UG/L	2.5 U	25 U	50 U	NA	NA	2.5 U	2.5 U	NA	NA
1,2,4,5-Tetramethylbenzene	5	UG/L	2 U	20 U	40 U	NA	NA	2 U	2 U	NA	NA
1,2,4-Trichlorobenzene	5	UG/L	2.5 U	25 U	50 U	NA	NA	2.5 U	2.5 U	NA	NA
1,2,4-Trimethylbenzene	5	UG/L	2.5 U	25 U	50 U	50 U	50 U	2.5 U	2.5 U	2.5 U	2.5 U
1,2-Dibromo-3-Chloropropane	0.04	UG/L	2.5 U	25 U	50 U	NA	NA	2.5 U	2.5 U	NA	NA
1,2-Dibromoethane (Ethylene Dibromide)	0.0006	UG/L	2 U	20 U	40 U	NA	NA	2 U	2 U	NA	NA
1,2-Dichlorobenzene	3	UG/L	2.5 U	25 U	50 U	50 U	50 U	2.5 U	2.5 U	2.5 U	2.5 U
1,2-Dichloroethane	**0.6**	UG/L	0.5 U	5 U	10 U	10 U	10 U	0.5 U	0.5 U	0.5 U	0.5 U
1,2-Dichloropropane	1	UG/L	1 U	10 U	20 U	NA	NA	1 U	1 U	NA	NA
1,3,5-Trimethylbenzene (Mesitylene)	5	UG/L	2.5 U	25 U	50 U	50 U	50 U	2.5 U	2.5 U	2.5 U	2.5 U
1,3-Dichlorobenzene	3	UG/L	2.5 U	25 U	50 U	50 U	50 U	2.5 U	2.5 U	2.5 U	2.5 U
1,3-Dichloropropane	5	UG/L	2.5 U	25 U	50 U	NA	NA	2.5 U	2.5 U	NA	NA
1,4-Dichlorobenzene	3	UG/L	2.5 U	25 U	50 U	50 U	50 U	2.5 U	2.5 U	2.5 U	2.5 U
1,4-Diethyl Benzene	--	UG/L	2 U	20 U	40 U	NA	NA	2 U	2 U	NA	NA
1,4-Dioxane (P-Dioxane)	--	UG/L	250 U	2500 U	5000 U	5000 U	5000 U	250 U	250 U	250 U	250 U
2,2-Dichloropropane	5	UG/L	2.5 U	25 U	50 U	NA	NA	2.5 U	2.5 U	NA	NA
2-Chlorotoluene	5	UG/L	2.5 U	25 U	50 U	NA	NA	2.5 U	2.5 U	NA	NA
2-Hexanone	50	UG/L	5 U	50 U	100 U	NA	NA	5 U	5 U	NA	NA
4-Chlorotoluene	5	UG/L	2.5 U	25 U	50 U	NA	NA	2.5 U	2.5 U	NA	NA
4-Ethyltoluene	--	UG/L	2 U	20 U	40 U	NA	NA	2 U	2 U	NA	NA
Acetone	**50**	UG/L	5 U	50 U	100 U	100 U	100 U	5 U	5 U	5 U	5 U
Acrylonitrile	5	UG/L	5 U	50 U	100 U	NA	NA	5 U	5 U	NA	NA
Benzene	**1**	UG/L	0.5 U	5 U	10 U	10 U	10 U	0.5 U	0.5 U	0.5 U	0.5 U
Bromobenzene	5	UG/L	2.5 U	25 U	50 U	NA	NA	2.5 U	2.5 U	NA	NA
Bromochloromethane	5	UG/L	2.5 U	25 U	50 U	NA	NA	2.5 U	2.5 U	NA	NA
Bromodichloromethane	50	UG/L	0.5 U	5 U	10 U	NA	NA	0.5 U	0.5 U	NA	NA
Bromoform	50	UG/L	2 U	20 U	40 U	NA	NA	2 U	2 U	NA	NA
Bromomethane	**5**	UG/L	2.5 U	25 U	50 U	NA	NA	2.5 U	2.5 U	NA	NA
Carbon Disulfide	60	UG/L	5 U	50 U	100 U	NA	NA	5 U	5 U	NA	NA
Carbon Tetrachloride	5	UG/L	0.5 U	5 U	10 U	10 U	10 U	0.5 U	0.5 U	0.5 U	0.5 U

Table 3. Summary of Volatile Organic Compounds in Groundwater, 60-66 Gerry Street, Brooklyn, New York

	Sample Designation:		MW-8	MW-8	MW-8	MW-8	MW-8	MW-9	MW-9	MW-9	MW-9
	Sample Date:		01/10/2019	04/04/2019	07/09/2019	10/03/2019	10/03/2019	04/06/2016	07/19/2016	10/11/2016	04/27/2017
	Normal or Field Duplicate:		N	N	N	N	FD	N	N	N	N
Parameter	NYSDEC Ambient Water-Quality Guidance Values	Unit									
Chlorobenzene	5	UG/L	2.5 U	25 U	50 U	50 U	50 U	2.5 U	2.5 U	2.5 U	2.5 U
Chloroethane	**5**	UG/L	2.5 U	25 U	50 U	NA	NA	2.5 U	2.5 U	NA	NA
Chloroform	7	UG/L	2.5 U	25 U	50 U	50 U	50 U	2.5 U	2.5 U	2.5 U	2.5 U
Chloromethane	**5**	UG/L	2.5 U	25 U	50 U	NA	NA	2.5 U	2.5 U	NA	NA
Cis-1,2-Dichloroethylene	**5**	UG/L	**140**	**880**	**2700**	**2800**	**2500**	2.5 U	2.5 U	2.5 U	2.5 U
Cis-1,3-Dichloropropene	5	UG/L	0.5 U	5 U	10 U	NA	NA	0.5 U	0.5 U	NA	NA
Cymene	5	UG/L	2.5 U	25 U	50 U	NA	NA	2.5 U	2.5 U	NA	NA
Dibromochloromethane	50	UG/L	0.5 U	5 U	10 U	NA	NA	0.5 U	0.5 U	NA	NA
Dibromomethane	5	UG/L	5 U	50 U	100 U	NA	NA	5 U	5 U	NA	NA
Dichlorodifluoromethane	5	UG/L	5 U	50 U	100 U	NA	NA	5 U	5 U	NA	NA
Dichloroethylenes	**5**	UG/L	**140 J**	**880**	**2700**	**2800**	**2500**	2.5 U	2.5 U	2.5 U	2.5 U
Diethyl Ether (Ethyl Ether)	--	UG/L	2.5 U	25 U	50 U	NA	NA	2.5 U	2.5 U	NA	NA
Ethylbenzene	5	UG/L	2.5 U	25 U	50 U	50 U	50 U	2.5 U	2.5 U	2.5 U	2.5 U
Hexachlorobutadiene	0.5	UG/L	2.5 U	25 U	50 U	NA	NA	2.5 U	2.5 U	NA	NA
Isopropylbenzene (Cumene)	5	UG/L	2.5 U	25 U	50 U	NA	NA	2.5 U	2.5 U	NA	NA
m,p-Xylene	5	UG/L	2.5 U	25 U	50 U	50 U	50 U	2.5 U	2.5 U	2.5 U	2.5 U
Methane	--	UG/L	7.29	NA	NA	NA	NA	NA	NA	NA	700
Methyl Ethyl Ketone (2-Butanone)	**50**	UG/L	5 U	50 U	100 U	100 U	100 U	5 U	5 U	5 U	5 U
Methyl Isobutyl Ketone (4-Methyl-2-Pentanone)	--	UG/L	5 U	50 U	100 U	NA	NA	5 U	5 U	NA	NA
Methylene Chloride	**5**	UG/L	2.5 U	25 U	50 U	50 U	50 U	2.5 U	2.5 U	2.5 U	2.5 U
Naphthalene	10	UG/L	2.5 U	25 U	50 U	NA	NA	2.5 U	2.5 U	NA	NA
N-Butylbenzene	5	UG/L	2.5 U	25 U	50 U	50 U	50 U	2.5 U	2.5 U	2.5 U	2.5 U
N-Propylbenzene	5	UG/L	2.5 U	25 U	50 U	50 U	50 U	2.5 U	2.5 U	2.5 U	2.5 U
O-Xylene (1,2-Dimethylbenzene)	5	UG/L	2.5 U	25 U	50 U	50 U	50 U	2.5 U	2.5 U	2.5 U	2.5 U
Sec-Butylbenzene	5	UG/L	2.5 U	25 U	50 U	50 U	50 U	2.5 U	2.5 U	2.5 U	2.5 U
Styrene	5	UG/L	2.5 U	25 U	50 U	NA	NA	2.5 U	2.5 U	NA	NA
T-Butylbenzene	5	UG/L	2.5 U	25 U	50 U	50 U	50 U	2.5 U	2.5 U	2.5 U	2.5 U
Tert-Butyl Methyl Ether	10	UG/L	2.5 U	25 U	50 U	50 U	50 U	1.1 J	1.1 J	1.2 J	1.2 J
Tetrachloroethylene (PCE)	**5**	UG/L	4.2	**9.4**	**56**	**61**	**57**	0.5 U	0.5 U	0.5 U	0.5 U
Toluene	5	UG/L	2.5 U	25 U	50 U	50 U	50 U	2.5 U	2.5 U	2.5 U	2.5 U
Total, 1,3-Dichloropropene (Cis And Trans)	0.4	UG/L	0.5 U	5 U	10 U	NA	NA	0.5 U	0.5 U	NA	NA
Trans-1,2-Dichloroethene	**5**	UG/L	0.87 J	25 U	50 U	50 U	50 U	2.5 U	2.5 U	2.5 U	2.5 U
Trans-1,3-Dichloropropene	--	UG/L	0.5 U	5 U	10 U	NA	NA	0.5 U	0.5 U	NA	NA
Trans-1,4-Dichloro-2-Butene	5	UG/L	2.5 U	25 U	50 U	NA	NA	2.5 U	2.5 U	NA	NA
Trichloroethylene (TCE)	**5**	UG/L	**6.8**	**18**	**97**	**90**	**90**	0.5 U	0.5 U	0.5 U	0.5 U
Trichlorofluoromethane	5	UG/L	2.5 U	25 U	50 U	NA	NA	2.5 U	2.5 U	NA	NA
Vinyl Acetate	--	UG/L	5 U	50 U	100 U	NA	NA	5 U	5 U	NA	NA
Vinyl Chloride	**2**	UG/L	1	**4.6 J**	**18 J**	**22**	**25**	1 U	1 U	1 U	1 U
Xylenes	5	UG/L	2.5 U	25 U	50 U	NA	NA	2.5 U	2.5 U	NA	NA

Table 3. Summary of Volatile Organic Compounds in Groundwater, 60-66 Gerry Street, Brooklyn, New York

	Sample Designation:		MW-9	MW-9	MW-9	MW-10	MW-10	MW-10	MW-10	MW-10	MW-10
	Sample Date:		07/18/2017	11/27/2017	11/27/2017	04/06/2016	07/19/2016	10/11/2016	04/27/2017	07/18/2017	11/27/2017
	Normal or Field Duplicate:		N	N	FD	N	N	N	N	N	N
Parameter	NYSDEC Ambient Water-Quality Guidance Values	Unit									
1,1,1,2-Tetrachloroethane	5	UG/L	2.5 U	2.5 U	2.5 U	2.5 U	2.5 U	NA	NA	2.5 U	2.5 U
1,1,1-Trichloroethane (TCA)	5	UG/L	2.5 U	2.5 U	2.5 U	2.5 U	2.5 U	25 U	2.5 U	2.5 U	2.5 U
1,1,2,2-Tetrachloroethane	5	UG/L	0.5 U	0.5 U	0.5 U	0.5 U	0.5 U	NA	NA	0.5 U	0.5 U
1,1,2-Trichloroethane	**1**	UG/L	1.5 U	1.5 U	1.5 U	1.5 U	1.5 U	NA	NA	1.5 U	1.5 U
1,1-Dichloroethane	**5**	UG/L	2.5 U	2.5 U	2.5 U	2.5 U	2.5 U	25 U	2.5 U	2.5 U	2.5 U
1,1-Dichloroethene	**5**	UG/L	0.5 U	0.5 U	0.5 U	0.5 U	0.5 U	5 U	0.5 U	0.5 U	0.5 U
1,1-Dichloropropene	5	UG/L	2.5 U	2.5 U	2.5 U	2.5 U	2.5 U	NA	NA	2.5 U	2.5 U
1,2,3-Trichlorobenzene	5	UG/L	2.5 U	2.5 U	2.5 U	2.5 U	2.5 U	NA	NA	2.5 U	2.5 U
1,2,3-Trichloropropane	0.04	UG/L	2.5 U	2.5 U	2.5 U	2.5 U	2.5 U	NA	NA	2.5 U	2.5 U
1,2,4,5-Tetramethylbenzene	5	UG/L	2 U	2 U	2 U	2 U	2 U	NA	NA	2 U	2 U
1,2,4-Trichlorobenzene	5	UG/L	2.5 U	2.5 U	2.5 U	2.5 U	2.5 U	NA	NA	2.5 U	2.5 U
1,2,4-Trimethylbenzene	5	UG/L	2.5 U	2.5 U	2.5 U	2.5 U	2.5 U	25 U	2.5 U	2.5 U	2.5 U
1,2-Dibromo-3-Chloropropane	0.04	UG/L	2.5 U	2.5 U	2.5 U	2.5 U	2.5 U	NA	NA	2.5 U	2.5 U
1,2-Dibromoethane (Ethylene Dibromide)	0.0006	UG/L	2 U	2 U	2 U	2 U	2 U	NA	NA	2 U	2 U
1,2-Dichlorobenzene	3	UG/L	2.5 U	2.5 U	2.5 U	2.5 U	2.5 U	25 U	2.5 U	2.5 U	2.5 U
1,2-Dichloroethane	**0.6**	UG/L	0.5 U	0.5 U	0.5 U	0.5 U	0.5 U	5 U	0.5 U	0.5 U	0.5 U
1,2-Dichloropropane	1	UG/L	1 U	1 U	1 U	1 U	1 U	NA	NA	1 U	1 U
1,3,5-Trimethylbenzene (Mesitylene)	5	UG/L	2.5 U	2.5 U	2.5 U	2.5 U	2.5 U	25 U	2.5 U	2.5 U	2.5 U
1,3-Dichlorobenzene	3	UG/L	2.5 U	2.5 U	2.5 U	2.5 U	2.5 U	25 U	2.5 U	2.5 U	2.5 U
1,3-Dichloropropane	5	UG/L	2.5 U	2.5 U	2.5 U	2.5 U	2.5 U	NA	NA	2.5 U	2.5 U
1,4-Dichlorobenzene	3	UG/L	2.5 U	2.5 U	2.5 U	2.5 U	2.5 U	25 U	2.5 U	2.5 U	2.5 U
1,4-Diethyl Benzene	--	UG/L	2 U	2 U	2 U	2 U	2 U	NA	NA	2 U	2 U
1,4-Dioxane (P-Dioxane)	--	UG/L	250 U	250 U	250 U	250 U	250 U	2500 U	250 U	250 U	250 U
2,2-Dichloropropane	5	UG/L	2.5 U	2.5 U	2.5 U	2.5 U	2.5 U	NA	NA	2.5 U	2.5 U
2-Chlorotoluene	5	UG/L	2.5 U	2.5 U	2.5 U	2.5 U	2.5 U	NA	NA	2.5 U	2.5 U
2-Hexanone	50	UG/L	5 U	5 U	5 U	5 U	5 U	NA	NA	5 U	5 U
4-Chlorotoluene	5	UG/L	2.5 U	2.5 U	2.5 U	2.5 U	2.5 U	NA	NA	2.5 U	2.5 U
4-Ethyltoluene	--	UG/L	2 U	2 U	2 U	2 U	2 U	NA	NA	2 U	2 U
Acetone	**50**	UG/L	5 U	3.1 J	3.7 J	5 U	5 U	50 U	5 U	5 U	5 U
Acrylonitrile	5	UG/L	5 U	5 U	5 U	5 U	5 U	NA	NA	5 U	5 U
Benzene	**1**	UG/L	0.5 U	0.5 U	0.5 U	0.5 U	0.5 U	5 U	0.5 U	0.5 U	0.5 U
Bromobenzene	5	UG/L	2.5 U	2.5 U	2.5 U	2.5 U	2.5 U	NA	NA	2.5 U	2.5 U
Bromochloromethane	5	UG/L	2.5 U	2.5 U	2.5 U	2.5 U	2.5 U	NA	NA	2.5 U	2.5 U
Bromodichloromethane	50	UG/L	0.5 U	0.5 U	0.5 U	0.5 U	0.5 U	NA	NA	0.5 U	0.5 U
Bromoform	50	UG/L	2 U	2 U	2 U	2 U	2 U	NA	NA	2 U	2 U
Bromomethane	**5**	UG/L	2.5 U	2.5 U	2.5 U	2.5 U	2.5 U	NA	NA	2.5 U	2.5 U
Carbon Disulfide	60	UG/L	5 U	5 U	5 U	5 U	5 U	NA	NA	5 U	5 U
Carbon Tetrachloride	5	UG/L	0.5 U	0.5 U	0.5 U	0.5 U	0.5 U	5 U	0.5 U	0.5 U	0.5 U

Table 3. Summary of Volatile Organic Compounds in Groundwater, 60-66 Gerry Street, Brooklyn, New York

Parameter	NYSDEC Ambient Water-Quality Guidance Values	Unit	MW-9 07/18/2017 N	MW-9 11/27/2017 N	MW-9 11/27/2017 FD	MW-10 04/06/2016 N	MW-10 07/19/2016 N	MW-10 10/11/2016 N	MW-10 04/27/2017 N	MW-10 07/18/2017 N	MW-10 11/27/2017 N
Chlorobenzene	5	UG/L	2.5 U	2.5 U	2.5 U	2.5 U	2.5 U	25 U	2.5 U	2.5 U	2.5 U
Chloroethane	**5**	UG/L	2.5 U	2.5 U	2.5 U	2.5 U	2.5 U	NA	NA	2.5 U	2.5 U
Chloroform	7	UG/L	2.5 U	2.5 U	2.5 U	2.5 U	2.5 U	25 U	2.5 U	2.5 U	2.5 U
Chloromethane	**5**	UG/L	2.5 U	2.5 U	2.5 U	2.5 U	2.5 U	NA	NA	2.5 U	2.5 U
Cis-1,2-Dichloroethylene	**5**	UG/L	1.9 J	2.5 U	2.5 U	2.5 U	**18**	**630**	0.83 J	0.86 J	**46**
Cis-1,3-Dichloropropene	5	UG/L	0.5 U	0.5 U	0.5 U	0.5 U	0.5 U	NA	NA	0.5 U	0.5 U
Cymene	5	UG/L	2.5 U	2.5 U	2.5 U	2.5 U	2.5 U	NA	NA	2.5 U	2.5 U
Dibromochloromethane	50	UG/L	0.5 U	0.5 U	0.5 U	0.5 U	0.5 U	NA	NA	0.5 U	0.5 U
Dibromomethane	5	UG/L	5 U	5 U	5 U	5 U	5 U	NA	NA	5 U	5 U
Dichlorodifluoromethane	5	UG/L	5 U	5 U	5 U	5 U	5 U	NA	NA	5 U	5 U
Dichloroethylenes	**5**	UG/L	1.9 J	2.5 U	2.5 U	2.5 U	**18**	**630**	0.83 J	0.86 J	**46**
Diethyl Ether (Ethyl Ether)	--	UG/L	2.5 U	2.5 U	2.5 U	2.5 U	2.5 U	NA	NA	2.5 U	2.5 U
Ethylbenzene	5	UG/L	2.5 U	2.5 U	2.5 U	2.5 U	2.5 U	25 U	2.5 U	2.5 U	2.5 U
Hexachlorobutadiene	0.5	UG/L	2.5 U	2.5 U	2.5 U	2.5 U	2.5 U	NA	NA	2.5 U	2.5 U
Isopropylbenzene (Cumene)	5	UG/L	2.5 U	2.5 U	2.5 U	2.5 U	2.5 U	NA	NA	2.5 U	2.5 U
m,p-Xylene	5	UG/L	2.5 U	2.5 U	2.5 U	2.5 U	2.5 U	25 U	2.5 U	2.5 U	2.5 U
Methane	--	UG/L	NA	1370	1470	NA	NA	NA	456	NA	409
Methyl Ethyl Ketone (2-Butanone)	**50**	UG/L	5 U	5 U	5 U	5 U	5 U	50 U	5 U	5 U	5 U
Methyl Isobutyl Ketone (4-Methyl-2-Pentanone)	--	UG/L	5 U	5 U	5 U	5 U	5 U	NA	NA	5 U	5 U
Methylene Chloride	**5**	UG/L	2.5 U	2.5 U	2.5 U	2.5 U	2.5 U	25 U	2.5 U	2.5 U	2.5 U
Naphthalene	10	UG/L	2.5 U	2.5 U	2.5 U	2.5 U	2.5 U	NA	NA	2.5 U	2.5 U
N-Butylbenzene	5	UG/L	2.5 U	2.5 U	2.5 U	2.5 U	2.5 U	25 U	2.5 U	2.5 U	2.5 U
N-Propylbenzene	5	UG/L	2.5 U	2.5 U	2.5 U	2.5 U	2.5 U	25 U	2.5 U	2.5 U	2.5 U
O-Xylene (1,2-Dimethylbenzene)	5	UG/L	2.5 U	2.5 U	2.5 U	2.5 U	2.5 U	25 U	2.5 U	2.5 U	2.5 U
Sec-Butylbenzene	5	UG/L	2.5 U	2.5 U	2.5 U	2.5 U	2.5 U	25 U	2.5 U	2.5 U	2.5 U
Styrene	5	UG/L	2.5 U	2.5 U	2.5 U	2.5 U	2.5 U	NA	NA	2.5 U	2.5 U
T-Butylbenzene	5	UG/L	2.5 U	2.5 U	2.5 U	2.5 U	2.5 U	25 U	2.5 U	2.5 U	2.5 U
Tert-Butyl Methyl Ether	10	UG/L	1.3 J	2.5 U	2.5 U	2.5 U	2.5 U	25 U	2.5 U	2.5 U	2.5 U
Tetrachloroethylene (PCE)	**5**	UG/L	0.5 U	0.48 J	0.5	0.5 U	0.59	5 U	0.5 U	0.29 J	1.6
Toluene	5	UG/L	2.5 U	2.5 U	2.5 U	2.5 U	2.5 U	25 U	2.5 U	2.5 U	2.5 U
Total, 1,3-Dichloropropene (Cis And Trans)	0.4	UG/L	0.5 U	0.5 U	0.5 U	0.5 U	0.5 U	NA	NA	0.5 U	0.5 U
Trans-1,2-Dichloroethene	**5**	UG/L	2.5 U	2.5 U	2.5 U	2.5 U	2.5 U	25 U	2.5 U	2.5 U	2.5 U
Trans-1,3-Dichloropropene	--	UG/L	0.5 U	0.5 U	0.5 U	0.5 U	0.5 U	NA	NA	0.5 U	0.5 U
Trans-1,4-Dichloro-2-Butene	5	UG/L	2.5 U	2.5 U	2.5 U	2.5 U	2.5 U	NA	NA	2.5 U	2.5 U
Trichloroethylene (TCE)	**5**	UG/L	0.5 U	0.5 U	0.5 U	0.5 U	0.55	5 U	0.5 U	0.5 U	1.6
Trichlorofluoromethane	5	UG/L	2.5 U	2.5 U	2.5 U	2.5 U	2.5 U	NA	NA	2.5 U	2.5 U
Vinyl Acetate	--	UG/L	5 U	5 U	5 U	5 U	5 U	NA	NA	5 U	5 U
Vinyl Chloride	**2**	UG/L	1 U	1 U	1 U	0.33 J	**11**	**130**	**2.9**	**2.6**	**24**
Xylenes	5	UG/L	2.5 U	2.5 U	2.5 U	2.5 U	2.5 U	NA	NA	2.5 U	2.5 U

Table 3. Summary of Volatile Organic Compounds in Groundwater, 60-66 Gerry Street, Brooklyn, New York

Parameter	NYSDEC Ambient Water-Quality Guidance Values	Unit	Sample Designation:	MW-10	MW-10	MW-10	MW-10	MW-10	MW-10	MW-10	MW-10	MW-10
			Sample Date:	03/29/2018	08/21/2018	10/09/2018	01/10/2019	04/04/2019	07/09/2019	10/04/2019	05/28/2020	05/28/2020
			Normal or Field Duplicate:	N	N	N	N	N	N	N	N	FD
1,1,1,2-Tetrachloroethane	5	UG/L		2.5 U	2.5 U	10 U	2.5 U	2.5 U	2.5 U	NA	NA	NA
1,1,1-Trichloroethane (TCA)	5	UG/L		2.5 U	2.5 U	10 U	2.5 U	2.5 U	2.5 U	2.5 U	2.5 U	2.5 U
1,1,2,2-Tetrachloroethane	5	UG/L		0.5 U	0.5 U	2 U	0.5 U	0.5 U	0.5 U	NA	NA	NA
1,1,2-Trichloroethane	**1**	UG/L		1.5 U	1.5 U	6 U	1.5 U	1.5 U	1.5 U	NA	NA	NA
1,1-Dichloroethane	**5**	UG/L		2.5 U	2.5 U	10 U	2.5 U	2.5 U	2.5 U	2.5 U	2.5 U	2.5 U
1,1-Dichloroethene	**5**	UG/L		0.5 U	0.5 U	0.8 J	0.5 U	0.5 U	0.5 U	0.5 U	0.5 U	0.5 U
1,1-Dichloropropene	5	UG/L		2.5 U	2.5 U	10 U	2.5 U	2.5 U	2.5 U	NA	NA	NA
1,2,3-Trichlorobenzene	5	UG/L		2.5 U	2.5 U	10 U	2.5 U	2.5 U	2.5 U	NA	NA	NA
1,2,3-Trichloropropane	0.04	UG/L		2.5 U	2.5 U	10 U	2.5 U	2.5 U	2.5 U	NA	NA	NA
1,2,4,5-Tetramethylbenzene	5	UG/L		2 U	2 U	8 U	2 U	2 U	2 U	NA	NA	NA
1,2,4-Trichlorobenzene	5	UG/L		2.5 U	2.5 U	10 U	2.5 U	2.5 U	2.5 U	NA	NA	NA
1,2,4-Trimethylbenzene	5	UG/L		2.5 U	2.5 U	10 U	2.5 U	2.5 U	2.5 U	2.5 U	2.5 U	2.5 U
1,2-Dibromo-3-Chloropropane	0.04	UG/L		2.5 U	2.5 U	10 U	2.5 U	2.5 U	2.5 U	NA	NA	NA
1,2-Dibromoethane (Ethylene Dibromide)	0.0006	UG/L		2 U	2 U	8 U	2 U	2 U	2 U	NA	NA	NA
1,2-Dichlorobenzene	3	UG/L		2.5 U	2.5 U	10 U	2.5 U	2.5 U	2.5 U	2.5 U	2.5 U	2.5 U
1,2-Dichloroethane	**0.6**	UG/L		0.5 U	0.5 U	2 U	0.5 U	0.5 U	0.5 U	0.5 U	0.5 U	0.5 U
1,2-Dichloropropane	1	UG/L		1 U	1 U	4 U	1 U	1 U	1 U	NA	NA	NA
1,3,5-Trimethylbenzene (Mesitylene)	5	UG/L		2.5 U	2.5 U	10 U	2.5 U	2.5 U	2.5 U	2.5 U	2.5 U	2.5 U
1,3-Dichlorobenzene	3	UG/L		2.5 U	2.5 U	10 U	2.5 U	2.5 U	2.5 U	2.5 U	2.5 U	2.5 U
1,3-Dichloropropane	5	UG/L		2.5 U	2.5 U	10 U	2.5 U	2.5 U	2.5 U	NA	NA	NA
1,4-Dichlorobenzene	3	UG/L		2.5 U	2.5 U	10 U	2.5 U	2.5 U	2.5 U	2.5 U	2.5 U	2.5 U
1,4-Diethyl Benzene	--	UG/L		2 U	2 U	8 U	2 U	2 U	2 U	NA	NA	NA
1,4-Dioxane (P-Dioxane)	--	UG/L		250 U	250 U	1000 U	250 U	250 U	250 U	250 U	250 U	250 U
2,2-Dichloropropane	5	UG/L		2.5 U	2.5 U	10 U	2.5 U	2.5 U	2.5 U	NA	NA	NA
2-Chlorotoluene	5	UG/L		2.5 U	2.5 U	10 U	2.5 U	2.5 U	2.5 U	NA	NA	NA
2-Hexanone	50	UG/L		5 U	5 U	20 U	5 U	5 U	5 U	NA	NA	NA
4-Chlorotoluene	5	UG/L		2.5 U	2.5 U	10 U	2.5 U	2.5 U	2.5 U	NA	NA	NA
4-Ethyltoluene	--	UG/L		2 U	2 U	8 U	2 U	2 U	2 U	NA	NA	NA
Acetone	**50**	UG/L		5 U	1.6 J	20 U	5 U	5 U	4.9 J	5 U	5 U	5 U
Acrylonitrile	5	UG/L		5 U	5 U	20 U	5 U	5 U	5 U	NA	NA	NA
Benzene	**1**	UG/L		0.5 U	0.5 U	2 U	0.5 U	0.5 U	0.5 U	0.5 U	0.5 U	0.5 U
Bromobenzene	5	UG/L		2.5 U	2.5 U	10 U	2.5 U	2.5 U	2.5 U	NA	NA	NA
Bromochloromethane	5	UG/L		2.5 U	2.5 U	10 U	2.5 U	2.5 U	2.5 U	NA	NA	NA
Bromodichloromethane	50	UG/L		0.5 U	0.5 U	2 U	0.5 U	0.5 U	0.5 U	NA	NA	NA
Bromoform	50	UG/L		2 U	2 U	8 U	2 U	2 U	2 U	NA	NA	NA
Bromomethane	**5**	UG/L		2.5 U	2.5 U	10 U	2.5 U	2.5 U	2.5 U	NA	NA	NA
Carbon Disulfide	60	UG/L		5 U	5 U	20 U	5 U	5 U	5 U	NA	NA	NA
Carbon Tetrachloride	5	UG/L		0.5 U	0.5 U	2 U	0.5 U	0.5 U	0.5 U	0.5 U	0.5 U	0.5 U

Table 3. Summary of Volatile Organic Compounds in Groundwater, 60-66 Gerry Street, Brooklyn, New York

Parameter	NYSDEC Ambient Water-Quality Guidance Values	Unit	Sample Designation:	MW-10	MW-10	MW-10	MW-10	MW-10	MW-10	MW-10	MW-10	MW-10
			Sample Date:	03/29/2018	08/21/2018	10/09/2018	01/10/2019	04/04/2019	07/09/2019	10/04/2019	05/28/2020	05/28/2020
			Normal or Field Duplicate:	N	N	N	N	N	N	N	N	FD
Chlorobenzene	5	UG/L		2.5 U	2.5 U	10 U	2.5 U	2.5 U	2.5 U	2.5 U	2.5 U	2.5 U
Chloroethane	**5**	UG/L		2.5 U	2.5 U	10 U	2.5 U	2.5 U	2.5 U	NA	NA	NA
Chloroform	7	UG/L		2.5 U	2.5 U	10 U	2.5 U	2.5 U	2.5 U	2.5 U	2.5 U	2.5 U
Chloromethane	**5**	UG/L		2.5 U	2.5 U	10 U	2.5 U	2.5 U	2.5 U	NA	NA	NA
Cis-1,2-Dichloroethylene	**5**	UG/L		2.4 J	**14**	**500**	**26**	2.5 U	1.3 J	**26**	2.5 U	2.5 U
Cis-1,3-Dichloropropene	5	UG/L		0.5 U	0.5 U	2 U	0.5 U	0.5 U	0.5 U	NA	NA	NA
Cymene	5	UG/L		2.5 U	2.5 U	10 U	2.5 U	2.5 U	2.5 U	NA	NA	NA
Dibromochloromethane	50	UG/L		0.5 U	0.5 U	2 U	0.5 U	0.5 U	0.5 U	NA	NA	NA
Dibromomethane	5	UG/L		5 U	5 U	20 U	5 U	5 U	5 U	NA	NA	NA
Dichlorodifluoromethane	5	UG/L		5 U	5 U	20 U	5 U	5 U	5 U	NA	NA	NA
Dichloroethylenes	**5**	UG/L		2.4 J	**14**	**500**	**26**	2.5 U	1.3 J	**26**	2.5 U	2.5 U
Diethyl Ether (Ethyl Ether)	--	UG/L		2.5 U	2.5 U	10 U	2.5 U	2.5 U	2.5 U	NA	NA	NA
Ethylbenzene	5	UG/L		2.5 U	2.5 U	10 U	2.5 U	2.5 U	2.5 U	2.5 U	2.5 U	2.5 U
Hexachlorobutadiene	0.5	UG/L		2.5 U	2.5 U	10 U	2.5 U	2.5 U	2.5 U	NA	NA	NA
Isopropylbenzene (Cumene)	5	UG/L		2.5 U	2.5 U	10 U	2.5 U	2.5 U	2.5 U	NA	NA	NA
m,p-Xylene	5	UG/L		2.5 U	2.5 U	10 U	2.5 U	2.5 U	2.5 U	2.5 U	2.5 U	2.5 U
Methane	--	UG/L		419	1230	5020	5690	NA	NA	1320	NA	NA
Methyl Ethyl Ketone (2-Butanone)	**50**	UG/L		5 U	5 U	20 U	5 U	5 U	5 U	5 U	5 U	5 U
Methyl Isobutyl Ketone (4-Methyl-2-Pentanone)	--	UG/L		5 U	5 U	20 U	5 U	5 U	5 U	NA	NA	NA
Methylene Chloride	**5**	UG/L		2.5 U	2.5 U	10 U	2.5 U	2.5 U	2.5 U	2.5 U	2.5 U	2.5 U
Naphthalene	10	UG/L		2.5 U	2.5 U	10 U	2.5 U	2.5 U	2.5 U	NA	NA	NA
N-Butylbenzene	5	UG/L		2.5 U	2.5 U	10 U	2.5 U	2.5 U	2.5 U	2.5 U	2.5 U	2.5 U
N-Propylbenzene	5	UG/L		2.5 U	2.5 U	10 U	2.5 U	2.5 U	2.5 U	2.5 U	2.5 U	2.5 U
O-Xylene (1,2-Dimethylbenzene)	5	UG/L		2.5 U	2.5 U	10 U	2.5 U	2.5 U	2.5 U	2.5 U	2.5 U	2.5 U
Sec-Butylbenzene	5	UG/L		2.5 U	2.5 U	10 U	2.5 U	2.5 U	2.5 U	2.5 U	2.5 U	2.5 U
Styrene	5	UG/L		2.5 U	2.5 U	10 U	2.5 U	2.5 U	2.5 U	NA	NA	NA
T-Butylbenzene	5	UG/L		2.5 U	2.5 U	10 U	2.5 U	2.5 U	2.5 U	2.5 U	2.5 U	2.5 U
Tert-Butyl Methyl Ether	10	UG/L		2.5 U	2.5 U	10 U	2.5 U	2.5 U	2.5 U	2.5 U	2.5 U	2.5 U
Tetrachloroethylene (PCE)	**5**	UG/L		0.93	0.76	1 J	**16**	0.36 J	0.44 J	1.2	0.41 J	0.28 J
Toluene	5	UG/L		2.5 U	2.5 U	10 U	2.5 U	2.5 U	2.5 U	2.5 U	2.5 U	2.5 U
Total, 1,3-Dichloropropene (Cis And Trans)	0.4	UG/L		0.5 U	0.5 U	2 U	0.5 U	0.5 U	0.5 U	NA	NA	NA
Trans-1,2-Dichloroethene	**5**	UG/L		2.5 U	2.5 U	10 U	2.5 U	2.5 U	2.5 U	2.5 U	2.5 U	2.5 U
Trans-1,3-Dichloropropene	--	UG/L		0.5 U	0.5 U	2 U	0.5 U	0.5 U	0.5 U	NA	NA	NA
Trans-1,4-Dichloro-2-Butene	5	UG/L		2.5 U	2.5 U	10 U	2.5 U	2.5 U	2.5 U	NA	NA	NA
Trichloroethylene (TCE)	**5**	UG/L		0.27 J	0.51	2.2	4.9	0.5 U	0.21 J	0.5	0.5 U	0.5 U
Trichlorofluoromethane	5	UG/L		2.5 U	2.5 U	10 U	2.5 U	2.5 U	2.5 U	NA	NA	NA
Vinyl Acetate	--	UG/L		5 U	5 U	20 U	5 U	5 U	5 U	NA	NA	NA
Vinyl Chloride	**2**	UG/L		**3.3**	**15**	**160**	**10**	1.9	**3.5**	**13**	0.72 J	1.2
Xylenes	5	UG/L		2.5 U	2.5 U	10 U	2.5 U	2.5 U	2.5 U	NA	2.5 U	2.5 U

Table 3. Summary of Volatile Organic Compounds in Groundwater, 60-66 Gerry Street, Brooklyn, New York

Parameter	NYSDEC Ambient Water-Quality Guidance Values	Unit	Sample Designation:	MW-10	MW-10	MW-10	MW-10	MW-10	MW-16R	MW-16R	MW-16R
			Sample Date:	10/27/2020	01/26/2021	04/28/2021	10/27/2021	01/26/2022	04/28/2022	07/20/2016	10/11/2016	04/27/2017
			Normal or Field Duplicate:	N	N	N	N	N	N	N	N	N
1,1,1,2-Tetrachloroethane	5	UG/L		NA	NA	NA	NA	NA	NA	10 U	NA	NA
1,1,1-Trichloroethane (TCA)	5	UG/L		2.5 U	2.5 U	2.5 U	5 U	2.5 U	5 U	10 U	6.2 U	6.2 U
1,1,2,2-Tetrachloroethane	5	UG/L		NA	NA	NA	NA	NA	NA	2 U	NA	NA
1,1,2-Trichloroethane	**1**	UG/L		NA	NA	NA	NA	NA	NA	6 U	NA	NA
1,1-Dichloroethane	**5**	UG/L		2.5 U	2.5 U	2.5 U	5 U	2.5 U	5 U	**5.4 J**	**5.1 J**	**6 J**
1,1-Dichloroethene	**5**	UG/L		0.5 U	0.5 U	0.5 U	0.43 J	0.33 J	0.37 J	0.64 J	0.64 J	0.6 J
1,1-Dichloropropene	5	UG/L		NA	NA	NA	NA	NA	NA	10 U	NA	NA
1,2,3-Trichlorobenzene	5	UG/L		NA	NA	NA	NA	NA	NA	10 U	NA	NA
1,2,3-Trichloropropane	0.04	UG/L		NA	NA	NA	NA	NA	NA	10 U	NA	NA
1,2,4,5-Tetramethylbenzene	5	UG/L		NA	NA	NA	NA	NA	NA	8 U	NA	NA
1,2,4-Trichlorobenzene	5	UG/L		NA	NA	NA	NA	NA	NA	10 U	NA	NA
1,2,4-Trimethylbenzene	5	UG/L		2.5 U	2.5 U	2.5 U	5 U	2.5 U	5 U	10 U	6.2 U	6.2 U
1,2-Dibromo-3-Chloropropane	0.04	UG/L		NA	NA	NA	NA	NA	NA	10 U	NA	NA
1,2-Dibromoethane (Ethylene Dibromide)	0.0006	UG/L		NA	NA	NA	NA	NA	NA	8 U	NA	NA
1,2-Dichlorobenzene	3	UG/L		2.5 U	2.5 U	2.5 U	5 U	2.5 U	5 U	10 U	6.2 U	6.2 U
1,2-Dichloroethane	**0.6**	UG/L		0.5 U	0.5 U	0.5 U	1 U	0.5 U	1 U	**1 J**	**1 J**	**1.1 J**
1,2-Dichloropropane	1	UG/L		NA	NA	NA	NA	NA	NA	4 U	NA	NA
1,3,5-Trimethylbenzene (Mesitylene)	5	UG/L		2.5 U	2.5 U	2.5 U	5 U	2.5 U	5 U	10 U	6.2 U	6.2 U
1,3-Dichlorobenzene	3	UG/L		2.5 U	2.5 U	2.5 U	5 U	2.5 U	5 U	10 U	6.2 U	6.2 U
1,3-Dichloropropane	5	UG/L		NA	NA	NA	NA	NA	NA	10 U	NA	NA
1,4-Dichlorobenzene	3	UG/L		2.5 U	2.5 U	2.5 U	5 U	2.5 U	5 U	10 U	6.2 U	6.2 U
1,4-Diethyl Benzene	--	UG/L		NA	NA	NA	NA	NA	NA	8 U	NA	NA
1,4-Dioxane (P-Dioxane)	--	UG/L		250 U	250 U	250 U	500 U	250 U	500 U	1000 U	620 U	620 U
2,2-Dichloropropane	5	UG/L		NA	NA	NA	NA	NA	NA	10 U	NA	NA
2-Chlorotoluene	5	UG/L		NA	NA	NA	NA	NA	NA	10 U	NA	NA
2-Hexanone	50	UG/L		NA	NA	NA	NA	NA	NA	20 U	NA	NA
4-Chlorotoluene	5	UG/L		NA	NA	NA	NA	NA	NA	10 U	NA	NA
4-Ethyltoluene	--	UG/L		NA	NA	NA	NA	NA	NA	8 U	NA	NA
Acetone	**50**	UG/L		5 U	5 U	5 U	10 U	5 U	10 U	20 U	12 U	12 U
Acrylonitrile	5	UG/L		NA	NA	NA	NA	NA	NA	20 U	NA	NA
Benzene	**1**	UG/L		0.5 U	0.5 U	0.5 U	1 U	0.5 U	1 U	2 U	1.2 U	1.2 U
Bromobenzene	5	UG/L		NA	NA	NA	NA	NA	NA	10 U	NA	NA
Bromochloromethane	5	UG/L		NA	NA	NA	NA	NA	NA	10 U	NA	NA
Bromodichloromethane	50	UG/L		NA	NA	NA	NA	NA	NA	2 U	NA	NA
Bromoform	50	UG/L		NA	NA	NA	NA	NA	NA	8 U	NA	NA
Bromomethane	**5**	UG/L		NA	NA	NA	NA	NA	NA	10 U	NA	NA
Carbon Disulfide	60	UG/L		NA	NA	NA	NA	NA	NA	20 U	NA	NA
Carbon Tetrachloride	5	UG/L		0.5 U	0.5 U	0.5 U	1 U	0.5 U	1 U	2 U	1.2 U	1.2 U

Table 3. Summary of Volatile Organic Compounds in Groundwater, 60-66 Gerry Street, Brooklyn, New York

Parameter	NYSDEC Ambient Water-Quality Guidance Values	Unit	MW-10 10/27/2020 N	MW-10 01/26/2021 N	MW-10 04/28/2021 N	MW-10 10/27/2021 N	MW-10 01/26/2022 N	MW-10 04/28/2022 N	MW-16R 07/20/2016 N	MW-16R 10/11/2016 N	MW-16R 04/27/2017 N
Chlorobenzene	5	UG/L	2.5 U	2.5 U	2.5 U	5 U	2.5 U	5 U	10 U	6.2 U	6.2 U
Chloroethane	**5**	UG/L	NA	NA	NA	NA	NA	NA	10 U	NA	NA
Chloroform	7	UG/L	2.5 U	2.5 U	2.5 U	5 U	2.5 U	5 U	10 U	6.2 U	6.2 U
Chloromethane	**5**	UG/L	NA	NA	NA	NA	NA	NA	10 U	NA	NA
Cis-1,2-Dichloroethylene	**5**	UG/L	0.92 J	0.76 J	2.5 U	**220**	**170**	**230**	**210**	**220**	**170**
Cis-1,3-Dichloropropene	5	UG/L	NA	NA	NA	NA	NA	NA	2 U	NA	NA
Cymene	5	UG/L	NA	NA	NA	NA	NA	NA	10 U	NA	NA
Dibromochloromethane	50	UG/L	NA	NA	NA	NA	NA	NA	2 U	NA	NA
Dibromomethane	5	UG/L	NA	NA	NA	NA	NA	NA	20 U	NA	NA
Dichlorodifluoromethane	5	UG/L	NA	NA	NA	NA	NA	NA	20 U	NA	NA
Dichloroethylenes	**5**	UG/L	0.92 J	0.76 J	2.5 U	**220**	**170**	**230**	**210**	**220**	**170**
Diethyl Ether (Ethyl Ether)	--	UG/L	NA	NA	NA	NA	NA	NA	10 U	NA	NA
Ethylbenzene	5	UG/L	2.5 U	2.5 U	2.5 U	5 U	2.5 U	5 U	10 U	6.2 U	6.2 U
Hexachlorobutadiene	0.5	UG/L	NA	NA	NA	NA	NA	NA	10 U	NA	NA
Isopropylbenzene (Cumene)	5	UG/L	NA	NA	NA	NA	NA	NA	10 U	NA	NA
m,p-Xylene	5	UG/L	2.5 U	2.5 U	2.5 U	5 U	2.5 U	5 U	10 U	6.2 U	6.2 U
Methane	--	UG/L	NA	191	408	1690	NA	80.7	NA	NA	198
Methyl Ethyl Ketone (2-Butanone)	**50**	UG/L	5 U	5 U	5 U	10 U	5 U	10 U	20 U	12 U	12 U
Methyl Isobutyl Ketone (4-Methyl-2-Pentanone)	--	UG/L	NA	NA	NA	NA	NA	NA	20 U	NA	NA
Methylene Chloride	**5**	UG/L	2.5 U	2.5 U	2.5 U	5 U	2.5 U	5 U	10 U	6.2 U	6.2 U
Naphthalene	10	UG/L	NA	NA	NA	NA	NA	NA	10 U	NA	NA
N-Butylbenzene	5	UG/L	2.5 U	2.5 U	2.5 U	5 U	2.5 U	5 U	10 U	6.2 U	6.2 U
N-Propylbenzene	5	UG/L	2.5 U	2.5 U	2.5 U	5 U	2.5 U	5 U	10 U	6.2 U	6.2 U
O-Xylene (1,2-Dimethylbenzene)	5	UG/L	2.5 U	2.5 U	2.5 U	5 U	2.5 U	5 U	10 U	6.2 U	6.2 U
Sec-Butylbenzene	5	UG/L	2.5 U	2.5 U	2.5 U	5 U	2.5 U	5 U	10 U	6.2 U	6.2 U
Styrene	5	UG/L	NA	NA	NA	NA	NA	NA	10 U	NA	NA
T-Butylbenzene	5	UG/L	2.5 U	2.5 U	2.5 U	5 U	2.5 U	5 U	10 U	6.2 U	6.2 U
Tert-Butyl Methyl Ether	10	UG/L	2.5 U	2.5 U	2.5 U	5 U	2.5 U	5 U	10 U	6.2 U	6.2 U
Tetrachloroethylene (PCE)	**5**	UG/L	0.18 J	0.22 J	0.5 U	**18**	**18**	**30**	2 U	1.2 U	1.2 U
Toluene	5	UG/L	2.5 U	2.5 U	2.5 U	5 U	2.5 U	5 U	10 U	6.2 U	6.2 U
Total, 1,3-Dichloropropene (Cis And Trans)	0.4	UG/L	NA	NA	NA	NA	NA	NA	2 U	NA	NA
Trans-1,2-Dichloroethene	**5**	UG/L	2.5 U	2.5 U	2.5 U	5 U	2.5 U	5 U	10 U	6.2 U	6.2 U
Trans-1,3-Dichloropropene	--	UG/L	NA	NA	NA	NA	NA	NA	2 U	NA	NA
Trans-1,4-Dichloro-2-Butene	5	UG/L	NA	NA	NA	NA	NA	NA	10 U	NA	NA
Trichloroethylene (TCE)	**5**	UG/L	0.5 U	0.5 U	0.5 U	**5.9**	**8.7**	**7.8**	2 U	1.2 U	1.2 U
Trichlorofluoromethane	5	UG/L	NA	NA	NA	NA	NA	NA	10 U	NA	NA
Vinyl Acetate	--	UG/L	NA	NA	NA	NA	NA	NA	20 U	NA	NA
Vinyl Chloride	**2**	UG/L	0.5 J	0.61 J	1.5	**100**	**78**	**51**	**350**	**310**	**410**
Xylenes	5	UG/L	2.5 U	2.5 U	2.5 U	5 U	2.5 U	5 U	10 U	NA	NA

Table 3. Summary of Volatile Organic Compounds in Groundwater, 60-66 Gerry Street, Brooklyn, New York

	Sample Designation:		MW-16R	MW-16R	MW-16R	MW-16R	MW-16R	MW-16R	MW-16R	MW-16R	MW-16R
	Sample Date:		07/18/2017	11/22/2017	03/30/2018	07/02/2018	10/09/2018	01/10/2019	04/04/2019	07/09/2019	10/04/2019
	Normal or Field Duplicate:		N	N	N	N	N	N	N	N	N
Parameter	NYSDEC Ambient Water-Quality Guidance Values	Unit									
1,1,1,2-Tetrachloroethane	5	UG/L	2.5 U	5 U	5 U	NA	2.5 U	25 U	2.5 U	2.5 U	NA
1,1,1-Trichloroethane (TCA)	5	UG/L	2.5 U	5 U	5 U	5 U	2.5 U	25 U	2.5 U	2.5 U	2.5 U
1,1,2,2-Tetrachloroethane	5	UG/L	0.5 U	1 U	1 U	NA	0.5 U	5 U	0.5 U	0.5 U	NA
1,1,2-Trichloroethane	**1**	UG/L	1.5 U	3 U	3 U	NA	1.5 U	15 U	1.5 U	1.5 U	NA
1,1-Dichloroethane	**5**	UG/L	**6.3**	**6.1**	**5.5**	4.8 J	**9**	**11 J**	**10**	**9.8**	**9.8**
1,1-Dichloroethene	**5**	UG/L	0.63	0.67 J	0.71 J	0.71 J	0.26 J	5 U	0.32 J	0.55	0.68
1,1-Dichloropropene	5	UG/L	2.5 U	5 U	5 U	NA	2.5 U	25 U	2.5 U	2.5 U	NA
1,2,3-Trichlorobenzene	5	UG/L	2.5 U	5 U	5 U	NA	2.5 U	25 U	2.5 U	2.5 U	NA
1,2,3-Trichloropropane	0.04	UG/L	2.5 U	5 U	5 U	NA	2.5 U	25 U	2.5 U	2.5 U	NA
1,2,4,5-Tetramethylbenzene	5	UG/L	2 U	4 U	4 U	NA	2 U	20 U	2 U	2 U	NA
1,2,4-Trichlorobenzene	5	UG/L	2.5 U	5 U	5 U	NA	2.5 U	25 U	2.5 U	2.5 U	NA
1,2,4-Trimethylbenzene	5	UG/L	2.5 U	5 U	5 U	5 U	2.5 U	25 U	2.5 U	2.5 U	2.5 U
1,2-Dibromo-3-Chloropropane	0.04	UG/L	2.5 U	5 U	5 U	NA	2.5 U	25 U	2.5 U	2.5 U	NA
1,2-Dibromoethane (Ethylene Dibromide)	0.0006	UG/L	2 U	4 U	4 U	NA	2 U	20 U	2 U	2 U	NA
1,2-Dichlorobenzene	3	UG/L	2.5 U	5 U	5 U	5 U	2.5 U	25 U	2.5 U	2.5 U	2.5 U
1,2-Dichloroethane	**0.6**	UG/L	**1.6**	**1.4**	**1.1**	**1.1**	**1.4**	5 U	**1.8**	**1.6**	**1.9**
1,2-Dichloropropane	1	UG/L	1 U	2 U	2 U	NA	1 U	10 U	1 U	1 U	NA
1,3,5-Trimethylbenzene (Mesitylene)	5	UG/L	2.5 U	5 U	5 U	5 U	2.5 U	25 U	2.5 U	2.5 U	2.5 U
1,3-Dichlorobenzene	3	UG/L	2.5 U	5 U	5 U	5 U	2.5 U	25 U	2.5 U	2.5 U	2.5 U
1,3-Dichloropropane	5	UG/L	2.5 U	5 U	5 U	NA	2.5 U	25 U	2.5 U	2.5 U	NA
1,4-Dichlorobenzene	3	UG/L	2.5 U	5 U	5 U	5 U	2.5 U	25 U	2.5 U	2.5 U	2.5 U
1,4-Diethyl Benzene	--	UG/L	2 U	4 U	4 U	NA	2 U	20 U	2 U	2 U	NA
1,4-Dioxane (P-Dioxane)	--	UG/L	250 U	500 U	500 U	500 U	100 J	2500 U	250 U	82 J	250 U
2,2-Dichloropropane	5	UG/L	2.5 U	5 U	5 U	NA	2.5 U	25 U	2.5 U	2.5 U	NA
2-Chlorotoluene	5	UG/L	2.5 U	5 U	5 U	NA	2.5 U	25 U	2.5 U	2.5 U	NA
2-Hexanone	50	UG/L	5 U	10 U	10 U	NA	5 U	50 U	5 U	5 U	NA
4-Chlorotoluene	5	UG/L	2.5 U	5 U	5 U	NA	2.5 U	25 U	2.5 U	2.5 U	NA
4-Ethyltoluene	--	UG/L	2 U	4 U	4 U	NA	2 U	20 U	2 U	2 U	NA
Acetone	**50**	UG/L	5 U	10 U	10 U	10 U	2.2 J	50 U	5 U	1.7 J	5 U
Acrylonitrile	5	UG/L	5 U	10 U	10 U	NA	5 U	50 U	5 U	5 U	NA
Benzene	**1**	UG/L	0.5 U	1 U	1 U	1 U	0.5 U	5 U	0.5 U	0.5 U	0.18 J
Bromobenzene	5	UG/L	2.5 U	5 U	5 U	NA	2.5 U	25 U	2.5 U	2.5 U	NA
Bromochloromethane	5	UG/L	2.5 U	5 U	5 U	NA	2.5 U	25 U	2.5 U	2.5 U	NA
Bromodichloromethane	50	UG/L	0.5 U	1 U	1 U	NA	0.5 U	5 U	0.5 U	0.5 U	NA
Bromoform	50	UG/L	2 U	4 U	4 U	NA	2 U	20 U	2 U	2 U	NA
Bromomethane	**5**	UG/L	2.5 U	5 U	5 U	NA	2.5 U	25 U	2.5 U	2.5 U	NA
Carbon Disulfide	60	UG/L	5 U	10 U	10 U	NA	5 U	50 U	5 U	5 U	NA
Carbon Tetrachloride	5	UG/L	0.5 U	1 U	1 U	1 U	0.5 U	5 U	0.5 U	0.5 U	0.5 U

Table 3. Summary of Volatile Organic Compounds in Groundwater, 60-66 Gerry Street, Brooklyn, New York

Parameter	NYSDEC Ambient Water-Quality Guidance Values	Unit	Sample Designation:	MW-16R	MW-16R	MW-16R	MW-16R	MW-16R	MW-16R	MW-16R	MW-16R	MW-16R
			Sample Date:	07/18/2017	11/22/2017	03/30/2018	07/02/2018	10/09/2018	01/10/2019	04/04/2019	07/09/2019	10/04/2019
			Normal or Field Duplicate:	N	N	N	N	N	N	N	N	N
Chlorobenzene	5	UG/L		2.5 U	5 U	5 U	5 U	2.5 U	25 U	2.5 U	2.5 U	2.5 U
Chloroethane	**5**	UG/L		2.5 U	5 U	5 U	NA	2.5 U	25 U	2.5 U	2.5 U	NA
Chloroform	7	UG/L		2.5 U	5 U	5 U	5 U	2.5 U	25 U	2.5 U	2.5 U	2.5 U
Chloromethane	**5**	UG/L		2.5 U	5 U	5 U	NA	2.5 U	25 U	2.5 U	2.5 U	NA
Cis-1,2-Dichloroethylene	**5**	UG/L		**180**	**160**	**150**	**170**	**71**	**37**	**67**	**86**	**100**
Cis-1,3-Dichloropropene	5	UG/L		0.5 U	1 U	1 U	NA	0.5 U	5 U	0.5 U	0.5 U	NA
Cymene	5	UG/L		2.5 U	5 U	5 U	NA	2.5 U	25 U	2.5 U	2.5 U	NA
Dibromochloromethane	50	UG/L		0.5 U	1 U	1 U	NA	0.5 U	5 U	0.5 U	0.5 U	NA
Dibromomethane	5	UG/L		5 U	10 U	10 U	NA	5 U	50 U	5 U	5 U	NA
Dichlorodifluoromethane	5	UG/L		5 U	10 U	10 U	NA	5 U	50 U	5 U	5 U	NA
Dichloroethylenes	**5**	UG/L		**180 J**	**160 J**	**150**	**170 J**	**73 J**	**37**	**69 J**	**88 J**	**100 J**
Diethyl Ether (Ethyl Ether)	--	UG/L		3.2	1.9 J	2 J	NA	3	25 U	3.5	3.3	NA
Ethylbenzene	5	UG/L		2.5 U	5 U	5 U	5 U	2.5 U	25 U	2.5 U	2.5 U	2.5 U
Hexachlorobutadiene	0.5	UG/L		2.5 U	5 U	5 U	NA	2.5 U	25 U	2.5 U	2.5 U	NA
Isopropylbenzene (Cumene)	5	UG/L		2.5 U	5 U	5 U	NA	2.5 U	25 U	2.5 U	2.5 U	NA
m,p-Xylene	5	UG/L		2.5 U	5 U	5 U	5 U	2.5 U	25 U	2.5 U	2.5 U	2.5 U
Methane	--	UG/L		NA	237	225	228	175	135	NA	NA	181
Methyl Ethyl Ketone (2-Butanone)	**50**	UG/L		5 U	10 U	10 U	10 U	5 U	50 U	5 U	5 U	5 U
Methyl Isobutyl Ketone (4-Methyl-2-Pentanone)	--	UG/L		5 U	10 U	10 U	NA	5 U	50 U	5 U	5 U	NA
Methylene Chloride	**5**	UG/L		2.5 U	5 U	5 U	5 U	2.5 U	25 U	2.5 U	2.5 U	2.5 U
Naphthalene	10	UG/L		2.5 U	5 U	5 U	NA	2.5 U	25 U	2.5 U	2.5 U	NA
N-Butylbenzene	5	UG/L		2.5 U	5 U	5 U	5 U	2.5 U	25 U	2.5 U	2.5 U	2.5 U
N-Propylbenzene	5	UG/L		2.5 U	5 U	5 U	5 U	2.5 U	25 U	2.5 U	2.5 U	2.5 U
O-Xylene (1,2-Dimethylbenzene)	5	UG/L		2.5 U	5 U	5 U	5 U	2.5 U	25 U	2.5 U	2.5 U	2.5 U
Sec-Butylbenzene	5	UG/L		2.5 U	5 U	5 U	5 U	2.5 U	25 U	2.5 U	2.5 U	2.5 U
Styrene	5	UG/L		2.5 U	5 U	5 U	NA	2.5 U	25 U	2.5 U	2.5 U	NA
T-Butylbenzene	5	UG/L		2.5 U	5 U	5 U	5 U	2.5 U	25 U	2.5 U	2.5 U	2.5 U
Tert-Butyl Methyl Ether	10	UG/L		0.7 J	5 U	5 U	5 U	0.85 J	25 U	0.73 J	0.91 J	0.78 J
Tetrachloroethylene (PCE)	**5**	UG/L		0.5 U	1 U	1 U	1 U	0.5 U	5 U	0.5 U	0.5 U	0.5 U
Toluene	5	UG/L		2.5 U	5 U	5 U	5 U	2.5 U	25 U	2.5 U	2.5 U	2.5 U
Total, 1,3-Dichloropropene (Cis And Trans)	0.4	UG/L		0.5 U	1 U	1 U	NA	0.5 U	5 U	0.5 U	0.5 U	NA
Trans-1,2-Dichloroethene	**5**	UG/L		1.3 J	1.5 J	5 U	1.6 J	1.6 J	25 U	1.9 J	2.3 J	2.1 J
Trans-1,3-Dichloropropene	--	UG/L		0.5 U	1 U	1 U	NA	0.5 U	5 U	0.5 U	0.5 U	NA
Trans-1,4-Dichloro-2-Butene	5	UG/L		2.5 U	5 U	5 U	NA	2.5 U	25 U	2.5 U	2.5 U	NA
Trichloroethylene (TCE)	**5**	UG/L		0.5 U	1 U	1 U	1 U	0.5 U	5 U	0.5 U	0.5 U	0.5 U
Trichlorofluoromethane	5	UG/L		2.5 U	5 U	5 U	NA	2.5 U	25 U	2.5 U	2.5 U	NA
Vinyl Acetate	--	UG/L		5 U	10 U	10 U	NA	5 U	50 U	5 U	5 U	NA
Vinyl Chloride	**2**	UG/L		**370**	**250**	**300**	**230**	**430**	**520**	**510**	**400**	**390**
Xylenes	5	UG/L		2.5 U	5 U	5 U	NA	2.5 U	25 U	2.5 U	2.5 U	NA

Table 3. Summary of Volatile Organic Compounds in Groundwater, 60-66 Gerry Street, Brooklyn, New York

Parameter	NYSDEC Ambient Water-Quality Guidance Values	Unit	Sample Designation:	MW-18	MW-18	MW-18	MW-18	MW-18	MW-18	MW-18	MW-18	MW-18
			Sample Date:	04/06/2016	07/20/2016	10/11/2016	04/27/2017	07/18/2017	11/22/2017	03/30/2018	07/02/2018	07/02/2018
			Normal or Field Duplicate:	N	N	N	N	N	N	N	N	FD
1,1,1,2-Tetrachloroethane	5	UG/L		50 U	2.5 U	NA	NA	10 U	2.5 U	5 U	NA	NA
1,1,1-Trichloroethane (TCA)	5	UG/L		50 U	2.5 U	2.5 U	5 U	10 U	2.5 U	5 U	6.2 U	5 U
1,1,2,2-Tetrachloroethane	5	UG/L		10 U	0.5 U	NA	NA	2 U	0.5 U	1 U	NA	NA
1,1,2-Trichloroethane	**1**	UG/L		30 U	1.5 U	NA	NA	6 U	1.5 U	3 U	NA	NA
1,1-Dichloroethane	**5**	UG/L		50 U	2.5 U	2.5 U	5 U	10 U	2.5 U	5 U	6.2 U	5 U
1,1-Dichloroethene	**5**	UG/L		10 U	0.5 U	0.5 U	1 U	0.82 J	0.3 J	1 U	1.2 U	1 U
1,1-Dichloropropene	5	UG/L		50 U	2.5 U	NA	NA	10 U	2.5 U	5 U	NA	NA
1,2,3-Trichlorobenzene	5	UG/L		50 U	2.5 U	NA	NA	10 U	2.5 U	5 U	NA	NA
1,2,3-Trichloropropane	0.04	UG/L		50 U	2.5 U	NA	NA	10 U	2.5 U	5 U	NA	NA
1,2,4,5-Tetramethylbenzene	5	UG/L		40 U	2 U	NA	NA	8 U	2 U	4 U	NA	NA
1,2,4-Trichlorobenzene	5	UG/L		50 U	2.5 U	NA	NA	10 U	2.5 U	5 U	NA	NA
1,2,4-Trimethylbenzene	5	UG/L		50 U	2.5 U	2.5 U	5 U	10 U	2.5 U	5 U	6.2 U	5 U
1,2-Dibromo-3-Chloropropane	0.04	UG/L		50 U	2.5 U	NA	NA	10 U	2.5 U	5 U	NA	NA
1,2-Dibromoethane (Ethylene Dibromide)	0.0006	UG/L		40 U	2 U	NA	NA	8 U	2 U	4 U	NA	NA
1,2-Dichlorobenzene	3	UG/L		50 U	2.5 U	2.5 U	5 U	10 U	2.5 U	5 U	6.2 U	5 U
1,2-Dichloroethane	**0.6**	UG/L		10 U	0.5 U	0.5 U	1 U	2 U	0.14 J	1 U	1.2 U	1 U
1,2-Dichloropropane	1	UG/L		20 U	1 U	NA	NA	4 U	1 U	2 U	NA	NA
1,3,5-Trimethylbenzene (Mesitylene)	5	UG/L		50 U	2.5 U	2.5 U	5 U	10 U	2.5 U	5 U	6.2 U	5 U
1,3-Dichlorobenzene	3	UG/L		50 U	2.5 U	2.5 U	5 U	10 U	2.5 U	5 U	6.2 U	5 U
1,3-Dichloropropane	5	UG/L		50 U	2.5 U	NA	NA	10 U	2.5 U	5 U	NA	NA
1,4-Dichlorobenzene	3	UG/L		50 U	2.5 U	2.5 U	5 U	10 U	2.5 U	5 U	6.2 U	5 U
1,4-Diethyl Benzene	--	UG/L		40 U	2 U	NA	NA	8 U	2 U	4 U	NA	NA
1,4-Dioxane (P-Dioxane)	--	UG/L		5000 U	250 U	250 U	500 U	1000 U	250 U	500 U	620 U	500 U
2,2-Dichloropropane	5	UG/L		50 U	2.5 U	NA	NA	10 U	2.5 U	5 U	NA	NA
2-Chlorotoluene	5	UG/L		50 U	2.5 U	NA	NA	10 U	2.5 U	5 U	NA	NA
2-Hexanone	50	UG/L		100 U	5 U	NA	NA	20 U	5 U	10 U	NA	NA
4-Chlorotoluene	5	UG/L		50 U	2.5 U	NA	NA	10 U	2.5 U	5 U	NA	NA
4-Ethyltoluene	--	UG/L		40 U	2 U	NA	NA	8 U	2 U	4 U	NA	NA
Acetone	**50**	UG/L		100 U	**89**	**66**	6.2 J	20 U	5 U	10 U	12 U	10 U
Acrylonitrile	5	UG/L		100 U	5 U	NA	NA	20 U	5 U	10 U	NA	NA
Benzene	**1**	UG/L		**10**	0.67	0.39 J	**2**	**2.8**	**1.8**	**2.9**	**2.7**	**2.3**
Bromobenzene	5	UG/L		50 U	2.5 U	NA	NA	10 U	2.5 U	5 U	NA	NA
Bromochloromethane	5	UG/L		50 U	2.5 U	NA	NA	10 U	2.5 U	5 U	NA	NA
Bromodichloromethane	50	UG/L		10 U	0.5 U	NA	NA	2 U	0.5 U	1 U	NA	NA
Bromoform	50	UG/L		40 U	2 U	NA	NA	8 U	2 U	4 U	NA	NA
Bromomethane	**5**	UG/L		50 U	1.7 J	NA	NA	10 U	2.5 U	5 U	NA	NA
Carbon Disulfide	60	UG/L		100 U	5 U	NA	NA	20 U	5 U	10 U	NA	NA
Carbon Tetrachloride	5	UG/L		10 U	0.5 U	0.5 U	1 U	2 U	0.5 U	1 U	1.2 U	1 U

Table 3. Summary of Volatile Organic Compounds in Groundwater, 60-66 Gerry Street, Brooklyn, New York

Parameter	NYSDEC Ambient Water-Quality Guidance Values	Unit	Sample Designation:	MW-18	MW-18	MW-18	MW-18	MW-18	MW-18	MW-18	MW-18	MW-18
			Sample Date:	04/06/2016	07/20/2016	10/11/2016	04/27/2017	07/18/2017	11/22/2017	03/30/2018	07/02/2018	07/02/2018
			Normal or Field Duplicate:	N	N	N	N	N	N	N	N	FD
Chlorobenzene	5	UG/L		50 U	2.5 U	2.5 U	5 U	10 U	2.5 U	5 U	6.2 U	5 U
Chloroethane	**5**	UG/L		50 U	2.5 U	NA	NA	**25**	**21**	**28**	NA	NA
Chloroform	7	UG/L		50 U	2.5 U	2.5 U	5 U	10 U	2.5 U	5 U	6.2 U	5 U
Chloromethane	**5**	UG/L		50 U	1 J	NA	NA	10 U	2.5 U	5 U	NA	NA
Cis-1,2-Dichloroethylene	**5**	UG/L		**980**	**60**	**33**	**160**	**440**	**160**	**110**	**160**	**150**
Cis-1,3-Dichloropropene	5	UG/L		10 U	0.5 U	NA	NA	2 U	0.5 U	1 U	NA	NA
Cymene	5	UG/L		50 U	2.5 U	NA	NA	10 U	2.5 U	5 U	NA	NA
Dibromochloromethane	50	UG/L		10 U	0.5 U	NA	NA	2 U	0.5 U	1 U	NA	NA
Dibromomethane	5	UG/L		100 U	5 U	NA	NA	20 U	5 U	10 U	NA	NA
Dichlorodifluoromethane	5	UG/L		100 U	5 U	NA	NA	20 U	5 U	10 U	NA	NA
Dichloroethylenes	**5**	UG/L		**980**	**63**	**36**	**160 J**	**440 J**	**160 J**	**110 J**	**160 J**	**150 J**
Diethyl Ether (Ethyl Ether)	--	UG/L		50 U	2.5 U	NA	NA	10 U	2.5 U	5 U	NA	NA
Ethylbenzene	5	UG/L		50 U	2.5 U	2.5 U	5 U	10 U	2.5 U	5 U	6.2 U	5 U
Hexachlorobutadiene	0.5	UG/L		50 U	2.5 U	NA	NA	10 U	2.5 U	5 U	NA	NA
Isopropylbenzene (Cumene)	5	UG/L		50 U	2.5 U	NA	NA	10 U	2.5 U	5 U	NA	NA
m,p-Xylene	5	UG/L		50 U	2.5 U	2.5 U	5 U	10 U	2.5 U	5 U	6.2 U	5 U
Methane	--	UG/L		NA	NA	NA	138	NA	188	226	268	226
Methyl Ethyl Ketone (2-Butanone)	**50**	UG/L		100 U	5.5	5 U	10 U	20 U	5 U	10 U	12 U	10 U
Methyl Isobutyl Ketone (4-Methyl-2-Pentanone)	--	UG/L		100 U	5 U	NA	NA	20 U	5 U	10 U	NA	NA
Methylene Chloride	**5**	UG/L		50 U	2.5 U	2.5 U	5 U	10 U	2.5 U	5 U	6.2 U	5 U
Naphthalene	10	UG/L		50 U	2.5 U	NA	NA	10 U	2.5 U	5 U	NA	NA
N-Butylbenzene	5	UG/L		50 U	2.5 U	2.5 U	5 U	10 U	2.5 U	5 U	6.2 U	5 U
N-Propylbenzene	5	UG/L		50 U	2.5 U	2.5 U	5 U	10 U	2.5 U	5 U	6.2 U	5 U
O-Xylene (1,2-Dimethylbenzene)	5	UG/L		50 U	2.5 U	2.5 U	5 U	10 U	2.5 U	5 U	6.2 U	5 U
Sec-Butylbenzene	5	UG/L		50 U	2.5 U	2.5 U	5 U	10 U	2.5 U	5 U	6.2 U	5 U
Styrene	5	UG/L		50 U	2.5 U	NA	NA	10 U	2.5 U	5 U	NA	NA
T-Butylbenzene	5	UG/L		50 U	2.5 U	2.5 U	5 U	10 U	2.5 U	5 U	6.2 U	5 U
Tert-Butyl Methyl Ether	10	UG/L		50 U	2.5 U	2.5 U	5 U	10 U	2.5 U	5 U	6.2 U	5 U
Tetrachloroethylene (PCE)	**5**	UG/L		10 U	0.5 U	0.5 U	1 U	1.2 J	1	0.5 J	1.2 U	1 U
Toluene	5	UG/L		50 U	2.5 U	2.5 U	5 U	10 U	2.5 U	5 U	6.2 U	5 U
Total, 1,3-Dichloropropene (Cis And Trans)	0.4	UG/L		10 U	0.5 U	NA	NA	2 U	0.5 U	1 U	NA	NA
Trans-1,2-Dichloroethene	**5**	UG/L		50 U	2.9	3.4	4.8 J	3.3 J	2.3 J	1.9 J	2.1 J	1.8 J
Trans-1,3-Dichloropropene	--	UG/L		10 U	0.5 U	NA	NA	2 U	0.5 U	1 U	NA	NA
Trans-1,4-Dichloro-2-Butene	5	UG/L		50 U	2.5 U	NA	NA	10 U	2.5 U	5 U	NA	NA
Trichloroethylene (TCE)	**5**	UG/L		10 U	0.32 J	0.26 J	1 U	2 U	0.28 J	1 U	1.2 U	1 U
Trichlorofluoromethane	5	UG/L		50 U	2.5 U	NA	NA	10 U	2.5 U	5 U	NA	NA
Vinyl Acetate	--	UG/L		100 U	5 U	NA	NA	20 U	5 U	10 U	NA	NA
Vinyl Chloride	**2**	UG/L		**190**	**7.7**	1.1	**120**	**200**	**140**	**290**	**220**	**200**
Xylenes	5	UG/L		50 U	2.5 U	NA	NA	10 U	2.5 U	5 U	NA	NA

Table 3. Summary of Volatile Organic Compounds in Groundwater, 60-66 Gerry Street, Brooklyn, New York

Parameter	NYSDEC Ambient Water-Quality Guidance Values	Unit	Sample Designation:	MW-18	MW-18	MW-18	MW-18	MW-18	MW-19	MW-19	MW-19
			Sample Date:	10/09/2018	01/11/2019	04/04/2019	04/04/2019	07/09/2019	10/04/2019	04/05/2016	07/19/2016	10/11/2016
			Normal or Field Duplicate:	N	N	N	FD	N	N	N	N	N
1,1,1,2-Tetrachloroethane	5	UG/L		5 U	2.5 U	2.5 U	2.5 U	2.5 U	NA	2.5 U	2.5 U	NA
1,1,1-Trichloroethane (TCA)	5	UG/L		5 U	2.5 U	2.5 U	2.5 U	2.5 U	2.5 U	2.5 U	2.5 U	2.5 U
1,1,2,2-Tetrachloroethane	5	UG/L		1 U	0.5 U	0.5 U	0.5 U	0.5 U	NA	0.5 U	0.5 U	NA
1,1,2-Trichloroethane	**1**	UG/L		3 U	1.5 U	1.5 U	1.5 U	1.5 U	NA	1.5 U	1.5 U	NA
1,1-Dichloroethane	**5**	UG/L		5 U	2.5 U	2.5 U	2.5 U	2.5 U	2.5 U	2.5 U	2.5 U	2.5 U
1,1-Dichloroethene	**5**	UG/L		0.34 J	0.5 U	0.5 U	0.5 U	0.5 U	0.5 U	0.5 U	0.5 U	0.5 U
1,1-Dichloropropene	5	UG/L		5 U	2.5 U	2.5 U	2.5 U	2.5 U	NA	2.5 U	2.5 U	NA
1,2,3-Trichlorobenzene	5	UG/L		5 U	2.5 U	2.5 U	2.5 U	2.5 U	NA	2.5 U	2.5 U	NA
1,2,3-Trichloropropane	0.04	UG/L		5 U	2.5 U	2.5 U	2.5 U	2.5 U	NA	2.5 U	2.5 U	NA
1,2,4,5-Tetramethylbenzene	5	UG/L		4 U	2 U	2 U	2 U	2 U	NA	2 U	2 U	NA
1,2,4-Trichlorobenzene	5	UG/L		5 U	2.5 U	2.5 U	2.5 U	2.5 U	NA	2.5 U	2.5 U	NA
1,2,4-Trimethylbenzene	5	UG/L		5 U	2.5 U	2.5 U	2.5 U	2.5 U	2.5 U	2.5 U	2.5 U	2.5 U
1,2-Dibromo-3-Chloropropane	0.04	UG/L		5 U	2.5 U	2.5 U	2.5 U	2.5 U	NA	2.5 U	2.5 U	NA
1,2-Dibromoethane (Ethylene Dibromide)	0.0006	UG/L		4 U	2 U	2 U	2 U	2 U	NA	2 U	2 U	NA
1,2-Dichlorobenzene	3	UG/L		5 U	2.5 U	2.5 U	2.5 U	2.5 U	2.5 U	2.5 U	2.5 U	2.5 U
1,2-Dichloroethane	**0.6**	UG/L		1 U	0.5 U	0.5 U	0.5 U	0.5 U	0.5 U	0.5 U	0.5 U	0.5 U
1,2-Dichloropropane	1	UG/L		2 U	1 U	1 U	1 U	1 U	NA	1 U	1 U	NA
1,3,5-Trimethylbenzene (Mesitylene)	5	UG/L		5 U	2.5 U	2.5 U	2.5 U	2.5 U	2.5 U	2.5 U	2.5 U	2.5 U
1,3-Dichlorobenzene	3	UG/L		5 U	2.5 U	2.5 U	2.5 U	2.5 U	2.5 U	2.5 U	2.5 U	2.5 U
1,3-Dichloropropane	5	UG/L		5 U	2.5 U	2.5 U	2.5 U	2.5 U	NA	2.5 U	2.5 U	NA
1,4-Dichlorobenzene	3	UG/L		5 U	2.5 U	2.5 U	2.5 U	2.5 U	2.5 U	2.5 U	2.5 U	2.5 U
1,4-Diethyl Benzene	--	UG/L		4 U	2 U	2 U	2 U	2 U	NA	2 U	2 U	NA
1,4-Dioxane (P-Dioxane)	--	UG/L		500 U	250 U	250 U	250 U	250 U	250 U	250 U	250 U	250 U
2,2-Dichloropropane	5	UG/L		5 U	2.5 U	2.5 U	2.5 U	2.5 U	NA	2.5 U	2.5 U	NA
2-Chlorotoluene	5	UG/L		5 U	2.5 U	2.5 U	2.5 U	2.5 U	NA	2.5 U	2.5 U	NA
2-Hexanone	50	UG/L		10 U	5 U	5 U	5 U	5 U	NA	5 U	5 U	NA
4-Chlorotoluene	5	UG/L		5 U	2.5 U	2.5 U	2.5 U	2.5 U	NA	2.5 U	2.5 U	NA
4-Ethyltoluene	--	UG/L		4 U	2 U	2 U	2 U	2 U	NA	2 U	2 U	NA
Acetone	**50**	UG/L		10 U	5 U	5 U	5 U	5 U	5 U	2.2 J	5 U	5 U
Acrylonitrile	5	UG/L		10 U	5 U	5 U	5 U	5 U	NA	5 U	5 U	NA
Benzene	**1**	UG/L		**1.2**	0.5 U	**1.9**	**1.8**	**2.6**	**2.8**	0.5 U	0.5 U	0.5 U
Bromobenzene	5	UG/L		5 U	2.5 U	2.5 U	2.5 U	2.5 U	NA	2.5 U	2.5 U	NA
Bromochloromethane	5	UG/L		5 U	2.5 U	2.5 U	2.5 U	2.5 U	NA	2.5 U	2.5 U	NA
Bromodichloromethane	50	UG/L		1 U	0.5 U	0.5 U	0.5 U	0.5 U	NA	0.5 U	0.5 U	NA
Bromoform	50	UG/L		4 U	2 U	2 U	2 U	2 U	NA	2 U	2 U	NA
Bromomethane	**5**	UG/L		5 U	2.5 U	2.5 U	2.5 U	2.5 U	NA	2.5 U	2.5 U	NA
Carbon Disulfide	60	UG/L		10 U	5 U	5 U	5 U	5 U	NA	5 U	5 U	NA
Carbon Tetrachloride	5	UG/L		1 U	0.5 U	0.5 U	0.5 U	0.5 U	0.5 U	0.5 U	0.5 U	0.5 U

Table 3. Summary of Volatile Organic Compounds in Groundwater, 60-66 Gerry Street, Brooklyn, New York

	Sample Designation:		MW-18	MW-18	MW-18	MW-18	MW-18	MW-18	MW-19	MW-19	MW-19
	Sample Date:		10/09/2018	01/11/2019	04/04/2019	04/04/2019	07/09/2019	10/04/2019	04/05/2016	07/19/2016	10/11/2016
	Normal or Field Duplicate:		N	N	N	FD	N	N	N	N	N
Parameter	NYSDEC Ambient Water-Quality Guidance Values	Unit									
Chlorobenzene	5	UG/L	5 U	2.5 U	2.5 U	2.5 U	2.5 U	2.5 U	2.5 U	2.5 U	2.5 U
Chloroethane	**5**	UG/L	1.4 J	2.5 U	**10**	**9.6**	**5.9**	NA	2.5 U	2.5 U	NA
Chloroform	7	UG/L	5 U	2.5 U	2.5 U	2.5 U	2.5 U	2.5 U	2.5 U	2.5 U	2.5 U
Chloromethane	**5**	UG/L	5 U	2.5 U	2.5 U	2.5 U	2.5 U	NA	2.5 U	2.5 U	NA
Cis-1,2-Dichloroethylene	**5**	UG/L	**220**	**9.3**	**44**	**44**	**47**	**53**	**6.2**	**14**	2.4 J
Cis-1,3-Dichloropropene	5	UG/L	1 U	0.5 U	0.5 U	0.5 U	0.5 U	NA	0.5 U	0.5 U	NA
Cymene	5	UG/L	5 U	2.5 U	2.5 U	2.5 U	2.5 U	NA	2.5 U	2.5 U	NA
Dibromochloromethane	50	UG/L	1 U	0.5 U	0.5 U	0.5 U	0.5 U	NA	0.5 U	0.5 U	NA
Dibromomethane	5	UG/L	10 U	5 U	5 U	5 U	5 U	NA	5 U	5 U	NA
Dichlorodifluoromethane	5	UG/L	10 U	5 U	5 U	5 U	5 U	NA	5 U	5 U	NA
Dichloroethylenes	**5**	UG/L	**220 J**	**9.3**	**46 J**	**46 J**	**49 J**	**54 J**	**6.2**	**14**	2.4 J
Diethyl Ether (Ethyl Ether)	--	UG/L	5 U	2.5 U	2.5 U	2.5 U	2.5 U	NA	2.5 U	2.5 U	NA
Ethylbenzene	5	UG/L	5 U	2.5 U	2.5 U	2.5 U	2.5 U	2.5 U	2.5 U	2.5 U	2.5 U
Hexachlorobutadiene	0.5	UG/L	5 U	2.5 U	2.5 U	2.5 U	2.5 U	NA	2.5 U	2.5 U	NA
Isopropylbenzene (Cumene)	5	UG/L	5 U	2.5 U	2.5 U	2.5 U	2.5 U	NA	2.5 U	2.5 U	NA
m,p-Xylene	5	UG/L	5 U	2.5 U	2.5 U	2.5 U	2.5 U	2.5 U	2.5 U	2.5 U	2.5 U
Methane	--	UG/L	137	23.4	NA	NA	NA	172	NA	NA	NA
Methyl Ethyl Ketone (2-Butanone)	**50**	UG/L	10 U	5 U	5 U	5 U	5 U	5 U	5 U	5 U	5 U
Methyl Isobutyl Ketone (4-Methyl-2-Pentanone)	--	UG/L	10 U	5 U	5 U	5 U	5 U	NA	5 U	5 U	NA
Methylene Chloride	**5**	UG/L	5 U	2.5 U	2.5 U	2.5 U	2.5 U	2.5 U	2.5 U	2.5 U	2.5 U
Naphthalene	10	UG/L	5 U	2.5 U	2.5 U	2.5 U	2.5 U	NA	2.5 U	2.5 U	NA
N-Butylbenzene	5	UG/L	5 U	2.5 U	2.5 U	2.5 U	2.5 U	2.5 U	2.5 U	2.5 U	2.5 U
N-Propylbenzene	5	UG/L	5 U	2.5 U	2.5 U	2.5 U	2.5 U	2.5 U	2.5 U	2.5 U	2.5 U
O-Xylene (1,2-Dimethylbenzene)	5	UG/L	5 U	2.5 U	2.5 U	2.5 U	2.5 U	2.5 U	2.5 U	2.5 U	2.5 U
Sec-Butylbenzene	5	UG/L	5 U	2.5 U	2.5 U	2.5 U	2.5 U	2.5 U	2.5 U	2.5 U	2.5 U
Styrene	5	UG/L	5 U	2.5 U	2.5 U	2.5 U	2.5 U	NA	2.5 U	2.5 U	NA
T-Butylbenzene	5	UG/L	5 U	2.5 U	2.5 U	2.5 U	2.5 U	2.5 U	2.5 U	2.5 U	2.5 U
Tert-Butyl Methyl Ether	10	UG/L	5 U	2.5 U	2.5 U	2.5 U	2.5 U	2.5 U	2.5 U	2.5 U	2.5 U
Tetrachloroethylene (PCE)	**5**	UG/L	1 U	0.5 U	0.5 U	0.5 U	0.5 U	0.5 U	0.5 U	0.5 U	0.5 U
Toluene	5	UG/L	5 U	2.5 U	2.5 U	2.5 U	2.5 U	2.5 U	2.5 U	2.5 U	2.5 U
Total, 1,3-Dichloropropene (Cis And Trans)	0.4	UG/L	1 U	0.5 U	0.5 U	0.5 U	0.5 U	NA	0.5 U	0.5 U	NA
Trans-1,2-Dichloroethene	**5**	UG/L	3.9 J	2.5 U	1.6 J	1.6 J	1.7 J	1.4 J	2.5 U	2.5 U	2.5 U
Trans-1,3-Dichloropropene	--	UG/L	1 U	0.5 U	0.5 U	0.5 U	0.5 U	NA	0.5 U	0.5 U	NA
Trans-1,4-Dichloro-2-Butene	5	UG/L	5 U	2.5 U	2.5 U	2.5 U	2.5 U	NA	2.5 U	2.5 U	NA
Trichloroethylene (TCE)	**5**	UG/L	1 U	0.74	0.27 J	0.27 J	0.22 J	0.5 U	0.5 U	0.45 J	0.5 U
Trichlorofluoromethane	5	UG/L	5 U	2.5 U	2.5 U	2.5 U	2.5 U	NA	2.5 U	2.5 U	NA
Vinyl Acetate	--	UG/L	10 U	5 U	5 U	5 U	5 U	NA	5 U	5 U	NA
Vinyl Chloride	**2**	UG/L	**63**	2	**130**	**120**	**150**	**110**	**2.3**	**6.9**	1.1
Xylenes	5	UG/L	5 U	2.5 U	2.5 U	2.5 U	2.5 U	NA	2.5 U	2.5 U	NA

Table 3. Summary of Volatile Organic Compounds in Groundwater, 60-66 Gerry Street, Brooklyn, New York

Parameter	NYSDEC Ambient Water-Quality Guidance Values	Unit	Sample Designation:	MW-19	MW-19	MW-19	MW-19	MW-19	MW-19	MW-19	MW-19	MW-19
			Sample Date:	04/27/2017	07/18/2017	11/22/2017	03/30/2018	07/03/2018	10/10/2018	01/10/2019	04/04/2019	07/08/2019
			Normal or Field Duplicate:	N	N	N	N	N	N	N	N	N
1,1,1,2-Tetrachloroethane	5	UG/L		NA	2.5 U	5 U	2.5 U	NA	25 U	10 U	10 U	5 U
1,1,1-Trichloroethane (TCA)	5	UG/L		2.5 U	2.5 U	5 U	2.5 U	5 U	25 U	10 U	10 U	5 U
1,1,2,2-Tetrachloroethane	5	UG/L		NA	0.5 U	1 U	0.5 U	NA	5 U	2 U	2 U	1 U
1,1,2-Trichloroethane	**1**	UG/L		NA	1.5 U	3 U	1.5 U	NA	15 U	6 U	6 U	3 U
1,1-Dichloroethane	**5**	UG/L		2.5 U	2.5 U	5 U	2.5 U	5 U	25 U	10 U	10 U	5 U
1,1-Dichloroethene	**5**	UG/L		0.5 U	0.5 U	1 U	0.21 J	1 U	2.2 J	2 U	2 U	1 U
1,1-Dichloropropene	5	UG/L		NA	2.5 U	5 U	2.5 U	NA	25 U	10 U	10 U	5 U
1,2,3-Trichlorobenzene	5	UG/L		NA	2.5 U	5 U	2.5 U	NA	25 U	10 U	10 U	5 U
1,2,3-Trichloropropane	0.04	UG/L		NA	2.5 U	5 U	2.5 U	NA	25 U	10 U	10 U	5 U
1,2,4,5-Tetramethylbenzene	5	UG/L		NA	2 U	4 U	2 U	NA	20 U	8 U	8 U	4 U
1,2,4-Trichlorobenzene	5	UG/L		NA	2.5 U	5 U	2.5 U	NA	25 U	10 U	10 U	5 U
1,2,4-Trimethylbenzene	5	UG/L		2.5 U	2.5 U	5 U	2.5 U	5 U	25 U	10 U	10 U	5 U
1,2-Dibromo-3-Chloropropane	0.04	UG/L		NA	2.5 U	5 U	2.5 U	NA	25 U	10 U	10 U	5 U
1,2-Dibromoethane (Ethylene Dibromide)	0.0006	UG/L		NA	2 U	4 U	2 U	NA	20 U	8 U	8 U	4 U
1,2-Dichlorobenzene	3	UG/L		2.5 U	2.5 U	5 U	2.5 U	5 U	25 U	10 U	10 U	5 U
1,2-Dichloroethane	**0.6**	UG/L		0.5 U	0.5 U	1 U	0.5 U	1 U	5 U	2 U	2 U	1 U
1,2-Dichloropropane	1	UG/L		NA	1 U	2 U	1 U	NA	10 U	4 U	4 U	2 U
1,3,5-Trimethylbenzene (Mesitylene)	5	UG/L		2.5 U	2.5 U	5 U	2.5 U	5 U	25 U	10 U	10 U	5 U
1,3-Dichlorobenzene	3	UG/L		2.5 U	2.5 U	5 U	2.5 U	5 U	25 U	10 U	10 U	5 U
1,3-Dichloropropane	5	UG/L		NA	2.5 U	5 U	2.5 U	NA	25 U	10 U	10 U	5 U
1,4-Dichlorobenzene	3	UG/L		2.5 U	2.5 U	5 U	2.5 U	5 U	25 U	10 U	10 U	5 U
1,4-Diethyl Benzene	--	UG/L		NA	2 U	4 U	2 U	NA	20 U	8 U	8 U	4 U
1,4-Dioxane (P-Dioxane)	--	UG/L		250 U	250 U	500 U	250 U	500 U	2500 U	1000 U	1000 U	500 U
2,2-Dichloropropane	5	UG/L		NA	2.5 U	5 U	2.5 U	NA	25 U	10 U	10 U	5 U
2-Chlorotoluene	5	UG/L		NA	2.5 U	5 U	2.5 U	NA	25 U	10 U	10 U	5 U
2-Hexanone	50	UG/L		NA	5 U	10 U	5 U	NA	50 U	20 U	20 U	10 U
4-Chlorotoluene	5	UG/L		NA	2.5 U	5 U	2.5 U	NA	25 U	10 U	10 U	5 U
4-Ethyltoluene	--	UG/L		NA	2 U	4 U	2 U	NA	20 U	8 U	8 U	4 U
Acetone	**50**	UG/L		5 U	5 U	10 U	5 U	3 J	50 U	20 U	20 U	6.2 J
Acrylonitrile	5	UG/L		NA	5 U	10 U	5 U	NA	50 U	20 U	20 U	10 U
Benzene	**1**	UG/L		0.5 U	0.5 U	1 U	0.27 J	0.52 J	5 U	0.86 J	2 U	1 U
Bromobenzene	5	UG/L		NA	2.5 U	5 U	2.5 U	NA	25 U	10 U	10 U	5 U
Bromochloromethane	5	UG/L		NA	2.5 U	5 U	2.5 U	NA	25 U	10 U	10 U	5 U
Bromodichloromethane	50	UG/L		NA	0.5 U	1 U	0.5 U	NA	5 U	2 U	2 U	1 U
Bromoform	50	UG/L		NA	2 U	4 U	2 U	NA	20 U	8 U	8 U	4 U
Bromomethane	**5**	UG/L		NA	2.5 U	5 U	2.5 U	NA	25 U	10 U	10 U	5 U
Carbon Disulfide	60	UG/L		NA	5 U	10 U	5 U	NA	50 U	20 U	20 U	10 U
Carbon Tetrachloride	5	UG/L		0.5 U	0.5 U	1 U	0.5 U	1 U	5 U	2 U	2 U	1 U

Table 3. Summary of Volatile Organic Compounds in Groundwater, 60-66 Gerry Street, Brooklyn, New York

Parameter	NYSDEC Ambient Water-Quality Guidance Values	Unit	MW-19 04/27/2017 N	MW-19 07/18/2017 N	MW-19 11/22/2017 N	MW-19 03/30/2018 N	MW-19 07/03/2018 N	MW-19 10/10/2018 N	MW-19 01/10/2019 N	MW-19 04/04/2019 N	MW-19 07/08/2019 N
Chlorobenzene	5	UG/L	2.5 U	2.5 U	5 U	2.5 U	5 U	25 U	10 U	10 U	5 U
Chloroethane	**5**	UG/L	NA	2.5 U	5 U	2.5 U	NA	25 U	10 U	10 U	5 U
Chloroform	7	UG/L	2.5 U	2.5 U	5 U	2.5 U	5 U	25 U	10 U	10 U	5 U
Chloromethane	**5**	UG/L	NA	2.5 U	5 U	2.5 U	NA	25 U	10 U	10 U	5 U
Cis-1,2-Dichloroethylene	**5**	UG/L	**26**	**5.8**	**140**	**130**	**180**	**1300**	**570**	**410**	**160**
Cis-1,3-Dichloropropene	5	UG/L	NA	0.5 U	1 U	0.5 U	NA	5 U	2 U	2 U	1 U
Cymene	5	UG/L	NA	2.5 U	5 U	2.5 U	NA	25 U	10 U	10 U	5 U
Dibromochloromethane	50	UG/L	NA	0.5 U	1 U	0.5 U	NA	5 U	2 U	2 U	1 U
Dibromomethane	5	UG/L	NA	5 U	10 U	5 U	NA	50 U	20 U	20 U	10 U
Dichlorodifluoromethane	5	UG/L	NA	5 U	10 U	5 U	NA	50 U	20 U	20 U	10 U
Dichloroethylenes	**5**	UG/L	**26**	**5.8**	**140**	**130**	**180**	**1300**	**570**	**410**	**160**
Diethyl Ether (Ethyl Ether)	--	UG/L	NA	2.5 U	5 U	2.5 U	NA	25 U	10 U	10 U	5 U
Ethylbenzene	5	UG/L	2.5 U	2.5 U	5 U	2.5 U	5 U	25 U	10 U	10 U	5 U
Hexachlorobutadiene	0.5	UG/L	NA	2.5 U	5 U	2.5 U	NA	25 U	10 U	10 U	5 U
Isopropylbenzene (Cumene)	5	UG/L	NA	2.5 U	5 U	2.5 U	NA	25 U	10 U	10 U	5 U
m,p-Xylene	5	UG/L	2.5 U	2.5 U	5 U	2.5 U	5 U	25 U	10 U	10 U	5 U
Methane	--	UG/L	527	NA	315	869	1190	452	1160	NA	NA
Methyl Ethyl Ketone (2-Butanone)	**50**	UG/L	5 U	5 U	10 U	5 U	10 U	50 U	20 U	20 U	10 U
Methyl Isobutyl Ketone (4-Methyl-2-Pentanone)	--	UG/L	NA	5 U	10 U	5 U	NA	50 U	20 U	20 U	10 U
Methylene Chloride	**5**	UG/L	2.5 U	2.5 U	5 U	2.5 U	5 U	25 U	10 U	10 U	5 U
Naphthalene	10	UG/L	NA	2.5 U	5 U	2.5 U	NA	25 U	10 U	10 U	5 U
N-Butylbenzene	5	UG/L	2.5 U	2.5 U	5 U	2.5 U	5 U	25 U	10 U	10 U	5 U
N-Propylbenzene	5	UG/L	2.5 U	2.5 U	5 U	2.5 U	5 U	25 U	10 U	10 U	5 U
O-Xylene (1,2-Dimethylbenzene)	5	UG/L	2.5 U	2.5 U	5 U	2.5 U	5 U	25 U	10 U	10 U	5 U
Sec-Butylbenzene	5	UG/L	2.5 U	2.5 U	5 U	2.5 U	5 U	25 U	10 U	10 U	5 U
Styrene	5	UG/L	NA	2.5 U	5 U	2.5 U	NA	25 U	10 U	10 U	5 U
T-Butylbenzene	5	UG/L	2.5 U	2.5 U	5 U	2.5 U	5 U	25 U	10 U	10 U	5 U
Tert-Butyl Methyl Ether	10	UG/L	2.5 U	2.5 U	5 U	2.5 U	5 U	25 U	10 U	10 U	5 U
Tetrachloroethylene (PCE)	**5**	UG/L	0.24 J	0.5 U	0.43 J	0.23 J	1 U	4.5 J	2 U	1.4 J	0.38 J
Toluene	5	UG/L	2.5 U	2.5 U	5 U	2.5 U	5 U	25 U	10 U	10 U	5 U
Total, 1,3-Dichloropropene (Cis And Trans)	0.4	UG/L	NA	0.5 U	1 U	0.5 U	NA	5 U	2 U	2 U	1 U
Trans-1,2-Dichloroethene	**5**	UG/L	2.5 U	2.5 U	5 U	2.5 U	5 U	25 U	10 U	10 U	5 U
Trans-1,3-Dichloropropene	--	UG/L	NA	0.5 U	1 U	0.5 U	NA	5 U	2 U	2 U	1 U
Trans-1,4-Dichloro-2-Butene	5	UG/L	NA	2.5 U	5 U	2.5 U	NA	25 U	10 U	10 U	5 U
Trichloroethylene (TCE)	**5**	UG/L	0.53	0.5 U	1.8	0.99	1.8	**8.6**	2 U	2.3	0.81 J
Trichlorofluoromethane	5	UG/L	NA	2.5 U	5 U	2.5 U	NA	25 U	10 U	10 U	5 U
Vinyl Acetate	--	UG/L	NA	5 U	10 U	5 U	NA	50 U	20 U	20 U	10 U
Vinyl Chloride	**2**	UG/L	**7.6**	**2.8**	**23**	**25**	**37**	**230**	**350**	**70**	**20**
Xylenes	5	UG/L	NA	2.5 U	5 U	2.5 U	NA	25 U	10 U	10 U	5 U

Table 3. Summary of Volatile Organic Compounds in Groundwater, 60-66 Gerry Street, Brooklyn, New York

Parameter	NYSDEC Ambient Water-Quality Guidance Values	Unit	Sample Designation:	MW-19	MW-19	MW-19	MW-19	MW-19	MW-19	MW-19	MW-20	MW-20
			Sample Date:	10/03/2019	05/29/2020	10/27/2020	01/26/2021	01/26/2021	04/28/2021	10/27/2021	04/06/2016	07/19/2016
			Normal or Field Duplicate:	N	N	N	N	FD	N	N	N	N
1,1,1,2-Tetrachloroethane	5	UG/L		NA	NA	NA	NA	NA	NA	NA	620 U	25 U
1,1,1-Trichloroethane (TCA)	5	UG/L		5 U	2.5 U	2.5 U	2.5 U	2.5 U	2.5 U	2.5 U	620 U	25 U
1,1,2,2-Tetrachloroethane	5	UG/L		NA	NA	NA	NA	NA	NA	NA	120 U	5 U
1,1,2-Trichloroethane	**1**	UG/L		NA	NA	NA	NA	NA	NA	NA	380 U	15 U
1,1-Dichloroethane	**5**	UG/L		5 U	2.5 U	2.5 U	2.5 U	2.5 U	2.5 U	2.5 U	620 U	25 U
1,1-Dichloroethene	**5**	UG/L		1 U	0.5 U	0.17 J	0.5 U	0.5 U	0.5 U	0.5 U	120 U	5 U
1,1-Dichloropropene	5	UG/L		NA	NA	NA	NA	NA	NA	NA	620 U	25 U
1,2,3-Trichlorobenzene	5	UG/L		NA	NA	NA	NA	NA	NA	NA	620 U	25 U
1,2,3-Trichloropropane	0.04	UG/L		NA	NA	NA	NA	NA	NA	NA	620 U	25 U
1,2,4,5-Tetramethylbenzene	5	UG/L		NA	NA	NA	NA	NA	NA	NA	500 U	20 U
1,2,4-Trichlorobenzene	5	UG/L		NA	NA	NA	NA	NA	NA	NA	620 U	25 U
1,2,4-Trimethylbenzene	5	UG/L		5 U	2.5 U	2.5 U	2.5 U	2.5 U	2.5 U	2.5 U	620 U	25 U
1,2-Dibromo-3-Chloropropane	0.04	UG/L		NA	NA	NA	NA	NA	NA	NA	620 U	25 U
1,2-Dibromoethane (Ethylene Dibromide)	0.0006	UG/L		NA	NA	NA	NA	NA	NA	NA	500 U	20 U
1,2-Dichlorobenzene	3	UG/L		5 U	2.5 U	2.5 U	2.5 U	2.5 U	2.5 U	2.5 U	620 U	25 U
1,2-Dichloroethane	**0.6**	UG/L		1 U	0.5 U	0.5 U	0.5 U	0.5 U	0.5 U	0.5 U	120 U	5 U
1,2-Dichloropropane	1	UG/L		NA	NA	NA	NA	NA	NA	NA	250 U	10 U
1,3,5-Trimethylbenzene (Mesitylene)	5	UG/L		5 U	2.5 U	2.5 U	2.5 U	2.5 U	2.5 U	2.5 U	620 U	25 U
1,3-Dichlorobenzene	3	UG/L		5 U	2.5 U	2.5 U	2.5 U	2.5 U	2.5 U	2.5 U	620 U	25 U
1,3-Dichloropropane	5	UG/L		NA	NA	NA	NA	NA	NA	NA	620 U	25 U
1,4-Dichlorobenzene	3	UG/L		5 U	2.5 U	2.5 U	2.5 U	2.5 U	2.5 U	2.5 U	620 U	25 U
1,4-Diethyl Benzene	--	UG/L		NA	NA	NA	NA	NA	NA	NA	500 U	20 U
1,4-Dioxane (P-Dioxane)	--	UG/L		500 U	250 U	250 U	250 U	250 U	250 U	250 U	62000 U	2500 U
2,2-Dichloropropane	5	UG/L		NA	NA	NA	NA	NA	NA	NA	620 U	25 U
2-Chlorotoluene	5	UG/L		NA	NA	NA	NA	NA	NA	NA	620 U	25 U
2-Hexanone	50	UG/L		NA	NA	NA	NA	NA	NA	NA	1200 U	50 U
4-Chlorotoluene	5	UG/L		NA	NA	NA	NA	NA	NA	NA	620 U	25 U
4-Ethyltoluene	--	UG/L		NA	NA	NA	NA	NA	NA	NA	500 U	20 U
Acetone	**50**	UG/L		10 U	2.2 J	5 U	5 U	5 U	5 U	5 U	1200 U	50 U
Acrylonitrile	5	UG/L		NA	NA	NA	NA	NA	NA	NA	1200 U	50 U
Benzene	**1**	UG/L		1 U	0.8	0.5 U	0.32 J	0.3 J	0.5 U	0.5 U	120 U	5 U
Bromobenzene	5	UG/L		NA	NA	NA	NA	NA	NA	NA	620 U	25 U
Bromochloromethane	5	UG/L		NA	NA	NA	NA	NA	NA	NA	620 U	25 U
Bromodichloromethane	50	UG/L		NA	NA	NA	NA	NA	NA	NA	120 U	5 U
Bromoform	50	UG/L		NA	NA	NA	NA	NA	NA	NA	500 U	20 U
Bromomethane	**5**	UG/L		NA	NA	NA	NA	NA	NA	NA	620 U	25 U
Carbon Disulfide	60	UG/L		NA	NA	NA	NA	NA	NA	NA	1200 U	50 U
Carbon Tetrachloride	5	UG/L		1 U	0.5 U	0.5 U	0.5 U	0.5 U	0.5 U	0.5 U	120 U	5 U

Table 3. Summary of Volatile Organic Compounds in Groundwater, 60-66 Gerry Street, Brooklyn, New York

Parameter	NYSDEC Ambient Water-Quality Guidance Values	Unit	Sample Designation:	MW-19	MW-19	MW-19	MW-19	MW-19	MW-19	MW-20	MW-20
			Sample Date:	10/03/2019	05/29/2020	10/27/2020	01/26/2021	01/26/2021	04/28/2021	10/27/2021	04/06/2016	07/19/2016
			Normal or Field Duplicate:	N	N	N	N	FD	N	N	N	N
Chlorobenzene	5	UG/L		5 U	2.5 U	2.5 U	2.5 U	2.5 U	2.5 U	2.5 U	620 U	25 U
Chloroethane	**5**	UG/L		NA	NA	NA	NA	NA	NA	NA	620 U	25 U
Chloroform	7	UG/L		5 U	2.5 U	2.5 U	2.5 U	2.5 U	2.5 U	2.4 J	620 U	25 U
Chloromethane	**5**	UG/L		NA	NA	NA	NA	NA	NA	NA	620 U	25 U
Cis-1,2-Dichloroethylene	**5**	UG/L		**280**	**140**	**130**	**39**	**33**	**51**	**24**	**9300**	**330**
Cis-1,3-Dichloropropene	5	UG/L		NA	NA	NA	NA	NA	NA	NA	120 U	5 U
Cymene	5	UG/L		NA	NA	NA	NA	NA	NA	NA	620 U	25 U
Dibromochloromethane	50	UG/L		NA	NA	NA	NA	NA	NA	NA	120 U	5 U
Dibromomethane	5	UG/L		NA	NA	NA	NA	NA	NA	NA	1200 U	50 U
Dichlorodifluoromethane	5	UG/L		NA	NA	NA	NA	NA	NA	NA	1200 U	50 U
Dichloroethylenes	**5**	UG/L		**280**	**140**	**130**	**39**	**33**	**51**	**24**	**9300**	**330**
Diethyl Ether (Ethyl Ether)	--	UG/L		NA	NA	NA	NA	NA	NA	NA	620 U	25 U
Ethylbenzene	5	UG/L		5 U	2.5 U	2.5 U	2.5 U	2.5 U	2.5 U	2.5 U	620 U	25 U
Hexachlorobutadiene	0.5	UG/L		NA	NA	NA	NA	NA	NA	NA	620 U	25 U
Isopropylbenzene (Cumene)	5	UG/L		NA	NA	NA	NA	NA	NA	NA	620 U	25 U
m,p-Xylene	5	UG/L		5 U	2.5 U	2.5 U	2.5 U	2.5 U	2.5 U	2.5 U	620 U	25 U
Methane	--	UG/L		NA	NA	NA	631	602	341	2 U	NA	NA
Methyl Ethyl Ketone (2-Butanone)	**50**	UG/L		10 U	5 U	5 U	5 U	5 U	5 U	5 U	1200 U	50 U
Methyl Isobutyl Ketone (4-Methyl-2-Pentanone)	--	UG/L		NA	NA	NA	NA	NA	NA	NA	1200 U	50 U
Methylene Chloride	**5**	UG/L		5 U	2.5 U	2.5 U	2.5 U	2.5 U	2.5 U	2.5 U	620 U	25 U
Naphthalene	10	UG/L		NA	NA	NA	NA	NA	NA	NA	620 U	25 U
N-Butylbenzene	5	UG/L		5 U	2.5 U	2.5 U	2.5 U	2.5 U	2.5 U	2.5 U	620 U	25 U
N-Propylbenzene	5	UG/L		5 U	2.5 U	2.5 U	2.5 U	2.5 U	2.5 U	2.5 U	620 U	25 U
O-Xylene (1,2-Dimethylbenzene)	5	UG/L		5 U	2.5 U	2.5 U	2.5 U	2.5 U	2.5 U	2.5 U	620 U	25 U
Sec-Butylbenzene	5	UG/L		5 U	2.5 U	2.5 U	2.5 U	2.5 U	2.5 U	2.5 U	620 U	25 U
Styrene	5	UG/L		NA	NA	NA	NA	NA	NA	NA	620 U	25 U
T-Butylbenzene	5	UG/L		5 U	2.5 U	2.5 U	2.5 U	2.5 U	2.5 U	2.5 U	620 U	25 U
Tert-Butyl Methyl Ether	10	UG/L		5 U	2.5 U	2.5 U	2.5 U	2.5 U	2.5 U	2.5 U	620 U	25 U
Tetrachloroethylene (PCE)	**5**	UG/L		1.4	0.33 J	0.42 J	0.28 J	0.25 J	0.56	1.4	120 U	5 U
Toluene	5	UG/L		5 U	2.5 U	2.5 U	2.5 U	2.5 U	2.5 U	2.5 U	620 U	25 U
Total, 1,3-Dichloropropene (Cis And Trans)	0.4	UG/L		NA	NA	NA	NA	NA	NA	NA	120 U	5 U
Trans-1,2-Dichloroethene	**5**	UG/L		5 U	2.5 U	2.5 U	2.5 U	2.5 U	2.5 U	2.5 U	620 U	25 U
Trans-1,3-Dichloropropene	--	UG/L		NA	NA	NA	NA	NA	NA	NA	120 U	5 U
Trans-1,4-Dichloro-2-Butene	5	UG/L		NA	NA	NA	NA	NA	NA	NA	620 U	25 U
Trichloroethylene (TCE)	**5**	UG/L		1.7	0.72	0.86	0.5 U	0.5 U	0.82	1	120 U	5 U
Trichlorofluoromethane	5	UG/L		NA	NA	NA	NA	NA	NA	NA	620 U	25 U
Vinyl Acetate	--	UG/L		NA	NA	NA	NA	NA	NA	NA	1200 U	50 U
Vinyl Chloride	**2**	UG/L		**4**	**14**	0.68 J	**13**	**12**	**3.6**	1 U	**1200**	**80**
Xylenes	5	UG/L		NA	2.5 U	2.5 U	2.5 U	2.5 U	2.5 U	2.5 U	620 U	25 U

Table 3. Summary of Volatile Organic Compounds in Groundwater, 60-66 Gerry Street, Brooklyn, New York

Parameter	NYSDEC Ambient Water-Quality Guidance Values	Unit	Sample Designation:	MW-20	MW-20	MW-20	MW-20	MW-20	MW-20	MW-20	MW-20	MW-20
			Sample Date:	10/11/2016	04/27/2017	07/18/2017	11/27/2017	03/29/2018	04/26/2018	06/01/2018	07/02/2018	10/09/2018
			Normal or Field Duplicate:	N	N	N	N	N	N	N	N	N
1,1,1,2-Tetrachloroethane	5	UG/L		NA	NA	12 U	10 U	2.5 U	2.5 U	2.5 U	NA	2.5 U
1,1,1-Trichloroethane (TCA)	5	UG/L		25 U	50 U	12 U	10 U	2.5 U	2.5 U	2.5 U	2.5 U	2.5 U
1,1,2,2-Tetrachloroethane	5	UG/L		NA	NA	2.5 U	2 U	0.5 U	0.5 U	0.5 U	NA	0.5 U
1,1,2-Trichloroethane	**1**	UG/L		NA	NA	7.5 U	6 U	1.5 U	1.5 U	1.5 U	NA	1.5 U
1,1-Dichloroethane	**5**	UG/L		25 U	50 U	12 U	10 U	2.5 U	2.5 U	2.5 U	2.5 U	2.5 U
1,1-Dichloroethene	**5**	UG/L		5 U	10 U	2.5 U	1.4 J	0.32 J	0.5 U	0.5 U	0.5 U	0.5 U
1,1-Dichloropropene	5	UG/L		NA	NA	12 U	10 U	2.5 U	2.5 U	2.5 U	NA	2.5 U
1,2,3-Trichlorobenzene	5	UG/L		NA	NA	12 U	10 U	2.5 U	2.5 U	2.5 U	NA	2.5 U
1,2,3-Trichloropropane	0.04	UG/L		NA	NA	12 U	10 U	2.5 U	2.5 U	2.5 U	NA	2.5 U
1,2,4,5-Tetramethylbenzene	5	UG/L		NA	NA	10 U	8 U	2 U	2 U	2 U	NA	2 U
1,2,4-Trichlorobenzene	5	UG/L		NA	NA	12 U	10 U	2.5 U	2.5 U	2.5 U	NA	2.5 U
1,2,4-Trimethylbenzene	5	UG/L		25 U	50 U	12 U	10 U	2.5 U	2.5 U	2.5 U	2.5 U	2.5 U
1,2-Dibromo-3-Chloropropane	0.04	UG/L		NA	NA	12 U	10 U	2.5 U	2.5 U	2.5 U	NA	2.5 U
1,2-Dibromoethane (Ethylene Dibromide)	0.0006	UG/L		NA	NA	10 U	8 U	2 U	2 U	2 U	NA	2 U
1,2-Dichlorobenzene	3	UG/L		25 U	50 U	12 U	10 U	2.5 U	2.5 U	2.5 U	2.5 U	2.5 U
1,2-Dichloroethane	**0.6**	UG/L		5 U	10 U	2.5 U	2 U	0.5 U	0.5 U	0.5 U	0.5 U	0.5 U
1,2-Dichloropropane	1	UG/L		NA	NA	5 U	4 U	1 U	1 U	1 U	NA	1 U
1,3,5-Trimethylbenzene (Mesitylene)	5	UG/L		25 U	50 U	12 U	10 U	2.5 U	2.5 U	2.5 U	2.5 U	2.5 U
1,3-Dichlorobenzene	3	UG/L		25 U	50 U	12 U	10 U	2.5 U	2.5 U	2.5 U	2.5 U	2.5 U
1,3-Dichloropropane	5	UG/L		NA	NA	12 U	10 U	2.5 U	2.5 U	2.5 U	NA	2.5 U
1,4-Dichlorobenzene	3	UG/L		25 U	50 U	12 U	10 U	2.5 U	2.5 U	2.5 U	2.5 U	2.5 U
1,4-Diethyl Benzene	--	UG/L		NA	NA	10 U	8 U	2 U	2 U	2 U	NA	2 U
1,4-Dioxane (P-Dioxane)	--	UG/L		2500 U	5000 U	1200 U	1000 U	250 U	250 U	250 U	250 U	250 U
2,2-Dichloropropane	5	UG/L		NA	NA	12 U	10 U	2.5 U	2.5 U	2.5 U	NA	2.5 U
2-Chlorotoluene	5	UG/L		NA	NA	12 U	10 U	2.5 U	2.5 U	2.5 U	NA	2.5 U
2-Hexanone	50	UG/L		NA	NA	25 U	20 U	5 U	5 U	5 U	NA	5 U
4-Chlorotoluene	5	UG/L		NA	NA	12 U	10 U	2.5 U	2.5 U	2.5 U	NA	2.5 U
4-Ethyltoluene	--	UG/L		NA	NA	10 U	8 U	2 U	2 U	2 U	NA	2 U
Acetone	**50**	UG/L		50 U	100 U	25 U	20 U	3.8 J	5 U	5 U	5 U	5
Acrylonitrile	5	UG/L		NA	NA	25 U	20 U	5 U	5 U	5 U	NA	5 U
Benzene	**1**	UG/L		5 U	10 U	2.5 U	2 U	0.5 U	0.5 U	0.5 U	0.5 U	0.5 U
Bromobenzene	5	UG/L		NA	NA	12 U	10 U	2.5 U	2.5 U	2.5 U	NA	2.5 U
Bromochloromethane	5	UG/L		NA	NA	12 U	10 U	2.5 U	2.5 U	2.5 U	NA	2.5 U
Bromodichloromethane	50	UG/L		NA	NA	2.5 U	2 U	0.5 U	0.5 U	0.5 U	NA	0.5 U
Bromoform	50	UG/L		NA	NA	10 U	8 U	2 U	2 U	2 U	NA	2 U
Bromomethane	**5**	UG/L		NA	NA	12 U	10 U	2.5 U	2.5 U	2.5 U	NA	2.5 U
Carbon Disulfide	60	UG/L		NA	NA	25 U	20 U	5 U	5 U	5 U	NA	5 U
Carbon Tetrachloride	5	UG/L		5 U	10 U	2.5 U	2 U	0.5 U	0.5 U	0.5 U	0.5 U	0.5 U

Table 3. Summary of Volatile Organic Compounds in Groundwater, 60-66 Gerry Street, Brooklyn, New York

Parameter	NYSDEC Ambient Water-Quality Guidance Values	Unit	MW-20 10/11/2016 N	MW-20 04/27/2017 N	MW-20 07/18/2017 N	MW-20 11/27/2017 N	MW-20 03/29/2018 N	MW-20 04/26/2018 N	MW-20 06/01/2018 N	MW-20 07/02/2018 N	MW-20 10/09/2018 N
Chlorobenzene	5	UG/L	25 U	50 U	12 U	10 U	2.5 U	2.5 U	2.5 U	2.5 U	2.5 U
Chloroethane	**5**	UG/L	NA	NA	**7.8 J**	**6.6 J**	0.74 J	2.5 U	2.5 U	NA	2.5 U
Chloroform	7	UG/L	25 U	50 U	12 U	10 U	2.5 U	2.5 U	2.5 U	2.5 U	2.5 U
Chloromethane	**5**	UG/L	NA	NA	12 U	10 U	2.5 U	2.5 U	2.5 U	NA	2.5 U
Cis-1,2-Dichloroethylene	**5**	UG/L	**1000**	**1600**	**750**	**470**	**47**	**27**	**15**	**8.5**	2.4 J
Cis-1,3-Dichloropropene	5	UG/L	NA	NA	2.5 U	2 U	0.5 U	0.5 U	0.5 U	NA	0.5 U
Cymene	5	UG/L	NA	NA	12 U	10 U	2.5 U	2.5 U	2.5 U	NA	2.5 U
Dibromochloromethane	50	UG/L	NA	NA	2.5 U	2 U	0.5 U	0.5 U	0.5 U	NA	0.5 U
Dibromomethane	5	UG/L	NA	NA	25 U	20 U	5 U	5 U	5 U	NA	5 U
Dichlorodifluoromethane	5	UG/L	NA	NA	25 U	20 U	5 U	5 U	5 U	NA	5 U
Dichloroethylenes	**5**	UG/L	**1000**	**1600**	**750**	**470**	**48 J**	**27**	**15**	**8.5**	2.4 J
Diethyl Ether (Ethyl Ether)	--	UG/L	NA	NA	12 U	10 U	2.5 U	2.5 U	2.5 U	NA	2.5 U
Ethylbenzene	5	UG/L	25 U	50 U	12 U	10 U	2.5 U	2.5 U	2.5 U	2.5 U	2.5 U
Hexachlorobutadiene	0.5	UG/L	NA	NA	12 U	10 U	2.5 U	2.5 U	2.5 U	NA	2.5 U
Isopropylbenzene (Cumene)	5	UG/L	NA	NA	12 U	10 U	2.5 U	2.5 U	2.5 U	NA	2.5 U
m,p-Xylene	5	UG/L	25 U	50 U	12 U	10 U	2.5 U	2.5 U	2.5 U	2.5 U	2.5 U
Methane	--	UG/L	NA	3070	NA	3220	3360	NA	NA	3320	1480
Methyl Ethyl Ketone (2-Butanone)	**50**	UG/L	50 U	100 U	25 U	20 U	5 U	3 J	5 U	5 U	5 U
Methyl Isobutyl Ketone (4-Methyl-2-Pentanone)	--	UG/L	NA	NA	25 U	20 U	5 U	5 U	5 U	NA	5 U
Methylene Chloride	**5**	UG/L	25 U	50 U	12 U	10 U	2.5 U	2.5 U	2.5 U	2.5 U	2.5 U
Naphthalene	10	UG/L	NA	NA	12 U	10 U	2.5 U	2.5 U	2.5 U	NA	2.5 U
N-Butylbenzene	5	UG/L	25 U	50 U	12 U	10 U	2.5 U	2.5 U	2.5 U	2.5 U	2.5 U
N-Propylbenzene	5	UG/L	25 U	50 U	12 U	10 U	2.5 U	2.5 U	2.5 U	2.5 U	2.5 U
O-Xylene (1,2-Dimethylbenzene)	5	UG/L	25 U	50 U	12 U	10 U	2.5 U	2.5 U	2.5 U	2.5 U	2.5 U
Sec-Butylbenzene	5	UG/L	25 U	50 U	12 U	10 U	2.5 U	2.5 U	2.5 U	2.5 U	2.5 U
Styrene	5	UG/L	NA	NA	12 U	10 U	2.5 U	2.5 U	2.5 U	NA	2.5 U
T-Butylbenzene	5	UG/L	25 U	50 U	12 U	10 U	2.5 U	2.5 U	2.5 U	2.5 U	2.5 U
Tert-Butyl Methyl Ether	10	UG/L	25 U	50 U	12 U	10 U	2.5 U	2.5 U	2.5 U	2.5 U	2.5 U
Tetrachloroethylene (PCE)	**5**	UG/L	5 U	10 U	2.7	2.9	0.22 J	0.5 U	0.5 U	0.5 U	0.5 U
Toluene	5	UG/L	25 U	50 U	12 U	10 U	2.5 U	2.5 U	2.5 U	2.5 U	2.5 U
Total, 1,3-Dichloropropene (Cis And Trans)	0.4	UG/L	NA	NA	2.5 U	2 U	0.5 U	0.5 U	0.5 U	NA	0.5 U
Trans-1,2-Dichloroethene	**5**	UG/L	25 U	50 U	12 U	10 U	0.76 J	2.5 U	2.5 U	2.5 U	2.5 U
Trans-1,3-Dichloropropene	--	UG/L	NA	NA	2.5 U	2 U	0.5 U	0.5 U	0.5 U	NA	0.5 U
Trans-1,4-Dichloro-2-Butene	5	UG/L	NA	NA	12 U	10 U	2.5 U	2.5 U	2.5 U	NA	2.5 U
Trichloroethylene (TCE)	**5**	UG/L	5 U	10 U	1.2 J	**7.8**	1	0.31 J	0.2 J	0.5 U	0.5 U
Trichlorofluoromethane	5	UG/L	NA	NA	12 U	10 U	2.5 U	2.5 U	2.5 U	NA	2.5 U
Vinyl Acetate	--	UG/L	NA	NA	25 U	20 U	5 U	5 U	5 U	NA	5 U
Vinyl Chloride	**2**	UG/L	**660**	**760**	**410**	**370**	**76**	**60**	**41**	**22**	**6.6**
Xylenes	5	UG/L	NA	NA	12 U	10 U	2.5 U	2.5 U	2.5 U	NA	2.5 U

Table 3. Summary of Volatile Organic Compounds in Groundwater, 60-66 Gerry Street, Brooklyn, New York

Parameter	NYSDEC Ambient Water-Quality Guidance Values	Unit	Sample Designation:	MW-20	MW-20	MW-20	MW-20	MW-20	MW-20	MW-20	MW-20
			Sample Date:	01/10/2019	04/04/2019	07/08/2019	10/04/2019	05/29/2020	10/28/2020	01/25/2021	04/28/2021	04/28/2021
			Normal or Field Duplicate:	N	N	N	N	N	N	N	N	FD
1,1,1,2-Tetrachloroethane	5	UG/L		50 U	12 U	12 U	NA	NA	NA	NA	NA	NA
1,1,1-Trichloroethane (TCA)	5	UG/L		50 U	12 U	12 U	2.5 U	2.5 U	2.5 U	2.5 U	5 U	2.5 U
1,1,2,2-Tetrachloroethane	5	UG/L		10 U	2.5 U	2.5 U	NA	NA	NA	NA	NA	NA
1,1,2-Trichloroethane	**1**	UG/L		30 U	7.5 U	7.5 U	NA	NA	NA	NA	NA	NA
1,1-Dichloroethane	**5**	UG/L		50 U	12 U	12 U	2.5 U	2.5 U	2.5 U	2.5 U	5 U	2.5 U
1,1-Dichloroethene	**5**	UG/L		10 U	2.5 U	2.5 U	0.5 U	0.5 U	0.5 U	0.5 U	1 U	0.5 U
1,1-Dichloropropene	5	UG/L		50 U	12 U	12 U	NA	NA	NA	NA	NA	NA
1,2,3-Trichlorobenzene	5	UG/L		50 U	12 U	12 U	NA	NA	NA	NA	NA	NA
1,2,3-Trichloropropane	0.04	UG/L		50 U	12 U	12 U	NA	NA	NA	NA	NA	NA
1,2,4,5-Tetramethylbenzene	5	UG/L		40 U	10 U	10 U	NA	NA	NA	NA	NA	NA
1,2,4-Trichlorobenzene	5	UG/L		50 U	12 U	12 U	NA	NA	NA	NA	NA	NA
1,2,4-Trimethylbenzene	5	UG/L		50 U	12 U	12 U	2.5 U	2.5 U	2.5 U	2.5 U	5 U	2.5 U
1,2-Dibromo-3-Chloropropane	0.04	UG/L		50 U	12 U	12 U	NA	NA	NA	NA	NA	NA
1,2-Dibromoethane (Ethylene Dibromide)	0.0006	UG/L		40 U	10 U	10 U	NA	NA	NA	NA	NA	NA
1,2-Dichlorobenzene	3	UG/L		50 U	12 U	12 U	2.5 U	2.5 U	2.5 U	2.5 U	5 U	2.5 U
1,2-Dichloroethane	**0.6**	UG/L		10 U	2.5 U	2.5 U	0.5 U	0.5 U	0.5 U	0.5 U	1 U	0.5 U
1,2-Dichloropropane	1	UG/L		20 U	5 U	5 U	NA	NA	NA	NA	NA	NA
1,3,5-Trimethylbenzene (Mesitylene)	5	UG/L		50 U	12 U	12 U	2.5 U	2.5 U	2.5 U	2.5 U	5 U	2.5 U
1,3-Dichlorobenzene	3	UG/L		50 U	12 U	12 U	2.5 U	2.5 U	2.5 U	2.5 U	5 U	2.5 U
1,3-Dichloropropane	5	UG/L		50 U	12 U	12 U	NA	NA	NA	NA	NA	NA
1,4-Dichlorobenzene	3	UG/L		50 U	12 U	12 U	2.5 U	2.5 U	2.5 U	2.5 U	5 U	2.5 U
1,4-Diethyl Benzene	--	UG/L		40 U	10 U	10 U	NA	NA	NA	NA	NA	NA
1,4-Dioxane (P-Dioxane)	--	UG/L		5000 U	1200 U	1200 U	250 U	250 U	250 U	250 U	500 U	250 U
2,2-Dichloropropane	5	UG/L		50 U	12 U	12 U	NA	NA	NA	NA	NA	NA
2-Chlorotoluene	5	UG/L		50 U	12 U	12 U	NA	NA	NA	NA	NA	NA
2-Hexanone	50	UG/L		100 U	25 U	25 U	NA	NA	NA	NA	NA	NA
4-Chlorotoluene	5	UG/L		50 U	12 U	12 U	NA	NA	NA	NA	NA	NA
4-Ethyltoluene	--	UG/L		40 U	10 U	10 U	NA	NA	NA	NA	NA	NA
Acetone	**50**	UG/L		100 U	25 U	25 U	5 U	5 U	5 U	4 J	10 U	5 U
Acrylonitrile	5	UG/L		100 U	25 U	25 U	NA	NA	NA	NA	NA	NA
Benzene	**1**	UG/L		10 U	2.5 U	2.5 U	0.5 U	0.5 U	0.5 U	0.5 U	1 U	0.5 U
Bromobenzene	5	UG/L		50 U	12 U	12 U	NA	NA	NA	NA	NA	NA
Bromochloromethane	5	UG/L		50 U	12 U	12 U	NA	NA	NA	NA	NA	NA
Bromodichloromethane	50	UG/L		10 U	2.5 U	2.5 U	NA	NA	NA	NA	NA	NA
Bromoform	50	UG/L		40 U	10 U	10 U	NA	NA	NA	NA	NA	NA
Bromomethane	**5**	UG/L		50 U	12 U	12 U	NA	NA	NA	NA	NA	NA
Carbon Disulfide	60	UG/L		100 U	25 U	25 U	NA	NA	NA	NA	NA	NA
Carbon Tetrachloride	5	UG/L		10 U	2.5 U	2.5 U	0.5 U	0.5 U	0.5 U	0.5 U	1 U	0.5 U

Table 3. Summary of Volatile Organic Compounds in Groundwater, 60-66 Gerry Street, Brooklyn, New York

Parameter	NYSDEC Ambient Water-Quality Guidance Values	Unit	MW-20 01/10/2019 N	MW-20 04/04/2019 N	MW-20 07/08/2019 N	MW-20 10/04/2019 N	MW-20 05/29/2020 N	MW-20 10/28/2020 N	MW-20 01/25/2021 N	MW-20 04/28/2021 N	MW-20 04/28/2021 FD
Chlorobenzene	5	UG/L	50 U	12 U	12 U	2.5 U	2.5 U	2.5 U	2.5 U	5 U	2.5 U
Chloroethane	**5**	UG/L	50 U	12 U	12 U	NA	NA	NA	NA	NA	NA
Chloroform	7	UG/L	50 U	12 U	12 U	2.5 U	2.5 U	2.5 U	2.5 U	5 U	2.5 U
Chloromethane	**5**	UG/L	50 U	12 U	12 U	NA	NA	NA	NA	NA	NA
Cis-1,2-Dichloroethylene	**5**	UG/L	**1800**	**300**	**180**	3.8	**110**	2.5 U	2 J	**240**	**230**
Cis-1,3-Dichloropropene	5	UG/L	10 U	2.5 U	2.5 U	NA	NA	NA	NA	NA	NA
Cymene	5	UG/L	50 U	12 U	12 U	NA	NA	NA	NA	NA	NA
Dibromochloromethane	50	UG/L	10 U	2.5 U	2.5 U	NA	NA	NA	NA	NA	NA
Dibromomethane	5	UG/L	100 U	25 U	25 U	NA	NA	NA	NA	NA	NA
Dichlorodifluoromethane	5	UG/L	100 U	25 U	25 U	NA	NA	NA	NA	NA	NA
Dichloroethylenes	**5**	UG/L	**1800**	**300**	**180**	3.8	**110**	2.5 U	2 J	**240**	**230**
Diethyl Ether (Ethyl Ether)	--	UG/L	50 U	12 U	12 U	NA	NA	NA	NA	NA	NA
Ethylbenzene	5	UG/L	50 U	12 U	12 U	2.5 U	2.5 U	2.5 U	2.5 U	5 U	2.5 U
Hexachlorobutadiene	0.5	UG/L	50 U	12 U	12 U	NA	NA	NA	NA	NA	NA
Isopropylbenzene (Cumene)	5	UG/L	50 U	12 U	12 U	NA	NA	NA	NA	NA	NA
m,p-Xylene	5	UG/L	50 U	12 U	12 U	2.5 U	2.5 U	2.5 U	2.5 U	5 U	2.5 U
Methane	--	UG/L	1800	NA	NA	3650	NA	NA	9460	5950	6420
Methyl Ethyl Ketone (2-Butanone)	**50**	UG/L	100 U	25 U	25 U	5 U	5 U	5 U	**120**	10 U	11
Methyl Isobutyl Ketone (4-Methyl-2-Pentanone)	--	UG/L	100 U	25 U	25 U	NA	NA	NA	NA	NA	NA
Methylene Chloride	**5**	UG/L	50 U	12 U	12 U	2.5 U	2.5 U	2.5 U	2.5 U	5 U	2.5 U
Naphthalene	10	UG/L	50 U	12 U	12 U	NA	NA	NA	NA	NA	NA
N-Butylbenzene	5	UG/L	50 U	12 U	12 U	2.5 U	2.5 U	2.5 U	2.5 U	5 U	2.5 U
N-Propylbenzene	5	UG/L	50 U	12 U	12 U	2.5 U	2.5 U	2.5 U	2.5 U	5 U	2.5 U
O-Xylene (1,2-Dimethylbenzene)	5	UG/L	50 U	12 U	12 U	2.5 U	2.5 U	2.5 U	2.5 U	5 U	2.5 U
Sec-Butylbenzene	5	UG/L	50 U	12 U	12 U	2.5 U	2.5 U	2.5 U	2.5 U	5 U	2.5 U
Styrene	5	UG/L	50 U	12 U	12 U	NA	NA	NA	NA	NA	NA
T-Butylbenzene	5	UG/L	50 U	12 U	12 U	2.5 U	2.5 U	2.5 U	2.5 U	5 U	2.5 U
Tert-Butyl Methyl Ether	10	UG/L	50 U	12 U	12 U	2.5 U	2.5 U	2.5 U	2.5 U	5 U	2.5 U
Tetrachloroethylene (PCE)	**5**	UG/L	10 U	2.5 U	2.5 U	0.5 U	0.5 U	0.5 U	0.5 U	1 U	0.5 U
Toluene	5	UG/L	50 U	12 U	12 U	2.5 U	2.5 U	2.5 U	2.5 U	5 U	2.5 U
Total, 1,3-Dichloropropene (Cis And Trans)	0.4	UG/L	10 U	2.5 U	2.5 U	NA	NA	NA	NA	NA	NA
Trans-1,2-Dichloroethene	**5**	UG/L	50 U	12 U	12 U	2.5 U	2.5 U	2.5 U	2.5 U	5 U	2.5 U
Trans-1,3-Dichloropropene	--	UG/L	10 U	2.5 U	2.5 U	NA	NA	NA	NA	NA	NA
Trans-1,4-Dichloro-2-Butene	5	UG/L	50 U	12 U	12 U	NA	NA	NA	NA	NA	NA
Trichloroethylene (TCE)	**5**	UG/L	10 U	2.5 U	2.5 U	0.5 U	0.5 U	0.5 U	0.5 U	1 U	0.5 U
Trichlorofluoromethane	5	UG/L	50 U	12 U	12 U	NA	NA	NA	NA	NA	NA
Vinyl Acetate	--	UG/L	100 U	25 U	25 U	NA	NA	NA	NA	NA	NA
Vinyl Chloride	**2**	UG/L	**1300**	**450**	**550**	**26**	**560**	**18**	**23**	**910**	**880**
Xylenes	5	UG/L	50 U	12 U	12 U	NA	2.5 U	2.5 U	2.5 U	5 U	2.5 U

Table 3. Summary of Volatile Organic Compounds in Groundwater, 60-66 Gerry Street, Brooklyn, New York

Parameter	NYSDEC Ambient Water-Quality Guidance Values	Unit	Sample Designation:	MW-20	MW-20	MW-20	MW-21	MW-21	MW-21	MW-21	MW-21
			Sample Date:	10/27/2021	01/26/2022	04/28/2022	04/28/2022	04/05/2016	07/19/2016	10/11/2016	04/27/2017	07/18/2017
			Normal or Field Duplicate:	N	N	N	FD	N	N	N	N	N
1,1,1,2-Tetrachloroethane	5	UG/L		NA	NA	NA	NA	25 U	10 U	NA	NA	10 U
1,1,1-Trichloroethane (TCA)	5	UG/L		2.5 U	2.5 U	2.5 U	2.5 U	25 U	10 U	12 U	12 U	10 U
1,1,2,2-Tetrachloroethane	5	UG/L		NA	NA	NA	NA	5 U	2 U	NA	NA	2 U
1,1,2-Trichloroethane	**1**	UG/L		NA	NA	NA	NA	15 U	6 U	NA	NA	6 U
1,1-Dichloroethane	**5**	UG/L		2.5 U	2.5 U	2.5 U	2.5 U	25 U	10 U	12 U	12 U	10 U
1,1-Dichloroethene	**5**	UG/L		0.5 U	0.5 U	0.5 U	0.5 U	5 U	2 U	2.5 U	2.5 U	0.73 J
1,1-Dichloropropene	5	UG/L		NA	NA	NA	NA	25 U	10 U	NA	NA	10 U
1,2,3-Trichlorobenzene	5	UG/L		NA	NA	NA	NA	25 U	10 U	NA	NA	10 U
1,2,3-Trichloropropane	0.04	UG/L		NA	NA	NA	NA	25 U	10 U	NA	NA	10 U
1,2,4,5-Tetramethylbenzene	5	UG/L		NA	NA	NA	NA	20 U	8 U	NA	NA	8 U
1,2,4-Trichlorobenzene	5	UG/L		NA	NA	NA	NA	25 U	10 U	NA	NA	10 U
1,2,4-Trimethylbenzene	5	UG/L		2.5 U	2.5 U	2.5 U	2.5 U	25 U	10 U	12 U	12 U	10 U
1,2-Dibromo-3-Chloropropane	0.04	UG/L		NA	NA	NA	NA	25 U	10 U	NA	NA	10 U
1,2-Dibromoethane (Ethylene Dibromide)	0.0006	UG/L		NA	NA	NA	NA	20 U	8 U	NA	NA	8 U
1,2-Dichlorobenzene	3	UG/L		2.5 U	2.5 U	2.5 U	2.5 U	25 U	10 U	12 U	12 U	10 U
1,2-Dichloroethane	**0.6**	UG/L		0.5 U	0.5 U	0.5 U	0.5 U	5 U	2 U	2.5 U	2.5 U	2 U
1,2-Dichloropropane	1	UG/L		NA	NA	NA	NA	10 U	4 U	NA	NA	4 U
1,3,5-Trimethylbenzene (Mesitylene)	5	UG/L		2.5 U	2.5 U	2.5 U	2.5 U	25 U	10 U	12 U	12 U	10 U
1,3-Dichlorobenzene	3	UG/L		2.5 U	2.5 U	2.5 U	2.5 U	25 U	10 U	12 U	12 U	10 U
1,3-Dichloropropane	5	UG/L		NA	NA	NA	NA	25 U	10 U	NA	NA	10 U
1,4-Dichlorobenzene	3	UG/L		2.5 U	2.5 U	2.5 U	2.5 U	25 U	10 U	12 U	12 U	10 U
1,4-Diethyl Benzene	--	UG/L		NA	NA	NA	NA	20 U	8 U	NA	NA	8 U
1,4-Dioxane (P-Dioxane)	--	UG/L		250 U	250 U	250 U	250 U	2500 U	1000 U	1200 U	1200 U	1000 U
2,2-Dichloropropane	5	UG/L		NA	NA	NA	NA	25 U	10 U	NA	NA	10 U
2-Chlorotoluene	5	UG/L		NA	NA	NA	NA	25 U	10 U	NA	NA	10 U
2-Hexanone	50	UG/L		NA	NA	NA	NA	50 U	20 U	NA	NA	20 U
4-Chlorotoluene	5	UG/L		NA	NA	NA	NA	25 U	10 U	NA	NA	10 U
4-Ethyltoluene	--	UG/L		NA	NA	NA	NA	20 U	8 U	NA	NA	8 U
Acetone	**50**	UG/L		5 U	5 U	5 U	5 U	50 U	20 U	25 U	25 U	20 U
Acrylonitrile	5	UG/L		NA	NA	NA	NA	50 U	20 U	NA	NA	20 U
Benzene	**1**	UG/L		0.5 U	0.5 U	0.5 U	0.5 U	5 U	2 U	2.5 U	2.5 U	2 U
Bromobenzene	5	UG/L		NA	NA	NA	NA	25 U	10 U	NA	NA	10 U
Bromochloromethane	5	UG/L		NA	NA	NA	NA	25 U	10 U	NA	NA	10 U
Bromodichloromethane	50	UG/L		NA	NA	NA	NA	5 U	2 U	NA	NA	2 U
Bromoform	50	UG/L		NA	NA	NA	NA	20 U	8 U	NA	NA	8 U
Bromomethane	**5**	UG/L		NA	NA	NA	NA	25 U	10 U	NA	NA	10 U
Carbon Disulfide	60	UG/L		NA	NA	NA	NA	50 U	20 U	NA	NA	20 U
Carbon Tetrachloride	5	UG/L		0.5 U	0.5 U	0.5 U	0.5 U	5 U	2 U	2.5 U	2.5 U	2 U

Table 3. Summary of Volatile Organic Compounds in Groundwater, 60-66 Gerry Street, Brooklyn, New York

Parameter	NYSDEC Ambient Water-Quality Guidance Values	Unit	MW-20 10/27/2021 N	MW-20 01/26/2022 N	MW-20 04/28/2022 N	MW-20 04/28/2022 FD	MW-21 04/05/2016 N	MW-21 07/19/2016 N	MW-21 10/11/2016 N	MW-21 04/27/2017 N	MW-21 07/18/2017 N
Chlorobenzene	5	UG/L	2.5 U	2.5 U	2.5 U	2.5 U	25 U	10 U	12 U	12 U	10 U
Chloroethane	**5**	UG/L	NA	NA	NA	NA	25 U	10 U	NA	NA	10 U
Chloroform	7	UG/L	2.5 U	2.5 U	2.5 U	2.5 U	25 U	10 U	12 U	12 U	10 U
Chloromethane	**5**	UG/L	NA	NA	NA	NA	25 U	10 U	NA	NA	10 U
Cis-1,2-Dichloroethylene	**5**	UG/L	**84**	**61**	**41**	**44**	**540**	**300**	**300**	**380**	**360**
Cis-1,3-Dichloropropene	5	UG/L	NA	NA	NA	NA	5 U	2 U	NA	NA	2 U
Cymene	5	UG/L	NA	NA	NA	NA	25 U	10 U	NA	NA	10 U
Dibromochloromethane	50	UG/L	NA	NA	NA	NA	5 U	2 U	NA	NA	2 U
Dibromomethane	5	UG/L	NA	NA	NA	NA	50 U	20 U	NA	NA	20 U
Dichlorodifluoromethane	5	UG/L	NA	NA	NA	NA	50 U	20 U	NA	NA	20 U
Dichloroethylenes	**5**	UG/L	**84**	**61**	**41**	**44**	**540**	**300**	**300**	**380**	**360**
Diethyl Ether (Ethyl Ether)	--	UG/L	NA	NA	NA	NA	25 U	10 U	NA	NA	10 U
Ethylbenzene	5	UG/L	2.5 U	2.5 U	2.5 U	2.5 U	25 U	10 U	12 U	12 U	10 U
Hexachlorobutadiene	0.5	UG/L	NA	NA	NA	NA	25 U	10 U	NA	NA	10 U
Isopropylbenzene (Cumene)	5	UG/L	NA	NA	NA	NA	25 U	10 U	NA	NA	10 U
m,p-Xylene	5	UG/L	2.5 U	2.5 U	2.5 U	2.5 U	25 U	10 U	12 U	12 U	10 U
Methane	--	UG/L	8300	NA	478	571	NA	NA	NA	1660	NA
Methyl Ethyl Ketone (2-Butanone)	**50**	UG/L	5 U	5 U	5 U	5 U	50 U	20 U	25 U	25 U	20 U
Methyl Isobutyl Ketone (4-Methyl-2-Pentanone)	--	UG/L	NA	NA	NA	NA	50 U	20 U	NA	NA	20 U
Methylene Chloride	**5**	UG/L	2.5 U	2.5 U	2.5 U	2.5 U	25 U	10 U	12 U	12 U	10 U
Naphthalene	10	UG/L	NA	NA	NA	NA	25 U	10 U	NA	NA	10 U
N-Butylbenzene	5	UG/L	2.5 U	2.5 U	2.5 U	2.5 U	25 U	10 U	12 U	12 U	10 U
N-Propylbenzene	5	UG/L	2.5 U	2.5 U	2.5 U	2.5 U	25 U	10 U	12 U	12 U	10 U
O-Xylene (1,2-Dimethylbenzene)	5	UG/L	2.5 U	2.5 U	2.5 U	2.5 U	25 U	10 U	12 U	12 U	10 U
Sec-Butylbenzene	5	UG/L	2.5 U	2.5 U	2.5 U	2.5 U	25 U	10 U	12 U	12 U	10 U
Styrene	5	UG/L	NA	NA	NA	NA	25 U	10 U	NA	NA	10 U
T-Butylbenzene	5	UG/L	2.5 U	2.5 U	2.5 U	2.5 U	25 U	10 U	12 U	12 U	10 U
Tert-Butyl Methyl Ether	10	UG/L	2.5 U	2.5 U	2.5 U	2.5 U	25 U	10 U	12 U	12 U	10 U
Tetrachloroethylene (PCE)	**5**	UG/L	0.5 U	0.5 U	0.5 U	0.5 U	5 U	1.7 J	2.1 J	4.8	1.9 J
Toluene	5	UG/L	2.5 U	2.5 U	2.5 U	2.5 U	25 U	10 U	12 U	12 U	10 U
Total, 1,3-Dichloropropene (Cis And Trans)	0.4	UG/L	NA	NA	NA	NA	5 U	2 U	NA	NA	2 U
Trans-1,2-Dichloroethene	**5**	UG/L	2.5 U	2.5 U	2.5 U	2.5 U	25 U	10 U	12 U	12 U	10 U
Trans-1,3-Dichloropropene	--	UG/L	NA	NA	NA	NA	5 U	2 U	NA	NA	2 U
Trans-1,4-Dichloro-2-Butene	5	UG/L	NA	NA	NA	NA	25 U	10 U	NA	NA	10 U
Trichloroethylene (TCE)	**5**	UG/L	0.5 U	0.5 U	0.5 U	0.5 U	**7**	4.8	**5.2**	**5.2**	2
Trichlorofluoromethane	5	UG/L	NA	NA	NA	NA	25 U	10 U	NA	NA	10 U
Vinyl Acetate	--	UG/L	NA	NA	NA	NA	50 U	20 U	NA	NA	20 U
Vinyl Chloride	**2**	UG/L	**200**	**50**	**430**	**380**	**63**	**20**	**58**	**100**	**32**
Xylenes	5	UG/L	2.5 U	2.5 U	2.5 U	2.5 U	25 U	10 U	NA	NA	10 U

Table 3. Summary of Volatile Organic Compounds in Groundwater, 60-66 Gerry Street, Brooklyn, New York

Parameter	NYSDEC Ambient Water-Quality Guidance Values	Unit	Sample Designation:	MW-21	MW-21	MW-21	MW-21	MW-21	MW-21	MW-21	MW-21
			Sample Date:	11/22/2017	03/29/2018	07/02/2018	10/09/2018	01/10/2019	04/04/2019	07/08/2019	07/08/2019	10/03/2019
			Normal or Field Duplicate:	N	N	N	N	N	N	N	FD	N
1,1,1,2-Tetrachloroethane	5	UG/L		6.2 U	5 U	NA	2.5 U	10 U	25 U	2.5 U	2.5 U	NA
1,1,1-Trichloroethane (TCA)	5	UG/L		6.2 U	5 U	2.5 U	2.5 U	10 U	25 U	2.5 U	2.5 U	2.5 U
1,1,2,2-Tetrachloroethane	5	UG/L		1.2 U	1 U	NA	0.5 U	2 U	5 U	0.5 U	0.5 U	NA
1,1,2-Trichloroethane	**1**	UG/L		3.8 U	3 U	NA	1.5 U	6 U	15 U	1.5 U	1.5 U	NA
1,1-Dichloroethane	**5**	UG/L		6.2 U	5 U	2.5 U	2.5 U	10 U	25 U	2.5 U	2.5 U	2.5 U
1,1-Dichloroethene	**5**	UG/L		0.6 J	1 U	0.26 J	0.5 U	2 U	3.3 J	0.3 J	0.29 J	0.5 U
1,1-Dichloropropene	5	UG/L		6.2 U	5 U	NA	2.5 U	10 U	25 U	2.5 U	2.5 U	NA
1,2,3-Trichlorobenzene	5	UG/L		6.2 U	5 U	NA	2.5 U	10 U	25 U	2.5 U	2.5 U	NA
1,2,3-Trichloropropane	0.04	UG/L		6.2 U	5 U	NA	2.5 U	10 U	25 U	2.5 U	2.5 U	NA
1,2,4,5-Tetramethylbenzene	5	UG/L		5 U	4 U	NA	2 U	8 U	20 U	2 U	2 U	NA
1,2,4-Trichlorobenzene	5	UG/L		6.2 U	5 U	NA	2.5 U	10 U	25 U	2.5 U	2.5 U	NA
1,2,4-Trimethylbenzene	5	UG/L		6.2 U	5 U	2.5 U	2.5 U	10 U	25 U	2.5 U	2.5 U	2.5 U
1,2-Dibromo-3-Chloropropane	0.04	UG/L		6.2 U	5 U	NA	2.5 U	10 U	25 U	2.5 U	2.5 U	NA
1,2-Dibromoethane (Ethylene Dibromide)	0.0006	UG/L		5 U	4 U	NA	2 U	8 U	20 U	2 U	2 U	NA
1,2-Dichlorobenzene	3	UG/L		6.2 U	5 U	2.5 U	2.5 U	10 U	25 U	2.5 U	2.5 U	2.5 U
1,2-Dichloroethane	**0.6**	UG/L		1.2 U	1 U	0.5 U	0.5 U	2 U	5 U	0.5 U	0.5 U	0.5 U
1,2-Dichloropropane	1	UG/L		2.5 U	2 U	NA	1 U	4 U	10 U	1 U	1 U	NA
1,3,5-Trimethylbenzene (Mesitylene)	5	UG/L		6.2 U	5 U	2.5 U	2.5 U	10 U	25 U	2.5 U	2.5 U	2.5 U
1,3-Dichlorobenzene	3	UG/L		6.2 U	5 U	2.5 U	2.5 U	10 U	25 U	2.5 U	2.5 U	2.5 U
1,3-Dichloropropane	5	UG/L		6.2 U	5 U	NA	2.5 U	10 U	25 U	2.5 U	2.5 U	NA
1,4-Dichlorobenzene	3	UG/L		6.2 U	5 U	2.5 U	2.5 U	10 U	25 U	2.5 U	2.5 U	2.5 U
1,4-Diethyl Benzene	--	UG/L		5 U	4 U	NA	2 U	8 U	20 U	2 U	2 U	NA
1,4-Dioxane (P-Dioxane)	--	UG/L		620 U	500 U	250 U	250 U	1000 U	2500 U	250 U	250 U	250 U
2,2-Dichloropropane	5	UG/L		6.2 U	5 U	NA	2.5 U	10 U	25 U	2.5 U	2.5 U	NA
2-Chlorotoluene	5	UG/L		6.2 U	5 U	NA	2.5 U	10 U	25 U	2.5 U	2.5 U	NA
2-Hexanone	50	UG/L		12 U	10 U	NA	5 U	20 U	50 U	5 U	5 U	NA
4-Chlorotoluene	5	UG/L		6.2 U	5 U	NA	2.5 U	10 U	25 U	2.5 U	2.5 U	NA
4-Ethyltoluene	--	UG/L		5 U	4 U	NA	2 U	8 U	20 U	2 U	2 U	NA
Acetone	**50**	UG/L		12 U	10 U	1.9 J	2 J	20 U	50 U	5 U	3.2 J	5 U
Acrylonitrile	5	UG/L		12 U	10 U	NA	5 U	20 U	50 U	5 U	5 U	NA
Benzene	**1**	UG/L		1.2 U	1 U	0.5 U	0.5 U	2 U	5 U	0.5 U	0.5 U	0.5 U
Bromobenzene	5	UG/L		6.2 U	5 U	NA	2.5 U	10 U	25 U	2.5 U	2.5 U	NA
Bromochloromethane	5	UG/L		6.2 U	5 U	NA	2.5 U	10 U	25 U	2.5 U	2.5 U	NA
Bromodichloromethane	50	UG/L		1.2 U	1 U	NA	0.5 U	2 U	5 U	0.5 U	0.5 U	NA
Bromoform	50	UG/L		5 U	4 U	NA	2 U	8 U	20 U	2 U	2 U	NA
Bromomethane	**5**	UG/L		6.2 U	5 U	NA	2.5 U	10 U	25 U	2.5 U	2.5 U	NA
Carbon Disulfide	60	UG/L		12 U	10 U	NA	5 U	20 U	50 U	5 U	5 U	NA
Carbon Tetrachloride	5	UG/L		1.2 U	1 U	0.5 U	0.5 U	2 U	5 U	0.5 U	0.5 U	0.5 U

Table 3. Summary of Volatile Organic Compounds in Groundwater, 60-66 Gerry Street, Brooklyn, New York

Parameter	NYSDEC Ambient Water-Quality Guidance Values	Unit	Sample Designation:	MW-21	MW-21	MW-21	MW-21	MW-21	MW-21	MW-21	MW-21
			Sample Date:	11/22/2017	03/29/2018	07/02/2018	10/09/2018	01/10/2019	04/04/2019	07/08/2019	07/08/2019	10/03/2019
			Normal or Field Duplicate:	N	N	N	N	N	N	N	FD	N
Chlorobenzene	5	UG/L		6.2 U	5 U	2.5 U	2.5 U	10 U	25 U	2.5 U	2.5 U	2.5 U
Chloroethane	**5**	UG/L		6.2 U	5 U	NA	2.5 U	3.3 J	**10 J**	2.5 U	2.5 U	NA
Chloroform	7	UG/L		6.2 U	5 U	2.5 U	2.5 U	10 U	25 U	2.5 U	2.5 U	2.5 U
Chloromethane	**5**	UG/L		6.2 U	5 U	NA	2.5 U	10 U	25 U	2.5 U	2.5 U	NA
Cis-1,2-Dichloroethylene	**5**	UG/L		**240**	**210**	**130**	**27**	**150**	**1600**	**140**	**150**	**43**
Cis-1,3-Dichloropropene	5	UG/L		1.2 U	1 U	NA	0.5 U	2 U	5 U	0.5 U	0.5 U	NA
Cymene	5	UG/L		6.2 U	5 U	NA	2.5 U	10 U	25 U	2.5 U	2.5 U	NA
Dibromochloromethane	50	UG/L		1.2 U	1 U	NA	0.5 U	2 U	5 U	0.5 U	0.5 U	NA
Dibromomethane	5	UG/L		12 U	10 U	NA	5 U	20 U	50 U	5 U	5 U	NA
Dichlorodifluoromethane	5	UG/L		12 U	10 U	NA	5 U	20 U	50 U	5 U	5 U	NA
Dichloroethylenes	**5**	UG/L		**240**	**210**	**130**	**27**	**150**	**1600**	**140**	**150**	**43**
Diethyl Ether (Ethyl Ether)	--	UG/L		6.2 U	5 U	NA	2.5 U	10 U	25 U	2.5 U	2.5 U	NA
Ethylbenzene	5	UG/L		6.2 U	5 U	2.5 U	2.5 U	10 U	25 U	2.5 U	2.5 U	2.5 U
Hexachlorobutadiene	0.5	UG/L		6.2 U	5 U	NA	2.5 U	10 U	25 U	2.5 U	2.5 U	NA
Isopropylbenzene (Cumene)	5	UG/L		6.2 U	5 U	NA	2.5 U	10 U	25 U	2.5 U	2.5 U	NA
m,p-Xylene	5	UG/L		6.2 U	5 U	2.5 U	2.5 U	10 U	25 U	2.5 U	2.5 U	2.5 U
Methane	--	UG/L		742	569	845	2980	733	NA	NA	NA	NA
Methyl Ethyl Ketone (2-Butanone)	**50**	UG/L		12 U	10 U	5 U	5 U	20 U	50 U	5 U	5 U	5 U
Methyl Isobutyl Ketone (4-Methyl-2-Pentanone)	--	UG/L		12 U	10 U	NA	5 U	20 U	50 U	5 U	5 U	NA
Methylene Chloride	**5**	UG/L		6.2 U	5 U	2.5 U	2.5 U	10 U	25 U	2.5 U	2.5 U	2.5 U
Naphthalene	10	UG/L		6.2 U	5 U	NA	2.5 U	10 U	25 U	1.6 J	2.5 U	NA
N-Butylbenzene	5	UG/L		6.2 U	5 U	2.5 U	2.5 U	10 U	25 U	2.5 U	2.5 U	2.5 U
N-Propylbenzene	5	UG/L		6.2 U	5 U	2.5 U	2.5 U	10 U	25 U	2.5 U	2.5 U	2.5 U
O-Xylene (1,2-Dimethylbenzene)	5	UG/L		6.2 U	5 U	2.5 U	2.5 U	10 U	25 U	2.5 U	2.5 U	2.5 U
Sec-Butylbenzene	5	UG/L		6.2 U	5 U	2.5 U	2.5 U	10 U	25 U	2.5 U	2.5 U	2.5 U
Styrene	5	UG/L		6.2 U	5 U	NA	2.5 U	10 U	25 U	2.5 U	2.5 U	NA
T-Butylbenzene	5	UG/L		6.2 U	5 U	2.5 U	2.5 U	10 U	25 U	2.5 U	2.5 U	2.5 U
Tert-Butyl Methyl Ether	10	UG/L		6.2 U	5 U	2.5 U	2.5 U	10 U	25 U	2.5 U	2.5 U	2.5 U
Tetrachloroethylene (PCE)	**5**	UG/L		1.4	0.5 J	0.28 J	0.28 J	1.2 J	5 U	0.59	0.61	0.54
Toluene	5	UG/L		6.2 U	5 U	2.5 U	2.5 U	10 U	25 U	2.5 U	2.5 U	2.5 U
Total, 1,3-Dichloropropene (Cis And Trans)	0.4	UG/L		1.2 U	1 U	NA	0.5 U	2 U	5 U	0.5 U	0.5 U	NA
Trans-1,2-Dichloroethene	**5**	UG/L		6.2 U	5 U	2.5 U	2.5 U	10 U	25 U	2.5 U	2.5 U	2.5 U
Trans-1,3-Dichloropropene	--	UG/L		1.2 U	1 U	NA	0.5 U	2 U	5 U	0.5 U	0.5 U	NA
Trans-1,4-Dichloro-2-Butene	5	UG/L		6.2 U	5 U	NA	2.5 U	10 U	25 U	2.5 U	2.5 U	NA
Trichloroethylene (TCE)	**5**	UG/L		2	0.7 J	0.29 J	0.37 J	1.2 J	1.9 J	0.55	0.57	0.47 J
Trichlorofluoromethane	5	UG/L		6.2 U	5 U	NA	2.5 U	10 U	25 U	2.5 U	2.5 U	NA
Vinyl Acetate	--	UG/L		12 U	10 U	NA	5 U	20 U	50 U	5 U	5 U	NA
Vinyl Chloride	**2**	UG/L		**29**	**75**	**58**	**6.9**	**730**	**1000**	**90**	**94**	**20**
Xylenes	5	UG/L		6.2 U	5 U	NA	2.5 U	10 U	25 U	2.5 U	2.5 U	NA

Table 3. Summary of Volatile Organic Compounds in Groundwater, 60-66 Gerry Street, Brooklyn, New York

Parameter	NYSDEC Ambient Water-Quality Guidance Values	Unit	Sample Designation:	MW-21	MW-21	MW-21	MW-21	MW-21	MW-21	MW-21	MW-21
			Sample Date:	05/28/2020	10/27/2020	01/26/2021	04/28/2021	10/27/2021	10/27/2021	01/26/2022	01/26/2022	04/29/2022
			Normal or Field Duplicate:	N	N	N	N	N	FD	N	FD	N
1,1,1,2-Tetrachloroethane	5	UG/L		NA	NA	NA	NA	NA	NA	NA	NA	NA
1,1,1-Trichloroethane (TCA)	5	UG/L		2.5 U	2.5 U	2.5 U	2.5 U	2.5 U	2.5 U	2.5 U	2.5 U	2.5 U
1,1,2,2-Tetrachloroethane	5	UG/L		NA	NA	NA	NA	NA	NA	NA	NA	NA
1,1,2-Trichloroethane	**1**	UG/L		NA	NA	NA	NA	NA	NA	NA	NA	NA
1,1-Dichloroethane	**5**	UG/L		2.5 U	2.5 U	2.5 U	2.5 U	2.5 U	2.5 U	2.5 U	2.5 U	2.5 U
1,1-Dichloroethene	**5**	UG/L		0.35 J	0.5 U	0.5 U	0.5 U	1.1	1	0.57	0.58	0.5 U
1,1-Dichloropropene	5	UG/L		NA	NA	NA	NA	NA	NA	NA	NA	NA
1,2,3-Trichlorobenzene	5	UG/L		NA	NA	NA	NA	NA	NA	NA	NA	NA
1,2,3-Trichloropropane	0.04	UG/L		NA	NA	NA	NA	NA	NA	NA	NA	NA
1,2,4,5-Tetramethylbenzene	5	UG/L		NA	NA	NA	NA	NA	NA	NA	NA	NA
1,2,4-Trichlorobenzene	5	UG/L		NA	NA	NA	NA	NA	NA	NA	NA	NA
1,2,4-Trimethylbenzene	5	UG/L		2.5 U	2.5 U	2.5 U	2.5 U	2.5 U	2.5 U	2.5 U	2.5 U	2.5 U
1,2-Dibromo-3-Chloropropane	0.04	UG/L		NA	NA	NA	NA	NA	NA	NA	NA	NA
1,2-Dibromoethane (Ethylene Dibromide)	0.0006	UG/L		NA	NA	NA	NA	NA	NA	NA	NA	NA
1,2-Dichlorobenzene	3	UG/L		2.5 U	2.5 U	2.5 U	2.5 U	2.5 U	2.5 U	2.5 U	2.5 U	2.5 U
1,2-Dichloroethane	**0.6**	UG/L		0.5 U	0.5 U	0.5 U	0.5 U	0.5 U	0.5 U	0.5 U	0.5 U	0.5 U
1,2-Dichloropropane	1	UG/L		NA	NA	NA	NA	NA	NA	NA	NA	NA
1,3,5-Trimethylbenzene (Mesitylene)	5	UG/L		2.5 U	2.5 U	2.5 U	2.5 U	2.5 U	2.5 U	2.5 U	2.5 U	2.5 U
1,3-Dichlorobenzene	3	UG/L		2.5 U	2.5 U	2.5 U	2.5 U	2.5 U	2.5 U	2.5 U	2.5 U	2.5 U
1,3-Dichloropropane	5	UG/L		NA	NA	NA	NA	NA	NA	NA	NA	NA
1,4-Dichlorobenzene	3	UG/L		2.5 U	2.5 U	2.5 U	2.5 U	2.5 U	2.5 U	2.5 U	2.5 U	2.5 U
1,4-Diethyl Benzene	--	UG/L		NA	NA	NA	NA	NA	NA	NA	NA	NA
1,4-Dioxane (P-Dioxane)	--	UG/L		250 U	250 U	250 U	250 U	250 U	250 U	250 U	250 U	250 U
2,2-Dichloropropane	5	UG/L		NA	NA	NA	NA	NA	NA	NA	NA	NA
2-Chlorotoluene	5	UG/L		NA	NA	NA	NA	NA	NA	NA	NA	NA
2-Hexanone	50	UG/L		NA	NA	NA	NA	NA	NA	NA	NA	NA
4-Chlorotoluene	5	UG/L		NA	NA	NA	NA	NA	NA	NA	NA	NA
4-Ethyltoluene	--	UG/L		NA	NA	NA	NA	NA	NA	NA	NA	NA
Acetone	**50**	UG/L		2.7 J	5 U	5 U	5 U	5 U	5 U	5 U	5 U	5 U
Acrylonitrile	5	UG/L		NA	NA	NA	NA	NA	NA	NA	NA	NA
Benzene	**1**	UG/L		0.5 U	0.5 U	0.5 U	0.5 U	0.5 U	0.5 U	0.5 U	0.5 U	0.5 U
Bromobenzene	5	UG/L		NA	NA	NA	NA	NA	NA	NA	NA	NA
Bromochloromethane	5	UG/L		NA	NA	NA	NA	NA	NA	NA	NA	NA
Bromodichloromethane	50	UG/L		NA	NA	NA	NA	NA	NA	NA	NA	NA
Bromoform	50	UG/L		NA	NA	NA	NA	NA	NA	NA	NA	NA
Bromomethane	**5**	UG/L		NA	NA	NA	NA	NA	NA	NA	NA	NA
Carbon Disulfide	60	UG/L		NA	NA	NA	NA	NA	NA	NA	NA	NA
Carbon Tetrachloride	5	UG/L		0.5 U	0.5 U	0.5 U	0.5 U	0.5 U	0.5 U	0.5 U	0.5 U	0.5 U

Table 3. Summary of Volatile Organic Compounds in Groundwater, 60-66 Gerry Street, Brooklyn, New York

Parameter	NYSDEC Ambient Water-Quality Guidance Values	Unit	MW-21 05/28/2020 N	MW-21 10/27/2020 N	MW-21 01/26/2021 N	MW-21 04/28/2021 N	MW-21 10/27/2021 N	MW-21 10/27/2021 FD	MW-21 01/26/2022 N	MW-21 01/26/2022 FD	MW-21 04/29/2022 N
Chlorobenzene	5	UG/L	2.5 U	2.5 U	2.5 U	2.5 U	2.5 U	2.5 U	2.5 U	2.5 U	2.5 U
Chloroethane	**5**	UG/L	NA	NA	NA	NA	NA	NA	NA	NA	NA
Chloroform	7	UG/L	2.5 U	2.5 U	0.71 J	2.5 U	2.5 U	2.5 U	2.5 U	2.5 U	2.5 U
Chloromethane	**5**	UG/L	NA	NA	NA	NA	NA	NA	NA	NA	NA
Cis-1,2-Dichloroethylene	**5**	UG/L	**180**	1.4 J	4.3	**6.6**	**74**	**76**	**140**	**140**	**20**
Cis-1,3-Dichloropropene	5	UG/L	NA	NA	NA	NA	NA	NA	NA	NA	NA
Cymene	5	UG/L	NA	NA	NA	NA	NA	NA	NA	NA	NA
Dibromochloromethane	50	UG/L	NA	NA	NA	NA	NA	NA	NA	NA	NA
Dibromomethane	5	UG/L	NA	NA	NA	NA	NA	NA	NA	NA	NA
Dichlorodifluoromethane	5	UG/L	NA	NA	NA	NA	NA	NA	NA	NA	NA
Dichloroethylenes	**5**	UG/L	**180**	1.4 J	4.3	**6.6**	**75 J**	**77 J**	**140**	**140**	**20**
Diethyl Ether (Ethyl Ether)	--	UG/L	NA	NA	NA	NA	NA	NA	NA	NA	NA
Ethylbenzene	5	UG/L	2.5 U	2.5 U	2.5 U	2.5 U	2.5 U	2.5 U	2.5 U	2.5 U	2.5 U
Hexachlorobutadiene	0.5	UG/L	NA	NA	NA	NA	NA	NA	NA	NA	NA
Isopropylbenzene (Cumene)	5	UG/L	NA	NA	NA	NA	NA	NA	NA	NA	NA
m,p-Xylene	5	UG/L	2.5 U	2.5 U	2.5 U	2.5 U	2.5 U	2.5 U	2.5 U	2.5 U	2.5 U
Methane	--	UG/L	NA	NA	44	274	1180	1210	NA	NA	350
Methyl Ethyl Ketone (2-Butanone)	**50**	UG/L	5 U	5 U	5 U	5 U	5 U	5 U	5 U	5 U	5 U
Methyl Isobutyl Ketone (4-Methyl-2-Pentanone)	--	UG/L	NA	NA	NA	NA	NA	NA	NA	NA	NA
Methylene Chloride	**5**	UG/L	2.5 U	2.5 U	2.5 U	2.5 U	2.5 U	2.5 U	2.5 U	2.5 U	2.5 U
Naphthalene	10	UG/L	NA	NA	NA	NA	NA	NA	NA	NA	NA
N-Butylbenzene	5	UG/L	2.5 U	2.5 U	2.5 U	2.5 U	2.5 U	2.5 U	2.5 U	2.5 U	2.5 U
N-Propylbenzene	5	UG/L	2.5 U	2.5 U	2.5 U	2.5 U	2.5 U	2.5 U	2.5 U	2.5 U	2.5 U
O-Xylene (1,2-Dimethylbenzene)	5	UG/L	2.5 U	2.5 U	2.5 U	2.5 U	2.5 U	2.5 U	2.5 U	2.5 U	2.5 U
Sec-Butylbenzene	5	UG/L	2.5 U	2.5 U	2.5 U	2.5 U	2.5 U	2.5 U	2.5 U	2.5 U	2.5 U
Styrene	5	UG/L	NA	NA	NA	NA	NA	NA	NA	NA	NA
T-Butylbenzene	5	UG/L	2.5 U	2.5 U	2.5 U	2.5 U	2.5 U	2.5 U	2.5 U	2.5 U	2.5 U
Tert-Butyl Methyl Ether	10	UG/L	2.5 U	2.5 U	2.5 U	2.5 U	2.5 U	2.5 U	2.5 U	2.5 U	2.5 U
Tetrachloroethylene (PCE)	**5**	UG/L	0.65	0.3 J	0.33 J	0.42 J	0.8	0.97	0.5 U	0.19 J	0.5 U
Toluene	5	UG/L	2.5 U	2.5 U	2.5 U	2.5 U	2.5 U	2.5 U	2.5 U	2.5 U	2.5 U
Total, 1,3-Dichloropropene (Cis And Trans)	0.4	UG/L	NA	NA	NA	NA	NA	NA	NA	NA	NA
Trans-1,2-Dichloroethene	**5**	UG/L	2.5 U	2.5 U	2.5 U	2.5 U	0.82 J	0.82 J	2.5 U	2.5 U	2.5 U
Trans-1,3-Dichloropropene	--	UG/L	NA	NA	NA	NA	NA	NA	NA	NA	NA
Trans-1,4-Dichloro-2-Butene	5	UG/L	NA	NA	NA	NA	NA	NA	NA	NA	NA
Trichloroethylene (TCE)	**5**	UG/L	0.81	0.24 J	0.22 J	0.26 J	1.4	1.5	0.36 J	0.42 J	0.31 J
Trichlorofluoromethane	5	UG/L	NA	NA	NA	NA	NA	NA	NA	NA	NA
Vinyl Acetate	--	UG/L	NA	NA	NA	NA	NA	NA	NA	NA	NA
Vinyl Chloride	**2**	UG/L	**92**	0.22 J	0.56 J	**2.1**	**5.2**	**5.7**	**18**	**19**	**2.1**
Xylenes	5	UG/L	2.5 U	2.5 U	2.5 U	2.5 U	2.5 U	2.5 U	2.5 U	2.5 U	2.5 U

Table 3. Summary of Volatile Organic Compounds in Groundwater, 60-66 Gerry Street, Brooklyn, New York

Parameter	NYSDEC Ambient Water-Quality Guidance Values	Unit	Sample Designation:	MW-22	MW-22	MW-22	MW-22	MW-22	MW-22	MW-22	MW-22
			Sample Date:	04/05/2016	07/19/2016	10/11/2016	04/27/2017	07/18/2017	11/22/2017	03/29/2018	03/29/2018	07/03/2018
			Normal or Field Duplicate:	N	N	N	N	N	N	N	FD	N
1,1,1,2-Tetrachloroethane	5	UG/L		100 U	25 U	NA	NA	6.2 U	6.2 U	2.5 U	2.5 U	NA
1,1,1-Trichloroethane (TCA)	5	UG/L		100 U	25 U	50 U	2.5 U	6.2 U	6.2 U	2.5 U	2.5 U	50 U
1,1,2,2-Tetrachloroethane	5	UG/L		20 U	5 U	NA	NA	1.2 U	1.2 U	0.5 U	0.5 U	NA
1,1,2-Trichloroethane	**1**	UG/L		60 U	15 U	NA	NA	3.8 U	3.8 U	1.5 U	1.5 U	NA
1,1-Dichloroethane	**5**	UG/L		100 U	25 U	50 U	2.5 U	6.2 U	6.2 U	2.5 U	2.5 U	50 U
1,1-Dichloroethene	**5**	UG/L		20 U	5 U	10 U	0.5 U	1.2 U	2.8	0.22 J	0.29 J	10 U
1,1-Dichloropropene	5	UG/L		100 U	25 U	NA	NA	6.2 U	6.2 U	2.5 U	2.5 U	NA
1,2,3-Trichlorobenzene	5	UG/L		100 U	25 U	NA	NA	6.2 U	6.2 U	2.5 U	2.5 U	NA
1,2,3-Trichloropropane	0.04	UG/L		100 U	25 U	NA	NA	6.2 U	6.2 U	2.5 U	2.5 U	NA
1,2,4,5-Tetramethylbenzene	5	UG/L		80 U	20 U	NA	NA	5 U	5 U	2 U	2 U	NA
1,2,4-Trichlorobenzene	5	UG/L		100 U	25 U	NA	NA	6.2 U	6.2 U	2.5 U	2.5 U	NA
1,2,4-Trimethylbenzene	5	UG/L		100 U	25 U	50 U	2.5 U	6.2 U	6.2 U	2.5 U	2.5 U	50 U
1,2-Dibromo-3-Chloropropane	0.04	UG/L		100 U	25 U	NA	NA	6.2 U	6.2 U	2.5 U	2.5 U	NA
1,2-Dibromoethane (Ethylene Dibromide)	0.0006	UG/L		80 U	20 U	NA	NA	5 U	5 U	2 U	2 U	NA
1,2-Dichlorobenzene	3	UG/L		100 U	25 U	50 U	2.5 U	6.2 U	6.2 U	2.5 U	2.5 U	50 U
1,2-Dichloroethane	**0.6**	UG/L		20 U	5 U	10 U	0.5 U	1.2 U	1.2 U	0.5 U	0.5 U	10 U
1,2-Dichloropropane	1	UG/L		40 U	10 U	NA	NA	2.5 U	2.5 U	1 U	1 U	NA
1,3,5-Trimethylbenzene (Mesitylene)	5	UG/L		100 U	25 U	50 U	2.5 U	6.2 U	6.2 U	2.5 U	2.5 U	50 U
1,3-Dichlorobenzene	3	UG/L		100 U	25 U	50 U	2.5 U	6.2 U	6.2 U	2.5 U	2.5 U	50 U
1,3-Dichloropropane	5	UG/L		100 U	25 U	NA	NA	6.2 U	6.2 U	2.5 U	2.5 U	NA
1,4-Dichlorobenzene	3	UG/L		100 U	25 U	50 U	2.5 U	6.2 U	6.2 U	2.5 U	2.5 U	50 U
1,4-Diethyl Benzene	--	UG/L		80 U	20 U	NA	NA	5 U	5 U	2 U	2 U	NA
1,4-Dioxane (P-Dioxane)	--	UG/L		10000 U	2500 U	8200	250 U	620 U	620 U	250 U	250 U	5000 U
2,2-Dichloropropane	5	UG/L		100 U	25 U	NA	NA	6.2 U	6.2 U	2.5 U	2.5 U	NA
2-Chlorotoluene	5	UG/L		100 U	25 U	NA	NA	6.2 U	6.2 U	2.5 U	2.5 U	NA
2-Hexanone	50	UG/L		200 U	50 U	NA	NA	12 U	12 U	5 U	5 U	NA
4-Chlorotoluene	5	UG/L		100 U	25 U	NA	NA	6.2 U	6.2 U	2.5 U	2.5 U	NA
4-Ethyltoluene	--	UG/L		80 U	20 U	NA	NA	5 U	5 U	2 U	2 U	NA
Acetone	**50**	UG/L		200 U	50 U	100 U	5 U	12 U	12 U	5 U	5 U	100 U
Acrylonitrile	5	UG/L		200 U	50 U	NA	NA	12 U	12 U	5 U	5 U	NA
Benzene	**1**	UG/L		20 U	5 U	10 U	0.5 U	1.2 U	1.2 U	0.31 J	0.3 J	10 U
Bromobenzene	5	UG/L		100 U	25 U	NA	NA	6.2 U	6.2 U	2.5 U	2.5 U	NA
Bromochloromethane	5	UG/L		100 U	25 U	NA	NA	6.2 U	6.2 U	2.5 U	2.5 U	NA
Bromodichloromethane	50	UG/L		20 U	5 U	NA	NA	1.2 U	1.2 U	0.5 U	0.5 U	NA
Bromoform	50	UG/L		80 U	20 U	NA	NA	5 U	5 U	2 U	2 U	NA
Bromomethane	**5**	UG/L		100 U	25 U	NA	NA	6.2 U	6.2 U	2.5 U	2.5 U	NA
Carbon Disulfide	60	UG/L		200 U	50 U	NA	NA	12 U	12 U	5 U	5 U	NA
Carbon Tetrachloride	5	UG/L		20 U	5 U	10 U	0.5 U	1.2 U	1.2 U	0.5 U	0.5 U	10 U

Table 3. Summary of Volatile Organic Compounds in Groundwater, 60-66 Gerry Street, Brooklyn, New York

Parameter	NYSDEC Ambient Water-Quality Guidance Values	Unit	MW-22	MW-22	MW-22	MW-22	MW-22	MW-22	MW-22	MW-22	MW-22
Sample Designation:			MW-22	MW-22	MW-22	MW-22	MW-22	MW-22	MW-22	MW-22	MW-22
Sample Date:			04/05/2016	07/19/2016	10/11/2016	04/27/2017	07/18/2017	11/22/2017	03/29/2018	03/29/2018	07/03/2018
Normal or Field Duplicate:			N	N	N	N	N	N	N	FD	N
Chlorobenzene	5	UG/L	100 U	25 U	50 U	2.5 U	6.2 U	6.2 U	2.5 U	2.5 U	50 U
Chloroethane	**5**	UG/L	100 U	25 U	NA	NA	6.2 U	6.2 U	2.5 U	2.5 U	NA
Chloroform	7	UG/L	100 U	25 U	50 U	2.5 U	6.2 U	6.2 U	2.5 U	2.5 U	50 U
Chloromethane	**5**	UG/L	100 U	25 U	NA	NA	6.2 U	6.2 U	2.5 U	2.5 U	NA
Cis-1,2-Dichloroethylene	**5**	UG/L	**1500**	**500**	**1000**	**22**	**290**	**1800**	**140**	**200**	**1800**
Cis-1,3-Dichloropropene	5	UG/L	20 U	5 U	NA	NA	1.2 U	1.2 U	0.5 U	0.5 U	NA
Cymene	5	UG/L	100 U	25 U	NA	NA	6.2 U	6.2 U	2.5 U	2.5 U	NA
Dibromochloromethane	50	UG/L	20 U	5 U	NA	NA	1.2 U	1.2 U	0.5 U	0.5 U	NA
Dibromomethane	5	UG/L	200 U	50 U	NA	NA	12 U	12 U	5 U	5 U	NA
Dichlorodifluoromethane	5	UG/L	200 U	50 U	NA	NA	12 U	12 U	5 U	5 U	NA
Dichloroethylenes	**5**	UG/L	**1500**	**500**	**1000**	**22**	**290**	**1800**	**140**	**200 J**	**1800**
Diethyl Ether (Ethyl Ether)	--	UG/L	100 U	25 U	NA	NA	6.2 U	6.2 U	2.5 U	2.5 U	NA
Ethylbenzene	5	UG/L	100 U	25 U	50 U	2.5 U	6.2 U	6.2 U	2.5 U	2.5 U	50 U
Hexachlorobutadiene	0.5	UG/L	100 U	25 U	NA	NA	6.2 U	6.2 U	2.5 U	2.5 U	NA
Isopropylbenzene (Cumene)	5	UG/L	100 U	25 U	NA	NA	6.2 U	6.2 U	2.5 U	2.5 U	NA
m,p-Xylene	5	UG/L	100 U	25 U	50 U	2.5 U	6.2 U	6.2 U	2.5 U	2.5 U	50 U
Methane	--	UG/L	NA	NA	NA	2830	NA	790	1760	NA	1160
Methyl Ethyl Ketone (2-Butanone)	**50**	UG/L	200 U	50 U	100 U	5 U	12 U	12 U	5 U	5 U	100 U
Methyl Isobutyl Ketone (4-Methyl-2-Pentanone)	--	UG/L	200 U	50 U	NA	NA	12 U	12 U	5 U	5 U	NA
Methylene Chloride	**5**	UG/L	100 U	25 U	50 U	2.5 U	6.2 U	6.2 U	2.5 U	2.5 U	50 U
Naphthalene	10	UG/L	100 U	25 U	NA	NA	6.2 U	6.2 U	2.5 U	2.5 U	NA
N-Butylbenzene	5	UG/L	100 U	25 U	50 U	2.5 U	6.2 U	6.2 U	2.5 U	2.5 U	50 U
N-Propylbenzene	5	UG/L	100 U	25 U	50 U	2.5 U	6.2 U	6.2 U	2.5 U	2.5 U	50 U
O-Xylene (1,2-Dimethylbenzene)	5	UG/L	100 U	25 U	50 U	2.5 U	6.2 U	6.2 U	2.5 U	2.5 U	50 U
Sec-Butylbenzene	5	UG/L	100 U	25 U	50 U	2.5 U	6.2 U	6.2 U	2.5 U	2.5 U	50 U
Styrene	5	UG/L	100 U	25 U	NA	NA	6.2 U	6.2 U	2.5 U	2.5 U	NA
T-Butylbenzene	5	UG/L	100 U	25 U	50 U	2.5 U	6.2 U	6.2 U	2.5 U	2.5 U	50 U
Tert-Butyl Methyl Ether	10	UG/L	100 U	25 U	50 U	2.5 U	6.2 U	6.2 U	2.5 U	2.5 U	50 U
Tetrachloroethylene (PCE)	**5**	UG/L	**25**	4.9 J	4.5 J	0.24 J	2.4	**15**	1.5	2.1	**9.6 J**
Toluene	5	UG/L	100 U	25 U	50 U	2.5 U	6.2 U	6.2 U	2.5 U	2.5 U	50 U
Total, 1,3-Dichloropropene (Cis And Trans)	0.4	UG/L	20 U	5 U	NA	NA	1.2 U	1.2 U	0.5 U	0.5 U	NA
Trans-1,2-Dichloroethene	**5**	UG/L	100 U	25 U	50 U	2.5 U	6.2 U	**6.2**	2.5 U	0.72 J	50 U
Trans-1,3-Dichloropropene	--	UG/L	20 U	5 U	NA	NA	1.2 U	1.2 U	0.5 U	0.5 U	NA
Trans-1,4-Dichloro-2-Butene	5	UG/L	100 U	25 U	NA	NA	6.2 U	6.2 U	2.5 U	2.5 U	NA
Trichloroethylene (TCE)	**5**	UG/L	**44**	**9.8**	**14**	0.58	**5.1**	**39**	2.8	3.6	**22**
Trichlorofluoromethane	5	UG/L	100 U	25 U	NA	NA	6.2 U	6.2 U	2.5 U	2.5 U	NA
Vinyl Acetate	--	UG/L	200 U	50 U	NA	NA	12 U	12 U	5 U	5 U	NA
Vinyl Chloride	**2**	UG/L	**21 J**	**59**	**110**	**3.2**	**18**	**210**	**15**	**21**	**450**
Xylenes	5	UG/L	100 U	25 U	NA	NA	6.2 U	6.2 U	2.5 U	2.5 U	NA

Table 3. Summary of Volatile Organic Compounds in Groundwater, 60-66 Gerry Street, Brooklyn, New York

Parameter	NYSDEC Ambient Water-Quality Guidance Values	Unit	Sample Designation:	MW-22	MW-22	MW-22	MW-22	MW-22	MW-22	MW-22	MW-23	MW-23
			Sample Date:	10/09/2018	01/10/2019	04/04/2019	07/08/2019	10/03/2019	05/28/2020	10/27/2020	04/05/2016	07/20/2016
			Normal or Field Duplicate:	N	N	N	N	N	N	N	N	N
1,1,1,2-Tetrachloroethane	5	UG/L		2.5 U	2.5 U	10 U	2.5 U	NA	NA	NA	50 U	25 U
1,1,1-Trichloroethane (TCA)	5	UG/L		2.5 U	2.5 U	10 U	2.5 U	6.2 U	2.5 U	2.5 U	50 U	25 U
1,1,2,2-Tetrachloroethane	5	UG/L		0.5 U	0.5 U	2 U	0.5 U	NA	NA	NA	10 U	5 U
1,1,2-Trichloroethane	**1**	UG/L		1.5 U	1.5 U	6 U	1.5 U	NA	NA	NA	30 U	15 U
1,1-Dichloroethane	**5**	UG/L		2.5 U	2.5 U	10 U	2.5 U	6.2 U	2.5 U	2.5 U	50 U	25 U
1,1-Dichloroethene	**5**	UG/L		0.5 U	0.5 U	2 U	0.5 U	0.42 J	0.5 U	0.28 J	10 U	5 U
1,1-Dichloropropene	5	UG/L		2.5 U	2.5 U	10 U	2.5 U	NA	NA	NA	50 U	25 U
1,2,3-Trichlorobenzene	5	UG/L		2.5 U	2.5 U	10 U	2.5 U	NA	NA	NA	50 U	25 U
1,2,3-Trichloropropane	0.04	UG/L		2.5 U	2.5 U	10 U	2.5 U	NA	NA	NA	50 U	25 U
1,2,4,5-Tetramethylbenzene	5	UG/L		2 U	2 U	8 U	2 U	NA	NA	NA	40 U	20 U
1,2,4-Trichlorobenzene	5	UG/L		2.5 U	2.5 U	10 U	2.5 U	NA	NA	NA	50 U	25 U
1,2,4-Trimethylbenzene	5	UG/L		2.5 U	2.5 U	10 U	2.5 U	6.2 U	2.5 U	2.5 U	50 U	25 U
1,2-Dibromo-3-Chloropropane	0.04	UG/L		2.5 U	2.5 U	10 U	2.5 U	NA	NA	NA	50 U	25 U
1,2-Dibromoethane (Ethylene Dibromide)	0.0006	UG/L		2 U	2 U	8 U	2 U	NA	NA	NA	40 U	20 U
1,2-Dichlorobenzene	3	UG/L		2.5 U	2.5 U	10 U	2.5 U	6.2 U	2.5 U	2.5 U	50 U	25 U
1,2-Dichloroethane	**0.6**	UG/L		0.5 U	0.5 U	2 U	0.5 U	1.2 U	0.5 U	0.5 U	10 U	5 U
1,2-Dichloropropane	1	UG/L		1 U	1 U	4 U	1 U	NA	NA	NA	20 U	10 U
1,3,5-Trimethylbenzene (Mesitylene)	5	UG/L		2.5 U	2.5 U	10 U	2.5 U	6.2 U	2.5 U	2.5 U	50 U	25 U
1,3-Dichlorobenzene	3	UG/L		2.5 U	2.5 U	10 U	2.5 U	6.2 U	2.5 U	2.5 U	50 U	25 U
1,3-Dichloropropane	5	UG/L		2.5 U	2.5 U	10 U	2.5 U	NA	NA	NA	50 U	25 U
1,4-Dichlorobenzene	3	UG/L		2.5 U	2.5 U	10 U	2.5 U	6.2 U	2.5 U	2.5 U	50 U	25 U
1,4-Diethyl Benzene	--	UG/L		2 U	2 U	8 U	2 U	NA	NA	NA	40 U	20 U
1,4-Dioxane (P-Dioxane)	--	UG/L		250 U	250 U	1000 U	250 U	620 U	250 U	250 U	5000 U	2500 U
2,2-Dichloropropane	5	UG/L		2.5 U	2.5 U	10 U	2.5 U	NA	NA	NA	50 U	25 U
2-Chlorotoluene	5	UG/L		2.5 U	2.5 U	10 U	2.5 U	NA	NA	NA	50 U	25 U
2-Hexanone	50	UG/L		5 U	5 U	20 U	5 U	NA	NA	NA	100 U	50 U
4-Chlorotoluene	5	UG/L		2.5 U	2.5 U	10 U	2.5 U	NA	NA	NA	50 U	25 U
4-Ethyltoluene	--	UG/L		2 U	2 U	8 U	2 U	NA	NA	NA	40 U	20 U
Acetone	**50**	UG/L		2.3 J	5 U	20 U	4.3 J	12 U	5 U	5 U	100 U	50 U
Acrylonitrile	5	UG/L		5 U	5 U	20 U	5 U	NA	NA	NA	100 U	50 U
Benzene	**1**	UG/L		0.22 J	0.9	0.75 J	0.48 J	1.2 U	0.5 U	0.28 J	10 U	5 U
Bromobenzene	5	UG/L		2.5 U	2.5 U	10 U	2.5 U	NA	NA	NA	50 U	25 U
Bromochloromethane	5	UG/L		2.5 U	2.5 U	10 U	2.5 U	NA	NA	NA	50 U	25 U
Bromodichloromethane	50	UG/L		0.5 U	0.5 U	2 U	0.5 U	NA	NA	NA	10 U	5 U
Bromoform	50	UG/L		2 U	2 U	8 U	2 U	NA	NA	NA	40 U	20 U
Bromomethane	**5**	UG/L		2.5 U	2.5 U	10 U	2.5 U	NA	NA	NA	50 U	25 U
Carbon Disulfide	60	UG/L		5 U	5 U	20 U	5 U	NA	NA	NA	100 U	50 U
Carbon Tetrachloride	5	UG/L		0.5 U	0.5 U	2 U	0.5 U	1.2 U	0.5 U	0.5 U	10 U	5 U

Table 3. Summary of Volatile Organic Compounds in Groundwater, 60-66 Gerry Street, Brooklyn, New York

Parameter	NYSDEC Ambient Water-Quality Guidance Values	Unit	MW-22 10/09/2018 N	MW-22 01/10/2019 N	MW-22 04/04/2019 N	MW-22 07/08/2019 N	MW-22 10/03/2019 N	MW-22 05/28/2020 N	MW-22 10/27/2020 N	MW-23 04/05/2016 N	MW-23 07/20/2016 N
Chlorobenzene	5	UG/L	2.5 U	2.5 U	10 U	2.5 U	6.2 U	2.5 U	2.5 U	50 U	25 U
Chloroethane	**5**	UG/L	2.5 U	2.5 U	10 U	2.5 U	NA	NA	NA	50 U	25 U
Chloroform	7	UG/L	2.5 U	2.5 U	10 U	2.5 U	6.2 U	2.5 U	2.5 U	50 U	25 U
Chloromethane	**5**	UG/L	2.5 U	2.5 U	10 U	2.5 U	NA	NA	NA	50 U	25 U
Cis-1,2-Dichloroethylene	**5**	UG/L	**42**	**100**	**450**	4.6	**410**	**72**	**170**	**780**	**850**
Cis-1,3-Dichloropropene	5	UG/L	0.5 U	0.5 U	2 U	0.5 U	NA	NA	NA	10 U	5 U
Cymene	5	UG/L	2.5 U	2.5 U	10 U	2.5 U	NA	NA	NA	50 U	25 U
Dibromochloromethane	50	UG/L	0.5 U	0.5 U	2 U	0.5 U	NA	NA	NA	10 U	5 U
Dibromomethane	5	UG/L	5 U	5 U	20 U	5 U	NA	NA	NA	100 U	50 U
Dichlorodifluoromethane	5	UG/L	5 U	5 U	20 U	5 U	NA	NA	NA	100 U	50 U
Dichloroethylenes	**5**	UG/L	**42**	**100**	**450**	4.6	**410**	**72**	**170**	**780**	**850**
Diethyl Ether (Ethyl Ether)	--	UG/L	2.5 U	2.5 U	10 U	2.5 U	NA	NA	NA	50 U	25 U
Ethylbenzene	5	UG/L	2.5 U	2.5 U	10 U	2.5 U	6.2 U	2.5 U	2.5 U	50 U	25 U
Hexachlorobutadiene	0.5	UG/L	2.5 U	2.5 U	10 U	2.5 U	NA	NA	NA	50 U	25 U
Isopropylbenzene (Cumene)	5	UG/L	0.78 J	2.5 U	10 U	2.5 U	NA	NA	NA	50 U	25 U
m,p-Xylene	5	UG/L	2.5 U	2.5 U	10 U	2.5 U	6.2 U	2.5 U	2.5 U	50 U	25 U
Methane	--	UG/L	1300	2670	NA	NA	NA	NA	NA	NA	NA
Methyl Ethyl Ketone (2-Butanone)	**50**	UG/L	5 U	5 U	20 U	5 U	12 U	5 U	5 U	100 U	50 U
Methyl Isobutyl Ketone (4-Methyl-2-Pentanone)	--	UG/L	5 U	5 U	20 U	5 U	NA	NA	NA	100 U	50 U
Methylene Chloride	**5**	UG/L	2.5 U	2.5 U	10 U	2.5 U	6.2 U	2.5 U	2.5 U	50 U	25 U
Naphthalene	10	UG/L	2.5 U	2.5 U	10 U	0.74 J	NA	NA	NA	50 U	25 U
N-Butylbenzene	5	UG/L	2.5 U	2.5 U	10 U	2.5 U	6.2 U	2.5 U	2.5 U	50 U	25 U
N-Propylbenzene	5	UG/L	2.5 U	2.5 U	10 U	2.5 U	6.2 U	2.5 U	2.5 U	50 U	25 U
O-Xylene (1,2-Dimethylbenzene)	5	UG/L	2.5 U	2.5 U	10 U	2.5 U	6.2 U	2.5 U	2.5 U	50 U	25 U
Sec-Butylbenzene	5	UG/L	2.5 U	2.5 U	10 U	2.5 U	6.2 U	2.5 U	2.5 U	50 U	25 U
Styrene	5	UG/L	2.5 U	2.5 U	10 U	2.5 U	NA	NA	NA	50 U	25 U
T-Butylbenzene	5	UG/L	2.5 U	2.5 U	10 U	2.5 U	6.2 U	2.5 U	2.5 U	50 U	25 U
Tert-Butyl Methyl Ether	10	UG/L	2.5 U	2.5 U	10 U	2.5 U	6.2 U	2.5 U	2.5 U	50 U	25 U
Tetrachloroethylene (PCE)	**5**	UG/L	0.5 U	0.5 U	2.7	0.18 J	1.9	0.65	0.73	**5.4 J**	**6.3**
Toluene	5	UG/L	2.5 U	2.5 U	10 U	2.5 U	6.2 U	2.5 U	2.5 U	50 U	25 U
Total, 1,3-Dichloropropene (Cis And Trans)	0.4	UG/L	0.5 U	0.5 U	2 U	0.5 U	NA	NA	NA	10 U	5 U
Trans-1,2-Dichloroethene	**5**	UG/L	2.5 U	2.5 U	10 U	2.5 U	6.2 U	2.5 U	2.5 U	50 U	25 U
Trans-1,3-Dichloropropene	--	UG/L	0.5 U	0.5 U	2 U	0.5 U	NA	NA	NA	10 U	5 U
Trans-1,4-Dichloro-2-Butene	5	UG/L	2.5 U	2.5 U	10 U	2.5 U	NA	NA	NA	50 U	25 U
Trichloroethylene (TCE)	**5**	UG/L	0.5 U	0.5 U	**5.2**	0.43 J	4.9	1	2.9	**12**	**13**
Trichlorofluoromethane	5	UG/L	2.5 U	2.5 U	10 U	2.5 U	NA	NA	NA	50 U	25 U
Vinyl Acetate	--	UG/L	5 U	5 U	20 U	5 U	NA	NA	NA	100 U	50 U
Vinyl Chloride	**2**	UG/L	**45**	**100**	**73**	2	**62**	**3.7**	**4.7**	**2.3 J**	0.94 J
Xylenes	5	UG/L	2.5 U	2.5 U	10 U	2.5 U	NA	2.5 U	2.5 U	50 U	25 U

Table 3. Summary of Volatile Organic Compounds in Groundwater, 60-66 Gerry Street, Brooklyn, New York

Parameter	NYSDEC Ambient Water-Quality Guidance Values	Unit	Sample Designation:	MW-23	MW-23	MW-23	MW-23	MW-23	MW-23	MW-23	MW-23
			Sample Date:	07/20/2016	10/11/2016	04/27/2017	07/18/2017	11/22/2017	03/30/2018	07/03/2018	10/10/2018	01/10/2019
			Normal or Field Duplicate:	FD	N	N	N	N	N	N	N	N
1,1,1,2-Tetrachloroethane	5	UG/L		25 U	NA	NA	12 U	25 U	25 U	NA	10 U	2.5 U
1,1,1-Trichloroethane (TCA)	5	UG/L		25 U	25 U	25 U	12 U	25 U	25 U	25 U	10 U	2.5 U
1,1,2,2-Tetrachloroethane	5	UG/L		5 U	NA	NA	2.5 U	5 U	5 U	NA	2 U	0.5 U
1,1,2-Trichloroethane	**1**	UG/L		15 U	NA	NA	7.5 U	15 U	15 U	NA	6 U	1.5 U
1,1-Dichloroethane	**5**	UG/L		25 U	25 U	25 U	12 U	25 U	25 U	25 U	10 U	2.5 U
1,1-Dichloroethene	**5**	UG/L		5 U	5 U	5 U	2.5 U	5 U	5 U	5 U	2 U	0.5 U
1,1-Dichloropropene	5	UG/L		25 U	NA	NA	12 U	25 U	25 U	NA	10 U	2.5 U
1,2,3-Trichlorobenzene	5	UG/L		25 U	NA	NA	12 U	25 U	25 U	NA	10 U	2.5 U
1,2,3-Trichloropropane	0.04	UG/L		25 U	NA	NA	12 U	25 U	25 U	NA	10 U	2.5 U
1,2,4,5-Tetramethylbenzene	5	UG/L		20 U	NA	NA	10 U	20 U	20 U	NA	8 U	2 U
1,2,4-Trichlorobenzene	5	UG/L		25 U	NA	NA	12 U	25 U	25 U	NA	10 U	2.5 U
1,2,4-Trimethylbenzene	5	UG/L		25 U	25 U	25 U	12 U	25 U	25 U	25 U	10 U	2.5 U
1,2-Dibromo-3-Chloropropane	0.04	UG/L		25 U	NA	NA	12 U	25 U	25 U	NA	10 U	2.5 U
1,2-Dibromoethane (Ethylene Dibromide)	0.0006	UG/L		20 U	NA	NA	10 U	20 U	20 U	NA	8 U	2 U
1,2-Dichlorobenzene	3	UG/L		25 U	25 U	25 U	12 U	25 U	25 U	25 U	10 U	2.5 U
1,2-Dichloroethane	**0.6**	UG/L		5 U	5 U	5 U	2.5 U	5 U	5 U	5 U	2 U	0.5 U
1,2-Dichloropropane	1	UG/L		10 U	NA	NA	5 U	10 U	10 U	NA	4 U	1 U
1,3,5-Trimethylbenzene (Mesitylene)	5	UG/L		25 U	25 U	25 U	12 U	25 U	25 U	25 U	10 U	2.5 U
1,3-Dichlorobenzene	3	UG/L		25 U	25 U	25 U	12 U	25 U	25 U	25 U	10 U	2.5 U
1,3-Dichloropropane	5	UG/L		25 U	NA	NA	12 U	25 U	25 U	NA	10 U	2.5 U
1,4-Dichlorobenzene	3	UG/L		25 U	25 U	25 U	12 U	25 U	25 U	25 U	10 U	2.5 U
1,4-Diethyl Benzene	--	UG/L		20 U	NA	NA	10 U	20 U	20 U	NA	8 U	2 U
1,4-Dioxane (P-Dioxane)	--	UG/L		2500 U	2500 U	2500 U	1200 U	2500 U	2500 U	2500 U	1000 U	250 U
2,2-Dichloropropane	5	UG/L		25 U	NA	NA	12 U	25 U	25 U	NA	10 U	2.5 U
2-Chlorotoluene	5	UG/L		25 U	NA	NA	12 U	25 U	25 U	NA	10 U	2.5 U
2-Hexanone	50	UG/L		50 U	NA	NA	25 U	50 U	50 U	NA	20 U	5 U
4-Chlorotoluene	5	UG/L		25 U	NA	NA	12 U	25 U	25 U	NA	10 U	2.5 U
4-Ethyltoluene	--	UG/L		20 U	NA	NA	10 U	20 U	20 U	NA	8 U	2 U
Acetone	**50**	UG/L		50 U	50 U	50 U	25 U	50 U	50 U	50 U	20 U	5 U
Acrylonitrile	5	UG/L		50 U	NA	NA	25 U	50 U	50 U	NA	20 U	5 U
Benzene	**1**	UG/L		5 U	5 U	5 U	2.5 U	5 U	5 U	5 U	2 U	0.5 U
Bromobenzene	5	UG/L		25 U	NA	NA	12 U	25 U	25 U	NA	10 U	2.5 U
Bromochloromethane	5	UG/L		25 U	NA	NA	12 U	25 U	25 U	NA	10 U	2.5 U
Bromodichloromethane	50	UG/L		5 U	NA	NA	2.5 U	5 U	5 U	NA	2 U	0.5 U
Bromoform	50	UG/L		20 U	NA	NA	10 U	20 U	20 U	NA	8 U	2 U
Bromomethane	**5**	UG/L		25 U	NA	NA	12 U	25 U	25 U	NA	10 U	2.5 U
Carbon Disulfide	60	UG/L		50 U	NA	NA	25 U	50 U	50 U	NA	20 U	5 U
Carbon Tetrachloride	5	UG/L		5 U	5 U	5 U	2.5 U	5 U	5 U	5 U	2 U	0.5 U

Table 3. Summary of Volatile Organic Compounds in Groundwater, 60-66 Gerry Street, Brooklyn, New York

	Sample Designation:		MW-23	MW-23	MW-23	MW-23	MW-23	MW-23	MW-23	MW-23	MW-23
	Sample Date:		07/20/2016	10/11/2016	04/27/2017	07/18/2017	11/22/2017	03/30/2018	07/03/2018	10/10/2018	01/10/2019
	Normal or Field Duplicate:		FD	N	N	N	N	N	N	N	N
Parameter	NYSDEC Ambient Water-Quality Guidance Values	Unit									
Chlorobenzene	5	UG/L	25 U	25 U	25 U	12 U	25 U	25 U	25 U	10 U	2.5 U
Chloroethane	**5**	UG/L	25 U	NA	NA	12 U	25 U	25 U	NA	10 U	2.5 U
Chloroform	7	UG/L	25 U	25 U	25 U	12 U	25 U	25 U	25 U	10 U	2.5 U
Chloromethane	**5**	UG/L	25 U	NA	NA	12 U	25 U	25 U	NA	10 U	2.5 U
Cis-1,2-Dichloroethylene	**5**	UG/L	**890**	**1200**	**600**	**530**	**700**	**840**	**820**	**430**	**56**
Cis-1,3-Dichloropropene	5	UG/L	5 U	NA	NA	2.5 U	5 U	5 U	NA	2 U	0.5 U
Cymene	5	UG/L	25 U	NA	NA	12 U	25 U	25 U	NA	10 U	2.5 U
Dibromochloromethane	50	UG/L	5 U	NA	NA	2.5 U	5 U	5 U	NA	2 U	0.5 U
Dibromomethane	5	UG/L	50 U	NA	NA	25 U	50 U	50 U	NA	20 U	5 U
Dichlorodifluoromethane	5	UG/L	50 U	NA	NA	25 U	50 U	50 U	NA	20 U	5 U
Dichloroethylenes	**5**	UG/L	**890**	**1200**	**600**	**530**	**700**	**840**	**820**	**430**	**56**
Diethyl Ether (Ethyl Ether)	--	UG/L	25 U	NA	NA	12 U	25 U	25 U	NA	10 U	2.5 U
Ethylbenzene	5	UG/L	25 U	25 U	25 U	12 U	25 U	25 U	25 U	10 U	2.5 U
Hexachlorobutadiene	0.5	UG/L	25 U	NA	NA	12 U	25 U	25 U	NA	10 U	2.5 U
Isopropylbenzene (Cumene)	5	UG/L	25 U	NA	NA	12 U	25 U	25 U	NA	10 U	2.5 U
m,p-Xylene	5	UG/L	25 U	25 U	25 U	12 U	25 U	25 U	25 U	10 U	2.5 U
Methane	--	UG/L	NA	NA	104	NA	114	88.9	102	192	24
Methyl Ethyl Ketone (2-Butanone)	**50**	UG/L	50 U	50 U	50 U	25 U	50 U	50 U	50 U	20 U	5 U
Methyl Isobutyl Ketone (4-Methyl-2-Pentanone)	--	UG/L	50 U	NA	NA	25 U	50 U	50 U	NA	20 U	5 U
Methylene Chloride	**5**	UG/L	25 U	25 U	25 U	12 U	25 U	25 U	25 U	10 U	2.5 U
Naphthalene	10	UG/L	25 U	NA	NA	12 U	25 U	25 U	NA	10 U	2.5 U
N-Butylbenzene	5	UG/L	25 U	25 U	25 U	12 U	25 U	25 U	25 U	10 U	2.5 U
N-Propylbenzene	5	UG/L	25 U	25 U	25 U	12 U	25 U	25 U	25 U	10 U	2.5 U
O-Xylene (1,2-Dimethylbenzene)	5	UG/L	25 U	25 U	25 U	12 U	25 U	25 U	25 U	10 U	2.5 U
Sec-Butylbenzene	5	UG/L	25 U	25 U	25 U	12 U	25 U	25 U	25 U	10 U	2.5 U
Styrene	5	UG/L	25 U	NA	NA	12 U	25 U	25 U	NA	10 U	2.5 U
T-Butylbenzene	5	UG/L	25 U	25 U	25 U	12 U	25 U	25 U	25 U	10 U	2.5 U
Tert-Butyl Methyl Ether	10	UG/L	25 U	25 U	25 U	4 J	25 U	25 U	25 U	4.2 J	1.7 J
Tetrachloroethylene (PCE)	**5**	UG/L	**6.3**	**8.4**	5	4	4.2 J	3.9 J	2.5 J	1.4 J	0.36 J
Toluene	5	UG/L	25 U	25 U	25 U	12 U	25 U	25 U	25 U	10 U	2.5 U
Total, 1,3-Dichloropropene (Cis And Trans)	0.4	UG/L	5 U	NA	NA	2.5 U	5 U	5 U	NA	2 U	0.5 U
Trans-1,2-Dichloroethene	**5**	UG/L	25 U	25 U	25 U	12 U	25 U	25 U	25 U	10 U	2.5 U
Trans-1,3-Dichloropropene	--	UG/L	5 U	NA	NA	2.5 U	5 U	5 U	NA	2 U	0.5 U
Trans-1,4-Dichloro-2-Butene	5	UG/L	25 U	NA	NA	12 U	25 U	25 U	NA	10 U	2.5 U
Trichloroethylene (TCE)	**5**	UG/L	**13**	**17**	**8.4**	**6.4**	**8.6**	**5.6**	**5.2**	2.7	0.71
Trichlorofluoromethane	5	UG/L	25 U	NA	NA	12 U	25 U	25 U	NA	10 U	2.5 U
Vinyl Acetate	--	UG/L	50 U	NA	NA	25 U	50 U	50 U	NA	20 U	5 U
Vinyl Chloride	**2**	UG/L	0.93 J	**2.3 J**	**4.1 J**	1.8 J	**5.5 J**	**10**	**4.4 J**	**8.5**	0.57 J
Xylenes	5	UG/L	25 U	NA	NA	12 U	25 U	25 U	NA	10 U	2.5 U

Table 3. Summary of Volatile Organic Compounds in Groundwater, 60-66 Gerry Street, Brooklyn, New York

	Sample Designation:		MW-23	MW-23	MW-23	MW-23	MW-23	MW-23	MW-23	MW-23	MW-23
	Sample Date:		04/04/2019	07/09/2019	10/03/2019	05/28/2020	10/27/2020	01/26/2021	04/28/2021	10/27/2021	01/26/2022
	Normal or Field Duplicate:		N	N	N	N	N	N	N	N	N
Parameter	NYSDEC Ambient Water-Quality Guidance Values	Unit									
1,1,1,2-Tetrachloroethane	5	UG/L	2.5 U	5 U	NA	NA	NA	NA	NA	NA	NA
1,1,1-Trichloroethane (TCA)	5	UG/L	2.5 U	5 U	5 U	2.5 U	25 U	12 U	25 U	2.5 U	2.5 U
1,1,2,2-Tetrachloroethane	5	UG/L	0.5 U	1 U	NA	NA	NA	NA	NA	NA	NA
1,1,2-Trichloroethane	**1**	UG/L	1.5 U	3 U	NA	NA	NA	NA	NA	NA	NA
1,1-Dichloroethane	**5**	UG/L	2.5 U	5 U	5 U	2.5 U	25 U	12 U	25 U	2.5 U	2.5 U
1,1-Dichloroethene	**5**	UG/L	0.5 U	1 U	1 U	0.26 J	5 U	1.2 J	5 U	0.5 U	0.5 U
1,1-Dichloropropene	5	UG/L	2.5 U	5 U	NA	NA	NA	NA	NA	NA	NA
1,2,3-Trichlorobenzene	5	UG/L	2.5 U	5 U	NA	NA	NA	NA	NA	NA	NA
1,2,3-Trichloropropane	0.04	UG/L	2.5 U	5 U	NA	NA	NA	NA	NA	NA	NA
1,2,4,5-Tetramethylbenzene	5	UG/L	2 U	4 U	NA	NA	NA	NA	NA	NA	NA
1,2,4-Trichlorobenzene	5	UG/L	2.5 U	5 U	NA	NA	NA	NA	NA	NA	NA
1,2,4-Trimethylbenzene	5	UG/L	2.5 U	5 U	5 U	2.5 U	25 U	12 U	25 U	2.5 U	2.5 U
1,2-Dibromo-3-Chloropropane	0.04	UG/L	2.5 U	5 U	NA	NA	NA	NA	NA	NA	NA
1,2-Dibromoethane (Ethylene Dibromide)	0.0006	UG/L	2 U	4 U	NA	NA	NA	NA	NA	NA	NA
1,2-Dichlorobenzene	3	UG/L	2.5 U	5 U	5 U	2.5 U	25 U	12 U	25 U	2.5 U	2.5 U
1,2-Dichloroethane	**0.6**	UG/L	0.5 U	1 U	1 U	0.5 U	5 U	2.5 U	5 U	0.5 U	0.5 U
1,2-Dichloropropane	1	UG/L	1 U	2 U	NA	NA	NA	NA	NA	NA	NA
1,3,5-Trimethylbenzene (Mesitylene)	5	UG/L	2.5 U	5 U	5 U	2.5 U	25 U	12 U	25 U	2.5 U	2.5 U
1,3-Dichlorobenzene	3	UG/L	2.5 U	5 U	5 U	2.5 U	25 U	12 U	25 U	2.5 U	2.5 U
1,3-Dichloropropane	5	UG/L	2.5 U	5 U	NA	NA	NA	NA	NA	NA	NA
1,4-Dichlorobenzene	3	UG/L	2.5 U	5 U	5 U	2.5 U	25 U	12 U	25 U	2.5 U	2.5 U
1,4-Diethyl Benzene	--	UG/L	2 U	4 U	NA	NA	NA	NA	NA	NA	NA
1,4-Dioxane (P-Dioxane)	--	UG/L	250 U	500 U	500 U	250 U	2500 U	1200 U	2500 U	250 U	250 U
2,2-Dichloropropane	5	UG/L	2.5 U	5 U	NA	NA	NA	NA	NA	NA	NA
2-Chlorotoluene	5	UG/L	2.5 U	5 U	NA	NA	NA	NA	NA	NA	NA
2-Hexanone	50	UG/L	5 U	10 U	NA	NA	NA	NA	NA	NA	NA
4-Chlorotoluene	5	UG/L	2.5 U	5 U	NA	NA	NA	NA	NA	NA	NA
4-Ethyltoluene	--	UG/L	2 U	4 U	NA	NA	NA	NA	NA	NA	NA
Acetone	**50**	UG/L	5 U	7 J	10 U	1.6 J	50 U	25 U	50 U	6.1	5 U
Acrylonitrile	5	UG/L	5 U	10 U	NA	NA	NA	NA	NA	NA	NA
Benzene	**1**	UG/L	0.5 U	1 U	1 U	0.5 U	5 U	2.5 U	5 U	1	0.38 J
Bromobenzene	5	UG/L	2.5 U	5 U	NA	NA	NA	NA	NA	NA	NA
Bromochloromethane	5	UG/L	2.5 U	5 U	NA	NA	NA	NA	NA	NA	NA
Bromodichloromethane	50	UG/L	0.5 U	1 U	NA	NA	NA	NA	NA	NA	NA
Bromoform	50	UG/L	2 U	4 U	NA	NA	NA	NA	NA	NA	NA
Bromomethane	**5**	UG/L	2.5 U	5 U	NA	NA	NA	NA	NA	NA	NA
Carbon Disulfide	60	UG/L	5 U	10 U	NA	NA	NA	NA	NA	NA	NA
Carbon Tetrachloride	5	UG/L	0.5 U	1 U	1 U	0.5 U	5 U	2.5 U	5 U	0.5 U	0.5 U

Table 3. Summary of Volatile Organic Compounds in Groundwater, 60-66 Gerry Street, Brooklyn, New York

Parameter	NYSDEC Ambient Water-Quality Guidance Values	Unit	Sample Designation:	MW-23	MW-23	MW-23	MW-23	MW-23	MW-23	MW-23	MW-23	MW-23
			Sample Date:	04/04/2019	07/09/2019	10/03/2019	05/28/2020	10/27/2020	01/26/2021	04/28/2021	10/27/2021	01/26/2022
			Normal or Field Duplicate:	N	N	N	N	N	N	N	N	N
Chlorobenzene	5	UG/L		2.5 U	5 U	5 U	2.5 U	25 U	12 U	25 U	2.5 U	2.5 U
Chloroethane	**5**	UG/L		2.5 U	5 U	NA	NA	NA	NA	NA	NA	NA
Chloroform	7	UG/L		2.5 U	5 U	5 U	2.5 U	25 U	12 U	25 U	2.5 U	2.5 U
Chloromethane	**5**	UG/L		2.5 U	5 U	NA	NA	NA	NA	NA	NA	NA
Cis-1,2-Dichloroethylene	**5**	UG/L		**92**	**180**	**240**	**200**	**990**	**890**	**1300**	**17**	**5.7**
Cis-1,3-Dichloropropene	5	UG/L		0.5 U	1 U	NA	NA	NA	NA	NA	NA	NA
Cymene	5	UG/L		2.5 U	5 U	NA	NA	NA	NA	NA	NA	NA
Dibromochloromethane	50	UG/L		0.5 U	1 U	NA	NA	NA	NA	NA	NA	NA
Dibromomethane	5	UG/L		5 U	10 U	NA	NA	NA	NA	NA	NA	NA
Dichlorodifluoromethane	5	UG/L		5 U	10 U	NA	NA	NA	NA	NA	NA	NA
Dichloroethylenes	**5**	UG/L		**92**	**180**	**240**	NA	**990**	**890**	**1300**	**17**	**5.7**
Diethyl Ether (Ethyl Ether)	--	UG/L		2.5 U	5 U	NA	NA	NA	NA	NA	NA	NA
Ethylbenzene	5	UG/L		2.5 U	5 U	5 U	2.5 U	25 U	12 U	25 U	1.2 J	2.5 U
Hexachlorobutadiene	0.5	UG/L		2.5 U	5 U	NA	NA	NA	NA	NA	NA	NA
Isopropylbenzene (Cumene)	5	UG/L		2.5 U	5 U	NA	NA	NA	NA	NA	NA	NA
m,p-Xylene	5	UG/L		2.5 U	5 U	5 U	2.5 U	25 U	12 U	25 U	2.5 U	2.5 U
Methane	--	UG/L		NA	NA	NA	NA	NA	100	NA	252	NA
Methyl Ethyl Ketone (2-Butanone)	**50**	UG/L		5 U	10 U	10 U	5 U	50 U	25 U	50 U	5 U	5 U
Methyl Isobutyl Ketone (4-Methyl-2-Pentanone)	--	UG/L		5 U	10 U	NA	NA	NA	NA	NA	NA	NA
Methylene Chloride	**5**	UG/L		2.5 U	5 U	5 U	2.5 U	25 U	12 U	25 U	2.5 U	2.5 U
Naphthalene	10	UG/L		2.5 U	5 U	NA	NA	NA	NA	NA	NA	NA
N-Butylbenzene	5	UG/L		2.5 U	5 U	5 U	2.5 U	25 U	12 U	25 U	0.78 J	2.5 U
N-Propylbenzene	5	UG/L		2.5 U	5 U	5 U	2.5 U	25 U	12 U	25 U	1.8 J	2.5 U
O-Xylene (1,2-Dimethylbenzene)	5	UG/L		2.5 U	5 U	5 U	2.5 U	25 U	12 U	25 U	2.5 U	2.5 U
Sec-Butylbenzene	5	UG/L		2.5 U	5 U	5 U	2.5 U	25 U	12 U	25 U	2.5 U	2.5 U
Styrene	5	UG/L		2.5 U	5 U	NA	NA	NA	NA	NA	NA	NA
T-Butylbenzene	5	UG/L		2.5 U	5 U	5 U	2.5 U	25 U	12 U	25 U	2.5 U	2.5 U
Tert-Butyl Methyl Ether	10	UG/L		1.6 J	2.1 J	2.2 J	2.8	25 U	12 U	25 U	2.5 U	2.5 U
Tetrachloroethylene (PCE)	**5**	UG/L		0.59	0.9 J	0.93 J	1.3	**6.2**	**8.2**	**7.6**	0.34 J	0.28 J
Toluene	5	UG/L		2.5 U	5 U	5 U	2.5 U	25 U	12 U	25 U	2.5 U	2.5 U
Total, 1,3-Dichloropropene (Cis And Trans)	0.4	UG/L		0.5 U	1 U	NA	NA	NA	NA	NA	NA	NA
Trans-1,2-Dichloroethene	**5**	UG/L		2.5 U	5 U	5 U	2.5 U	25 U	12 U	25 U	2.5 U	2.5 U
Trans-1,3-Dichloropropene	--	UG/L		0.5 U	1 U	NA	NA	NA	NA	NA	NA	NA
Trans-1,4-Dichloro-2-Butene	5	UG/L		2.5 U	5 U	NA	NA	NA	NA	NA	NA	NA
Trichloroethylene (TCE)	**5**	UG/L		1	1.5	1.7	2.2	**13**	**11**	**11**	1.1	0.25 J
Trichlorofluoromethane	5	UG/L		2.5 U	5 U	NA	NA	NA	NA	NA	NA	NA
Vinyl Acetate	--	UG/L		5 U	10 U	NA	NA	NA	NA	NA	NA	NA
Vinyl Chloride	**2**	UG/L		0.6 J	0.93 J	**6.6**	**5.7**	**4 J**	**5.2**	1.9 J	0.19 J	0.2 J
Xylenes	5	UG/L		2.5 U	5 U	NA	2.5 U	25 U	12 U	25 U	2.5 U	2.5 U

Table 3. Summary of Volatile Organic Compounds in Groundwater, 60-66 Gerry Street, Brooklyn, New York

Parameter	NYSDEC Ambient Water-Quality Guidance Values	Unit	Sample Designation:	MW-23	MW-24I	MW-24I	MW-24I	MW-24I	MW-24I	MW-24I	MW-24I	MW-24I
			Sample Date:	04/29/2022	04/27/2017	04/27/2017	07/18/2017	07/18/2017	11/27/2017	03/29/2018	04/26/2018	06/01/2018
			Normal or Field Duplicate:	N	N	FD	N	FD	N	N	N	N
1,1,1,2-Tetrachloroethane	5	UG/L		NA	NA	NA	250 U	620 U	100 U	2.5 U	2.5 U	2.5 U
1,1,1-Trichloroethane (TCA)	5	UG/L		2.5 U	120 U	250 U	250 U	620 U	100 U	2.5 U	2.5 U	2.5 U
1,1,2,2-Tetrachloroethane	5	UG/L		NA	NA	NA	50 U	120 U	20 U	0.5 U	0.5 U	0.5 U
1,1,2-Trichloroethane	**1**	UG/L		NA	NA	NA	150 U	380 U	60 U	1.5 U	1.5 U	1.5 U
1,1-Dichloroethane	**5**	UG/L		2.5 U	120 U	250 U	250 U	620 U	100 U	2.5 U	2.5 U	2.5 U
1,1-Dichloroethene	**5**	UG/L		0.5 U	25 U	**18 J**	**22 J**	**63 J**	**8.6 J**	0.5 U	0.5 U	0.5 U
1,1-Dichloropropene	5	UG/L		NA	NA	NA	250 U	620 U	100 U	2.5 U	2.5 U	2.5 U
1,2,3-Trichlorobenzene	5	UG/L		NA	NA	NA	250 U	620 U	100 U	2.5 U	2.5 U	2.5 U
1,2,3-Trichloropropane	0.04	UG/L		NA	NA	NA	250 U	620 U	100 U	2.5 U	2.5 U	2.5 U
1,2,4,5-Tetramethylbenzene	5	UG/L		NA	NA	NA	200 U	500 U	80 U	2 U	2 U	2 U
1,2,4-Trichlorobenzene	5	UG/L		NA	NA	NA	250 U	620 U	100 U	2.5 U	2.5 U	2.5 U
1,2,4-Trimethylbenzene	5	UG/L		2.5 U	120 U	250 U	250 U	620 U	100 U	2.5 U	2.5 U	2.5 U
1,2-Dibromo-3-Chloropropane	0.04	UG/L		NA	NA	NA	250 U	620 U	100 U	2.5 U	2.5 U	2.5 U
1,2-Dibromoethane (Ethylene Dibromide)	0.0006	UG/L		NA	NA	NA	200 U	500 U	80 U	2 U	2 U	2 U
1,2-Dichlorobenzene	3	UG/L		2.5 U	120 U	250 U	250 U	620 U	100 U	2.5 U	2.5 U	2.5 U
1,2-Dichloroethane	**0.6**	UG/L		0.5 U	25 U	50 U	50 U	120 U	20 U	0.5 U	0.5 U	0.5 U
1,2-Dichloropropane	1	UG/L		NA	NA	NA	100 U	250 U	40 U	1 U	1 U	1 U
1,3,5-Trimethylbenzene (Mesitylene)	5	UG/L		2.5 U	120 U	250 U	250 U	620 U	100 U	2.5 U	2.5 U	2.5 U
1,3-Dichlorobenzene	3	UG/L		2.5 U	120 U	250 U	250 U	620 U	100 U	2.5 U	2.5 U	2.5 U
1,3-Dichloropropane	5	UG/L		NA	NA	NA	250 U	620 U	100 U	2.5 U	2.5 U	2.5 U
1,4-Dichlorobenzene	3	UG/L		2.5 U	120 U	250 U	250 U	620 U	100 U	2.5 U	2.5 U	2.5 U
1,4-Diethyl Benzene	--	UG/L		NA	NA	NA	200 U	500 U	80 U	2 U	2 U	2 U
1,4-Dioxane (P-Dioxane)	--	UG/L		250 U	12000 U	25000 U	25000 U	62000 U	10000 U	250 U	250 U	250 U
2,2-Dichloropropane	5	UG/L		NA	NA	NA	250 U	620 U	100 U	2.5 U	2.5 U	2.5 U
2-Chlorotoluene	5	UG/L		NA	NA	NA	250 U	620 U	100 U	2.5 U	2.5 U	2.5 U
2-Hexanone	50	UG/L		NA	NA	NA	500 U	1200 U	200 U	5 U	5 U	5 U
4-Chlorotoluene	5	UG/L		NA	NA	NA	250 U	620 U	100 U	2.5 U	2.5 U	2.5 U
4-Ethyltoluene	--	UG/L		NA	NA	NA	200 U	500 U	80 U	2 U	2 U	2 U
Acetone	**50**	UG/L		5 U	250 U	500 U	500 U	1200 U	200 U	13	5 U	5 U
Acrylonitrile	5	UG/L		NA	NA	NA	500 U	1200 U	200 U	5 U	5 U	5 U
Benzene	**1**	UG/L		0.5 U	25 U	50 U	50 U	120 U	20 U	0.5 U	0.5 U	0.5 U
Bromobenzene	5	UG/L		NA	NA	NA	250 U	620 U	100 U	2.5 U	2.5 U	2.5 U
Bromochloromethane	5	UG/L		NA	NA	NA	250 U	620 U	100 U	2.5 U	2.5 U	2.5 U
Bromodichloromethane	50	UG/L		NA	NA	NA	50 U	120 U	20 U	0.5 U	0.5 U	0.5 U
Bromoform	50	UG/L		NA	NA	NA	200 U	500 U	80 U	2 U	2 U	2 U
Bromomethane	**5**	UG/L		NA	NA	NA	250 U	620 U	100 U	2.5 U	2.5 U	2.5 U
Carbon Disulfide	60	UG/L		NA	NA	NA	500 U	1200 U	200 U	5 U	5 U	5 U
Carbon Tetrachloride	5	UG/L		0.5 U	25 U	50 U	50 U	120 U	20 U	0.5 U	0.5 U	0.5 U

Table 3. Summary of Volatile Organic Compounds in Groundwater, 60-66 Gerry Street, Brooklyn, New York

Parameter	NYSDEC Ambient Water-Quality Guidance Values	Unit	Sample Designation:	MW-23	MW-24I	MW-24I	MW-24I	MW-24I	MW-24I	MW-24I	MW-24I	MW-24I
			Sample Date:	04/29/2022	04/27/2017	04/27/2017	07/18/2017	07/18/2017	11/27/2017	03/29/2018	04/26/2018	06/01/2018
			Normal or Field Duplicate:	N	N	FD	N	FD	N	N	N	N
Chlorobenzene	5	UG/L		2.5 U	120 U	250 U	250 U	620 U	100 U	2.5 U	2.5 U	2.5 U
Chloroethane	**5**	UG/L		NA	NA	NA	250 U	620 U	100 U	2.5 U	2.5 U	0.92 J
Chloroform	7	UG/L		2.5 U	120 U	250 U	250 U	620 U	100 U	2.5 U	2.5 U	2.5 U
Chloromethane	**5**	UG/L		NA	NA	NA	250 U	620 U	100 U	2.5 U	2.5 U	2.5 U
Cis-1,2-Dichloroethylene	**5**	UG/L		1.6 J	**3700**	**7400**	**13000**	**36000**	**4400**	**31**	**32**	**16**
Cis-1,3-Dichloropropene	5	UG/L		NA	NA	NA	50 U	120 U	20 U	0.5 U	0.5 U	0.5 U
Cymene	5	UG/L		NA	NA	NA	250 U	620 U	100 U	2.5 U	2.5 U	2.5 U
Dibromochloromethane	50	UG/L		NA	NA	NA	50 U	120 U	20 U	0.5 U	0.5 U	0.5 U
Dibromomethane	5	UG/L		NA	NA	NA	500 U	1200 U	200 U	5 U	5 U	5 U
Dichlorodifluoromethane	5	UG/L		NA	NA	NA	500 U	1200 U	200 U	5 U	5 U	5 U
Dichloroethylenes	**5**	UG/L		1.6 J	**3700**	**7400**	**13000**	**36000**	**4400**	**31**	**32**	**16**
Diethyl Ether (Ethyl Ether)	--	UG/L		NA	NA	NA	250 U	620 U	100 U	2.5 U	2.5 U	2.5 U
Ethylbenzene	5	UG/L		2.5 U	120 U	250 U	250 U	620 U	100 U	2.5 U	2.5 U	2.5 U
Hexachlorobutadiene	0.5	UG/L		NA	NA	NA	250 U	620 U	100 U	2.5 U	2.5 U	2.5 U
Isopropylbenzene (Cumene)	5	UG/L		NA	NA	NA	250 U	620 U	100 U	2.5 U	2.5 U	2.5 U
m,p-Xylene	5	UG/L		2.5 U	120 U	250 U	250 U	620 U	100 U	2.5 U	2.5 U	2.5 U
Methane	--	UG/L		2.07	192	261	NA	NA	194	345	NA	NA
Methyl Ethyl Ketone (2-Butanone)	**50**	UG/L		5 U	250 U	500 U	500 U	1200 U	200 U	22	5 U	5 U
Methyl Isobutyl Ketone (4-Methyl-2-Pentanone)	--	UG/L		NA	NA	NA	500 U	1200 U	200 U	5 U	5 U	5 U
Methylene Chloride	**5**	UG/L		2.5 U	120 U	250 U	250 U	620 U	100 U	2.5 U	2.5 U	2.5 U
Naphthalene	10	UG/L		NA	NA	NA	250 U	620 U	100 U	2.5 U	2.5 U	2.5 U
N-Butylbenzene	5	UG/L		2.5 U	120 U	250 U	250 U	620 U	100 U	2.5 U	2.5 U	2.5 U
N-Propylbenzene	5	UG/L		2.5 U	120 U	250 U	250 U	620 U	100 U	2.5 U	2.5 U	2.5 U
O-Xylene (1,2-Dimethylbenzene)	5	UG/L		2.5 U	120 U	250 U	250 U	620 U	100 U	2.5 U	2.5 U	2.5 U
Sec-Butylbenzene	5	UG/L		2.5 U	120 U	250 U	250 U	620 U	100 U	2.5 U	2.5 U	2.5 U
Styrene	5	UG/L		NA	NA	NA	250 U	620 U	100 U	2.5 U	2.5 U	2.5 U
T-Butylbenzene	5	UG/L		2.5 U	120 U	250 U	250 U	620 U	100 U	2.5 U	2.5 U	2.5 U
Tert-Butyl Methyl Ether	10	UG/L		2.5 U	120 U	250 U	250 U	620 U	100 U	2.5 U	2.5 U	2.5 U
Tetrachloroethylene (PCE)	**5**	UG/L		0.31 J	25 U	50 U	50 U	**900**	20 U	0.5 U	0.5 U	0.5 U
Toluene	5	UG/L		2.5 U	120 U	250 U	250 U	620 U	100 U	2.5 U	2.5 U	2.5 U
Total, 1,3-Dichloropropene (Cis And Trans)	0.4	UG/L		NA	NA	NA	50 U	120 U	20 U	0.5 U	0.5 U	0.5 U
Trans-1,2-Dichloroethene	**5**	UG/L		2.5 U	120 U	250 U	250 U	620 U	100 U	2.5 U	2.5 U	2.5 U
Trans-1,3-Dichloropropene	--	UG/L		NA	NA	NA	50 U	120 U	20 U	0.5 U	0.5 U	0.5 U
Trans-1,4-Dichloro-2-Butene	5	UG/L		NA	NA	NA	250 U	620 U	100 U	2.5 U	2.5 U	2.5 U
Trichloroethylene (TCE)	**5**	UG/L		0.26 J	**14 J**	**30 J**	50 U	**240**	**19 J**	0.5 U	0.5 U	0.5 U
Trichlorofluoromethane	5	UG/L		NA	NA	NA	250 U	620 U	100 U	2.5 U	2.5 U	2.5 U
Vinyl Acetate	--	UG/L		NA	NA	NA	500 U	1200 U	200 U	5 U	5 U	5 U
Vinyl Chloride	**2**	UG/L		1 U	**2500**	**2300**	**4300**	**3400**	**1600**	**120**	**120**	**130**
Xylenes	5	UG/L		2.5 U	NA	NA	250 U	620 U	100 U	2.5 U	2.5 U	2.5 U

Table 3. Summary of Volatile Organic Compounds in Groundwater, 60-66 Gerry Street, Brooklyn, New York

Parameter	NYSDEC Ambient Water-Quality Guidance Values	Unit	Sample Designation:	MW-24I	MW-24I	MW-24I	MW-24I	MW-24I	MW-24I	MW-24I	MW-24I	MW-24I
			Sample Date:	07/02/2018	10/09/2018	01/11/2019	04/05/2019	05/29/2020	10/28/2020	01/25/2021	04/28/2021	10/28/2021
			Normal or Field Duplicate:	N	N	N	N	N	N	N	N	N
1,1,1,2-Tetrachloroethane	5	UG/L		NA	25 U	2.5 U	25 U	NA	NA	NA	NA	NA
1,1,1-Trichloroethane (TCA)	5	UG/L		2.5 U	25 U	2.5 U	25 U	2.5 U	25 U	120 U	2.5 U	2.5 U
1,1,2,2-Tetrachloroethane	5	UG/L		NA	5 U	0.5 U	5 U	NA	NA	NA	NA	NA
1,1,2-Trichloroethane	**1**	UG/L		NA	15 U	1.5 U	15 U	NA	NA	NA	NA	NA
1,1-Dichloroethane	**5**	UG/L		2.5 U	25 U	2.5 U	25 U	2.5 U	25 U	120 U	2.5 U	2.5 U
1,1-Dichloroethene	**5**	UG/L		0.5 U	5 U	0.5 U	5 U	0.5 U	5 U	25 U	0.5 U	0.5 U
1,1-Dichloropropene	5	UG/L		NA	25 U	2.5 U	25 U	NA	NA	NA	NA	NA
1,2,3-Trichlorobenzene	5	UG/L		NA	25 U	2.5 U	25 U	NA	NA	NA	NA	NA
1,2,3-Trichloropropane	0.04	UG/L		NA	25 U	2.5 U	25 U	NA	NA	NA	NA	NA
1,2,4,5-Tetramethylbenzene	5	UG/L		NA	20 U	2 U	20 U	NA	NA	NA	NA	NA
1,2,4-Trichlorobenzene	5	UG/L		NA	25 U	2.5 U	25 U	NA	NA	NA	NA	NA
1,2,4-Trimethylbenzene	5	UG/L		2.5 U	25 U	2.5 U	25 U	2.5 U	25 U	120 U	2.5 U	2.5 U
1,2-Dibromo-3-Chloropropane	0.04	UG/L		NA	25 U	2.5 U	25 U	NA	NA	NA	NA	NA
1,2-Dibromoethane (Ethylene Dibromide)	0.0006	UG/L		NA	20 U	2 U	20 U	NA	NA	NA	NA	NA
1,2-Dichlorobenzene	3	UG/L		2.5 U	25 U	2.5 U	25 U	2.5 U	25 U	120 U	2.5 U	2.5 U
1,2-Dichloroethane	**0.6**	UG/L		0.5 U	5 U	0.5 U	**1.3 J**	0.5 U	5 U	25 U	0.5 U	0.5 U
1,2-Dichloropropane	1	UG/L		NA	10 U	1 U	10 U	NA	NA	NA	NA	NA
1,3,5-Trimethylbenzene (Mesitylene)	5	UG/L		2.5 U	25 U	2.5 U	25 U	2.5 U	25 U	120 U	2.5 U	2.5 U
1,3-Dichlorobenzene	3	UG/L		2.5 U	25 U	2.5 U	25 U	2.5 U	25 U	120 U	2.5 U	2.5 U
1,3-Dichloropropane	5	UG/L		NA	25 U	2.5 U	25 U	NA	NA	NA	NA	NA
1,4-Dichlorobenzene	3	UG/L		2.5 U	25 U	2.5 U	25 U	2.5 U	25 U	120 U	2.5 U	2.5 U
1,4-Diethyl Benzene	--	UG/L		NA	20 U	2 U	20 U	NA	NA	NA	NA	NA
1,4-Dioxane (P-Dioxane)	--	UG/L		250 U	2500 U	250 U	2500 U	250 U	2500 U	12000 U	250 U	250 U
2,2-Dichloropropane	5	UG/L		NA	25 U	2.5 U	25 U	NA	NA	NA	NA	NA
2-Chlorotoluene	5	UG/L		NA	25 U	2.5 U	25 U	NA	NA	NA	NA	NA
2-Hexanone	50	UG/L		NA	50 U	5 U	50 U	NA	NA	NA	NA	NA
4-Chlorotoluene	5	UG/L		NA	25 U	2.5 U	25 U	NA	NA	NA	NA	NA
4-Ethyltoluene	--	UG/L		NA	20 U	2 U	20 U	NA	NA	NA	NA	NA
Acetone	**50**	UG/L		5 U	50 U	5 U	45 J	5 U	50 U	250 U	3.8 J	1.6 J
Acrylonitrile	5	UG/L		NA	50 U	5 U	50 U	NA	NA	NA	NA	NA
Benzene	**1**	UG/L		0.5 U	5 U	0.5 U	5 U	0.5 U	5 U	25 U	0.5 U	0.5 U
Bromobenzene	5	UG/L		NA	25 U	2.5 U	25 U	NA	NA	NA	NA	NA
Bromochloromethane	5	UG/L		NA	25 U	2.5 U	25 U	NA	NA	NA	NA	NA
Bromodichloromethane	50	UG/L		NA	5 U	0.5 U	5 U	NA	NA	NA	NA	NA
Bromoform	50	UG/L		NA	20 U	2 U	20 U	NA	NA	NA	NA	NA
Bromomethane	**5**	UG/L		NA	25 U	2.5 U	**9.1 J**	NA	NA	NA	NA	NA
Carbon Disulfide	60	UG/L		NA	50 U	5 U	50 U	NA	NA	NA	NA	NA
Carbon Tetrachloride	5	UG/L		0.5 U	5 U	0.5 U	5 U	0.5 U	5 U	25 U	0.5 U	0.5 U

Table 3. Summary of Volatile Organic Compounds in Groundwater, 60-66 Gerry Street, Brooklyn, New York

	Sample Designation:		MW-24I	MW-24I	MW-24I	MW-24I	MW-24I	MW-24I	MW-24I	MW-24I	MW-24I
	Sample Date:		07/02/2018	10/09/2018	01/11/2019	04/05/2019	05/29/2020	10/28/2020	01/25/2021	04/28/2021	10/28/2021
	Normal or Field Duplicate:		N	N	N	N	N	N	N	N	N
Parameter	NYSDEC Ambient Water-Quality Guidance Values	Unit									
Chlorobenzene	5	UG/L	2.5 U	25 U	2.5 U	25 U	2.5 U	25 U	120 U	2.5 U	2.5 U
Chloroethane	**5**	UG/L	NA	25 U	3.5	**8.1 J**	NA	NA	NA	NA	NA
Chloroform	7	UG/L	2.5 U	25 U	2.5 U	25 U	2.5 U	25 U	120 U	2.5 U	2.5 U
Chloromethane	**5**	UG/L	NA	25 U	2.5 U	**28**	NA	NA	NA	NA	NA
Cis-1,2-Dichloroethylene	**5**	UG/L	**17**	**240**	**12**	**46**	**200**	**130**	**740**	**100**	**15**
Cis-1,3-Dichloropropene	5	UG/L	NA	5 U	0.5 U	5 U	NA	NA	NA	NA	NA
Cymene	5	UG/L	NA	25 U	2.5 U	25 U	NA	NA	NA	NA	NA
Dibromochloromethane	50	UG/L	NA	5 U	0.5 U	5 U	NA	NA	NA	NA	NA
Dibromomethane	5	UG/L	NA	50 U	5 U	50 U	NA	NA	NA	NA	NA
Dichlorodifluoromethane	5	UG/L	NA	50 U	5 U	50 U	NA	NA	NA	NA	NA
Dichloroethylenes	**5**	UG/L	**17**	**240**	**12**	**46**	**200**	**130**	**740**	**100**	**15**
Diethyl Ether (Ethyl Ether)	--	UG/L	NA	25 U	2.5 U	25 U	NA	NA	NA	NA	NA
Ethylbenzene	5	UG/L	2.5 U	25 U	2.5 U	25 U	2.5 U	25 U	120 U	2.5 U	2.5 U
Hexachlorobutadiene	0.5	UG/L	NA	25 U	2.5 U	25 U	NA	NA	NA	NA	NA
Isopropylbenzene (Cumene)	5	UG/L	NA	25 U	2.5 U	25 U	NA	NA	NA	NA	NA
m,p-Xylene	5	UG/L	2.5 U	25 U	2.5 U	25 U	2.5 U	25 U	120 U	2.5 U	2.5 U
Methane	--	UG/L	111	199	194	NA	NA	NA	945	7720	1250
Methyl Ethyl Ketone (2-Butanone)	**50**	UG/L	5 U	50 U	5 U	50 U	5 U	50 U	**140 J**	41	5 U
Methyl Isobutyl Ketone (4-Methyl-2-Pentanone)	--	UG/L	NA	50 U	5 U	50 U	NA	NA	NA	NA	NA
Methylene Chloride	**5**	UG/L	2.5 U	25 U	2.5 U	25 U	2.5 U	25 U	120 U	2.5 U	2.5 U
Naphthalene	10	UG/L	NA	25 U	2.5 U	25 U	NA	NA	NA	NA	NA
N-Butylbenzene	5	UG/L	2.5 U	25 U	2.5 U	25 U	2.5 U	25 U	120 U	2.5 U	2.5 U
N-Propylbenzene	5	UG/L	2.5 U	25 U	2.5 U	25 U	2.5 U	25 U	120 U	2.5 U	2.5 U
O-Xylene (1,2-Dimethylbenzene)	5	UG/L	2.5 U	25 U	2.5 U	25 U	2.5 U	25 U	120 U	2.5 U	2.5 U
Sec-Butylbenzene	5	UG/L	2.5 U	25 U	2.5 U	25 U	2.5 U	25 U	120 U	2.5 U	2.5 U
Styrene	5	UG/L	NA	25 U	2.5 U	25 U	NA	NA	NA	NA	NA
T-Butylbenzene	5	UG/L	2.5 U	25 U	2.5 U	25 U	2.5 U	25 U	120 U	2.5 U	2.5 U
Tert-Butyl Methyl Ether	10	UG/L	2.5 U	25 U	2.5 U	25 U	2.5 U	25 U	120 U	2.5 U	2.5 U
Tetrachloroethylene (PCE)	**5**	UG/L	0.5 U	5 U	0.5 U	5 U	0.5 U	5 U	25 U	0.5 U	0.5 U
Toluene	5	UG/L	2.5 U	25 U	2.5 U	25 U	2.5 U	25 U	120 U	2.5 U	2.5 U
Total, 1,3-Dichloropropene (Cis And Trans)	0.4	UG/L	NA	5 U	0.5 U	5 U	NA	NA	NA	NA	NA
Trans-1,2-Dichloroethene	**5**	UG/L	2.5 U	25 U	2.5 U	25 U	2.5 U	25 U	120 U	2.5 U	2.5 U
Trans-1,3-Dichloropropene	--	UG/L	NA	5 U	0.5 U	5 U	NA	NA	NA	NA	NA
Trans-1,4-Dichloro-2-Butene	5	UG/L	NA	25 U	2.5 U	25 U	NA	NA	NA	NA	NA
Trichloroethylene (TCE)	**5**	UG/L	0.5 U	5 U	0.5 U	5 U	0.5 U	5 U	25 U	0.5 U	0.5 U
Trichlorofluoromethane	5	UG/L	NA	25 U	2.5 U	25 U	NA	NA	NA	NA	NA
Vinyl Acetate	--	UG/L	NA	50 U	5 U	50 U	NA	NA	NA	NA	NA
Vinyl Chloride	**2**	UG/L	**120**	**1300**	**400**	**3400**	**2600**	**2500**	**4800**	**500**	**100**
Xylenes	5	UG/L	NA	25 U	2.5 U	25 U	2.5 U	25 U	120 U	2.5 U	2.5 U

Table 3. Summary of Volatile Organic Compounds in Groundwater, 60-66 Gerry Street, Brooklyn, New York

Parameter	NYSDEC Ambient Water-Quality Guidance Values	Unit	Sample Designation:	MW-24I	MW-24I	MW-25I	MW-25I	MW-25I	MW-25I	MW-25I	MW-25I	MW-25I
			Sample Date:	01/26/2022	04/28/2022	04/27/2017	07/18/2017	11/27/2017	03/29/2018	04/26/2018	06/01/2018	08/21/2018
			Normal or Field Duplicate:	N	N	N	N	N	N	N	N	N
1,1,1,2-Tetrachloroethane	5	UG/L		NA	NA	NA	100 U	50 U	2.5 U	2.5 U	2.5 U	2.5 U
1,1,1-Trichloroethane (TCA)	5	UG/L		2.5 U	2.5 U	100 U	100 U	50 U	2.5 U	2.5 U	2.5 U	2.5 U
1,1,2,2-Tetrachloroethane	5	UG/L		NA	NA	NA	20 U	10 U	0.5 U	0.5 U	0.5 U	0.5 U
1,1,2-Trichloroethane	**1**	UG/L		NA	NA	NA	60 U	30 U	1.5 U	1.5 U	1.5 U	1.5 U
1,1-Dichloroethane	**5**	UG/L		2.5 U	2.5 U	100 U	100 U	50 U	2.5 U	2.5 U	2.5 U	2.5 U
1,1-Dichloroethene	**5**	UG/L		0.5 U	0.5 U	20 U	20 U	10 U	0.5 U	0.5 U	0.5 U	0.5 U
1,1-Dichloropropene	5	UG/L		NA	NA	NA	100 U	50 U	2.5 U	2.5 U	2.5 U	2.5 U
1,2,3-Trichlorobenzene	5	UG/L		NA	NA	NA	100 U	50 U	2.5 U	1 J	2.5 U	2.5 U
1,2,3-Trichloropropane	0.04	UG/L		NA	NA	NA	100 U	50 U	2.5 U	2.5 U	2.5 U	2.5 U
1,2,4,5-Tetramethylbenzene	5	UG/L		NA	NA	NA	80 U	40 U	2 U	2 U	2 U	2 U
1,2,4-Trichlorobenzene	5	UG/L		NA	NA	NA	100 U	50 U	2.5 U	3.1	2.5 U	2.5 U
1,2,4-Trimethylbenzene	5	UG/L		2.5 U	2.5 U	100 U	100 U	50 U	2.5 U	2.5 U	2.5 U	2.5 U
1,2-Dibromo-3-Chloropropane	0.04	UG/L		NA	NA	NA	100 U	50 U	2.5 U	2.5 U	2.5 U	2.5 U
1,2-Dibromoethane (Ethylene Dibromide)	0.0006	UG/L		NA	NA	NA	80 U	40 U	2 U	2 U	2 U	2 U
1,2-Dichlorobenzene	3	UG/L		2.5 U	2.5 U	100 U	100 U	50 U	2.5 U	2.5 U	2.5 U	2.5 U
1,2-Dichloroethane	**0.6**	UG/L		0.5 U	0.5 U	20 U	20 U	10 U	0.5 U	0.5 U	0.5 U	0.5 U
1,2-Dichloropropane	1	UG/L		NA	NA	NA	40 U	20 U	1 U	1 U	1 U	1 U
1,3,5-Trimethylbenzene (Mesitylene)	5	UG/L		2.5 U	2.5 U	100 U	100 U	50 U	2.5 U	2.5 U	2.5 U	2.5 U
1,3-Dichlorobenzene	3	UG/L		2.5 U	2.5 U	100 U	100 U	50 U	2.5 U	2.5 U	2.5 U	2.5 U
1,3-Dichloropropane	5	UG/L		NA	NA	NA	100 U	50 U	2.5 U	2.5 U	2.5 U	2.5 U
1,4-Dichlorobenzene	3	UG/L		2.5 U	2.5 U	100 U	100 U	50 U	2.5 U	2.5 U	2.5 U	2.5 U
1,4-Diethyl Benzene	--	UG/L		NA	NA	NA	80 U	40 U	2 U	2 U	2 U	2 U
1,4-Dioxane (P-Dioxane)	--	UG/L		250 U	250 U	10000 U	10000 U	5000 U	250 U	250 U	250 U	250 U
2,2-Dichloropropane	5	UG/L		NA	NA	NA	100 U	50 U	2.5 U	2.5 U	2.5 U	2.5 U
2-Chlorotoluene	5	UG/L		NA	NA	NA	100 U	50 U	2.5 U	2.5 U	2.5 U	2.5 U
2-Hexanone	50	UG/L		NA	NA	NA	200 U	100 U	5 U	5 U	5 U	5 U
4-Chlorotoluene	5	UG/L		NA	NA	NA	100 U	50 U	2.5 U	2.5 U	2.5 U	2.5 U
4-Ethyltoluene	--	UG/L		NA	NA	NA	80 U	40 U	2 U	2 U	2 U	2 U
Acetone	**50**	UG/L		5 U	5 U	200 U	200 U	**70 J**	1.6 J	5 U	5 U	1.5 J
Acrylonitrile	5	UG/L		NA	NA	NA	200 U	100 U	5 U	5 U	5 U	5 U
Benzene	**1**	UG/L		0.5 U	0.5 U	20 U	20 U	10 U	0.5 U	0.5 U	0.5 U	0.5 U
Bromobenzene	5	UG/L		NA	NA	NA	100 U	50 U	2.5 U	2.5 U	2.5 U	2.5 U
Bromochloromethane	5	UG/L		NA	NA	NA	100 U	50 U	2.5 U	2.5 U	2.5 U	2.5 U
Bromodichloromethane	50	UG/L		NA	NA	NA	20 U	10 U	0.5 U	0.5 U	0.5 U	0.5 U
Bromoform	50	UG/L		NA	NA	NA	80 U	40 U	2 U	2 U	2 U	2 U
Bromomethane	**5**	UG/L		NA	NA	NA	100 U	50 U	2.5 U	2.5 U	2.5 U	2.5 U
Carbon Disulfide	60	UG/L		NA	NA	NA	200 U	28 J	5 U	5 U	5 U	5 U
Carbon Tetrachloride	5	UG/L		0.5 U	0.5 U	20 U	20 U	10 U	0.5 U	0.5 U	0.5 U	0.5 U

Table 3. Summary of Volatile Organic Compounds in Groundwater, 60-66 Gerry Street, Brooklyn, New York

Parameter	NYSDEC Ambient Water-Quality Guidance Values	Unit	MW-24I 01/26/2022 N	MW-24I 04/28/2022 N	MW-25I 04/27/2017 N	MW-25I 07/18/2017 N	MW-25I 11/27/2017 N	MW-25I 03/29/2018 N	MW-25I 04/26/2018 N	MW-25I 06/01/2018 N	MW-25I 08/21/2018 N
Chlorobenzene	5	UG/L	2.5 U	2.5 U	100 U	100 U	50 U	2.5 U	2.5 U	2.5 U	2.5 U
Chloroethane	**5**	UG/L	NA	NA	NA	**98 J**	50 U	1.5 J	2.5	**11**	**5.4**
Chloroform	7	UG/L	2.5 U	2.5 U	100 U	100 U	50 U	2.5 U	2.5 U	2.5 U	2.5 U
Chloromethane	**5**	UG/L	NA	NA	NA	100 U	**19 J**	2.5 U	2.5 U	2.5 U	2.5 U
Cis-1,2-Dichloroethylene	**5**	UG/L	**12**	**7.6**	**2900**	**4100**	**1300**	2.4 J	4.8	**8.8**	**6**
Cis-1,3-Dichloropropene	5	UG/L	NA	NA	NA	20 U	10 U	0.5 U	0.5 U	0.5 U	0.5 U
Cymene	5	UG/L	NA	NA	NA	100 U	50 U	2.5 U	2.5 U	2.5 U	2.5 U
Dibromochloromethane	50	UG/L	NA	NA	NA	20 U	10 U	0.5 U	0.5 U	0.5 U	0.5 U
Dibromomethane	5	UG/L	NA	NA	NA	200 U	100 U	5 U	5 U	5 U	5 U
Dichlorodifluoromethane	5	UG/L	NA	NA	NA	200 U	100 U	5 U	5 U	5 U	5 U
Dichloroethylenes	**5**	UG/L	**12**	**7.6**	**2900**	**4100**	**1400**	2.4 J	4.8	**8.8**	**6**
Diethyl Ether (Ethyl Ether)	--	UG/L	NA	NA	NA	100 U	50 U	2.5 U	2.5 U	2.5 U	2.5 U
Ethylbenzene	5	UG/L	2.5 U	2.5 U	100 U	100 U	50 U	2.5 U	2.5 U	2.5 U	2.5 U
Hexachlorobutadiene	0.5	UG/L	NA	NA	NA	100 U	50 U	2.5 U	2.5 U	2.5 U	2.5 U
Isopropylbenzene (Cumene)	5	UG/L	NA	NA	NA	100 U	50 U	2.5 U	2.5 U	2.5 U	2.5 U
m,p-Xylene	5	UG/L	2.5 U	2.5 U	100 U	100 U	50 U	2.5 U	2.5 U	2.5 U	2.5 U
Methane	--	UG/L	NA	2400	290	NA	23.7	487	NA	NA	456
Methyl Ethyl Ketone (2-Butanone)	**50**	UG/L	5 U	5 U	200 U	200 U	100 U	5 U	5 U	5 U	5 U
Methyl Isobutyl Ketone (4-Methyl-2-Pentanone)	--	UG/L	NA	NA	NA	200 U	100 U	5 U	5 U	5 U	5 U
Methylene Chloride	**5**	UG/L	2.5 U	2.5 U	100 U	100 U	50 U	2.5 U	2.5 U	2.5 U	2.5 U
Naphthalene	10	UG/L	NA	NA	NA	100 U	50 U	2.5 U	2.5 U	2.5 U	2.5 U
N-Butylbenzene	5	UG/L	2.5 U	2.5 U	100 U	100 U	50 U	2.5 U	2.5 U	2.5 U	2.5 U
N-Propylbenzene	5	UG/L	2.5 U	2.5 U	100 U	100 U	50 U	2.5 U	2.5 U	2.5 U	2.5 U
O-Xylene (1,2-Dimethylbenzene)	5	UG/L	2.5 U	2.5 U	100 U	100 U	50 U	2.5 U	2.5 U	2.5 U	2.5 U
Sec-Butylbenzene	5	UG/L	2.5 U	2.5 U	100 U	100 U	50 U	2.5 U	2.5 U	2.5 U	2.5 U
Styrene	5	UG/L	NA	NA	NA	100 U	50 U	2.5 U	2.5 U	2.5 U	2.5 U
T-Butylbenzene	5	UG/L	2.5 U	2.5 U	100 U	100 U	50 U	2.5 U	2.5 U	2.5 U	2.5 U
Tert-Butyl Methyl Ether	10	UG/L	2.5 U	2.5 U	100 U	100 U	50 U	2.5 U	2.5 U	2.5 U	2.5 U
Tetrachloroethylene (PCE)	**5**	UG/L	0.5 U	0.5 U	20 U	20 U	10 U	0.5 U	0.5 U	0.5 U	0.5 U
Toluene	5	UG/L	2.5 U	2.5 U	100 U	100 U	50 U	2.5 U	2.5 U	2.5 U	2.5 U
Total, 1,3-Dichloropropene (Cis And Trans)	0.4	UG/L	NA	NA	NA	20 U	10 U	0.5 U	0.5 U	0.5 U	0.5 U
Trans-1,2-Dichloroethene	**5**	UG/L	2.5 U	2.5 U	100 U	100 U	**100**	2.5 U	2.5 U	2.5 U	2.5 U
Trans-1,3-Dichloropropene	--	UG/L	NA	NA	NA	20 U	10 U	0.5 U	0.5 U	0.5 U	0.5 U
Trans-1,4-Dichloro-2-Butene	5	UG/L	NA	NA	NA	100 U	50 U	2.5 U	2.5 U	2.5 U	2.5 U
Trichloroethylene (TCE)	**5**	UG/L	0.5 U	0.5 U	20 U	20 U	**5.5 J**	0.5 U	0.5 U	0.5 U	0.5 U
Trichlorofluoromethane	5	UG/L	NA	NA	NA	100 U	50 U	2.5 U	2.5 U	2.5 U	2.5 U
Vinyl Acetate	--	UG/L	NA	NA	NA	200 U	100 U	5 U	5 U	5 U	5 U
Vinyl Chloride	**2**	UG/L	**200**	**19**	**900**	**900**	**86**	**11**	**32**	**190**	**73**
Xylenes	5	UG/L	2.5 U	2.5 U	NA	100 U	50 U	2.5 U	2.5 U	2.5 U	2.5 U

Table 3. Summary of Volatile Organic Compounds in Groundwater, 60-66 Gerry Street, Brooklyn, New York

Parameter	NYSDEC Ambient Water-Quality Guidance Values	Unit	Sample Designation:	MW-25I	MW-25I	MW-25I	MW-25I	MW-25I	MW-25I	MW-25I	MW-25I	MW-25I
			Sample Date:	10/09/2018	01/10/2019	01/10/2019	04/05/2019	07/08/2019	10/03/2019	05/28/2020	10/27/2020	01/25/2021
			Normal or Field Duplicate:	N	N	FD	N	N	N	N	N	N
1,1,1,2-Tetrachloroethane	5	UG/L		2.5 U	2.5 U	2.5 U	2.5 U	2.5 U	NA	NA	NA	NA
1,1,1-Trichloroethane (TCA)	5	UG/L		2.5 U	2.5 U	2.5 U	2.5 U	2.5 U	2.5 U	2.5 U	10 U	2.5 U
1,1,2,2-Tetrachloroethane	5	UG/L		0.5 U	0.5 U	0.5 U	0.5 U	0.5 U	NA	NA	NA	NA
1,1,2-Trichloroethane	**1**	UG/L		1.5 U	1.5 U	1.5 U	1.5 U	1.5 U	NA	NA	NA	NA
1,1-Dichloroethane	**5**	UG/L		2.5 U	2.5 U	2.5 U	2.5 U	2.5 U	2.5 U	2.5 U	10 U	2.5 U
1,1-Dichloroethene	**5**	UG/L		0.5 U	0.5 U	0.5 U	0.5 U	0.5 U	0.5 U	0.5 U	2 U	0.36 J
1,1-Dichloropropene	5	UG/L		2.5 U	2.5 U	2.5 U	2.5 U	2.5 U	NA	NA	NA	NA
1,2,3-Trichlorobenzene	5	UG/L		2.5 U	2.5 U	2.5 U	2.5 U	2.5 U	NA	NA	NA	NA
1,2,3-Trichloropropane	0.04	UG/L		2.5 U	2.5 U	2.5 U	2.5 U	2.5 U	NA	NA	NA	NA
1,2,4,5-Tetramethylbenzene	5	UG/L		2 U	2 U	2 U	2 U	2 U	NA	NA	NA	NA
1,2,4-Trichlorobenzene	5	UG/L		2.5 U	2.5 U	2.5 U	2.5 U	2.5 U	NA	NA	NA	NA
1,2,4-Trimethylbenzene	5	UG/L		2.5 U	2.5 U	2.5 U	2.5 U	2.5 U	2.5 U	2.5 U	10 U	2.5 U
1,2-Dibromo-3-Chloropropane	0.04	UG/L		2.5 U	2.5 U	2.5 U	2.5 U	2.5 U	NA	NA	NA	NA
1,2-Dibromoethane (Ethylene Dibromide)	0.0006	UG/L		2 U	2 U	2 U	2 U	2 U	NA	NA	NA	NA
1,2-Dichlorobenzene	3	UG/L		2.5 U	2.5 U	2.5 U	2.5 U	2.5 U	2.5 U	2.5 U	10 U	2.5 U
1,2-Dichloroethane	**0.6**	UG/L		0.5 U	0.5 U	0.5 U	0.5 U	0.5 U	0.5 U	0.5 U	2 U	0.5 U
1,2-Dichloropropane	1	UG/L		1 U	1 U	1 U	1 U	1 U	NA	NA	NA	NA
1,3,5-Trimethylbenzene (Mesitylene)	5	UG/L		2.5 U	2.5 U	2.5 U	2.5 U	2.5 U	2.5 U	2.5 U	10 U	2.5 U
1,3-Dichlorobenzene	3	UG/L		2.5 U	2.5 U	2.5 U	2.5 U	2.5 U	2.5 U	2.5 U	10 U	2.5 U
1,3-Dichloropropane	5	UG/L		2.5 U	2.5 U	2.5 U	2.5 U	2.5 U	NA	NA	NA	NA
1,4-Dichlorobenzene	3	UG/L		2.5 U	2.5 U	2.5 U	2.5 U	2.5 U	2.5 U	2.5 U	10 U	2.5 U
1,4-Diethyl Benzene	--	UG/L		2 U	2 U	2 U	2 U	2 U	NA	NA	NA	NA
1,4-Dioxane (P-Dioxane)	--	UG/L		250 U	250 U	250 U	250 U	250 U	250 U	250 U	1000 U	250 U
2,2-Dichloropropane	5	UG/L		2.5 U	2.5 U	2.5 U	2.5 U	2.5 U	NA	NA	NA	NA
2-Chlorotoluene	5	UG/L		2.5 U	2.5 U	2.5 U	2.5 U	2.5 U	NA	NA	NA	NA
2-Hexanone	50	UG/L		5 U	5 U	5 U	5 U	5 U	NA	NA	NA	NA
4-Chlorotoluene	5	UG/L		2.5 U	2.5 U	2.5 U	2.5 U	2.5 U	NA	NA	NA	NA
4-Ethyltoluene	--	UG/L		2 U	2 U	2 U	2 U	2 U	NA	NA	NA	NA
Acetone	**50**	UG/L		3.2 J	5 U	5 U	5 U	5 U	5 U	5 U	20 U	5 U
Acrylonitrile	5	UG/L		5 U	5 U	5 U	5 U	5 U	NA	NA	NA	NA
Benzene	**1**	UG/L		0.5 U	0.5 U	0.5 U	0.5 U	0.5 U	0.5 U	0.5 U	2 U	0.5 U
Bromobenzene	5	UG/L		2.5 U	2.5 U	2.5 U	2.5 U	2.5 U	NA	NA	NA	NA
Bromochloromethane	5	UG/L		2.5 U	2.5 U	2.5 U	2.5 U	2.5 U	NA	NA	NA	NA
Bromodichloromethane	50	UG/L		0.5 U	0.5 U	0.5 U	0.5 U	0.5 U	NA	NA	NA	NA
Bromoform	50	UG/L		2 U	2 U	2 U	2 U	2 U	NA	NA	NA	NA
Bromomethane	**5**	UG/L		2.5 U	2.5 U	2.5 U	2.5 U	2.5 U	NA	NA	NA	NA
Carbon Disulfide	60	UG/L		5 U	5 U	5 U	5 U	5 U	NA	NA	NA	NA
Carbon Tetrachloride	5	UG/L		0.5 U	0.5 U	0.5 U	0.5 U	0.5 U	0.5 U	0.5 U	2 U	0.5 U

Table 3. Summary of Volatile Organic Compounds in Groundwater, 60-66 Gerry Street, Brooklyn, New York

Parameter	NYSDEC Ambient Water-Quality Guidance Values	Unit	Sample Designation:	MW-25I	MW-25I	MW-25I	MW-25I	MW-25I	MW-25I	MW-25I	MW-25I	MW-25I
			Sample Date:	10/09/2018	01/10/2019	01/10/2019	04/05/2019	07/08/2019	10/03/2019	05/28/2020	10/27/2020	01/25/2021
			Normal or Field Duplicate:	N	N	FD	N	N	N	N	N	N
Chlorobenzene	5	UG/L	2.5 U	2.5 U	2.5 U	2.5 U	2.5 U	2.5 U	2.5 U	10 U	2.5 U
Chloroethane	**5**	UG/L	3.2	0.84 J	2.5 U	0.85 J	1.1 J	NA	NA	NA	NA
Chloroform	7	UG/L	2.5 U	2.5 U	2.5 U	2.5 U	2.5 U	2.5 U	2.5 U	10 U	2.5 U
Chloromethane	**5**	UG/L	2.5 U	2.5 U	2.5 U	2.5 U	2.5 U	NA	NA	NA	NA
Cis-1,2-Dichloroethylene	**5**	UG/L	**8.4**	2.8	2.4 J	**5.2**	**33**	**47**	**78**	**520**	**190**
Cis-1,3-Dichloropropene	5	UG/L	0.5 U	0.5 U	0.5 U	0.5 U	0.5 U	NA	NA	NA	NA
Cymene	5	UG/L	2.5 U	2.5 U	2.5 U	2.5 U	2.5 U	NA	NA	NA	NA
Dibromochloromethane	50	UG/L	0.5 U	0.5 U	0.5 U	0.5 U	0.5 U	NA	NA	NA	NA
Dibromomethane	5	UG/L	5 U	5 U	5 U	5 U	5 U	NA	NA	NA	NA
Dichlorodifluoromethane	5	UG/L	5 U	5 U	5 U	5 U	5 U	NA	NA	NA	NA
Dichloroethylenes	**5**	UG/L	**8.4**	2.8	2.4 J	**5.2**	**33**	**47**	**78**	**520**	**190**
Diethyl Ether (Ethyl Ether)	--	UG/L	2.5 U	2.5 U	2.5 U	2.5 U	2.5 U	NA	NA	NA	NA
Ethylbenzene	5	UG/L	2.5 U	2.5 U	2.5 U	2.5 U	2.5 U	2.5 U	2.5 U	10 U	2.5 U
Hexachlorobutadiene	0.5	UG/L	2.5 U	2.5 U	2.5 U	2.5 U	2.5 U	NA	NA	NA	NA
Isopropylbenzene (Cumene)	5	UG/L	2.5 U	2.5 U	2.5 U	2.5 U	2.5 U	NA	NA	NA	NA
m,p-Xylene	5	UG/L	2.5 U	2.5 U	2.5 U	2.5 U	2.5 U	2.5 U	2.5 U	10 U	2.5 U
Methane	--	UG/L	312	56.9	69	NA	NA	NA	NA	NA	309
Methyl Ethyl Ketone (2-Butanone)	**50**	UG/L	5 U	5 U	5 U	5 U	5 U	5 U	5 U	20 U	5 U
Methyl Isobutyl Ketone (4-Methyl-2-Pentanone)	--	UG/L	5 U	5 U	5 U	5 U	5 U	NA	NA	NA	NA
Methylene Chloride	**5**	UG/L	2.5 U	2.5 U	2.5 U	2.5 U	2.5 U	2.5 U	2.5 U	10 U	2.5 U
Naphthalene	10	UG/L	2.5 U	2.5 U	2.5 U	2.5 U	2.5 U	NA	NA	NA	NA
N-Butylbenzene	5	UG/L	2.5 U	2.5 U	2.5 U	2.5 U	2.5 U	2.5 U	2.5 U	10 U	2.5 U
N-Propylbenzene	5	UG/L	2.5 U	2.5 U	2.5 U	2.5 U	2.5 U	2.5 U	2.5 U	10 U	2.5 U
O-Xylene (1,2-Dimethylbenzene)	5	UG/L	2.5 U	2.5 U	2.5 U	2.5 U	2.5 U	2.5 U	2.5 U	10 U	2.5 U
Sec-Butylbenzene	5	UG/L	2.5 U	2.5 U	2.5 U	2.5 U	2.5 U	2.5 U	2.5 U	10 U	2.5 U
Styrene	5	UG/L	2.5 U	2.5 U	2.5 U	2.5 U	2.5 U	NA	NA	NA	NA
T-Butylbenzene	5	UG/L	2.5 U	2.5 U	2.5 U	2.5 U	2.5 U	2.5 U	2.5 U	10 U	2.5 U
Tert-Butyl Methyl Ether	10	UG/L	2.5 U	1 J	1 J	0.94 J	2.5 U	2.5 U	0.9 J	10 U	1.1 J
Tetrachloroethylene (PCE)	**5**	UG/L	0.5 U	0.5 U	0.5 U	0.5 U	0.5 U	0.5 U	0.5 U	2 U	0.5 U
Toluene	5	UG/L	2.5 U	2.5 U	2.5 U	2.5 U	2.5 U	2.5 U	2.5 U	10 U	2.5 U
Total, 1,3-Dichloropropene (Cis And Trans)	0.4	UG/L	0.5 U	0.5 U	0.5 U	0.5 U	0.5 U	NA	NA	NA	NA
Trans-1,2-Dichloroethene	**5**	UG/L	2.5 U	2.5 U	2.5 U	2.5 U	2.5 U	2.5 U	2.5 U	10 U	2.5 U
Trans-1,3-Dichloropropene	--	UG/L	0.5 U	0.5 U	0.5 U	0.5 U	0.5 U	NA	NA	NA	NA
Trans-1,4-Dichloro-2-Butene	5	UG/L	2.5 U	2.5 U	2.5 U	2.5 U	2.5 U	NA	NA	NA	NA
Trichloroethylene (TCE)	**5**	UG/L	0.5 U	0.5 U	0.5 U	0.5 U	0.5 U	0.5 U	0.5 U	2 U	0.5 U
Trichlorofluoromethane	5	UG/L	2.5 U	2.5 U	2.5 U	2.5 U	2.5 U	NA	NA	NA	NA
Vinyl Acetate	--	UG/L	5 U	5 U	5 U	5 U	5 U	NA	NA	NA	NA
Vinyl Chloride	**2**	UG/L	**39**	**6.4**	**5.1**	**11**	**19**	**29**	**39**	**120**	**170**
Xylenes	5	UG/L	2.5 U	2.5 U	2.5 U	2.5 U	2.5 U	NA	2.5 U	10 U	2.5 U

Table 3. Summary of Volatile Organic Compounds in Groundwater, 60-66 Gerry Street, Brooklyn, New York

Parameter	NYSDEC Ambient Water-Quality Guidance Values	Unit	Sample Designation:	MW-25I	MW-25I	MW-25I	MW-D2	MW-D2	MW-D2	MW-D2	MW-D2
			Sample Date:	04/28/2021	10/25/2021	01/26/2022	04/29/2022	04/05/2016	07/19/2016	10/11/2016	04/27/2017	07/18/2017
			Normal or Field Duplicate:	N	N	N	N	N	N	N	N	N
1,1,1,2-Tetrachloroethane	5	UG/L		NA	NA	NA	NA	1200 U	620 U	NA	NA	500 U
1,1,1-Trichloroethane (TCA)	5	UG/L		2.5 U	2.5 U	2.5 U	2.5 U	1200 U	620 U	620 U	1000 U	500 U
1,1,2,2-Tetrachloroethane	5	UG/L		NA	NA	NA	NA	250 U	120 U	NA	NA	100 U
1,1,2-Trichloroethane	**1**	UG/L		NA	NA	NA	NA	750 U	380 U	NA	NA	300 U
1,1-Dichloroethane	**5**	UG/L		2.5 U	2.5 U	2.5 U	2.5 U	1200 U	620 U	620 U	1000 U	500 U
1,1-Dichloroethene	**5**	UG/L		0.22 J	0.5 U	0.5 U	0.5 U	250 U	120 U	120 U	200 U	**56 J**
1,1-Dichloropropene	5	UG/L		NA	NA	NA	NA	1200 U	620 U	NA	NA	500 U
1,2,3-Trichlorobenzene	5	UG/L		NA	NA	NA	NA	1200 U	620 U	NA	NA	500 U
1,2,3-Trichloropropane	0.04	UG/L		NA	NA	NA	NA	1200 U	620 U	NA	NA	500 U
1,2,4,5-Tetramethylbenzene	5	UG/L		NA	NA	NA	NA	1000 U	500 U	NA	NA	400 U
1,2,4-Trichlorobenzene	5	UG/L		NA	NA	NA	NA	1200 U	620 U	NA	NA	500 U
1,2,4-Trimethylbenzene	5	UG/L		2.5 U	2.5 U	2.5 U	2.5 U	1200 U	620 U	620 U	1000 U	500 U
1,2-Dibromo-3-Chloropropane	0.04	UG/L		NA	NA	NA	NA	1200 U	620 U	NA	NA	500 U
1,2-Dibromoethane (Ethylene Dibromide)	0.0006	UG/L		NA	NA	NA	NA	1000 U	500 U	NA	NA	400 U
1,2-Dichlorobenzene	3	UG/L		2.5 U	2.5 U	2.5 U	2.5 U	1200 U	620 U	620 U	1000 U	500 U
1,2-Dichloroethane	**0.6**	UG/L		0.5 U	0.5 U	0.5 U	0.5 U	250 U	120 U	120 U	200 U	100 U
1,2-Dichloropropane	1	UG/L		NA	NA	NA	NA	500 U	250 U	NA	NA	200 U
1,3,5-Trimethylbenzene (Mesitylene)	5	UG/L		2.5 U	2.5 U	2.5 U	2.5 U	1200 U	620 U	620 U	1000 U	500 U
1,3-Dichlorobenzene	3	UG/L		2.5 U	2.5 U	2.5 U	2.5 U	1200 U	620 U	620 U	1000 U	500 U
1,3-Dichloropropane	5	UG/L		NA	NA	NA	NA	1200 U	620 U	NA	NA	500 U
1,4-Dichlorobenzene	3	UG/L		2.5 U	2.5 U	2.5 U	2.5 U	1200 U	620 U	620 U	1000 U	500 U
1,4-Diethyl Benzene	--	UG/L		NA	NA	NA	NA	1000 U	500 U	NA	NA	400 U
1,4-Dioxane (P-Dioxane)	--	UG/L		250 U	250 U	250 U	250 U	120000 U	62000 U	62000 U	100000 U	50000 U
2,2-Dichloropropane	5	UG/L		NA	NA	NA	NA	1200 U	620 U	NA	NA	500 U
2-Chlorotoluene	5	UG/L		NA	NA	NA	NA	1200 U	620 U	NA	NA	500 U
2-Hexanone	50	UG/L		NA	NA	NA	NA	2500 U	1200 U	NA	NA	1000 U
4-Chlorotoluene	5	UG/L		NA	NA	NA	NA	1200 U	620 U	NA	NA	500 U
4-Ethyltoluene	--	UG/L		NA	NA	NA	NA	1000 U	500 U	NA	NA	400 U
Acetone	**50**	UG/L		5 U	5 U	5 U	5 U	2500 U	**360 J**	1200 U	2000 U	1000 U
Acrylonitrile	5	UG/L		NA	NA	NA	NA	2500 U	1200 U	NA	NA	1000 U
Benzene	**1**	UG/L		0.5 U	0.5 U	0.5 U	0.5 U	250 U	120 U	120 U	200 U	100 U
Bromobenzene	5	UG/L		NA	NA	NA	NA	1200 U	620 U	NA	NA	500 U
Bromochloromethane	5	UG/L		NA	NA	NA	NA	1200 U	620 U	NA	NA	500 U
Bromodichloromethane	50	UG/L		NA	NA	NA	NA	250 U	120 U	NA	NA	100 U
Bromoform	50	UG/L		NA	NA	NA	NA	1000 U	500 U	NA	NA	400 U
Bromomethane	**5**	UG/L		NA	NA	NA	NA	1200 U	620 U	NA	NA	500 U
Carbon Disulfide	60	UG/L		NA	NA	NA	NA	2500 U	1200 U	NA	NA	1000 U
Carbon Tetrachloride	5	UG/L		0.5 U	0.5 U	0.5 U	0.5 U	250 U	120 U	120 U	200 U	100 U

Table 3. Summary of Volatile Organic Compounds in Groundwater, 60-66 Gerry Street, Brooklyn, New York

Parameter	NYSDEC Ambient Water-Quality Guidance Values	Unit	MW-25I	MW-25I	MW-25I	MW-25I	MW-D2	MW-D2	MW-D2	MW-D2	MW-D2
Sample Date:			04/28/2021	10/25/2021	01/26/2022	04/29/2022	04/05/2016	07/19/2016	10/11/2016	04/27/2017	07/18/2017
Normal or Field Duplicate:			N	N	N	N	N	N	N	N	N
Chlorobenzene	5	UG/L	2.5 U	2.5 U	2.5 U	2.5 U	1200 U	620 U	620 U	1000 U	500 U
Chloroethane	**5**	UG/L	NA	NA	NA	NA	1200 U	620 U	NA	NA	500 U
Chloroform	7	UG/L	2.5 U	2.5 U	2.5 U	2.5 U	1200 U	620 U	620 U	1000 U	500 U
Chloromethane	**5**	UG/L	NA	NA	NA	NA	1200 U	620 U	NA	NA	500 U
Cis-1,2-Dichloroethylene	**5**	UG/L	**220**	**26**	**11**	3.7	**25000**	**15000**	**14000**	**17000**	**33000**
Cis-1,3-Dichloropropene	5	UG/L	NA	NA	NA	NA	250 U	120 U	NA	NA	100 U
Cymene	5	UG/L	NA	NA	NA	NA	1200 U	620 U	NA	NA	500 U
Dibromochloromethane	50	UG/L	NA	NA	NA	NA	250 U	120 U	NA	NA	100 U
Dibromomethane	5	UG/L	NA	NA	NA	NA	2500 U	1200 U	NA	NA	1000 U
Dichlorodifluoromethane	5	UG/L	NA	NA	NA	NA	2500 U	1200 U	NA	NA	1000 U
Dichloroethylenes	**5**	UG/L	**220**	**26**	**11**	3.7	**25000**	**15000**	**14000**	**17000**	**33000**
Diethyl Ether (Ethyl Ether)	--	UG/L	NA	NA	NA	NA	1200 U	620 U	NA	NA	500 U
Ethylbenzene	5	UG/L	2.5 U	2.5 U	2.5 U	2.5 U	1200 U	620 U	620 U	1000 U	500 U
Hexachlorobutadiene	0.5	UG/L	NA	NA	NA	NA	1200 U	620 U	NA	NA	500 U
Isopropylbenzene (Cumene)	5	UG/L	NA	NA	NA	NA	1200 U	620 U	NA	NA	500 U
m,p-Xylene	5	UG/L	2.5 U	2.5 U	2.5 U	2.5 U	1200 U	620 U	620 U	1000 U	500 U
Methane	--	UG/L	210	68.3	NA	13.3	NA	NA	NA	331	NA
Methyl Ethyl Ketone (2-Butanone)	**50**	UG/L	5 U	5 U	5 U	5 U	2500 U	1200 U	1200 U	2000 U	1000 U
Methyl Isobutyl Ketone (4-Methyl-2-Pentanone)	--	UG/L	NA	NA	NA	NA	2500 U	1200 U	NA	NA	1000 U
Methylene Chloride	**5**	UG/L	2.5 U	2.5 U	2.5 U	2.5 U	1200 U	620 U	620 U	1000 U	500 U
Naphthalene	10	UG/L	NA	NA	NA	NA	1200 U	620 U	NA	NA	500 U
N-Butylbenzene	5	UG/L	2.5 U	2.5 U	2.5 U	2.5 U	1200 U	620 U	620 U	1000 U	500 U
N-Propylbenzene	5	UG/L	2.5 U	2.5 U	2.5 U	2.5 U	1200 U	620 U	620 U	1000 U	500 U
O-Xylene (1,2-Dimethylbenzene)	5	UG/L	2.5 U	2.5 U	2.5 U	2.5 U	1200 U	620 U	620 U	1000 U	500 U
Sec-Butylbenzene	5	UG/L	2.5 U	2.5 U	2.5 U	2.5 U	1200 U	620 U	620 U	1000 U	500 U
Styrene	5	UG/L	NA	NA	NA	NA	1200 U	620 U	NA	NA	500 U
T-Butylbenzene	5	UG/L	2.5 U	2.5 U	2.5 U	2.5 U	1200 U	620 U	620 U	1000 U	500 U
Tert-Butyl Methyl Ether	10	UG/L	0.96 J	1.8 J	1.5 J	2.6	1200 U	620 U	620 U	1000 U	500 U
Tetrachloroethylene (PCE)	**5**	UG/L	0.5 U	0.5 U	0.5 U	0.5 U	250 U	120 U	**97 J**	**300**	**820**
Toluene	5	UG/L	2.5 U	2.5 U	2.5 U	2.5 U	1200 U	620 U	620 U	1000 U	500 U
Total, 1,3-Dichloropropene (Cis And Trans)	0.4	UG/L	NA	NA	NA	NA	250 U	120 U	NA	NA	100 U
Trans-1,2-Dichloroethene	**5**	UG/L	2.5 U	2.5 U	2.5 U	2.5 U	1200 U	620 U	620 U	1000 U	500 U
Trans-1,3-Dichloropropene	--	UG/L	NA	NA	NA	NA	250 U	120 U	NA	NA	100 U
Trans-1,4-Dichloro-2-Butene	5	UG/L	NA	NA	NA	NA	1200 U	620 U	NA	NA	500 U
Trichloroethylene (TCE)	**5**	UG/L	0.5 U	0.5 U	0.5 U	0.5 U	250 U	120 U	120 U	**120 J**	**230**
Trichlorofluoromethane	5	UG/L	NA	NA	NA	NA	1200 U	620 U	NA	NA	500 U
Vinyl Acetate	--	UG/L	NA	NA	NA	NA	2500 U	1200 U	NA	NA	1000 U
Vinyl Chloride	**2**	UG/L	**160**	**11**	2	1.1	**1800**	**1500**	**2000**	**1300**	**3200**
Xylenes	5	UG/L	2.5 U	2.5 U	2.5 U	2.5 U	1200 U	620 U	NA	NA	500 U

Table 3. Summary of Volatile Organic Compounds in Groundwater, 60-66 Gerry Street, Brooklyn, New York

Parameter	NYSDEC Ambient Water-Quality Guidance Values	Unit	Sample Designation: MW-D2	MW-D2	MW-D2	MW-D2	MW-D2	MW-D2	MW-D2	MW-D2	MW-D2
			Sample Date: 11/27/2017	03/29/2018	04/26/2018	06/01/2018	07/02/2018	10/09/2018	01/11/2019	04/05/2019	07/08/2019
			Normal or Field Duplicate: N	N	N	N	N	N	N	N	N
1,1,1,2-Tetrachloroethane	5	UG/L	250 U	120 U	50 U	12 U	NA	25 U	12 U	62 U	50 U
1,1,1-Trichloroethane (TCA)	5	UG/L	250 U	120 U	50 U	12 U	10 U	25 U	12 U	62 U	50 U
1,1,2,2-Tetrachloroethane	5	UG/L	50 U	25 U	10 U	2.5 U	NA	5 U	2.5 U	12 U	10 U
1,1,2-Trichloroethane	**1**	UG/L	150 U	75 U	30 U	7.5 U	NA	15 U	7.5 U	38 U	30 U
1,1-Dichloroethane	**5**	UG/L	250 U	120 U	50 U	12 U	10 U	25 U	12 U	62 U	50 U
1,1-Dichloroethene	**5**	UG/L	**20 J**	25 U	10 U	1.1 J	2 U	5 U	3	**5.8 J**	**8.7 J**
1,1-Dichloropropene	5	UG/L	250 U	120 U	50 U	12 U	NA	25 U	12 U	62 U	50 U
1,2,3-Trichlorobenzene	5	UG/L	250 U	120 U	50 U	12 U	NA	25 U	12 U	62 U	50 U
1,2,3-Trichloropropane	0.04	UG/L	250 U	120 U	50 U	12 U	NA	25 U	12 U	62 U	50 U
1,2,4,5-Tetramethylbenzene	5	UG/L	200 U	100 U	40 U	10 U	NA	20 U	10 U	50 U	40 U
1,2,4-Trichlorobenzene	5	UG/L	250 U	120 U	50 U	12 U	NA	25 U	12 U	62 U	50 U
1,2,4-Trimethylbenzene	5	UG/L	250 U	120 U	50 U	12 U	10 U	25 U	12 U	62 U	50 U
1,2-Dibromo-3-Chloropropane	0.04	UG/L	250 U	120 U	50 U	12 U	NA	25 U	12 U	62 U	50 U
1,2-Dibromoethane (Ethylene Dibromide)	0.0006	UG/L	200 U	100 U	40 U	10 U	NA	20 U	10 U	50 U	40 U
1,2-Dichlorobenzene	3	UG/L	250 U	120 U	50 U	12 U	10 U	25 U	12 U	62 U	50 U
1,2-Dichloroethane	**0.6**	UG/L	50 U	25 U	10 U	2.5 U	2 U	5 U	2.5 U	12 U	10 U
1,2-Dichloropropane	1	UG/L	100 U	50 U	20 U	5 U	NA	10 U	5 U	25 U	20 U
1,3,5-Trimethylbenzene (Mesitylene)	5	UG/L	250 U	120 U	50 U	12 U	10 U	25 U	12 U	62 U	50 U
1,3-Dichlorobenzene	3	UG/L	250 U	120 U	50 U	12 U	10 U	25 U	12 U	62 U	50 U
1,3-Dichloropropane	5	UG/L	250 U	120 U	50 U	12 U	NA	25 U	12 U	62 U	50 U
1,4-Dichlorobenzene	3	UG/L	250 U	120 U	50 U	12 U	10 U	25 U	12 U	62 U	50 U
1,4-Diethyl Benzene	--	UG/L	200 U	100 U	40 U	10 U	NA	20 U	10 U	50 U	40 U
1,4-Dioxane (P-Dioxane)	--	UG/L	25000 U	12000 U	5000 U	1200 U	1000 U	2500 U	1200 U	6200 U	5000 U
2,2-Dichloropropane	5	UG/L	250 U	120 U	50 U	12 U	NA	25 U	12 U	62 U	50 U
2-Chlorotoluene	5	UG/L	250 U	120 U	50 U	12 U	NA	25 U	12 U	62 U	50 U
2-Hexanone	50	UG/L	500 U	250 U	100 U	25 U	NA	50 U	25 U	120 U	100 U
4-Chlorotoluene	5	UG/L	250 U	120 U	50 U	12 U	NA	25 U	12 U	62 U	50 U
4-Ethyltoluene	--	UG/L	200 U	100 U	40 U	10 U	NA	20 U	10 U	50 U	40 U
Acetone	**50**	UG/L	500 U	250 U	**66 J**	12 J	20 U	**55**	25 U	120 U	100 U
Acrylonitrile	5	UG/L	500 U	250 U	100 U	25 U	NA	50 U	25 U	120 U	100 U
Benzene	**1**	UG/L	50 U	25 U	10 U	2.5 U	2 U	5 U	2.5 U	12 U	10 U
Bromobenzene	5	UG/L	250 U	120 U	50 U	12 U	NA	25 U	12 U	62 U	50 U
Bromochloromethane	5	UG/L	250 U	120 U	50 U	12 U	NA	25 U	12 U	62 U	50 U
Bromodichloromethane	50	UG/L	50 U	25 U	10 U	2.5 U	NA	5 U	2.5 U	12 U	10 U
Bromoform	50	UG/L	200 U	100 U	40 U	10 U	NA	20 U	10 U	50 U	40 U
Bromomethane	**5**	UG/L	250 U	120 U	50 U	12 U	NA	25 U	12 U	62 U	50 U
Carbon Disulfide	60	UG/L	500 U	250 U	100 U	25 U	NA	50 U	25 U	120 U	100 U
Carbon Tetrachloride	5	UG/L	50 U	25 U	10 U	2.5 U	2 U	5 U	2.5 U	12 U	10 U

Table 3. Summary of Volatile Organic Compounds in Groundwater, 60-66 Gerry Street, Brooklyn, New York

Parameter	NYSDEC Ambient Water-Quality Guidance Values	Unit	Sample Designation:	MW-D2	MW-D2	MW-D2	MW-D2	MW-D2	MW-D2	MW-D2	MW-D2	MW-D2
			Sample Date:	11/27/2017	03/29/2018	04/26/2018	06/01/2018	07/02/2018	10/09/2018	01/11/2019	04/05/2019	07/08/2019
			Normal or Field Duplicate:	N	N	N	N	N	N	N	N	N
Chlorobenzene	5	UG/L		250 U	120 U	50 U	12 U	10 U	25 U	12 U	62 U	50 U
Chloroethane	**5**	UG/L		250 U	120 U	50 U	12 U	NA	25 U	12 U	62 U	50 U
Chloroform	7	UG/L		250 U	120 U	50 U	12 U	10 U	25 U	12 U	62 U	50 U
Chloromethane	**5**	UG/L		250 U	120 U	50 U	12 U	NA	25 U	12 U	**30 J**	50 U
Cis-1,2-Dichloroethylene	**5**	UG/L		**14000**	**6500**	**1700**	**800**	**370**	**570**	**1200**	**2100**	**3100**
Cis-1,3-Dichloropropene	5	UG/L		50 U	25 U	10 U	2.5 U	NA	5 U	2.5 U	12 U	10 U
Cymene	5	UG/L		250 U	120 U	50 U	12 U	NA	25 U	12 U	62 U	50 U
Dibromochloromethane	50	UG/L		50 U	25 U	10 U	2.5 U	NA	5 U	2.5 U	12 U	10 U
Dibromomethane	5	UG/L		500 U	250 U	100 U	25 U	NA	50 U	25 U	120 U	100 U
Dichlorodifluoromethane	5	UG/L		500 U	250 U	100 U	25 U	NA	50 U	25 U	120 U	100 U
Dichloroethylenes	**5**	UG/L		**14000**	**6500**	**1700 J**	**810 J**	**380 J**	**580 J**	**1200**	**2100 J**	**3100 J**
Diethyl Ether (Ethyl Ether)	--	UG/L		250 U	120 U	50 U	12 U	NA	25 U	12 U	62 U	50 U
Ethylbenzene	5	UG/L		250 U	120 U	50 U	12 U	10 U	25 U	12 U	62 U	50 U
Hexachlorobutadiene	0.5	UG/L		250 U	120 U	50 U	12 U	NA	25 U	12 U	62 U	50 U
Isopropylbenzene (Cumene)	5	UG/L		250 U	120 U	50 U	12 U	NA	25 U	12 U	62 U	50 U
m,p-Xylene	5	UG/L		250 U	120 U	50 U	12 U	10 U	25 U	12 U	62 U	50 U
Methane	--	UG/L		162	213	231	133	152	177	222	NA	NA
Methyl Ethyl Ketone (2-Butanone)	**50**	UG/L		500 U	250 U	100 U	25 U	20 U	50 U	25 U	120 U	100 U
Methyl Isobutyl Ketone (4-Methyl-2-Pentanone)	--	UG/L		500 U	250 U	100 U	25 U	NA	50 U	25 U	120 U	100 U
Methylene Chloride	**5**	UG/L		250 U	120 U	50 U	12 U	10 U	25 U	12 U	62 U	50 U
Naphthalene	10	UG/L		250 U	120 U	50 U	12 U	NA	25 U	12 U	62 U	50 U
N-Butylbenzene	5	UG/L		250 U	120 U	50 U	12 U	10 U	25 U	12 U	62 U	50 U
N-Propylbenzene	5	UG/L		250 U	120 U	50 U	12 U	10 U	25 U	12 U	62 U	50 U
O-Xylene (1,2-Dimethylbenzene)	5	UG/L		250 U	120 U	50 U	12 U	10 U	25 U	12 U	62 U	50 U
Sec-Butylbenzene	5	UG/L		250 U	120 U	50 U	12 U	10 U	25 U	12 U	62 U	50 U
Styrene	5	UG/L		250 U	120 U	50 U	12 U	NA	25 U	12 U	62 U	50 U
T-Butylbenzene	5	UG/L		250 U	120 U	50 U	12 U	10 U	25 U	12 U	62 U	50 U
Tert-Butyl Methyl Ether	10	UG/L		250 U	120 U	50 U	12 U	10 U	25 U	12 U	62 U	50 U
Tetrachloroethylene (PCE)	**5**	UG/L		**500**	25 U	10 U	2.5 U	2 U	5 U	2.5 U	12 U	10 U
Toluene	5	UG/L		250 U	120 U	50 U	12 U	10 U	25 U	12 U	62 U	50 U
Total, 1,3-Dichloropropene (Cis And Trans)	0.4	UG/L		50 U	25 U	10 U	2.5 U	NA	5 U	2.5 U	12 U	10 U
Trans-1,2-Dichloroethene	**5**	UG/L		250 U	120 U	**16 J**	**9.4 J**	**6.8 J**	**13 J**	**19**	**22 J**	**20 J**
Trans-1,3-Dichloropropene	--	UG/L		50 U	25 U	10 U	2.5 U	NA	5 U	2.5 U	12 U	10 U
Trans-1,4-Dichloro-2-Butene	5	UG/L		250 U	120 U	50 U	12 U	NA	25 U	12 U	62 U	50 U
Trichloroethylene (TCE)	**5**	UG/L		**210**	25 U	10 U	2.5 U	2 U	5 U	1 J	12 U	10 U
Trichlorofluoromethane	5	UG/L		250 U	120 U	50 U	12 U	NA	25 U	12 U	62 U	50 U
Vinyl Acetate	--	UG/L		500 U	250 U	100 U	25 U	NA	50 U	25 U	120 U	100 U
Vinyl Chloride	**2**	UG/L		**4100**	**9500**	**7800**	**6700**	**6600**	**1200**	**9900**	**16000**	**12000**
Xylenes	5	UG/L		250 U	120 U	50 U	12 U	NA	25 U	12 U	62 U	50 U

Table 3. Summary of Volatile Organic Compounds in Groundwater, 60-66 Gerry Street, Brooklyn, New York

Parameter	NYSDEC Ambient Water-Quality Guidance Values	Unit	Sample Designation:	MW-D2	MW-D2	MW-D2	MW-D2	MW-D2	MW-D2	MW-D2	MW-D2	MW-D2I
			Sample Date:	10/04/2019	05/29/2020	10/28/2020	10/28/2020	01/25/2021	04/28/2021	10/28/2021	04/28/2022	04/05/2016
			Normal or Field Duplicate:	N	N	N	FD	N	N	N	N	N
1,1,1,2-Tetrachloroethane	5	UG/L		NA	NA	NA	NA	NA	NA	NA	NA	120 U
1,1,1-Trichloroethane (TCA)	5	UG/L		25 U	250 U	62 U	62 U	12 U	2.5 U	2.5 U	2.5 U	120 U
1,1,2,2-Tetrachloroethane	5	UG/L		NA	NA	NA	NA	NA	NA	NA	NA	25 U
1,1,2-Trichloroethane	**1**	UG/L		NA	NA	NA	NA	NA	NA	NA	NA	75 U
1,1-Dichloroethane	**5**	UG/L		25 U	250 U	62 U	62 U	12 U	2.5 U	2.5 U	2.5 U	120 U
1,1-Dichloroethene	**5**	UG/L		5 U	**27 J**	**9 J**	**7 J**	2.5 U	0.5 U	0.5 U	0.22 J	25 U
1,1-Dichloropropene	5	UG/L		NA	NA	NA	NA	NA	NA	NA	NA	120 U
1,2,3-Trichlorobenzene	5	UG/L		NA	NA	NA	NA	NA	NA	NA	NA	120 U
1,2,3-Trichloropropane	0.04	UG/L		NA	NA	NA	NA	NA	NA	NA	NA	120 U
1,2,4,5-Tetramethylbenzene	5	UG/L		NA	NA	NA	NA	NA	NA	NA	NA	100 U
1,2,4-Trichlorobenzene	5	UG/L		NA	NA	NA	NA	NA	NA	NA	NA	120 U
1,2,4-Trimethylbenzene	5	UG/L		25 U	250 U	62 U	62 U	12 U	2.5 U	2.5 U	2.5 U	120 U
1,2-Dibromo-3-Chloropropane	0.04	UG/L		NA	NA	NA	NA	NA	NA	NA	NA	120 U
1,2-Dibromoethane (Ethylene Dibromide)	0.0006	UG/L		NA	NA	NA	NA	NA	NA	NA	NA	100 U
1,2-Dichlorobenzene	3	UG/L		25 U	250 U	62 U	62 U	12 U	2.5 U	2.5 U	2.5 U	120 U
1,2-Dichloroethane	**0.6**	UG/L		5 U	50 U	12 U	12 U	2.5 U	0.5 U	0.5 U	0.5 U	25 U
1,2-Dichloropropane	1	UG/L		NA	NA	NA	NA	NA	NA	NA	NA	50 U
1,3,5-Trimethylbenzene (Mesitylene)	5	UG/L		25 U	250 U	62 U	62 U	12 U	2.5 U	2.5 U	2.5 U	120 U
1,3-Dichlorobenzene	3	UG/L		25 U	250 U	62 U	62 U	12 U	2.5 U	2.5 U	2.5 U	120 U
1,3-Dichloropropane	5	UG/L		NA	NA	NA	NA	NA	NA	NA	NA	120 U
1,4-Dichlorobenzene	3	UG/L		25 U	250 U	62 U	62 U	12 U	2.5 U	2.5 U	2.5 U	120 U
1,4-Diethyl Benzene	--	UG/L		NA	NA	NA	NA	NA	NA	NA	NA	100 U
1,4-Dioxane (P-Dioxane)	--	UG/L		2500 U	25000 U	6200 U	6200 U	1200 U	250 U	250 U	250 U	12000 U
2,2-Dichloropropane	5	UG/L		NA	NA	NA	NA	NA	NA	NA	NA	120 U
2-Chlorotoluene	5	UG/L		NA	NA	NA	NA	NA	NA	NA	NA	120 U
2-Hexanone	50	UG/L		NA	NA	NA	NA	NA	NA	NA	NA	250 U
4-Chlorotoluene	5	UG/L		NA	NA	NA	NA	NA	NA	NA	NA	120 U
4-Ethyltoluene	--	UG/L		NA	NA	NA	NA	NA	NA	NA	NA	100 U
Acetone	**50**	UG/L		50 U	500 U	120 U	120 U	8.9 J	14	3.5 J	8.7	250 U
Acrylonitrile	5	UG/L		NA	NA	NA	NA	NA	NA	NA	NA	250 U
Benzene	**1**	UG/L		5 U	50 U	12 U	12 U	2.5 U	0.5 U	0.5 U	0.5 U	25 U
Bromobenzene	5	UG/L		NA	NA	NA	NA	NA	NA	NA	NA	120 U
Bromochloromethane	5	UG/L		NA	NA	NA	NA	NA	NA	NA	NA	120 U
Bromodichloromethane	50	UG/L		NA	NA	NA	NA	NA	NA	NA	NA	25 U
Bromoform	50	UG/L		NA	NA	NA	NA	NA	NA	NA	NA	100 U
Bromomethane	**5**	UG/L		NA	NA	NA	NA	NA	NA	NA	NA	120 U
Carbon Disulfide	60	UG/L		NA	NA	NA	NA	NA	NA	NA	NA	250 U
Carbon Tetrachloride	5	UG/L		5 U	50 U	12 U	12 U	2.5 U	0.5 U	0.5 U	0.5 U	25 U

Table 3. Summary of Volatile Organic Compounds in Groundwater, 60-66 Gerry Street, Brooklyn, New York

	Sample Designation:		MW-D2	MW-D2	MW-D2	MW-D2	MW-D2	MW-D2	MW-D2	MW-D2	MW-D2I
	Sample Date:		10/04/2019	05/29/2020	10/28/2020	10/28/2020	01/25/2021	04/28/2021	10/28/2021	04/28/2022	04/05/2016
	Normal or Field Duplicate:		N	N	N	FD	N	N	N	N	N
Parameter	NYSDEC Ambient Water-Quality Guidance Values	Unit									
Chlorobenzene	5	UG/L	25 U	250 U	62 U	62 U	12 U	2.5 U	2.5 U	2.5 U	120 U
Chloroethane	**5**	UG/L	NA	NA	NA	NA	NA	NA	NA	NA	120 U
Chloroform	7	UG/L	25 U	250 U	62 U	62 U	12 U	2.5 U	2.5 U	2.5 U	120 U
Chloromethane	**5**	UG/L	NA	NA	NA	NA	NA	NA	NA	NA	120 U
Cis-1,2-Dichloroethylene	**5**	UG/L	**960**	**15000**	**3900**	**3600**	**44**	**110**	5	**29**	**2700**
Cis-1,3-Dichloropropene	5	UG/L	NA	NA	NA	NA	NA	NA	NA	NA	25 U
Cymene	5	UG/L	NA	NA	NA	NA	NA	NA	NA	NA	120 U
Dibromochloromethane	50	UG/L	NA	NA	NA	NA	NA	NA	NA	NA	25 U
Dibromomethane	5	UG/L	NA	NA	NA	NA	NA	NA	NA	NA	250 U
Dichlorodifluoromethane	5	UG/L	NA	NA	NA	NA	NA	NA	NA	NA	250 U
Dichloroethylenes	**5**	UG/L	**960**	**15000**	**3900 J**	**3600 J**	**49 J**	**110 J**	5	**29**	**2700**
Diethyl Ether (Ethyl Ether)	--	UG/L	NA	NA	NA	NA	NA	NA	NA	NA	120 U
Ethylbenzene	5	UG/L	25 U	250 U	62 U	62 U	12 U	2.5 U	2.5 U	2.5 U	120 U
Hexachlorobutadiene	0.5	UG/L	NA	NA	NA	NA	NA	NA	NA	NA	120 U
Isopropylbenzene (Cumene)	5	UG/L	NA	NA	NA	NA	NA	NA	NA	NA	120 U
m,p-Xylene	5	UG/L	25 U	250 U	62 U	62 U	12 U	2.5 U	2.5 U	2.5 U	120 U
Methane	--	UG/L	1500	NA	NA	NA	6300	13600	6390	1150	NA
Methyl Ethyl Ketone (2-Butanone)	**50**	UG/L	50 U	500 U	120 U	120 U	**100**	**96**	5 U	2.5 J	250 U
Methyl Isobutyl Ketone (4-Methyl-2-Pentanone)	--	UG/L	NA	NA	NA	NA	NA	NA	NA	NA	250 U
Methylene Chloride	**5**	UG/L	25 U	250 U	62 U	62 U	12 U	2.5 U	2.5 U	2.5 U	120 U
Naphthalene	10	UG/L	NA	NA	NA	NA	NA	NA	NA	NA	120 U
N-Butylbenzene	5	UG/L	25 U	250 U	62 U	62 U	12 U	2.5 U	2.5 U	2.5 U	120 U
N-Propylbenzene	5	UG/L	25 U	250 U	62 U	62 U	12 U	2.5 U	2.5 U	2.5 U	120 U
O-Xylene (1,2-Dimethylbenzene)	5	UG/L	25 U	250 U	62 U	62 U	12 U	2.5 U	2.5 U	2.5 U	120 U
Sec-Butylbenzene	5	UG/L	25 U	250 U	62 U	62 U	12 U	2.5 U	2.5 U	2.5 U	120 U
Styrene	5	UG/L	NA	NA	NA	NA	NA	NA	NA	NA	120 U
T-Butylbenzene	5	UG/L	25 U	250 U	62 U	62 U	12 U	2.5 U	2.5 U	2.5 U	120 U
Tert-Butyl Methyl Ether	10	UG/L	25 U	250 U	62 U	62 U	12 U	2.5 U	2.5 U	2.5 U	120 U
Tetrachloroethylene (PCE)	**5**	UG/L	2.2 J	50 U	12 U	12 U	2.5 U	0.5 U	0.5 U	0.24 J	**100**
Toluene	5	UG/L	25 U	250 U	62 U	62 U	12 U	2.5 U	2.5 U	2.5 U	120 U
Total, 1,3-Dichloropropene (Cis And Trans)	0.4	UG/L	NA	NA	NA	NA	NA	NA	NA	NA	25 U
Trans-1,2-Dichloroethene	**5**	UG/L	25 U	250 U	**23 J**	**18 J**	4.9 J	1.6 J	2.5 U	2.5 U	120 U
Trans-1,3-Dichloropropene	--	UG/L	NA	NA	NA	NA	NA	NA	NA	NA	25 U
Trans-1,4-Dichloro-2-Butene	5	UG/L	NA	NA	NA	NA	NA	NA	NA	NA	120 U
Trichloroethylene (TCE)	**5**	UG/L	2.7 J	**18 J**	12 U	12 U	2.5 U	0.5 U	0.28 J	1.5	**110**
Trichlorofluoromethane	5	UG/L	NA	NA	NA	NA	NA	NA	NA	NA	120 U
Vinyl Acetate	--	UG/L	NA	NA	NA	NA	NA	NA	NA	NA	250 U
Vinyl Chloride	**2**	UG/L	**4400**	**19000**	**12000**	**13000**	**740**	**3500**	**260**	**30**	**230**
Xylenes	5	UG/L	NA	250 U	62 U	62 U	12 U	2.5 U	2.5 U	2.5 U	120 U

Table 3. Summary of Volatile Organic Compounds in Groundwater, 60-66 Gerry Street, Brooklyn, New York

	Sample Designation:		MW-D2I	MW-D2I	MW-D2I	MW-D2I	MW-D2I	MW-D2I	MW-D2I	MW-D2I	MW-D2I
	Sample Date:		07/19/2016	10/11/2016	10/11/2016	04/27/2017	07/18/2017	11/27/2017	03/29/2018	04/26/2018	06/01/2018
	Normal or Field Duplicate:		N	N	FD	N	N	N	N	N	N
Parameter	NYSDEC Ambient Water-Quality Guidance Values	Unit									
1,1,1,2-Tetrachloroethane	5	UG/L	500 U	NA	NA	NA	100 U	10 U	2.5 U	2.5 U	2.5 U
1,1,1-Trichloroethane (TCA)	5	UG/L	500 U	500 U	500 U	100 U	100 U	10 U	2.5 U	2.5 U	2.5 U
1,1,2,2-Tetrachloroethane	5	UG/L	100 U	NA	NA	NA	20 U	2.3	0.5 U	0.5 U	0.5 U
1,1,2-Trichloroethane	**1**	UG/L	300 U	NA	NA	NA	60 U	**8.8**	1.5 U	1.5 U	1.5 U
1,1-Dichloroethane	**5**	UG/L	500 U	500 U	500 U	100 U	100 U	10 U	2.5 U	2.5 U	2.5 U
1,1-Dichloroethene	**5**	UG/L	100 U	100 U	100 U	20 U	20 U	2 U	0.5 U	0.5 U	0.5 U
1,1-Dichloropropene	5	UG/L	500 U	NA	NA	NA	100 U	10 U	2.5 U	2.5 U	2.5 U
1,2,3-Trichlorobenzene	5	UG/L	500 U	NA	NA	NA	100 U	10 U	2.5 U	2.5 U	2.5 U
1,2,3-Trichloropropane	0.04	UG/L	500 U	NA	NA	NA	100 U	10 U	2.5 U	2.5 U	2.5 U
1,2,4,5-Tetramethylbenzene	5	UG/L	400 U	NA	NA	NA	80 U	8 U	2 U	2 U	2 U
1,2,4-Trichlorobenzene	5	UG/L	500 U	NA	NA	NA	100 U	10 U	2.5 U	2.5 U	2.5 U
1,2,4-Trimethylbenzene	5	UG/L	500 U	500 U	500 U	100 U	100 U	10 U	2.5 U	2.5 U	2.5 U
1,2-Dibromo-3-Chloropropane	0.04	UG/L	500 U	NA	NA	NA	100 U	10 U	2.5 U	2.5 U	2.5 U
1,2-Dibromoethane (Ethylene Dibromide)	0.0006	UG/L	400 U	NA	NA	NA	80 U	8 U	2 U	2 U	2 U
1,2-Dichlorobenzene	3	UG/L	500 U	500 U	500 U	100 U	100 U	10 U	2.5 U	2.5 U	2.5 U
1,2-Dichloroethane	**0.6**	UG/L	100 U	100 U	100 U	20 U	20 U	**7.7**	0.5 U	0.5 U	0.5 U
1,2-Dichloropropane	1	UG/L	200 U	NA	NA	NA	40 U	4 U	1 U	1 U	1 U
1,3,5-Trimethylbenzene (Mesitylene)	5	UG/L	500 U	500 U	500 U	100 U	100 U	10 U	2.5 U	2.5 U	2.5 U
1,3-Dichlorobenzene	3	UG/L	500 U	500 U	500 U	100 U	100 U	10 U	2.5 U	2.5 U	2.5 U
1,3-Dichloropropane	5	UG/L	500 U	NA	NA	NA	100 U	10 U	2.5 U	2.5 U	2.5 U
1,4-Dichlorobenzene	3	UG/L	500 U	500 U	500 U	100 U	100 U	10 U	2.5 U	2.5 U	2.5 U
1,4-Diethyl Benzene	--	UG/L	400 U	NA	NA	NA	80 U	8 U	2 U	2 U	2 U
1,4-Dioxane (P-Dioxane)	--	UG/L	50000 U	50000 U	50000 U	10000 U	10000 U	1000 U	250 U	250 U	250 U
2,2-Dichloropropane	5	UG/L	500 U	NA	NA	NA	100 U	10 U	2.5 U	2.5 U	2.5 U
2-Chlorotoluene	5	UG/L	500 U	NA	NA	NA	100 U	10 U	2.5 U	2.5 U	2.5 U
2-Hexanone	50	UG/L	1000 U	NA	NA	NA	200 U	20 U	5 U	5 U	5 U
4-Chlorotoluene	5	UG/L	500 U	NA	NA	NA	100 U	10 U	2.5 U	2.5 U	2.5 U
4-Ethyltoluene	--	UG/L	400 U	NA	NA	NA	80 U	8 U	2 U	2 U	2 U
Acetone	**50**	UG/L	1000 U	1000 U	1000 U	200 U	200 U	**130**	5 U	5 U	1.8 J
Acrylonitrile	5	UG/L	1000 U	NA	NA	NA	200 U	20 U	5 U	5 U	5 U
Benzene	**1**	UG/L	100 U	100 U	100 U	20 U	20 U	2 U	0.5 U	0.5 U	0.5 U
Bromobenzene	5	UG/L	500 U	NA	NA	NA	100 U	10 U	2.5 U	2.5 U	2.5 U
Bromochloromethane	5	UG/L	500 U	NA	NA	NA	100 U	10 U	2.5 U	2.5 U	2.5 U
Bromodichloromethane	50	UG/L	100 U	NA	NA	NA	20 U	2 U	0.5 U	0.5 U	0.5 U
Bromoform	50	UG/L	400 U	NA	NA	NA	80 U	8 U	2 U	2 U	2 U
Bromomethane	**5**	UG/L	500 U	NA	NA	NA	100 U	3 J	2.5 U	2.5 U	2.5 U
Carbon Disulfide	60	UG/L	1000 U	NA	NA	NA	200 U	57	5 U	5 U	5 U
Carbon Tetrachloride	5	UG/L	100 U	100 U	100 U	20 U	20 U	2 U	0.5 U	0.5 U	0.5 U

Table 3. Summary of Volatile Organic Compounds in Groundwater, 60-66 Gerry Street, Brooklyn, New York

Parameter	NYSDEC Ambient Water-Quality Guidance Values	Unit	Sample Designation:	MW-D2I	MW-D2I	MW-D2I	MW-D2I	MW-D2I	MW-D2I	MW-D2I	MW-D2I	MW-D2I
			Sample Date:	07/19/2016	10/11/2016	10/11/2016	04/27/2017	07/18/2017	11/27/2017	03/29/2018	04/26/2018	06/01/2018
			Normal or Field Duplicate:	N	N	FD	N	N	N	N	N	N
Chlorobenzene	5	UG/L		500 U	500 U	500 U	100 U	100 U	10 U	2.5 U	2.5 U	2.5 U
Chloroethane	**5**	UG/L		500 U	NA	NA	NA	100 U	10 U	2.5 U	2.5 U	2.5 U
Chloroform	7	UG/L		500 U	500 U	500 U	100 U	100 U	5 J	2.5 U	2.5 U	2.5 U
Chloromethane	**5**	UG/L		500 U	NA	NA	NA	100 U	**120**	2.5 U	2.5 U	2.5 U
Cis-1,2-Dichloroethylene	**5**	UG/L		**8700**	**14000**	**14000**	**3600**	**3900**	**610**	4.4	**5.9**	**53**
Cis-1,3-Dichloropropene	5	UG/L		100 U	NA	NA	NA	20 U	2 U	0.5 U	0.5 U	0.5 U
Cymene	5	UG/L		500 U	NA	NA	NA	100 U	10 U	2.5 U	2.5 U	2.5 U
Dibromochloromethane	50	UG/L		100 U	NA	NA	NA	20 U	2 U	0.5 U	0.5 U	0.5 U
Dibromomethane	5	UG/L		1000 U	NA	NA	NA	200 U	20 U	5 U	5 U	5 U
Dichlorodifluoromethane	5	UG/L		1000 U	NA	NA	NA	200 U	20 U	5 U	5 U	5 U
Dichloroethylenes	**5**	UG/L		**8700**	**14000**	**14000**	**3600**	**3900**	**650**	4.4	**5.9**	**53**
Diethyl Ether (Ethyl Ether)	--	UG/L		500 U	NA	NA	NA	100 U	10 U	2.5 U	2.5 U	2.5 U
Ethylbenzene	5	UG/L		500 U	500 U	500 U	100 U	100 U	10 U	2.5 U	2.5 U	2.5 U
Hexachlorobutadiene	0.5	UG/L		500 U	NA	NA	NA	100 U	10 U	2.5 U	2.5 U	2.5 U
Isopropylbenzene (Cumene)	5	UG/L		500 U	NA	NA	NA	100 U	10 U	2.5 U	2.5 U	2.5 U
m,p-Xylene	5	UG/L		500 U	500 U	500 U	100 U	100 U	10 U	2.5 U	2.5 U	2.5 U
Methane	--	UG/L		NA	NA	NA	209	NA	10.8	134	NA	NA
Methyl Ethyl Ketone (2-Butanone)	**50**	UG/L		1000 U	1000 U	1000 U	200 U	200 U	9.9 J	5 U	5 U	5 U
Methyl Isobutyl Ketone (4-Methyl-2-Pentanone)	--	UG/L		1000 U	NA	NA	NA	200 U	20 U	5 U	5 U	5 U
Methylene Chloride	**5**	UG/L		500 U	500 U	500 U	100 U	100 U	**9.7 J**	2.5 U	2.5 U	2.5 U
Naphthalene	10	UG/L		500 U	NA	NA	NA	100 U	10 U	2.5 U	2.5 U	2.5 U
N-Butylbenzene	5	UG/L		500 U	500 U	500 U	100 U	100 U	10 U	2.5 U	2.5 U	2.5 U
N-Propylbenzene	5	UG/L		500 U	500 U	500 U	100 U	100 U	10 U	2.5 U	2.5 U	2.5 U
O-Xylene (1,2-Dimethylbenzene)	5	UG/L		500 U	500 U	500 U	100 U	100 U	10 U	2.5 U	2.5 U	2.5 U
Sec-Butylbenzene	5	UG/L		500 U	500 U	500 U	100 U	100 U	10 U	2.5 U	2.5 U	2.5 U
Styrene	5	UG/L		500 U	NA	NA	NA	100 U	10 U	2.5 U	2.5 U	2.5 U
T-Butylbenzene	5	UG/L		500 U	500 U	500 U	100 U	100 U	10 U	2.5 U	2.5 U	2.5 U
Tert-Butyl Methyl Ether	10	UG/L		500 U	500 U	500 U	100 U	100 U	10 U	2.5 U	2.5 U	2.5 U
Tetrachloroethylene (PCE)	**5**	UG/L		**45 J**	100 U	100 U	**170**	**300**	**78**	0.5 U	0.5 U	0.5 U
Toluene	5	UG/L		500 U	500 U	500 U	100 U	100 U	10 U	2.5 U	2.5 U	2.5 U
Total, 1,3-Dichloropropene (Cis And Trans)	0.4	UG/L		100 U	NA	NA	NA	20 U	2 U	0.5 U	0.5 U	0.5 U
Trans-1,2-Dichloroethene	**5**	UG/L		500 U	500 U	500 U	100 U	100 U	**41**	2.5 U	2.5 U	2.5 U
Trans-1,3-Dichloropropene	--	UG/L		100 U	NA	NA	NA	20 U	2 U	0.5 U	0.5 U	0.5 U
Trans-1,4-Dichloro-2-Butene	5	UG/L		500 U	NA	NA	NA	100 U	10 U	2.5 U	2.5 U	2.5 U
Trichloroethylene (TCE)	**5**	UG/L		**68 J**	100 U	100 U	**60**	**64**	**36**	0.5 U	0.5 U	0.5 U
Trichlorofluoromethane	5	UG/L		500 U	NA	NA	NA	100 U	10 U	2.5 U	2.5 U	2.5 U
Vinyl Acetate	--	UG/L		1000 U	NA	NA	NA	200 U	20 U	5 U	5 U	5 U
Vinyl Chloride	**2**	UG/L		**1200**	**2700**	**2800**	**1300**	**3100**	**160**	**54**	**420**	**150**
Xylenes	5	UG/L		500 U	NA	NA	NA	100 U	10 U	2.5 U	2.5 U	2.5 U

Table 3. Summary of Volatile Organic Compounds in Groundwater, 60-66 Gerry Street, Brooklyn, New York

Parameter	NYSDEC Ambient Water-Quality Guidance Values	Unit	Sample Designation: MW-D2I	MW-D2I	MW-D2I	MW-D2I	MW-D2I
			Sample Date: 07/02/2018	10/09/2018	10/09/2018	01/11/2019	04/05/2019
			Normal or Field Duplicate: N	N	FD	N	N
1,1,1,2-Tetrachloroethane	5	UG/L	NA	2.5 U	2.5 U	5 U	6.2 U
1,1,1-Trichloroethane (TCA)	5	UG/L	5 U	2.5 U	2.5 U	5 U	6.2 U
1,1,2,2-Tetrachloroethane	5	UG/L	NA	0.5 U	0.5 U	1 U	1.2 U
1,1,2-Trichloroethane	**1**	UG/L	NA	1.5 U	1.5 U	3 U	3.8 U
1,1-Dichloroethane	**5**	UG/L	5 U	2.5 U	2.5 U	5 U	6.2 U
1,1-Dichloroethene	**5**	UG/L	1 U	0.5 U	0.5 U	0.52 J	0.58 J
1,1-Dichloropropene	5	UG/L	NA	2.5 U	2.5 U	5 U	6.2 U
1,2,3-Trichlorobenzene	5	UG/L	NA	2.5 U	2.5 U	5 U	6.2 U
1,2,3-Trichloropropane	0.04	UG/L	NA	2.5 U	2.5 U	5 U	6.2 U
1,2,4,5-Tetramethylbenzene	5	UG/L	NA	2 U	2 U	4 U	5 U
1,2,4-Trichlorobenzene	5	UG/L	NA	2.5 U	2.5 U	5 U	6.2 U
1,2,4-Trimethylbenzene	5	UG/L	5 U	2.5 U	2.5 U	5 U	6.2 U
1,2-Dibromo-3-Chloropropane	0.04	UG/L	NA	2.5 U	2.5 U	5 U	6.2 U
1,2-Dibromoethane (Ethylene Dibromide)	0.0006	UG/L	NA	2 U	2 U	4 U	5 U
1,2-Dichlorobenzene	3	UG/L	5 U	2.5 U	2.5 U	5 U	6.2 U
1,2-Dichloroethane	**0.6**	UG/L	1 U	0.5 U	0.5 U	1 U	1.2 U
1,2-Dichloropropane	1	UG/L	NA	1 U	1 U	2 U	2.5 U
1,3,5-Trimethylbenzene (Mesitylene)	5	UG/L	5 U	2.5 U	2.5 U	5 U	6.2 U
1,3-Dichlorobenzene	3	UG/L	5 U	2.5 U	2.5 U	5 U	6.2 U
1,3-Dichloropropane	5	UG/L	NA	2.5 U	2.5 U	5 U	6.2 U
1,4-Dichlorobenzene	3	UG/L	5 U	2.5 U	2.5 U	5 U	6.2 U
1,4-Diethyl Benzene	--	UG/L	NA	2 U	2 U	4 U	5 U
1,4-Dioxane (P-Dioxane)	--	UG/L	500 U	250 U	250 U	500 U	620 U
2,2-Dichloropropane	5	UG/L	NA	2.5 U	2.5 U	5 U	6.2 U
2-Chlorotoluene	5	UG/L	NA	2.5 U	2.5 U	5 U	6.2 U
2-Hexanone	50	UG/L	NA	5 U	5 U	10 U	12 U
4-Chlorotoluene	5	UG/L	NA	2.5 U	2.5 U	5 U	6.2 U
4-Ethyltoluene	--	UG/L	NA	2 U	2 U	4 U	5 U
Acetone	**50**	UG/L	10 U	4.6 J	3.2 J	10 U	3.8 J
Acrylonitrile	5	UG/L	NA	5 U	5 U	10 U	12 U
Benzene	**1**	UG/L	1 U	0.5 U	0.5 U	1 U	1.2 U
Bromobenzene	5	UG/L	NA	2.5 U	2.5 U	5 U	6.2 U
Bromochloromethane	5	UG/L	NA	2.5 U	2.5 U	5 U	6.2 U
Bromodichloromethane	50	UG/L	NA	0.5 U	0.5 U	1 U	1.2 U
Bromoform	50	UG/L	NA	2 U	2 U	4 U	5 U
Bromomethane	**5**	UG/L	NA	2.5 U	2.5 U	5 U	6.2 U
Carbon Disulfide	60	UG/L	NA	5 U	5 U	10 U	12 U
Carbon Tetrachloride	5	UG/L	1 U	0.5 U	0.5 U	1 U	1.2 U

Table 3. Summary of Volatile Organic Compounds in Groundwater, 60-66 Gerry Street, Brooklyn, New York

Parameter	NYSDEC Ambient Water-Quality Guidance Values	Unit	Sample Designation:	MW-D2I	MW-D2I	MW-D2I	MW-D2I
			Sample Date:	07/02/2018	10/09/2018	10/09/2018	01/11/2019	04/05/2019
			Normal or Field Duplicate:	N	N	FD	N	N
Chlorobenzene	5	UG/L		5 U	2.5 U	2.5 U	5 U	6.2 U
Chloroethane	**5**	UG/L		NA	2.5 U	2.5 U	4.6 J	3.5 J
Chloroform	7	UG/L		5 U	2.5 U	2.5 U	5 U	6.2 U
Chloromethane	**5**	UG/L		NA	2.5 U	2.5 U	5 U	3.4 J
Cis-1,2-Dichloroethylene	**5**	UG/L		**140**	**140**	**140**	**380**	**320**
Cis-1,3-Dichloropropene	5	UG/L		NA	0.5 U	0.5 U	1 U	1.2 U
Cymene	5	UG/L		NA	2.5 U	2.5 U	5 U	6.2 U
Dibromochloromethane	50	UG/L		NA	0.5 U	0.5 U	1 U	1.2 U
Dibromomethane	5	UG/L		NA	5 U	5 U	10 U	12 U
Dichlorodifluoromethane	5	UG/L		NA	5 U	5 U	10 U	12 U
Dichloroethylenes	**5**	UG/L		**140**	**140**	**140**	**380 J**	**320 J**
Diethyl Ether (Ethyl Ether)	--	UG/L		NA	2.5 U	2.5 U	5 U	6.2 U
Ethylbenzene	5	UG/L		5 U	2.5 U	2.5 U	5 U	6.2 U
Hexachlorobutadiene	0.5	UG/L		NA	2.5 U	2.5 U	5 U	6.2 U
Isopropylbenzene (Cumene)	5	UG/L		NA	2.5 U	2.5 U	5 U	6.2 U
m,p-Xylene	5	UG/L		5 U	2.5 U	2.5 U	5 U	6.2 U
Methane	--	UG/L		66.3	346	330	77.3	NA
Methyl Ethyl Ketone (2-Butanone)	**50**	UG/L		10 U	5 U	5 U	10 U	12 U
Methyl Isobutyl Ketone (4-Methyl-2-Pentanone)	--	UG/L		NA	5 U	5 U	10 U	12 U
Methylene Chloride	**5**	UG/L		5 U	2.5 U	2.5 U	5 U	6.2 U
Naphthalene	10	UG/L		NA	2.5 U	2.5 U	5 U	6.2 U
N-Butylbenzene	5	UG/L		5 U	2.5 U	2.5 U	5 U	6.2 U
N-Propylbenzene	5	UG/L		5 U	2.5 U	2.5 U	5 U	6.2 U
O-Xylene (1,2-Dimethylbenzene)	5	UG/L		5 U	2.5 U	2.5 U	5 U	6.2 U
Sec-Butylbenzene	5	UG/L		5 U	2.5 U	2.5 U	5 U	6.2 U
Styrene	5	UG/L		NA	2.5 U	2.5 U	5 U	6.2 U
T-Butylbenzene	5	UG/L		5 U	2.5 U	2.5 U	5 U	6.2 U
Tert-Butyl Methyl Ether	10	UG/L		5 U	2.5 U	2.5 U	5 U	6.2 U
Tetrachloroethylene (PCE)	**5**	UG/L		1 U	0.5 U	0.5 U	1 U	1.2 U
Toluene	5	UG/L		5 U	2.5 U	2.5 U	5 U	6.2 U
Total, 1,3-Dichloropropene (Cis And Trans)	0.4	UG/L		NA	0.5 U	0.5 U	1 U	1.2 U
Trans-1,2-Dichloroethene	**5**	UG/L		5 U	2.5 U	2.5 U	2 J	2.2 J
Trans-1,3-Dichloropropene	--	UG/L		NA	0.5 U	0.5 U	1 U	1.2 U
Trans-1,4-Dichloro-2-Butene	5	UG/L		NA	2.5 U	2.5 U	5 U	6.2 U
Trichloroethylene (TCE)	**5**	UG/L		1 U	0.5 U	0.5 U	1 U	1.2 U
Trichlorofluoromethane	5	UG/L		NA	2.5 U	2.5 U	5 U	6.2 U
Vinyl Acetate	--	UG/L		NA	5 U	5 U	10 U	12 U
Vinyl Chloride	**2**	UG/L		**310**	**190**	**190**	**310**	**240**
Xylenes	5	UG/L		NA	2.5 U	2.5 U	5 U	6.2 U

Table 3. Summary of Volatile Organic Compounds in Groundwater, 60-66 Gerry Street, Brooklyn, New York

Parameter	NYSDEC Ambient Water-Quality Guidance Values	Unit	Sample Designation:	MW-D2I	MW-D2I	MW-D2I	MW-D2I	MW-D2I	MW-D2I	MW-D2I	MW-D2I	MW-D2I
			Sample Date:	07/08/2019	10/04/2019	05/28/2020	10/27/2020	01/25/2021	04/28/2021	10/28/2021	01/26/2022	04/29/2022
			Normal or Field Duplicate:	N	N	N	N	N	N	N	N	N
1,1,1,2-Tetrachloroethane	5	UG/L		10 U	NA	NA	NA	NA	NA	NA	NA	NA
1,1,1-Trichloroethane (TCA)	5	UG/L		10 U	5 U	2.5 U	25 U	2.5 U	2.5 U	2.5 U	10 U	5 U
1,1,2,2-Tetrachloroethane	5	UG/L		2 U	NA	NA	NA	NA	NA	NA	NA	NA
1,1,2-Trichloroethane	**1**	UG/L		6 U	NA	NA	NA	NA	NA	NA	NA	NA
1,1-Dichloroethane	**5**	UG/L		10 U	5 U	2.5 U	25 U	2.5 U	2.5 U	2.5 U	10 U	5 U
1,1-Dichloroethene	**5**	UG/L		2 U	1 U	0.17 J	5 U	0.5 U	0.5 U	0.5 U	2 U	1 U
1,1-Dichloropropene	5	UG/L		10 U	NA	NA	NA	NA	NA	NA	NA	NA
1,2,3-Trichlorobenzene	5	UG/L		10 U	NA	NA	NA	NA	NA	NA	NA	NA
1,2,3-Trichloropropane	0.04	UG/L		10 U	NA	NA	NA	NA	NA	NA	NA	NA
1,2,4,5-Tetramethylbenzene	5	UG/L		8 U	NA	NA	NA	NA	NA	NA	NA	NA
1,2,4-Trichlorobenzene	5	UG/L		10 U	NA	NA	NA	NA	NA	NA	NA	NA
1,2,4-Trimethylbenzene	5	UG/L		10 U	5 U	2.5 U	25 U	2.5 U	2.5 U	2.5 U	10 U	5 U
1,2-Dibromo-3-Chloropropane	0.04	UG/L		10 U	NA	NA	NA	NA	NA	NA	NA	NA
1,2-Dibromoethane (Ethylene Dibromide)	0.0006	UG/L		8 U	NA	NA	NA	NA	NA	NA	NA	NA
1,2-Dichlorobenzene	3	UG/L		10 U	5 U	2.5 U	25 U	2.5 U	2.5 U	2.5 U	10 U	5 U
1,2-Dichloroethane	**0.6**	UG/L		2 U	1 U	0.5 U	5 U	0.2 J	0.5 U	0.5 U	2 U	1 U
1,2-Dichloropropane	1	UG/L		4 U	NA	NA	NA	NA	NA	NA	NA	NA
1,3,5-Trimethylbenzene (Mesitylene)	5	UG/L		10 U	5 U	2.5 U	25 U	2.5 U	2.5 U	2.5 U	10 U	5 U
1,3-Dichlorobenzene	3	UG/L		10 U	5 U	2.5 U	25 U	2.5 U	2.5 U	2.5 U	10 U	5 U
1,3-Dichloropropane	5	UG/L		10 U	NA	NA	NA	NA	NA	NA	NA	NA
1,4-Dichlorobenzene	3	UG/L		10 U	5 U	2.5 U	25 U	2.5 U	2.5 U	2.5 U	10 U	5 U
1,4-Diethyl Benzene	--	UG/L		8 U	NA	NA	NA	NA	NA	NA	NA	NA
1,4-Dioxane (P-Dioxane)	--	UG/L		1000 U	500 U	250 U	2500 U	250 U	250 U	250 U	1000 U	500 U
2,2-Dichloropropane	5	UG/L		10 U	NA	NA	NA	NA	NA	NA	NA	NA
2-Chlorotoluene	5	UG/L		10 U	NA	NA	NA	NA	NA	NA	NA	NA
2-Hexanone	50	UG/L		20 U	NA	NA	NA	NA	NA	NA	NA	NA
4-Chlorotoluene	5	UG/L		10 U	NA	NA	NA	NA	NA	NA	NA	NA
4-Ethyltoluene	--	UG/L		8 U	NA	NA	NA	NA	NA	NA	NA	NA
Acetone	**50**	UG/L		20 U	10 U	5 U	50 U	23	16	**64**	**630**	**120**
Acrylonitrile	5	UG/L		20 U	NA	NA	NA	NA	NA	NA	NA	NA
Benzene	**1**	UG/L		2 U	1 U	0.5 U	5 U	0.5 U	0.5 U	0.5 U	2 U	1 U
Bromobenzene	5	UG/L		10 U	NA	NA	NA	NA	NA	NA	NA	NA
Bromochloromethane	5	UG/L		10 U	NA	NA	NA	NA	NA	NA	NA	NA
Bromodichloromethane	50	UG/L		2 U	NA	NA	NA	NA	NA	NA	NA	NA
Bromoform	50	UG/L		8 U	NA	NA	NA	NA	NA	NA	NA	NA
Bromomethane	**5**	UG/L		10 U	NA	NA	NA	NA	NA	NA	NA	NA
Carbon Disulfide	60	UG/L		20 U	NA	NA	NA	NA	NA	NA	NA	NA
Carbon Tetrachloride	5	UG/L		2 U	1 U	0.5 U	5 U	0.5 U	0.5 U	0.5 U	2 U	1 U

Table 3. Summary of Volatile Organic Compounds in Groundwater, 60-66 Gerry Street, Brooklyn, New York

Parameter	NYSDEC Ambient Water-Quality Guidance Values	Unit	MW-D2I 07/08/2019 N	MW-D2I 10/04/2019 N	MW-D2I 05/28/2020 N	MW-D2I 10/27/2020 N	MW-D2I 01/25/2021 N	MW-D2I 04/28/2021 N	MW-D2I 10/28/2021 N	MW-D2I 01/26/2022 N	MW-D2I 04/29/2022 N
Chlorobenzene	5	UG/L	10 U	5 U	2.5 U	25 U	2.5 U	2.5 U	2.5 U	10 U	5 U
Chloroethane	**5**	UG/L	10 U	NA	NA	NA	NA	NA	NA	NA	NA
Chloroform	7	UG/L	10 U	5 U	2.5 U	25 U	2.5 U	2.5 U	2.5 U	10 U	5 U
Chloromethane	**5**	UG/L	10 U	NA	NA	NA	NA	NA	NA	NA	NA
Cis-1,2-Dichloroethylene	**5**	UG/L	**260**	**140**	**130**	**170**	**130**	**54**	**40**	**29**	**15**
Cis-1,3-Dichloropropene	5	UG/L	2 U	NA	NA	NA	NA	NA	NA	NA	NA
Cymene	5	UG/L	10 U	NA	NA	NA	NA	NA	NA	NA	NA
Dibromochloromethane	50	UG/L	2 U	NA	NA	NA	NA	NA	NA	NA	NA
Dibromomethane	5	UG/L	20 U	NA	NA	NA	NA	NA	NA	NA	NA
Dichlorodifluoromethane	5	UG/L	20 U	NA	NA	NA	NA	NA	NA	NA	NA
Dichloroethylenes	**5**	UG/L	**260**	**140**	**130**	**170**	**130**	**54**	**40**	**29**	**15**
Diethyl Ether (Ethyl Ether)	--	UG/L	10 U	NA	NA	NA	NA	NA	NA	NA	NA
Ethylbenzene	5	UG/L	10 U	5 U	2.5 U	25 U	2.5 U	2.5 U	2.5 U	10 U	5 U
Hexachlorobutadiene	0.5	UG/L	10 U	NA	NA	NA	NA	NA	NA	NA	NA
Isopropylbenzene (Cumene)	5	UG/L	10 U	NA	NA	NA	NA	NA	NA	NA	NA
m,p-Xylene	5	UG/L	10 U	5 U	2.5 U	25 U	2.5 U	2.5 U	2.5 U	10 U	5 U
Methane	--	UG/L	NA	85.5	NA	NA	130	130	8780	NA	5590
Methyl Ethyl Ketone (2-Butanone)	**50**	UG/L	20 U	10 U	5 U	50 U	**150**	37	**200**	**640**	**350**
Methyl Isobutyl Ketone (4-Methyl-2-Pentanone)	--	UG/L	20 U	NA	NA	NA	NA	NA	NA	NA	NA
Methylene Chloride	**5**	UG/L	10 U	5 U	2.5 U	25 U	2.5 U	2.5 U	2.5 U	10 U	5 U
Naphthalene	10	UG/L	10 U	NA	NA	NA	NA	NA	NA	NA	NA
N-Butylbenzene	5	UG/L	10 U	5 U	2.5 U	25 U	2.5 U	2.5 U	2.5 U	10 U	5 U
N-Propylbenzene	5	UG/L	10 U	5 U	2.5 U	25 U	2.5 U	2.5 U	2.5 U	10 U	5 U
O-Xylene (1,2-Dimethylbenzene)	5	UG/L	10 U	5 U	2.5 U	25 U	2.5 U	2.5 U	2.5 U	10 U	5 U
Sec-Butylbenzene	5	UG/L	10 U	5 U	2.5 U	25 U	2.5 U	2.5 U	2.5 U	10 U	5 U
Styrene	5	UG/L	10 U	NA	NA	NA	NA	NA	NA	NA	NA
T-Butylbenzene	5	UG/L	10 U	5 U	2.5 U	25 U	2.5 U	2.5 U	2.5 U	10 U	5 U
Tert-Butyl Methyl Ether	10	UG/L	10 U	5 U	2.5 U	25 U	2.5 U	2.5 U	2.5 U	10 U	5 U
Tetrachloroethylene (PCE)	**5**	UG/L	2 U	1 U	0.5 U	5 U	0.82	1	0.22 J	2 U	1 U
Toluene	5	UG/L	10 U	5 U	2.5 U	25 U	2.5 U	2.5 U	2.5 U	10 U	5 U
Total, 1,3-Dichloropropene (Cis And Trans)	0.4	UG/L	2 U	NA	NA	NA	NA	NA	NA	NA	NA
Trans-1,2-Dichloroethene	**5**	UG/L	10 U	5 U	2.5 U	25 U	2.5 U	2.5 U	2.5 U	10 U	5 U
Trans-1,3-Dichloropropene	--	UG/L	2 U	NA	NA	NA	NA	NA	NA	NA	NA
Trans-1,4-Dichloro-2-Butene	5	UG/L	10 U	NA	NA	NA	NA	NA	NA	NA	NA
Trichloroethylene (TCE)	**5**	UG/L	2 U	1 U	0.5 U	5 U	0.48 J	0.36 J	0.5 U	2 U	0.42 J
Trichlorofluoromethane	5	UG/L	10 U	NA	NA	NA	NA	NA	NA	NA	NA
Vinyl Acetate	--	UG/L	20 U	NA	NA	NA	NA	NA	NA	NA	NA
Vinyl Chloride	**2**	UG/L	**370**	**610**	**770**	**1400**	**170**	**76**	**44**	**18**	**11**
Xylenes	5	UG/L	10 U	NA	2.5 U	25 U	2.5 U	2.5 U	2.5 U	10 U	5 U

Table 4. Summary of General Chemistry in Groundwater, 60-66 Gerry Street, Brooklyn, New York

Sample Designation:			MW-8	MW-8	MW-8	MW-8	MW-8	MW-8	MW-8	MW-8	MW-8
Sample Date:			07/20/2016	10/11/2016	04/27/2017	11/22/2017	03/30/2018	07/03/2018	10/10/2018	01/10/2019	04/04/2019
Normal or Field Duplicate:			N	N	N	N	N	N	N	N	N
Parameter	NYSDEC Ambient Water-Quality Guidance Values	Unit									
Chloride (As Cl)	**250000**	UG/L	55000	59000	NA	NA	NA	NA	NA	NA	NA
COD - Chemical Oxygen Demand	--	UG/L	NA	NA	43000	31000	85000	14000 J	19000 J	27000	NA
Ethane	--	UG/L	NA	NA	0.592	0.5 U	0.5 U	0.765	1.23	0.5 U	NA
Ethene	--	UG/L	NA	NA	4.08	4.22	1.87	2.92	5.45	0.5 U	0.5 U
Nitrogen, Nitrate (As N)	--	UG/L	NA	NA	36 J	100 U	100 U	50 J	100 U	1820	NA
Sulfate (As SO4)	**250000**	UG/L	NA	NA	**380000**	**330000**	**290000**	**260000**	240000	**470000**	NA
Total Organic Carbon	--	UG/L	NA	NA	6370	7320	4800	4750	4600	8600	5000

Table 4. Summary of General Chemistry in Groundwater, 60-66 Gerry Street, Brooklyn, New York

Sample Designation:			MW-8	MW-8	MW-8	MW-9	MW-9	MW-9	MW-10	MW-10	MW-10
Sample Date:			07/09/2019	10/03/2019	10/03/2019	04/27/2017	11/27/2017	11/27/2017	07/19/2016	10/11/2016	04/27/2017
Normal or Field Duplicate:			N	N	FD	N	N	FD	N	N	N
Parameter	NYSDEC Ambient Water-Quality Guidance Values	Unit									
Chloride (As Cl)	**250000**	UG/L	NA	NA	NA	NA	NA	NA	220000	**270000**	NA
COD - Chemical Oxygen Demand	--	UG/L	NA	NA	NA	14000 J	20000 U	55000	NA	NA	18000 J
Ethane	--	UG/L	NA	2.69	2.46	0.64	0.568	0.623	NA	NA	0.924
Ethene	--	UG/L	0.712	0.658	0.5 U	0.5 U	0.5 U	0.5 U	NA	NA	0.5 U
Nitrogen, Nitrate (As N)	--	UG/L	NA	NA	NA	68 J	217	293	NA	NA	85 J
Sulfate (As SO4)	**250000**	UG/L	NA	NA	NA	45000	**590000**	**610000**	NA	NA	**310000**
Total Organic Carbon	--	UG/L	5200	6000	6100	2560	10400	10600	NA	NA	6620

Table 4. Summary of General Chemistry in Groundwater, 60-66 Gerry Street, Brooklyn, New York

	Sample Designation:		MW-10	MW-10	MW-10	MW-10	MW-10	MW-10	MW-10	MW-10	MW-10
	Sample Date:		11/27/2017	03/29/2018	08/21/2018	10/09/2018	01/10/2019	04/04/2019	07/09/2019	10/04/2019	05/28/2020
	Normal or Field Duplicate:		N	N	N	N	N	N	N	N	N
Parameter	NYSDEC Ambient Water-Quality Guidance Values	Unit									
Chloride (As Cl)	**250000**	UG/L	NA	NA	NA	NA	NA	NA	NA	NA	NA
COD - Chemical Oxygen Demand	--	UG/L	20000 U	16000 J	14000 J	19000 J	36000	NA	NA	NA	NA
Ethane	--	UG/L	0.966	1.26	15	30.3	16.2	NA	NA	7.21	NA
Ethene	--	UG/L	0.866	0.5 U	2.09	2.01	0.68	0.5 U	0.5 U	0.5 U	0.5 U
Nitrogen, Nitrate (As N)	--	UG/L	134	2290	3150	3200	4430	NA	NA	NA	NA
Sulfate (As SO4)	**250000**	UG/L	**420000**	**780000**	**440000**	**460000**	**430000**	NA	NA	NA	NA
Total Organic Carbon	--	UG/L	5410	4100	4400	8000	4600	3300	3600	4700	3300

Table 4. Summary of General Chemistry in Groundwater, 60-66 Gerry Street, Brooklyn, New York

Sample Designation:			MW-10	MW-10	MW-10	MW-10	MW-10	MW-10	MW-10	MW-16R	MW-16R
Sample Date:			05/28/2020	10/27/2020	01/26/2021	04/28/2021	10/27/2021	01/26/2022	04/28/2022	04/27/2017	11/22/2017
Normal or Field Duplicate:			FD	N	N	N	N	N	N	N	N
Parameter	NYSDEC Ambient Water-Quality Guidance Values	Unit									
Chloride (As Cl)	**250000**	UG/L	NA	NA	NA	NA	NA	NA	NA	NA	NA
COD - Chemical Oxygen Demand	--	UG/L	NA	NA	NA	NA	NA	NA	NA	21000	14000 J
Ethane	--	UG/L	NA	NA	NA	0.814	11.2	NA	1	0.76	0.668
Ethene	--	UG/L	0.5 U	0.5 U	0.5 U	0.623	13.7	8.29	0.574	12.4	11.1
Nitrogen, Nitrate (As N)	--	UG/L	NA	NA	NA	NA	NA	NA	NA	35 J	100 U
Sulfate (As SO4)	**250000**	UG/L	NA	NA	NA	NA	NA	NA	NA	**450000**	**460000**
Total Organic Carbon	--	UG/L	3200	3200	4300	3800	5400	4600	4300	5310	4950

Table 4. Summary of General Chemistry in Groundwater, 60-66 Gerry Street, Brooklyn, New York

Sample Designation:			MW-16R	MW-16R	MW-16R	MW-16R	MW-16R	MW-16R	MW-16R	MW-18	MW-18
Sample Date:			03/30/2018	07/02/2018	10/09/2018	01/10/2019	04/04/2019	07/09/2019	10/04/2019	07/20/2016	10/11/2016
Normal or Field Duplicate:			N	N	N	N	N	N	N	N	N
Parameter	NYSDEC Ambient Water-Quality Guidance Values	Unit									
Chloride (As Cl)	**250000**	UG/L	NA	NA	NA	NA	NA	NA	NA	48000	54000
COD - Chemical Oxygen Demand	--	UG/L	8800 J	17000 J	16000 J	15000 J	NA	NA	NA	NA	NA
Ethane	--	UG/L	0.745	0.723	0.708	0.557	NA	NA	0.585	NA	NA
Ethene	--	UG/L	6.99	11	23.6	26.1	21.4	18.6	16.7	NA	NA
Nitrogen, Nitrate (As N)	--	UG/L	122	100 U	100 U	100 U	NA	NA	NA	NA	NA
Sulfate (As SO4)	**250000**	UG/L	**380000**	**340000**	**620000**	**620000**	NA	NA	NA	NA	NA
Total Organic Carbon	--	UG/L	4000	3720	4200	4300	3700	4000	4300	NA	NA

Table 4. Summary of General Chemistry in Groundwater, 60-66 Gerry Street, Brooklyn, New York

	Sample Designation:		MW-18	MW-18	MW-18	MW-18	MW-18	MW-18	MW-18	MW-18	MW-18
	Sample Date:		04/27/2017	11/22/2017	03/30/2018	07/02/2018	07/02/2018	10/09/2018	01/11/2019	04/04/2019	04/04/2019
	Normal or Field Duplicate:		N	N	N	N	FD	N	N	N	FD
Parameter	NYSDEC Ambient Water-Quality Guidance Values	Unit									
Chloride (As Cl)	**250000**	UG/L	NA	NA	NA	NA	NA	NA	NA	NA	NA
COD - Chemical Oxygen Demand	--	UG/L	43000	26000	18000 J	12000 J	14000 J	16000 J	8500 J	NA	NA
Ethane	--	UG/L	0.695	0.723	0.743	1.1	0.906	0.5 U	0.5 U	NA	NA
Ethene	--	UG/L	14.8	7.19	7.18	6.42	5.58	1.43	0.5 U	2.33	2.62
Nitrogen, Nitrate (As N)	--	UG/L	2970	3670	3420	2820	3180	2210	414	NA	NA
Sulfate (As SO4)	**250000**	UG/L	**1900000**	**560000**	**540000**	**390000**	**350000**	**340000**	120000	NA	NA
Total Organic Carbon	--	UG/L	11400	5950	4100	3880	3830	4400	1700	3600	3600

Table 4. Summary of General Chemistry in Groundwater, 60-66 Gerry Street, Brooklyn, New York

	Sample Designation:		MW-18	MW-18	MW-19	MW-19	MW-19	MW-19	MW-19	MW-19	MW-19
	Sample Date:		07/09/2019	10/04/2019	07/19/2016	10/11/2016	04/27/2017	11/22/2017	03/30/2018	07/03/2018	10/10/2018
	Normal or Field Duplicate:		N	N	N	N	N	N	N	N	N
Parameter	NYSDEC Ambient Water-Quality Guidance Values	Unit									
Chloride (As Cl)	**250000**	UG/L	NA	NA	79000	38000	NA	NA	NA	NA	NA
COD - Chemical Oxygen Demand	--	UG/L	NA	NA	NA	NA	23000	20000 U	36000	7700 J	37000
Ethane	--	UG/L	NA	0.682	NA	NA	3.39	2.31	2.93	4.31	5.08
Ethene	--	UG/L	9.5	5.78	NA	NA	0.5 U	0.5 U	0.5 U	0.5 U	1.21
Nitrogen, Nitrate (As N)	--	UG/L	NA	NA	NA	NA	100 U	100 U	100 U	100 U	100 U
Sulfate (As SO4)	**250000**	UG/L	NA	NA	NA	NA	72000	69000	180000	100000	150000
Total Organic Carbon	--	UG/L	4400	3600	NA	NA	5630	4750	5300	4010	4200

Table 4. Summary of General Chemistry in Groundwater, 60-66 Gerry Street, Brooklyn, New York

	Sample Designation:		MW-19	MW-19	MW-19	MW-19	MW-19	MW-19	MW-19	MW-19	MW-19
	Sample Date:		01/10/2019	04/04/2019	07/08/2019	10/03/2019	05/29/2020	10/27/2020	01/26/2021	01/26/2021	04/28/2021
	Normal or Field Duplicate:		N	N	N	N	N	N	N	FD	N
Parameter	NYSDEC Ambient Water-Quality Guidance Values	Unit									
Chloride (As Cl)	**250000**	UG/L	NA	NA	NA	NA	NA	NA	NA	NA	NA
COD - Chemical Oxygen Demand	--	UG/L	36000	NA	NA	NA	NA	NA	NA	NA	NA
Ethane	--	UG/L	8.42	NA	NA	3.29	NA	NA	NA	NA	1.3
Ethene	--	UG/L	2.99	0.5 U	0.5 U	0.5 U	0.5 U	0.5 U	0.866	0.5 U	0.5 U
Nitrogen, Nitrate (As N)	--	UG/L	35 J	NA	NA	NA	NA	NA	NA	NA	NA
Sulfate (As SO4)	**250000**	UG/L	54000	NA	NA	NA	NA	NA	NA	NA	NA
Total Organic Carbon	--	UG/L	3000	2200	3100	5800	3800	7000	4000	3800	3500

Table 4. Summary of General Chemistry in Groundwater, 60-66 Gerry Street, Brooklyn, New York

Sample Designation:			MW-19	MW-20	MW-20	MW-20	MW-20	MW-20	MW-20	MW-20	MW-20
Sample Date:			10/27/2021	07/19/2016	10/11/2016	04/27/2017	11/27/2017	03/29/2018	04/26/2018	06/01/2018	07/02/2018
Normal or Field Duplicate:			N	N	N	N	N	N	N	N	N
Parameter	NYSDEC Ambient Water-Quality Guidance Values	Unit									
Chloride (As Cl)	**250000**	UG/L	NA	**410000**	**330000**	NA	NA	NA	NA	NA	NA
COD - Chemical Oxygen Demand	--	UG/L	NA	NA	NA	34000	31000	24000	NA	NA	7700 J
Ethane	--	UG/L	0.5 U	NA	NA	16.5	43.4	26.9	NA	NA	30.3
Ethene	--	UG/L	0.5 U	NA	NA	9.58	14.8	11	NA	NA	24.3
Nitrogen, Nitrate (As N)	--	UG/L	NA	NA	NA	553	100 U	100 U	NA	NA	34 J
Sulfate (As SO4)	**250000**	UG/L	NA	NA	NA	48000	**800000**	**790000**	NA	NA	**630000**
Total Organic Carbon	--	UG/L	2200	NA	NA	5320	9420	5000	5700	4200	3880

Table 4. Summary of General Chemistry in Groundwater, 60-66 Gerry Street, Brooklyn, New York

	Sample Designation:		MW-20	MW-20	MW-20	MW-20	MW-20	MW-20	MW-20	MW-20	MW-20
	Sample Date:		10/09/2018	01/10/2019	04/04/2019	07/08/2019	10/04/2019	05/29/2020	10/28/2020	01/25/2021	04/28/2021
	Normal or Field Duplicate:		N	N	N	N	N	N	N	N	N
Parameter	NYSDEC Ambient Water-Quality Guidance Values	Unit									
Chloride (As Cl)	**250000**	UG/L	NA	NA	NA	NA	NA	NA	NA	NA	NA
COD - Chemical Oxygen Demand	--	UG/L	37000	18000 J	NA	NA	NA	NA	NA	NA	NA
Ethane	--	UG/L	24.7	26.3	NA	NA	28.1	NA	NA	NA	20
Ethene	--	UG/L	108	233	83.8	83.1	2.79	71.5	0.673	4.08	57.5
Nitrogen, Nitrate (As N)	--	UG/L	100 U	100 U	NA	NA	NA	NA	NA	NA	NA
Sulfate (As SO4)	**250000**	UG/L	**370000**	**420000**	NA	NA	NA	NA	NA	NA	NA
Total Organic Carbon	--	UG/L	6700	7200	2400	4100	2600	5700	4800	98000	7500

Table 4. Summary of General Chemistry in Groundwater, 60-66 Gerry Street, Brooklyn, New York

Sample Designation:			MW-20	MW-20	MW-20	MW-20	MW-20	MW-21	MW-21	MW-21	MW-21
Sample Date:			04/28/2021	10/27/2021	01/26/2022	04/28/2022	04/28/2022	07/19/2016	10/11/2016	04/27/2017	11/22/2017
Normal or Field Duplicate:			FD	N	N	N	FD	N	N	N	N
Parameter	NYSDEC Ambient Water-Quality Guidance Values	Unit									
Chloride (As Cl)	**250000**	UG/L	NA	NA	NA	NA	NA	160000	210000	NA	NA
COD - Chemical Oxygen Demand	--	UG/L	NA	NA	NA	NA	NA	NA	NA	43000	41000
Ethane	--	UG/L	21.8	56.8	NA	17.5	20.7	NA	NA	64.3	10.1
Ethene	--	UG/L	59.6	38.3	1.28	29.2	33.7	NA	NA	2.72	0.565
Nitrogen, Nitrate (As N)	--	UG/L	NA	NA	NA	NA	NA	NA	NA	405	100 U
Sulfate (As SO4)	**250000**	UG/L	NA	NA	NA	NA	NA	NA	NA	66000	140000
Total Organic Carbon	--	UG/L	7500	4600	6200	5100	5100	NA	NA	4040	4500

Table 4. Summary of General Chemistry in Groundwater, 60-66 Gerry Street, Brooklyn, New York

	Sample Designation:		MW-21	MW-21	MW-21	MW-21	MW-21	MW-21	MW-21	MW-21	MW-21
	Sample Date:		03/29/2018	07/02/2018	10/09/2018	01/10/2019	04/04/2019	07/08/2019	07/08/2019	10/03/2019	05/28/2020
	Normal or Field Duplicate:		N	N	N	N	N	N	FD	N	N
Parameter	NYSDEC Ambient Water-Quality Guidance Values	Unit									
Chloride (As Cl)	**250000**	UG/L	NA	NA	NA	NA	NA	NA	NA	NA	NA
COD - Chemical Oxygen Demand	--	UG/L	35000	17000 J	26000	15000 J	NA	NA	NA	NA	NA
Ethane	--	UG/L	25.6	28.1	7.39	29.3	NA	NA	NA	5.83	NA
Ethene	--	UG/L	2.44	2.35	0.5 U	91.7	7.11	0.546	0.812	0.768	1.32
Nitrogen, Nitrate (As N)	--	UG/L	858	100 U	100 U	69 J	NA	NA	NA	NA	NA
Sulfate (As SO4)	**250000**	UG/L	68000	95000	72000	**430000**	NA	NA	NA	NA	NA
Total Organic Carbon	--	UG/L	2800	3050	3100	6700	4400	2400	2600	3200	2500

Table 4. Summary of General Chemistry in Groundwater, 60-66 Gerry Street, Brooklyn, New York

Sample Designation:			MW-21	MW-21	MW-21	MW-21	MW-21	MW-21	MW-21	MW-21	MW-22
Sample Date:			10/27/2020	01/26/2021	04/28/2021	10/27/2021	10/27/2021	01/26/2022	01/26/2022	04/29/2022	07/19/2016
Normal or Field Duplicate:			N	N	N	N	FD	N	FD	N	N
Parameter	NYSDEC Ambient Water-Quality Guidance Values	Unit									
Chloride (As Cl)	**250000**	UG/L	NA	NA	NA	NA	NA	NA	NA	NA	110000
COD - Chemical Oxygen Demand	--	UG/L	NA	NA	NA	NA	NA	NA	NA	NA	NA
Ethane	--	UG/L	NA	NA	0.5 U	3.42	3.49	NA	NA	1.38	NA
Ethene	--	UG/L	0.5 U	0.5 U	0.5 U	0.5 U	0.5 U	0.5 U	0.5 U	0.5 U	NA
Nitrogen, Nitrate (As N)	--	UG/L	NA	NA	NA	NA	NA	NA	NA	NA	NA
Sulfate (As SO4)	**250000**	UG/L	NA	NA	NA	NA	NA	NA	NA	NA	NA
Total Organic Carbon	--	UG/L	1300	1700	1900	3000	3000	3300	3400	3200	NA

Table 4. Summary of General Chemistry in Groundwater, 60-66 Gerry Street, Brooklyn, New York

	Sample Designation:		MW-22	MW-22	MW-22	MW-22	MW-22	MW-22	MW-22	MW-22	MW-22
	Sample Date:		10/11/2016	04/27/2017	11/22/2017	03/29/2018	07/03/2018	10/09/2018	01/10/2019	04/04/2019	07/08/2019
	Normal or Field Duplicate:		N	N	N	N	N	N	N	N	N
Parameter	NYSDEC Ambient Water-Quality Guidance Values	Unit									
Chloride (As Cl)	**250000**	UG/L	110000	NA	NA	NA	NA	NA	NA	NA	NA
COD - Chemical Oxygen Demand	--	UG/L	NA	30000	17000 J	20000 U	33000	44000	24000	NA	NA
Ethane	--	UG/L	NA	1.79	10.9	1.74	15.4	3.9	10.7	NA	NA
Ethene	--	UG/L	NA	0.5 U	1.2	0.5 U	1.7	5.96	6.26	2.52	0.5 U
Nitrogen, Nitrate (As N)	--	UG/L	NA	211	100 U	147	100 U	100 U	100 U	NA	NA
Sulfate (As SO4)	**250000**	UG/L	NA	45000	140000	60000	83000	68000	31000	NA	NA
Total Organic Carbon	--	UG/L	NA	2710	5680	2100	2660	4200	3600	3000	3200

Table 4. Summary of General Chemistry in Groundwater, 60-66 Gerry Street, Brooklyn, New York

Sample Designation:			MW-22	MW-22	MW-22	MW-23	MW-23	MW-23	MW-23	MW-23	MW-23
Sample Date:			10/03/2019	05/28/2020	10/27/2020	07/20/2016	07/20/2016	10/11/2016	04/27/2017	11/22/2017	03/30/2018
Normal or Field Duplicate:			N	N	N	N	FD	N	N	N	N
Parameter	NYSDEC Ambient Water-Quality Guidance Values	Unit									
Chloride (As Cl)	**250000**	UG/L	NA	NA	NA	28000	29000	32000	NA	NA	NA
COD - Chemical Oxygen Demand	--	UG/L	NA	NA	NA	NA	NA	NA	25000	24000	29000
Ethane	--	UG/L	2.45	NA	NA	NA	NA	NA	1.53	2.02	1.94
Ethene	--	UG/L	0.5 U	0.5 U	0.5 U	NA	NA	NA	0.5 U	0.5 U	0.5 U
Nitrogen, Nitrate (As N)	--	UG/L	NA	NA	NA	NA	NA	NA	48 J	100 U	100 U
Sulfate (As SO4)	**250000**	UG/L	NA	NA	NA	NA	NA	NA	**710000**	**700000**	**680000**
Total Organic Carbon	--	UG/L	4200	3600	3400	NA	NA	NA	6820	7280	6300

Table 4. Summary of General Chemistry in Groundwater, 60-66 Gerry Street, Brooklyn, New York

	Sample Designation:		MW-23	MW-23	MW-23	MW-23	MW-23	MW-23	MW-23	MW-23	MW-23
	Sample Date:		07/03/2018	10/10/2018	01/10/2019	04/04/2019	07/09/2019	10/03/2019	05/28/2020	10/27/2020	01/26/2021
	Normal or Field Duplicate:		N	N	N	N	N	N	N	N	N
Parameter	NYSDEC Ambient Water-Quality Guidance Values	Unit									
Chloride (As Cl)	**250000**	UG/L	NA	NA	NA	NA	NA	NA	NA	NA	NA
COD - Chemical Oxygen Demand	--	UG/L	19000 J	44000	18000 J	NA	NA	NA	NA	NA	NA
Ethane	--	UG/L	2.22	1.61	0.5 U	NA	NA	0.522	NA	NA	NA
Ethene	--	UG/L	0.5 U	1.57	0.5 U	0.5 U	0.5 U	0.5 U	0.5 U	0.5 U	0.5 U
Nitrogen, Nitrate (As N)	--	UG/L	44 J	100 U	100 U	NA	NA	NA	NA	NA	NA
Sulfate (As SO4)	**250000**	UG/L	**710000**	**630000**	**460000**	NA	NA	NA	NA	NA	NA
Total Organic Carbon	--	UG/L	6430	5600	5700	4800	5100	5400	5700	6400	7000

Table 4. Summary of General Chemistry in Groundwater, 60-66 Gerry Street, Brooklyn, New York

Sample Designation:			MW-23	MW-23	MW-23	MW-24I	MW-24I	MW-24I	MW-24I	MW-24I	MW-24I
Sample Date:			10/27/2021	01/26/2022	04/29/2022	04/27/2017	04/27/2017	11/27/2017	03/29/2018	04/26/2018	06/01/2018
Normal or Field Duplicate:			N	N	N	N	FD	N	N	N	N
Parameter	NYSDEC Ambient Water-Quality Guidance Values	Unit									
Chloride (As Cl)	**250000**	UG/L	NA	NA	NA	NA	NA	NA	NA	NA	NA
COD - Chemical Oxygen Demand	--	UG/L	NA	NA	NA	54000	57000	79000	82000	NA	NA
Ethane	--	UG/L	0.795	NA	0.5 U	3.62	5.31	4.16	18.6	NA	NA
Ethene	--	UG/L	0.5 U	0.5 U	0.5 U	92.9	161	153	65.7	NA	NA
Nitrogen, Nitrate (As N)	--	UG/L	NA	NA	NA	100 U	100 U	100 U	100 U	NA	NA
Sulfate (As SO4)	**250000**	UG/L	NA	NA	NA	**300000**	**310000**	**500000**	**260000**	NA	NA
Total Organic Carbon	--	UG/L	8900	3400	3000	11100	19200	14000	12000	5400	6700

Table 4. Summary of General Chemistry in Groundwater, 60-66 Gerry Street, Brooklyn, New York

Sample Designation:			MW-24I	MW-24I	MW-24I	MW-24I	MW-24I	MW-24I	MW-24I	MW-24I	MW-24I
Sample Date:			07/02/2018	10/09/2018	01/11/2019	04/05/2019	05/29/2020	10/28/2020	01/25/2021	04/28/2021	10/28/2021
Normal or Field Duplicate:			N	N	N	N	N	N	N	N	N
Parameter	NYSDEC Ambient Water-Quality Guidance Values	Unit									
Chloride (As Cl)	**250000**	UG/L	NA	NA	NA	NA	NA	NA	NA	NA	NA
COD - Chemical Oxygen Demand	--	UG/L	28000	40000	24000	NA	NA	NA	NA	NA	NA
Ethane	--	UG/L	15.3	17.2	18	NA	NA	NA	NA	96.9	23.9
Ethene	--	UG/L	129	563	237	810	543	536	1760	3620	48.8
Nitrogen, Nitrate (As N)	--	UG/L	48 J	100 U	54 J	NA	NA	NA	NA	NA	NA
Sulfate (As SO4)	**250000**	UG/L	**520000**	**610000**	**640000**	NA	NA	NA	NA	NA	NA
Total Organic Carbon	--	UG/L	5440	10000	5800	5800	4300	4100	260000	16000	4700

Table 4. Summary of General Chemistry in Groundwater, 60-66 Gerry Street, Brooklyn, New York

Sample Designation:			MW-24I	MW-24I	MW-25I	MW-25I	MW-25I	MW-25I	MW-25I	MW-25I	MW-25I
Sample Date:			01/26/2022	04/28/2022	04/27/2017	11/27/2017	03/29/2018	04/26/2018	06/01/2018	08/21/2018	10/09/2018
Normal or Field Duplicate:			N	N	N	N	N	N	N	N	N
Parameter	NYSDEC Ambient Water-Quality Guidance Values	Unit									
Chloride (As Cl)	**250000**	UG/L	NA	NA	NA	NA	NA	NA	NA	NA	NA
COD - Chemical Oxygen Demand	--	UG/L	NA	NA	50000	20000 U	99000	NA	NA	56000	58000
Ethane	--	UG/L	NA	5.35	2.94	0.5 U	59.7	NA	NA	43.8	35
Ethene	--	UG/L	17.4	1.25	11.1	1.22	21.3	NA	NA	3.53	1.99
Nitrogen, Nitrate (As N)	--	UG/L	NA	NA	100 U	110	100 U	NA	NA	100 U	414
Sulfate (As SO4)	**250000**	UG/L	NA	NA	**850000**	**5100000**	**1900000**	NA	NA	**2000000**	**3000000**
Total Organic Carbon	--	UG/L	4300	3500	15500	34100	11000	12000	14000	9600	9800

Table 4. Summary of General Chemistry in Groundwater, 60-66 Gerry Street, Brooklyn, New York

Sample Designation:			MW-25I	MW-25I	MW-25I	MW-25I	MW-25I	MW-25I	MW-25I	MW-25I	MW-25I
Sample Date:			01/10/2019	01/10/2019	04/05/2019	07/08/2019	10/03/2019	05/28/2020	10/27/2020	01/25/2021	04/28/2021
Normal or Field Duplicate:			N	FD	N	N	N	N	N	N	N
Parameter	NYSDEC Ambient Water-Quality Guidance Values	Unit									
Chloride (As Cl)	**250000**	UG/L	NA	NA	NA	NA	NA	NA	NA	NA	NA
COD - Chemical Oxygen Demand	--	UG/L	45000	43000	NA	NA	NA	NA	NA	NA	NA
Ethane	--	UG/L	17.8	21.8	NA	NA	9.89	NA	NA	NA	3.86
Ethene	--	UG/L	0.5 U	0.597	0.544	0.5 U	0.782	0.662	0.517	1.9	4.29
Nitrogen, Nitrate (As N)	--	UG/L	55 J	61 J	NA	NA	NA	NA	NA	NA	NA
Sulfate (As SO4)	**250000**	UG/L	**3100000**	**3100000**	NA	NA	NA	NA	NA	NA	NA
Total Organic Carbon	--	UG/L	7800	5800	3600	4200	5400	5600	5400	5600	5400

Table 4. Summary of General Chemistry in Groundwater, 60-66 Gerry Street, Brooklyn, New York

Sample Designation:			MW-25I	MW-25I	MW-25I	MW-D2	MW-D2	MW-D2	MW-D2	MW-D2	MW-D2
Sample Date:			10/25/2021	01/26/2022	04/29/2022	07/19/2016	10/11/2016	04/27/2017	11/27/2017	03/29/2018	04/26/2018
Normal or Field Duplicate:			N	N	N	N	N	N	N	N	N
Parameter	NYSDEC Ambient Water-Quality Guidance Values	Unit									
Chloride (As Cl)	**250000**	UG/L	NA	NA	NA	89000	110000	NA	NA	NA	NA
COD - Chemical Oxygen Demand	--	UG/L	NA	NA	NA	NA	NA	68000	130000	260000	NA
Ethane	--	UG/L	2.57	NA	0.618	NA	NA	37.1	5.19	10.2	11.3
Ethene	--	UG/L	1.62	0.5 U	0.5 U	NA	NA	129	70.3	157	389
Nitrogen, Nitrate (As N)	--	UG/L	NA	NA	NA	NA	NA	100 U	75 J	100 U	NA
Sulfate (As SO4)	**250000**	UG/L	NA	NA	NA	NA	NA	**860000**	**3100000**	**1100000**	NA
Total Organic Carbon	--	UG/L	4200	4000	3800	NA	NA	23000	21400	45000	57000

Table 4. Summary of General Chemistry in Groundwater, 60-66 Gerry Street, Brooklyn, New York

	Sample Designation:		MW-D2	MW-D2	MW-D2	MW-D2	MW-D2	MW-D2	MW-D2	MW-D2	MW-D2
	Sample Date:		06/01/2018	07/02/2018	10/09/2018	01/11/2019	04/05/2019	07/08/2019	10/04/2019	05/29/2020	10/28/2020
	Normal or Field Duplicate:		N	N	N	N	N	N	N	N	N
Parameter	NYSDEC Ambient Water-Quality Guidance Values	Unit									
Chloride (As Cl)	**250000**	UG/L	NA	NA	NA	NA	NA	NA	NA	NA	NA
COD - Chemical Oxygen Demand	--	UG/L	NA	86000	280000	22000	NA	NA	NA	NA	NA
Ethane	--	UG/L	7.39	10.8	14.6	21.2	NA	NA	11.7	NA	NA
Ethene	--	UG/L	371	672	3770	2240	2380	2350	3250	2140	2640
Nitrogen, Nitrate (As N)	--	UG/L	NA	73 J	58 J	100 U	NA	NA	NA	NA	NA
Sulfate (As SO4)	**250000**	UG/L	NA	**980000**	**650000**	**1400000**	NA	NA	NA	NA	NA
Total Organic Carbon	--	UG/L	16000	10800	53000	10000	9100	6700	8900	5800	6200

Table 4. Summary of General Chemistry in Groundwater, 60-66 Gerry Street, Brooklyn, New York

Sample Designation:			MW-D2	MW-D2	MW-D2	MW-D2	MW-D2	MW-D2I	MW-D2I	MW-D2I	MW-D2I
Sample Date:			10/28/2020	01/25/2021	04/28/2021	10/28/2021	04/28/2022	07/19/2016	10/11/2016	10/11/2016	04/27/2017
Normal or Field Duplicate:			FD	N	N	N	N	N	N	FD	N
Parameter	NYSDEC Ambient Water-Quality Guidance Values	Unit									
Chloride (As Cl)	**250000**	UG/L	NA	NA	NA	NA	NA	89000	99000	99000	NA
COD - Chemical Oxygen Demand	--	UG/L	NA	NA	NA	NA	NA	NA	NA	NA	43000
Ethane	--	UG/L	NA	NA	116	43.4	71.7	NA	NA	NA	1.22
Ethene	--	UG/L	2440	3300	3060	2110	157	NA	NA	NA	157
Nitrogen, Nitrate (As N)	--	UG/L	NA	NA	NA	NA	NA	NA	NA	NA	110
Sulfate (As SO4)	**250000**	UG/L	NA	NA	NA	NA	NA	NA	NA	NA	**360000**
Total Organic Carbon	--	UG/L	6200	140000	160000	8700	20000	NA	NA	NA	14000

Table 4. Summary of General Chemistry in Groundwater, 60-66 Gerry Street, Brooklyn, New York

Sample Designation:			MW-D2I	MW-D2I	MW-D2I	MW-D2I	MW-D2I	MW-D2I	MW-D2I	MW-D2I	MW-D2I
Sample Date:			11/27/2017	03/29/2018	04/26/2018	06/01/2018	07/02/2018	10/09/2018	10/09/2018	01/11/2019	04/05/2019
Normal or Field Duplicate:			N	N	N	N	N	N	FD	N	N
Parameter	NYSDEC Ambient Water-Quality Guidance Values	Unit									
Chloride (As Cl)	**250000**	UG/L	NA	NA	NA	NA	NA	NA	NA	NA	NA
COD - Chemical Oxygen Demand	--	UG/L	120000	75000	NA	NA	21000	60000	30000	31000	NA
Ethane	--	UG/L	0.5 U	15.1	NA	NA	22.9	21.8	20.8	6.43	NA
Ethene	--	UG/L	2.45	49.6	NA	NA	93.2	82.5	76.5	24.4	28.8
Nitrogen, Nitrate (As N)	--	UG/L	316	100 U	NA	NA	100 U	100 U	33 J	37 J	NA
Sulfate (As SO4)	**250000**	UG/L	**8700000**	**990000**	NA	NA	**630000**	**940000**	**960000**	**2200000**	NA
Total Organic Carbon	--	UG/L	24000	8700	8200	5200	3740	4400	4400	770	2600

Table 4. Summary of General Chemistry in Groundwater, 60-66 Gerry Street, Brooklyn, New York

Sample Designation:			MW-D2I	MW-D2I	MW-D2I	MW-D2I	MW-D2I	MW-D2I	MW-D2I	MW-D2I	MW-D2I
Sample Date:			07/08/2019	10/04/2019	05/28/2020	10/27/2020	01/25/2021	04/28/2021	10/28/2021	01/26/2022	04/29/2022
Normal or Field Duplicate:			N	N	N	N	N	N	N	N	N
Parameter	NYSDEC Ambient Water-Quality Guidance Values	Unit									
Chloride (As Cl)	**250000**	UG/L	NA	NA	NA	NA	NA	NA	NA	NA	NA
COD - Chemical Oxygen Demand	--	UG/L	NA	NA	NA	NA	NA	NA	NA	NA	NA
Ethane	--	UG/L	NA	13.1	NA	NA	NA	27.7	50.9	NA	12.1
Ethene	--	UG/L	123	212	142	213	104	37.9	196	14.6	23.2
Nitrogen, Nitrate (As N)	--	UG/L	NA	NA	NA	NA	NA	NA	NA	NA	NA
Sulfate (As SO4)	**250000**	UG/L	NA	NA	NA	NA	NA	NA	NA	NA	NA
Total Organic Carbon	--	UG/L	2500	3400	2400	3100	600000	180000	580000	1400000	580000

ATTACHMENT 1

Purge Logs

Well Sampling Data Form

Client: Pfizer **Project Number:** 0047.0044Y047

Site Location: Former Pfizer Site B&D - 60-66 Gerry Street, Brooklyn, NY

Well No: MW-25I Weather: Fair

Date: 4/29/2022 Purge Water Disposal: 55 Gallon Drum

Sampled By: AN Well Diameter / Type: 2" flush mount

Depth of Well (ft): 22.41 Water Column (ft): 7.81

Depth to Water(ft): 14.60 Volume of Water in Well (gal) 1.27

Depth to Product (ft): N/A Volume of Water to Remove (gal): 3.82

well diameter:	1 in	2 in	4 in	6 in	8 in
gallons per foot:	0.041	0.163	0.653	1.469	2.611

Start Purging: 11:45:00 AM Purge Rate: 200 mL/min

End Purging: 12:25:00 PM Volume of Water Removed (gal): 3.8

Method of Purge: Peristaltic Pump Method of Sampling: Low-Flow

Physical Appearance/ Comments: Mostly clear, yellow tint

Samples Collected: (analyses / no. bottles) VOCs, Dissolved gases, TOC

Time: 12:25 Laboratory : Alpha Analytical

Field Measurements:

Time	DTW ft	Flow Rate ml/min	ORP mV (+/- 10 mV)	Conductivity mS/m - S/m (w/in 3%)	Turbidity NTU (w/in %10)	pH SU (+/- 0.1)	Temperature C° - F° (w/in 3%)	Dissolved O_2 mg/L (w/in 10%)
1150	14.6	200	-29	2.430	0.0	6.73	18.36	1.20
1155	14.6	200	-36	2.420	0.0	6.70	18.21	0.08
1200	14.61	200	-44	2.360	0.0	6.72	18.17	0.00
1205	14.61	200	-49	2.320	0.0	6.74	18.18	0.00
1210	14.61	200	-50	2.280	0.0	6.74	18.12	0.00
1215	14.61	200	-53	2.230	0.0	6.76	18.14	0.00
1220	14.61	200	-54	2.230	0.0	6.76	18.12	0.00

ROUX

Well Sampling Data Form

Client: Pfizer **Project Number:** 0047.0044Y047

Site Location: Former Pfizer Site B&D - 60-66 Gerry Street, Brooklyn, NY

Well No: MW-D2I Weather: Fair

Date: 4/29/2022 Purge Water Disposal: 55 Gallon Drum

Sampled By: AN Well Diameter / Type: 2" flush mount

Depth of Well (ft): 22.41 Water Column (ft): 7.96

Depth to Water(ft): 14.45 Volume of Water in Well (gal) 1.30

Depth to Product (ft): N/A Volume of Water to Remove (gal): 3.9

well diameter:	1 in	2 in	4 in	6 in	8 in
gallons per foot:	0.041	0.163	0.653	1.469	2.611

Start Purging: 12:55:00 PM Purge Rate: 200 mL/min

End Purging: Volume of Water Removed (gal): 4

Method of Purge: Peristaltic Pump Method of Sampling: Low-Flow

Physical Appearance/ Comments: Slightly cloudy, gray, odor

Samples Collected: (analyses / no. bottles) VOCs, Dissolved gases, TOC

Time: 14:55 Laboratory : Alpha Analytical

Field Measurements:

Time	DTW ft	Flow Rate ml/min	ORP mV (+/- 10 mV)	Conductivity mS/m - S/m (w/in 3%)	Turbidity NTU (w/in %10)	pH SU (+/- 0.1)	Temperature C° - F° (w/in 3%)	Dissolved O_2 mg/L (w/in 10%)
1305	16.62	200	5	0.592	108.0	5.98	19.59	0.31
1310	17.2	200	3	0.566	107.0	5.84	19.61	0.00
1315	18.29	200	-5	0.555	106.0	5.67	19.75	0.00
1320	18.92	200	-11	0.572	112.0	5.69	19.86	0.00
1325	19.33	200	-18	0.572	162.0	5.77	19.80	0.00
1330	19.89	200	-24	0.591	479.0	5.78	20.1	0.00
1420	19	200	-24	0.857	1000.0	5.95	24.16	0.00
1425	19.67	200	-33	1.290	1000.0	5.92	19.66	0.00
1430	20.2	200	-37	1.31	1000.0	5.93	19.72	0.00
1435	20.81	200	-43	1.45	0	5.98	19.46	0.00

ROUX

Well Sampling Data Form

Client: Pfizer **Project Number:** 0047.0044Y047

Site Location: Former Pfizer Site B&D - 60-66 Gerry Street, Brooklyn, NY

Well No: MW-23 Weather: fair

Date: 4/29/2022 Purge Water Disposal: 55 Gallon Drum

Sampled By: AN Well Diameter / Type: 2" flush mount

Depth of Well (ft): 24.93 Water Column (ft): 9.66

Depth to Water(ft): 15.27 Volume of Water in Well (gal) 1.58

Depth to Product (ft): N/A Volume of Water to Remove (gal): 5

well diameter:	1 in	2 in	4 in	6 in	8 in
gallons per foot:	0.041	0.163	0.653	1.469	2.611

Start Purging: 9:45:00 AM Purge Rate: 200 mL/min

End Purging: 10:30:00 AM Volume of Water Removed (gal): 5

Method of Purge: Peristaltic Pump Method of Sampling: Low-Flow

Physical Appearance/ Comments: Clear

Samples Collected: (analyses / no. bottles) VOCs, Dissolved gases, TOC

Time: 10:30 Laboratory : Alpha Analytical

Field Measurements:

Time	DTW ft	Flow Rate ml/min	ORP mV (+/- 10 mV)	Conductivity mS/m - S/m (w/in 3%)	Turbidity NTU (w/in %10)	pH SU (+/- 0.1)	Temperature C° - F° (w/in 3%)	Dissolved O_2 mg/L (w/in 10%)
950	15.32	200	201	1.340	37.3	5.84	15.31	2.00
955	15.32	200	191	1.330	37.6	6.21	15.5	1.10
1000	15.32	200	187	1.330	200.0	6.40	15.81	0.87
1005	15.32	200	172	1.330	85.0	6.54	16.01	0.70
1010	15.32	200	166	1.320	0.0	6.59	16.10	0.64
1015	15.32	200	163	1.310	0.0	6.60	16.14	0.75
1020	15.32	200	159	1.310	0.0	6.62	16.17	0.64

ROUX

Well Sampling Data Form

Client: Pfizer **Project Number:** 0047.0044Y047

Site Location: Former Pfizer Site B&D - 60-66 Gerry Street, Brooklyn, NY

Well No: MW-21 Weather: Sunny

Date: 4/29/2022 Purge Water Disposal: 55 Gallon Drum

Sampled By: AN Well Diameter / Type: 2" flush mount

Depth of Well (ft): 23.16 Water Column (ft): 8.74

Depth to Water(ft): 14.42 Volume of Water in Well (gal) 1.43

Depth to Product (ft): N/A Volume of Water to Remove (gal): 4

well diameter:	1 in	2 in	4 in	6 in	8 in
gallons per foot:	0.041	0.163	0.653	1.469	2.611

Start Purging: 10:50:00 AM Purge Rate: 200 mL/min

End Purging: 11:30:00 AM Volume of Water Removed (gal): 4

Method of Purge: Peristaltic Pump Method of Sampling: Low-Flow

Physical Appearance/ Comments: Clear

Samples Collected: (analyses / no. bottles) VOCs, Dissolved gases, TOC

Time: 11:30 Laboratory : Alpha Analytical

Field Measurements:

Time	DTW ft	Flow Rate ml/min	ORP mV (+/- 10 mV)	Conductivity mS/m - S/m (w/in 3%)	Turbidity NTU (w/in %10)	pH SU (+/- 0.1)	Temperature C° - F° (w/in 3%)	Dissolved O_2 mg/L (w/in 10%)
11:00	14.42	200	118	1.100	3.5	6.51	18.81	0.18
1105	14.42	200	110	1.100	0.0	6.50	18.83	0.11
1110	14.43	200	109	1.100	0.0	6.53	18.95	0.00
1115	14.43	200	108	1.110	0.0	6.56	19.04	0.00
1120	14.43	200	108	1.110	0.0	6.58	19.04	0.00

ROUX

Well Sampling Data Form

Client: Pfizer **Project Number:** 0047.0044Y047

Site Location: Former Pfizer Site B&D - 60-66 Gerry Street, Brooklyn, NY

Well No: MW-10 Weather: Fair

Date: 4/28/2022 Purge Water Disposal: 55 Gallon Drum

Sampled By: AN Well Diameter / Type: 2" flush mount

Depth of Well (ft): 19.74 Water Column (ft): 4.69

Depth to Water(ft): 15.05 Volume of Water in Well (gal) 0.77

Depth to Product (ft): N/A Volume of Water to Remove (gal): 2

well diameter:	1 in	2 in	4 in	6 in	8 in
gallons per foot:	0.041	0.163	0.653	1.469	2.611

Start Purging: 1:15:00 PM Purge Rate: 200 mL/min

End Purging: 2:00:00 PM Volume of Water Removed (gal): >2.29636613059707

Method of Purge: Peristaltic Pump Method of Sampling: Low-Flow

Physical Appearance/ Comments: Clear

Samples Collected: (analyses / no. bottles) VOCs, Dissolved gases, TOC

Time: 14:00 Laboratory : Alpha Analytical

Field Measurements:

Time	DTW ft	Flow Rate ml/min	ORP mV (+/- 10 mV)	Conductivity mS/m - S/m (w/in 3%)	Turbidity NTU (w/in %10)	pH SU (+/- 0.1)	Temperature C° - F° (w/in 3%)	Dissolved O_2 mg/L (w/in 10%)
1325	15.05	200	-151	1.270	55.7	8.44	18	0.00
1330	15.07	200	-140	1.270	63.0	8.23	17.94	0.00
1335	15.07	200	-121	1.270	46.1	7.70	17.94	4.08
1340	15.07	200	-111	1.270	19.4	7.55	17.73	0.00
1345	15.07	200	-95	1.270	0.0	7.22	17.75	0.00
1350	15.07	200	-89	1.270	0.0	7.05	17.87	0.00
1355	15.07	200	-84	1.270	0.0	6.94	17.83	0.00

ROUX

Well Sampling Data Form

Client: Pfizer **Project Number:** 0047.0044Y047

Site Location: Former Pfizer Site B&D - 60-66 Gerry Street, Brooklyn, NY

Well No: MW-20 Weather: 49 F, rain

Date: 4/28/2022 Purge Water Disposal: 55 Gallon Drum

Sampled By: AN Well Diameter / Type: 2" flush mount

Depth of Well (ft): 18.92 Water Column (ft): 3.95

Depth to Water(ft): 14.97 Volume of Water in Well (gal) 0.64

Depth to Product (ft): N/A Volume of Water to Remove (gal): 2

well diameter:	1 in	2 in	4 in	6 in	8 in
gallons per foot:	0.041	0.163	0.653	1.469	2.611

Start Purging: 12:30:00 PM Purge Rate: 200 mL/min

End Purging: 1:10:00 PM Volume of Water Removed (gal): 7

Method of Purge: Peristaltic Pump Method of Sampling: Low-Flow

Physical Appearance/ Comments: Clear

Samples Collected: (analyses / no. bottles) VOCs, Dissolved gases, TOC

16 bottles total. MW-20, DUP_04282022

Time: 13:05 Laboratory : Alpha Analytical

Field Measurements:

Time	DTW ft	Flow Rate ml/min	ORP mV (+/- 10 mV)	Conductivity mS/m - S/m (w/in 3%)	Turbidity NTU (w/in %10)	pH SU (+/- 0.1)	Temperature C° - F° (w/in 3%)	Dissolved O_2 mg/L (w/in 10%)
1235	14.97	200	-93	1.600	4.2	7.03	18.2	0.01
1240	14.97	200	-87	1.600	0.1	6.87	17.88	0.00
1245	14.97	200	-78	1.580	0.0	6.60	17.74	0.00
1250	14.97	200	-65	1.540	0.0	6.23	17.67	0.00
1255	14.97	200	-62	1.530	0.0	6.12	17.65	0.00
1300	14.97	200	-61	1.530	0.0	6.08	17.63	0.00

ROUX

Well Sampling Data Form

Client: Pfizer **Project Number:** 0047.0044Y047

Site Location: Former Pfizer Site B&D - 60-66 Gerry Street, Brooklyn, NY

Well No: MW-24I Weather: Fair

Date: 4/29/2022 Purge Water Disposal: 55 Gallon Drum

Sampled By: AN Well Diameter / Type: 2" flush mount

Depth of Well (ft): 20.35 Water Column (ft): 6.73

Depth to Water(ft): 13.62 Volume of Water in Well (gal) 1.10

Depth to Product (ft): N/A Volume of Water to Remove (gal): 3

well diameter:	1 in	2 in	4 in	6 in	8 in
gallons per foot:	0.041	0.163	0.653	1.469	2.611

Start Purging: 10:18:00 AM Purge Rate: 200 mL/min

End Purging: 11:25:00 AM Volume of Water Removed (gal): 3

Method of Purge: Peristaltic Pump Method of Sampling: Low-Flow

Physical Appearance/ Comments: Clear

Samples Collected: (analyses / no. bottles) VOCs, Dissolved gases, TOC

Time: 11:15 Laboratory : Alpha Analytical

Field Measurements:

Time	DTW ft	Flow Rate ml/min	ORP mV (+/- 10 mV)	Conductivity mS/m - S/m (w/in 3%)	Turbidity NTU (w/in %10)	pH SU (+/- 0.1)	Temperature C° - F° (w/in 3%)	Dissolved O_2 mg/L (w/in 10%)
10:25	13.64	200	15	0.993	168.0	6.44	17.56	0.22
10:30	13.65	200	-74	1.030	108.0	6.69	17.01	0.04
10:35	13.65	200	-85	1.020	86.0	6.49	16.31	0.01
10:40	13.65	200	-90	0.983	50.0	6.45	16.35	0.20
10:45	13.65	200	-83	1.000	56.0	6.20	16.46	0.48
10:50	13.65	200	-78	1.020	56.5	5.98	16.49	0.14
10:55	13.65	200	-63	1.030	48.0	5.68	16.9	0.08
11:00	13.65	200	-50	1.030	31.9	5.34	16.77	0.00
11:05	13.65	200	-45	1.03	23.1	5.26	16.08	0.00
11:10	13.65	200	-45	1.04	14.3	5.16	16.92	0.00

ROUX

Well Sampling Data Form

Client: Pfizer **Project Number:** 0047.0044Y047

Site Location: Former Pfizer Site B&D - 60-66 Gerry Street, Brooklyn, NY

Well No: MW-D2 Weather: 49 F, rain

Date: 4/29/2022 Purge Water Disposal: 55 Gallon Drum

Sampled By: AN Well Diameter / Type: 2" flush mount

Depth of Well (ft): 16.06 Water Column (ft): 1.78

Depth to Water(ft): 14.28 Volume of Water in Well (gal) 0.29

Depth to Product (ft): N/A Volume of Water to Remove (gal): 1

well diameter:	1 in	2 in	4 in	6 in	8 in
gallons per foot:	0.041	0.163	0.653	1.469	2.611

Start Purging: 9:45:00 AM Purge Rate: 200 mL/min

End Purging: 12:45:00 PM Volume of Water Removed (gal): 0.29

Method of Purge: Peristaltic Pump Method of Sampling: Low-Flow

Physical Appearance/ Comments: Dark grey, viscous

Samples Collected: (analyses / no. bottles) VOCs, Dissolved gases, TOC

Time: 12:45 Laboratory : Alpha Analytical

Field Measurements:

Time	DTW ft	Flow Rate ml/min	ORP mV (+/- 10 mV)	Conductivity mS/m - S/m (w/in 3%)	Turbidity NTU (w/in %10)	pH SU (+/- 0.1)	Temperature C° - F° (w/in 3%)	Dissolved O_2 mg/L (w/in 10%)
Grab sample collected due to no recovery.								

ROUX

ATTACHMENT 2

Laboratory Analytical Reports

www.alphalab.com

Alpha Analytical

Laboratory Code: 11148

SDG Number: L2204289

The original project report/data package is held by Alpha Analytical. This report/data package is paginated and should be reproduced only in its entirety. Alpha Analytical holds no responsibility for results and/or data that are not consistent with the original.

Table of Contents

New York ASP Category B Data Deliverable Package 1
Table of Contents 2
Sample ID Cross Reference 6
SDG Narrative 7
Data Qualifier Definitions 9
Instrument Information 12
Sample Log-in Sheet 15
Lims COC (LN01) 16
External Chain of Custody 18
Organics Analysis 19
GC Volatile Air Analysis 20
Volatiles QC Summary 21
Form 3 - Organics 22
Form 4 - Organics 24
MDL Study - Dissolved Gases 25
Volatiles Sample Data 26
Form 1 - Organics 27
MW-23 (L2204289-01) Analyzed: 01/31/22 13:13 37
MW-21 (L2204289-02) Analyzed: 01/31/22 13:30 40
DUP_01262022 (L2204289-03) Analyzed: 01/31/22 13:48 44
MW-24I (L2204289-04) Analyzed: 01/31/22 14:06 48
MW-20 (L2204289-05) Analyzed: 01/31/22 14:24 52
MW-10 (L2204289-06) Analyzed: 01/31/22 14:41 56
FB-01262022 (L2204289-07) Analyzed: 01/31/22 14:59 60
MW-25I (L2204289-08) Analyzed: 01/31/22 15:17 63
MW-D2I (L2204289-10) Analyzed: 01/31/22 15:35 66
Volatile Standards Data 70
Initial Calibration 71
Form 6 - Organics 72
ICAL for AIRLAB9 on 05/12/20 ICAL16772 73
Initial Calibration Summary - Cal Date: 05/12/20 00:00 73
STD01 Injected on: 05/11/20 15:46 74
STD02 Injected on: 05/11/20 16:06 87
STD03 Injected on: 05/11/20 16:25 101
STD04 Injected on: 05/11/20 16:45 116
STD05 Injected on: 05/11/20 17:05 126
STD06 Injected on: 05/11/20 17:25 136
STD07 Injected on: 05/11/20 17:44 147
STD08 Injected on: 05/11/20 18:04 159
ICV Summary Injected on: 05/11/20 18:38 163
ICV Quant Injected on: 05/11/20 18:38 164
Continuing Calibration 177
Form 7 WG1599784-1 for AIRLAB9 run 01/31/22 11:22:00 178
CC Summary - AIRLAB9 Run: 01/31/22 11:22 179
CC Quant - WG1599784-1 Inst. AIRLAB9 01/31/22 11:22 180
CC Summary - AIRLAB9 Run: 01/31/22 16:29 183
CC Quant - WG1599784-6 Inst. AIRLAB9 01/31/22 16:29 184
CC Quant - AIRLAB9 Run: 01/31/22 11:22:00 187
Volatiles Raw QC Data 190
Laboratory Method Bl (WG1599784-3) Analyzed: 01/31/22 11:45 Chan. A 191

Table of Contents

LCS Summary for WG1599784-2 195
Laboratory Control S (WG1599784-2) Analyzed: 01/31/22 11:22 Chan. A 196
Matrix Spike (WG1599784-4) Analyzed: 01/31/22 15:53 Chan. A 206
Air Calculations 210
QC Batch WG1599784 212
ICAL Sequence for AIRLAB9 on 12-MAY-2020 00:00 ICAL16772 213
Instrument AIRLAB9 Run Date 01/31/22 Run ID R1528664 215
GCMS 8260 Analysis 217
Volatiles QC Summary 218
Form 2 - Organics 219
Form 3 - Organics 220
Form 4 - Organics 226
Form 5 - Organics 228
Form 8 - Organics 232
MDL Study - Volatile Organics 8260 234
Volatiles Sample Data 243
Form 1 - Organics 244
MW-23 (L2204289-01) Analyzed: 01/28/22 16:43 269
MW-21 (L2204289-02) Analyzed: 01/28/22 17:03 278
DUP_01262022 (L2204289-03) Analyzed: 01/28/22 17:23 291
MW-24I (L2204289-04) Analyzed: 01/28/22 17:44 305
MW-20 (L2204289-05) Analyzed: 01/28/22 18:04 311
MW-10 (L2204289-06) Analyzed: 01/28/22 18:24 317
FB-01262022 (L2204289-07) Analyzed: 01/28/22 18:45 326
MW-25I (L2204289-08) Analyzed: 01/28/22 19:05 332
TB-01262022 (L2204289-09) Analyzed: 01/28/22 19:25 339
MW-D2I (L2204289-10D) Analyzed: 01/28/22 19:46 343
MW-24I (L2204289-04D) Analyzed: 02/01/22 09:13 353
Volatile Standards Data 357
Initial Calibration 358
Form 6 - Organics 359
ICAL for VOA108 on 01/24/22 ICAL18682 365
Initial Calibration Summary - Cal Date: 01/24/22 00:00 365
BFB Tune Std Injected on: 01/21/22 03:17 369
STD0.19PPB Injected on: 01/21/22 04:20 370
STD0.5PPB Injected on: 01/21/22 05:01 373
STD2PPB Injected on: 01/21/22 05:42 378
STD10PPB Injected on: 01/21/22 06:22 383
STD30PPB Injected on: 01/21/22 06:43 420
STD80PPB Injected on: 01/21/22 07:03 425
STD120PPB Injected on: 01/21/22 07:23 430
STD200PPB Injected on: 01/21/22 07:44 435
ICV Summary Form Injected on: 01/21/22 09:46 440
ICV Quant Report Injected on: 01/21/22 09:46 443
Correlation Data Summary 448
V108_220121A_8260_coeff 448
ICAL for VOA105 on 01/26/22 ICAL18692 449
Initial Calibration Summary - Cal Date: 01/26/22 00:00 449
BFB Tune Std Injected on: 01/26/22 08:18 453
STD0.19PPB Injected on: 01/26/22 10:10 454

Table of Contents

STD0.5PPB Injected on: 01/26/22 10:56 457
STD2PPB Injected on: 01/26/22 11:42 464
STD10PPB Injected on: 01/26/22 12:05 471
STD30PPB Injected on: 01/26/22 12:27 476
STD80PPB Injected on: 01/26/22 12:50 481
STD120PPB Injected on: 01/26/22 13:13 486
STD200PPB Injected on: 01/26/22 13:36 491
ICV Summary Form Injected on: 01/26/22 15:30 496
ICV Quant Report Injected on: 01/26/22 15:30 499
Correlation Data Summary 504
Continuing Calibration 505
Form 7 - Organics 506
CC Summary - VOA108 Run: 01/28/22 11:38 512
CC Quant - VOA108 Run: 01/28/22 11:38 515
CC Summary - VOA105 Run: 02/01/22 07:19 520
CC Quant - VOA105 Run: 02/01/22 07:19 523
bfb tune - Inst. VOA108 01/28/22 11:18 528
bfb tune - Inst. VOA105 02/01/22 07:11 529
Volatiles Raw QC Data 530
Laboratory Method Bl (WG1600155-5) Analyzed: 01/28/22 12:59 531
Laboratory Method Bl (WG1600175-5) Analyzed: 02/01/22 08:50 535
Laboratory Control S (WG1600155-3) Analyzed: 01/28/22 11:38 539
Laboratory Control S (WG1600175-3) Analyzed: 02/01/22 07:19 574
LCS Duplicate (WG1600155-4) Analyzed: 01/28/22 11:58 608
LCS Duplicate (WG1600175-4) Analyzed: 02/01/22 07:41 643
Matrix Spike (WG1600155-6) Analyzed: 01/28/22 20:06 677
Matrix Spike Duplica (WG1600155-7) Analyzed: 01/28/22 20:26 712
Volatiles Calculations 747
QC Batch WG1600155 748
QC Batch WG1600175 749
ICAL Sequence for VOA108 on 24-JAN-2022 00:00 ICAL18682 750
VOAseq 750
ICAL Sequence for VOA105 on 26-JAN-2022 00:00 ICAL18692 751
Instrument VOA108 Run Date 01/28/22 Run ID R1528621 752
VOAseq 752
Instrument VOA105 Run Date 02/01/22 Run ID R1528667 753
Wet Chemistry Analysis 754
TOC Analysis 755
Results 756
Form 1 - Inorganics 757
Organic Carbon ICAL Raw Data - TOC4 768
Sample Raw Data 771
Wet Chemistry Raw Data 772
Quality Control 788
Form 5A - Inorganics 789
Form 6 - Inorganics 790
Form 7 - Inorganics 791
MDL Study - Total Organic Carbon 792
Organic Carbon Calculations 793
Sequence Logs 794

Table of Contents

Instrument TOC-VW4 Run Date 01/31/22 Run ID R1528586 795

Project Name: PFIZER
Project Number: 0047.0044Y047

Lab Number: L2204289
Report Date: 02/01/22

Alpha Sample ID	Client ID	Matrix	Sample Location	Collection Date/Time	Receive Date
L2204289-01	MW-23	WATER	60-66 GERRY STREET	01/26/22 13:55	01/26/22
L2204289-02	MW-21	WATER	60-66 GERRY STREET	01/26/22 12:40	01/26/22
L2204289-03	DUP_01262022	WATER	60-66 GERRY STREET	01/26/22 12:00	01/26/22
L2204289-04	MW-24I	WATER	60-66 GERRY STREET	01/26/22 11:25	01/26/22
L2204289-05	MW-20	WATER	60-66 GERRY STREET	01/26/22 10:30	01/26/22
L2204289-06	MW-10	WATER	60-66 GERRY STREET	01/26/22 09:40	01/26/22
L2204289-07	FB-01262022	WATER	60-66 GERRY STREET	01/26/22 14:20	01/26/22
L2204289-08	MW-25I	WATER	60-66 GERRY STREET	01/26/22 10:00	01/26/22
L2204289-09	TB-01262022	WATER	60-66 GERRY STREET	01/26/22 00:00	01/26/22
L2204289-10	MW-D2I	WATER	60-66 GERRY STREET	01/26/22 13:20	01/26/22

Case Narrative

The samples were received in accordance with the Chain of Custody and no significant deviations were encountered during the preparation or analysis unless otherwise noted. Sample Receipt, Container Information, and the Chain of Custody are located at the back of the report.

Results contained within this report relate only to the samples submitted under this Alpha Lab Number and meet NELAP requirements for all NELAP accredited parameters unless otherwise noted in the following narrative. The data presented in this report is organized by parameter (i.e. VOC, SVOC, etc.). Sample specific Quality Control data (i.e. Surrogate Spike Recovery) is reported at the end of the target analyte list for each individual sample, followed by the Laboratory Batch Quality Control at the end of each parameter. Tentatively Identified Compounds (TICs), if requested, are reported for compounds identified to be present and are not part of the method/program Target Compound List, even if only a subset of the TCL are being reported. If a sample was re-analyzed or re-extracted due to a required quality control corrective action and if both sets of data are reported, the Laboratory ID of the re-analysis or re-extraction is designated with an "R" or "RE", respectively. When multiple Batch Quality Control elements are reported (e.g. more than one LCS), the associated samples for each element are noted in the grey shaded header line of each data table. Any Laboratory Batch, Sample Specific % recovery or RPD value that is outside the listed Acceptance Criteria is bolded in the report. All specific QC information is also incorporated in the Data Usability format of our Data Merger tool where it can be reviewed along with any associated usability implications. Soil/sediments, solids and tissues are reported on a dry weight basis unless otherwise noted. Definitions of all data qualifiers and acronyms used in this report are provided in the Glossary located at the back of the report.

In reference to questions H (CAM) or 4 (RCP) when "NO" is checked, the performance criteria for CAM and RCP methods allow for some quality control failures to occur and still be within method compliance. In these instances the specific failure is not narrated but noted in the associated QC table. The information is also incorporated in the Data Usability format of our Data Merger tool where it can be reviewed along with any associated usability implications.

Please see the associated ADEx data file for a comparison of laboratory reporting limits that were achieved with the regulatory Numerical Standards requested on the Chain of Custody.

HOLD POLICY
For samples submitted on hold, Alpha's policy is to hold samples (with the exception of Air canisters) free of charge for 21 calendar days from the date the project is completed. After 21 calendar days, we will dispose of all samples submitted including those put on hold unless you have contacted your Client Service Representative and made arrangements for Alpha to continue to hold the samples. Air canisters will be disposed after 3 business days from the date the project is completed.

Please contact Client Services at 800-624-9220 with any questions.

Case Narrative (continued)

Report Submission

All non-detect (ND) or estimated concentrations (J-qualified) have been quantitated to the limit noted in the MDL column.

Sample Receipt

L2204289-07F: The container for Total Organic Carbon was received empty; however, there was adequate sample remaining to perform the requested analysis.

Volatile Organics

L2204289-10D: The pH was greater than two; however, the sample was analyzed within the method required holding time.

Dissolved Gases

L2204289-10: The sample was collected in pre-preserved vials; however, the pH of the sample was determined to be greater than two.

I, the undersigned, attest under the pains and penalties of perjury that, to the best of my knowledge and belief and based upon my personal inquiry of those responsible for providing the information contained in this analytical report, such information is accurate and complete. This certificate of analysis is not complete unless this page accompanies any and all pages of this report.

Authorized Signature: Caitlin Walukhi Report Date: 02/01/22

Title: Technical Director/Representative

GLOSSARY

Acronyms

DL - Detection Limit: This value represents the level to which target analyte concentrations are reported as estimated values, when those target analyte concentrations are quantified below the limit of quantitation (LOQ). The DL includes any adjustments from dilutions, concentrations or moisture content, where applicable. (DoD report formats only.)

EDL - Estimated Detection Limit: This value represents the level to which target analyte concentrations are reported as estimated values, when those target analyte concentrations are quantified below the reporting limit (RL). The EDL includes any adjustments from dilutions, concentrations or moisture content, where applicable. The use of EDLs is specific to the analysis of PAHs using Solid-Phase Microextraction (SPME).

EMPC - Estimated Maximum Possible Concentration: The concentration that results from the signal present at the retention time of an analyte when the ions meet all of the identification criteria except the ion abundance ratio criteria. An EMPC is a worst-case estimate of the concentration.

EPA - Environmental Protection Agency.

LCS - Laboratory Control Sample: A sample matrix, free from the analytes of interest, spiked with verified known amounts of analytes or a material containing known and verified amounts of analytes.

LCSD - Laboratory Control Sample Duplicate: Refer to LCS.

LFB - Laboratory Fortified Blank: A sample matrix, free from the analytes of interest, spiked with verified known amounts of analytes or a material containing known and verified amounts of analytes.

LOD - Limit of Detection: This value represents the level to which a target analyte can reliably be detected for a specific analyte in a specific matrix by a specific method. The LOD includes any adjustments from dilutions, concentrations or moisture content, where applicable. (DoD report formats only.)

LOQ - Limit of Quantitation: The value at which an instrument can accurately measure an analyte at a specific concentration. The LOQ includes any adjustments from dilutions, concentrations or moisture content, where applicable. (DoD report formats only.)

Limit of Quantitation: The value at which an instrument can accurately measure an analyte at a specific concentration. The LOQ includes any adjustments from dilutions, concentrations or moisture content, where applicable. (DoD report formats only.)

MDL - Method Detection Limit: This value represents the level to which target analyte concentrations are reported as estimated values, when those target analyte concentrations are quantified below the reporting limit (RL). The MDL includes any adjustments from dilutions, concentrations or moisture content, where applicable.

MS - Matrix Spike Sample: A sample prepared by adding a known mass of target analyte to a specified amount of matrix sample for which an independent estimate of target analyte concentration is available. For Method 332.0, the spike recovery is calculated using the native concentration, including estimated values.

MSD - Matrix Spike Sample Duplicate: Refer to MS.

NA - Not Applicable.

NC - Not Calculated: Term is utilized when one or more of the results utilized in the calculation are non-detect at the parameter's reporting unit.

NDPA/DPA - N-Nitrosodiphenylamine/Diphenylamine.

NI - Not Ignitable.

NP - Non-Plastic: Term is utilized for the analysis of Atterberg Limits in soil.

NR - No Results: Term is utilized when 'No Target Compounds Requested' is reported for the analysis of Volatile or Semivolatile Organic TIC only requests.

RL - Reporting Limit: The value at which an instrument can accurately measure an analyte at a specific concentration. The RL includes any adjustments from dilutions, concentrations or moisture content, where applicable.

RPD - Relative Percent Difference: The results from matrix and/or matrix spike duplicates are primarily designed to assess the precision of analytical results in a given matrix and are expressed as relative percent difference (RPD). Values which are less than five times the reporting limit for any individual parameter are evaluated by utilizing the absolute difference between the values; although the RPD value will be provided in the report.

SRM - Standard Reference Material: A reference sample of a known or certified value that is of the same or similar matrix as the associated field samples.

STLP - Semi-dynamic Tank Leaching Procedure per EPA Method 1315.

TEF - Toxic Equivalency Factors: The values assigned to each dioxin and furan to evaluate their toxicity relative to 2,3,7,8-TCDD.

TEQ - Toxic Equivalent: The measure of a sample's toxicity derived by multiplying each dioxin and furan by its corresponding TEF and then summing the resulting values.

TIC - Tentatively Identified Compound: A compound that has been identified to be present and is not part of the target compound list (TCL) for the method and/or program. All TICs are qualitatively identified and reported as estimated concentrations.

Report Format: DU Report with 'J' Qualifiers

Footnotes

1 - The reference for this analyte should be considered modified since this analyte is absent from the target analyte list of the original method.

Terms

Analytical Method: Both the document from which the method originates and the analytical reference method. (Example: EPA 8260B is shown as 1,8260B.) The codes for the reference method documents are provided in the References section of the Addendum.

Difference: With respect to Total Oxidizable Precursor (TOP) Assay analysis, the difference is defined as the Post-Treatment value minus the Pre-Treatment value.

Final pH: As it pertains to Sample Receipt & Container Information section of the report, Final pH reflects pH of container determined after adjustment at the laboratory, if applicable. If no adjustment required, value reflects Initial pH.

Frozen Date/Time: With respect to Volatile Organics in soil, Frozen Date/Time reflects the date/time at which associated Reagent Water-preserved vials were initially frozen. Note: If frozen date/time is beyond 48 hours from sample collection, value will be reflected in 'bold'.

Initial pH: As it pertains to Sample Receipt & Container Information section of the report, Initial pH reflects pH of container determined upon receipt, if applicable.

PAH Total: With respect to Alkylated PAH analyses, the 'PAHs, Total' result is defined as the summation of results for all or a subset of the following compounds: Naphthalene, C1-C4 Naphthalenes, 2-Methylnaphthalene, 1-Methylnaphthalene, Biphenyl, Acenaphthylene, Acenaphthene, Fluorene, C1-C3 Fluorenes, Phenanthrene, C1-C4 Phenanthrenes/Anthracenes, Anthracene, Fluoranthene, Pyrene, C1-C4 Fluoranthenes/Pyrenes, Benz(a)anthracene, Chrysene, C1-C4 Chrysenes, Benzo(b)fluoranthene, Benzo(j)+(k)fluoranthene, Benzo(e)pyrene, Benzo(a)pyrene, Perylene, Indeno(1,2,3-cd)pyrene, Dibenz(ah)+(ac)anthracene, Benzo(g,h,i)perylene. If a 'Total' result is requested, the results of its individual components will also be reported.

PFAS Total: With respect to PFAS analyses, the 'PFAS, Total (5)' result is defined as the summation of results for: PFHpA, PFHxS, PFOA, PFNA and PFOS. In addition, the 'PFAS, Total (6)' result is defined as the summation of results for: PFHpA, PFHxS, PFOA, PFNA, PFDA and PFOS. For MassDEP DW compliance analysis only, the 'PFAS, Total (6)' result is defined as the summation of results at or above the RL. Note: If a 'Total' result is requested, the results of its individual components will also be reported.

The target compound Chlordane (CAS No. 57-74-9) is reported for GC ECD analyses. Per EPA,this compound "refers to a mixture of chlordane isomers, other chlorinated hydrocarbons and numerous other components." (Reference: USEPA Toxicological Review of Chlordane, In Support of Summary Information on the Integrated Risk Information System (IRIS), December 1997.)

Total: With respect to Organic analyses, a 'Total' result is defined as the summation of results for individual isomers or Aroclors. If a 'Total' result is requested, the results of its individual components will also be reported. This is applicable to 'Total' results for methods 8260, 8081 and 8082.

Data Qualifiers

A - Spectra identified as "Aldol Condensates" are byproducts of the extraction/concentration procedures when acetone is introduced in the process.

B - The analyte was detected above the reporting limit in the associated method blank. Flag only applies to associated field samples that have detectable concentrations of the analyte at less than ten times (10x) the concentration found in the blank. For MCP-related projects, flag only applies to associated field samples that have detectable concentrations of the analyte at less than ten times (10x) the concentration found in the blank. For DOD-related projects, flag only applies to associated field samples that have detectable concentrations of the analyte at less than ten times (10x) the concentration found in the blank AND the analyte was detected above one-half the reporting limit (or above the reporting limit for common lab contaminants) in the associated method blank. For NJ-Air-related projects, flag only applies to associated field samples that have detectable concentrations of the analyte above the reporting limit. For NJ-related projects (excluding Air), flag only applies to associated field samples that have detectable concentrations of the analyte, which was detected above the reporting limit in the associated method blank or above five times the reporting limit for common lab contaminants (Phthalates, Acetone, Methylene Chloride, 2-Butanone).

C - Co-elution: The target analyte co-elutes with a known lab standard (i.e. surrogate, internal standards, etc.) for co-extracted analyses.

D - Concentration of analyte was quantified from diluted analysis. Flag only applies to field samples that have detectable concentrations of the analyte.

E - Concentration of analyte exceeds the range of the calibration curve and/or linear range of the instrument.

F - The ratio of quantifier ion response to qualifier ion response falls outside of the laboratory criteria. Results are considered to be an estimated maximum concentration.

G - The concentration may be biased high due to matrix interferences (i.e, co-elution) with non-target compound(s). The result should be considered estimated.

H - The analysis of pH was performed beyond the regulatory-required holding time of 15 minutes from the time of sample collection.

I - The lower value for the two columns has been reported due to obvious interference.

M - Reporting Limit (RL) exceeds the MCP CAM Reporting Limit for this analyte.

NJ - Presumptive evidence of compound. This represents an estimated concentration for Tentatively Identified Compounds (TICs), where the identification is based on a mass spectral library search.

P - The RPD between the results for the two columns exceeds the method-specified criteria.

Report Format: DU Report with 'J' Qualifiers

Data Qualifiers

Q - The quality control sample exceeds the associated acceptance criteria. For DOD-related projects, LCS and/or Continuing Calibration Standard exceedences are also qualified on all associated sample results. Note: This flag is not applicable for matrix spike recoveries when the sample concentration is greater than 4x the spike added or for batch duplicate RPD when the sample concentrations are less than 5x the RL. (Metals only.)

R - Analytical results are from sample re-analysis.

RE - Analytical results are from sample re-extraction.

S - Analytical results are from modified screening analysis.

V - The surrogate associated with this target analyte has a recovery outside the QC acceptance limits. (Applicable to MassDEP DW Compliance samples only.)

Z - The batch matrix spike and/or duplicate associated with this target analyte has a recovery/RPD outside the QC acceptance limits. (Applicable to MassDEP DW Compliance samples only.)

J - Estimated value. The Target analyte concentration is below the quantitation limit (RL), but above the Method Detection Limit (MDL) or Estimated Detection Limit (EDL) for SPME-related analyses. This represents an estimated concentration for Tentatively Identified Compounds (TICs).

ND - Not detected at the method detection limit (MDL) for the sample, or estimated detection limit (EDL) for SPME-related analyses.

Report Format: DU Report with 'J' Qualifiers

Volatile Organics Instruments

Volatile Organics:

Instrument: Agilent 7890 GC/5975C MSD	Columns (length x ID x df):
Trap: Supelco K Trap (VOACARB 3000)	RTX-VMS 20m x 0.18mm x 1um
Concentrator: EST Encon (or equivalent)	RTX-VMS 30m x 0.25mm x 1.4um
Autosampler: EST Centurion (or equivalent)	RTX-502.2 40m x 0.18mm x 1um
Purge time: 11 min	

Volatile Organics: VPH

Instrument: Agilent 6890 (or equivalent)	Column Type: Restek RTX 502.2
Trap: Supelco K Trap (VOACARB 3000)	Column Length: 105 Meters
Concentrator: EST Encon (or equivalent)	df: 3.00 um
Autosampler: EST Centurion (or equivalent)	ID: 0.53mm

Volatile Organics: PIANO

Instrument: Agilent 7890 GC/5975C MSD	Column Type: DB-VRX
Trap: Supelco K Trap (VOACARB 3000)	Column Length: 60 Meters
Concentrator: Tekmar Velocity / EST Encon	df: 1.40 um
Autosampler: Varian Archon / EST Centurion	ID: 0.25 mm
Purge time: 11 min	Desorb: 1 min

Volatile Organics: Dissolved Gas

Instrument: Agilent 7890 (or equivalent) with FID/TCD

	Column Type: Haysep S Column
	Column Length: 2 Meters packed (100/200 mesh)
Autosampler: LEAP Headspace	Purge time: 0.6 min

Volatile Organics in Air Instruments

Volatile Organics in Air:

Instruments: Agilent 6890 GC / 5975 MSD Shimadzu QP2010-SE / QP2020

Concentrator: Entech 7100A or 7200	Column Type: Restek RTX-1
Autosampler: Entech 7016CA or 7016D	Column Length: 60 Meters
	df: 1.00 um
	ID: 0.25 mm or 0.32 mm

Trap 1: Glass Bead: manufacturer-Entech: 20 cm packing material
Trap 2: Tenax: manufacturer-Entech: 20 cm packing material

Semivolatile Organics Instruments - Westborough

Semivolatile Organics (Acid/Base/Neutral Extractables):

Instrument: Agilent 5973N MSD	Injection volume: 1 ul;2 uL LVI
Column Type: Restek RXI-5SILMS	df: 0.32 um
Column Length: 30 Meters	ID: 0.25 mm

Polynuclear Aromatic Hydrocarbons by 8270 SIM:

Instrument: Agilent 5973 MSD	Injection volume: 1 ul;2 uL LVI
Column Type: Restek RXI-5SILMS	df: 0.25 um
Column Length: 30 Meters	ID: 0.25 mm

Pesticides/PCB/Herbicides:

Instrument: Agilent 6890 w/Dual Micro ECDs	Injection Volume: 1uL
Column A: Restek RTX-CL/STX-CL	df: 0.32
Column B: Restek RTX/STX-CLPPesticide II	df: 0.25
Column Length: 30 Meters	ID: 0.32 mm

Petroleum/EPH:

Instrument: Agilent 6890 w/FID / HP 5890 w/ FID	Injection Volume: 1uL
Column: Restek RTX 5	df: 0.25
Column Length: 30 Meters	
ID: 0.32 mm	

Semivolatile Organic Instruments - Mansfield

Semivolatile Organics (ALK-PAH Extractables):

Instrument: Agilent 5973N / 5975 MSD	Injection volume: 1 ul
Column Type: ZB-5	df: 0.25 um
Column Length: 60 Meters	ID: 0.25 mm

Semivolatile Organics (8270):

Instrument: Agilent 5973N / 5975 MSD	Injection volume: 2 ul
Column Type: ZB-Semivolatiles	df: 0.25 um
Column Length: 30 Meters	ID: 0.25 mm

Semivolatile Organics (8270 SIM):

Instrument: Agilent 5973N / 5975 MSD	Injection volume: 3 ul
Column Type: ZB-5	df: 0.25 um
Column Length: 30 Meters	ID: 0.25 mm

Semivolatile Organics (1,4-Dioxane):

Instrument: Agilent 5973N / 5975 / 5977 MSD	Injection volume: 3 ul
Column Type: RTX-5	df: 0.25um, 0.18 um
Column Length: 30 Meters	ID: 0.25um, 0.18 mm

Semivolatile Organics (209 Congener):

Instrument: Agilent 5973N / 5975 MSD	Injection volume: 3 ul
Column Type: RTX-5, RTX-PCB	df: 0.25um, 0.18 um
Column Length: 60 Meters	ID: 0.25um, 0.18 mm

Semivolatile Organics (8081):

Instrument: Agilent 6890 / 7890	Injection volume: 1 ul
Column Type: RTX-5 / RTX-CLP II	df: 0.25 um
Column Length: 60 Meters	ID: 0.25 mm

Semivolatile Organics (8082):

Instrument: Agilent 6890 w/Dual Micro ECDs	Injection Volume: 1uL
Column A: Restek RTX-CL/STX-CL	df: 0.32
Column B: Restek RTX/STX-CLPPesticide II	df: 0.25
Column Length: 30 Meters	ID: 0.32 mm

Semivolatile Organics (SHC Extractables):

Instrument: Agilent 6890	Injection volume: 1 ul
Column Type: RTX-5	df: 0.25 um
Column Length: 60 Meters	ID: 0.25 mm

Sample Delivery Group Summary

Alpha Job Number : L2204289

Received : 26-JAN-2022
Reviewer : Caitlin Cronin

Account Name : Roux Env. Eng. & Geology, DPC
Project Number : 0047.0044Y047
Project Name : PFIZER

Delivery Information

Samples Delivered By : Alpha Courier

Chain of Custody : Present

Cooler Information

Cooler	Seal/Seal#	Preservation	Temperature(°C)	Additional Information
A	Absent/	Ice	2.5	

Condition Information

1) All samples on COC received?	**YES**
2) Extra samples received?	**NO**
3) Are there any sample container discrepancies?	**NO**
4) Are there any discrepancies between sample labels & COC?	**NO**
5) Are samples in appropriate containers for requested analysis?	**YES**
6) Are samples properly preserved for requested analysis? Following containers were received with headspace: -10B	**NO**
7) Are samples within holding time for requested analysis?	**YES**
8) All sampling equipment returned?	**NA**

Volatile Organics/VPH

1) Reagent Water Vials Frozen by Client?	**NO**

Comments

L2204289-07F Container empty

ALPHA ANALYTICAL LABORATORIES, INC.
LOGIN CHAIN OF CUSTODY REPORT
Feb 01 2022, 02:37 pm

Login Number: L2204289
Account: ROUX-NY Roux Env. Eng. & Geology, DPCProject: 0047.0044Y047
Received: 26JAN22 Due Date: 01FEB22

Sample #	Client ID	Mat	PR	Collected
L2204289-01	MW-23	S0	1	26JAN22 13:55

8260: report list built Please log "hold" products, do not log as "contingent" metals-need PPB products DISSGAS: Ethene only. L2204289-01 MS L2204289-01 MSD ASP-B Package Due Date: 02/01/22

ASP-B,DISSGAS,MS/MSD,NYTCL-8260,TOC-9060

L2204289-02	MW-21	S0	1	26JAN22 12:40

8260: report list built Please log "hold" products, do not log as "contingent" metals-need PPB products DISSGAS: Ethene only. Package Due Date: 02/01/22

DISSGAS,NYTCL-8260,TOC-9060

L2204289-03	DUP_01262022	S0	1	26JAN22 12:00

8260: report list built Please log "hold" products, do not log as "contingent" metals-need PPB products DISSGAS: Ethene only. Package Due Date: 02/01/22

DISSGAS,NYTCL-8260,TOC-9060

L2204289-04	MW-24I	S0	1	26JAN22 11:25

8260: report list built Please log "hold" products, do not log as "contingent" metals-need PPB products DISSGAS: Ethene only. Package Due Date: 02/01/22

DISSGAS,NYTCL-8260,TOC-9060

L2204289-05	MW-20	S0	1	26JAN22 10:30

8260: report list built Please log "hold" products, do not log as "contingent" metals-need PPB products DISSGAS: Ethene only. Package Due Date: 02/01/22

DISSGAS,NYTCL-8260,TOC-9060

L2204289-06	MW-10	S0	1	26JAN22 09:40

8260: report list built Please log "hold" products, do not log as "contingent" metals-need PPB products DISSGAS: Ethene only. Package Due Date: 02/01/22

ALPHA ANALYTICAL LABORATORIES, INC.
LOGIN CHAIN OF CUSTODY REPORT
Feb 01 2022, 02:37 pm

Login Number: L2204289
Account: ROUX-NY Roux Env. Eng. & Geology, DPCProject: 0047.0044Y047
Received: 26JAN22 Due Date: 01FEB22

Sample #	Client ID		Mat	PR	Collected

DISSGAS,NYTCL-8260,TOC-9060

L2204289-07 FB-01262022 1 S0 26JAN22 14:20

8260: report list built Please log "hold" products, do not log as "contingent" metals-need PPB products DISSGAS: Ethene only. Package Due Date: 02/01/22

ARCHIVE,DISSGAS,NYTCL-8260,TOC-9060

L2204289-08 MW-25I 1 S0 26JAN22 10:00

8260: report list built Please log "hold" products, do not log as "contingent" metals-need PPB products DISSGAS: Ethene only. Package Due Date: 02/01/22

DISSGAS,NYTCL-8260,TOC-9060

L2204289-09 TB-01262022 1 S0 26JAN22 00:00

8260: report list built Please log "hold" products, do not log as "contingent" metals-need PPB products DISSGAS: Ethene only. Package Due Date: 02/01/22

NYTCL-8260

L2204289-10 MW-D2I 1 S0 26JAN22 13:20

8260: report list built Please log "hold" products, do not log as "contingent" metals-need PPB products DISSGAS: Ethene only. Package Due Date: 02/01/22

DISSGAS,NYTCL-8260,TOC-9060

Logged By: Jennifer Byrnes

ALPHA ANALYTICAL

NEW YORK CHAIN OF CUSTODY

Westborough, MA 01581
8 Walkup Dr.
TEL: 508-898-9220
FAX: 508-898-9193

Mansfield, MA 02048
320 Forbes Blvd
TEL: 508-822-9300
FAX: 508-822-3288

Service Centers
Mahwah, NJ 07430: 35 Whitney Rd, Suite 5
Albany, NY 12205: 14 Walker Way
Tonawanda, NY 14150: 275 Cooper Ave, Suite 105

Page 1 of 1

Date Rec'd in Lab: 1/26/22

ALPHA Job #: L2204289

Project Information

Project Name: Pfizer
Project Location: 60-66 Gerry Street
Project #: 0047.0044Y047
(Use Project name as Project #) ☐
Project Manager: Julia Michaels
ALPHAQuote #:

Client Information

Client: Roux
Address: 209 Shafter Street
Islandia, NY 11749
Phone: 631-232-2600
Fax:
Email: jmichaels@rouxinc.com

Turn-Around Time

Standard ☑ Due Date:
Rush (only if pre approved) ☐ # of Days:

Deliverables

☐ ASP-A ☑ ASP-B
☐ EQuIS (1 File) ☐ EQuIS (4 File)
☐ Other

Regulatory Requirement

☐ NY TOGS ☑ NY Part 375
☐ AWQ Standards ☐ NY CP-51
☐ NY Restricted Use ☐ Other
☐ NY Unrestricted Use
☐ NYC Sewer Discharge

Billing Information

☐ Same as Client Info
PO #

Disposal Site Information

Please identify below location of applicable disposal facilities.

Disposal Facility:
☐ NJ ☐ NY
☐ Other:

These samples have been previously analyzed by Alpha ☐

Other project specific requirements/comments:

Please specify Metals or TAL.

Sample Filtration
☐ Done
☐ Lab to do
Preservation
☐ Lab to do
(Please Specify below)

ALPHA Lab ID (Lab Use Only)	Sample ID	Collection Date	Collection Time	Sample Matrix	Sampler's Initials	8260- Part 375 list	TOC	DISSGAS- Ethene only						Sample Specific Comments	Total Bottle
04289- 01	MW-23	1/26/22	1355	GW	JM	X	X	X						MS/MSD	
02	MW-21	1/26/22	1240	GW	JM	X	X	X							
03	DUP_01262022	1/26/22	1200	GW	JM	X	X	X							
04	MW-24I	1/26/22	1125	GW	ET	X	X	X							
05	MW-20	1/26/22	1030	GW	ET	X	X	X							
06	MW-10	1/26/22	0940	GW	JM	X	X	X							
07	FB_01262022	1/26/22	1420	W	ET	X	X	X							
08	MW-25I	1/26/22	1000	GW	JM	X	X	X							
09	TB-01262022	1/25/22		W	MD	X									
10	MW-D2I	1/26/22	1320	GW	ET	X	X	X							
					Container Type	V	V	V							
					Preservative	B	D	B							

Preservative Code:
A = None
B = HCl
C = HNO_3
D = H_2SO_4
E = NaOH
F = MeOH
G = $NaHSO_4$
H = $Na_2S_2O_3$
K/E = Zn Ac/NaOH
O = Other

Container Code
P = Plastic
A = Amber Glass
V = Vial
G = Glass
B = Bacteria Cup
C = Cube
O = Other
E = Encore
D = BOD Bottle

Westboro: Certification No: MA935
Mansfield: Certification No: MA015

Relinquished By:	Date/Time	Received By:	Date/Time
[signature]	1/26/22 2:14:30	[signature]	1/24/22 14:30
[signature]	1/29/22 16:00	Paul Mazzella	1/26/22
Paul Mazzella	1/26/22	1/26/22	1/26/22 18:00
[signature]	1/26/22	[signature]	1/26/22 23:00

Please print clearly, legibly and completely. Samples can not be logged in and turnaround time clock will not start until any ambiguities are resolved. BY EXECUTING THIS COC, THE CLIENT HAS READ AND AGREES TO BE BOUND BY ALPHA'S TERMS & CONDITIONS.

Form No: 01-25 (rev. 30-Sept-2013)

Organics

GC VOA
Air Analysis

Volatiles QC Summary

Laboratory Control Sample Summary
Form 3
Volatiles

Client	: Roux Env. Eng. & Geology, DPC	**Lab Number**	: L2204289
Project Name	: PFIZER	**Project Number**	: 0047.0044Y047
Matrix	: WATER		
LCS Sample ID	: WG1599784-2 **Analysis Date** : 01/31/22 11:22	**File ID**	: R0940027
LCSD Sample ID	: **Analysis Date** :	**File ID**	:

	Laboratory Control Sample			Laboratory Control Duplicate					
Parameter	True (ug/l)	Found (ug/l)	%R	True (ug/l)	Found (ug/l)	%R	RPD	Recovery Limits	RPD Limit
Ethene	95.5	101	106				-	80-120	25

Matrix Spike Sample Summary
Form 3
Volatiles

Client	: Roux Env. Eng. & Geology, DPC	**Lab Number**	: L2204289
Project Name	: PFIZER	**Project Number**	: 0047.0044Y047
Client Sample ID	: MW-23	**Matrix**	: WATER
Lab Sample ID	: L2204289-01	**Analysis Date**	: 01/31/22 13:13
Matrix Spike	: WG1599784-4	**MS Analysis Date**	: 01/31/22 15:53
Matrix Spike Dup	: WG1599784-5	**MSD Analysis Date**	: 01/31/22 16:13

		Matrix Spike Sample			Matrix Spike Duplicate					
Parameter	**Sample Conc. (ug/l)**	**Spike Added (ug/l)**	**Spike Conc. (ug/l)**	**%R**	**Spike Added (ug/l)**	**Spike Conc. (ug/l)**	**%R**	**RPD**	**Recovery Limits**	**RPD Limit**
Ethene	**ND**	**95.5**	**102**	**107**	**95.5**	**98.9**	**104**	**3**	**80-120**	**25**

Method Blank Summary
Form 4
Volatiles

Client	: Roux Env. Eng. & Geology, DPC	**Lab Number**	: L2204289
Project Name	: PFIZER	**Project Number**	: 0047.0044Y047
Lab Sample ID	: WG1599784-3	**Lab File ID**	: R0940028
Instrument ID	: AIRLAB9		
Matrix	: WATER	**Analysis Date**	: 01/31/22 11:45

Client Sample No.	Lab Sample ID	Analysis Date
WG1599784-2LCS	WG1599784-2	01/31/22 11:22
MW-23	L2204289-01	01/31/22 13:13
MW-21	L2204289-02	01/31/22 13:30
DUP_01262022	L2204289-03	01/31/22 13:48
MW-24I	L2204289-04	01/31/22 14:06
MW-20	L2204289-05	01/31/22 14:24
MW-10	L2204289-06	01/31/22 14:41
FB-01262022	L2204289-07	01/31/22 14:59
MW-25I	L2204289-08	01/31/22 15:17
MW-D2I	L2204289-10	01/31/22 15:35
MW-23MS	WG1599784-4	01/31/22 15:53
MW-23MSD	WG1599784-5	01/31/22 16:13

Date Created: 11/07/16
Created By: Jason Hebert
File: PM2974-1
Page: 1

Dissolved Gases (WATER)

Holding Time: 14 days
Container/Sample Preservation: 2 - 20ml Vial HCl preserved

Analyte	CAS #	RL	MDL	Units	LCS Criteria	LCS RPD	MS Criteria	MS RPD	Duplicate RPD	Surrogate Criteria		
Methane	74-82-8	0.5	0.117	ug/l	80-120	25	80-120	25	25			
Ethene	74-85-1	0.5	0.151	ug/l	80-120	25	80-120	25	25			
Ethane	74-84-0	0.5	0.176	ug/l	80-120	25	80-120	25	25			
Propane	74-98-6	1	0.23	ug/l	80-120	25	80-120	25	25			
Butane	106-97-8	1	0.238	ug/l	80-120	25	80-120	25	25			
Acetylene	74-86-2	2.5	0.607	ug/l	80-120	25	80-120	25	25			
Carbon Dioxide	124-38-9	3	0.485	ug/l	80-120	25	80-120	25	25			

Please Note that the RL information provided in this table is calculated using a 100% Solids factor. ***(Soil/Solids only)***
Please Note that the information provided in this table is subject to change at anytime at the discretion of Alpha Analytical, Inc.

Volatiles Sample Data

Results Summary
Form 1
Dissolved Gases by GC

Client	: Roux Env. Eng. & Geology, DPC	**Lab Number**	: L2204289
Project Name	: PFIZER	**Project Number**	: 0047.0044Y047
Lab ID	: L2204289-01	**Date Collected**	: 01/26/22 13:55
Client ID	: MW-23	**Date Received**	: 01/26/22
Sample Location	: 60-66 GERRY STREET	**Date Analyzed**	: 01/31/22 13:13
Sample Matrix	: WATER	**Dilution Factor**	: 1
Analytical Method	: 117,-	**Analyst**	: JT
Lab File ID	: R0940029	**Instrument ID**	: AIRLAB9
Sample Amount	: 0.5 ml	**GC Column**	:
Level	: LOW	**%Solids**	: N/A
Extract Volume (MeOH)	: N/A	**Injection Volume**	: N/A

		ug/L			
CAS NO.	**Parameter**	**Results**	**RL**	**MDL**	**Qualifier**
74-85-1	Ethene	ND	0.500	0.500	U

Results Summary
Form 1
Dissolved Gases by GC

Client	: Roux Env. Eng. & Geology, DPC	**Lab Number**	: L2204289
Project Name	: PFIZER	**Project Number**	: 0047.0044Y047
Lab ID	: L2204289-02	**Date Collected**	: 01/26/22 12:40
Client ID	: MW-21	**Date Received**	: 01/26/22
Sample Location	: 60-66 GERRY STREET	**Date Analyzed**	: 01/31/22 13:30
Sample Matrix	: WATER	**Dilution Factor**	: 1
Analytical Method	: 117,-	**Analyst**	: JT
Lab File ID	: R0940030	**Instrument ID**	: AIRLAB9
Sample Amount	: 0.5 ml	**GC Column**	:
Level	: LOW	**%Solids**	: N/A
Extract Volume (MeOH)	: N/A	**Injection Volume**	: N/A

		ug/L			
CAS NO.	**Parameter**	**Results**	**RL**	**MDL**	**Qualifier**
74-85-1	Ethene	ND	0.500	0.500	U

Results Summary
Form 1
Dissolved Gases by GC

Client	: Roux Env. Eng. & Geology, DPC	**Lab Number**	: L2204289
Project Name	: PFIZER	**Project Number**	: 0047.0044Y047
Lab ID	: L2204289-03	**Date Collected**	: 01/26/22 12:00
Client ID	: DUP_01262022	**Date Received**	: 01/26/22
Sample Location	: 60-66 GERRY STREET	**Date Analyzed**	: 01/31/22 13:48
Sample Matrix	: WATER	**Dilution Factor**	: 1
Analytical Method	: 117,-	**Analyst**	: JT
Lab File ID	: R0940031	**Instrument ID**	: AIRLAB9
Sample Amount	: 0.5 ml	**GC Column**	:
Level	: LOW	**%Solids**	: N/A
Extract Volume (MeOH)	: N/A	**Injection Volume**	: N/A

		ug/L			
CAS NO.	**Parameter**	**Results**	**RL**	**MDL**	**Qualifier**
74-85-1	Ethene	ND	0.500	0.500	U

Results Summary
Form 1
Dissolved Gases by GC

Client	: Roux Env. Eng. & Geology, DPC	**Lab Number**	: L2204289
Project Name	: PFIZER	**Project Number**	: 0047.0044Y047
Lab ID	: L2204289-04	**Date Collected**	: 01/26/22 11:25
Client ID	: MW-24I	**Date Received**	: 01/26/22
Sample Location	: 60-66 GERRY STREET	**Date Analyzed**	: 01/31/22 14:06
Sample Matrix	: WATER	**Dilution Factor**	: 1
Analytical Method	: 117,-	**Analyst**	: JT
Lab File ID	: R0940032	**Instrument ID**	: AIRLAB9
Sample Amount	: 0.5 ml	**GC Column**	:
Level	: LOW	**%Solids**	: N/A
Extract Volume (MeOH)	: N/A	**Injection Volume**	: N/A

		ug/L			
CAS NO.	**Parameter**	**Results**	**RL**	**MDL**	**Qualifier**
74-85-1	Ethene	17.4	0.500	0.500	

Results Summary
Form 1
Dissolved Gases by GC

Client	: Roux Env. Eng. & Geology, DPC	**Lab Number**	: L2204289
Project Name	: PFIZER	**Project Number**	: 0047.0044Y047
Lab ID	: L2204289-05	**Date Collected**	: 01/26/22 10:30
Client ID	: MW-20	**Date Received**	: 01/26/22
Sample Location	: 60-66 GERRY STREET	**Date Analyzed**	: 01/31/22 14:24
Sample Matrix	: WATER	**Dilution Factor**	: 1
Analytical Method	: 117,-	**Analyst**	: JT
Lab File ID	: R0940033	**Instrument ID**	: AIRLAB9
Sample Amount	: 0.5 ml	**GC Column**	:
Level	: LOW	**%Solids**	: N/A
Extract Volume (MeOH)	: N/A	**Injection Volume**	: N/A

		ug/L			
CAS NO.	**Parameter**	**Results**	**RL**	**MDL**	**Qualifier**
74-85-1	Ethene	1.28	0.500	0.500	

Results Summary
Form 1
Dissolved Gases by GC

Client	: Roux Env. Eng. & Geology, DPC	**Lab Number**	: L2204289
Project Name	: PFIZER	**Project Number**	: 0047.0044Y047
Lab ID	: L2204289-06	**Date Collected**	: 01/26/22 09:40
Client ID	: MW-10	**Date Received**	: 01/26/22
Sample Location	: 60-66 GERRY STREET	**Date Analyzed**	: 01/31/22 14:41
Sample Matrix	: WATER	**Dilution Factor**	: 1
Analytical Method	: 117,-	**Analyst**	: JT
Lab File ID	: R0940034	**Instrument ID**	: AIRLAB9
Sample Amount	: 0.5 ml	**GC Column**	:
Level	: LOW	**%Solids**	: N/A
Extract Volume (MeOH)	: N/A	**Injection Volume**	: N/A

		ug/L			
CAS NO.	**Parameter**	**Results**	**RL**	**MDL**	**Qualifier**
74-85-1	Ethene	8.29	0.500	0.500	

Results Summary
Form 1
Dissolved Gases by GC

Client	: Roux Env. Eng. & Geology, DPC	**Lab Number**	: L2204289
Project Name	: PFIZER	**Project Number**	: 0047.0044Y047
Lab ID	: L2204289-07	**Date Collected**	: 01/26/22 14:20
Client ID	: FB-01262022	**Date Received**	: 01/26/22
Sample Location	: 60-66 GERRY STREET	**Date Analyzed**	: 01/31/22 14:59
Sample Matrix	: WATER	**Dilution Factor**	: 1
Analytical Method	: 117,-	**Analyst**	: JT
Lab File ID	: R0940035	**Instrument ID**	: AIRLAB9
Sample Amount	: 0.5 ml	**GC Column**	:
Level	: LOW	**%Solids**	: N/A
Extract Volume (MeOH)	: N/A	**Injection Volume**	: N/A

		ug/L			
CAS NO.	**Parameter**	**Results**	**RL**	**MDL**	**Qualifier**
74-85-1	Ethene	ND	0.500	0.500	U

Results Summary
Form 1
Dissolved Gases by GC

Client	: Roux Env. Eng. & Geology, DPC	**Lab Number**	: L2204289
Project Name	: PFIZER	**Project Number**	: 0047.0044Y047
Lab ID	: L2204289-08	**Date Collected**	: 01/26/22 10:00
Client ID	: MW-25I	**Date Received**	: 01/26/22
Sample Location	: 60-66 GERRY STREET	**Date Analyzed**	: 01/31/22 15:17
Sample Matrix	: WATER	**Dilution Factor**	: 1
Analytical Method	: 117,-	**Analyst**	: JT
Lab File ID	: R0940036	**Instrument ID**	: AIRLAB9
Sample Amount	: 0.5 ml	**GC Column**	:
Level	: LOW	**%Solids**	: N/A
Extract Volume (MeOH)	: N/A	**Injection Volume**	: N/A

		ug/L			
CAS NO.	**Parameter**	**Results**	**RL**	**MDL**	**Qualifier**
74-85-1	Ethene	ND	0.500	0.500	U

Results Summary
Form 1
Dissolved Gases by GC

Client	: Roux Env. Eng. & Geology, DPC	**Lab Number**	: L2204289
Project Name	: PFIZER	**Project Number**	: 0047.0044Y047
Lab ID	: L2204289-10	**Date Collected**	: 01/26/22 13:20
Client ID	: MW-D2I	**Date Received**	: 01/26/22
Sample Location	: 60-66 GERRY STREET	**Date Analyzed**	: 01/31/22 15:35
Sample Matrix	: WATER	**Dilution Factor**	: 1
Analytical Method	: 117,-	**Analyst**	: JT
Lab File ID	: R0940037	**Instrument ID**	: AIRLAB9
Sample Amount	: 0.5 ml	**GC Column**	:
Level	: LOW	**%Solids**	: N/A
Extract Volume (MeOH)	: N/A	**Injection Volume**	: N/A

		ug/L			
CAS NO.	**Parameter**	**Results**	**RL**	**MDL**	**Qualifier**
74-85-1	Ethene	14.6	0.500	0.500	

Results Summary
Form 1
Dissolved Gases by GC

Client	: Roux Env. Eng. & Geology, DPC	**Lab Number**	: L2204289
Project Name	: PFIZER	**Project Number**	: 0047.0044Y047
Lab ID	: WG1599784-3	**Date Collected**	: NA
Client ID	: WG1599784-3BLANK	**Date Received**	: NA
Sample Location	:	**Date Analyzed**	: 01/31/22 11:45
Sample Matrix	: WATER	**Dilution Factor**	: 1
Analytical Method	: 117,-	**Analyst**	: JT
Lab File ID	: R0940028	**Instrument ID**	: AIRLAB9
Sample Amount	: 0.5 ml	**GC Column**	:
Level	: LOW	**%Solids**	: N/A
Extract Volume (MeOH)	: N/A	**Injection Volume**	: N/A

		ug/L			
CAS NO.	**Parameter**	**Results**	**RL**	**MDL**	**Qualifier**
74-85-1	Ethene	ND	0.500	0.500	U

Quantitation Report (QT Reviewed)

Data Path : O:\Forensics\Data\airlab9\2022\01\0131DG\
Data File : R0940029.d
Signal(s) : FID1A.ch
Acq On : 31 Jan 2022 1:13 pm
Operator : AIRLAB9:JT
Sample : L2204289-01,4,0.5,0.5
Misc : WG1599784,ICAL16772
ALS Vial : 4 Sample Multiplier: 1

Integration File: autoint1.e
Quant Time: Jan 31 15:15:29 2022
Quant Method : O:\Forensics\Data\airlab9\2022\01\0131DG\DG9_200511.M
Quant Title : Dissolved Gases
QLast Update : Tue May 12 07:13:18 2020
Response via : Initial Calibration
Integrator: ChemStation

Volume Inj. :
Signal Phase :
Signal Info :

Sub List : Ethene - All compounds listed

Compound	R.T.	Response	Conc	Units
Target Compounds				
2) ethene	0.000	0	N.D.	ug/L

(f)=RT Delta > 1/2 Window (m)=manual int.

Quantitation Report (QT Reviewed)

Data Path : O:\Forensics\Data\airlab9\2022\01\0131DG\
Data File : R0940029.d
Signal(s) : FID1A.ch
Acq On : 31 Jan 2022 1:13 pm
Operator : AIRLAB9:JT
Sample : L2204289-01,4,0.5,0.5
Misc : WG1599784,ICAL16772
ALS Vial : 4 Sample Multiplier: 1

Integration File: autoint1.e
Quant Time: Jan 31 15:15:29 2022
Quant Method : O:\Forensics\Data\airlab9\2022\01\0131DG\DG9_200511.M
Quant Title : Dissolved Gases
QLast Update : Tue May 12 07:13:18 2020
Response via : Initial Calibration
Integrator: ChemStation

Volume Inj. :
Signal Phase :
Signal Info :

Sub List : Ethene - All compounds listed

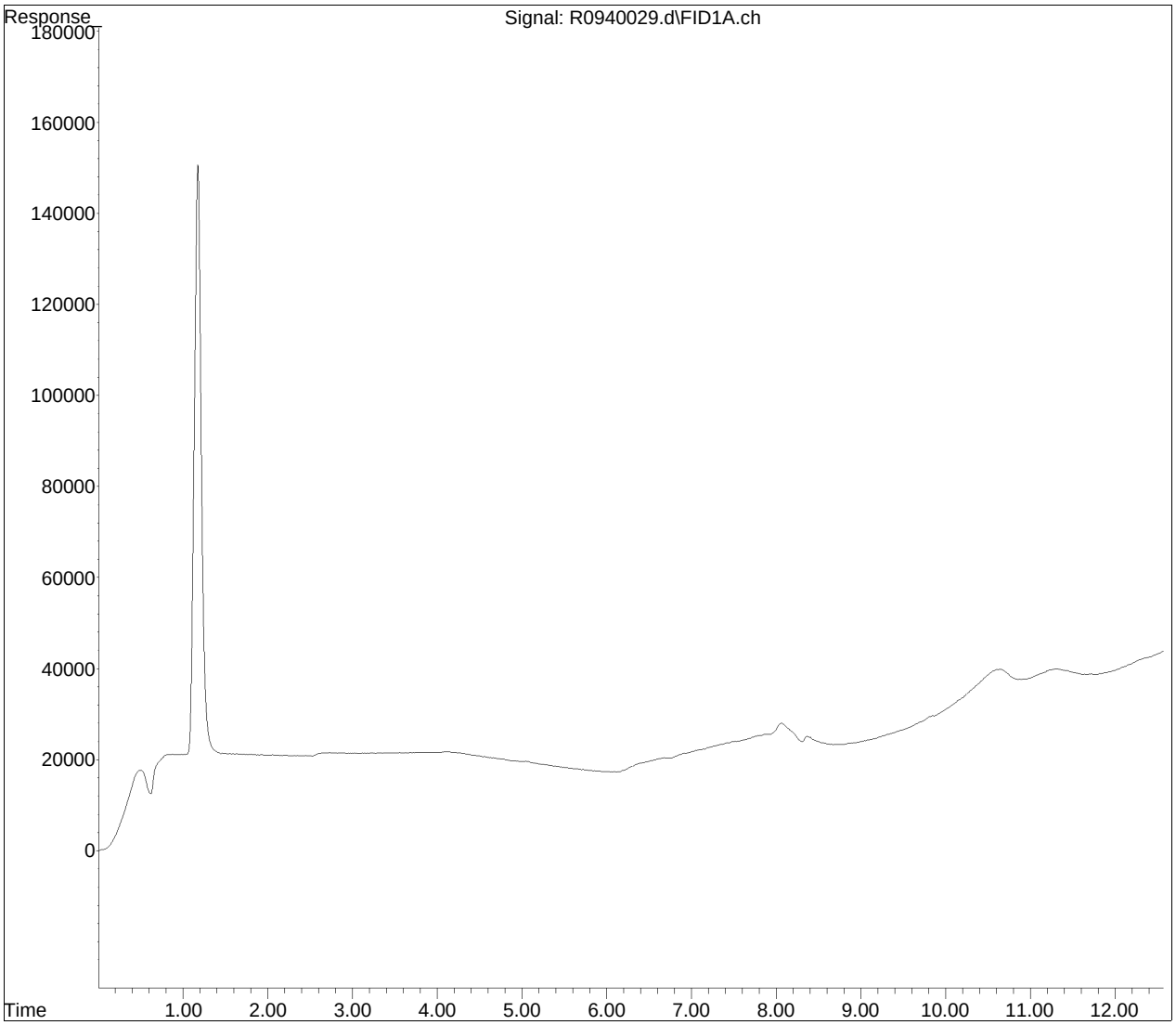

Manual Integration Report

Data Path	: O:\Forensics\Data\airlab9\	QMethod	: DG9_200511.M
Data File	: R0940029.d	Operator	: AIRLAB9:JT
Date Inj'd	: 1/31/2022 1:13 pm	Instrument	: Airlab9
Sample	: L2204289-01,4,0.5,0.5	Quant Date	: 1/31/2022 3:15 pm

There are no manual integrations or false positives in this file.

Quantitation Report (QT Reviewed)

Data Path : O:\Forensics\Data\airlab9\2022\01\0131DG\
Data File : R0940030.d
Signal(s) : FID1A.ch
Acq On : 31 Jan 2022 1:30 pm
Operator : AIRLAB9:JT
Sample : L2204289-02,4,0.5,0.5
Misc : WG1599784,ICAL16772
ALS Vial : 5 Sample Multiplier: 1

Integration File: autoint1.e
Quant Time: Jan 31 15:16:06 2022
Quant Method : O:\Forensics\Data\airlab9\2022\01\0131DG\DG9_200511.M
Quant Title : Dissolved Gases
QLast Update : Tue May 12 07:13:18 2020
Response via : Initial Calibration
Integrator: ChemStation

Volume Inj. :
Signal Phase :
Signal Info :

Sub List : Ethene - All compounds listed

	Compound	R.T.	Response	Conc	Units	
Target Compounds						
2)	ethene	4.181	65817	0.462	ug/L	M2

(f)=RT Delta > 1/2 Window (m)=manual int.

Quantitation Report (QT Reviewed)

Data Path : O:\Forensics\Data\airlab9\2022\01\0131DG\
Data File : R0940030.d
Signal(s) : FID1A.ch
Acq On : 31 Jan 2022 1:30 pm
Operator : AIRLAB9:JT
Sample : L2204289-02,4,0.5,0.5
Misc : WG1599784,ICAL16772
ALS Vial : 5 Sample Multiplier: 1

Integration File: autoint1.e
Quant Time: Jan 31 15:16:06 2022
Quant Method : O:\Forensics\Data\airlab9\2022\01\0131DG\DG9_200511.M
Quant Title : Dissolved Gases
QLast Update : Tue May 12 07:13:18 2020
Response via : Initial Calibration
Integrator: ChemStation

Volume Inj. :
Signal Phase :
Signal Info :

Sub List : Ethene - All compounds listed

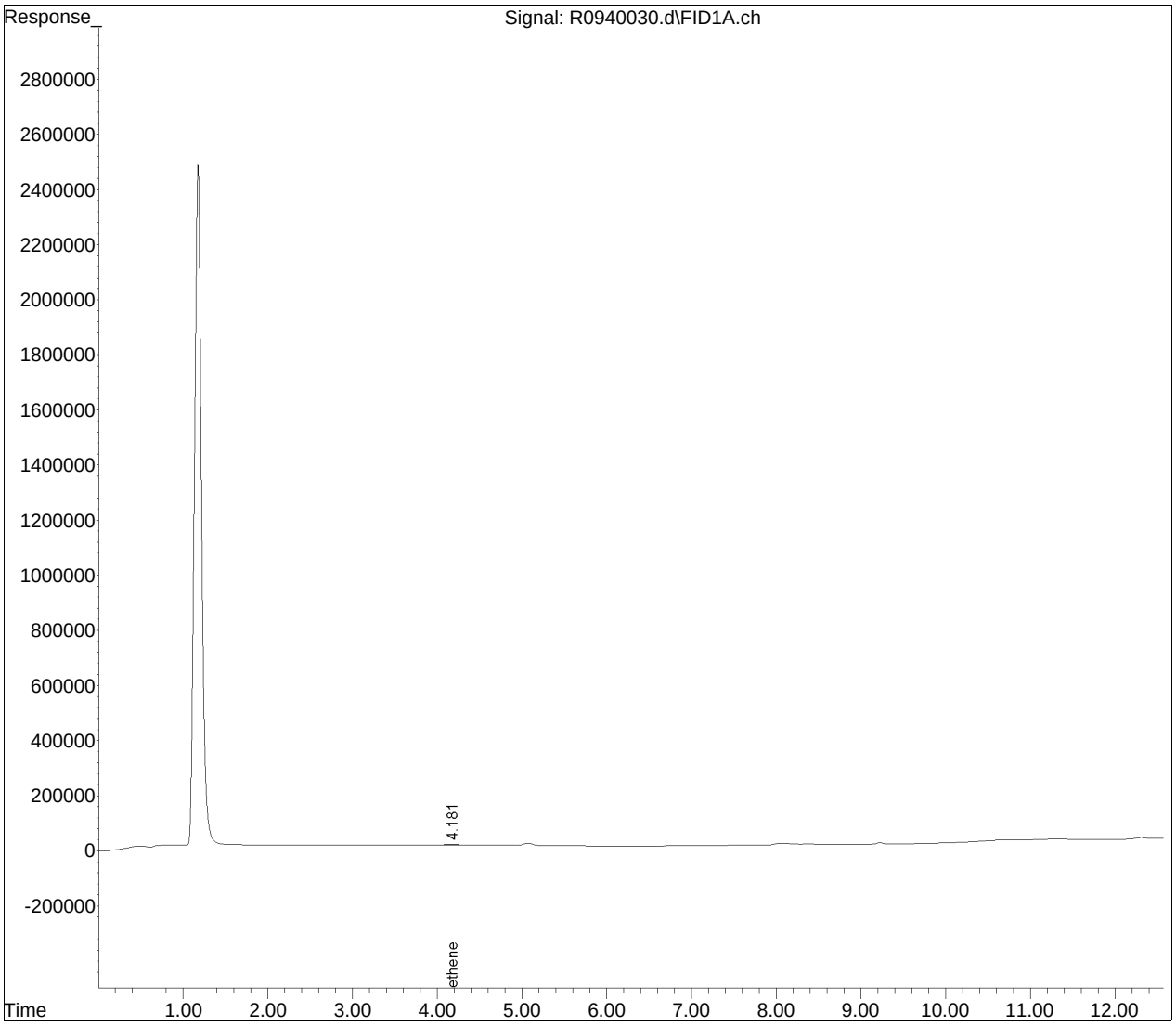

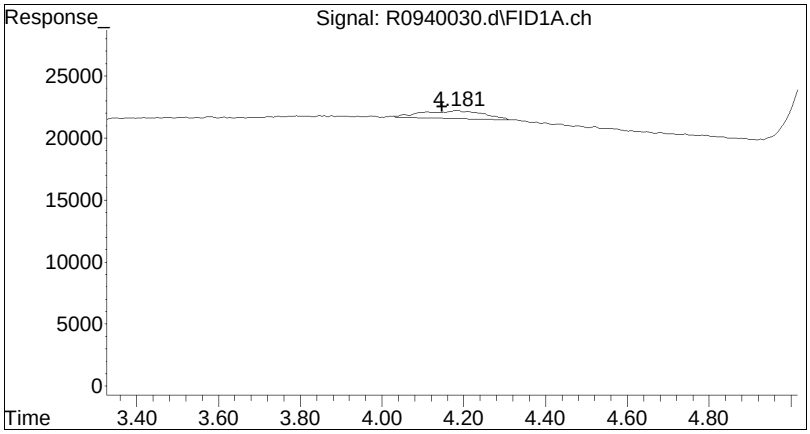

#2 ethene

R.T.:	4.181 min
Delta R.T.:	0.035 min
Response:	65817
Conc:	0.46 ug/L M2

Manual Integration Report

Data Path : O:\Forensics\Data\airlab9\QMethod : DG9_200511.M
Data File : R0940030.d Operator : AIRLAB9:JT
Date Inj'd : 1/31/2022 1:30 pm Instrument : Airlab9
Sample : L2204289-02,4,0.5,0.5 Quant Date : 1/31/2022 3:15 pm

Compound #2: ethene

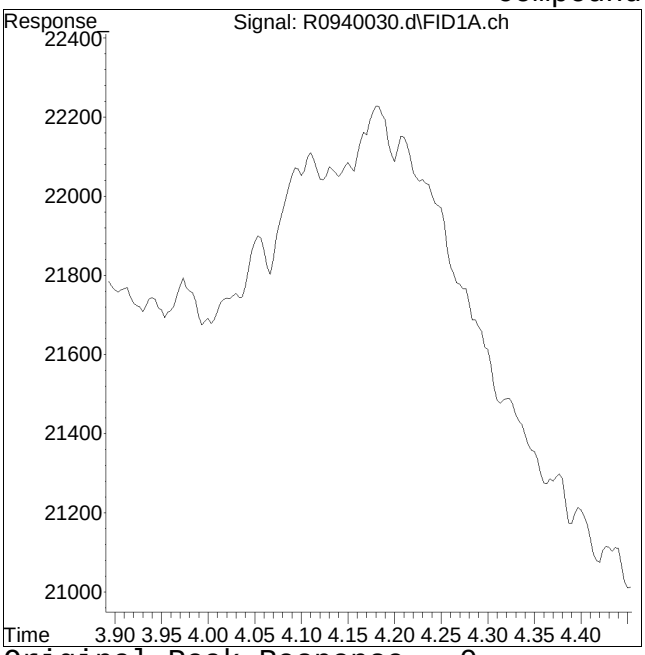

Original Peak Response = 0

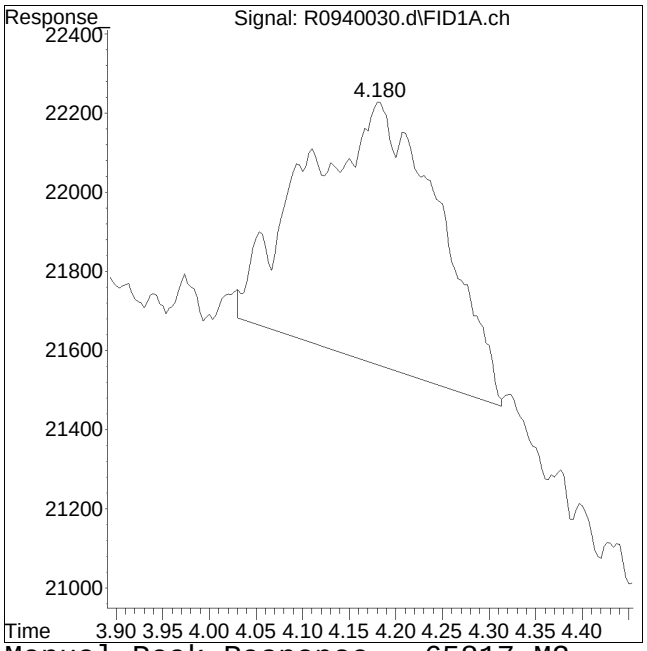

Manual Peak Response = 65817 M2

M2 = Peak not found by automatic integration algorithm.

Quantitation Report (QT Reviewed)

Data Path : O:\Forensics\Data\airlab9\2022\01\0131DG\
Data File : R0940031.d
Signal(s) : FID1A.ch
Acq On : 31 Jan 2022 1:48 pm
Operator : AIRLAB9:JT
Sample : L2204289-03,4,0.5,0.5
Misc : WG1599784,ICAL16772
ALS Vial : 6 Sample Multiplier: 1

Integration File: autoint1.e
Quant Time: Jan 31 15:16:47 2022
Quant Method : O:\Forensics\Data\airlab9\2022\01\0131DG\DG9_200511.M
Quant Title : Dissolved Gases
QLast Update : Tue May 12 07:13:18 2020
Response via : Initial Calibration
Integrator: ChemStation

Volume Inj. :
Signal Phase :
Signal Info :

Sub List : Ethene - All compounds listed

	Compound	R.T.	Response	Conc	Units	
Target Compounds						
2)	ethene	4.181	64514	0.453	ug/L	M2

(f)=RT Delta > 1/2 Window (m)=manual int.

Quantitation Report (QT Reviewed)

Data Path : O:\Forensics\Data\airlab9\2022\01\0131DG\
Data File : R0940031.d
Signal(s) : FID1A.ch
Acq On : 31 Jan 2022 1:48 pm
Operator : AIRLAB9:JT
Sample : L2204289-03,4,0.5,0.5
Misc : WG1599784,ICAL16772
ALS Vial : 6 Sample Multiplier: 1

Integration File: autoint1.e
Quant Time: Jan 31 15:16:47 2022
Quant Method : O:\Forensics\Data\airlab9\2022\01\0131DG\DG9_200511.M
Quant Title : Dissolved Gases
QLast Update : Tue May 12 07:13:18 2020
Response via : Initial Calibration
Integrator: ChemStation

Volume Inj. :
Signal Phase :
Signal Info :

Sub List : Ethene - All compounds listed

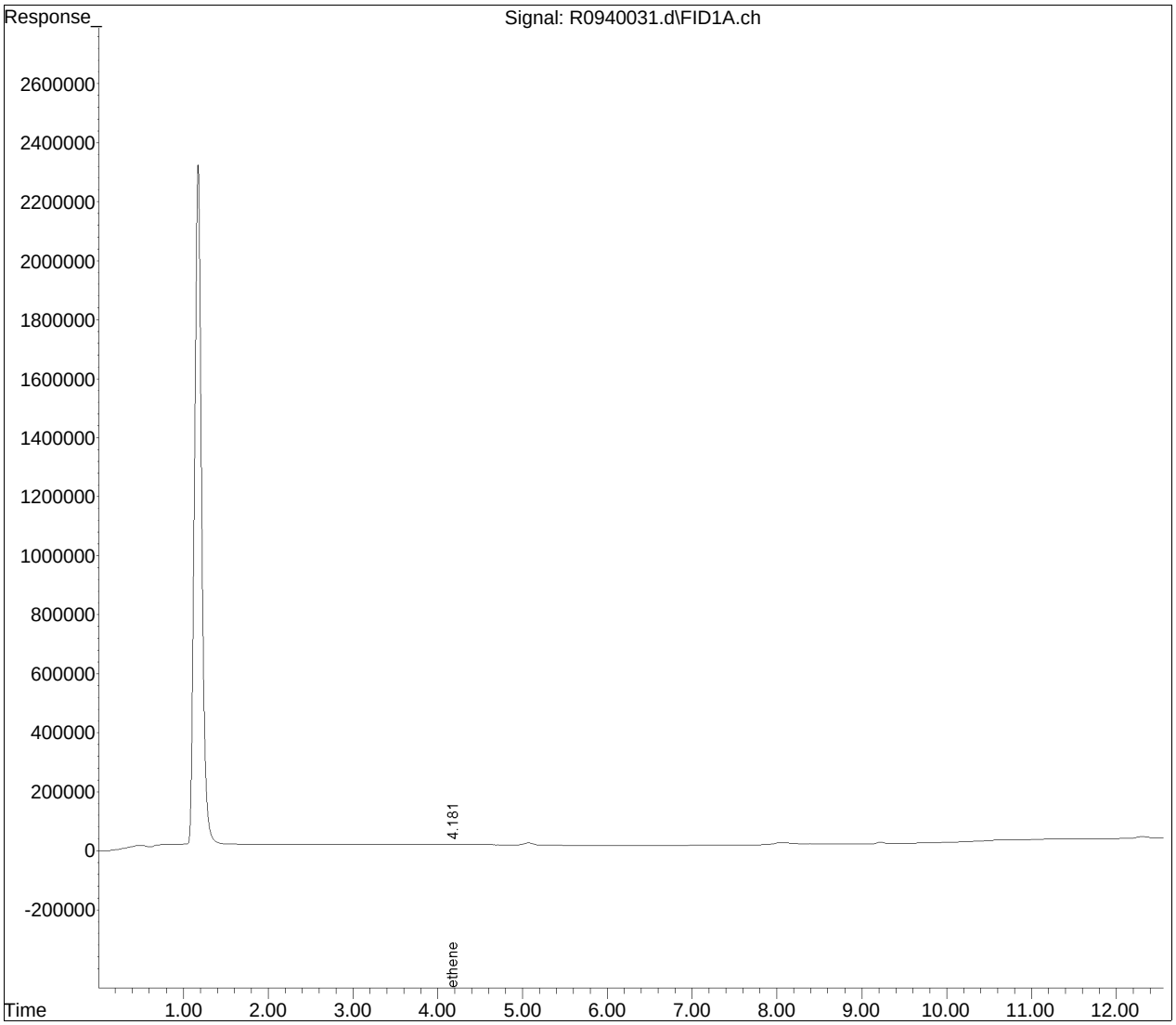

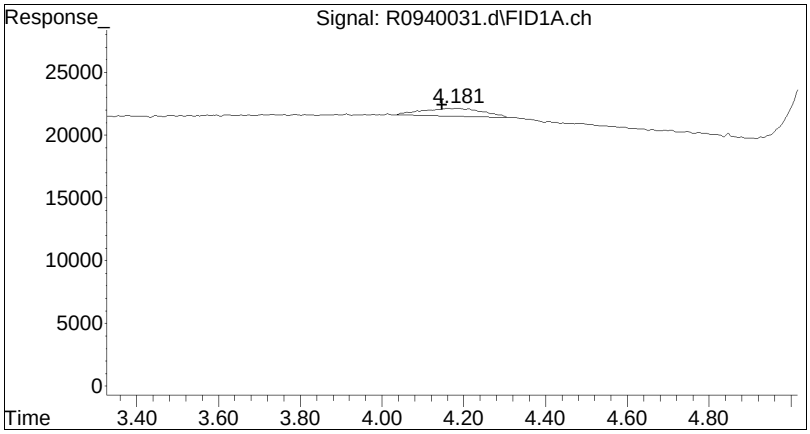

#2 ethene

R.T.:	4.181 min
Delta R.T.:	0.035 min
Response:	64514
Conc:	0.45 ug/L M2

Manual Integration Report

Data Path : O:\Forensics\Data\airlab9\QMethod : DG9_200511.M
Data File : R0940031.d Operator : AIRLAB9:JT
Date Inj'd : 1/31/2022 1:48 pm Instrument : Airlab9
Sample : L2204289-03,4,0.5,0.5 Quant Date : 1/31/2022 3:15 pm

Compound #2: ethene

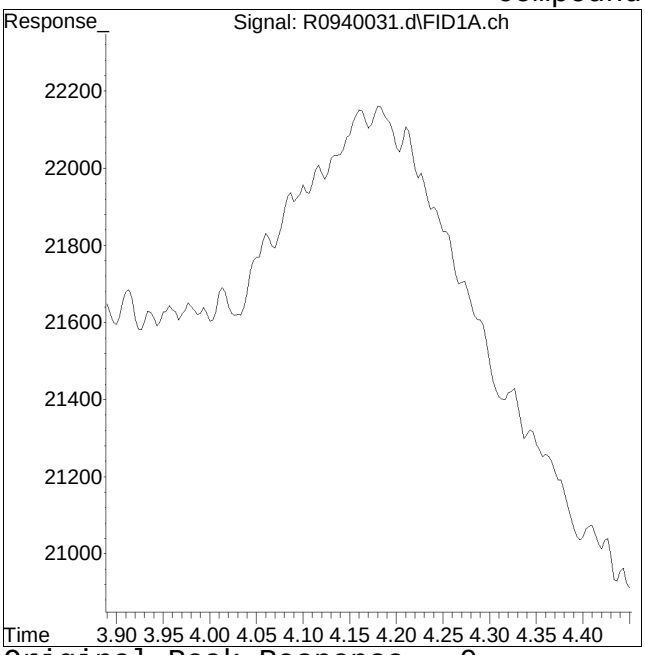

Original Peak Response = 0

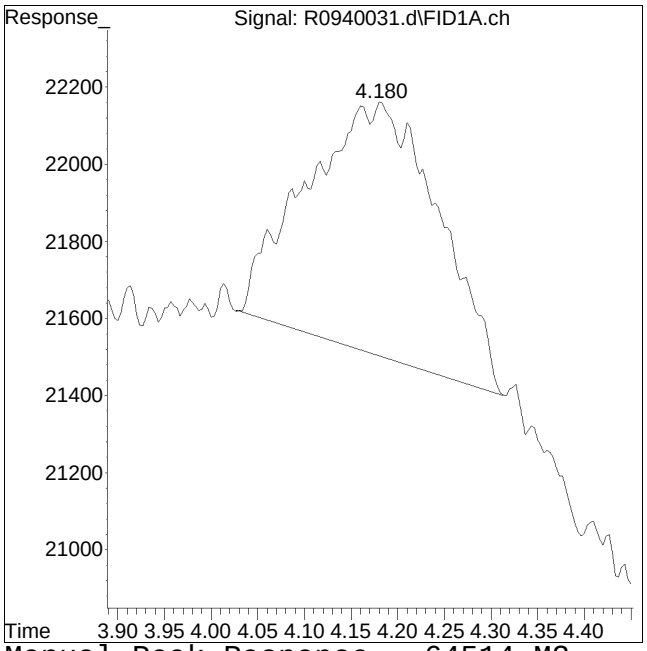

Manual Peak Response = 64514 M2

M2 = Peak not found by automatic integration algorithm.

Quantitation Report (QT Reviewed)

Data Path : O:\Forensics\Data\airlab9\2022\01\0131DG\
Data File : R0940032.d
Signal(s) : FID1A.ch
Acq On : 31 Jan 2022 2:06 pm
Operator : AIRLAB9:JT
Sample : L2204289-04,4,0.5,0.5
Misc : WG1599784,ICAL16772
ALS Vial : 7 Sample Multiplier: 1

Integration File: autoint1.e
Quant Time: Jan 31 15:15:35 2022
Quant Method : O:\Forensics\Data\airlab9\2022\01\0131DG\DG9_200511.M
Quant Title : Dissolved Gases
QLast Update : Tue May 12 07:13:18 2020
Response via : Initial Calibration
Integrator: ChemStation

Volume Inj. :
Signal Phase :
Signal Info :

Sub List : Ethene - All compounds listed

	Compound	R.T.	Response	Conc	Units
Target Compounds					
2)	ethene	4.197	2473965	17.354	ug/L

(f)=RT Delta > 1/2 Window (m)=manual int.

Quantitation Report (QT Reviewed)

Data Path : O:\Forensics\Data\airlab9\2022\01\0131DG\
Data File : R0940032.d
Signal(s) : FID1A.ch
Acq On : 31 Jan 2022 2:06 pm
Operator : AIRLAB9:JT
Sample : L2204289-04,4,0.5,0.5
Misc : WG1599784,ICAL16772
ALS Vial : 7 Sample Multiplier: 1

Integration File: autoint1.e
Quant Time: Jan 31 15:15:35 2022
Quant Method : O:\Forensics\Data\airlab9\2022\01\0131DG\DG9_200511.M
Quant Title : Dissolved Gases
QLast Update : Tue May 12 07:13:18 2020
Response via : Initial Calibration
Integrator: ChemStation

Volume Inj. :
Signal Phase :
Signal Info :

Sub List : Ethene - All compounds listed

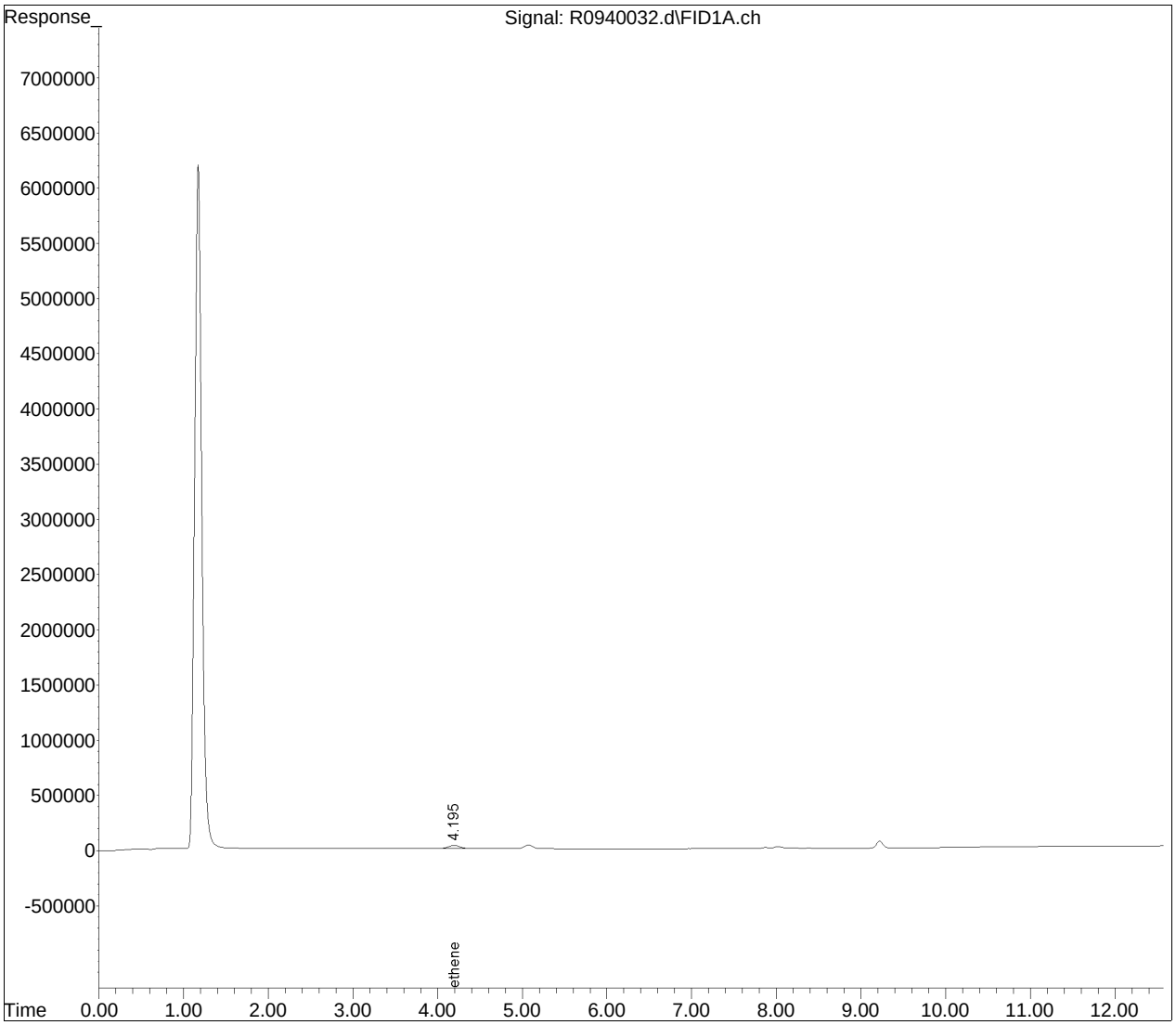

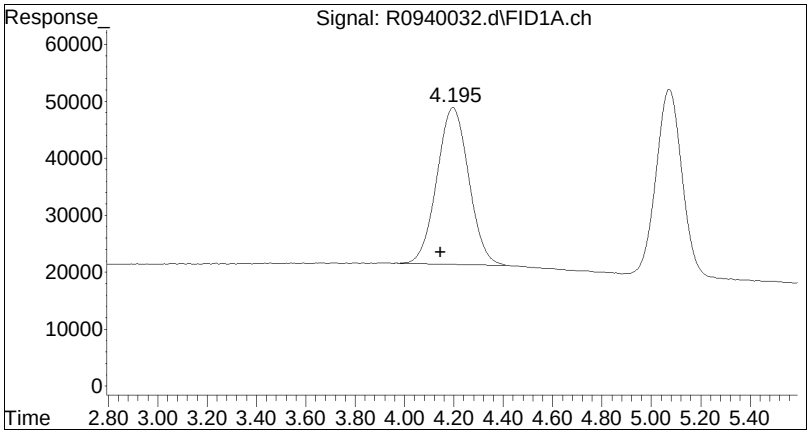

#2 ethene

R.T.:	4.197 min
Delta R.T.:	0.050 min
Response:	2473965
Conc:	17.35 ug/L

Manual Integration Report

Data Path	: O:\Forensics\Data\airlab9\	QMethod	: DG9_200511.M
Data File	: R0940032.d	Operator	: AIRLAB9:JT
Date Inj'd	: 1/31/2022 2:06 pm	Instrument	: Airlab9
Sample	: L2204289-04,4,0.5,0.5	Quant Date	: 1/31/2022 3:15 pm

There are no manual integrations or false positives in this file.

Quantitation Report (QT Reviewed)

Data Path : O:\Forensics\Data\airlab9\2022\01\0131DG\
Data File : R0940033.d
Signal(s) : FID1A.ch
Acq On : 31 Jan 2022 2:24 pm
Operator : AIRLAB9:JT
Sample : L2204289-05,4,0.5,0.5
Misc : WG1599784,ICAL16772
ALS Vial : 8 Sample Multiplier: 1

Integration File: autoint1.e
Quant Time: Jan 31 15:17:20 2022
Quant Method : O:\Forensics\Data\airlab9\2022\01\0131DG\DG9_200511.M
Quant Title : Dissolved Gases
QLast Update : Tue May 12 07:13:18 2020
Response via : Initial Calibration
Integrator: ChemStation

Volume Inj. :
Signal Phase :
Signal Info :

Sub List : Ethene - All compounds listed

	Compound	R.T.	Response	Conc	Units	
Target Compounds						
2)	ethene	4.186	182778	1.282	ug/L	M2

(f)=RT Delta > 1/2 Window (m)=manual int.

Quantitation Report (QT Reviewed)

Data Path : O:\Forensics\Data\airlab9\2022\01\0131DG\
Data File : R0940033.d
Signal(s) : FID1A.ch
Acq On : 31 Jan 2022 2:24 pm
Operator : AIRLAB9:JT
Sample : L2204289-05,4,0.5,0.5
Misc : WG1599784,ICAL16772
ALS Vial : 8 Sample Multiplier: 1

Integration File: autoint1.e
Quant Time: Jan 31 15:17:20 2022
Quant Method : O:\Forensics\Data\airlab9\2022\01\0131DG\DG9_200511.M
Quant Title : Dissolved Gases
QLast Update : Tue May 12 07:13:18 2020
Response via : Initial Calibration
Integrator: ChemStation

Volume Inj. :
Signal Phase :
Signal Info :

Sub List : Ethene - All compounds listed

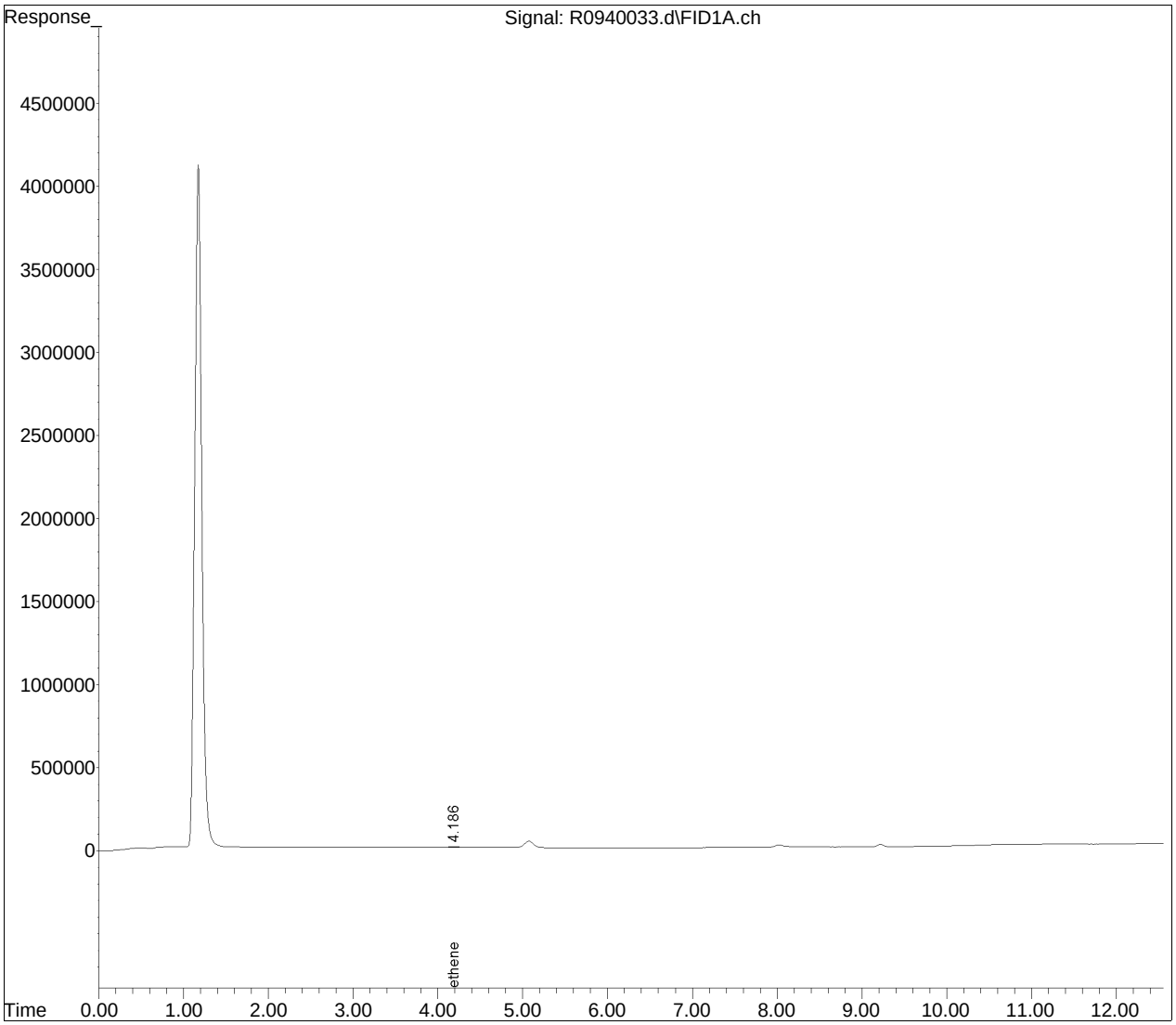

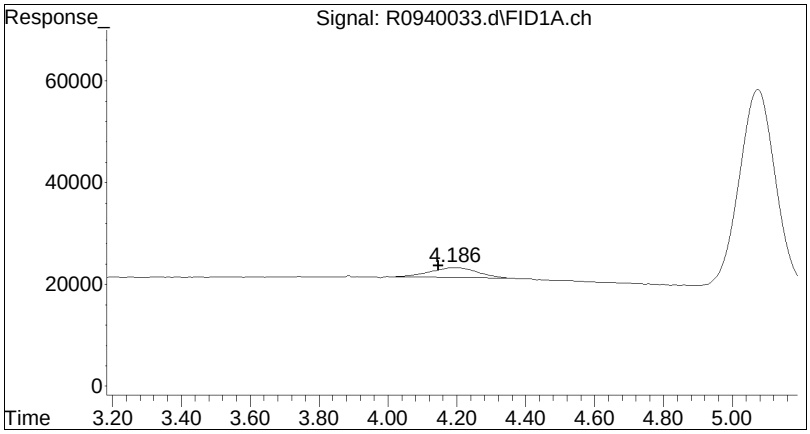

#2 ethene

R.T.:	4.186 min
Delta R.T.:	0.039 min
Response:	182778
Conc:	1.28 ug/L M2

Manual Integration Report

Data Path : O:\Forensics\Data\airlab9\QMethod : DG9_200511.M
Data File : R0940033.d Operator : AIRLAB9:JT
Date Inj'd : 1/31/2022 2:24 pm Instrument : Airlab9
Sample : L2204289-05,4,0.5,0.5 Quant Date : 1/31/2022 3:15 pm

Compound #2: ethene

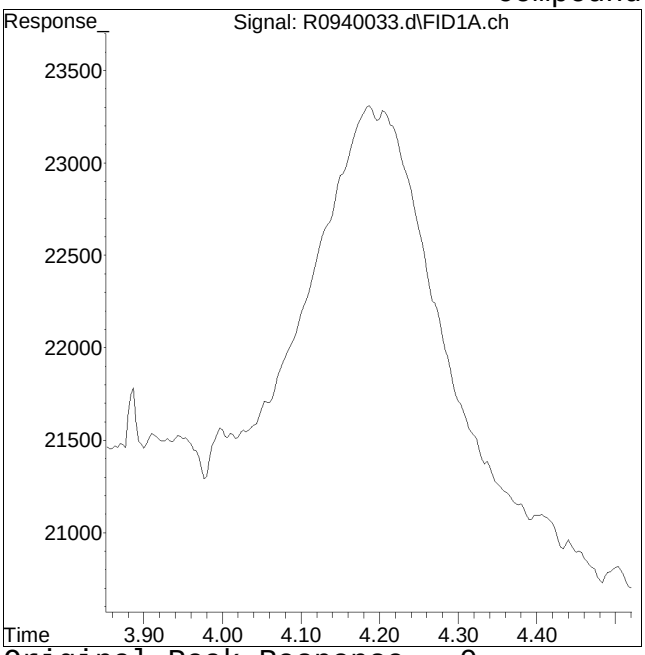

Original Peak Response = 0

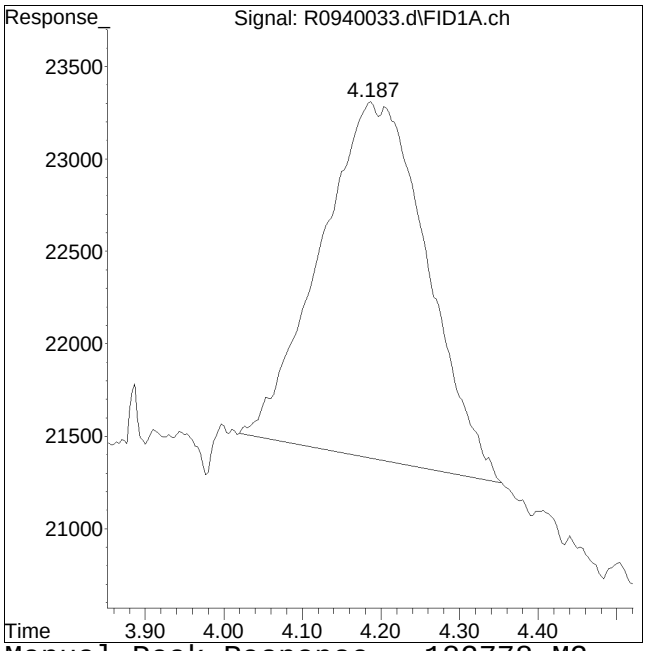

Manual Peak Response = 182778 M2

M2 = Peak not found by automatic integration algorithm.

Quantitation Report (QT Reviewed)

Data Path : O:\Forensics\Data\airlab9\2022\01\0131DG\
Data File : R0940034.d
Signal(s) : FID1A.ch
Acq On : 31 Jan 2022 2:41 pm
Operator : AIRLAB9:JT
Sample : L2204289-06,4,0.5,0.5
Misc : WG1599784,ICAL16772
ALS Vial : 9 Sample Multiplier: 1

Integration File: autoint1.e
Quant Time: Jan 31 15:17:33 2022
Quant Method : O:\Forensics\Data\airlab9\2022\01\0131DG\DG9_200511.M
Quant Title : Dissolved Gases
QLast Update : Tue May 12 07:13:18 2020
Response via : Initial Calibration
Integrator: ChemStation

Volume Inj. :
Signal Phase :
Signal Info :

Sub List : Ethene - All compounds listed

	Compound	R.T.	Response	Conc	Units	
Target Compounds						
2)	ethene	4.195	1181677	8.289	ug/L	M2

(f)=RT Delta > 1/2 Window (m)=manual int.

Quantitation Report (QT Reviewed)

Data Path : O:\Forensics\Data\airlab9\2022\01\0131DG\
Data File : R0940034.d
Signal(s) : FID1A.ch
Acq On : 31 Jan 2022 2:41 pm
Operator : AIRLAB9:JT
Sample : L2204289-06,4,0.5,0.5
Misc : WG1599784,ICAL16772
ALS Vial : 9 Sample Multiplier: 1

Integration File: autoint1.e
Quant Time: Jan 31 15:17:33 2022
Quant Method : O:\Forensics\Data\airlab9\2022\01\0131DG\DG9_200511.M
Quant Title : Dissolved Gases
QLast Update : Tue May 12 07:13:18 2020
Response via : Initial Calibration
Integrator: ChemStation

Volume Inj. :
Signal Phase :
Signal Info :

Sub List : Ethene - All compounds listed

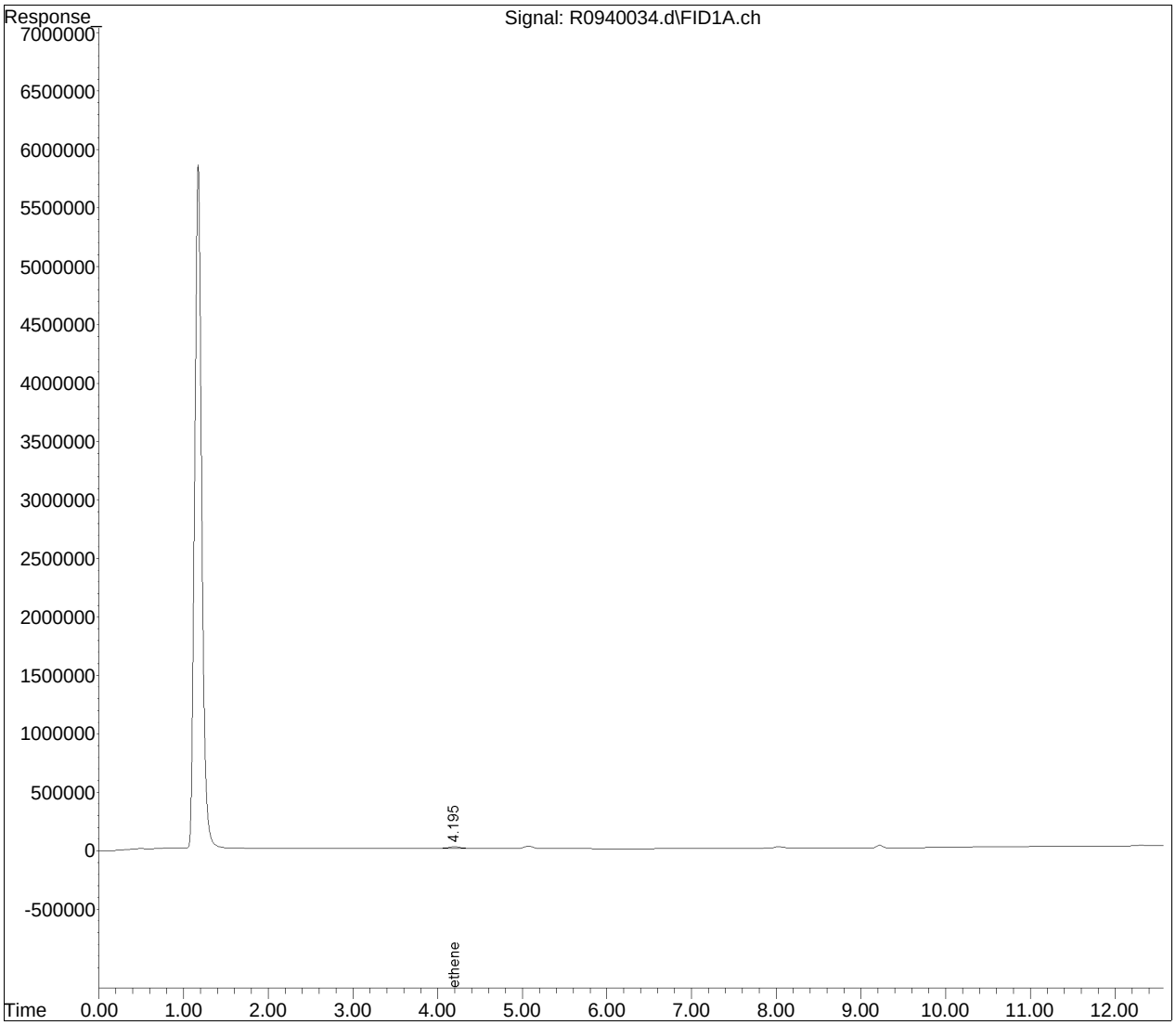

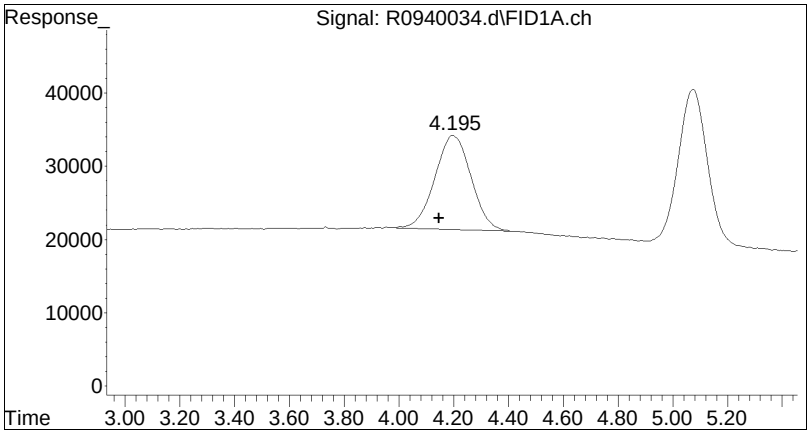

#2 ethene

R.T.:	4.195 min
Delta R.T.:	0.049 min
Response:	1181677
Conc:	8.29 ug/L M2

Manual Integration Report

Data Path : O:\Forensics\Data\airlab9\QMethod : DG9_200511.M
Data File : R0940034.d Operator : AIRLAB9:JT
Date Inj'd : 1/31/2022 2:41 pm Instrument : Airlab9
Sample : L2204289-06,4,0.5,0.5 Quant Date : 1/31/2022 3:15 pm

Compound #2: ethene

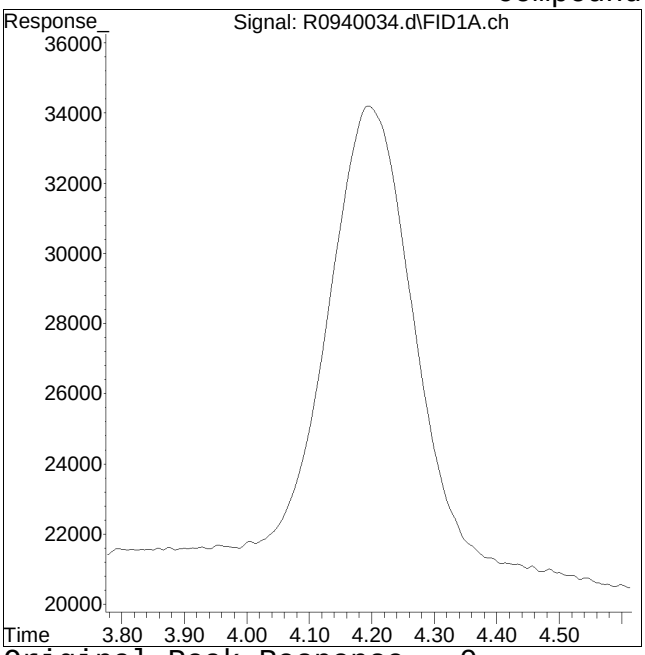

Original Peak Response = 0

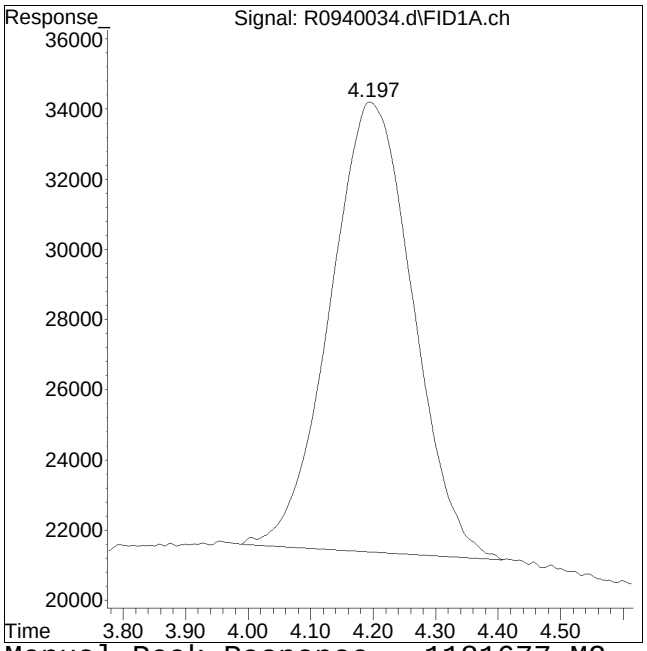

Manual Peak Response = 1181677 M2

M2 = Peak not found by automatic integration algorithm.

Quantitation Report (QT Reviewed)

Data Path : O:\Forensics\Data\airlab9\2022\01\0131DG\
Data File : R0940035.d
Signal(s) : FID1A.ch
Acq On : 31 Jan 2022 2:59 pm
Operator : AIRLAB9:JT
Sample : L2204289-07,4,0.5,0.5
Misc : WG1599784,ICAL16772
ALS Vial : 10 Sample Multiplier: 1

Integration File: autoint1.e
Quant Time: Jan 31 17:10:50 2022
Quant Method : O:\Forensics\Data\airlab9\2022\01\0131DG\DG9_200511.M
Quant Title : Dissolved Gases
QLast Update : Tue May 12 07:13:18 2020
Response via : Initial Calibration
Integrator: ChemStation

Volume Inj. :
Signal Phase :
Signal Info :

Sub List : Ethene - All compounds listed

Compound	R.T.	Response	Conc	Units
Target Compounds				
2) ethene	0.000	0	N.D.	ug/L

(f)=RT Delta > 1/2 Window (m)=manual int.

Quantitation Report (QT Reviewed)

Data Path : O:\Forensics\Data\airlab9\2022\01\0131DG\
Data File : R0940035.d
Signal(s) : FID1A.ch
Acq On : 31 Jan 2022 2:59 pm
Operator : AIRLAB9:JT
Sample : L2204289-07,4,0.5,0.5
Misc : WG1599784,ICAL16772
ALS Vial : 10 Sample Multiplier: 1

Integration File: autoint1.e
Quant Time: Jan 31 17:10:50 2022
Quant Method : O:\Forensics\Data\airlab9\2022\01\0131DG\DG9_200511.M
Quant Title : Dissolved Gases
QLast Update : Tue May 12 07:13:18 2020
Response via : Initial Calibration
Integrator: ChemStation

Volume Inj. :
Signal Phase :
Signal Info :

Sub List : Ethene - All compounds listed

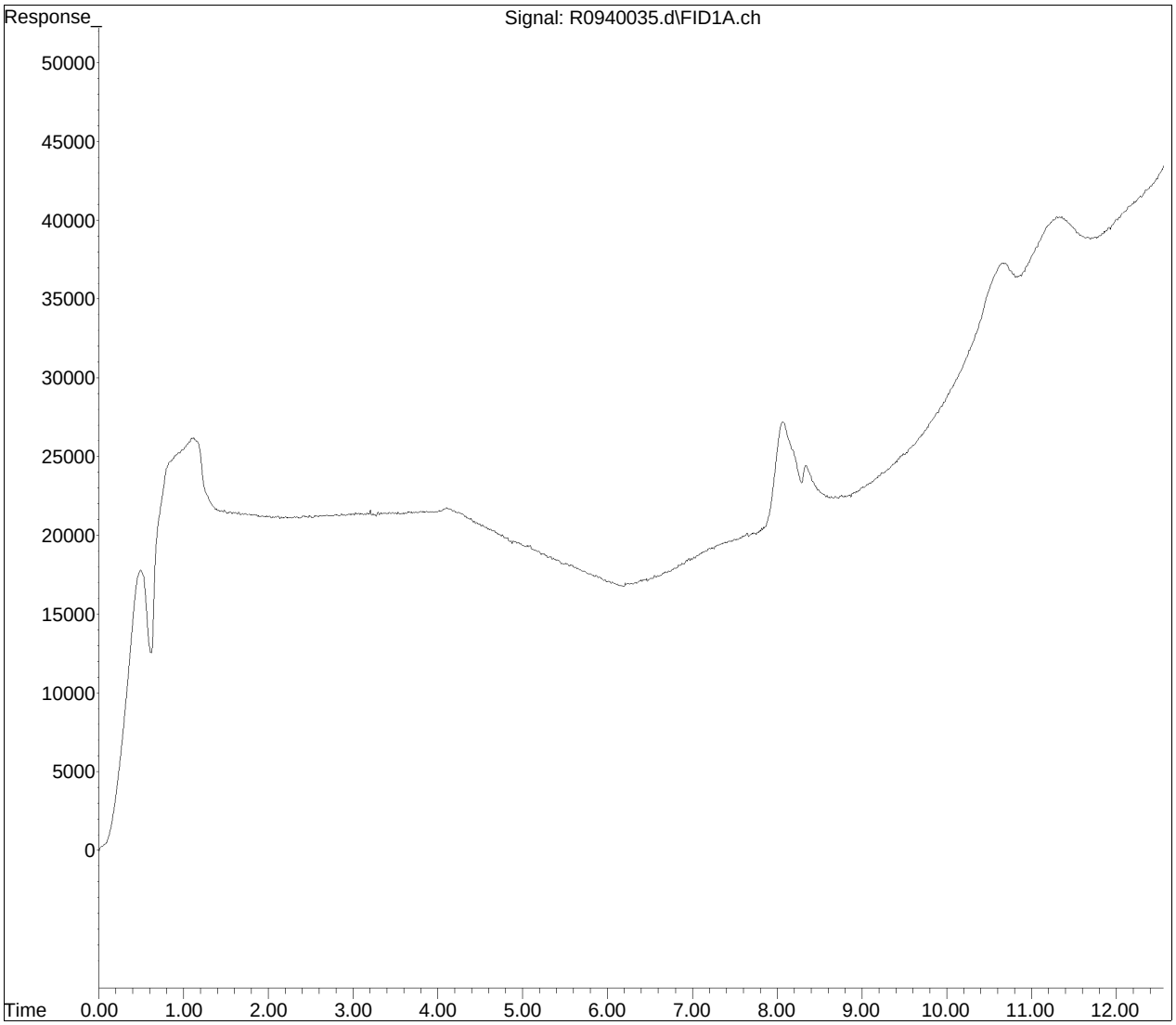

Manual Integration Report

Data Path	: O:\Forensics\Data\airlab9\	QMethod	: DG9_200511.M
Data File	: R0940035.d	Operator	: AIRLAB9:JT
Date Inj'd	: 1/31/2022 2:59 pm	Instrument	: Airlab9
Sample	: L2204289-07,4,0.5,0.5	Quant Date	: 1/31/2022 5:10 pm

There are no manual integrations or false positives in this file.

Quantitation Report (QT Reviewed)

Data Path : O:\Forensics\Data\airlab9\2022\01\0131DG\
Data File : R0940036.d
Signal(s) : FID1A.ch
Acq On : 31 Jan 2022 3:17 pm
Operator : AIRLAB9:JT
Sample : L2204289-08,4,0.5,0.5
Misc : WG1599784,ICAL16772
ALS Vial : 11 Sample Multiplier: 1

Integration File: autoint1.e
Quant Time: Jan 31 17:10:52 2022
Quant Method : O:\Forensics\Data\airlab9\2022\01\0131DG\DG9_200511.M
Quant Title : Dissolved Gases
QLast Update : Tue May 12 07:13:18 2020
Response via : Initial Calibration
Integrator: ChemStation

Volume Inj. :
Signal Phase :
Signal Info :

Sub List : Ethene - All compounds listed

Compound	R.T.	Response	Conc	Units
Target Compounds				
2) ethene	0.000	0	N.D.	ug/L

(f)=RT Delta > 1/2 Window (m)=manual int.

Quantitation Report (QT Reviewed)

Data Path : O:\Forensics\Data\airlab9\2022\01\0131DG\
Data File : R0940036.d
Signal(s) : FID1A.ch
Acq On : 31 Jan 2022 3:17 pm
Operator : AIRLAB9:JT
Sample : L2204289-08,4,0.5,0.5
Misc : WG1599784,ICAL16772
ALS Vial : 11 Sample Multiplier: 1

Integration File: autoint1.e
Quant Time: Jan 31 17:10:52 2022
Quant Method : O:\Forensics\Data\airlab9\2022\01\0131DG\DG9_200511.M
Quant Title : Dissolved Gases
QLast Update : Tue May 12 07:13:18 2020
Response via : Initial Calibration
Integrator: ChemStation

Volume Inj. :
Signal Phase :
Signal Info :

Sub List : Ethene - All compounds listed

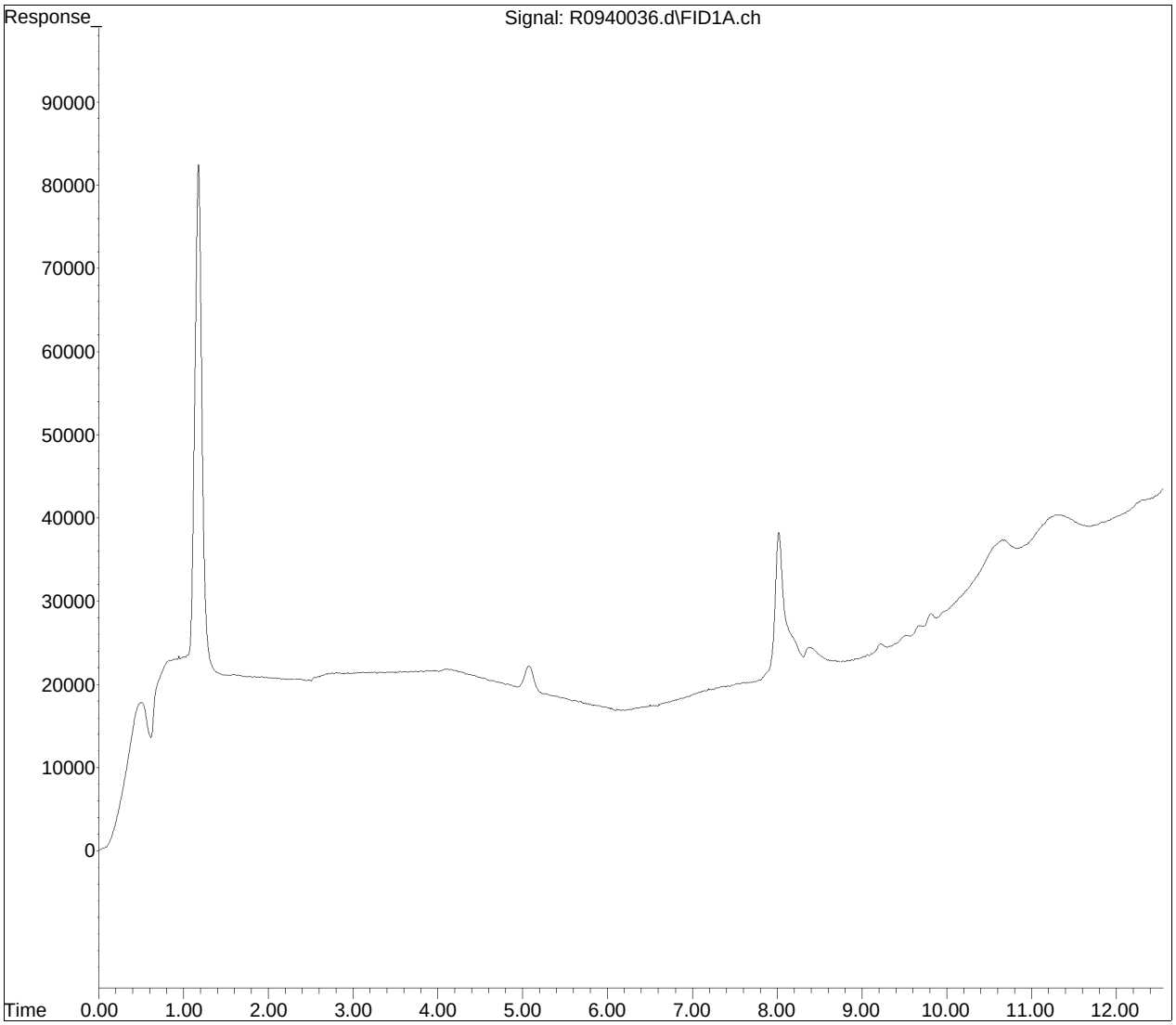

Manual Integration Report

Data Path	: O:\Forensics\Data\airlab9\	QMethod	: DG9_200511.M
Data File	: R0940036.d	Operator	: AIRLAB9:JT
Date Inj'd	: 1/31/2022 3:17 pm	Instrument	: Airlab9
Sample	: L2204289-08,4,0.5,0.5	Quant Date	: 1/31/2022 5:10 pm

There are no manual integrations or false positives in this file.

Quantitation Report (QT Reviewed)

Data Path : O:\Forensics\Data\airlab9\2022\01\0131DG\
Data File : R0940037.d
Signal(s) : FID1A.ch
Acq On : 31 Jan 2022 3:35 pm
Operator : AIRLAB9:JT
Sample : L2204289-10,4,0.5,0.5
Misc : WG1599784,ICAL16772
ALS Vial : 12 Sample Multiplier: 1

Integration File: autoint1.e
Quant Time: Jan 31 17:11:28 2022
Quant Method : O:\Forensics\Data\airlab9\2022\01\0131DG\DG9_200511.M
Quant Title : Dissolved Gases
QLast Update : Tue May 12 07:13:18 2020
Response via : Initial Calibration
Integrator: ChemStation

Volume Inj. :
Signal Phase :
Signal Info :

Sub List : Ethene - All compounds listed

Compound	R.T.	Response	Conc	Units	
Target Compounds					
2) ethene	4.212	2077453	14.573	ug/L	M2

(f)=RT Delta > 1/2 Window (m)=manual int.

Quantitation Report (QT Reviewed)

Data Path : O:\Forensics\Data\airlab9\2022\01\0131DG\
Data File : R0940037.d
Signal(s) : FID1A.ch
Acq On : 31 Jan 2022 3:35 pm
Operator : AIRLAB9:JT
Sample : L2204289-10,4,0.5,0.5
Misc : WG1599784,ICAL16772
ALS Vial : 12 Sample Multiplier: 1

Integration File: autoint1.e
Quant Time: Jan 31 17:11:28 2022
Quant Method : O:\Forensics\Data\airlab9\2022\01\0131DG\DG9_200511.M
Quant Title : Dissolved Gases
QLast Update : Tue May 12 07:13:18 2020
Response via : Initial Calibration
Integrator: ChemStation

Volume Inj. :
Signal Phase :
Signal Info :

Sub List : Ethene - All compounds listed

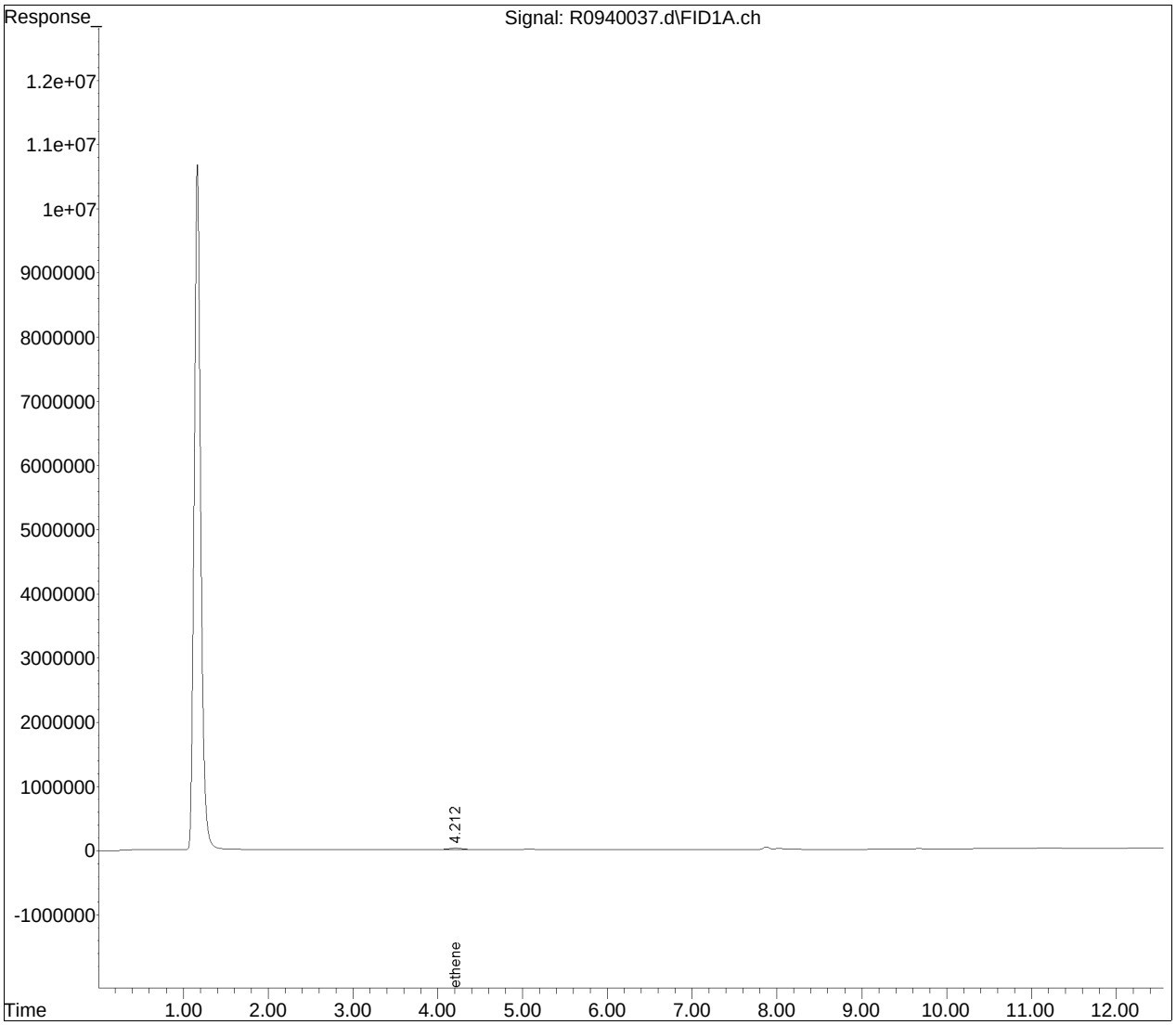

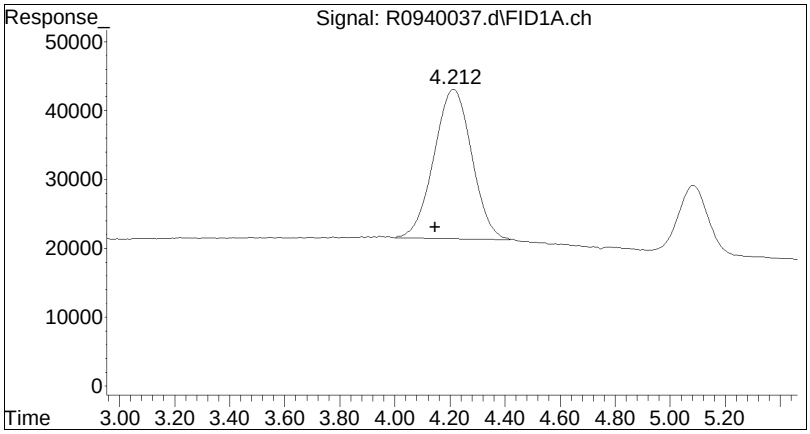

#2 ethene

R.T.:	4.212 min
Delta R.T.:	0.065 min
Response:	2077453
Conc:	14.57 ug/L M2

Manual Integration Report

Data Path : O:\Forensics\Data\airlab9\QMethod : DG9_200511.M
Data File : R0940037.d Operator : AIRLAB9:JT
Date Inj'd : 1/31/2022 3:35 pm Instrument : Airlab9
Sample : L2204289-10,4,0.5,0.5 Quant Date : 1/31/2022 5:10 pm

Compound #2: ethene

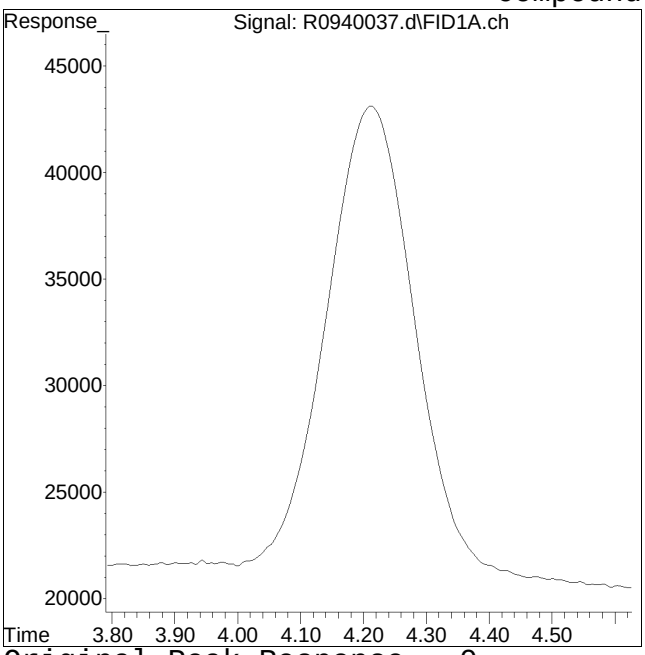

Original Peak Response = 0

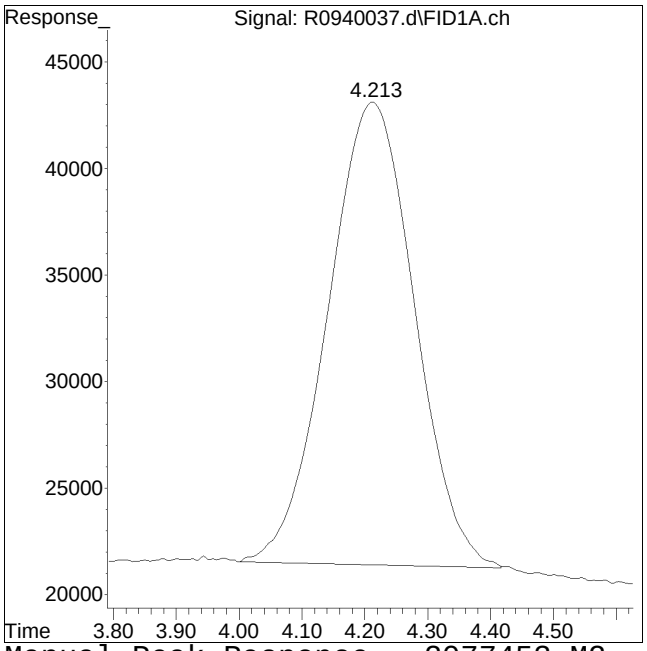

Manual Peak Response = 2077453 M2

M2 = Peak not found by automatic integration algorithm.

Volatiles Standards Data

Initial Calibration

Initial Calibration Summary
Form 6
Volatiles

Client	**: Roux Env. Eng. & Geology, DPC**	**Lab Number**	**: L2204289**
Project Name	**: PFIZER**	**Project Number**	**: 0047.0044Y047**
Instrument ID	**: AIRLAB9**	**Ical Ref**	**: ICAL16772**
Calibration dates	**: 05/11/20 15:46 05/11/20 18:04**		

Calibration Files

L1 =R0932150.d L2 =R0932151.d L3 =R0932152.d L4 =R0932153.d L5 =R0932154.d L6 =R0932155.d

L7 =R0932156.d L8Me=R0932157.d

	Compound	L1	L2	L3	L4	L5	L6	L7	L8Me	Avg	%RSD
1)	methane	1.616	1.559	1.225	1.421	1.279	1.350	1.552	1.398	*LFE5	0.9999
2)	ethene	1.044	1.285	1.157	1.313	1.232	1.278	1.470		*LFE5	0.9957
3)	acetylene		2.377	2.256	2.872	2.677	3.021			*LFE4	0.9979
4)	ethane	0.848	1.216	1.254	1.439	1.371	1.407	1.624		*LFE5	0.9956
5)	propene	0.892	0.949	0.992	1.099	1.121	1.156	1.303		*LFE5	0.9969
6)	propane	1.009	1.123	1.176	1.314	1.341	1.375	1.526		*LFE5	0.9976
7)	butane	1.248	1.052	1.133	1.230	1.349	1.370	1.479		*LFE5	0.9987

Response Factor Report Airlab9

Method Path : O:\Forensics\Data\airlab9\2020\200511DG_I\
Method File : DG9_200511.M
Title : Dissolved Gases
Last Update : Tue May 12 07:13:18 2020
Response Via : Initial Calibration

Calibration Files
L1 =R0932150.d L2 =R0932151.d L3 =R0932152.d L4 =R0932153.d L5 =R0932154.d L6 =R0932155.d
L7 =R0932156.d L8Me=R0932157.d

	Compound	L1	L2	L3	L4	L5	L6	L7	L8Me	Avg	%RSD
1)	methane	1.616	1.559	1.225	1.421	1.279	1.350	1.552	1.398	*LFE5	0.9999
2)	ethene	1.044	1.285	1.157	1.313	1.232	1.278	1.470		*LFE5	0.9957
3)	acetylene			2.377	2.256	2.872	2.677	3.021		*LFE4	0.9979
4)	ethane	0.848	1.216	1.254	1.439	1.371	1.407	1.624		*LFE5	0.9956
5)	propene	0.892	0.949	0.992	1.099	1.121	1.156	1.303		*LFE5	0.9969
6)	propane	1.009	1.123	1.176	1.314	1.341	1.375	1.526		*LFE5	0.9976
7)	butane	1.248	1.052	1.133	1.230	1.349	1.370	1.479		*LFE5	0.9987

(#) = Out of Range ### Number of calibration levels exceeded format ###

Quantitation Report (QT Reviewed)

Data Path : O:\Forensics\Data\airlab9\2020\200511DG_I\
Data File : R0932150.d
Signal(s) : FID1A.ch
Acq On : 11 May 2020 3:46 pm
Operator : AIRLAB9:AR
Sample : IDISSGASSTD01
Misc : WG1369720
ALS Vial : 2 Sample Multiplier: 1

Integration File: events.e
Quant Time: May 12 07:04:31 2020
Quant Method : O:\Forensics\Data\airlab9\2020\200511DG_I\DG9_200511.M
Quant Title : Dissolved Gases
QLast Update : Tue May 12 07:01:27 2020
Response via : Initial Calibration
Integrator: ChemStation

Volume Inj. :
Signal Phase :
Signal Info :

Sub List : Default - All compounds listed

	Compound	R.T.	Response	Conc	Units	
Target Compounds						
1)	methane	1.150	50096	0.360	ug/L	M4
2)	ethene	4.130	55354	0.428	ug/L	M4
3)	acetylene	0.000	0	N.D.	ug/L	d
4)	ethane	5.027	48353	0.339	ug/L	M4
5)	propene	7.865	69567	0.623	ug/L	m
6)	propane	8.013	84771	0.645	ug/L	
7)	butane	9.810	138481	1.126	ug/L	M4

(f)=RT Delta > 1/2 Window (m)=manual int.

Quantitation Report (QT Reviewed)

Data Path : O:\Forensics\Data\airlab9\2020\200511DG_I\
Data File : R0932150.d
Signal(s) : FID1A.ch
Acq On : 11 May 2020 3:46 pm
Operator : AIRLAB9:AR
Sample : IDISSGASSTD01
Misc : WG1369720
ALS Vial : 2 Sample Multiplier: 1

Integration File: events.e
Quant Time: May 12 07:04:31 2020
Quant Method : O:\Forensics\Data\airlab9\2020\200511DG_I\DG9_200511.M
Quant Title : Dissolved Gases
QLast Update : Tue May 12 07:01:27 2020
Response via : Initial Calibration
Integrator: ChemStation

Volume Inj. :
Signal Phase :
Signal Info :

Sub List : Default - All compounds listed

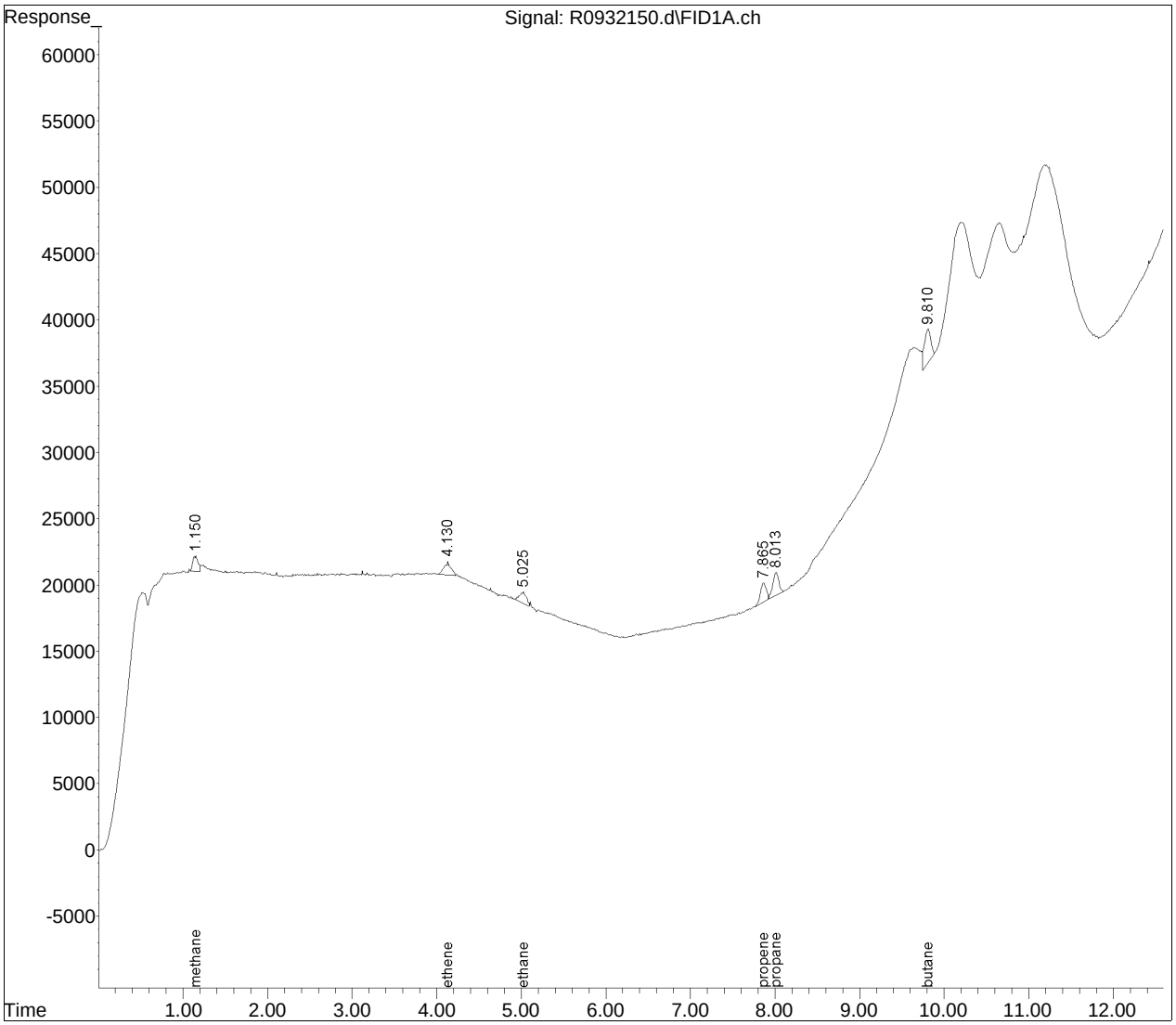

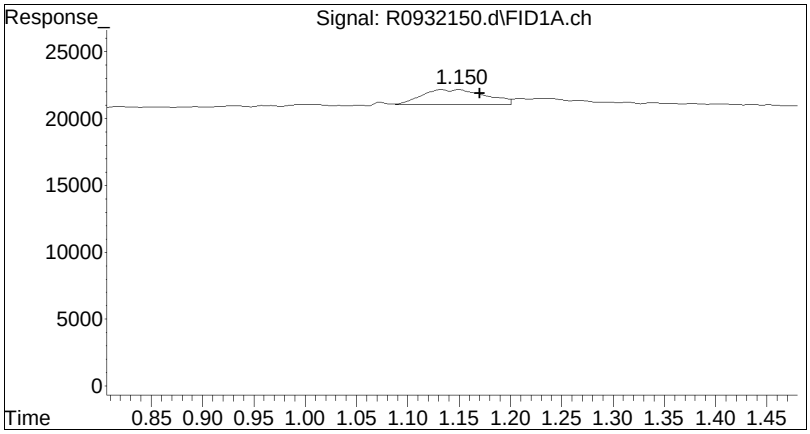

#1 methane

R.T.:	1.150 min
Delta R.T.:	-0.020 min
Response:	50096
Conc:	0.36 ug/L M4

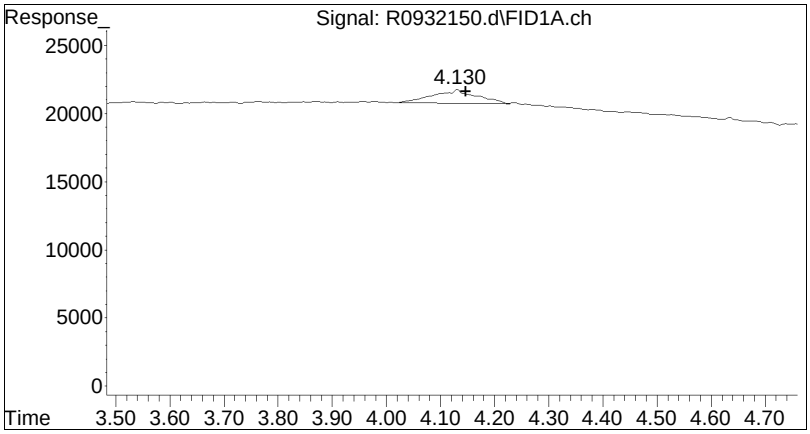

#2 ethene

R.T.:	4.130 min
Delta R.T.:	-0.016 min
Response:	55354
Conc:	0.43 ug/L M4

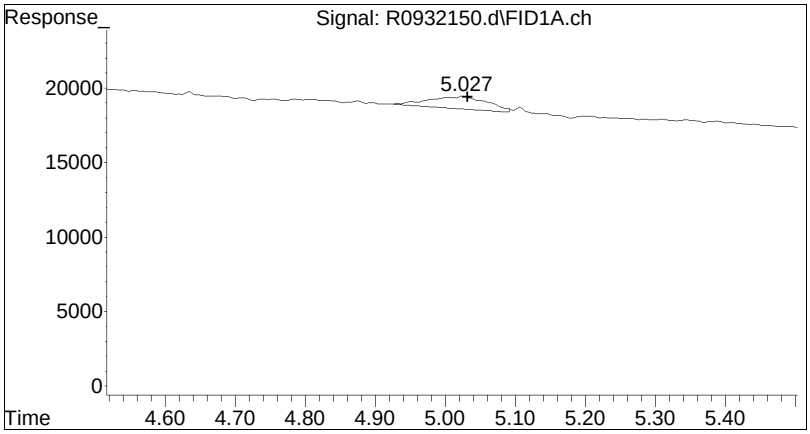

#4 ethane

R.T.:	5.027 min
Delta R.T.:	-0.005 min
Response:	48353
Conc:	0.34 ug/L M4

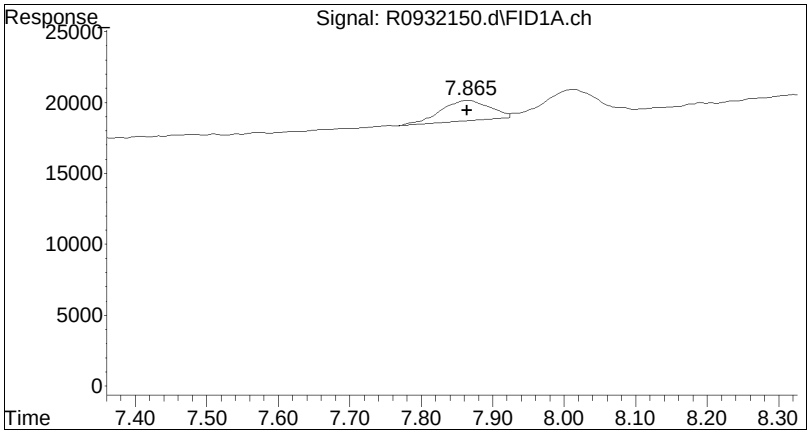

#5 propene

R.T.:	7.865 min
Delta R.T.:	0.001 min
Response:	69567
Conc:	0.62 ug/L m

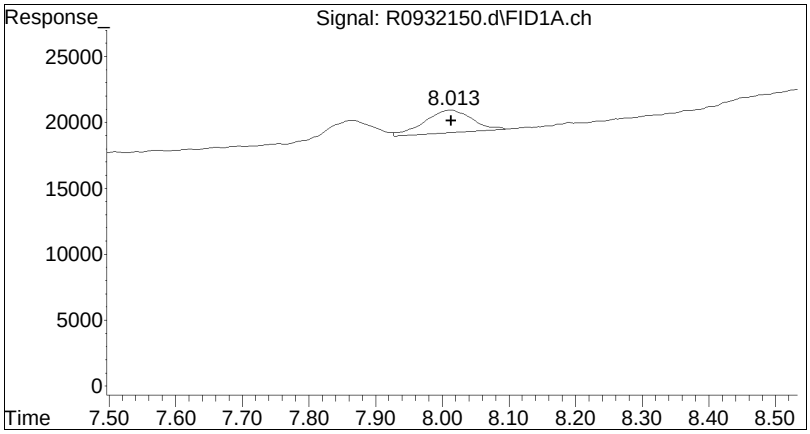

#6 propane

R.T.:	8.013 min
Delta R.T.:	0.000 min
Response:	84771
Conc:	0.64 ug/L

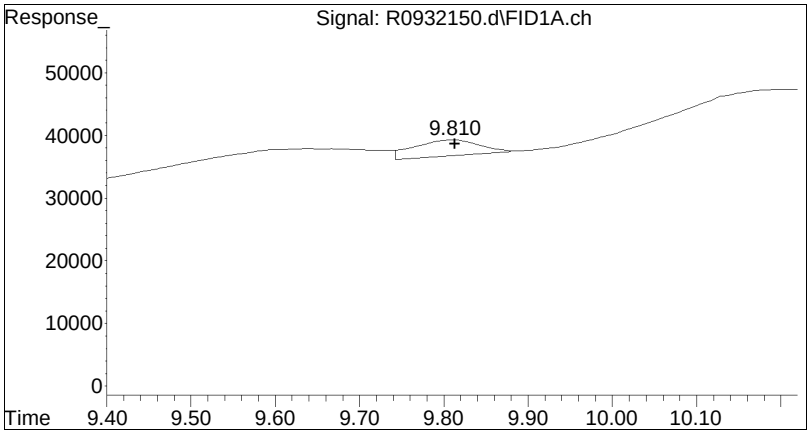

#7 butane

R.T.:	9.810 min
Delta R.T.:	-0.003 min
Response:	138481
Conc:	1.13 ug/L M4

Manual Integration Report

Data Path : O:\Forensics\Data\airlab9\QMethod : DG9_200511.M
Data File : R0932150.d Operator : AIRLAB9:AR
Date Inj'd : 5/11/2020 0:3: 6 Instrument : Airlab9
Sample : IDISSGASSTD01 Quant Date : 5/12/2020 7:02 am

Compound #1: methane

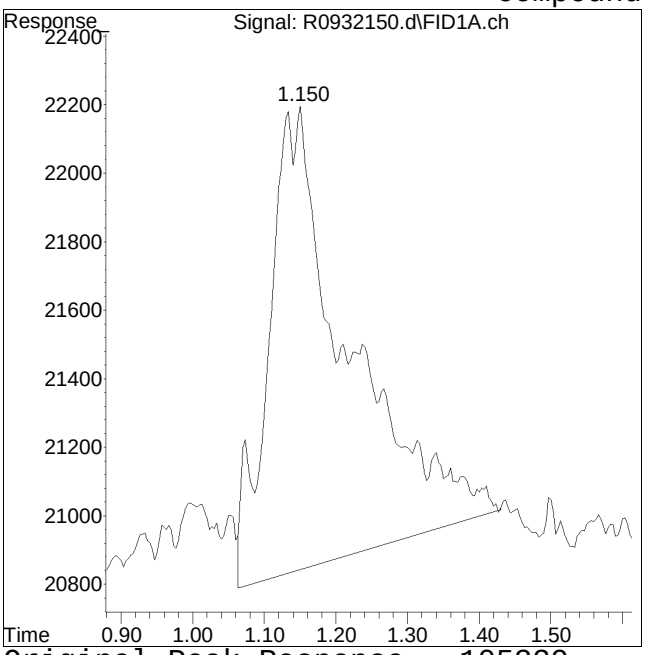

Original Peak Response = 105329

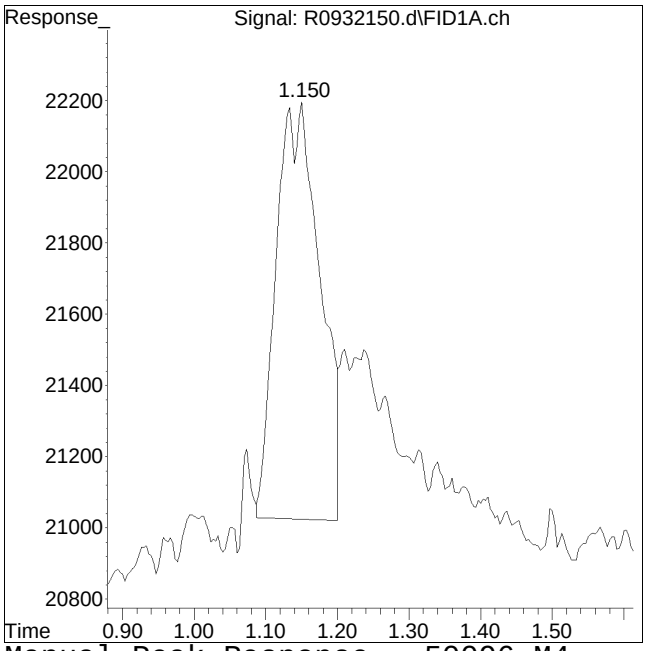

Manual Peak Response = 50096 M4

M4 = Poor automated baseline construction.

Manual Integration Report

Data Path : O:\Forensics\Data\airlab9\QMethod : DG9_200511.M
Data File : R0932150.d Operator : AIRLAB9:AR
Date Inj'd : 5/11/2020 0:3: 6 Instrument : Airlab9
Sample : IDISSGASSTD01 Quant Date : 5/12/2020 7:02 am

Compound #2: ethene

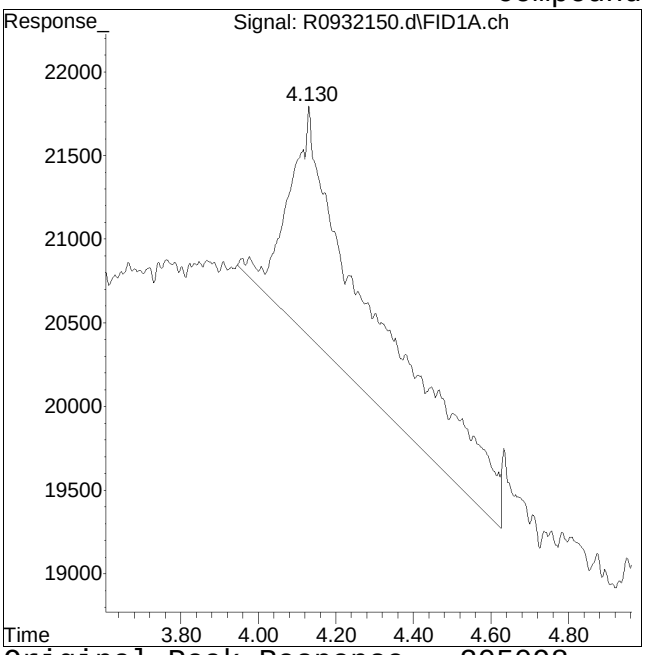

Original Peak Response = 205098

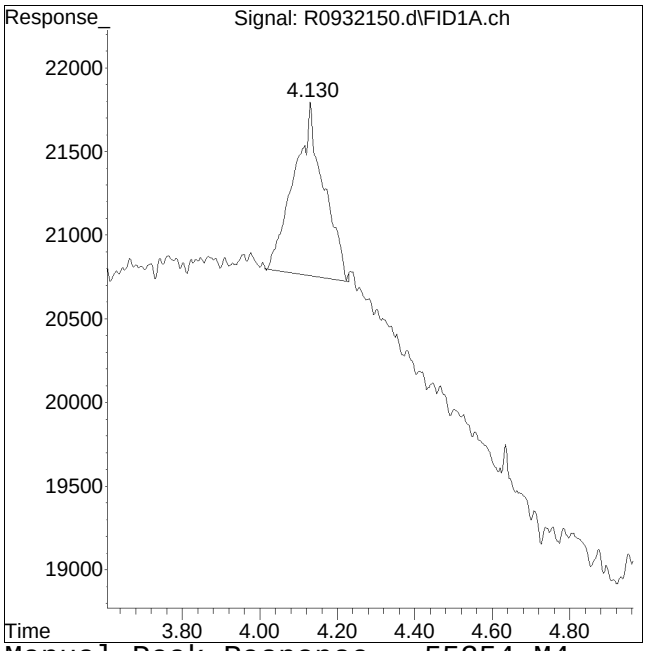

Manual Peak Response = 55354 M4

M4 = Poor automated baseline construction.

Manual Integration Report

Data Path : O:\Forensics\Data\airlab9\QMethod : DG9_200511.M
Data File : R0932150.d Operator : AIRLAB9:AR
Date Inj'd : 5/11/2020 0:3: 6 Instrument : Airlab9
Sample : IDISSGASSTD01 Quant Date : 5/12/2020 7:02 am

Compound #4: ethane

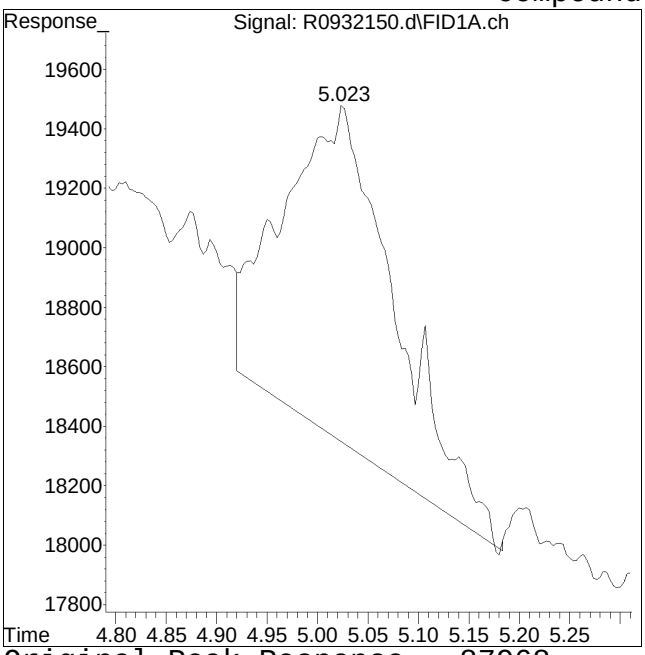

Original Peak Response = 87968

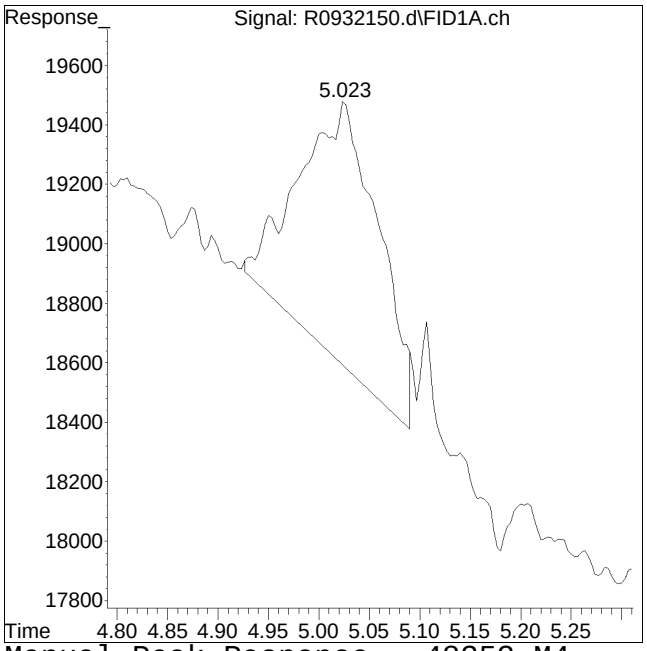

Manual Peak Response = 48353 M4

M4 = Poor automated baseline construction.

Manual Integration Report

Data Path : O:\Forensics\Data\airlab9\QMethod : DG9_200511.M
Data File : R0932150.d Operator : AIRLAB9:AR
Date Inj'd : 5/11/2020 0:3: 6 Instrument : Airlab9
Sample : IDISSGASSTD01 Quant Date : 5/12/2020 7:02 am

Compound #5: propene

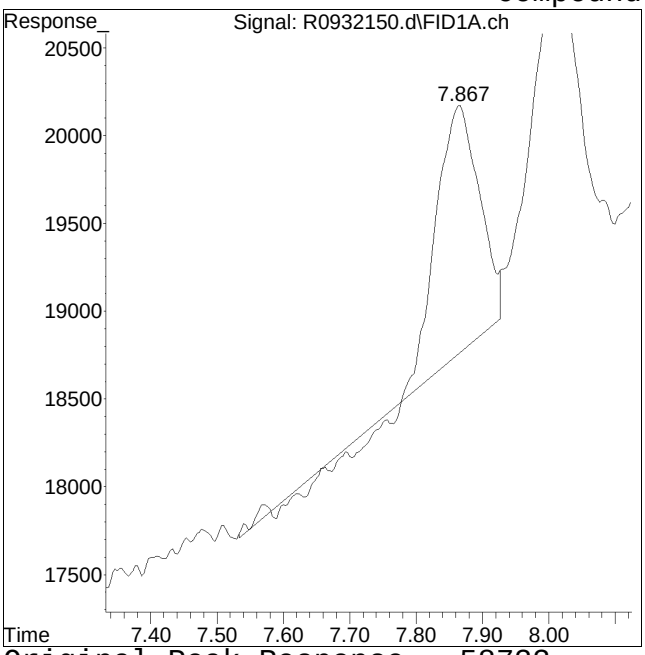

Original Peak Response = 58733

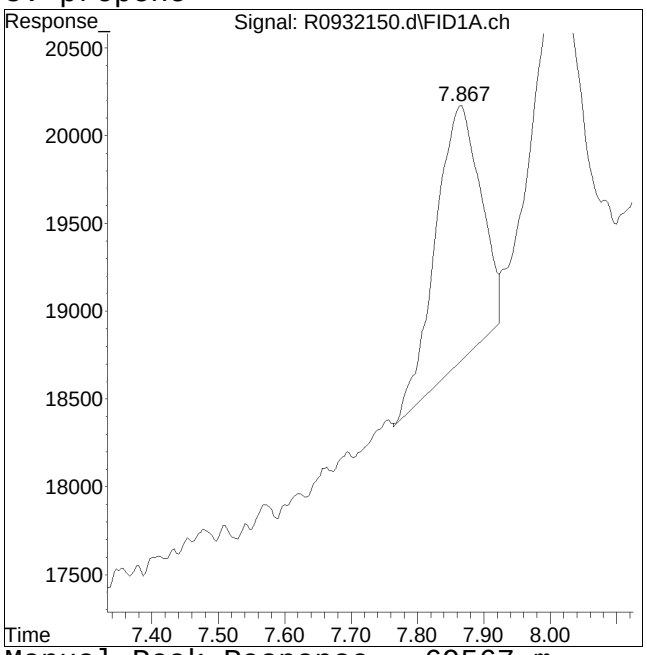

Manual Peak Response = 69567 m

Manual Integration Report

Data Path : O:\Forensics\Data\airlab9\QMethod : DG9_200511.M
Data File : R0932150.d Operator : AIRLAB9:AR
Date Inj'd : 5/11/2020 0:3: 6 Instrument : Airlab9
Sample : IDISSGASSTD01 Quant Date : 5/12/2020 7:02 am

Compound #7: butane

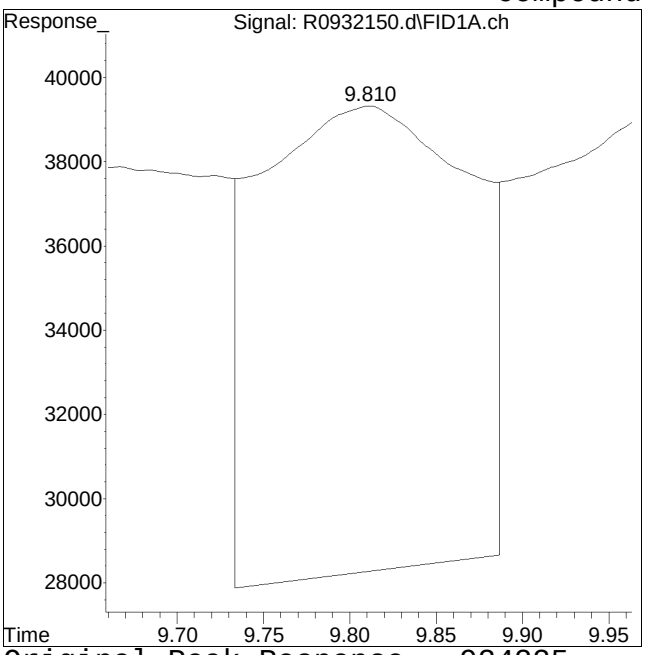

Original Peak Response = 924225

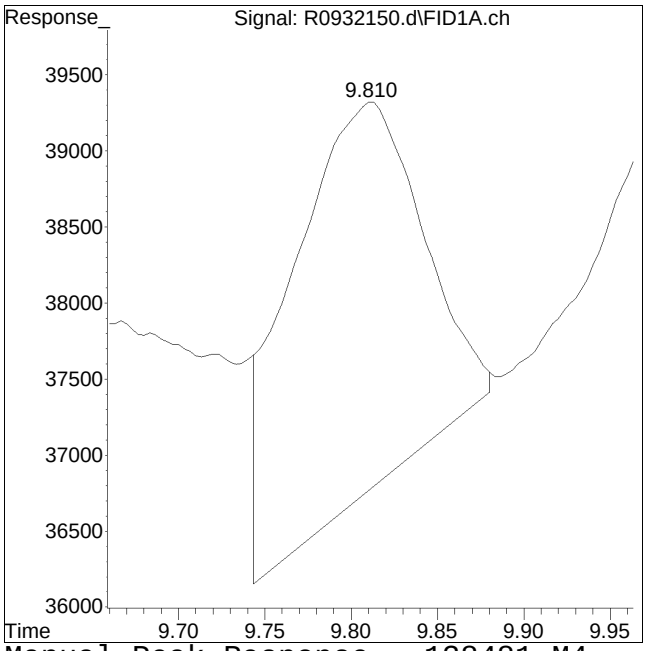

Manual Peak Response = 138481 M4

M4 = Poor automated baseline construction.

Quantitation Report (QT Reviewed)

Data Path : O:\Forensics\Data\airlab9\2020\200511DG_I\
Data File : R0932151.d
Signal(s) : FID1A.ch
Acq On : 11 May 2020 4:06 pm
Operator : AIRLAB9:AR
Sample : IDISSGASSTD02
Misc : WG1369720
ALS Vial : 2 Sample Multiplier: 1

Integration File: events.e
Quant Time: May 12 07:06:02 2020
Quant Method : O:\Forensics\Data\airlab9\2020\200511DG_I\DG9_200511.M
Quant Title : Dissolved Gases
QLast Update : Tue May 12 07:01:27 2020
Response via : Initial Calibration
Integrator: ChemStation

Volume Inj. :
Signal Phase :
Signal Info :

Sub List : Default - All compounds listed

	Compound	R.T.	Response	Conc	Units	
Target Compounds						
1)	methane	1.171	238574	1.715	ug/L	M4
2)	ethene	4.141	343031	2.652	ug/L	M4
3)	acetylene	4.875	58955	2.063	ug/L	M4
4)	ethane	5.057	348987	2.449	ug/L	M4
5)	propene	7.866	380697	3.408	ug/L	
6)	propane	8.013	471549	3.588	ug/L	
7)	butane	9.812	582655	4.738	ug/L	M4

(f)=RT Delta > 1/2 Window (m)=manual int.

Quantitation Report (QT Reviewed)

Data Path : O:\Forensics\Data\airlab9\2020\200511DG_I\
Data File : R0932151.d
Signal(s) : FID1A.ch
Acq On : 11 May 2020 4:06 pm
Operator : AIRLAB9:AR
Sample : IDISSGASSTD02
Misc : WG1369720
ALS Vial : 2 Sample Multiplier: 1

Integration File: events.e
Quant Time: May 12 07:06:02 2020
Quant Method : O:\Forensics\Data\airlab9\2020\200511DG_I\DG9_200511.M
Quant Title : Dissolved Gases
QLast Update : Tue May 12 07:01:27 2020
Response via : Initial Calibration
Integrator: ChemStation

Volume Inj. :
Signal Phase :
Signal Info :

Sub List : Default - All compounds listed

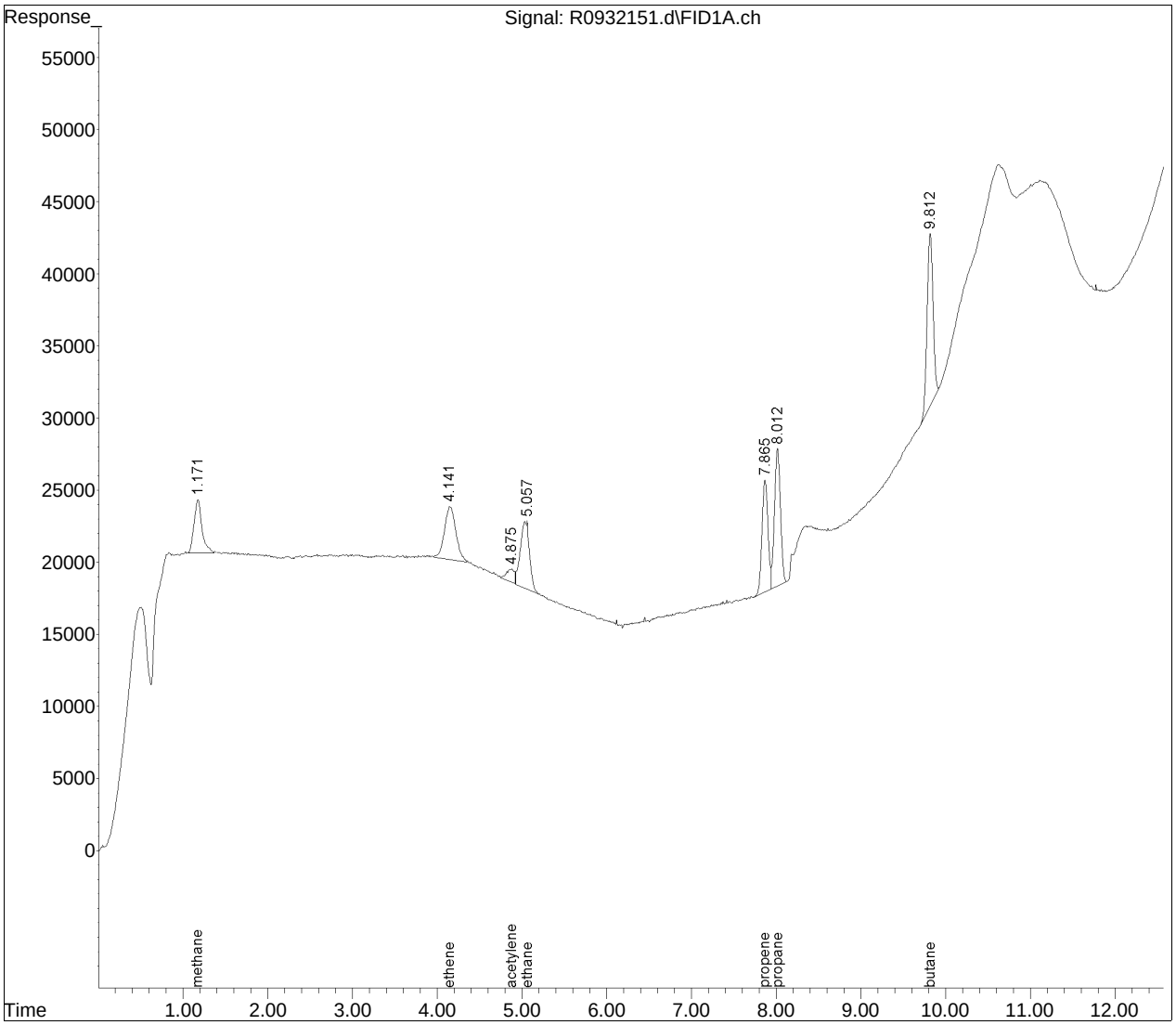

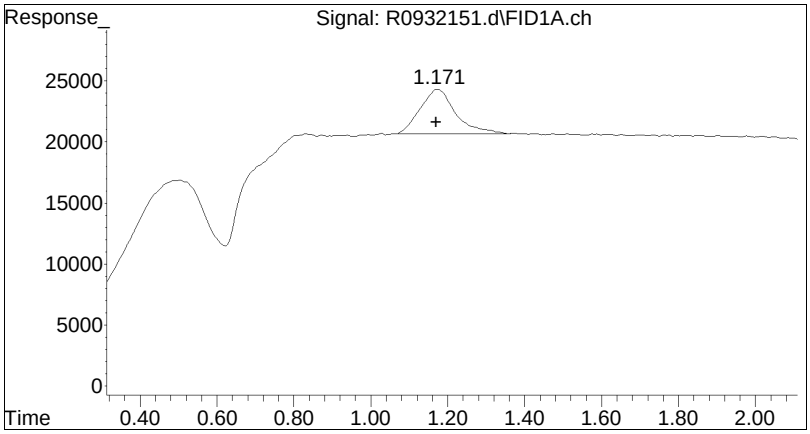

#1 methane

R.T.:	1.171 min
Delta R.T.:	0.001 min
Response:	238574
Conc:	1.72 ug/L M4

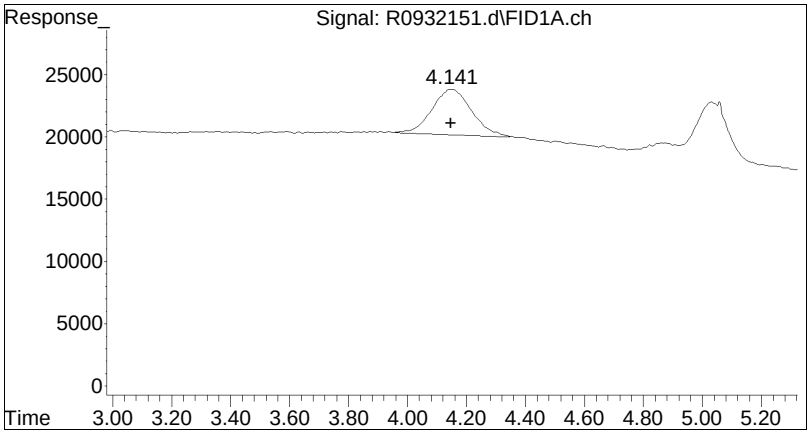

#2 ethene

R.T.:	4.141 min
Delta R.T.:	-0.006 min
Response:	343031
Conc:	2.65 ug/L M4

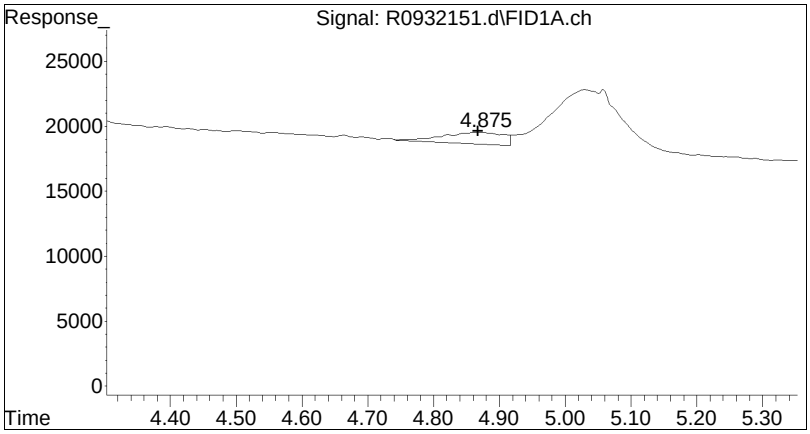

#3 acetylene

R.T.:	4.875 min
Delta R.T.:	0.008 min
Response:	58955
Conc:	2.06 ug/L M4

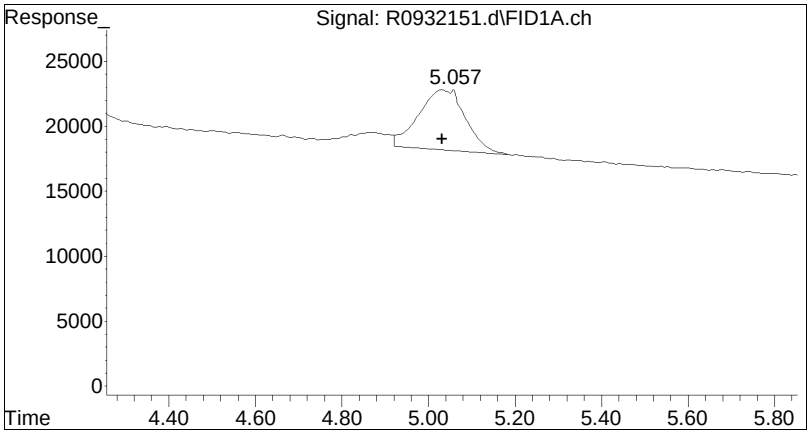

#4 ethane

R.T.:	5.057 min
Delta R.T.:	0.025 min
Response:	348987
Conc:	2.45 ug/L M4

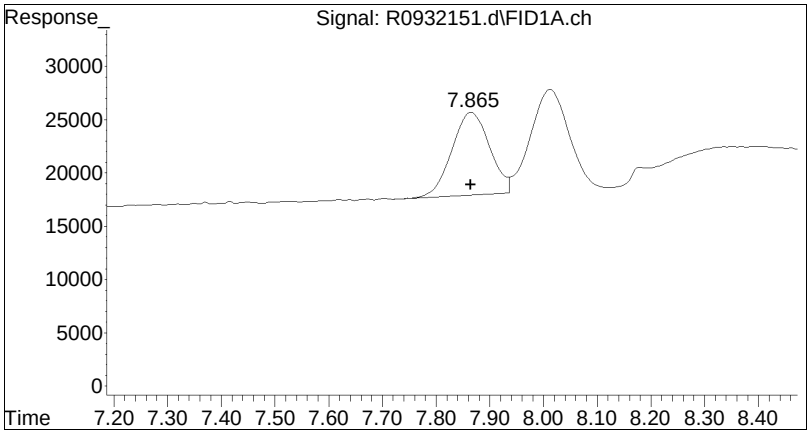

#5 propene

R.T.:	7.866 min
Delta R.T.:	0.002 min
Response:	380697
Conc:	3.41 ug/L

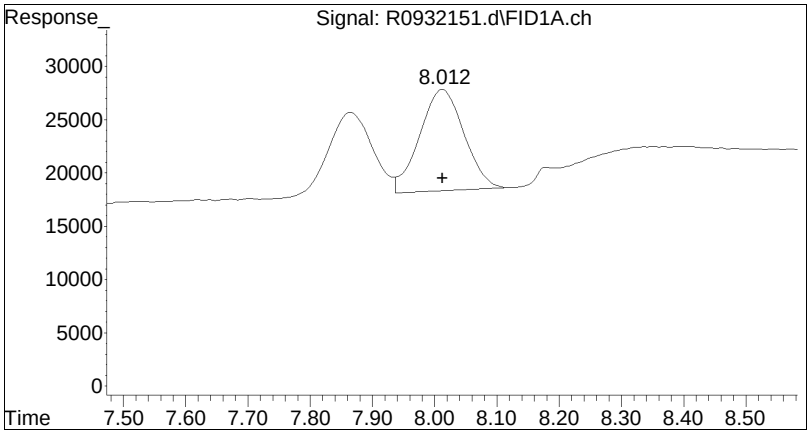

#6 propane

R.T.:	8.013 min
Delta R.T.:	0.000 min
Response:	471549
Conc:	3.59 ug/L

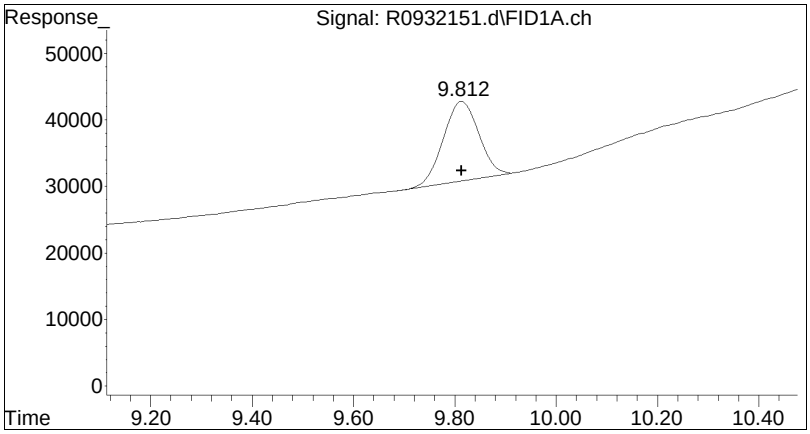

#7 butane

R.T.:	9.812 min
Delta R.T.:	0.000 min
Response:	582655
Conc:	4.74 ug/L M4

Manual Integration Report

Data Path : O:\Forensics\Data\airlab9\QMethod : DG9_200511.M
Data File : R0932151.d Operator : AIRLAB9:AR
Date Inj'd : 5/11/2020 0:4: 6 Instrument : Airlab9
Sample : IDISSGASSTD02 Quant Date : 5/12/2020 7:02 am

Compound #1: methane

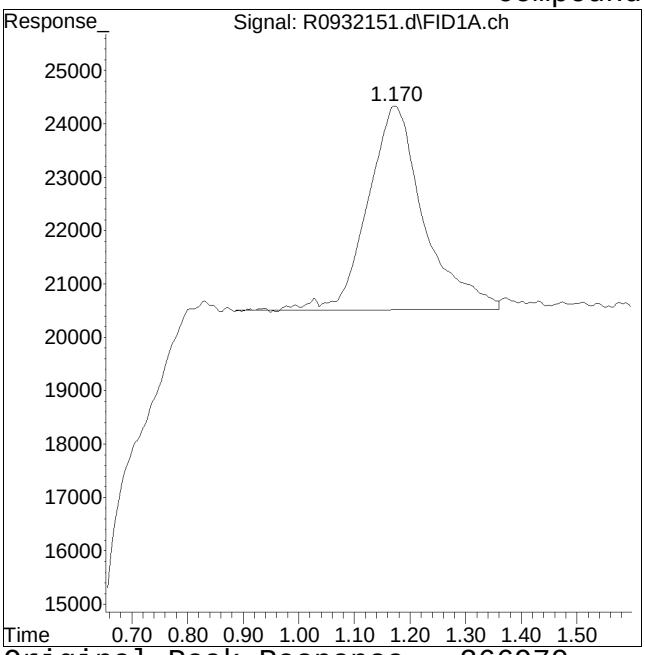

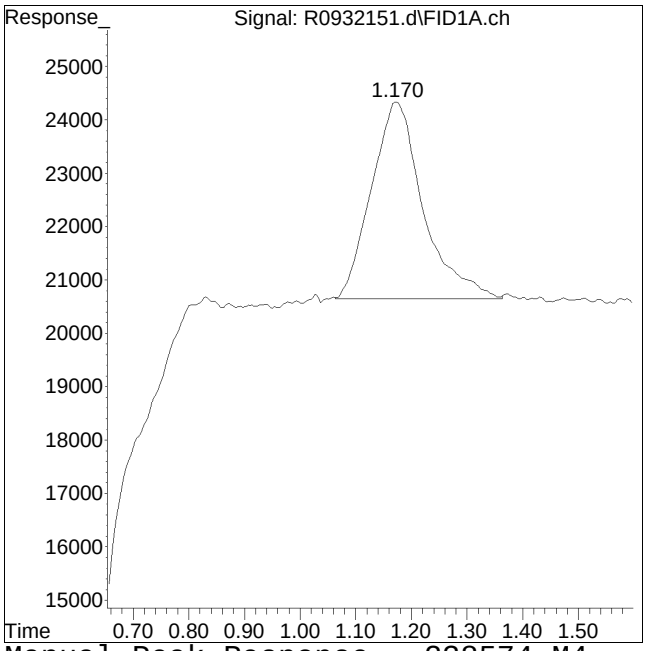

Original Peak Response = 266970 Manual Peak Response = 238574 M4
M4 = Poor automated baseline construction.

Manual Integration Report

Data Path : O:\Forensics\Data\airlab9\QMethod : DG9_200511.M
Data File : R0932151.d Operator : AIRLAB9:AR
Date Inj'd : 5/11/2020 0:4: 6 Instrument : Airlab9
Sample : IDISSGASSTD02 Quant Date : 5/12/2020 7:02 am

Compound #2: ethene

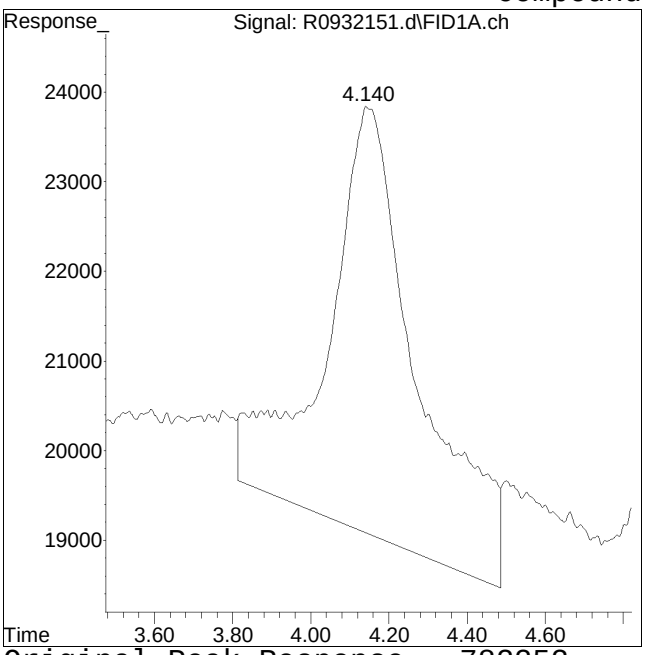

Original Peak Response = 782252

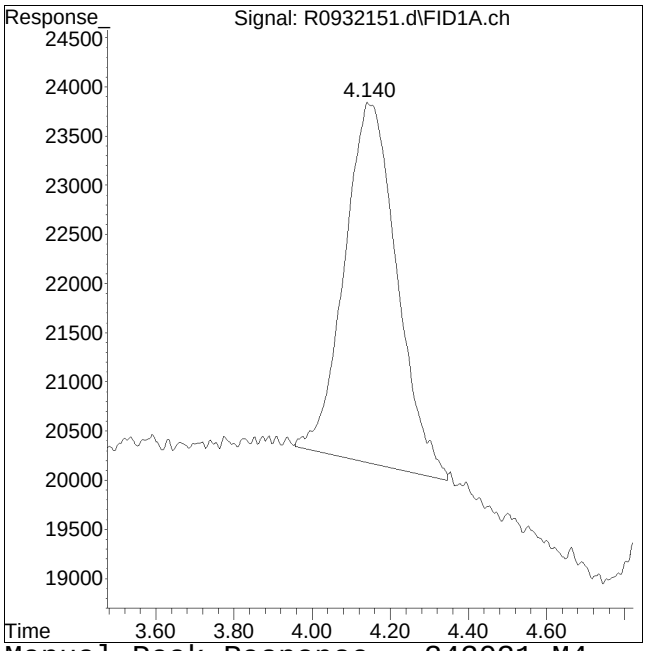

Manual Peak Response = 343031 M4

M4 = Poor automated baseline construction.

Manual Integration Report

Data Path : O:\Forensics\Data\airlab9\QMethod : DG9_200511.M
Data File : R0932151.d Operator : AIRLAB9:AR
Date Inj'd : 5/11/2020 0:4: 6 Instrument : Airlab9
Sample : IDISSGASSTD02 Quant Date : 5/12/2020 7:02 am

Compound #3: acetylene

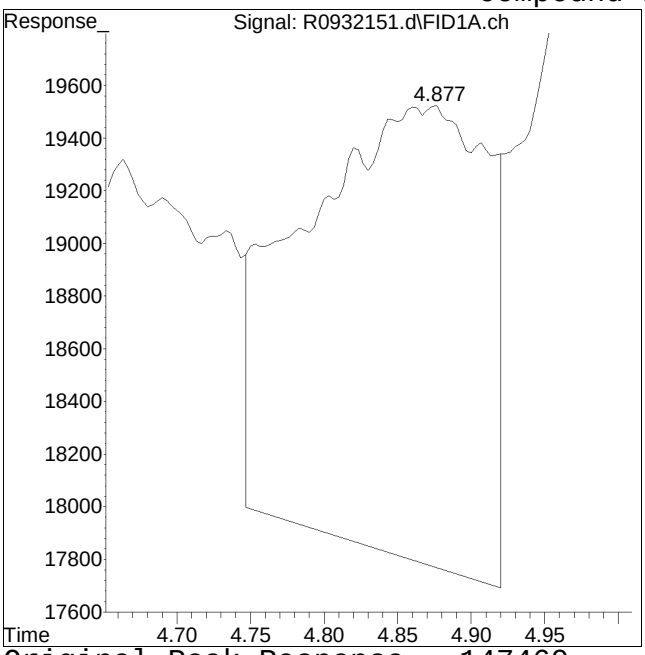

Original Peak Response = 147460

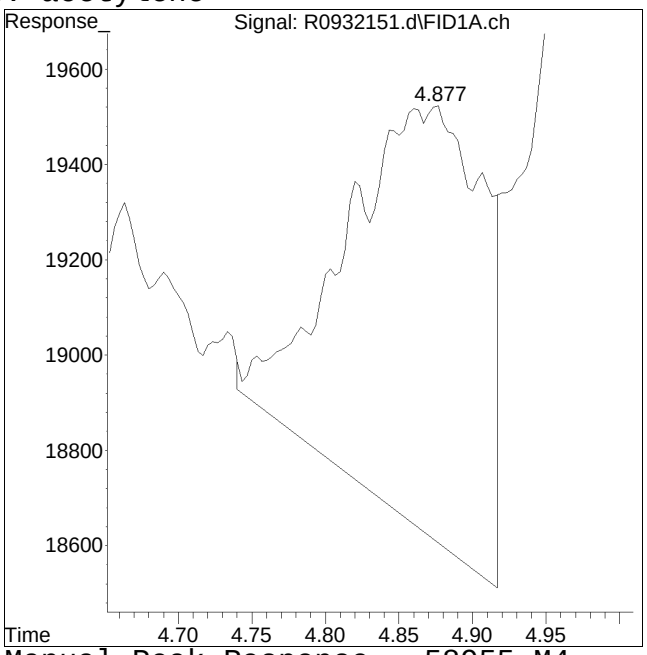

Manual Peak Response = 58955 M4

M4 = Poor automated baseline construction.

Manual Integration Report

Data Path : O:\Forensics\Data\airlab9\QMethod : DG9_200511.M
Data File : R0932151.d Operator : AIRLAB9:AR
Date Inj'd : 5/11/2020 0:4: 6 Instrument : Airlab9
Sample : IDISSGASSTD02 Quant Date : 5/12/2020 7:02 am

Compound #4: ethane

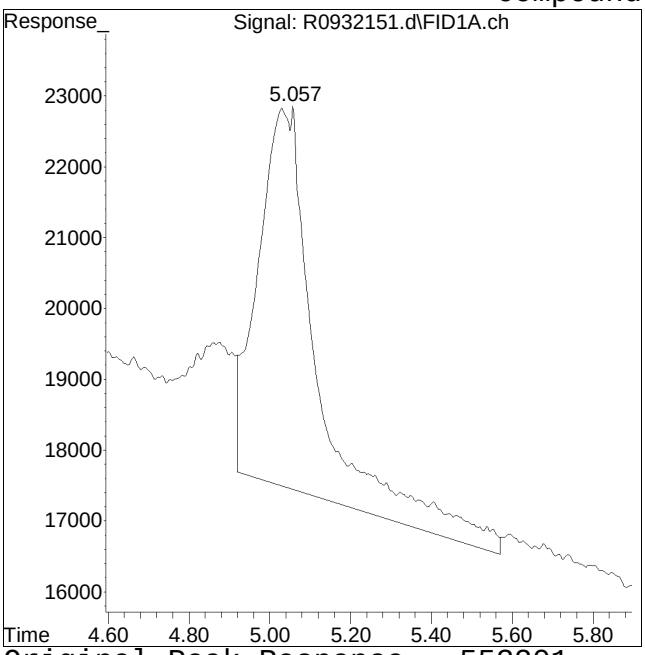

Original Peak Response = 553201

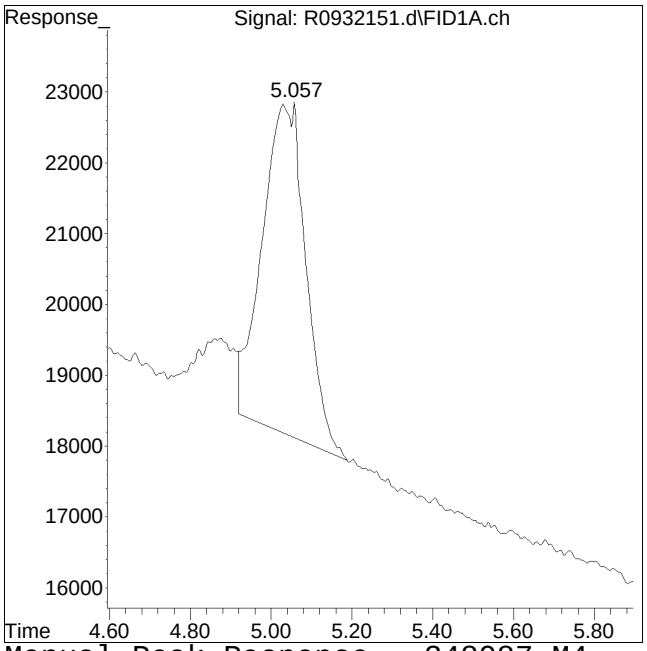

Manual Peak Response = 348987 M4

M4 = Poor automated baseline construction.

Manual Integration Report

Data Path : O:\Forensics\Data\airlab9\QMethod : DG9_200511.M
Data File : R0932151.d Operator : AIRLAB9:AR
Date Inj'd : 5/11/2020 0:4: 6 Instrument : Airlab9
Sample : IDISSGASSTD02 Quant Date : 5/12/2020 7:02 am

Compound #7: butane

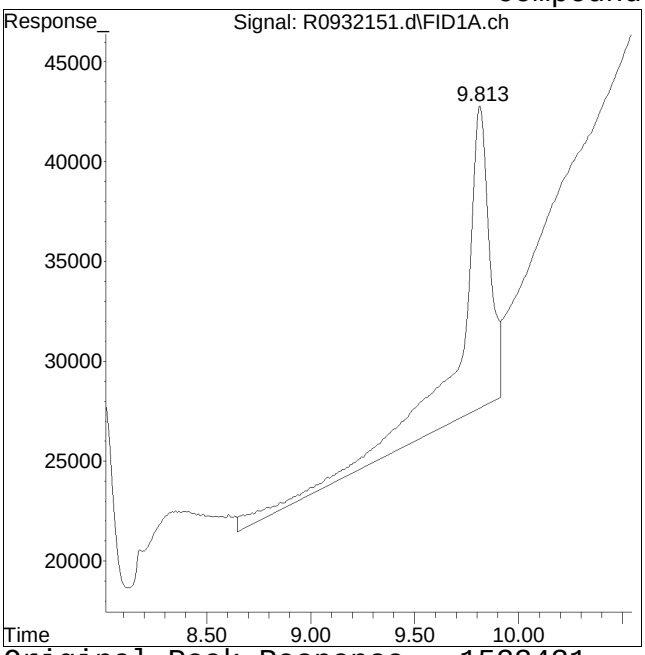

Original Peak Response = 1523431

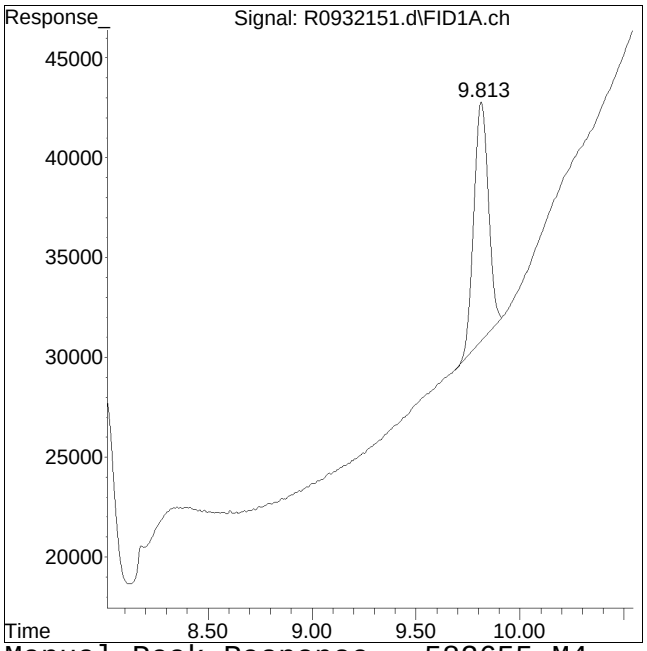

Manual Peak Response = 582655 M4

M4 = Poor automated baseline construction.

Quantitation Report (QT Reviewed)

Data Path : O:\Forensics\Data\airlab9\2020\200511DG_I\
Data File : R0932152.d
Signal(s) : FID1A.ch
Acq On : 11 May 2020 4:25 pm
Operator : AIRLAB9:AR
Sample : IDISSGASSTD03
Misc : WG1369720
ALS Vial : 3 Sample Multiplier: 1

Integration File: events.e
Quant Time: May 12 07:07:27 2020
Quant Method : O:\Forensics\Data\airlab9\2020\200511DG_I\DG9_200511.M
Quant Title : Dissolved Gases
QLast Update : Tue May 12 07:01:27 2020
Response via : Initial Calibration
Integrator: ChemStation

Volume Inj. :
Signal Phase :
Signal Info :

Sub List : Default - All compounds listed

	Compound	R.T.	Response	Conc	Units	
Target Compounds						
1)	methane	1.152	3343625	24.039	ug/L	M4
2)	ethene	4.139	5529095	42.753	ug/L	M4
3)	acetylene	4.862	999328	34.966	ug/L	M4
4)	ethane	5.026	6418752	45.047	ug/L	M4
5)	propene	7.863	7113582	63.678	ug/L	M4
6)	propane	8.012	8828763	67.171	ug/L	
7)	butane	9.811	11220258	91.247	ug/L	M4

(f)=RT Delta > 1/2 Window (m)=manual int.

Quantitation Report (QT Reviewed)

Data Path : O:\Forensics\Data\airlab9\2020\200511DG_I\
Data File : R0932152.d
Signal(s) : FID1A.ch
Acq On : 11 May 2020 4:25 pm
Operator : AIRLAB9:AR
Sample : IDISSGASSTD03
Misc : WG1369720
ALS Vial : 3 Sample Multiplier: 1

Integration File: events.e
Quant Time: May 12 07:07:27 2020
Quant Method : O:\Forensics\Data\airlab9\2020\200511DG_I\DG9_200511.M
Quant Title : Dissolved Gases
QLast Update : Tue May 12 07:01:27 2020
Response via : Initial Calibration
Integrator: ChemStation

Volume Inj. :
Signal Phase :
Signal Info :

Sub List : Default - All compounds listed

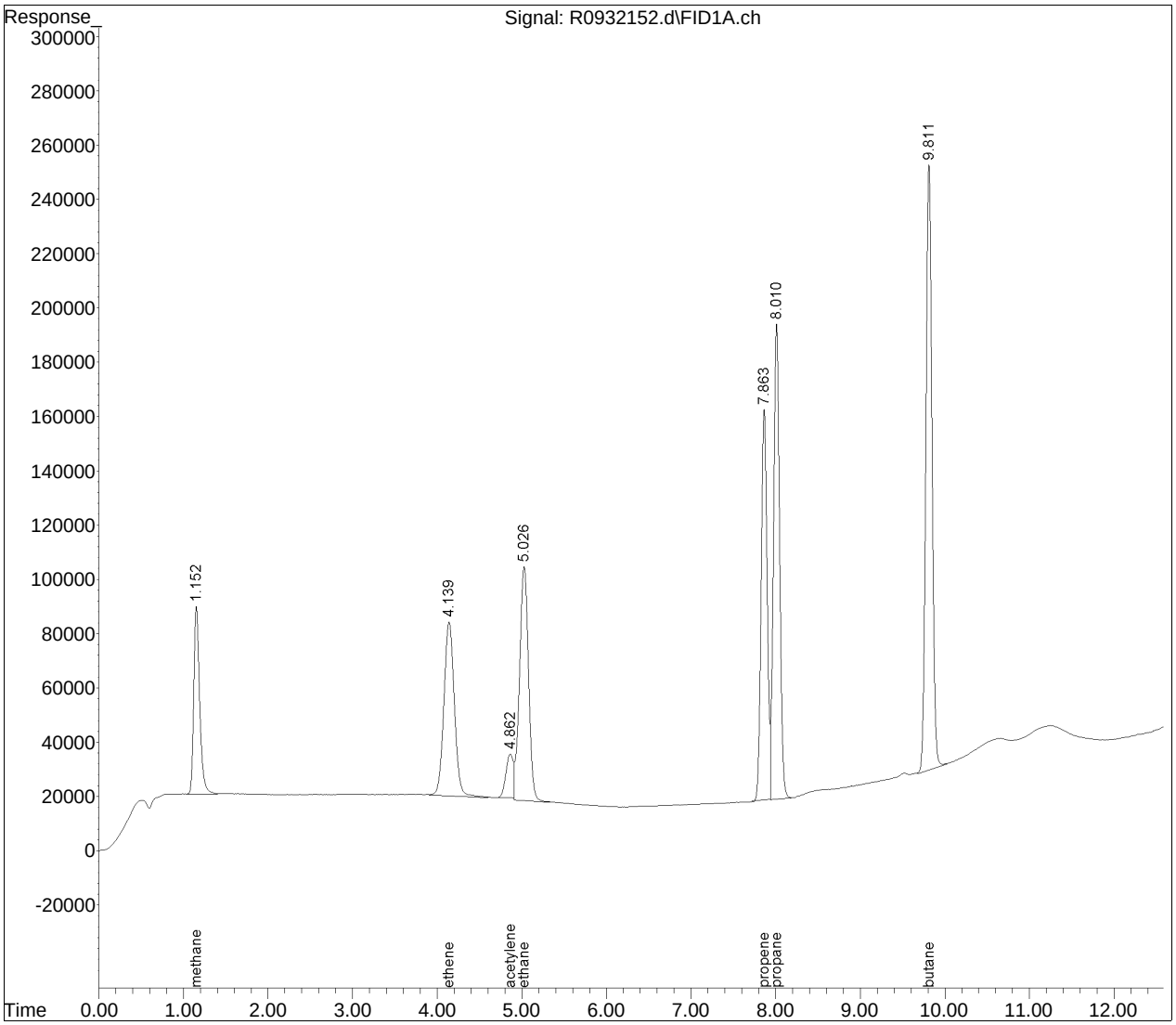

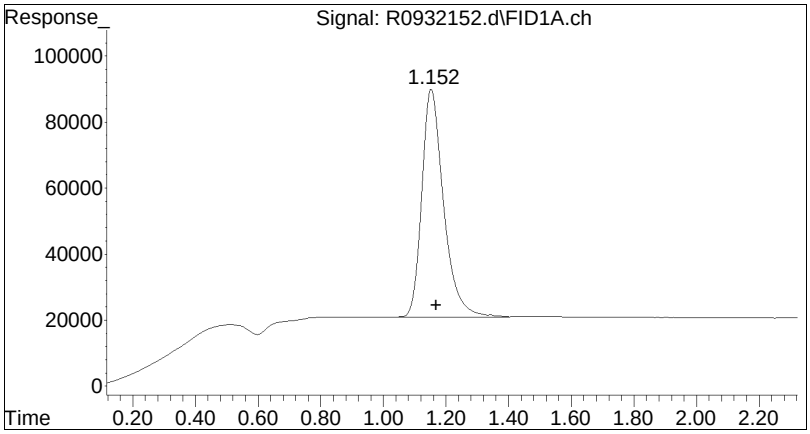

#1 methane

R.T.:	1.152 min
Delta R.T.:	-0.018 min
Response:	3343625
Conc:	24.04 ug/L M4

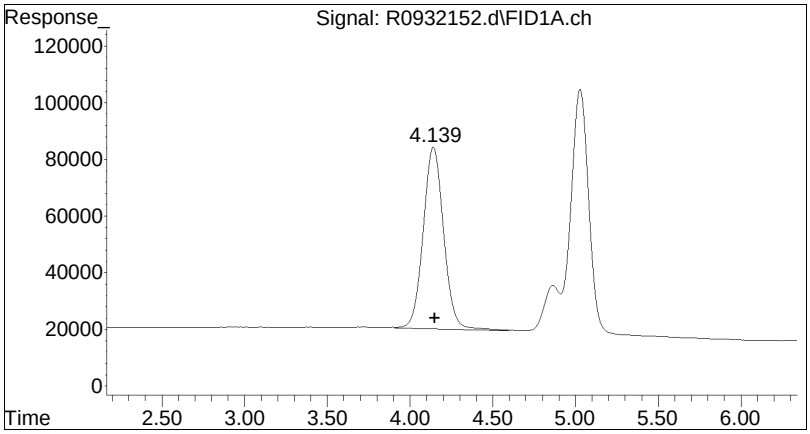

#2 ethene

R.T.:	4.139 min
Delta R.T.:	-0.008 min
Response:	5529095
Conc:	42.75 ug/L M4

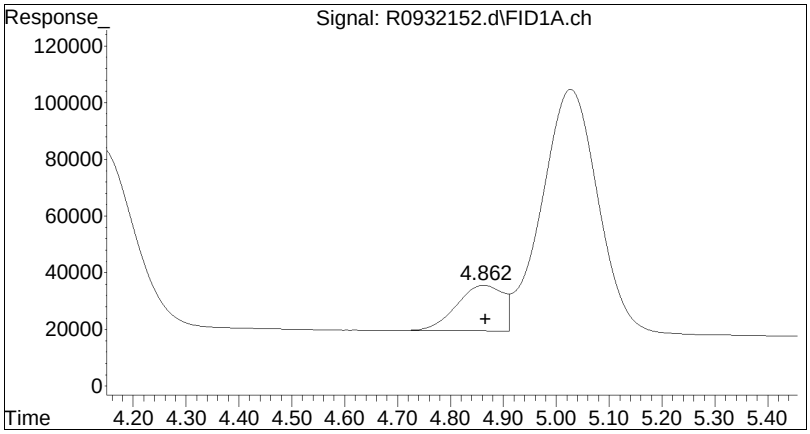

#3 acetylene

R.T.:	4.862 min
Delta R.T.:	-0.005 min
Response:	999328
Conc:	34.97 ug/L M4

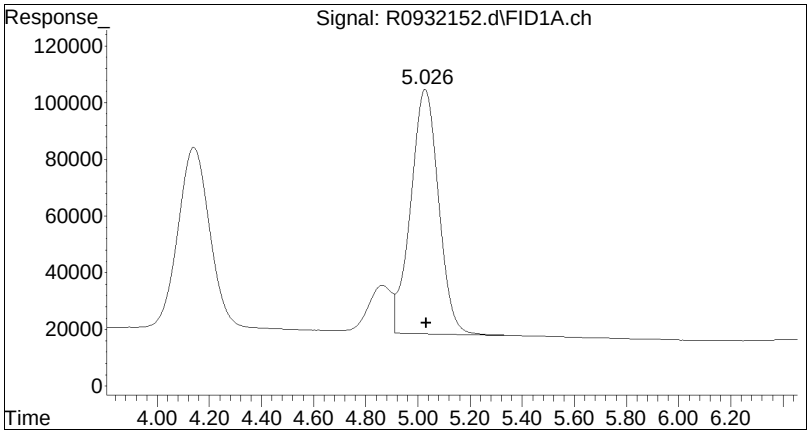

#4 ethane

R.T.:	5.026 min
Delta R.T.:	-0.005 min
Response:	6418752
Conc:	45.05 ug/L M4

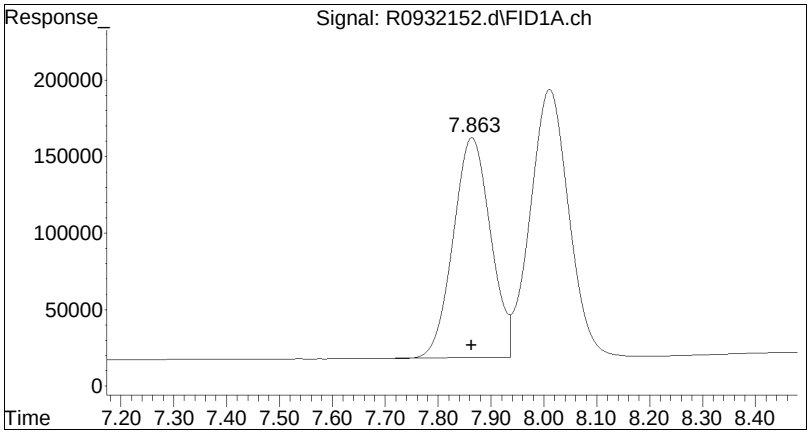

#5 propene

R.T.:	7.863 min
Delta R.T.:	0.000 min
Response:	7113582
Conc:	63.68 ug/L M4

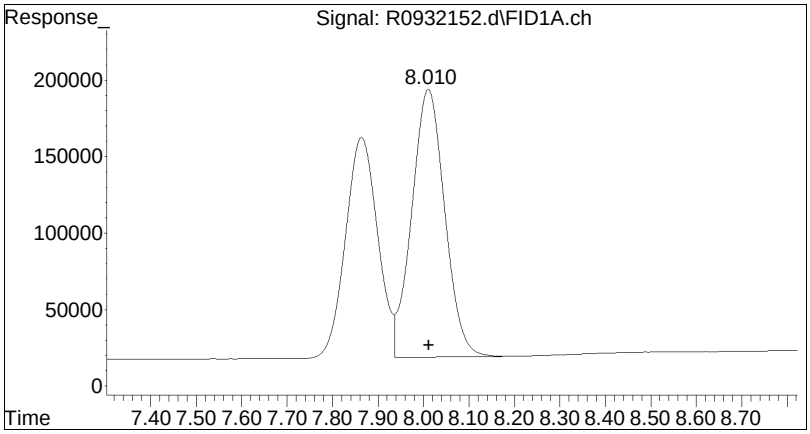

#6 propane

R.T.:	8.012 min
Delta R.T.:	-0.001 min
Response:	8828763
Conc:	67.17 ug/L

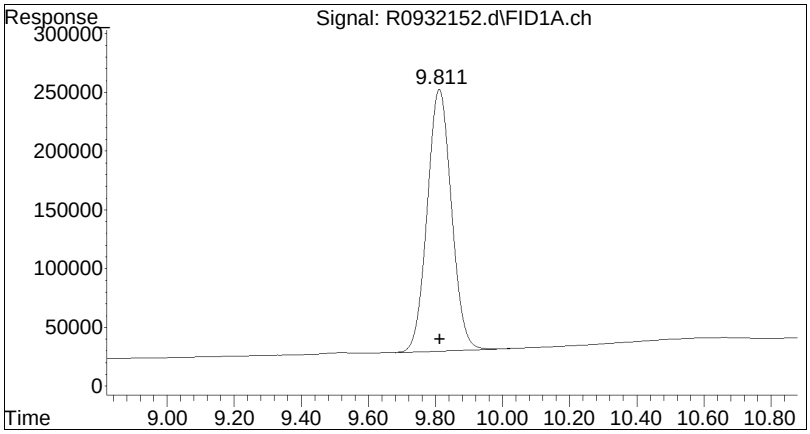

#7 butane

R.T.:	9.811 min
Delta R.T.:	-0.002 min
Response:	11220258
Conc:	91.25 ug/L M4

Manual Integration Report

Data Path : O:\Forensics\Data\airlab9\QMethod : DG9_200511.M
Data File : R0932152.d Operator : AIRLAB9:AR
Date Inj'd : 5/11/2020 0:4: 5 Instrument : Airlab9
Sample : IDISSGASSTD03 Quant Date : 5/12/2020 7:02 am

Compound #1: methane

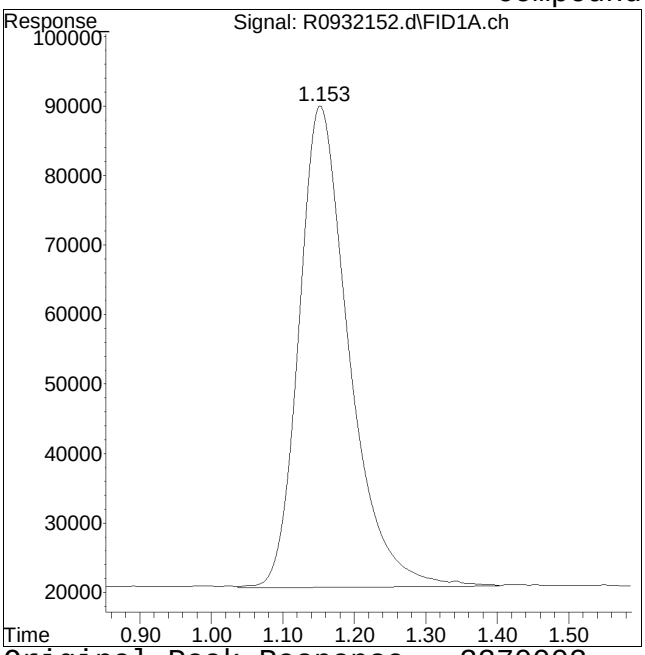

Original Peak Response = 3370003

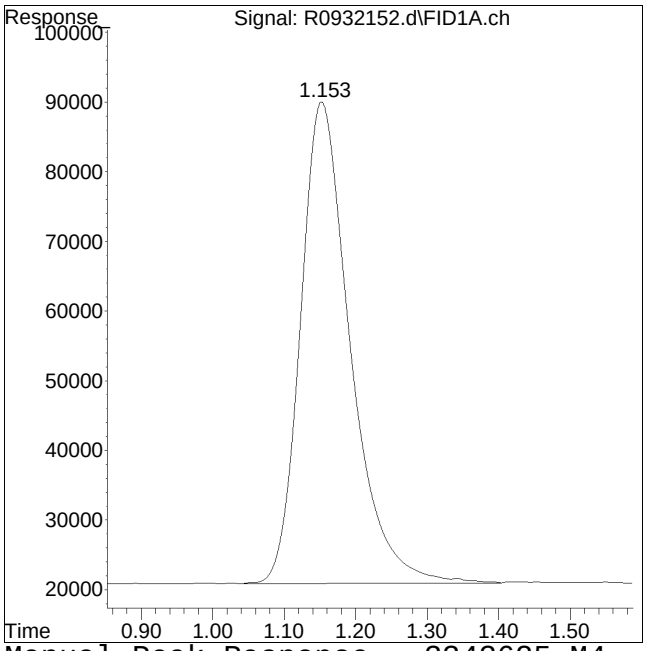

Manual Peak Response = 3343625 M4

M4 = Poor automated baseline construction.

Manual Integration Report

Data Path : O:\Forensics\Data\airlab9\QMethod : DG9_200511.M
Data File : R0932152.d Operator : AIRLAB9:AR
Date Inj'd : 5/11/2020 0:4: 5 Instrument : Airlab9
Sample : IDISSGASSTD03 Quant Date : 5/12/2020 7:02 am

Compound #2: ethene

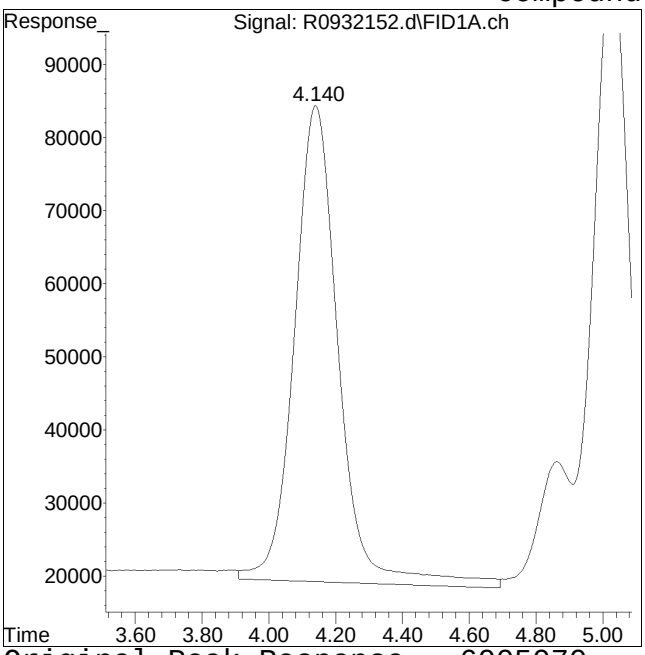

Original Peak Response = 6005070

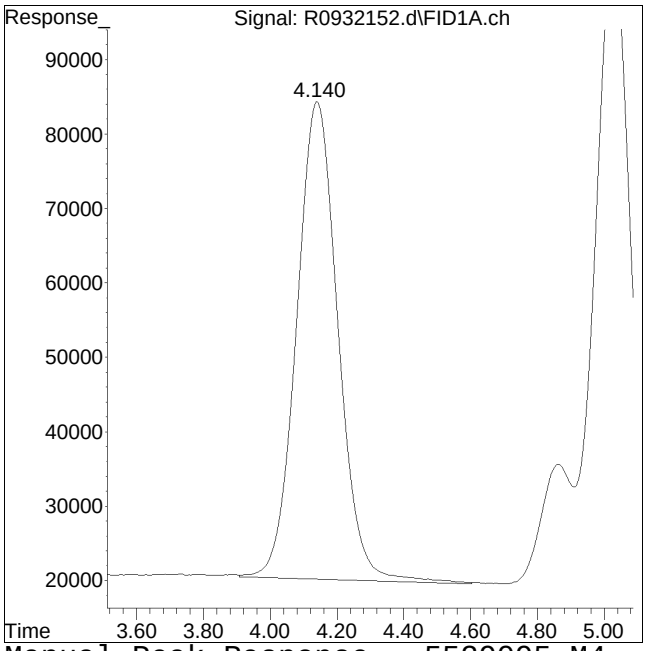

Manual Peak Response = 5529095 M4

M4 = Poor automated baseline construction.

Manual Integration Report

Data Path : O:\Forensics\Data\airlab9\QMethod : DG9_200511.M
Data File : R0932152.d Operator : AIRLAB9:AR
Date Inj'd : 5/11/2020 0:4: 5 Instrument : Airlab9
Sample : IDISSGASSTD03 Quant Date : 5/12/2020 7:02 am

Compound #3: acetylene

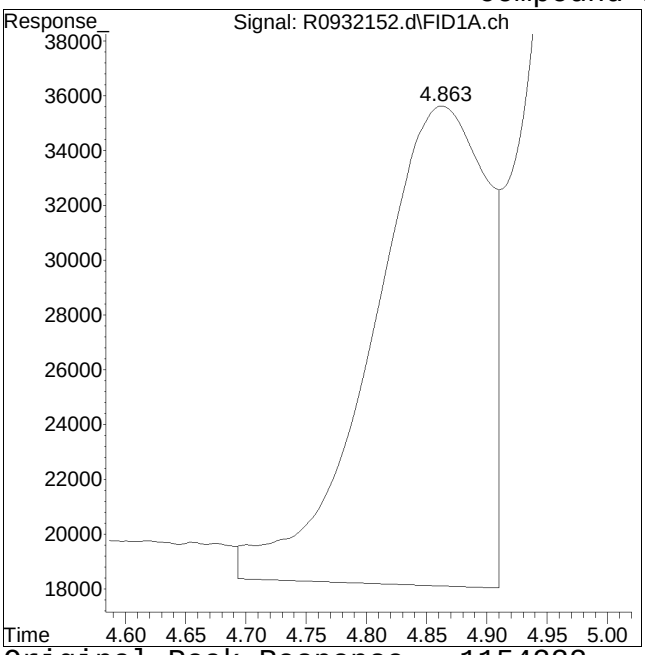

Original Peak Response = 1154222

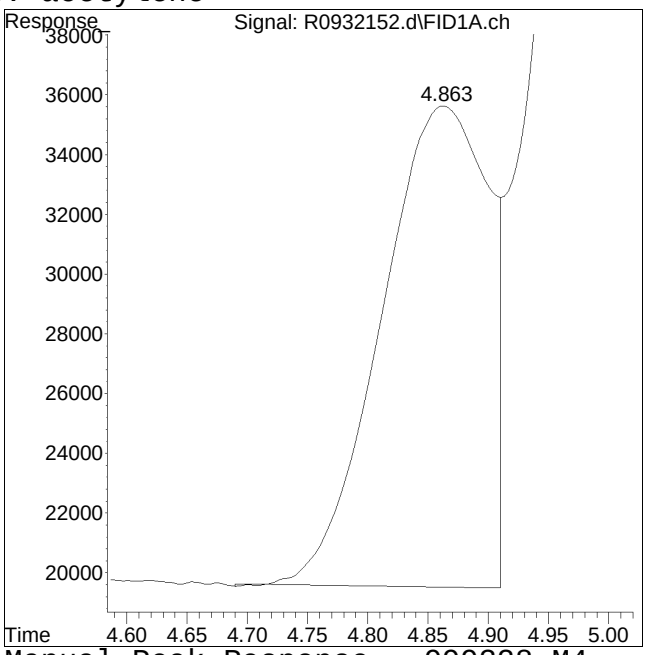

Manual Peak Response = 999328 M4

M4 = Poor automated baseline construction.

Manual Integration Report

Data Path : O:\Forensics\Data\airlab9\QMethod : DG9_200511.M
Data File : R0932152.d Operator : AIRLAB9:AR
Date Inj'd : 5/11/2020 0:4: 5 Instrument : Airlab9
Sample : IDISSGASSTD03 Quant Date : 5/12/2020 7:02 am

Compound #4: ethane

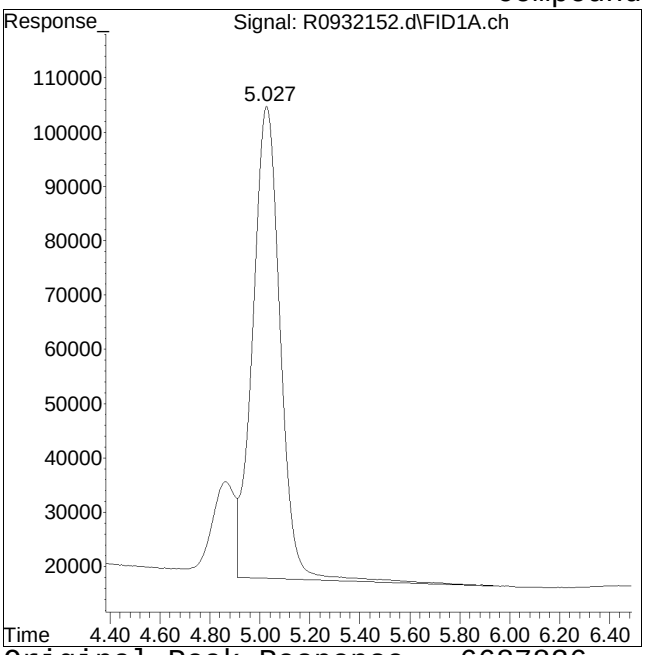

Original Peak Response = 6687836

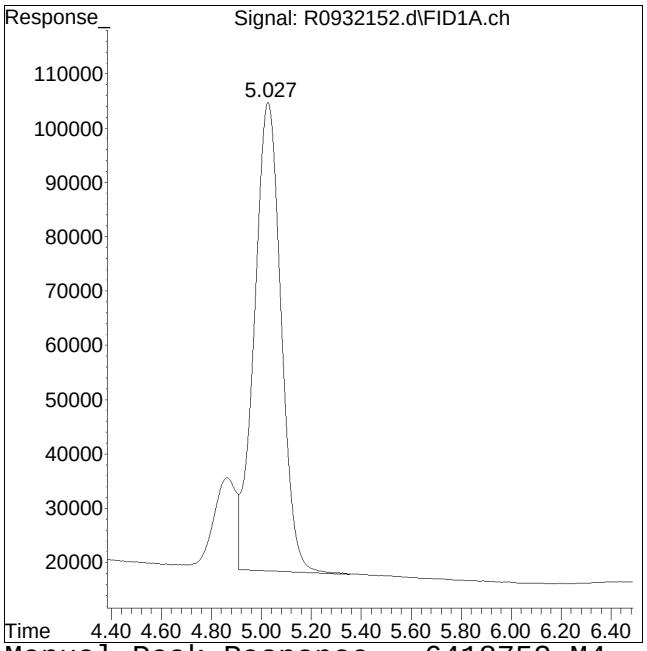

Manual Peak Response = 6418752 M4

M4 = Poor automated baseline construction.

Manual Integration Report

Data Path : O:\Forensics\Data\airlab9\QMethod : DG9_200511.M
Data File : R0932152.d Operator : AIRLAB9:AR
Date Inj'd : 5/11/2020 0:4: 5 Instrument : Airlab9
Sample : IDISSGASSTD03 Quant Date : 5/12/2020 7:02 am

Compound #5: propene

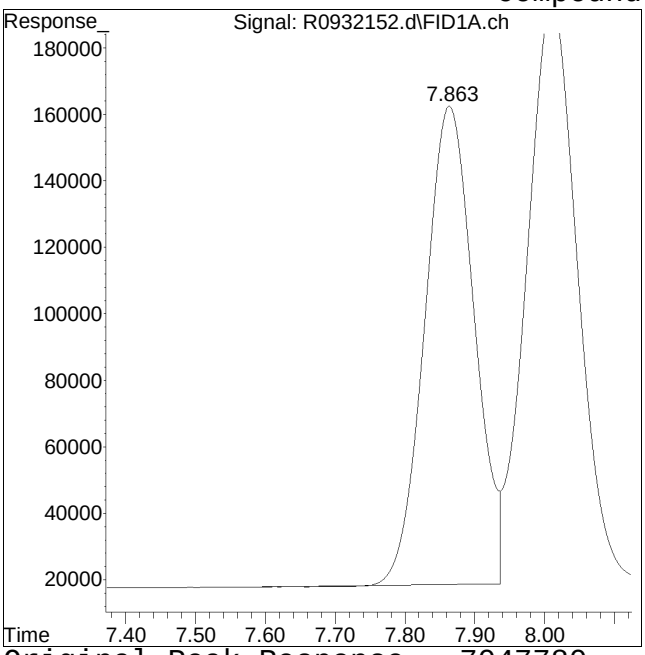

Original Peak Response = 7047780

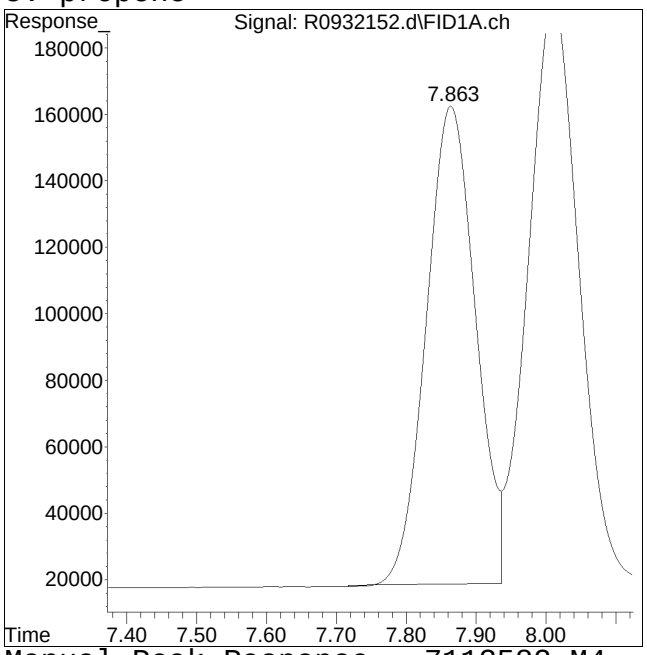

Manual Peak Response = 7113582 M4

M4 = Poor automated baseline construction.

Manual Integration Report

Data Path : O:\Forensics\Data\airlab9\QMethod : DG9_200511.M
Data File : R0932152.d Operator : AIRLAB9:AR
Date Inj'd : 5/11/2020 0:4: 5 Instrument : Airlab9
Sample : IDISSGASSTD03 Quant Date : 5/12/2020 7:02 am

Compound #7: butane

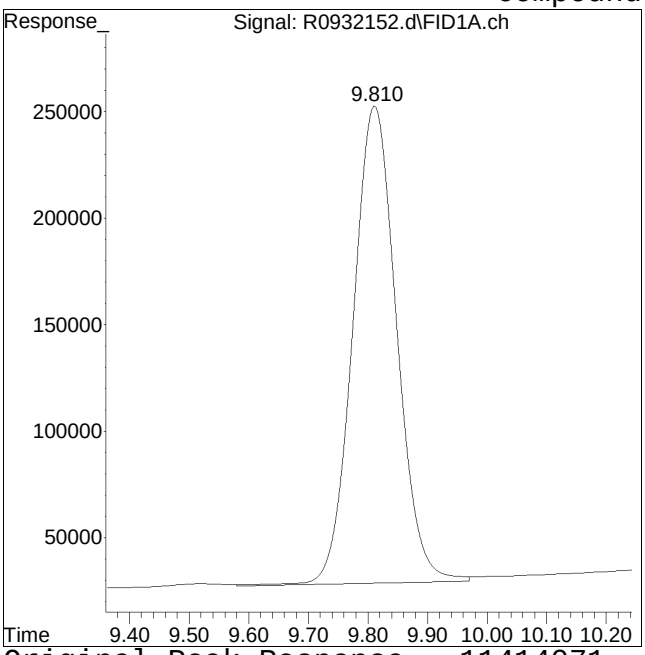

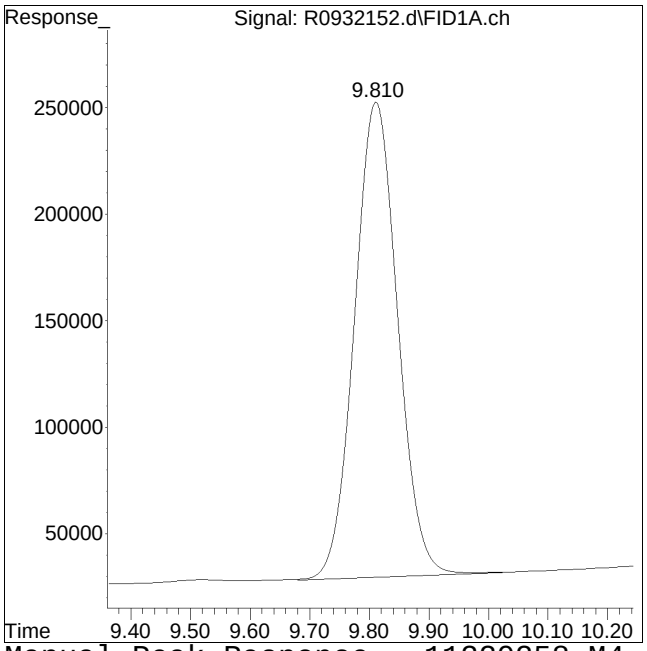

Original Peak Response = 11414071 Manual Peak Response = 11220258 M4
M4 = Poor automated baseline construction.

Quantitation Report (QT Reviewed)

Data Path : O:\Forensics\Data\airlab9\2020\200511DG_I\
Data File : R0932153.d
Signal(s) : FID1A.ch
Acq On : 11 May 2020 4:45 pm
Operator : AIRLAB9:AR
Sample : IDISSGASSTD04
Misc : WG1369720
ALS Vial : 3 Sample Multiplier: 1

Integration File: events.e
Quant Time: May 12 07:02:10 2020
Quant Method : O:\Forensics\Data\airlab9\2020\200511DG_I\DG9_200511.M
Quant Title : Dissolved Gases
QLast Update : Tue May 12 07:01:27 2020
Response via : Initial Calibration
Integrator: ChemStation

Volume Inj. :
Signal Phase :
Signal Info :

Sub List : Default - All compounds listed

	Compound	R.T.	Response	Conc	Units
Target Compounds					
1)	methane	1.172	7757599	55.774	ug/L
2)	ethene	4.148	12540561	96.969	ug/L
3)	acetylene	4.868	2547342	89.130	ug/L
4)	ethane	5.033	14679106	103.018	ug/L
5)	propene	7.866	15720300	140.723	ug/L
6)	propane	8.013	19715625	150.000	ug/L
7)	butane	9.813	24347224	198.000	ug/L

(f)=RT Delta > 1/2 Window (m)=manual int.

Quantitation Report (QT Reviewed)

Data Path : O:\Forensics\Data\airlab9\2020\200511DG_I\
Data File : R0932153.d
Signal(s) : FID1A.ch
Acq On : 11 May 2020 4:45 pm
Operator : AIRLAB9:AR
Sample : IDISSGASSTD04
Misc : WG1369720
ALS Vial : 3 Sample Multiplier: 1

Integration File: events.e
Quant Time: May 12 07:02:10 2020
Quant Method : O:\Forensics\Data\airlab9\2020\200511DG_I\DG9_200511.M
Quant Title : Dissolved Gases
QLast Update : Tue May 12 07:01:27 2020
Response via : Initial Calibration
Integrator: ChemStation

Volume Inj. :
Signal Phase :
Signal Info :

Sub List : Default - All compounds listed

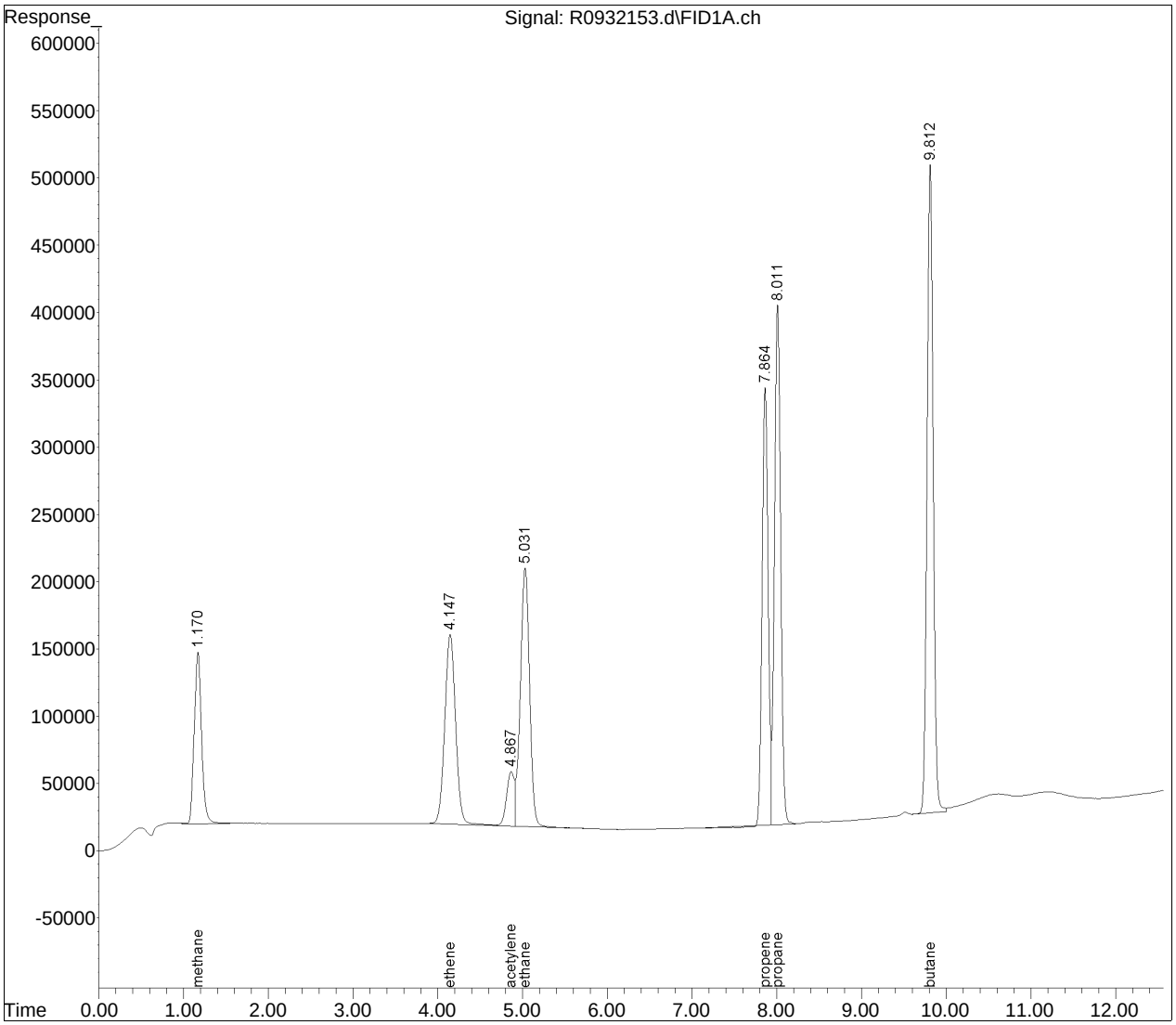

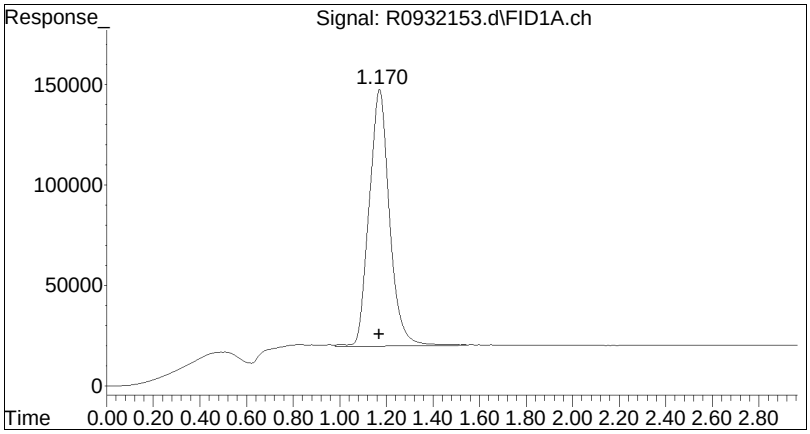

#1 methane

R.T.:	1.172 min
Delta R.T.:	0.002 min
Response:	7757599
Conc:	55.77 ug/L

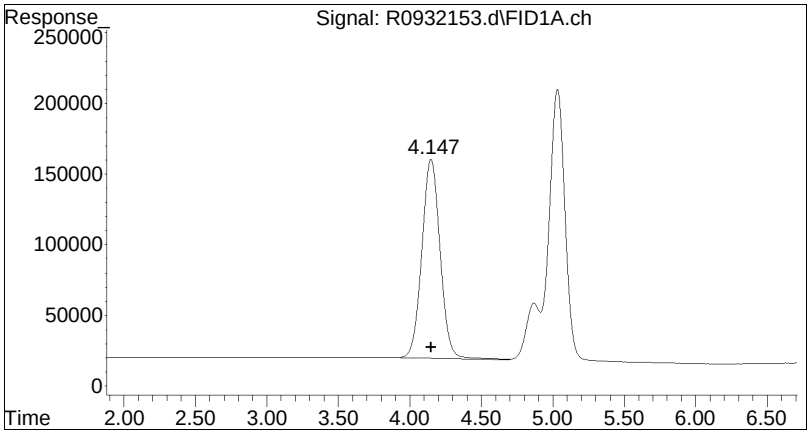

#2 ethene

R.T.:	4.148 min
Delta R.T.:	0.001 min
Response:	12540561
Conc:	96.97 ug/L

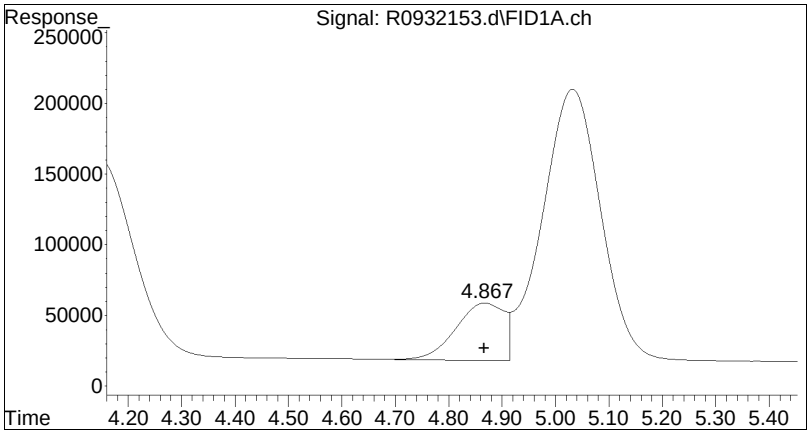

#3 acetylene

R.T.:	4.868 min
Delta R.T.:	0.001 min
Response:	2547342
Conc:	89.13 ug/L

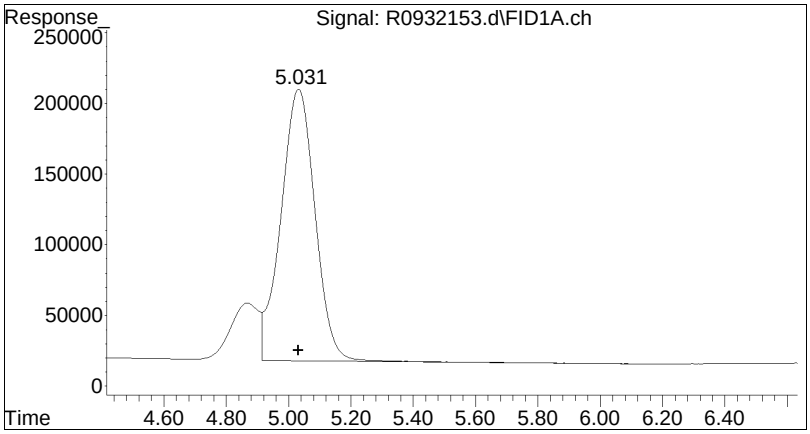

#4 ethane

R.T.: 5.033 min
Delta R.T.: 0.001 min
Response: 14679106
Conc: 103.02 ug/L

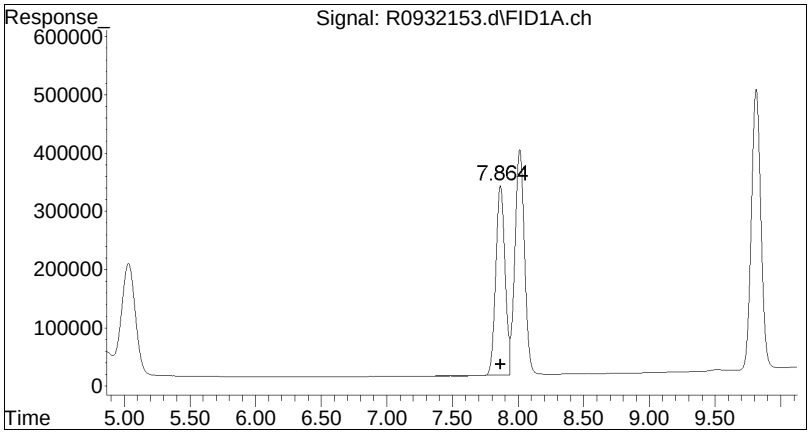

#5 propene

R.T.: 7.866 min
Delta R.T.: 0.002 min
Response: 15720300
Conc: 140.72 ug/L

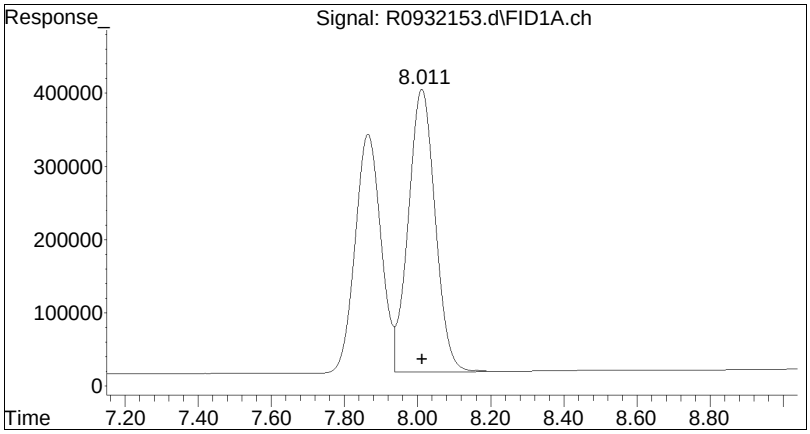

#6 propane

R.T.: 8.013 min
Delta R.T.: 0.000 min
Response: 19715625
Conc: 150.00 ug/L

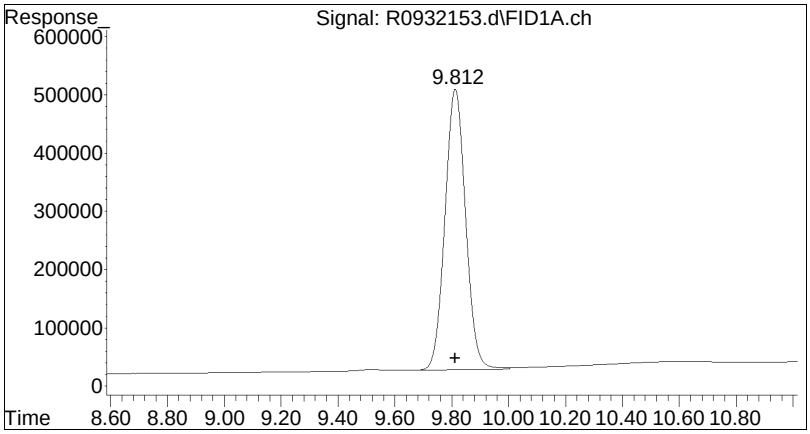

#7 butane

R.T.: 9.813 min
Delta R.T.: 0.000 min
Response: 24347224
Conc: 198.00 ug/L

Manual Integration Report

Data Path	: O:\Forensics\Data\airlab9\	QMethod	: DG9_200511.M
Data File	: R0932153.d	Operator	: AIRLAB9:AR
Date Inj'd	: 5/11/2020 0:4: 5	Instrument	: Airlab9
Sample	: IDISSGASSTD04	Quant Date	: 5/12/2020 7:02 am

There are no manual integrations or false positives in this file.

Quantitation Report (QT Reviewed)

Data Path : O:\Forensics\Data\airlab9\2020\200511DG_I\
Data File : R0932154.d
Signal(s) : FID1A.ch
Acq On : 11 May 2020 5:05 pm
Operator : AIRLAB9:AR
Sample : IDISSGASSTD05
Misc : WG1369720
ALS Vial : 4 Sample Multiplier: 1

Integration File: events.e
Quant Time: May 12 07:08:13 2020
Quant Method : O:\Forensics\Data\airlab9\2020\200511DG_I\DG9_200511.M
Quant Title : Dissolved Gases
QLast Update : Tue May 12 07:01:27 2020
Response via : Initial Calibration
Integrator: ChemStation

Volume Inj. :
Signal Phase :
Signal Info :

Sub List : Default - All compounds listed

	Compound	R.T.	Response	Conc	Units	
Target Compounds						
1)	methane	1.140	55902656	401.920	ug/L	
2)	ethene	4.130	94118346	727.761	ug/L	
3)	acetylene	4.856	18978388	664.044	ug/L	
4)	ethane	5.018	112273154	787.935	ug/L	M4
5)	propene	7.860	128495538	1150.248	ug/L	
6)	propane	8.006	161032025	1225.160	ug/L	
7)	butane	9.809	213519381	1736.413	ug/L	

(f)=RT Delta > 1/2 Window (m)=manual int.

Quantitation Report (QT Reviewed)

Data Path : O:\Forensics\Data\airlab9\2020\200511DG_I\
Data File : R0932154.d
Signal(s) : FID1A.ch
Acq On : 11 May 2020 5:05 pm
Operator : AIRLAB9:AR
Sample : IDISSGASSTD05
Misc : WG1369720
ALS Vial : 4 Sample Multiplier: 1

Integration File: events.e
Quant Time: May 12 07:08:13 2020
Quant Method : O:\Forensics\Data\airlab9\2020\200511DG_I\DG9_200511.M
Quant Title : Dissolved Gases
QLast Update : Tue May 12 07:01:27 2020
Response via : Initial Calibration
Integrator: ChemStation

Volume Inj. :
Signal Phase :
Signal Info :

Sub List : Default - All compounds listed

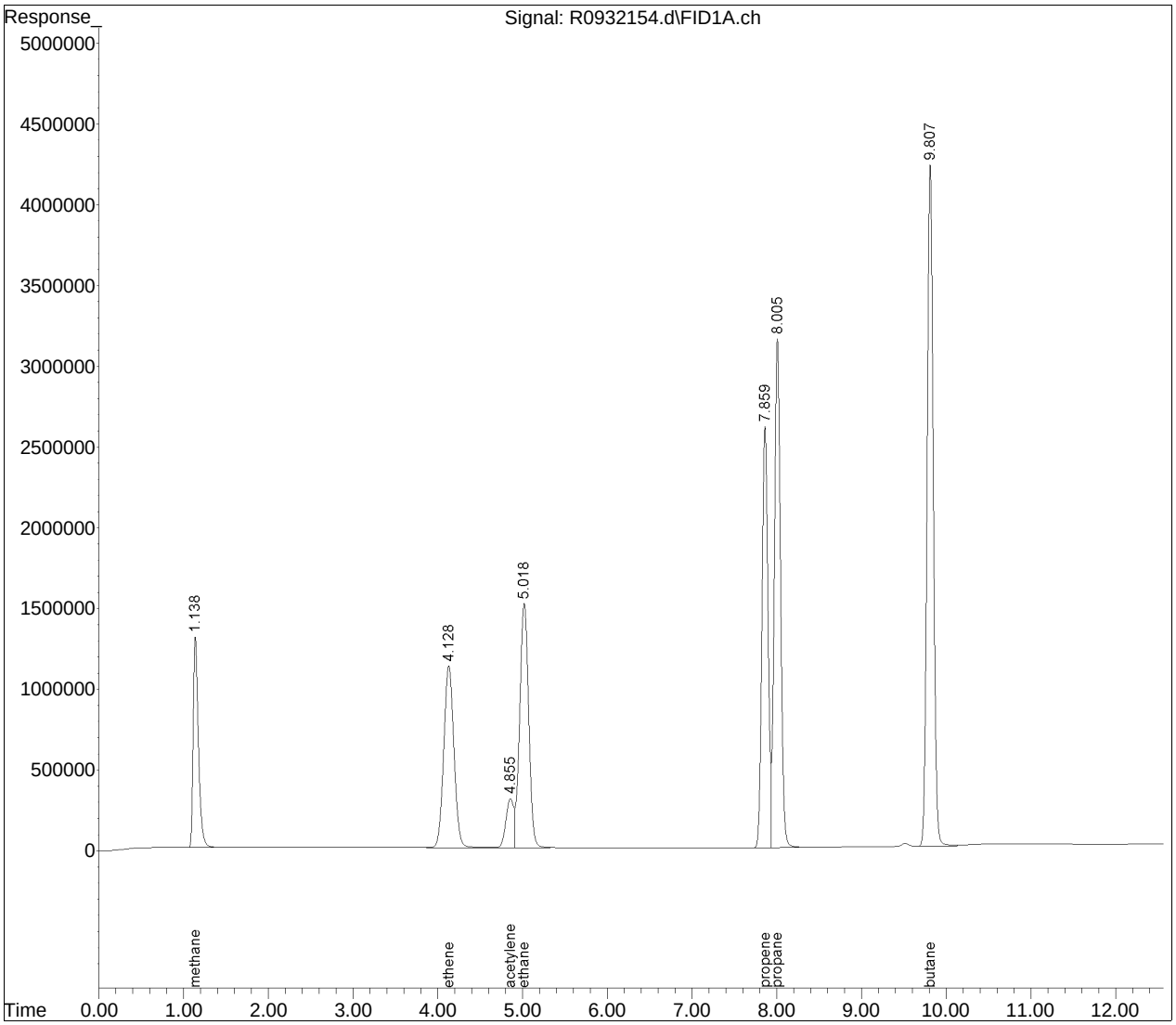

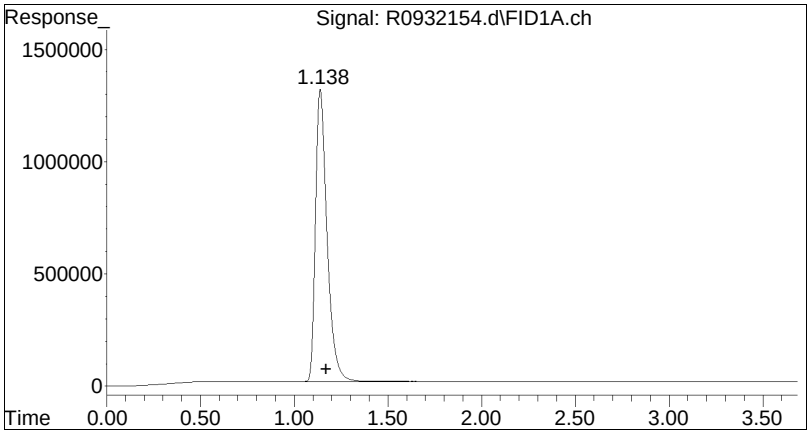

#1 methane

R.T.: 1.140 min
Delta R.T.: -0.030 min
Response: 55902656
Conc: 401.92 ug/L

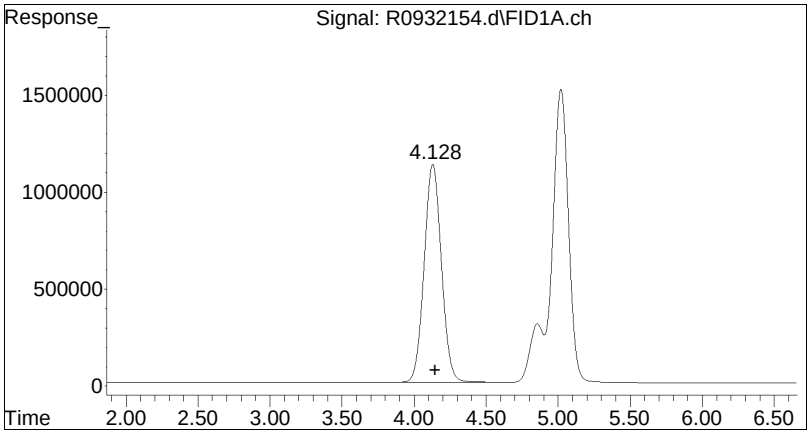

#2 ethene

R.T.: 4.130 min
Delta R.T.: -0.017 min
Response: 94118346
Conc: 727.76 ug/L

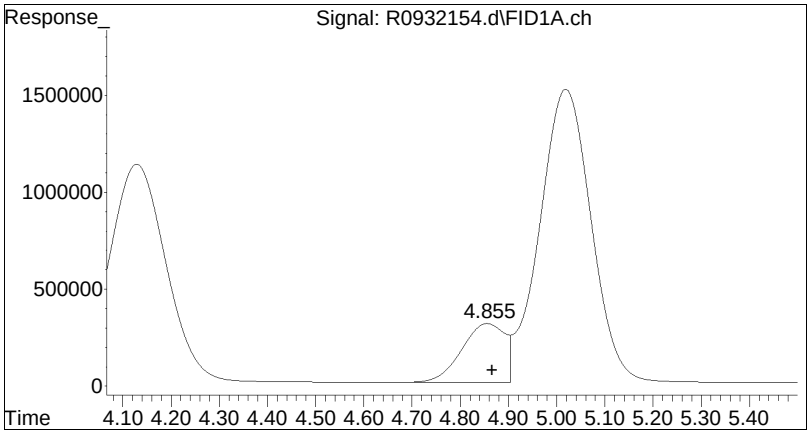

#3 acetylene

R.T.: 4.856 min
Delta R.T.: -0.011 min
Response: 18978388
Conc: 664.04 ug/L

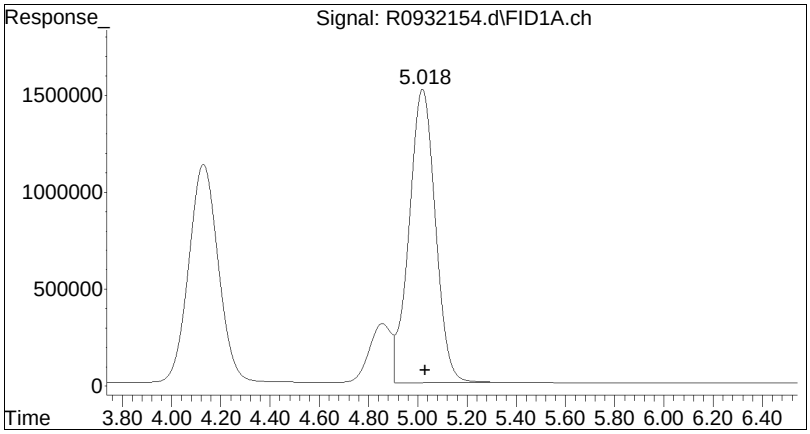

#4 ethane

R.T.: 5.018 min
Delta R.T.: -0.013 min
Response: 112273154
Conc: 787.94 ug/L M4

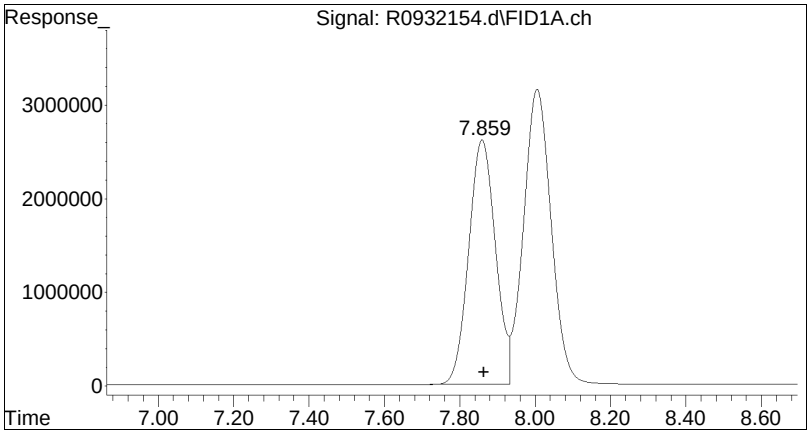

#5 propene

R.T.: 7.860 min
Delta R.T.: -0.004 min
Response: 128495538
Conc: 1150.25 ug/L

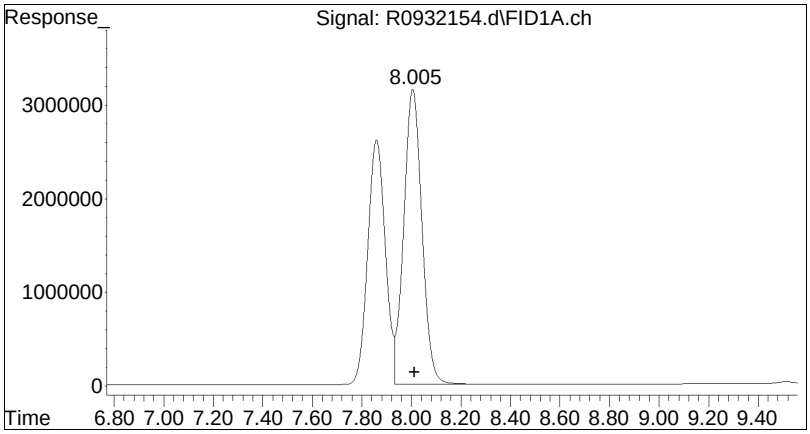

#6 propane

R.T.: 8.006 min
Delta R.T.: -0.006 min
Response: 161032025
Conc: 1225.16 ug/L

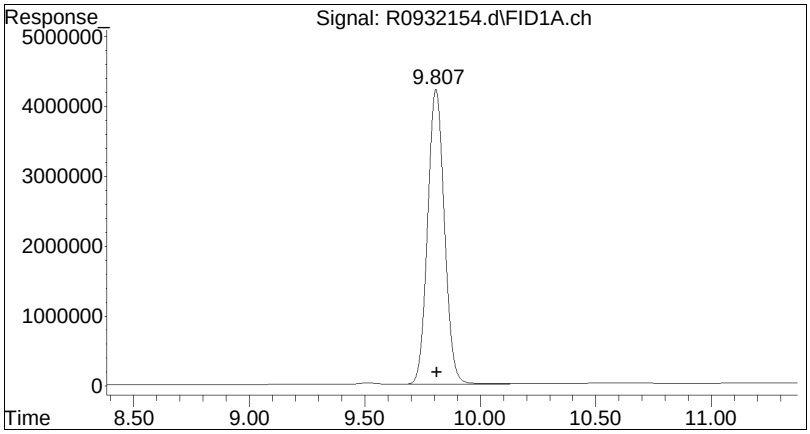

#7 butane

R.T.: 9.809 min
Delta R.T.: -0.005 min
Response: 213519381
Conc: 1736.41 ug/L

Manual Integration Report

Data Path : O:\Forensics\Data\airlab9\QMethod : DG9_200511.M
Data File : R0932154.d Operator : AIRLAB9:AR
Date Inj'd : 5/11/2020 0:5: 5 Instrument : Airlab9
Sample : IDISSGASSTD05 Quant Date : 5/12/2020 7:02 am

Compound #4: ethane

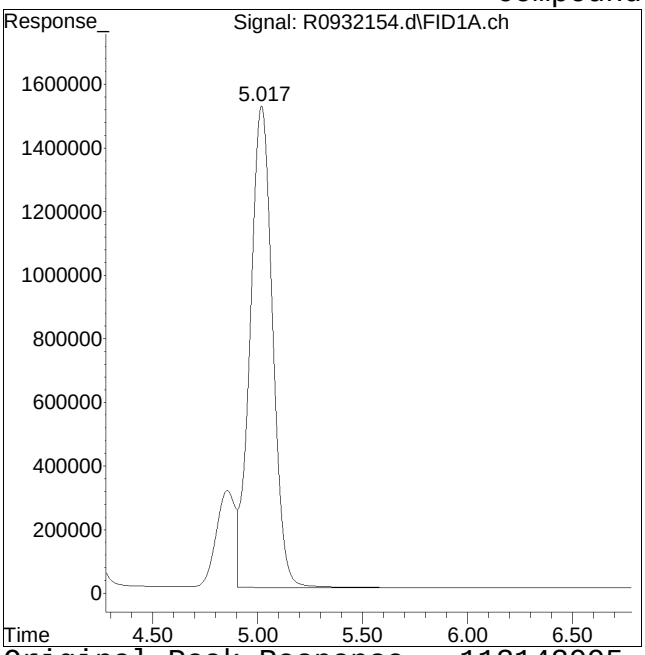

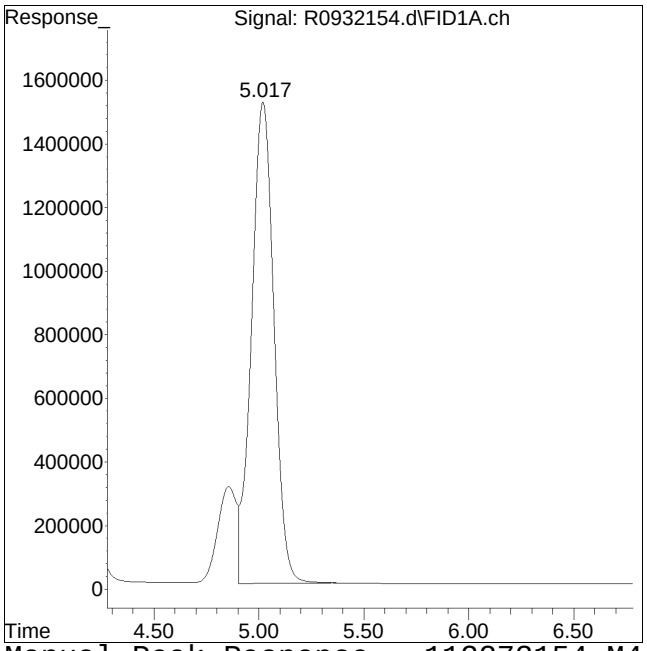

Original Peak Response = 113142995 Manual Peak Response = 112273154 M4
M4 = Poor automated baseline construction.

Quantitation Report (QT Reviewed)

Data Path : O:\Forensics\Data\airlab9\2020\200511DG_I\
Data File : R0932155.d
Signal(s) : FID1A.ch
Acq On : 11 May 2020 5:25 pm
Operator : AIRLAB9:AR
Sample : IDISSGASSTD06
Misc : WG1369720
ALS Vial : 4 Sample Multiplier: 1

Integration File: events.e
Quant Time: May 12 07:09:02 2020
Quant Method : O:\Forensics\Data\airlab9\2020\200511DG_I\DG9_200511.M
Quant Title : Dissolved Gases
QLast Update : Tue May 12 07:01:27 2020
Response via : Initial Calibration
Integrator: ChemStation

Volume Inj. :
Signal Phase :
Signal Info :

Sub List : Default - All compounds listed

	Compound	R.T.	Response	Conc	Units	
Target Compounds						
1)	methane	1.152	147425175	1059.935	ug/L	
2)	ethene	4.134	244234564	1888.521	ug/L	M4
3)	acetylene	4.858	53565952	1874.244	ug/L	
4)	ethane	5.020	288247321	2022.925	ug/L	M4
5)	propene	7.857	331409617	2966.667	ug/L	
6)	propane	8.003	413051233	3142.568	ug/L	
7)	butane	9.802	542433567	4411.256	ug/L	

(f)=RT Delta > 1/2 Window (m)=manual int.

Quantitation Report (QT Reviewed)

Data Path : O:\Forensics\Data\airlab9\2020\200511DG_I\
Data File : R0932155.d
Signal(s) : FID1A.ch
Acq On : 11 May 2020 5:25 pm
Operator : AIRLAB9:AR
Sample : IDISSGASSTD06
Misc : WG1369720
ALS Vial : 4 Sample Multiplier: 1

Integration File: events.e
Quant Time: May 12 07:09:02 2020
Quant Method : O:\Forensics\Data\airlab9\2020\200511DG_I\DG9_200511.M
Quant Title : Dissolved Gases
QLast Update : Tue May 12 07:01:27 2020
Response via : Initial Calibration
Integrator: ChemStation

Volume Inj. :
Signal Phase :
Signal Info :

Sub List : Default - All compounds listed

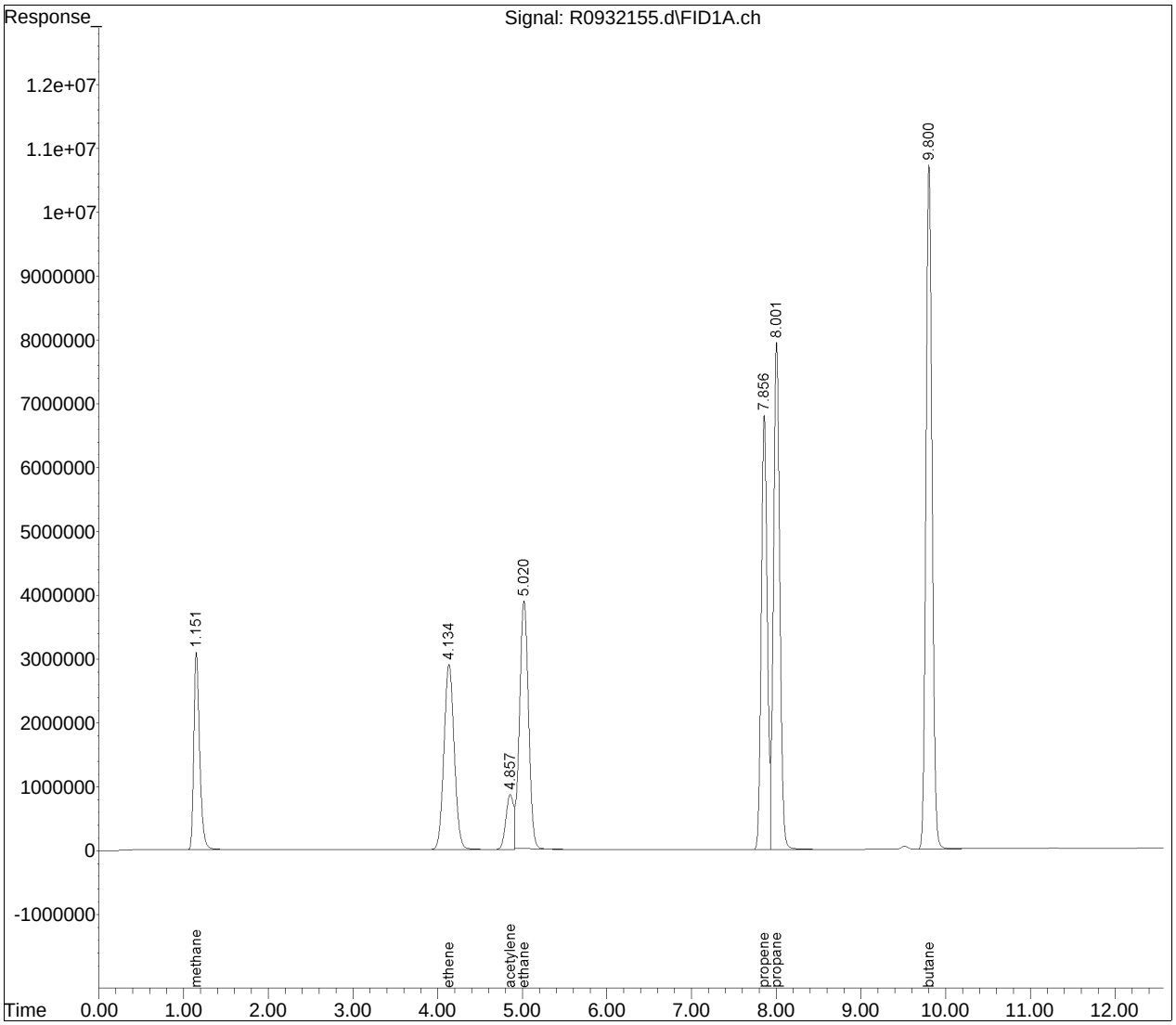

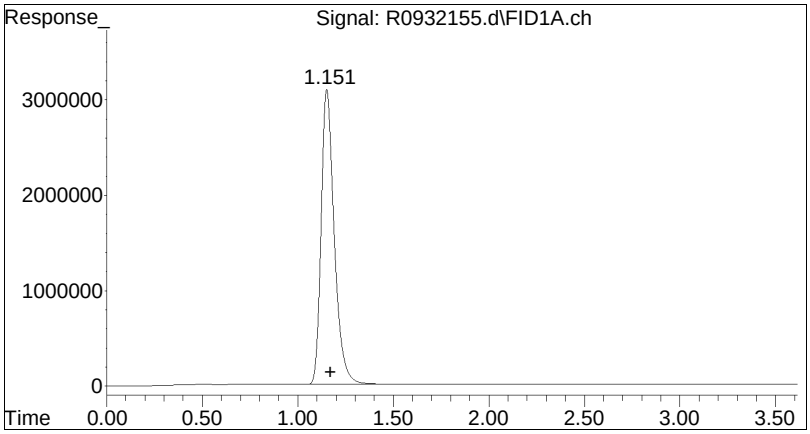

#1 methane

R.T.: 1.152 min
Delta R.T.: -0.018 min
Response: 147425175
Conc: 1059.93 ug/L

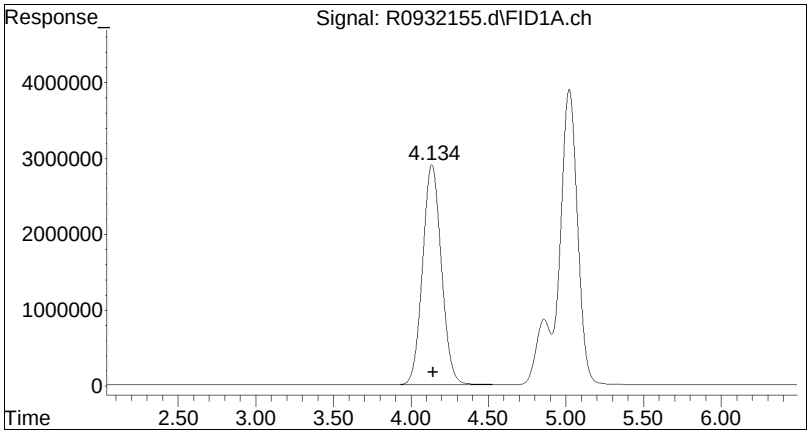

#2 ethene

R.T.: 4.134 min
Delta R.T.: -0.013 min
Response: 244234564
Conc: 1888.52 ug/L M4

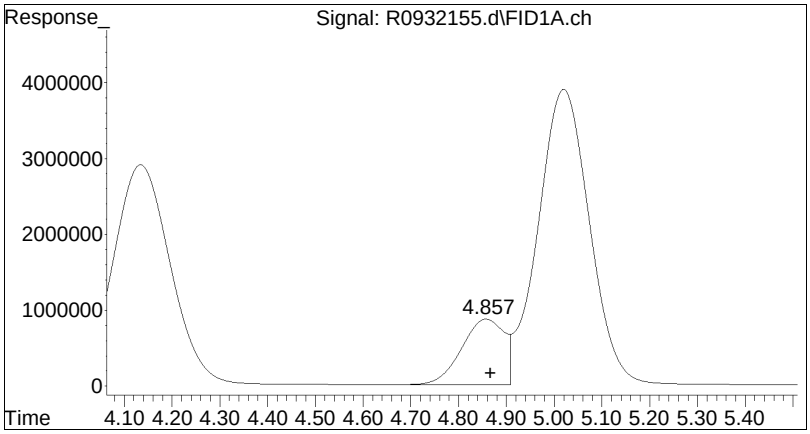

#3 acetylene

R.T.: 4.858 min
Delta R.T.: -0.009 min
Response: 53565952
Conc: 1874.24 ug/L

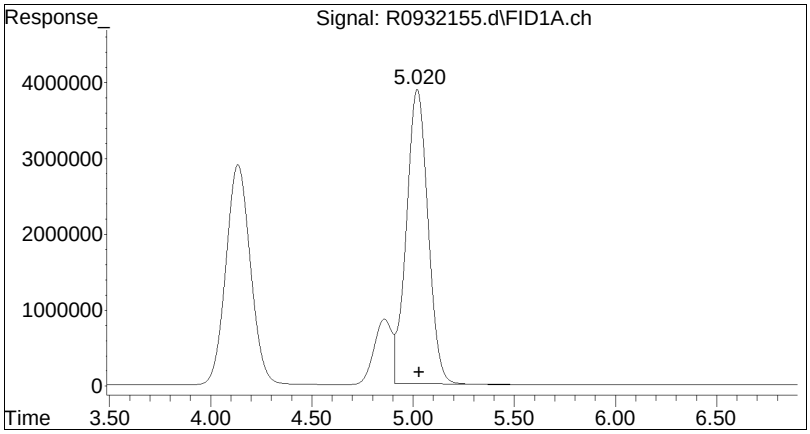

#4 ethane

R.T.: 5.020 min
Delta R.T.: -0.012 min
Response: 288247321
Conc: 2022.93 ug/L M4

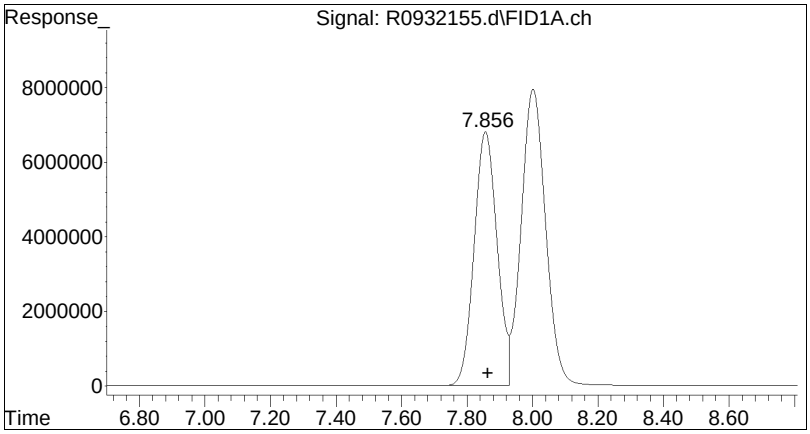

#5 propene

R.T.: 7.857 min
Delta R.T.: -0.007 min
Response: 331409617
Conc: 2966.67 ug/L

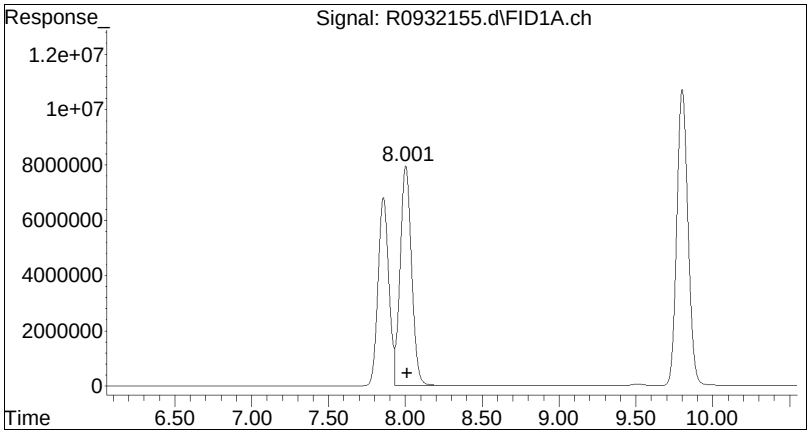

#6 propane

R.T.: 8.003 min
Delta R.T.: -0.010 min
Response: 413051233
Conc: 3142.57 ug/L

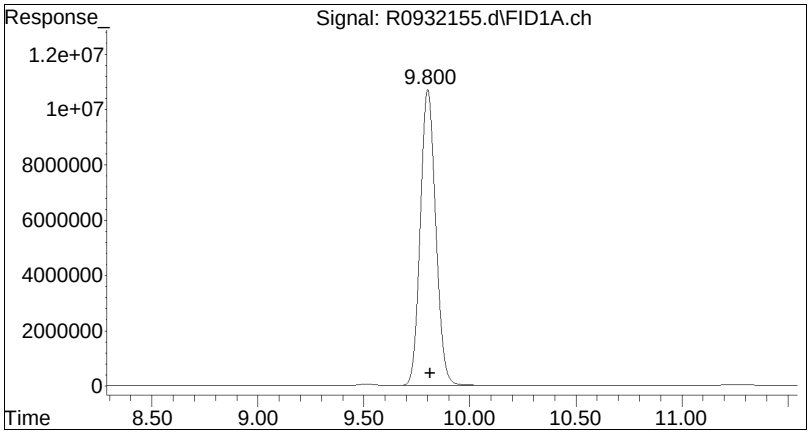

#7 butane

R.T.: 9.802 min
Delta R.T.: -0.011 min
Response: 542433567
Conc: 4411.26 ug/L

Manual Integration Report

Data Path : O:\Forensics\Data\airlab9\QMethod : DG9_200511.M
Data File : R0932155.d Operator : AIRLAB9:AR
Date Inj'd : 5/11/2020 0:5: 5 Instrument : Airlab9
Sample : IDISSGASSTD06 Quant Date : 5/12/2020 7:02 am

Compound #2: ethene

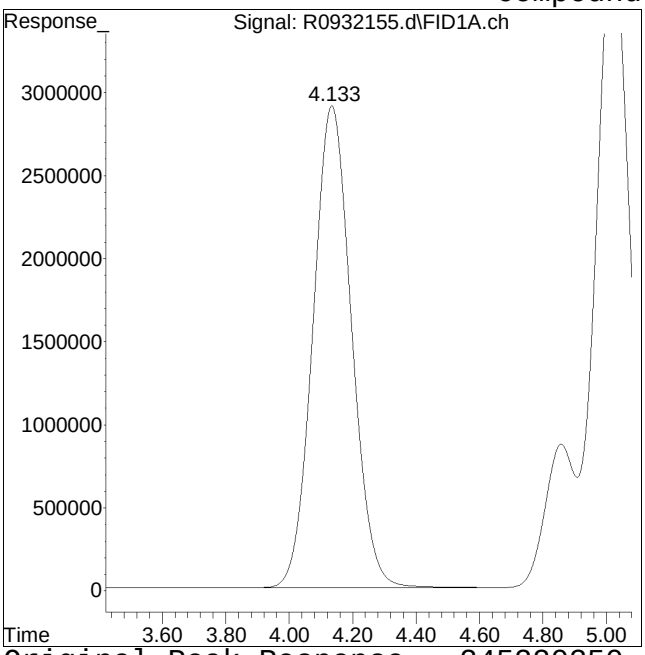

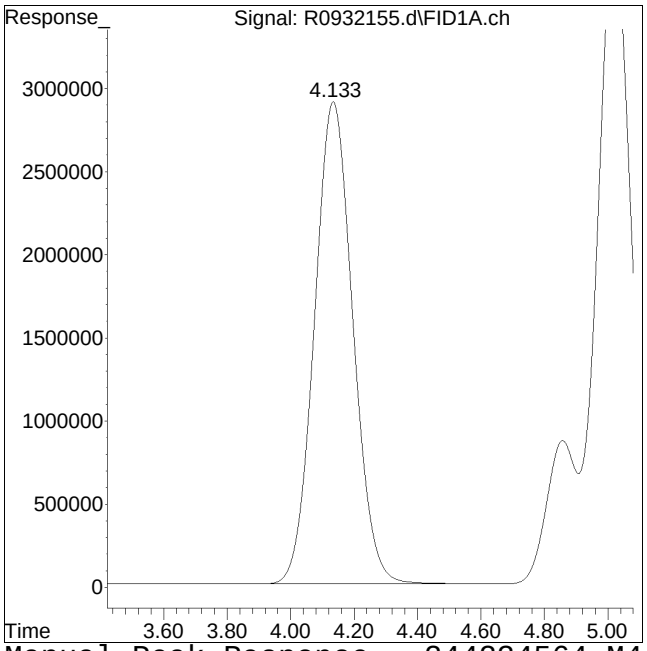

Original Peak Response = 245220350 Manual Peak Response = 244234564 M4
M4 = Poor automated baseline construction.

Manual Integration Report

Data Path : O:\Forensics\Data\airlab9\QMethod : DG9_200511.M
Data File : R0932155.d Operator : AIRLAB9:AR
Date Inj'd : 5/11/2020 0:5: 5 Instrument : Airlab9
Sample : IDISSGASSTD06 Quant Date : 5/12/2020 7:02 am

Compound #4: ethane

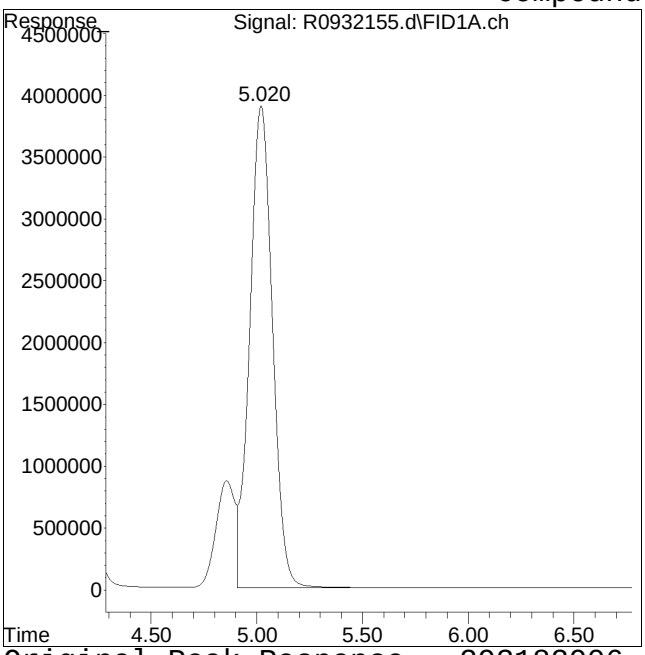

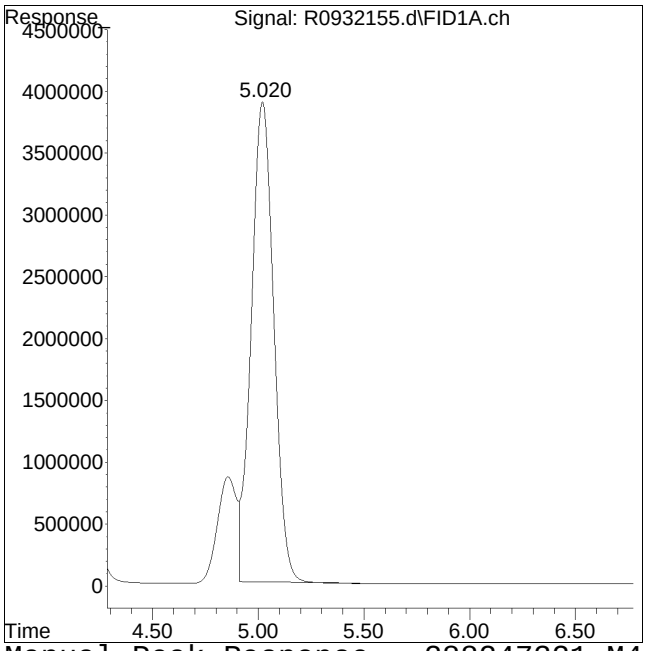

Original Peak Response = 293182906 Manual Peak Response = 288247321 M4
M4 = Poor automated baseline construction.

Quantitation Report (QT Reviewed)

Data Path : O:\Forensics\Data\airlab9\2020\200511DG_I\
Data File : R0932156.d
Signal(s) : FID1A.ch
Acq On : 11 May 2020 5:44 pm
Operator : AIRLAB9:AR
Sample : IDISSGASSTD07
Misc : WG1369720
ALS Vial : 4 Sample Multiplier: 1

Integration File: events.e
Quant Time: May 12 07:10:30 2020
Quant Method : O:\Forensics\Data\airlab9\2020\200511DG_I\DG9_200511.M
Quant Title : Dissolved Gases
QLast Update : Tue May 12 07:01:27 2020
Response via : Initial Calibration
Integrator: ChemStation

Volume Inj. :
Signal Phase :
Signal Info :

Sub List : Default - All compounds listed

	Compound	R.T.	Response	Conc	Units	
Target Compounds						
1)	methane	1.169	339117932	2438.138	ug/L	
2)	ethene	4.132	561809865	4344.142	ug/L	M4
3)	acetylene	4.855	142335258	4980.234	ug/L	
4)	ethane	5.014	665202592	4668.405	ug/L	M4
5)	propene	7.846	746622895	6683.515	ug/L	
6)	propane	7.990	916853641	6975.587	ug/L	M4
7)	butane	9.790	1170617248	9519.862	ug/L	

(f)=RT Delta > 1/2 Window (m)=manual int.

Quantitation Report (QT Reviewed)

Data Path : O:\Forensics\Data\airlab9\2020\200511DG_I\
Data File : R0932156.d
Signal(s) : FID1A.ch
Acq On : 11 May 2020 5:44 pm
Operator : AIRLAB9:AR
Sample : IDISSGASSTD07
Misc : WG1369720
ALS Vial : 4 Sample Multiplier: 1

Integration File: events.e
Quant Time: May 12 07:10:30 2020
Quant Method : O:\Forensics\Data\airlab9\2020\200511DG_I\DG9_200511.M
Quant Title : Dissolved Gases
QLast Update : Tue May 12 07:01:27 2020
Response via : Initial Calibration
Integrator: ChemStation

Volume Inj. :
Signal Phase :
Signal Info :

Sub List : Default - All compounds listed

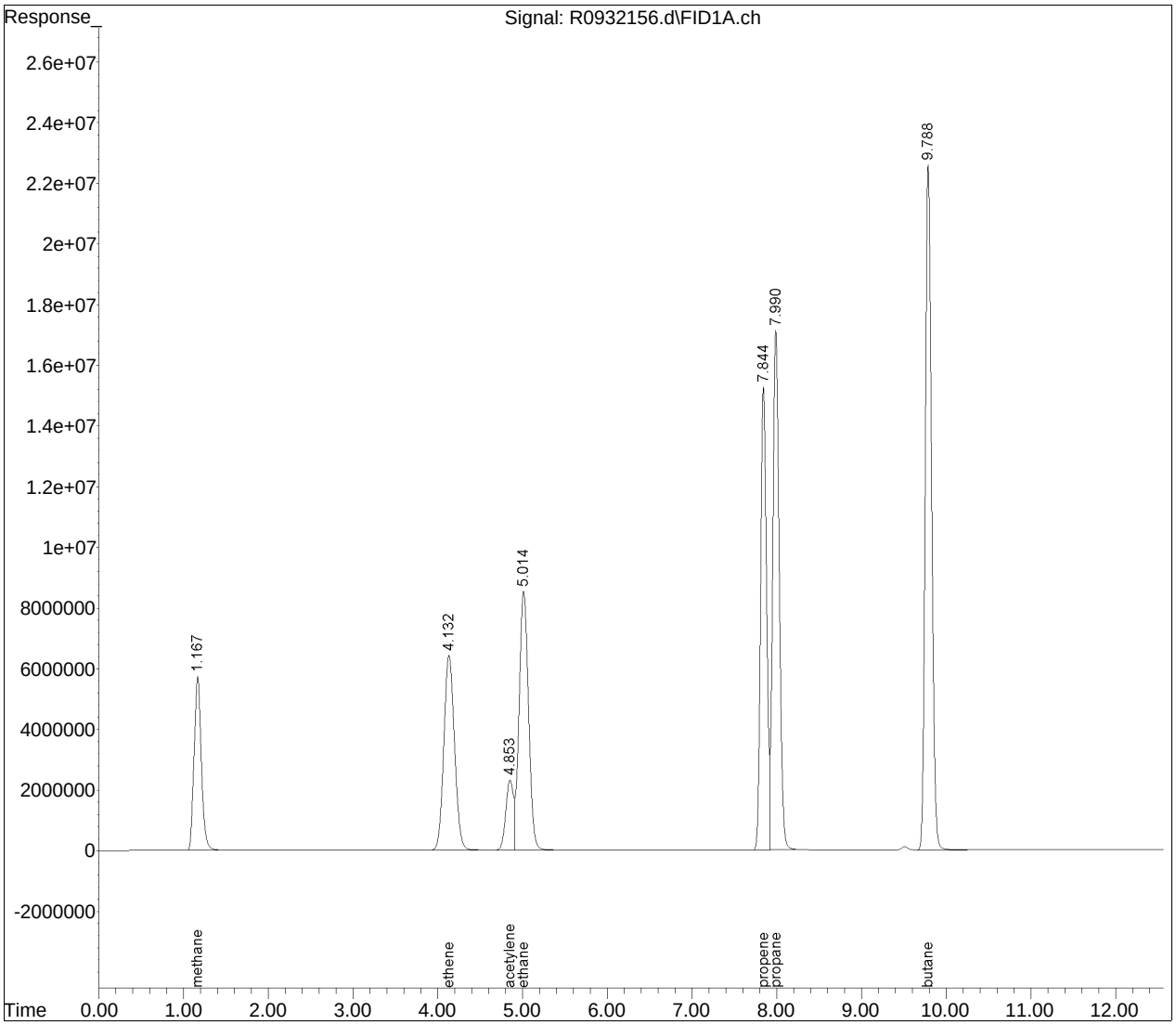

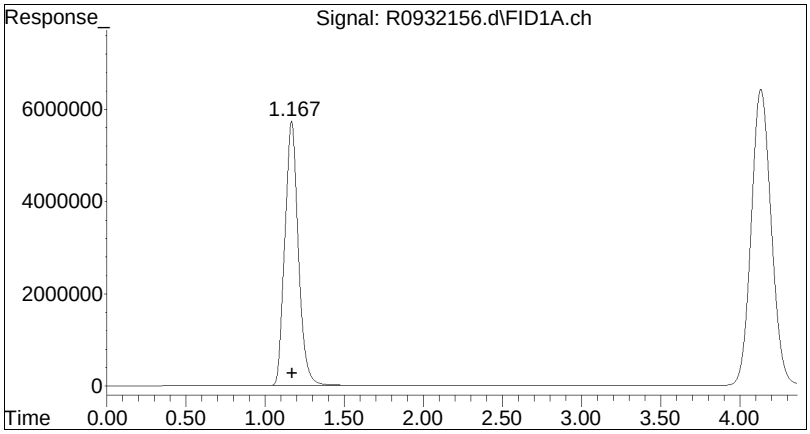

#1 methane

R.T.: 1.169 min
Delta R.T.: -0.001 min
Response: 339117932
Conc: 2438.14 ug/L

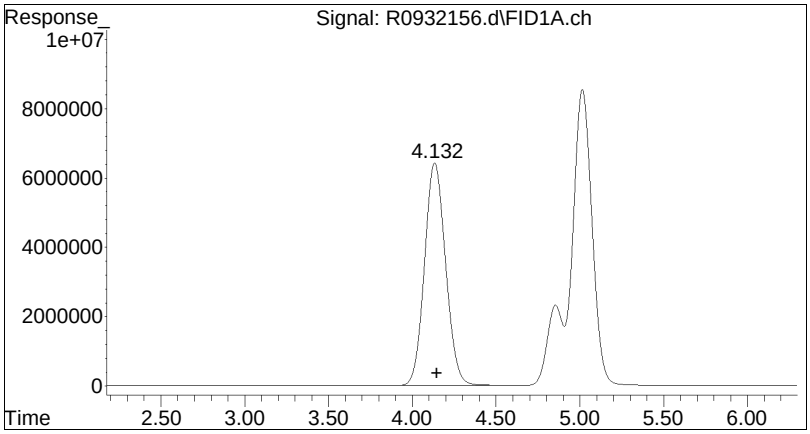

#2 ethene

R.T.: 4.132 min
Delta R.T.: -0.014 min
Response: 561809865
Conc: 4344.14 ug/L M4

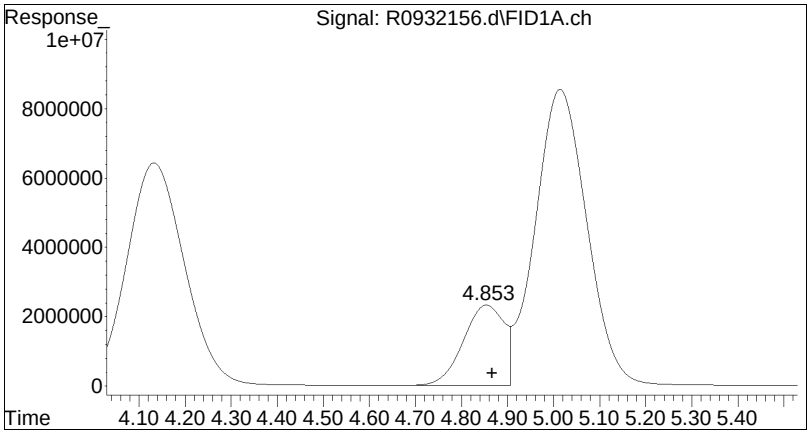

#3 acetylene

R.T.: 4.855 min
Delta R.T.: -0.012 min
Response: 142335258
Conc: 4980.23 ug/L

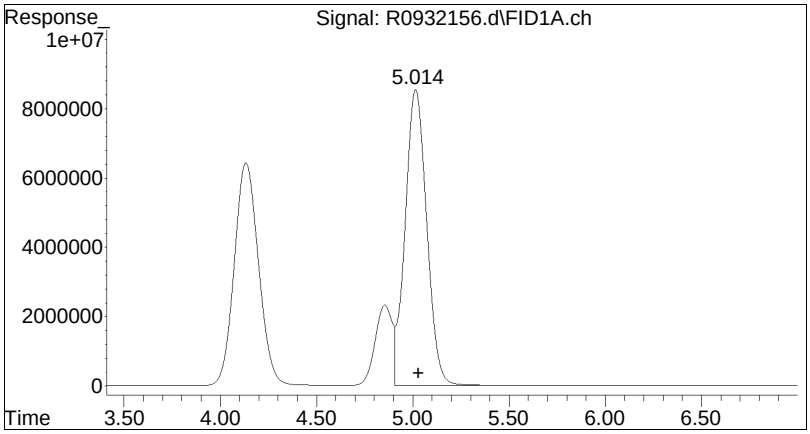

#4 ethane

R.T.: 5.014 min
Delta R.T.: -0.018 min
Response: 665202592
Conc: 4668.40 ug/L M4

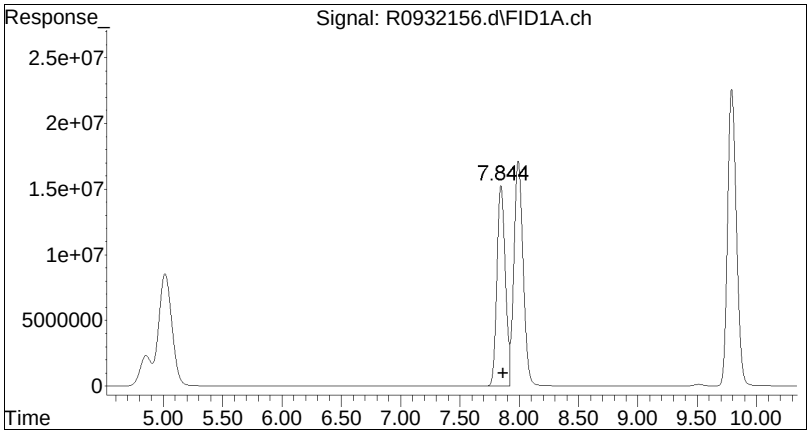

#5 propene

R.T.: 7.846 min
Delta R.T.: -0.018 min
Response: 746622895
Conc: 6683.52 ug/L

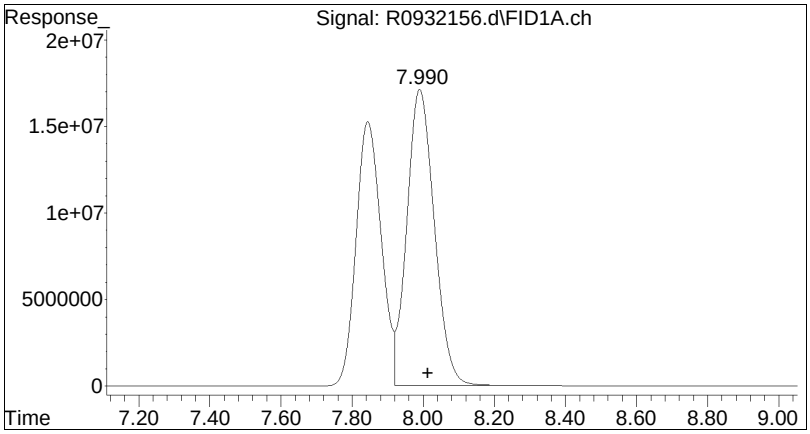

#6 propane

R.T.: 7.990 min
Delta R.T.: -0.023 min
Response: 916853641
Conc: 6975.59 ug/L M4

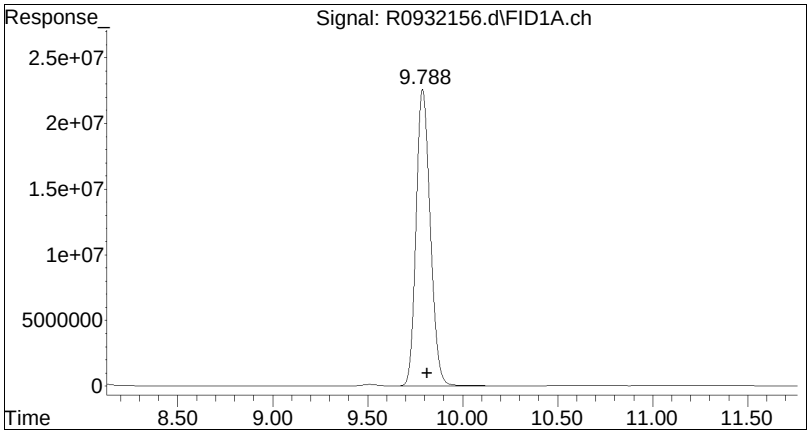

#7 butane

R.T.: 9.790 min
Delta R.T.: -0.023 min
Response: 1170617248
Conc: 9519.86 ug/L

Manual Integration Report

Data Path : O:\Forensics\Data\airlab9\QMethod : DG9_200511.M
Data File : R0932156.d Operator : AIRLAB9:AR
Date Inj'd : 5/11/2020 0:5: 4 Instrument : Airlab9
Sample : IDISSGASSTD07 Quant Date : 5/12/2020 7:02 am

Compound #2: ethene

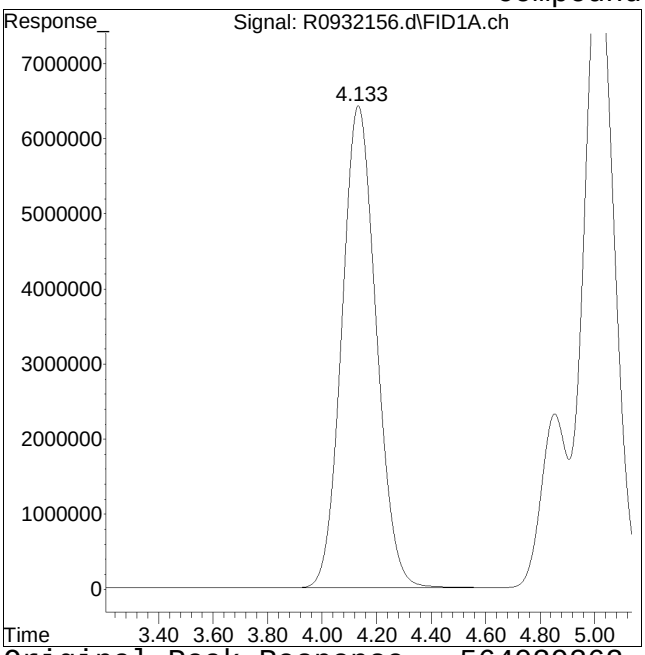

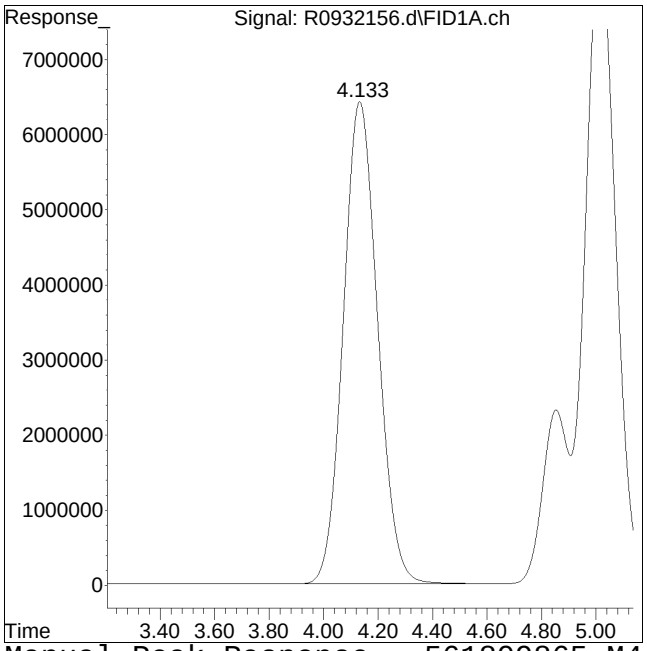

Original Peak Response = 564039362 Manual Peak Response = 561809865 M4
M4 = Poor automated baseline construction.

Manual Integration Report

Data Path : O:\Forensics\Data\airlab9\QMethod : DG9_200511.M
Data File : R0932156.d Operator : AIRLAB9:AR
Date Inj'd : 5/11/2020 0:5: 4 Instrument : Airlab9
Sample : IDISSGASSTD07 Quant Date : 5/12/2020 7:02 am

Compound #4: ethane

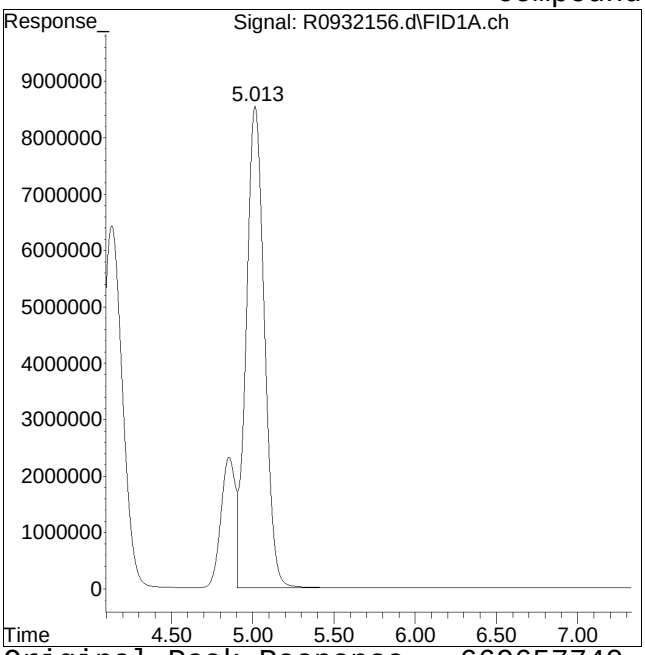

Original Peak Response = 669657740

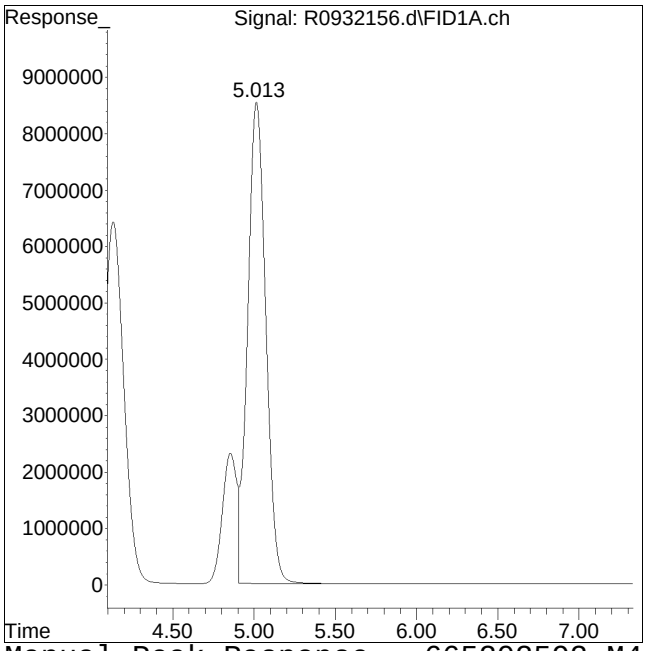

Manual Peak Response = 665202592 M4

M4 = Poor automated baseline construction.

Manual Integration Report

Data Path : O:\Forensics\Data\airlab9\QMethod : DG9_200511.M
Data File : R0932156.d Operator : AIRLAB9:AR
Date Inj'd : 5/11/2020 0:5: 4 Instrument : Airlab9
Sample : IDISSGASSTD07 Quant Date : 5/12/2020 7:02 am

Compound #6: propane

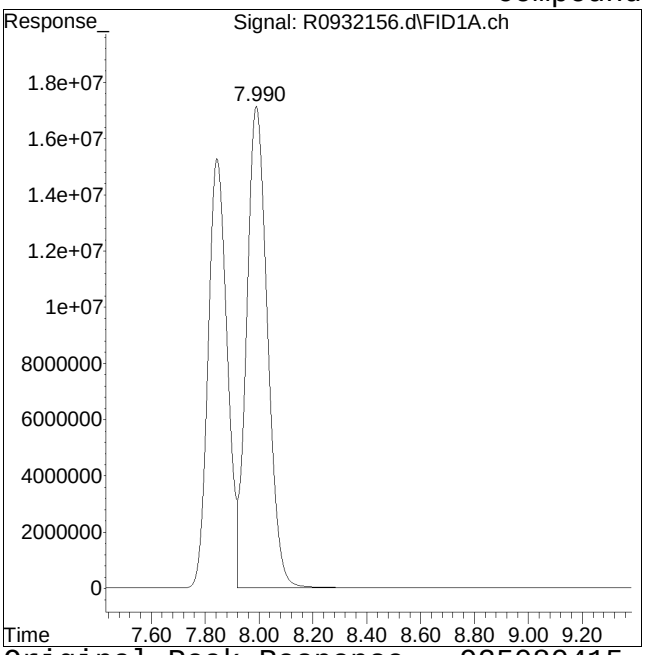

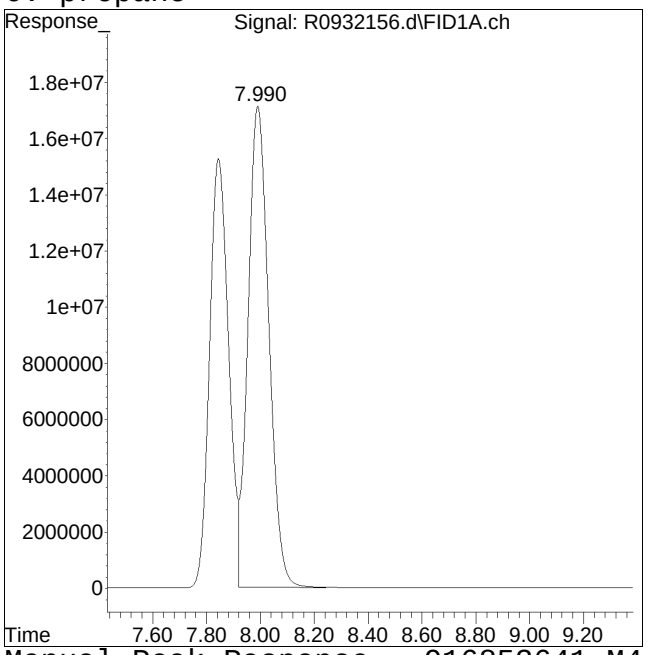

Original Peak Response = 925080415 Manual Peak Response = 916853641 M4
M4 = Poor automated baseline construction.

Quantitation Report (QT Reviewed)

Data Path : O:\Forensics\Data\airlab9\2020\200511DG_I\
Data File : R0932157.d
Signal(s) : FID1A.ch
Acq On : 11 May 2020 6:04 pm
Operator : AIRLAB9:AR
Sample : IDISSGASSTD08
Misc : WG1369720
ALS Vial : 5 Sample Multiplier: 1

Integration File: events.e
Quant Time: May 12 07:11:41 2020
Quant Method : O:\Forensics\Data\airlab9\2020\200511DG_I\DG9_200511.M
Quant Title : Dissolved Gases
QLast Update : Tue May 12 07:01:27 2020
Response via : Initial Calibration
Integrator: ChemStation

Volume Inj. :
Signal Phase :
Signal Info :

Sub List : methane_only - All compounds listed

Compound	R.T.	Response	Conc Units
Target Compounds			
1) methane	1.155	3054682180	21962.081 ug/L

(f)=RT Delta > 1/2 Window (m)=manual int.

Quantitation Report (QT Reviewed)

Data Path : O:\Forensics\Data\airlab9\2020\200511DG_I\
Data File : R0932157.d
Signal(s) : FID1A.ch
Acq On : 11 May 2020 6:04 pm
Operator : AIRLAB9:AR
Sample : IDISSGASSTD08
Misc : WG1369720
ALS Vial : 5 Sample Multiplier: 1

Integration File: events.e
Quant Time: May 12 07:11:41 2020
Quant Method : O:\Forensics\Data\airlab9\2020\200511DG_I\DG9_200511.M
Quant Title : Dissolved Gases
QLast Update : Tue May 12 07:01:27 2020
Response via : Initial Calibration
Integrator: ChemStation

Volume Inj. :
Signal Phase :
Signal Info :

Sub List : methane_only - All compounds listed

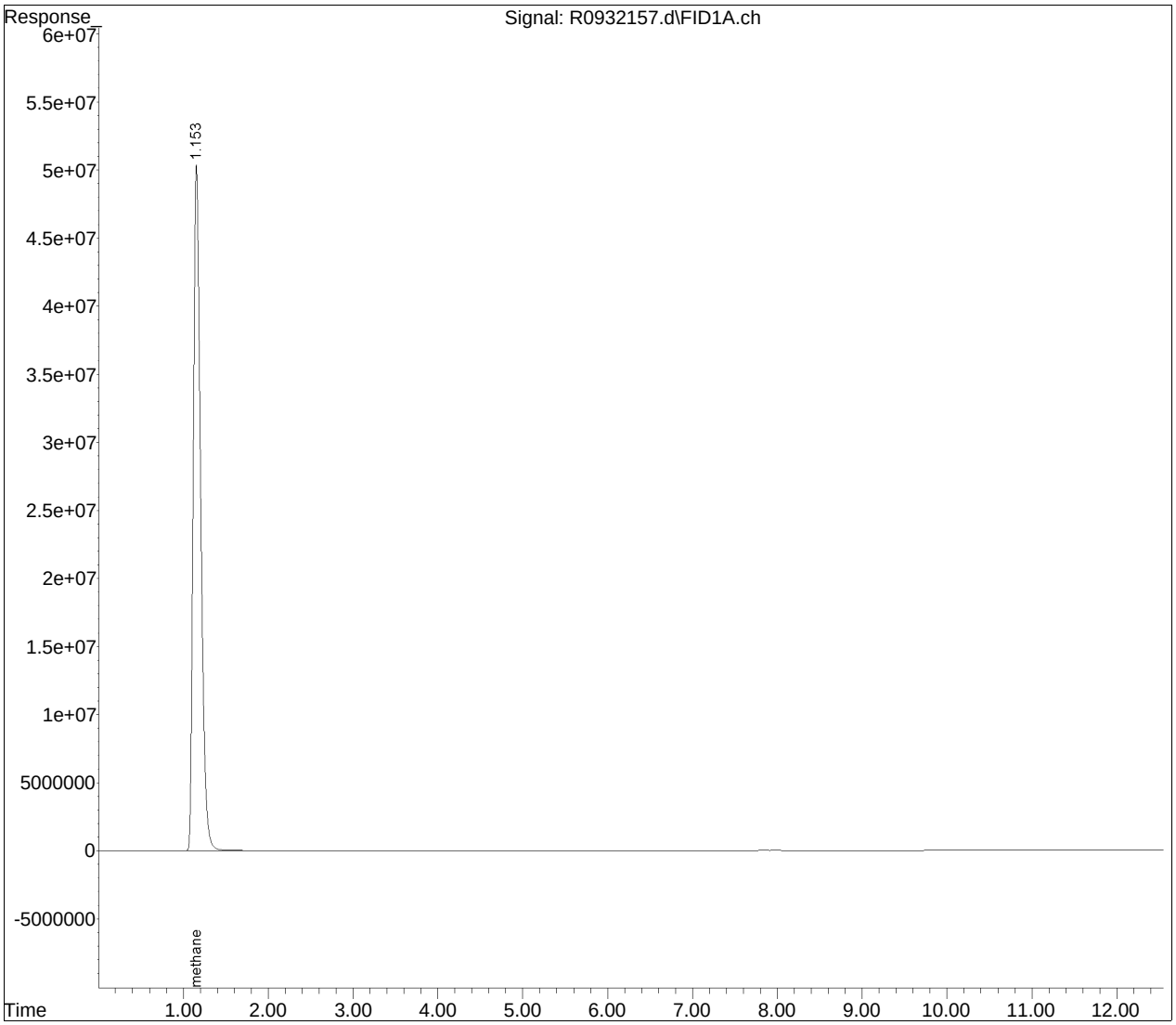

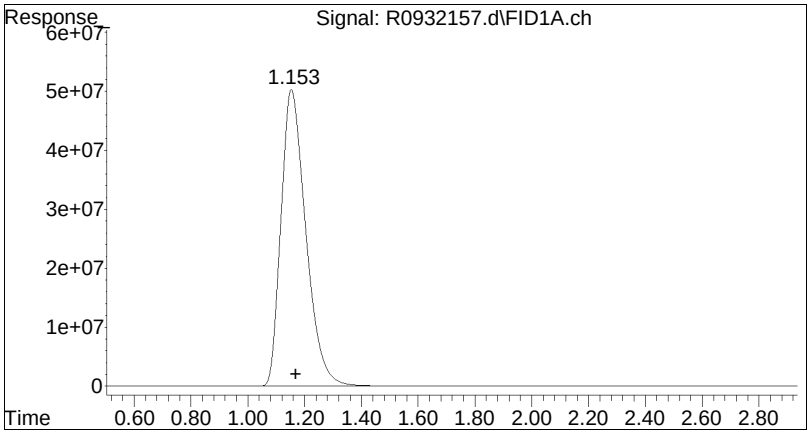

#1 methane

R.T.: 1.155 min
Delta R.T.: -0.015 min
Response: 3054682180
Conc: 21962.08 ug/L

Manual Integration Report

Data Path	: O:\Forensics\Data\airlab9\	QMethod	: DG9_200511.M
Data File	: R0932157.d	Operator	: AIRLAB9:AR
Date Inj'd	: 5/11/2020 0:6: 4	Instrument	: Airlab9
Sample	: IDISSGASSTD08	Quant Date	: 5/12/2020 7:02 am

There are no manual integrations or false positives in this file.

Evaluate Continuing Calibration Report

Data Path : O:\Forensics\Data\airlab9\2020\200511DG_I\
Data File : R0932159.d
Signal(s) : FID1A.ch
Acq On : 11 May 2020 6:38 pm
Operator : AIRLAB9:AR
Sample : CDISSGASTD04
Misc : WG1369720
ALS Vial : 7 Sample Multiplier: 1

Integration File: events.e
Quant Time: May 12 07:15:18 2020
Quant Method : O:\Forensics\Data\airlab9\2020\200511DG_I\DG9_200511.M
Quant Title : Dissolved Gases
QLast Update : Tue May 12 07:13:18 2020
Response via : Initial Calibration
Integrator: ChemStation

Volume Inj. :
Signal Phase :
Signal Info :

Min. RRF : 0.000 Min. Rel. Area : 80% Max. R.T. Dev 0.50min
Max. RRF Dev : 20% Max. Rel. Area : 120%

	Compound	AvgRF	CCRF	%Dev	Area%	Dev(Min)
1	methane	* 54.600	56.625	-3.7	102	0.00
2	ethene	* 95.500	91.078	4.6	104	0.00
3	acetylene	* 88.700	90.556	-2.1	106	0.00
4	ethane	*102.000	100.449	1.5	108	0.00
5	propene	*143.000	141.616	1.0	114	0.00
6	propane	*150.000	152.280	-1.5	115	0.00
7	butane	*198.000	192.957	2.5	115	0.00

Evaluate Continuing Calibration Report - Not Founds

* Evaluation of CC level amount vs concentration.
(#) = Out of Range SPCC's out = 0 CCC's out = 0

Quantitation Report (QT Reviewed)

Data Path : O:\Forensics\Data\airlab9\2020\200511DG_I\
Data File : R0932159.d
Signal(s) : FID1A.ch
Acq On : 11 May 2020 6:38 pm
Operator : AIRLAB9:AR
Sample : CDISSGASTD04
Misc : WG1369720
ALS Vial : 7 Sample Multiplier: 1

Integration File: events.e
Quant Time: May 12 07:15:18 2020
Quant Method : O:\Forensics\Data\airlab9\2020\200511DG_I\DG9_200511.M
Quant Title : Dissolved Gases
QLast Update : Tue May 12 07:13:18 2020
Response via : Initial Calibration
Integrator: ChemStation

Volume Inj. :
Signal Phase :
Signal Info :

Sub List : Default - All compounds listed

	Compound	R.T.	Response	Conc	Units	
Target Compounds						
1)	methane	1.171	7923957	56.625	ug/L	M4
2)	ethene	4.148	12983783	91.078	ug/L	M4
3)	acetylene	4.868	2692330	90.556	ug/L	M4
4)	ethane	5.034	15811807	100.449	ug/L	
5)	propene	7.866	17963803	141.616	ug/L	
6)	propane	8.012	22708071	152.280	ug/L	
7)	butane	9.811	28044598	192.957	ug/L	M4

(f)=RT Delta > 1/2 Window (m)=manual int.

Quantitation Report (QT Reviewed)

Data Path : O:\Forensics\Data\airlab9\2020\200511DG_I\
Data File : R0932159.d
Signal(s) : FID1A.ch
Acq On : 11 May 2020 6:38 pm
Operator : AIRLAB9:AR
Sample : CDISSGASTD04
Misc : WG1369720
ALS Vial : 7 Sample Multiplier: 1

Integration File: events.e
Quant Time: May 12 07:15:18 2020
Quant Method : O:\Forensics\Data\airlab9\2020\200511DG_I\DG9_200511.M
Quant Title : Dissolved Gases
QLast Update : Tue May 12 07:13:18 2020
Response via : Initial Calibration
Integrator: ChemStation

Volume Inj. :
Signal Phase :
Signal Info :

Sub List : Default - All compounds listed

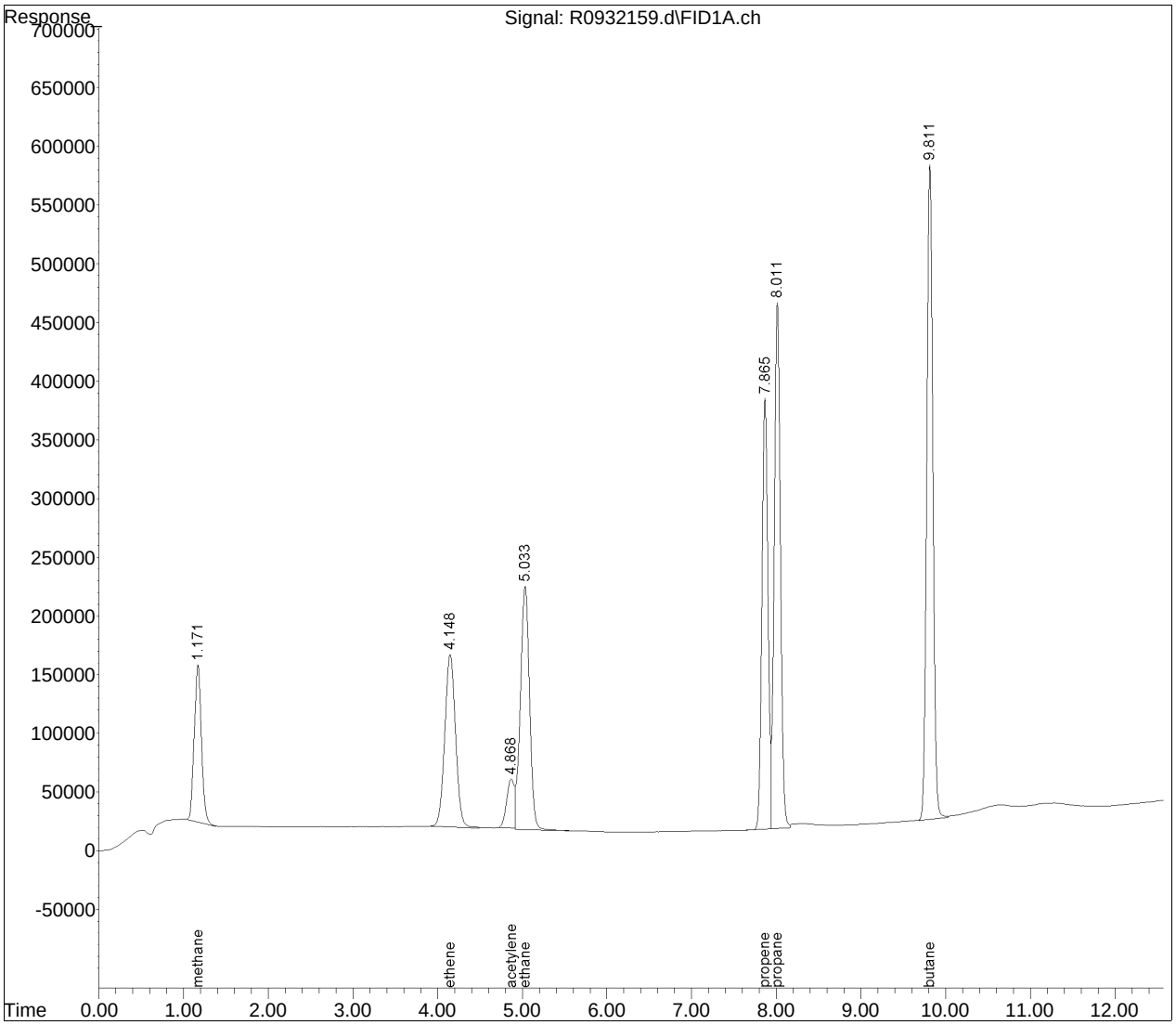

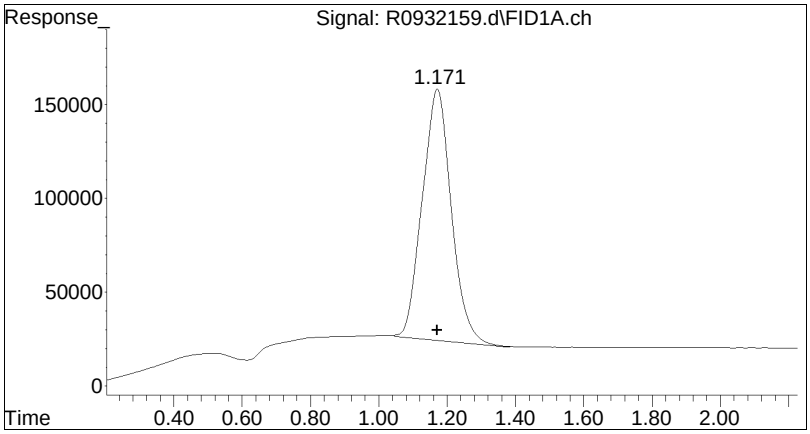

#1 methane

R.T.:	1.171 min
Delta R.T.:	0.000 min
Response:	7923957
Conc:	56.62 ug/L M4

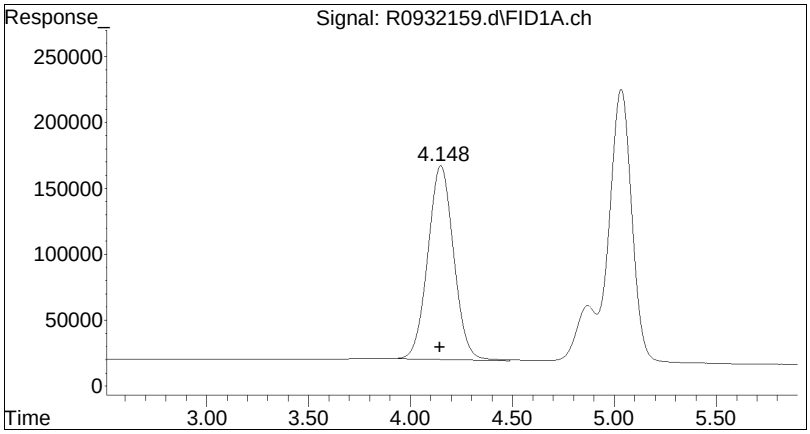

#2 ethene

R.T.:	4.148 min
Delta R.T.:	0.000 min
Response:	12983783
Conc:	91.08 ug/L M4

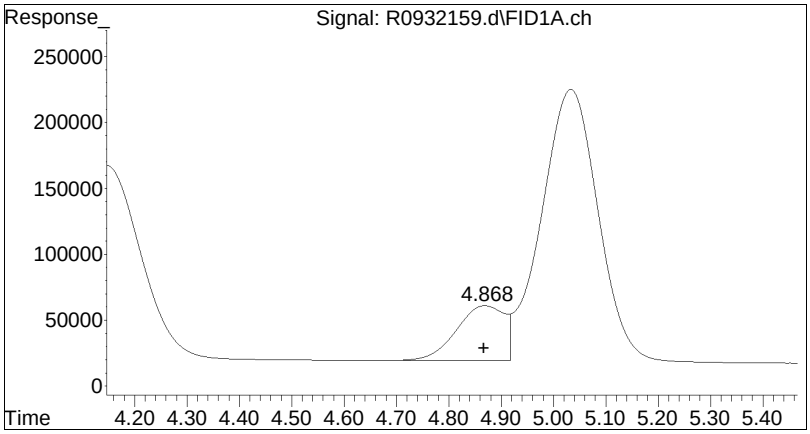

#3 acetylene

R.T.:	4.868 min
Delta R.T.:	0.001 min
Response:	2692330
Conc:	90.56 ug/L M4

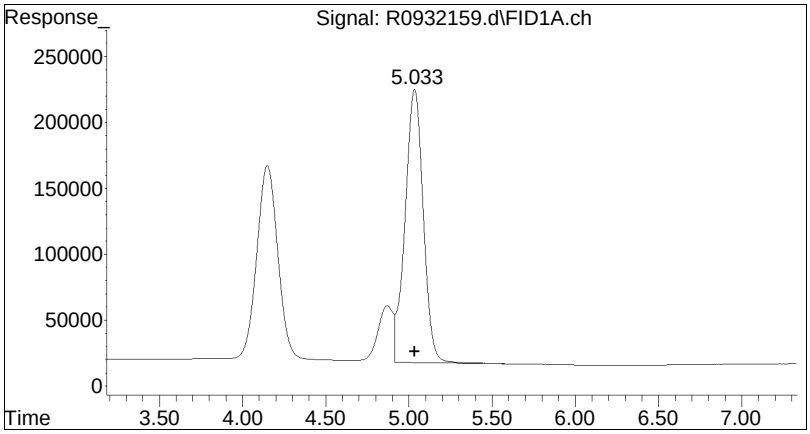

#4 ethane

R.T.: 5.034 min
Delta R.T.: 0.003 min
Response: 15811807
Conc: 100.45 ug/L

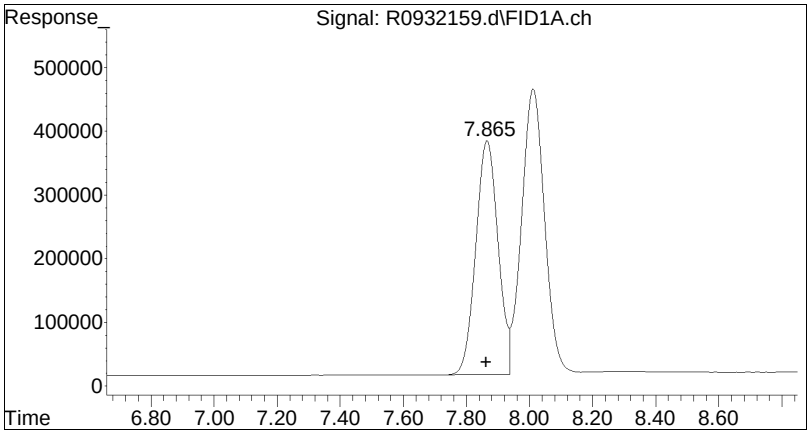

#5 propene

R.T.: 7.866 min
Delta R.T.: 0.002 min
Response: 17963803
Conc: 141.62 ug/L

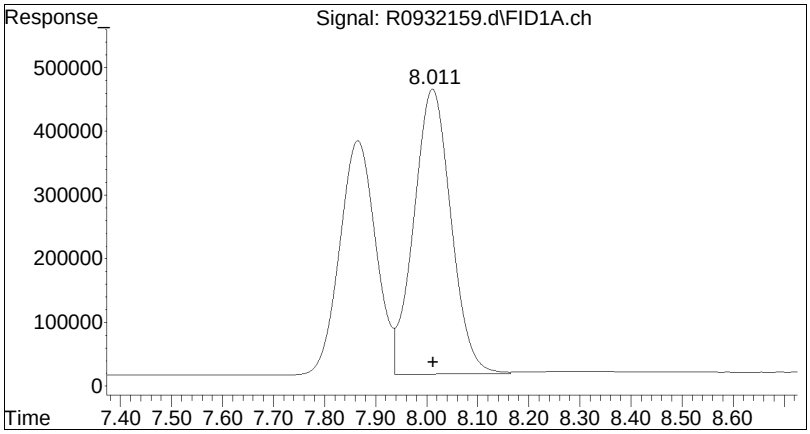

#6 propane

R.T.: 8.012 min
Delta R.T.: 0.000 min
Response: 22708071
Conc: 152.28 ug/L

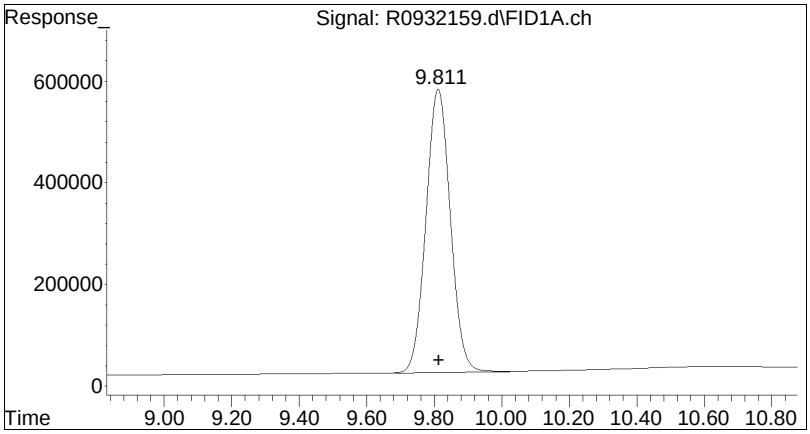

#7 butane

R.T.: 9.811 min
Delta R.T.: -0.002 min
Response: 28044598
Conc: 192.96 ug/L M4

Manual Integration Report

Data Path : O:\Forensics\Data\airlab9\
Data File : R0932159.d
Date Inj'd : 5/11/2020 0:6: 8
Sample : CDISSGASTD04

QMethod : DG9_200511.M
Operator : AIRLAB9:AR
Instrument : Airlab9
Quant Date : 5/12/2020 7:14 am

Compound #1: methane

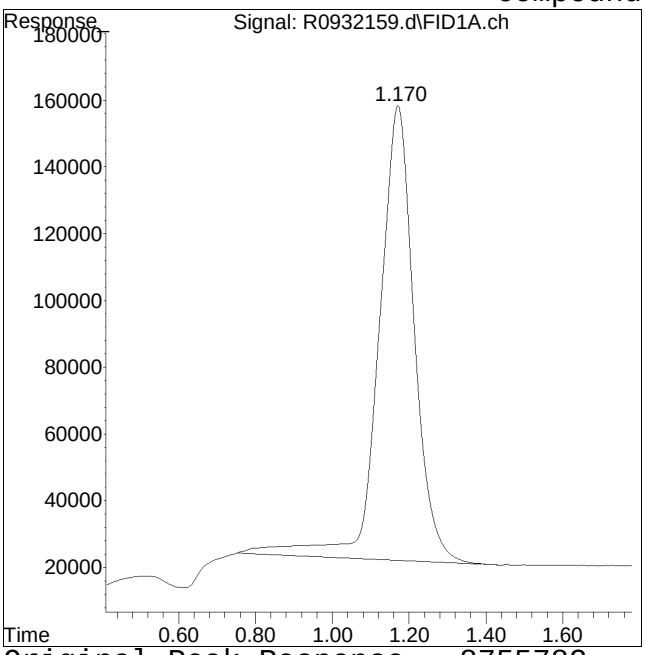

Original Peak Response = 8755782

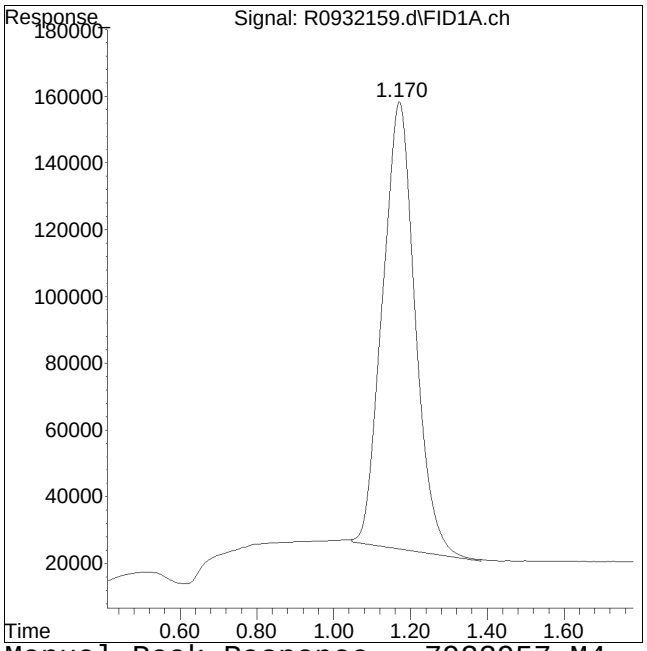

Manual Peak Response = 7923957 M4

M4 = Poor automated baseline construction.

Manual Integration Report

Data Path : O:\Forensics\Data\airlab9\QMethod : DG9_200511.M
Data File : R0932159.d Operator : AIRLAB9:AR
Date Inj'd : 5/11/2020 0:6: 8 Instrument : Airlab9
Sample : CDISSGASTD04 Quant Date : 5/12/2020 7:14 am

Compound #2: ethene

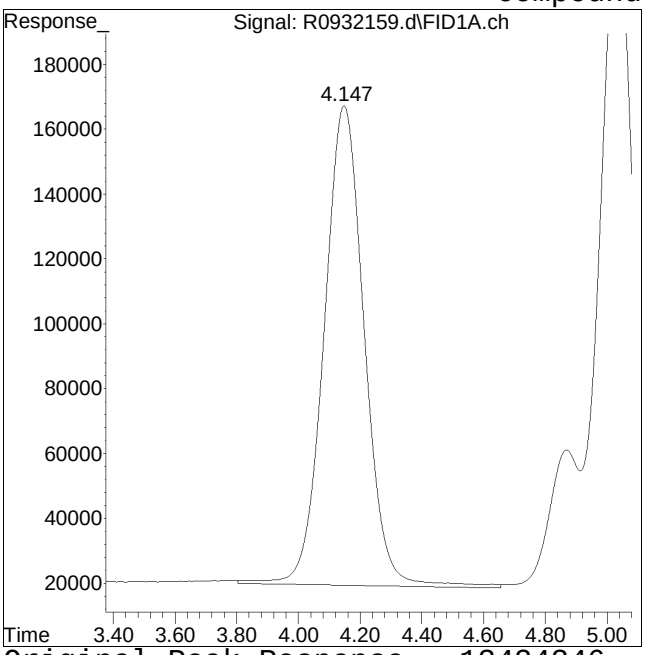

Original Peak Response = 13424246

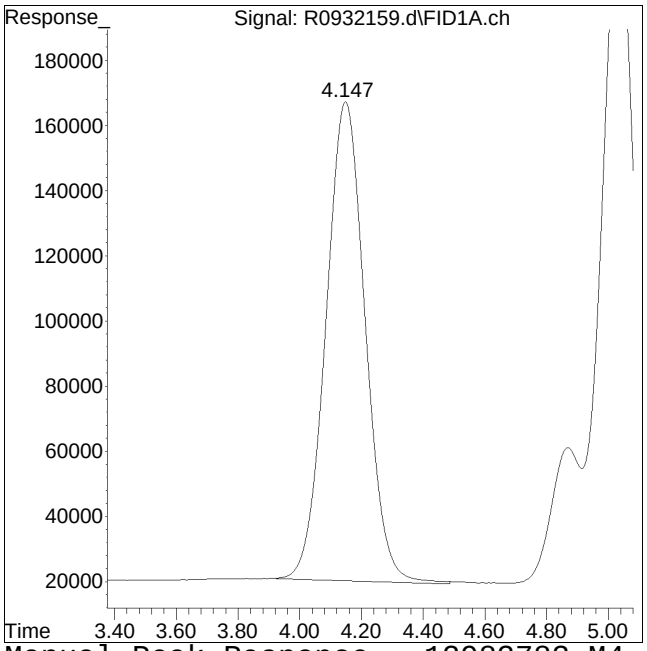

Manual Peak Response = 12983783 M4

M4 = Poor automated baseline construction.

Manual Integration Report

Data Path : O:\Forensics\Data\airlab9\QMethod : DG9_200511.M
Data File : R0932159.d Operator : AIRLAB9:AR
Date Inj'd : 5/11/2020 0:6: 8 Instrument : Airlab9
Sample : CDISSGASTD04 Quant Date : 5/12/2020 7:14 am

Compound #3: acetylene

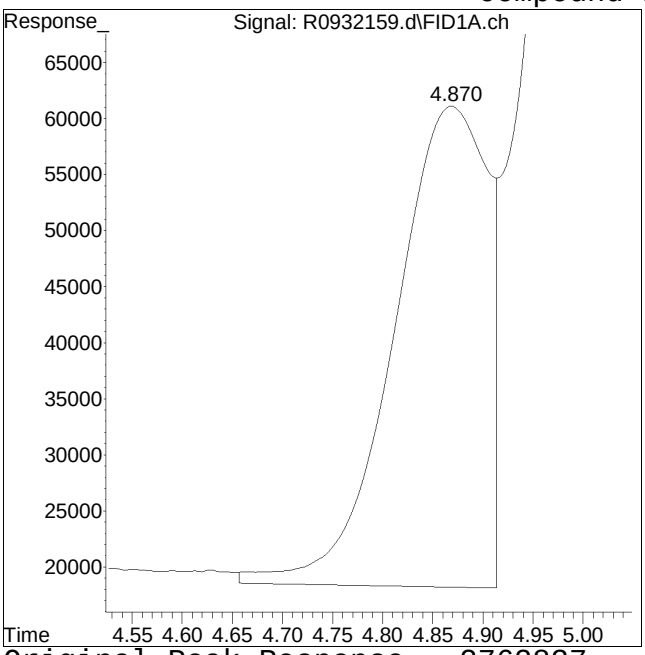

Original Peak Response = 2762837

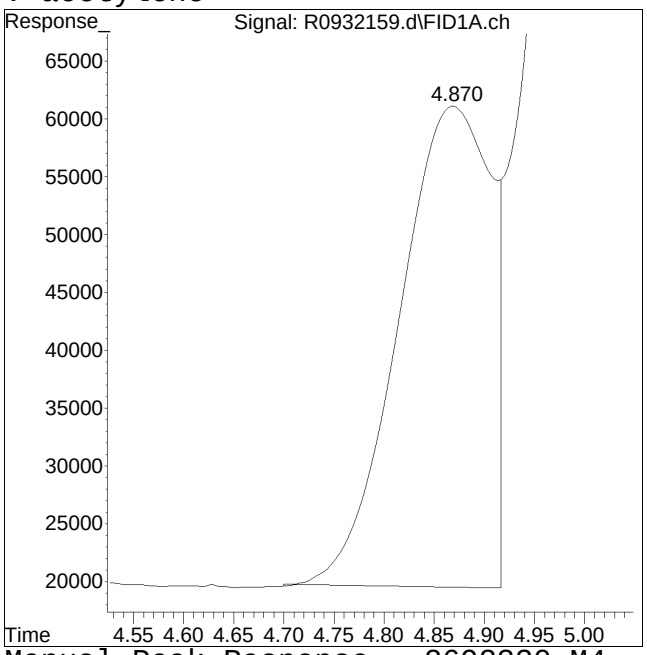

Manual Peak Response = 2692330 M4

M4 = Poor automated baseline construction.

Manual Integration Report

Data Path : O:\Forensics\Data\airlab9\QMethod : DG9_200511.M
Data File : R0932159.d Operator : AIRLAB9:AR
Date Inj'd : 5/11/2020 0:6: 8 Instrument : Airlab9
Sample : CDISSGASTD04 Quant Date : 5/12/2020 7:14 am

Compound #7: butane

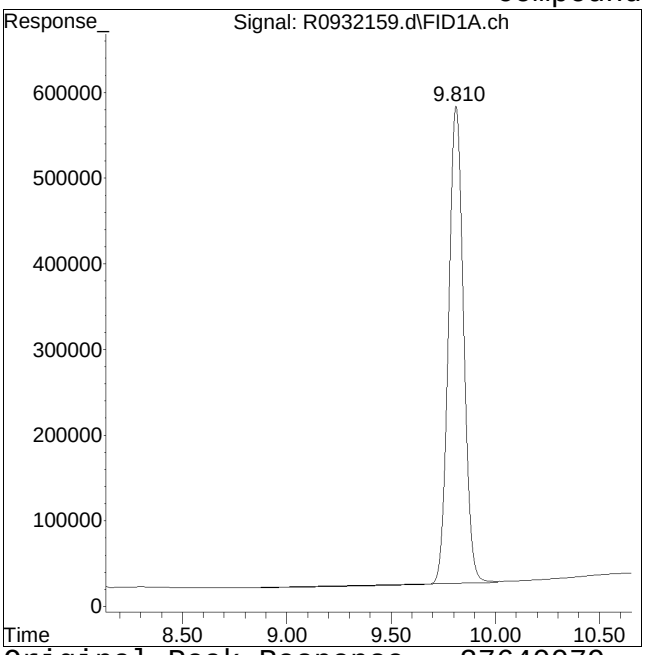

Original Peak Response = 27640079

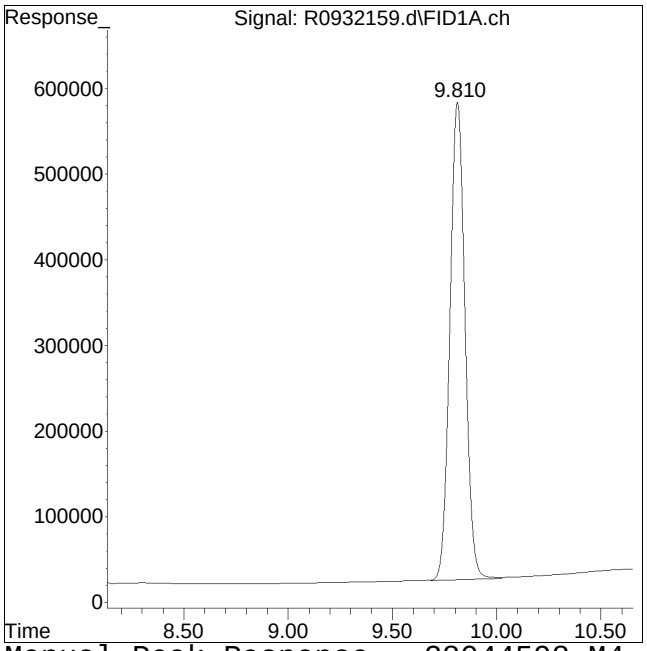

Manual Peak Response = 28044598 M4

M4 = Poor automated baseline construction.

Continuing Calibration

Calibration Verification Summary
Form 7
Volatiles

Client	: Roux Env. Eng. & Geology, DPC	**Lab Number**	: L2204289	
Project Name	: PFIZER	**Project Number**	: 0047.0044Y047	
Instrument ID	: AIRLAB9	**Calibration Date**	: 01/31/22 11:22	
Lab File ID	: R0940027	**Init. Calib. Date(s)**	: 05/11/20	05/11/20
Sample No	: WG1599784-1	**Init. Calib. Times**	: 15:46	18:04
Channel	:			

Compound	Ave. RRF	RRF	Min RRF	%D	Max %D	Area%	Dev(min)
methane	54.6	60.625	-	-11	20	109	0
ethene	95.5	100.909	-	-5.7	20	115	.04
acetylene	88.7	77.315	-	12.8	20	90	.04
ethane	102	106.753	-	-4.7	20	114	.03
propene	143	154.025	-	-7.7	20	124	0
propane	150	168.729	-	-12.5	20	128	0
butane	198	218.868	-	-10.5	20	131	0

* Value outside of QC limits.

Evaluate Continuing Calibration Report

Data Path : O:\Forensics\Data\airlab9\2022\01\0131DG\
Data File : R0940027.d
Signal(s) : FID1A.ch
Acq On : 31 Jan 2022 11:22 am
Operator : AIRLAB9:JT
Sample : WG1599784-1,4,0.5,0.5
Misc : WG1599784,ICAL16772
ALS Vial : 2 Sample Multiplier: 1

Integration File: autoint1.e
Quant Time: Jan 31 12:14:16 2022
Quant Method : O:\Forensics\Data\airlab9\2022\01\0131DG\DG9_200511.M
Quant Title : Dissolved Gases
QLast Update : Tue May 12 07:13:18 2020
Response via : Initial Calibration
Integrator: ChemStation

Volume Inj. :
Signal Phase :
Signal Info :

Min. RRF : 0.000 Min. Rel. Area : 80% Max. R.T. Dev 0.50min
Max. RRF Dev : 20% Max. Rel. Area : 120%

	Compound		AvgRF	CCRF	%Dev	Area%	Dev(Min)
1	methane	*	54.600	60.625	-11.0	109	0.00
2	ethene	*	95.500	100.909	-5.7	115	0.04
3	acetylene	*	88.700	77.315	12.8	90	0.04
4	ethane	*	102.000	106.753	-4.7	114	0.03
5	propene	*	143.000	154.025	-7.7	124	0.00
6	propane	*	150.000	168.729	-12.5	128	0.00
7	butane	*	198.000	218.868	-10.5	131	0.00

Evaluate Continuing Calibration Report - Not Founds

* Evaluation of CC level amount vs concentration.
(#) = Out of Range SPCC's out = 0 CCC's out = 0

Quantitation Report (QT Reviewed)

Data Path : O:\Forensics\Data\airlab9\2022\01\0131DG\
Data File : R0940027.d
Signal(s) : FID1A.ch
Acq On : 31 Jan 2022 11:22 am
Operator : AIRLAB9:JT
Sample : WG1599784-1,4,0.5,0.5
Misc : WG1599784,ICAL16772
ALS Vial : 2 Sample Multiplier: 1

Integration File: autoint1.e
Quant Time: Jan 31 12:14:16 2022
Quant Method : O:\Forensics\Data\airlab9\2022\01\0131DG\DG9_200511.M
Quant Title : Dissolved Gases
QLast Update : Tue May 12 07:13:18 2020
Response via : Initial Calibration
Integrator: ChemStation

Volume Inj. :
Signal Phase :
Signal Info :

Sub List : Default - All compounds listed

	Compound	R.T.	Response	Conc	Units
Target Compounds					
1)	methane	1.177	8483681	60.625	ug/L
2)	ethene	4.186	14385277	100.909	ug/L
3)	acetylene	4.904	2298658	77.315	ug/L
4)	ethane	5.066	16804142	106.753	ug/L
5)	propene	7.871	19537818	154.025	ug/L
6)	propane	8.016	25161032	168.729	ug/L
7)	butane	9.806	31810590	218.868	ug/L

(f)=RT Delta > 1/2 Window (m)=manual int.

Quantitation Report (QT Reviewed)

Data Path : O:\Forensics\Data\airlab9\2022\01\0131DG\
Data File : R0940027.d
Signal(s) : FID1A.ch
Acq On : 31 Jan 2022 11:22 am
Operator : AIRLAB9:JT
Sample : WG1599784-1,4,0.5,0.5
Misc : WG1599784,ICAL16772
ALS Vial : 2 Sample Multiplier: 1

Integration File: autoint1.e
Quant Time: Jan 31 12:14:16 2022
Quant Method : O:\Forensics\Data\airlab9\2022\01\0131DG\DG9_200511.M
Quant Title : Dissolved Gases
QLast Update : Tue May 12 07:13:18 2020
Response via : Initial Calibration
Integrator: ChemStation

Volume Inj. :
Signal Phase :
Signal Info :

Sub List : Default - All compounds listed

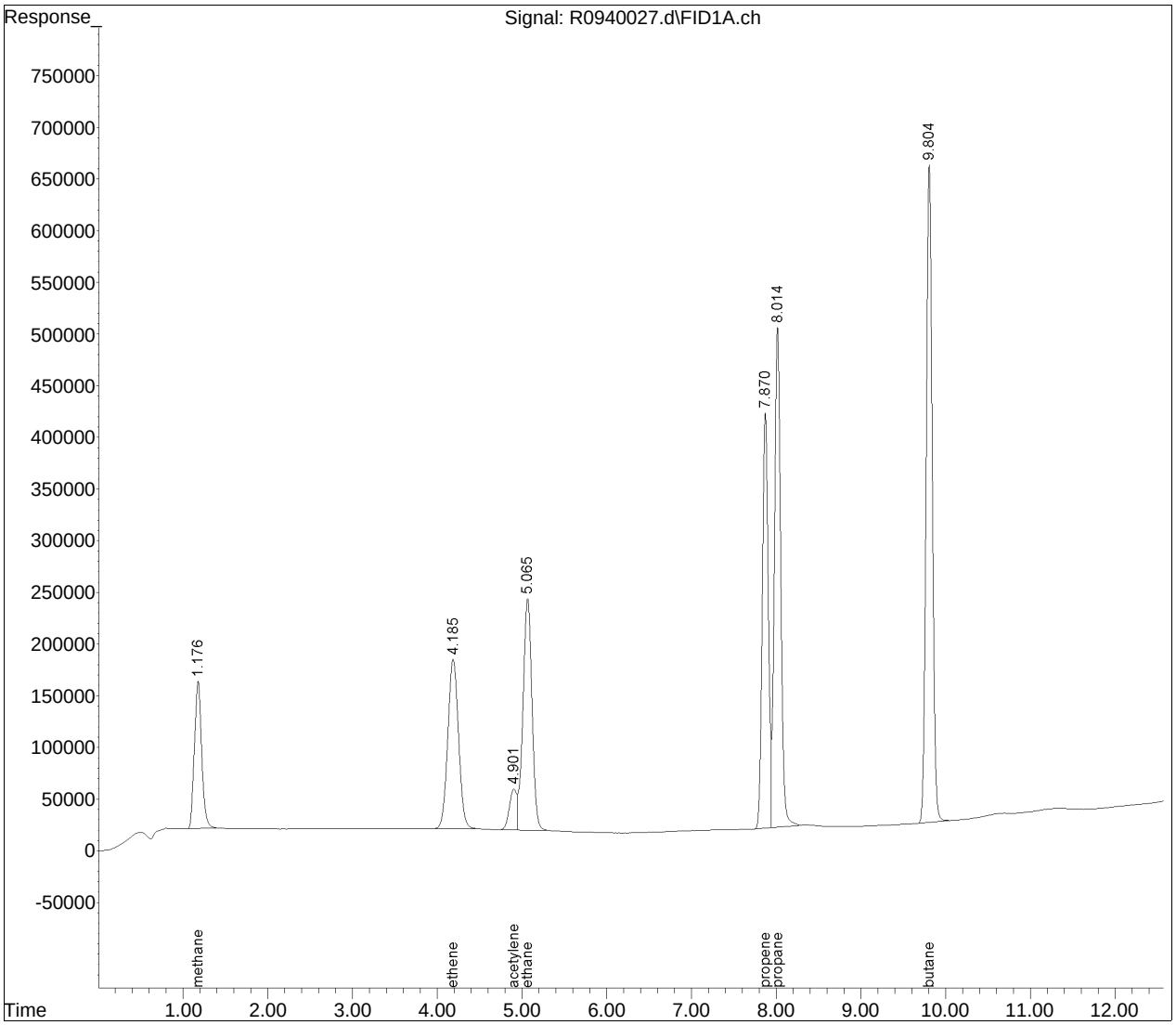

Manual Integration Report

Data Path	: O:\Forensics\Data\airlab9\	QMethod	: DG9_200511.M
Data File	: R0940027.d	Operator	: AIRLAB9:JT
Date Inj'd	: 1/31/2022 11:22 am	Instrument	: Airlab9
Sample	: WG1599784-1,4,0.5,0.5	Quant Date	: 1/31/2022 12:14 pm

There are no manual integrations or false positives in this file.

Evaluate Continuing Calibration Report

Data Path : O:\Forensics\Data\airlab9\2022\01\0131DG\
Data File : R0940040.d
Signal(s) : FID1A.ch
Acq On : 31 Jan 2022 4:29 pm
Operator : AIRLAB9:JT
Sample : WG1599784-6,4,0.5,0.5
Misc : WG1599784,ICAL16772
ALS Vial : 14 Sample Multiplier: 1

Integration File: autoint1.e
Quant Time: Jan 31 17:11:01 2022
Quant Method : O:\Forensics\Data\airlab9\2022\01\0131DG\DG9_200511.M
Quant Title : Dissolved Gases
QLast Update : Tue May 12 07:13:18 2020
Response via : Initial Calibration
Integrator: ChemStation

Volume Inj. :
Signal Phase :
Signal Info :

Min. RRF : 0.000 Min. Rel. Area : 80% Max. R.T. Dev 0.50min
Max. RRF Dev : 20% Max. Rel. Area : 120%

	Compound		AvgRF	CCRF	%Dev	Area%	Dev(Min)
1	methane	*	54.600	60.298	-10.4	109	0.01
2	ethene	*	95.500	99.934	-4.6	114	0.05
3	acetylene	*	88.700	103.765	-17.0	121	0.04
4	ethane	*	102.000	103.182	-1.2	111	0.04
5	propene	*	143.000	147.981	-3.5	119	0.00
6	propane	*	150.000	159.306	-6.2	120	0.00
7	butane	*	198.000	193.967	2.0	116	0.00

Evaluate Continuing Calibration Report - Not Founds

---

* Evaluation of CC level amount vs concentration.
(#) = Out of Range SPCC's out = 0 CCC's out = 0

Quantitation Report (QT Reviewed)

Data Path : O:\Forensics\Data\airlab9\2022\01\0131DG\
Data File : R0940040.d
Signal(s) : FID1A.ch
Acq On : 31 Jan 2022 4:29 pm
Operator : AIRLAB9:JT
Sample : WG1599784-6,4,0.5,0.5
Misc : WG1599784,ICAL16772
ALS Vial : 14 Sample Multiplier: 1

Integration File: autoint1.e
Quant Time: Jan 31 17:11:01 2022
Quant Method : O:\Forensics\Data\airlab9\2022\01\0131DG\DG9_200511.M
Quant Title : Dissolved Gases
QLast Update : Tue May 12 07:13:18 2020
Response via : Initial Calibration
Integrator: ChemStation

Volume Inj. :
Signal Phase :
Signal Info :

Sub List : Default - All compounds listed

	Compound	R.T.	Response	Conc	Units
Target Compounds					
1)	methane	1.180	8437913	60.298	ug/L
2)	ethene	4.192	14246223	99.934	ug/L
3)	acetylene	4.906	3085048	103.765	ug/L
4)	ethane	5.070	16241886	103.182	ug/L
5)	propene	7.873	18771166	147.981	ug/L
6)	propane	8.018	23755851	159.306	ug/L
7)	butane	9.809	28191392	193.967	ug/L

(f)=RT Delta > 1/2 Window (m)=manual int.

Quantitation Report (QT Reviewed)

Data Path : O:\Forensics\Data\airlab9\2022\01\0131DG\
Data File : R0940040.d
Signal(s) : FID1A.ch
Acq On : 31 Jan 2022 4:29 pm
Operator : AIRLAB9:JT
Sample : WG1599784-6,4,0.5,0.5
Misc : WG1599784,ICAL16772
ALS Vial : 14 Sample Multiplier: 1

Integration File: autoint1.e
Quant Time: Jan 31 17:11:01 2022
Quant Method : O:\Forensics\Data\airlab9\2022\01\0131DG\DG9_200511.M
Quant Title : Dissolved Gases
QLast Update : Tue May 12 07:13:18 2020
Response via : Initial Calibration
Integrator: ChemStation

Volume Inj. :
Signal Phase :
Signal Info :

Sub List : Default - All compounds listed

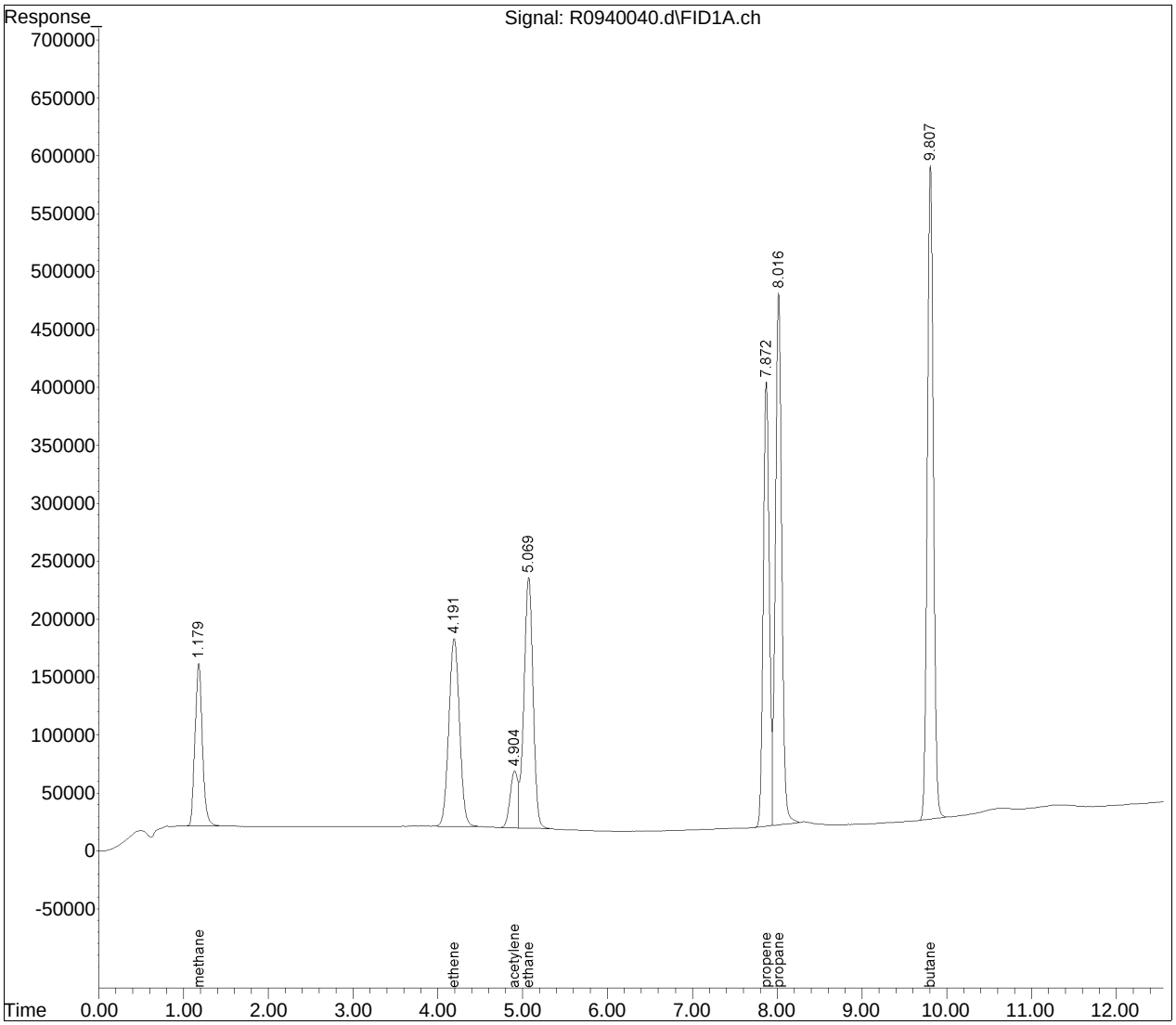

Manual Integration Report

Data Path	: O:\Forensics\Data\airlab9\	QMethod	: DG9_200511.M
Data File	: R0940040.d	Operator	: AIRLAB9:JT
Date Inj'd	: 1/31/2022 4:29 pm	Instrument	: Airlab9
Sample	: WG1599784-6,4,0.5,0.5	Quant Date	: 1/31/2022 5:11 pm

There are no manual integrations or false positives in this file.

Quantitation Report (QT Reviewed)

Data Path : O:\Forensics\Data\airlab9\2022\01\0131DG\
Data File : R0940027.d
Signal(s) : FID1A.ch
Acq On : 31 Jan 2022 11:22 am
Operator : AIRLAB9:JT
Sample : WG1599784-1,4,0.5,0.5
Misc : WG1599784,ICAL16772
ALS Vial : 2 Sample Multiplier: 1

Integration File: autoint1.e
Quant Time: Jan 31 12:14:16 2022
Quant Method : O:\Forensics\Data\airlab9\2022\01\0131DG\DG9_200511.M
Quant Title : Dissolved Gases
QLast Update : Tue May 12 07:13:18 2020
Response via : Initial Calibration
Integrator: ChemStation

Volume Inj. :
Signal Phase :
Signal Info :

Sub List : Default - All compounds listed

	Compound	R.T.	Response	Conc	Units
Target Compounds					
1)	methane	1.177	8483681	60.625	ug/L
2)	ethene	4.186	14385277	100.909	ug/L
3)	acetylene	4.904	2298658	77.315	ug/L
4)	ethane	5.066	16804142	106.753	ug/L
5)	propene	7.871	19537818	154.025	ug/L
6)	propane	8.016	25161032	168.729	ug/L
7)	butane	9.806	31810590	218.868	ug/L

(f)=RT Delta > 1/2 Window (m)=manual int.

Quantitation Report (QT Reviewed)

Data Path : O:\Forensics\Data\airlab9\2022\01\0131DG\
Data File : R0940027.d
Signal(s) : FID1A.ch
Acq On : 31 Jan 2022 11:22 am
Operator : AIRLAB9:JT
Sample : WG1599784-1,4,0.5,0.5
Misc : WG1599784,ICAL16772
ALS Vial : 2 Sample Multiplier: 1

Integration File: autoint1.e
Quant Time: Jan 31 12:14:16 2022
Quant Method : O:\Forensics\Data\airlab9\2022\01\0131DG\DG9_200511.M
Quant Title : Dissolved Gases
QLast Update : Tue May 12 07:13:18 2020
Response via : Initial Calibration
Integrator: ChemStation

Volume Inj. :
Signal Phase :
Signal Info :

Sub List : Default - All compounds listed

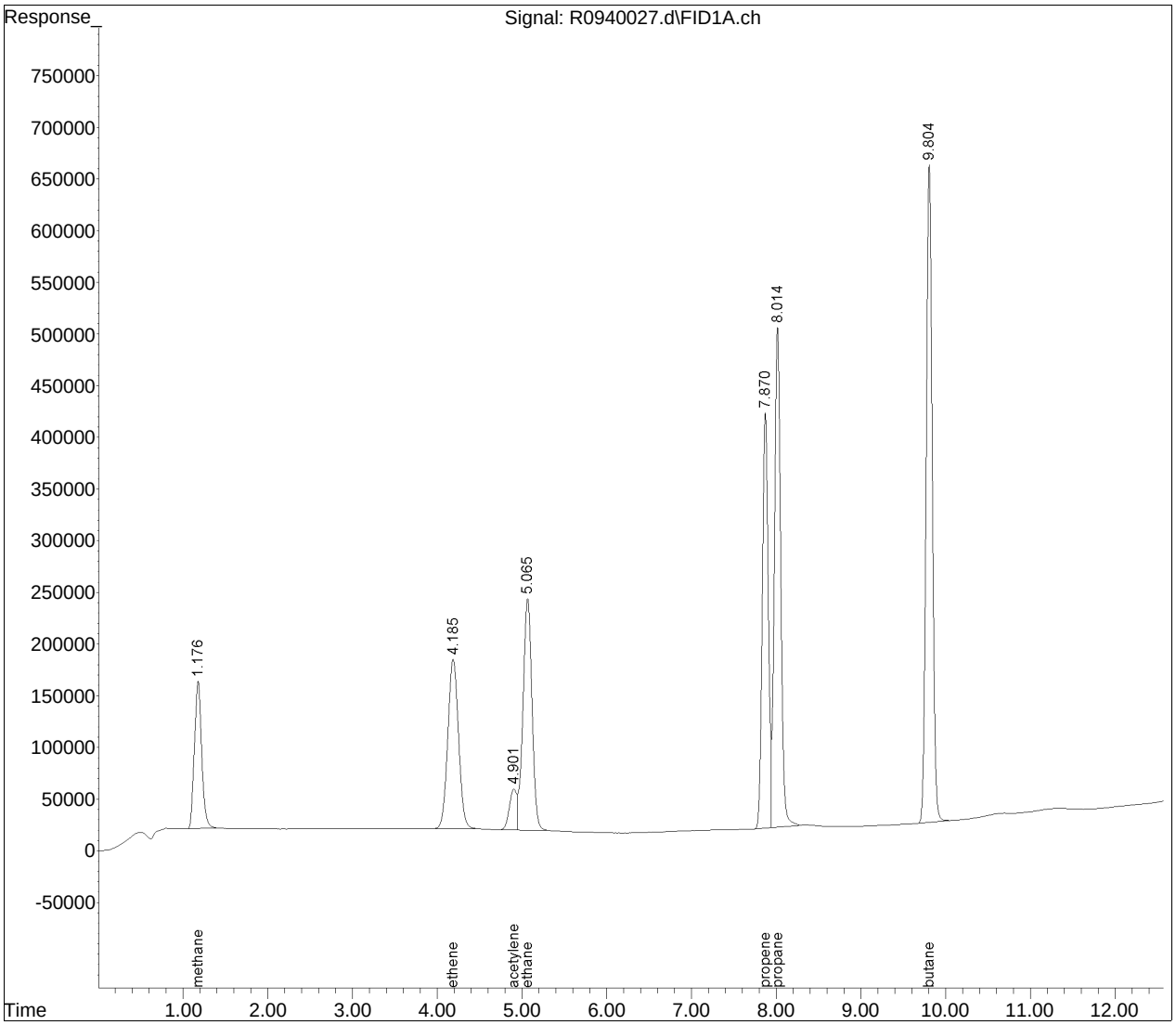

Manual Integration Report

Data Path	: O:\Forensics\Data\airlab9\	QMethod	: DG9_200511.M
Data File	: R0940027.d	Operator	: AIRLAB9:JT
Date Inj'd	: 1/31/2022 11:22 am	Instrument	: Airlab9
Sample	: WG1599784-1,4,0.5,0.5	Quant Date	: 1/31/2022 12:14 pm

There are no manual integrations or false positives in this file.

Volatiles Raw QC Data

Quantitation Report (QT Reviewed)

Data Path : O:\Forensics\Data\airlab9\2022\01\0131DG\
Data File : R0940028.d
Signal(s) : FID1A.ch
Acq On : 31 Jan 2022 11:45 am
Operator : AIRLAB9:JT
Sample : WG1599784-3,4,0.5,0.5
Misc : WG1599784,ICAL16772
ALS Vial : 3 Sample Multiplier: 1

Integration File: autoint1.e
Quant Time: Jan 31 12:16:26 2022
Quant Method : O:\Forensics\Data\airlab9\2022\01\0131DG\DG9_200511.M
Quant Title : Dissolved Gases
QLast Update : Tue May 12 07:13:18 2020
Response via : Initial Calibration
Integrator: ChemStation

Volume Inj. :
Signal Phase :
Signal Info :

Sub List : Default - All compounds listed

	Compound	R.T.	Response	Conc	Units	
Target Compounds						
1)	methane	0.000	0	N.D.	ug/L	
2)	ethene	0.000	0	N.D.	ug/L	
3)	acetylene	0.000	0	N.D.	ug/L	
4)	ethane	0.000	0	N.D.	ug/L	
5)	propene	0.000	0	N.D.	ug/L	
6)	propane	0.000	0	N.D.	ug/L	
7)	butane	9.805	133365	0.918	ug/L	M2

(f)=RT Delta > 1/2 Window (m)=manual int.

Quantitation Report (QT Reviewed)

Data Path : O:\Forensics\Data\airlab9\2022\01\0131DG\
Data File : R0940028.d
Signal(s) : FID1A.ch
Acq On : 31 Jan 2022 11:45 am
Operator : AIRLAB9:JT
Sample : WG1599784-3,4,0.5,0.5
Misc : WG1599784,ICAL16772
ALS Vial : 3 Sample Multiplier: 1

Integration File: autoint1.e
Quant Time: Jan 31 12:16:26 2022
Quant Method : O:\Forensics\Data\airlab9\2022\01\0131DG\DG9_200511.M
Quant Title : Dissolved Gases
QLast Update : Tue May 12 07:13:18 2020
Response via : Initial Calibration
Integrator: ChemStation

Volume Inj. :
Signal Phase :
Signal Info :

Sub List : Default - All compounds listed

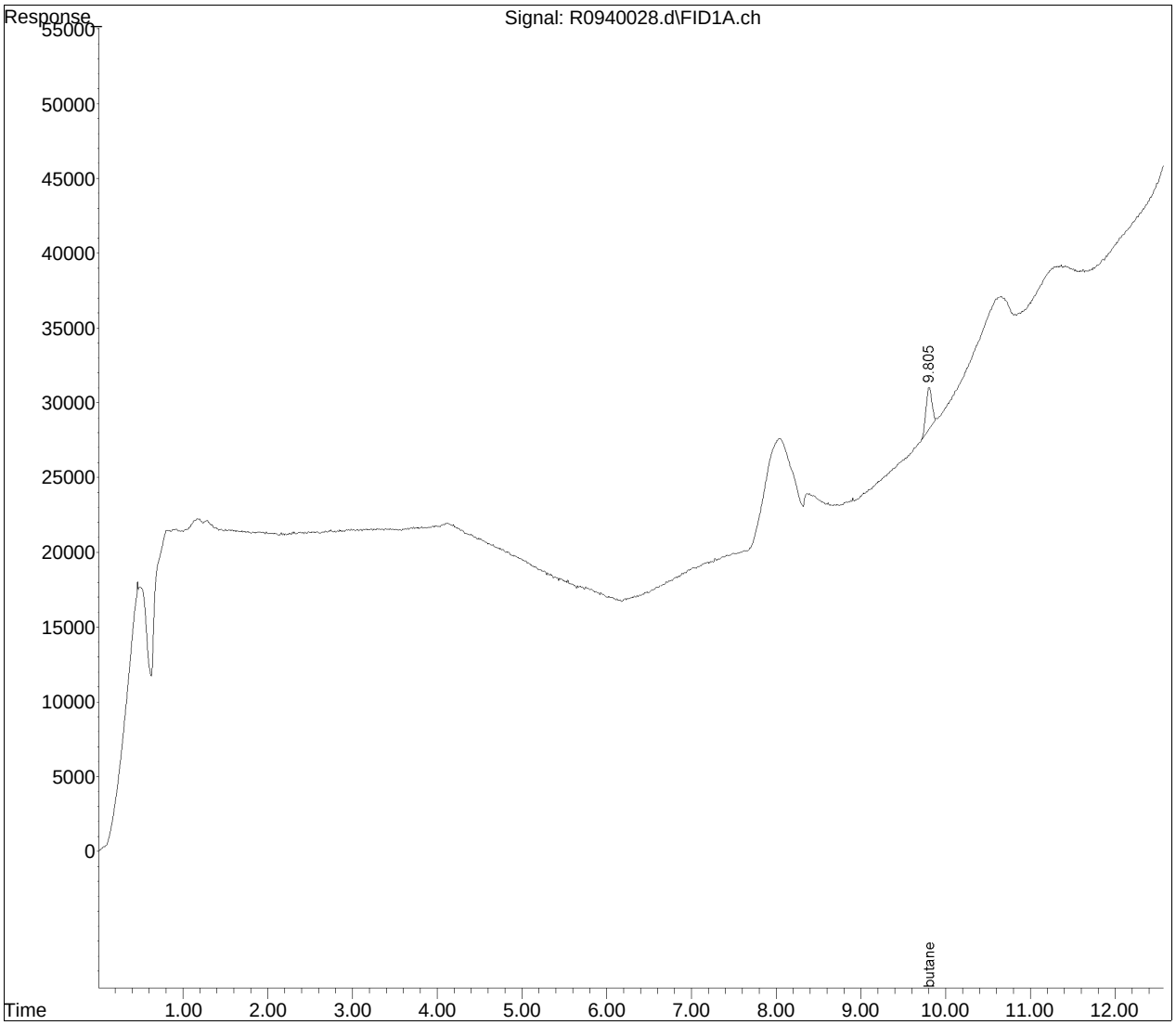

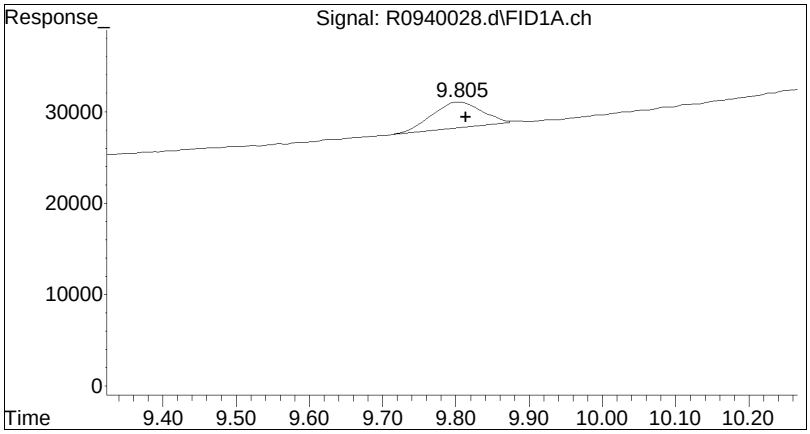

#7 butane

R.T.:	9.805 min
Delta R.T.:	-0.008 min
Response:	133365
Conc:	0.92 ug/L M2

Manual Integration Report

Data Path : O:\Forensics\Data\airlab9\QMethod : DG9_200511.M
Data File : R0940028.d Operator : AIRLAB9:JT
Date Inj'd : 1/31/2022 11:45 am Instrument : Airlab9
Sample : WG1599784-3,4,0.5,0.5 Quant Date : 1/31/2022 12:16 pm

Compound #7: butane

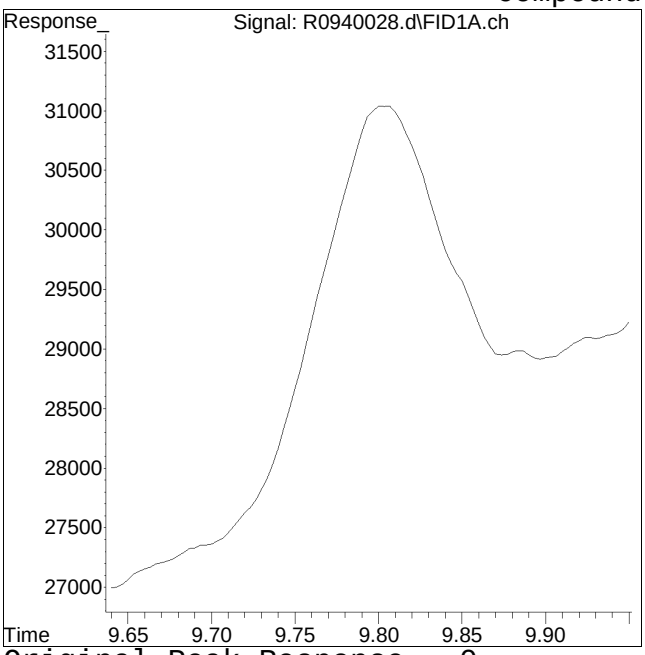

Original Peak Response = 0

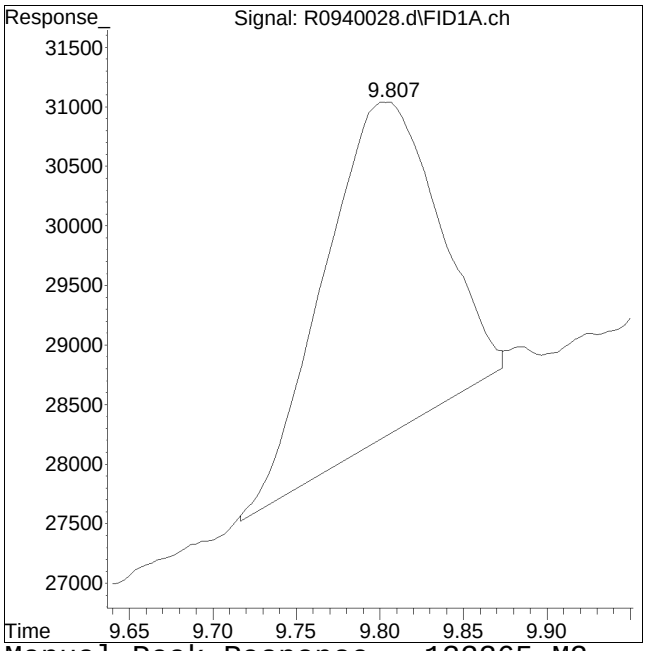

Manual Peak Response = 133365 M2

M2 = Peak not found by automatic integration algorithm.

Evaluate Continuing Calibration Report

Data Path : O:\Forensics\Data\airlab9\2022\01\0131DG\
Data File : R0940027.d
Signal(s) : FID1A.ch
Acq On : 31 Jan 2022 11:22 am
Operator : AIRLAB9:JT
Sample : WG1599784-2,4,0.5,0.5
Misc : WG1599784,ICAL16772
ALS Vial : 2 Sample Multiplier: 1

Integration File: autoint1.e
Quant Time: Jan 31 12:14:16 2022
Quant Method : O:\Forensics\Data\airlab9\2022\01\0131DG\DG9_200511.M
Quant Title : Dissolved Gases
QLast Update : Tue May 12 07:13:18 2020
Response via : Initial Calibration
Integrator: ChemStation

Volume Inj. :
Signal Phase :
Signal Info :

Min. RRF : 0.000 Min. Rel. Area : 80% Max. R.T. Dev 0.50min
Max. RRF Dev : 20% Max. Rel. Area : 120%

	Compound	Amount	Calc.	%Dev	Area%	Dev(Min)
1	methane	54.600	60.625	-11.0	109	0.00
2	ethene	95.500	100.909	-5.7	115	0.04
3	acetylene	88.700	77.315	12.8	90	0.04
4	ethane	102.000	106.753	-4.7	114	0.03
5	propene	143.000	154.025	-7.7	124	0.00
6	propane	150.000	168.729	-12.5	128	0.00
7	butane	198.000	218.868	-10.5	131	0.00

Evaluate Continuing Calibration Report - Not Founds

* Evaluation of CC level amount vs concentration.
(#) = Out of Range SPCC's out = 0 CCC's out = 0

Quantitation Report (QT Reviewed)

Data Path : O:\Forensics\Data\airlab9\2022\01\0131DG\
Data File : R0940027.d
Signal(s) : FID1A.ch
Acq On : 31 Jan 2022 11:22 am
Operator : AIRLAB9:JT
Sample : WG1599784-2,4,0.5,0.5
Misc : WG1599784,ICAL16772
ALS Vial : 2 Sample Multiplier: 1

Integration File: autoint1.e
Quant Time: Jan 31 12:14:16 2022
Quant Method : O:\Forensics\Data\airlab9\2022\01\0131DG\DG9_200511.M
Quant Title : Dissolved Gases
QLast Update : Tue May 12 07:13:18 2020
Response via : Initial Calibration
Integrator: ChemStation

Volume Inj. :
Signal Phase :
Signal Info :

Sub List : Default - All compounds listed

	Compound	R.T.	Response	Conc	Units
Target Compounds					
1)	methane	1.177	8483681	60.625	ug/L
2)	ethene	4.186	14385277	100.909	ug/L
3)	acetylene	4.904	2298658	77.315	ug/L
4)	ethane	5.066	16804142	106.753	ug/L
5)	propene	7.871	19537818	154.025	ug/L
6)	propane	8.016	25161032	168.729	ug/L
7)	butane	9.806	31810590	218.868	ug/L

(f)=RT Delta > 1/2 Window (m)=manual int.

Quantitation Report (QT Reviewed)

Data Path : O:\Forensics\Data\airlab9\2022\01\0131DG\
Data File : R0940027.d
Signal(s) : FID1A.ch
Acq On : 31 Jan 2022 11:22 am
Operator : AIRLAB9:JT
Sample : WG1599784-2,4,0.5,0.5
Misc : WG1599784,ICAL16772
ALS Vial : 2 Sample Multiplier: 1

Integration File: autoint1.e
Quant Time: Jan 31 12:14:16 2022
Quant Method : O:\Forensics\Data\airlab9\2022\01\0131DG\DG9_200511.M
Quant Title : Dissolved Gases
QLast Update : Tue May 12 07:13:18 2020
Response via : Initial Calibration
Integrator: ChemStation

Volume Inj. :
Signal Phase :
Signal Info :

Sub List : Default - All compounds listed

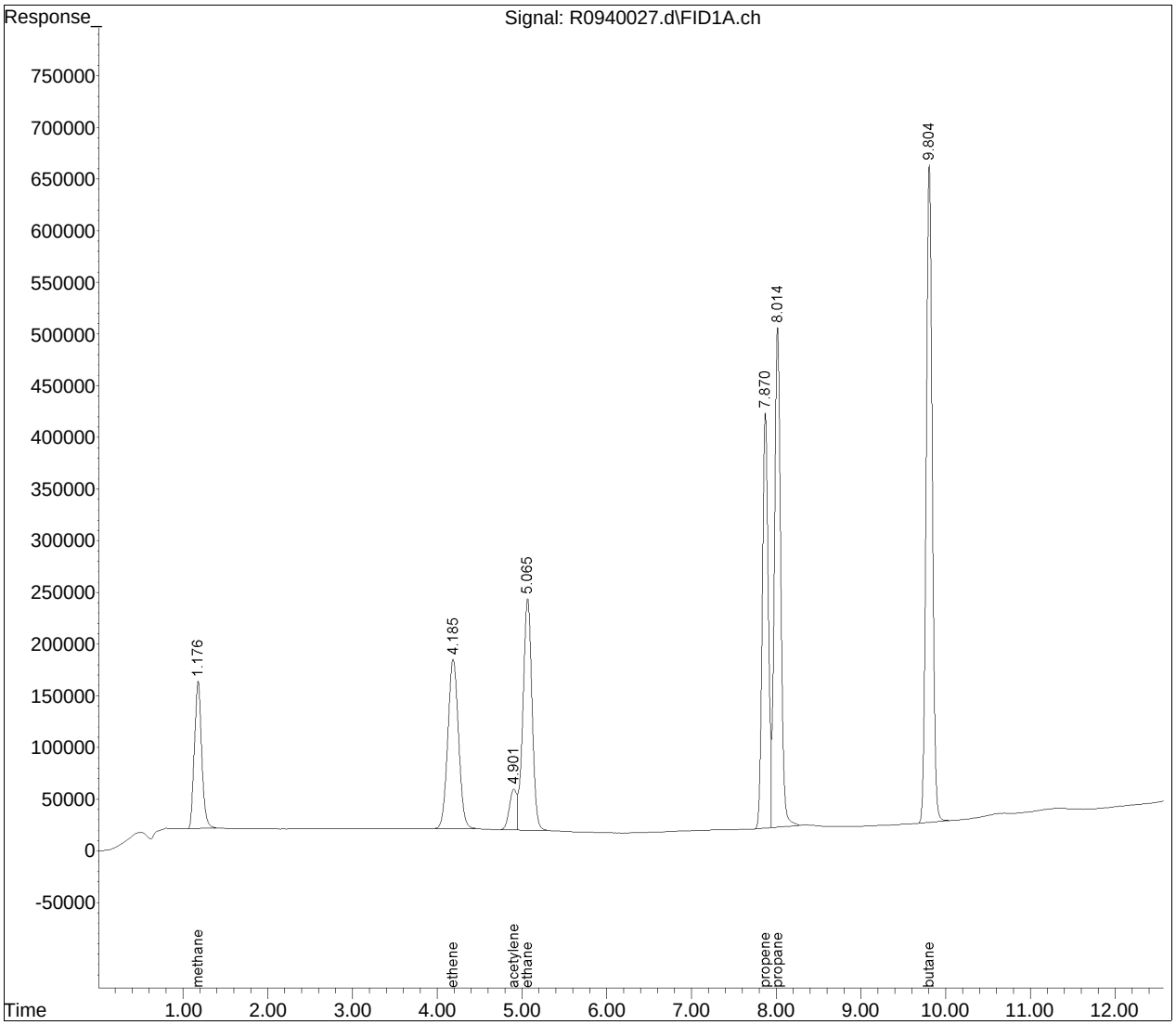

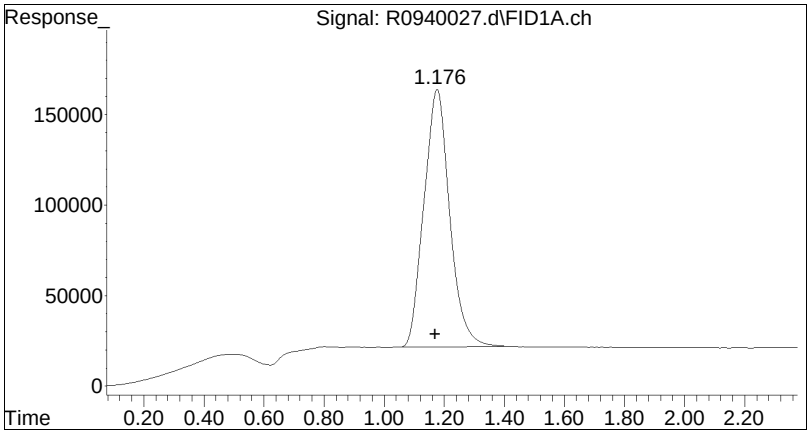

#1 methane

R.T.:	1.177 min
Delta R.T.:	0.007 min
Response:	8483681
Conc:	60.62 ug/L

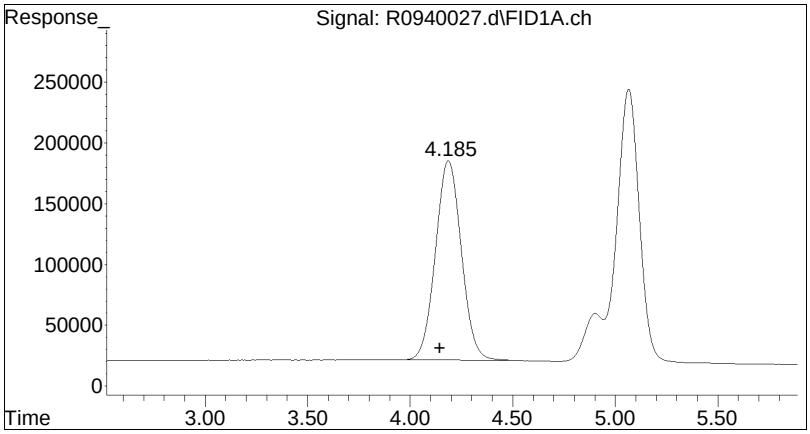

#2 ethene

R.T.: 4.186 min
Delta R.T.: 0.040 min
Response: 14385277
Conc: 100.91 ug/L

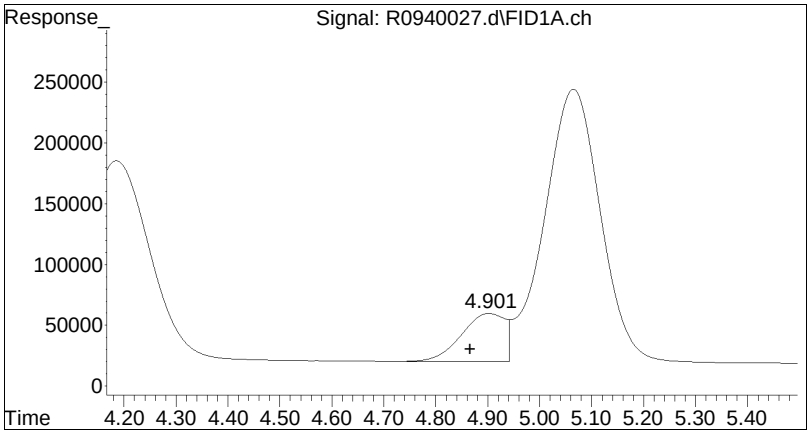

#3 acetylene

R.T.:	4.904 min
Delta R.T.:	0.037 min
Response:	2298658
Conc:	77.31 ug/L

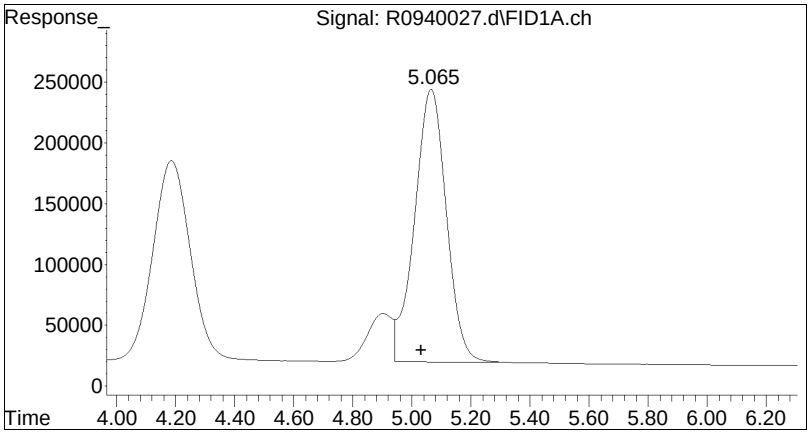

#4 ethane

R.T.: 5.066 min
Delta R.T.: 0.034 min
Response: 16804142
Conc: 106.75 ug/L

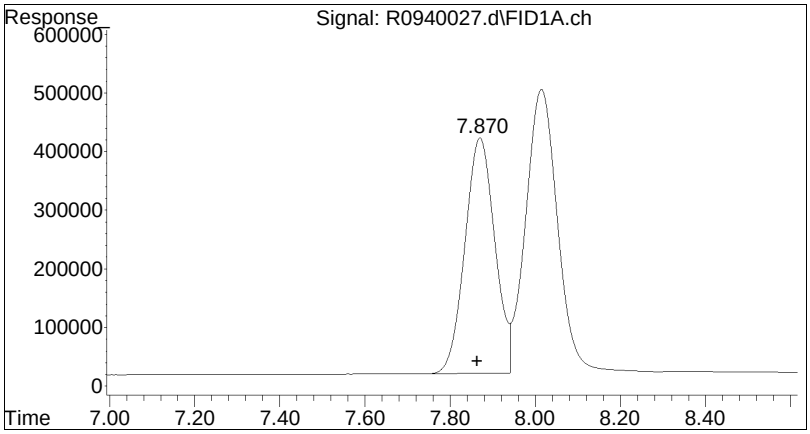

#5 propene

R.T.: 7.871 min
Delta R.T.: 0.007 min
Response: 19537818
Conc: 154.02 ug/L

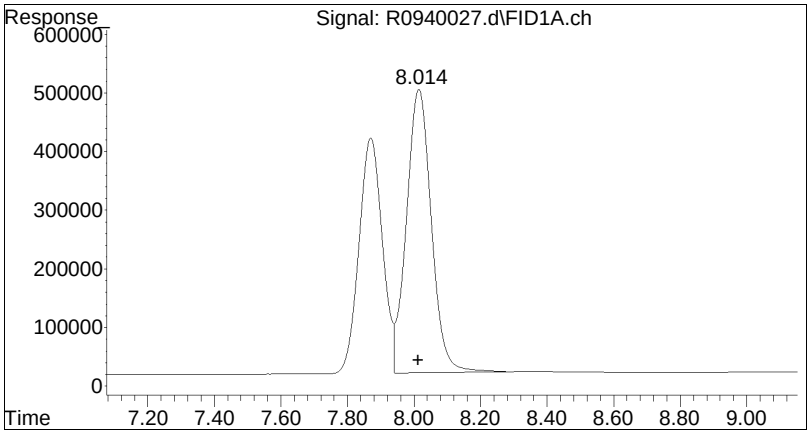

#6 propane

R.T.: 8.016 min
Delta R.T.: 0.003 min
Response: 25161032
Conc: 168.73 ug/L

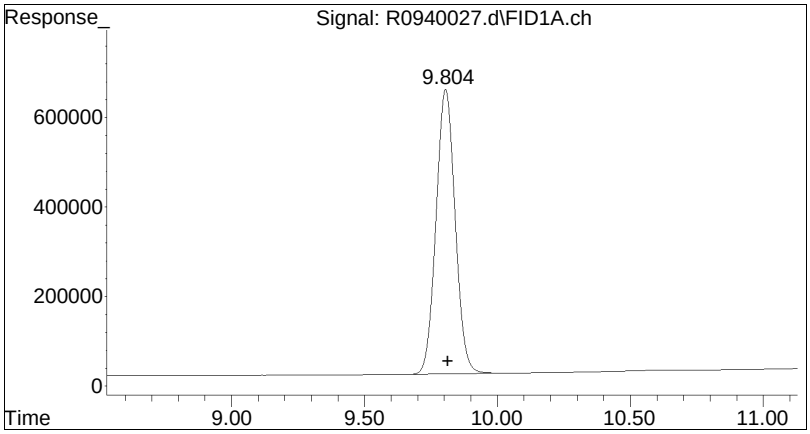

#7 butane

R.T.: 9.806 min
Delta R.T.: -0.007 min
Response: 31810590
Conc: 218.87 ug/L

Manual Integration Report

Data Path	: O:\Forensics\Data\airlab9\	QMethod	: DG9_200511.M
Data File	: R0940027.d	Operator	: AIRLAB9:JT
Date Inj'd	: 1/31/2022 11:22 am	Instrument	: Airlab9
Sample	: WG1599784-2,4,0.5,0.5	Quant Date	: 1/31/2022 12:14 pm

There are no manual integrations or false positives in this file.

Quantitation Report (QT Reviewed)

Data Path : O:\Forensics\Data\airlab9\2022\01\0131DG\
Data File : R0940038.d
Signal(s) : FID1A.ch
Acq On : 31 Jan 2022 3:53 pm
Operator : AIRLAB9:JT
Sample : WG1599784-4,4,0.5,0.5
Misc : WG1599784,ICAL16772
ALS Vial : 13 Sample Multiplier: 1

Integration File: autoint1.e
Quant Time: Jan 31 17:10:56 2022
Quant Method : O:\Forensics\Data\airlab9\2022\01\0131DG\DG9_200511.M
Quant Title : Dissolved Gases
QLast Update : Tue May 12 07:13:18 2020
Response via : Initial Calibration
Integrator: ChemStation

Volume Inj. :
Signal Phase :
Signal Info :

Sub List : Ethene - All compounds listed

	Compound	R.T.	Response	Conc	Units
Target Compounds					
2)	ethene	4.196	14586024	102.317	ug/L

(f)=RT Delta > 1/2 Window (m)=manual int.

Quantitation Report (QT Reviewed)

Data Path : O:\Forensics\Data\airlab9\2022\01\0131DG\
Data File : R0940038.d
Signal(s) : FID1A.ch
Acq On : 31 Jan 2022 3:53 pm
Operator : AIRLAB9:JT
Sample : WG1599784-4,4,0.5,0.5
Misc : WG1599784,ICAL16772
ALS Vial : 13 Sample Multiplier: 1

Integration File: autoint1.e
Quant Time: Jan 31 17:10:56 2022
Quant Method : O:\Forensics\Data\airlab9\2022\01\0131DG\DG9_200511.M
Quant Title : Dissolved Gases
QLast Update : Tue May 12 07:13:18 2020
Response via : Initial Calibration
Integrator: ChemStation

Volume Inj. :
Signal Phase :
Signal Info :

Sub List : Ethene - All compounds listed

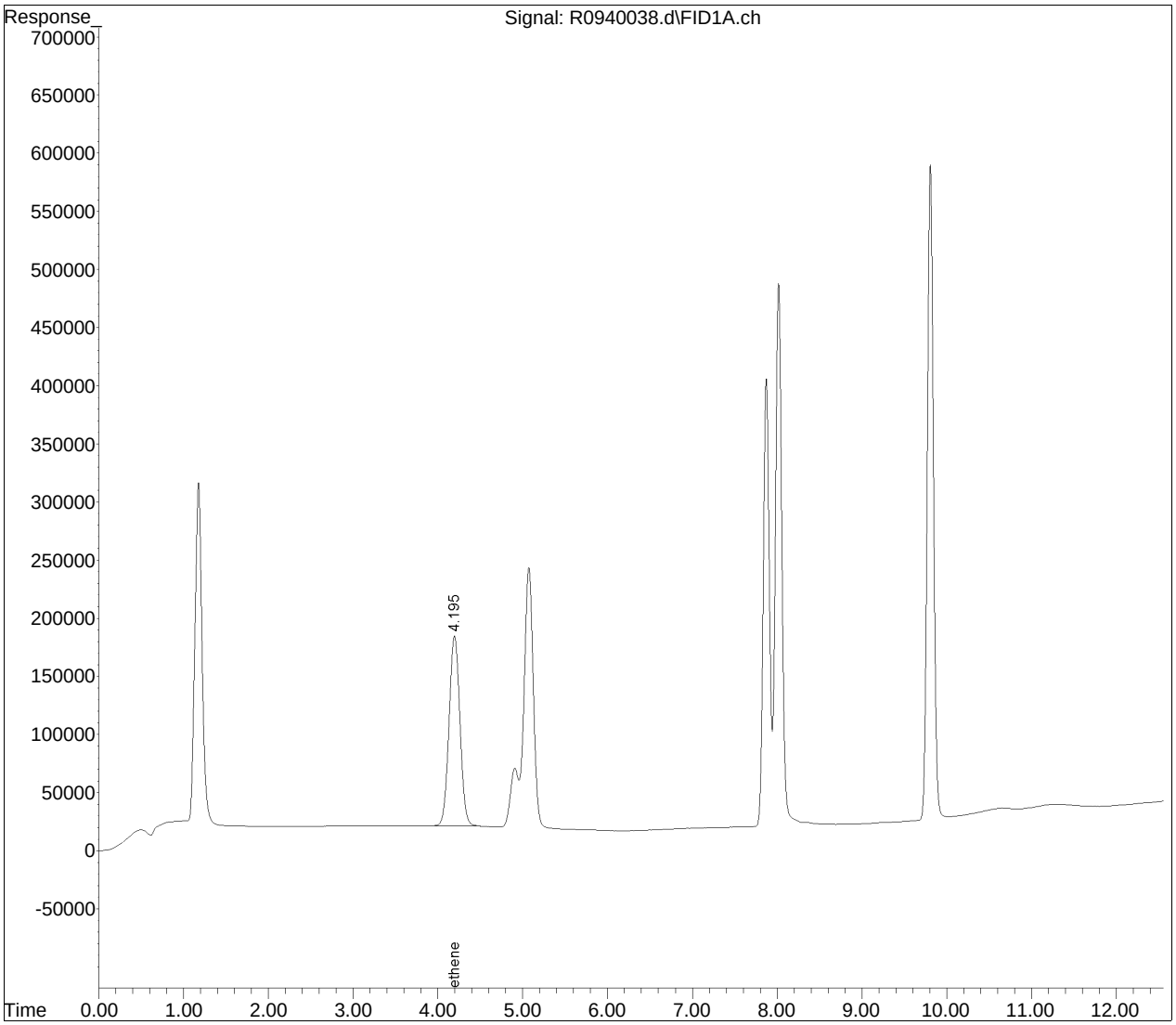

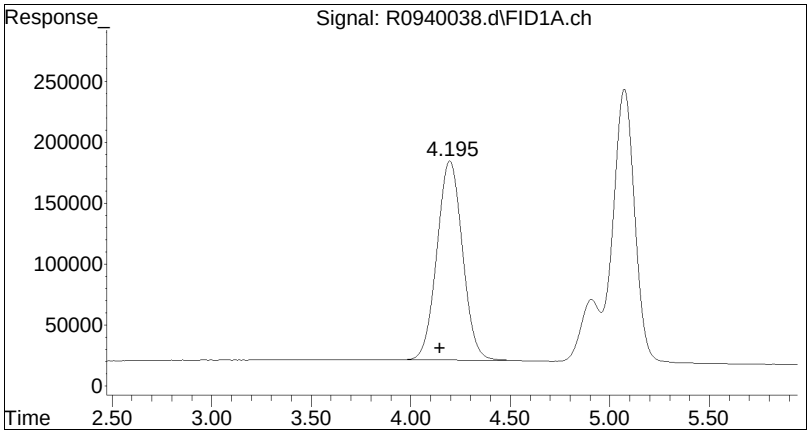

#2 ethene

R.T.: 4.196 min
Delta R.T.: 0.049 min
Response: 14586024
Conc: 102.32 ug/L

Manual Integration Report

Data Path	: O:\Forensics\Data\airlab9\	QMethod	: DG9_200511.M
Data File	: R0940038.d	Operator	: AIRLAB9:JT
Date Inj'd	: 1/31/2022 3:53 pm	Instrument	: Airlab9
Sample	: WG1599784-4,4,0.5,0.5	Quant Date	: 1/31/2022 5:10 pm

There are no manual integrations or false positives in this file.

Calculation of Volatile Organic Compounds in Air

The instrument will calculate the concentration (ppbv). If the sample is diluted (DF), the result is multiplied by the DF to generate the final result.

Result, ppbv = C_s x DF
Where:
C_s = Concentration of sample (ppbv)
DF = Dilution Factor

Calculation of Instrument Dilution Factor

For dilutions, smaller sample volumes (< 250mL) are analyzed. The smallest volume that can be analyzed with accuracy is 10 mL.

Samples that arrive at the laboratory with pressures below -15 inches Hg must be pressurized with zero air to greater than -15 inches Hg. This pressurization results in a dilution factor.

Calculation of Dilution Factor
$DF = V_{cf} / V_{ci}$
Where:
V_{ci} = volume of air in canister prior to pressurization, L
P =

Conversion of ppbv to ug/m^3
ug/m^3 = (ppbv) * MW / 24.47
Where:
24.47 = molar gas constant (g/g-mole)
MW = molecular weight of the compound of interest

Dilution Factor for Pressurization of Subatmospheric Samples: Three Steps

Step 1: Calculate the volume in the canister prior to pressurization (Assume a 2.7 liter canister is used).

Dilution Factor for Pressurization of Subatmospheric Samples: Three Steps

Step 1: Calculate the volume in the canister prior to pressurization (Assume a 2.7 liter canister is used).

$V_{ci} = 2.7 * Pl/14.696$

Step 2: Calculate the volume in the canister after pressurization.

$V_{cf} = 2.7 * PF/14.696$

Step 3: Calculate the dilution factor.

$DF = V_{cf} / V_{ci}$

Where:

V_{ci} = volume of air in canister prior to pressurization, L
PI = pressure reading of canister prior to pressurization (psia)
V_{cf} = volume of air in canister after pressurization, L
PF = pressure reading of canister after pressurization (psia)
DF = dilution factor
14.696 = atmospheric pressure (psia)

ALPHA ANALYTICAL LABORATORIES, INC.

Alpha WORK GROUP REPORT (wk02)

Feb 01 2022, 01:27 pm

Work Group: WG1599784 for Department: 4 Gas Chromatography

Created: 31-JAN-22 Due: Operator: JT

Sample	Client ID	C	Product	Matrix	Stat	UA	HOLD	DUE	PR	Location
L2204289-01	MW-23	S	DISSGAS	WATER	DONE	U	0209	0201	S0	Vial-B-20
L2204289-02	MW-21	S	DISSGAS	WATER	DONE	U	0209	0201	S0	Vial-B-20
L2204289-03	DUP_01262022	S	DISSGAS	WATER	DONE	U	0209	0201	S0	Vial-B-20
L2204289-04	MW-24I	S	DISSGAS	WATER	DONE	U	0209	0201	S0	Vial-B-20
L2204289-05	MW-20	S	DISSGAS	WATER	DONE	U	0209	0201	S0	Vial-B-20
L2204289-06	MW-10	S	DISSGAS	WATER	DONE	U	0209	0201	S0	Vial-B-20
L2204289-07	FB-01262022	S	DISSGAS	WATER	DONE	U	0209	0201	S0	Vial-B-20
L2204289-08	MW-25I	S	DISSGAS	WATER	DONE	U	0209	0201	S0	Vial-B-20
L2204289-10	MW-D2I	S	DISSGAS	WATER	DONE	U	0209	0201	S0	Vial-B-20
WG1599784-1	Continuing Calibrati	S	DISSGAS	WATER	DONE	U				
WG1599784-2	Laboratory Control S	S	DISSGAS	WATER	DONE	U				
WG1599784-3	Laboratory Method Bl	S	DISSGAS	WATER	DONE	U				
WG1599784-4	Matrix Spike	S	DISSGAS	WATER	DONE	U				
WG1599784-5	Matrix Spike Duplica	S	DISSGAS	WATER	DONE	U				
WG1599784-6	Continuing Calibrati	S	DISSGAS	WATER	DONE	U				
WG1599784-7	Continuing Calibrati	S	DISSGAS	WATER	DACQ	U				

Comments:

WG1599784-4	L2204289-01
WG1599784-5	L2204289-01

Alpha Analytical Air Lab
Instrument Run Log

Instrument ID: Airlab9

Date: 05/11/2020_I

Analyst Initials: AW/AR

ICAL LOT #: CSS20-001

LCS LOT #: CSS19-009

EM Voltage: NA

pH LOT#: 10BDH5291

DISSGAS ICAL#: 16682

DISSGAS-CO2 ICAL#: 14290

Position #	Sample ID	Acquisition Method	Data File ID	Misc Info	Comment
1	BLANK	DISSGAS	R0932149	BLANK	
2	IDISSGASSTD01	DISSGAS	R0932150	5X OF STD02	
2	IDISSGASSTD02	DISSGAS	R0932151	350 uL of SS20-016B	
3	IDISSGASSTD03	DISSGAS	R0932152	2X OF STD04	
3	IDISSGASSTD04	DISSGAS	R0932153	125 uL of SS20-016A	
4	IDISSGASSTD05	DISSGAS	R0932154	5X OF STD07	
4	IDISSGASSTD06	DISSGAS	R0932155	2X OF STD07	
4	IDISSGASSTD07	DISSGAS	R0932156	5000 uL of SS20-016A	
5	IDISSGASSTD08	DISSGAS	R0932157	500 uL of CSS18-008	
6	BLANK	DISSGAS	R0932158	BLANK	
7	CDISSGASTD04	DISSGAS	R0932159	125 uL of CSS19-019	

Alpha Analytical Air Lab
Instrument Run Log

Alpha Analytical Air Lab
Instrument Run Log

Instrument ID: Airlab9 | CCAL LOT #: SS21-026A

Date: 01/31/22 | LCS LOT #: CSS21-013

Analyst Initials: JT | EM Voltage: NA

pH LOT#: 10BDH3101

DISSGAS ICAL#: 16772 | DISSGAS-CO2 ICAL#: 16789

AS Position #	Sample ID	Acquisition Method	Data File ID	Misc Info	Comment
1	BLANK	DISSGAS-E	R0940026	WG,ICAL16772	BLANK
2	CCAL/LCS	DISSGAS	R0940027	WG,ICAL16772	CCAL/LCS
3	BLANK	DISSGAS	R0940028	WG,ICAL16772	BLANK
4	L2204289-01,4,0.5,0.5	DISSGAS	R0940029	WG1599784,ICAL16772	pH<2
5	L2204289-02,4,0.5,0.5	DISSGAS	R0940030	WG1599784,ICAL16772	pH<2
6	L2204289-03,4,0.5,0.5	DISSGAS	R0940031	WG1599784,ICAL16772	pH<2
7	L2204289-04,4,0.5,0.5	DISSGAS	R0940032	WG1599784,ICAL16772	pH<2
8	L2204289-05,4,0.5,0.5	DISSGAS	R0940033	WG1599784,ICAL16772	pH<2
9	L2204289-06,4,0.5,0.5	DISSGAS	R0940034	WG1599784,ICAL16772	pH<2
10	L2204289-07,4,0.5,0.5	DISSGAS	R0940035	WG1599784,ICAL16772	pH<2
11	L2204289-08,4,0.5,0.5	DISSGAS	R0940036	WG1599784,ICAL16772	pH<2
12	L2204289-10,4,0.5,0.5	DISSGAS	R0940037	WG1599784,ICAL16772	**pH>2**
13	WG1599784-4,4,0.5,0.5	DISSGAS	R0940038	WG1599784,ICAL16772	MS
13	WG1599784-5,4,0.5,0.5	DISSGAS	R0940039	WG1599784,ICAL16772	MSD
14	WG1599784-6,4,0.5,0.5	DISSGAS	R0940040	WG1599784,ICAL16772	CCAL/LCS
15	BB-IDC-01	DISSGAS	R0940041	WG,ICAL16772	IDC
16	BB-IDC-02	DISSGAS	R0940042	WG,ICAL16772	IDC
17	BB-IDC-03	DISSGAS	R0940043	WG,ICAL16772	IDC
18	BB-IDC-04	DISSGAS	R0940044	WG,ICAL16772	IDC

Alpha Analytical Air Lab
Instrument Run Log

GC/MS 8260
Analysis

Volatiles QC Summary

Surrogate Recovery Summary
Form 2
Volatiles

Client: Roux Env. Eng. & Geology, DPC
Project Name: PFIZER

Lab Number: L2204289
Project Number: 0047.0044Y047
Matrix: Water

CLIENT ID (LAB SAMPLE NO.)	SMC1 DCA	SMC2 TOL	SMC3 BFB	SMC4 DBFM	TOT OUT
MW-23 (L2204289-01)	108	99	99	108	0
MW-21 (L2204289-02)	109	99	97	106	0
DUP_01262022 (L2204289-03)	109	100	100	108	0
MW-24I (L2204289-04)	108	100	97	109	0
MW-24I (L2204289-04D)	102	90	91	107	0
MW-20 (L2204289-05)	108	101	101	109	0
MW-10 (L2204289-06)	111	98	99	104	0
FB-01262022 (L2204289-07)	108	99	101	110	0
MW-25I (L2204289-08)	111	98	103	107	0
TB-01262022 (L2204289-09)	111	99	101	112	0
MW-D2I (L2204289-10D)	110	97	99	109	0
WG1600155-3LCS	106	101	95	103	0
WG1600155-4LCSD	104	100	92	103	0
WG1600155-5BLANK	108	99	99	107	0
MW-23MS	104	99	96	101	0
MW-23MSD	102	99	97	102	0
WG1600175-3LCS	102	95	90	102	0
WG1600175-4LCSD	101	96	91	102	0
WG1600175-5BLANK	102	91	92	108	0

QC LIMITS

(70-130) DCA = 1,2-DICHLOROETHANE-D4
(70-130) TOL = TOLUENE-D8
(70-130) BFB = 4-BROMOFLUOROBENZENE
(70-130) DBFM = DIBROMOFLUOROMETHANE

*** Values outside of QC limits**

FORM II NYTCL-8260

Laboratory Control Sample Summary
Form 3
Volatiles

Client	: Roux Env. Eng. & Geology, DPC	**Lab Number**	: L2204289
Project Name	: PFIZER	**Project Number**	: 0047.0044Y047
Matrix	: WATER		
LCS Sample ID	: WG1600155-3 **Analysis Date** : 01/28/22 11:38	**File ID**	: V08220128A01
LCSD Sample ID	: WG1600155-4 **Analysis Date** : 01/28/22 11:58	**File ID**	: V08220128A02

	Laboratory Control Sample			Laboratory Control Duplicate					
Parameter	True (ug/l)	Found (ug/l)	%R	True (ug/l)	Found (ug/l)	%R	RPD	Recovery Limits	RPD Limit
Methylene chloride	10	10	100	10	9.4	94	6	70-130	20
1,1-Dichloroethane	10	9.0	90	10	8.9	89	1	70-130	20
Chloroform	10	8.9	89	10	8.8	88	1	70-130	20
Carbon tetrachloride	10	7.3	73	10	7.5	75	3	63-132	20
Tetrachloroethene	10	7.8	78	10	7.6	76	3	70-130	20
Chlorobenzene	10	9.0	90	10	8.6	86	5	75-130	20
1,2-Dichloroethane	10	9.1	91	10	9.0	90	1	70-130	20
1,1,1-Trichloroethane	10	7.7	77	10	7.6	76	1	67-130	20
Benzene	10	8.7	87	10	8.7	87	0	70-130	20
Toluene	10	8.8	88	10	8.4	84	5	70-130	20
Ethylbenzene	10	8.6	86	10	8.3	83	4	70-130	20
Vinyl chloride	10	8.0	80	10	7.9	79	1	55-140	20
1,1-Dichloroethene	10	7.7	77	10	7.5	75	3	61-145	20
trans-1,2-Dichloroethene	10	8.5	85	10	8.2	82	4	70-130	20
Trichloroethene	10	8.4	84	10	8.5	85	1	70-130	20
1,2-Dichlorobenzene	10	9.1	91	10	8.1	81	12	70-130	20
1,3-Dichlorobenzene	10	8.9	89	10	8.0	80	11	70-130	20
1,4-Dichlorobenzene	10	8.8	88	10	7.9	79	11	70-130	20
Methyl tert butyl ether	10	8.6	86	10	8.2	82	5	63-130	20
p/m-Xylene	20	17	85	20	17	85	0	70-130	20
o-Xylene	20	18	90	20	17	85	6	70-130	20
cis-1,2-Dichloroethene	10	8.6	86	10	8.5	85	1	70-130	20
Acetone	10	11	110	10	10	100	10	58-148	20
2-Butanone	10	9.5	95	10	8.8	88	8	63-138	20
n-Butylbenzene	10	8.2	82	10	7.4	74	10	53-136	20
sec-Butylbenzene	10	8.3	83	10	7.4	74	11	70-130	20

Laboratory Control Sample Summary
Form 3
Volatiles

Client	: Roux Env. Eng. & Geology, DPC	**Lab Number**	: L2204289
Project Name	: PFIZER	**Project Number**	: 0047.0044Y047
Matrix	: WATER		
LCS Sample ID	: WG1600155-3 **Analysis Date** : 01/28/22 11:38	**File ID**	: V08220128A01
LCSD Sample ID	: WG1600155-4 **Analysis Date** : 01/28/22 11:58	**File ID**	: V08220128A02

	Laboratory Control Sample			Laboratory Control Duplicate					
Parameter	True (ug/l)	Found (ug/l)	%R	True (ug/l)	Found (ug/l)	%R	RPD	Recovery Limits	RPD Limit
tert-Butylbenzene	10	8.2	82	10	7.3	73	12	70-130	20
n-Propylbenzene	10	8.4	84	10	7.6	76	10	69-130	20
1,3,5-Trimethylbenzene	10	8.4	84	10	7.5	75	11	64-130	20
1,2,4-Trimethylbenzene	10	8.4	84	10	7.4	74	13	70-130	20
1,4-Dioxane	500	480	96	500	420	84	13	56-162	20

Laboratory Control Sample Summary
Form 3
Volatiles

Client	: Roux Env. Eng. & Geology, DPC	**Lab Number**	: L2204289
Project Name	: PFIZER	**Project Number**	: 0047.0044Y047
Matrix	: WATER		
LCS Sample ID	: WG1600175-3 **Analysis Date** : 02/01/22 07:19	**File ID**	: V05220201A01
LCSD Sample ID	: WG1600175-4 **Analysis Date** : 02/01/22 07:41	**File ID**	: V05220201A02

	Laboratory Control Sample			Laboratory Control Duplicate					
Parameter	True (ug/l)	Found (ug/l)	%R	True (ug/l)	Found (ug/l)	%R	RPD	Recovery Limits	RPD Limit
Methylene chloride	10	9.5	95	10	9.3	93	2	70-130	20
1,1-Dichloroethane	10	9.6	96	10	9.5	95	1	70-130	20
Chloroform	10	9.8	98	10	9.8	98	0	70-130	20
Carbon tetrachloride	10	10	100	10	10	100	0	63-132	20
Tetrachloroethene	10	12	120	10	11	110	9	70-130	20
Chlorobenzene	10	10	100	10	10	100	0	75-130	20
1,2-Dichloroethane	10	9.5	95	10	9.6	96	1	70-130	20
1,1,1-Trichloroethane	10	11	110	10	11	110	0	67-130	20
Benzene	10	10	100	10	10	100	0	70-130	20
Toluene	10	10	100	10	10	100	0	70-130	20
Ethylbenzene	10	10	100	10	10	100	0	70-130	20
Vinyl chloride	10	9.5	95	10	9.4	94	1	55-140	20
1,1-Dichloroethene	10	11	110	10	11	110	0	61-145	20
trans-1,2-Dichloroethene	10	11	110	10	11	110	0	70-130	20
Trichloroethene	10	10	100	10	10	100	0	70-130	20
1,2-Dichlorobenzene	10	10	100	10	10	100	0	70-130	20
1,3-Dichlorobenzene	10	10	100	10	10	100	0	70-130	20
1,4-Dichlorobenzene	10	10	100	10	10	100	0	70-130	20
Methyl tert butyl ether	10	10	100	10	11	110	10	63-130	20
p/m-Xylene	20	22	110	20	22	110	0	70-130	20
o-Xylene	20	21	105	20	21	105	0	70-130	20
cis-1,2-Dichloroethene	10	10	100	10	10	100	0	70-130	20
Acetone	10	9.8	98	10	9.3	93	5	58-148	20
2-Butanone	10	10	100	10	9.6	96	4	63-138	20
n-Butylbenzene	10	9.6	96	10	9.6	96	0	53-136	20
sec-Butylbenzene	10	10	100	10	10	100	0	70-130	20

Laboratory Control Sample Summary
Form 3
Volatiles

Client	: Roux Env. Eng. & Geology, DPC	**Lab Number**	: L2204289
Project Name	: PFIZER	**Project Number**	: 0047.0044Y047
Matrix	: WATER		
LCS Sample ID	: WG1600175-3 **Analysis Date** : 02/01/22 07:19	**File ID**	: V05220201A01
LCSD Sample ID	: WG1600175-4 **Analysis Date** : 02/01/22 07:41	**File ID**	: V05220201A02

	Laboratory Control Sample			Laboratory Control Duplicate					
Parameter	True (ug/l)	Found (ug/l)	%R	True (ug/l)	Found (ug/l)	%R	RPD	Recovery Limits	RPD Limit
tert-Butylbenzene	10	10	100	10	10	100	0	70-130	20
n-Propylbenzene	10	9.9	99	10	9.9	99	0	69-130	20
1,3,5-Trimethylbenzene	10	9.7	97	10	9.7	97	0	64-130	20
1,2,4-Trimethylbenzene	10	9.7	97	10	9.8	98	1	70-130	20
1,4-Dioxane	500	680	136	500	640	128	6	56-162	20

Matrix Spike Sample Summary
Form 3
Volatiles

Client	: Roux Env. Eng. & Geology, DPC	**Lab Number**	: L2204289
Project Name	: PFIZER	**Project Number**	: 0047.0044Y047
Client Sample ID	: MW-23	**Matrix**	: WATER
Lab Sample ID	: L2204289-01	**Analysis Date**	: 01/28/22 16:43
Matrix Spike	: WG1600155-6	**MS Analysis Date**	: 01/28/22 20:06
Matrix Spike Dup	: WG1600155-7	**MSD Analysis Date**	: 01/28/22 20:26

		Matrix Spike Sample			Matrix Spike Duplicate					
Parameter	Sample Conc. (ug/l)	Spike Added (ug/l)	Spike Conc. (ug/l)	%R	Spike Added (ug/l)	Spike Conc. (ug/l)	%R	RPD	Recovery Limits	RPD Limit
Methylene chloride	ND	10	8.5	85	10	9.6	96	12	70-130	20
1,1-Dichloroethane	ND	10	8.2	82	10	9.4	94	14	70-130	20
Chloroform	ND	10	8.0	80	10	9.2	92	14	70-130	20
Carbon tetrachloride	ND	10	8.2	82	10	9.6	96	16	63-132	20
Tetrachloroethene	0.28J	10	7.6	76	10	9.3	93	20	70-130	20
Chlorobenzene	ND	10	7.6	76	10	9.0	90	17	75-130	20
1,2-Dichloroethane	ND	10	7.6	76	10	8.7	87	13	70-130	20
1,1,1-Trichloroethane	ND	10	8.0	80	10	9.1	91	13	67-130	20
Benzene	0.38J	10	8.3	83	10	9.6	96	15	70-130	20
Toluene	ND	10	7.8	78	10	9.2	92	16	70-130	20
Ethylbenzene	ND	10	7.7	77	10	9.3	93	19	70-130	20
Vinyl chloride	0.20J	10	8.9	89	10	10	100	12	55-140	20
1,1-Dichloroethene	ND	10	8.2	82	10	9.4	94	14	61-145	20
trans-1,2-Dichloroethene	ND	10	8.1	81	10	9.2	92	13	70-130	20
Trichloroethene	0.25J	10	8.2	82	10	9.5	95	15	70-130	20
1,2-Dichlorobenzene	ND	10	7.6	76	10	9.0	90	17	70-130	20
1,3-Dichlorobenzene	ND	10	7.6	76	10	9.0	90	17	70-130	20
1,4-Dichlorobenzene	ND	10	7.5	75	10	8.8	88	16	70-130	20
Methyl tert butyl ether	ND	10	6.4	64	10	7.5	75	16	63-130	20
p/m-Xylene	ND	20	16	80	20	19	95	17	70-130	20
o-Xylene	ND	20	16	80	20	18	90	12	70-130	20
cis-1,2-Dichloroethene	5.7	10	13	73	10	14	83	7	70-130	20

Matrix Spike Sample Summary
Form 3
Volatiles

Client	: Roux Env. Eng. & Geology, DPC	**Lab Number**	: L2204289
Project Name	: PFIZER	**Project Number**	: 0047.0044Y047
Client Sample ID	: MW-23	**Matrix**	: WATER
Lab Sample ID	: L2204289-01	**Analysis Date**	: 01/28/22 16:43
Matrix Spike	: WG1600155-6	**MS Analysis Date**	: 01/28/22 20:06
Matrix Spike Dup	: WG1600155-7	**MSD Analysis Date**	: 01/28/22 20:26

		Matrix Spike Sample				Matrix Spike Duplicate					
Parameter	Sample Conc. (ug/l)	Spike Added (ug/l)	Spike Conc. (ug/l)	%R		Spike Added (ug/l)	Spike Conc. (ug/l)	%R	RPD	Recovery Limits	RPD Limit
Acetone	ND	10	9.2	92		10	10	100	8	58-148	20
2-Butanone	ND	10	5.8	58	Q	10	6.8	68	16	63-138	20
n-Butylbenzene	ND	10	7.9	79		10	9.5	95	18	53-136	20
sec-Butylbenzene	ND	10	7.9	79		10	9.6	96	19	70-130	20
tert-Butylbenzene	ND	10	7.7	77		10	9.2	92	18	70-130	20
n-Propylbenzene	ND	10	8.0	80		10	9.6	96	18	69-130	20
1,3,5-Trimethylbenzene	ND	10	7.5	75		10	9.0	90	18	64-130	20
1,2,4-Trimethylbenzene	ND	10	7.3	73		10	8.8	88	19	70-130	20
1,4-Dioxane	ND	500	320	64		500	390	78	20	56-162	20

Method Blank Summary
Form 4
Volatiles

Client	: Roux Env. Eng. & Geology, DPC	**Lab Number**	: L2204289
Project Name	: PFIZER	**Project Number**	: 0047.0044Y047
Lab Sample ID	: WG1600155-5	**Lab File ID**	: V08220128A05
Instrument ID	: VOA108		
Matrix	: WATER	**Analysis Date**	: 01/28/22 12:59

Client Sample No.	Lab Sample ID	Analysis Date
WG1600155-3LCS	WG1600155-3	01/28/22 11:38
WG1600155-4LCSD	WG1600155-4	01/28/22 11:58
MW-23	L2204289-01	01/28/22 16:43
MW-21	L2204289-02	01/28/22 17:03
DUP_01262022	L2204289-03	01/28/22 17:23
MW-24I	L2204289-04	01/28/22 17:44
MW-20	L2204289-05	01/28/22 18:04
MW-10	L2204289-06	01/28/22 18:24
FB-01262022	L2204289-07	01/28/22 18:45
MW-25I	L2204289-08	01/28/22 19:05
TB-01262022	L2204289-09	01/28/22 19:25
MW-D2I	L2204289-10D	01/28/22 19:46
MW-23MS	WG1600155-6	01/28/22 20:06
MW-23MSD	WG1600155-7	01/28/22 20:26

Method Blank Summary
Form 4
Volatiles

Client	: Roux Env. Eng. & Geology, DPC	**Lab Number**	: L2204289
Project Name	: PFIZER	**Project Number**	: 0047.0044Y047
Lab Sample ID	: WG1600175-5	**Lab File ID**	: V05220201A05
Instrument ID	: VOA105		
Matrix	: WATER	**Analysis Date**	: 02/01/22 08:50

Client Sample No.	Lab Sample ID	Analysis Date
WG1600175-3LCS	WG1600175-3	02/01/22 07:19
WG1600175-4LCSD	WG1600175-4	02/01/22 07:41
MW-24I	L2204289-04D	02/01/22 09:13

Instrument Performance Check (Tune) Summary
Form 5
Volatiles
Bromofluorobenzene (BFB)

Client	: Roux Env. Eng. & Geology, DPC	**Lab Number**	: L2204289
Project Name	: PFIZER	**Project Number**	: 0047.0044Y047
Instrument ID	: VOA108	**Analysis Date**	: 01/21/22 03:17
Tune Standard	: WG1597319-1	**Tune File ID**	: V08220121BFB_tune

m/e	Ion Abundance Criteria	%Relative Abundance
50	15.0 - 40.0% of mass 95	23.7
75	30.0 - 60.0% of mass 95	51.8
95	Base Peak, 100% relative abundance	100
96	5.0 - 9.0% of mass 95	6.6
173	Less than 2.0% of mass 174	0.8 (1)1
174	Greater than 50.0 of mass 95	80.5
175	5.0 - 9.0% of mass 174	5.8 (7.2)1
176	95.0 - 101% of mass 174	78.2 (97.2)1
177	5.0 - 9.0% of mass 176	5 (6.4)2

1-Value is % of mass 174 2-Value is % of mass 176

This Check Applies to the following Samples, MS, MSD, Blanks, and Standards:

Client Sample ID	Lab Sample ID	File ID	Analysis Date/Time
STD0.19PPB	R1526010-1	V08220121A03	01/21/22 04:20
STD0.5PPB	R1526010-2	V08220121A05	01/21/22 05:01
STD2PPB	R1526010-3	V08220121A07	01/21/22 05:42
STD10PPB	R1526010-4	V08220121A09	01/21/22 06:22
STD30PPB	R1526010-5	V08220121A10	01/21/22 06:43
STD80PPB	R1526010-6	V08220121A11	01/21/22 07:03
STD120PPB	R1526010-7	V08220121A12	01/21/22 07:23
STD200PPB	R1526010-9	V08220121A13	01/21/22 07:44
ICV Quant Report	R1526010-8	V08220121A19	01/21/22 09:46

Instrument Performance Check (Tune) Summary
Form 5
Volatiles
Bromofluorobenzene (BFB)

Client	: Roux Env. Eng. & Geology, DPC	**Lab Number**	: L2204289
Project Name	: PFIZER	**Project Number**	: 0047.0044Y047
Instrument ID	: VOA108	**Analysis Date**	: 01/28/22 11:18
Tune Standard	: WG1600155-1	**Tune File ID**	: V08220128ABF2_tune

m/e	Ion Abundance Criteria	%Relative Abundance
50	15.0 - 40.0% of mass 95	25.5
75	30.0 - 60.0% of mass 95	53.8
95	Base Peak, 100% relative abundance	100
96	5.0 - 9.0% of mass 95	6.9
173	Less than 2.0% of mass 174	0.7 (.9)1
174	Greater than 50.0 of mass 95	74.4
175	5.0 - 9.0% of mass 174	5.8 (7.8)1
176	95.0 - 101% of mass 174	72 (96.8)1
177	5.0 - 9.0% of mass 176	4.8 (6.6)2

1-Value is % of mass 174 2-Value is % of mass 176

This Check Applies to the following Samples, MS, MSD, Blanks, and Standards:

Client Sample ID	Lab Sample ID	File ID	Analysis Date/Time
WG1600155-2CCAL	WG1600155-2	V08220128A01	01/28/22 11:38
WG1600155-3LCS	WG1600155-3	V08220128A01	01/28/22 11:38
WG1600155-4LCSD	WG1600155-4	V08220128A02	01/28/22 11:58
WG1600155-5BLANK	WG1600155-5	V08220128A05	01/28/22 12:59
MW-23	L2204289-01	V08220128A16	01/28/22 16:43
MW-21	L2204289-02	V08220128A17	01/28/22 17:03
DUP_01262022	L2204289-03	V08220128A18	01/28/22 17:23
MW-24I	L2204289-04	V08220128A19	01/28/22 17:44
MW-20	L2204289-05	V08220128A20	01/28/22 18:04
MW-10	L2204289-06	V08220128A21	01/28/22 18:24
FB-01262022	L2204289-07	V08220128A22	01/28/22 18:45
MW-25I	L2204289-08	V08220128A23	01/28/22 19:05
TB-01262022	L2204289-09	V08220128A24	01/28/22 19:25
MW-D2I	L2204289-10D	V08220128A25	01/28/22 19:46
WG1600155-6MS	WG1600155-6	V08220128A26	01/28/22 20:06
WG1600155-7MSD	WG1600155-7	V08220128A27	01/28/22 20:26

Instrument Performance Check (Tune) Summary
Form 5
Volatiles
Bromofluorobenzene (BFB)

Client	: Roux Env. Eng. & Geology, DPC	**Lab Number**	: L2204289
Project Name	: PFIZER	**Project Number**	: 0047.0044Y047
Instrument ID	: VOA105	**Analysis Date**	: 01/26/22 08:18
Tune Standard	: WG1598546-1	**Tune File ID**	: V05220126ABF1_tune

m/e	Ion Abundance Criteria	%Relative Abundance
50	15.0 - 40.0% of mass 95	21
75	30.0 - 60.0% of mass 95	45.3
95	Base Peak, 100% relative abundance	100
96	5.0 - 9.0% of mass 95	6.6
173	Less than 2.0% of mass 174	0 (0)1
174	Greater than 50.0 of mass 95	84.8
175	5.0 - 9.0% of mass 174	6.5 (7.7)1
176	95.0 - 101% of mass 174	81.4 (96)1
177	5.0 - 9.0% of mass 176	5.3 (6.5)2

1-Value is % of mass 174 2-Value is % of mass 176

This Check Applies to the following Samples, MS, MSD, Blanks, and Standards:

Client Sample ID	Lab Sample ID	File ID	Analysis Date/Time
STD0.19PPB	R1527164-1	V05220126A05	01/26/22 10:10
STD0.5PPB	R1527164-2	V05220126A07	01/26/22 10:56
STD2PPB	R1527164-3	V05220126A09	01/26/22 11:42
STD10PPB	R1527164-4	V05220126A10	01/26/22 12:05
STD30PPB	R1527164-6	V05220126A11	01/26/22 12:27
STD80PPB	R1527164-5	V05220126A12	01/26/22 12:50
STD120PPB	R1527164-7	V05220126A13	01/26/22 13:13
STD200PPB	R1527164-8	V05220126A14	01/26/22 13:36
ICV Quant Report	R1527164-9	V05220126A19	01/26/22 15:30

Instrument Performance Check (Tune) Summary
Form 5
Volatiles
Bromofluorobenzene (BFB)

Client	: Roux Env. Eng. & Geology, DPC	**Lab Number**	: L2204289
Project Name	: PFIZER	**Project Number**	: 0047.0044Y047
Instrument ID	: VOA105	**Analysis Date**	: 02/01/22 07:11
Tune Standard	: WG1600175-1	**Tune File ID**	: V05220201ABF1_tune

m/e	Ion Abundance Criteria	%Relative Abundance
50	15.0 - 40.0% of mass 95	17.6
75	30.0 - 60.0% of mass 95	43.5
95	Base Peak, 100% relative abundance	100
96	5.0 - 9.0% of mass 95	6.7
173	Less than 2.0% of mass 174	0 (0)1
174	Greater than 50.0 of mass 95	96.4
175	5.0 - 9.0% of mass 174	7.1 (7.4)1
176	95.0 - 101% of mass 174	94.7 (98.2)1
177	5.0 - 9.0% of mass 176	6.1 (6.5)2

1-Value is % of mass 174 2-Value is % of mass 176

This Check Applies to the following Samples, MS, MSD, Blanks, and Standards:

Client Sample ID	Lab Sample ID	File ID	Analysis Date/Time
WG1600175-2CCAL	WG1600175-2	V05220201A01	02/01/22 07:19
WG1600175-3LCS	WG1600175-3	V05220201A01	02/01/22 07:19
WG1600175-4LCSD	WG1600175-4	V05220201A02	02/01/22 07:41
WG1600175-5BLANK	WG1600175-5	V05220201A05	02/01/22 08:50
MW-24I	L2204289-04D	V05220201A06	02/01/22 09:13

Internal Standard Area and RT Summary
Form 8a
Volatiles

Client	: Roux Env. Eng. & Geology, DPC	**Lab Number**	: L2204289
Project Name	: PFIZER	**Project Number**	: 0047.0044Y047
Instrument ID	: VOA108	**Analysis Date**	: 01/28/22 11:38:00
Sample No	: WG1600155-2	**Lab File ID**	: V08220128A01

	Fluorobenzene (IS)		Chlorobenzene-d5		1,4-Dichlorobenzene-D4	
	Area	RT	Area	RT	Area	RT
WG1600155-2	176781	5.60	131590	8.56	64481	10.04
Upper Limit	353562	6.10	263180	9.06	128962	10.54
Lower Limit	88391	5.10	65795	8.06	32241	9.54
Sample ID						
WG1600155-3 LCS	176781	5.60	131590	8.56	64481	10.04
WG1600155-4 LCSD	177104	5.60	135412	8.56	70527	10.04
WG1600155-5 BLANK	160223	5.61	122640	8.56	57505	10.04
MW-23	149716	5.61	116674	8.56	53287	10.04
MW-21	150763	5.60	116429	8.56	55150	10.04
DUP_01262022	146919	5.61	111997	8.56	51807	10.03
MW-24I	150517	5.60	115467	8.56	53297	10.03
MW-20	148376	5.60	112785	8.56	50744	10.04
MW-10	152062	5.60	116779	8.56	54301	10.04
FB-01262022	152914	5.60	119050	8.56	52477	10.04
MW-25I	147491	5.61	113824	8.56	48683	10.04
TB-01262022	146823	5.61	114749	8.56	50342	10.04
MW-D2I	152835	5.60	119672	8.56	55665	10.04
MW-23 MS	162512	5.61	122807	8.56	60643	10.04
MW-23 MSD	163556	5.61	122471	8.56	60097	10.04

Area Upper Limit = +100% of internal standard area
Area Lower Limit = - 50% of internal standard area

RT Upper Limit = +0.50 minutes of internal standard RT
RT Lower Limit = -0.50 minutes of internal standard RT

* Values outside of QC limits

Internal Standard Area and RT Summary
Form 8a
Volatiles

Client	: Roux Env. Eng. & Geology, DPC	**Lab Number**	: L2204289
Project Name	: PFIZER	**Project Number**	: 0047.0044Y047
Instrument ID	: VOA105	**Analysis Date**	: 02/01/22 07:19:00
Sample No	: WG1600175-2	**Lab File ID**	: V05220201A01

	Fluorobenzene (IS)		Chlorobenzene-d5		1,4-Dichlorobenzene-D4	
	Area	RT	Area	RT	Area	RT
WG1600175-2	669932	5.86	563776	9.37	343330	12.11
Upper Limit	1339864	6.36	1127552	9.87	686660	12.61
Lower Limit	334966	5.36	281888	8.87	171665	11.61
Sample ID						
WG1600175-3 LCS	669932	5.86	563776	9.37	343330	12.11
WG1600175-4 LCSD	672181	5.86	559252	9.37	336481	12.11
WG1600175-5 BLANK	627543	5.86	566534	9.37	342335	12.11
MW-24I	628987	5.86	572631	9.37	340595	12.11

Area Upper Limit = +100% of internal standard area
Area Lower Limit = - 50% of internal standard area

RT Upper Limit = +0.50 minutes of internal standard RT
RT Lower Limit = -0.50 minutes of internal standard RT

* Values outside of QC limits

Date Created: 06/19/18
Created By: Jason Hebert
File: PM5049-1
Page: 1

Volatile Organics - EPA 8260C (WATER)

Holding Time: 14 days
Container / Sample Preservation: 3 - Vial HCl preserved

Analyte	CAS #	RL	MDL	Units	LCS Criteria	LCS RPD	MS Criteria	MS RPD	Duplicate RPD	Surrogate Criteria		
Methylene chloride	75-09-2	3	0.678	ug/l	70-130	20	70-130	20	20			
1,1-Dichloroethane	75-34-3	0.75	0.210	ug/l	70-130	20	70-130	20	20			
Chloroform	67-66-3	0.75	0.222	ug/l	70-130	20	70-130	20	20			
Carbon tetrachloride	56-23-5	0.5	0.134	ug/l	63-132	20	63-132	20	20			
1,2-Dichloropropane	78-87-5	1.75	0.137	ug/l	70-130	20	70-130	20	20			
Dibromochloromethane	124-48-1	0.5	0.149	ug/l	63-130	20	63-130	20	20			
1,1,2-Trichloroethane	79-00-5	0.75	0.144	ug/l	70-130	20	70-130	20	20			
Tetrachloroethene	127-18-4	0.5	0.181	ug/l	70-130	20	70-130	20	20			
Chlorobenzene	108-90-7	0.5	0.178	ug/l	75-130	25	75-130	25	25			
Trichlorofluoromethane	75-69-4	2.5	0.161	ug/l	62-150	20	62-150	20	20			
1,2-Dichloroethane	107-06-2	0.5	0.132	ug/l	70-130	20	70-130	20	20			
1,1,1-Trichloroethane	71-55-6	0.5	0.158	ug/l	67-130	20	67-130	20	20			
Bromodichloromethane	75-27-4	0.5	0.192	ug/l	67-130	20	67-130	20	20			
trans-1,3-Dichloropropene	10061-02-6	0.5	0.164	ug/l	70-130	20	70-130	20	20			
cis-1,3-Dichloropropene	10061-01-5	0.5	0.144	ug/l	70-130	20	70-130	20	20			
1,3-Dichloropropene, Total	542-75-6	0.5	0.144	ug/l				20	20			
1,3-Dichloropropene, Total	542-75-6	0.5	0.144	ug/l				20	20			
1,1-Dichloropropene	563-58-6	2.5	0.240	ug/l	70-130	20	70-130	20	20			
Bromoform	75-25-2	2	0.248	ug/l	54-136	20	54-136	20	20			
1,1,2,2-Tetrachloroethane	79-34-5	0.5	0.167	ug/l	67-130	20	67-130	20	20			
Benzene	71-43-2	0.5	0.159	ug/l	70-130	25	70-130	25	25			
Toluene	108-88-3	0.75	0.203	ug/l	70-130	25	70-130	25	25			
Ethylbenzene	100-41-4	0.5	0.167	ug/l	70-130	20	70-130	20	20			
Chloromethane	74-87-3	2.5	0.200	ug/l	64-130	20	64-130	20	20			
Bromomethane	74-83-9	1	0.256	ug/l	39-139	20	39-139	20	20			
Vinyl chloride	75-01-4	1	0.0714	ug/l	55-140	20	55-140	20	20			
Chloroethane	75-00-3	1	0.134	ug/l	55-138	20	55-138	20	20			
1,1-Dichloroethene	75-35-4	0.5	0.169	ug/l	61-145	25	61-145	25	25			
trans-1,2-Dichloroethene	156-60-5	0.75	0.163	ug/l	70-130	20	70-130	20	20			
1,2-Dichloroethene (total)	540-59-0	0.5	0.163	ug/l				20	20			
1,2-Dichloroethene (total)	540-59-0	0.5	0.163	ug/l				20	20			
Trichloroethene	79-01-6	0.5	0.175	ug/l	70-130	25	70-130	25	25			
1,2-Dichlorobenzene	95-50-1	2.5	0.184	ug/l	70-130	20	70-130	20	20			
1,3-Dichlorobenzene	541-73-1	2.5	0.186	ug/l	70-130	20	70-130	20	20			
1,4-Dichlorobenzene	106-46-7	2.5	0.187	ug/l	70-130	20	70-130	20	20			
Methyl tert butyl ether	1634-04-4	1	0.166	ug/l	63-130	20	63-130	20	20			
p/m-Xylene	179601-23-1	1	0.332	ug/l	70-130	20	70-130	20	20			
o-Xylene	95-47-6	1	0.392	ug/l	70-130	20	70-130	20	20			
Xylene (Total)	1330-20-7	1	0.330	ug/l				20	20			
Xylene (Total)	1330-20-7	1	0.330	ug/l				20	20			
cis-1,2-Dichloroethene	156-59-2	0.5	0.187	ug/l	70-130	20	70-130	20	20			
Dibromomethane	74-95-3	5	0.363	ug/l	70-130	20	70-130	20	20			

Please Note that the RL information provided in this table is calculated using a 100% Solids factor. ***(Soil/Solids only)***
Please Note that the information provided in this table is subject to change at anytime at the discretion of Alpha Analytical, Inc.

Date Created: 06/19/18
Created By: Jason Hebert
File: PM5049-1
Page: 2

Volatile Organics - EPA 8260C (WATER)

Holding Time: 14 days
Container / Sample Preservation: 3 - Vial HCl preserved

Analyte	CAS #	RL	MDL	Units	LCS Criteria	LCS RPD	MS Criteria	MS RPD	Duplicate RPD	Surrogate Criteria		
1,4-Dichlorobutane	110-56-5	5	0.464	ug/l	70-130	20	70-130	20	20			
1,2,3-Trichloropropane	96-18-4	5	0.176	ug/l	64-130	20	64-130	20	20			
Styrene	100-42-5	1	0.359	ug/l	70-130	20	70-130	20	20			
Dichlorodifluoromethane	75-71-8	5	0.244	ug/l	36-147	20	36-147	20	20			
Acetone	67-64-1	5	1.46	ug/l	58-148	20	58-148	20	20			
Carbon disulfide	75-15-0	5	0.299	ug/l	51-130	20	51-130	20	20			
2-Butanone	78-93-3	5	1.94	ug/l	63-138	20	63-138	20	20			
Vinyl acetate	108-05-4	5	0.311	ug/l	70-130	20	70-130	20	20			
4-Methyl-2-pentanone	108-10-1	5	0.416	ug/l	59-130	20	59-130	20	20			
2-Hexanone	591-78-6	5	0.515	ug/l	57-130	20	57-130	20	20			
Ethyl methacrylate	97-63-2	5	0.606	ug/l	70-130	20	70-130	20	20			
Acrylonitrile	107-13-1	5	0.430	ug/l	70-130	20	70-130	20	20			
Bromochloromethane	74-97-5	2.5	0.152	ug/l	70-130	20	70-130	20	20			
Tetrahydrofuran	109-99-9	5	0.525	ug/l	58-130	20	58-130	20	20			
2,2-Dichloropropane	594-20-7	2.5	0.204	ug/l	63-133	20	63-133	20	20			
1,2-Dibromoethane	106-93-4	2	0.193	ug/l	70-130	20	70-130	20	20			
1,3-Dichloropropane	142-28-9	2.5	0.212	ug/l	70-130	20	70-130	20	20			
1,1,1,2-Tetrachloroethane	630-20-6	0.5	0.164	ug/l	64-130	20	64-130	20	20			
Bromobenzene	108-86-1	2.5	0.152	ug/l	70-130	20	70-130	20	20			
n-Butylbenzene	104-51-8	0.5	0.192	ug/l	53-136	20	53-136	20	20			
sec-Butylbenzene	135-98-8	0.5	0.181	ug/l	70-130	20	70-130	20	20			
tert-Butylbenzene	98-06-6	2.5	0.196	ug/l	70-130	20	70-130	20	20			
o-Chlorotoluene	95-49-8	2.5	0.215	ug/l	70-130	20	70-130	20	20			
p-Chlorotoluene	106-43-4	2.5	0.185	ug/l	70-130	20	70-130	20	20			
1,2-Dibromo-3-chloropropane	96-12-8	2.5	0.353	ug/l	41-144	20	41-144	20	20			
Hexachlorobutadiene	87-68-3	0.5	0.217	ug/l	63-130	20	63-130	20	20			
Isopropylbenzene	98-82-8	0.5	0.187	ug/l	70-130	20	70-130	20	20			
p-Isopropyltoluene	99-87-6	0.5	0.188	ug/l	70-130	20	70-130	20	20			
Naphthalene	91-20-3	2.5	0.216	ug/l	70-130	20	70-130	20	20			
n-Propylbenzene	103-65-1	0.5	0.173	ug/l	69-130	20	69-130	20	20			
1,2,3-Trichlorobenzene	87-61-6	2.5	0.234	ug/l	70-130	20	70-130	20	20			
1,2,4-Trichlorobenzene	120-82-1	2.5	0.220	ug/l	70-130	20	70-130	20	20			
1,3,5-Trimethylbenzene	108-67-8	2.5	0.217	ug/l	64-130	20	64-130	20	20			
1,3,5-Trichlorobenzene	108-70-3	2	0.141	ug/l	70-130	20	70-130	20	20			
1,2,4-Trimethylbenzene	95-63-6	2.5	0.191	ug/l	70-130	20	70-130	20	20			
trans-1,4-Dichloro-2-butene	110-57-6	2.5	0.213	ug/l	70-130	20	70-130	20	20			
Ethyl ether	60-29-7	2.5	0.163	ug/l	59-134	20	59-134	20	20			
Methyl Acetate	79-20-9	10	0.234	ug/l	70-130	20	70-130	20	20			
Ethyl Acetate	141-78-6	10	0.716	ug/l	70-130	20	70-130	20	20			
Isopropyl Ether	108-20-3	2	0.425	ug/l	70-130	20	70-130	20	20			
Cyclohexane	110-82-7	10	0.271	ug/l	70-130	20	70-130	20	20			
Ethyl-Tert-Butyl-Ether	637-92-3	2	0.179	ug/l	70-130	20	70-130	20	20			

Please Note that the RL information provided in this table is calculated using a 100% Solids factor. ***(Soil/Solids only)***
Please Note that the information provided in this table is subject to change at anytime at the discretion of Alpha Analytical, Inc.

Volatile Organics - EPA 8260C (WATER)

Holding Time: 14 days
Container / Sample Preservation: 3 - Vial HCl preserved

Analyte	CAS #	RL	MDL	Units	LCS Criteria	LCS RPD	MS Criteria	MS RPD	Duplicate RPD	Surrogate Criteria		
Tertiary-Amyl Methyl Ether	994-05-8	2	0.278	ug/l	66-130	20	66-130	20	20			
1,4-Dioxane	123-91-1	250	60.8	ug/l	56-162	20	56-162	20	20			
1,1,2-Trichloro-1,2,2-Trifluoroethane	76-13-1	10	0.148	ug/l	70-130	20	70-130	20	20			
Methyl cyclohexane	108-87-2	10	0.396	ug/l	70-130	20	70-130	20	20			
1,4-Diethylbenzene	105-05-5	2	0.392	ug/l	70-130	20	70-130	20	20			
4-Ethyltoluene	622-96-8	2	0.340	ug/l	70-130	20	70-130	20	20			
1,2,4,5-Tetramethylbenzene	95-93-2	2	0.542	ug/l	70-130	20	70-130	20	20			
1,2-Dichloroethane-d4	*17060-07-0*									*70-130*		
Toluene-d8	*2037-26-5*									*70-130*		
4-Bromofluorobenzene	*460-00-4*									*70-130*		
Dibromofluoromethane	*1868-53-7*									*70-130*		

Please Note that the RL information provided in this table is calculated using a 100% Solids factor. ***(Soil/Solids only)***
Please Note that the information provided in this table is subject to change at anytime at the discretion of Alpha Analytical, Inc.

Date Created: 06/19/18
Created By: Jason Hebert
File: PM5047-1
Page: 1

Volatile Organics - EPA 8260C (SOIL-LOW)

Holding Time: 14 days
Container/Sample Preservation: 1 - Vial Large Septa unpreserved (4oz)

Analyte	CAS #	RL	MDL	Units	LCS Criteria	LCS RPD	MS Criteria	MS RPD	Duplicate RPD	Surrogate Criteria		
Methylene chloride	75-09-2	5	2.29	ug/kg	70-130	30	70-130	30	30			
1,1-Dichloroethane	75-34-3	1	0.145	ug/kg	70-130	30	70-130	30	30			
Chloroform	67-66-3	1.5	0.140	ug/kg	70-130	30	70-130	30	30			
Carbon tetrachloride	56-23-5	1	0.230	ug/kg	70-130	30	70-130	30	30			
1,2-Dichloropropane	78-87-5	1	0.125	ug/kg	70-130	30	70-130	30	30			
Dibromochloromethane	124-48-1	1	0.140	ug/kg	70-130	30	70-130	30	30			
1,1,2-Trichloroethane	79-00-5	1	0.267	ug/kg	70-130	30	70-130	30	30			
Tetrachloroethene	127-18-4	0.5	0.196	ug/kg	70-130	30	70-130	30	30			
Chlorobenzene	108-90-7	0.5	0.127	ug/kg	70-130	30	70-130	30	30			
Trichlorofluoromethane	75-69-4	4	0.695	ug/kg	70-139	30	70-139	30	30			
1,2-Dichloroethane	107-06-2	1	0.257	ug/kg	70-130	30	70-130	30	30			
1,1,1-Trichloroethane	71-55-6	0.5	0.167	ug/kg	70-130	30	70-130	30	30			
Bromodichloromethane	75-27-4	0.5	0.109	ug/kg	70-130	30	70-130	30	30			
trans-1,3-Dichloropropene	10061-02-6	1	0.273	ug/kg	70-130	30	70-130	30	30			
cis-1,3-Dichloropropene	10061-01-5	0.5	0.158	ug/kg	70-130	30	70-130	30	30			
1,3-Dichloropropene, Total	542-75-6	0.5	0.158	ug/kg				30	30			
1,3-Dichloropropene, Total	542-75-6	0.5	0.158	ug/kg				30	30			
1,1-Dichloropropene	563-58-6	0.5	0.159	ug/kg	70-130	30	70-130	30	30			
Bromoform	75-25-2	4	0.246	ug/kg	70-130	30	70-130	30	30			
1,1,2,2-Tetrachloroethane	79-34-5	0.5	0.166	ug/kg	70-130	30	70-130	30	30			
Benzene	71-43-2	0.5	0.166	ug/kg	70-130	30	70-130	30	30			
Toluene	108-88-3	1	0.543	ug/kg	70-130	30	70-130	30	30			
Ethylbenzene	100-41-4	1	0.141	ug/kg	70-130	30	70-130	30	30			
Chloromethane	74-87-3	4	0.932	ug/kg	52-130	30	52-130	30	30			
Bromomethane	74-83-9	2	0.581	ug/kg	57-147	30	57-147	30	30			
Vinyl chloride	75-01-4	1	0.335	ug/kg	67-130	30	67-130	30	30			
Chloroethane	75-00-3	2	0.452	ug/kg	50-151	30	50-151	30	30			
1,1-Dichloroethene	75-35-4	1	0.238	ug/kg	65-135	30	65-135	30	30			
trans-1,2-Dichloroethene	156-60-5	1.5	0.137	ug/kg	70-130	30	70-130	30	30			
Trichloroethene	79-01-6	0.5	0.137	ug/kg	70-130	30	70-130	30	30			
1,2-Dichlorobenzene	95-50-1	2	0.144	ug/kg	70-130	30	70-130	30	30			
1,3-Dichlorobenzene	541-73-1	2	0.148	ug/kg	70-130	30	70-130	30	30			
1,4-Dichlorobenzene	106-46-7	2	0.171	ug/kg	70-130	30	70-130	30	30			
Methyl tert butyl ether	1634-04-4	2	0.201	ug/kg	66-130	30	66-130	30	30			
p/m-Xylene	179601-23-1	2	0.560	ug/kg	70-130	30	70-130	30	30			
o-Xylene	95-47-6	1	0.291	ug/kg	70-130	30	70-130	30	30			
Xylene (Total)	1330-20-7	1	0.291	ug/kg				30	30			
Xylene (Total)	1330-20-7	1	0.291	ug/kg				30	30			
cis-1,2-Dichloroethene	156-59-2	1	0.175	ug/kg	70-130	30	70-130	30	30			
1,2-Dichloroethene (total)	540-59-0	1	0.137	ug/kg				30	30			
1,2-Dichloroethene (total)	540-59-0	1	0.137	ug/kg				30	30			
Dibromomethane	74-95-3	2	0.238	ug/kg	70-130	30	70-130	30	30			

Please Note that the RL information provided in this table is calculated using a 100% Solids factor. (Soil/Solids only)
Please Note that the information provided in this table is subject to change at anytime at the discretion of Alpha Analytical, Inc.

Volatile Organics - EPA 8260C (SOIL-LOW)

Holding Time: 14 days
Container / Sample Preservation: 1 - Vial Large Septa unpreserved (4oz)

Analyte	CAS #	RL	MDL	Units	LCS Criteria	LCS RPD	MS Criteria	MS RPD	Duplicate RPD	Surrogate Criteria		
1,4-Dichlorobutane	110-56-5	10	0.226	ug/kg	70-130	30	70-130	30	30			
1,2,3-Trichloropropane	96-18-4	2	0.127	ug/kg	68-130	30	68-130	30	30			
Styrene	100-42-5	1	0.196	ug/kg	70-130	30	70-130	30	30			
Dichlorodifluoromethane	75-71-8	10	0.915	ug/kg	30-146	30	30-146	30	30			
Acetone	67-64-1	10	4.81	ug/kg	54-140	30	54-140	30	30			
Carbon disulfide	75-15-0	10	4.55	ug/kg	59-130	30	59-130	30	30			
2-Butanone	78-93-3	10	2.22	ug/kg	70-130	30	70-130	30	30			
Vinyl acetate	108-05-4	10	2.15	ug/kg	70-130	30	70-130	30	30			
4-Methyl-2-pentanone	108-10-1	10	1.28	ug/kg	70-130	30	70-130	30	30			
2-Hexanone	591-78-6	10	1.18	ug/kg	70-130	30	70-130	30	30			
Ethyl methacrylate	97-63-2	10	1.58	ug/kg	70-130	30	70-130	30	30			
Acrylonitrile	107-13-1	4	1.15	ug/kg	70-130	30	70-130	30	30			
Bromochloromethane	74-97-5	2	0.205	ug/kg	70-130	30	70-130	30	30			
Tetrahydrofuran	109-99-9	4	1.59	ug/kg	66-130	30	66-130	30	30			
2,2-Dichloropropane	594-20-7	2	0.202	ug/kg	70-130	30	70-130	30	30			
1,2-Dibromoethane	106-93-4	1	0.279	ug/kg	70-130	30	70-130	30	30			
1,3-Dichloropropane	142-28-9	2	0.167	ug/kg	69-130	30	69-130	30	30			
1,1,1,2-Tetrachloroethane	630-20-6	0.5	0.132	ug/kg	70-130	30	70-130	30	30			
Bromobenzene	108-86-1	2	0.145	ug/kg	70-130	30	70-130	30	30			
n-Butylbenzene	104-51-8	1	0.167	ug/kg	70-130	30	70-130	30	30			
sec-Butylbenzene	135-98-8	1	0.146	ug/kg	70-130	30	70-130	30	30			
tert-Butylbenzene	98-06-6	2	0.118	ug/kg	70-130	30	70-130	30	30			
1,3,5-Trichlorobenzene	108-70-3	2	0.173	ug/kg	70-139	30	70-130	30	30			
o-Chlorotoluene	95-49-8	2	0.191	ug/kg	70-130	30	70-130	30	30			
p-Chlorotoluene	106-43-4	2	0.108	ug/kg	70-130	30	70-130	30	30			
1,2-Dibromo-3-chloropropane	96-12-8	3	0.998	ug/kg	68-130	30	68-130	30	30			
Hexachlorobutadiene	87-68-3	4	0.169	ug/kg	67-130	30	67-130	30	30			
Isopropylbenzene	98-82-8	1	0.109	ug/kg	70-130	30	70-130	30	30			
p-Isopropyltoluene	99-87-6	1	0.109	ug/kg	70-130	30	70-130	30	30			
Naphthalene	91-20-3	4	0.650	ug/kg	70-130	30	70-130	30	30			
n-Propylbenzene	103-65-1	1	0.171	ug/kg	70-130	30	70-130	30	30			
1,2,3-Trichlorobenzene	87-61-6	2	0.322	ug/kg	70-130	30	70-130	30	30			
1,2,4-Trichlorobenzene	120-82-1	2	0.272	ug/kg	70-130	30	70-130	30	30			
1,3,5-Trimethylbenzene	108-67-8	2	0.193	ug/kg	70-130	30	70-130	30	30			
1,2,4-Trimethylbenzene	95-63-6	2	0.334	ug/kg	70-130	30	70-130	30	30			
trans-1,4-Dichloro-2-butene	110-57-6	5	1.42	ug/kg	70-130	30	70-130	30	30			
iso-Propyl Alcohol	67-63-0	100	100	ug/kg	70-130	20	70-130	20	20			
Ethyl ether	60-29-7	2	0.341	ug/kg	67-130	30	67-130	30	30			
Methyl Acetate	79-20-9	4	0.950	ug/kg	65-130	30	65-130	30	30			
Ethyl Acetate	141-78-6	10	1.21	ug/kg	70-130	30	70-130	30	30			
Isopropyl Ether	108-20-3	2	0.213	ug/kg	66-130	30	66-130	30	30			
Cyclohexane	110-82-7	10	0.544	ug/kg	70-130	30	70-130	30	30			

Please Note that the RL information provided in this table is calculated using a 100% Solids factor. (Soil/Solids only)
Please Note that the information provided in this table is subject to change at anytime at the discretion of Alpha Analytical, Inc.

Volatile Organics - EPA 8260C (SOIL-LOW)

Holding Time: 14 days
Container / Sample Preservation: 1 - Vial Large Septa unpreserved (4oz)

Analyte	CAS #	RL	MDL	Units	LCS Criteria	LCS RPD	MS Criteria	MS RPD	Duplicate RPD	Surrogate Criteria		
Ethyl-Tert-Butyl-Ether	637-92-3	2	0.128	ug/kg	70-130	30	70-130	30	30			
Tertiary-Amyl Methyl Ether	994-05-8	2	0.176	ug/kg	70-130	30	70-130	30	30			
1,4-Dioxane	123-91-1	100	35.1	ug/kg	65-136	30	65-136	30	30			
1,1,2-Trichloro-1,2,2-Trifluoroethane	76-13-1	4	0.693	ug/kg	70-130	30	70-130	30	30			
1,2-Dichloroethane-d4	*17060-07-0*									*70-130*		
Toluene-d8	*2037-26-5*									*70-130*		
4-Bromofluorobenzene	*460-00-4*									*70-130*		
Dibromofluoromethane	*1868-53-7*									*70-130*		

Please Note that the RL information provided in this table is calculated using a 100% Solids factor. (Soil/Solids only)
Please Note that the information provided in this table is subject to change at anytime at the discretion of Alpha Analytical, Inc.

Date Created: 06/19/18
Created By: Jason Hebert
File: PM5048-1
Page: 1

Volatile Organics - EPA 8260C (SOIL-HIGH)

Holding Time: 14 days
Container/Sample Preservation: 1 - Vial Large Septa unpreserved (4oz)

Analyte	CAS #	RL	MDL	Units	LCS Criteria	LCS RPD	MS Criteria	MS RPD	Duplicate RPD	Surrogate Criteria		
Methylene chloride	75-09-2	250	115	ug/kg	70-130	30	70-130	30	30			
1,1-Dichloroethane	75-34-3	50	7.25	ug/kg	70-130	30	70-130	30	30			
Chloroform	67-66-3	75	7.00	ug/kg	70-130	30	70-130	30	30			
Carbon tetrachloride	56-23-5	50	11.5	ug/kg	70-130	30	70-130	30	30			
1,2-Dichloropropane	78-87-5	50	6.25	ug/kg	70-130	30	70-130	30	30			
Dibromochloromethane	124-48-1	50	7.00	ug/kg	70-130	30	70-130	30	30			
1,1,2-Trichloroethane	79-00-5	50	13.4	ug/kg	70-130	30	70-130	30	30			
Tetrachloroethene	127-18-4	25	9.80	ug/kg	70-130	30	70-130	30	30			
Chlorobenzene	108-90-7	25	6.35	ug/kg	70-130	30	70-130	30	30			
Trichlorofluoromethane	75-69-4	200	34.8	ug/kg	70-139	30	70-139	30	30			
1,2-Dichloroethane	107-06-2	50	12.9	ug/kg	70-130	30	70-130	30	30			
1,1,1-Trichloroethane	71-55-6	25	8.35	ug/kg	70-130	30	70-130	30	30			
Bromodichloromethane	75-27-4	25	5.45	ug/kg	70-130	30	70-130	30	30			
trans-1,3-Dichloropropene	10061-02-6	50	13.7	ug/kg	70-130	30	70-130	30	30			
cis-1,3-Dichloropropene	10061-01-5	25	7.90	ug/kg	70-130	30	70-130	30	30			
1,3-Dichloropropene, Total	542-75-6	25	7.90	ug/kg				30	30			
1,3-Dichloropropene, Total	542-75-6	25	7.90	ug/kg				30	30			
1,1-Dichloropropene	563-58-6	25	7.95	ug/kg	70-130	30	70-130	30	30			
Bromoform	75-25-2	200	12.3	ug/kg	70-130	30	70-130	30	30			
1,1,2,2-Tetrachloroethane	79-34-5	25	8.30	ug/kg	70-130	30	70-130	30	30			
Benzene	71-43-2	25	8.30	ug/kg	70-130	30	70-130	30	30			
Toluene	108-88-3	50	27.2	ug/kg	70-130	30	70-130	30	30			
Ethylbenzene	100-41-4	50	7.05	ug/kg	70-130	30	70-130	30	30			
Chloromethane	74-87-3	200	46.6	ug/kg	52-130	30	52-130	30	30			
Bromomethane	74-83-9	100	29.1	ug/kg	57-147	30	57-147	30	30			
Vinyl chloride	75-01-4	50	16.8	ug/kg	67-130	30	67-130	30	30			
Chloroethane	75-00-3	100	22.6	ug/kg	50-151	30	50-151	30	30			
1,1-Dichloroethene	75-35-4	50	11.9	ug/kg	65-135	30	65-135	30	30			
trans-1,2-Dichloroethene	156-60-5	75	6.85	ug/kg	70-130	30	70-130	30	30			
Trichloroethene	79-01-6	25	6.85	ug/kg	70-130	30	70-130	30	30			
1,2-Dichlorobenzene	95-50-1	100	7.20	ug/kg	70-130	30	70-130	30	30			
1,3-Dichlorobenzene	541-73-1	100	7.40	ug/kg	70-130	30	70-130	30	30			
1,4-Dichlorobenzene	106-46-7	100	8.55	ug/kg	70-130	30	70-130	30	30			
Methyl tert butyl ether	1634-04-4	100	10.1	ug/kg	66-130	30	66-130	30	30			
p/m-Xylene	179601-23-1	100	28.0	ug/kg	70-130	30	70-130	30	30			
o-Xylene	95-47-6	50	14.6	ug/kg	70-130	30	70-130	30	30			
Xylene (Total)	1330-20-7	50	14.6	ug/kg				30	30			
Xylene (Total)	1330-20-7	50	14.6	ug/kg				30	30			
cis-1,2-Dichloroethene	156-59-2	50	8.75	ug/kg	70-130	30	70-130	30	30			
1,2-Dichloroethene (total)	540-59-0	50	6.85	ug/kg				30	30			
1,2-Dichloroethene (total)	540-59-0	50	6.85	ug/kg				30	30			
Dibromomethane	74-95-3	100	11.9	ug/kg	70-130	30	70-130	30	30			

Please Note that the RL information provided in this table is calculated using a 100% Solids factor. (Soil/Solids only)
Please Note that the information provided in this table is subject to change at anytime at the discretion of Alpha Analytical, Inc.

Volatile Organics - EPA 8260C (SOIL-HIGH)

Holding Time: 14 days
Container / Sample Preservation: 1 - Vial Large Septa unpreserved (4oz)

Analyte	CAS #	RL	MDL	Units	LCS Criteria	LCS RPD	MS Criteria	MS RPD	Duplicate RPD	Surrogate Criteria		
1,4-Dichlorobutane	110-56-5	500	11.3	ug/kg	70-130	30	70-130	30	30			
1,2,3-Trichloropropane	96-18-4	100	6.35	ug/kg	68-130	30	68-130	30	30			
Styrene	100-42-5	50	9.80	ug/kg	70-130	30	70-130	30	30			
Dichlorodifluoromethane	75-71-8	500	45.8	ug/kg	30-146	30	30-146	30	30			
Acetone	67-64-1	500	241	ug/kg	54-140	30	54-140	30	30			
Carbon disulfide	75-15-0	500	228	ug/kg	59-130	30	59-130	30	30			
2-Butanone	78-93-3	500	111	ug/kg	70-130	30	70-130	30	30			
Vinyl acetate	108-05-4	500	108	ug/kg	70-130	30	70-130	30	30			
4-Methyl-2-pentanone	108-10-1	500	64.0	ug/kg	70-130	30	70-130	30	30			
2-Hexanone	591-78-6	500	59.0	ug/kg	70-130	30	70-130	30	30			
Ethyl methacrylate	97-63-2	500	79.0	ug/kg	70-130	30	70-130	30	30			
Acrylonitrile	107-13-1	200	57.5	ug/kg	70-130	30	70-130	30	30			
Bromochloromethane	74-97-5	100	10.3	ug/kg	70-130	30	70-130	30	30			
Tetrahydrofuran	109-99-9	200	79.5	ug/kg	66-130	30	66-130	30	30			
2,2-Dichloropropane	594-20-7	100	10.1	ug/kg	70-130	30	70-130	30	30			
1,2-Dibromoethane	106-93-4	50	14.0	ug/kg	70-130	30	70-130	30	30			
1,3-Dichloropropane	142-28-9	100	8.35	ug/kg	69-130	30	69-130	30	30			
1,1,1,2-Tetrachloroethane	630-20-6	25	6.60	ug/kg	70-130	30	70-130	30	30			
Bromobenzene	108-86-1	100	7.25	ug/kg	70-130	30	70-130	30	30			
n-Butylbenzene	104-51-8	50	8.35	ug/kg	70-130	30	70-130	30	30			
sec-Butylbenzene	135-98-8	50	7.30	ug/kg	70-130	30	70-130	30	30			
tert-Butylbenzene	98-06-6	100	5.90	ug/kg	70-130	30	70-130	30	30			
1,3,5-Trichlorobenzene	108-70-3	100	8.65	ug/kg	70-139	30	70-130	30	30			
o-Chlorotoluene	95-49-8	100	9.55	ug/kg	70-130	30	70-130	30	30			
p-Chlorotoluene	106-43-4	100	5.40	ug/kg	70-130	30	70-130	30	30			
1,2-Dibromo-3-chloropropane	96-12-8	150	49.9	ug/kg	68-130	30	68-130	30	30			
Hexachlorobutadiene	87-68-3	200	8.45	ug/kg	67-130	30	67-130	30	30			
Isopropylbenzene	98-82-8	50	5.45	ug/kg	70-130	30	70-130	30	30			
p-Isopropyltoluene	99-87-6	50	5.45	ug/kg	70-130	30	70-130	30	30			
Naphthalene	91-20-3	200	32.5	ug/kg	70-130	30	70-130	30	30			
n-Propylbenzene	103-65-1	50	8.55	ug/kg	70-130	30	70-130	30	30			
1,2,3-Trichlorobenzene	87-61-6	100	16.1	ug/kg	70-130	30	70-130	30	30			
1,2,4-Trichlorobenzene	120-82-1	100	13.6	ug/kg	70-130	30	70-130	30	30			
1,3,5-Trimethylbenzene	108-67-8	100	9.65	ug/kg	70-130	30	70-130	30	30			
1,2,4-Trimethylbenzene	95-63-6	100	16.7	ug/kg	70-130	30	70-130	30	30			
trans-1,4-Dichloro-2-butene	110-57-6	250	71.0	ug/kg	70-130	30	70-130	30	30			
iso-Propyl Alcohol	67-63-0	5000	5000	ug/kg	70-130	20	70-130	20	20			
Ethyl ether	60-29-7	100	17.1	ug/kg	67-130	30	67-130	30	30			
Methyl Acetate	79-20-9	200	47.5	ug/kg	65-130	30	65-130	30	30			
Ethyl Acetate	141-78-6	500	60.5	ug/kg	70-130	30	70-130	30	30			
Isopropyl Ether	108-20-3	100	10.7	ug/kg	66-130	30	66-130	30	30			
Cyclohexane	110-82-7	500	27.2	ug/kg	70-130	30	70-130	30	30			

Please Note that the RL information provided in this table is calculated using a 100% Solids factor. (Soil/Solids only)
Please Note that the information provided in this table is subject to change at anytime at the discretion of Alpha Analytical, Inc.

Date Created: 06/19/18
Created By: Jason Hebert
File: PM5048-1
Page: 3

Volatile Organics - EPA 8260C (SOIL-HIGH)

Holding Time: 14 days
Container / Sample Preservation: 1 - Vial Large Septa unpreserved (4oz)

Analyte	CAS #	RL	MDL	Units	LCS Criteria	LCS RPD	MS Criteria	MS RPD	Duplicate RPD	Surrogate Criteria		
Ethyl-Tert-Butyl-Ether	637-92-3	100	6.40	ug/kg	70-130	30	70-130	30	30			
Tertiary-Amyl Methyl Ether	994-05-8	100	8.80	ug/kg	70-130	30	70-130	30	30			
1,4-Dioxane	123-91-1	5000	1755	ug/kg	65-136	30	65-136	30	30			
1,1,2-Trichloro-1,2,2-Trifluoroethane	76-13-1	200	34.7	ug/kg	70-130	30	70-130	30	30			
1,2-Dichloroethane-d4	*17060-07-0*									*70-130*		
Toluene-d8	*2037-26-5*									*70-130*		
4-Bromofluorobenzene	*460-00-4*									*70-130*		
Dibromofluoromethane	*1868-53-7*									*70-130*		

Please Note that the RL information provided in this table is calculated using a 100% Solids factor. (Soil/Solids only)
Please Note that the information provided in this table is subject to change at anytime at the discretion of Alpha Analytical, Inc.

Volatiles Sample Data

Results Summary
Form 1
Volatile Organics by GC/MS

Client	: Roux Env. Eng. & Geology, DPC	**Lab Number**	: L2204289
Project Name	: PFIZER	**Project Number**	: 0047.0044Y047
Lab ID	: L2204289-01	**Date Collected**	: 01/26/22 13:55
Client ID	: MW-23	**Date Received**	: 01/26/22
Sample Location	: 60-66 GERRY STREET	**Date Analyzed**	: 01/28/22 16:43
Sample Matrix	: WATER	**Dilution Factor**	: 1
Analytical Method	: 1,8260C	**Analyst**	: NLK
Lab File ID	: V08220128A16	**Instrument ID**	: VOA108
Sample Amount	: 10 ml	**GC Column**	: RTX-502.2
Level	: LOW	**%Solids**	: N/A
Extract Volume (MeOH)	: N/A	**Injection Volume**	: N/A

		ug/L			
CAS NO.	**Parameter**	**Results**	**RL**	**MDL**	**Qualifier**
75-09-2	Methylene chloride	ND	2.5	0.70	U
75-34-3	1,1-Dichloroethane	ND	2.5	0.70	U
67-66-3	Chloroform	ND	2.5	0.70	U
56-23-5	Carbon tetrachloride	ND	0.50	0.13	U
127-18-4	Tetrachloroethene	0.28	0.50	0.18	J
108-90-7	Chlorobenzene	ND	2.5	0.70	U
107-06-2	1,2-Dichloroethane	ND	0.50	0.13	U
71-55-6	1,1,1-Trichloroethane	ND	2.5	0.70	U
71-43-2	Benzene	0.38	0.50	0.16	J
108-88-3	Toluene	ND	2.5	0.70	U
100-41-4	Ethylbenzene	ND	2.5	0.70	U
75-01-4	Vinyl chloride	0.20	1.0	0.07	J
75-35-4	1,1-Dichloroethene	ND	0.50	0.17	U
156-60-5	trans-1,2-Dichloroethene	ND	2.5	0.70	U
79-01-6	Trichloroethene	0.25	0.50	0.18	J
95-50-1	1,2-Dichlorobenzene	ND	2.5	0.70	U
541-73-1	1,3-Dichlorobenzene	ND	2.5	0.70	U
106-46-7	1,4-Dichlorobenzene	ND	2.5	0.70	U
1634-04-4	Methyl tert butyl ether	ND	2.5	0.70	U
179601-23-1	p/m-Xylene	ND	2.5	0.70	U
95-47-6	o-Xylene	ND	2.5	0.70	U
1330-20-7	Xylenes, Total	ND	2.5	0.70	U
156-59-2	cis-1,2-Dichloroethene	5.7	2.5	0.70	
540-59-0	1,2-Dichloroethene, Total	5.7	2.5	0.70	
67-64-1	Acetone	ND	5.0	1.5	U

Results Summary
Form 1
Volatile Organics by GC/MS

Client	: Roux Env. Eng. & Geology, DPC	**Lab Number**	: L2204289
Project Name	: PFIZER	**Project Number**	: 0047.0044Y047
Lab ID	: L2204289-01	**Date Collected**	: 01/26/22 13:55
Client ID	: MW-23	**Date Received**	: 01/26/22
Sample Location	: 60-66 GERRY STREET	**Date Analyzed**	: 01/28/22 16:43
Sample Matrix	: WATER	**Dilution Factor**	: 1
Analytical Method	: 1,8260C	**Analyst**	: NLK
Lab File ID	: V08220128A16	**Instrument ID**	: VOA108
Sample Amount	: 10 ml	**GC Column**	: RTX-502.2
Level	: LOW	**%Solids**	: N/A
Extract Volume (MeOH)	: N/A	**Injection Volume**	: N/A

		ug/L			
CAS NO.	**Parameter**	**Results**	**RL**	**MDL**	**Qualifier**
78-93-3	2-Butanone	ND	5.0	1.9	U
104-51-8	n-Butylbenzene	ND	2.5	0.70	U
135-98-8	sec-Butylbenzene	ND	2.5	0.70	U
98-06-6	tert-Butylbenzene	ND	2.5	0.70	U
103-65-1	n-Propylbenzene	ND	2.5	0.70	U
108-67-8	1,3,5-Trimethylbenzene	ND	2.5	0.70	U
95-63-6	1,2,4-Trimethylbenzene	ND	2.5	0.70	U
123-91-1	1,4-Dioxane	ND	250	61.	U

Results Summary
Form 1
Volatile Organics by GC/MS

Client	: Roux Env. Eng. & Geology, DPC	**Lab Number**	: L2204289
Project Name	: PFIZER	**Project Number**	: 0047.0044Y047
Lab ID	: L2204289-02	**Date Collected**	: 01/26/22 12:40
Client ID	: MW-21	**Date Received**	: 01/26/22
Sample Location	: 60-66 GERRY STREET	**Date Analyzed**	: 01/28/22 17:03
Sample Matrix	: WATER	**Dilution Factor**	: 1
Analytical Method	: 1,8260C	**Analyst**	: NLK
Lab File ID	: V08220128A17	**Instrument ID**	: VOA108
Sample Amount	: 10 ml	**GC Column**	: RTX-502.2
Level	: LOW	**%Solids**	: N/A
Extract Volume (MeOH)	: N/A	**Injection Volume**	: N/A

		ug/L			
CAS NO.	**Parameter**	**Results**	**RL**	**MDL**	**Qualifier**
75-09-2	Methylene chloride	ND	2.5	0.70	U
75-34-3	1,1-Dichloroethane	ND	2.5	0.70	U
67-66-3	Chloroform	ND	2.5	0.70	U
56-23-5	Carbon tetrachloride	ND	0.50	0.13	U
127-18-4	Tetrachloroethene	ND	0.50	0.18	U
108-90-7	Chlorobenzene	ND	2.5	0.70	U
107-06-2	1,2-Dichloroethane	ND	0.50	0.13	U
71-55-6	1,1,1-Trichloroethane	ND	2.5	0.70	U
71-43-2	Benzene	ND	0.50	0.16	U
108-88-3	Toluene	ND	2.5	0.70	U
100-41-4	Ethylbenzene	ND	2.5	0.70	U
75-01-4	Vinyl chloride	18	1.0	0.07	
75-35-4	1,1-Dichloroethene	0.57	0.50	0.17	
156-60-5	trans-1,2-Dichloroethene	ND	2.5	0.70	U
79-01-6	Trichloroethene	0.36	0.50	0.18	J
95-50-1	1,2-Dichlorobenzene	ND	2.5	0.70	U
541-73-1	1,3-Dichlorobenzene	ND	2.5	0.70	U
106-46-7	1,4-Dichlorobenzene	ND	2.5	0.70	U
1634-04-4	Methyl tert butyl ether	ND	2.5	0.70	U
179601-23-1	p/m-Xylene	ND	2.5	0.70	U
95-47-6	o-Xylene	ND	2.5	0.70	U
1330-20-7	Xylenes, Total	ND	2.5	0.70	U
156-59-2	cis-1,2-Dichloroethene	140	2.5	0.70	
540-59-0	1,2-Dichloroethene, Total	140	2.5	0.70	
67-64-1	Acetone	ND	5.0	1.5	U

Results Summary
Form 1
Volatile Organics by GC/MS

Client	: Roux Env. Eng. & Geology, DPC	**Lab Number**	: L2204289
Project Name	: PFIZER	**Project Number**	: 0047.0044Y047
Lab ID	: L2204289-02	**Date Collected**	: 01/26/22 12:40
Client ID	: MW-21	**Date Received**	: 01/26/22
Sample Location	: 60-66 GERRY STREET	**Date Analyzed**	: 01/28/22 17:03
Sample Matrix	: WATER	**Dilution Factor**	: 1
Analytical Method	: 1,8260C	**Analyst**	: NLK
Lab File ID	: V08220128A17	**Instrument ID**	: VOA108
Sample Amount	: 10 ml	**GC Column**	: RTX-502.2
Level	: LOW	**%Solids**	: N/A
Extract Volume (MeOH)	: N/A	**Injection Volume**	: N/A

		ug/L			
CAS NO.	**Parameter**	**Results**	**RL**	**MDL**	**Qualifier**
78-93-3	2-Butanone	ND	5.0	1.9	U
104-51-8	n-Butylbenzene	ND	2.5	0.70	U
135-98-8	sec-Butylbenzene	ND	2.5	0.70	U
98-06-6	tert-Butylbenzene	ND	2.5	0.70	U
103-65-1	n-Propylbenzene	ND	2.5	0.70	U
108-67-8	1,3,5-Trimethylbenzene	ND	2.5	0.70	U
95-63-6	1,2,4-Trimethylbenzene	ND	2.5	0.70	U
123-91-1	1,4-Dioxane	ND	250	61.	U

Results Summary
Form 1
Volatile Organics by GC/MS

Client	: Roux Env. Eng. & Geology, DPC	**Lab Number**	: L2204289
Project Name	: PFIZER	**Project Number**	: 0047.0044Y047
Lab ID	: L2204289-03	**Date Collected**	: 01/26/22 12:00
Client ID	: DUP_01262022	**Date Received**	: 01/26/22
Sample Location	: 60-66 GERRY STREET	**Date Analyzed**	: 01/28/22 17:23
Sample Matrix	: WATER	**Dilution Factor**	: 1
Analytical Method	: 1,8260C	**Analyst**	: NLK
Lab File ID	: V08220128A18	**Instrument ID**	: VOA108
Sample Amount	: 10 ml	**GC Column**	: RTX-502.2
Level	: LOW	**%Solids**	: N/A
Extract Volume (MeOH)	: N/A	**Injection Volume**	: N/A

		ug/L			
CAS NO.	**Parameter**	**Results**	**RL**	**MDL**	**Qualifier**
75-09-2	Methylene chloride	ND	2.5	0.70	U
75-34-3	1,1-Dichloroethane	ND	2.5	0.70	U
67-66-3	Chloroform	ND	2.5	0.70	U
56-23-5	Carbon tetrachloride	ND	0.50	0.13	U
127-18-4	Tetrachloroethene	0.19	0.50	0.18	J
108-90-7	Chlorobenzene	ND	2.5	0.70	U
107-06-2	1,2-Dichloroethane	ND	0.50	0.13	U
71-55-6	1,1,1-Trichloroethane	ND	2.5	0.70	U
71-43-2	Benzene	ND	0.50	0.16	U
108-88-3	Toluene	ND	2.5	0.70	U
100-41-4	Ethylbenzene	ND	2.5	0.70	U
75-01-4	Vinyl chloride	19	1.0	0.07	
75-35-4	1,1-Dichloroethene	0.58	0.50	0.17	
156-60-5	trans-1,2-Dichloroethene	ND	2.5	0.70	U
79-01-6	Trichloroethene	0.42	0.50	0.18	J
95-50-1	1,2-Dichlorobenzene	ND	2.5	0.70	U
541-73-1	1,3-Dichlorobenzene	ND	2.5	0.70	U
106-46-7	1,4-Dichlorobenzene	ND	2.5	0.70	U
1634-04-4	Methyl tert butyl ether	ND	2.5	0.70	U
179601-23-1	p/m-Xylene	ND	2.5	0.70	U
95-47-6	o-Xylene	ND	2.5	0.70	U
1330-20-7	Xylenes, Total	ND	2.5	0.70	U
156-59-2	cis-1,2-Dichloroethene	140	2.5	0.70	
540-59-0	1,2-Dichloroethene, Total	140	2.5	0.70	
67-64-1	Acetone	ND	5.0	1.5	U

Results Summary
Form 1
Volatile Organics by GC/MS

Client	: Roux Env. Eng. & Geology, DPC	**Lab Number**	: L2204289
Project Name	: PFIZER	**Project Number**	: 0047.0044Y047
Lab ID	: L2204289-03	**Date Collected**	: 01/26/22 12:00
Client ID	: DUP_01262022	**Date Received**	: 01/26/22
Sample Location	: 60-66 GERRY STREET	**Date Analyzed**	: 01/28/22 17:23
Sample Matrix	: WATER	**Dilution Factor**	: 1
Analytical Method	: 1,8260C	**Analyst**	: NLK
Lab File ID	: V08220128A18	**Instrument ID**	: VOA108
Sample Amount	: 10 ml	**GC Column**	: RTX-502.2
Level	: LOW	**%Solids**	: N/A
Extract Volume (MeOH)	: N/A	**Injection Volume**	: N/A

		ug/L			
CAS NO.	**Parameter**	**Results**	**RL**	**MDL**	**Qualifier**
78-93-3	2-Butanone	ND	5.0	1.9	U
104-51-8	n-Butylbenzene	ND	2.5	0.70	U
135-98-8	sec-Butylbenzene	ND	2.5	0.70	U
98-06-6	tert-Butylbenzene	ND	2.5	0.70	U
103-65-1	n-Propylbenzene	ND	2.5	0.70	U
108-67-8	1,3,5-Trimethylbenzene	ND	2.5	0.70	U
95-63-6	1,2,4-Trimethylbenzene	ND	2.5	0.70	U
123-91-1	1,4-Dioxane	ND	250	61.	U

Results Summary
Form 1
Volatile Organics by GC/MS

Client	: Roux Env. Eng. & Geology, DPC	**Lab Number**	: L2204289
Project Name	: PFIZER	**Project Number**	: 0047.0044Y047
Lab ID	: L2204289-04	**Date Collected**	: 01/26/22 11:25
Client ID	: MW-24I	**Date Received**	: 01/26/22
Sample Location	: 60-66 GERRY STREET	**Date Analyzed**	: 01/28/22 17:44
Sample Matrix	: WATER	**Dilution Factor**	: 1
Analytical Method	: 1,8260C	**Analyst**	: NLK
Lab File ID	: V08220128A19	**Instrument ID**	: VOA108
Sample Amount	: 10 ml	**GC Column**	: RTX-502.2
Level	: LOW	**%Solids**	: N/A
Extract Volume (MeOH)	: N/A	**Injection Volume**	: N/A

		ug/L			
CAS NO.	**Parameter**	**Results**	**RL**	**MDL**	**Qualifier**
75-09-2	Methylene chloride	ND	2.5	0.70	U
75-34-3	1,1-Dichloroethane	ND	2.5	0.70	U
67-66-3	Chloroform	ND	2.5	0.70	U
56-23-5	Carbon tetrachloride	ND	0.50	0.13	U
127-18-4	Tetrachloroethene	ND	0.50	0.18	U
108-90-7	Chlorobenzene	ND	2.5	0.70	U
107-06-2	1,2-Dichloroethane	ND	0.50	0.13	U
71-55-6	1,1,1-Trichloroethane	ND	2.5	0.70	U
71-43-2	Benzene	ND	0.50	0.16	U
108-88-3	Toluene	ND	2.5	0.70	U
100-41-4	Ethylbenzene	ND	2.5	0.70	U
75-01-4	Vinyl chloride	220	1.0	0.07	E
75-35-4	1,1-Dichloroethene	ND	0.50	0.17	U
156-60-5	trans-1,2-Dichloroethene	ND	2.5	0.70	U
79-01-6	Trichloroethene	ND	0.50	0.18	U
95-50-1	1,2-Dichlorobenzene	ND	2.5	0.70	U
541-73-1	1,3-Dichlorobenzene	ND	2.5	0.70	U
106-46-7	1,4-Dichlorobenzene	ND	2.5	0.70	U
1634-04-4	Methyl tert butyl ether	ND	2.5	0.70	U
179601-23-1	p/m-Xylene	ND	2.5	0.70	U
95-47-6	o-Xylene	ND	2.5	0.70	U
1330-20-7	Xylenes, Total	ND	2.5	0.70	U
156-59-2	cis-1,2-Dichloroethene	12	2.5	0.70	
540-59-0	1,2-Dichloroethene, Total	12	2.5	0.70	
67-64-1	Acetone	ND	5.0	1.5	U

Results Summary
Form 1
Volatile Organics by GC/MS

Client	: Roux Env. Eng. & Geology, DPC	**Lab Number**	: L2204289
Project Name	: PFIZER	**Project Number**	: 0047.0044Y047
Lab ID	: L2204289-04	**Date Collected**	: 01/26/22 11:25
Client ID	: MW-24I	**Date Received**	: 01/26/22
Sample Location	: 60-66 GERRY STREET	**Date Analyzed**	: 01/28/22 17:44
Sample Matrix	: WATER	**Dilution Factor**	: 1
Analytical Method	: 1,8260C	**Analyst**	: NLK
Lab File ID	: V08220128A19	**Instrument ID**	: VOA108
Sample Amount	: 10 ml	**GC Column**	: RTX-502.2
Level	: LOW	**%Solids**	: N/A
Extract Volume (MeOH)	: N/A	**Injection Volume**	: N/A

		ug/L			
CAS NO.	**Parameter**	**Results**	**RL**	**MDL**	**Qualifier**
78-93-3	2-Butanone	ND	5.0	1.9	U
104-51-8	n-Butylbenzene	ND	2.5	0.70	U
135-98-8	sec-Butylbenzene	ND	2.5	0.70	U
98-06-6	tert-Butylbenzene	ND	2.5	0.70	U
103-65-1	n-Propylbenzene	ND	2.5	0.70	U
108-67-8	1,3,5-Trimethylbenzene	ND	2.5	0.70	U
95-63-6	1,2,4-Trimethylbenzene	ND	2.5	0.70	U
123-91-1	1,4-Dioxane	ND	250	61.	U

Results Summary
Form 1
Volatile Organics by GC/MS

Client	: Roux Env. Eng. & Geology, DPC	**Lab Number**	: L2204289
Project Name	: PFIZER	**Project Number**	: 0047.0044Y047
Lab ID	: L2204289-04D	**Date Collected**	: 01/26/22 11:25
Client ID	: MW-24I	**Date Received**	: 01/26/22
Sample Location	: 60-66 GERRY STREET	**Date Analyzed**	: 02/01/22 09:13
Sample Matrix	: WATER	**Dilution Factor**	: 5
Analytical Method	: 1,8260C	**Analyst**	: MV
Lab File ID	: V05220201A06	**Instrument ID**	: VOA105
Sample Amount	: 2 ml	**GC Column**	: RTX-502.2
Level	: LOW	**%Solids**	: N/A
Extract Volume (MeOH)	: N/A	**Injection Volume**	: N/A

		ug/L			
CAS NO.	**Parameter**	**Results**	**RL**	**MDL**	**Qualifier**
75-01-4	Vinyl chloride	200	5.0	0.36	

Results Summary
Form 1
Volatile Organics by GC/MS

Client	: Roux Env. Eng. & Geology, DPC	**Lab Number**	: L2204289
Project Name	: PFIZER	**Project Number**	: 0047.0044Y047
Lab ID	: L2204289-05	**Date Collected**	: 01/26/22 10:30
Client ID	: MW-20	**Date Received**	: 01/26/22
Sample Location	: 60-66 GERRY STREET	**Date Analyzed**	: 01/28/22 18:04
Sample Matrix	: WATER	**Dilution Factor**	: 1
Analytical Method	: 1,8260C	**Analyst**	: NLK
Lab File ID	: V08220128A20	**Instrument ID**	: VOA108
Sample Amount	: 10 ml	**GC Column**	: RTX-502.2
Level	: LOW	**%Solids**	: N/A
Extract Volume (MeOH)	: N/A	**Injection Volume**	: N/A

		ug/L			
CAS NO.	**Parameter**	**Results**	**RL**	**MDL**	**Qualifier**
75-09-2	Methylene chloride	ND	2.5	0.70	U
75-34-3	1,1-Dichloroethane	ND	2.5	0.70	U
67-66-3	Chloroform	ND	2.5	0.70	U
56-23-5	Carbon tetrachloride	ND	0.50	0.13	U
127-18-4	Tetrachloroethene	ND	0.50	0.18	U
108-90-7	Chlorobenzene	ND	2.5	0.70	U
107-06-2	1,2-Dichloroethane	ND	0.50	0.13	U
71-55-6	1,1,1-Trichloroethane	ND	2.5	0.70	U
71-43-2	Benzene	ND	0.50	0.16	U
108-88-3	Toluene	ND	2.5	0.70	U
100-41-4	Ethylbenzene	ND	2.5	0.70	U
75-01-4	Vinyl chloride	50	1.0	0.07	
75-35-4	1,1-Dichloroethene	ND	0.50	0.17	U
156-60-5	trans-1,2-Dichloroethene	ND	2.5	0.70	U
79-01-6	Trichloroethene	ND	0.50	0.18	U
95-50-1	1,2-Dichlorobenzene	ND	2.5	0.70	U
541-73-1	1,3-Dichlorobenzene	ND	2.5	0.70	U
106-46-7	1,4-Dichlorobenzene	ND	2.5	0.70	U
1634-04-4	Methyl tert butyl ether	ND	2.5	0.70	U
179601-23-1	p/m-Xylene	ND	2.5	0.70	U
95-47-6	o-Xylene	ND	2.5	0.70	U
1330-20-7	Xylenes, Total	ND	2.5	0.70	U
156-59-2	cis-1,2-Dichloroethene	61	2.5	0.70	
540-59-0	1,2-Dichloroethene, Total	61	2.5	0.70	
67-64-1	Acetone	ND	5.0	1.5	U

Results Summary
Form 1
Volatile Organics by GC/MS

Client	: Roux Env. Eng. & Geology, DPC	**Lab Number**	: L2204289
Project Name	: PFIZER	**Project Number**	: 0047.0044Y047
Lab ID	: L2204289-05	**Date Collected**	: 01/26/22 10:30
Client ID	: MW-20	**Date Received**	: 01/26/22
Sample Location	: 60-66 GERRY STREET	**Date Analyzed**	: 01/28/22 18:04
Sample Matrix	: WATER	**Dilution Factor**	: 1
Analytical Method	: 1,8260C	**Analyst**	: NLK
Lab File ID	: V08220128A20	**Instrument ID**	: VOA108
Sample Amount	: 10 ml	**GC Column**	: RTX-502.2
Level	: LOW	**%Solids**	: N/A
Extract Volume (MeOH)	: N/A	**Injection Volume**	: N/A

		ug/L			
CAS NO.	**Parameter**	**Results**	**RL**	**MDL**	**Qualifier**
78-93-3	2-Butanone	ND	5.0	1.9	U
104-51-8	n-Butylbenzene	ND	2.5	0.70	U
135-98-8	sec-Butylbenzene	ND	2.5	0.70	U
98-06-6	tert-Butylbenzene	ND	2.5	0.70	U
103-65-1	n-Propylbenzene	ND	2.5	0.70	U
108-67-8	1,3,5-Trimethylbenzene	ND	2.5	0.70	U
95-63-6	1,2,4-Trimethylbenzene	ND	2.5	0.70	U
123-91-1	1,4-Dioxane	ND	250	61.	U

Results Summary
Form 1
Volatile Organics by GC/MS

Client	: Roux Env. Eng. & Geology, DPC	**Lab Number**	: L2204289
Project Name	: PFIZER	**Project Number**	: 0047.0044Y047
Lab ID	: L2204289-06	**Date Collected**	: 01/26/22 09:40
Client ID	: MW-10	**Date Received**	: 01/26/22
Sample Location	: 60-66 GERRY STREET	**Date Analyzed**	: 01/28/22 18:24
Sample Matrix	: WATER	**Dilution Factor**	: 1
Analytical Method	: 1,8260C	**Analyst**	: NLK
Lab File ID	: V08220128A21	**Instrument ID**	: VOA108
Sample Amount	: 10 ml	**GC Column**	: RTX-502.2
Level	: LOW	**%Solids**	: N/A
Extract Volume (MeOH)	: N/A	**Injection Volume**	: N/A

		ug/L			
CAS NO.	**Parameter**	**Results**	**RL**	**MDL**	**Qualifier**
75-09-2	Methylene chloride	ND	2.5	0.70	U
75-34-3	1,1-Dichloroethane	ND	2.5	0.70	U
67-66-3	Chloroform	ND	2.5	0.70	U
56-23-5	Carbon tetrachloride	ND	0.50	0.13	U
127-18-4	Tetrachloroethene	18	0.50	0.18	
108-90-7	Chlorobenzene	ND	2.5	0.70	U
107-06-2	1,2-Dichloroethane	ND	0.50	0.13	U
71-55-6	1,1,1-Trichloroethane	ND	2.5	0.70	U
71-43-2	Benzene	ND	0.50	0.16	U
108-88-3	Toluene	ND	2.5	0.70	U
100-41-4	Ethylbenzene	ND	2.5	0.70	U
75-01-4	Vinyl chloride	78	1.0	0.07	
75-35-4	1,1-Dichloroethene	0.33	0.50	0.17	J
156-60-5	trans-1,2-Dichloroethene	ND	2.5	0.70	U
79-01-6	Trichloroethene	8.7	0.50	0.18	
95-50-1	1,2-Dichlorobenzene	ND	2.5	0.70	U
541-73-1	1,3-Dichlorobenzene	ND	2.5	0.70	U
106-46-7	1,4-Dichlorobenzene	ND	2.5	0.70	U
1634-04-4	Methyl tert butyl ether	ND	2.5	0.70	U
179601-23-1	p/m-Xylene	ND	2.5	0.70	U
95-47-6	o-Xylene	ND	2.5	0.70	U
1330-20-7	Xylenes, Total	ND	2.5	0.70	U
156-59-2	cis-1,2-Dichloroethene	170	2.5	0.70	
540-59-0	1,2-Dichloroethene, Total	170	2.5	0.70	
67-64-1	Acetone	ND	5.0	1.5	U

Results Summary
Form 1
Volatile Organics by GC/MS

Client	: Roux Env. Eng. & Geology, DPC	**Lab Number**	: L2204289
Project Name	: PFIZER	**Project Number**	: 0047.0044Y047
Lab ID	: L2204289-06	**Date Collected**	: 01/26/22 09:40
Client ID	: MW-10	**Date Received**	: 01/26/22
Sample Location	: 60-66 GERRY STREET	**Date Analyzed**	: 01/28/22 18:24
Sample Matrix	: WATER	**Dilution Factor**	: 1
Analytical Method	: 1,8260C	**Analyst**	: NLK
Lab File ID	: V08220128A21	**Instrument ID**	: VOA108
Sample Amount	: 10 ml	**GC Column**	: RTX-502.2
Level	: LOW	**%Solids**	: N/A
Extract Volume (MeOH)	: N/A	**Injection Volume**	: N/A

		ug/L			
CAS NO.	**Parameter**	**Results**	**RL**	**MDL**	**Qualifier**
78-93-3	2-Butanone	ND	5.0	1.9	U
104-51-8	n-Butylbenzene	ND	2.5	0.70	U
135-98-8	sec-Butylbenzene	ND	2.5	0.70	U
98-06-6	tert-Butylbenzene	ND	2.5	0.70	U
103-65-1	n-Propylbenzene	ND	2.5	0.70	U
108-67-8	1,3,5-Trimethylbenzene	ND	2.5	0.70	U
95-63-6	1,2,4-Trimethylbenzene	ND	2.5	0.70	U
123-91-1	1,4-Dioxane	ND	250	61.	U

Results Summary
Form 1
Volatile Organics by GC/MS

Client	: Roux Env. Eng. & Geology, DPC	**Lab Number**	: L2204289
Project Name	: PFIZER	**Project Number**	: 0047.0044Y047
Lab ID	: L2204289-07	**Date Collected**	: 01/26/22 14:20
Client ID	: FB-01262022	**Date Received**	: 01/26/22
Sample Location	: 60-66 GERRY STREET	**Date Analyzed**	: 01/28/22 18:45
Sample Matrix	: WATER	**Dilution Factor**	: 1
Analytical Method	: 1,8260C	**Analyst**	: NLK
Lab File ID	: V08220128A22	**Instrument ID**	: VOA108
Sample Amount	: 10 ml	**GC Column**	: RTX-502.2
Level	: LOW	**%Solids**	: N/A
Extract Volume (MeOH)	: N/A	**Injection Volume**	: N/A

		ug/L			
CAS NO.	**Parameter**	**Results**	**RL**	**MDL**	**Qualifier**
75-09-2	Methylene chloride	ND	2.5	0.70	U
75-34-3	1,1-Dichloroethane	ND	2.5	0.70	U
67-66-3	Chloroform	ND	2.5	0.70	U
56-23-5	Carbon tetrachloride	ND	0.50	0.13	U
127-18-4	Tetrachloroethene	ND	0.50	0.18	U
108-90-7	Chlorobenzene	ND	2.5	0.70	U
107-06-2	1,2-Dichloroethane	ND	0.50	0.13	U
71-55-6	1,1,1-Trichloroethane	ND	2.5	0.70	U
71-43-2	Benzene	ND	0.50	0.16	U
108-88-3	Toluene	ND	2.5	0.70	U
100-41-4	Ethylbenzene	ND	2.5	0.70	U
75-01-4	Vinyl chloride	ND	1.0	0.07	U
75-35-4	1,1-Dichloroethene	ND	0.50	0.17	U
156-60-5	trans-1,2-Dichloroethene	ND	2.5	0.70	U
79-01-6	Trichloroethene	ND	0.50	0.18	U
95-50-1	1,2-Dichlorobenzene	ND	2.5	0.70	U
541-73-1	1,3-Dichlorobenzene	ND	2.5	0.70	U
106-46-7	1,4-Dichlorobenzene	ND	2.5	0.70	U
1634-04-4	Methyl tert butyl ether	ND	2.5	0.70	U
179601-23-1	p/m-Xylene	ND	2.5	0.70	U
95-47-6	o-Xylene	ND	2.5	0.70	U
1330-20-7	Xylenes, Total	ND	2.5	0.70	U
156-59-2	cis-1,2-Dichloroethene	ND	2.5	0.70	U
540-59-0	1,2-Dichloroethene, Total	ND	2.5	0.70	U
67-64-1	Acetone	ND	5.0	1.5	U

Results Summary
Form 1
Volatile Organics by GC/MS

Client	: Roux Env. Eng. & Geology, DPC	**Lab Number**	: L2204289
Project Name	: PFIZER	**Project Number**	: 0047.0044Y047
Lab ID	: L2204289-07	**Date Collected**	: 01/26/22 14:20
Client ID	: FB-01262022	**Date Received**	: 01/26/22
Sample Location	: 60-66 GERRY STREET	**Date Analyzed**	: 01/28/22 18:45
Sample Matrix	: WATER	**Dilution Factor**	: 1
Analytical Method	: 1,8260C	**Analyst**	: NLK
Lab File ID	: V08220128A22	**Instrument ID**	: VOA108
Sample Amount	: 10 ml	**GC Column**	: RTX-502.2
Level	: LOW	**%Solids**	: N/A
Extract Volume (MeOH)	: N/A	**Injection Volume**	: N/A

		ug/L			
CAS NO.	**Parameter**	**Results**	**RL**	**MDL**	**Qualifier**
78-93-3	2-Butanone	ND	5.0	1.9	U
104-51-8	n-Butylbenzene	ND	2.5	0.70	U
135-98-8	sec-Butylbenzene	ND	2.5	0.70	U
98-06-6	tert-Butylbenzene	ND	2.5	0.70	U
103-65-1	n-Propylbenzene	ND	2.5	0.70	U
108-67-8	1,3,5-Trimethylbenzene	ND	2.5	0.70	U
95-63-6	1,2,4-Trimethylbenzene	ND	2.5	0.70	U
123-91-1	1,4-Dioxane	ND	250	61.	U

Results Summary
Form 1
Volatile Organics by GC/MS

Client	: Roux Env. Eng. & Geology, DPC	**Lab Number**	: L2204289
Project Name	: PFIZER	**Project Number**	: 0047.0044Y047
Lab ID	: L2204289-08	**Date Collected**	: 01/26/22 10:00
Client ID	: MW-25I	**Date Received**	: 01/26/22
Sample Location	: 60-66 GERRY STREET	**Date Analyzed**	: 01/28/22 19:05
Sample Matrix	: WATER	**Dilution Factor**	: 1
Analytical Method	: 1,8260C	**Analyst**	: NLK
Lab File ID	: V08220128A23	**Instrument ID**	: VOA108
Sample Amount	: 10 ml	**GC Column**	: RTX-502.2
Level	: LOW	**%Solids**	: N/A
Extract Volume (MeOH)	: N/A	**Injection Volume**	: N/A

		ug/L			
CAS NO.	**Parameter**	**Results**	**RL**	**MDL**	**Qualifier**
75-09-2	Methylene chloride	ND	2.5	0.70	U
75-34-3	1,1-Dichloroethane	ND	2.5	0.70	U
67-66-3	Chloroform	ND	2.5	0.70	U
56-23-5	Carbon tetrachloride	ND	0.50	0.13	U
127-18-4	Tetrachloroethene	ND	0.50	0.18	U
108-90-7	Chlorobenzene	ND	2.5	0.70	U
107-06-2	1,2-Dichloroethane	ND	0.50	0.13	U
71-55-6	1,1,1-Trichloroethane	ND	2.5	0.70	U
71-43-2	Benzene	ND	0.50	0.16	U
108-88-3	Toluene	ND	2.5	0.70	U
100-41-4	Ethylbenzene	ND	2.5	0.70	U
75-01-4	Vinyl chloride	2.0	1.0	0.07	
75-35-4	1,1-Dichloroethene	ND	0.50	0.17	U
156-60-5	trans-1,2-Dichloroethene	ND	2.5	0.70	U
79-01-6	Trichloroethene	ND	0.50	0.18	U
95-50-1	1,2-Dichlorobenzene	ND	2.5	0.70	U
541-73-1	1,3-Dichlorobenzene	ND	2.5	0.70	U
106-46-7	1,4-Dichlorobenzene	ND	2.5	0.70	U
1634-04-4	Methyl tert butyl ether	1.5	2.5	0.70	J
179601-23-1	p/m-Xylene	ND	2.5	0.70	U
95-47-6	o-Xylene	ND	2.5	0.70	U
1330-20-7	Xylenes, Total	ND	2.5	0.70	U
156-59-2	cis-1,2-Dichloroethene	11	2.5	0.70	
540-59-0	1,2-Dichloroethene, Total	11	2.5	0.70	
67-64-1	Acetone	ND	5.0	1.5	U

Results Summary
Form 1
Volatile Organics by GC/MS

Client	: Roux Env. Eng. & Geology, DPC	**Lab Number**	: L2204289
Project Name	: PFIZER	**Project Number**	: 0047.0044Y047
Lab ID	: L2204289-08	**Date Collected**	: 01/26/22 10:00
Client ID	: MW-25I	**Date Received**	: 01/26/22
Sample Location	: 60-66 GERRY STREET	**Date Analyzed**	: 01/28/22 19:05
Sample Matrix	: WATER	**Dilution Factor**	: 1
Analytical Method	: 1,8260C	**Analyst**	: NLK
Lab File ID	: V08220128A23	**Instrument ID**	: VOA108
Sample Amount	: 10 ml	**GC Column**	: RTX-502.2
Level	: LOW	**%Solids**	: N/A
Extract Volume (MeOH)	: N/A	**Injection Volume**	: N/A

		ug/L			
CAS NO.	**Parameter**	**Results**	**RL**	**MDL**	**Qualifier**
78-93-3	2-Butanone	ND	5.0	1.9	U
104-51-8	n-Butylbenzene	ND	2.5	0.70	U
135-98-8	sec-Butylbenzene	ND	2.5	0.70	U
98-06-6	tert-Butylbenzene	ND	2.5	0.70	U
103-65-1	n-Propylbenzene	ND	2.5	0.70	U
108-67-8	1,3,5-Trimethylbenzene	ND	2.5	0.70	U
95-63-6	1,2,4-Trimethylbenzene	ND	2.5	0.70	U
123-91-1	1,4-Dioxane	ND	250	61.	U

Results Summary
Form 1
Volatile Organics by GC/MS

Client	: Roux Env. Eng. & Geology, DPC	**Lab Number**	: L2204289
Project Name	: PFIZER	**Project Number**	: 0047.0044Y047
Lab ID	: L2204289-09	**Date Collected**	: 01/26/22 00:00
Client ID	: TB-01262022	**Date Received**	: 01/26/22
Sample Location	: 60-66 GERRY STREET	**Date Analyzed**	: 01/28/22 19:25
Sample Matrix	: WATER	**Dilution Factor**	: 1
Analytical Method	: 1,8260C	**Analyst**	: NLK
Lab File ID	: V08220128A24	**Instrument ID**	: VOA108
Sample Amount	: 10 ml	**GC Column**	: RTX-502.2
Level	: LOW	**%Solids**	: N/A
Extract Volume (MeOH)	: N/A	**Injection Volume**	: N/A

		ug/L			
CAS NO.	**Parameter**	**Results**	**RL**	**MDL**	**Qualifier**
75-09-2	Methylene chloride	ND	2.5	0.70	U
75-34-3	1,1-Dichloroethane	ND	2.5	0.70	U
67-66-3	Chloroform	ND	2.5	0.70	U
56-23-5	Carbon tetrachloride	ND	0.50	0.13	U
127-18-4	Tetrachloroethene	ND	0.50	0.18	U
108-90-7	Chlorobenzene	ND	2.5	0.70	U
107-06-2	1,2-Dichloroethane	ND	0.50	0.13	U
71-55-6	1,1,1-Trichloroethane	ND	2.5	0.70	U
71-43-2	Benzene	ND	0.50	0.16	U
108-88-3	Toluene	ND	2.5	0.70	U
100-41-4	Ethylbenzene	ND	2.5	0.70	U
75-01-4	Vinyl chloride	ND	1.0	0.07	U
75-35-4	1,1-Dichloroethene	ND	0.50	0.17	U
156-60-5	trans-1,2-Dichloroethene	ND	2.5	0.70	U
79-01-6	Trichloroethene	ND	0.50	0.18	U
95-50-1	1,2-Dichlorobenzene	ND	2.5	0.70	U
541-73-1	1,3-Dichlorobenzene	ND	2.5	0.70	U
106-46-7	1,4-Dichlorobenzene	ND	2.5	0.70	U
1634-04-4	Methyl tert butyl ether	ND	2.5	0.70	U
179601-23-1	p/m-Xylene	ND	2.5	0.70	U
95-47-6	o-Xylene	ND	2.5	0.70	U
1330-20-7	Xylenes, Total	ND	2.5	0.70	U
156-59-2	cis-1,2-Dichloroethene	ND	2.5	0.70	U
540-59-0	1,2-Dichloroethene, Total	ND	2.5	0.70	U
67-64-1	Acetone	ND	5.0	1.5	U

Results Summary
Form 1
Volatile Organics by GC/MS

Client	: Roux Env. Eng. & Geology, DPC	**Lab Number**	: L2204289
Project Name	: PFIZER	**Project Number**	: 0047.0044Y047
Lab ID	: L2204289-09	**Date Collected**	: 01/26/22 00:00
Client ID	: TB-01262022	**Date Received**	: 01/26/22
Sample Location	: 60-66 GERRY STREET	**Date Analyzed**	: 01/28/22 19:25
Sample Matrix	: WATER	**Dilution Factor**	: 1
Analytical Method	: 1,8260C	**Analyst**	: NLK
Lab File ID	: V08220128A24	**Instrument ID**	: VOA108
Sample Amount	: 10 ml	**GC Column**	: RTX-502.2
Level	: LOW	**%Solids**	: N/A
Extract Volume (MeOH)	: N/A	**Injection Volume**	: N/A

		ug/L			
CAS NO.	**Parameter**	**Results**	**RL**	**MDL**	**Qualifier**
78-93-3	2-Butanone	ND	5.0	1.9	U
104-51-8	n-Butylbenzene	ND	2.5	0.70	U
135-98-8	sec-Butylbenzene	ND	2.5	0.70	U
98-06-6	tert-Butylbenzene	ND	2.5	0.70	U
103-65-1	n-Propylbenzene	ND	2.5	0.70	U
108-67-8	1,3,5-Trimethylbenzene	ND	2.5	0.70	U
95-63-6	1,2,4-Trimethylbenzene	ND	2.5	0.70	U
123-91-1	1,4-Dioxane	ND	250	61.	U

Results Summary
Form 1
Volatile Organics by GC/MS

Client	: Roux Env. Eng. & Geology, DPC	**Lab Number**	: L2204289
Project Name	: PFIZER	**Project Number**	: 0047.0044Y047
Lab ID	: L2204289-10D	**Date Collected**	: 01/26/22 13:20
Client ID	: MW-D2I	**Date Received**	: 01/26/22
Sample Location	: 60-66 GERRY STREET	**Date Analyzed**	: 01/28/22 19:46
Sample Matrix	: WATER	**Dilution Factor**	: 4
Analytical Method	: 1,8260C	**Analyst**	: NLK
Lab File ID	: V08220128A25	**Instrument ID**	: VOA108
Sample Amount	: 2.5 ml	**GC Column**	: RTX-502.2
Level	: LOW	**%Solids**	: N/A
Extract Volume (MeOH)	: N/A	**Injection Volume**	: N/A

		ug/L			
CAS NO.	**Parameter**	**Results**	**RL**	**MDL**	**Qualifier**
75-09-2	Methylene chloride	ND	10	2.8	U
75-34-3	1,1-Dichloroethane	ND	10	2.8	U
67-66-3	Chloroform	ND	10	2.8	U
56-23-5	Carbon tetrachloride	ND	2.0	0.54	U
127-18-4	Tetrachloroethene	ND	2.0	0.72	U
108-90-7	Chlorobenzene	ND	10	2.8	U
107-06-2	1,2-Dichloroethane	ND	2.0	0.53	U
71-55-6	1,1,1-Trichloroethane	ND	10	2.8	U
71-43-2	Benzene	ND	2.0	0.64	U
108-88-3	Toluene	ND	10	2.8	U
100-41-4	Ethylbenzene	ND	10	2.8	U
75-01-4	Vinyl chloride	18	4.0	0.28	
75-35-4	1,1-Dichloroethene	ND	2.0	0.68	U
156-60-5	trans-1,2-Dichloroethene	ND	10	2.8	U
79-01-6	Trichloroethene	ND	2.0	0.70	U
95-50-1	1,2-Dichlorobenzene	ND	10	2.8	U
541-73-1	1,3-Dichlorobenzene	ND	10	2.8	U
106-46-7	1,4-Dichlorobenzene	ND	10	2.8	U
1634-04-4	Methyl tert butyl ether	ND	10	2.8	U
179601-23-1	p/m-Xylene	ND	10	2.8	U
95-47-6	o-Xylene	ND	10	2.8	U
1330-20-7	Xylenes, Total	ND	10	2.8	U
156-59-2	cis-1,2-Dichloroethene	29	10	2.8	
540-59-0	1,2-Dichloroethene, Total	29	10	2.8	
67-64-1	Acetone	630	20	5.8	

Results Summary
Form 1
Volatile Organics by GC/MS

Client	: Roux Env. Eng. & Geology, DPC	**Lab Number**	: L2204289
Project Name	: PFIZER	**Project Number**	: 0047.0044Y047
Lab ID	: L2204289-10D	**Date Collected**	: 01/26/22 13:20
Client ID	: MW-D2I	**Date Received**	: 01/26/22
Sample Location	: 60-66 GERRY STREET	**Date Analyzed**	: 01/28/22 19:46
Sample Matrix	: WATER	**Dilution Factor**	: 4
Analytical Method	: 1,8260C	**Analyst**	: NLK
Lab File ID	: V08220128A25	**Instrument ID**	: VOA108
Sample Amount	: 2.5 ml	**GC Column**	: RTX-502.2
Level	: LOW	**%Solids**	: N/A
Extract Volume (MeOH)	: N/A	**Injection Volume**	: N/A

		ug/L			
CAS NO.	**Parameter**	**Results**	**RL**	**MDL**	**Qualifier**
78-93-3	2-Butanone	640	20	7.8	
104-51-8	n-Butylbenzene	ND	10	2.8	U
135-98-8	sec-Butylbenzene	ND	10	2.8	U
98-06-6	tert-Butylbenzene	ND	10	2.8	U
103-65-1	n-Propylbenzene	ND	10	2.8	U
108-67-8	1,3,5-Trimethylbenzene	ND	10	2.8	U
95-63-6	1,2,4-Trimethylbenzene	ND	10	2.8	U
123-91-1	1,4-Dioxane	ND	1000	240	U

Results Summary
Form 1
Volatile Organics by GC/MS

Client	: Roux Env. Eng. & Geology, DPC	**Lab Number**	: L2204289
Project Name	: PFIZER	**Project Number**	: 0047.0044Y047
Lab ID	: WG1600155-5	**Date Collected**	: NA
Client ID	: WG1600155-5BLANK	**Date Received**	: NA
Sample Location	:	**Date Analyzed**	: 01/28/22 12:59
Sample Matrix	: WATER	**Dilution Factor**	: 1
Analytical Method	: 1,8260C	**Analyst**	: NLK
Lab File ID	: V08220128A05	**Instrument ID**	: VOA108
Sample Amount	: 10 ml	**GC Column**	: RTX-502.2
Level	: LOW	**%Solids**	: N/A
Extract Volume (MeOH)	: N/A	**Injection Volume**	: N/A

		ug/L			
CAS NO.	**Parameter**	**Results**	**RL**	**MDL**	**Qualifier**
75-09-2	Methylene chloride	ND	2.5	0.70	U
75-34-3	1,1-Dichloroethane	ND	2.5	0.70	U
67-66-3	Chloroform	ND	2.5	0.70	U
56-23-5	Carbon tetrachloride	ND	0.50	0.13	U
127-18-4	Tetrachloroethene	ND	0.50	0.18	U
108-90-7	Chlorobenzene	ND	2.5	0.70	U
107-06-2	1,2-Dichloroethane	ND	0.50	0.13	U
71-55-6	1,1,1-Trichloroethane	ND	2.5	0.70	U
71-43-2	Benzene	ND	0.50	0.16	U
108-88-3	Toluene	ND	2.5	0.70	U
100-41-4	Ethylbenzene	ND	2.5	0.70	U
75-01-4	Vinyl chloride	ND	1.0	0.07	U
75-35-4	1,1-Dichloroethene	ND	0.50	0.17	U
156-60-5	trans-1,2-Dichloroethene	ND	2.5	0.70	U
79-01-6	Trichloroethene	ND	0.50	0.18	U
95-50-1	1,2-Dichlorobenzene	ND	2.5	0.70	U
541-73-1	1,3-Dichlorobenzene	ND	2.5	0.70	U
106-46-7	1,4-Dichlorobenzene	ND	2.5	0.70	U
1634-04-4	Methyl tert butyl ether	ND	2.5	0.70	U
179601-23-1	p/m-Xylene	ND	2.5	0.70	U
95-47-6	o-Xylene	ND	2.5	0.70	U
1330-20-7	Xylenes, Total	ND	2.5	0.70	U
156-59-2	cis-1,2-Dichloroethene	ND	2.5	0.70	U
540-59-0	1,2-Dichloroethene, Total	ND	2.5	0.70	U
67-64-1	Acetone	ND	5.0	1.5	U

Results Summary
Form 1
Volatile Organics by GC/MS

Client	: Roux Env. Eng. & Geology, DPC	**Lab Number**	: L2204289
Project Name	: PFIZER	**Project Number**	: 0047.0044Y047
Lab ID	: WG1600155-5	**Date Collected**	: NA
Client ID	: WG1600155-5BLANK	**Date Received**	: NA
Sample Location	:	**Date Analyzed**	: 01/28/22 12:59
Sample Matrix	: WATER	**Dilution Factor**	: 1
Analytical Method	: 1,8260C	**Analyst**	: NLK
Lab File ID	: V08220128A05	**Instrument ID**	: VOA108
Sample Amount	: 10 ml	**GC Column**	: RTX-502.2
Level	: LOW	**%Solids**	: N/A
Extract Volume (MeOH)	: N/A	**Injection Volume**	: N/A

		ug/L			
CAS NO.	**Parameter**	**Results**	**RL**	**MDL**	**Qualifier**
78-93-3	2-Butanone	ND	5.0	1.9	U
104-51-8	n-Butylbenzene	ND	2.5	0.70	U
135-98-8	sec-Butylbenzene	ND	2.5	0.70	U
98-06-6	tert-Butylbenzene	ND	2.5	0.70	U
103-65-1	n-Propylbenzene	ND	2.5	0.70	U
108-67-8	1,3,5-Trimethylbenzene	ND	2.5	0.70	U
95-63-6	1,2,4-Trimethylbenzene	ND	2.5	0.70	U
123-91-1	1,4-Dioxane	ND	250	61.	U

Results Summary
Form 1
Volatile Organics by GC/MS

Client	: Roux Env. Eng. & Geology, DPC	**Lab Number**	: L2204289
Project Name	: PFIZER	**Project Number**	: 0047.0044Y047
Lab ID	: WG1600175-5	**Date Collected**	: NA
Client ID	: WG1600175-5BLANK	**Date Received**	: NA
Sample Location	:	**Date Analyzed**	: 02/01/22 08:50
Sample Matrix	: WATER	**Dilution Factor**	: 1
Analytical Method	: 1,8260C	**Analyst**	: PD
Lab File ID	: V05220201A05	**Instrument ID**	: VOA105
Sample Amount	: 10 ml	**GC Column**	: RTX-502.2
Level	: LOW	**%Solids**	: N/A
Extract Volume (MeOH)	: N/A	**Injection Volume**	: N/A

		ug/L			
CAS NO.	**Parameter**	**Results**	**RL**	**MDL**	**Qualifier**
75-09-2	Methylene chloride	ND	2.5	0.70	U
75-34-3	1,1-Dichloroethane	ND	2.5	0.70	U
67-66-3	Chloroform	ND	2.5	0.70	U
56-23-5	Carbon tetrachloride	ND	0.50	0.13	U
127-18-4	Tetrachloroethene	ND	0.50	0.18	U
108-90-7	Chlorobenzene	ND	2.5	0.70	U
107-06-2	1,2-Dichloroethane	ND	0.50	0.13	U
71-55-6	1,1,1-Trichloroethane	ND	2.5	0.70	U
71-43-2	Benzene	ND	0.50	0.16	U
108-88-3	Toluene	ND	2.5	0.70	U
100-41-4	Ethylbenzene	ND	2.5	0.70	U
75-01-4	Vinyl chloride	ND	1.0	0.07	U
75-35-4	1,1-Dichloroethene	ND	0.50	0.17	U
156-60-5	trans-1,2-Dichloroethene	ND	2.5	0.70	U
79-01-6	Trichloroethene	ND	0.50	0.18	U
95-50-1	1,2-Dichlorobenzene	ND	2.5	0.70	U
541-73-1	1,3-Dichlorobenzene	ND	2.5	0.70	U
106-46-7	1,4-Dichlorobenzene	ND	2.5	0.70	U
1634-04-4	Methyl tert butyl ether	ND	2.5	0.70	U
179601-23-1	p/m-Xylene	ND	2.5	0.70	U
95-47-6	o-Xylene	ND	2.5	0.70	U
1330-20-7	Xylenes, Total	ND	2.5	0.70	U
156-59-2	cis-1,2-Dichloroethene	ND	2.5	0.70	U
540-59-0	1,2-Dichloroethene, Total	ND	2.5	0.70	U
67-64-1	Acetone	ND	5.0	1.5	U

Results Summary
Form 1
Volatile Organics by GC/MS

Client	: Roux Env. Eng. & Geology, DPC	**Lab Number**	: L2204289
Project Name	: PFIZER	**Project Number**	: 0047.0044Y047
Lab ID	: WG1600175-5	**Date Collected**	: NA
Client ID	: WG1600175-5BLANK	**Date Received**	: NA
Sample Location	:	**Date Analyzed**	: 02/01/22 08:50
Sample Matrix	: WATER	**Dilution Factor**	: 1
Analytical Method	: 1,8260C	**Analyst**	: PD
Lab File ID	: V05220201A05	**Instrument ID**	: VOA105
Sample Amount	: 10 ml	**GC Column**	: RTX-502.2
Level	: LOW	**%Solids**	: N/A
Extract Volume (MeOH)	: N/A	**Injection Volume**	: N/A

		ug/L			
CAS NO.	**Parameter**	**Results**	**RL**	**MDL**	**Qualifier**
78-93-3	2-Butanone	ND	5.0	1.9	U
104-51-8	n-Butylbenzene	ND	2.5	0.70	U
135-98-8	sec-Butylbenzene	ND	2.5	0.70	U
98-06-6	tert-Butylbenzene	ND	2.5	0.70	U
103-65-1	n-Propylbenzene	ND	2.5	0.70	U
108-67-8	1,3,5-Trimethylbenzene	ND	2.5	0.70	U
95-63-6	1,2,4-Trimethylbenzene	ND	2.5	0.70	U
123-91-1	1,4-Dioxane	ND	250	61.	U

Quantitation Report (QT Reviewed)

Data Path : I:\VOLATILES\VOA108\2022\220128A\
Data File : V08220128A16.d
Acq On : 28 Jan 2022 4:43 pm
Operator : VOA108:NLK
Sample : L2204289-01,31,10,10,,A1,PRI
Misc : WG1600155,ICAL18662
ALS Vial : 16 Sample Multiplier: 1

Quant Time: Jan 31 14:05:04 2022
Quant Method : I:\VOLATILES\VOA108\2022\220128A\V108_220121A_8260.m
Quant Title : VOLATILES BY GC/MS
QLast Update : Mon Jan 24 08:59:42 2022
Response via : Initial Calibration

CCAL FILE(s) : 1 - I:\VOLATILES\VOA108\2022\220128A\V08220128A01.d
Sub List : 8260-NYTCL - Megamix plus Diox

Compound	R.T.	QIon	Response	Conc Units	Dev(Min)
Internal Standards					
1) Fluorobenzene	5.610	96	149716	10.000 ug/L	0.00
Standard Area 1 = 176781			Recovery = 84.69%		
59) Chlorobenzene-d5	8.556	117	116674	10.000 ug/L	0.00
Standard Area 1 = 131590			Recovery = 88.66%		
79) 1,4-Dichlorobenzene-d4	10.035	152	53287	10.000 ug/L	0.00
Standard Area 1 = 64481			Recovery = 82.64%		
System Monitoring Compounds					
36) Dibromofluoromethane	4.640	113	43460	10.756 ug/L	0.00
Spiked Amount 10.000	Range 70 - 130		Recovery = 107.56%		
43) 1,2-Dichloroethane-d4	5.258	65	50366	10.799 ug/L	0.00
Spiked Amount 10.000	Range 70 - 130		Recovery = 107.99%		
60) Toluene-d8	7.287	98	144608	9.880 ug/L	0.00
Spiked Amount 10.000	Range 70 - 130		Recovery = 98.80%		
83) 4-Bromofluorobenzene	9.364	95	50725	9.927 ug/L	0.00
Spiked Amount 10.000	Range 70 - 130		Recovery = 99.27%		
Target Compounds					Qvalue
4) Vinyl chloride	1.179	62	1079	0.195 ug/L	98
10) 1,1-Dichloroethene	0.000		0	N.D.	
15) Methylene chloride	0.000		0	N.D.	
17) Acetone	0.000		0	N.D. d	
18) trans-1,2-Dichloroethene	0.000		0	N.D.	
20) Methyl tert-butyl ether	2.773	73	58	N.D.	
23) 1,1-Dichloroethane	0.000		0	N.D.	
28) cis-1,2-Dichloroethene	3.990	96	26925	5.717 ug/L	82
32) Chloroform	0.000		0	N.D.	
34) Carbon tetrachloride	0.000		0	N.D.	
37) 1,1,1-Trichloroethane	0.000		0	N.D.	
39) 2-Butanone	4.844	43	56	N.D.	
41) Benzene	5.096	78	6260	0.375 ug/L	94
44) 1,2-Dichloroethane	0.000		0	N.D.	
48) Trichloroethene	5.804	95	1083	0.254 ug/L	93
57) 1,4-Dioxane	0.000		0	N.D.	
61) Toluene	7.335	92	63	N.D.	
63) Tetrachloroethene	7.691	166	1239	0.279 ug/L	90
73) Chlorobenzene	0.000		0	N.D.	
74) Ethylbenzene	8.614	91	124	N.D.	

Data Path : I:\VOLATILES\VOA108\2022\220128A\
Data File : V08220128A16.d
Acq On : 28 Jan 2022 4:43 pm
Operator : VOA108:NLK
Sample : L2204289-01,31,10,10,,A1,PRI
Misc : WG1600155,ICAL18662
ALS Vial : 16 Sample Multiplier: 1

Quant Time: Jan 31 14:05:04 2022
Quant Method : I:\VOLATILES\VOA108\2022\220128A\V108_220121A_8260.m
Quant Title : VOLATILES BY GC/MS
QLast Update : Mon Jan 24 08:59:42 2022
Response via : Initial Calibration

CCAL FILE(s) : 1 - I:\VOLATILES\VOA108\2022\220128A\V08220128A01.d
Sub List : 8260-NYTCL - Megamix plus Diox

	Compound	R.T.	QIon	Response	Conc	Units	Dev(Min)
76)	p/m Xylene	8.713	106	79	N.D.		
77)	o Xylene	8.991	106	84	N.D.		
85)	n-Propylbenzene	9.458	91	108	N.D.		
90)	1,3,5-Trimethylbenzene	9.531	105	158	N.D.		
94)	tert-Butylbenzene	9.773	119	280	N.D.		
97)	1,2,4-Trimethylbenzene	9.809	105	246	N.D.		
98)	sec-Butylbenzene	9.809	105	246	N.D.		
100)	1,3-Dichlorobenzene	10.040	146	83	N.D.		
101)	1,4-Dichlorobenzene	10.040	146	83	N.D.		
103)	n-Butylbenzene	10.203	91	177	N.D.		
104)	1,2-Dichlorobenzene	0.000		0	N.D.		

(#) = qualifier out of range (m) = manual integration (+) = signals summed

Quantitation Report (QT Reviewed)

Data Path : I:\VOLATILES\VOA108\2022\220128A\
Data File : V08220128A16.d
Acq On : 28 Jan 2022 4:43 pm
Operator : VOA108:NLK
Sample : L2204289-01,31,10,10,,A1,PRI
Misc : WG1600155,ICAL18662
ALS Vial : 16 Sample Multiplier: 1

Quant Time: Jan 31 14:05:04 2022
Quant Method : I:\VOLATILES\VOA108\2022\220128A\V108_220121A_8260.m
Quant Title : VOLATILES BY GC/MS
QLast Update : Mon Jan 24 08:59:42 2022
Response via : Initial Calibration

Sub List : 8260-NYTCL - Megamix plus Diox20128A\V08220128A01.d•

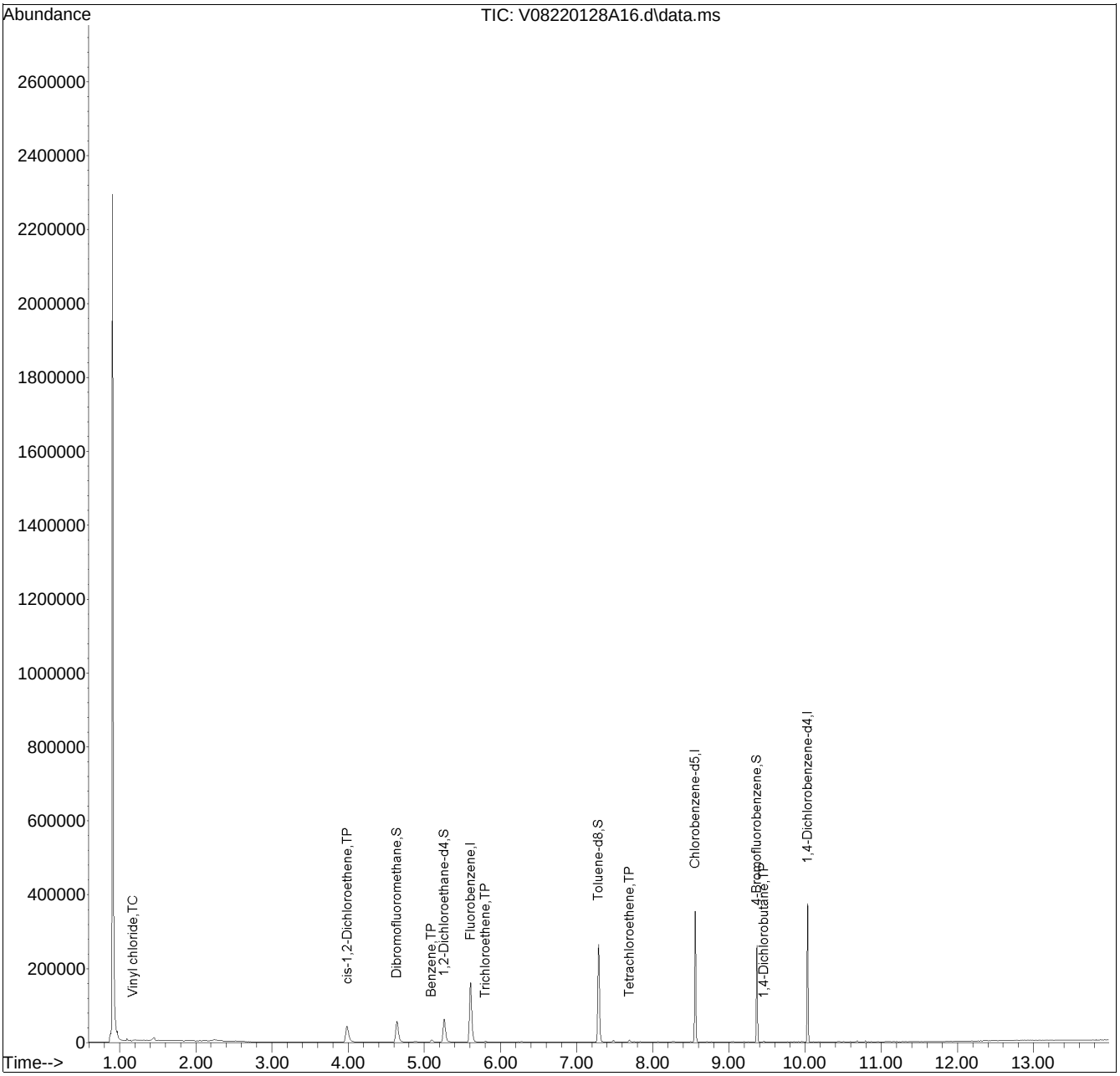

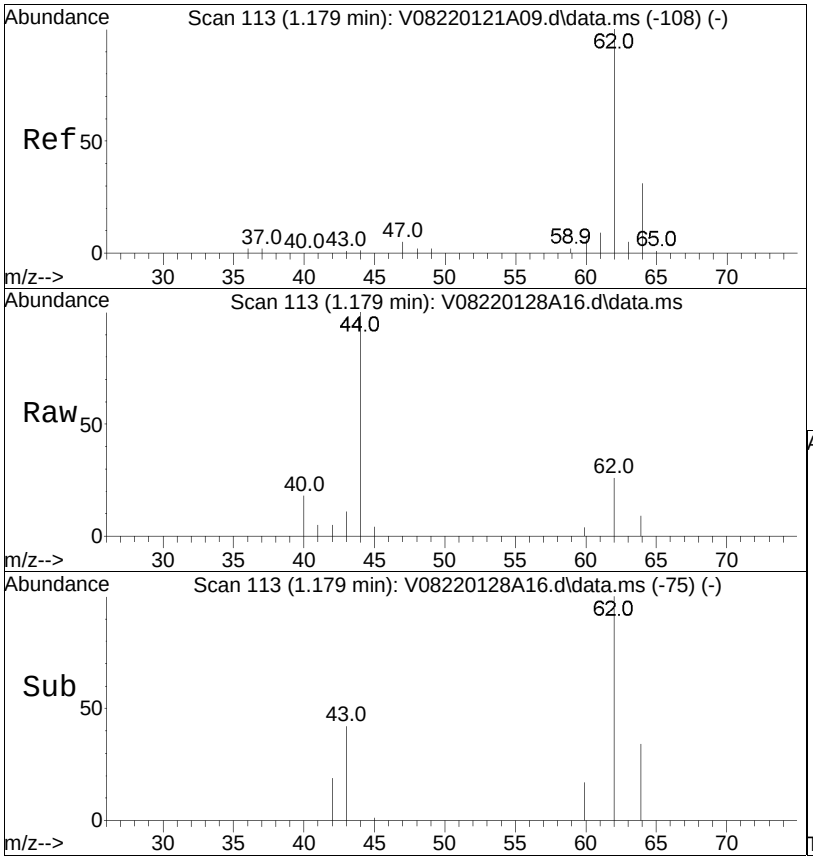

#4
Vinyl chloride
Concen: 0.20 ug/L
RT: 1.179 min Scan# 113
Delta R.T. 0.000 min
Lab File: V08220128A16.d
Acq: 28 Jan 2022 4:43 pm

Tgt Ion: 62 Resp: 1079

Ion	Ratio	Lower	Upper
62	100		
64	28.2	9.1	49.1

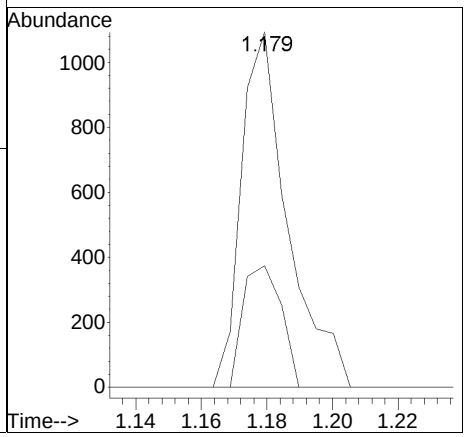

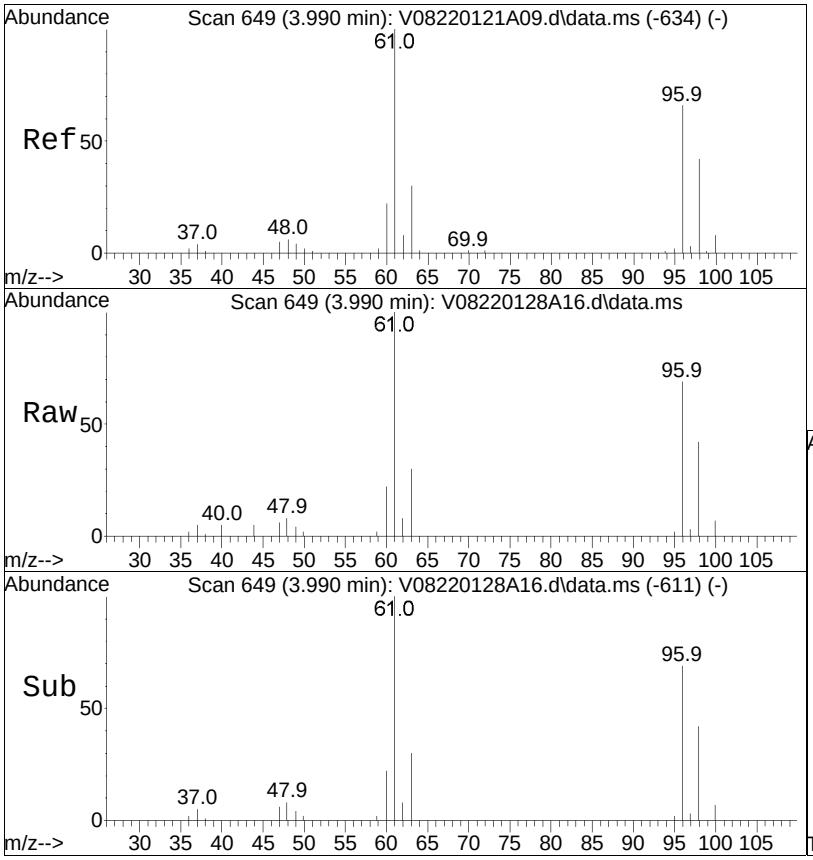

#28
cis-1,2-Dichloroethene
Concen: 5.72 ug/L
RT: 3.990 min Scan# 649
Delta R.T. -0.000 min
Lab File: V08220128A16.d
Acq: 28 Jan 2022 4:43 pm

Tgt Ion: 96 Resp: 26925

Ion	Ratio	Lower	Upper
96	100		
61	153.3	149.4	224.2
98	62.7	53.4	80.2

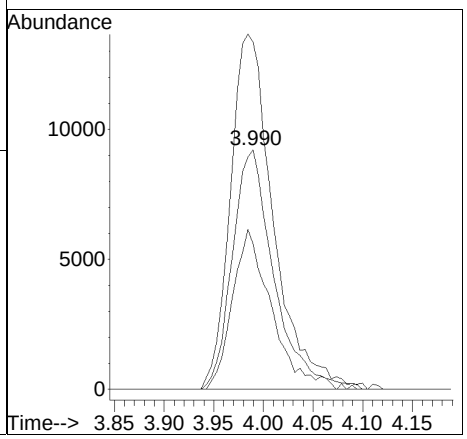

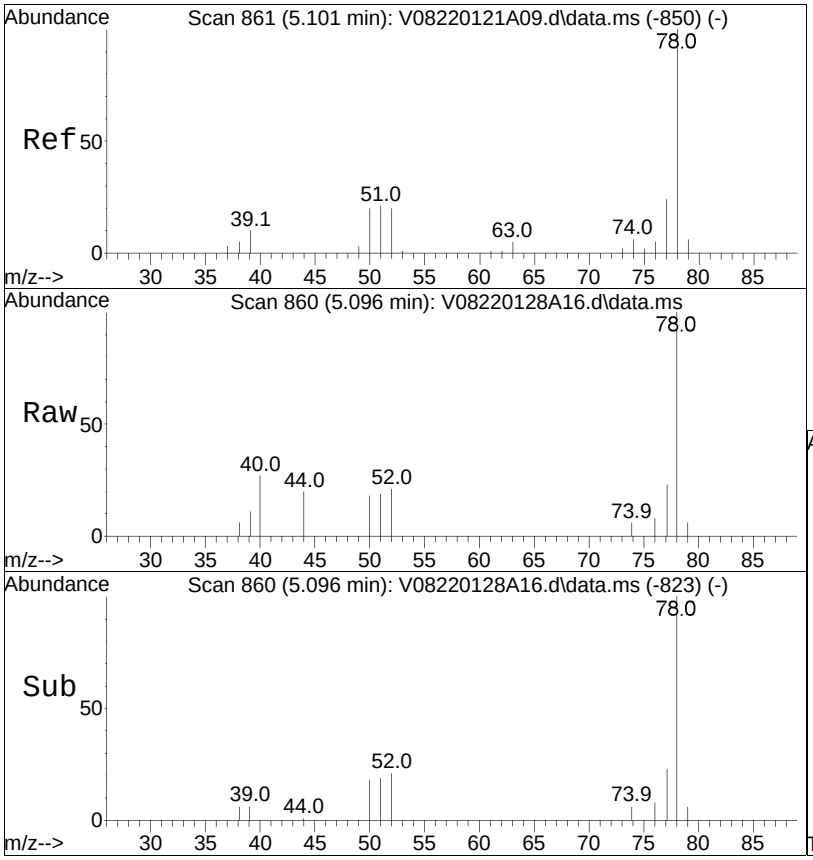

#41
Benzene
Concen: 0.37 ug/L
RT: 5.096 min Scan# 860
Delta R.T. -0.005 min
Lab File: V08220128A16.d
Acq: 28 Jan 2022 4:43 pm

Tgt Ion: 78 Resp: 6260

Ion	Ratio	Lower	Upper
78	100		
77	24.0	15.7	32.7
51	21.3	16.0	33.2
52	18.5	15.3	31.9

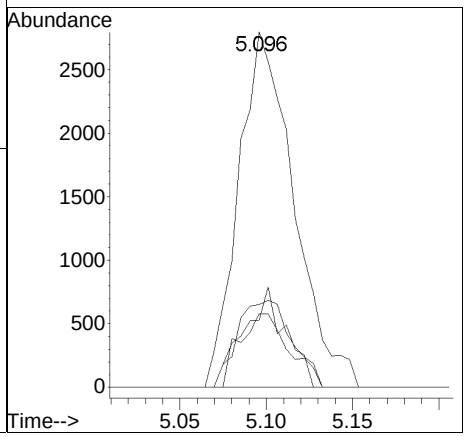

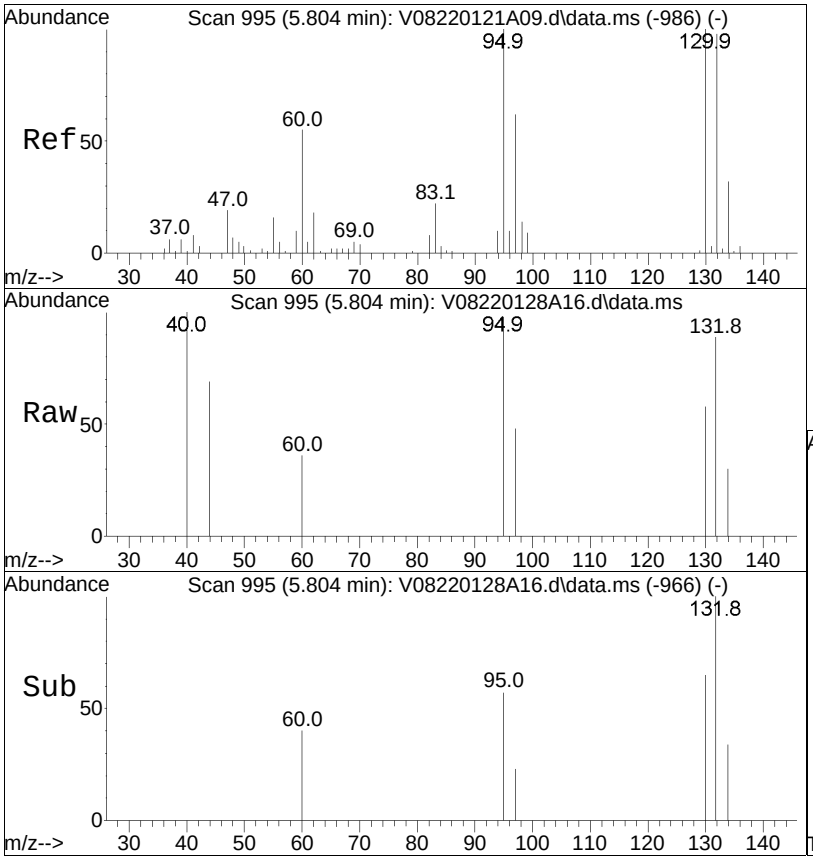

#48
Trichloroethene
Concen: 0.25 ug/L
RT: 5.804 min Scan# 995
Delta R.T. -0.000 min
Lab File: V08220128A16.d
Acq: 28 Jan 2022 4:43 pm

Tgt Ion: 95 Resp: 1083

Ion	Ratio	Lower	Upper
95	100		
97	56.4	55.5	83.3
130	95.9	76.6	115.0

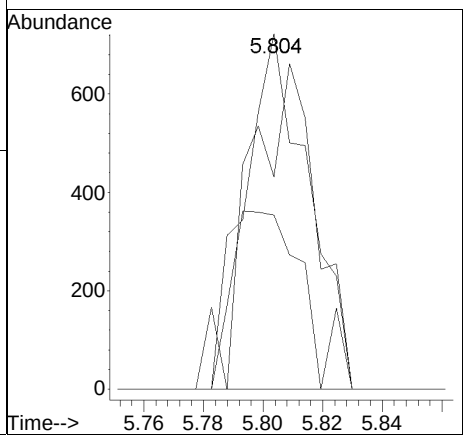

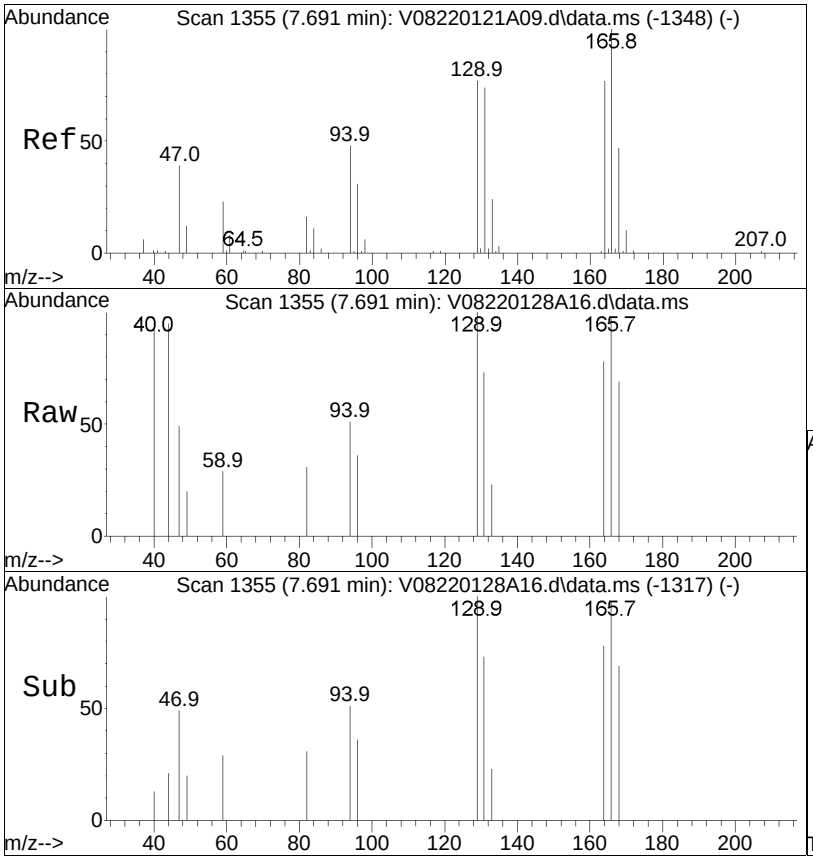

#63
Tetrachloroethene
Concen: 0.28 ug/L
RT: 7.691 min Scan# 1355
Delta R.T. 0.000 min
Lab File: V08220128A16.d
Acq: 28 Jan 2022 4:43 pm

Tgt Ion:166 Resp: 1239

Ion	Ratio	Lower	Upper
166	100		
168	47.1	28.2	68.2
94	46.2	38.4	78.4

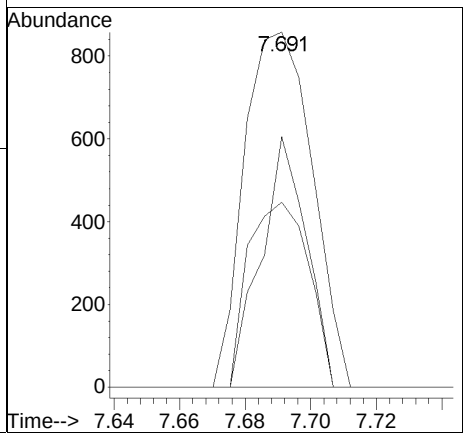

Manual Integration Report

Data Path	: I:\VOLATILES\VOA108\2022\2	Method	: V108_220121A_8260.m
Data File	: V08220128A16.d	Operator	: VOA108:NLK
Date Inj'd	: 1/28/2022 4:43 pm	Instrument	: VOA 108
Sample	: L2204289-01,31,10,10,,A1,P	Quant Date	: 1/31/2022 1:53 pm

There are no manual integrations or false positives in this file.

Quantitation Report (QT Reviewed)

Data Path : I:\VOLATILES\VOA108\2022\220128A\
Data File : V08220128A17.d
Acq On : 28 Jan 2022 5:03 pm
Operator : VOA108:NLK
Sample : L2204289-02,31,10,10,,A,PRI
Misc : WG1600155,ICAL18662
ALS Vial : 17 Sample Multiplier: 1

Quant Time: Jan 31 14:05:52 2022
Quant Method : I:\VOLATILES\VOA108\2022\220128A\V108_220121A_8260.m
Quant Title : VOLATILES BY GC/MS
QLast Update : Mon Jan 24 08:59:42 2022
Response via : Initial Calibration

CCAL FILE(s) : 1 - I:\VOLATILES\VOA108\2022\220128A\V08220128A01.d
Sub List : 8260-NYTCL - Megamix plus Diox

Compound	R.T.	QIon	Response	Conc Units	Dev(Min)
Internal Standards					
1) Fluorobenzene	5.604	96	150763	10.000 ug/L	0.00
Standard Area 1 = 176781			Recovery = 85.28%		
59) Chlorobenzene-d5	8.556	117	116429	10.000 ug/L	0.00
Standard Area 1 = 131590			Recovery = 88.48%		
79) 1,4-Dichlorobenzene-d4	10.035	152	55150	10.000 ug/L	0.00
Standard Area 1 = 64481			Recovery = 85.53%		
System Monitoring Compounds					
36) Dibromofluoromethane	4.640	113	42961	10.559 ug/L	0.00
Spiked Amount 10.000	Range 70 - 130		Recovery = 105.59%		
43) 1,2-Dichloroethane-d4	5.264	65	51007	10.860 ug/L	0.00
Spiked Amount 10.000	Range 70 - 130		Recovery = 108.60%		
60) Toluene-d8	7.287	98	144929	9.922 ug/L	0.00
Spiked Amount 10.000	Range 70 - 130		Recovery = 99.22%		
83) 4-Bromofluorobenzene	9.364	95	51229	9.687 ug/L	0.00
Spiked Amount 10.000	Range 70 - 130		Recovery = 96.87%		
Target Compounds					Qvalue
4) Vinyl chloride	1.179	62	102390	18.420 ug/L	97
10) 1,1-Dichloroethene	1.955	96	2281	0.573 ug/L	84
15) Methylene chloride	0.000		0	N.D.	
17) Acetone	0.000		0	N.D. d	
18) trans-1,2-Dichloroethene	2.616	96	2271	0.510 ug/L	93
20) Methyl tert-butyl ether	2.768	73	2510	0.228 ug/L #	65
23) 1,1-Dichloroethane	3.266	63	2264	0.257 ug/L	90
28) cis-1,2-Dichloroethene	3.984	96	668144	140.891 ug/L	83
32) Chloroform	0.000		0	N.D.	
34) Carbon tetrachloride	0.000		0	N.D.	
37) 1,1,1-Trichloroethane	0.000		0	N.D.	
39) 2-Butanone	0.000		0	N.D.	
41) Benzene	5.091	78	432	N.D.	
44) 1,2-Dichloroethane	0.000		0	N.D. d	
48) Trichloroethene	5.809	95	1552	0.362 ug/L #	83
57) 1,4-Dioxane	0.000		0	N.D.	
61) Toluene	0.000		0	N.D.	
63) Tetrachloroethene	7.691	166	739	0.167 ug/L	87
73) Chlorobenzene	0.000		0	N.D.	
74) Ethylbenzene	8.609	91	218	N.D.	

Data Path : I:\VOLATILES\VOA108\2022\220128A\
Data File : V08220128A17.d
Acq On : 28 Jan 2022 5:03 pm
Operator : VOA108:NLK
Sample : L2204289-02,31,10,10,,A,PRI
Misc : WG1600155,ICAL18662
ALS Vial : 17 Sample Multiplier: 1

Quant Time: Jan 31 14:05:52 2022
Quant Method : I:\VOLATILES\VOA108\2022\220128A\V108_220121A_8260.m
Quant Title : VOLATILES BY GC/MS
QLast Update : Mon Jan 24 08:59:42 2022
Response via : Initial Calibration

CCAL FILE(s) : 1 - I:\VOLATILES\VOA108\2022\220128A\V08220128A01.d
Sub List : 8260-NYTCL - Megamix plus Diox

Compound	R.T.	QIon	Response	Conc	Units	Dev(Min)
76) p/m Xylene	0.000		0	N.D.		
77) o Xylene	8.991	106	108	N.D.		
85) n-Propylbenzene	9.458	91	127	N.D.		
90) 1,3,5-Trimethylbenzene	9.531	105	162	N.D.		
94) tert-Butylbenzene	9.767	119	50	N.D.		
97) 1,2,4-Trimethylbenzene	9.815	105	290	N.D.		
98) sec-Butylbenzene	9.872	105	144	N.D.		
100) 1,3-Dichlorobenzene	9.988	146	70	N.D.		
101) 1,4-Dichlorobenzene	10.040	146	843	0.090	ug/L #	27
103) n-Butylbenzene	10.203	91	56	N.D.		
104) 1,2-Dichlorobenzene	10.281	146	237	N.D.		

(#) = qualifier out of range (m) = manual integration (+) = signals summed

Quantitation Report (QT Reviewed)

Data Path : I:\VOLATILES\VOA108\2022\220128A\
Data File : V08220128A17.d
Acq On : 28 Jan 2022 5:03 pm
Operator : VOA108:NLK
Sample : L2204289-02,31,10,10,,A,PRI
Misc : WG1600155,ICAL18662
ALS Vial : 17 Sample Multiplier: 1

Quant Time: Jan 31 14:05:52 2022
Quant Method : I:\VOLATILES\VOA108\2022\220128A\V108_220121A_8260.m
Quant Title : VOLATILES BY GC/MS
QLast Update : Mon Jan 24 08:59:42 2022
Response via : Initial Calibration

Sub List : 8260-NYTCL - Megamix plus Diox20128A\V08220128A01.d•

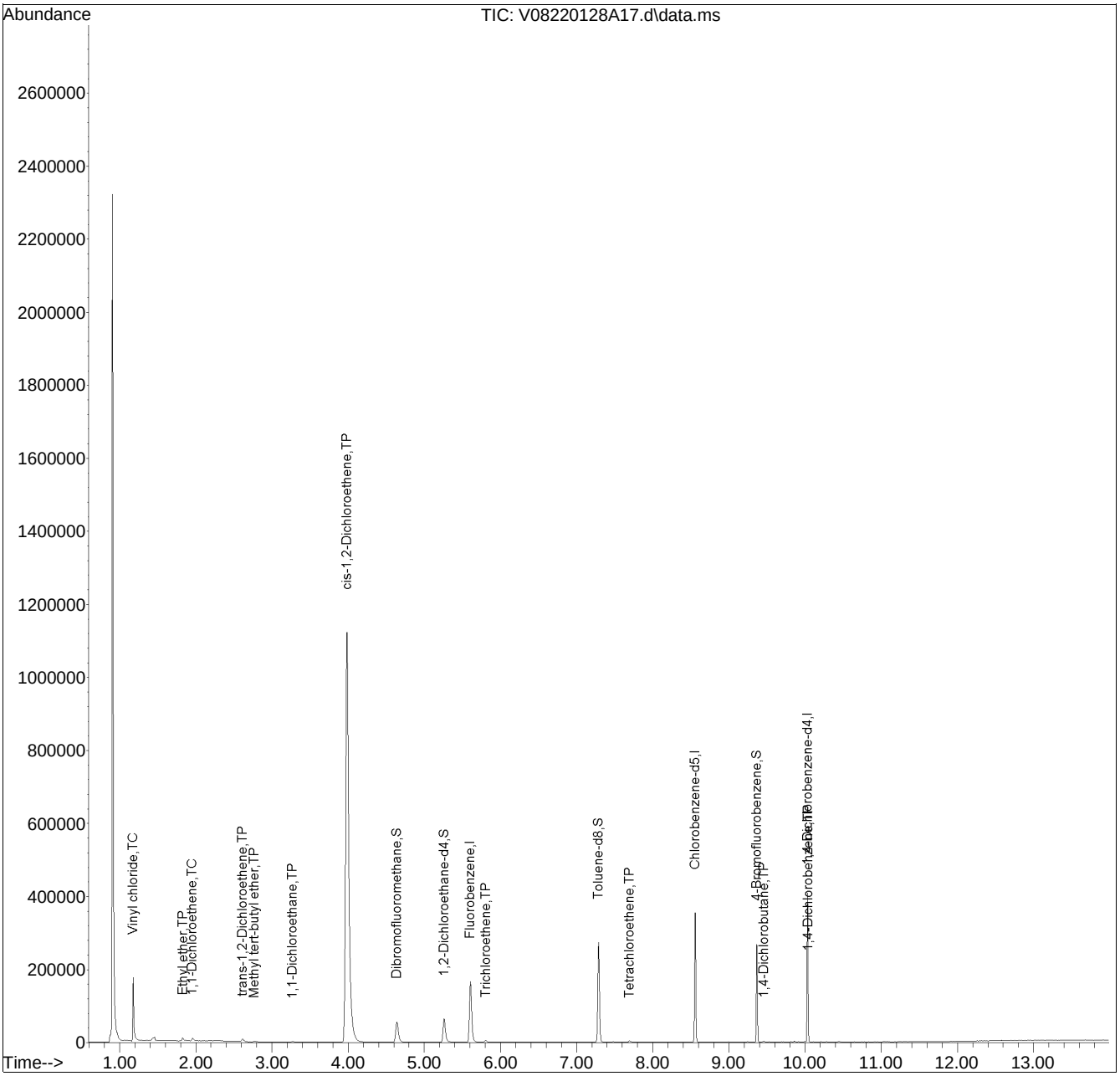



#4
Vinyl chloride
Concen: 18.42 ug/L
RT: 1.179 min Scan# 113
Delta R.T. 0.000 min
Lab File: V08220128A17.d
Acq: 28 Jan 2022 5:03 pm

Tgt Ion: 62 Resp: 102390

Ion	Ratio	Lower	Upper
62	100		
64	30.7	9.1	49.1

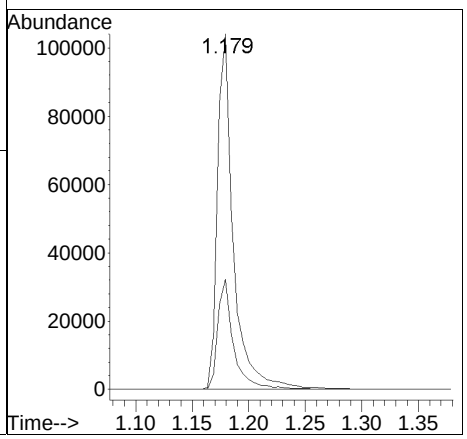

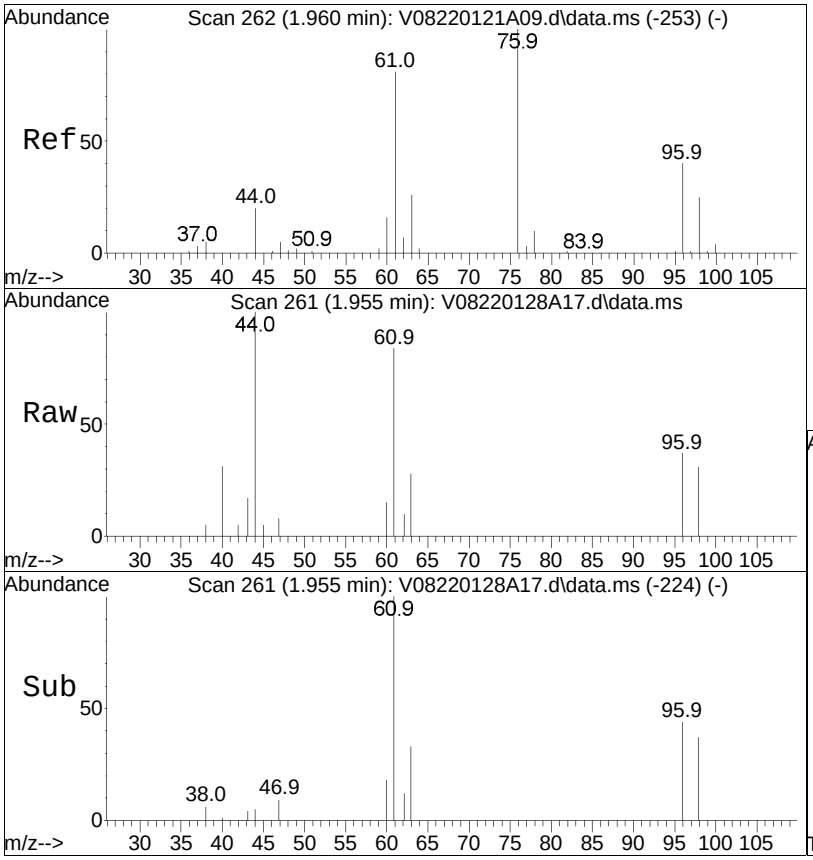

#10
1,1-Dichloroethene
Concen: 0.57 ug/L
RT: 1.955 min Scan# 261
Delta R.T. -0.005 min
Lab File: V08220128A17.d
Acq: 28 Jan 2022 5:03 pm

Tgt Ion: 96 Resp: 2281

Ion	Ratio	Lower	Upper
96	100		
61	200.8	186.1	279.1
63	65.9	57.6	86.4

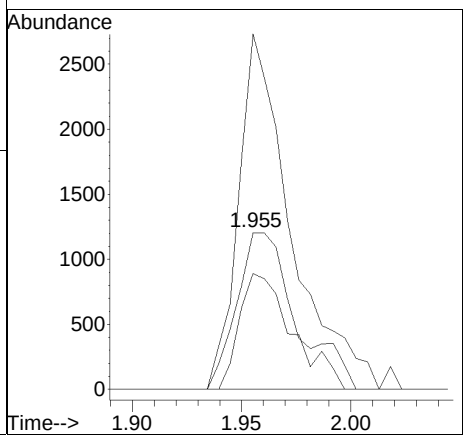

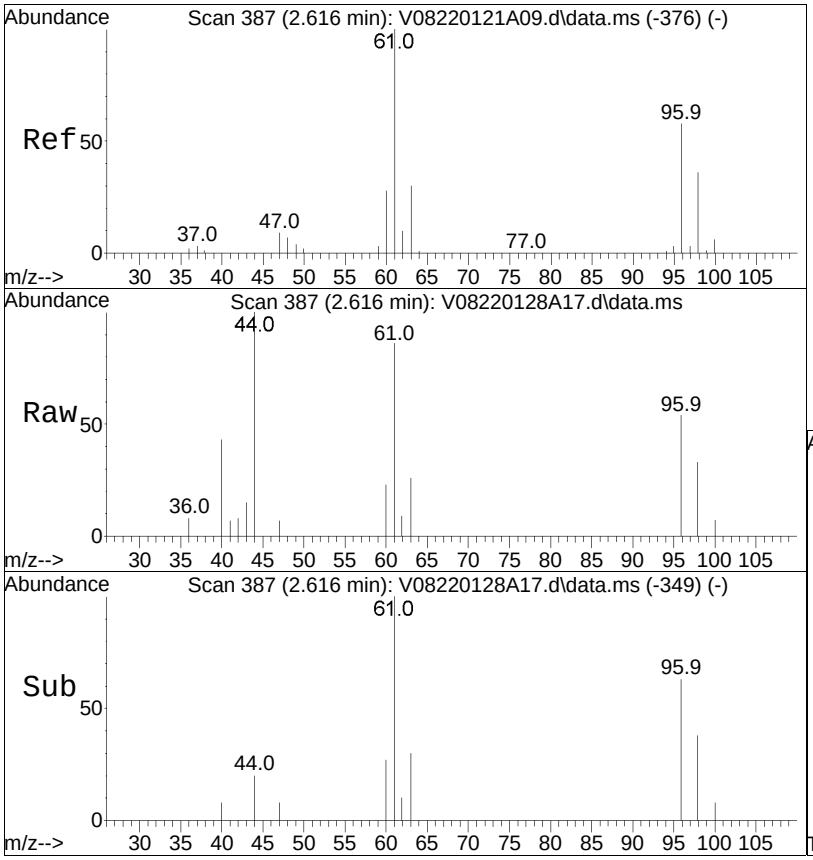

#18
trans-1,2-Dichloroethene
Concen: 0.51 ug/L
RT: 2.616 min Scan# 387
Delta R.T. -0.000 min
Lab File: V08220128A17.d
Acq: 28 Jan 2022 5:03 pm

Tgt Ion: 96 Resp: 2271

Ion	Ratio	Lower	Upper
96	100		
61	181.9	124.0	257.6
98	68.4	41.2	85.6
63	50.8	38.4	79.7

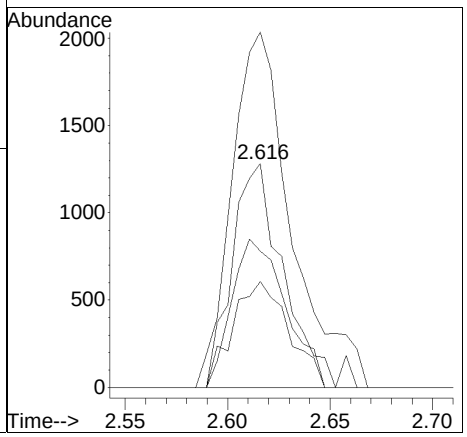

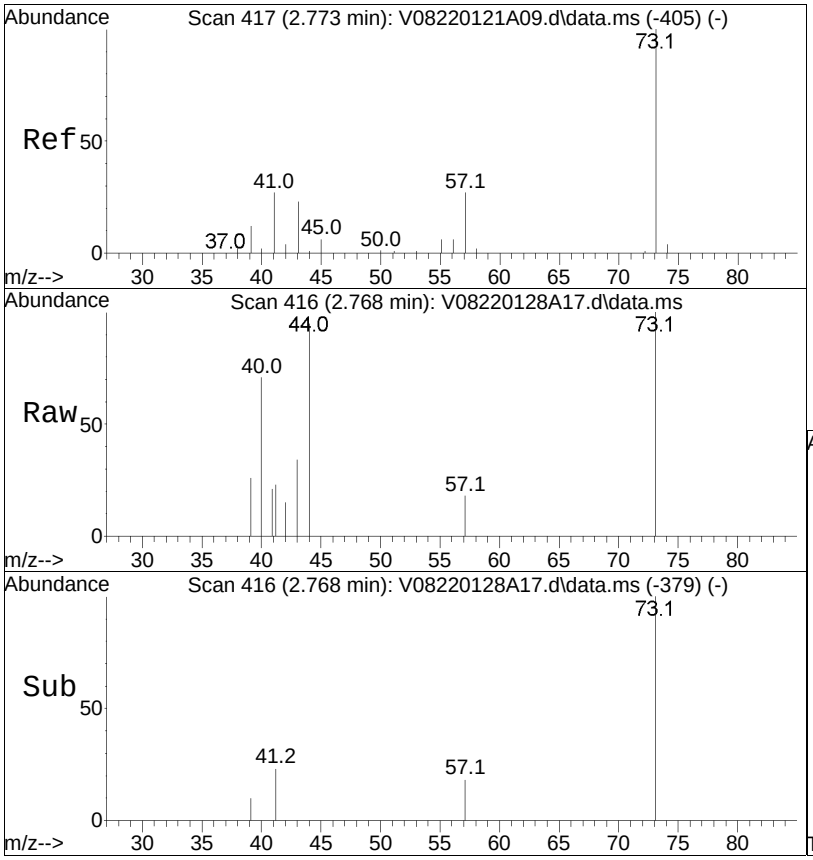

#20
Methyl tert-butyl ether
Concen: 0.23 ug/L
RT: 2.768 min Scan# 416
Delta R.T. -0.005 min
Lab File: V08220128A17.d
Acq: 28 Jan 2022 5:03 pm

Tgt Ion: 73 Resp: 2510

Ion	Ratio	Lower	Upper
73	100		
57	16.2	17.5	36.3#
43	47.2	15.3	31.9#
41	41.6	15.3	31.7#

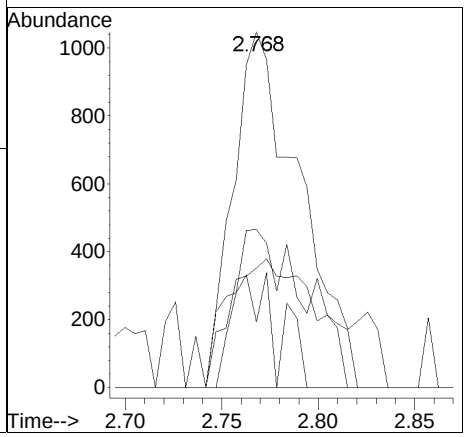

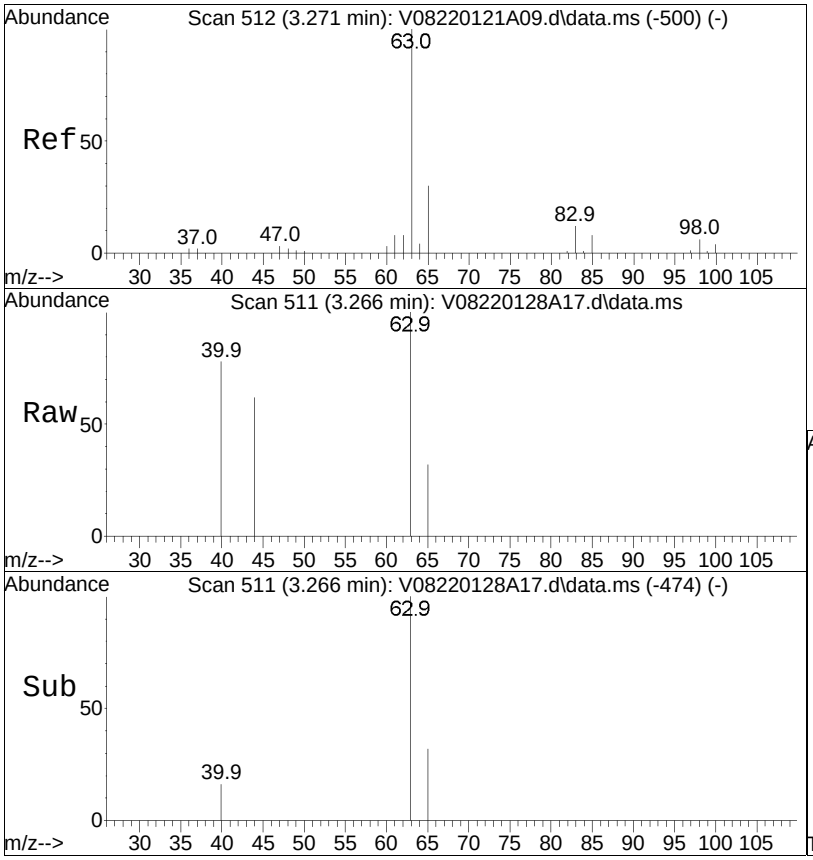

#23
1,1-Dichloroethane
Concen: 0.26 ug/L
RT: 3.266 min Scan# 511
Delta R.T. -0.005 min
Lab File: V08220128A17.d
Acq: 28 Jan 2022 5:03 pm

Tgt Ion: 63 Resp: 2264

Ion	Ratio	Lower	Upper
63	100		
65	28.8	11.0	51.0
83	2.3	0.0	31.8

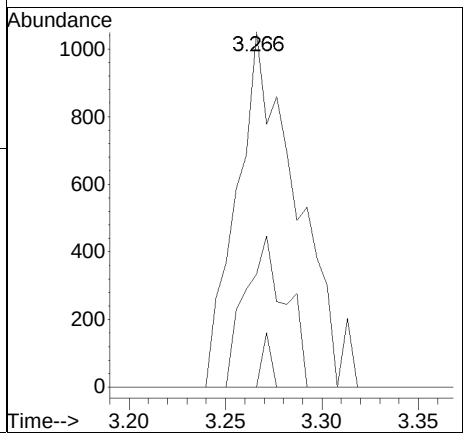

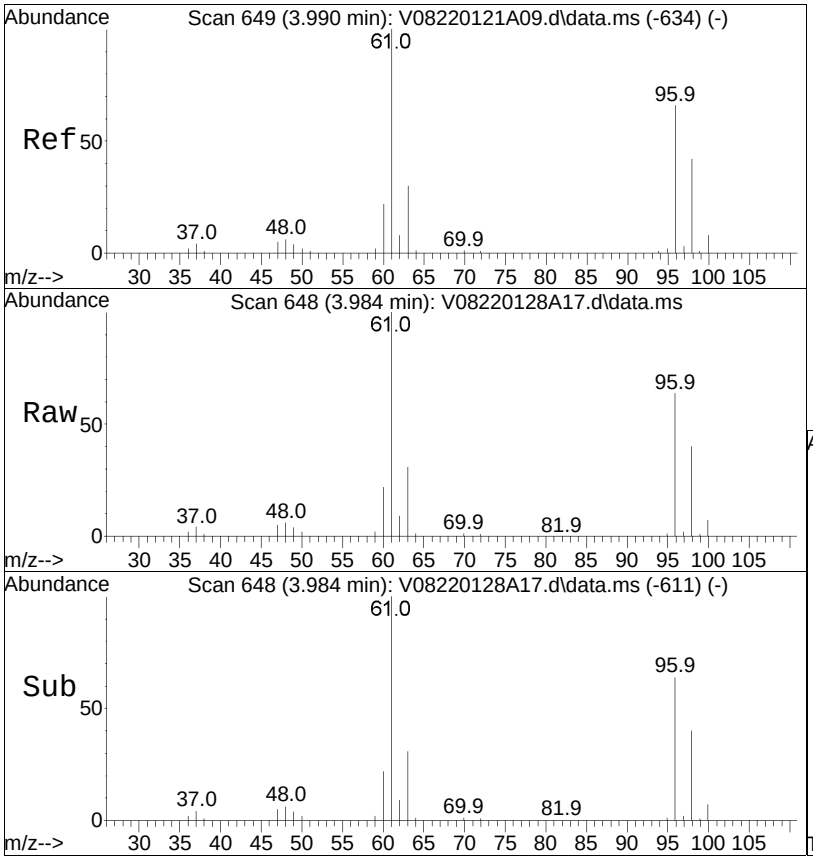

#28
cis-1,2-Dichloroethene
Concen: 140.89 ug/L
RT: 3.984 min Scan# 648
Delta R.T. -0.006 min
Lab File: V08220128A17.d
Acq: 28 Jan 2022 5:03 pm

Tgt Ion: 96 Resp: 668144

Ion	Ratio	Lower	Upper
96	100		
61	155.5	149.4	224.2
98	63.9	53.4	80.2

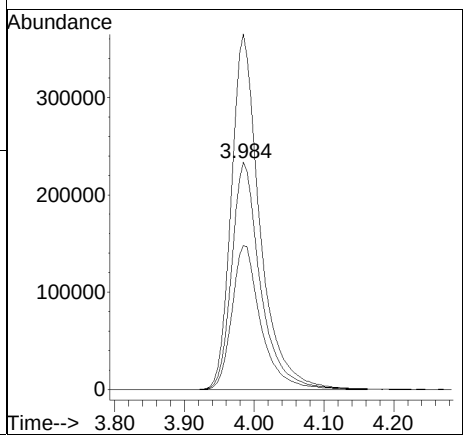

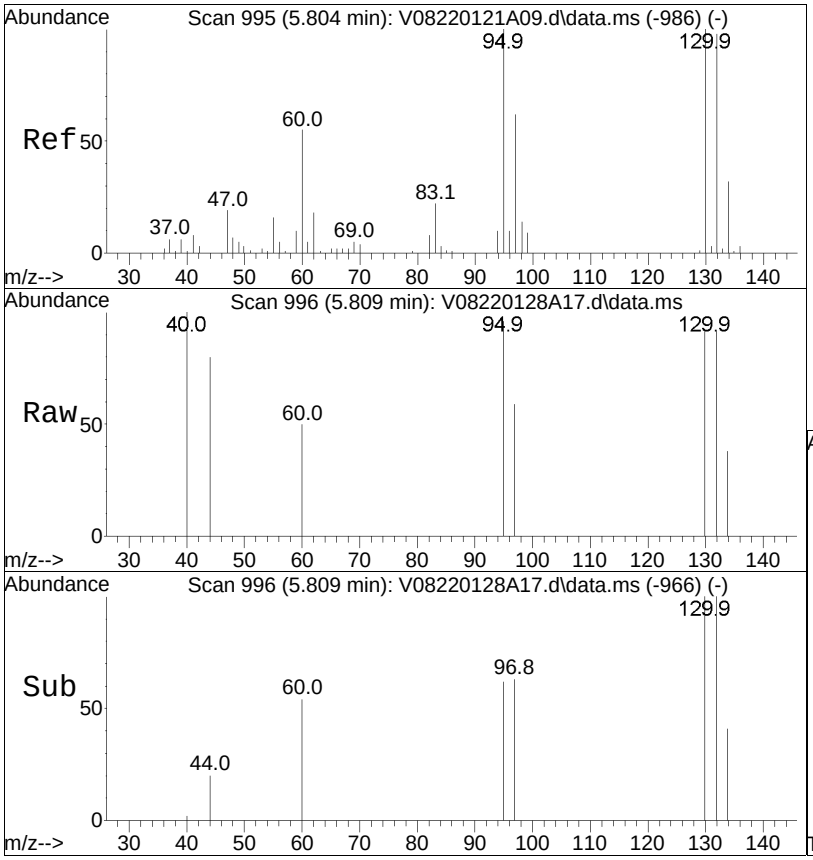

#48
Trichloroethene
Concen: 0.36 ug/L
RT: 5.809 min Scan# 996
Delta R.T. 0.005 min
Lab File: V08220128A17.d
Acq: 28 Jan 2022 5:03 pm

Tgt Ion: 95 Resp: 1552

Ion	Ratio	Lower	Upper
95	100		
97	74.0	55.5	83.3
130	120.5	76.6	115.0#

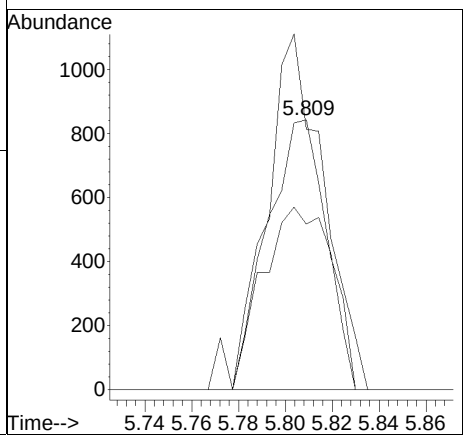

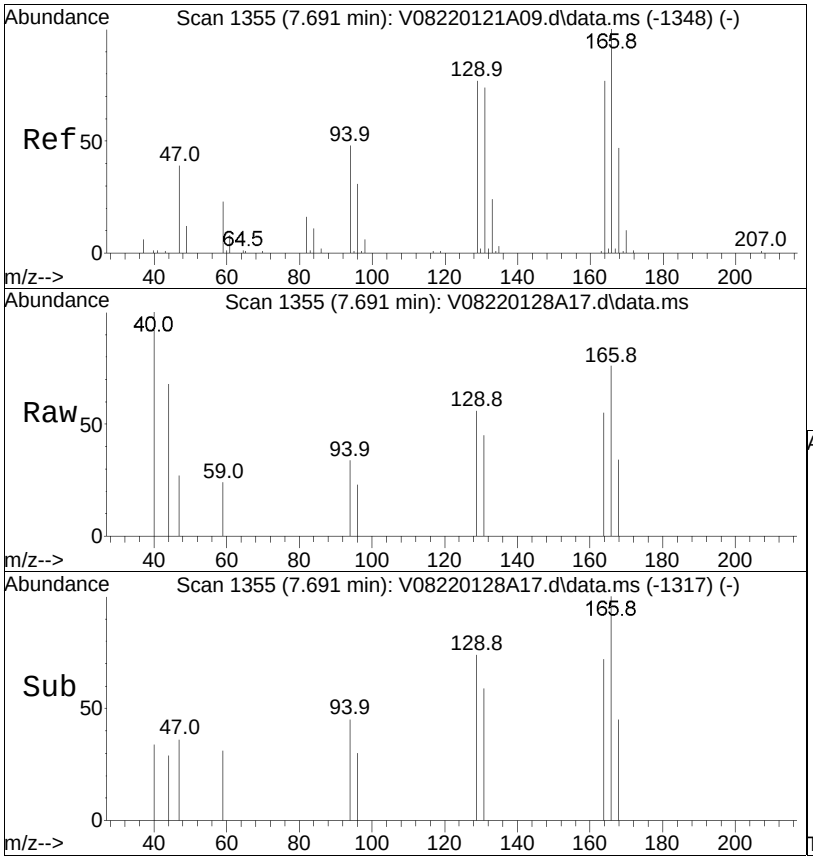

#63
Tetrachloroethene
Concen: 0.17 ug/L
RT: 7.691 min Scan# 1355
Delta R.T. 0.000 min
Lab File: V08220128A17.d
Acq: 28 Jan 2022 5:03 pm

Tgt Ion:166 Resp: 739

Ion	Ratio	Lower	Upper
166	100		
168	53.7	28.2	68.2
94	46.1	38.4	78.4

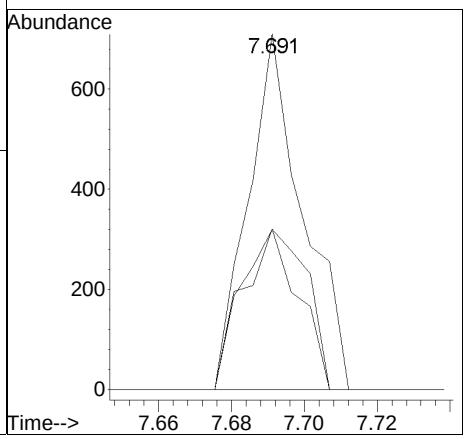

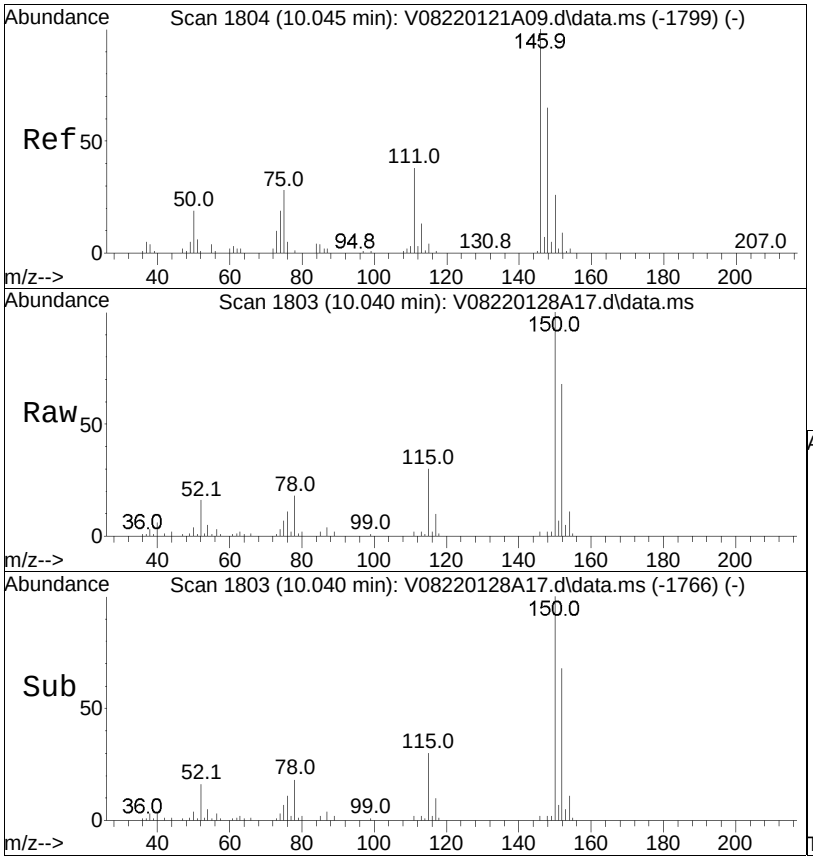

#101
1,4-Dichlorobenzene
Concen: 0.09 ug/L
RT: 10.040 min Scan# 1803
Delta R.T. -0.005 min
Lab File: V08220128A17.d
Acq: 28 Jan 2022 5:03 pm

Tgt Ion:146 Resp: 843

Ion	Ratio	Lower	Upper
146	100		
111	125.7	32.3	48.5#
148	86.5	49.9	74.9#

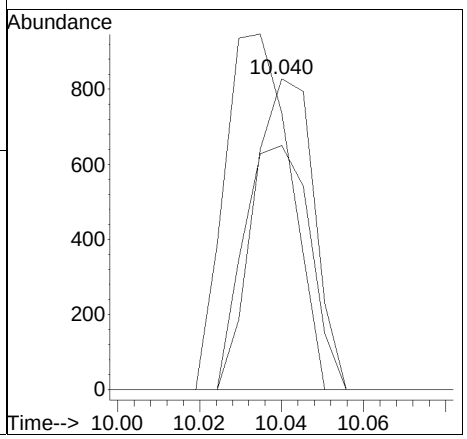

Manual Integration Report

Data Path	: I:\VOLATILES\VOA108\2022\2	Q Method	: V108_220121A_8260.m
Data File	: V08220128A17.d	Operator	: VOA108:NLK
Date Inj'd	: 1/28/2022 5:03 pm	Instrument	: VOA 108
Sample	: L2204289-02,31,10,10,,A,PR	Quant Date	: 1/31/2022 1:53 pm

There are no manual integrations or false positives in this file.

Quantitation Report (QT Reviewed)

Data Path : I:\VOLATILES\VOA108\2022\220128A\
Data File : V08220128A18.d
Acq On : 28 Jan 2022 5:23 pm
Operator : VOA108:NLK
Sample : L2204289-03,31,10,10,,A,PRI
Misc : WG1600155,ICAL18662
ALS Vial : 18 Sample Multiplier: 1

Quant Time: Jan 31 14:06:11 2022
Quant Method : I:\VOLATILES\VOA108\2022\220128A\V108_220121A_8260.m
Quant Title : VOLATILES BY GC/MS
QLast Update : Mon Jan 24 08:59:42 2022
Response via : Initial Calibration

CCAL FILE(s) : 1 - I:\VOLATILES\VOA108\2022\220128A\V08220128A01.d
Sub List : 8260-NYTCL - Megamix plus Diox

Compound	R.T.	QIon	Response	Conc Units	Dev(Min)
Internal Standards					
1) Fluorobenzene	5.610	96	146919	10.000 ug/L	0.00
Standard Area 1 = 176781			Recovery = 83.11%		
59) Chlorobenzene-d5	8.556	117	111997	10.000 ug/L	0.00
Standard Area 1 = 131590			Recovery = 85.11%		
79) 1,4-Dichlorobenzene-d4	10.030	152	51807	10.000 ug/L	0.00
Standard Area 1 = 64481			Recovery = 80.34%		
System Monitoring Compounds					
36) Dibromofluoromethane	4.640	113	42627	10.751 ug/L	0.00
Spiked Amount 10.000	Range 70 - 130		Recovery = 107.51%		
43) 1,2-Dichloroethane-d4	5.264	65	49658	10.850 ug/L	0.00
Spiked Amount 10.000	Range 70 - 130		Recovery = 108.50%		
60) Toluene-d8	7.287	98	140485	9.999 ug/L	0.00
Spiked Amount 10.000	Range 70 - 130		Recovery = 99.99%		
83) 4-Bromofluorobenzene	9.364	95	49469	9.958 ug/L	0.00
Spiked Amount 10.000	Range 70 - 130		Recovery = 99.58%		
Target Compounds					Qvalue
4) Vinyl chloride	1.179	62	104168	19.230 ug/L	97
10) 1,1-Dichloroethene	1.961	96	2244	0.578 ug/L	98
15) Methylene chloride	0.000		0	N.D.	
17) Acetone	0.000		0	N.D. d	
18) trans-1,2-Dichloroethene	2.616	96	2280	0.526 ug/L	97
20) Methyl tert-butyl ether	2.773	73	2585	0.241 ug/L #	69
23) 1,1-Dichloroethane	3.271	63	2311	0.269 ug/L	89
28) cis-1,2-Dichloroethene	3.984	96	666297	144.178 ug/L	84
32) Chloroform	0.000		0	N.D.	
34) Carbon tetrachloride	0.000		0	N.D.	
37) 1,1,1-Trichloroethane	0.000		0	N.D.	
39) 2-Butanone	0.000		0	N.D.	
41) Benzene	5.091	78	380	N.D.	
44) 1,2-Dichloroethane	5.342	62	608	0.096 ug/L #	63
48) Trichloroethene	5.804	95	1779	0.425 ug/L	89
57) 1,4-Dioxane	0.000		0	N.D.	
61) Toluene	7.329	92	55	N.D.	
63) Tetrachloroethene	7.696	166	807	0.190 ug/L	79
73) Chlorobenzene	8.567	112	53	N.D.	
74) Ethylbenzene	8.609	91	159	N.D.	

Data Path : I:\VOLATILES\VOA108\2022\220128A\
Data File : V08220128A18.d
Acq On : 28 Jan 2022 5:23 pm
Operator : VOA108:NLK
Sample : L2204289-03,31,10,10,,A,PRI
Misc : WG1600155,ICAL18662
ALS Vial : 18 Sample Multiplier: 1

Quant Time: Jan 31 14:06:11 2022
Quant Method : I:\VOLATILES\VOA108\2022\220128A\V108_220121A_8260.m
Quant Title : VOLATILES BY GC/MS
QLast Update : Mon Jan 24 08:59:42 2022
Response via : Initial Calibration

CCAL FILE(s) : 1 - I:\VOLATILES\VOA108\2022\220128A\V08220128A01.d
Sub List : 8260-NYTCL - Megamix plus Diox

Compound	R.T.	QIon	Response	Conc	Units	Dev(Min)
76) p/m Xylene	0.000		0	N.D.		
77) o Xylene	9.002	106	171	N.D.		
85) n-Propylbenzene	9.463	91	96	N.D.		
90) 1,3,5-Trimethylbenzene	9.526	105	139	N.D.		
94) tert-Butylbenzene	9.773	119	58	N.D.		
97) 1,2,4-Trimethylbenzene	9.809	105	205	N.D.		
98) sec-Butylbenzene	9.878	105	49	N.D.		
100) 1,3-Dichlorobenzene	9.988	146	47	N.D.		
101) 1,4-Dichlorobenzene	10.040	146	825	0.094	ug/L #	39
103) n-Butylbenzene	10.203	91	50	N.D.		
104) 1,2-Dichlorobenzene	10.276	146	214	N.D.		

(#) = qualifier out of range (m) = manual integration (+) = signals summed

Quantitation Report (QT Reviewed)

Data Path : I:\VOLATILES\VOA108\2022\220128A\
Data File : V08220128A18.d
Acq On : 28 Jan 2022 5:23 pm
Operator : VOA108:NLK
Sample : L2204289-03,31,10,10,,A,PRI
Misc : WG1600155,ICAL18662
ALS Vial : 18 Sample Multiplier: 1

Quant Time: Jan 31 14:06:11 2022
Quant Method : I:\VOLATILES\VOA108\2022\220128A\V108_220121A_8260.m
Quant Title : VOLATILES BY GC/MS
QLast Update : Mon Jan 24 08:59:42 2022
Response via : Initial Calibration

Sub List : 8260-NYTCL - Megamix plus Diox20128A\V08220128A01.d•

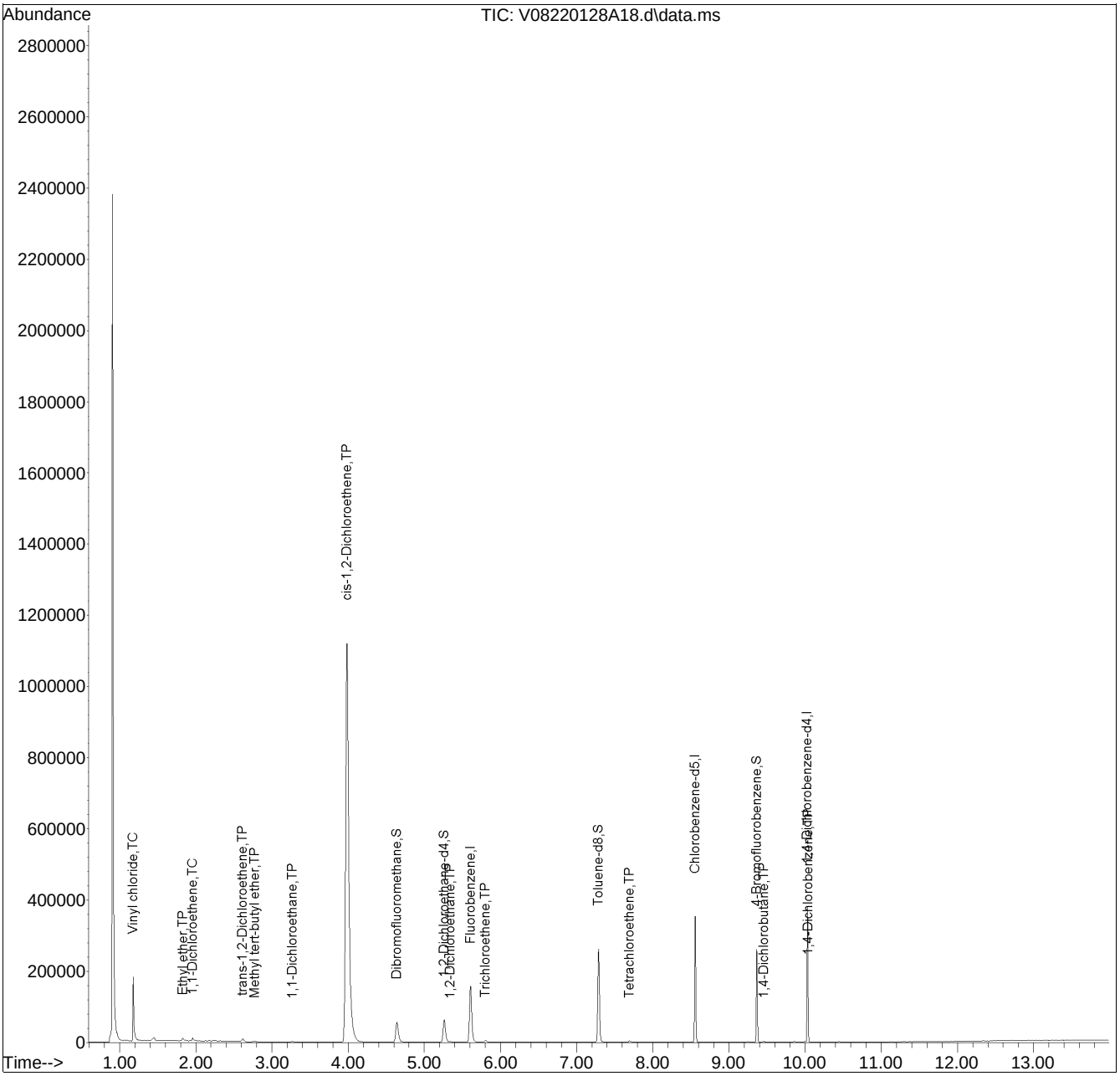

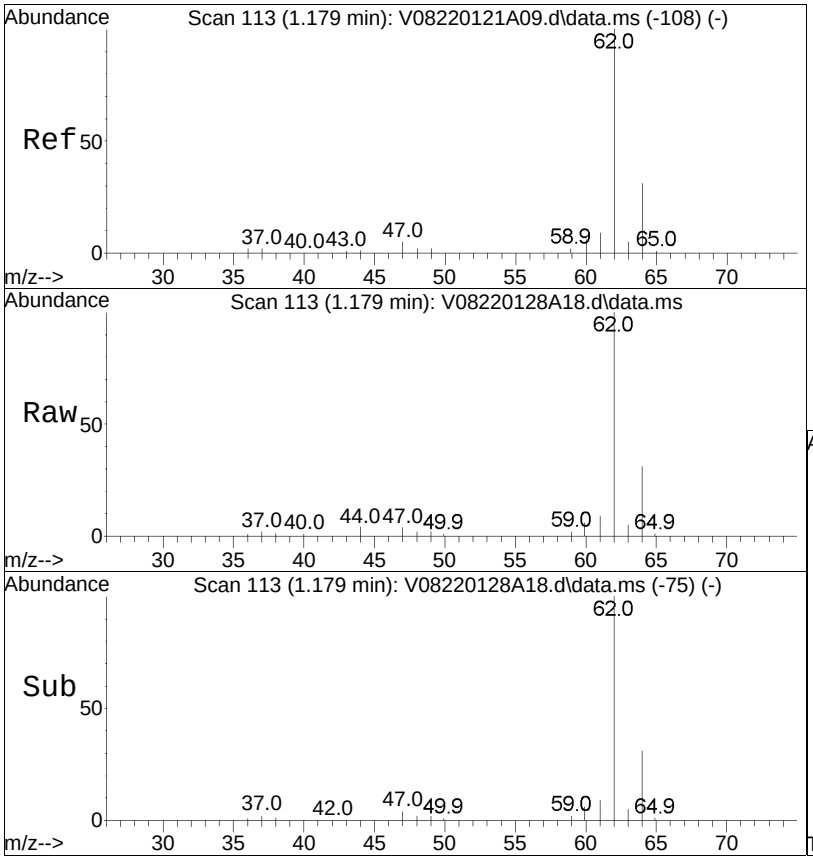

#4
Vinyl chloride
Concen: 19.23 ug/L
RT: 1.179 min Scan# 113
Delta R.T. 0.000 min
Lab File: V08220128A18.d
Acq: 28 Jan 2022 5:23 pm

Tgt Ion: 62 Resp: 104168

Ion	Ratio	Lower	Upper
62	100		
64	30.5	9.1	49.1

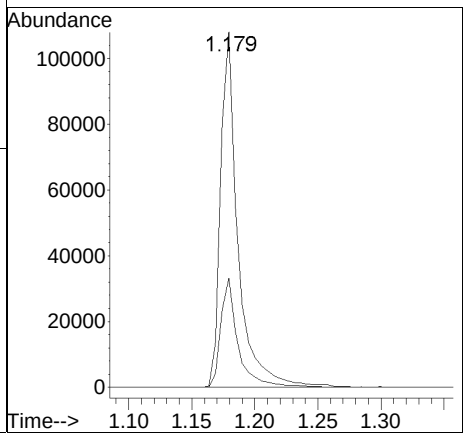

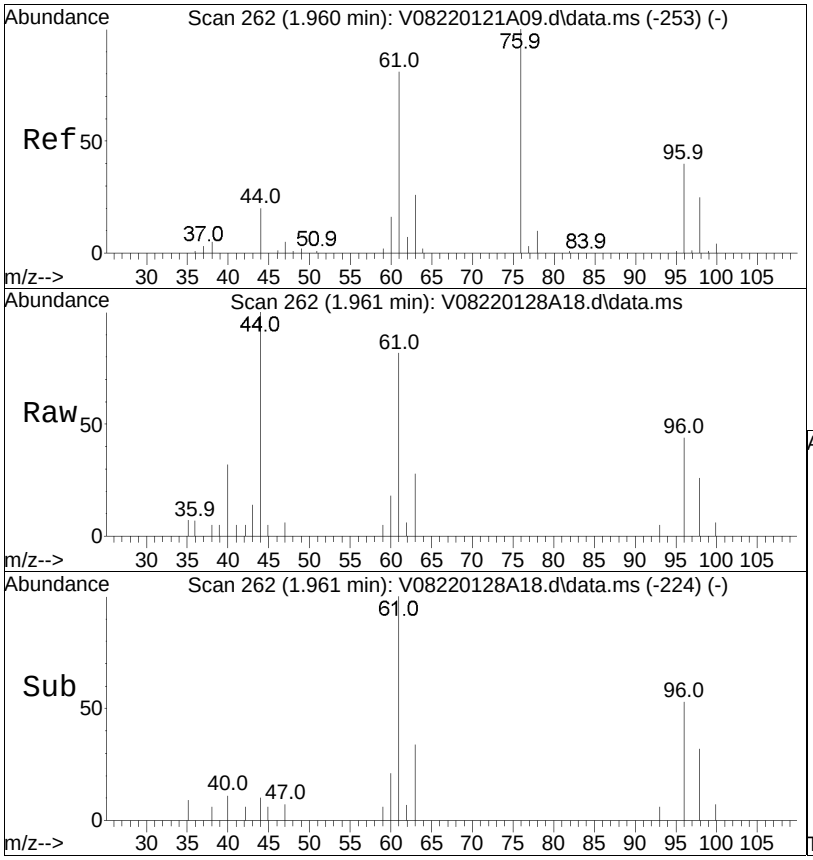

#10
1,1-Dichloroethene
Concen: 0.58 ug/L
RT: 1.961 min Scan# 262
Delta R.T. 0.001 min
Lab File: V08220128A18.d
Acq: 28 Jan 2022 5:23 pm

Tgt Ion: 96 Resp: 2244

Ion	Ratio	Lower	Upper
96	100		
61	230.2	186.1	279.1
63	67.6	57.6	86.4

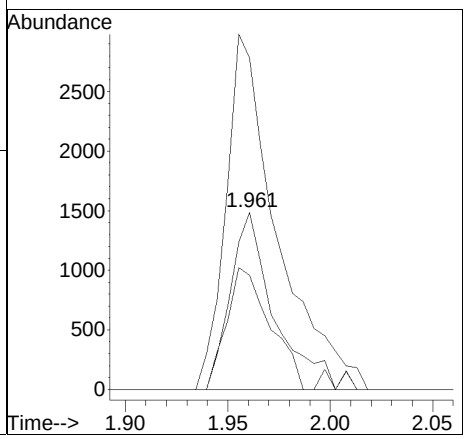

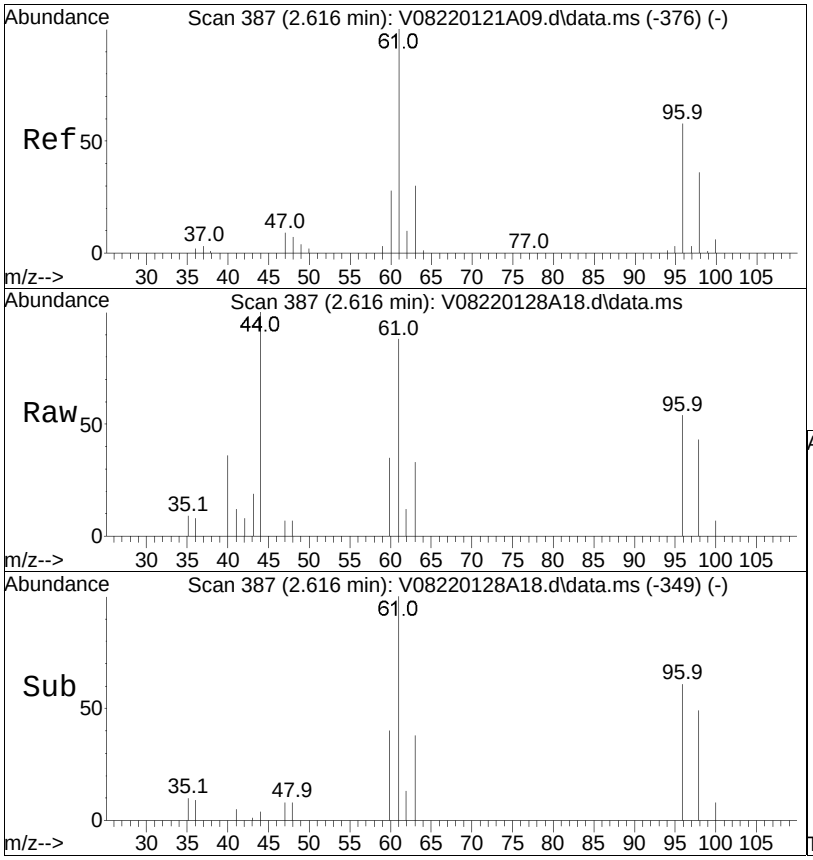

#18
trans-1,2-Dichloroethene
Concen: 0.53 ug/L
RT: 2.616 min Scan# 387
Delta R.T. -0.000 min
Lab File: V08220128A18.d
Acq: 28 Jan 2022 5:23 pm

Tgt Ion: 96 Resp: 2280

Ion	Ratio	Lower	Upper
96	100		
61	189.3	124.0	257.6
98	70.5	41.2	85.6
63	59.6	38.4	79.7

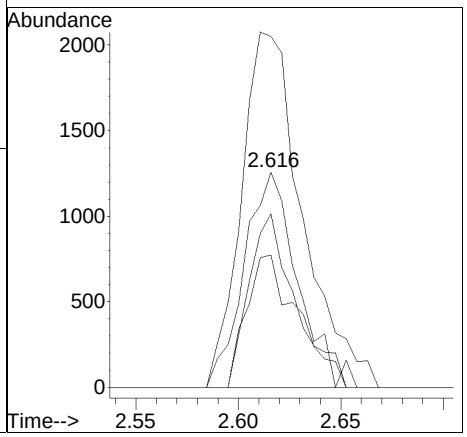

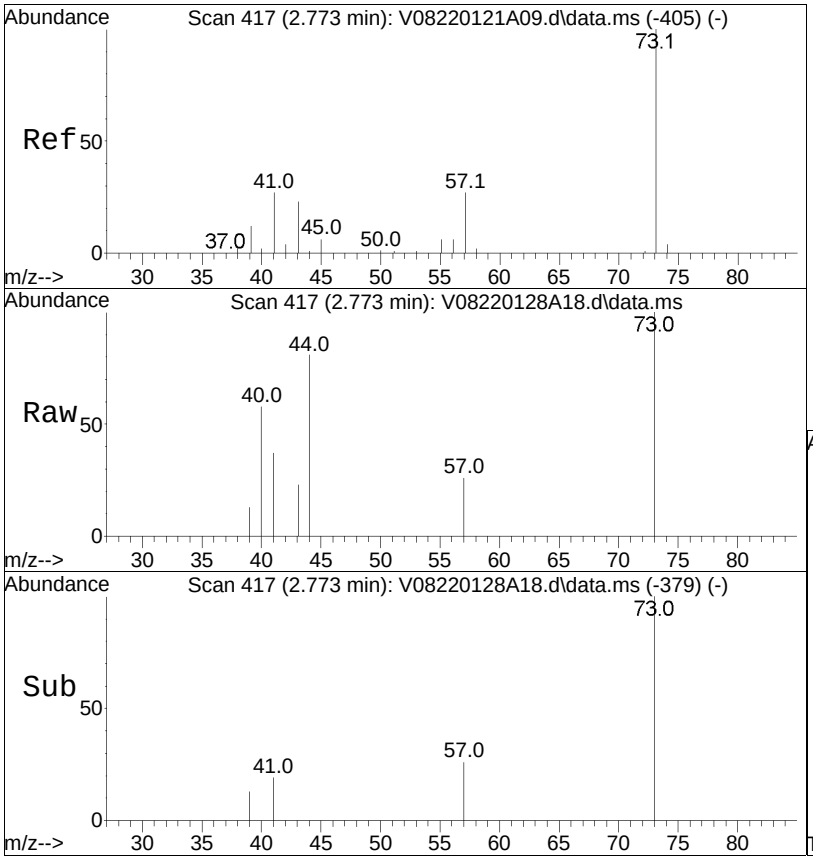

#20
Methyl tert-butyl ether
Concen: 0.24 ug/L
RT: 2.773 min Scan# 417
Delta R.T. 0.000 min
Lab File: V08220128A18.d
Acq: 28 Jan 2022 5:23 pm

Tgt Ion: 73 Resp: 2585

Ion	Ratio	Lower	Upper
73	100		
57	21.3	17.5	36.3
43	41.3	15.3	31.9#
41	46.8	15.3	31.7#

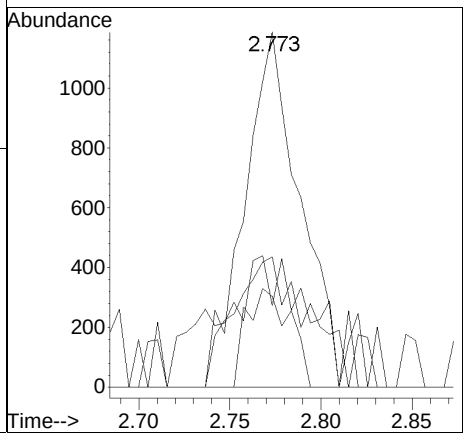

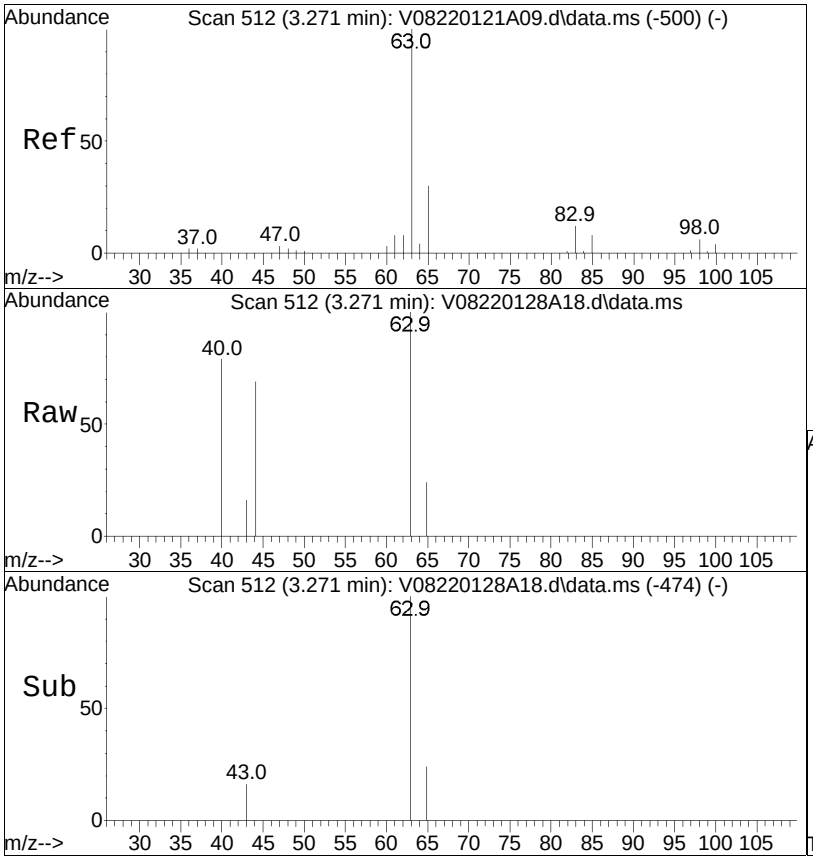

#23
1,1-Dichloroethane
Concen: 0.27 ug/L
RT: 3.271 min Scan# 512
Delta R.T. 0.000 min
Lab File: V08220128A18.d
Acq: 28 Jan 2022 5:23 pm

Tgt Ion: 63 Resp: 2311

Ion	Ratio	Lower	Upper
63	100		
65	27.4	11.0	51.0
83	2.5	0.0	31.8

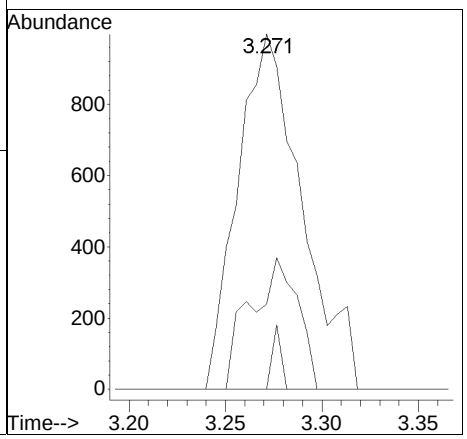

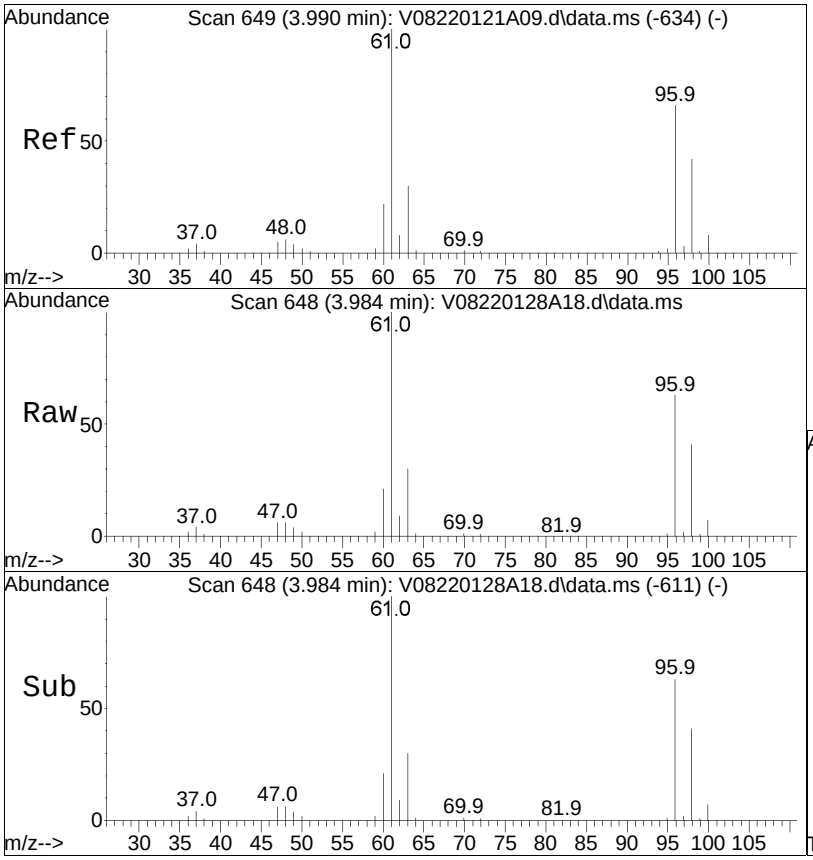

#28
cis-1,2-Dichloroethene
Concen: 144.18 ug/L
RT: 3.984 min Scan# 648
Delta R.T. -0.006 min
Lab File: V08220128A18.d
Acq: 28 Jan 2022 5:23 pm

Tgt Ion: 96 Resp: 666297

Ion	Ratio	Lower	Upper
96	100		
61	156.7	149.4	224.2
98	64.2	53.4	80.2

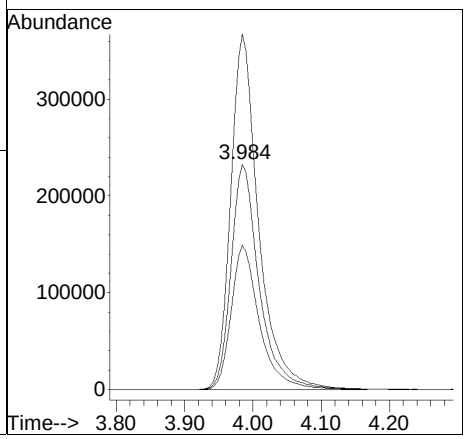

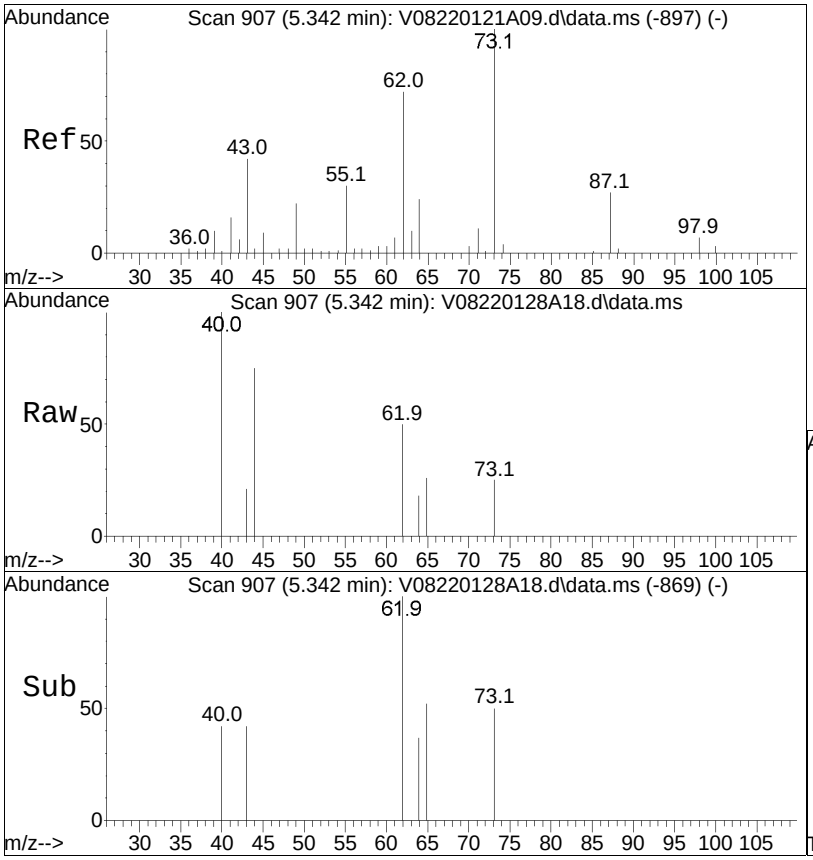

#44
1,2-Dichloroethane
Concen: 0.10 ug/L
RT: 5.342 min Scan# 907
Delta R.T. 0.000 min
Lab File: V08220128A18.d
Acq: 28 Jan 2022 5:23 pm

Tgt Ion: 62 Resp: 608

Ion	Ratio	Lower	Upper
62	100		
64	8.7	11.2	51.2#
98	0.0	0.0	26.1

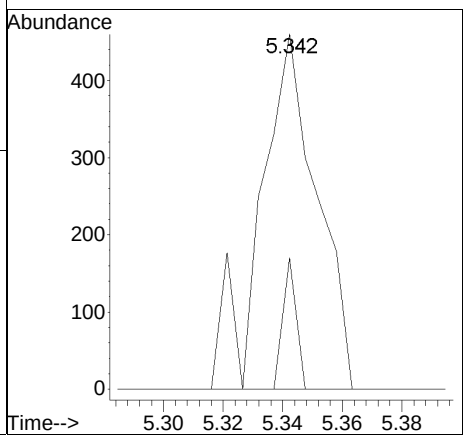

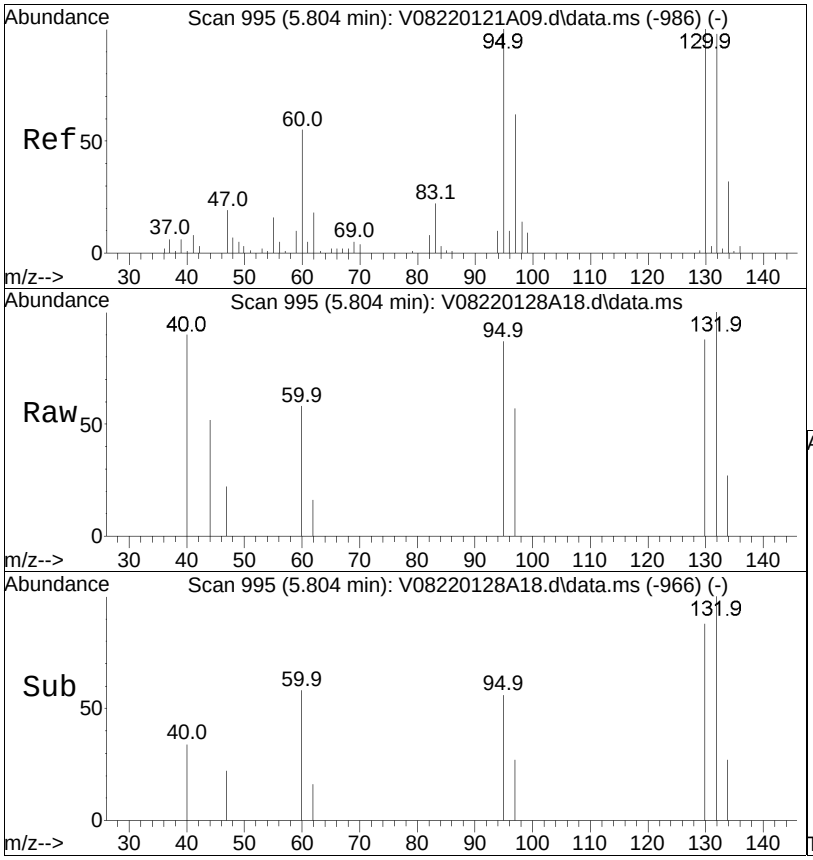

#48
Trichloroethene
Concen: 0.43 ug/L
RT: 5.804 min Scan# 995
Delta R.T. -0.000 min
Lab File: V08220128A18.d
Acq: 28 Jan 2022 5:23 pm

Tgt Ion: 95 Resp: 1779

Ion	Ratio	Lower	Upper
95	100		
97	61.5	55.5	83.3
130	106.8	76.6	115.0

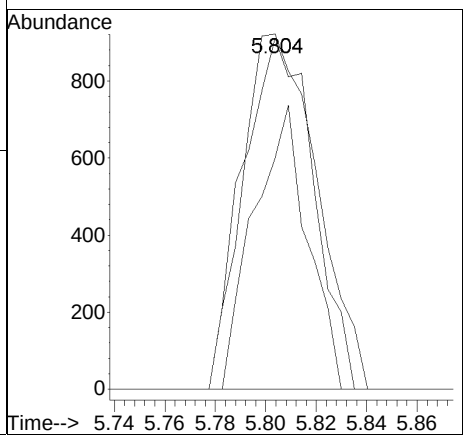

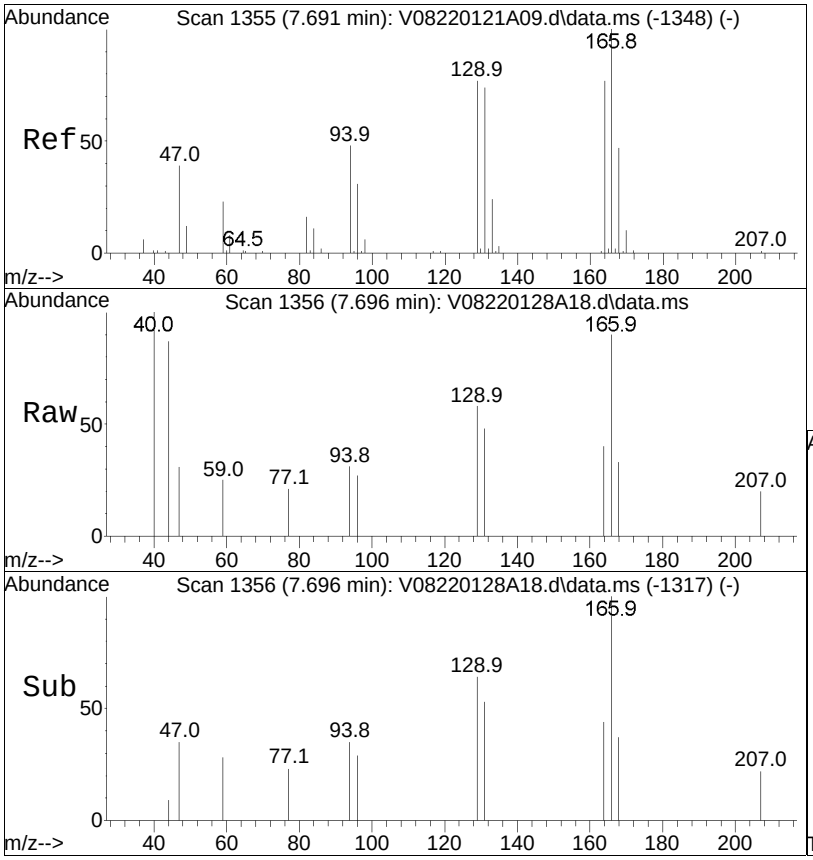

#63
Tetrachloroethene
Concen: 0.19 ug/L
RT: 7.696 min Scan# 1356
Delta R.T. 0.005 min
Lab File: V08220128A18.d
Acq: 28 Jan 2022 5:23 pm

Tgt Ion:166 Resp: 807

Ion	Ratio	Lower	Upper
166	100		
168	37.5	28.2	68.2
94	39.9	38.4	78.4

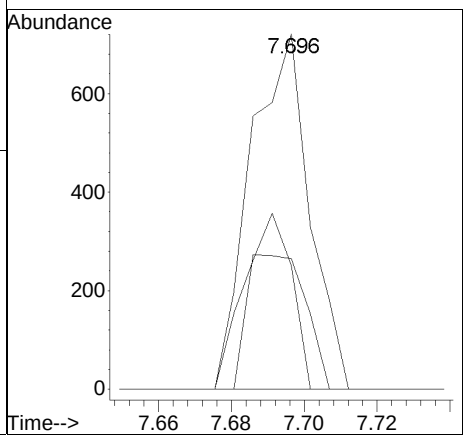

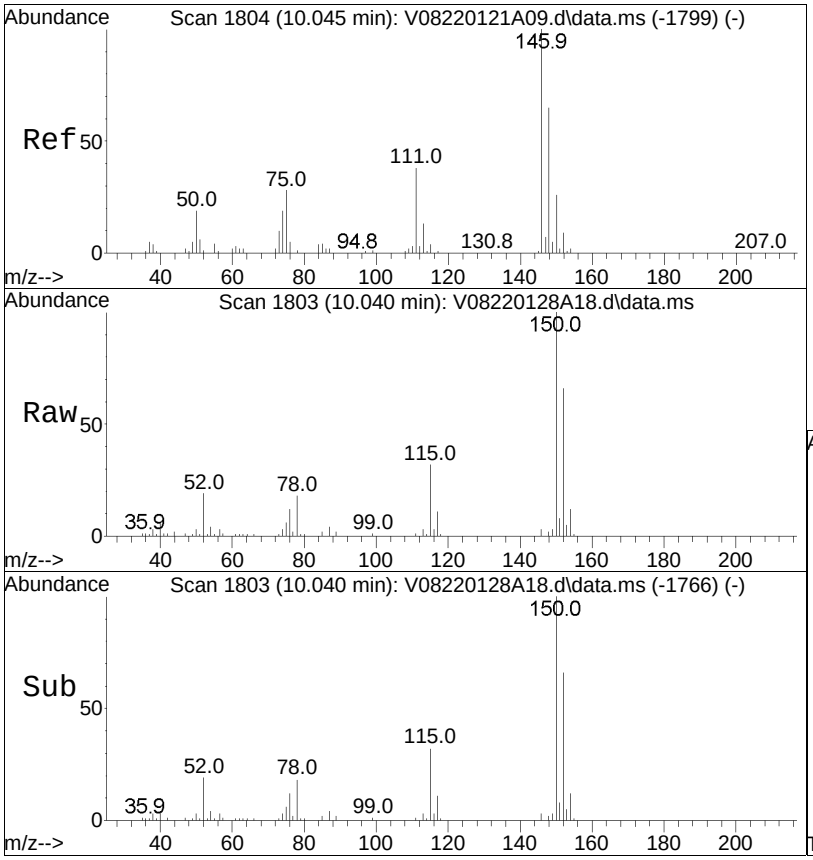

#101
1,4-Dichlorobenzene
Concen: 0.09 ug/L
RT: 10.040 min Scan# 1803
Delta R.T. -0.005 min
Lab File: V08220128A18.d
Acq: 28 Jan 2022 5:23 pm

Tgt Ion:146 Resp: 825

Ion	Ratio	Lower	Upper
146	100		
111	126.7	32.3	48.5#
148	71.2	49.9	74.9

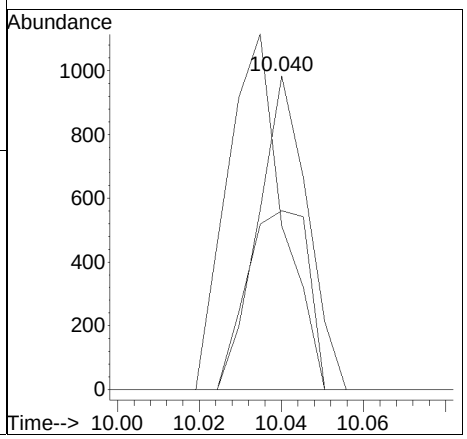

Manual Integration Report

Data Path	: I:\VOLATILES\VOA108\2022\2	Method	: V108_220121A_8260.m
Data File	: V08220128A18.d	Operator	: VOA108:NLK
Date Inj'd	: 1/28/2022 5:23 pm	Instrument	: VOA 108
Sample	: L2204289-03,31,10,10,,A,PR	Quant Date	: 1/31/2022 1:53 pm

There are no manual integrations or false positives in this file.

Quantitation Report (QT Reviewed)

Data Path : I:\VOLATILES\VOA108\2022\220128A\
Data File : V08220128A19.d
Acq On : 28 Jan 2022 5:44 pm
Operator : VOA108:NLK
Sample : L2204289-04,31,10,10,,A
Misc : WG1600155,ICAL18662
ALS Vial : 19 Sample Multiplier: 1

Quant Time: Jan 31 14:06:49 2022
Quant Method : I:\VOLATILES\VOA108\2022\220128A\V108_220121A_8260.m
Quant Title : VOLATILES BY GC/MS
QLast Update : Mon Jan 24 08:59:42 2022
Response via : Initial Calibration

CCAL FILE(s) : 1 - I:\VOLATILES\VOA108\2022\220128A\V08220128A01.d
Sub List : 8260-NYTCL - Megamix plus Diox

Compound	R.T.	QIon	Response	Conc	Units	Dev(Min)
Internal Standards						
1) Fluorobenzene	5.604	96	150517	10.000	ug/L	0.00
Standard Area 1 = 176781			Recovery = 85.14%			
59) Chlorobenzene-d5	8.556	117	115467	10.000	ug/L	0.00
Standard Area 1 = 131590			Recovery = 87.75%			
79) 1,4-Dichlorobenzene-d4	10.030	152	53297	10.000	ug/L	0.00
Standard Area 1 = 64481			Recovery = 82.66%			
System Monitoring Compounds						
36) Dibromofluoromethane	4.640	113	44378	10.925	ug/L	0.00
Spiked Amount 10.000	Range 70 - 130		Recovery = 109.25%			
43) 1,2-Dichloroethane-d4	5.258	65	50452	10.760	ug/L	0.00
Spiked Amount 10.000	Range 70 - 130		Recovery = 107.60%			
60) Toluene-d8	7.287	98	145147	10.020	ug/L	0.00
Spiked Amount 10.000	Range 70 - 130		Recovery = 100.20%			
83) 4-Bromofluorobenzene	9.364	95	49796	9.744	ug/L	0.00
Spiked Amount 10.000	Range 70 - 130		Recovery = 97.44%			
Target Compounds						Qvalue
4) Vinyl chloride	1.179	62	1230741M1	221.773	ug/L	
10) 1,1-Dichloroethene	0.000		0	N.D.		
15) Methylene chloride	0.000		0	N.D.		
17) Acetone	0.000		0	N.D. d		
18) trans-1,2-Dichloroethene	0.000		0	N.D.		
20) Methyl tert-butyl ether	0.000		0	N.D.		
23) 1,1-Dichloroethane	0.000		0	N.D.		
28) cis-1,2-Dichloroethene	3.984	96	55517	11.726	ug/L	83
32) Chloroform	0.000		0	N.D.		
34) Carbon tetrachloride	0.000		0	N.D.		
37) 1,1,1-Trichloroethane	0.000		0	N.D.		
39) 2-Butanone	0.000		0	N.D.		
41) Benzene	0.000		0	N.D.		
44) 1,2-Dichloroethane	5.342	62	135	N.D.		
48) Trichloroethene	0.000		0	N.D.		
57) 1,4-Dioxane	0.000		0	N.D.		
61) Toluene	0.000		0	N.D.		
63) Tetrachloroethene	0.000		0	N.D.		
73) Chlorobenzene	0.000		0	N.D.		
74) Ethylbenzene	8.556	91	103	N.D.		

Data Path : I:\VOLATILES\VOA108\2022\220128A\
Data File : V08220128A19.d
Acq On : 28 Jan 2022 5:44 pm
Operator : VOA108:NLK
Sample : L2204289-04,31,10,10,,A
Misc : WG1600155,ICAL18662
ALS Vial : 19 Sample Multiplier: 1

Quant Time: Jan 31 14:06:49 2022
Quant Method : I:\VOLATILES\VOA108\2022\220128A\V108_220121A_8260.m
Quant Title : VOLATILES BY GC/MS
QLast Update : Mon Jan 24 08:59:42 2022
Response via : Initial Calibration

CCAL FILE(s) : 1 - I:\VOLATILES\VOA108\2022\220128A\V08220128A01.d
Sub List : 8260-NYTCL - Megamix plus Diox

	Compound	R.T.	QIon	Response	Conc	Units	Dev(Min)
76)	p/m Xylene	0.000		0		N.D.	
77)	o Xylene	0.000		0		N.D.	
85)	n-Propylbenzene	9.369	91	198		N.D.	
90)	1,3,5-Trimethylbenzene	9.531	105	52		N.D.	
94)	tert-Butylbenzene	0.000		0		N.D.	
97)	1,2,4-Trimethylbenzene	9.815	105	64		N.D.	
98)	sec-Butylbenzene	9.815	105	64		N.D.	
100)	1,3-Dichlorobenzene	9.993	146	64		N.D.	
101)	1,4-Dichlorobenzene	9.993	146	64		N.D.	
103)	n-Butylbenzene	10.035	91	108		N.D.	
104)	1,2-Dichlorobenzene	0.000		0		N.D.	

(#) = qualifier out of range (m) = manual integration (+) = signals summed

Quantitation Report (QT Reviewed)

Data Path : I:\VOLATILES\VOA108\2022\220128A\
Data File : V08220128A19.d
Acq On : 28 Jan 2022 5:44 pm
Operator : VOA108:NLK
Sample : L2204289-04,31,10,10,,A
Misc : WG1600155,ICAL18662
ALS Vial : 19 Sample Multiplier: 1

Quant Time: Jan 31 14:06:49 2022
Quant Method : I:\VOLATILES\VOA108\2022\220128A\V108_220121A_8260.m
Quant Title : VOLATILES BY GC/MS
QLast Update : Mon Jan 24 08:59:42 2022
Response via : Initial Calibration

Sub List : 8260-NYTCL - Megamix plus Diox20128A\V08220128A01.d•

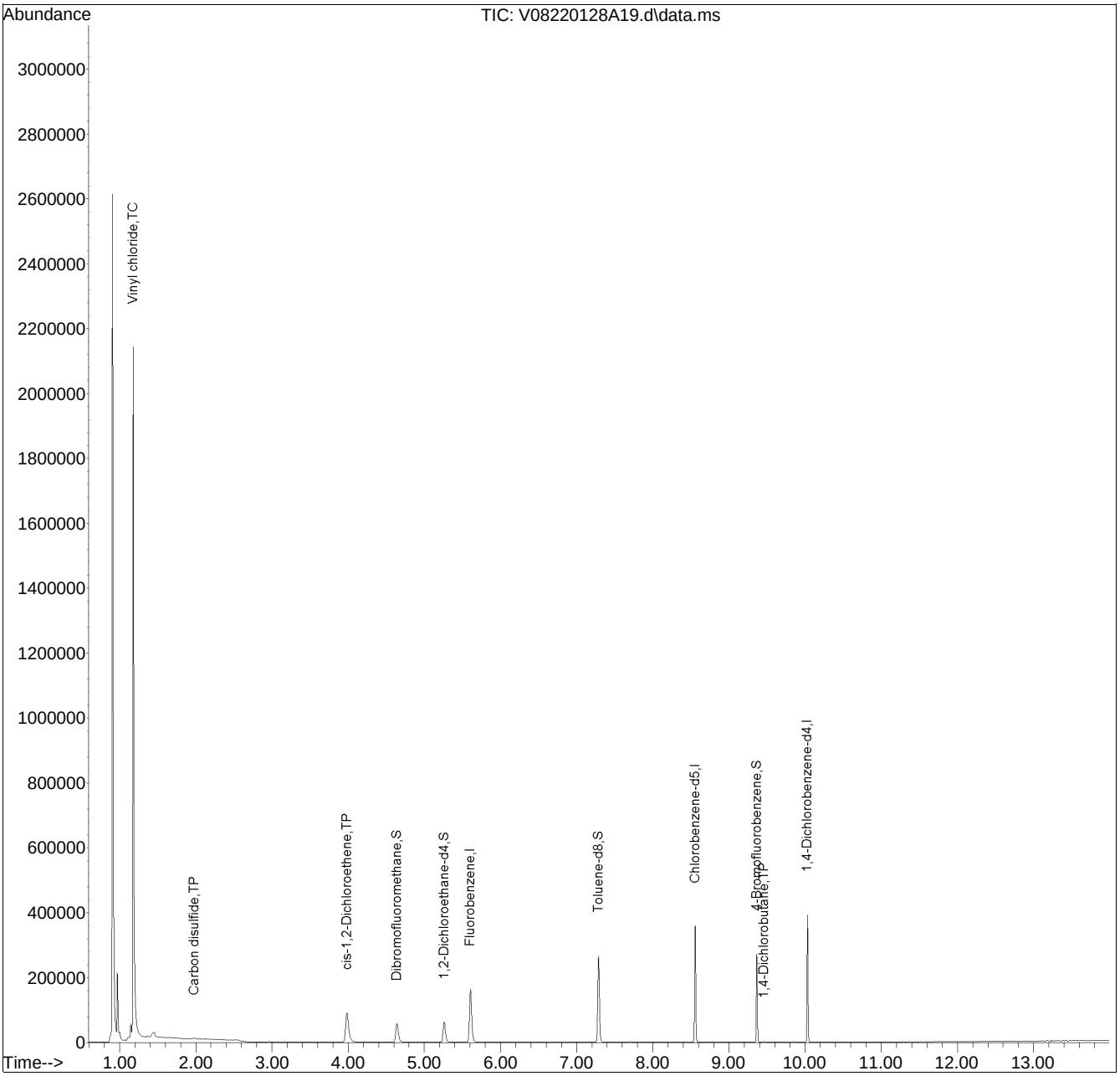

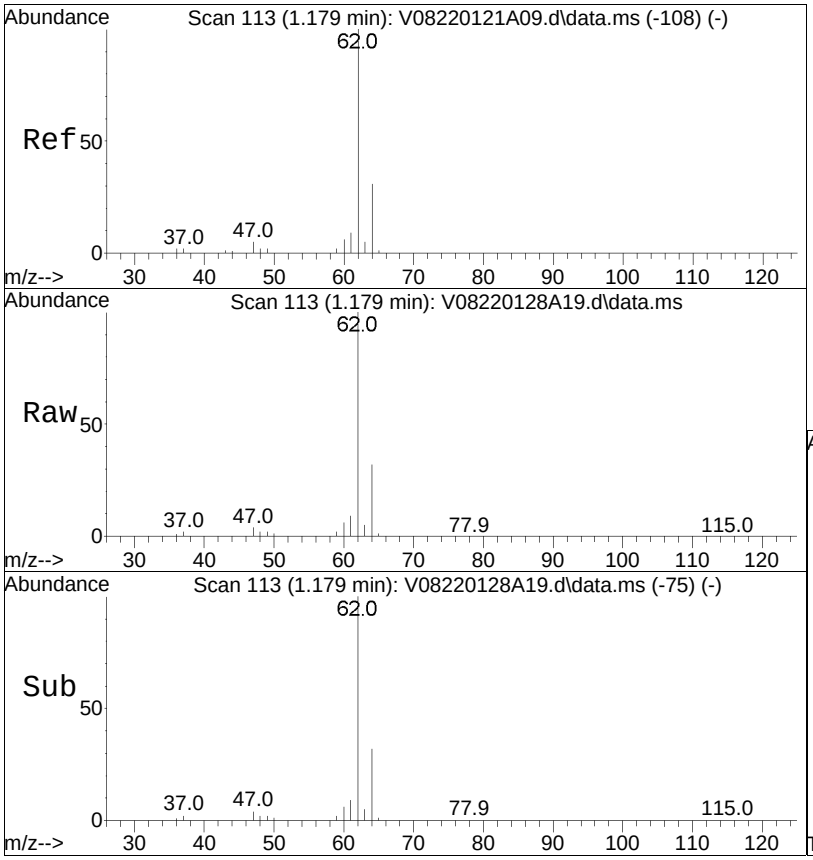

#4
Vinyl chloride
Concen: 221.77 ug/L M1
RT: 1.179 min Scan# 113
Delta R.T. 0.000 min
Lab File: V08220128A19.d
Acq: 28 Jan 2022 5:44 pm

Tgt Ion: 62 Resp: 1230741

Ion	Ratio	Lower	Upper
62	100		
64	0.0	9.1	49.1#

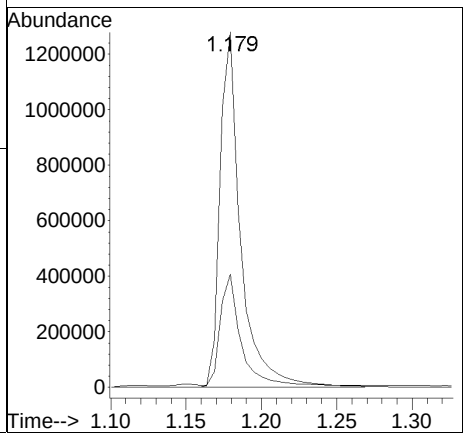

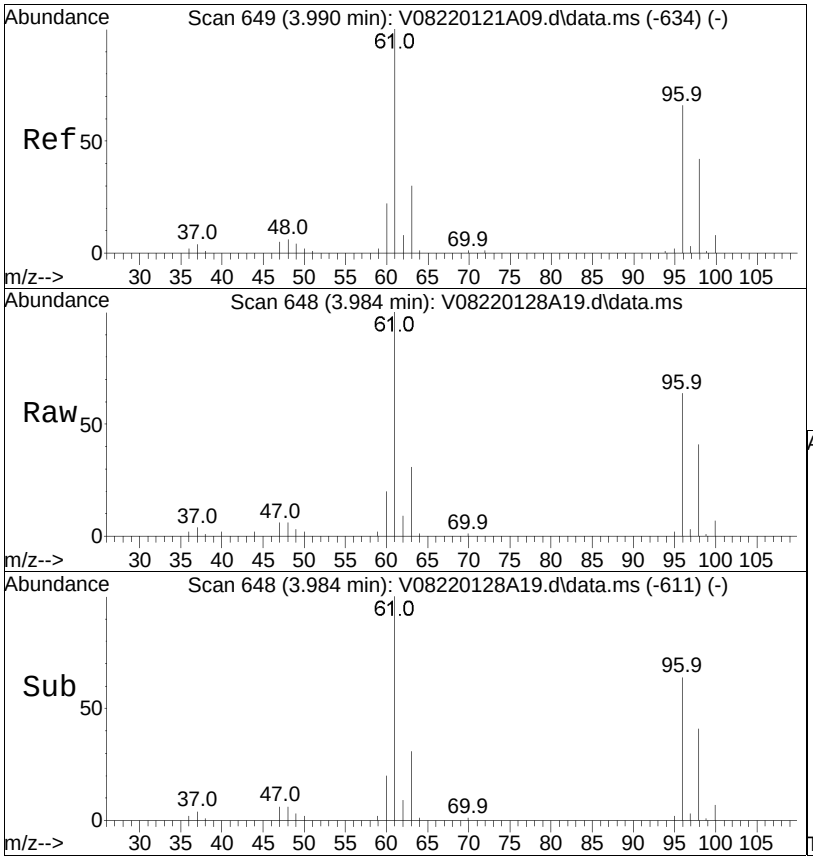

#28
cis-1,2-Dichloroethene
Concen: 11.73 ug/L
RT: 3.984 min Scan# 648
Delta R.T. -0.006 min
Lab File: V08220128A19.d
Acq: 28 Jan 2022 5:44 pm

Tgt Ion: 96 Resp: 55517

Ion	Ratio	Lower	Upper
96	100		
61	155.0	149.4	224.2
98	64.8	53.4	80.2

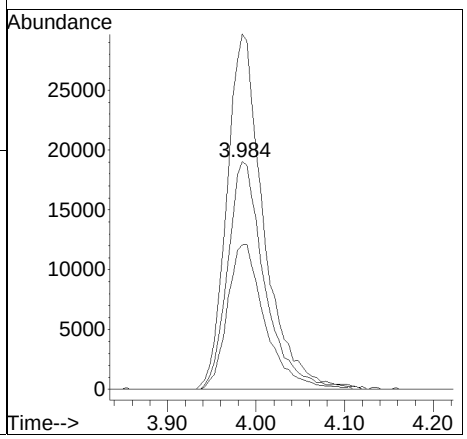

Manual Integration Report

Data Path : I:\VOLATILES\VOA108\2022\2Q
Data File : V08220128A19.d
Date Inj'd : 1/28/2022 5:44 pm
Sample : L2204289-04,31,10,10,,A

Method : V108_220121A_8260.m
Operator : VOA108:NLK
Instrument : VOA 108
Quant Date : 1/31/2022 1:53 pm

Compound #4: Vinyl chloride

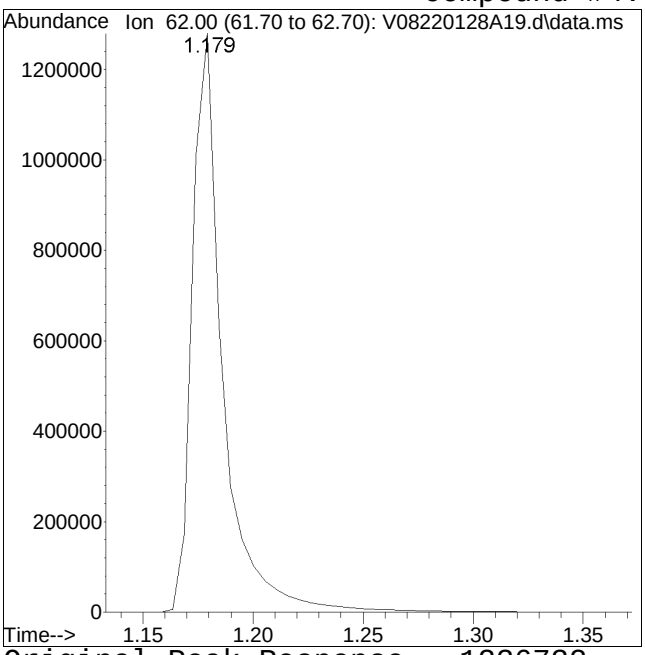

Original Peak Response = 1236732

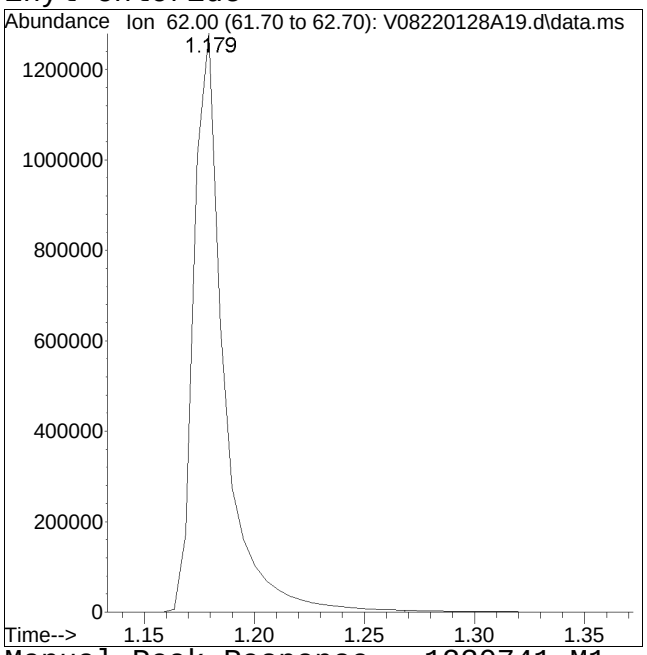

Manual Peak Response = 1230741 M1

M1 = Split or tailing peak, auto integration stopped early resulting in false low area count.

Quantitation Report (QT Reviewed)

Data Path : I:\VOLATILES\VOA108\2022\220128A\
Data File : V08220128A20.d
Acq On : 28 Jan 2022 6:04 pm
Operator : VOA108:NLK
Sample : L2204289-05,31,10,10,,A,PRI
Misc : WG1600155,ICAL18662
ALS Vial : 20 Sample Multiplier: 1

Quant Time: Jan 31 14:07:16 2022
Quant Method : I:\VOLATILES\VOA108\2022\220128A\V108_220121A_8260.m
Quant Title : VOLATILES BY GC/MS
QLast Update : Mon Jan 24 08:59:42 2022
Response via : Initial Calibration

CCAL FILE(s) : 1 - I:\VOLATILES\VOA108\2022\220128A\V08220128A01.d
Sub List : 8260-NYTCL - Megamix plus Diox

Compound	R.T.	QIon	Response	Conc	Units	Dev(Min)
Internal Standards						
1) Fluorobenzene	5.604	96	148376	10.000	ug/L	0.00
Standard Area 1 = 176781			Recovery = 83.93%			
59) Chlorobenzene-d5	8.556	117	112785	10.000	ug/L	0.00
Standard Area 1 = 131590			Recovery = 85.71%			
79) 1,4-Dichlorobenzene-d4	10.035	152	50744	10.000	ug/L	0.00
Standard Area 1 = 64481			Recovery = 78.70%			
System Monitoring Compounds						
36) Dibromofluoromethane	4.640	113	43605	10.890	ug/L	0.00
Spiked Amount 10.000	Range 70 - 130		Recovery = 108.90%			
43) 1,2-Dichloroethane-d4	5.264	65	50046	10.827	ug/L	0.00
Spiked Amount 10.000	Range 70 - 130		Recovery = 108.27%			
60) Toluene-d8	7.287	98	142739	10.088	ug/L	0.00
Spiked Amount 10.000	Range 70 - 130		Recovery = 100.88%			
83) 4-Bromofluorobenzene	9.364	95	49062	10.083	ug/L	0.00
Spiked Amount 10.000	Range 70 - 130		Recovery = 100.83%			
Target Compounds						Qvalue
4) Vinyl chloride	1.179	62	275208	50.307	ug/L	84
10) 1,1-Dichloroethene	1.955	96	105	N.D.		
15) Methylene chloride	0.000		0	N.D.		
17) Acetone	0.000		0	N.D.	d	
18) trans-1,2-Dichloroethene	2.616	96	143	N.D.		
20) Methyl tert-butyl ether	0.000		0	N.D.		
23) 1,1-Dichloroethane	0.000		0	N.D.		
28) cis-1,2-Dichloroethene	3.984	96	282974	60.630	ug/L	84
32) Chloroform	0.000		0	N.D.		
34) Carbon tetrachloride	0.000		0	N.D.		
37) 1,1,1-Trichloroethane	0.000		0	N.D.		
39) 2-Butanone	0.000		0	N.D.		
41) Benzene	0.000		0	N.D.		
44) 1,2-Dichloroethane	5.347	62	108	N.D.		
48) Trichloroethene	0.000		0	N.D.		
57) 1,4-Dioxane	0.000		0	N.D.		
61) Toluene	7.340	92	70	N.D.		
63) Tetrachloroethene	0.000		0	N.D.		
73) Chlorobenzene	0.000		0	N.D.		
74) Ethylbenzene	8.551	91	179	N.D.		

Data Path : I:\VOLATILES\VOA108\2022\220128A\
Data File : V08220128A20.d
Acq On : 28 Jan 2022 6:04 pm
Operator : VOA108:NLK
Sample : L2204289-05,31,10,10,,A,PRI
Misc : WG1600155,ICAL18662
ALS Vial : 20 Sample Multiplier: 1

Quant Time: Jan 31 14:07:16 2022
Quant Method : I:\VOLATILES\VOA108\2022\220128A\V108_220121A_8260.m
Quant Title : VOLATILES BY GC/MS
QLast Update : Mon Jan 24 08:59:42 2022
Response via : Initial Calibration

CCAL FILE(s) : 1 - I:\VOLATILES\VOA108\2022\220128A\V08220128A01.d
Sub List : 8260-NYTCL - Megamix plus Diox

Compound	R.T.	QIon	Response	Conc	Units	Dev(Min)
76) p/m Xylene	0.000		0		N.D.	
77) o Xylene	0.000		0		N.D.	
85) n-Propylbenzene	9.364	91	219		N.D.	
90) 1,3,5-Trimethylbenzene	0.000		0		N.D.	
94) tert-Butylbenzene	0.000		0		N.D.	
97) 1,2,4-Trimethylbenzene	9.804	105	49		N.D.	
98) sec-Butylbenzene	9.804	105	49		N.D.	
100) 1,3-Dichlorobenzene	9.988	146	48		N.D.	
101) 1,4-Dichlorobenzene	9.988	146	48		N.D.	
103) n-Butylbenzene	10.035	91	97		N.D.	
104) 1,2-Dichlorobenzene	0.000		0		N.D.	

(#) = qualifier out of range (m) = manual integration (+) = signals summed

Quantitation Report (QT Reviewed)

Data Path : I:\VOLATILES\VOA108\2022\220128A\
Data File : V08220128A20.d
Acq On : 28 Jan 2022 6:04 pm
Operator : VOA108:NLK
Sample : L2204289-05,31,10,10,,A,PRI
Misc : WG1600155,ICAL18662
ALS Vial : 20 Sample Multiplier: 1

Quant Time: Jan 31 14:07:16 2022
Quant Method : I:\VOLATILES\VOA108\2022\220128A\V108_220121A_8260.m
Quant Title : VOLATILES BY GC/MS
QLast Update : Mon Jan 24 08:59:42 2022
Response via : Initial Calibration

Sub List : 8260-NYTCL - Megamix plus Diox20128A\V08220128A01.d•

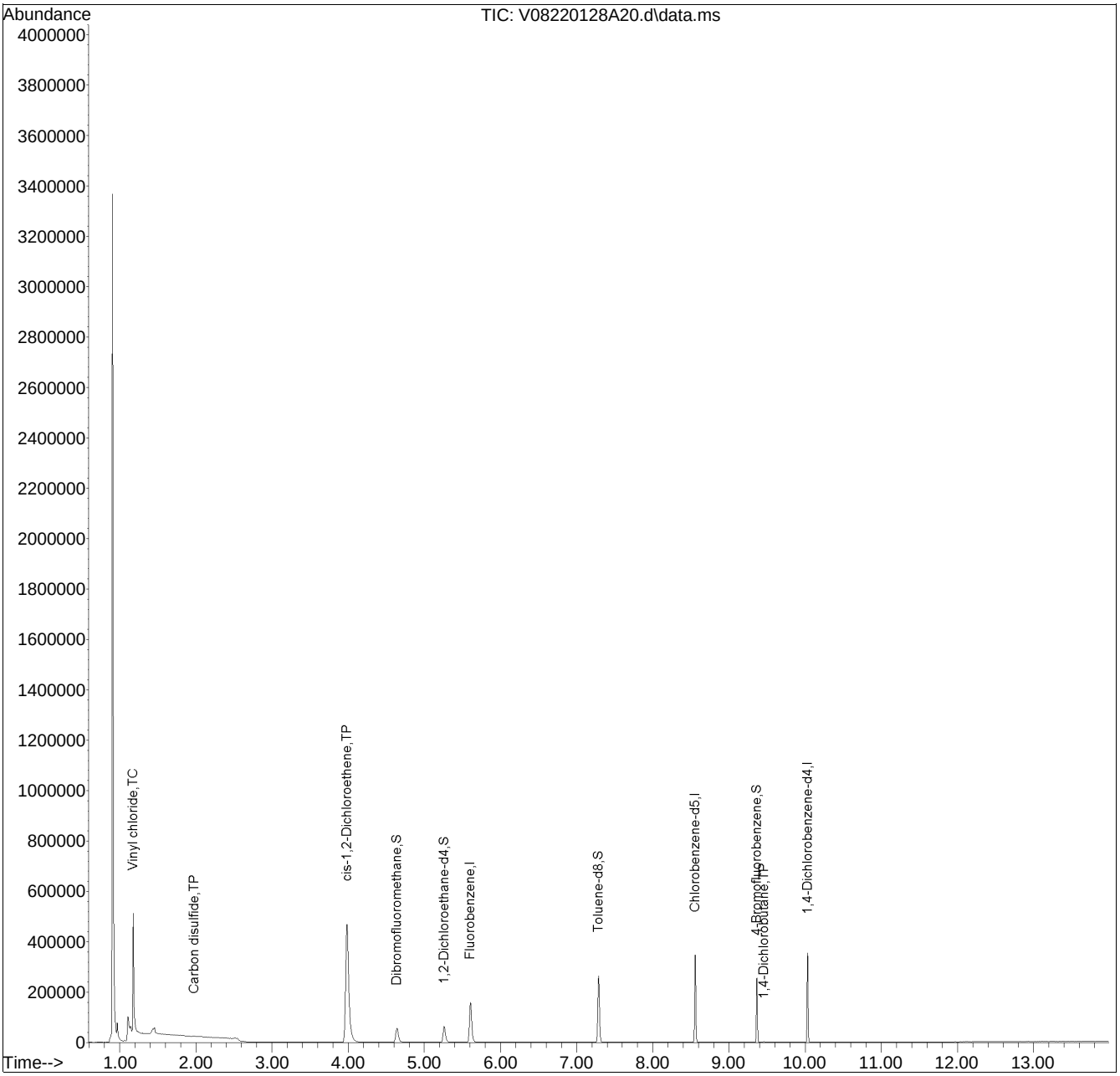

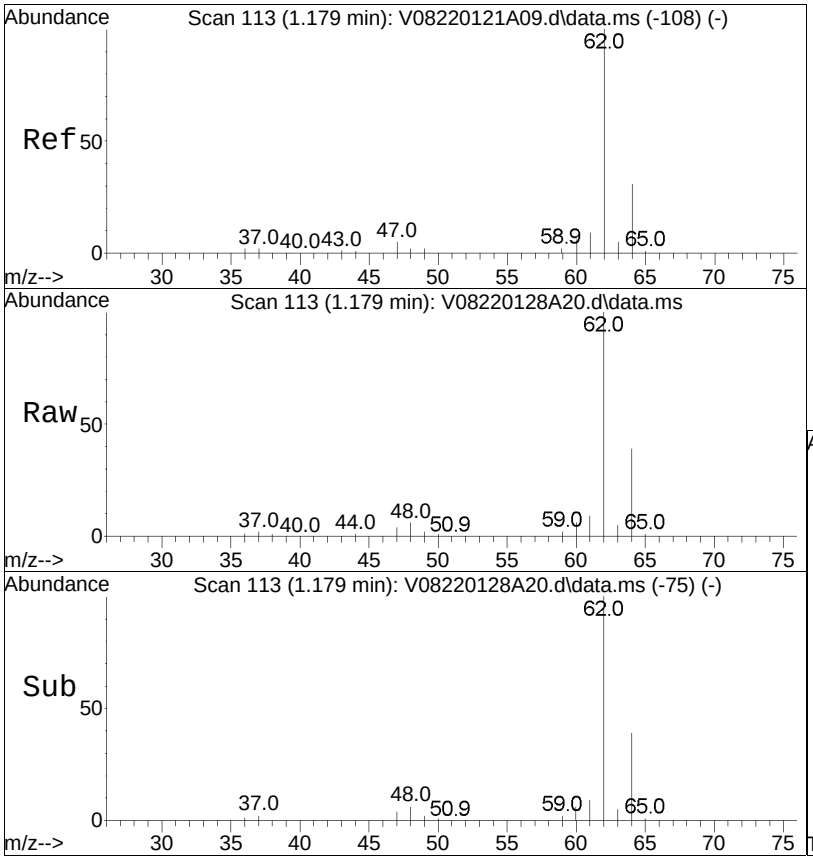

#4
Vinyl chloride
Concen: 50.31 ug/L
RT: 1.179 min Scan# 113
Delta R.T. 0.000 min
Lab File: V08220128A20.d
Acq: 28 Jan 2022 6:04 pm

Tgt Ion: 62 Resp: 275208

Ion	Ratio	Lower	Upper
62	100		
64	37.5	9.1	49.1

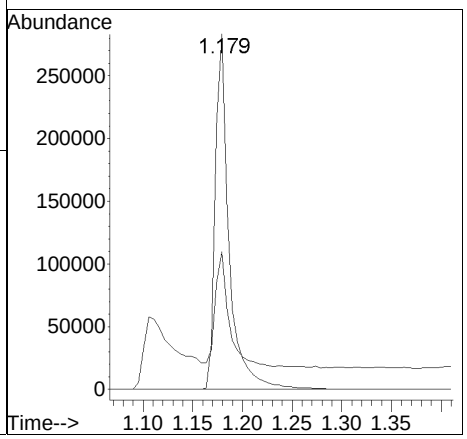

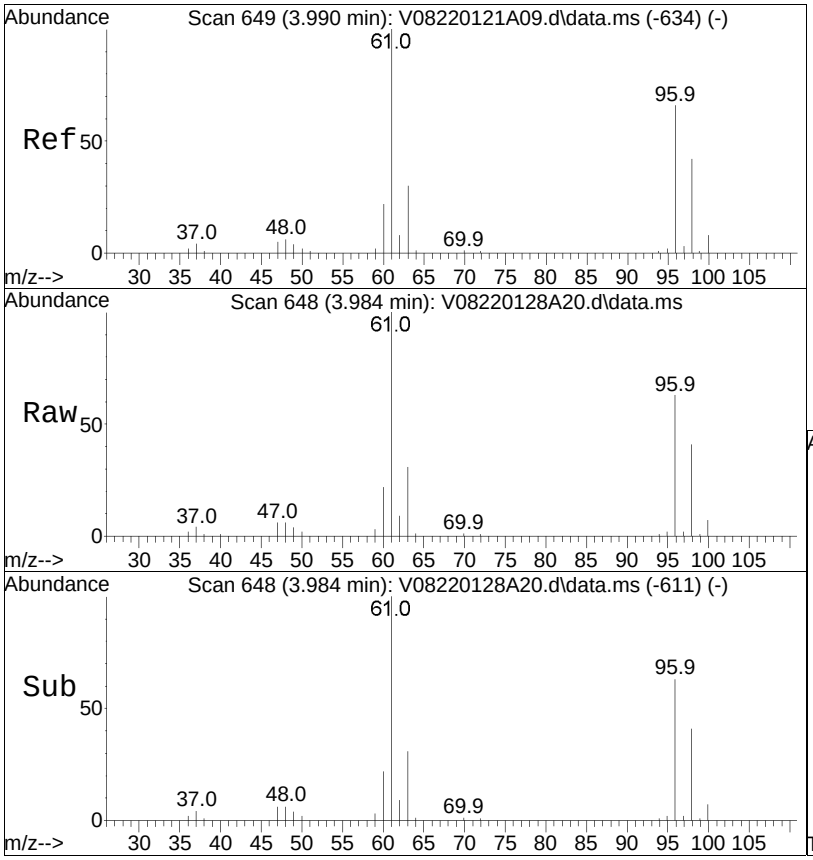

#28
cis-1,2-Dichloroethene
Concen: 60.63 ug/L
RT: 3.984 min Scan# 648
Delta R.T. -0.006 min
Lab File: V08220128A20.d
Acq: 28 Jan 2022 6:04 pm

Tgt Ion: 96 Resp: 282974

Ion	Ratio	Lower	Upper
96	100		
61	156.2	149.4	224.2
98	63.9	53.4	80.2

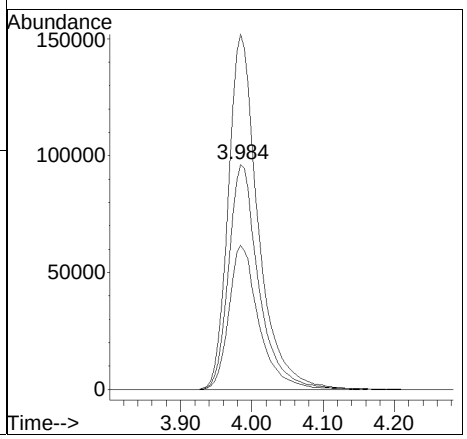

Manual Integration Report

Data Path	: I:\VOLATILES\VOA108\2022\2	Q Method	: V108_220121A_8260.m
Data File	: V08220128A20.d	Operator	: VOA108:NLK
Date Inj'd	: 1/28/2022 6:04 pm	Instrument	: VOA 108
Sample	: L2204289-05,31,10,10,,A,PR	Quant Date	: 1/31/2022 1:53 pm

There are no manual integrations or false positives in this file.

Quantitation Report (QT Reviewed)

Data Path : I:\VOLATILES\VOA108\2022\220128A\
Data File : V08220128A21.d
Acq On : 28 Jan 2022 6:24 pm
Operator : VOA108:NLK
Sample : L2204289-06,31,10,10,,A,PRI
Misc : WG1600155,ICAL18662
ALS Vial : 21 Sample Multiplier: 1

Quant Time: Jan 31 14:08:00 2022
Quant Method : I:\VOLATILES\VOA108\2022\220128A\V108_220121A_8260.m
Quant Title : VOLATILES BY GC/MS
QLast Update : Mon Jan 24 08:59:42 2022
Response via : Initial Calibration

CCAL FILE(s) : 1 - I:\VOLATILES\VOA108\2022\220128A\V08220128A01.d
Sub List : 8260-NYTCL - Megamix plus Diox

Compound	R.T.	QIon	Response	Conc	Units	Dev(Min)
Internal Standards						
1) Fluorobenzene	5.604	96	152062	10.000	ug/L	0.00
Standard Area 1 = 176781			Recovery = 86.02%			
59) Chlorobenzene-d5	8.556	117	116779	10.000	ug/L	0.00
Standard Area 1 = 131590			Recovery = 88.74%			
79) 1,4-Dichlorobenzene-d4	10.035	152	54301	10.000	ug/L	0.00
Standard Area 1 = 64481			Recovery = 84.21%			
System Monitoring Compounds						
36) Dibromofluoromethane	4.640	113	42840	10.439	ug/L	0.00
Spiked Amount 10.000	Range 70 - 130		Recovery = 104.39%			
43) 1,2-Dichloroethane-d4	5.258	65	52366	11.054	ug/L	0.00
Spiked Amount 10.000	Range 70 - 130		Recovery = 110.54%			
60) Toluene-d8	7.287	98	143359	9.785	ug/L	0.00
Spiked Amount 10.000	Range 70 - 130		Recovery = 97.85%			
83) 4-Bromofluorobenzene	9.364	95	51662	9.922	ug/L	0.00
Spiked Amount 10.000	Range 70 - 130		Recovery = 99.22%			
Target Compounds						Qvalue
4) Vinyl chloride	1.179	62	435763	77.724	ug/L	96
10) 1,1-Dichloroethene	1.960	96	1331	0.332	ug/L	87
15) Methylene chloride	0.000		0	N.D.		
17) Acetone	0.000		0	N.D.	d	
18) trans-1,2-Dichloroethene	2.611	96	954	0.213	ug/L	94
20) Methyl tert-butyl ether	2.768	73	286	N.D.		
23) 1,1-Dichloroethane	0.000		0	N.D.		
28) cis-1,2-Dichloroethene	3.984	96	796787	166.583	ug/L	84
32) Chloroform	0.000		0	N.D.		
34) Carbon tetrachloride	0.000		0	N.D.		
37) 1,1,1-Trichloroethane	0.000		0	N.D.		
39) 2-Butanone	0.000		0	N.D.		
41) Benzene	5.106	78	49	N.D.		
44) 1,2-Dichloroethane	5.342	62	48	N.D.		
48) Trichloroethene	5.804	95	37710	8.712	ug/L	94
57) 1,4-Dioxane	0.000		0	N.D.		
61) Toluene	7.345	92	159	N.D.		
63) Tetrachloroethene	7.691	166	82438	18.574	ug/L	94
73) Chlorobenzene	0.000		0	N.D.		
74) Ethylbenzene	8.713	91	180	N.D.		

Data Path : I:\VOLATILES\VOA108\2022\220128A\
Data File : V08220128A21.d
Acq On : 28 Jan 2022 6:24 pm
Operator : VOA108:NLK
Sample : L2204289-06,31,10,10,,A,PRI
Misc : WG1600155,ICAL18662
ALS Vial : 21 Sample Multiplier: 1

Quant Time: Jan 31 14:08:00 2022
Quant Method : I:\VOLATILES\VOA108\2022\220128A\V108_220121A_8260.m
Quant Title : VOLATILES BY GC/MS
QLast Update : Mon Jan 24 08:59:42 2022
Response via : Initial Calibration

CCAL FILE(s) : 1 - I:\VOLATILES\VOA108\2022\220128A\V08220128A01.d
Sub List : 8260-NYTCL - Megamix plus Diox

Compound	R.T.	QIon	Response	Conc	Units	Dev(Min)
76) p/m Xylene	8.708	106	50		N.D.	
77) o Xylene	0.000		0		N.D.	
85) n-Propylbenzene	9.463	91	163		N.D.	
90) 1,3,5-Trimethylbenzene	9.521	105	176		N.D.	
94) tert-Butylbenzene	9.773	119	665		N.D.	
97) 1,2,4-Trimethylbenzene	9.814	105	106		N.D.	
98) sec-Butylbenzene	9.872	105	952		N.D.	
100) 1,3-Dichlorobenzene	10.040	146	197		N.D.	
101) 1,4-Dichlorobenzene	10.040	146	197		N.D.	
103) n-Butylbenzene	10.202	91	58		N.D.	
104) 1,2-Dichlorobenzene	10.281	146	365		N.D.	

(#) = qualifier out of range (m) = manual integration (+) = signals summed

Quantitation Report (QT Reviewed)

Data Path : I:\VOLATILES\VOA108\2022\220128A\
Data File : V08220128A21.d
Acq On : 28 Jan 2022 6:24 pm
Operator : VOA108:NLK
Sample : L2204289-06,31,10,10,,A,PRI
Misc : WG1600155,ICAL18662
ALS Vial : 21 Sample Multiplier: 1

Quant Time: Jan 31 14:08:00 2022
Quant Method : I:\VOLATILES\VOA108\2022\220128A\V108_220121A_8260.m
Quant Title : VOLATILES BY GC/MS
QLast Update : Mon Jan 24 08:59:42 2022
Response via : Initial Calibration

Sub List : 8260-NYTCL - Megamix plus Diox20128A\V08220128A01.d•

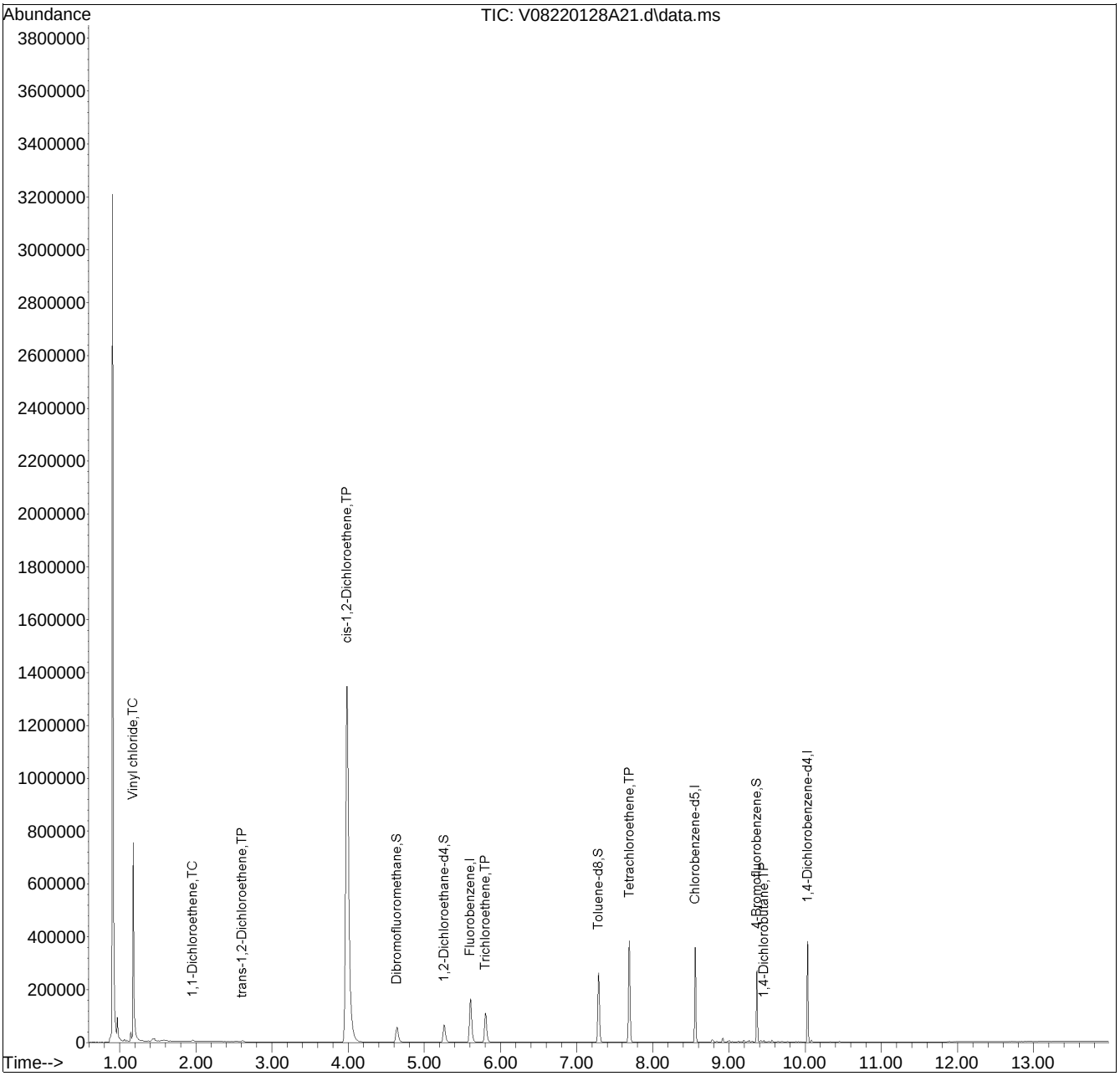

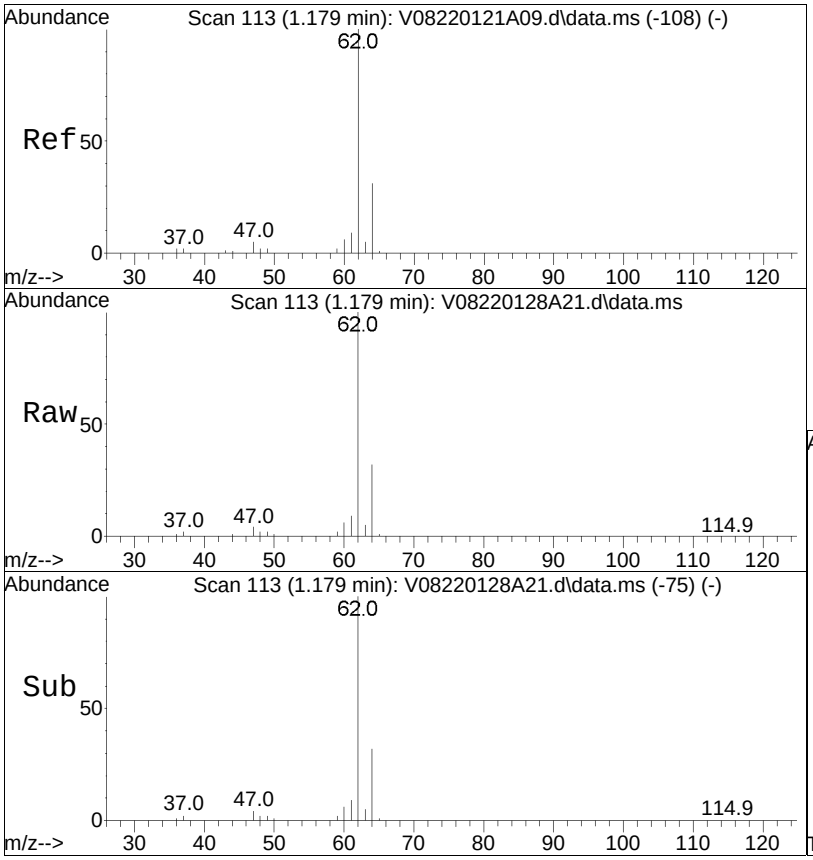

#4
Vinyl chloride
Concen: 77.72 ug/L
RT: 1.179 min Scan# 113
Delta R.T. 0.000 min
Lab File: V08220128A21.d
Acq: 28 Jan 2022 6:24 pm

Tgt Ion: 62 Resp: 435763

Ion	Ratio	Lower	Upper
62	100		
64	31.4	9.1	49.1

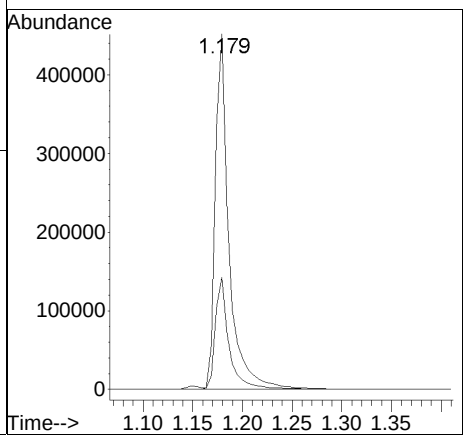

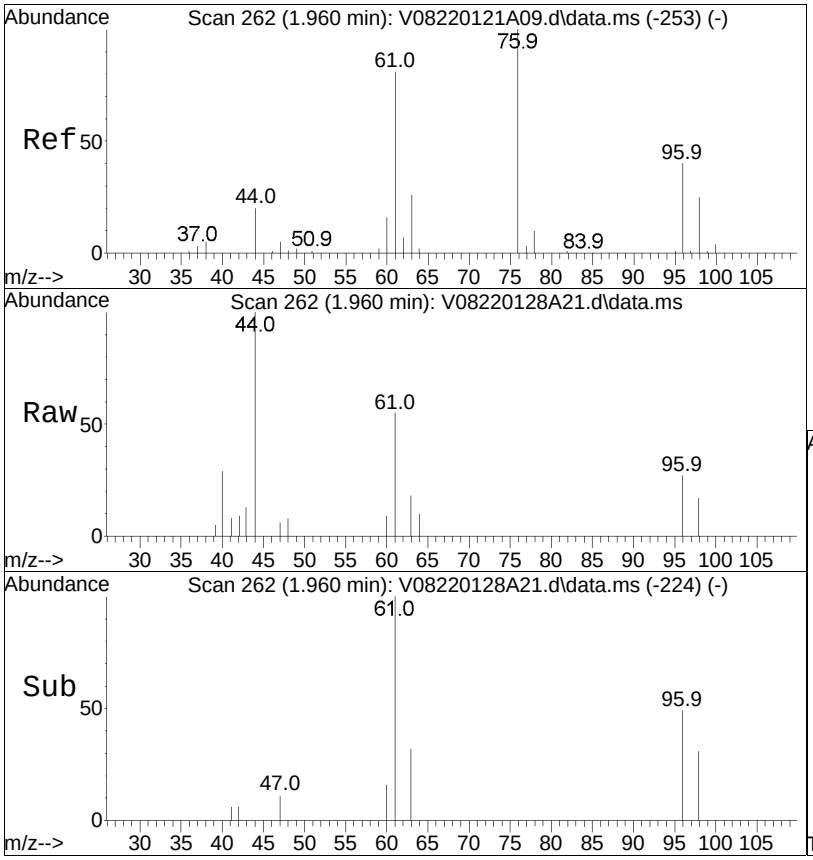

#10
1,1-Dichloroethene
Concen: 0.33 ug/L
RT: 1.960 min Scan# 262
Delta R.T. 0.000 min
Lab File: V08220128A21.d
Acq: 28 Jan 2022 6:24 pm

Tgt Ion: 96 Resp: 1331

Ion	Ratio	Lower	Upper
96	100		
61	207.7	186.1	279.1
63	68.0	57.6	86.4

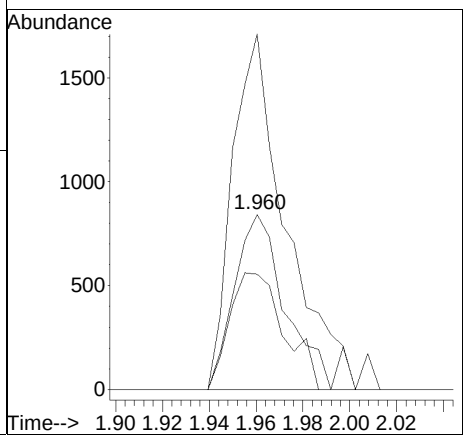

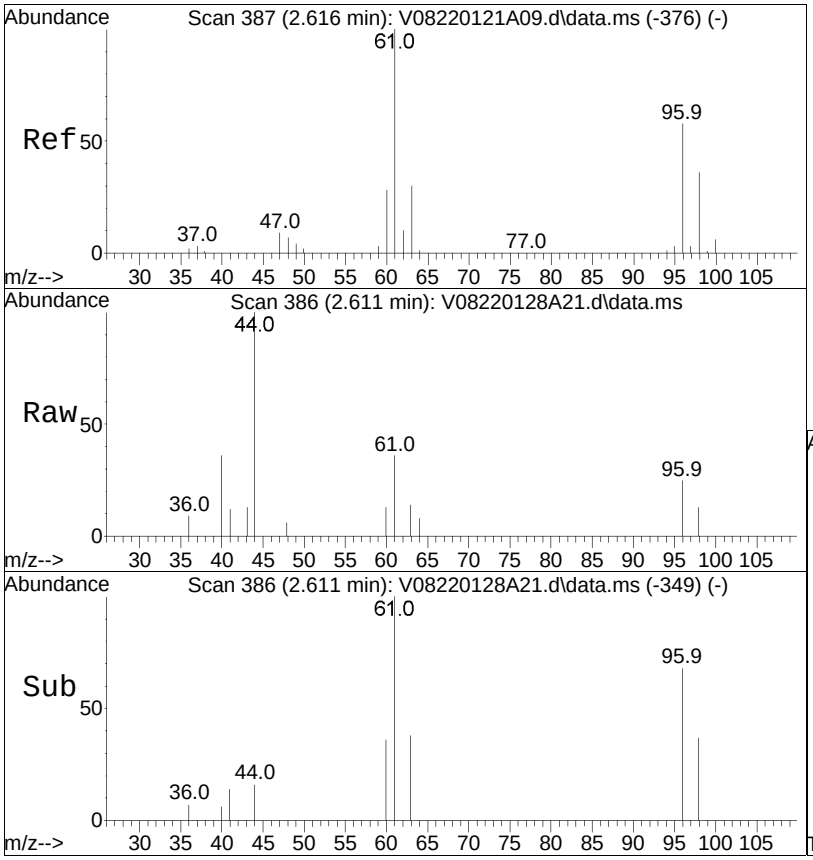

#18
trans-1,2-Dichloroethene
Concen: 0.21 ug/L
RT: 2.611 min Scan# 386
Delta R.T. -0.005 min
Lab File: V08220128A21.d
Acq: 28 Jan 2022 6:24 pm

Tgt Ion: 96 Resp: 954

Ion	Ratio	Lower	Upper
96	100		
61	196.2	124.0	257.6
98	73.3	41.2	85.6
63	55.3	38.4	79.7

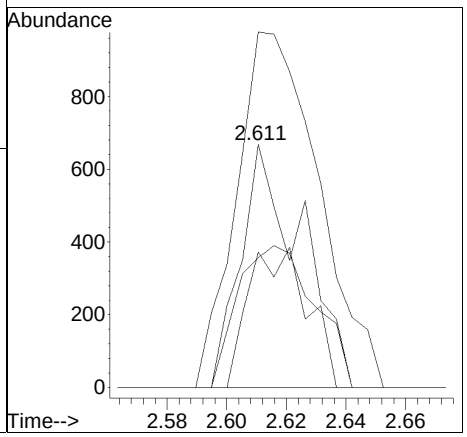

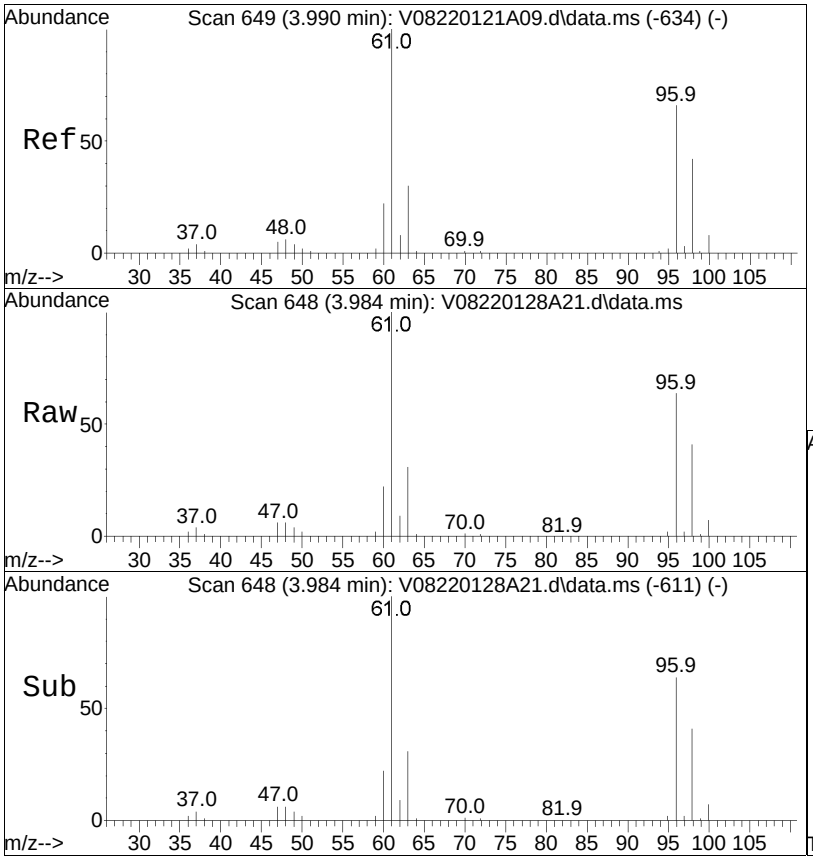

#28
cis-1,2-Dichloroethene
Concen: 166.58 ug/L
RT: 3.984 min Scan# 648
Delta R.T. -0.006 min
Lab File: V08220128A21.d
Acq: 28 Jan 2022 6:24 pm

Tgt Ion: 96 Resp: 796787

Ion	Ratio	Lower	Upper
96	100		
61	156.3	149.4	224.2
98	64.1	53.4	80.2

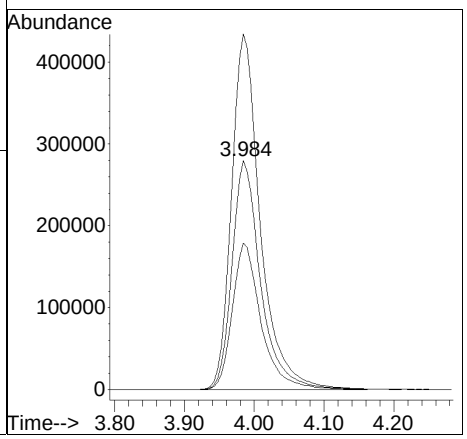

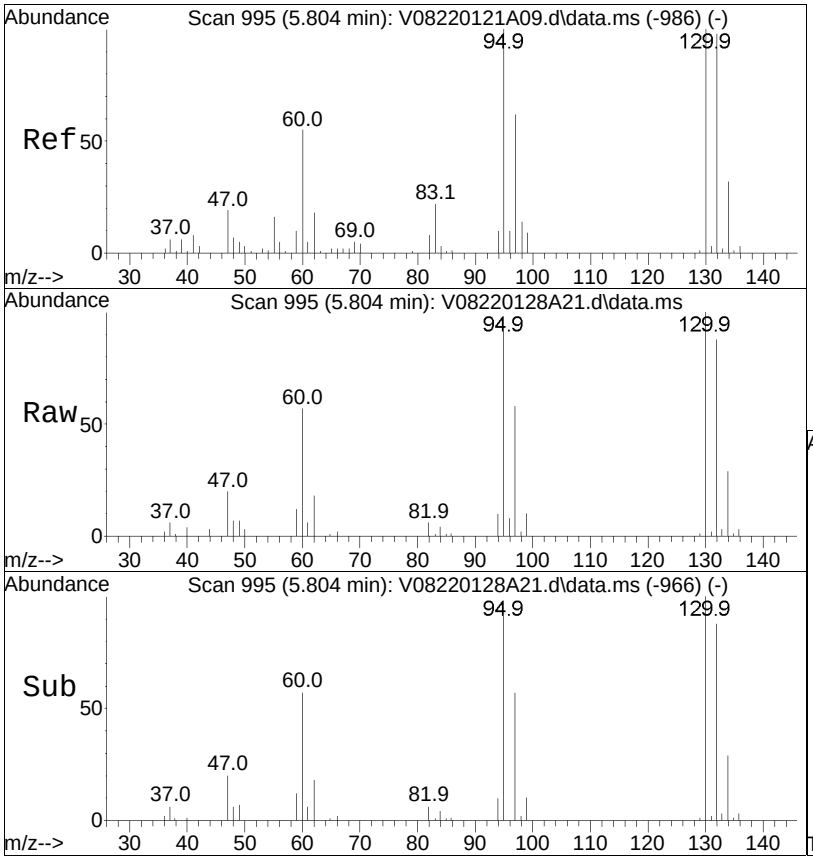

#48
Trichloroethene
Concen: 8.71 ug/L
RT: 5.804 min Scan# 995
Delta R.T. -0.000 min
Lab File: V08220128A21.d
Acq: 28 Jan 2022 6:24 pm

Tgt Ion: 95 Resp: 37710

Ion	Ratio	Lower	Upper
95	100		
97	63.7	55.5	83.3
130	101.1	76.6	115.0

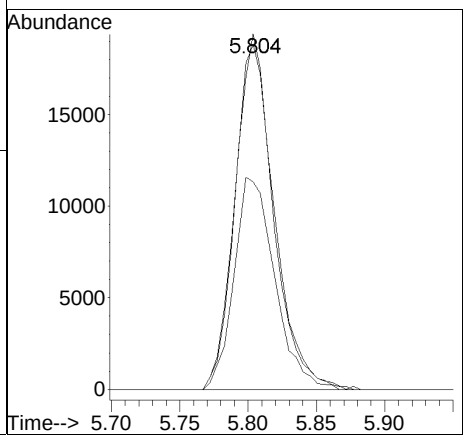

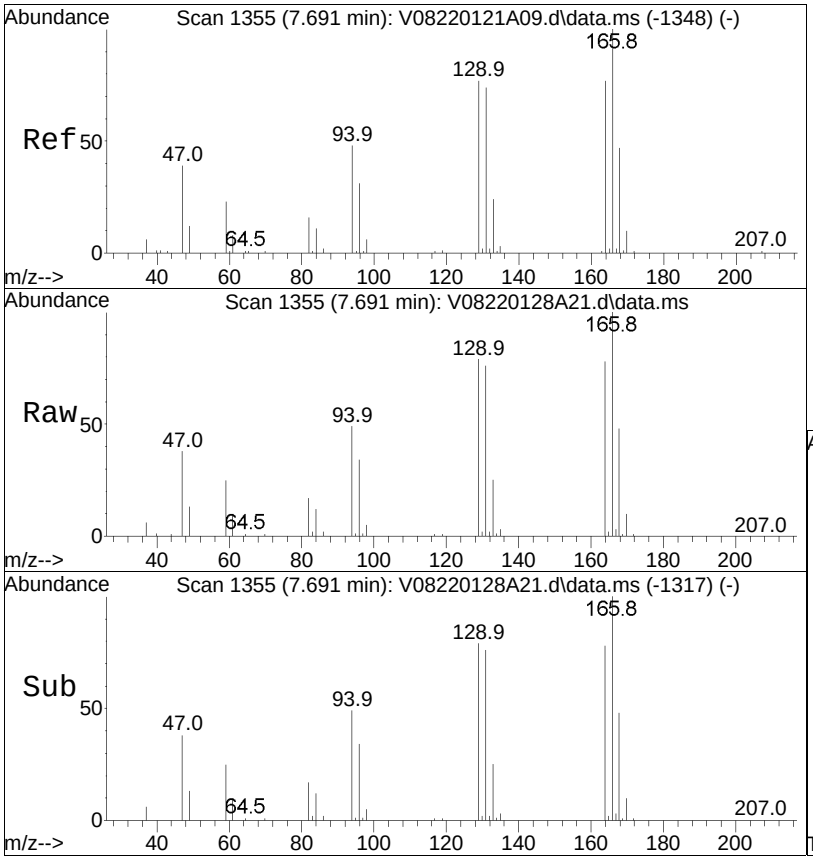

#63
Tetrachloroethene
Concen: 18.57 ug/L
RT: 7.691 min Scan# 1355
Delta R.T. 0.000 min
Lab File: V08220128A21.d
Acq: 28 Jan 2022 6:24 pm

Tgt Ion:166 Resp: 82438

Ion	Ratio	Lower	Upper
166	100		
168	47.7	28.2	68.2
94	51.0	38.4	78.4

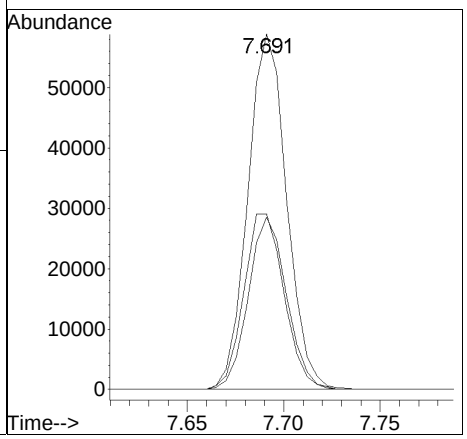

Quantitation Report (QT Reviewed)

Data Path : I:\VOLATILES\VOA108\2022\220128A\
Data File : V08220128A22.d
Acq On : 28 Jan 2022 6:45 pm
Operator : VOA108:NLK
Sample : L2204289-07,31,10,10,,A,PRI
Misc : WG1600155,ICAL18662
ALS Vial : 22 Sample Multiplier: 1

Quant Time: Jan 31 14:08:06 2022
Quant Method : I:\VOLATILES\VOA108\2022\220128A\V108_220121A_8260.m
Quant Title : VOLATILES BY GC/MS
QLast Update : Mon Jan 24 08:59:42 2022
Response via : Initial Calibration

CCAL FILE(s) : 1 - I:\VOLATILES\VOA108\2022\220128A\V08220128A01.d
Sub List : 8260-NYTCL - Megamix plus Diox

Compound	R.T.	QIon	Response	Conc Units	Dev(Min)
Internal Standards					
1) Fluorobenzene	5.604	96	152914	10.000 ug/L	0.00
Standard Area 1 = 176781			Recovery = 86.50%		
59) Chlorobenzene-d5	8.556	117	119050	10.000 ug/L	0.00
Standard Area 1 = 131590			Recovery = 90.47%		
79) 1,4-Dichlorobenzene-d4	10.035	152	52477	10.000 ug/L	0.00
Standard Area 1 = 64481			Recovery = 81.38%		
System Monitoring Compounds					
36) Dibromofluoromethane	4.640	113	45290	10.975 ug/L	0.00
Spiked Amount 10.000	Range 70 - 130		Recovery = 109.75%		
43) 1,2-Dichloroethane-d4	5.258	65	51350	10.779 ug/L	0.00
Spiked Amount 10.000	Range 70 - 130		Recovery = 107.79%		
60) Toluene-d8	7.287	98	147399	9.869 ug/L	0.00
Spiked Amount 10.000	Range 70 - 130		Recovery = 98.69%		
83) 4-Bromofluorobenzene	9.364	95	50582	10.052 ug/L	0.00
Spiked Amount 10.000	Range 70 - 130		Recovery = 100.52%		
Target Compounds					Qvalue
4) Vinyl chloride	1.179	62	292	N.D.	
10) 1,1-Dichloroethene	0.000		0	N.D.	
15) Methylene chloride	0.000		0	N.D.	
17) Acetone	0.000		0	N.D. d	
18) trans-1,2-Dichloroethene	0.000		0	N.D.	
20) Methyl tert-butyl ether	0.000		0	N.D.	
23) 1,1-Dichloroethane	0.000		0	N.D.	
28) cis-1,2-Dichloroethene	3.995	96	1399	0.291 ug/L #	84
32) Chloroform	0.000		0	N.D.	
34) Carbon tetrachloride	0.000		0	N.D.	
37) 1,1,1-Trichloroethane	0.000		0	N.D.	
39) 2-Butanone	0.000		0	N.D.	
41) Benzene	0.000		0	N.D.	
44) 1,2-Dichloroethane	0.000		0	N.D.	
48) Trichloroethene	0.000		0	N.D.	
57) 1,4-Dioxane	0.000		0	N.D.	
61) Toluene	7.345	92	67	N.D.	
63) Tetrachloroethene	7.686	166	317	0.070 ug/L #	60
73) Chlorobenzene	0.000		0	N.D.	
74) Ethylbenzene	8.614	91	171	N.D.	

Data Path : I:\VOLATILES\VOA108\2022\220128A\
Data File : V08220128A22.d
Acq On : 28 Jan 2022 6:45 pm
Operator : VOA108:NLK
Sample : L2204289-07,31,10,10,,A,PRI
Misc : WG1600155,ICAL18662
ALS Vial : 22 Sample Multiplier: 1

Quant Time: Jan 31 14:08:06 2022
Quant Method : I:\VOLATILES\VOA108\2022\220128A\V108_220121A_8260.m
Quant Title : VOLATILES BY GC/MS
QLast Update : Mon Jan 24 08:59:42 2022
Response via : Initial Calibration

CCAL FILE(s) : 1 - I:\VOLATILES\VOA108\2022\220128A\V08220128A01.d
Sub List : 8260-NYTCL - Megamix plus Diox

	Compound	R.T.	QIon	Response	Conc	Units	Dev(Min)
76)	p/m Xylene	0.000		0		N.D.	
77)	o Xylene	0.000		0		N.D.	
85)	n-Propylbenzene	9.463	91	52		N.D.	
90)	1,3,5-Trimethylbenzene	9.531	105	69		N.D.	
94)	tert-Butylbenzene	0.000		0		N.D.	
97)	1,2,4-Trimethylbenzene	9.809	105	59		N.D.	
98)	sec-Butylbenzene	9.809	105	59		N.D.	
100)	1,3-Dichlorobenzene	0.000		0		N.D.	
101)	1,4-Dichlorobenzene	0.000		0		N.D.	
103)	n-Butylbenzene	10.202	91	52		N.D.	
104)	1,2-Dichlorobenzene	0.000		0		N.D.	

(#) = qualifier out of range (m) = manual integration (+) = signals summed

Quantitation Report (QT Reviewed)

Data Path : I:\VOLATILES\VOA108\2022\220128A\
Data File : V08220128A22.d
Acq On : 28 Jan 2022 6:45 pm
Operator : VOA108:NLK
Sample : L2204289-07,31,10,10,,A,PRI
Misc : WG1600155,ICAL18662
ALS Vial : 22 Sample Multiplier: 1

Quant Time: Jan 31 14:08:06 2022
Quant Method : I:\VOLATILES\VOA108\2022\220128A\V108_220121A_8260.m
Quant Title : VOLATILES BY GC/MS
QLast Update : Mon Jan 24 08:59:42 2022
Response via : Initial Calibration

Sub List : 8260-NYTCL - Megamix plus Diox20128A\V08220128A01.d•

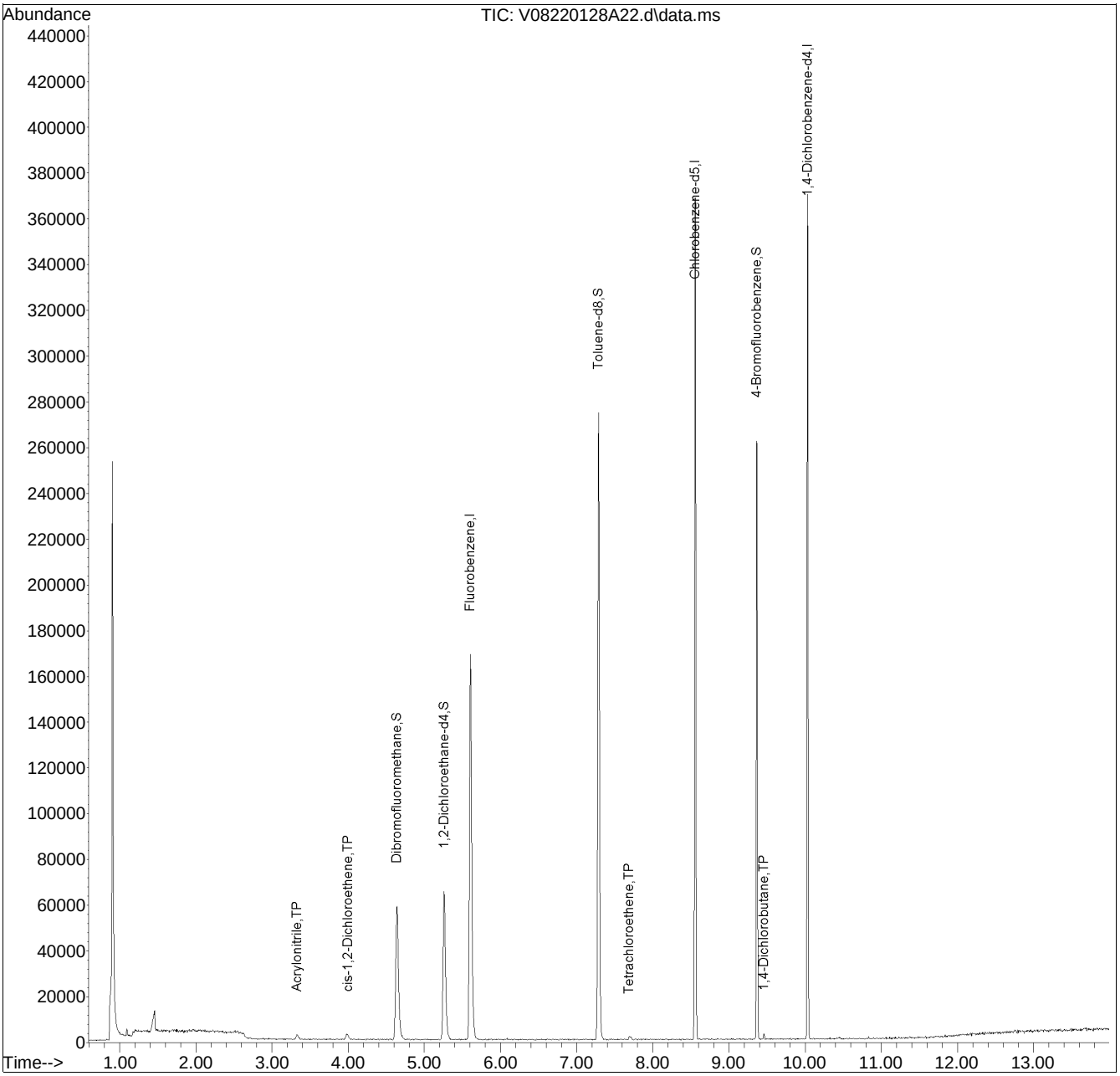

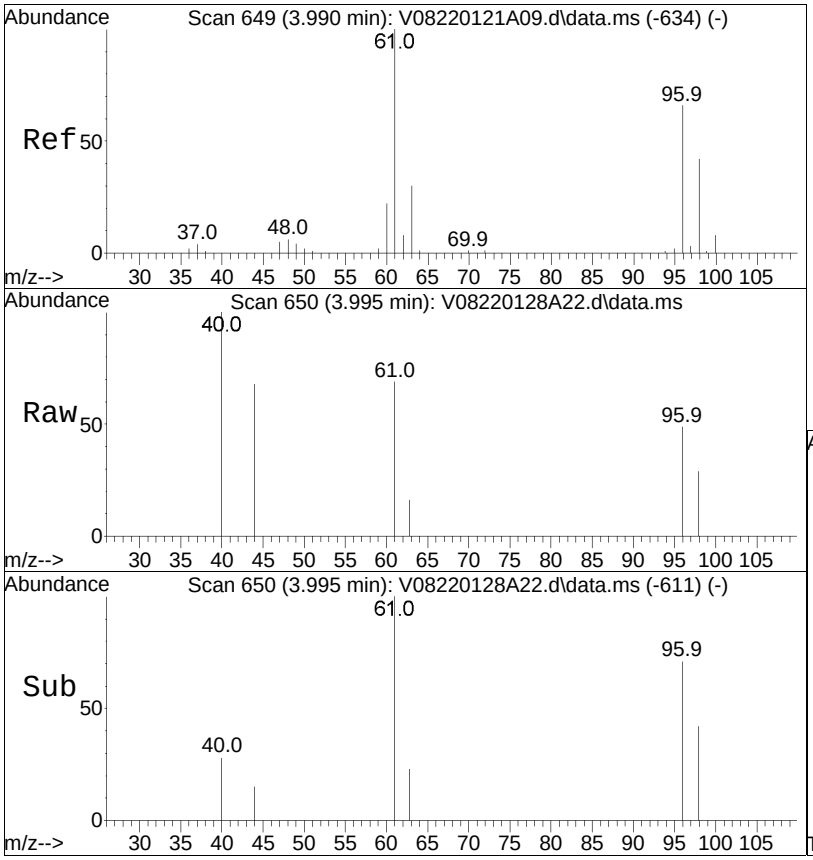

#28
cis-1,2-Dichloroethene
Concen: 0.29 ug/L
RT: 3.995 min Scan# 650
Delta R.T. 0.005 min
Lab File: V08220128A22.d
Acq: 28 Jan 2022 6:45 pm

Tgt Ion: 96 Resp: 1399

Ion	Ratio	Lower	Upper
96	100		
61	165.1	149.4	224.2
98	51.1	53.4	80.2#

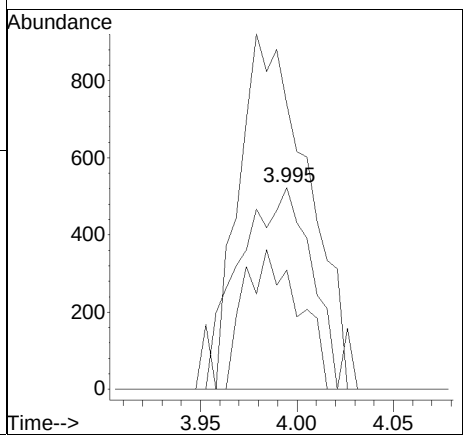

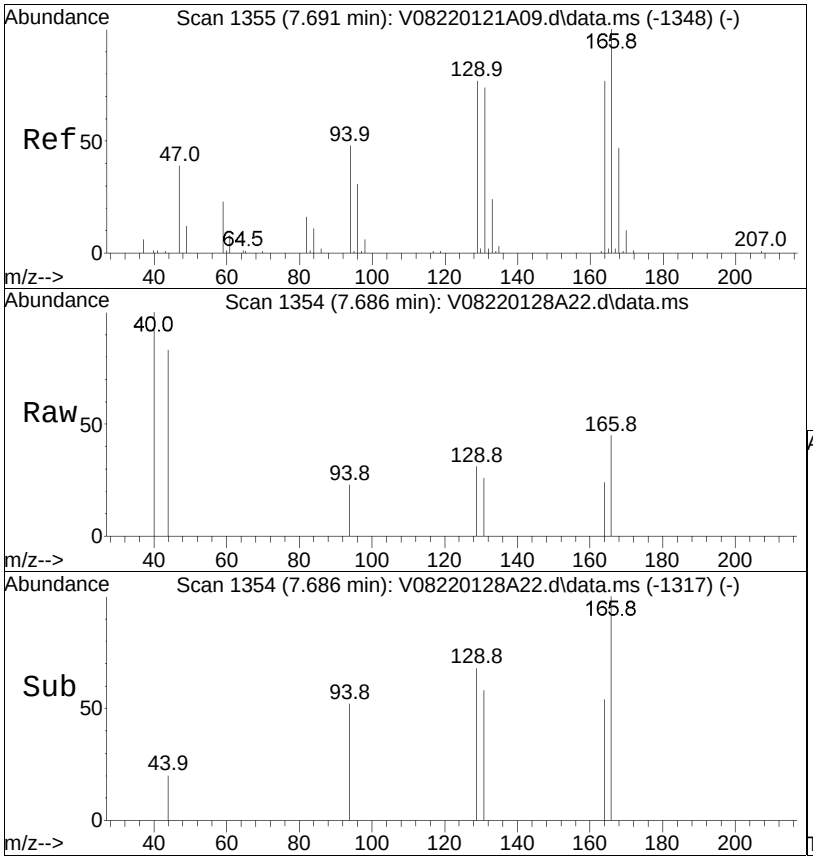

#63
Tetrachloroethene
Concen: 0.07 ug/L
RT: 7.686 min Scan# 1354
Delta R.T. -0.005 min
Lab File: V08220128A22.d
Acq: 28 Jan 2022 6:45 pm

Tgt Ion:166 Resp: 317

Ion	Ratio	Lower	Upper
166	100		
168	34.4	28.2	68.2
94	17.0	38.4	78.4#

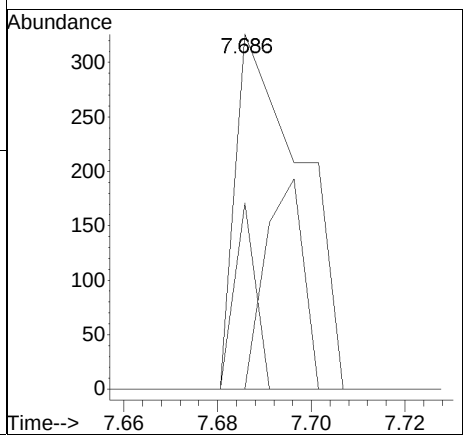

Manual Integration Report

Data Path	: I:\VOLATILES\VOA108\2022\2	Q Method	: V108_220121A_8260.m
Data File	: V08220128A22.d	Operator	: VOA108:NLK
Date Inj'd	: 1/28/2022 6:45 pm	Instrument	: VOA 108
Sample	: L2204289-07,31,10,10,,A,PR	Quant Date	: 1/31/2022 1:53 pm

There are no manual integrations or false positives in this file.

Quantitation Report (QT Reviewed)

Data Path : I:\VOLATILES\VOA108\2022\220128A\
Data File : V08220128A23.d
Acq On : 28 Jan 2022 7:05 pm
Operator : VOA108:NLK
Sample : L2204289-08,31,10,10,,A,PRI
Misc : WG1600155,ICAL18662
ALS Vial : 23 Sample Multiplier: 1

Quant Time: Jan 31 14:08:40 2022
Quant Method : I:\VOLATILES\VOA108\2022\220128A\V108_220121A_8260.m
Quant Title : VOLATILES BY GC/MS
QLast Update : Mon Jan 24 08:59:42 2022
Response via : Initial Calibration

CCAL FILE(s) : 1 - I:\VOLATILES\VOA108\2022\220128A\V08220128A01.d
Sub List : 8260-NYTCL - Megamix plus Diox

Compound	R.T.	QIon	Response	Conc Units	Dev(Min)
Internal Standards					
1) Fluorobenzene	5.610	96	147491	10.000 ug/L	0.00
Standard Area 1 = 176781			Recovery = 83.43%		
59) Chlorobenzene-d5	8.556	117	113824	10.000 ug/L	0.00
Standard Area 1 = 131590			Recovery = 86.50%		
79) 1,4-Dichlorobenzene-d4	10.035	152	48683	10.000 ug/L	0.00
Standard Area 1 = 64481			Recovery = 75.50%		
System Monitoring Compounds					
36) Dibromofluoromethane	4.640	113	42625	10.709 ug/L	0.00
Spiked Amount 10.000	Range 70 - 130		Recovery = 107.09%		
43) 1,2-Dichloroethane-d4	5.258	65	50789	11.054 ug/L	0.00
Spiked Amount 10.000	Range 70 - 130		Recovery = 110.54%		
60) Toluene-d8	7.287	98	140545	9.842 ug/L	0.00
Spiked Amount 10.000	Range 70 - 130		Recovery = 98.42%		
83) 4-Bromofluorobenzene	9.364	95	48009	10.285 ug/L	0.00
Spiked Amount 10.000	Range 70 - 130		Recovery = 102.85%		
Target Compounds					Qvalue
4) Vinyl chloride	1.179	62	10854	1.996 ug/L	96
10) 1,1-Dichloroethene	0.000		0	N.D.	
15) Methylene chloride	0.000		0	N.D.	
17) Acetone	0.000		0	N.D. d	
18) trans-1,2-Dichloroethene	2.610	96	116	N.D.	
20) Methyl tert-butyl ether	2.768	73	16662	1.549 ug/L #	90
23) 1,1-Dichloroethane	0.000		0	N.D.	
28) cis-1,2-Dichloroethene	3.984	96	49375	10.643 ug/L	85
32) Chloroform	0.000		0	N.D.	
34) Carbon tetrachloride	0.000		0	N.D.	
37) 1,1,1-Trichloroethane	0.000		0	N.D.	
39) 2-Butanone	0.000		0	N.D.	
41) Benzene	0.000		0	N.D.	
44) 1,2-Dichloroethane	0.000		0	N.D.	
48) Trichloroethene	0.000		0	N.D.	
57) 1,4-Dioxane	0.000		0	N.D.	
61) Toluene	0.000		0	N.D.	
63) Tetrachloroethene	0.000		0	N.D.	
73) Chlorobenzene	0.000		0	N.D.	
74) Ethylbenzene	8.609	91	66	N.D.	

Data Path : I:\VOLATILES\VOA108\2022\220128A\
Data File : V08220128A23.d
Acq On : 28 Jan 2022 7:05 pm
Operator : VOA108:NLK
Sample : L2204289-08,31,10,10,,A,PRI
Misc : WG1600155,ICAL18662
ALS Vial : 23 Sample Multiplier: 1

Quant Time: Jan 31 14:08:40 2022
Quant Method : I:\VOLATILES\VOA108\2022\220128A\V108_220121A_8260.m
Quant Title : VOLATILES BY GC/MS
QLast Update : Mon Jan 24 08:59:42 2022
Response via : Initial Calibration

CCAL FILE(s) : 1 - I:\VOLATILES\VOA108\2022\220128A\V08220128A01.d
Sub List : 8260-NYTCL - Megamix plus Diox

	Compound	R.T.	QIon	Response	Conc	Units	Dev(Min)
76)	p/m Xylene	0.000		0		N.D.	
77)	o Xylene	0.000		0		N.D.	
85)	n-Propylbenzene	9.463	91	104		N.D.	
90)	1,3,5-Trimethylbenzene	9.526	105	48		N.D.	
94)	tert-Butylbenzene	0.000		0		N.D.	
97)	1,2,4-Trimethylbenzene	0.000		0		N.D.	
98)	sec-Butylbenzene	0.000		0		N.D.	
100)	1,3-Dichlorobenzene	0.000		0		N.D.	
101)	1,4-Dichlorobenzene	0.000		0		N.D.	
103)	n-Butylbenzene	10.202	91	105		N.D.	
104)	1,2-Dichlorobenzene	0.000		0		N.D.	

(#) = qualifier out of range (m) = manual integration (+) = signals summed

Quantitation Report (QT Reviewed)

Data Path : I:\VOLATILES\VOA108\2022\220128A\
Data File : V08220128A23.d
Acq On : 28 Jan 2022 7:05 pm
Operator : VOA108:NLK
Sample : L2204289-08,31,10,10,,A,PRI
Misc : WG1600155,ICAL18662
ALS Vial : 23 Sample Multiplier: 1

Quant Time: Jan 31 14:08:40 2022
Quant Method : I:\VOLATILES\VOA108\2022\220128A\V108_220121A_8260.m
Quant Title : VOLATILES BY GC/MS
QLast Update : Mon Jan 24 08:59:42 2022
Response via : Initial Calibration

Sub List : 8260-NYTCL - Megamix plus Diox20128A\V08220128A01.d•

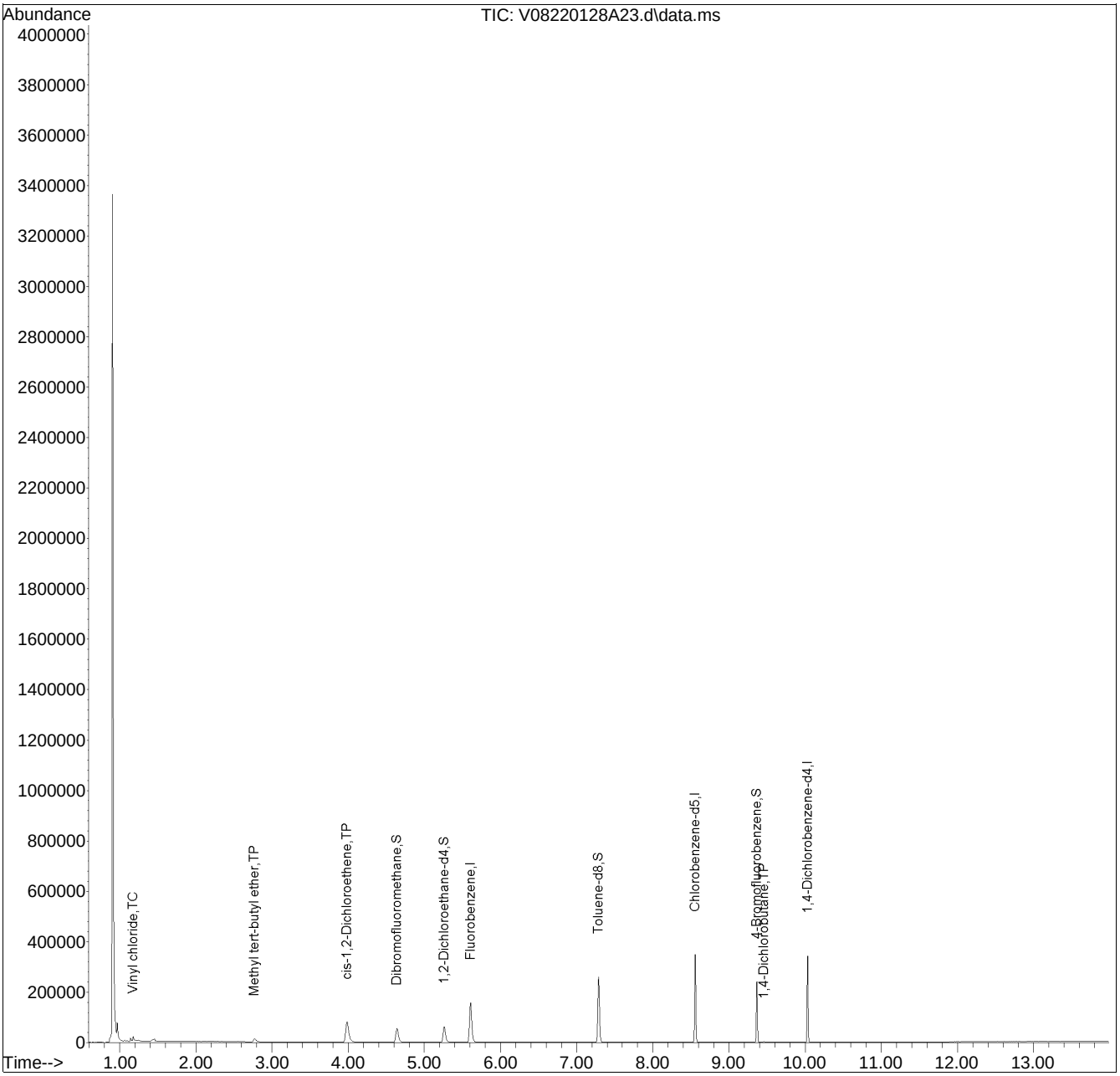

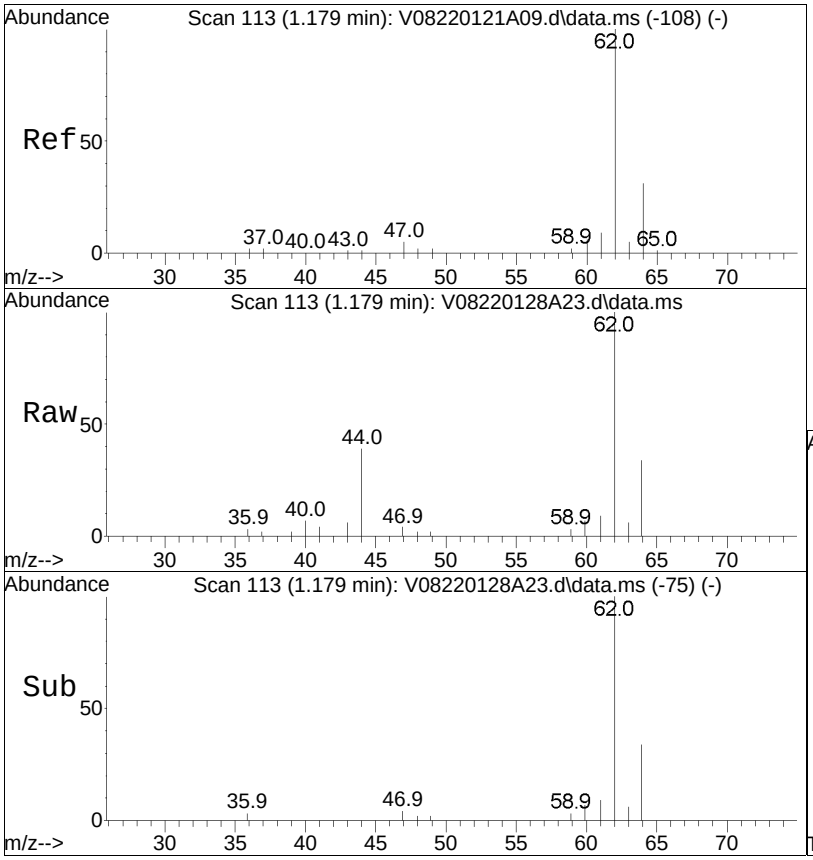

#4
Vinyl chloride
Concen: 2.00 ug/L
RT: 1.179 min Scan# 113
Delta R.T. 0.000 min
Lab File: V08220128A23.d
Acq: 28 Jan 2022 7:05 pm

Tgt Ion: 62 Resp: 10854

Ion	Ratio	Lower	Upper
62	100		
64	31.1	9.1	49.1

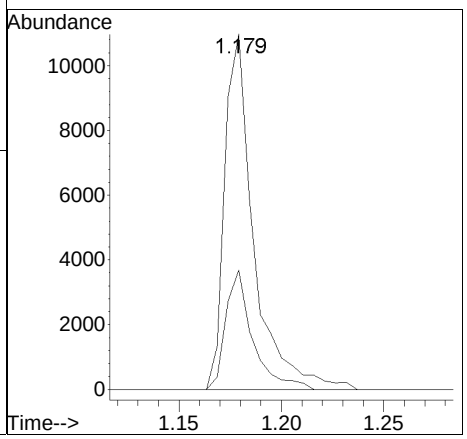

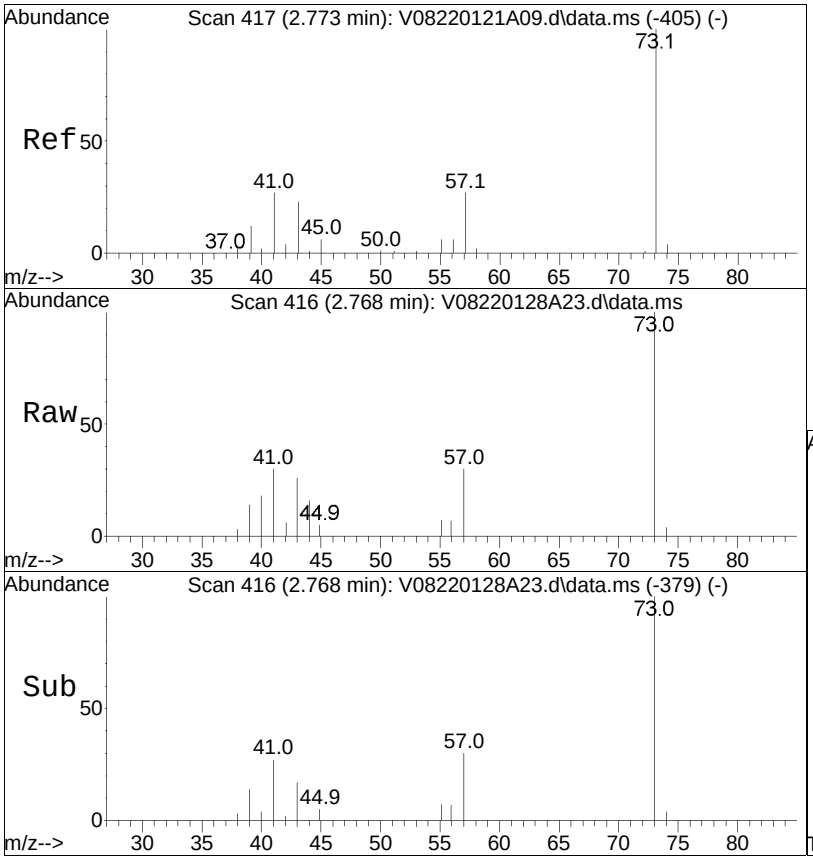

#20
Methyl tert-butyl ether
Concen: 1.55 ug/L
RT: 2.768 min Scan# 416
Delta R.T. -0.005 min
Lab File: V08220128A23.d
Acq: 28 Jan 2022 7:05 pm

Tgt Ion: 73 Resp: 16662

Ion	Ratio	Lower	Upper
73	100		
57	26.1	17.5	36.3
43	28.3	15.3	31.9
41	32.8	15.3	31.7#

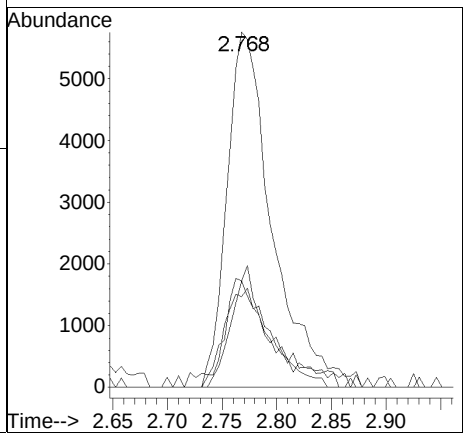

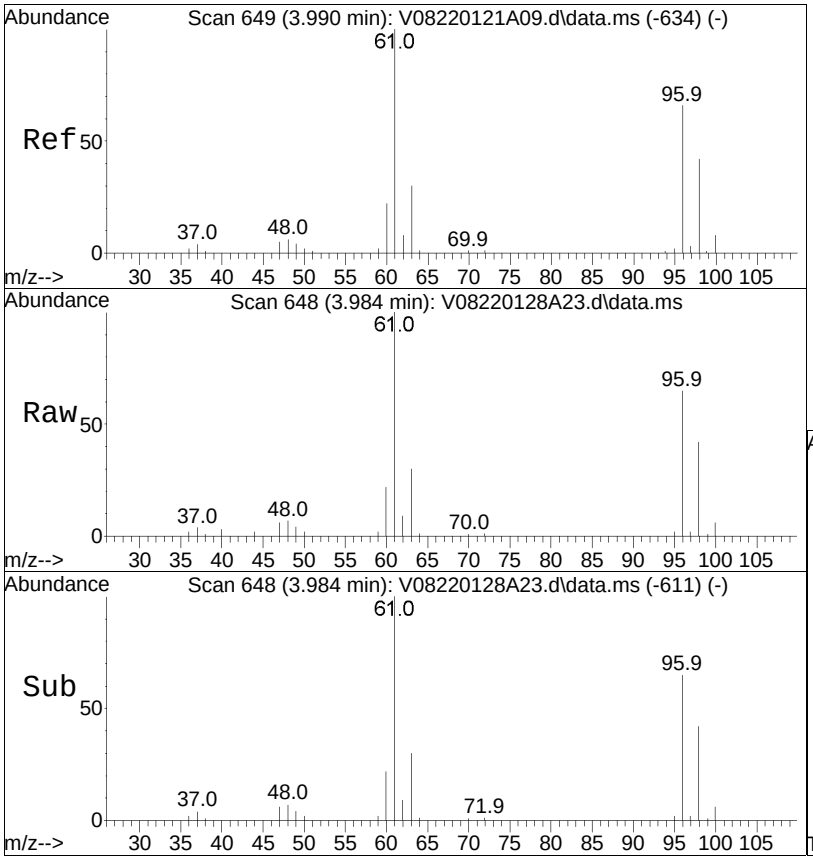

#28
cis-1,2-Dichloroethene
Concen: 10.64 ug/L
RT: 3.984 min Scan# 648
Delta R.T. -0.006 min
Lab File: V08220128A23.d
Acq: 28 Jan 2022 7:05 pm

Tgt Ion: 96 Resp: 49375

Ion	Ratio	Lower	Upper
96	100		
61	157.5	149.4	224.2
98	64.9	53.4	80.2

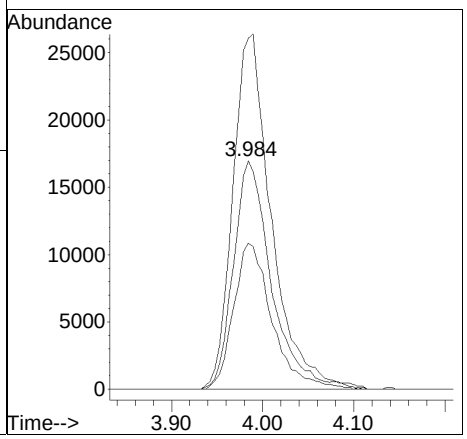

Manual Integration Report

Data Path	: I:\VOLATILES\VOA108\2022\2	Q Method	: V108_220121A_8260.m
Data File	: V08220128A23.d	Operator	: VOA108:NLK
Date Inj'd	: 1/28/2022 7:05 pm	Instrument	: VOA 108
Sample	: L2204289-08,31,10,10,,A,PR	Quant Date	: 1/31/2022 1:54 pm

There are no manual integrations or false positives in this file.

Quantitation Report (QT Reviewed)

Data Path : I:\VOLATILES\VOA108\2022\220128A\
Data File : V08220128A24.d
Acq On : 28 Jan 2022 7:25 pm
Operator : VOA108:NLK
Sample : L2204289-09,31,10,10,,A,PRI
Misc : WG1600155,ICAL18662
ALS Vial : 24 Sample Multiplier: 1

Quant Time: Jan 31 14:08:53 2022
Quant Method : I:\VOLATILES\VOA108\2022\220128A\V108_220121A_8260.m
Quant Title : VOLATILES BY GC/MS
QLast Update : Mon Jan 24 08:59:42 2022
Response via : Initial Calibration

CCAL FILE(s) : 1 - I:\VOLATILES\VOA108\2022\220128A\V08220128A01.d
Sub List : 8260-NYTCL - Megamix plus Diox

Compound	R.T.	QIon	Response	Conc	Units	Dev(Min)
Internal Standards						
1) Fluorobenzene	5.605	96	146823	10.000	ug/L	0.00
Standard Area 1 = 176781			Recovery = 83.05%			
59) Chlorobenzene-d5	8.556	117	114749	10.000	ug/L	0.00
Standard Area 1 = 131590			Recovery = 87.20%			
79) 1,4-Dichlorobenzene-d4	10.035	152	50342	10.000	ug/L	0.00
Standard Area 1 = 64481			Recovery = 78.07%			
System Monitoring Compounds						
36) Dibromofluoromethane	4.640	113	44512	11.234	ug/L	0.00
Spiked Amount 10.000	Range 70 - 130		Recovery = 112.34%			
43) 1,2-Dichloroethane-d4	5.264	65	50550	11.052	ug/L	0.00
Spiked Amount 10.000	Range 70 - 130		Recovery = 110.52%			
60) Toluene-d8	7.288	98	142396	9.892	ug/L	0.00
Spiked Amount 10.000	Range 70 - 130		Recovery = 98.92%			
83) 4-Bromofluorobenzene	9.364	95	48977	10.146	ug/L	0.00
Spiked Amount 10.000	Range 70 - 130		Recovery = 101.46%			
Target Compounds						Qvalue
4) Vinyl chloride	0.000		0	N.D.		
10) 1,1-Dichloroethene	0.000		0	N.D.		
15) Methylene chloride	0.000		0	N.D.		
17) Acetone	0.000		0	N.D.	d	
18) trans-1,2-Dichloroethene	0.000		0	N.D.		
20) Methyl tert-butyl ether	0.000		0	N.D.		
23) 1,1-Dichloroethane	0.000		0	N.D.		
28) cis-1,2-Dichloroethene	3.979	96	68	N.D.		
32) Chloroform	0.000		0	N.D.		
34) Carbon tetrachloride	0.000		0	N.D.		
37) 1,1,1-Trichloroethane	0.000		0	N.D.		
39) 2-Butanone	0.000		0	N.D.		
41) Benzene	0.000		0	N.D.		
44) 1,2-Dichloroethane	0.000		0	N.D.		
48) Trichloroethene	0.000		0	N.D.		
57) 1,4-Dioxane	0.000		0	N.D.		
61) Toluene	7.335	92	51	N.D.		
63) Tetrachloroethene	0.000		0	N.D.		
73) Chlorobenzene	0.000		0	N.D.		
74) Ethylbenzene	8.609	91	125	N.D.		

Data Path : I:\VOLATILES\VOA108\2022\220128A\
Data File : V08220128A24.d
Acq On : 28 Jan 2022 7:25 pm
Operator : VOA108:NLK
Sample : L2204289-09,31,10,10,,A,PRI
Misc : WG1600155,ICAL18662
ALS Vial : 24 Sample Multiplier: 1

Quant Time: Jan 31 14:08:53 2022
Quant Method : I:\VOLATILES\VOA108\2022\220128A\V108_220121A_8260.m
Quant Title : VOLATILES BY GC/MS
QLast Update : Mon Jan 24 08:59:42 2022
Response via : Initial Calibration

CCAL FILE(s) : 1 - I:\VOLATILES\VOA108\2022\220128A\V08220128A01.d
Sub List : 8260-NYTCL - Megamix plus Diox

	Compound	R.T.	QIon	Response	Conc	Units	Dev(Min)
76)	p/m Xylene	0.000		0	N.D.		
77)	o Xylene	0.000		0	N.D.		
85)	n-Propylbenzene	9.364	91	154	N.D.		
90)	1,3,5-Trimethylbenzene	0.000		0	N.D.		
94)	tert-Butylbenzene	0.000		0	N.D.		
97)	1,2,4-Trimethylbenzene	0.000		0	N.D.		
98)	sec-Butylbenzene	0.000		0	N.D.		
100)	1,3-Dichlorobenzene	0.000		0	N.D.		
101)	1,4-Dichlorobenzene	0.000		0	N.D.		
103)	n-Butylbenzene	10.030	91	104	N.D.		
104)	1,2-Dichlorobenzene	0.000		0	N.D.		

(#) = qualifier out of range (m) = manual integration (+) = signals summed

Quantitation Report (QT Reviewed)

Data Path : I:\VOLATILES\VOA108\2022\220128A\
Data File : V08220128A24.d
Acq On : 28 Jan 2022 7:25 pm
Operator : VOA108:NLK
Sample : L2204289-09,31,10,10,,A,PRI
Misc : WG1600155,ICAL18662
ALS Vial : 24 Sample Multiplier: 1

Quant Time: Jan 31 14:08:53 2022
Quant Method : I:\VOLATILES\VOA108\2022\220128A\V108_220121A_8260.m
Quant Title : VOLATILES BY GC/MS
QLast Update : Mon Jan 24 08:59:42 2022
Response via : Initial Calibration

Sub List : 8260-NYTCL - Megamix plus Diox20128A\V08220128A01.d•

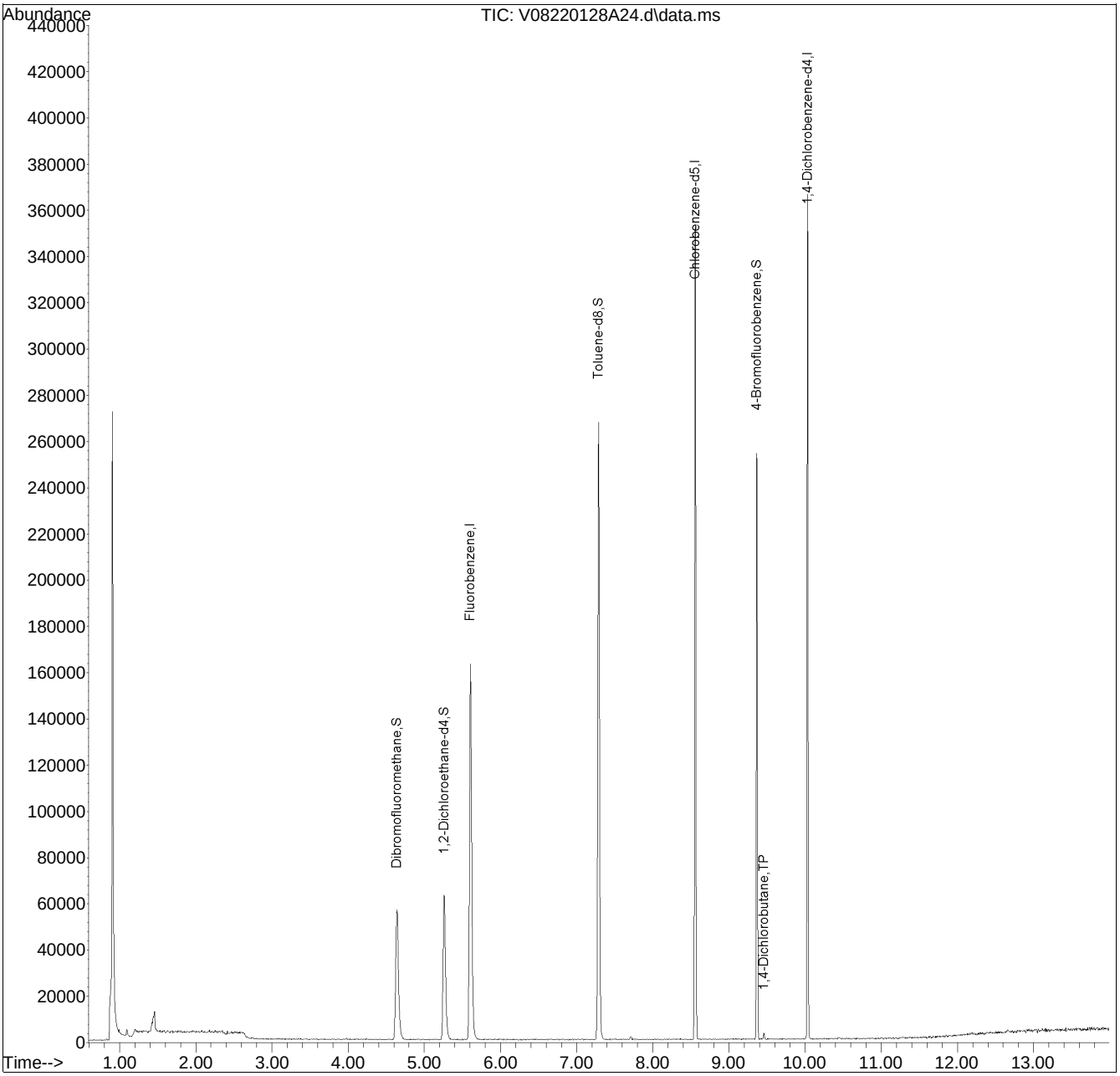

Manual Integration Report

Data Path	: I:\VOLATILES\VOA108\2022\2	Q Method	: V108_220121A_8260.m
Data File	: V08220128A24.d	Operator	: VOA108:NLK
Date Inj'd	: 1/28/2022 7:25 pm	Instrument	: VOA 108
Sample	: L2204289-09,31,10,10,,A,PR	Quant Date	: 1/31/2022 1:54 pm

There are no manual integrations or false positives in this file.

Quantitation Report (QT Reviewed)

Data Path : I:\VOLATILES\VOA108\2022\220128A\
Data File : V08220128A25.d
Acq On : 28 Jan 2022 7:46 pm
Operator : VOA108:NLK
Sample : L2204289-10D,31,2.5,10,,A,PRI
Misc : WG1600155,ICAL18662
ALS Vial : 25 Sample Multiplier: 1

Quant Time: Jan 31 14:09:20 2022
Quant Method : I:\VOLATILES\VOA108\2022\220128A\V108_220121A_8260.m
Quant Title : VOLATILES BY GC/MS
QLast Update : Mon Jan 24 08:59:42 2022
Response via : Initial Calibration

CCAL FILE(s) : 1 - I:\VOLATILES\VOA108\2022\220128A\V08220128A01.d
Sub List : 8260-NYTCL - Megamix plus Diox

Compound	R.T.	QIon	Response	Conc	Units	Dev(Min)
Internal Standards						
1) Fluorobenzene	5.604	96	152835	10.000	ug/L	0.00
Standard Area 1 = 176781			Recovery = 86.45%			
59) Chlorobenzene-d5	8.556	117	119672	10.000	ug/L	0.00
Standard Area 1 = 131590			Recovery = 90.94%			
79) 1,4-Dichlorobenzene-d4	10.035	152	55665	10.000	ug/L	0.00
Standard Area 1 = 64481			Recovery = 86.33%			
System Monitoring Compounds						
36) Dibromofluoromethane	4.640	113	45143	10.945	ug/L	0.00
Spiked Amount 10.000	Range 70 - 130		Recovery = 109.45%			
43) 1,2-Dichloroethane-d4	5.264	65	52258	10.976	ug/L	0.00
Spiked Amount 10.000	Range 70 - 130		Recovery = 109.76%			
60) Toluene-d8	7.287	98	145180	9.670	ug/L	0.00
Spiked Amount 10.000	Range 70 - 130		Recovery = 96.70%			
83) 4-Bromofluorobenzene	9.364	95	52701	9.874	ug/L	0.00
Spiked Amount 10.000	Range 70 - 130		Recovery = 98.74%			
Target Compounds						Qvalue
4) Vinyl chloride	1.179	62	26035	4.620	ug/L #	46
10) 1,1-Dichloroethene	0.000		0	N.D.		
15) Methylene chloride	2.453	84	901	0.210	ug/L	91
17) Acetone	2.516	43	163251	157.088	ug/L	99
18) trans-1,2-Dichloroethene	2.621	96	251	N.D.		
20) Methyl tert-butyl ether	2.784	73	57	N.D.		
23) 1,1-Dichloroethane	0.000		0	N.D.		
28) cis-1,2-Dichloroethene	3.984	96	34822	7.243	ug/L	83
32) Chloroform	0.000		0	N.D.		
34) Carbon tetrachloride	0.000		0	N.D.		
37) 1,1,1-Trichloroethane	0.000		0	N.D.		
39) 2-Butanone	4.823	43	284182	161.293	ug/L #	84
41) Benzene	5.091	78	256	N.D.		
44) 1,2-Dichloroethane	5.347	62	197	N.D.		
48) Trichloroethene	5.804	95	678	0.156	ug/L	90
57) 1,4-Dioxane	0.000		0	N.D.		
61) Toluene	7.340	92	251	N.D.		
63) Tetrachloroethene	7.691	166	573	0.126	ug/L	92
73) Chlorobenzene	0.000		0	N.D.		
74) Ethylbenzene	8.609	91	223	N.D.		

Data Path : I:\VOLATILES\VOA108\2022\220128A\
Data File : V08220128A25.d
Acq On : 28 Jan 2022 7:46 pm
Operator : VOA108:NLK
Sample : L2204289-10D,31,2.5,10,,A,PRI
Misc : WG1600155,ICAL18662
ALS Vial : 25 Sample Multiplier: 1

Quant Time: Jan 31 14:09:20 2022
Quant Method : I:\VOLATILES\VOA108\2022\220128A\V108_220121A_8260.m
Quant Title : VOLATILES BY GC/MS
QLast Update : Mon Jan 24 08:59:42 2022
Response via : Initial Calibration

CCAL FILE(s) : 1 - I:\VOLATILES\VOA108\2022\220128A\V08220128A01.d
Sub List : 8260-NYTCL - Megamix plus Diox

	Compound	R.T.	QIon	Response	Conc	Units	Dev(Min)
76)	p/m Xylene	8.713	106	133	N.D.		
77)	o Xylene	0.000		0	N.D.		
85)	n-Propylbenzene	9.463	91	171	N.D.		
90)	1,3,5-Trimethylbenzene	9.521	105	121	N.D.		
94)	tert-Butylbenzene	0.000		0	N.D.		
97)	1,2,4-Trimethylbenzene	9.809	105	114	N.D.		
98)	sec-Butylbenzene	9.809	105	114	N.D.		
100)	1,3-Dichlorobenzene	10.040	146	54	N.D.		
101)	1,4-Dichlorobenzene	10.040	146	54	N.D.		
103)	n-Butylbenzene	10.029	91	106	N.D.		
104)	1,2-Dichlorobenzene	0.000		0	N.D.		

(#) = qualifier out of range (m) = manual integration (+) = signals summed

Quantitation Report (QT Reviewed)

Data Path : I:\VOLATILES\VOA108\2022\220128A\
Data File : V08220128A25.d
Acq On : 28 Jan 2022 7:46 pm
Operator : VOA108:NLK
Sample : L2204289-10D,31,2.5,10,,A,PRI
Misc : WG1600155,ICAL18662
ALS Vial : 25 Sample Multiplier: 1

Quant Time: Jan 31 14:09:20 2022
Quant Method : I:\VOLATILES\VOA108\2022\220128A\V108_220121A_8260.m
Quant Title : VOLATILES BY GC/MS
QLast Update : Mon Jan 24 08:59:42 2022
Response via : Initial Calibration

Sub List : 8260-NYTCL - Megamix plus Diox20128A\V08220128A01.d•

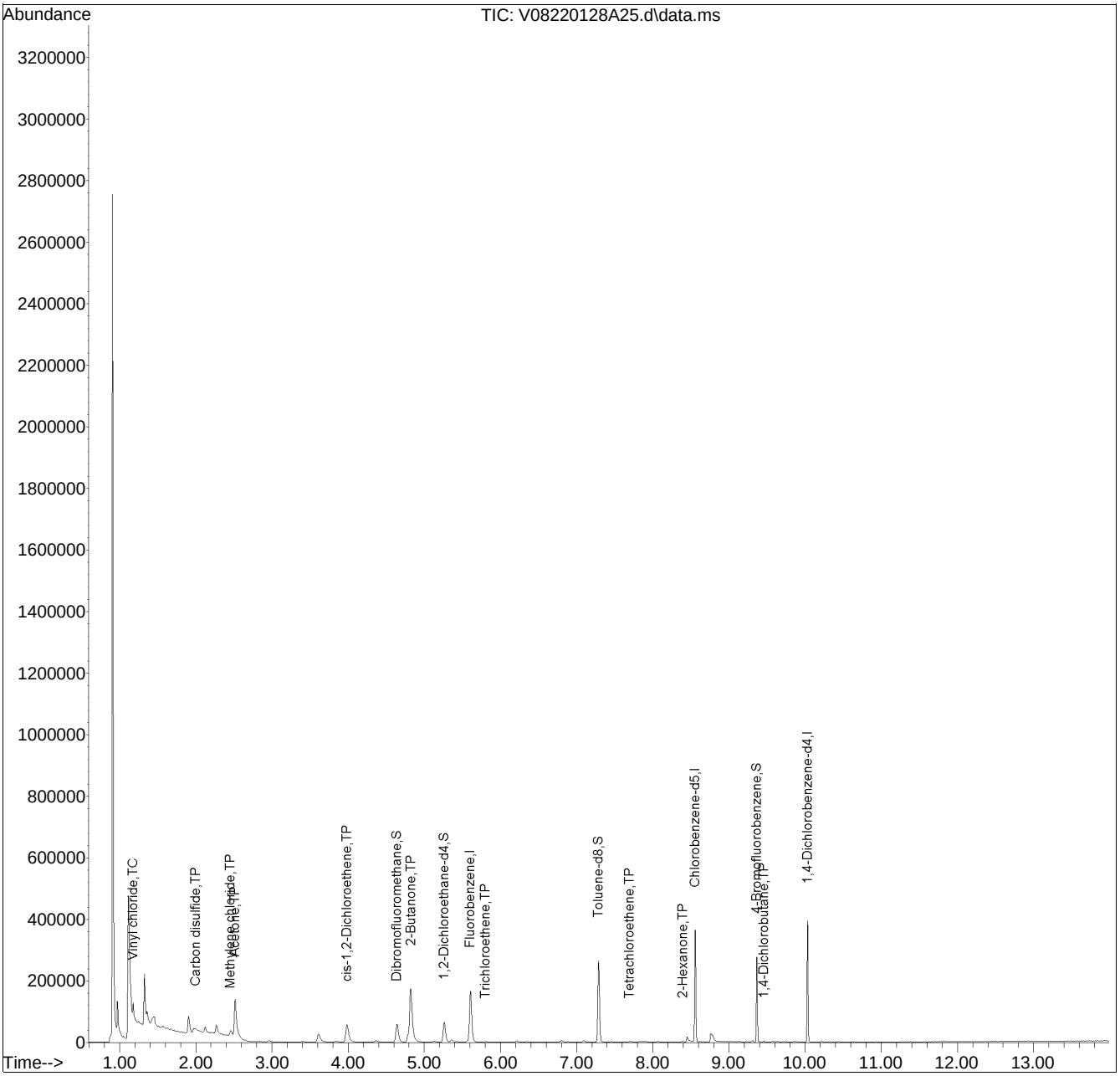

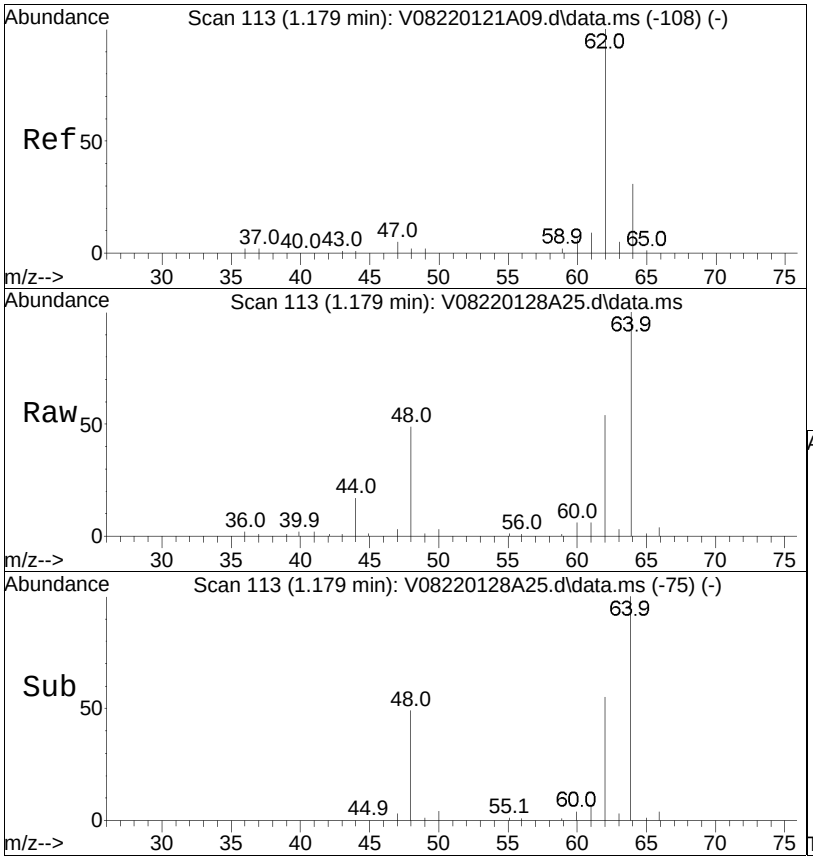

#4
Vinyl chloride
Concen: 4.62 ug/L
RT: 1.179 min Scan# 113
Delta R.T. 0.000 min
Lab File: V08220128A25.d
Acq: 28 Jan 2022 7:46 pm

Tgt Ion: 62 Resp: 26035

Ion	Ratio	Lower	Upper
62	100		
64	0.0	9.1	49.1#

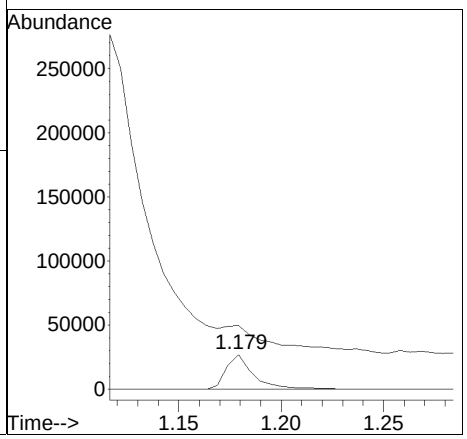

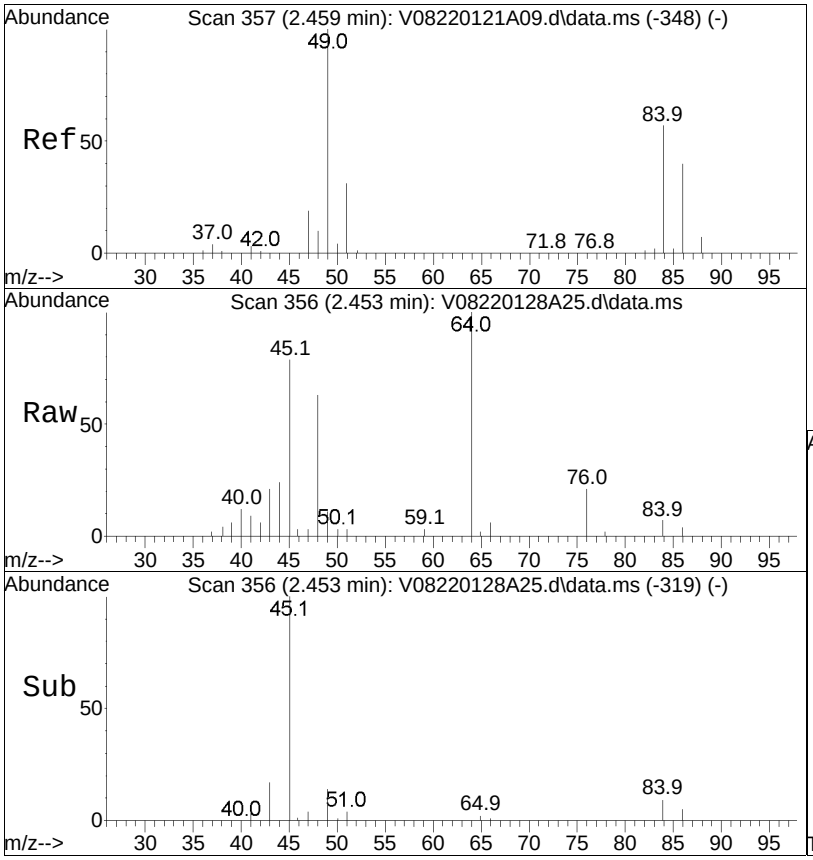

#15
Methylene chloride
Concen: 0.21 ug/L
RT: 2.453 min Scan# 356
Delta R.T. -0.006 min
Lab File: V08220128A25.d
Acq: 28 Jan 2022 7:46 pm

Tgt Ion: 84 Resp: 901

Ion	Ratio	Lower	Upper
84	100		
86	52.4	40.4	83.8
49	195.1	120.0	249.2

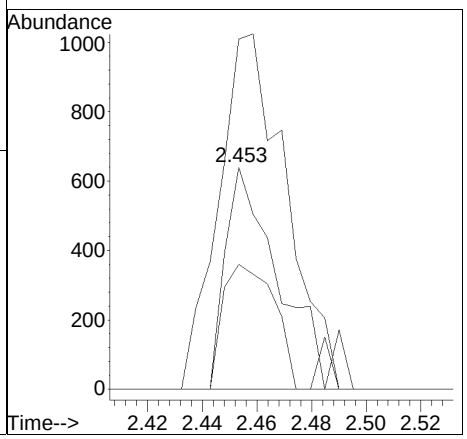

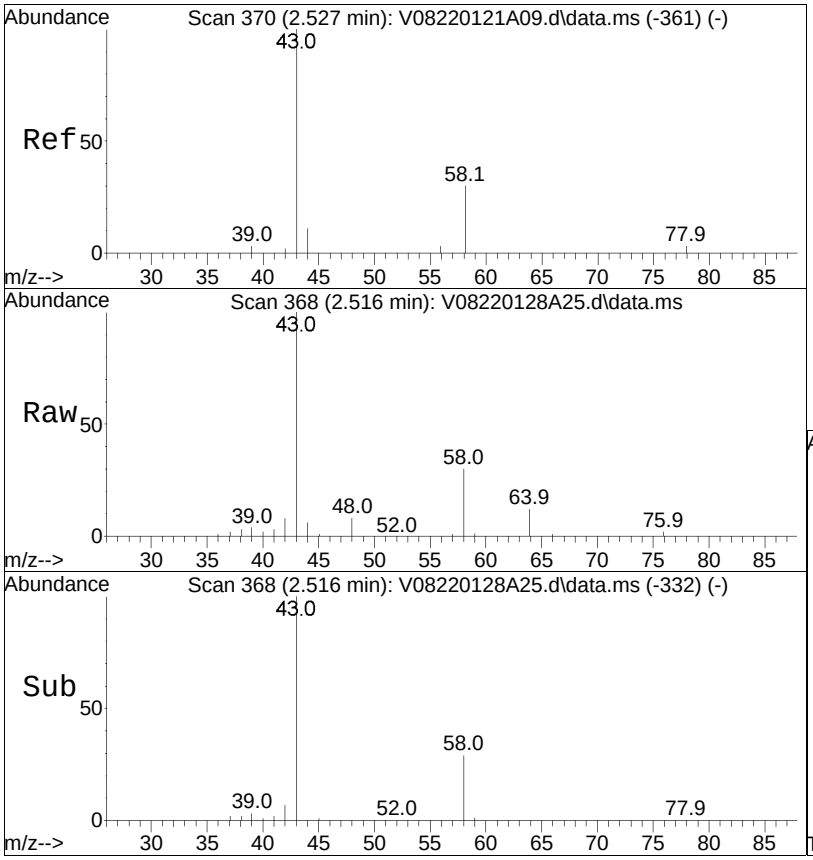

#17
Acetone
Concen: 157.09 ug/L
RT: 2.516 min Scan# 368
Delta R.T. -0.011 min
Lab File: V08220128A25.d
Acq: 28 Jan 2022 7:46 pm

Tgt Ion: 43 Resp: 163251

Ion	Ratio	Lower	Upper
43	100		
58	30.0	24.2	36.4

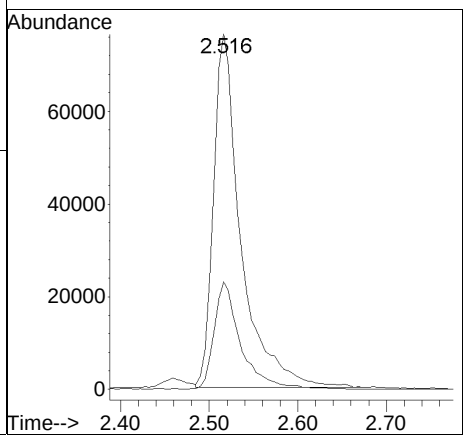

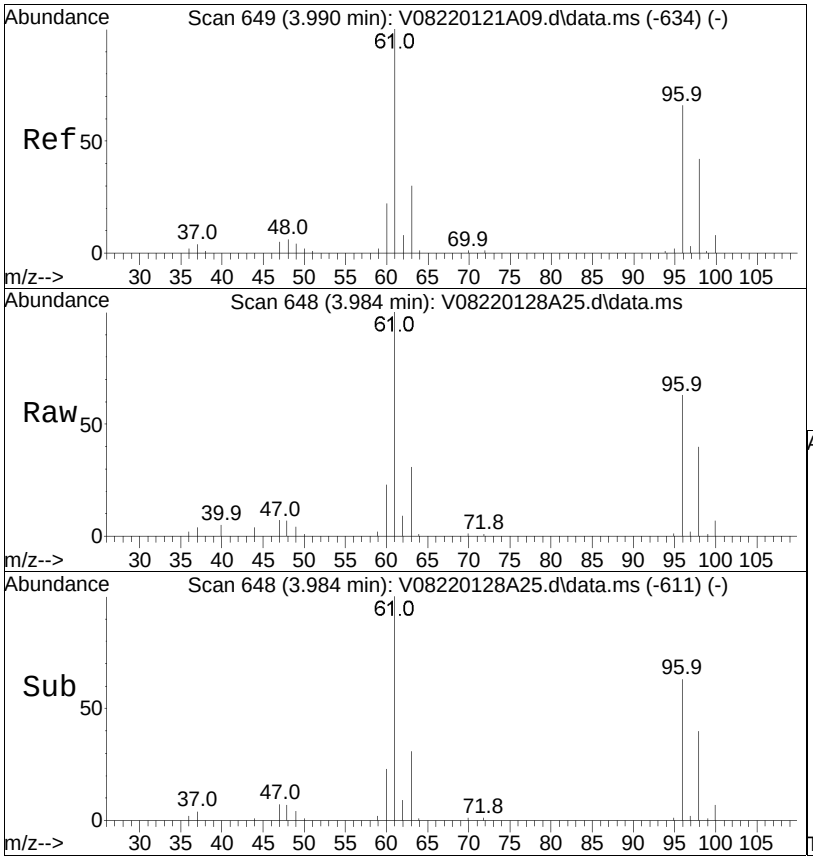

#28
cis-1,2-Dichloroethene
Concen: 7.24 ug/L
RT: 3.984 min Scan# 648
Delta R.T. -0.006 min
Lab File: V08220128A25.d
Acq: 28 Jan 2022 7:46 pm

Tgt Ion: 96 Resp: 34822

Ion	Ratio	Lower	Upper
96	100		
61	154.7	149.4	224.2
98	65.3	53.4	80.2

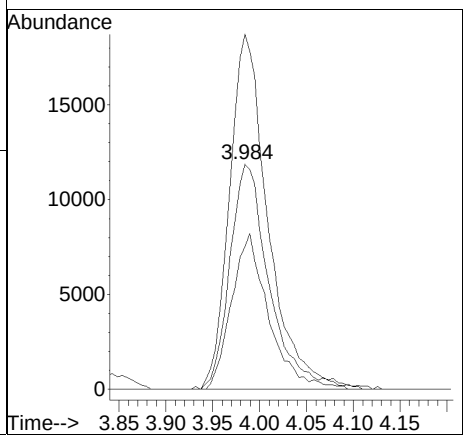

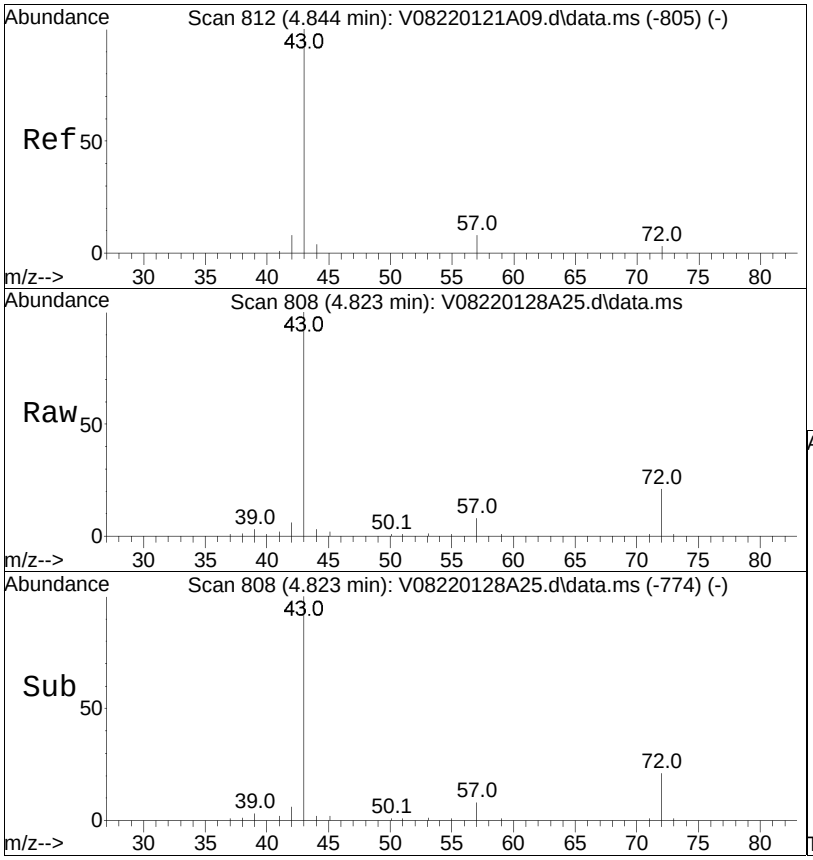

#39
2-Butanone
Concen: 161.29 ug/L
RT: 4.823 min Scan# 808
Delta R.T. -0.021 min
Lab File: V08220128A25.d
Acq: 28 Jan 2022 7:46 pm

Tgt Ion: 43 Resp: 284182

Ion	Ratio	Lower	Upper
43	100		
72	20.0	10.9	16.3#

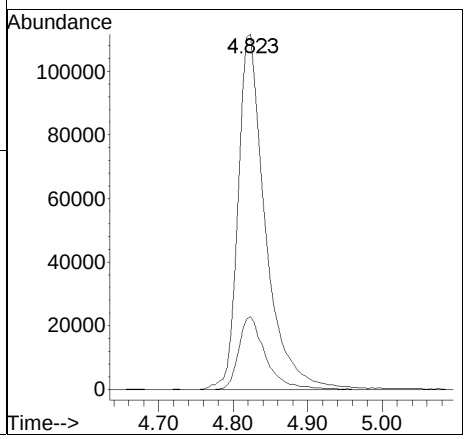

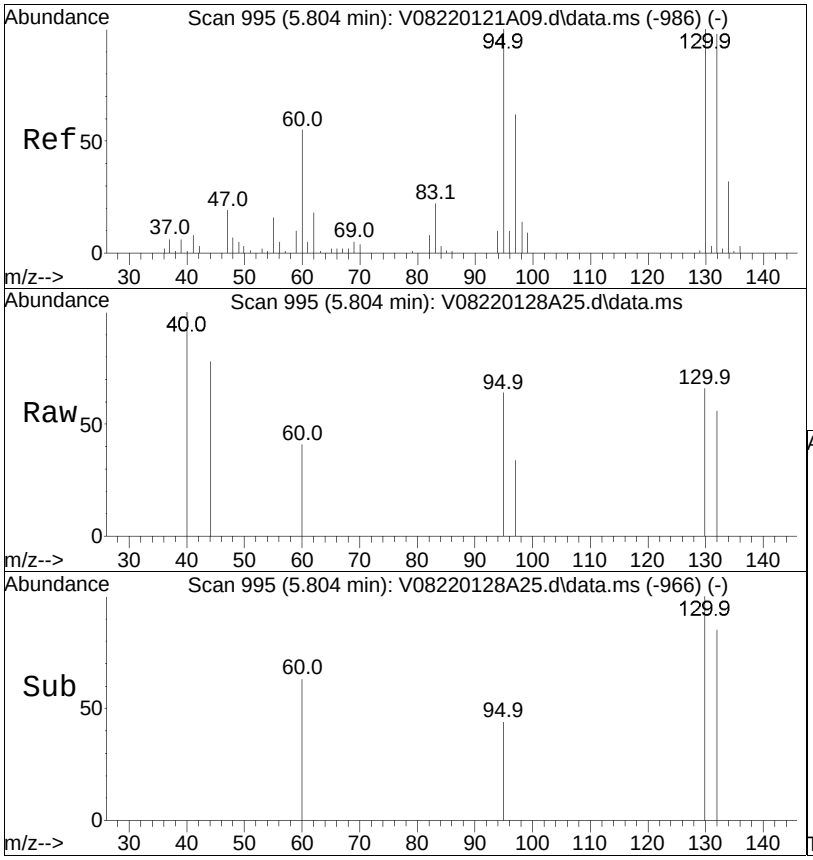

#48
Trichloroethene
Concen: 0.16 ug/L
RT: 5.804 min Scan# 995
Delta R.T. -0.000 min
Lab File: V08220128A25.d
Acq: 28 Jan 2022 7:46 pm

Tgt Ion: 95 Resp: 678

Ion	Ratio	Lower	Upper
95	100		
97	62.2	55.5	83.3
130	107.1	76.6	115.0

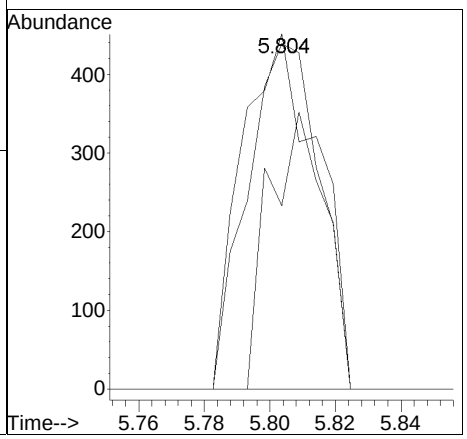

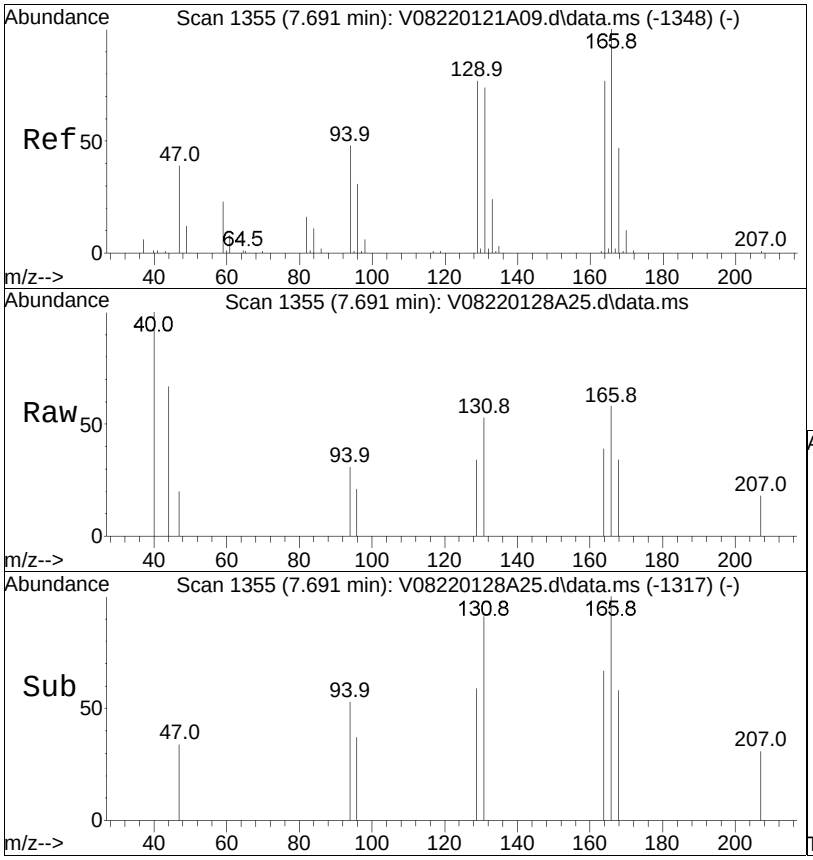

#63
Tetrachloroethene
Concen: 0.13 ug/L
RT: 7.691 min Scan# 1355
Delta R.T. 0.000 min
Lab File: V08220128A25.d
Acq: 28 Jan 2022 7:46 pm

Tgt Ion:166 Resp: 573

Ion	Ratio	Lower	Upper
166	100		
168	38.7	28.2	68.2
94	56.2	38.4	78.4

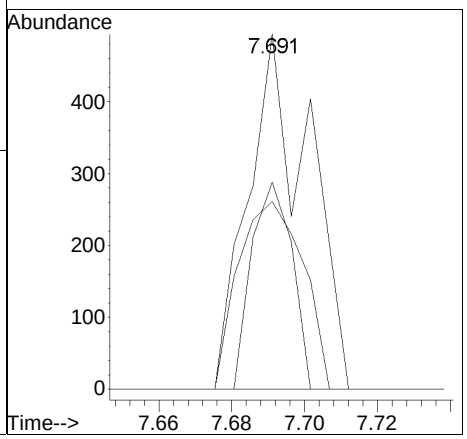

Quantitation Report (QT Reviewed)

Data Path : I:\VOLATILES\VOA105\2022\220201A\
Data File : V05220201A06.d
Acq On : 1 Feb 2022 9:13 am
Operator : VOA105:MV
Sample : l2204289-04d,31,2.0,10,,c
Misc : WG1600175,ICAL18692
ALS Vial : 6 Sample Multiplier: 1

Quant Time: Feb 01 11:48:19 2022
Quant Method : I:\VOLATILES\VOA105\2022\220201A\V105_220126A_8260.m
Quant Title : VOLATILES BY GC/MS
QLast Update : Wed Jan 26 21:19:35 2022
Response via : Initial Calibration

CCAL FILE(s) : 1 - I:\VOLATILES\VOA105\2022\220201A\V05220201A01.d
Sub List : 8260-VC - All compounds listed

Compound	R.T.	QIon	Response	Conc Units	Dev(Min)
Internal Standards					
1) Fluorobenzene	5.860	96	628987	10.000 ug/L	0.00
Standard Area 1 = 669932			Recovery = 93.89%		
59) Chlorobenzene-d5	9.373	117	572631	10.000 ug/L	0.00
Standard Area 1 = 563776			Recovery = 101.57%		
79) 1,4-Dichlorobenzene-d4	12.106	152	340595	10.000 ug/L	0.00
Standard Area 1 = 343330			Recovery = 99.20%		
System Monitoring Compounds					
36) Dibromofluoromethane	5.068	113	178571	10.722 ug/L	0.00
Spiked Amount 10.000	Range 70 - 130		Recovery = 107.22%		
43) 1,2-Dichloroethane-d4	5.587	65	161531	10.189 ug/L	0.00
Spiked Amount 10.000	Range 70 - 130		Recovery = 101.89%		
60) Toluene-d8	7.533	98	638493	9.021 ug/L	0.00
Spiked Amount 10.000	Range 70 - 130		Recovery = 90.21%		
83) 4-Bromofluorobenzene	10.881	95	252635	9.077 ug/L	0.00
Spiked Amount 10.000	Range 70 - 130		Recovery = 90.77%		
Target Compounds					Qvalue
4) Vinyl chloride	1.840	62	675030	39.822 ug/L	98

(#) = qualifier out of range (m) = manual integration (+) = signals summed

Quantitation Report (QT Reviewed)

Data Path : I:\VOLATILES\VOA105\2022\220201A\
Data File : V05220201A06.d
Acq On : 1 Feb 2022 9:13 am
Operator : VOA105:MV
Sample : l2204289-04d,31,2.0,10,,c
Misc : WG1600175,ICAL18692
ALS Vial : 6 Sample Multiplier: 1

Quant Time: Feb 01 11:48:19 2022
Quant Method : I:\VOLATILES\VOA105\2022\220201A\V105_220126A_8260.m
Quant Title : VOLATILES BY GC/MS
QLast Update : Wed Jan 26 21:19:35 2022
Response via : Initial Calibration

Sub List : 8260-VC - All compounds listed20201A\V05220201A01.d•

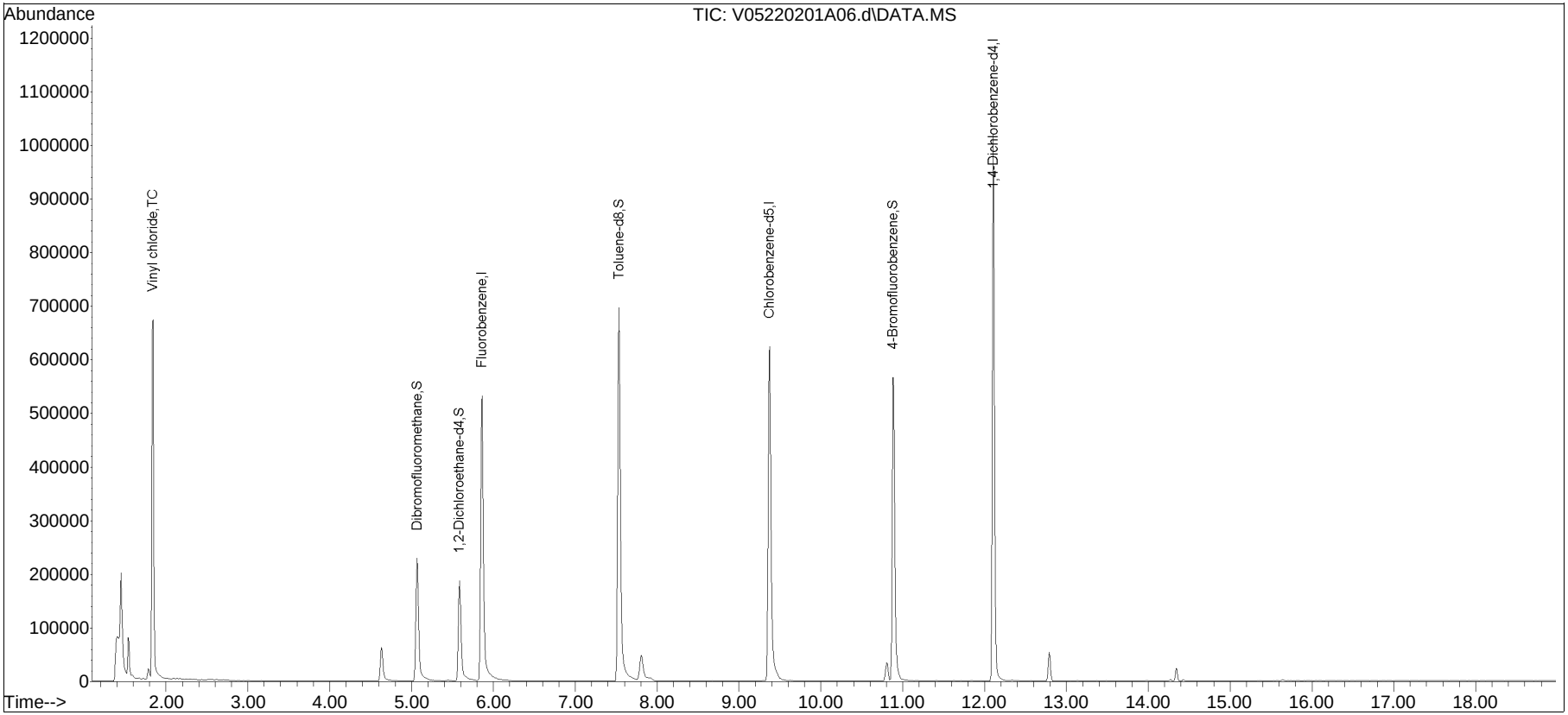

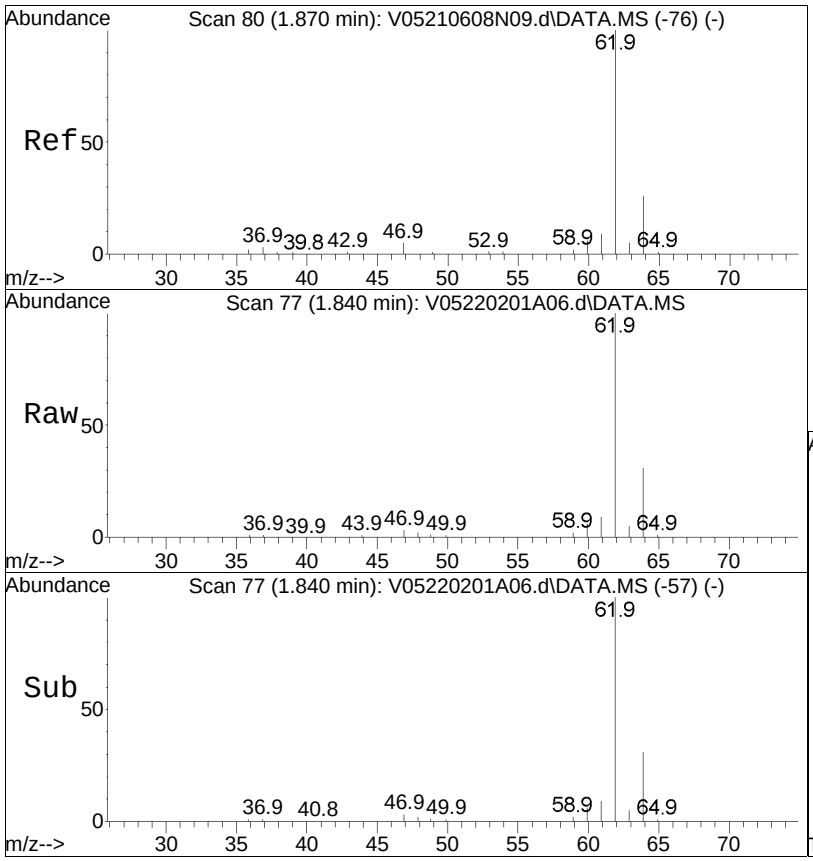

#4
Vinyl chloride
Concen: 39.82 ug/L
RT: 1.840 min Scan# 77
Delta R.T. 0.000 min
Lab File: V05220201A06.d
Acq: 1 Feb 2022 9:13 am

Tgt Ion: 62 Resp: 675030

Ion	Ratio	Lower	Upper
62	100		
64	32.1	13.5	53.5

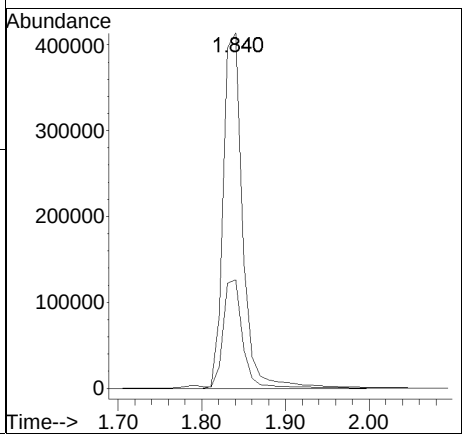

Manual Integration Report

Data Path	: I:\VOLATILES\VOA105\2022\2	QMethod	: V105_220126A_8260.m
Data File	: V05220201A06.d	Operator	: VOA105:MV
Date Inj'd	: 2/1/2022 9:13 am	Instrument	: VOA 105
Sample	: l2204289-04d,31,2.0,10,,c	Quant Date	: 2/1/2022 11:48 am

There are no manual integrations or false positives in this file.

Volatiles Standards Data

Initial Calibration

Initial Calibration Summary
Form 6
Volatiles

Client	**: Roux Env. Eng. & Geology, DPC**	**Lab Number**	**: L2204289**
Project Name	**: PFIZER**	**Project Number**	**: 0047.0044Y047**
Instrument ID	**: VOA108**	**Ical Ref**	**: ICAL18682**
Calibration dates	**: 01/21/22 04:20 01/21/22 07:44**		

Calibration Files
L11 =V08220121A03.d L1 =V08220121A05.d L2 =V08220121A07.d L3 =V08220121A09.d L4 =V08220121A10.d
L6 =V08220121A11.d L8 =V08220121A12.d L10 =V08220121A13.d

		Compound	L11	L1	L2	L3	L4	L6	L8	L10	Avg	%RSD
1)	I	Fluorobenzene	----------ISTD----------									
2)	TP	Dichlorodifluo		0.357	0.350	0.282	0.301	0.306	0.302	0.304	0.315	8.85
3)	TP	Chloromethane		0.468	0.446	0.321	0.337	0.329	0.330	0.334	0.366	17.05
4)	TC	Vinyl chloride	0.313	0.450	0.427	0.334	0.356	0.355	0.357	0.357	0.369	12.58
5)	TP	Bromomethane		0.278	0.249	0.172	0.173	0.183	0.194	0.207	0.208	19.57
6)	TP	Chloroethane		0.279	0.276	0.202	0.221	0.221	0.216	0.211	0.232	13.59
7)	TP	Trichlorofluor		0.542	0.525	0.425	0.460	0.468	0.461	0.458	0.477	8.68
8)	TP	Ethyl ether		0.190	0.189	0.139	0.143	0.155	0.152	0.152	0.160	12.96
10)	TC	1,1-Dichloroet		0.304	0.304	0.233	0.250	0.254	0.251	0.252	0.264	10.66
11)	TP	Carbon disulfide		0.995	0.925	0.706	0.749	0.759	0.757	0.754	0.806	13.45
12)	TP	Freon-113		0.304	0.305	0.241	0.264	0.269	0.265	0.265	0.273	8.43
13)	TP	Iodomethane		0.435	0.405	0.322	0.376	0.405	0.395	0.382	0.389	9.01
14)	TP	Acrolein			0.042	0.030	0.029	0.032	0.030	0.031	0.032	15.19
15)	TP	Methylene chlo			0.366	0.259	0.266	0.269	0.265	0.263	0.281	14.74
17)	TP	Acetone			0.091	0.056	0.059	0.067	0.066	0.069	0.068	18.21
18)	TP	trans-1,2-Dich		0.366	0.346	0.261	0.273	0.276	0.273	0.272	0.295	14.29
19)	TP	Methyl acetate			0.195	0.147	0.145	0.159	0.152	0.156	0.159	11.64
20)	TP	Methyl tert butyl ether		0.874	0.858	0.622	0.655	0.705	0.691	0.699	0.729	13.40
21)	TP	tert-Butyl alc		0.022	0.026	0.018	0.018	0.022	0.021	0.022	0.022	12.92
22)	TP	Diisopropyl ether		1.254	1.174	0.879	0.929	0.952	0.943	0.945	1.011	14.11
23)	TP	1,1-Dichloroet		0.745	0.699	0.518	0.537	0.535	0.529	0.530	0.585	16.25
24)	TP	Halothane		0.262	0.260	0.201	0.212	0.214	0.213	0.214	0.225	11.12
25)	TP	Acrylonitrile		0.110	0.106	0.081	0.081	0.089	0.086	0.087	0.091	13.02
26)	TP	Ethyl tert-but		1.126	1.076	0.804	0.863	0.911	0.904	0.910	0.942	12.28
27)	TP	Vinyl acetate		0.704	0.674	0.522	0.540	0.581	0.580	0.597	0.600	11.13
28)	TP	cis-1,2-Dichlo		0.381	0.376	0.279	0.289	0.293	0.291	0.290	0.315	14.04
29)	TP	2,2-Dichloropr		0.539	0.511	0.384	0.409	0.405	0.396	0.403	0.435	14.35
30)	TP	Bromochloromet		0.172	0.171	0.131	0.135	0.137	0.134	0.129	0.144	13.12
31)	TP	Cyclohexane		0.600	0.608	0.480	0.525	0.534	0.531	0.533	0.544	8.25
32)	TC	Chloroform		0.663	0.636	0.461	0.483	0.484	0.478	0.477	0.526	16.13
33)	TP	Ethyl acetate			0.271	0.198	0.201	0.227	0.221	0.226	0.224	11.77
34)	TP	Carbon tetrachloride	0.283	0.418	0.409	0.326	0.364	0.378	0.381	0.391	0.369	12.08
35)	TP	Tetrahydrofuran			0.097	0.074	0.074	0.081	0.078	0.080	0.081	10.46
36)	S	Dibromofluoromethane	0.276	0.276	0.272	0.275	0.268	0.261	0.265	0.266	0.270	2.09
37)	TP	1,1,1-Trichlor		0.512	0.508	0.396	0.421	0.435	0.432	0.434	0.448	9.90
39)	TP	2-Butanone			0.154	0.104	0.101	0.113	0.109	0.111	0.115	16.98

Initial Calibration Summary
Form 6
Volatiles

Client	**: Roux Env. Eng. & Geology, DPC**	**Lab Number**	**: L2204289**
Project Name	**: PFIZER**	**Project Number**	**: 0047.0044Y047**
Instrument ID	**: VOA108**	**Ical Ref**	**: ICAL18682**
Calibration dates	**: 01/21/22 04:20 01/21/22 07:44**		

Calibration Files
L11 =V08220121A03.d L1 =V08220121A05.d L2 =V08220121A07.d L3 =V08220121A09.d L4 =V08220121A10.d
L6 =V08220121A11.d L8 =V08220121A12.d L10 =V08220121A13.d

	Compound	L11	L1	L2	L3	L4	L6	L8	L10	Avg	%RSD
40) TP	1,1-Dichloropr		0.436	0.436	0.334	0.365	0.374	0.372	0.373	0.384	9.93
41) TP	Benzene	0.984	1.402	1.324	0.997	1.048	1.067	1.056	1.051	1.116	14.01
42) TP	Tertiary-Amyl Methyl Ether		0.843	0.822	0.608	0.653	0.710	0.707	0.719	0.723	11.68
43) S	1,2-Dichloroethane-d4	0.321	0.325	0.323	0.315	0.298	0.305	0.305	0.300	0.312	3.41
44) TP	1,2-Dichloroet		0.561	0.514	0.367	0.378	0.398	0.392	0.394	0.429	17.71
47) TP	Methyl cyclohe		0.475	0.501	0.394	0.440	0.461	0.458	0.462	0.456	7.23
48) TP	Trichloroethene	0.218	0.341	0.338	0.258	0.275	0.284	0.280	0.284	0.285	14.11
50) TP	Dibromomethane		0.195	0.203	0.150	0.150	0.159	0.159	0.160	0.168	12.86
51) TC	1,2-Dichloropr		0.399	0.377	0.282	0.294	0.300	0.298	0.299	0.321	14.51
53) TP	2-Chloroethyl		0.194	0.179	0.136	0.151	0.166	0.164	0.167	0.165	11.31
54) TP	Bromodichlorom		0.470	0.451	0.329	0.351	0.370	0.370	0.374	0.388	13.56
57) TP	1,4-Dioxane		0.002	0.002	0.002	0.002	0.002	0.002	0.002	0.002#	6.80
58) TP	cis-1,3-Dichloropropene	0.339	0.507	0.504	0.381	0.412	0.444	0.440	0.445	0.434	13.16
59) I	Chlorobenzene-d5	----------ISTD----------									
60) S	Toluene-d8	1.261	1.264	1.246	1.278	1.240	1.253	1.241	1.254	1.255	1.03
61) TC	Toluene	0.778	1.201	1.068	0.820	0.836	0.879	0.857	0.874	0.914	15.79
62) TP	4-Methyl-2-pen		0.119	0.123	0.095	0.099	0.115	0.110	0.114	0.111	9.50
63) TP	Tetrachloroethene		0.472	0.417	0.333	0.348	0.367	0.358	0.364	0.380	12.70
65) TP	trans-1,3-Dichloropropene	0.391	0.619	0.552	0.418	0.448	0.504	0.496	0.513	0.493	14.95
67) TP	Ethyl methacry		0.483	0.444	0.336	0.349	0.403	0.388	0.400	0.400	12.79
68) TP	1,1,2-Trichlor		0.332	0.270	0.212	0.214	0.233	0.227	0.231	0.246	17.36
69) TP	Chlorodibromom		0.361	0.353	0.279	0.297	0.345	0.341	0.354	0.333	9.57
70) TP	1,3-Dichloropr		0.668	0.606	0.457	0.460	0.499	0.483	0.492	0.524	15.49
71) TP	1,2-Dibromoethane		0.359	0.334	0.256	0.260	0.287	0.280	0.285	0.294	12.98
72) TP	2-Hexanone		0.280	0.233	0.171	0.172	0.206	0.194	0.199	0.208	18.41
73) TP	Chlorobenzene		1.297	1.229	0.897	0.918	0.969	0.945	0.962	1.031	15.67
74) TC	Ethylbenzene	1.580	2.207	2.031	1.558	1.616	1.698	1.655	1.681	1.753	13.42
75) TP	1,1,1,2-Tetrac		0.403	0.376	0.292	0.321	0.353	0.349	0.359	0.350	10.27
76) TP	p/m Xylene	0.605	0.847	0.781	0.596	0.616	0.656	0.646	0.659	0.676	13.33
77) TP	o Xylene	0.526	0.837	0.769	0.578	0.591	0.635	0.620	0.634	0.649	15.90
78) TP	Styrene	0.955	1.387	1.294	0.987	1.008	1.077	1.052	1.055	1.102	14.02
79) I	1,4-Dichlorobenzene-d4	----------ISTD----------									
80) TP	Bromoform		0.396	0.375	0.308	0.332	0.409	0.429	0.440	0.384	12.80
82) TP	Isopropylbenzene		4.344	3.925	3.179	3.149	3.394	3.475	3.429	3.556	12.11
83) S	4-Bromofluorobenzene	0.985	0.968	0.949	0.958	0.932	0.965	0.970	0.944	0.959	1.76
84) TP	Bromobenzene		1.114	0.994	0.757	0.735	0.797	0.805	0.799	0.857	16.47

Initial Calibration Summary
Form 6
Volatiles

Client	**: Roux Env. Eng. & Geology, DPC**	**Lab Number**	**: L2204289**
Project Name	**: PFIZER**	**Project Number**	**: 0047.0044Y047**
Instrument ID	**: VOA108**	**Ical Ref**	**: ICAL18682**
Calibration dates	**: 01/21/22 04:20 01/21/22 07:44**		

Calibration Files
L11 =V08220121A03.d L1 =V08220121A05.d L2 =V08220121A07.d L3 =V08220121A09.d L4 =V08220121A10.d
L6 =V08220121A11.d L8 =V08220121A12.d L10 =V08220121A13.d

	Compound	L11	L1	L2	L3	L4	L6	L8	L10	Avg	%RSD
85)	TP n-Propylbenzene		5.242	4.660	3.771	3.746	4.011	4.112	4.011	4.222	12.84
86)	TP 1,4-Dichlorobu			1.456	1.090	1.048	1.193	1.221	1.217	1.204	11.84
87)	TP 1,1,2,2-Tetrac		0.934	0.779	0.611	0.585	0.670	0.662	0.662	0.700	17.12
88)	TP 4-Ethyltoluene		4.206	3.884	3.122	3.071	3.345	3.385	3.363	3.482	11.88
89)	TP 2-Chlorotoluene		3.789	3.337	2.592	2.542	2.724	2.757	2.732	2.925	15.78
90)	TP 1,3,5-Trimethy		3.543	3.245	2.604	2.602	2.823	2.880	2.886	2.941	11.64
91)	TP 1,2,3-Trichlor		0.768	0.668	0.520	0.500	0.564	0.559	0.559	0.591	15.97
92)	TP trans-1,4-Dich		0.290	0.276	0.203	0.203	0.245	0.251	0.238	0.244	13.61
93)	TP 4-Chlorotoluene		3.377	3.030	2.316	2.253	2.407	2.447	2.419	2.607	16.30
94)	TP tert-Butylbenzene		3.072	2.923	2.307	2.308	2.485	2.533	2.541	2.596	11.34
97)	TP 1,2,4-Trimethy		3.576	3.242	2.568	2.570	2.800	2.846	2.894	2.928	12.48
98)	TP sec-Butylbenzene		4.603	4.119	3.411	3.376	3.649	3.690	3.721	3.796	11.38
99)	TP p-Isopropyltol		3.865	3.585	2.970	2.968	3.227	3.277	3.342	3.319	9.72
100)	TP 1,3-Dichlorobe		2.291	1.948	1.455	1.431	1.520	1.547	1.572	1.681	19.01
101)	TP 1,4-Dichlorobe		2.314	1.996	1.471	1.431	1.519	1.548	1.578	1.694	19.58
102)	TP p-Diethylbenzene		2.363	2.112	1.739	1.754	1.913	1.986	2.064	1.990	10.93
103)	TP n-Butylbenzene		3.466	3.178	2.559	2.562	2.767	2.836	2.900	2.895	11.37
104)	TP 1,2-Dichlorobe		2.080	1.811	1.375	1.325	1.436	1.459	1.484	1.567	17.55
105)	TP 1,2,4,5-Tetram		3.766	3.373	2.744	2.765	3.065	3.207	3.305	3.175	11.30
106)	TP 1,2-Dibromo-3-		0.152	0.116	0.091	0.092	0.111	0.113	0.121	0.114	17.93
107)	TP 1,3,5-Trichlor		1.661	1.454	1.107	1.073	1.167	1.232	1.248	1.278	16.42
108)	TP Hexachlorobuta		0.645	0.602	0.487	0.474	0.519	0.547	0.552	0.546	11.20
109)	TP 1,2,4-Trichlor		1.548	1.301	1.003	0.982	1.089	1.131	1.161	1.174	16.72
110)	TP Naphthalene		3.330	2.851	2.174	2.123	2.451	2.521	2.557	2.573	16.10
111)	TP 1,2,3-Trichlor		1.422	1.212	0.917	0.896	1.001	1.039	1.054	1.077	17.10

Initial Calibration Summary
Form 6
Volatiles

Client	**: Roux Env. Eng. & Geology, DPC**	**Lab Number**	**: L2204289**
Project Name	**: PFIZER**	**Project Number**	**: 0047.0044Y047**
Instrument ID	**: VOA105**	**Ical Ref**	**: ICAL18692**
Calibration dates	**: 01/26/22 10:10 01/26/22 13:36**		

Calibration Files
L11 =V05220126A05.d L1 =V05220126A07.d L2 =V05220126A09.d L3 =V05220126A10.d L4 =V05220126A11.d
L6 =V05220126A12.d L8 =V05220126A13.d L10 =V05220126A14.d

		Compound	L11	L1	L2	L3	L4	L6	L8	L10	Avg	%RSD
1)	I	Fluorobenzene	----------ISTD----------									
2)	TP	Dichlorodifluo			0.249	0.254	0.231	0.219	0.205	0.216	0.229	8.47
3)	TP	Chloromethane		0.263	0.414	0.402	0.351	0.331	0.327	0.316	0.344	15.11
4)	TC	Vinyl chloride	0.192	0.155	0.319	0.317	0.286	0.272	0.265	0.266	*L	0.9985
5)	TP	Bromomethane		0.086	0.137	0.139	0.135	0.135	0.141	0.138	0.130	14.98
6)	TP	Chloroethane		0.131	0.188	0.184	0.158	0.147	0.146	0.143	0.157	13.77
7)	TP	Trichlorofluor		0.155	0.312	0.326	0.296	0.279	0.262		*Q	0.9996
8)	TP	Ethyl ether		0.060	0.080	0.082	0.077	0.077	0.075	0.072	0.075	9.45
10)	TC	1,1-Dichloroet		0.107	0.215	0.223	0.199	0.188	0.183	0.189	*Q	0.9986
11)	TP	Carbon disulfide		0.346	0.618	0.607	0.555	0.527	0.516	0.533	0.529	16.98
12)	TP	Freon-113			0.213	0.217	0.205	0.193	0.177	0.200	0.201	7.25
13)	TP	Iodomethane		0.234	0.390	0.413	0.381	0.374	0.379	0.371	0.363	16.11
14)	TP	Acrolein			0.010	0.011	0.011	0.011	0.011	0.011	0.011	3.22
15)	TP	Methylene chlo		0.249	0.260	0.235	0.212	0.202	0.204	0.197	0.222	11.31
17)	TP	Acetone			0.025	0.022	0.024	0.027	0.026	0.025	0.025	7.16
18)	TP	trans-1,2-Dich		0.150	0.245	0.245	0.222	0.212	0.212	0.214	0.214	14.96
19)	TP	Methyl acetate			0.073	0.078	0.078	0.081	0.078	0.076	0.077	3.49
20)	TP	Methyl tert butyl ether		0.257	0.293	0.329	0.328	0.344	0.335	0.328	0.316	9.70
21)	TP	tert-Butyl alc		0.004	0.006	0.005	0.005	0.005	0.005	0.005	0.005#	9.12
22)	TP	Diisopropyl ether		0.565	0.682	0.704	0.699	0.714	0.705	0.679	0.678	7.59
23)	TP	1,1-Dichloroet		0.340	0.502	0.486	0.440	0.416	0.417	0.410	0.430	12.49
24)	TP	Halothane		0.105	0.186	0.197	0.183	0.177	0.174	0.181	0.172	17.79
25)	TP	Acrylonitrile		0.027	0.041	0.047	0.046	0.049	0.046	0.045	0.043	17.91
26)	TP	Ethyl tert-but		0.407	0.460	0.498	0.509	0.538	0.527	0.513	0.493	9.24
27)	TP	Vinyl acetate			0.202	0.307	0.324	0.338	0.330	0.303	0.301	16.74
28)	TP	cis-1,2-Dichlo		0.204	0.268	0.270	0.248	0.235	0.240	0.236	0.243	9.34
29)	TP	2,2-Dichloropr		0.164	0.272	0.303	0.285	0.279	0.272	0.285	0.266	17.26
30)	TP	Bromochloromet		0.095	0.125	0.123	0.112	0.110	0.111	0.108	0.112	8.84
31)	TP	Cyclohexane			0.490	0.515	0.484	0.469	0.425	0.473	0.476	6.32
32)	TC	Chloroform		0.312	0.412	0.392	0.361	0.348	0.354	0.348	0.361	9.08
33)	TP	Ethyl acetate		0.107	0.091	0.105	0.111	0.117	0.112	0.107	0.107	7.58
34)	TP	Carbon tetrachloride	0.192	0.158	0.310	0.321	0.308	0.304	0.291	0.315	*L	0.9988
35)	TP	Tetrahydrofuran		0.060	0.044	0.042	0.039	0.039	0.038	0.036	0.042	19.02
36)	S	Dibromofluoromethane	0.285	0.283	0.283	0.265	0.257	0.248	0.248	0.250	0.265	6.19
37)	TP	1,1,1-Trichlor		0.188	0.346	0.358	0.338	0.327	0.318	0.333	0.316	18.22
39)	TP	2-Butanone			0.039	0.048	0.046	0.049	0.046	0.043	0.045	8.47

Initial Calibration Summary
Form 6
Volatiles

Client	**: Roux Env. Eng. & Geology, DPC**	**Lab Number**	**: L2204289**
Project Name	**: PFIZER**	**Project Number**	**: 0047.0044Y047**
Instrument ID	**: VOA105**	**Ical Ref**	**: ICAL18692**
Calibration dates	**: 01/26/22 10:10 01/26/22 13:36**		

Calibration Files
L11 =V05220126A05.d L1 =V05220126A07.d L2 =V05220126A09.d L3 =V05220126A10.d L4 =V05220126A11.d
L6 =V05220126A12.d L8 =V05220126A13.d L10 =V05220126A14.d

	Compound	L11	L1	L2	L3	L4	L6	L8	L10	Avg	%RSD
40) TP	1,1-Dichloropr		0.152	0.279	0.296	0.288	0.282	0.271	0.287	0.265	19.10
41) TP	Benzene	0.665	0.568	0.840	0.883	0.845	0.820	0.824	0.802	0.781	13.75
42) TP	Tertiary-Amyl Methyl Ether		0.284	0.297	0.318	0.322	0.349	0.340	0.336	0.321	7.38
43) S	1,2-Dichloroethane-d4	0.261	0.262	0.263	0.267	0.242	0.240	0.236	0.246	0.252	4.95
44) TP	1,2-Dichloroet		0.235	0.271	0.267	0.250	0.247	0.244	0.235	0.250	5.82
47) TP	Methyl cyclohe			0.357	0.389	0.376	0.386	0.342	0.398	0.375	5.72
48) TP	Trichloroethene	0.184	0.160	0.223	0.237	0.230	0.227	0.224	0.232	0.215	12.72
50) TP	Dibromomethane		0.085	0.103	0.105	0.101	0.102	0.100	0.098	0.099	6.65
51) TC	1,2-Dichloropr		0.160	0.229	0.246	0.238	0.235	0.237	0.230	0.225	13.01
53) TP	2-Chloroethyl		0.056	0.079	0.088	0.089	0.095	0.091	0.088	0.084	15.74
54) TP	Bromodichlorom		0.201	0.262	0.270	0.262	0.260	0.263	0.256	0.253#	9.30
57) TP	1,4-Dioxane		0.001	0.001	0.001	0.001	0.001	0.001	0.001	0.001#	8.88
58) TP	cis-1,3-Dichloropropene	0.209	0.182	0.246	0.285	0.294	0.305	0.306	0.300	0.266#	18.02
59) I	Chlorobenzene-d5	----------ISTD----------									
60) S	Toluene-d8	1.199	1.197	1.227	1.248	1.244	1.266	1.260	1.248	1.236	2.13
61) TC	Toluene	0.538	0.475	0.713	0.747	0.706	0.699	0.695	0.686	0.657	14.63
62) TP	4-Methyl-2-pen		0.036	0.043	0.051	0.049	0.054	0.050	0.047	0.047	12.70
63) TP	Tetrachloroethene		0.182	0.345	0.370	0.354	0.355	0.341	0.362	0.330	19.99
65) TP	trans-1,3-Dichloropropene	0.148	0.160	0.191	0.266	0.287	0.313			*Q	0.9992
67) TP	Ethyl methacry		0.136	0.172	0.203	0.195	0.204	0.193	0.182	0.184	13.05
68) TP	1,1,2-Trichlor		0.104	0.128	0.149	0.148	0.152	0.149	0.142	0.139#	12.50
69) TP	Chlorodibromom		0.164	0.219	0.248	0.251	0.267	0.267	0.257	0.239	15.34
70) TP	1,3-Dichloropr		0.262	0.307	0.337	0.338	0.348	0.344	0.327	0.323	9.38
71) TP	1,2-Dibromoethane		0.141	0.184	0.202	0.203	0.211	0.207	0.196	0.192#	12.58
72) TP	2-Hexanone		0.081	0.085	0.086	0.085	0.092	0.084	0.079	0.085	4.69
73) TP	Chlorobenzene		0.603	0.825	0.848	0.801	0.797	0.799	0.770	0.778	10.38
74) TC	Ethylbenzene	1.130	0.964	1.433	1.470	1.363	1.347	1.304	1.265	1.285	12.96
75) TP	1,1,1,2-Tetrac		0.178	0.252	0.271	0.275	0.288	0.293	0.288	0.264	15.20
76) TP	p/m Xylene	0.384	0.381	0.583	0.592	0.547	0.542	0.529	0.518	0.509	16.11
77) TP	o Xylene	0.399	0.383	0.553	0.568	0.523	0.515	0.510	0.489	0.492	13.70
78) TP	Styrene	0.621	0.618	0.871	0.905	0.850	0.839	0.820	0.720	0.781	14.45
79) I	1,4-Dichlorobenzene-d4	----------ISTD----------									
80) TP	Bromoform		0.183	0.196	0.232	0.243	0.259	0.256	0.254	0.232	13.23
82) TP	Isopropylbenzene		1.626	2.571	2.675	2.541	2.469	2.386	2.356	2.375	14.65
83) S	4-Bromofluorobenzene	0.819	0.820	0.821	0.827	0.828	0.809	0.799	0.814	0.817	1.18
84) TP	Bromobenzene		0.448	0.587	0.617	0.608	0.599	0.611	0.600	0.582	10.24

Initial Calibration Summary
Form 6
Volatiles

Client	**: Roux Env. Eng. & Geology, DPC**	**Lab Number**	**: L2204289**
Project Name	**: PFIZER**	**Project Number**	**: 0047.0044Y047**
Instrument ID	**: VOA105**	**Ical Ref**	**: ICAL18692**
Calibration dates	**: 01/26/22 10:10 01/26/22 13:36**		

Calibration Files
L11 =V05220126A05.d L1 =V05220126A07.d L2 =V05220126A09.d L3 =V05220126A10.d L4 =V05220126A11.d
L6 =V05220126A12.d L8 =V05220126A13.d L10 =V05220126A14.d

	Compound	L11	L1	L2	L3	L4	L6	L8	L10	Avg	%RSD
85)	TP n-Propylbenzene		1.876	2.911	3.049	2.891	2.803	2.645	2.454	2.661	14.92
86)	TP 1,4-Dichlorobu		0.565	0.626	0.662	0.652	0.654	0.632	0.605	0.628	5.42
87)	TP 1,1,2,2-Tetrac		0.286	0.307	0.323	0.320	0.325	0.311	0.297	0.310	4.70
88)	TP 4-Ethyltoluene		1.599	2.512	2.631	2.487	2.406	2.337	2.228	2.314	14.73
89)	TP 2-Chlorotoluene		1.261	1.737	1.776	1.666	1.615	1.611	1.603	1.610	10.41
90)	TP 1,3,5-Trimethy		1.509	2.168	2.238	2.101	2.042	1.989	1.941	1.998	11.94
91)	TP 1,2,3-Trichlor		0.260	0.246	0.256	0.253	0.260	0.251	0.240	0.252	2.91
92)	TP trans-1,4-Dich		0.089	0.101	0.111	0.110	0.117	0.103	0.104	0.105	8.29
93)	TP 4-Chlorotoluene		1.305	1.771	1.824	1.722	1.657	1.672	1.629	1.654	10.17
94)	TP tert-Butylbenzene		1.209	1.930	1.978	1.871	1.845	1.773	1.810	1.774	14.57
97)	TP 1,2,4-Trimethy		1.409	2.092	2.191	2.060	2.015	1.981	1.888	1.948	13.13
98)	TP sec-Butylbenzene		1.631	2.701	2.827	2.656	2.613	2.433	2.259	2.446	16.54
99)	TP p-Isopropyltol		1.449	2.444	2.514	2.373	2.333	2.193	2.090	2.200	16.42
100)	TP 1,3-Dichlorobe		0.880	1.212	1.260	1.195	1.178	1.189	1.158	1.153	10.81
101)	TP 1,4-Dichlorobe		0.948	1.243	1.231	1.176	1.162	1.172	1.127	1.151	8.52
102)	TP p-Diethylbenzene		0.890	1.433	1.482	1.394	1.412	1.343	1.365	1.331	15.02
103)	TP n-Butylbenzene		1.070	1.821	1.930	1.839	1.848	1.717	1.734	1.708	17.00
104)	TP 1,2-Dichlorobe		0.809	1.041	1.097	1.045	1.043	1.038	0.998	1.010	9.21
105)	TP 1,2,4,5-Tetram		1.336	1.907	2.016	1.936	1.938	1.856	1.759	1.821	12.54
106)	TP 1,2-Dibromo-3-		0.037	0.047	0.048	0.050	0.054	0.051	0.049	0.048	10.82
107)	TP 1,3,5-Trichlor		0.537	0.762	0.808	0.769	0.774	0.748	0.753	0.736	12.23
108)	TP Hexachlorobuta		0.179	0.310	0.303	0.306	0.312	0.289	0.318	0.288	17.00
109)	TP 1,2,4-Trichlor		0.439	0.576	0.608	0.586	0.610	0.587	0.573	0.569	10.36
110)	TP Naphthalene		0.878	0.959	0.990	0.986	1.042	0.988	0.931	0.968	5.38
111)	TP 1,2,3-Trichlor		0.367	0.452	0.460	0.446	0.466	0.445	0.428	0.438	7.62

Response Factor Report VOA 108

Method Path : I:\VOLATILES\VOA108\2022\220121\
Method File : V108_220121A_8260.m
Title : VOLATILES BY GC/MS
Last Update : Mon Jan 24 08:59:42 2022
Response Via : Initial Calibration

Calibration Files
L11 =V08220121A03.d L1 =V08220121A05.d L2 =V08220121A07.d L3 =V08220121A09.d L4 =V08220121A10.d
L6 =V08220121A11.d L8 =V08220121A12.d L10 =V08220121A13.d

		Compound	L11	L1	L2	L3	L4	L6	L8	L10	Avg	%RSD
1)	I	Fluorobenzene	ISTD									
2)	TP	Dichlorodifluo...		0.357	0.350	0.282	0.301	0.306	0.302	0.304	0.315	8.85
3)	TP	Chloromethane		0.468	0.446	0.321	0.337	0.329	0.330	0.334	0.366	17.05
4)	TC	Vinyl chloride	0.313	0.450	0.427	0.334	0.356	0.355	0.357	0.357	0.369	12.58
5)	TP	Bromomethane		0.278	0.249	0.172	0.173	0.183	0.194	0.207	0.208	19.57
6)	TP	Chloroethane		0.279	0.276	0.202	0.221	0.221	0.216	0.211	0.232	13.59
7)	TP	Trichlorofluor...		0.542	0.525	0.425	0.460	0.468	0.461	0.458	0.477	8.68
8)	TP	Ethyl ether		0.190	0.189	0.139	0.143	0.155	0.152	0.152	0.160	12.96
10)	TC	1,1-Dichloroet...		0.304	0.304	0.233	0.250	0.254	0.251	0.252	0.264	10.66
11)	TP	Carbon disulfide		0.995	0.925	0.706	0.749	0.759	0.757	0.754	0.806	13.45
12)	TP	Freon-113		0.304	0.305	0.241	0.264	0.269	0.265	0.265	0.273	8.43
13)	TP	Iodomethane		0.435	0.405	0.322	0.376	0.405	0.395	0.382	0.389	9.01
14)	TP	Acrolein			0.042	0.030	0.029	0.032	0.030	0.031	0.032	15.19
15)	TP	Methylene chlo...			0.366	0.259	0.266	0.269	0.265	0.263	0.281	14.74
17)	TP	Acetone			0.091	0.056	0.059	0.067	0.066	0.069	0.068	18.21
18)	TP	trans-1,2-Dich...		0.366	0.346	0.261	0.273	0.276	0.273	0.272	0.295	14.29
19)	TP	Methyl acetate			0.195	0.147	0.145	0.159	0.152	0.156	0.159	11.64
20)	TP	Methyl tert-bu...		0.874	0.858	0.622	0.655	0.705	0.691	0.699	0.729	13.40
21)	TP	tert-Butyl alc...		0.022	0.026	0.018	0.018	0.022	0.021	0.022	0.022	12.92
22)	TP	Diisopropyl ether		1.254	1.174	0.879	0.929	0.952	0.943	0.945	1.011	14.11
23)	TP	1,1-Dichloroet...		0.745	0.699	0.518	0.537	0.535	0.529	0.530	0.585	16.25
24)	TP	Halothane		0.262	0.260	0.201	0.212	0.214	0.213	0.214	0.225	11.12
25)	TP	Acrylonitrile		0.110	0.106	0.081	0.081	0.089	0.086	0.087	0.091	13.02
26)	TP	Ethyl tert-but...		1.126	1.076	0.804	0.863	0.911	0.904	0.910	0.942	12.28
27)	TP	Vinyl acetate		0.704	0.674	0.522	0.540	0.581	0.580	0.597	0.600	11.13
28)	TP	cis-1,2-Dichlo...		0.381	0.376	0.279	0.289	0.293	0.291	0.290	0.315	14.04
29)	TP	2,2-Dichloropr...		0.539	0.511	0.384	0.409	0.405	0.396	0.403	0.435	14.35
30)	TP	Bromochloromet...		0.172	0.171	0.131	0.135	0.137	0.134	0.129	0.144	13.12
31)	TP	Cyclohexane		0.600	0.608	0.480	0.525	0.534	0.531	0.533	0.544	8.25
32)	TC	Chloroform		0.663	0.636	0.461	0.483	0.484	0.478	0.477	0.526	16.13
33)	TP	Ethyl acetate			0.271	0.198	0.201	0.227	0.221	0.226	0.224	11.77

Response Factor Report VOA 108

Method Path : I:\VOLATILES\VOA108\2022\220121\
Method File : V108_220121A_8260.m
Title : VOLATILES BY GC/MS
Last Update : Mon Jan 24 08:59:42 2022
Response Via : Initial Calibration

Calibration Files
L11 =V08220121A03.d L1 =V08220121A05.d L2 =V08220121A07.d L3 =V08220121A09.d L4 =V08220121A10.d
L6 =V08220121A11.d L8 =V08220121A12.d L10 =V08220121A13.d

		Compound	L11	L1	L2	L3	L4	L6	L8	L10	Avg	%RSD
34)	TP	Carbon tetrach...	0.283	0.418	0.409	0.326	0.364	0.378	0.381	0.391	0.369	12.08
35)	TP	Tetrahydrofuran			0.097	0.074	0.074	0.081	0.078	0.080	0.081	10.46
36)	S	Dibromofluorom...	0.276	0.276	0.272	0.275	0.268	0.261	0.265	0.266	0.270	2.09
37)	TP	1,1,1-Trichlor...		0.512	0.508	0.396	0.421	0.435	0.432	0.434	0.448	9.90
39)	TP	2-Butanone			0.154	0.104	0.101	0.113	0.109	0.111	0.115	16.98
40)	TP	1,1-Dichloropr...		0.436	0.436	0.334	0.365	0.374	0.372	0.373	0.384	9.93
41)	TP	Benzene	0.984	1.402	1.324	0.997	1.048	1.067	1.056	1.051	1.116	14.01
42)	TP	tert-Amyl meth...		0.843	0.822	0.608	0.653	0.710	0.707	0.719	0.723	11.68
43)	S	1,2-Dichloroet...	0.321	0.325	0.323	0.315	0.298	0.305	0.305	0.300	0.312	3.41
44)	TP	1,2-Dichloroet...		0.561	0.514	0.367	0.378	0.398	0.392	0.394	0.429	17.71
47)	TP	Methyl cyclohe...		0.475	0.501	0.394	0.440	0.461	0.458	0.462	0.456	7.23
48)	TP	Trichloroethene	0.218	0.341	0.338	0.258	0.275	0.284	0.280	0.284	0.285	14.11
50)	TP	Dibromomethane		0.195	0.203	0.150	0.150	0.159	0.159	0.160	0.168	12.86
51)	TC	1,2-Dichloropr...		0.399	0.377	0.282	0.294	0.300	0.298	0.299	0.321	14.51
53)	TP	2-Chloroethyl ...		0.194	0.179	0.136	0.151	0.166	0.164	0.167	0.165	11.31
54)	TP	Bromodichlorom...		0.470	0.451	0.329	0.351	0.370	0.370	0.374	0.388	13.56
57)	TP	1,4-Dioxane		0.002	0.002	0.002	0.002	0.002	0.002	0.002	0.002#	6.80
58)	TP	cis-1,3-Dichlo...	0.339	0.507	0.504	0.381	0.412	0.444	0.440	0.445	0.434	13.16
59)	I	Chlorobenzene-d5	----------	ISTD	----------							
60)	S	Toluene-d8	1.261	1.264	1.246	1.278	1.240	1.253	1.241	1.254	1.255	1.03
61)	TC	Toluene	0.778	1.201	1.068	0.820	0.836	0.879	0.857	0.874	0.914	15.79
62)	TP	4-Methyl-2-pen...		0.119	0.123	0.095	0.099	0.115	0.110	0.114	0.111	9.50
63)	TP	Tetrachloroethene		0.472	0.417	0.333	0.348	0.367	0.358	0.364	0.380	12.70
65)	TP	trans-1,3-Dich...	0.391	0.619	0.552	0.418	0.448	0.504	0.496	0.513	0.493	14.95
67)	TP	Ethyl methacry...		0.483	0.444	0.336	0.349	0.403	0.388	0.400	0.400	12.79
68)	TP	1,1,2-Trichlor...		0.332	0.270	0.212	0.214	0.233	0.227	0.231	0.246	17.36
69)	TP	Chlorodibromom...		0.361	0.353	0.279	0.297	0.345	0.341	0.354	0.333	9.57
70)	TP	1,3-Dichloropr...		0.668	0.606	0.457	0.460	0.499	0.483	0.492	0.524	15.49
71)	TP	1,2-Dibromoethane		0.359	0.334	0.256	0.260	0.287	0.280	0.285	0.294	12.98
72)	TP	2-Hexanone		0.280	0.233	0.171	0.172	0.206	0.194	0.199	0.208	18.41
73)	TP	Chlorobenzene		1.297	1.229	0.897	0.918	0.969	0.945	0.962	1.031	15.67

Response Factor Report VOA 108

Method Path : I:\VOLATILES\VOA108\2022\220121\
Method File : V108_220121A_8260.m
Title : VOLATILES BY GC/MS
Last Update : Mon Jan 24 08:59:42 2022
Response Via : Initial Calibration

Calibration Files
L11 =V08220121A03.d L1 =V08220121A05.d L2 =V08220121A07.d L3 =V08220121A09.d L4 =V08220121A10.d
L6 =V08220121A11.d L8 =V08220121A12.d L10 =V08220121A13.d

		Compound	L11	L1	L2	L3	L4	L6	L8	L10	Avg	%RSD
74)	TC	Ethylbenzene	1.580	2.207	2.031	1.558	1.616	1.698	1.655	1.681	1.753	13.42
75)	TP	1,1,1,2-Tetrac...		0.403	0.376	0.292	0.321	0.353	0.349	0.359	0.350	10.27
76)	TP	p/m Xylene	0.605	0.847	0.781	0.596	0.616	0.656	0.646	0.659	0.676	13.33
77)	TP	o Xylene	0.526	0.837	0.769	0.578	0.591	0.635	0.620	0.634	0.649	15.90
78)	TP	Styrene	0.955	1.387	1.294	0.987	1.008	1.077	1.052	1.055	1.102	14.02
79)	I	1,4-Dichlorobenzene-d4	----------ISTD----------									
80)	TP	Bromoform		0.396	0.375	0.308	0.332	0.409	0.429	0.440	0.384	12.80
82)	TP	Isopropylbenzene		4.344	3.925	3.179	3.149	3.394	3.475	3.429	3.556	12.11
83)	S	4-Bromofluorob...	0.985	0.968	0.949	0.958	0.932	0.965	0.970	0.944	0.959	1.76
84)	TP	Bromobenzene		1.114	0.994	0.757	0.735	0.797	0.805	0.799	0.857	16.47
85)	TP	n-Propylbenzene		5.242	4.660	3.771	3.746	4.011	4.112	4.011	4.222	12.84
86)	TP	1,4-Dichlorobu...			1.456	1.090	1.048	1.193	1.221	1.217	1.204	11.84
87)	TP	1,1,2,2-Tetrac...		0.934	0.779	0.611	0.585	0.670	0.662	0.662	0.700	17.12
88)	TP	4-Ethyltoluene		4.206	3.884	3.122	3.071	3.345	3.385	3.363	3.482	11.88
89)	TP	2-Chlorotoluene		3.789	3.337	2.592	2.542	2.724	2.757	2.732	2.925	15.78
90)	TP	1,3,5-Trimethy...		3.543	3.245	2.604	2.602	2.823	2.880	2.886	2.941	11.64
91)	TP	1,2,3-Trichlor...		0.768	0.668	0.520	0.500	0.564	0.559	0.559	0.591	15.97
92)	TP	trans-1,4-Dich...		0.290	0.276	0.203	0.203	0.245	0.251	0.238	0.244	13.61
93)	TP	4-Chlorotoluene		3.377	3.030	2.316	2.253	2.407	2.447	2.419	2.607	16.30
94)	TP	tert-Butylbenzene		3.072	2.923	2.307	2.308	2.485	2.533	2.541	2.596	11.34
97)	TP	1,2,4-Trimethy...		3.576	3.242	2.568	2.570	2.800	2.846	2.894	2.928	12.48
98)	TP	sec-Butylbenzene		4.603	4.119	3.411	3.376	3.649	3.690	3.721	3.796	11.38
99)	TP	p-Isopropyltol...		3.865	3.585	2.970	2.968	3.227	3.277	3.342	3.319	9.72
100)	TP	1,3-Dichlorobe...		2.291	1.948	1.455	1.431	1.520	1.547	1.572	1.681	19.01
101)	TP	1,4-Dichlorobe...		2.314	1.996	1.471	1.431	1.519	1.548	1.578	1.694	19.58
102)	TP	p-Diethylbenzene		2.363	2.112	1.739	1.754	1.913	1.986	2.064	1.990	10.93
103)	TP	n-Butylbenzene		3.466	3.178	2.559	2.562	2.767	2.836	2.900	2.895	11.37
104)	TP	1,2-Dichlorobe...		2.080	1.811	1.375	1.325	1.436	1.459	1.484	1.567	17.55
105)	TP	1,2,4,5-Tetram...		3.766	3.373	2.744	2.765	3.065	3.207	3.305	3.175	11.30
106)	TP	1,2-Dibromo-3-...		0.152	0.116	0.091	0.092	0.111	0.113	0.121	0.114	17.93
107)	TP	1,3,5-Trichlor...		1.661	1.454	1.107	1.073	1.167	1.232	1.248	1.278	16.42

Method Path : I:\VOLATILES\VOA108\2022\220121\
Method File : V108_220121A_8260.m
Title : VOLATILES BY GC/MS
Last Update : Mon Jan 24 08:59:42 2022
Response Via : Initial Calibration

Calibration Files
L11 =V08220121A03.d L1 =V08220121A05.d L2 =V08220121A07.d L3 =V08220121A09.d L4 =V08220121A10.d
L6 =V08220121A11.d L8 =V08220121A12.d L10 =V08220121A13.d

	Compound	L11	L1	L2	L3	L4	L6	L8	L10	Avg	%RSD
108)	TP Hexachlorobuta...	0.645	0.602	0.487	0.474	0.519	0.547	0.552	0.546	11.20	
109)	TP 1,2,4-Trichlor...	1.548	1.301	1.003	0.982	1.089	1.131	1.161	1.174	16.72	
110)	TP Naphthalene	3.330	2.851	2.174	2.123	2.451	2.521	2.557	2.573	16.10	
111)	TP 1,2,3-Trichlor...	1.422	1.212	0.917	0.896	1.001	1.039	1.054	1.077	17.10	

(#) = Out of Range

BFB

Data Path : I:\VOLATILES\VOA108\2022\220121\
Data File : V08220121BFB.d
Acq On : 21 Jan 2022 3:17 am
Operator : VOA108:TAB
Sample : WG1597319-1
Misc : WG1597319
ALS Vial : 1 Sample Multiplier: 1

Integration File: rteint.p

Method : I:\VOLATILES\VOA108\2022\220121\V108_220121A_8260.m
Title : VOLATILES BY GC/MS
Last Update : Mon Jan 24 08:59:42 2022

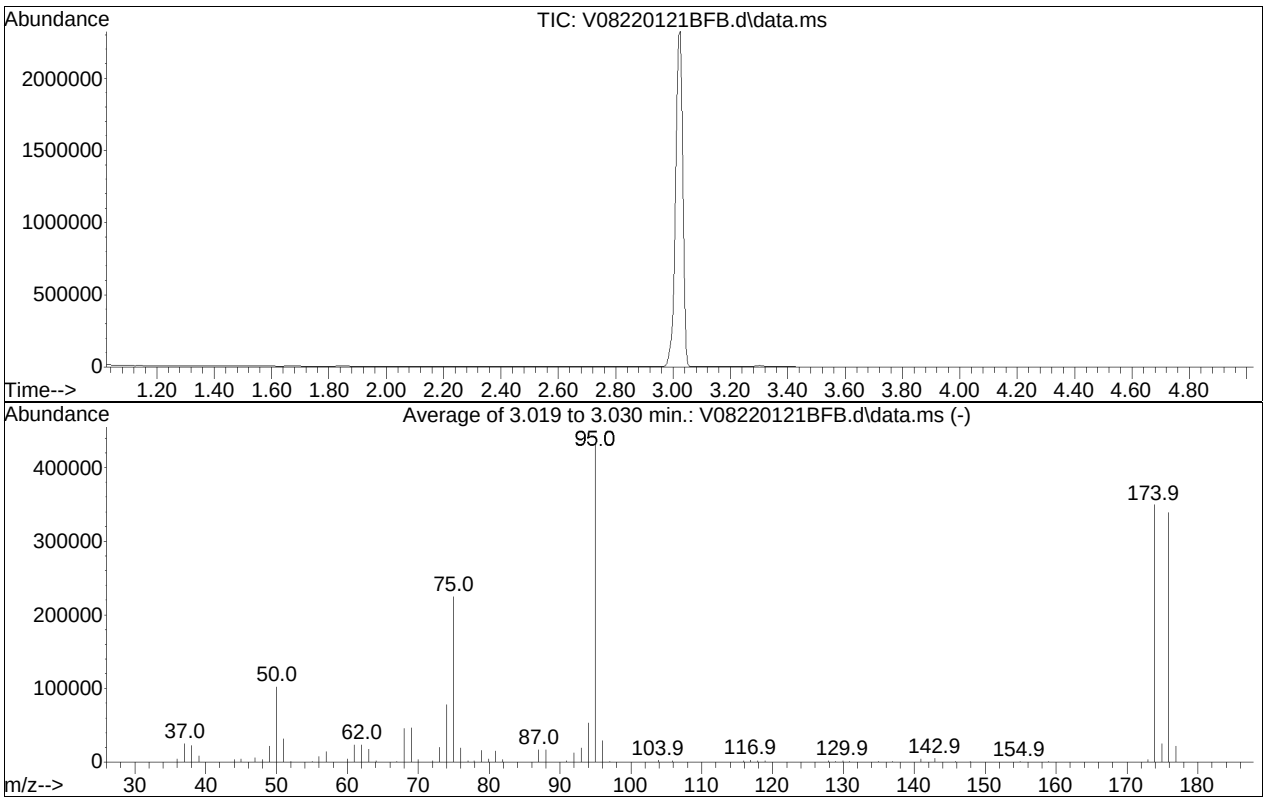

AutoFind: Scans 464, 465, 466; Background Corrected with Scan 452

Target Mass	Rel. to Mass	Lower Limit%	Upper Limit%	Rel. Abn%	Raw Abn	Result Pass/Fail
50	95	15	40	23.7	102635	PASS
75	95	30	60	51.8	224853	PASS
95	95	100	100	100.0	433963	PASS
96	95	5	9	6.6	28613	PASS
173	174	0.00	2	1.0	3445	PASS
174	95	50	100	80.5	349312	PASS
175	174	5	9	7.2	25253	PASS
176	174	95	101	97.2	339435	PASS
177	176	5	9	6.4	21869	PASS

Quantitation Report (QT Reviewed)

Data Path : I:\VOLATILES\VOA108\2022\220121\
Data File : V08220121A03.d
Acq On : 21 Jan 2022 4:20 am
Operator : VOA108:MKS
Sample : I8260STD0.19PPB
Misc : WG1597319
ALS Vial : 3 Sample Multiplier: 1

Quant Time: Jan 24 08:49:20 2022
Quant Method : I:\VOLATILES\VOA108\2022\220121\V108_220121A_8260.m
Quant Title : VOLATILES BY GC/MS
QLast Update : Mon Jan 24 08:44:49 2022
Response via : Initial Calibration

CCAL FILE(s) : 1 - I:\VOLATILES\VOA108\2022\220121\V08220121A09.d
Sub List : 8260-L11 - Level 11 for 8260-LRR product

Compound	R.T.	QIon	Response	Conc	Units	Dev(Min)
Internal Standards						
1) Fluorobenzene	5.604	96	230353	10.000	ug/L	0.00
Standard Area 1 = 222351			Recovery = 103.60%			
59) Chlorobenzene-d5	8.556	117	176529	10.000	ug/L	0.00
Standard Area 1 = 167052			Recovery = 105.67%			
79) 1,4-Dichlorobenzene-d4	10.035	152	85662	10.000	ug/L	0.00
Standard Area 1 = 80447			Recovery = 106.48%			
System Monitoring Compounds						
36) Dibromofluoromethane	4.640	113	63487	10.015	ug/L	0.00
Spiked Amount 10.000	Range 70 - 130		Recovery = 100.15%			
43) 1,2-Dichloroethane-d4	5.264	65	73833	10.163	ug/L	0.00
Spiked Amount 10.000	Range 70 - 130		Recovery = 101.63%			
60) Toluene-d8	7.287	98	222567	9.864	ug/L	0.00
Spiked Amount 10.000	Range 70 - 130		Recovery = 98.64%			
83) 4-Bromofluorobenzene	9.369	95	84390	10.283	ug/L	0.00
Spiked Amount 10.000	Range 70 - 130		Recovery = 102.83%			
Target Compounds						Qvalue
4) Vinyl chloride	1.179	62	1371	0.178	ug/L	99
34) Carbon tetrachloride	4.545	117	1240	0.165	ug/L #	81
41) Benzene	5.096	78	4307	0.188	ug/L	92
48) Trichloroethene	5.798	95	954	0.160	ug/L #	80
58) cis-1,3-Dichloropropene	7.109	75	1484	0.169	ug/L #	84
61) Toluene	7.340	92	2609	0.180	ug/L	95
65) trans-1,3-Dichloropropene	7.738	75	1310	0.177	ug/L #	56
74) Ethylbenzene	8.609	91	5301	0.193	ug/L	98
76) p/m Xylene	8.713	106	4058	0.385	ug/L	97
77) o Xylene	8.997	106	3527	0.346	ug/L	95
78) Styrene	9.033	104	6403	0.367	ug/L	91

(#) = qualifier out of range (m) = manual integration (+) = signals summed

Quantitation Report (QT Reviewed)

Data Path : I:\VOLATILES\VOA108\2022\220121\
Data File : V08220121A03.d
Acq On : 21 Jan 2022 4:20 am
Operator : VOA108:MKS
Sample : I8260STD0.19PPB
Misc : WG1597319
ALS Vial : 3 Sample Multiplier: 1

Quant Time: Jan 24 08:49:20 2022
Quant Method : I:\VOLATILES\VOA108\2022\220121\V108_220121A_8260.m
Quant Title : VOLATILES BY GC/MS
QLast Update : Mon Jan 24 08:44:49 2022
Response via : Initial Calibration

Sub List : 8260-L11 - Level 11 for 8260-LRR product20121A09.d•

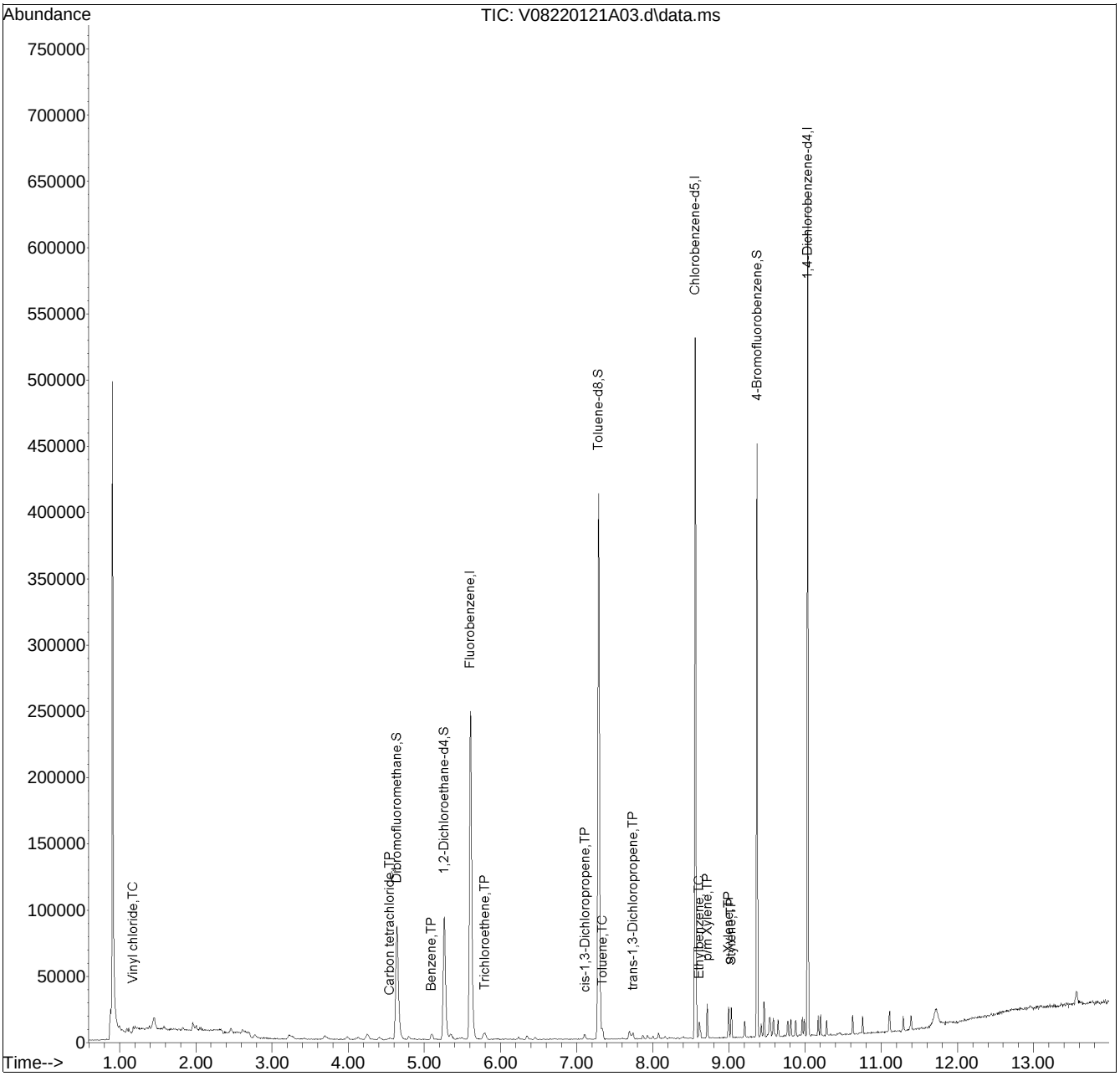

Manual Integration Report

Data Path	: I:\VOLATILES\VOA108\2022\2	QMethod	: V108_220121A_8260.m
Data File	: V08220121A03.d	Operator	: VOA108:MKS
Date Inj'd	: 1/21/2022 4:20 am	Instrument	: VOA 108
Sample	: I8260STD0.19PPB	Quant Date	: 1/24/2022 8:46 am

There are no manual integrations or false positives in this file.

Quantitation Report (QT Reviewed)

Data Path : I:\VOLATILES\VOA108\2022\220121\
Data File : V08220121A05.d
Acq On : 21 Jan 2022 5:01 am
Operator : VOA108:MKS
Sample : I8260STD0.5PPB
Misc : WG1597319
ALS Vial : 5 Sample Multiplier: 1

Quant Time: Jan 24 08:50:03 2022
Quant Method : I:\VOLATILES\VOA108\2022\220121\V108_220121A_8260.m
Quant Title : VOLATILES BY GC/MS
QLast Update : Mon Jan 24 08:44:49 2022
Response via : Initial Calibration

CCAL FILE(s) : 1 - I:\VOLATILES\VOA108\2022\220121\V08220121A09.d
Sub List : 8260-Curve - Megamix plus Diox

Compound	R.T.	QIon	Response	Conc Units	Dev(Min)
Internal Standards					
1) Fluorobenzene	5.610	96	225619	10.000 ug/L	0.00
Standard Area 1 = 222351			Recovery = 101.47%		
59) Chlorobenzene-d5	8.556	117	168596	10.000 ug/L	0.00
Standard Area 1 = 167052			Recovery = 100.92%		
79) 1,4-Dichlorobenzene-d4	10.035	152	81807	10.000 ug/L	0.00
Standard Area 1 = 80447			Recovery = 101.69%		
System Monitoring Compounds					
36) Dibromofluoromethane	4.640	113	62239	10.024 ug/L	0.00
Spiked Amount 10.000	Range 70 - 130		Recovery = 100.24%		
43) 1,2-Dichloroethane-d4	5.264	65	73354	10.309 ug/L	0.00
Spiked Amount 10.000	Range 70 - 130		Recovery = 103.09%		
60) Toluene-d8	7.293	98	213073	9.888 ug/L	0.00
Spiked Amount 10.000	Range 70 - 130		Recovery = 98.88%		
83) 4-Bromofluorobenzene	9.369	95	79192	10.104 ug/L	0.00
Spiked Amount 10.000	Range 70 - 130		Recovery = 101.04%		
Target Compounds					Qvalue
2) Dichlorodifluoromethane	1.001	85	4025	0.633 ug/L	96
3) Chloromethane	1.122	50	5282	0.728 ug/L	94
4) Vinyl chloride	1.179	62	5081	0.675 ug/L	93
5) Bromomethane	1.389	94	3139	0.810 ug/L	92
6) Chloroethane	1.478	64	3146	0.693 ug/L	99
7) Trichlorofluoromethane	1.583	101	6116	0.638 ug/L	100
8) Ethyl ether	1.829	74	2141	0.681 ug/L #	92
10) 1,1-Dichloroethene	1.960	96	3428	0.651 ug/L	80
11) Carbon disulfide	1.966	76	11227	0.716 ug/L #	89
12) Freon-113	2.002	101	3428	0.630 ug/L	98
13) Iodomethane	2.060	142	4909	0.682 ug/L	89
14) Acrolein	2.244	56	761	1.128 ug/L #	58
15) Methylene chloride	2.459	84	4589	0.787 ug/L	84
17) Acetone	2.516	43	1845	1.564 ug/L	90
18) trans-1,2-Dichloroethene	2.616	96	4126	0.701 ug/L	88
19) Methyl acetate	2.658	43	2849	0.860 ug/L #	84
20) Methyl tert-butyl ether	2.773	73	9857	0.702 ug/L #	92
21) tert-Butyl alcohol	2.941	59	1268	3.059 ug/L #	43
22) Diisopropyl ether	3.235	45	14142	0.713 ug/L #	85
23) 1,1-Dichloroethane	3.277	63	8404	0.720 ug/L	94
24) Halothane	3.429	117	2955	0.651 ug/L	94

Data Path : I:\VOLATILES\VOA108\2022\220121\
Data File : V08220121A05.d
Acq On : 21 Jan 2022 5:01 am
Operator : VOA108:MKS
Sample : I8260STD0.5PPB
Misc : WG1597319
ALS Vial : 5 Sample Multiplier: 1

Quant Time: Jan 24 08:50:03 2022
Quant Method : I:\VOLATILES\VOA108\2022\220121\V108_220121A_8260.m
Quant Title : VOLATILES BY GC/MS
QLast Update : Mon Jan 24 08:44:49 2022
Response via : Initial Calibration

CCAL FILE(s) : 1 - I:\VOLATILES\VOA108\2022\220121\V08220121A09.d
Sub List : 8260-Curve - Megamix plus Diox

Compound	R.T.	QIon	Response	Conc	Units		Dev(Min)
25) Acrylonitrile	3.334	53	1239	0.681	ug/L		93
26) Ethyl tert-butyl ether	3.696	59	12700	0.700	ug/L		97
27) Vinyl acetate	3.664	43	7937	0.674	ug/L	#	91
28) cis-1,2-Dichloroethene	3.990	96	4301	0.682	ug/L		88
29) 2,2-Dichloropropane	4.131	77	6085	0.702	ug/L	#	80
30) Bromochloromethane	4.252	128	1942	0.658	ug/L		82
31) Cyclohexane	4.252	56	6763	0.625	ug/L		88
32) Chloroform	4.414	83	7474	0.718	ug/L		98
33) Ethyl acetate	4.671	43	3839	0.860	ug/L	#	75
34) Carbon tetrachloride	4.545	117	4714	0.641	ug/L		96
35) Tetrahydrofuran	4.650	42	1588	0.948	ug/L	#	59
37) 1,1,1-Trichloroethane	4.640	97	5778	0.647	ug/L	#	94
39) 2-Butanone	4.860	43	2288	0.979	ug/L	#	72
40) 1,1-Dichloropropene	4.802	75	4920	0.654	ug/L		95
41) Benzene	5.096	78	15811	0.705	ug/L		96
42) tert-Amyl methyl ether	5.353	73	9508	0.694	ug/L		96
44) 1,2-Dichloroethane	5.337	62	6331	0.764	ug/L	#	50
47) Methyl cyclohexane	5.777	83	5363	0.603	ug/L		95
48) Trichloroethene	5.809	95	3849	0.661	ug/L		96
50) Dibromomethane	6.239	93	2200	0.650	ug/L	#	85
51) 1,2-Dichloropropane	6.349	63	4504	0.709	ug/L		96
53) 2-Chloroethyl vinyl ether	7.093	63	2190	0.713	ug/L	#	84
54) Bromodichloromethane	6.459	83	5306	0.716	ug/L	#	98
57) 1,4-Dioxane	6.700	88	5045	96.400	ug/L	#	85
58) cis-1,3-Dichloropropene	7.104	75	5720	0.666	ug/L		91
61) Toluene	7.340	92	10127	0.733	ug/L		94
62) 4-Methyl-2-pentanone	7.733	58	1005	0.629	ug/L	#	46
63) Tetrachloroethene	7.691	166	3982	0.709	ug/L		88
65) trans-1,3-Dichloropropene	7.744	75	5217	0.740	ug/L		84
67) Ethyl methacrylate	7.932	69	4069	0.719	ug/L		96
68) 1,1,2-Trichloroethane	7.869	83	2799	0.781	ug/L		94
69) Chlorodibromomethane	8.006	129	3047	0.648	ug/L		95
70) 1,3-Dichloropropane	8.074	76	5635	0.732	ug/L		95
71) 1,2-Dibromoethane	8.163	107	3029	0.701	ug/L		96
72) 2-Hexanone	8.399	43	2358	0.820	ug/L	#	91
73) Chlorobenzene	8.572	112	10934	0.723	ug/L		91
74) Ethylbenzene	8.609	91	18601	0.708	ug/L		98
75) 1,1,1,2-Tetrachloroethane	8.630	131	3397	0.690	ug/L		97
76) p/m Xylene	8.714	106	14278	1.420	ug/L		97
77) o Xylene	8.997	106	14107	1.449	ug/L		91

Quantitation Report (QT Reviewed)

Data Path : I:\VOLATILES\VOA108\2022\220121\
Data File : V08220121A05.d
Acq On : 21 Jan 2022 5:01 am
Operator : VOA108:MKS
Sample : I8260STD0.5PPB
Misc : WG1597319
ALS Vial : 5 Sample Multiplier: 1

Quant Time: Jan 24 08:50:03 2022
Quant Method : I:\VOLATILES\VOA108\2022\220121\V108_220121A_8260.m
Quant Title : VOLATILES BY GC/MS
QLast Update : Mon Jan 24 08:44:49 2022
Response via : Initial Calibration

CCAL FILE(s) : 1 - I:\VOLATILES\VOA108\2022\220121\V08220121A09.d
Sub List : 8260-Curve - Megamix plus Diox

	Compound	R.T.	QIon	Response	Conc	Units		Dev(Min)
78)	Styrene	9.033	104	23383	1.405	ug/L		90
80)	Bromoform	9.033	173	1618	0.642	ug/L		92
82)	Isopropylbenzene	9.206	105	17767	0.683	ug/L		97
84)	Bromobenzene	9.427	156	4557	0.736	ug/L		99
85)	n-Propylbenzene	9.463	91	21442	0.695	ug/L		98
86)	1,4-Dichlorobutane	9.458	55	8648	0.970	ug/L		93
87)	1,1,2,2-Tetrachloroethane	9.505	83	3822	0.765	ug/L		94
88)	4-Ethyltoluene	9.531	105	17205	0.674	ug/L		95
89)	2-Chlorotoluene	9.542	91	15497	0.731	ug/L		94
90)	1,3,5-Trimethylbenzene	9.584	105	14491	0.680	ug/L		93
91)	1,2,3-Trichloropropane	9.573	75	3143	0.738	ug/L		97
92)	trans-1,4-Dichloro-2-b...	9.605	53	1186	0.715	ug/L	#	92
93)	4-Chlorotoluene	9.647	91	13813	0.729	ug/L		93
94)	tert-Butylbenzene	9.773	119	12566	0.666	ug/L		99
97)	1,2,4-Trimethylbenzene	9.815	105	14628	0.696	ug/L		92
98)	sec-Butylbenzene	9.877	105	18829	0.675	ug/L		98
99)	p-Isopropyltoluene	9.961	119	15808	0.651	ug/L		98
100)	1,3-Dichlorobenzene	9.993	146	9371	0.787	ug/L		97
101)	1,4-Dichlorobenzene	10.045	146	9466	0.787	ug/L	#	89
102)	p-Diethylbenzene	10.171	119	9665	0.679	ug/L		95
103)	n-Butylbenzene	10.203	91	14177	0.677	ug/L		98
104)	1,2-Dichlorobenzene	10.281	146	8507	0.756	ug/L		98
105)	1,2,4,5-Tetramethylben...	10.622	119	15403	0.686	ug/L		98
106)	1,2-Dibromo-3-chloropr...	10.732	155	622	0.832	ug/L		90
107)	1,3,5-Trichlorobenzene	10.758	180	6793	0.750	ug/L		97
108)	Hexachlorobutadiene	11.104	225	2639	0.663	ug/L		96
109)	1,2,4-Trichlorobenzene	11.110	180	6331	0.771	ug/L		97
110)	Naphthalene	11.288	128	13619	0.766	ug/L		100
111)	1,2,3-Trichlorobenzene	11.393	180	5818	0.776	ug/L		100

(#) = qualifier out of range (m) = manual integration (+) = signals summed

Quantitation Report (QT Reviewed)

Data Path : I:\VOLATILES\VOA108\2022\220121\
Data File : V08220121A05.d
Acq On : 21 Jan 2022 5:01 am
Operator : VOA108:MKS
Sample : I8260STD0.5PPB
Misc : WG1597319
ALS Vial : 5 Sample Multiplier: 1

Quant Time: Jan 24 08:50:03 2022
Quant Method : I:\VOLATILES\VOA108\2022\220121\V108_220121A_8260.m
Quant Title : VOLATILES BY GC/MS
QLast Update : Mon Jan 24 08:44:49 2022
Response via : Initial Calibration

Sub List : 8260-Curve - Megamix plus Diox20121\V08220121A09.d•

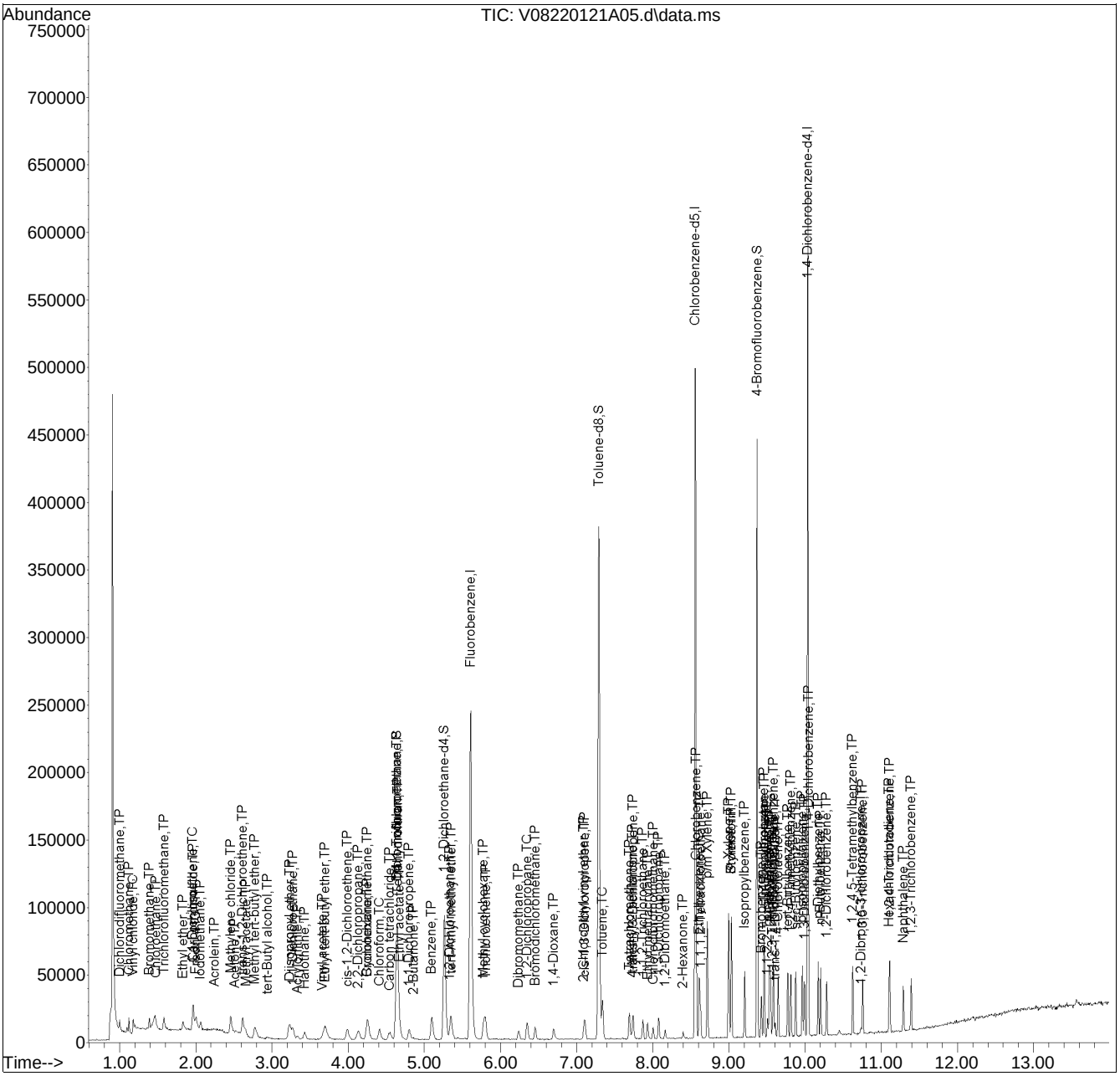

Manual Integration Report

Data Path	: I:\VOLATILES\VOA108\2022\2	QMethod	: V108_220121A_8260.m
Data File	: V08220121A05.d	Operator	: VOA108:MKS
Date Inj'd	: 1/21/2022 5:01 am	Instrument	: VOA 108
Sample	: I8260STD0.5PPB	Quant Date	: 1/24/2022 8:46 am

There are no manual integrations or false positives in this file.

Quantitation Report (QT Reviewed)

Data Path : I:\VOLATILES\VOA108\2022\220121\
Data File : V08220121A07.d
Acq On : 21 Jan 2022 5:42 am
Operator : VOA108:MKS
Sample : I8260STD2PPB
Misc : WG1597319
ALS Vial : 7 Sample Multiplier: 1

Quant Time: Jan 24 08:51:20 2022
Quant Method : I:\VOLATILES\VOA108\2022\220121\V108_220121A_8260.m
Quant Title : VOLATILES BY GC/MS
QLast Update : Mon Jan 24 08:44:49 2022
Response via : Initial Calibration

CCAL FILE(s) : 1 - I:\VOLATILES\VOA108\2022\220121\V08220121A09.d
Sub List : 8260-Curve - Megamix plus Diox

Compound	R.T.	QIon	Response	Conc	Units	Dev(Min)
Internal Standards						
1) Fluorobenzene	5.610	96	225420	10.000	ug/L	0.00
Standard Area 1 = 222351			Recovery = 101.38%			
59) Chlorobenzene-d5	8.556	117	173948	10.000	ug/L	0.00
Standard Area 1 = 167052			Recovery = 104.13%			
79) 1,4-Dichlorobenzene-d4	10.035	152	86779	10.000	ug/L	0.00
Standard Area 1 = 80447			Recovery = 107.87%			
System Monitoring Compounds						
36) Dibromofluoromethane	4.640	113	61410	9.899	ug/L	0.00
Spiked Amount 10.000	Range 70 - 130		Recovery = 98.99%			
43) 1,2-Dichloroethane-d4	5.264	65	72737	10.231	ug/L	0.00
Spiked Amount 10.000	Range 70 - 130		Recovery = 102.31%			
60) Toluene-d8	7.293	98	216812	9.752	ug/L	0.00
Spiked Amount 10.000	Range 70 - 130		Recovery = 97.52%			
83) 4-Bromofluorobenzene	9.369	95	82364	9.907	ug/L	0.00
Spiked Amount 10.000	Range 70 - 130		Recovery = 99.07%			
Target Compounds						Qvalue
2) Dichlorodifluoromethane	1.001	85	15789	2.485	ug/L	99
3) Chloromethane	1.122	50	20101	2.775	ug/L	99
4) Vinyl chloride	1.179	62	19272	2.563	ug/L	94
5) Bromomethane	1.389	94	11247	2.906	ug/L	94
6) Chloroethane	1.478	64	12445	2.742	ug/L	95
7) Trichlorofluoromethane	1.583	101	23677	2.471	ug/L	96
8) Ethyl ether	1.829	74	8521	2.714	ug/L	86
10) 1,1-Dichloroethene	1.960	96	13712	2.607	ug/L	79
11) Carbon disulfide	1.966	76	41703	2.663	ug/L	92
12) Freon-113	2.008	101	13735	2.528	ug/L	99
13) Iodomethane	2.065	142	18278	2.540	ug/L	88
14) Acrolein	2.244	56	1897	2.815	ug/L #	58
15) Methylene chloride	2.459	84	16484	2.828	ug/L	89
17) Acetone	2.521	43	4100	3.479	ug/L	91
18) trans-1,2-Dichloroethene	2.616	96	15604	2.654	ug/L	88
19) Methyl acetate	2.663	43	8799	2.660	ug/L #	97
20) Methyl tert-butyl ether	2.778	73	38664	2.757	ug/L	96
21) tert-Butyl alcohol	2.946	59	5886	14.211	ug/L #	40
22) Diisopropyl ether	3.224	45	52945	2.672	ug/L	91
23) 1,1-Dichloroethane	3.271	63	31512	2.701	ug/L	100
24) Halothane	3.429	117	11737	2.589	ug/L	95

Data Path : I:\VOLATILES\VOA108\2022\220121\
Data File : V08220121A07.d
Acq On : 21 Jan 2022 5:42 am
Operator : VOA108:MKS
Sample : I8260STD2PPB
Misc : WG1597319
ALS Vial : 7 Sample Multiplier: 1

Quant Time: Jan 24 08:51:20 2022
Quant Method : I:\VOLATILES\VOA108\2022\220121\V108_220121A_8260.m
Quant Title : VOLATILES BY GC/MS
QLast Update : Mon Jan 24 08:44:49 2022
Response via : Initial Calibration

CCAL FILE(s) : 1 - I:\VOLATILES\VOA108\2022\220121\V08220121A09.d
Sub List : 8260-Curve - Megamix plus Diox

Compound	R.T.	QIon	Response	Conc	Units		Dev(Min)
25) Acrylonitrile	3.329	53	4785	2.632	ug/L		97
26) Ethyl tert-butyl ether	3.696	59	48513	2.676	ug/L		96
27) Vinyl acetate	3.664	43	30409	2.586	ug/L	#	90
28) cis-1,2-Dichloroethene	3.990	96	16969	2.694	ug/L		81
29) 2,2-Dichloropropane	4.131	77	23050	2.660	ug/L		90
30) Bromochloromethane	4.252	128	7721	2.617	ug/L	#	76
31) Cyclohexane	4.252	56	27427	2.537	ug/L		82
32) Chloroform	4.414	83	28661	2.755	ug/L		97
33) Ethyl acetate	4.666	43	12238	2.743	ug/L	#	99
34) Carbon tetrachloride	4.540	117	18417	2.507	ug/L		97
35) Tetrahydrofuran	4.650	42	4361	2.605	ug/L		91
37) 1,1,1-Trichloroethane	4.634	97	22921	2.568	ug/L	#	95
39) 2-Butanone	4.844	43	6953	2.978	ug/L	#	93
40) 1,1-Dichloropropene	4.797	75	19670	2.615	ug/L		97
41) Benzene	5.101	78	59685	2.664	ug/L		95
42) tert-Amyl methyl ether	5.353	73	37067	2.707	ug/L		94
44) 1,2-Dichloroethane	5.342	62	23191	2.800	ug/L		97
47) Methyl cyclohexane	5.783	83	22572	2.541	ug/L		85
48) Trichloroethene	5.804	95	15232	2.617	ug/L		93
50) Dibromomethane	6.239	93	9141	2.704	ug/L		98
51) 1,2-Dichloropropane	6.349	63	17012	2.680	ug/L		94
53) 2-Chloroethyl vinyl ether	7.093	63	8092	2.637	ug/L		93
54) Bromodichloromethane	6.454	83	20348	2.747	ug/L		99
57) 1,4-Dioxane	6.690	88	18801	359.567	ug/L		86
58) cis-1,3-Dichloropropene	7.109	75	22721	2.647	ug/L		98
61) Toluene	7.340	92	37155	2.606	ug/L		99
62) 4-Methyl-2-pentanone	7.733	58	4293	2.604	ug/L	#	86
63) Tetrachloroethene	7.691	166	14502	2.501	ug/L		93
65) trans-1,3-Dichloropropene	7.744	75	19200	2.638	ug/L		91
67) Ethyl methacrylate	7.927	69	15458	2.647	ug/L		98
68) 1,1,2-Trichloroethane	7.869	83	9405	2.545	ug/L		91
69) Chlorodibromomethane	8.006	129	12290	2.532	ug/L		96
70) 1,3-Dichloropropane	8.074	76	21071	2.653	ug/L		98
71) 1,2-Dibromoethane	8.163	107	11603	2.603	ug/L		99
72) 2-Hexanone	8.394	43	8116	2.735	ug/L		96
73) Chlorobenzene	8.572	112	42773	2.740	ug/L		94
74) Ethylbenzene	8.609	91	70675	2.607	ug/L		98
75) 1,1,1,2-Tetrachloroethane	8.624	131	13093	2.576	ug/L		94
76) p/m Xylene	8.714	106	54354	5.239	ug/L		97
77) o Xylene	8.997	106	53525	5.328	ug/L		92

Data Path : I:\VOLATILES\VOA108\2022\220121\
Data File : V08220121A07.d
Acq On : 21 Jan 2022 5:42 am
Operator : VOA108:MKS
Sample : I8260STD2PPB
Misc : WG1597319
ALS Vial : 7 Sample Multiplier: 1

Quant Time: Jan 24 08:51:20 2022
Quant Method : I:\VOLATILES\VOA108\2022\220121\V108_220121A_8260.m
Quant Title : VOLATILES BY GC/MS
QLast Update : Mon Jan 24 08:44:49 2022
Response via : Initial Calibration

CCAL FILE(s) : 1 - I:\VOLATILES\VOA108\2022\220121\V08220121A09.d
Sub List : 8260-Curve - Megamix plus Diox

	Compound	R.T.	QIon	Response	Conc	Units		Dev(Min)
78)	Styrene	9.033	104	90020	5.243	ug/L		88
80)	Bromoform	9.033	173	6507	2.433	ug/L		95
82)	Isopropylbenzene	9.206	105	68120	2.469	ug/L		96
84)	Bromobenzene	9.427	156	17258	2.626	ug/L		99
85)	n-Propylbenzene	9.463	91	80870	2.471	ug/L		95
86)	1,4-Dichlorobutane	9.458	55	25278	2.674	ug/L		95
87)	1,1,2,2-Tetrachloroethane	9.505	83	13524	2.553	ug/L		96
88)	4-Ethyltoluene	9.531	105	67409	2.488	ug/L		95
89)	2-Chlorotoluene	9.542	91	57918	2.574	ug/L		93
90)	1,3,5-Trimethylbenzene	9.584	105	56326	2.492	ug/L		92
91)	1,2,3-Trichloropropane	9.573	75	11587	2.566	ug/L		98
92)	trans-1,4-Dichloro-2-b...	9.605	53	4783	2.719	ug/L	#	93
93)	4-Chlorotoluene	9.647	91	52591	2.617	ug/L		94
94)	tert-Butylbenzene	9.773	119	50736	2.534	ug/L		97
97)	1,2,4-Trimethylbenzene	9.809	105	56273	2.525	ug/L		92
98)	sec-Butylbenzene	9.877	105	71487	2.415	ug/L		96
99)	p-Isopropyltoluene	9.961	119	62228	2.415	ug/L		95
100)	1,3-Dichlorobenzene	9.993	146	33804	2.677	ug/L		98
101)	1,4-Dichlorobenzene	10.045	146	34643	2.715	ug/L		99
102)	p-Diethylbenzene	10.171	119	36659	2.429	ug/L		94
103)	n-Butylbenzene	10.203	91	55162	2.484	ug/L		98
104)	1,2-Dichlorobenzene	10.281	146	31434	2.634	ug/L		98
105)	1,2,4,5-Tetramethylben...	10.622	119	58543	2.459	ug/L		98
106)	1,2-Dibromo-3-chloropr...	10.732	155	2012	2.538	ug/L		99
107)	1,3,5-Trichlorobenzene	10.753	180	25234	2.627	ug/L		94
108)	Hexachlorobutadiene	11.104	225	10443	2.474	ug/L		95
109)	1,2,4-Trichlorobenzene	11.110	180	22572	2.592	ug/L		99
110)	Naphthalene	11.288	128	49483	2.623	ug/L		100
111)	1,2,3-Trichlorobenzene	11.393	180	21034	2.644	ug/L		98

(#) = qualifier out of range (m) = manual integration (+) = signals summed

Quantitation Report (QT Reviewed)

Data Path : I:\VOLATILES\VOA108\2022\220121\
Data File : V08220121A07.d
Acq On : 21 Jan 2022 5:42 am
Operator : VOA108:MKS
Sample : I8260STD2PPB
Misc : WG1597319
ALS Vial : 7 Sample Multiplier: 1

Quant Time: Jan 24 08:51:20 2022
Quant Method : I:\VOLATILES\VOA108\2022\220121\V108_220121A_8260.m
Quant Title : VOLATILES BY GC/MS
QLast Update : Mon Jan 24 08:44:49 2022
Response via : Initial Calibration

Sub List : 8260-Curve - Megamix plus Diox20121\V08220121A09.d•

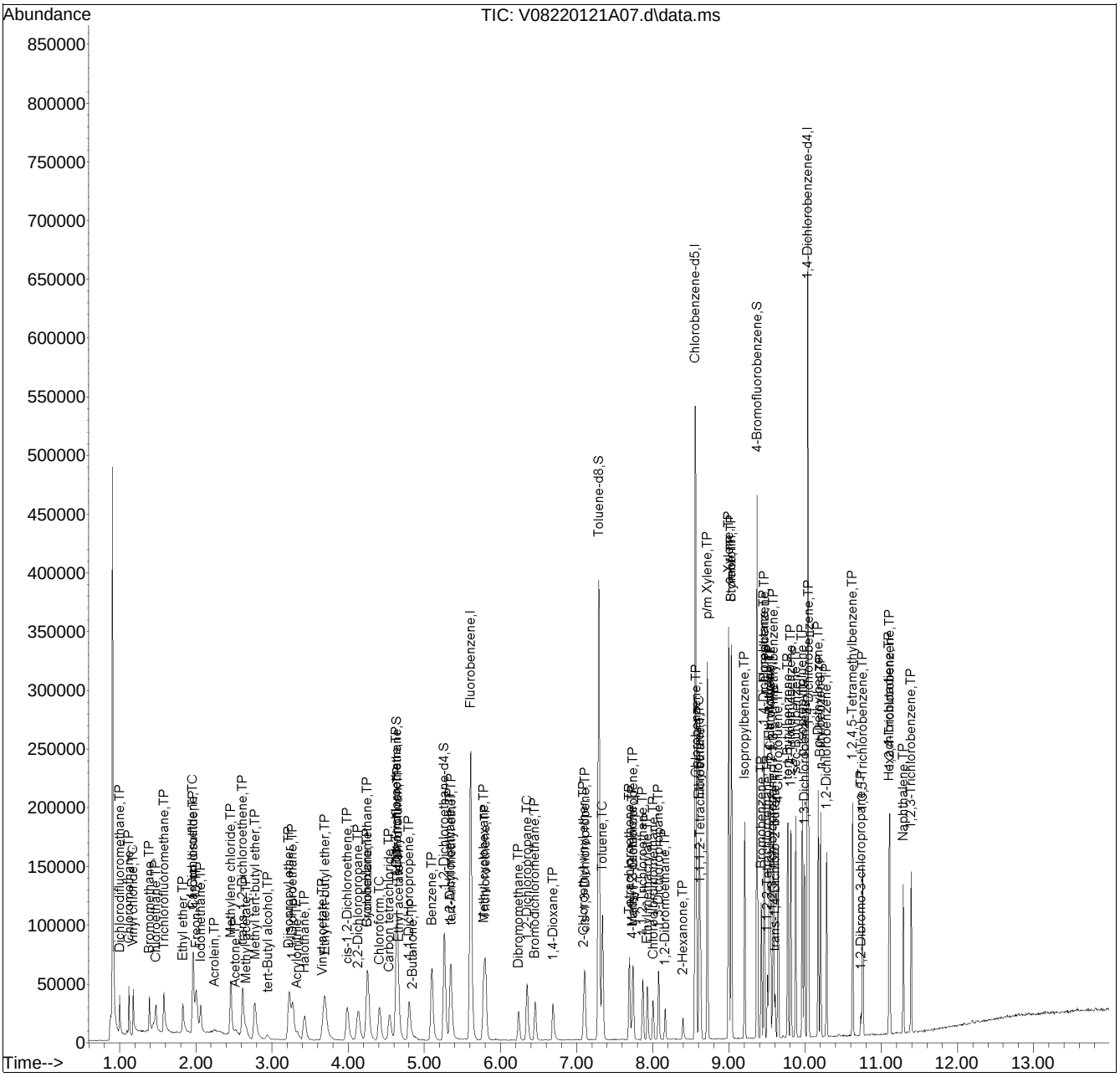

Manual Integration Report

Data Path	: I:\VOLATILES\VOA108\2022\2	Method	: V108_220121A_8260.m
Data File	: V08220121A07.d	Operator	: VOA108:MKS
Date Inj'd	: 1/21/2022 5:42 am	Instrument	: VOA 108
Sample	: I8260STD2PPB	Quant Date	: 1/24/2022 8:46 am

There are no manual integrations or false positives in this file.

Quantitation Report (QT Reviewed)

Data Path : I:\VOLATILES\VOA108\2022\220121\
Data File : V08220121A09.d
Acq On : 21 Jan 2022 6:22 am
Operator : VOA108:MKS
Sample : I8260STD10PPB
Misc : WG1597319
ALS Vial : 9 Sample Multiplier: 1

Quant Time: Jan 24 08:45:08 2022
Quant Method : I:\VOLATILES\VOA108\2022\220121\V108_220121A_8260.m
Quant Title : VOLATILES BY GC/MS
QLast Update : Mon Jan 24 08:44:52 2022
Response via : Initial Calibration

CCAL FILE(s) : 1 - I:\VOLATILES\VOA108\2022\220121\V08220121A09.d
Sub List : 8260-Curve - Megamix plus Diox

Compound	R.T.	QIon	Response	Conc	Units	Dev(Min)
Internal Standards						
1) Fluorobenzene	5.610	96	222351	10.000	ug/L	0.00
Standard Area 1 = 222351			Recovery = 100.00%			
59) Chlorobenzene-d5	8.556	117	167052	10.000	ug/L	0.00
Standard Area 1 = 167052			Recovery = 100.00%			
79) 1,4-Dichlorobenzene-d4	10.035	152	80447	10.000	ug/L	0.00
Standard Area 1 = 80447			Recovery = 100.00%			
System Monitoring Compounds						
36) Dibromofluoromethane	4.645	113	61191M2	10.000	ug/L	0.00
Spiked Amount 10.000	Range 70 - 130		Recovery = 100.00%			
43) 1,2-Dichloroethane-d4	5.264	65	70128	10.000	ug/L	0.00
Spiked Amount 10.000	Range 70 - 130		Recovery = 100.00%			
60) Toluene-d8	7.287	98	213522M1	10.000	ug/L	0.00
Spiked Amount 10.000	Range 70 - 130		Recovery = 100.00%			
83) 4-Bromofluorobenzene	9.369	95	77074	10.000	ug/L	0.00
Spiked Amount 10.000	Range 70 - 130		Recovery = 100.00%			
Target Compounds						Qvalue
2) Dichlorodifluoromethane	1.001	85	62682	10.000	ug/L	98
3) Chloromethane	1.122	50	71456	10.000	ug/L	99
4) Vinyl chloride	1.179	62	74163	10.000	ug/L	96
5) Bromomethane	1.389	94	38183	10.001	ug/L	94
6) Chloroethane	1.473	64	44868	10.022	ug/L	98
7) Trichlorofluoromethane	1.583	101	94532M1	10.000	ug/L	
8) Ethyl ether	1.829	74	30965M1	10.000	ug/L	
10) 1,1-Dichloroethene	1.960	96	51890M1	10.000	ug/L	
11) Carbon disulfide	1.966	76	156968	10.161	ug/L	95
12) Freon-113	2.008	101	53598M1	10.000	ug/L	
13) Iodomethane	2.065	142	71665	10.098	ug/L	88
14) Acrolein	2.238	56	6647M1	10.000	ug/L	
15) Methylene chloride	2.459	84	57490M1	10.000	ug/L	
17) Acetone	2.527	43	12468	10.727	ug/L	99
18) trans-1,2-Dichloroethene	2.616	96	57992M1	10.000	ug/L	
19) Methyl acetate	2.663	43	32633M1	10.000	ug/L	
20) Methyl tert-butyl ether	2.773	73	138332M2	10.000	ug/L	
21) tert-Butyl alcohol	2.936	59	20428M2	50.000	ug/L	
22) Diisopropyl ether	3.224	45	195473M2	10.000	ug/L	

Data Path : I:\VOLATILES\VOA108\2022\220121\
Data File : V08220121A09.d
Acq On : 21 Jan 2022 6:22 am
Operator : VOA108:MKS
Sample : I8260STD10PPB
Misc : WG1597319
ALS Vial : 9 Sample Multiplier: 1

Quant Time: Jan 24 08:45:08 2022
Quant Method : I:\VOLATILES\VOA108\2022\220121\V108_220121A_8260.m
Quant Title : VOLATILES BY GC/MS
QLast Update : Mon Jan 24 08:44:52 2022
Response via : Initial Calibration

CCAL FILE(s) : 1 - I:\VOLATILES\VOA108\2022\220121\V08220121A09.d
Sub List : 8260-Curve - Megamix plus Diox

Compound	R.T.	QIon	Response	Conc	Units		Dev(Min)
23) 1,1-Dichloroethane	3.271	63	115092M2	10.000	ug/L		
24) Halothane	3.423	117	44722M2	10.000	ug/L		
25) Acrylonitrile	3.334	53	17930M2	10.000	ug/L		
26) Ethyl tert-butyl ether	3.685	59	178852M2	10.000	ug/L		
27) Vinyl acetate	3.664	43	115994M2	10.000	ug/L		
28) cis-1,2-Dichloroethene	3.990	96	62142M2	10.000	ug/L		
29) 2,2-Dichloropropane	4.131	77	85465M2	10.000	ug/L		
30) Bromochloromethane	4.257	128	29105M2	10.000	ug/L		
31) Cyclohexane	4.252	56	106637M2	10.000	ug/L		
32) Chloroform	4.409	83	102602M3	10.000	ug/L		
33) Ethyl acetate	4.661	43	44008M2	10.000	ug/L		
34) Carbon tetrachloride	4.540	117	72461M2	10.000	ug/L		
35) Tetrahydrofuran	4.629	42	16510M2	10.000	ug/L		
37) 1,1,1-Trichloroethane	4.629	97	88029M2	10.000	ug/L		
39) 2-Butanone	4.844	43	23033M2	10.000	ug/L		
40) 1,1-Dichloropropene	4.802	75	74188M2	10.000	ug/L		
41) Benzene	5.101	78	221648	10.030	ug/L		95
42) tert-Amyl methyl ether	5.342	73	135202	10.011	ug/L		95
44) 1,2-Dichloroethane	5.342	62	81702	10.000	ug/L		98
47) Methyl cyclohexane	5.783	83	87608	10.000	ug/L		86
48) Trichloroethene	5.804	95	57408	10.000	ug/L		94
50) Dibromomethane	6.234	93	33349	10.000	ug/L		97
51) 1,2-Dichloropropane	6.349	63	62610	10.000	ug/L		95
53) 2-Chloroethyl vinyl ether	7.093	63	30269M3	10.000	ug/L		
54) Bromodichloromethane	6.454	83	73077	10.000	ug/L		98
57) 1,4-Dioxane	6.684	88	25788M3	500.000	ug/L		
58) cis-1,3-Dichloropropene	7.109	75	84674M3	10.000	ug/L		
61) Toluene	7.340	92	136910M1	10.000	ug/L		
62) 4-Methyl-2-pentanone	7.728	58	15833	10.000	ug/L	#	91
63) Tetrachloroethene	7.691	166	55686	10.000	ug/L		93
65) trans-1,3-Dichloropropene	7.744	75	69887	10.000	ug/L		95
67) Ethyl methacrylate	7.927	69	56089	10.000	ug/L		97
68) 1,1,2-Trichloroethane	7.869	83	35489	10.000	ug/L		93
69) Chlorodibromomethane	8.006	129	46606	10.000	ug/L		97
70) 1,3-Dichloropropane	8.074	76	76269	10.000	ug/L		100
71) 1,2-Dibromoethane	8.163	107	42802	10.000	ug/L		100
72) 2-Hexanone	8.394	43	28497	10.000	ug/L		96
73) Chlorobenzene	8.572	112	149907	10.000	ug/L		92
74) Ethylbenzene	8.609	91	260310	10.000	ug/L		98
75) 1,1,1,2-Tetrachloroethane	8.630	131	48806	10.000	ug/L		95

Quantitation Report (QT Reviewed)

Data Path : I:\VOLATILES\VOA108\2022\220121\
Data File : V08220121A09.d
Acq On : 21 Jan 2022 6:22 am
Operator : VOA108:MKS
Sample : I8260STD10PPB
Misc : WG1597319
ALS Vial : 9 Sample Multiplier: 1

Quant Time: Jan 24 08:45:08 2022
Quant Method : I:\VOLATILES\VOA108\2022\220121\V108_220121A_8260.m
Quant Title : VOLATILES BY GC/MS
QLast Update : Mon Jan 24 08:44:52 2022
Response via : Initial Calibration

CCAL FILE(s) : 1 - I:\VOLATILES\VOA108\2022\220121\V08220121A09.d
Sub List : 8260-Curve - Megamix plus Diox

	Compound	R.T.	QIon	Response	Conc	Units	Dev(Min)
76)	p/m Xylene	8.713	106	199282	20.000	ug/L	98
77)	o Xylene	8.997	106	192961	20.000	ug/L	92
78)	Styrene	9.033	104	329793	20.000	ug/L	88
80)	Bromoform	9.033	173	24793	10.000	ug/L	95
82)	Isopropylbenzene	9.206	105	255733	10.000	ug/L	95
84)	Bromobenzene	9.427	156	60921	10.000	ug/L	99
85)	n-Propylbenzene	9.463	91	303385	10.000	ug/L	95
86)	1,4-Dichlorobutane	9.458	55	87651	10.000	ug/L	97
87)	1,1,2,2-Tetrachloroethane	9.505	83	49113	10.000	ug/L	100
88)	4-Ethyltoluene	9.531	105	251148	10.000	ug/L	95
89)	2-Chlorotoluene	9.542	91	208555	10.000	ug/L	94
90)	1,3,5-Trimethylbenzene	9.584	105	209508	10.000	ug/L	89
91)	1,2,3-Trichloropropane	9.573	75	41865	10.000	ug/L	98
92)	trans-1,4-Dichloro-2-b...	9.605	53	16305	10.000	ug/L	95
93)	4-Chlorotoluene	9.647	91	186320	10.000	ug/L	93
94)	tert-Butylbenzene	9.773	119	185608	10.000	ug/L	97
97)	1,2,4-Trimethylbenzene	9.809	105	206595	10.000	ug/L	92
98)	sec-Butylbenzene	9.877	105	274403	10.000	ug/L	97
99)	p-Isopropyltoluene	9.961	119	238898	10.000	ug/L	95
100)	1,3-Dichlorobenzene	9.993	146	117055	10.000	ug/L	99
101)	1,4-Dichlorobenzene	10.045	146	118299	10.000	ug/L	98
102)	p-Diethylbenzene	10.171	119	139915	10.000	ug/L	94
103)	n-Butylbenzene	10.203	91	205881	10.000	ug/L	98
104)	1,2-Dichlorobenzene	10.281	146	110647	10.000	ug/L	98
105)	1,2,4,5-Tetramethylben...	10.622	119	220734	10.000	ug/L	98
106)	1,2-Dibromo-3-chloropr...	10.732	155	7348	10.000	ug/L	94
107)	1,3,5-Trichlorobenzene	10.753	180	89044	10.000	ug/L	95
108)	Hexachlorobutadiene	11.104	225	39138	10.000	ug/L	95
109)	1,2,4-Trichlorobenzene	11.110	180	80716	10.000	ug/L	98
110)	Naphthalene	11.288	128	174899	10.000	ug/L	100
111)	1,2,3-Trichlorobenzene	11.393	180	73762	10.000	ug/L	98

(#) = qualifier out of range (m) = manual integration (+) = signals summed

Quantitation Report (QT Reviewed)

Data Path : I:\VOLATILES\VOA108\2022\220121\
Data File : V08220121A09.d
Acq On : 21 Jan 2022 6:22 am
Operator : VOA108:MKS
Sample : I8260STD10PPB
Misc : WG1597319
ALS Vial : 9 Sample Multiplier: 1

Quant Time: Jan 24 08:45:08 2022
Quant Method : I:\VOLATILES\VOA108\2022\220121\V108_220121A_8260.m
Quant Title : VOLATILES BY GC/MS
QLast Update : Mon Jan 24 08:44:52 2022
Response via : Initial Calibration

Sub List : 8260-Curve - Megamix plus Diox20121\V08220121A09.d•

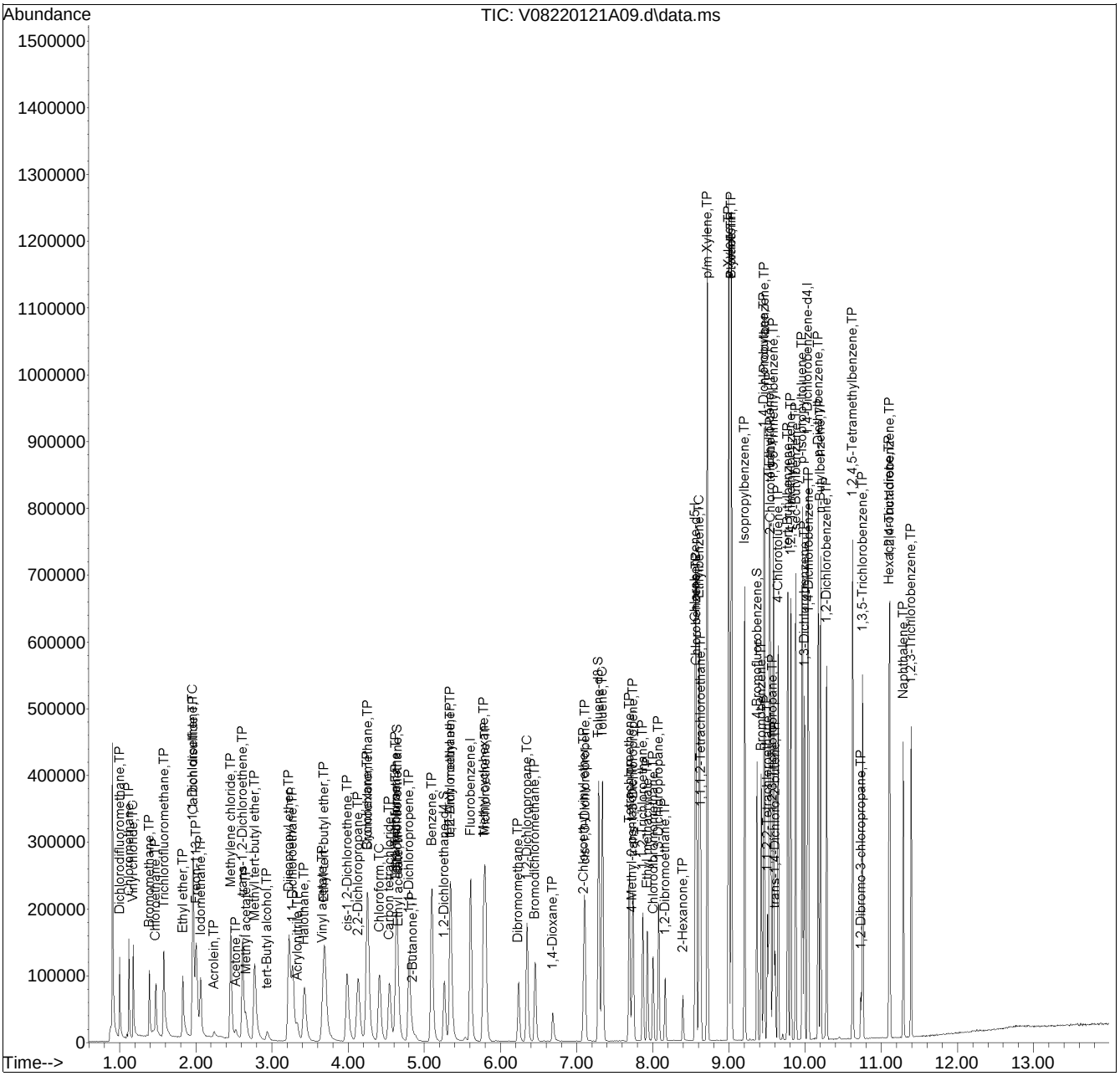

Manual Integration Report

Data Path : I:\VOLATILES\VOA108\2022\2Q
Data File : V08220121A09.d
Date Inj'd : 1/21/2022 6:22 am
Sample : I8260STD10PPB

Method : V108_220121A_8260.m
Operator : VOA108:MKS
Instrument : VOA 108
Quant Date : 1/24/2022 8:45 am

Compound #7: Trichlorofluoromethane

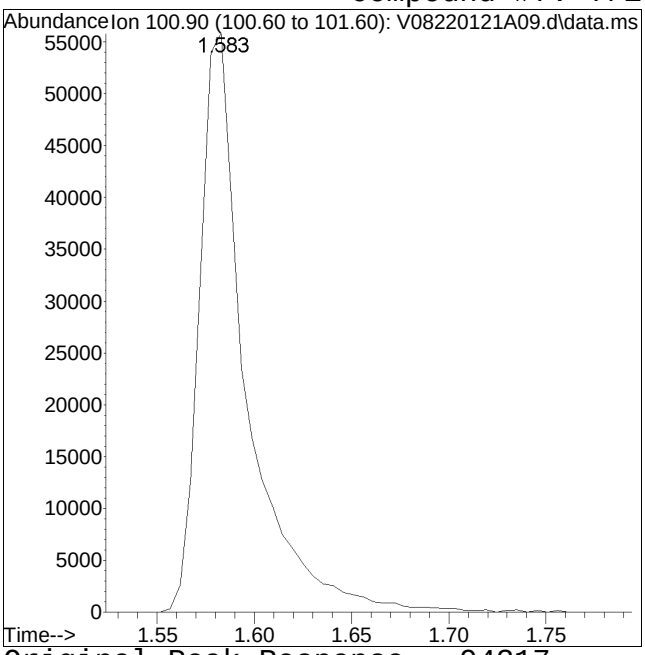

Original Peak Response = 94317

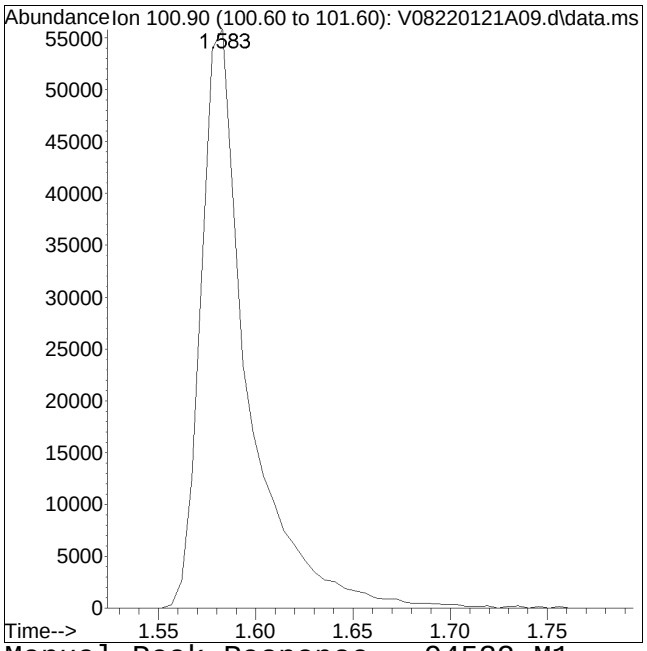

Manual Peak Response = 94532 M1

M1 = Split or tailing peak, auto integration stopped early resulting in false low area count.

Manual Integration Report

Data Path : I:\VOLATILES\VOA108\2022\2QMethod : V108_220121A_8260.m
Data File : V08220121A09.d Operator : VOA108:MKS
Date Inj'd : 1/21/2022 6:22 am Instrument : VOA 108
Sample : I8260STD10PPB Quant Date : 1/24/2022 8:45 am

Compound #8: Ethyl ether

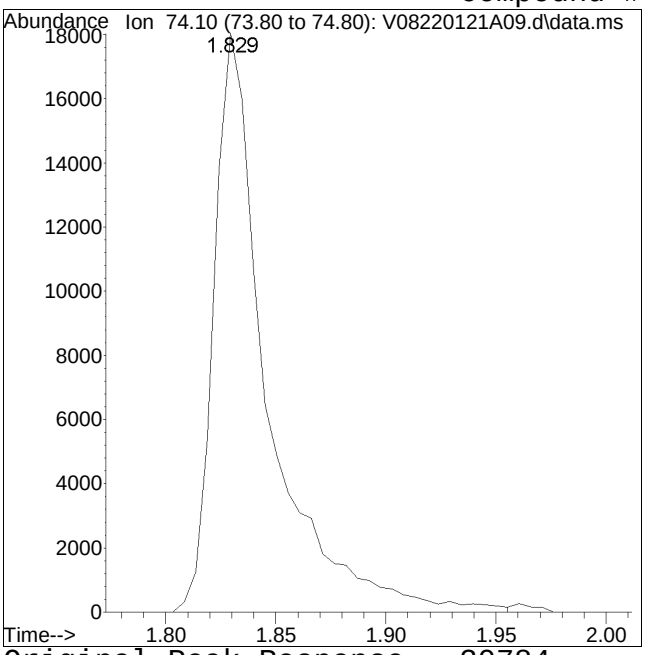

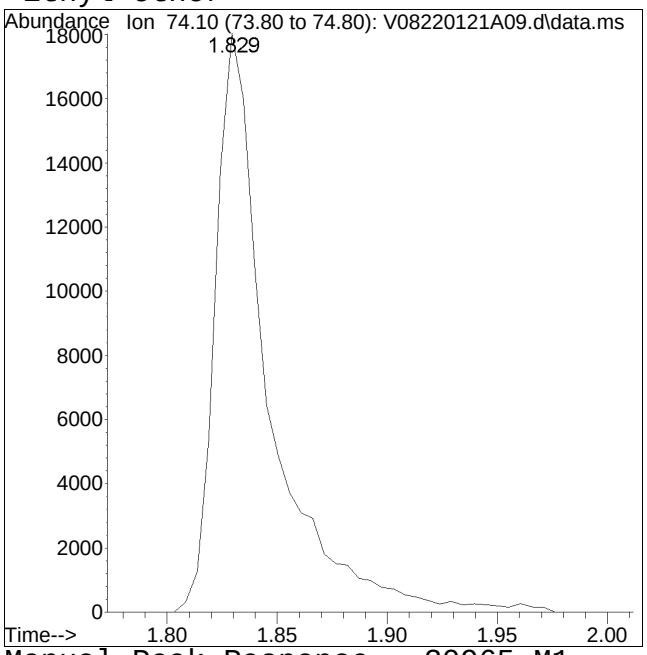

Original Peak Response = 30784 Manual Peak Response = 30965 M1
M1 = Split or tailing peak, auto integration stopped early resulting in false low area count.

Manual Integration Report

Data Path : I:\VOLATILES\VOA108\2022\2Q
Data File : V08220121A09.d
Date Inj'd : 1/21/2022 6:22 am
Sample : I8260STD10PPB

Method : V108_220121A_8260.m
Operator : VOA108:MKS
Instrument : VOA 108
Quant Date : 1/24/2022 8:45 am

Compound #10: 1,1-Dichloroethene

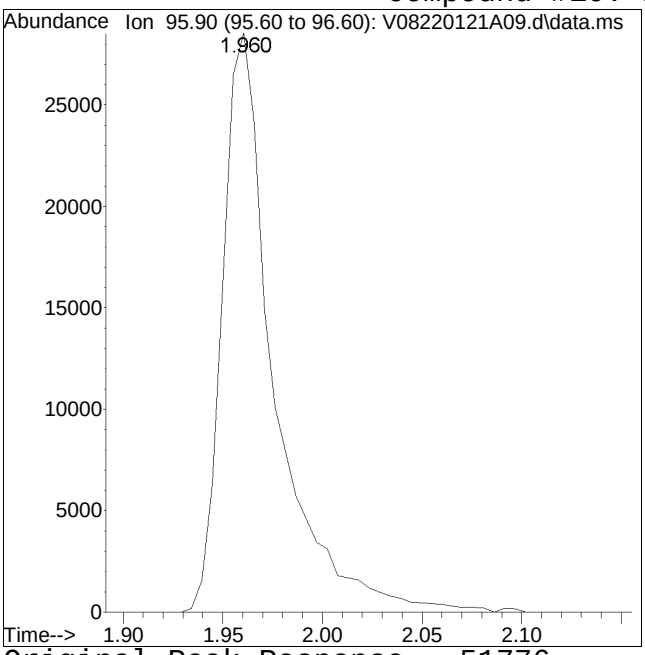

Original Peak Response = 51776

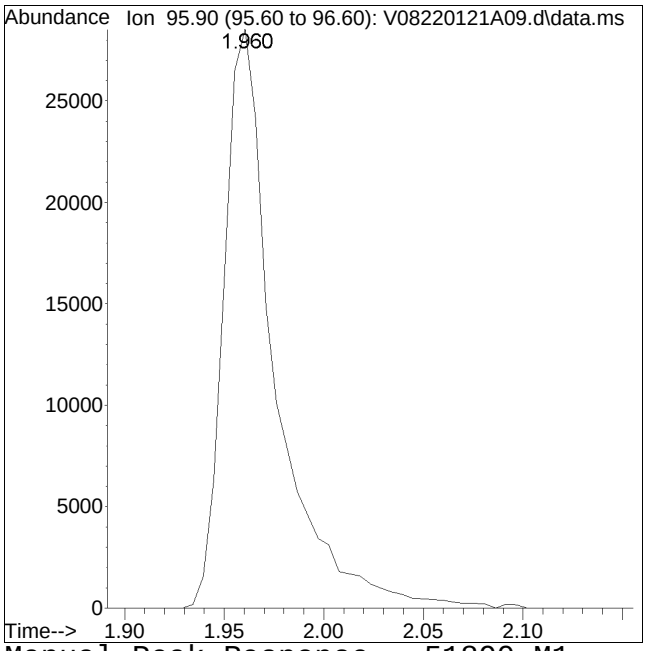

Manual Peak Response = 51890 M1

M1 = Split or tailing peak, auto integration stopped early resulting in false low area count.

Manual Integration Report

Data Path : I:\VOLATILES\VOA108\2022\2Q
Data File : V08220121A09.d
Date Inj'd : 1/21/2022 6:22 am
Sample : I8260STD10PPB

Method : V108_220121A_8260.m
Operator : VOA108:MKS
Instrument : VOA 108
Quant Date : 1/24/2022 8:45 am

Compound #12: Freon-113

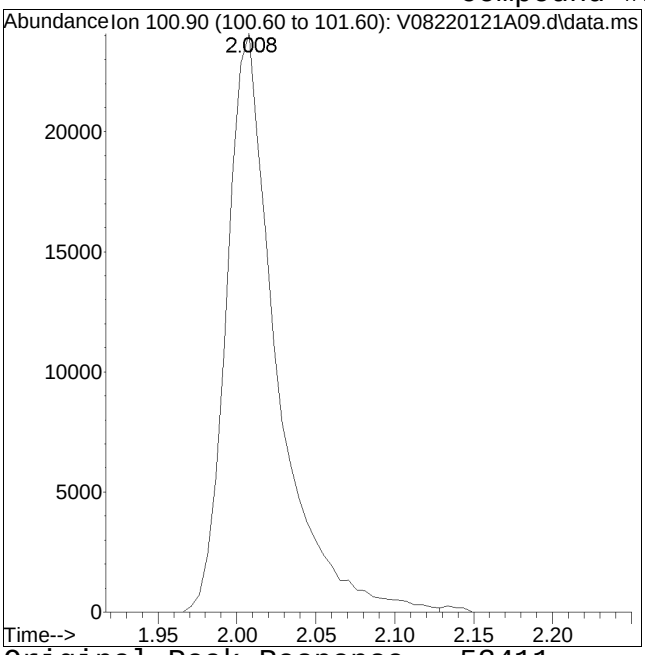

Original Peak Response = 53411

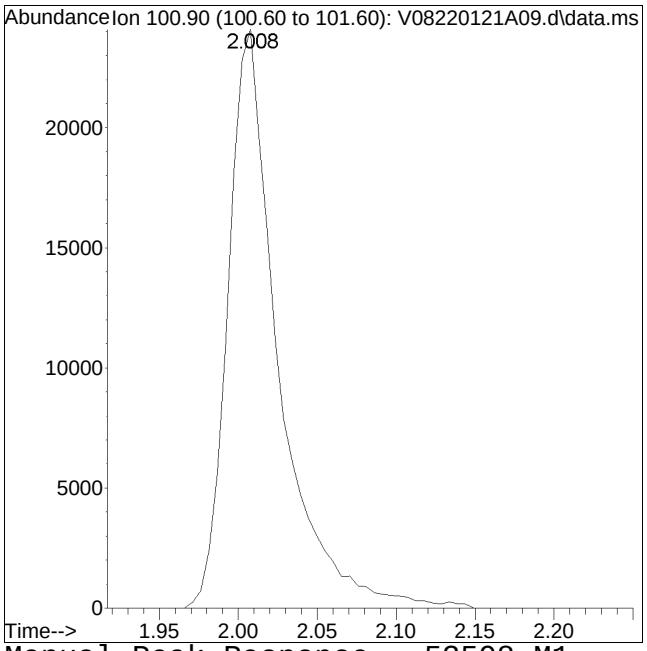

Manual Peak Response = 53598 M1

M1 = Split or tailing peak, auto integration stopped early resulting in false low area count.

Manual Integration Report

Data Path : I:\VOLATILES\VOA108\2022\2QMethod : V108_220121A_8260.m
Data File : V08220121A09.d Operator : VOA108:MKS
Date Inj'd : 1/21/2022 6:22 am Instrument : VOA 108
Sample : I8260STD10PPB Quant Date : 1/24/2022 8:45 am

Compound #14: Acrolein

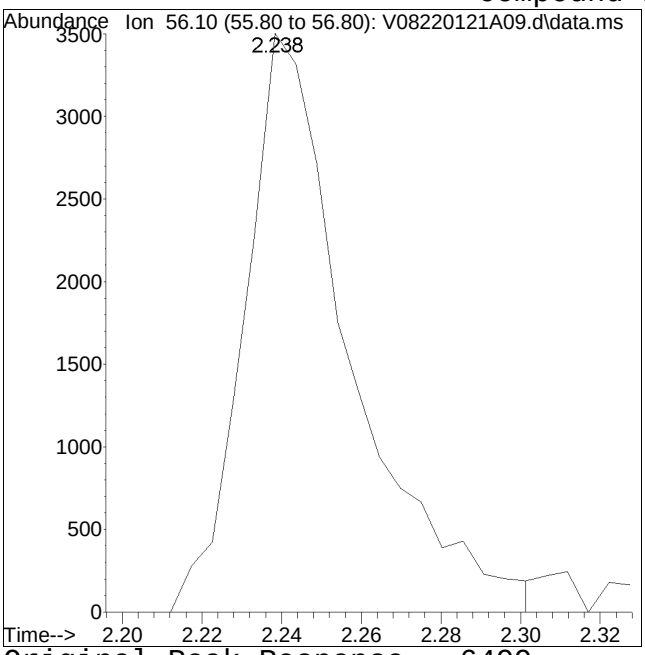

Original Peak Response = 6499

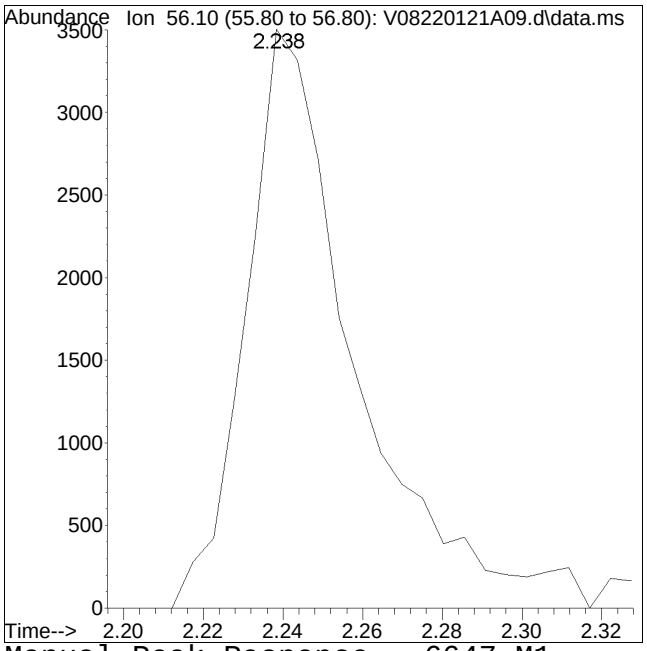

Manual Peak Response = 6647 M1

M1 = Split or tailing peak, auto integration stopped early resulting in false low area count.

Manual Integration Report

Data Path : I:\VOLATILES\VOA108\2022\2Q
Data File : V08220121A09.d
Date Inj'd : 1/21/2022 6:22 am
Sample : I8260STD10PPB

Method : V108_220121A_8260.m
Operator : VOA108:MKS
Instrument : VOA 108
Quant Date : 1/24/2022 8:45 am

Compound #15: Methylene chloride

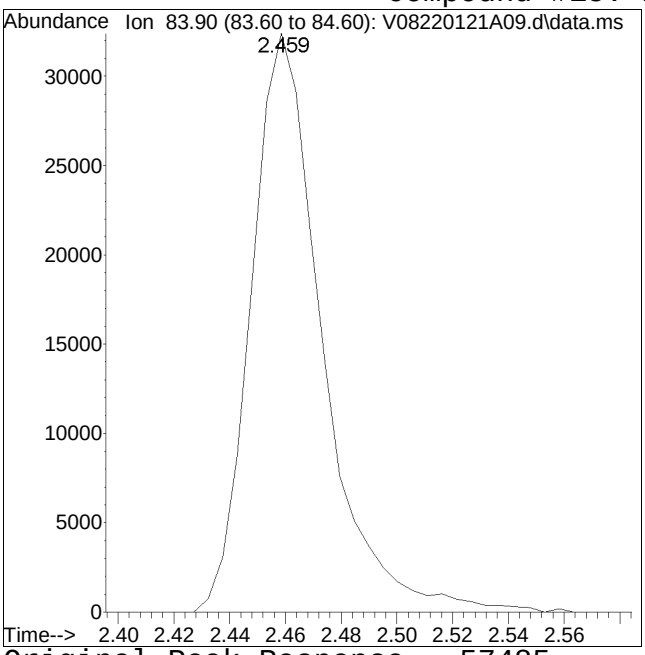

Original Peak Response = 57485

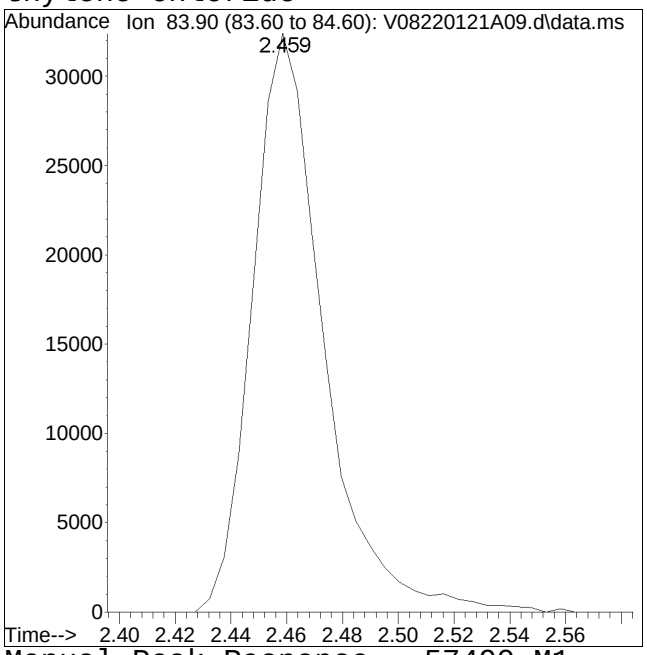

Manual Peak Response = 57490 M1

M1 = Split or tailing peak, auto integration stopped early resulting in false low area count.

Manual Integration Report

Data Path : I:\VOLATILES\VOA108\2022\2QMethod : V108_220121A_8260.m
Data File : V08220121A09.d Operator : VOA108:MKS
Date Inj'd : 1/21/2022 6:22 am Instrument : VOA 108
Sample : I8260STD10PPB Quant Date : 1/24/2022 8:45 am

Compound #18: trans-1,2-Dichloroethene

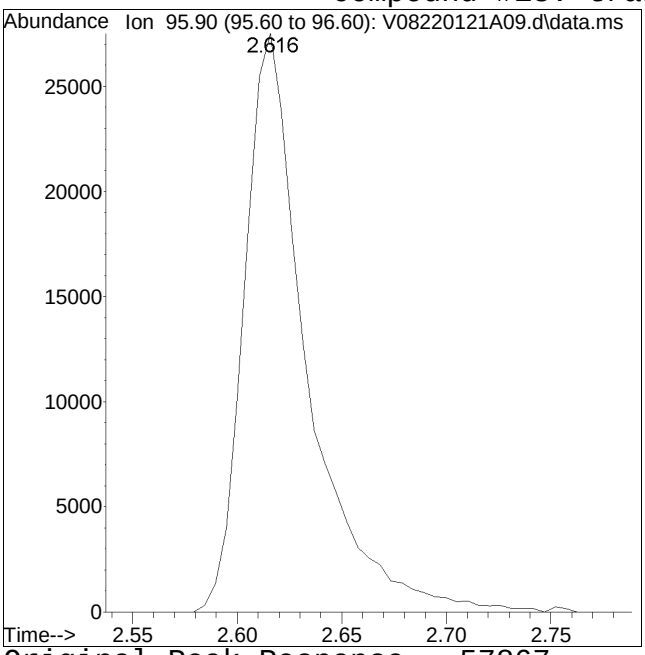

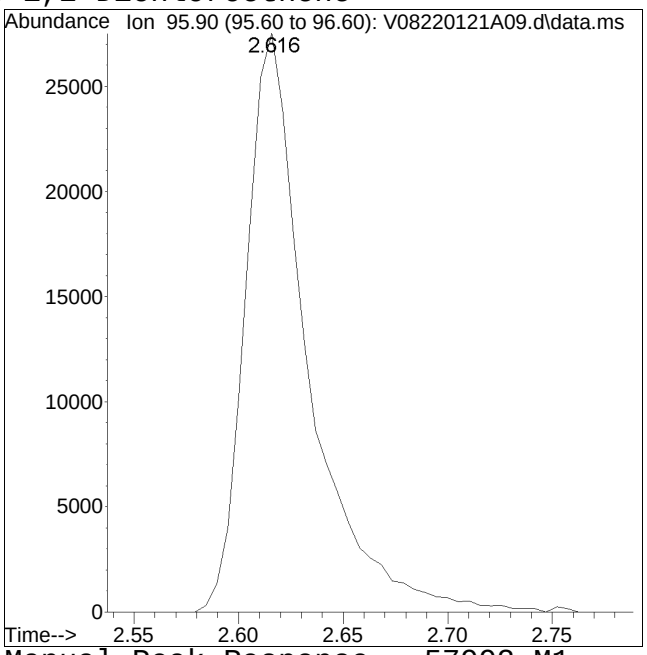

Original Peak Response = 57867 Manual Peak Response = 57992 M1
M1 = Split or tailing peak, auto integration stopped early resulting in false low area count.

Manual Integration Report

Data Path : I:\VOLATILES\VOA108\2022\2QMethod : V108_220121A_8260.m
Data File : V08220121A09.d Operator : VOA108:MKS
Date Inj'd : 1/21/2022 6:22 am Instrument : VOA 108
Sample : I8260STD10PPB Quant Date : 1/24/2022 8:45 am

Compound #19: Methyl acetate

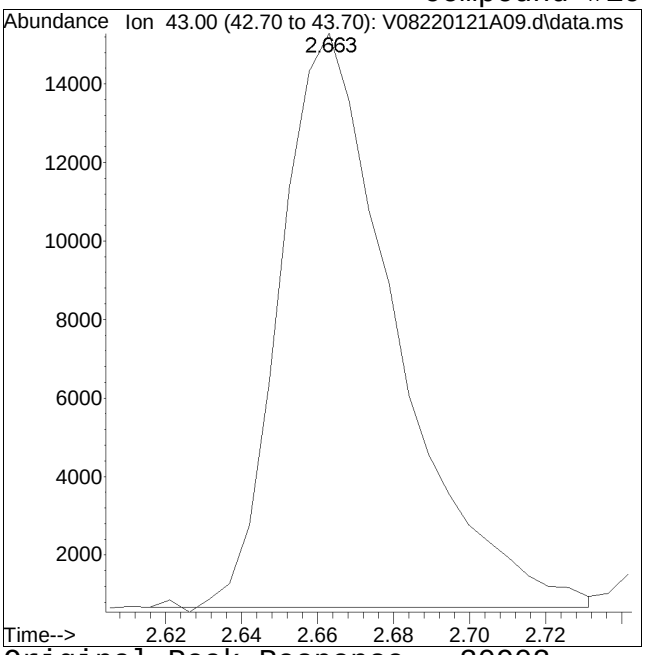

Original Peak Response = 30902

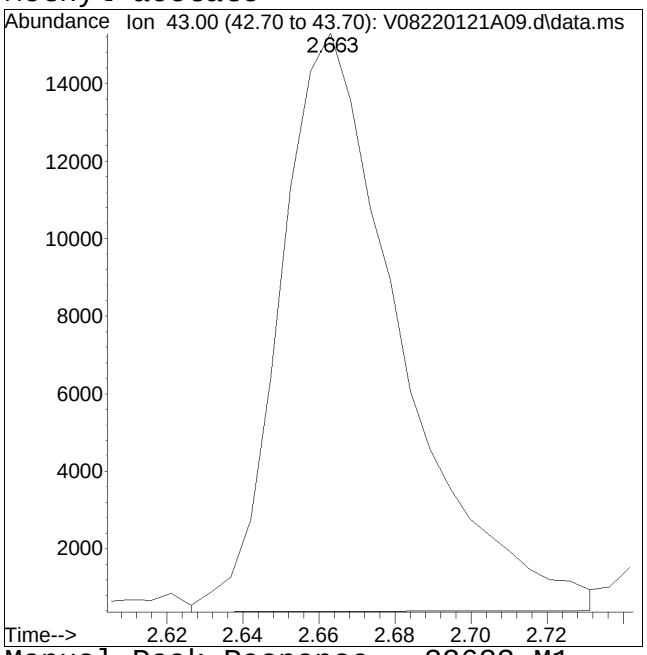

Manual Peak Response = 32633 M1

M1 = Split or tailing peak, auto integration stopped early resulting in false low area count.

Manual Integration Report

Data Path : I:\VOLATILES\VOA108\2022\2Q
Data File : V08220121A09.d
Date Inj'd : 1/21/2022 6:22 am
Sample : I8260STD10PPB

Method : V108_220121A_8260.m
Operator : VOA108:MKS
Instrument : VOA 108
Quant Date : 1/24/2022 8:45 am

Compound #20: Methyl tert-butyl ether

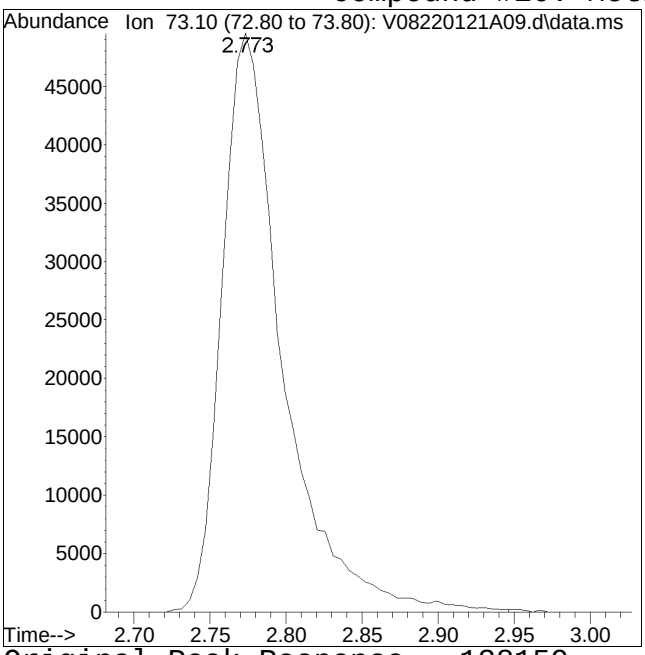

Original Peak Response = 138159

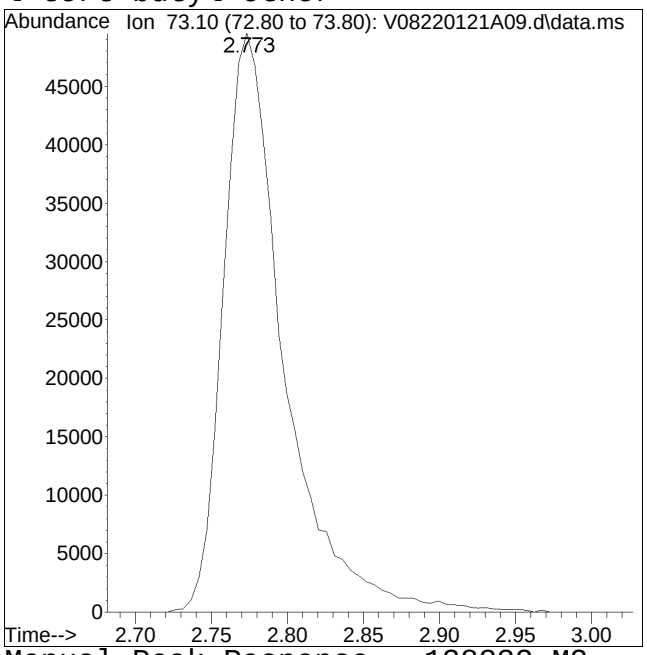

Manual Peak Response = 138332 M2

M2 = Peak not found by automatic integration algorithm.

Manual Integration Report

Data Path : I:\VOLATILES\VOA108\2022\2Q
Data File : V08220121A09.d
Date Inj'd : 1/21/2022 6:22 am
Sample : I8260STD10PPB

Method : V108_220121A_8260.m
Operator : VOA108:MKS
Instrument : VOA 108
Quant Date : 1/24/2022 8:45 am

Compound #21: tert-Butyl alcohol

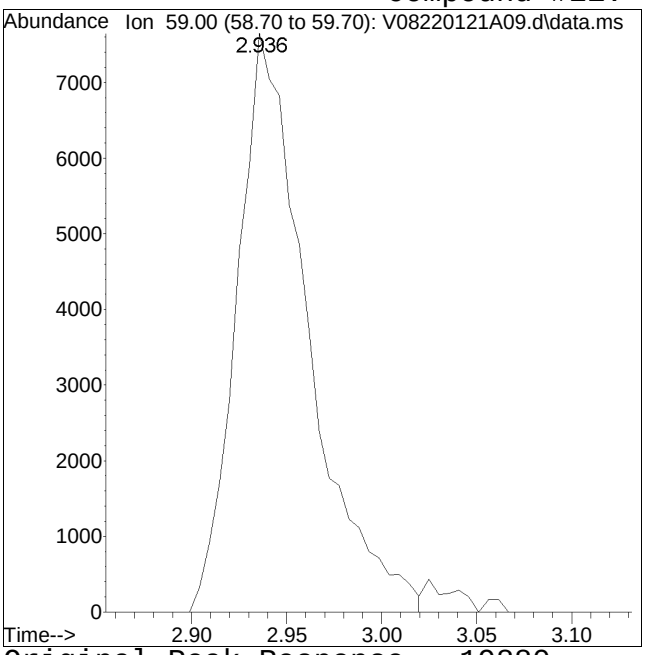

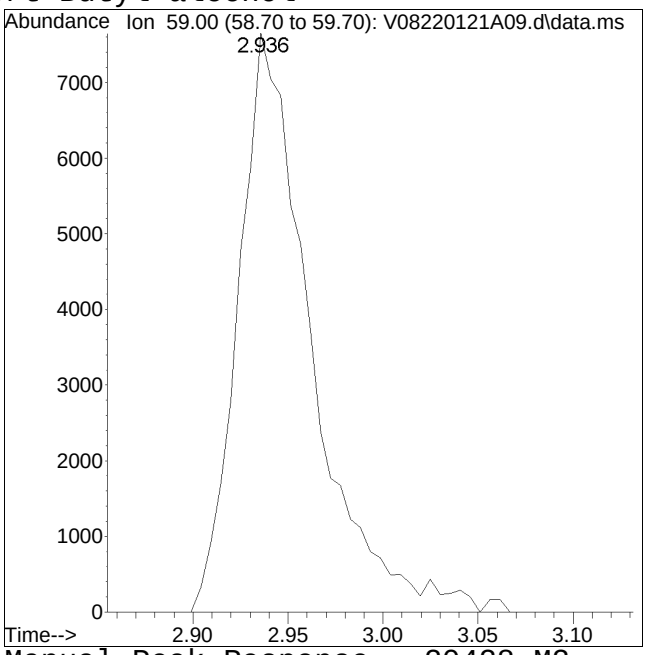

Original Peak Response = 19880 Manual Peak Response = 20428 M2
M2 = Peak not found by automatic integration algorithm.

Manual Integration Report

Data Path : I:\VOLATILES\VOA108\2022\2QMethod : V108_220121A_8260.m
Data File : V08220121A09.d Operator : VOA108:MKS
Date Inj'd : 1/21/2022 6:22 am Instrument : VOA 108
Sample : I8260STD10PPB Quant Date : 1/24/2022 8:45 am

Compound #22: Diisopropyl ether

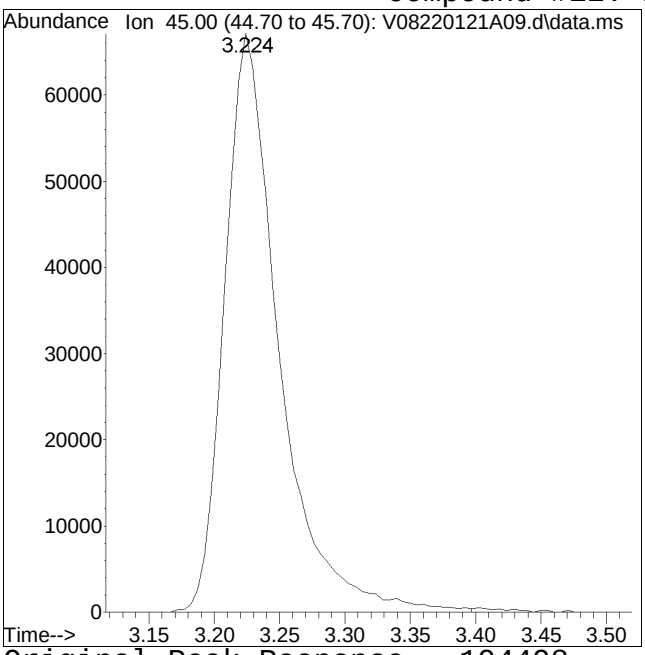

Original Peak Response = 194498

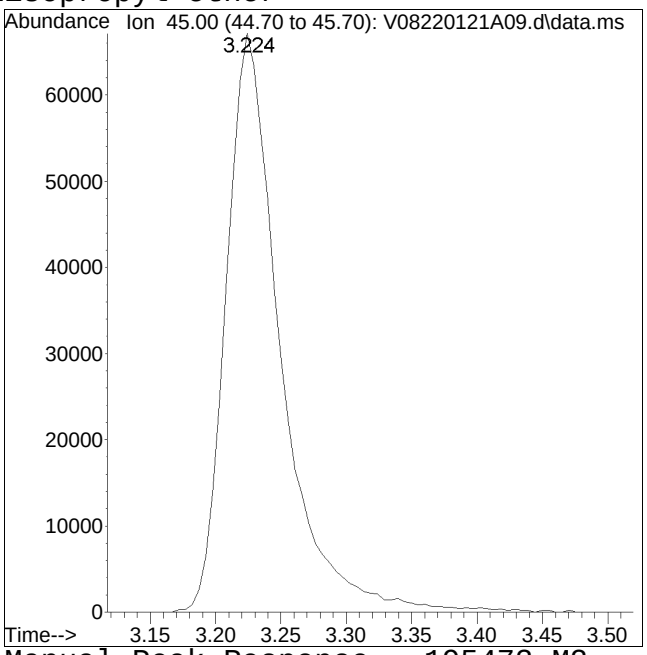

Manual Peak Response = 195473 M2

M2 = Peak not found by automatic integration algorithm.

Manual Integration Report

Data Path : I:\VOLATILES\VOA108\2022\2Q
Data File : V08220121A09.d
Date Inj'd : 1/21/2022 6:22 am
Sample : I8260STD10PPB

Method : V108_220121A_8260.m
Operator : VOA108:MKS
Instrument : VOA 108
Quant Date : 1/24/2022 8:45 am

Compound #23: 1,1-Dichloroethane

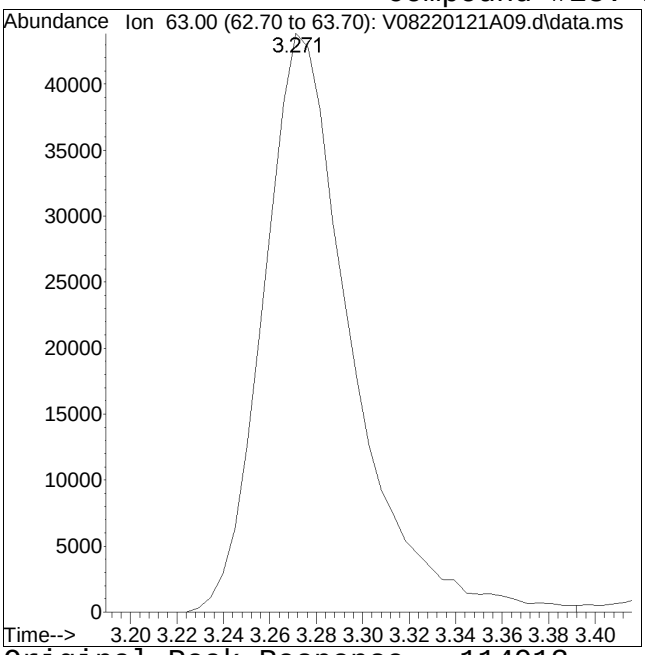

Original Peak Response = 114913

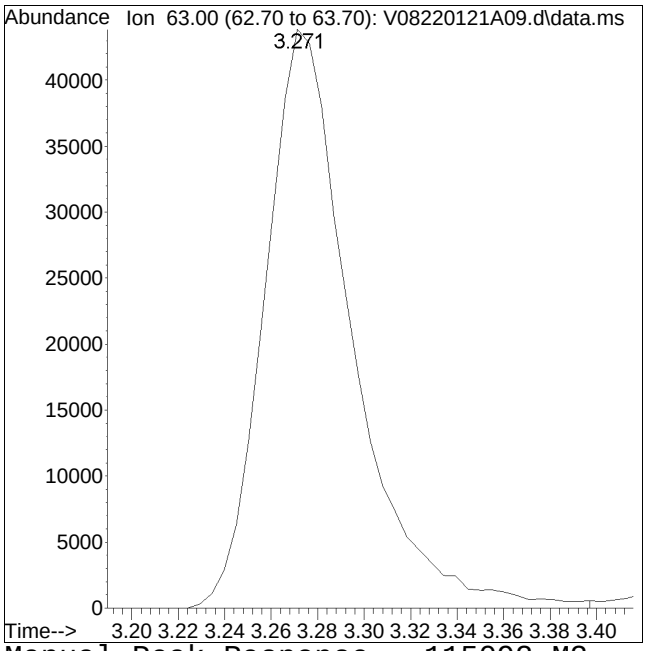

Manual Peak Response = 115092 M2

M2 = Peak not found by automatic integration algorithm.

Manual Integration Report

Data Path : I:\VOLATILES\VOA108\2022\2Q
Data File : V08220121A09.d
Date Inj'd : 1/21/2022 6:22 am
Sample : I8260STD10PPB

Method : V108_220121A_8260.m
Operator : VOA108:MKS
Instrument : VOA 108
Quant Date : 1/24/2022 8:45 am

Compound #24: Halothane

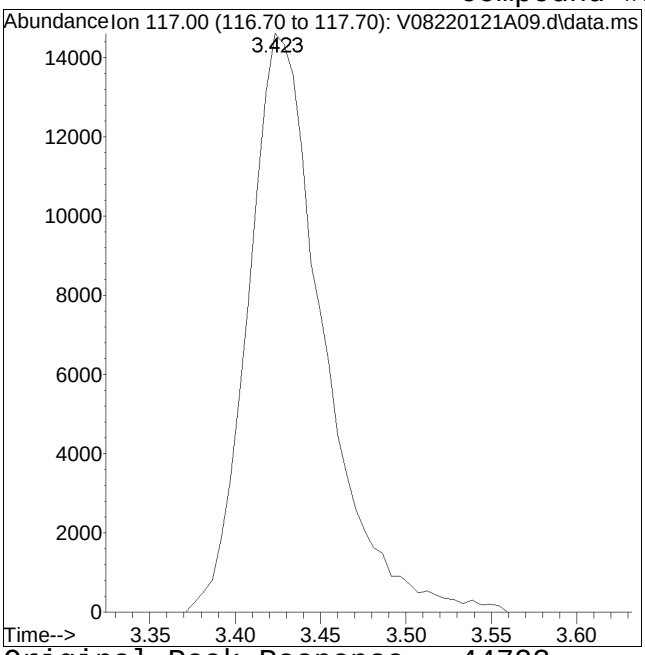

Original Peak Response = 44723

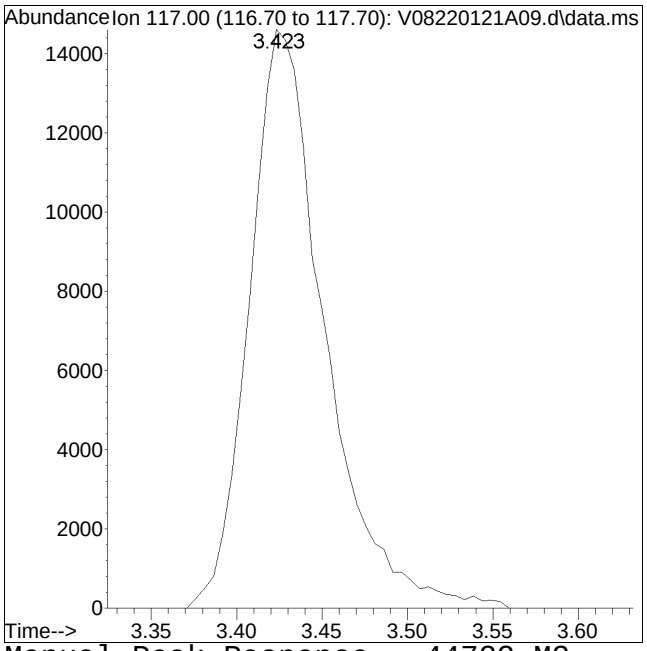

Manual Peak Response = 44722 M2

M2 = Peak not found by automatic integration algorithm.

Manual Integration Report

Data Path : I:\VOLATILES\VOA108\2022\2Q
Data File : V08220121A09.d
Date Inj'd : 1/21/2022 6:22 am
Sample : I8260STD10PPB

Method : V108_220121A_8260.m
Operator : VOA108:MKS
Instrument : VOA 108
Quant Date : 1/24/2022 8:45 am

Compound #25: Acrylonitrile

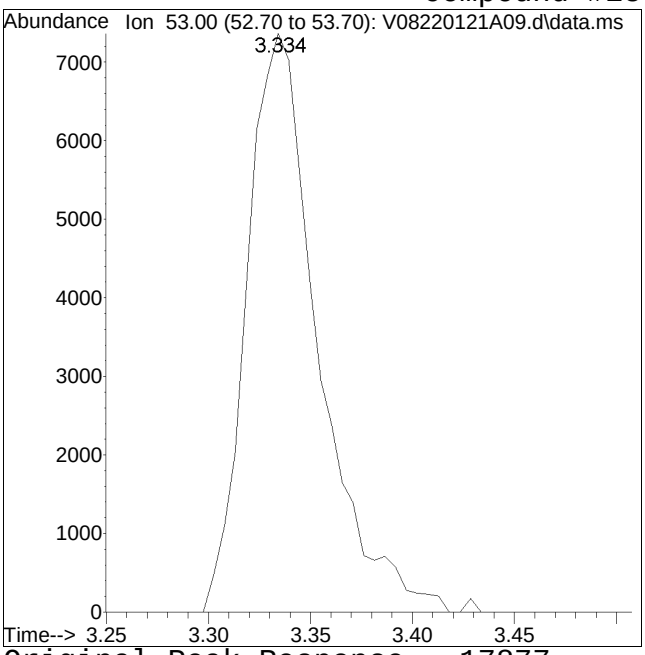

Original Peak Response = 17877

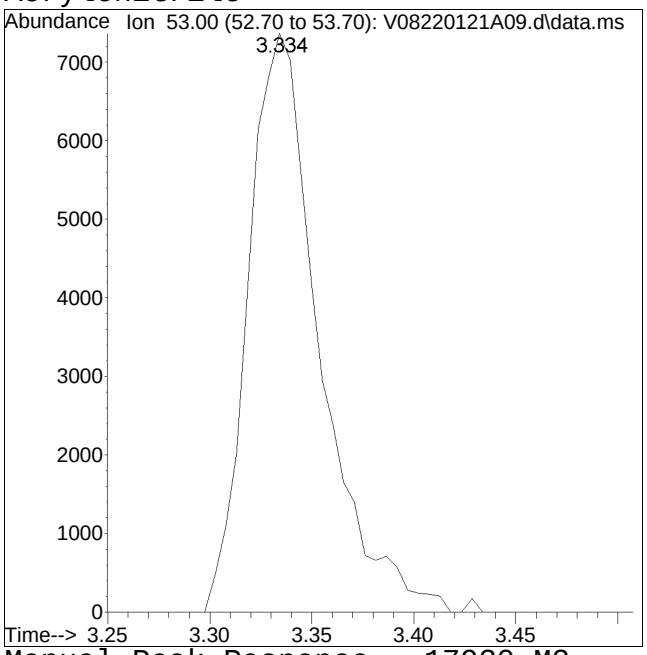

Manual Peak Response = 17930 M2

M2 = Peak not found by automatic integration algorithm.

Manual Integration Report

Data Path : I:\VOLATILES\VOA108\2022\2QMethod : V108_220121A_8260.m
Data File : V08220121A09.d Operator : VOA108:MKS
Date Inj'd : 1/21/2022 6:22 am Instrument : VOA 108
Sample : I8260STD10PPB Quant Date : 1/24/2022 8:45 am

Compound #26: Ethyl tert-butyl ether

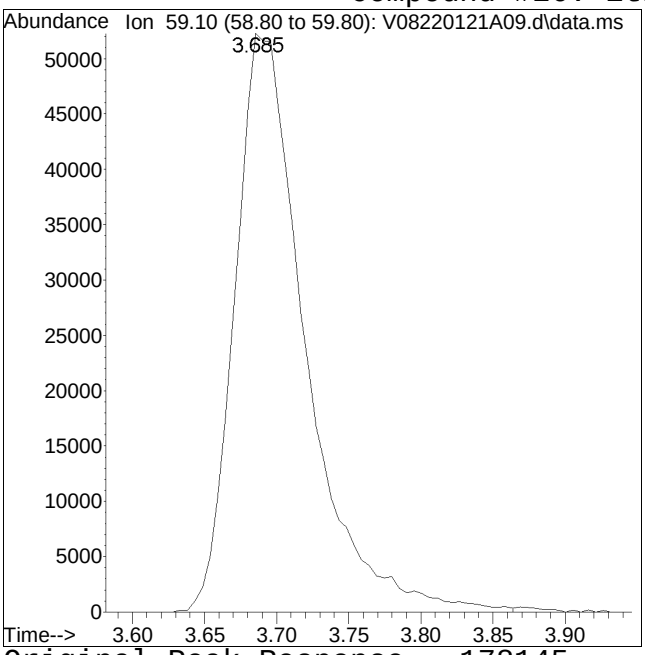

Original Peak Response = 178145

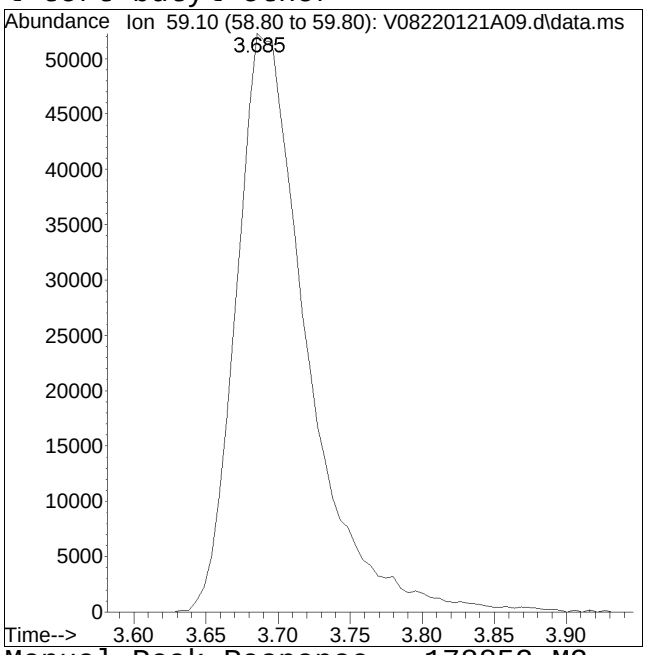

Manual Peak Response = 178852 M2

M2 = Peak not found by automatic integration algorithm.

Manual Integration Report

Data Path : I:\VOLATILES\VOA108\2022\2QMethod : V108_220121A_8260.m
Data File : V08220121A09.d Operator : VOA108:MKS
Date Inj'd : 1/21/2022 6:22 am Instrument : VOA 108
Sample : I8260STD10PPB Quant Date : 1/24/2022 8:45 am

Compound #27: Vinyl acetate

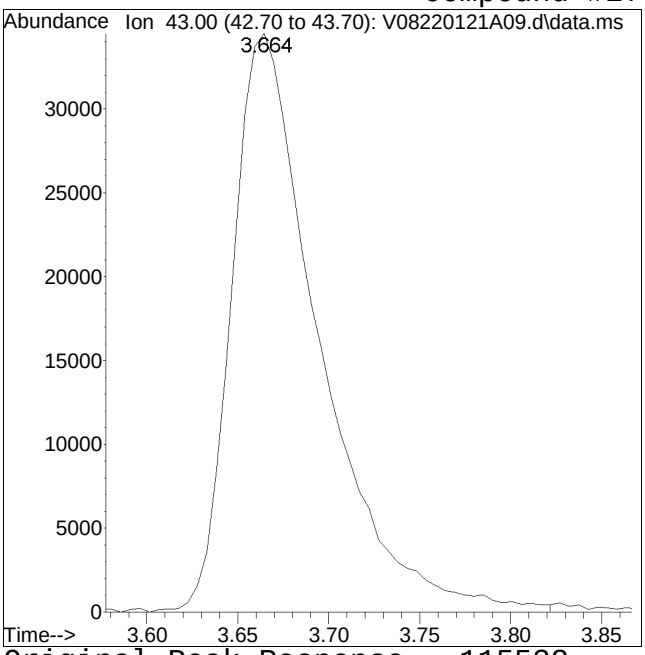

Original Peak Response = 115532

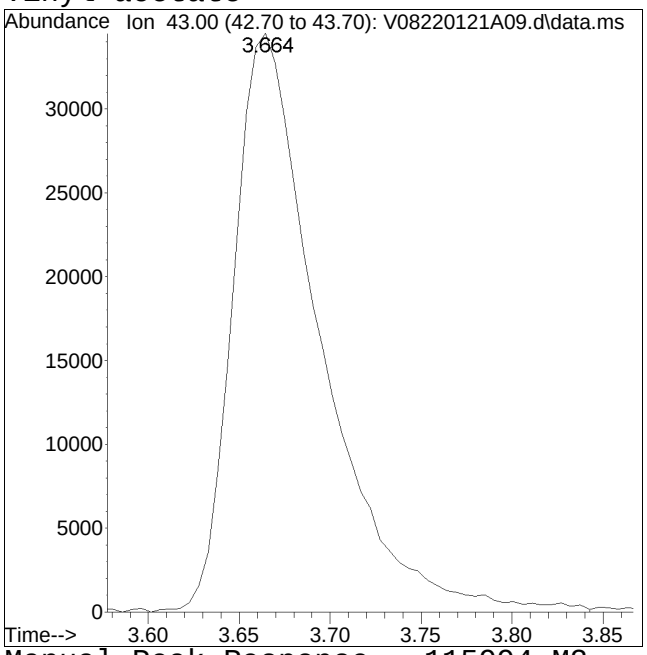

Manual Peak Response = 115994 M2

M2 = Peak not found by automatic integration algorithm.

Manual Integration Report

Data Path : I:\VOLATILES\VOA108\2022\2Q
Data File : V08220121A09.d
Date Inj'd : 1/21/2022 6:22 am
Sample : I8260STD10PPB

Method : V108_220121A_8260.m
Operator : VOA108:MKS
Instrument : VOA 108
Quant Date : 1/24/2022 8:45 am

Compound #28: cis-1,2-Dichloroethene

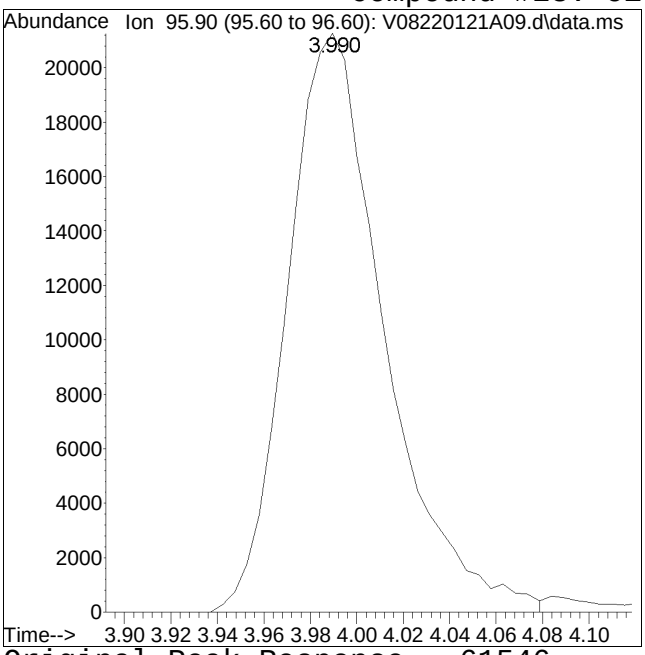

Original Peak Response = 61546

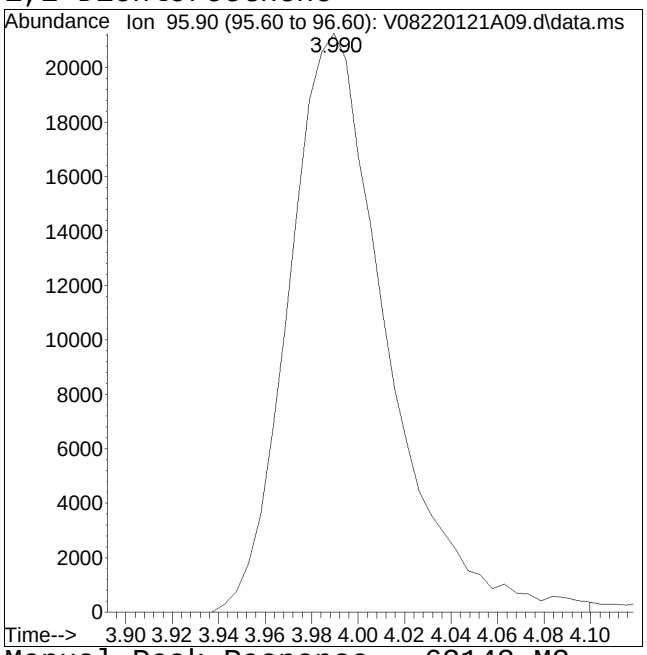

Manual Peak Response = 62142 M2

M2 = Peak not found by automatic integration algorithm.

Manual Integration Report

Data Path : I:\VOLATILES\VOA108\2022\2QMethod : V108_220121A_8260.m
Data File : V08220121A09.d Operator : VOA108:MKS
Date Inj'd : 1/21/2022 6:22 am Instrument : VOA 108
Sample : I8260STD10PPB Quant Date : 1/24/2022 8:45 am

Compound #29: 2,2-Dichloropropane

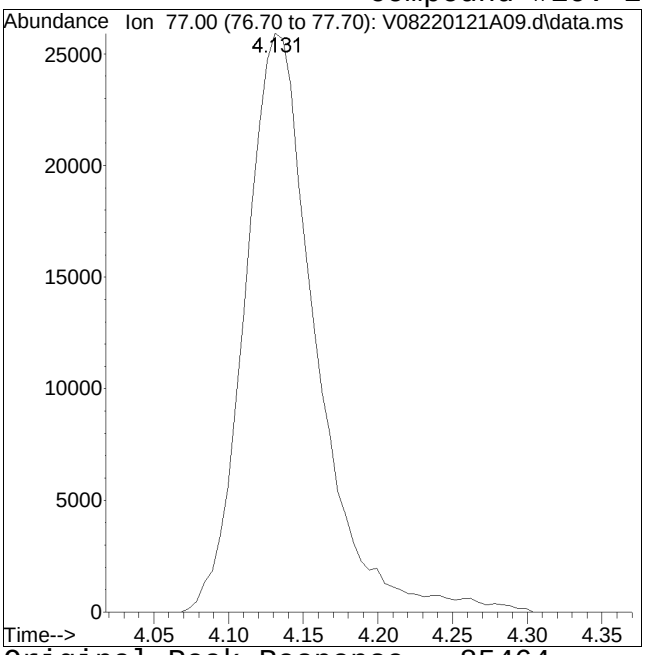

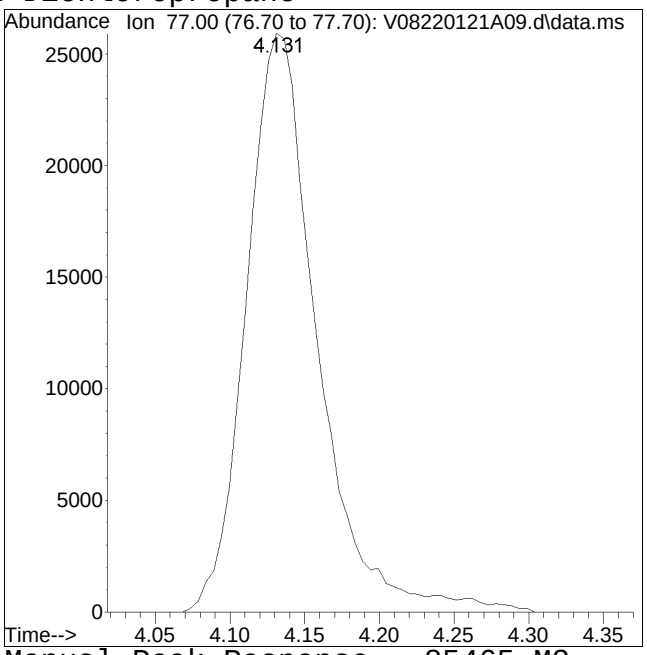

Original Peak Response = 85464 Manual Peak Response = 85465 M2
M2 = Peak not found by automatic integration algorithm.

Manual Integration Report

Data Path : I:\VOLATILES\VOA108\2022\2Q
Data File : V08220121A09.d
Date Inj'd : 1/21/2022 6:22 am
Sample : I8260STD10PPB

Method : V108_220121A_8260.m
Operator : VOA108:MKS
Instrument : VOA 108
Quant Date : 1/24/2022 8:45 am

Compound #30: Bromochloromethane

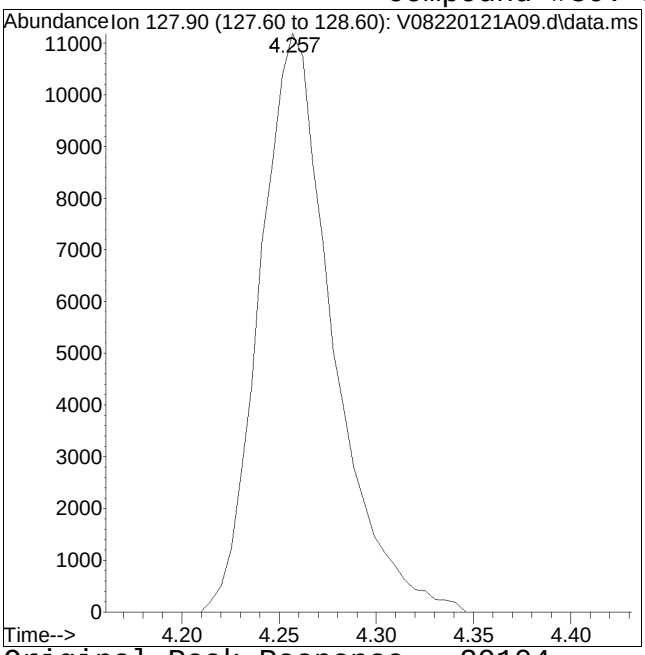

Original Peak Response = 29104

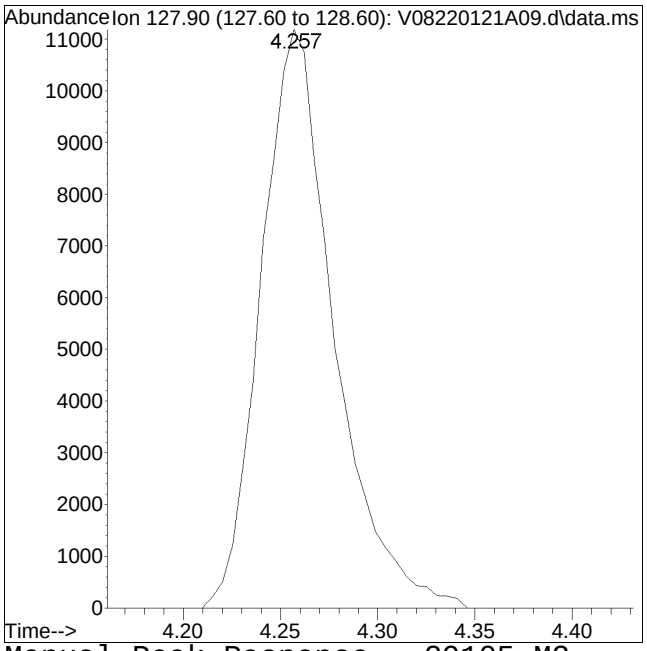

Manual Peak Response = 29105 M2

M2 = Peak not found by automatic integration algorithm.

Manual Integration Report

Data Path : I:\VOLATILES\VOA108\2022\2Q
Data File : V08220121A09.d
Date Inj'd : 1/21/2022 6:22 am
Sample : I8260STD10PPB

Method : V108_220121A_8260.m
Operator : VOA108:MKS
Instrument : VOA 108
Quant Date : 1/24/2022 8:45 am

Compound #31: Cyclohexane

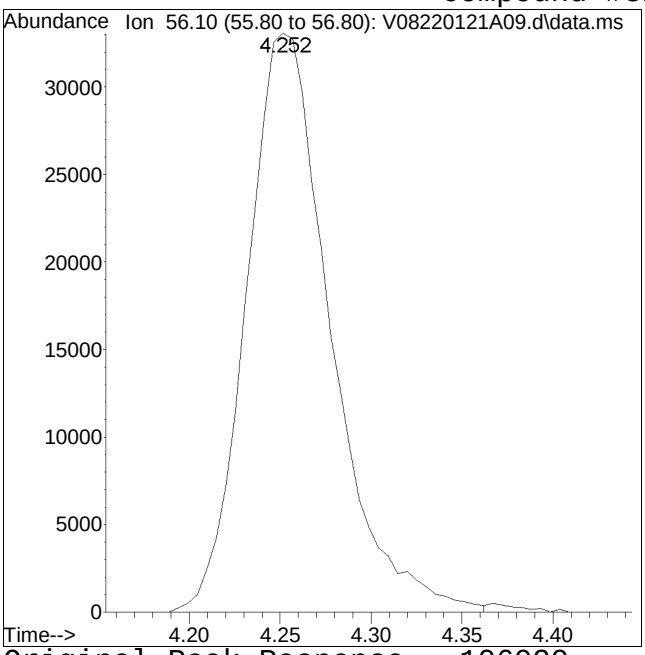

Original Peak Response = 106020

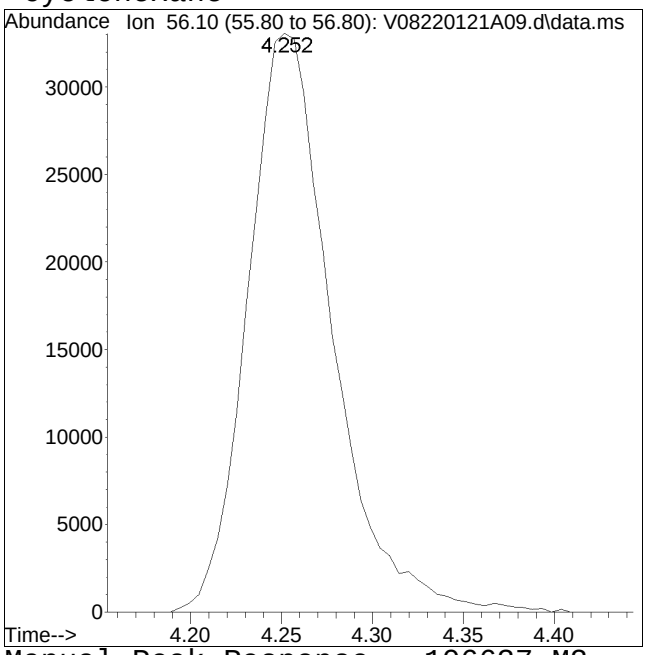

Manual Peak Response = 106637 M2

M2 = Peak not found by automatic integration algorithm.

Manual Integration Report

Data Path : I:\VOLATILES\VOA108\2022\2Q
Data File : V08220121A09.d
Date Inj'd : 1/21/2022 6:22 am
Sample : I8260STD10PPB

Method : V108_220121A_8260.m
Operator : VOA108:MKS
Instrument : VOA 108
Quant Date : 1/24/2022 8:45 am

Compound #32: Chloroform

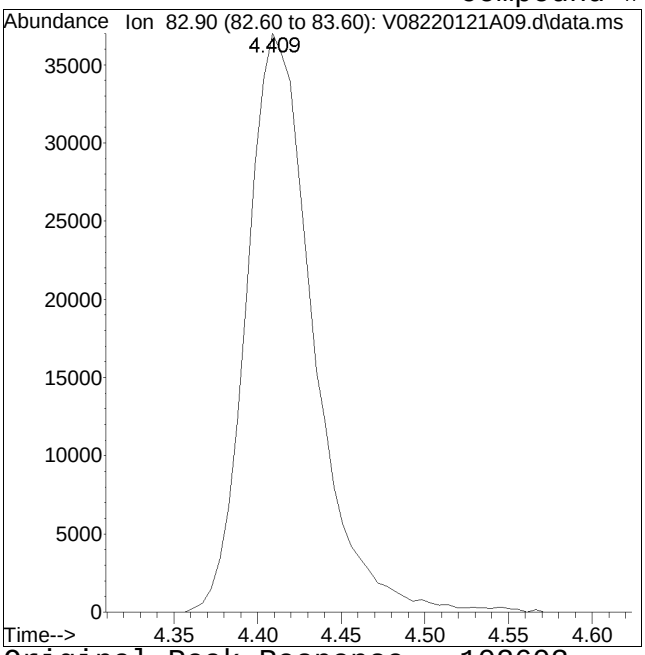

Original Peak Response = 102603

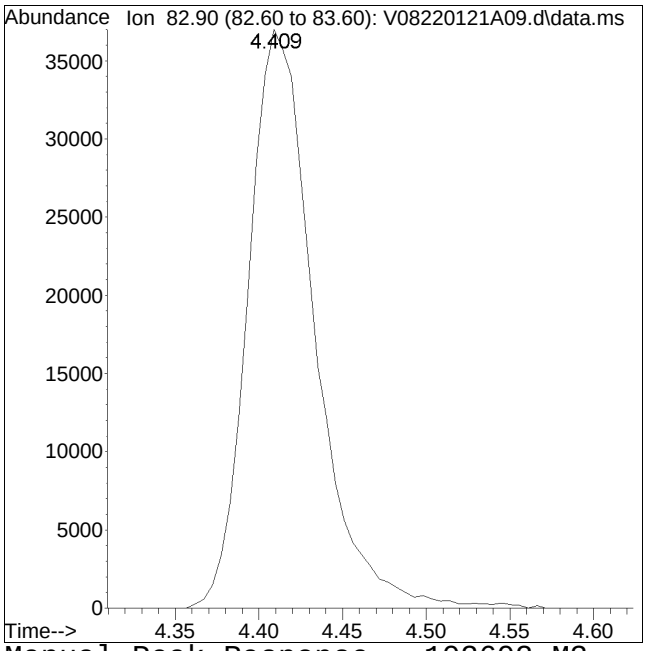

Manual Peak Response = 102602 M3

M3 = Misidentification of the peak (i.e. 1,4-dichlorobenzene identified as 1,3-dichlorobenzene), or misidentification from 2 partially resolved peaks not being split.

Manual Integration Report

Data Path : I:\VOLATILES\VOA108\2022\2Q
Data File : V08220121A09.d
Date Inj'd : 1/21/2022 6:22 am
Sample : I8260STD10PPB

Method : V108_220121A_8260.m
Operator : VOA108:MKS
Instrument : VOA 108
Quant Date : 1/24/2022 8:45 am

Compound #33: Ethyl acetate

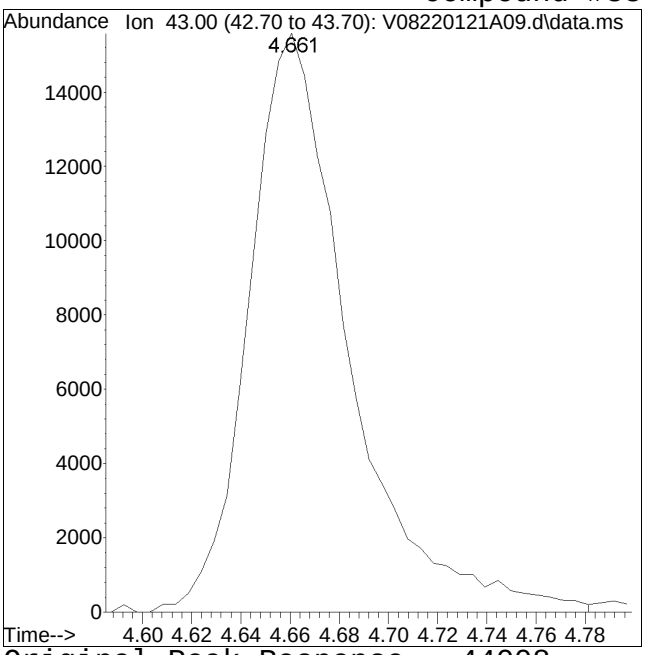

Original Peak Response = 44008

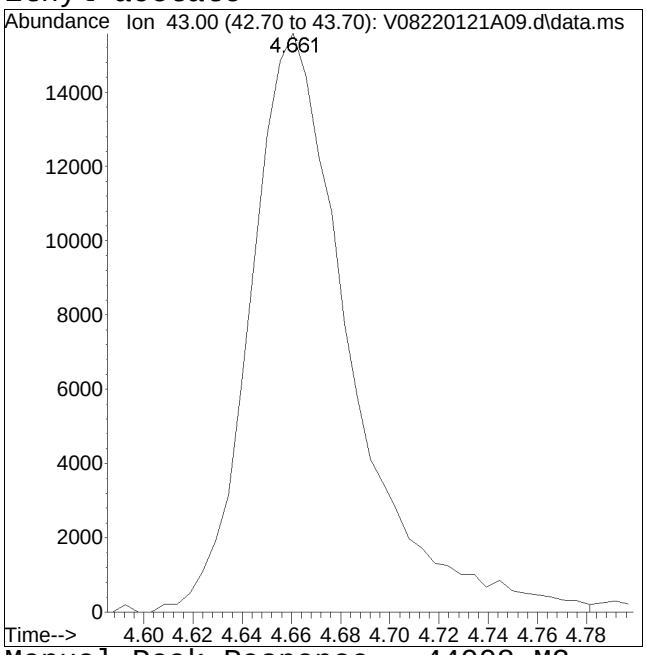

Manual Peak Response = 44008 M2

M2 = Peak not found by automatic integration algorithm.

Manual Integration Report

Data Path : I:\VOLATILES\VOA108\2022\2Q
Data File : V08220121A09.d
Date Inj'd : 1/21/2022 6:22 am
Sample : I8260STD10PPB

Method : V108_220121A_8260.m
Operator : VOA108:MKS
Instrument : VOA 108
Quant Date : 1/24/2022 8:45 am

Compound #34: Carbon tetrachloride

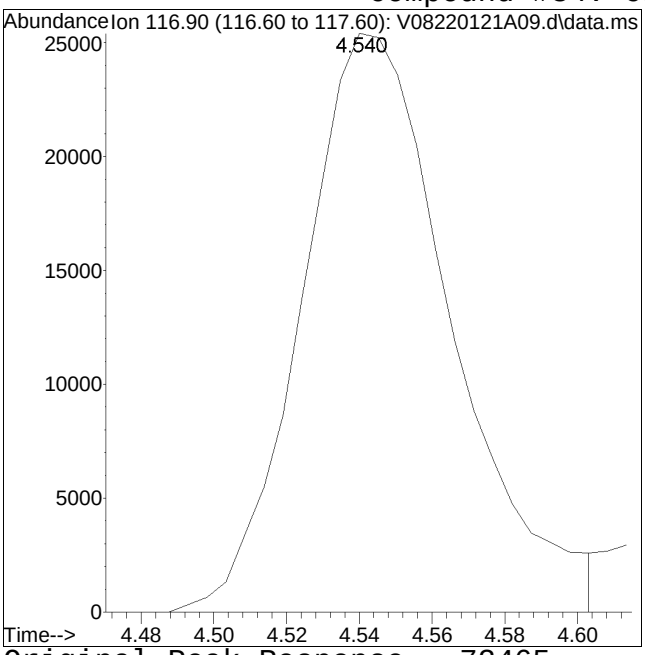

Original Peak Response = 72465

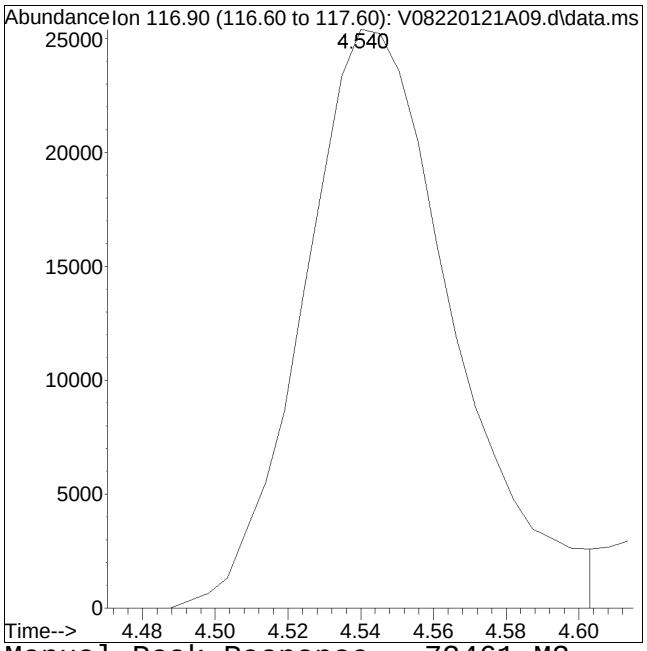

Manual Peak Response = 72461 M2

M2 = Peak not found by automatic integration algorithm.

Manual Integration Report

Data Path : I:\VOLATILES\VOA108\2022\2Q
Data File : V08220121A09.d
Date Inj'd : 1/21/2022 6:22 am
Sample : I8260STD10PPB

Method : V108_220121A_8260.m
Operator : VOA108:MKS
Instrument : VOA 108
Quant Date : 1/24/2022 8:45 am

Compound #35: Tetrahydrofuran

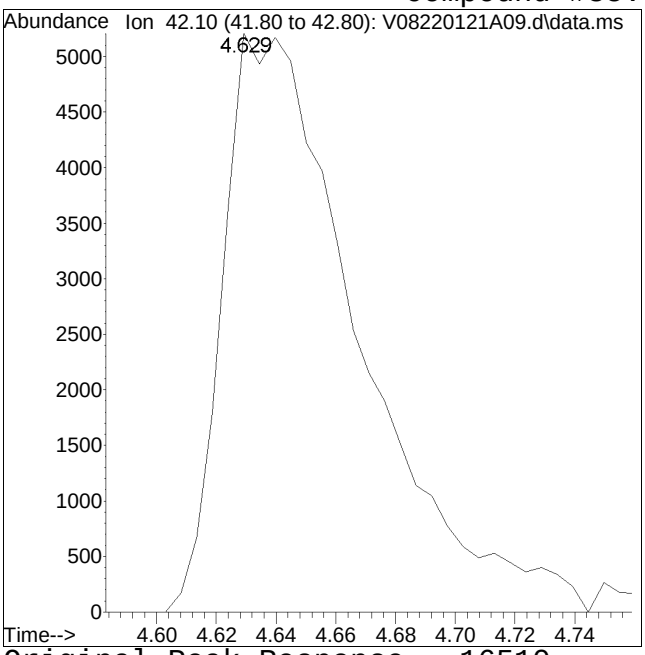

Original Peak Response = 16510

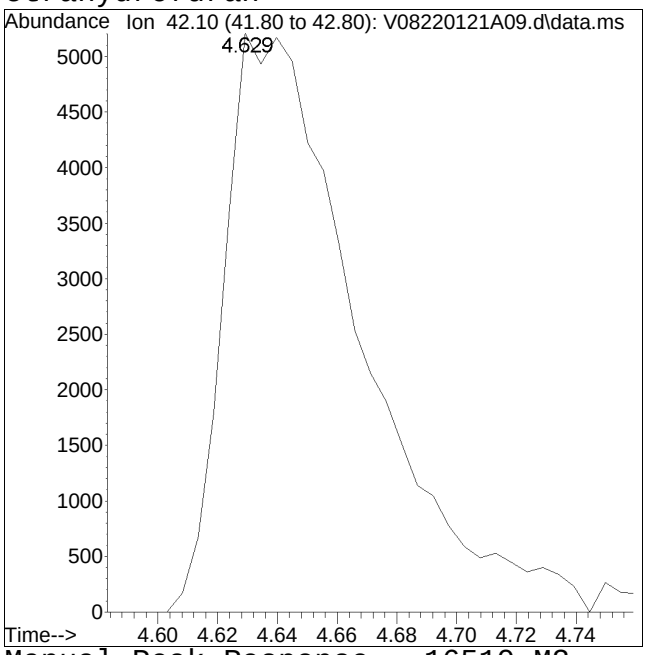

Manual Peak Response = 16510 M2

M2 = Peak not found by automatic integration algorithm.

Manual Integration Report

Data Path : I:\VOLATILES\VOA108\2022\2Q
Data File : V08220121A09.d
Date Inj'd : 1/21/2022 6:22 am
Sample : I8260STD10PPB

Method : V108_220121A_8260.m
Operator : VOA108:MKS
Instrument : VOA 108
Quant Date : 1/24/2022 8:45 am

Compound #36: Dibromofluoromethane

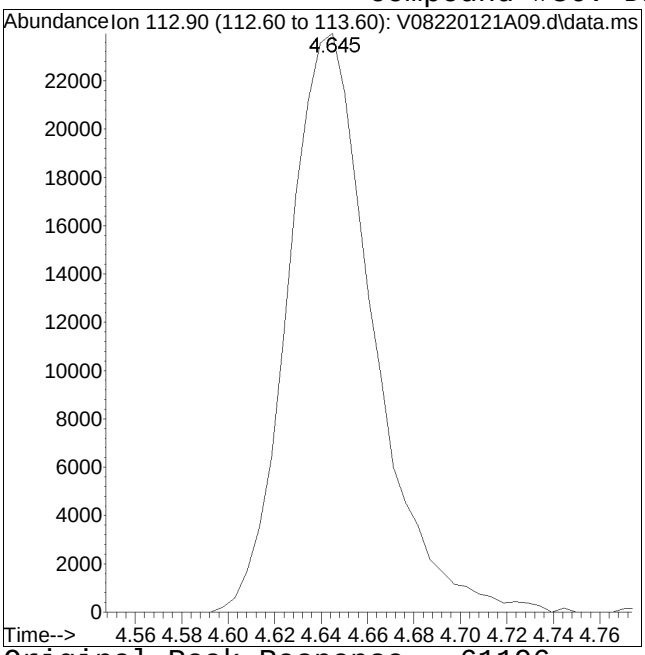

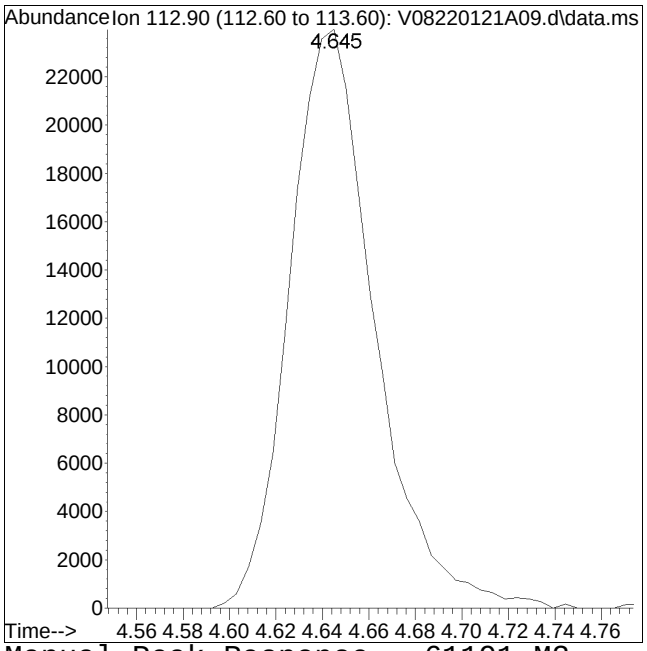

Original Peak Response = 61196 Manual Peak Response = 61191 M2

M2 = Peak not found by automatic integration algorithm.

Manual Integration Report

Data Path : I:\VOLATILES\VOA108\2022\2Q
Data File : V08220121A09.d
Date Inj'd : 1/21/2022 6:22 am
Sample : I8260STD10PPB

Method : V108_220121A_8260.m
Operator : VOA108:MKS
Instrument : VOA 108
Quant Date : 1/24/2022 8:45 am

Compound #37: 1,1,1-Trichloroethane

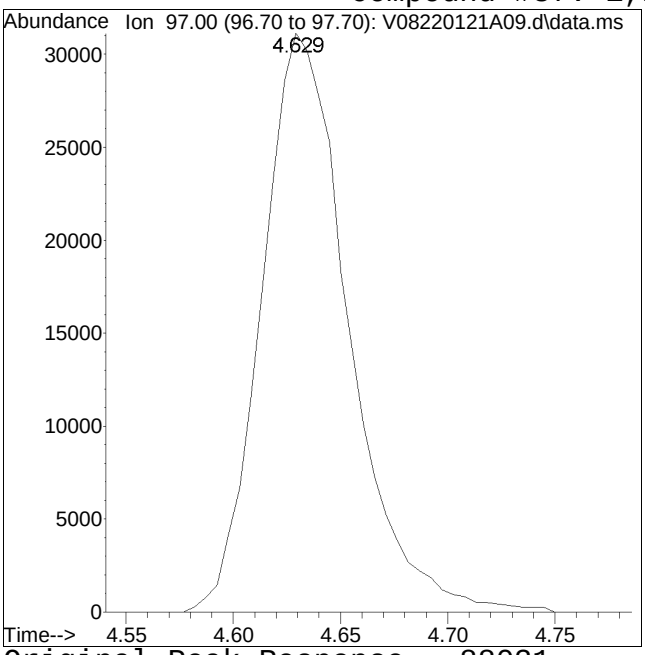

Original Peak Response = 88031

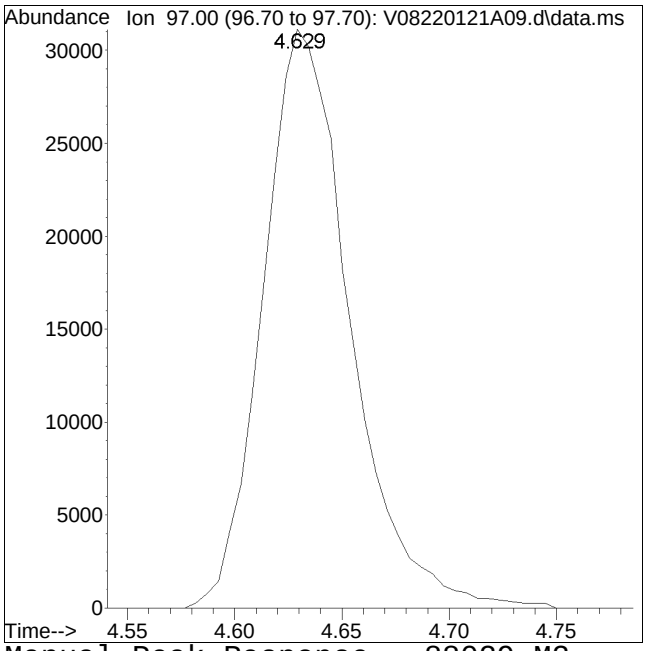

Manual Peak Response = 88029 M2

M2 = Peak not found by automatic integration algorithm.

Manual Integration Report

Data Path : I:\VOLATILES\VOA108\2022\2QMethod : V108_220121A_8260.m
Data File : V08220121A09.d Operator : VOA108:MKS
Date Inj'd : 1/21/2022 6:22 am Instrument : VOA 108
Sample : I8260STD10PPB Quant Date : 1/24/2022 8:45 am

Compound #39: 2-Butanone

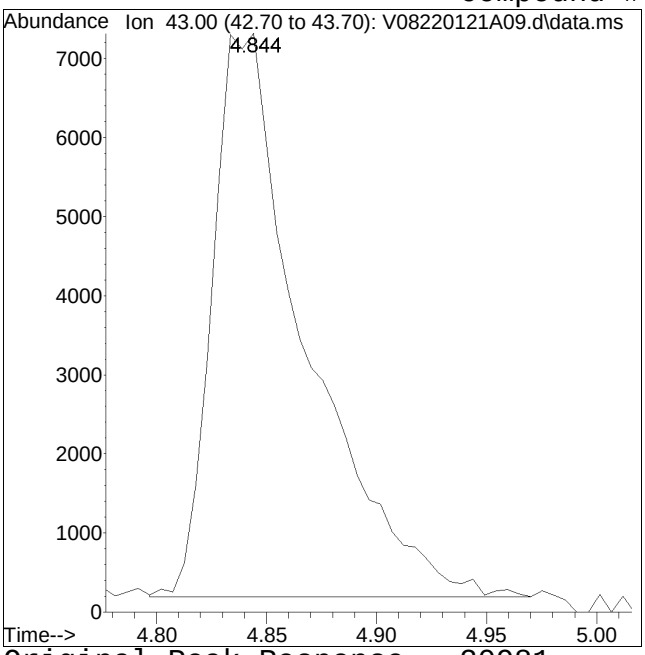

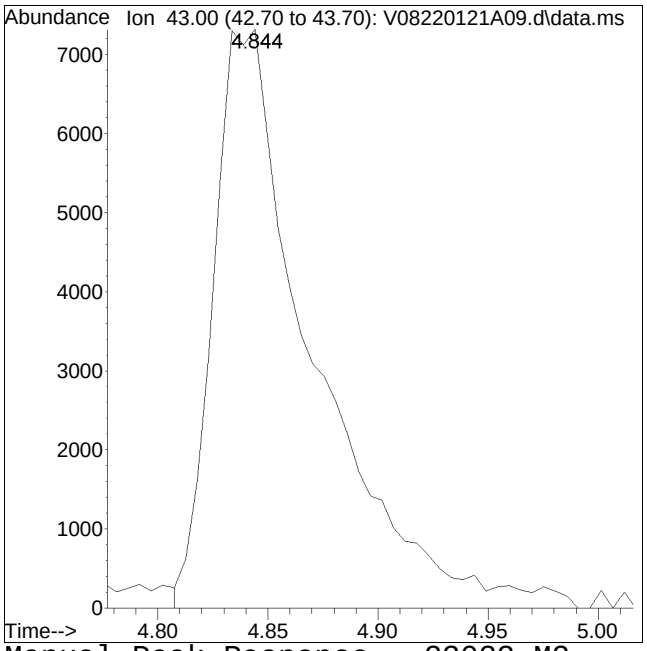

Original Peak Response = 20981 Manual Peak Response = 23033 M2
M2 = Peak not found by automatic integration algorithm.

Manual Integration Report

Data Path : I:\VOLATILES\VOA108\2022\2QMethod : V108_220121A_8260.m
Data File : V08220121A09.d Operator : VOA108:MKS
Date Inj'd : 1/21/2022 6:22 am Instrument : VOA 108
Sample : I8260STD10PPB Quant Date : 1/24/2022 8:45 am

Compound #40: 1,1-Dichloropropene

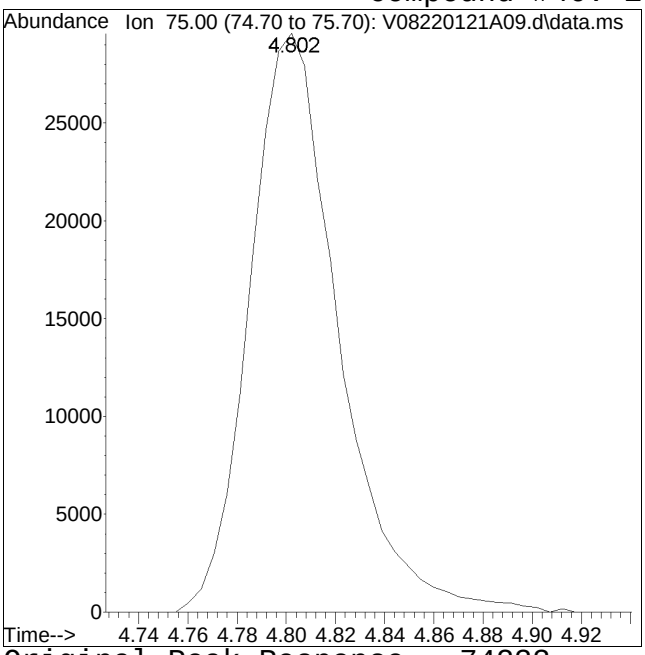

Original Peak Response = 74233

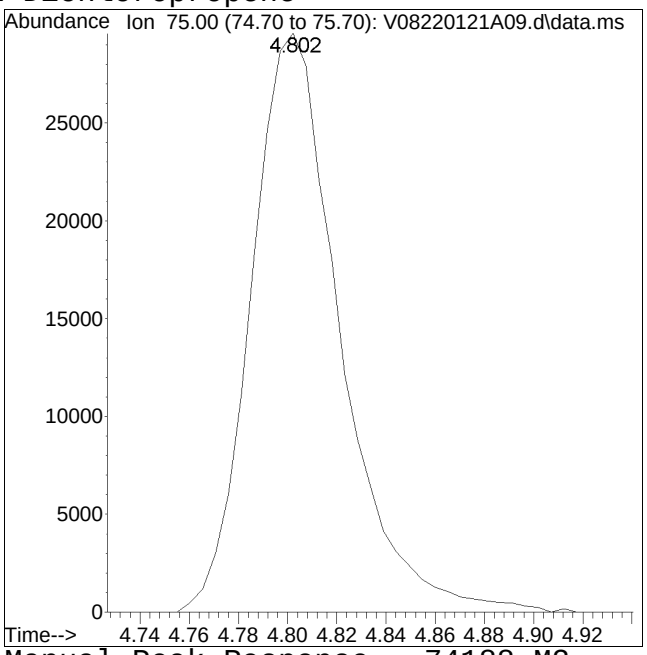

Manual Peak Response = 74188 M2

M2 = Peak not found by automatic integration algorithm.

Manual Integration Report

Data Path : I:\VOLATILES\VOA108\2022\2Q
Data File : V08220121A09.d
Date Inj'd : 1/21/2022 6:22 am
Sample : I8260STD10PPB

Method : V108_220121A_8260.m
Operator : VOA108:MKS
Instrument : VOA 108
Quant Date : 1/24/2022 8:45 am

Compound #53: 2-Chloroethyl vinyl ether

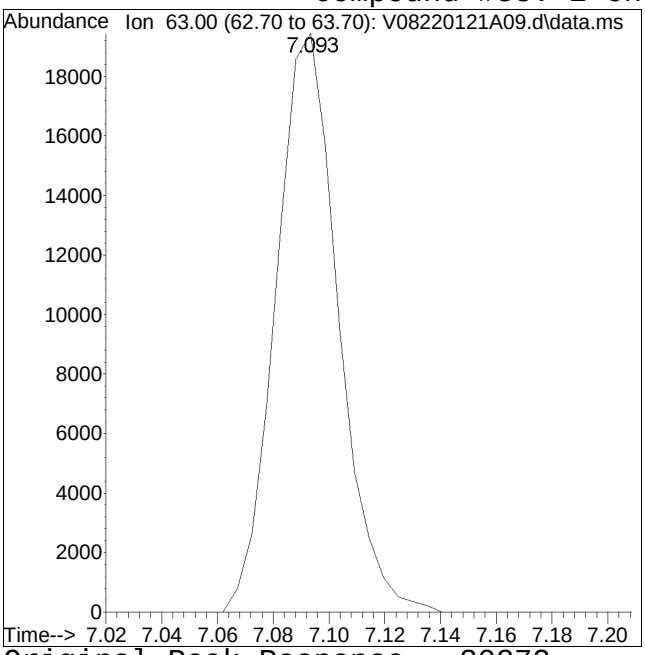

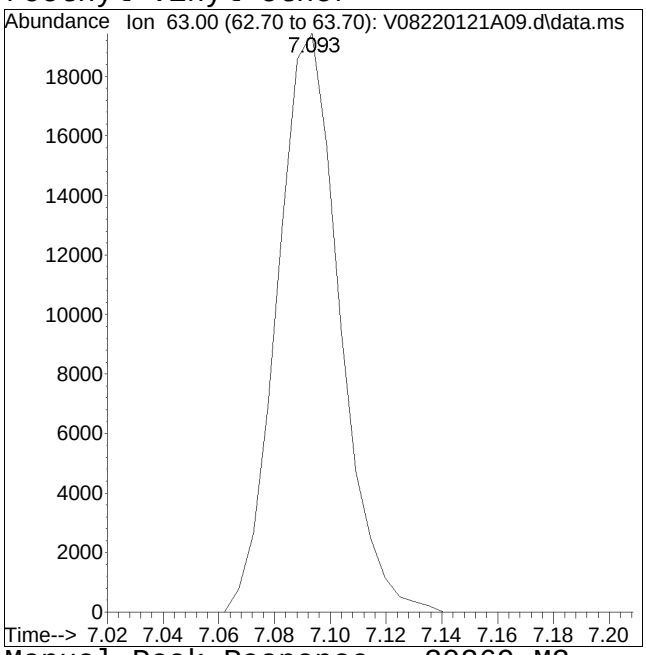

Original Peak Response = 30272 Manual Peak Response = 30269 M3

M3 = Misidentification of the peak (i.e. 1,4-dichlorobenzene identified as 1,3-dichlorobenzene), or misidentification from 2 partially resolved peaks not being split.

Manual Integration Report

Data Path : I:\VOLATILES\VOA108\2022\2QMethod : V108_220121A_8260.m
Data File : V08220121A09.d Operator : VOA108:MKS
Date Inj'd : 1/21/2022 6:22 am Instrument : VOA 108
Sample : I8260STD10PPB Quant Date : 1/24/2022 8:45 am

Compound #57: 1,4-Dioxane

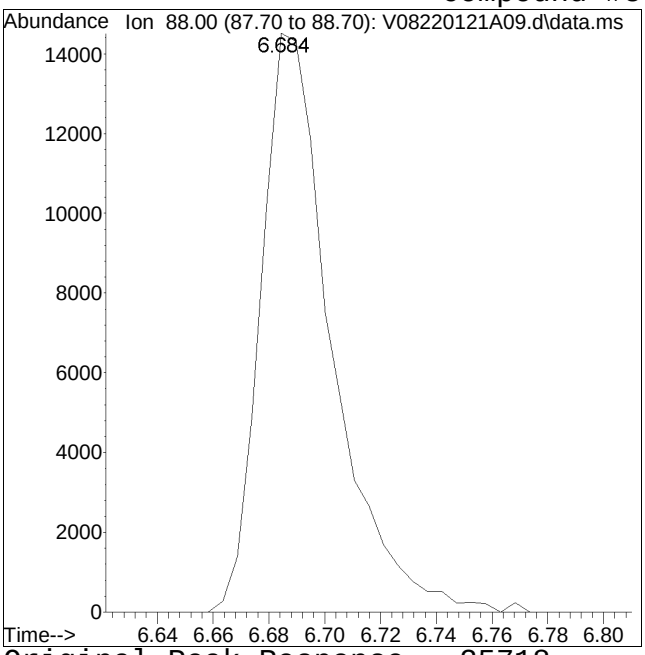

Original Peak Response = 25718

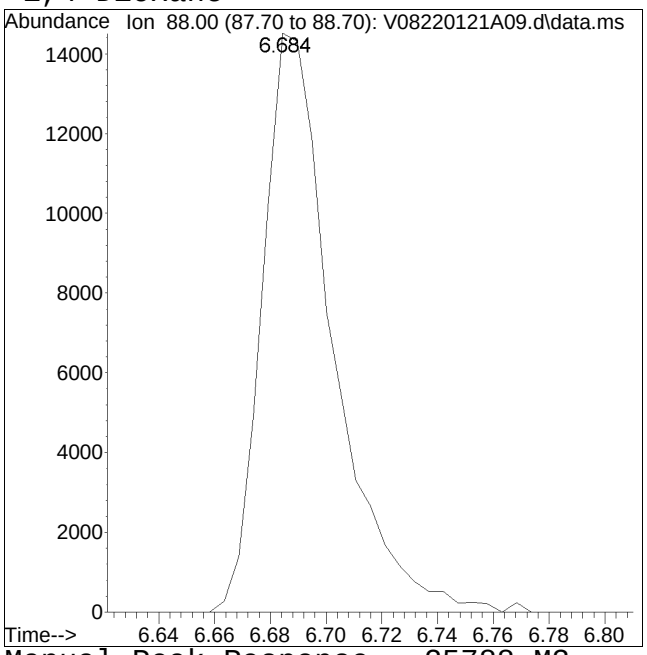

Manual Peak Response = 25788 M3

M3 = Misidentification of the peak (i.e. 1,4-dichlorobenzene identified as 1,3-dichlorobenzene), or misidentification from 2 partially resolved peaks not being split.

Manual Integration Report

Data Path : I:\VOLATILES\VOA108\2022\2QMethod : V108_220121A_8260.m
Data File : V08220121A09.d Operator : VOA108:MKS
Date Inj'd : 1/21/2022 6:22 am Instrument : VOA 108
Sample : I8260STD10PPB Quant Date : 1/24/2022 8:45 am

Compound #58: cis-1,3-Dichloropropene

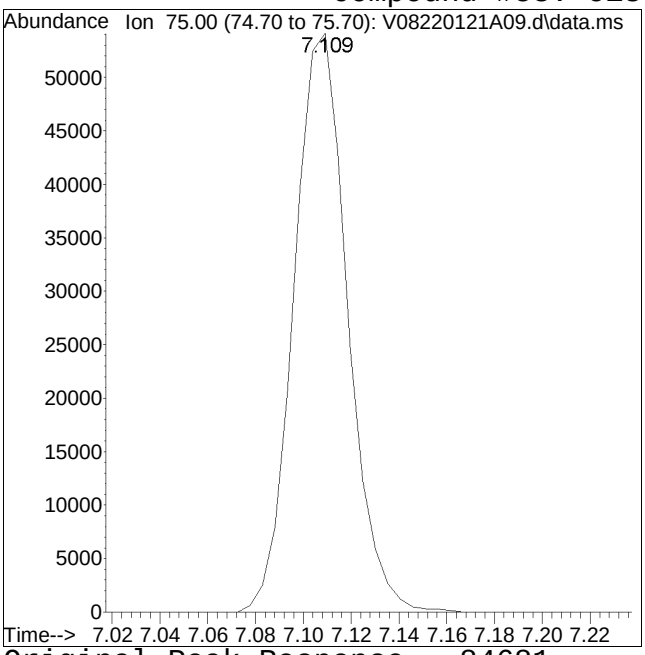

Original Peak Response = 84681

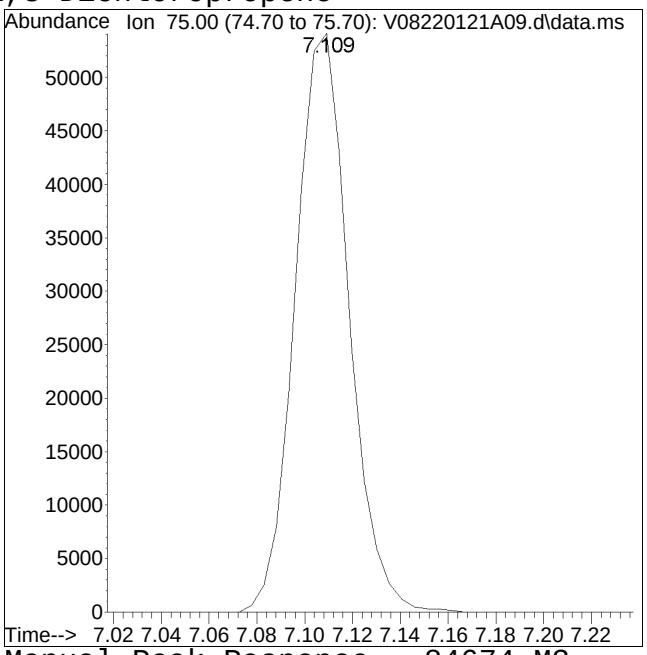

Manual Peak Response = 84674 M3

M3 = Misidentification of the peak (i.e. 1,4-dichlorobenzene identified as 1,3-dichlorobenzene), or misidentification from 2 partially resolved peaks not being split.

Manual Integration Report

Data Path : I:\VOLATILES\VOA108\2022\2QMethod : V108_220121A_8260.m
Data File : V08220121A09.d Operator : VOA108:MKS
Date Inj'd : 1/21/2022 6:22 am Instrument : VOA 108
Sample : I8260STD10PPB Quant Date : 1/24/2022 8:45 am

Compound #60: Toluene-d8

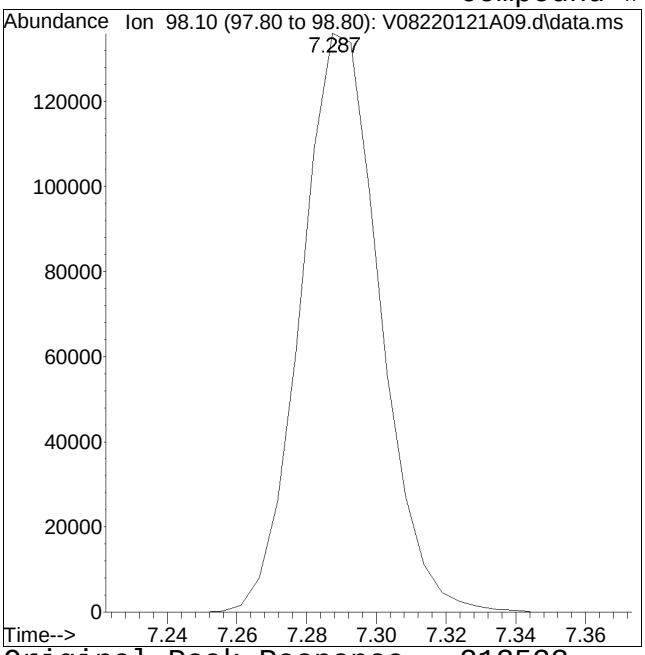

Original Peak Response = 213533

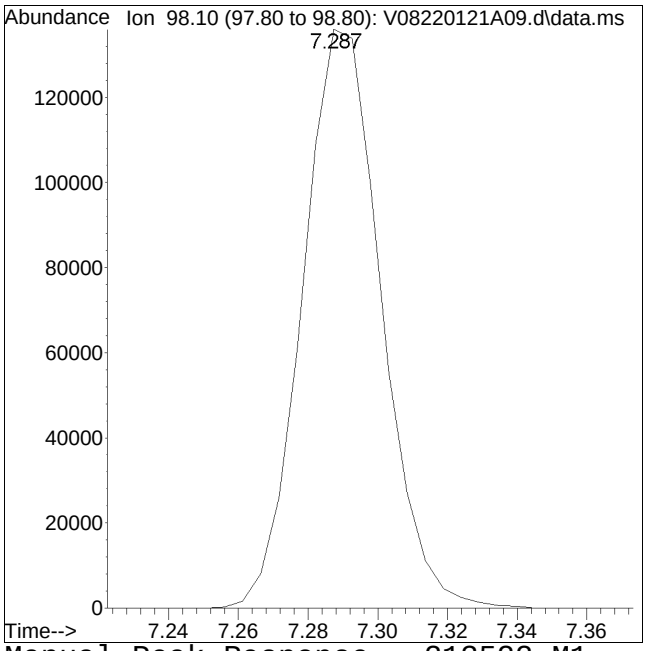

Manual Peak Response = 213522 M1

M1 = Split or tailing peak, auto integration stopped early resulting in false low area count.

Manual Integration Report

Data Path : I:\VOLATILES\VOA108\2022\2QMethod : V108_220121A_8260.m
Data File : V08220121A09.d Operator : VOA108:MKS
Date Inj'd : 1/21/2022 6:22 am Instrument : VOA 108
Sample : I8260STD10PPB Quant Date : 1/24/2022 8:45 am

Compound #61: Toluene

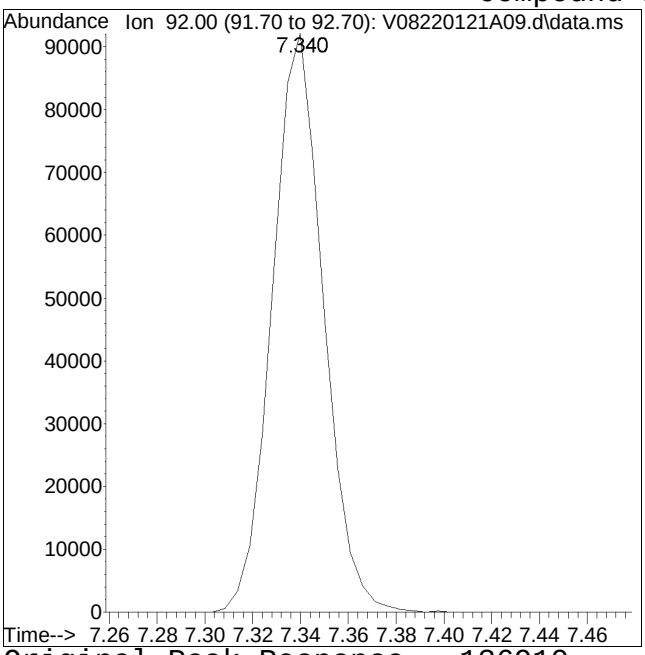

Original Peak Response = 136910

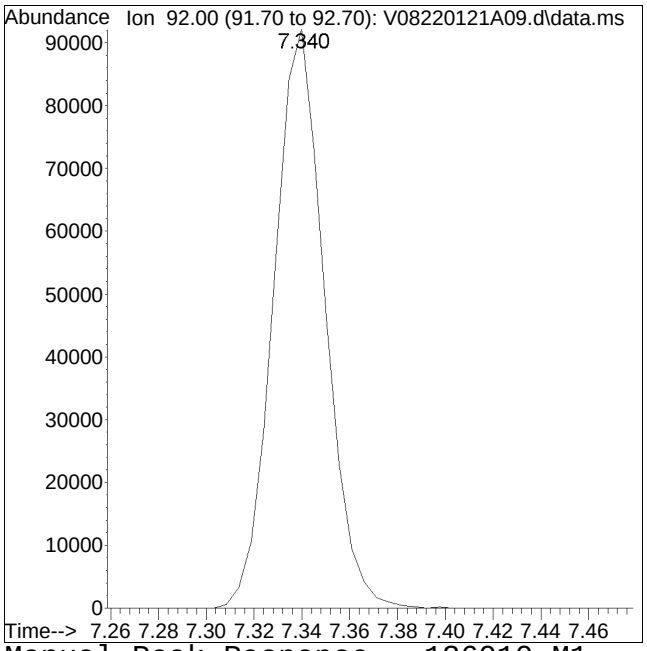

Manual Peak Response = 136910 M1

M1 = Split or tailing peak, auto integration stopped early resulting in false low area count.

Quantitation Report (QT Reviewed)

Data Path : I:\VOLATILES\VOA108\2022\220121\
Data File : V08220121A10.d
Acq On : 21 Jan 2022 6:43 am
Operator : VOA108:MKS
Sample : I8260STD30PPB
Misc : WG1597319
ALS Vial : 10 Sample Multiplier: 1

Quant Time: Jan 24 08:52:34 2022
Quant Method : I:\VOLATILES\VOA108\2022\220121\V108_220121A_8260.m
Quant Title : VOLATILES BY GC/MS
QLast Update : Mon Jan 24 08:44:49 2022
Response via : Initial Calibration

CCAL FILE(s) : 1 - I:\VOLATILES\VOA108\2022\220121\V08220121A09.d
Sub List : 8260-Curve - Megamix plus Diox

Compound	R.T.	QIon	Response	Conc	Units	Dev(Min)
Internal Standards						
1) Fluorobenzene	5.610	96	230532	10.000	ug/L	0.00
Standard Area 1 = 222351			Recovery = 103.68%			
59) Chlorobenzene-d5	8.556	117	181204	10.000	ug/L	0.00
Standard Area 1 = 167052			Recovery = 108.47%			
79) 1,4-Dichlorobenzene-d4	10.035	152	90601	10.000	ug/L	0.00
Standard Area 1 = 80447			Recovery = 112.62%			
System Monitoring Compounds						
36) Dibromofluoromethane	4.640	113	61782	9.738	ug/L	0.00
Spiked Amount 10.000	Range 70 - 130		Recovery = 97.38%			
43) 1,2-Dichloroethane-d4	5.264	65	68764	9.458	ug/L	0.00
Spiked Amount 10.000	Range 70 - 130		Recovery = 94.58%			
60) Toluene-d8	7.288	98	224646	9.699	ug/L	0.00
Spiked Amount 10.000	Range 70 - 130		Recovery = 96.99%			
83) 4-Bromofluorobenzene	9.369	95	84419	9.725	ug/L	0.00
Spiked Amount 10.000	Range 70 - 130		Recovery = 97.25%			
Target Compounds						Qvalue
2) Dichlorodifluoromethane	1.001	85	207924	31.994	ug/L	99
3) Chloromethane	1.122	50	232824	31.427	ug/L	99
4) Vinyl chloride	1.179	62	245953	31.987	ug/L	96
5) Bromomethane	1.389	94	119928	30.296	ug/L	98
6) Chloroethane	1.473	64	152979	32.957	ug/L	100
7) Trichlorofluoromethane	1.578	101	317808	32.426	ug/L	97
8) Ethyl ether	1.830	74	99084	30.863	ug/L	84
10) 1,1-Dichloroethene	1.961	96	173032	32.163	ug/L	82
11) Carbon disulfide	1.966	76	518067	32.346	ug/L	95
12) Freon-113	2.008	101	182912	32.916	ug/L	100
13) Iodomethane	2.065	142	260306	35.376	ug/L	89
14) Acrolein	2.244	56	19833	28.779	ug/L	98
15) Methylene chloride	2.459	84	183992	30.868	ug/L	92
17) Acetone	2.522	43	40479	33.591	ug/L	100
18) trans-1,2-Dichloroethene	2.616	96	188680	31.381	ug/L	90
19) Methyl acetate	2.663	43	100374	29.667	ug/L #	93
20) Methyl tert-butyl ether	2.773	73	453213	31.600	ug/L	98
21) tert-Butyl alcohol	2.936	59	61834	145.975	ug/L #	66
22) Diisopropyl ether	3.224	45	642575	31.706	ug/L	92
23) 1,1-Dichloroethane	3.271	63	371398	31.124	ug/L	99
24) Halothane	3.423	117	146373	31.568	ug/L	100

Data Path : I:\VOLATILES\VOA108\2022\220121\
Data File : V08220121A10.d
Acq On : 21 Jan 2022 6:43 am
Operator : VOA108:MKS
Sample : I8260STD30PPB
Misc : WG1597319
ALS Vial : 10 Sample Multiplier: 1

Quant Time: Jan 24 08:52:34 2022
Quant Method : I:\VOLATILES\VOA108\2022\220121\V108_220121A_8260.m
Quant Title : VOLATILES BY GC/MS
QLast Update : Mon Jan 24 08:44:49 2022
Response via : Initial Calibration

CCAL FILE(s) : 1 - I:\VOLATILES\VOA108\2022\220121\V08220121A09.d
Sub List : 8260-Curve - Megamix plus Diox

Compound	R.T.	QIon	Response	Conc	Units		Dev(Min)
25) Acrylonitrile	3.334	53	55769	30.000	ug/L		97
26) Ethyl tert-butyl ether	3.686	59	597024	32.196	ug/L		95
27) Vinyl acetate	3.665	43	373576	31.064	ug/L		97
28) cis-1,2-Dichloroethene	3.990	96	200199	31.073	ug/L		80
29) 2,2-Dichloropropane	4.131	77	282638M1	31.897	ug/L		
30) Bromochloromethane	4.257	128	93245	30.901	ug/L	#	69
31) Cyclohexane	4.252	56	362958	32.829	ug/L		83
32) Chloroform	4.409	83	334061	31.403	ug/L		97
33) Ethyl acetate	4.656	43	139083	30.482	ug/L	#	93
34) Carbon tetrachloride	4.545	117	251920	33.533	ug/L		99
35) Tetrahydrofuran	4.624	42	50933	29.755	ug/L	#	89
37) 1,1,1-Trichloroethane	4.629	97	291111	31.896	ug/L	#	95
39) 2-Butanone	4.834	43	70054	29.335	ug/L	#	76
40) 1,1-Dichloropropene	4.802	75	252509	32.829	ug/L		96
41) Benzene	5.096	78	724948	31.642	ug/L		95
42) tert-Amyl methyl ether	5.342	73	451390	32.237	ug/L		94
44) 1,2-Dichloroethane	5.342	62	261540	30.875	ug/L		98
47) Methyl cyclohexane	5.783	83	304630	33.538	ug/L		84
48) Trichloroethene	5.804	95	189913	31.907	ug/L		94
50) Dibromomethane	6.239	93	103879	30.044	ug/L		97
51) 1,2-Dichloropropane	6.349	63	203062	31.282	ug/L		95
53) 2-Chloroethyl vinyl ether	7.094	63	104280	33.229	ug/L		98
54) Bromodichloromethane	6.454	83	242485	32.005	ug/L		99
57) 1,4-Dioxane	6.685	88	26439	494.430	ug/L	#	83
58) cis-1,3-Dichloropropene	7.109	75	284632	32.422	ug/L		100
61) Toluene	7.340	92	454582	30.610	ug/L		97
62) 4-Methyl-2-pentanone	7.728	58	53612	31.216	ug/L	#	95
63) Tetrachloroethene	7.691	166	189328	31.344	ug/L		92
65) trans-1,3-Dichloropropene	7.744	75	243371	32.104	ug/L		96
67) Ethyl methacrylate	7.927	69	189473	31.143	ug/L		98
68) 1,1,2-Trichloroethane	7.870	83	116255	30.200	ug/L		94
69) Chlorodibromomethane	8.006	129	161495	31.945	ug/L		98
70) 1,3-Dichloropropane	8.074	76	250021	30.221	ug/L		100
71) 1,2-Dibromoethane	8.163	107	141068	30.384	ug/L		99
72) 2-Hexanone	8.394	43	93342	30.197	ug/L		96
73) Chlorobenzene	8.572	112	499285	30.705	ug/L		90
74) Ethylbenzene	8.609	91	878609	31.116	ug/L		99
75) 1,1,1,2-Tetrachloroethane	8.625	131	174464	32.955	ug/L		94
76) p/m Xylene	8.719	106	670066	61.996	ug/L		97
77) o Xylene	8.997	106	643046	61.445	ug/L		91

Quantitation Report (QT Reviewed)

Data Path : I:\VOLATILES\VOA108\2022\220121\
Data File : V08220121A10.d
Acq On : 21 Jan 2022 6:43 am
Operator : VOA108:MKS
Sample : I8260STD30PPB
Misc : WG1597319
ALS Vial : 10 Sample Multiplier: 1

Quant Time: Jan 24 08:52:34 2022
Quant Method : I:\VOLATILES\VOA108\2022\220121\V108_220121A_8260.m
Quant Title : VOLATILES BY GC/MS
QLast Update : Mon Jan 24 08:44:49 2022
Response via : Initial Calibration

CCAL FILE(s) : 1 - I:\VOLATILES\VOA108\2022\220121\V08220121A09.d
Sub List : 8260-Curve - Megamix plus Diox

	Compound	R.T.	QIon	Response	Conc	Units	Dev(Min)
78)	Styrene	9.033	104	1095704	61.258	ug/L	89
80)	Bromoform	9.033	173	90231	32.315	ug/L	95
82)	Isopropylbenzene	9.206	105	855877	29.717	ug/L	95
84)	Bromobenzene	9.427	156	199712	29.108	ug/L	98
85)	n-Propylbenzene	9.463	91	1018256	29.802	ug/L	95
86)	1,4-Dichlorobutane	9.458	55	284899	28.861	ug/L	97
87)	1,1,2,2-Tetrachloroethane	9.505	83	158872	28.723	ug/L	98
88)	4-Ethyltoluene	9.532	105	834721	29.511	ug/L	95
89)	2-Chlorotoluene	9.542	91	690966	29.418	ug/L	94
90)	1,3,5-Trimethylbenzene	9.584	105	707284	29.976	ug/L	89
91)	1,2,3-Trichloropropane	9.573	75	135803	28.803	ug/L	98
92)	trans-1,4-Dichloro-2-b...	9.605	53	55170	30.044	ug/L	90
93)	4-Chlorotoluene	9.647	91	612242	29.177	ug/L	93
94)	tert-Butylbenzene	9.773	119	627233	30.006	ug/L	97
97)	1,2,4-Trimethylbenzene	9.815	105	698449	30.019	ug/L	92
98)	sec-Butylbenzene	9.878	105	917571	29.691	ug/L	96
99)	p-Isopropyltoluene	9.961	119	806591	29.979	ug/L	96
100)	1,3-Dichlorobenzene	9.993	146	389071	29.513	ug/L	98
101)	1,4-Dichlorobenzene	10.045	146	389033	29.200	ug/L	99
102)	p-Diethylbenzene	10.171	119	476765	30.256	ug/L	94
103)	n-Butylbenzene	10.203	91	696275	30.029	ug/L	98
104)	1,2-Dichlorobenzene	10.281	146	360086	28.896	ug/L	98
105)	1,2,4,5-Tetramethylben...	10.627	119	751626	30.235	ug/L	98
106)	1,2-Dibromo-3-chloropr...	10.732	155	25115	30.349	ug/L	96
107)	1,3,5-Trichlorobenzene	10.758	180	291687	29.086	ug/L	96
108)	Hexachlorobutadiene	11.104	225	128715	29.202	ug/L	96
109)	1,2,4-Trichlorobenzene	11.110	180	266908	29.362	ug/L	98
110)	Naphthalene	11.288	128	577088	29.298	ug/L	100
111)	1,2,3-Trichlorobenzene	11.393	180	243549	29.318	ug/L	100

(#) = qualifier out of range (m) = manual integration (+) = signals summed

Quantitation Report (QT Reviewed)

Data Path : I:\VOLATILES\VOA108\2022\220121\
Data File : V08220121A10.d
Acq On : 21 Jan 2022 6:43 am
Operator : VOA108:MKS
Sample : I8260STD30PPB
Misc : WG1597319
ALS Vial : 10 Sample Multiplier: 1

Quant Time: Jan 24 08:52:34 2022
Quant Method : I:\VOLATILES\VOA108\2022\220121\V108_220121A_8260.m
Quant Title : VOLATILES BY GC/MS
QLast Update : Mon Jan 24 08:44:49 2022
Response via : Initial Calibration

Sub List : 8260-Curve - Megamix plus Diox20121\V08220121A09.d•

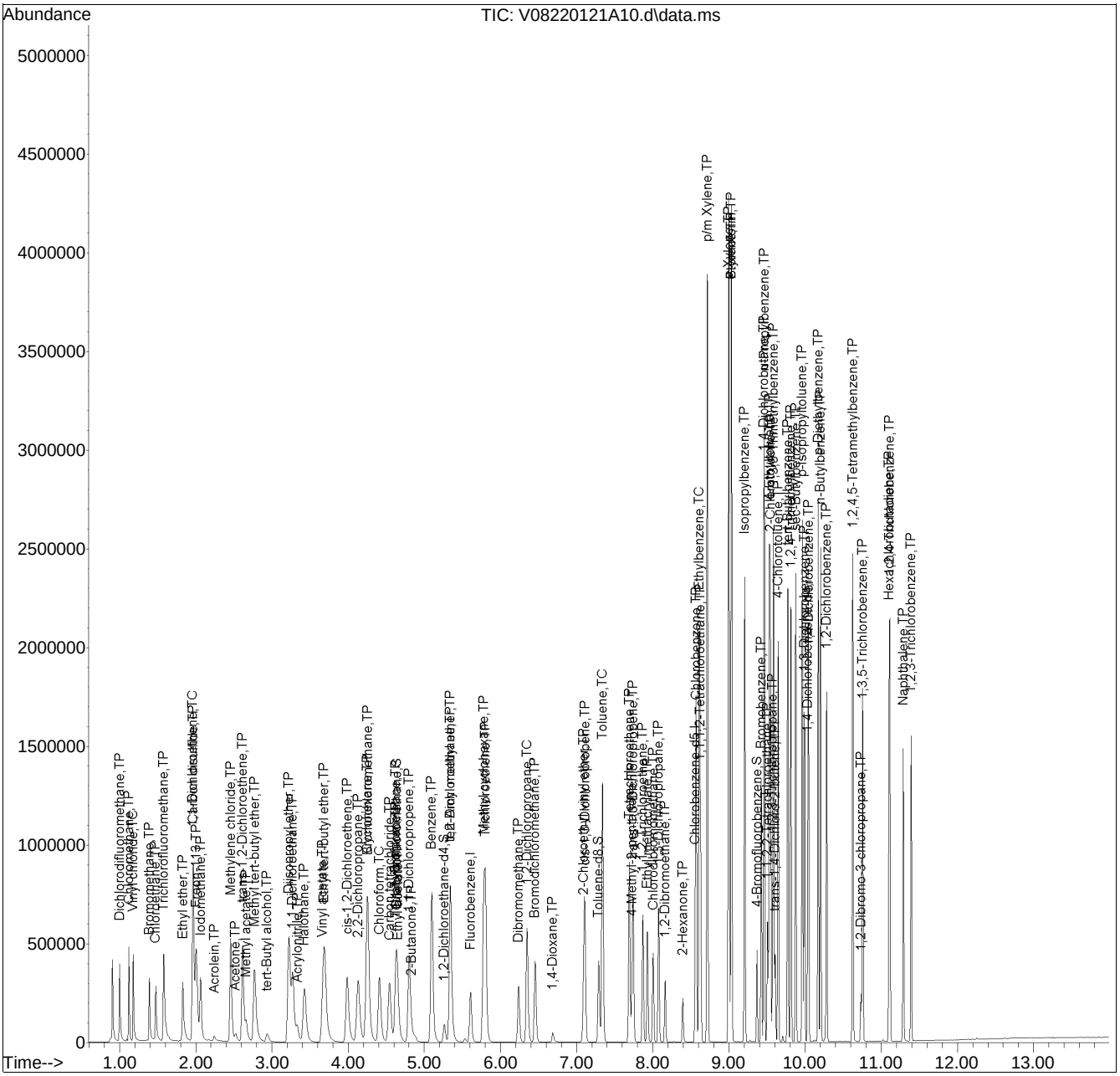

Manual Integration Report

Data Path : I:\VOLATILES\VOA108\2022\2QMethod : V108_220121A_8260.m
Data File : V08220121A10.d Operator : VOA108:MKS
Date Inj'd : 1/21/2022 6:43 am Instrument : VOA 108
Sample : I8260STD30PPB Quant Date : 1/24/2022 8:46 am

Compound #29: 2,2-Dichloropropane

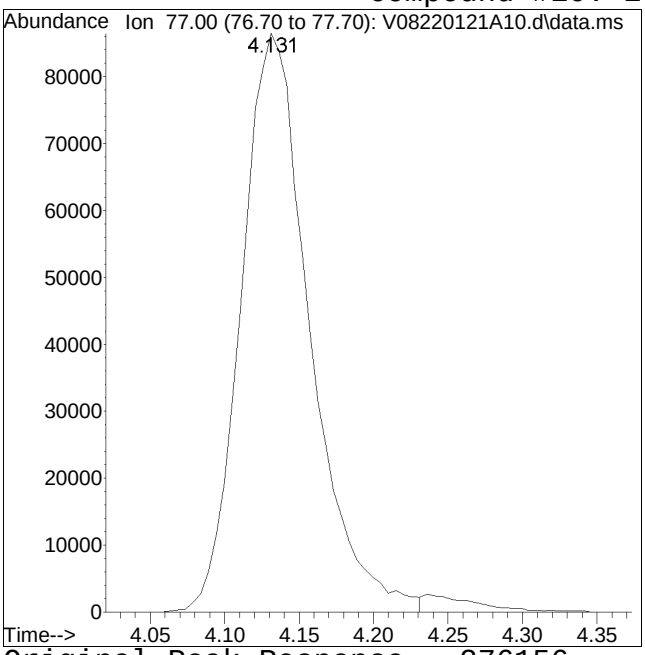

Original Peak Response = 276156

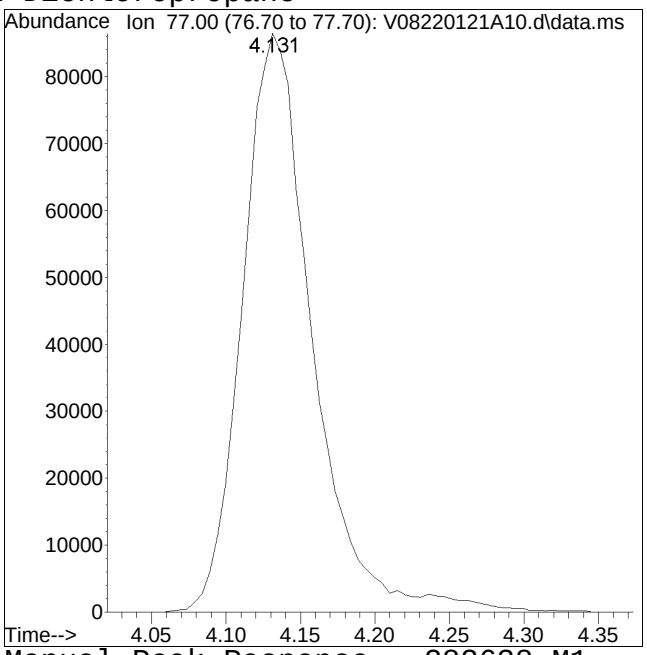

Manual Peak Response = 282638 M1

M1 = Split or tailing peak, auto integration stopped early resulting in false low area count.

Quantitation Report (QT Reviewed)

Data Path : I:\VOLATILES\VOA108\2022\220121\
Data File : V08220121A11.d
Acq On : 21 Jan 2022 7:03 am
Operator : VOA108:MKS
Sample : I8260STD80PPB
Misc : WG1597319
ALS Vial : 11 Sample Multiplier: 1

Quant Time: Jan 24 08:52:59 2022
Quant Method : I:\VOLATILES\VOA108\2022\220121\V108_220121A_8260.m
Quant Title : VOLATILES BY GC/MS
QLast Update : Mon Jan 24 08:44:49 2022
Response via : Initial Calibration

CCAL FILE(s) : 1 - I:\VOLATILES\VOA108\2022\220121\V08220121A09.d
Sub List : 8260-Curve - Megamix plus Diox

Compound	R.T.	QIon	Response	Conc	Units	Dev(Min)
Internal Standards						
1) Fluorobenzene	5.609	96	230616	10.000	ug/L	0.00
Standard Area 1 = 222351			Recovery = 103.72%			
59) Chlorobenzene-d5	8.561	117	176924	10.000	ug/L	0.00
Standard Area 1 = 167052			Recovery = 105.91%			
79) 1,4-Dichlorobenzene-d4	10.035	152	86506	10.000	ug/L	0.00
Standard Area 1 = 80447			Recovery = 107.53%			
System Monitoring Compounds						
36) Dibromofluoromethane	4.640	113	60262	9.495	ug/L	0.00
Spiked Amount 10.000	Range 70 - 130		Recovery = 94.95%			
43) 1,2-Dichloroethane-d4	5.263	65	70299	9.665	ug/L	0.00
Spiked Amount 10.000	Range 70 - 130		Recovery = 96.65%			
60) Toluene-d8	7.293	98	221665	9.802	ug/L	0.00
Spiked Amount 10.000	Range 70 - 130		Recovery = 98.02%			
83) 4-Bromofluorobenzene	9.369	95	83460	10.070	ug/L	0.00
Spiked Amount 10.000	Range 70 - 130		Recovery = 100.70%			
Target Compounds						Qvalue
2) Dichlorodifluoromethane	1.001	85	564464	86.825	ug/L	99
3) Chloromethane	1.121	50	606468	81.831	ug/L	99
4) Vinyl chloride	1.179	62	655809	85.259	ug/L	96
5) Bromomethane	1.389	94	338415	85.458	ug/L	98
6) Chloroethane	1.473	64	407941	87.852	ug/L	100
7) Trichlorofluoromethane	1.578	101	864112	88.133	ug/L	97
8) Ethyl ether	1.829	74	285281	88.828	ug/L	83
10) 1,1-Dichloroethene	1.960	96	468427	87.038	ug/L	83
11) Carbon disulfide	1.966	76	1399422	87.343	ug/L	95
12) Freon-113	2.002	101	496009	89.226	ug/L	99
13) Iodomethane	2.065	142	747488	101.547	ug/L	89
14) Acrolein	2.243	56	58281	84.538	ug/L	95
15) Methylene chloride	2.458	84	496382	83.248	ug/L	91
17) Acetone	2.527	43	124197	103.025	ug/L	99
18) trans-1,2-Dichloroethene	2.616	96	508384	84.523	ug/L	90
19) Methyl acetate	2.663	43	292717	86.485	ug/L #	92
20) Methyl tert-butyl ether	2.773	73	1300324	90.631	ug/L	98
21) tert-Butyl alcohol	2.941	59	204466	482.520	ug/L #	70
22) Diisopropyl ether	3.224	45	1757168	86.671	ug/L	92
23) 1,1-Dichloroethane	3.276	63	987158	82.697	ug/L	100
24) Halothane	3.428	117	394011	84.945	ug/L	99

Data Path : I:\VOLATILES\VOA108\2022\220121\
Data File : V08220121A11.d
Acq On : 21 Jan 2022 7:03 am
Operator : VOA108:MKS
Sample : I8260STD80PPB
Misc : WG1597319
ALS Vial : 11 Sample Multiplier: 1

Quant Time: Jan 24 08:52:59 2022
Quant Method : I:\VOLATILES\VOA108\2022\220121\V108_220121A_8260.m
Quant Title : VOLATILES BY GC/MS
QLast Update : Mon Jan 24 08:44:49 2022
Response via : Initial Calibration

CCAL FILE(s) : 1 - I:\VOLATILES\VOA108\2022\220121\V08220121A09.d
Sub List : 8260-Curve - Megamix plus Diox

Compound	R.T.	QIon	Response	Conc	Units		Dev(Min)
25) Acrylonitrile	3.339	53	163542	87.942	ug/L		97
26) Ethyl tert-butyl ether	3.691	59	1681498	90.647	ug/L		94
27) Vinyl acetate	3.664	43	1072127	89.117	ug/L		96
28) cis-1,2-Dichloroethene	3.989	96	541421	84.004	ug/L	#	79
29) 2,2-Dichloropropane	4.131	77	746705	84.238	ug/L		93
30) Bromochloromethane	4.257	128	253147	83.860	ug/L	#	67
31) Cyclohexane	4.252	56	985938	89.144	ug/L		82
32) Chloroform	4.414	83	892584	83.877	ug/L		97
33) Ethyl acetate	4.655	43	419411	91.888	ug/L	#	93
34) Carbon tetrachloride	4.545	117	696680	92.700	ug/L		98
35) Tetrahydrofuran	4.619	42	150106	87.660	ug/L	#	85
37) 1,1,1-Trichloroethane	4.634	97	802952	87.945	ug/L	#	96
39) 2-Butanone	4.834	43	208381	87.228	ug/L	#	42
40) 1,1-Dichloropropene	4.802	75	689722	89.638	ug/L		96
41) Benzene	5.101	78	1968141	85.873	ug/L		95
42) tert-Amyl methyl ether	5.342	73	1309929	93.518	ug/L		93
44) 1,2-Dichloroethane	5.342	62	733547	86.566	ug/L		99
47) Methyl cyclohexane	5.783	83	849715	93.515	ug/L		83
48) Trichloroethene	5.803	95	523322	87.891	ug/L		94
50) Dibromomethane	6.239	93	293979	84.993	ug/L		97
51) 1,2-Dichloropropane	6.349	63	554065	85.323	ug/L		96
53) 2-Chloroethyl vinyl ether	7.093	63	306126	97.511	ug/L		97
54) Bromodichloromethane	6.454	83	681908	89.969	ug/L		99
57) 1,4-Dioxane	6.690	88	41627	778.175	ug/L	#	83
58) cis-1,3-Dichloropropene	7.109	75	819800	93.349	ug/L		100
61) Toluene	7.340	92	1243624	85.767	ug/L		96
62) 4-Methyl-2-pentanone	7.728	58	162762	97.063	ug/L	#	94
63) Tetrachloroethene	7.691	166	520132	88.193	ug/L		92
65) trans-1,3-Dichloropropene	7.743	75	713179	96.353	ug/L		95
67) Ethyl methacrylate	7.932	69	571058	96.132	ug/L		98
68) 1,1,2-Trichloroethane	7.869	83	329583	87.687	ug/L		94
69) Chlorodibromomethane	8.006	129	488262	98.918	ug/L		98
70) 1,3-Dichloropropane	8.079	76	706794	87.500	ug/L		99
71) 1,2-Dibromoethane	8.163	107	406066	89.577	ug/L		99
72) 2-Hexanone	8.394	43	291032	96.429	ug/L		95
73) Chlorobenzene	8.572	112	1371804	86.404	ug/L		91
74) Ethylbenzene	8.614	91	2403273	87.172	ug/L		98
75) 1,1,1,2-Tetrachloroethane	8.630	131	499327	96.600	ug/L		94
76) p/m Xylene	8.719	106	1856552	175.928	ug/L		95
77) o Xylene	8.997	106	1798942	176.053	ug/L		90

Quantitation Report (QT Reviewed)

Data Path : I:\VOLATILES\VOA108\2022\220121\
Data File : V08220121A11.d
Acq On : 21 Jan 2022 7:03 am
Operator : VOA108:MKS
Sample : I8260STD80PPB
Misc : WG1597319
ALS Vial : 11 Sample Multiplier: 1

Quant Time: Jan 24 08:52:59 2022
Quant Method : I:\VOLATILES\VOA108\2022\220121\V108_220121A_8260.m
Quant Title : VOLATILES BY GC/MS
QLast Update : Mon Jan 24 08:44:49 2022
Response via : Initial Calibration

CCAL FILE(s) : 1 - I:\VOLATILES\VOA108\2022\220121\V08220121A09.d
Sub List : 8260-Curve - Megamix plus Diox

	Compound	R.T.	QIon	Response	Conc	Units	Dev(Min)
78)	Styrene	9.033	104	3050024	174.645	ug/L	90
80)	Bromoform	9.038	173	283367	106.288	ug/L	95
82)	Isopropylbenzene	9.206	105	2348905	85.417	ug/L	95
84)	Bromobenzene	9.426	156	551331	84.161	ug/L	98
85)	n-Propylbenzene	9.463	91	2775949	85.090	ug/L	95
86)	1,4-Dichlorobutane	9.458	55	825707	87.606	ug/L	97
87)	1,1,2,2-Tetrachloroethane	9.505	83	463969	87.853	ug/L	98
88)	4-Ethyltoluene	9.531	105	2314693	85.709	ug/L	95
89)	2-Chlorotoluene	9.547	91	1884942	84.051	ug/L	95
90)	1,3,5-Trimethylbenzene	9.589	105	1953943	86.731	ug/L	89
91)	1,2,3-Trichloropropane	9.578	75	390549	86.754	ug/L	98
92)	trans-1,4-Dichloro-2-b...	9.610	53	169547	96.701	ug/L	87
93)	4-Chlorotoluene	9.647	91	1665960	83.151	ug/L	93
94)	tert-Butylbenzene	9.772	119	1719473	86.151	ug/L	97
97)	1,2,4-Trimethylbenzene	9.814	105	1937427	87.211	ug/L	91
98)	sec-Butylbenzene	9.877	105	2525579	85.593	ug/L	97
99)	p-Isopropyltoluene	9.961	119	2233330	86.937	ug/L	95
100)	1,3-Dichlorobenzene	9.993	146	1051863	83.567	ug/L	99
101)	1,4-Dichlorobenzene	10.045	146	1051366	82.649	ug/L	99
102)	p-Diethylbenzene	10.171	119	1323561	87.972	ug/L	94
103)	n-Butylbenzene	10.202	91	1914715	86.487	ug/L	98
104)	1,2-Dichlorobenzene	10.281	146	993661	83.515	ug/L	98
105)	1,2,4,5-Tetramethylben...	10.627	119	2120901	89.354	ug/L	98
106)	1,2-Dibromo-3-chloropr...	10.732	155	76533	96.860	ug/L	93
107)	1,3,5-Trichlorobenzene	10.758	180	807907	84.376	ug/L	96
108)	Hexachlorobutadiene	11.104	225	359359	85.387	ug/L	95
109)	1,2,4-Trichlorobenzene	11.109	180	753849	86.854	ug/L	98
110)	Naphthalene	11.288	128	1696085	90.183	ug/L	100
111)	1,2,3-Trichlorobenzene	11.393	180	692711	87.334	ug/L	100

(#) = qualifier out of range (m) = manual integration (+) = signals summed

Quantitation Report (QT Reviewed)

Data Path : I:\VOLATILES\VOA108\2022\220121\
Data File : V08220121A11.d
Acq On : 21 Jan 2022 7:03 am
Operator : VOA108:MKS
Sample : I8260STD80PPB
Misc : WG1597319
ALS Vial : 11 Sample Multiplier: 1

Quant Time: Jan 24 08:52:59 2022
Quant Method : I:\VOLATILES\VOA108\2022\220121\V108_220121A_8260.m
Quant Title : VOLATILES BY GC/MS
QLast Update : Mon Jan 24 08:44:49 2022
Response via : Initial Calibration

Sub List : 8260-Curve - Megamix plus Diox20121\V08220121A09.d•

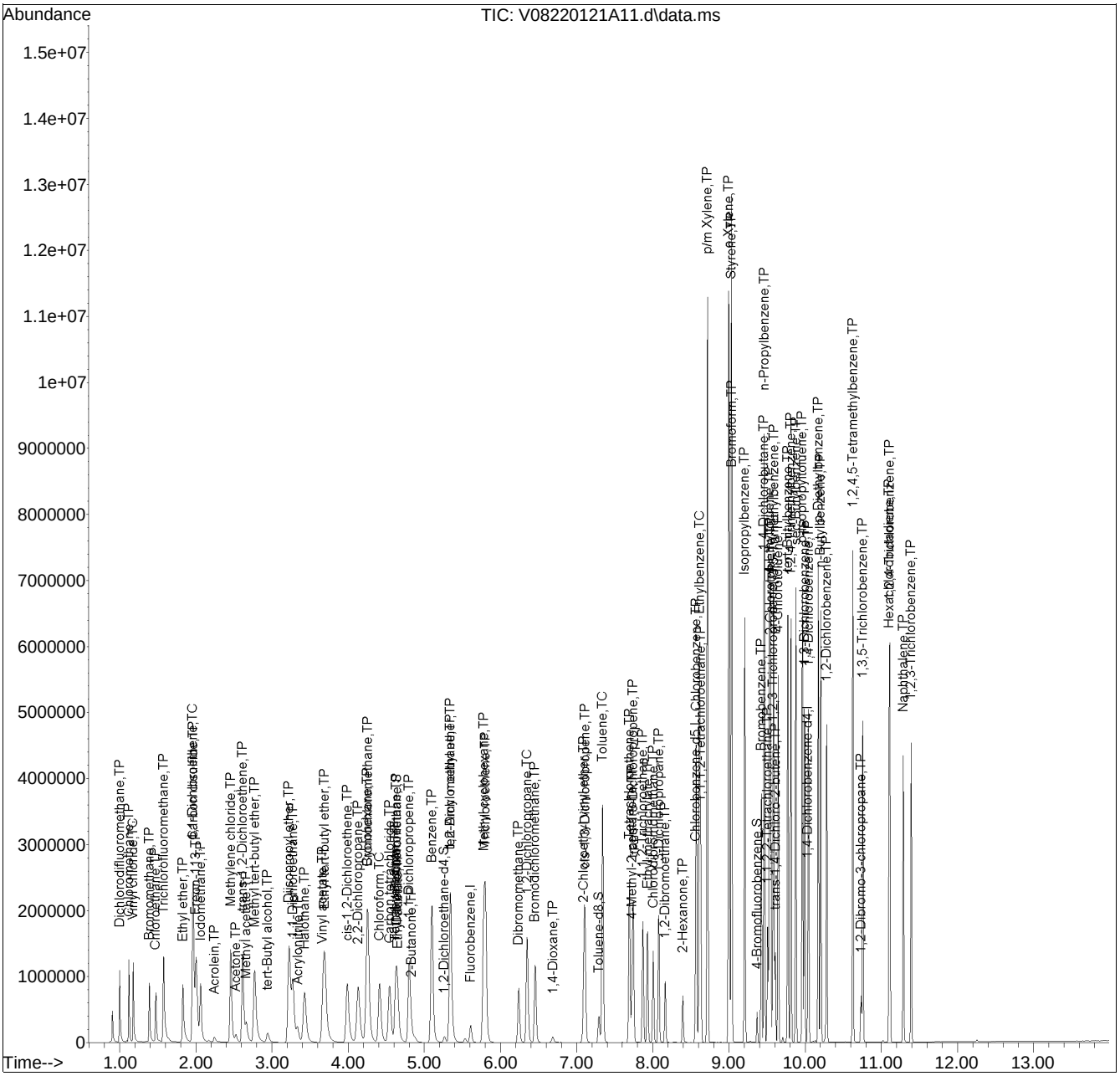

Manual Integration Report

Data Path	: I:\VOLATILES\VOA108\2022\2	QMethod	: V108_220121A_8260.m
Data File	: V08220121A11.d	Operator	: VOA108:MKS
Date Inj'd	: 1/21/2022 7:03 am	Instrument	: VOA 108
Sample	: I8260STD80PPB	Quant Date	: 1/24/2022 8:46 am

There are no manual integrations or false positives in this file.

Quantitation Report (QT Reviewed)

Data Path : I:\VOLATILES\VOA108\2022\220121\
Data File : V08220121A12.d
Acq On : 21 Jan 2022 7:23 am
Operator : VOA108:MKS
Sample : I8260STD120PPB
Misc : WG1597319
ALS Vial : 12 Sample Multiplier: 1

Quant Time: Jan 24 08:54:10 2022
Quant Method : I:\VOLATILES\VOA108\2022\220121\V108_220121A_8260.m
Quant Title : VOLATILES BY GC/MS
QLast Update : Mon Jan 24 08:44:49 2022
Response via : Initial Calibration

CCAL FILE(s) : 1 - I:\VOLATILES\VOA108\2022\220121\V08220121A09.d
Sub List : 8260-Curve - Megamix plus Diox

Compound	R.T.	QIon	Response	Conc Units	Dev(Min)
Internal Standards					
1) Fluorobenzene	5.610	96	238431	10.000 ug/L	0.00
Standard Area 1 = 222351			Recovery = 107.23%		
59) Chlorobenzene-d5	8.562	117	185504	10.000 ug/L	0.00
Standard Area 1 = 167052			Recovery = 111.05%		
79) 1,4-Dichlorobenzene-d4	10.035	152	86557	10.000 ug/L	0.00
Standard Area 1 = 80447			Recovery = 107.60%		
System Monitoring Compounds					
36) Dibromofluoromethane	4.645	113	63105	9.617 ug/L	0.00
Spiked Amount 10.000	Range 70 - 130		Recovery = 96.17%		
43) 1,2-Dichloroethane-d4	5.264	65	72699	9.667 ug/L	0.00
Spiked Amount 10.000	Range 70 - 130		Recovery = 96.67%		
60) Toluene-d8	7.293	98	230159	9.707 ug/L	0.00
Spiked Amount 10.000	Range 70 - 130		Recovery = 97.07%		
83) 4-Bromofluorobenzene	9.369	95	83986	10.128 ug/L	0.00
Spiked Amount 10.000	Range 70 - 130		Recovery = 101.28%		
Target Compounds					Qvalue
2) Dichlorodifluoromethane	1.001	85	865345	128.743 ug/L	99
3) Chloromethane	1.122	50	942887	123.054 ug/L	99
4) Vinyl chloride	1.179	62	1021687	128.472 ug/L	97
5) Bromomethane	1.389	94	555588	135.701 ug/L	99
6) Chloroethane	1.473	64	616674	128.450 ug/L	99
7) Trichlorofluoromethane	1.578	101	1317726	129.994 ug/L	97
8) Ethyl ether	1.829	74	436075	131.331 ug/L	82
10) 1,1-Dichloroethene	1.961	96	718727	129.169 ug/L	83
11) Carbon disulfide	1.966	76	2164701	130.679 ug/L	96
12) Freon-113	2.003	101	758298	131.937 ug/L	99
13) Iodomethane	2.065	142	1130625	148.562 ug/L	89
14) Acrolein	2.244	56	86861	121.864 ug/L	95
15) Methylene chloride	2.459	84	759003	123.120 ug/L	91
17) Acetone	2.527	43	187824	150.699 ug/L	99
18) trans-1,2-Dichloroethene	2.616	96	780111	125.448 ug/L	90
19) Methyl acetate	2.663	43	433949	124.010 ug/L #	93
20) Methyl tert-butyl ether	2.773	73	1977638	133.322 ug/L	98
21) tert-Butyl alcohol	2.941	59	305139	696.495 ug/L #	70
22) Diisopropyl ether	3.224	45	2697518	128.693 ug/L	92
23) 1,1-Dichloroethane	3.277	63	1513568	122.640 ug/L	99
24) Halothane	3.429	117	609413	127.077 ug/L	98

Data Path : I:\VOLATILES\VOA108\2022\220121\
Data File : V08220121A12.d
Acq On : 21 Jan 2022 7:23 am
Operator : VOA108:MKS
Sample : I8260STD120PPB
Misc : WG1597319
ALS Vial : 12 Sample Multiplier: 1

Quant Time: Jan 24 08:54:10 2022
Quant Method : I:\VOLATILES\VOA108\2022\220121\V108_220121A_8260.m
Quant Title : VOLATILES BY GC/MS
QLast Update : Mon Jan 24 08:44:49 2022
Response via : Initial Calibration

CCAL FILE(s) : 1 - I:\VOLATILES\VOA108\2022\220121\V08220121A09.d
Sub List : 8260-Curve - Megamix plus Diox

Compound	R.T.	QIon	Response	Conc Units		Dev(Min)
25) Acrylonitrile	3.334	53	246061	127.979 ug/L		97
26) Ethyl tert-butyl ether	3.691	59	2586293	134.853 ug/L		94
27) Vinyl acetate	3.665	43	1659939	133.454 ug/L	#	96
28) cis-1,2-Dichloroethene	3.990	96	833861	125.137 ug/L	#	79
29) 2,2-Dichloropropane	4.131	77	1134154	123.754 ug/L		93
30) Bromochloromethane	4.257	128	383097	122.749 ug/L	#	67
31) Cyclohexane	4.252	56	1520408	132.962 ug/L		83
32) Chloroform	4.414	83	1367779	124.319 ug/L		97
33) Ethyl acetate	4.656	43	633172	134.173 ug/L	#	94
34) Carbon tetrachloride	4.545	117	1090692	140.370 ug/L		99
35) Tetrahydrofuran	4.614	42	223524	126.256 ug/L	#	85
37) 1,1,1-Trichloroethane	4.629	97	1237393	131.087 ug/L	#	96
39) 2-Butanone	4.829	43	310761	125.821 ug/L	#	40
40) 1,1-Dichloropropene	4.802	75	1063515	133.686 ug/L		96
41) Benzene	5.101	78	3021843	127.527 ug/L		95
42) tert-Amyl methyl ether	5.342	73	2024242	139.777 ug/L		92
44) 1,2-Dichloroethane	5.342	62	1121934	128.059 ug/L		98
47) Methyl cyclohexane	5.783	83	1309594	139.402 ug/L		83
48) Trichloroethene	5.804	95	801489	130.197 ug/L		94
50) Dibromomethane	6.239	93	453706	126.873 ug/L		97
51) 1,2-Dichloropropane	6.349	63	852997	127.052 ug/L		96
53) 2-Chloroethyl vinyl ether	7.094	63	470090	144.830 ug/L		97
54) Bromodichloromethane	6.454	83	1057893	135.001 ug/L		99
57) 1,4-Dioxane	6.685	88	58365	1055.313 ug/L	#	84
58) cis-1,3-Dichloropropene	7.109	75	1259857	138.755 ug/L		99
61) Toluene	7.340	92	1907324	125.455 ug/L		96
62) 4-Methyl-2-pentanone	7.728	58	245934	139.879 ug/L	#	95
63) Tetrachloroethene	7.691	166	796317	128.777 ug/L		93
65) trans-1,3-Dichloropropene	7.744	75	1104352	142.302 ug/L		96
67) Ethyl methacrylate	7.932	69	863628	138.659 ug/L		98
68) 1,1,2-Trichloroethane	7.869	83	504362	127.981 ug/L		94
69) Chlorodibromomethane	8.006	129	759553	146.762 ug/L		98
70) 1,3-Dichloropropane	8.079	76	1075025	126.931 ug/L		99
71) 1,2-Dibromoethane	8.163	107	623713	131.226 ug/L		99
72) 2-Hexanone	8.394	43	431780	136.446 ug/L		95
73) Chlorobenzene	8.572	112	2103092	126.338 ug/L		90
74) Ethylbenzene	8.614	91	3684808	127.474 ug/L		98
75) 1,1,1,2-Tetrachloroethane	8.630	131	776866	143.341 ug/L		95
76) p/m Xylene	8.719	106	2877730	260.082 ug/L		94
77) o Xylene	9.002	106	2761640	257.766 ug/L		89

Quantitation Report (QT Reviewed)

Data Path : I:\VOLATILES\VOA108\2022\220121\
Data File : V08220121A12.d
Acq On : 21 Jan 2022 7:23 am
Operator : VOA108:MKS
Sample : I8260STD120PPB
Misc : WG1597319
ALS Vial : 12 Sample Multiplier: 1

Quant Time: Jan 24 08:54:10 2022
Quant Method : I:\VOLATILES\VOA108\2022\220121\V108_220121A_8260.m
Quant Title : VOLATILES BY GC/MS
QLast Update : Mon Jan 24 08:44:49 2022
Response via : Initial Calibration

CCAL FILE(s) : 1 - I:\VOLATILES\VOA108\2022\220121\V08220121A09.d
Sub List : 8260-Curve - Megamix plus Diox

	Compound	R.T.	QIon	Response	Conc	Units	Dev(Min)
78)	Styrene	9.033	104	4683065	255.751	ug/L	91
80)	Bromoform	9.039	173	445557	167.025	ug/L	96
82)	Isopropylbenzene	9.206	105	3609802	131.191	ug/L	95
84)	Bromobenzene	9.427	156	836198	127.570	ug/L	98
85)	n-Propylbenzene	9.463	91	4270951	130.839	ug/L	95
86)	1,4-Dichlorobutane	9.463	55	1268182	134.472	ug/L	97
87)	1,1,2,2-Tetrachloroethane	9.511	83	687365	130.076	ug/L	98
88)	4-Ethyltoluene	9.532	105	3516264	130.125	ug/L	95
89)	2-Chlorotoluene	9.547	91	2864076	127.636	ug/L	94
90)	1,3,5-Trimethylbenzene	9.589	105	2991504	132.708	ug/L	89
91)	1,2,3-Trichloropropane	9.579	75	580157	128.796	ug/L	99
92)	trans-1,4-Dichloro-2-b...	9.610	53	261117M1	148.841	ug/L	
93)	4-Chlorotoluene	9.647	91	2541890	126.796	ug/L	93
94)	tert-Butylbenzene	9.773	119	2631254	131.757	ug/L	97
97)	1,2,4-Trimethylbenzene	9.815	105	2956295	132.995	ug/L	91
98)	sec-Butylbenzene	9.878	105	3832317	129.802	ug/L	97
99)	p-Isopropyltoluene	9.967	119	3403760	132.420	ug/L	95
100)	1,3-Dichlorobenzene	9.993	146	1607182	127.609	ug/L	99
101)	1,4-Dichlorobenzene	10.045	146	1608322	126.357	ug/L	98
102)	p-Diethylbenzene	10.171	119	2062423	137.000	ug/L	94
103)	n-Butylbenzene	10.203	91	2945226	132.957	ug/L	97
104)	1,2-Dichlorobenzene	10.281	146	1515581	127.305	ug/L	98
105)	1,2,4,5-Tetramethylben...	10.627	119	3331203	140.262	ug/L	98
106)	1,2-Dibromo-3-chloropr...	10.732	155	117353	148.434	ug/L	90
107)	1,3,5-Trichlorobenzene	10.758	180	1280148	133.617	ug/L	95
108)	Hexachlorobutadiene	11.104	225	568108	134.909	ug/L	96
109)	1,2,4-Trichlorobenzene	11.115	180	1174925	135.288	ug/L	98
110)	Naphthalene	11.288	128	2619027	139.175	ug/L	100
111)	1,2,3-Trichlorobenzene	11.393	180	1079487	136.017	ug/L	99

(#) = qualifier out of range (m) = manual integration (+) = signals summed

Quantitation Report (QT Reviewed)

Data Path : I:\VOLATILES\VOA108\2022\220121\
Data File : V08220121A12.d
Acq On : 21 Jan 2022 7:23 am
Operator : VOA108:MKS
Sample : I8260STD120PPB
Misc : WG1597319
ALS Vial : 12 Sample Multiplier: 1

Quant Time: Jan 24 08:54:10 2022
Quant Method : I:\VOLATILES\VOA108\2022\220121\V108_220121A_8260.m
Quant Title : VOLATILES BY GC/MS
QLast Update : Mon Jan 24 08:44:49 2022
Response via : Initial Calibration

Sub List : 8260-Curve - Megamix plus Diox20121\V08220121A09.d•

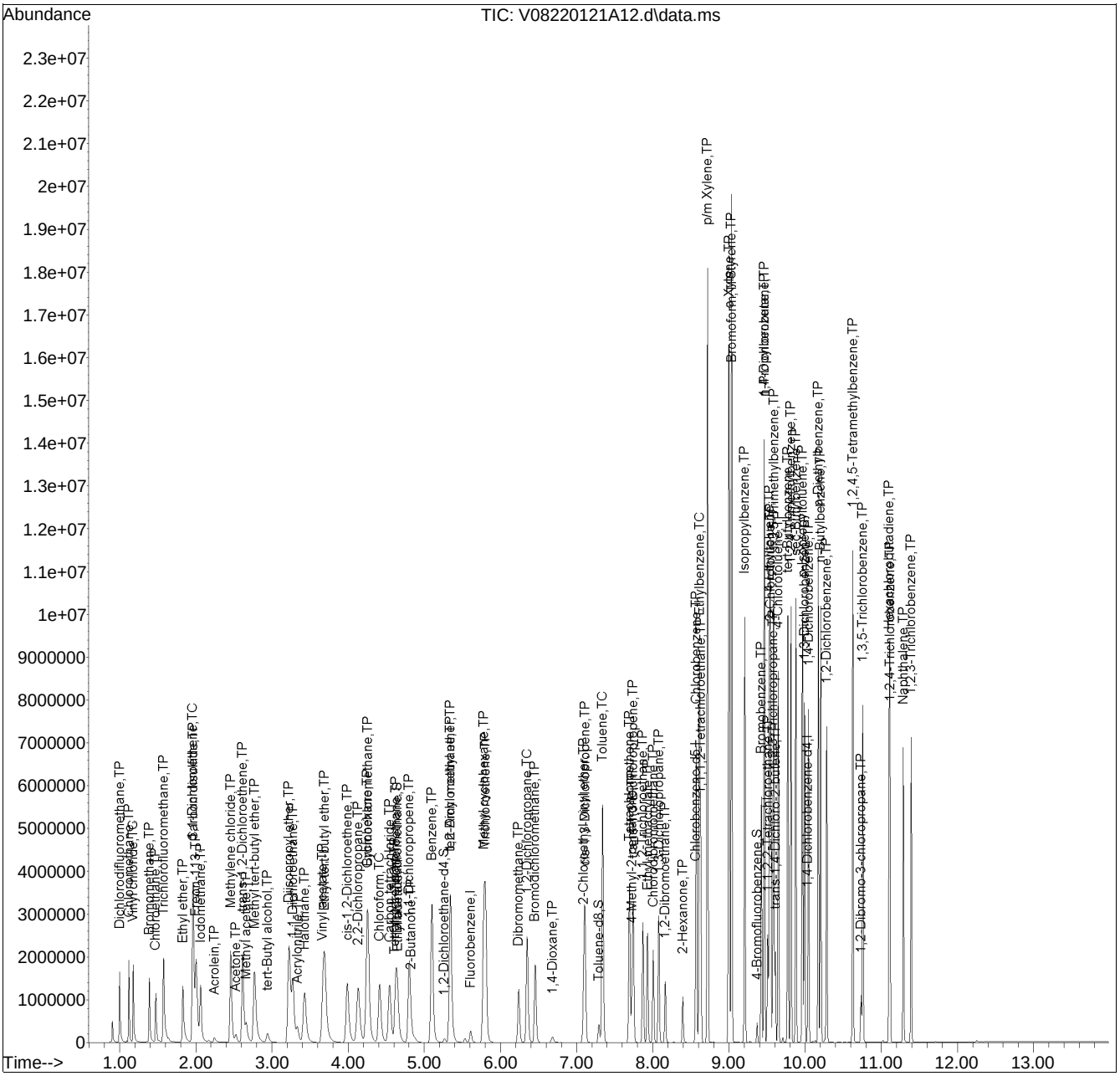

Manual Integration Report

Data Path : I:\VOLATILES\VOA108\2022\2Q
Data File : V08220121A12.d
Date Inj'd : 1/21/2022 7:23 am
Sample : I8260STD120PPB

Method : V108_220121A_8260.m
Operator : VOA108:MKS
Instrument : VOA 108
Quant Date : 1/24/2022 8:46 am

Compound #92: trans-1,4-Dichloro-2-butene

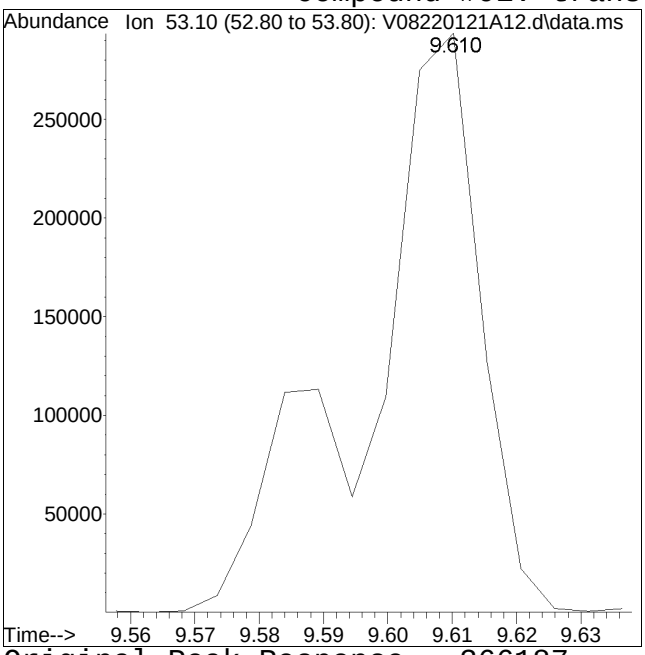

Original Peak Response = 366187

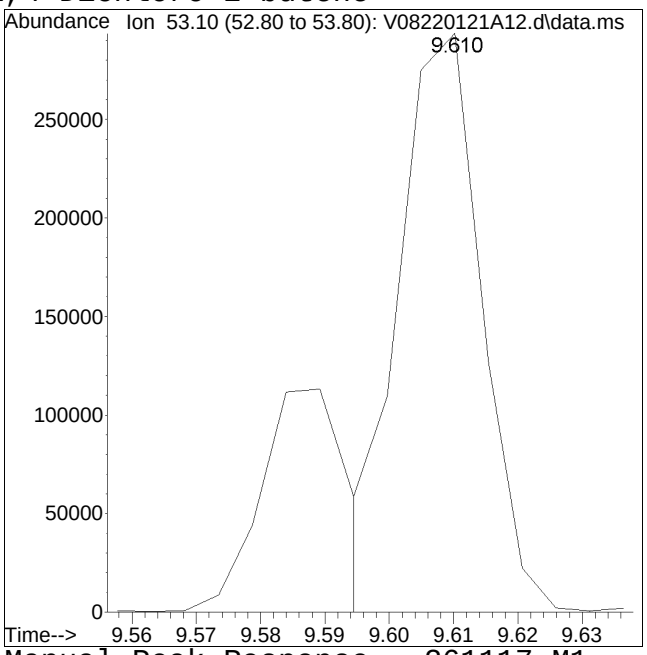

Manual Peak Response = 261117 M1

M1 = Split or tailing peak, auto integration stopped early resulting in false low area count.

Quantitation Report (QT Reviewed)

Data Path : I:\VOLATILES\VOA108\2022\220121\
Data File : V08220121A13.d
Acq On : 21 Jan 2022 7:44 am
Operator : VOA108:MKS
Sample : I8260STD200PPB
Misc : WG1597319
ALS Vial : 13 Sample Multiplier: 1

Quant Time: Jan 24 08:55:03 2022
Quant Method : I:\VOLATILES\VOA108\2022\220121\V108_220121A_8260.m
Quant Title : VOLATILES BY GC/MS
QLast Update : Mon Jan 24 08:44:49 2022
Response via : Initial Calibration

CCAL FILE(s) : 1 - I:\VOLATILES\VOA108\2022\220121\V08220121A09.d
Sub List : 8260-Curve - Megamix plus Diox

Compound	R.T.	QIon	Response	Conc Units	Dev(Min)
Internal Standards					
1) Fluorobenzene	5.609	96	239883	10.000 ug/L	0.00
Standard Area 1 = 222351			Recovery = 107.88%		
59) Chlorobenzene-d5	8.561	117	183829	10.000 ug/L	0.00
Standard Area 1 = 167052			Recovery = 110.04%		
79) 1,4-Dichlorobenzene-d4	10.040	152	87595	10.000 ug/L	0.00
Standard Area 1 = 80447			Recovery = 108.89%		
System Monitoring Compounds					
36) Dibromofluoromethane	4.645	113	63788	9.663 ug/L	0.00
Spiked Amount 10.000	Range 70 - 130		Recovery = 96.63%		
43) 1,2-Dichloroethane-d4	5.269	65	72083	9.528 ug/L	0.00
Spiked Amount 10.000	Range 70 - 130		Recovery = 95.28%		
60) Toluene-d8	7.293	98	230471	9.809 ug/L	0.00
Spiked Amount 10.000	Range 70 - 130		Recovery = 98.09%		
83) 4-Bromofluorobenzene	9.369	95	82669	9.851 ug/L	0.00
Spiked Amount 10.000	Range 70 - 130		Recovery = 98.51%		
Target Compounds					Qvalue
2) Dichlorodifluoromethane	1.001	85	1457168	215.480 ug/L	99
3) Chloromethane	1.121	50	1603316	207.979 ug/L	99
4) Vinyl chloride	1.179	62	1711583	213.919 ug/L	96
5) Bromomethane	1.389	94	992228	240.882 ug/L	98
6) Chloroethane	1.473	64	1014416	210.019 ug/L	100
7) Trichlorofluoromethane	1.578	101	2195608	215.286 ug/L	97
8) Ethyl ether	1.829	74	731412	218.943 ug/L	83
10) 1,1-Dichloroethene	1.960	96	1206761	215.564 ug/L	83
11) Carbon disulfide	1.966	76	3619565	217.183 ug/L	96
12) Freon-113	2.002	101	1272525	220.068 ug/L	99
13) Iodomethane	2.060	142	1832262	239.299 ug/L	89
14) Acrolein	2.243	56	149190	208.043 ug/L	95
15) Methylene chloride	2.458	84	1262567	203.564 ug/L	91
17) Acetone	2.527	43	333312	265.811 ug/L	100
18) trans-1,2-Dichloroethene	2.616	96	1306162	208.770 ug/L	90
19) Methyl acetate	2.663	43	749444	212.874 ug/L #	93
20) Methyl tert-butyl ether	2.773	73	3355101	224.814 ug/L	98
21) tert-Butyl alcohol	2.946	59	538512	1221.741 ug/L #	67
22) Diisopropyl ether	3.224	45	4533981	214.997 ug/L	92
23) 1,1-Dichloroethane	3.276	63	2540771	204.626 ug/L	99
24) Halothane	3.428	117	1026311	212.715 ug/L	99

Data Path : I:\VOLATILES\VOA108\2022\220121\
Data File : V08220121A13.d
Acq On : 21 Jan 2022 7:44 am
Operator : VOA108:MKS
Sample : I8260STD200PPB
Misc : WG1597319
ALS Vial : 13 Sample Multiplier: 1

Quant Time: Jan 24 08:55:03 2022
Quant Method : I:\VOLATILES\VOA108\2022\220121\V108_220121A_8260.m
Quant Title : VOLATILES BY GC/MS
QLast Update : Mon Jan 24 08:44:49 2022
Response via : Initial Calibration

CCAL FILE(s) : 1 - I:\VOLATILES\VOA108\2022\220121\V08220121A09.d
Sub List : 8260-Curve - Megamix plus Diox

Compound	R.T.	QIon	Response	Conc	Units		Dev(Min)
25) Acrylonitrile	3.339	53	416374	215.250	ug/L		98
26) Ethyl tert-butyl ether	3.691	59	4367046	226.326	ug/L		93
27) Vinyl acetate	3.664	43	2865404	228.976	ug/L	#	96
28) cis-1,2-Dichloroethene	3.989	96	1393039	207.787	ug/L	#	79
29) 2,2-Dichloropropane	4.131	77	1931770	209.511	ug/L		94
30) Bromochloromethane	4.262	128	621135	197.814	ug/L	#	67
31) Cyclohexane	4.252	56	2556624	222.228	ug/L		82
32) Chloroform	4.414	83	2288043	206.704	ug/L		97
33) Ethyl acetate	4.655	43	1083145	228.136	ug/L	#	94
34) Carbon tetrachloride	4.545	117	1876595	240.052	ug/L		99
35) Tetrahydrofuran	4.613	42	383328	215.210	ug/L	#	84
37) 1,1,1-Trichloroethane	4.634	97	2081895	219.216	ug/L	#	96
39) 2-Butanone	4.828	43	532634	214.347	ug/L	#	42
40) 1,1-Dichloropropene	4.802	75	1788163	223.415	ug/L		96
41) Benzene	5.101	78	5042249	211.503	ug/L		95
42) tert-Amyl methyl ether	5.342	73	3449799	236.771	ug/L		92
44) 1,2-Dichloroethane	5.347	62	1891166	214.554	ug/L		98
47) Methyl cyclohexane	5.783	83	2217060	234.570	ug/L		84
48) Trichloroethene	5.803	95	1360909	219.734	ug/L		94
50) Dibromomethane	6.239	93	769154	213.781	ug/L		97
51) 1,2-Dichloropropane	6.349	63	1433737	212.259	ug/L		96
53) 2-Chloroethyl vinyl ether	7.093	63	802001	245.593	ug/L		96
54) Bromodichloromethane	6.459	83	1791958	227.293	ug/L		99
57) 1,4-Dioxane	6.684	88	107537	1932.635	ug/L	#	82
58) cis-1,3-Dichloropropene	7.109	75	2136919	233.926	ug/L		100
61) Toluene	7.340	92	3213965	213.326	ug/L		96
62) 4-Methyl-2-pentanone	7.728	58	420170	241.157	ug/L	#	95
63) Tetrachloroethene	7.696	166	1339851	218.649	ug/L		93
65) trans-1,3-Dichloropropene	7.743	75	1884808	245.080	ug/L		96
67) Ethyl methacrylate	7.932	69	1469280	238.048	ug/L		98
68) 1,1,2-Trichloroethane	7.869	83	851128	217.941	ug/L		94
69) Chlorodibromomethane	8.006	129	1302294	253.925	ug/L		97
70) 1,3-Dichloropropane	8.079	76	1810220	215.686	ug/L		99
71) 1,2-Dibromoethane	8.163	107	1048627	222.636	ug/L		99
72) 2-Hexanone	8.394	43	733381	233.867	ug/L		96
73) Chlorobenzene	8.572	112	3537124	214.420	ug/L		90
74) Ethylbenzene	8.614	91	6180727	215.768	ug/L		97
75) 1,1,1,2-Tetrachloroethane	8.629	131	1318922	245.575	ug/L		94
76) p/m Xylene	8.719	106	4844730	441.844	ug/L		87
77) o Xylene	9.002	106	4661447	439.055	ug/L		80

Quantitation Report (QT Reviewed)

Data Path : I:\VOLATILES\VOA108\2022\220121\
Data File : V08220121A13.d
Acq On : 21 Jan 2022 7:44 am
Operator : VOA108:MKS
Sample : I8260STD200PPB
Misc : WG1597319
ALS Vial : 13 Sample Multiplier: 1

Quant Time: Jan 24 08:55:03 2022
Quant Method : I:\VOLATILES\VOA108\2022\220121\V108_220121A_8260.m
Quant Title : VOLATILES BY GC/MS
QLast Update : Mon Jan 24 08:44:49 2022
Response via : Initial Calibration

CCAL FILE(s) : 1 - I:\VOLATILES\VOA108\2022\220121\V08220121A09.d
Sub List : 8260-Curve - Megamix plus Diox

	Compound	R.T.	QIon	Response	Conc	Units		Dev(Min)
78)	Styrene	9.038	104	7756186	427.439	ug/L		91
80)	Bromoform	9.038	173	771414	285.752	ug/L		95
82)	Isopropylbenzene	9.206	105	6006745	215.716	ug/L		94
84)	Bromobenzene	9.426	156	1399100	210.917	ug/L		98
85)	n-Propylbenzene	9.463	91	7026856	212.715	ug/L		94
86)	1,4-Dichlorobutane	9.463	55	2132695	223.461	ug/L		97
87)	1,1,2,2-Tetrachloroethane	9.510	83	1160252	216.963	ug/L		98
88)	4-Ethyltoluene	9.537	105	5890914	215.419	ug/L		94
89)	2-Chlorotoluene	9.547	91	4786279	210.770	ug/L		94
90)	1,3,5-Trimethylbenzene	9.589	105	5055873	221.629	ug/L		89
91)	1,2,3-Trichloropropane	9.578	75	979487	214.871	ug/L		99
92)	trans-1,4-Dichloro-2-b...	9.610	53	416352	234.515	ug/L	#	81
93)	4-Chlorotoluene	9.652	91	4238165	208.905	ug/L		93
94)	tert-Butylbenzene	9.772	119	4450740	220.225	ug/L		97
97)	1,2,4-Trimethylbenzene	9.814	105	5069666	225.367	ug/L		91
98)	sec-Butylbenzene	9.877	105	6518417	218.164	ug/L		96
99)	p-Isopropyltoluene	9.966	119	5854990	225.084	ug/L		96
100)	1,3-Dichlorobenzene	9.993	146	2754520	216.116	ug/L		99
101)	1,4-Dichlorobenzene	10.045	146	2765170	214.670	ug/L		99
102)	p-Diethylbenzene	10.176	119	3616646	237.395	ug/L		94
103)	n-Butylbenzene	10.208	91	5080608	226.637	ug/L		97
104)	1,2-Dichlorobenzene	10.286	146	2599434	215.759	ug/L		99
105)	1,2,4,5-Tetramethylben...	10.627	119	5789499	240.881	ug/L		98
106)	1,2-Dibromo-3-chloropr...	10.732	155	212292	265.335	ug/L		92
107)	1,3,5-Trichlorobenzene	10.758	180	2186476	225.512	ug/L		96
108)	Hexachlorobutadiene	11.104	225	967572	227.047	ug/L		96
109)	1,2,4-Trichlorobenzene	11.115	180	2033530	231.378	ug/L		98
110)	Naphthalene	11.288	128	4480143	235.253	ug/L		100
111)	1,2,3-Trichlorobenzene	11.393	180	1846544	229.910	ug/L		99

(#) = qualifier out of range (m) = manual integration (+) = signals summed

Quantitation Report (QT Reviewed)

Data Path : I:\VOLATILES\VOA108\2022\220121\
Data File : V08220121A13.d
Acq On : 21 Jan 2022 7:44 am
Operator : VOA108:MKS
Sample : I8260STD200PPB
Misc : WG1597319
ALS Vial : 13 Sample Multiplier: 1

Quant Time: Jan 24 08:55:03 2022
Quant Method : I:\VOLATILES\VOA108\2022\220121\V108_220121A_8260.m
Quant Title : VOLATILES BY GC/MS
QLast Update : Mon Jan 24 08:44:49 2022
Response via : Initial Calibration

Sub List : 8260-Curve - Megamix plus Diox20121\V08220121A09.d•

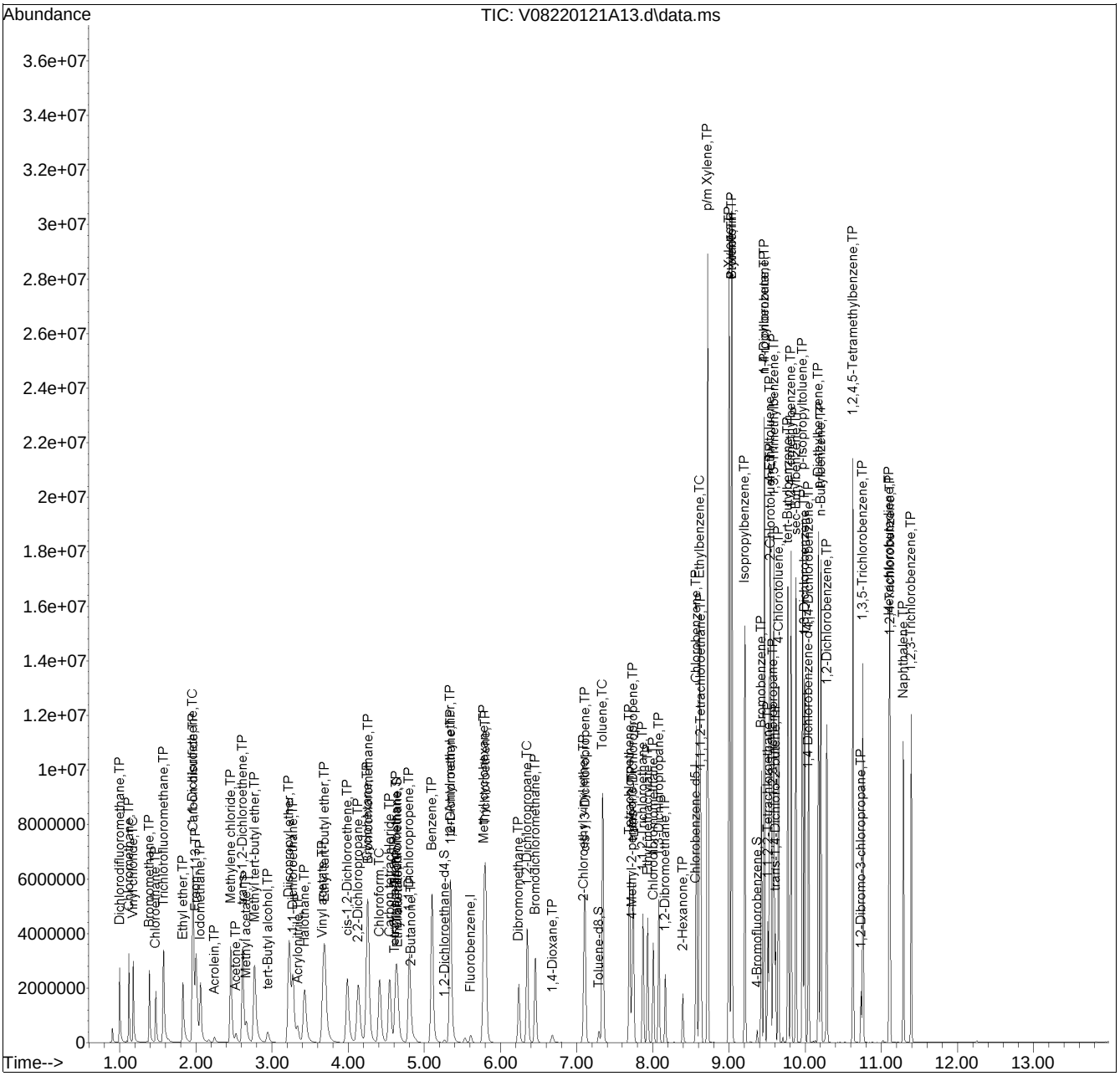

Manual Integration Report

Data Path	: I:\VOLATILES\VOA108\2022\2	QMethod	: V108_220121A_8260.m
Data File	: V08220121A13.d	Operator	: VOA108:MKS
Date Inj'd	: 1/21/2022 7:44 am	Instrument	: VOA 108
Sample	: I8260STD200PPB	Quant Date	: 1/24/2022 8:46 am

There are no manual integrations or false positives in this file.

Evaluate Continuing Calibration Report

Data Path : I:\VOLATILES\VOA108\2022\220121\
Data File : V08220121A19.d
Acq On : 21 Jan 2022 9:46 am
Operator : VOA108:MKS
Sample : C8260STD10PPB
Misc : WG1597319
ALS Vial : 19 Sample Multiplier: 1

Quant Time: Jan 24 09:00:53 2022
Quant Method : I:\VOLATILES\VOA108\2022\220121\V108_220121A_8260.m
Quant Title : VOLATILES BY GC/MS
QLast Update : Mon Jan 24 08:59:42 2022
Response via : Initial Calibration

Min. RRF : 0.000 Min. Rel. Area : 50% Max. R.T. Dev 0.50min
Max. RRF Dev : 20% Max. Rel. Area : 200%

		Compound	AvgRF	CCRF	%Dev	Area%	Dev(min)
1	I	Fluorobenzene	1.000	1.000	0.0	98	0.00
2	TP	Dichlorodifluoromethane	0.315	0.189	40.0#	66	0.00
3	TP	Chloromethane	0.366	0.388	-6.0	119	0.00
4	TC	Vinyl chloride	0.369	0.324	12.2	95	0.00
5	TP	Bromomethane	0.208	0.267	-28.4#	153	0.00
6	TP	Chloroethane	0.232	0.242	-4.3	118	0.00
7	TP	Trichlorofluoromethane	0.477	0.361	24.3#	83	0.00
8	TP	Ethyl ether	0.160	0.197	-23.1#	139	0.00
10	TC	1,1-Dichloroethene	0.264	0.217	17.8	91	0.00
11	TP	Carbon disulfide	0.806	0.949	-17.7	132	0.00
12	TP	Freon-113	0.273	0.221	19.0	90	0.00
13	TP	Iodomethane	0.389	0.438	-12.6	133	0.00
14	TP	Acrolein	0.032	0.034	-6.3	111	0.00
15	TP	Methylene chloride	0.281	0.354	-26.0#	134	0.00
17	TP	Acetone	0.068	0.085	-25.0#	148	0.00
18	TP	trans-1,2-Dichloroethene	0.295	0.304	-3.1	115	0.00
19	TP	Methyl acetate	0.159	0.175	-10.1	117	0.00
20	TP	Methyl tert-butyl ether	0.729	0.813	-11.5	128	0.00
21	TP	tert-Butyl alcohol	0.022	0.023	-4.5	125	0.01
22	TP	Diisopropyl ether	1.011	1.225	-21.2#	137	0.00
23	TP	1,1-Dichloroethane	0.585	0.647	-10.6	123	0.00
24	TP	Halothane	0.225	0.233	-3.6	114	0.00
25	TP	Acrylonitrile	0.091	0.088	3.3	107	0.00
26	TP	Ethyl tert-butyl ether	0.942	1.129	-19.9	138	0.01
27	TP	Vinyl acetate	0.600	0.556	7.3	105	0.00
28	TP	cis-1,2-Dichloroethene	0.315	0.361	-14.6	127	0.00
29	TP	2,2-Dichloropropane	0.435	0.356	18.2	91	0.00
30	TP	Bromochloromethane	0.144	0.172	-19.4	129	0.00
31	TP	Cyclohexane	0.544	0.416	23.5#	85	0.00
32	TC	Chloroform	0.526	0.602	-14.4	128	0.00
33	TP	Ethyl acetate	0.224	0.273	-21.9#	135	0.00
34	TP	Carbon tetrachloride	0.369	0.299	19.0	90	0.01
35	TP	Tetrahydrofuran	0.081	0.090	-11.1	118	0.00
36	S	Dibromofluoromethane	0.270	0.270	0.0	96	0.00
37	TP	1,1,1-Trichloroethane	0.448	0.417	6.9	103	0.00
39	TP	2-Butanone	0.115	0.124	-7.8	118	0.00
40	TP	1,1-Dichloropropene	0.384	0.327	14.8	96	0.00
41	TP	Benzene	1.116	1.235	-10.7	122	0.00
42	TP	tert-Amyl methyl ether	0.723	0.821	-13.6	132	0.00

Data Path : I:\VOLATILES\VOA108\2022\220121\
Data File : V08220121A19.d
Acq On : 21 Jan 2022 9:46 am
Operator : VOA108:MKS
Sample : C8260STD10PPB
Misc : WG1597319
ALS Vial : 19 Sample Multiplier: 1

Quant Time: Jan 24 09:00:53 2022
Quant Method : I:\VOLATILES\VOA108\2022\220121\V108_220121A_8260.m
Quant Title : VOLATILES BY GC/MS
QLast Update : Mon Jan 24 08:59:42 2022
Response via : Initial Calibration

Min. RRF : 0.000 Min. Rel. Area : 50% Max. R.T. Dev 0.50min
Max. RRF Dev : 20% Max. Rel. Area : 200%

		Compound	AvgRF	CCRF	%Dev	Area%	Dev(min)
43	S	1,2-Dichloroethane-d4	0.312	0.319	-2.2	99	0.00
44	TP	1,2-Dichloroethane	0.429	0.481	-12.1	128	0.00
47	TP	Methyl cyclohexane	0.456	0.355	22.1#	89	0.00
48	TP	Trichloroethene	0.285	0.319	-11.9	121	0.00
50	TP	Dibromomethane	0.168	0.183	-8.9	120	0.00
51	TC	1,2-Dichloropropane	0.321	0.373	-16.2	130	0.00
53	TP	2-Chloroethyl vinyl ether	0.165	0.205	-24.2#	148	0.00
54	TP	Bromodichloromethane	0.388	0.441	-13.7	132	0.00
57	TP	1,4-Dioxane	0.00216	0.00233#	-7.9	99	0.00
58	TP	cis-1,3-Dichloropropene	0.434	0.506	-16.6	130	0.00
59	I	Chlorobenzene-d5	1.000	1.000	0.0	100	0.00
60	S	Toluene-d8	1.255	1.278	-1.8	100	0.00
61	TC	Toluene	0.914	0.982	-7.4	119	0.00
62	TP	4-Methyl-2-pentanone	0.111	0.122	-9.9	128	0.00
63	TP	Tetrachloroethene	0.380	0.337	11.3	101	0.00
65	TP	trans-1,3-Dichloropropene	0.493	0.559	-13.4	133	0.00
67	TP	Ethyl methacrylate	0.400	0.429	-7.2	127	0.00
68	TP	1,1,2-Trichloroethane	0.246	0.266	-8.1	125	0.00
69	TP	Chlorodibromomethane	0.333	0.368	-10.5	132	0.00
70	TP	1,3-Dichloropropane	0.524	0.579	-10.5	126	0.00
71	TP	1,2-Dibromoethane	0.294	0.315	-7.1	123	0.00
72	TP	2-Hexanone	0.208	0.213	-2.4	124	0.00
73	TP	Chlorobenzene	1.031	1.176	-14.1	131	0.00
74	TC	Ethylbenzene	1.753	1.826	-4.2	117	0.00
75	TP	1,1,1,2-Tetrachloroethane	0.350	0.395	-12.9	135	0.00
76	TP	p/m Xylene	0.676	0.713	-5.5	119	0.00
77	TP	o Xylene	0.649	0.753	-16.0	130	0.00
78	TP	Styrene	1.102	1.315	-19.3	133	0.00
79	I	1,4-Dichlorobenzene-d4	1.000	1.000	0.0	101	0.00
80	TP	Bromoform	0.384	0.393	-2.3	130	0.00
82	TP	Isopropylbenzene	3.556	3.458	2.8	110	0.00
83	S	4-Bromofluorobenzene	0.959	0.947	1.3	100	0.00
84	TP	Bromobenzene	0.857	0.969	-13.1	130	0.00
85	TP	n-Propylbenzene	4.222	4.137	2.0	111	0.00
86	TP	1,4-Dichlorobutane	1.204	1.409	-17.0	131	0.00
87	TP	1,1,2,2-Tetrachloroethane	0.700	0.652	6.9	108	0.00
88	TP	4-Ethyltoluene	3.482	3.804	-9.2	124	0.00

Evaluate Continuing Calibration Report

Data Path : I:\VOLATILES\VOA108\2022\220121\
Data File : V08220121A19.d
Acq On : 21 Jan 2022 9:46 am
Operator : VOA108:MKS
Sample : C8260STD10PPB
Misc : WG1597319
ALS Vial : 19 Sample Multiplier: 1

Quant Time: Jan 24 09:00:53 2022
Quant Method : I:\VOLATILES\VOA108\2022\220121\V108_220121A_8260.m
Quant Title : VOLATILES BY GC/MS
QLast Update : Mon Jan 24 08:59:42 2022
Response via : Initial Calibration

Min. RRF : 0.000 Min. Rel. Area : 50% Max. R.T. Dev 0.50min
Max. RRF Dev : 20% Max. Rel. Area : 200%

	Compound	AvgRF	CCRF	%Dev	Area%	Dev(min)
89 TP	2-Chlorotoluene	2.925	3.156	-7.9	124	0.00
90 TP	1,3,5-Trimethylbenzene	2.941	2.953	-0.4	115	0.00
91 TP	1,2,3-Trichloropropane	0.591	0.573	3.0	112	0.00
92 TP	trans-1,4-Dichloro-2-butene	0.244	0.249	-2.0	125	0.00
93 TP	4-Chlorotoluene	2.607	2.873	-10.2	126	0.00
94 TP	tert-Butylbenzene	2.596	2.497	3.8	110	0.00
97 TP	1,2,4-Trimethylbenzene	2.928	3.105	-6.0	123	0.00
98 TP	sec-Butylbenzene	3.796	3.488	8.1	104	0.00
99 TP	p-Isopropyltoluene	3.319	3.137	5.5	107	0.00
100 TP	1,3-Dichlorobenzene	1.681	1.869	-11.2	130	0.00
101 TP	1,4-Dichlorobenzene	1.694	1.882	-11.1	130	0.00
102 TP	p-Diethylbenzene	1.990	2.006	-0.8	117	0.00
103 TP	n-Butylbenzene	2.895	2.788	3.7	111	0.00
104 TP	1,2-Dichlorobenzene	1.567	1.750	-11.7	129	0.00
105 TP	1,2,4,5-Tetramethylbenzene	3.175	3.510	-10.6	130	0.00
106 TP	1,2-Dibromo-3-chloropropane	0.114	0.105	7.9	116	0.00
107 TP	1,3,5-Trichlorobenzene	1.278	1.530	-19.7	140	0.00
108 TP	Hexachlorobutadiene	0.546	0.469	14.1	98	0.00
109 TP	1,2,4-Trichlorobenzene	1.174	1.239	-5.5	125	0.00
110 TP	Naphthalene	2.573	2.510	2.4	117	0.00
111 TP	1,2,3-Trichlorobenzene	1.077	1.132	-5.1	125	0.00

* Evaluation of CC level amount vs concentration.
(#) = Out of Range SPCC's out = 1 CCC's out = 0

Quantitation Report (QT Reviewed)

Data Path : I:\VOLATILES\VOA108\2022\220121\
Data File : V08220121A19.d
Acq On : 21 Jan 2022 9:46 am
Operator : VOA108:MKS
Sample : C8260STD10PPB
Misc : WG1597319
ALS Vial : 19 Sample Multiplier: 1

Quant Time: Jan 24 09:00:53 2022
Quant Method : I:\VOLATILES\VOA108\2022\220121\V108_220121A_8260.m
Quant Title : VOLATILES BY GC/MS
QLast Update : Mon Jan 24 08:59:42 2022
Response via : Initial Calibration

CCAL FILE(s) : 1 - I:\VOLATILES\VOA108\2022\220121\V08220121A09.d
Sub List : 8260-Curve - Megamix plus Diox

Compound	R.T.	QIon	Response	Conc	Units	Dev(Min)
Internal Standards						
1) Fluorobenzene	5.609	96	218224	10.000	ug/L	0.00
Standard Area 1 = 222351			Recovery = 98.14%			
59) Chlorobenzene-d5	8.561	117	166560	10.000	ug/L	0.00
Standard Area 1 = 167052			Recovery = 99.71%			
79) 1,4-Dichlorobenzene-d4	10.035	152	81624	10.000	ug/L	0.00
Standard Area 1 = 80447			Recovery = 101.46%			
System Monitoring Compounds						
36) Dibromofluoromethane	4.645	113	59019	10.021	ug/L	0.00
Spiked Amount 10.000	Range 70 - 130		Recovery = 100.21%			
43) 1,2-Dichloroethane-d4	5.263	65	69683	10.250	ug/L	0.00
Spiked Amount 10.000	Range 70 - 130		Recovery = 102.50%			
60) Toluene-d8	7.293	98	212790	10.184	ug/L	0.00
Spiked Amount 10.000	Range 70 - 130		Recovery = 101.84%			
83) 4-Bromofluorobenzene	9.369	95	77294	9.876	ug/L	0.00
Spiked Amount 10.000	Range 70 - 130		Recovery = 98.76%			
Target Compounds						Qvalue
2) Dichlorodifluoromethane	1.001	85	41244	6.009	ug/L	98
3) Chloromethane	1.121	50	84760	10.602	ug/L	99
4) Vinyl chloride	1.179	62	70678	8.784	ug/L	97
5) Bromomethane	1.389	94	58254	12.823	ug/L	98
6) Chloroethane	1.473	64	52914	10.439	ug/L	99
7) Trichlorofluoromethane	1.578	101	78758	7.567	ug/L	96
8) Ethyl ether	1.835	74	42951	12.292	ug/L	85
10) 1,1-Dichloroethene	1.960	96	47285	8.207	ug/L	84
11) Carbon disulfide	1.966	76	207048	11.766	ug/L	96
12) Freon-113	2.008	101	48251	8.090	ug/L	98
13) Iodomethane	2.065	142	95653	11.274	ug/L	90
14) Acrolein	2.243	56	7391	10.492	ug/L	99
15) Methylene chloride	2.458	84	77215	12.579	ug/L	93
17) Acetone	2.527	43	18472	12.449	ug/L	99
18) trans-1,2-Dichloroethene	2.616	96	66430	10.314	ug/L	90
19) Methyl acetate	2.668	43	38159	11.002	ug/L #	91
20) Methyl tert-butyl ether	2.773	73	177365	11.147	ug/L	97
21) tert-Butyl alcohol	2.946	59	25570	54.394	ug/L #	70
22) Diisopropyl ether	3.224	45	267331	12.118	ug/L	91
23) 1,1-Dichloroethane	3.276	63	141183	11.067	ug/L	99
24) Halothane	3.428	117	50870	10.357	ug/L	99

Data Path : I:\VOLATILES\VOA108\2022\220121\
Data File : V08220121A19.d
Acq On : 21 Jan 2022 9:46 am
Operator : VOA108:MKS
Sample : C8260STD10PPB
Misc : WG1597319
ALS Vial : 19 Sample Multiplier: 1

Quant Time: Jan 24 09:00:53 2022
Quant Method : I:\VOLATILES\VOA108\2022\220121\V108_220121A_8260.m
Quant Title : VOLATILES BY GC/MS
QLast Update : Mon Jan 24 08:59:42 2022
Response via : Initial Calibration

CCAL FILE(s) : 1 - I:\VOLATILES\VOA108\2022\220121\V08220121A09.d
Sub List : 8260-Curve - Megamix plus Diox

Compound	R.T.	QIon	Response	Conc	Units		Dev(Min)
25) Acrylonitrile	3.339	53	19194	9.640	ug/L		96
26) Ethyl tert-butyl ether	3.696	59	246337	11.981	ug/L		92
27) Vinyl acetate	3.670	43	121228	9.262	ug/L		99
28) cis-1,2-Dichloroethene	3.989	96	78809	11.481	ug/L	#	78
29) 2,2-Dichloropropane	4.136	77	77676	8.176	ug/L		92
30) Bromochloromethane	4.262	128	37510	11.917	ug/L	#	70
31) Cyclohexane	4.252	56	90718	7.636	ug/L		83
32) Chloroform	4.414	83	131452	11.454	ug/L		97
33) Ethyl acetate	4.660	43	59568	12.178	ug/L	#	94
34) Carbon tetrachloride	4.550	117	65296	8.115	ug/L		100
35) Tetrahydrofuran	4.634	42	19558	11.110	ug/L		91
37) 1,1,1-Trichloroethane	4.634	97	91092	9.308	ug/L	#	95
39) 2-Butanone	4.839	43	27094	10.770	ug/L	#	78
40) 1,1-Dichloropropene	4.802	75	71406	8.517	ug/L		96
41) Benzene	5.101	78	269519	11.066	ug/L		95
42) tert-Amyl methyl ether	5.342	73	179090	11.348	ug/L		94
44) 1,2-Dichloroethane	5.342	62	104934	11.201	ug/L		98
47) Methyl cyclohexane	5.782	83	77559	7.797	ug/L		84
48) Trichloroethene	5.809	95	69531	11.193	ug/L		95
50) Dibromomethane	6.239	93	39992	10.907	ug/L		97
51) 1,2-Dichloropropane	6.349	63	81333	11.600	ug/L		94
53) 2-Chloroethyl vinyl ether	7.093	63	44656	12.371	ug/L		97
54) Bromodichloromethane	6.454	83	96195	11.370	ug/L		100
57) 1,4-Dioxane	6.690	88	25470	541.427	ug/L	#	82
58) cis-1,3-Dichloropropene	7.109	75	110433	11.658	ug/L		98
61) Toluene	7.340	92	163576	10.744	ug/L		97
62) 4-Methyl-2-pentanone	7.728	58	20337	11.017	ug/L	#	91
63) Tetrachloroethene	7.696	166	56120	8.865	ug/L		93
65) trans-1,3-Dichloropropene	7.743	75	93045	11.343	ug/L		96
67) Ethyl methacrylate	7.932	69	71449	10.715	ug/L		97
68) 1,1,2-Trichloroethane	7.869	83	44231	10.810	ug/L		93
69) Chlorodibromomethane	8.006	129	61288	11.049	ug/L		98
70) 1,3-Dichloropropane	8.079	76	96418	11.056	ug/L		100
71) 1,2-Dibromoethane	8.163	107	52437	10.693	ug/L		98
72) 2-Hexanone	8.394	43	35423	10.236	ug/L		96
73) Chlorobenzene	8.572	112	195814	11.401	ug/L		91
74) Ethylbenzene	8.614	91	304163	10.415	ug/L		99
75) 1,1,1,2-Tetrachloroethane	8.629	131	65747	11.265	ug/L		95
76) p/m Xylene	8.719	106	237631	21.109	ug/L		96
77) o Xylene	8.996	106	250716	23.200	ug/L		92

Quantitation Report (QT Reviewed)

Data Path : I:\VOLATILES\VOA108\2022\220121\
Data File : V08220121A19.d
Acq On : 21 Jan 2022 9:46 am
Operator : VOA108:MKS
Sample : C8260STD10PPB
Misc : WG1597319
ALS Vial : 19 Sample Multiplier: 1

Quant Time: Jan 24 09:00:53 2022
Quant Method : I:\VOLATILES\VOA108\2022\220121\V108_220121A_8260.m
Quant Title : VOLATILES BY GC/MS
QLast Update : Mon Jan 24 08:59:42 2022
Response via : Initial Calibration

CCAL FILE(s) : 1 - I:\VOLATILES\VOA108\2022\220121\V08220121A09.d
Sub List : 8260-Curve - Megamix plus Diox

	Compound	R.T.	QIon	Response	Conc	Units	Dev(Min)
78)	Styrene	9.033	104	438134	23.875	ug/L	89
80)	Bromoform	9.033	173	32108	10.239	ug/L	96
82)	Isopropylbenzene	9.206	105	282270	9.724	ug/L	96
84)	Bromobenzene	9.426	156	79132	11.309	ug/L	97
85)	n-Propylbenzene	9.463	91	337679	9.799	ug/L	96
86)	1,4-Dichlorobutane	9.463	55	114970	11.696	ug/L	95
87)	1,1,2,2-Tetrachloroethane	9.505	83	53202	9.305	ug/L	99
88)	4-Ethyltoluene	9.531	105	310466	10.923	ug/L	95
89)	2-Chlorotoluene	9.547	91	257576	10.789	ug/L	94
90)	1,3,5-Trimethylbenzene	9.584	105	241009	10.041	ug/L	88
91)	1,2,3-Trichloropropane	9.573	75	46775	9.694	ug/L	99
92)	trans-1,4-Dichloro-2-b...	9.605	53	20349	10.234	ug/L	93
93)	4-Chlorotoluene	9.647	91	234538	11.022	ug/L	93
94)	tert-Butylbenzene	9.772	119	203838	9.621	ug/L	98
97)	1,2,4-Trimethylbenzene	9.814	105	253414	10.603	ug/L	91
98)	sec-Butylbenzene	9.877	105	284670	9.189	ug/L	96
99)	p-Isopropyltoluene	9.961	119	256064	9.452	ug/L	96
100)	1,3-Dichlorobenzene	9.993	146	152547	11.120	ug/L	98
101)	1,4-Dichlorobenzene	10.045	146	153643	11.112	ug/L	98
102)	p-Diethylbenzene	10.171	119	163712	10.078	ug/L	93
103)	n-Butylbenzene	10.202	91	227596	9.630	ug/L	98
104)	1,2-Dichlorobenzene	10.281	146	142836	11.166	ug/L	98
105)	1,2,4,5-Tetramethylben...	10.627	119	286464	11.054	ug/L	98
106)	1,2-Dibromo-3-chloropr...	10.732	155	8535	9.190	ug/L	91
107)	1,3,5-Trichlorobenzene	10.758	180	124872	11.975	ug/L	95
108)	Hexachlorobutadiene	11.104	225	38292	8.584	ug/L	96
109)	1,2,4-Trichlorobenzene	11.115	180	101172	10.562	ug/L	98
110)	Naphthalene	11.288	128	204873	9.757	ug/L	100
111)	1,2,3-Trichlorobenzene	11.393	180	92374	10.504	ug/L	99

(#) = qualifier out of range (m) = manual integration (+) = signals summed

Quantitation Report (QT Reviewed)

Data Path : I:\VOLATILES\VOA108\2022\220121\
Data File : V08220121A19.d
Acq On : 21 Jan 2022 9:46 am
Operator : VOA108:MKS
Sample : C8260STD10PPB
Misc : WG1597319
ALS Vial : 19 Sample Multiplier: 1

Quant Time: Jan 24 09:00:53 2022
Quant Method : I:\VOLATILES\VOA108\2022\220121\V108_220121A_8260.m
Quant Title : VOLATILES BY GC/MS
QLast Update : Mon Jan 24 08:59:42 2022
Response via : Initial Calibration

Sub List : 8260-Curve - Megamix plus Diox20121\V08220121A09.d•

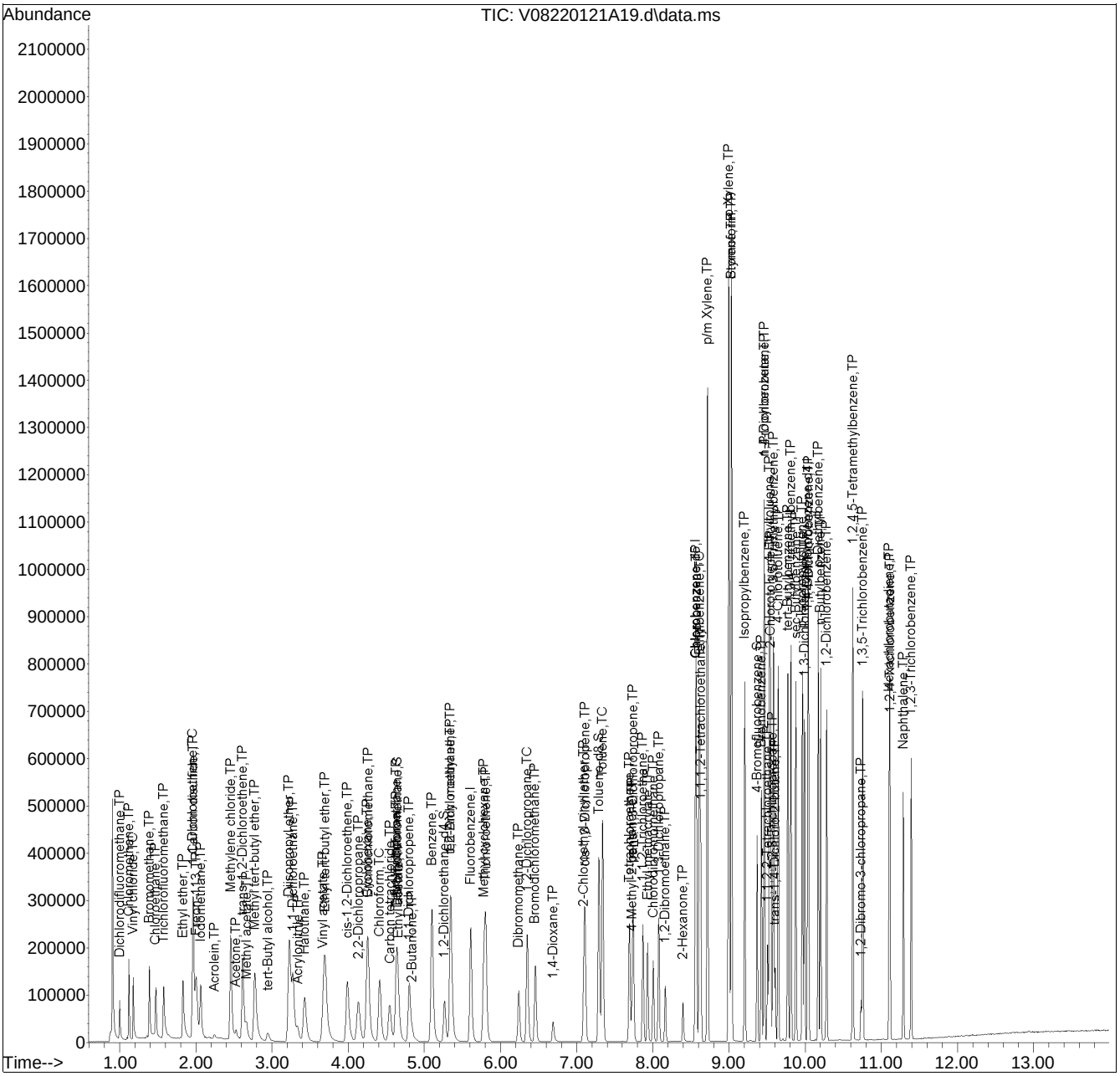

Manual Integration Report

Data Path	: I:\VOLATILES\VOA108\2022\2	QMethod	: V108_220121A_8260.m
Data File	: V08220121A19.d	Operator	: VOA108:MKS
Date Inj'd	: 1/21/2022 9:46 am	Instrument	: VOA 108
Sample	: C8260STD10PPB	Quant Date	: 1/24/2022 9:00 am

There are no manual integrations or false positives in this file.

Correlation Data Summary

Method Pa I:\VOLATILES\VOA108\2022\220121\
Method Fil V108_220121A_8260.m
Method Tit VOLATILES BY GC/MS
Last Updat Mon Jan 24 08:59:42 2022
Response \ Initial Calibration

Analyte	Curve fit Type	Coefficient of Determination	Quadratic Term	Linear Term	Constant Term

Response Factor Report VOA 105

Method Path : I:\VOLATILES\VOA105\2022\220126ICAL\
Method File : V105_220126A_8260.m
Title : VOLATILES BY GC/MS
Last Update : Wed Jan 26 21:19:35 2022
Response Via : Initial Calibration

Calibration Files
L11 =V05220126A05.d L1 =V05220126A07.d L2 =V05220126A09.d L3 =V05220126A10.d L4 =V05220126A11.d
L6 =V05220126A12.d L8 =V05220126A13.d L10 =V05220126A14.d

		Compound	L11	L1	L2	L3	L4	L6	L8	L10	Avg	%RSD
1)	I	Fluorobenzene	ISTD									
2)	TP	Dichlorodifluo...		0.249	0.254	0.231	0.219	0.205	0.216	0.229		8.47
3)	TP	Chloromethane	0.263	0.414	0.402	0.351	0.331	0.327	0.316	0.344		15.11
4)	TC	Vinyl chloride	0.192	0.155	0.319	0.317	0.286	0.272	0.265	0.266	*L	0.9985
5)	TP	Bromomethane		0.086	0.137	0.139	0.135	0.135	0.141	0.138	0.130	14.98
6)	TP	Chloroethane		0.131	0.188	0.184	0.158	0.147	0.146	0.143	0.157	13.77
7)	TP	Trichlorofluor...		0.155	0.312	0.326	0.296	0.279	0.262		*Q	0.9996
8)	TP	Ethyl ether		0.060	0.080	0.082	0.077	0.077	0.075	0.072	0.075	9.45
10)	TC	1,1-Dichloroet...		0.107	0.215	0.223	0.199	0.188	0.183	0.189	*Q	0.9986
11)	TP	Carbon disulfide		0.346	0.618	0.607	0.555	0.527	0.516	0.533	0.529	16.98
12)	TP	Freon-113			0.213	0.217	0.205	0.193	0.177	0.200	0.201	7.25
13)	TP	Iodomethane		0.234	0.390	0.413	0.381	0.374	0.379	0.371	0.363	16.11
14)	TP	Acrolein			0.010	0.011	0.011	0.011	0.011	0.011	0.011	3.22
15)	TP	Methylene chlo...		0.249	0.260	0.235	0.212	0.202	0.204	0.197	0.222	11.31
17)	TP	Acetone			0.025	0.022	0.024	0.027	0.026	0.025	0.025	7.16
18)	TP	trans-1,2-Dich...		0.150	0.245	0.245	0.222	0.212	0.212	0.214	0.214	14.96
19)	TP	Methyl acetate			0.073	0.078	0.078	0.081	0.078	0.076	0.077	3.49
20)	TP	Methyl tert-bu...		0.257	0.293	0.329	0.328	0.344	0.335	0.328	0.316	9.70
21)	TP	tert-Butyl alc...		0.004	0.006	0.005	0.005	0.005	0.005	0.005	0.005#	9.12
22)	TP	Diisopropyl ether		0.565	0.682	0.704	0.699	0.714	0.705	0.679	0.678	7.59
23)	TP	1,1-Dichloroet...		0.340	0.502	0.486	0.440	0.416	0.417	0.410	0.430	12.49
24)	TP	Halothane		0.105	0.186	0.197	0.183	0.177	0.174	0.181	0.172	17.79
25)	TP	Acrylonitrile		0.027	0.041	0.047	0.046	0.049	0.046	0.045	0.043	17.91
26)	TP	Ethyl tert-but...		0.407	0.460	0.498	0.509	0.538	0.527	0.513	0.493	9.24
27)	TP	Vinyl acetate			0.202	0.307	0.324	0.338	0.330	0.303	0.301	16.74
28)	TP	cis-1,2-Dichlo...		0.204	0.268	0.270	0.248	0.235	0.240	0.236	0.243	9.34
29)	TP	2,2-Dichloropr...		0.164	0.272	0.303	0.285	0.279	0.272	0.285	0.266	17.26
30)	TP	Bromochloromet...		0.095	0.125	0.123	0.112	0.110	0.111	0.108	0.112	8.84
31)	TP	Cyclohexane			0.490	0.515	0.484	0.469	0.425	0.473	0.476	6.32
32)	TC	Chloroform		0.312	0.412	0.392	0.361	0.348	0.354	0.348	0.361	9.08
33)	TP	Ethyl acetate		0.107	0.091	0.105	0.111	0.117	0.112	0.107	0.107	7.58

Method Path : I:\VOLATILES\VOA105\2022\220126ICAL\
Method File : V105_220126A_8260.m
Title : VOLATILES BY GC/MS
Last Update : Wed Jan 26 21:19:35 2022
Response Via : Initial Calibration

Calibration Files
L11 =V05220126A05.d L1 =V05220126A07.d L2 =V05220126A09.d L3 =V05220126A10.d L4 =V05220126A11.d
L6 =V05220126A12.d L8 =V05220126A13.d L10 =V05220126A14.d

		Compound	L11	L1	L2	L3	L4	L6	L8	L10	Avg	%RSD
34)	TP	Carbon tetrach...	0.192	0.158	0.310	0.321	0.308	0.304	0.291	0.315	*L	0.9988
35)	TP	Tetrahydrofuran		0.060	0.044	0.042	0.039	0.039	0.038	0.036	0.042	19.02
36)	S	Dibromofluorom...	0.285	0.283	0.283	0.265	0.257	0.248	0.248	0.250	0.265	6.19
37)	TP	1,1,1-Trichlor...		0.188	0.346	0.358	0.338	0.327	0.318	0.333	0.316	18.22
39)	TP	2-Butanone			0.039	0.048	0.046	0.049	0.046	0.043	0.045	8.47
40)	TP	1,1-Dichloropr...		0.152	0.279	0.296	0.288	0.282	0.271	0.287	0.265	19.10
41)	TP	Benzene	0.665	0.568	0.840	0.883	0.845	0.820	0.824	0.802	0.781	13.75
42)	TP	tert-Amyl meth...		0.284	0.297	0.318	0.322	0.349	0.340	0.336	0.321	7.38
43)	S	1,2-Dichloroet...	0.261	0.262	0.263	0.267	0.242	0.240	0.236	0.246	0.252	4.95
44)	TP	1,2-Dichloroet...		0.235	0.271	0.267	0.250	0.247	0.244	0.235	0.250	5.82
47)	TP	Methyl cyclohe...			0.357	0.389	0.376	0.386	0.342	0.398	0.375	5.72
48)	TP	Trichloroethene	0.184	0.160	0.223	0.237	0.230	0.227	0.224	0.232	0.215	12.72
50)	TP	Dibromomethane		0.085	0.103	0.105	0.101	0.102	0.100	0.098	0.099	6.65
51)	TC	1,2-Dichloropr...		0.160	0.229	0.246	0.238	0.235	0.237	0.230	0.225	13.01
53)	TP	2-Chloroethyl ...		0.056	0.079	0.088	0.089	0.095	0.091	0.088	0.084	15.74
54)	TP	Bromodichlorom...		0.201	0.262	0.270	0.262	0.260	0.263	0.256	0.253#	9.30
57)	TP	1,4-Dioxane		0.001	0.001	0.001	0.001	0.001	0.001	0.001	0.001#	8.88
58)	TP	cis-1,3-Dichlo...	0.209	0.182	0.246	0.285	0.294	0.305	0.306	0.300	0.266#	18.02
59)	I	Chlorobenzene-d5	----------ISTD----------									
60)	S	Toluene-d8	1.199	1.197	1.227	1.248	1.244	1.266	1.260	1.248	1.236	2.13
61)	TC	Toluene	0.538	0.475	0.713	0.747	0.706	0.699	0.695	0.686	0.657	14.63
62)	TP	4-Methyl-2-pen...		0.036	0.043	0.051	0.049	0.054	0.050	0.047	0.047	12.70
63)	TP	Tetrachloroethene		0.182	0.345	0.370	0.354	0.355	0.341	0.362	0.330	19.99
65)	TP	trans-1,3-Dich...	0.148	0.160	0.191	0.266	0.287	0.313			*Q	0.9992
67)	TP	Ethyl methacry...		0.136	0.172	0.203	0.195	0.204	0.193	0.182	0.184	13.05
68)	TP	1,1,2-Trichlor...		0.104	0.128	0.149	0.148	0.152	0.149	0.142	0.139#	12.50
69)	TP	Chlorodibromom...		0.164	0.219	0.248	0.251	0.267	0.267	0.257	0.239	15.34
70)	TP	1,3-Dichloropr...		0.262	0.307	0.337	0.338	0.348	0.344	0.327	0.323	9.38
71)	TP	1,2-Dibromoethane		0.141	0.184	0.202	0.203	0.211	0.207	0.196	0.192#	12.58
72)	TP	2-Hexanone		0.081	0.085	0.086	0.085	0.092	0.084	0.079	0.085	4.69
73)	TP	Chlorobenzene		0.603	0.825	0.848	0.801	0.797	0.799	0.770	0.778	10.38

Method Path : I:\VOLATILES\VOA105\2022\220126ICAL\
Method File : V105_220126A_8260.m
Title : VOLATILES BY GC/MS
Last Update : Wed Jan 26 21:19:35 2022
Response Via : Initial Calibration

Calibration Files
L11 =V05220126A05.d L1 =V05220126A07.d L2 =V05220126A09.d L3 =V05220126A10.d L4 =V05220126A11.d
L6 =V05220126A12.d L8 =V05220126A13.d L10 =V05220126A14.d

		Compound	L11	L1	L2	L3	L4	L6	L8	L10	Avg	%RSD
74)	TC	Ethylbenzene	1.130	0.964	1.433	1.470	1.363	1.347	1.304	1.265	1.285	12.96
75)	TP	1,1,1,2-Tetrac...		0.178	0.252	0.271	0.275	0.288	0.293	0.288	0.264	15.20
76)	TP	p/m Xylene	0.384	0.381	0.583	0.592	0.547	0.542	0.529	0.518	0.509	16.11
77)	TP	o Xylene	0.399	0.383	0.553	0.568	0.523	0.515	0.510	0.489	0.492	13.70
78)	TP	Styrene	0.621	0.618	0.871	0.905	0.850	0.839	0.820	0.720	0.781	14.45
79)	I	1,4-Dichlorobenzene-d4	----------ISTD----------									
80)	TP	Bromoform		0.183	0.196	0.232	0.243	0.259	0.256	0.254	0.232	13.23
82)	TP	Isopropylbenzene		1.626	2.571	2.675	2.541	2.469	2.386	2.356	2.375	14.65
83)	S	4-Bromofluorob...	0.819	0.820	0.821	0.827	0.828	0.809	0.799	0.814	0.817	1.18
84)	TP	Bromobenzene		0.448	0.587	0.617	0.608	0.599	0.611	0.600	0.582	10.24
85)	TP	n-Propylbenzene		1.876	2.911	3.049	2.891	2.803	2.645	2.454	2.661	14.92
86)	TP	1,4-Dichlorobu...		0.565	0.626	0.662	0.652	0.654	0.632	0.605	0.628	5.42
87)	TP	1,1,2,2-Tetrac...		0.286	0.307	0.323	0.320	0.325	0.311	0.297	0.310	4.70
88)	TP	4-Ethyltoluene		1.599	2.512	2.631	2.487	2.406	2.337	2.228	2.314	14.73
89)	TP	2-Chlorotoluene		1.261	1.737	1.776	1.666	1.615	1.611	1.603	1.610	10.41
90)	TP	1,3,5-Trimethy...		1.509	2.168	2.238	2.101	2.042	1.989	1.941	1.998	11.94
91)	TP	1,2,3-Trichlor...		0.260	0.246	0.256	0.253	0.260	0.251	0.240	0.252	2.91
92)	TP	trans-1,4-Dich...		0.089	0.101	0.111	0.110	0.117	0.103	0.104	0.105	8.29
93)	TP	4-Chlorotoluene		1.305	1.771	1.824	1.722	1.657	1.672	1.629	1.654	10.17
94)	TP	tert-Butylbenzene		1.209	1.930	1.978	1.871	1.845	1.773	1.810	1.774	14.57
97)	TP	1,2,4-Trimethy...		1.409	2.092	2.191	2.060	2.015	1.981	1.888	1.948	13.13
98)	TP	sec-Butylbenzene		1.631	2.701	2.827	2.656	2.613	2.433	2.259	2.446	16.54
99)	TP	p-Isopropyltol...		1.449	2.444	2.514	2.373	2.333	2.193	2.090	2.200	16.42
100)	TP	1,3-Dichlorobe...		0.880	1.212	1.260	1.195	1.178	1.189	1.158	1.153	10.81
101)	TP	1,4-Dichlorobe...		0.948	1.243	1.231	1.176	1.162	1.172	1.127	1.151	8.52
102)	TP	p-Diethylbenzene		0.890	1.433	1.482	1.394	1.412	1.343	1.365	1.331	15.02
103)	TP	n-Butylbenzene		1.070	1.821	1.930	1.839	1.848	1.717	1.734	1.708	17.00
104)	TP	1,2-Dichlorobe...		0.809	1.041	1.097	1.045	1.043	1.038	0.998	1.010	9.21
105)	TP	1,2,4,5-Tetram...		1.336	1.907	2.016	1.936	1.938	1.856	1.759	1.821	12.54
106)	TP	1,2-Dibromo-3-...		0.037	0.047	0.048	0.050	0.054	0.051	0.049	0.048	10.82
107)	TP	1,3,5-Trichlor...		0.537	0.762	0.808	0.769	0.774	0.748	0.753	0.736	12.23

Method Path : I:\VOLATILES\VOA105\2022\220126ICAL\
Method File : V105_220126A_8260.m
Title : VOLATILES BY GC/MS
Last Update : Wed Jan 26 21:19:35 2022
Response Via : Initial Calibration

Calibration Files
L11 =V05220126A05.d L1 =V05220126A07.d L2 =V05220126A09.d L3 =V05220126A10.d L4 =V05220126A11.d
L6 =V05220126A12.d L8 =V05220126A13.d L10 =V05220126A14.d

	Compound	L11	L1	L2	L3	L4	L6	L8	L10	Avg	%RSD
108)	TP Hexachlorobuta...	0.179	0.310	0.303	0.306	0.312	0.289	0.318	0.288	17.00	
109)	TP 1,2,4-Trichlor...	0.439	0.576	0.608	0.586	0.610	0.587	0.573	0.569	10.36	
110)	TP Naphthalene	0.878	0.959	0.990	0.986	1.042	0.988	0.931	0.968	5.38	
111)	TP 1,2,3-Trichlor...	0.367	0.452	0.460	0.446	0.466	0.445	0.428	0.438	7.62	

(#) = Out of Range

Data Path : I:\VOLATILES\VOA105\2022\220126ICAL\
Data File : V05220126ABF1.d
Acq On : 26 Jan 2022 8:18 am
Operator : VOA105:NLK
Sample : WG1598546-1
Misc : WG1598546
ALS Vial : 1 Sample Multiplier: 1

Integration File: rteint.p

Method : I:\VOLATILES\VOA105\2022\220126ICAL\V105_220126A_8260.m
Title : VOLATILES BY GC/MS
Last Update : Wed Jan 26 20:28:19 2022

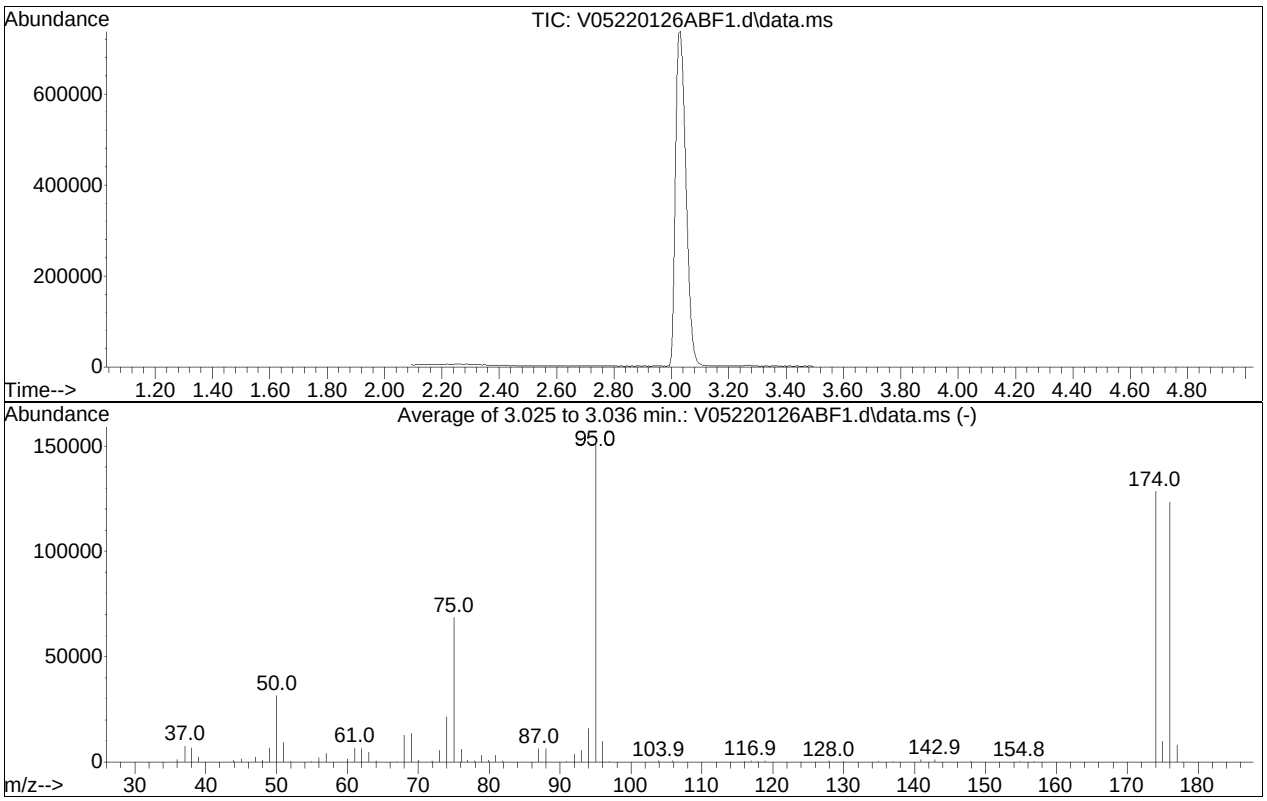

AutoFind: Scans 172, 173, 174; Background Corrected with Scan 163

Target Mass	Rel. to Mass	Lower Limit%	Upper Limit%	Rel. Abn%	Raw Abn	Result Pass/Fail
50	95	15	40	21.0	31821	PASS
75	95	30	60	45.3	68587	PASS
95	95	100	100	100.0	151552	PASS
96	95	5	9	6.6	9974	PASS
173	174	0.00	2	0.0	0	PASS
174	95	50	100	84.8	128589	PASS
175	174	5	9	7.7	9841	PASS
176	174	95	101	96.0	123389	PASS
177	176	5	9	6.5	8081	PASS

Quantitation Report (QT Reviewed)

Data Path : I:\VOLATILES\VOA105\2022\220126ICAL\
Data File : V05220126A05.d
Acq On : 26 Jan 2022 10:10 am
Operator : VOA105:NLK
Sample : I8260STD0.19PPB
Misc : WG1598546
ALS Vial : 5 Sample Multiplier: 1

Quant Time: Jan 27 14:51:29 2022
Quant Method : I:\VOLATILES\VOA105\2022\220126ICAL\V105_220126A_8260.m
Quant Title : VOLATILES BY GC/MS
QLast Update : Wed Jan 26 21:21:04 2022
Response via : Initial Calibration

CCAL FILE(s) : 1 - I:\VOLATILES\VOA105\2022\220126ICAL\V05220126A10.d
Sub List : 8260-L11 - Level 11 for 8260-LRR product

Compound	R.T.	QIon	Response	Conc	Units	Dev(Min)
Internal Standards						
1) Fluorobenzene	5.860	96	692822	10.000	ug/L	0.00
Standard Area 1 = 753326			Recovery =	91.97%		
59) Chlorobenzene-d5	9.373	117	602654	10.000	ug/L	0.00
Standard Area 1 = 602513			Recovery =	100.02%		
79) 1,4-Dichlorobenzene-d4	12.106	152	343253	10.000	ug/L	0.00
Standard Area 1 = 348137			Recovery =	98.60%		
System Monitoring Compounds						
36) Dibromofluoromethane	5.068	113	197487	10.765	ug/L	0.00
Spiked Amount 10.000	Range 70 - 130		Recovery =	107.65%		
43) 1,2-Dichloroethane-d4	5.587	65	180862	10.357	ug/L	0.00
Spiked Amount 10.000	Range 70 - 130		Recovery =	103.57%		
60) Toluene-d8	7.533	98	722622	9.701	ug/L	0.00
Spiked Amount 10.000	Range 70 - 130		Recovery =	97.01%		
83) 4-Bromofluorobenzene	10.881	95	281247	10.027	ug/L	0.00
Spiked Amount 10.000	Range 70 - 130		Recovery =	100.27%		
Target Compounds						Qvalue
4) Vinyl chloride	1.841	62	2523	0.175	ug/L #	1
34) Carbon tetrachloride	5.019	117	2524	0.223	ug/L	86
41) Benzene	5.450	78	8756	0.162	ug/L #	82
48) Trichloroethene	6.036	95	2426	0.163	ug/L #	67
58) cis-1,3-Dichloropropene	7.357	75	2751	0.149	ug/L #	82
61) Toluene	7.592	92	6159	0.155	ug/L	99
65) trans-1,3-Dichloropropene	8.110	75	1689	0.247	ug/L #	60
74) Ethylbenzene	9.432	91	12936	0.167	ug/L	99
76) p/m Xylene	9.627	106	8795	0.287	ug/L	93
77) o Xylene	10.166	106	9126	0.307	ug/L	89
78) Styrene	10.245	104	14229	0.302	ug/L	91

(#) = qualifier out of range (m) = manual integration (+) = signals summed

Quantitation Report (QT Reviewed)

Data Path : I:\VOLATILES\VOA105\2022\220126ICAL\
Data File : V05220126A05.d
Acq On : 26 Jan 2022 10:10 am
Operator : VOA105:NLK
Sample : I8260STD0.19PPB
Misc : WG1598546
ALS Vial : 5 Sample Multiplier: 1

Quant Time: Jan 27 14:51:29 2022
Quant Method : I:\VOLATILES\VOA105\2022\220126ICAL\V105_220126A_8260.m
Quant Title : VOLATILES BY GC/MS
QLast Update : Wed Jan 26 21:21:04 2022
Response via : Initial Calibration

Sub List : 8260-L11 - Level 11 for 8260-LRR productV05220126A10.d•

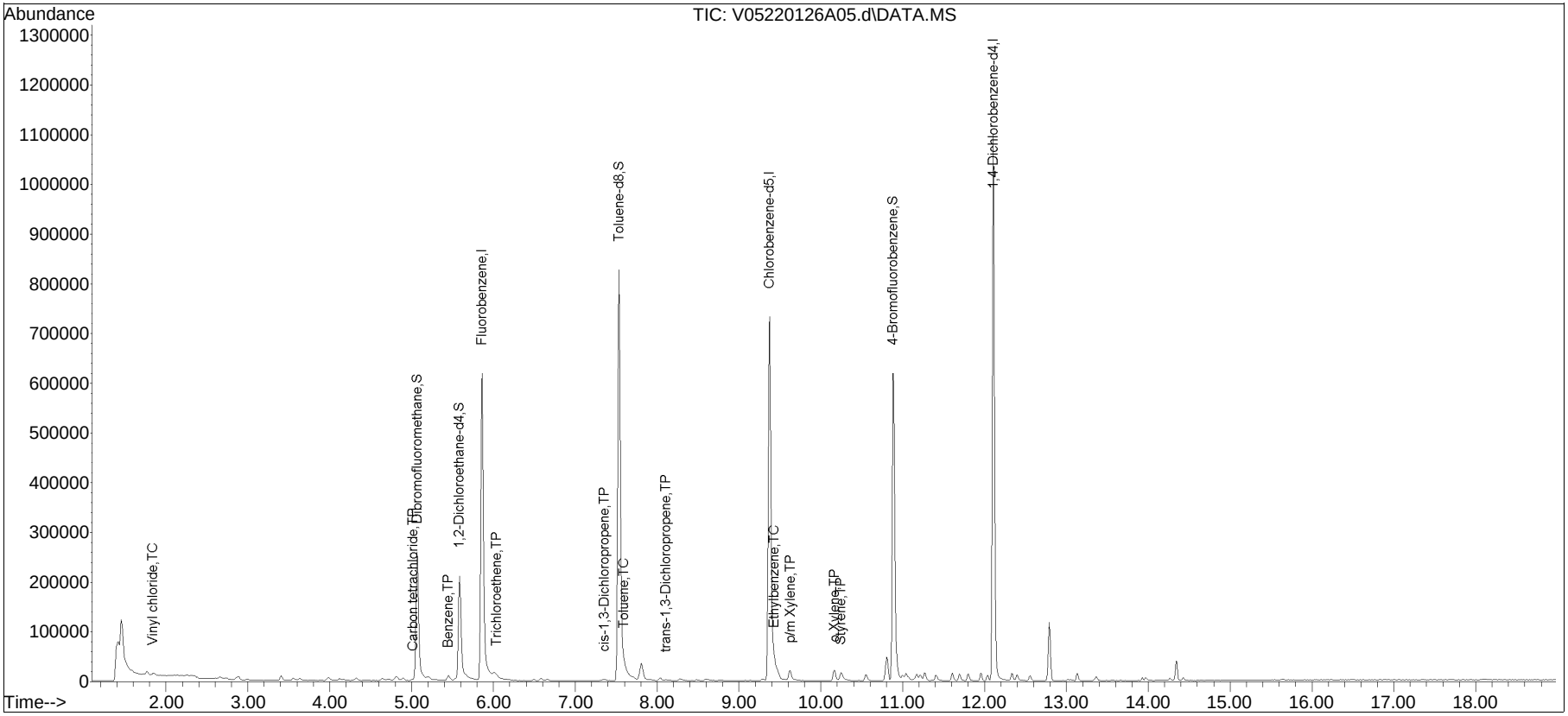

Manual Integration Report

Data Path	: I:\VOLATILES\VOA105\2022\2Q	Method	: V105_220126A_8260.m
Data File	: V05220126A05.d	Operator	: VOA105:NLK
Date Inj'd	: 1/26/2022 10:10 am	Instrument	: VOA 105
Sample	: I8260STD0.19PPB	Quant Date	: 1/27/2022 2:51 pm

There are no manual integrations or false positives in this file.

Quantitation Report (QT Reviewed)

Data Path : I:\VOLATILES\VOA105\2022\220126ICAL\
Data File : V05220126A07.d
Acq On : 26 Jan 2022 10:56 am
Operator : VOA105:NLK
Sample : I8260STD0.5PPB
Misc : WG1598546
ALS Vial : 7 Sample Multiplier: 1

Quant Time: Jan 27 14:52:02 2022
Quant Method : I:\VOLATILES\VOA105\2022\220126ICAL\V105_220126A_8260.m
Quant Title : VOLATILES BY GC/MS
QLast Update : Wed Jan 26 21:21:04 2022
Response via : Initial Calibration

CCAL FILE(s) : 1 - I:\VOLATILES\VOA105\2022\220126ICAL\V05220126A10.d
Sub List : 8260-Curve - Megamix plus Diox

Compound	R.T.	QIon	Response	Conc	Units	Dev(Min)
Internal Standards						
1) Fluorobenzene	5.860	96	694959	10.000	ug/L	0.00
Standard Area 1 = 753326			Recovery = 92.25%			
59) Chlorobenzene-d5	9.373	117	601854	10.000	ug/L	0.00
Standard Area 1 = 602513			Recovery = 99.89%			
79) 1,4-Dichlorobenzene-d4	12.106	152	342156	10.000	ug/L	0.00
Standard Area 1 = 348137			Recovery = 98.28%			
System Monitoring Compounds						
36) Dibromofluoromethane	5.068	113	196389	10.673	ug/L	0.00
Spiked Amount 10.000	Range 70 - 130		Recovery = 106.73%			
43) 1,2-Dichloroethane-d4	5.586	65	182176	10.400	ug/L	0.00
Spiked Amount 10.000	Range 70 - 130		Recovery = 104.00%			
60) Toluene-d8	7.533	98	720210	9.681	ug/L	0.00
Spiked Amount 10.000	Range 70 - 130		Recovery = 96.81%			
83) 4-Bromofluorobenzene	10.881	95	280580	10.035	ug/L	0.00
Spiked Amount 10.000	Range 70 - 130		Recovery = 100.35%			
Target Compounds						Qvalue
2) Dichlorodifluoromethane	1.586	85	3928	0.247	ug/L #	95
3) Chloromethane	1.762	50	9134	0.383	ug/L	93
4) Vinyl chloride	1.840	62	5371	0.327	ug/L	73
5) Bromomethane	2.144	94	2996	0.331	ug/L	99
6) Chloroethane	2.261	64	4544	0.417	ug/L	76
7) Trichlorofluoromethane	2.378	101	5377	0.444	ug/L	94
8) Ethyl ether	2.662	74	2091	0.404	ug/L #	14
10) 1,1-Dichloroethene	2.858	96	3707	0.353	ug/L	91
11) Carbon disulfide	2.887	76	12016	0.327	ug/L	96
12) Freon-113	2.887	101	3645	0.261	ug/L #	59
13) Iodomethane	2.994	142	8142	0.323	ug/L	81
14) Acrolein	0.000		0	N.D.		
15) Methylene chloride	3.405	84	8645	0.559	ug/L #	62
17) Acetone	3.474	43	2616	1.528	ug/L #	77
18) trans-1,2-Dichloroethene	3.552	96	5204	0.349	ug/L	88
19) Methyl acetate	0.000		0	N.D. d		
20) Methyl tert-butyl ether	3.640	73	8922	0.406	ug/L #	48
21) tert-Butyl alcohol	3.738	59	771	2.168	ug/L #	16
22) Diisopropyl ether	3.982	45	19634	0.417	ug/L #	91
23) 1,1-Dichloroethane	4.119	63	11805	0.395	ug/L	92
24) Halothane	4.178	117	3632	0.304	ug/L	96

Data Path : I:\VOLATILES\VOA105\2022\220126ICAL\
Data File : V05220126A07.d
Acq On : 26 Jan 2022 10:56 am
Operator : VOA105:NLK
Sample : I8260STD0.5PPB
Misc : WG1598546
ALS Vial : 7 Sample Multiplier: 1

Quant Time: Jan 27 14:52:02 2022
Quant Method : I:\VOLATILES\VOA105\2022\220126ICAL\V105_220126A_8260.m
Quant Title : VOLATILES BY GC/MS
QLast Update : Wed Jan 26 21:21:04 2022
Response via : Initial Calibration

CCAL FILE(s) : 1 - I:\VOLATILES\VOA105\2022\220126ICAL\V05220126A10.d
Sub List : 8260-Curve - Megamix plus Diox

Compound	R.T.	QIon	Response	Conc	Units		Dev(Min)
25) Acrylonitrile	4.227	53	922	0.309	ug/L	#	49
26) Ethyl tert-butyl ether	4.325	59	14126	0.412	ug/L	#	71
27) Vinyl acetate	0.000		0	N.D.	d		
28) cis-1,2-Dichloroethene	4.638	96	7074	0.419	ug/L		96
29) 2,2-Dichloropropane	4.726	77	5712	0.309	ug/L	#	61
30) Bromochloromethane	4.823	128	3308	0.425	ug/L	#	72
31) Cyclohexane	4.804	56	8096	0.245	ug/L		68
32) Chloroform	4.892	83	10838	0.432	ug/L	#	95
33) Ethyl acetate	5.048	43	3721	0.500	ug/L	#	67
34) Carbon tetrachloride	5.009	117	5496	0.362	ug/L		99
35) Tetrahydrofuran	5.048	42	2081	0.705	ug/L	#	65
37) 1,1,1-Trichloroethane	5.078	97	6545	0.298	ug/L		91
39) 2-Butanone	0.000		0	N.D.	d		
40) 1,1-Dichloropropene	5.205	75	5265	0.286	ug/L		97
41) Benzene	5.449	78	19724	0.363	ug/L	#	92
42) tert-Amyl methyl ether	5.547	73	9862	0.442	ug/L		87
44) 1,2-Dichloroethane	5.655	62	8151	0.470	ug/L		98
47) Methyl cyclohexane	6.007	83	6335	0.243	ug/L	#	66
48) Trichloroethene	6.036	95	5576	0.373	ug/L	#	83
50) Dibromomethane	6.486	93	2956	0.429	ug/L		85
51) 1,2-Dichloropropane	6.584	63	5556	0.355	ug/L	#	82
53) 2-Chloroethyl vinyl ether	7.298	63	1947	0.334	ug/L	#	46
54) Bromodichloromethane	6.652	83	6974	0.396	ug/L		92
57) 1,4-Dioxane	6.868	88	5055	97.274	ug/L	#	70
58) cis-1,3-Dichloropropene	7.347	75	6336	0.343	ug/L	#	76
61) Toluene	7.601	92	14309	0.362	ug/L		97
62) 4-Methyl-2-pentanone	8.041	58	1081	0.382	ug/L	#	47
63) Tetrachloroethene	8.041	166	5474	0.276	ug/L		86
65) trans-1,3-Dichloropropene	8.110	75	4803	0.444	ug/L	#	73
67) Ethyl methacrylate	8.286	69	4083	0.370	ug/L		95
68) 1,1,2-Trichloroethane	8.276	83	3127	0.374	ug/L		100
69) Chlorodibromomethane	8.481	129	4950	0.344	ug/L		91
70) 1,3-Dichloropropane	8.589	76	7881	0.405	ug/L		95
71) 1,2-Dibromoethane	8.765	107	4234	0.367	ug/L		90
72) 2-Hexanone	9.059	43	2433M6	0.478	ug/L		
73) Chlorobenzene	9.392	112	18157	0.388	ug/L		93
74) Ethylbenzene	9.431	91	29007	0.375	ug/L		98
75) 1,1,1,2-Tetrachloroethane	9.471	131	5367	0.338	ug/L	#	68
76) p/m Xylene	9.617	106	22946	0.749	ug/L		83
77) o Xylene	10.166	106	23056	0.778	ug/L		81

Data Path : I:\VOLATILES\VOA105\2022\220126ICAL\
Data File : V05220126A07.d
Acq On : 26 Jan 2022 10:56 am
Operator : VOA105:NLK
Sample : I8260STD0.5PPB
Misc : WG1598546
ALS Vial : 7 Sample Multiplier: 1

Quant Time: Jan 27 14:52:02 2022
Quant Method : I:\VOLATILES\VOA105\2022\220126ICAL\V105_220126A_8260.m
Quant Title : VOLATILES BY GC/MS
QLast Update : Wed Jan 26 21:21:04 2022
Response via : Initial Calibration

CCAL FILE(s) : 1 - I:\VOLATILES\VOA105\2022\220126ICAL\V05220126A10.d
Sub List : 8260-Curve - Megamix plus Diox

Compound	R.T.	QIon	Response	Conc	Units		Dev(Min)
78) Styrene	10.244	104	37196	0.792	ug/L	#	85
80) Bromoform	10.264	173	3129	0.395	ug/L		90
82) Isopropylbenzene	10.548	105	27820	0.342	ug/L		95
84) Bromobenzene	11.009	156	7669	0.385	ug/L		93
85) n-Propylbenzene	11.038	91	32087	0.352	ug/L		94
86) 1,4-Dichlorobutane	11.077	55	9670	0.450	ug/L	#	87
87) 1,1,2,2-Tetrachloroethane	11.146	83	4888	0.461	ug/L		94
88) 4-Ethyltoluene	11.165	105	27360	0.346	ug/L		93
89) 2-Chlorotoluene	11.214	91	21576M6	0.392	ug/L		
90) 1,3,5-Trimethylbenzene	11.263	105	25821	0.378	ug/L		94
91) 1,2,3-Trichloropropane	11.283	75	4447	0.515	ug/L		95
92) trans-1,4-Dichloro-2-b...	11.351	53	1527	0.425	ug/L	#	63
93) 4-Chlorotoluene	11.400	91	22330	0.395	ug/L		96
94) tert-Butylbenzene	11.606	119	20686	0.341	ug/L		97
97) 1,2,4-Trimethylbenzene	11.694	105	24105	0.362	ug/L		90
98) sec-Butylbenzene	11.802	105	27898	0.333	ug/L		97
99) p-Isopropyltoluene	11.959	119	24782	0.329	ug/L		94
100) 1,3-Dichlorobenzene	12.037	146	15054	0.382	ug/L		93
101) 1,4-Dichlorobenzene	12.125	146	16220M3	0.412	ug/L		
102) p-Diethylbenzene	12.331	119	15218	0.334	ug/L		93
103) n-Butylbenzene	12.390	91	18312	0.313	ug/L		96
104) 1,2-Dichlorobenzene	12.556	146	13847	0.401	ug/L		95
105) 1,2,4,5-Tetramethylben...	13.134	119	22849	0.367	ug/L		93
106) 1,2-Dibromo-3-chloropr...	13.340	155	641	0.390	ug/L	#	71
107) 1,3,5-Trichlorobenzene	13.360	180	9179	0.365	ug/L		96
108) Hexachlorobutadiene	13.928	225	3063	0.311	ug/L		94
109) 1,2,4-Trichlorobenzene	13.967	180	7513	0.386	ug/L		98
110) Naphthalene	14.261	128	15013	0.453	ug/L		100
111) 1,2,3-Trichlorobenzene	14.427	180	6285	0.420	ug/L		96

(#) = qualifier out of range (m) = manual integration (+) = signals summed

Quantitation Report (QT Reviewed)

Data Path : I:\VOLATILES\VOA105\2022\220126ICAL\
Data File : V05220126A07.d
Acq On : 26 Jan 2022 10:56 am
Operator : VOA105:NLK
Sample : I8260STD0.5PPB
Misc : WG1598546
ALS Vial : 7 Sample Multiplier: 1

Quant Time: Jan 27 14:52:02 2022
Quant Method : I:\VOLATILES\VOA105\2022\220126ICAL\V105_220126A_8260.m
Quant Title : VOLATILES BY GC/MS
QLast Update : Wed Jan 26 21:21:04 2022
Response via : Initial Calibration

Sub List : 8260-Curve - Megamix plus Diox20126ICAL\V05220126A10.d•

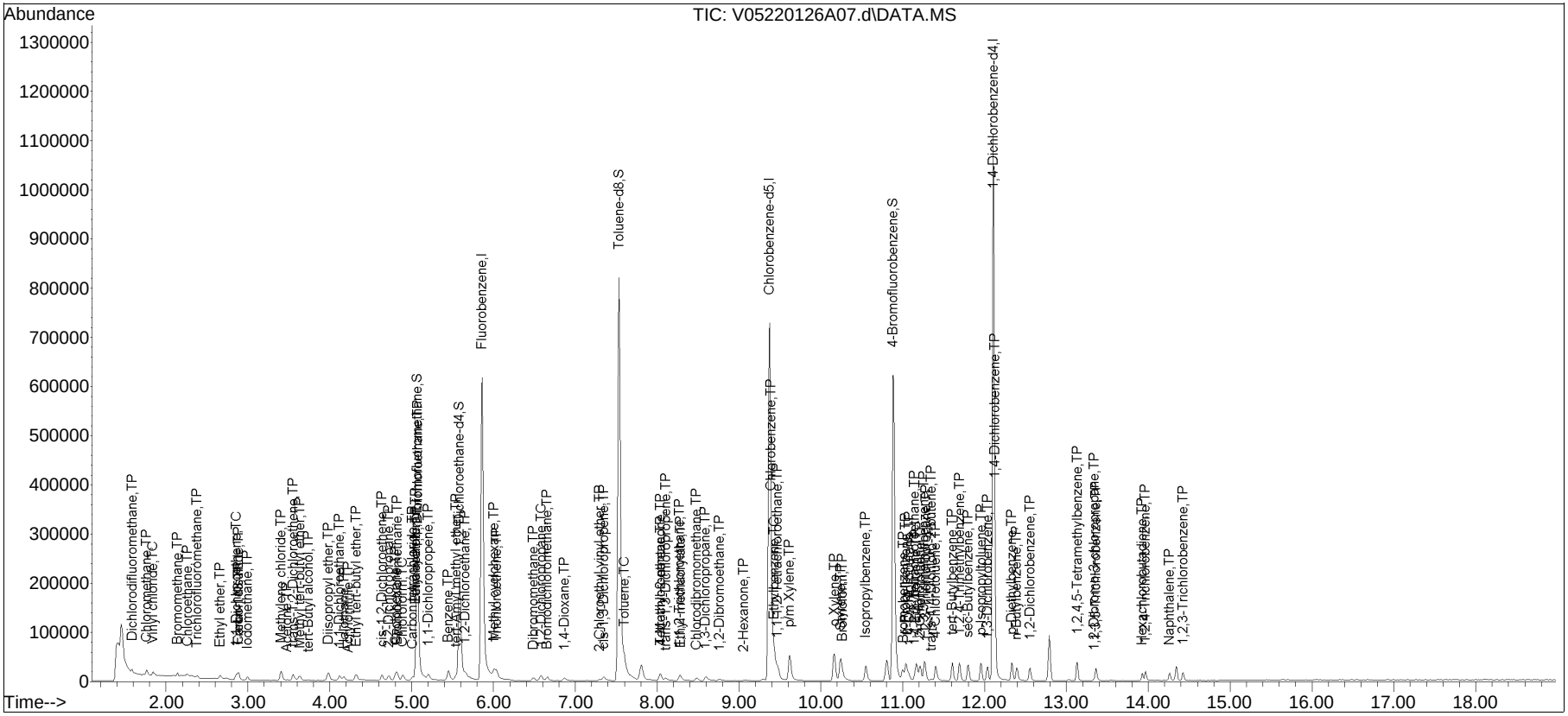

Manual Integration Report

Data Path : I:\VOLATILES\VOA105\2022\2QMethod : V105_220126A_8260.m
Data File : V05220126A07.d Operator : VOA105:NLK
Date Inj'd : 1/26/2022 10:56 am Instrument : VOA 105
Sample : I8260STD0.5PPB Quant Date : 1/27/2022 2:51 pm

Compound #72: 2-Hexanone

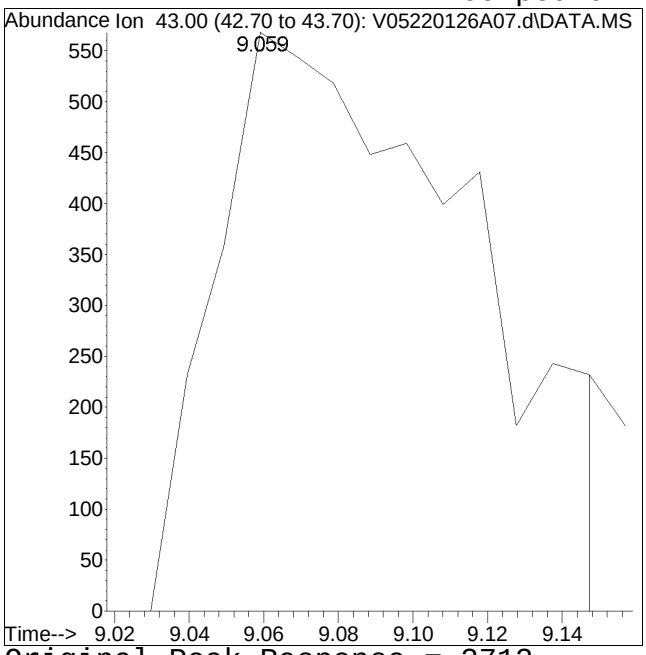

Original Peak Response = 2712

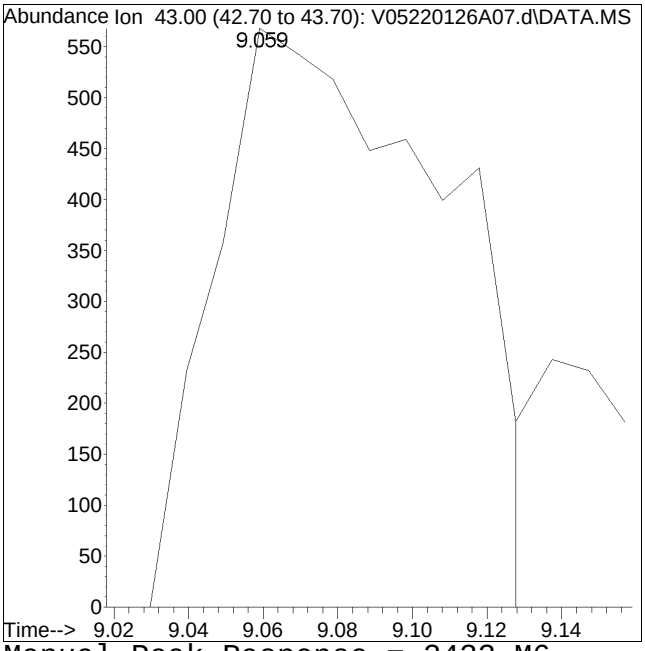

Manual Peak Response = 2433 M6

M6 = Misassignment of peak valley by automated integration (poor split of 2 peaks).

Manual Integration Report

Data Path : I:\VOLATILES\VOA105\2022\2QMethod : V105_220126A_8260.m
Data File : V05220126A07.d Operator : VOA105:NLK
Date Inj'd : 1/26/2022 10:56 am Instrument : VOA 105
Sample : I8260STD0.5PPB Quant Date : 1/27/2022 2:51 pm

Compound #89: 2-Chlorotoluene

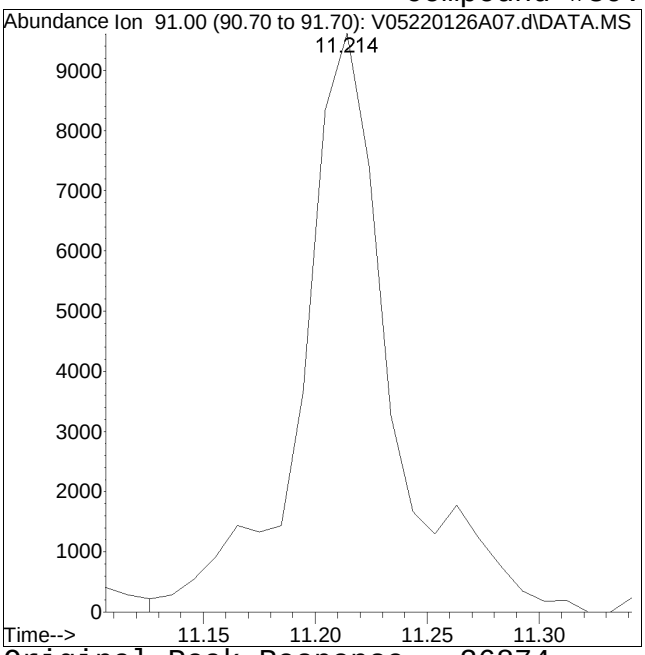

Original Peak Response = 26874

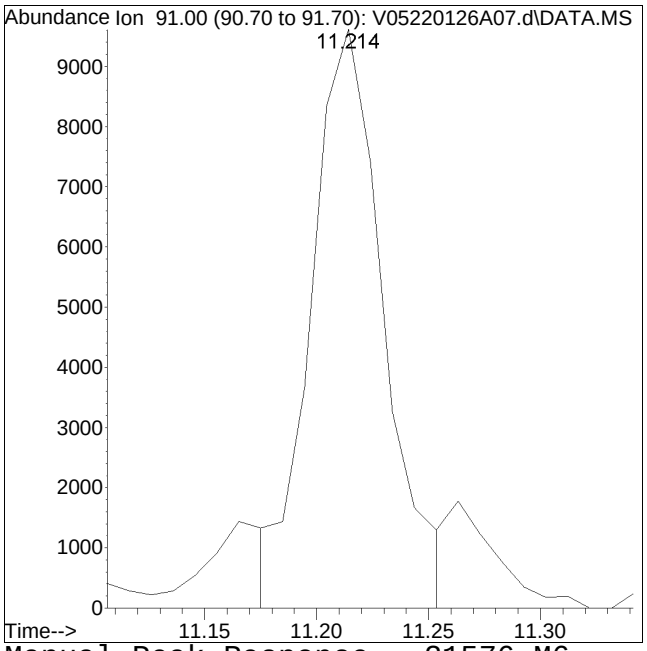

Manual Peak Response = 21576 M6

M6 = Misassignment of peak valley by automated integration (poor split of 2 peaks).

Manual Integration Report

Data Path : I:\VOLATILES\VOA105\2022\2Q
Data File : V05220126A07.d
Date Inj'd : 1/26/2022 10:56 am
Sample : I8260STD0.5PPB

Method : V105_220126A_8260.m
Operator : VOA105:NLK
Instrument : VOA 105
Quant Date : 1/27/2022 2:51 pm

Compound #101: 1,4-Dichlorobenzene

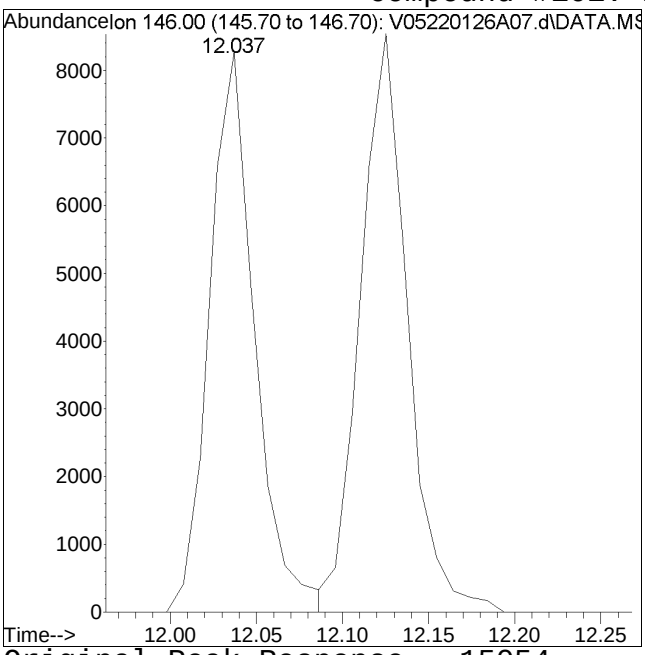

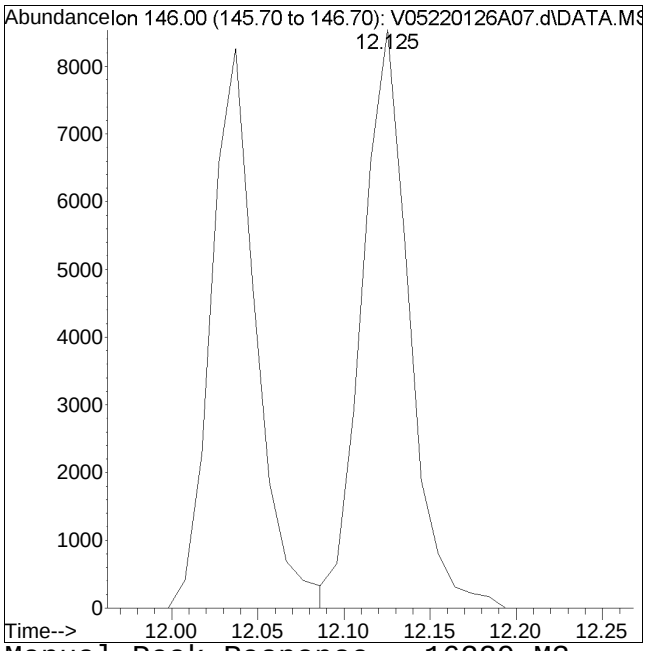

Original Peak Response = 15054 Manual Peak Response = 16220 M3

M3 = Misidentification of the peak (i.e. 1,4-dichlorobenzene identified as 1,3-dichlorobenzene), or misidentification from 2 partially resolved peaks not being split.

Quantitation Report (QT Reviewed)

Data Path : I:\VOLATILES\VOA105\2022\220126ICAL\
Data File : V05220126A09.d
Acq On : 26 Jan 2022 11:42 am
Operator : VOA105:NLK
Sample : I8260STD2PPB
Misc : WG1598546
ALS Vial : 9 Sample Multiplier: 1

Quant Time: Jan 26 13:26:28 2022
Quant Method : I:\VOLATILES\VOA105\2022\220126ICAL\V105_220126A_8260.m
Quant Title : VOLATILES BY GC/MS
QLast Update : Wed Jan 26 13:14:58 2022
Response via : Initial Calibration

CCAL FILE(s) : 1 - I:\VOLATILES\VOA105\2022\220126ICAL\V05220126A10.d
Sub List : 8260-Curve - Megamix plus Diox

Compound	R.T.	QIon	Response	Conc	Units	Dev(Min)
Internal Standards						
1) Fluorobenzene	5.860	96	694303	10.000	ug/L	0.00
Standard Area 1 = 753326			Recovery = 92.17%			
59) Chlorobenzene-d5	9.373	117	582536	10.000	ug/L	0.00
Standard Area 1 = 602513			Recovery = 96.68%			
79) 1,4-Dichlorobenzene-d4	12.106	152	339754	10.000	ug/L	0.00
Standard Area 1 = 348137			Recovery = 97.59%			
System Monitoring Compounds						
36) Dibromofluoromethane	5.068	113	196242	10.668	ug/L	0.00
Spiked Amount 10.000	Range 70 - 130		Recovery = 106.68%			
43) 1,2-Dichloroethane-d4	5.586	65	182474	9.833	ug/L	0.00
Spiked Amount 10.000	Range 70 - 130		Recovery = 98.33%			
60) Toluene-d8	7.533	98	714720	9.832	ug/L	0.00
Spiked Amount 10.000	Range 70 - 130		Recovery = 98.32%			
83) 4-Bromofluorobenzene	10.881	95	279100	9.937	ug/L	0.00
Spiked Amount 10.000	Range 70 - 130		Recovery = 99.37%			
Target Compounds						Qvalue
2) Dichlorodifluoromethane	1.586	85	34597	1.963	ug/L	97
3) Chloromethane	1.762	50	57489	2.057	ug/L	97
4) Vinyl chloride	1.840	62	44269	2.014	ug/L	99
5) Bromomethane	2.144	94	19072	1.970	ug/L	96
6) Chloroethane	2.251	64	26123	2.047	ug/L	94
7) Trichlorofluoromethane	2.378	101	43327	1.915	ug/L	99
8) Ethyl ether	2.662	74	11083	1.958	ug/L #	43
10) 1,1-Dichloroethene	2.858	96	29818	1.928	ug/L	91
11) Carbon disulfide	2.887	76	85793	2.037	ug/L	98
12) Freon-113	2.887	101	29613	1.964	ug/L #	76
13) Iodomethane	2.995	142	54224	1.892	ug/L	87
14) Acrolein	3.210	56	1424	1.841	ug/L	90
15) Methylene chloride	3.405	84	36067	2.215	ug/L #	64
17) Acetone	3.464	43	3431	2.297	ug/L #	74
18) trans-1,2-Dichloroethene	3.552	96	34053	1.998	ug/L	90
19) Methyl acetate	3.572	43	10176	1.889	ug/L #	86
20) Methyl tert-butyl ether	3.630	73	40691	1.779	ug/L #	77
21) tert-Butyl alcohol	3.738	59	4038	10.996	ug/L #	70
22) Diisopropyl ether	3.982	45	94663	1.938	ug/L #	87
23) 1,1-Dichloroethane	4.119	63	69650	2.063	ug/L	94
24) Halothane	4.168	117	25839	1.891	ug/L	99

Data Path : I:\VOLATILES\VOA105\2022\220126ICAL\
Data File : V05220126A09.d
Acq On : 26 Jan 2022 11:42 am
Operator : VOA105:NLK
Sample : I8260STD2PPB
Misc : WG1598546
ALS Vial : 9 Sample Multiplier: 1

Quant Time: Jan 26 13:26:28 2022
Quant Method : I:\VOLATILES\VOA105\2022\220126ICAL\V105_220126A_8260.m
Quant Title : VOLATILES BY GC/MS
QLast Update : Wed Jan 26 13:14:58 2022
Response via : Initial Calibration

CCAL FILE(s) : 1 - I:\VOLATILES\VOA105\2022\220126ICAL\V05220126A10.d
Sub List : 8260-Curve - Megamix plus Diox

Compound	R.T.	QIon	Response	Conc	Units		Dev(Min)
25) Acrylonitrile	4.207	53	5656	1.744	ug/L	#	67
26) Ethyl tert-butyl ether	4.315	59	63823	1.847	ug/L	#	68
27) Vinyl acetate	4.374	43	28021M4	1.317	ug/L		
28) cis-1,2-Dichloroethene	4.638	96	37243	1.984	ug/L		93
29) 2,2-Dichloropropane	4.726	77	37785	1.798	ug/L	#	70
30) Bromochloromethane	4.824	128	17391	2.044	ug/L	#	83
31) Cyclohexane	4.804	56	68095	1.903	ug/L	#	64
32) Chloroform	4.892	83	57274	2.103	ug/L	#	95
33) Ethyl acetate	5.019	43	12656	1.737	ug/L	#	89
34) Carbon tetrachloride	5.009	117	43028	1.929	ug/L		97
35) Tetrahydrofuran	5.049	42	6087	2.110	ug/L	#	65
37) 1,1,1-Trichloroethane	5.078	97	48023	1.933	ug/L	#	90
39) 2-Butanone	5.205	43	5397	1.604	ug/L	#	66
40) 1,1-Dichloropropene	5.205	75	38764	1.885	ug/L		93
41) Benzene	5.450	78	116685	1.904	ug/L	#	91
42) tert-Amyl methyl ether	5.547	73	41210	1.864	ug/L		87
44) 1,2-Dichloroethane	5.655	62	37687	2.033	ug/L		98
47) Methyl cyclohexane	6.007	83	49556	1.834	ug/L	#	57
48) Trichloroethene	6.036	95	31022	1.882	ug/L		87
50) Dibromomethane	6.486	93	14280	1.955	ug/L	#	83
51) 1,2-Dichloropropane	6.574	63	31802	1.863	ug/L	#	82
53) 2-Chloroethyl vinyl ether	7.288	63	10958	1.787	ug/L	#	87
54) Bromodichloromethane	6.653	83	36388	1.944	ug/L		95
57) 1,4-Dioxane	6.858	88	22371	393.719	ug/L	#	73
58) cis-1,3-Dichloropropene	7.337	75	34229	1.733	ug/L	#	85
61) Toluene	7.592	92	83051	1.909	ug/L		100
62) 4-Methyl-2-pentanone	8.041	58	4994	1.697	ug/L		80
63) Tetrachloroethene	8.032	166	40150	1.864	ug/L		87
65) trans-1,3-Dichloropropene	8.090	75	22283	1.436	ug/L		85
67) Ethyl methacrylate	8.276	69	20031	1.691	ug/L		98
68) 1,1,2-Trichloroethane	8.276	83	14905	1.720	ug/L		95
69) Chlorodibromomethane	8.482	129	25461	1.761	ug/L		98
70) 1,3-Dichloropropane	8.589	76	35750	1.821	ug/L		100
71) 1,2-Dibromoethane	8.756	107	21452	1.820	ug/L		99
72) 2-Hexanone	9.069	43	9929	1.985	ug/L	#	89
73) Chlorobenzene	9.392	112	96146	1.945	ug/L		91
74) Ethylbenzene	9.422	91	166951	1.949	ug/L		93
75) 1,1,1,2-Tetrachloroethane	9.471	131	29397	1.862	ug/L		90
76) p/m Xylene	9.618	106	135731	3.938	ug/L		79
77) o Xylene	10.156	106	128766	3.893	ug/L		82

Quantitation Report (QT Reviewed)

Data Path : I:\VOLATILES\VOA105\2022\220126ICAL\
Data File : V05220126A09.d
Acq On : 26 Jan 2022 11:42 am
Operator : VOA105:NLK
Sample : I8260STD2PPB
Misc : WG1598546
ALS Vial : 9 Sample Multiplier: 1

Quant Time: Jan 26 13:26:28 2022
Quant Method : I:\VOLATILES\VOA105\2022\220126ICAL\V105_220126A_8260.m
Quant Title : VOLATILES BY GC/MS
QLast Update : Wed Jan 26 13:14:58 2022
Response via : Initial Calibration

CCAL FILE(s) : 1 - I:\VOLATILES\VOA105\2022\220126ICAL\V05220126A10.d
Sub List : 8260-Curve - Megamix plus Diox

Compound	R.T.	QIon	Response	Conc	Units		Dev(Min)
78) Styrene	10.235	104	202857	3.846	ug/L	#	85
80) Bromoform	10.264	173	13286	1.687	ug/L		92
82) Isopropylbenzene	10.548	105	174695	1.922	ug/L		95
84) Bromobenzene	10.999	156	39899	1.904	ug/L		97
85) n-Propylbenzene	11.038	91	197829	1.910	ug/L		93
86) 1,4-Dichlorobutane	11.067	55	42510	1.889	ug/L	#	88
87) 1,1,2,2-Tetrachloroethane	11.146	83	20840	1.898	ug/L		97
88) 4-Ethyltoluene	11.165	105	170684	1.910	ug/L		97
89) 2-Chlorotoluene	11.205	91	118015M6	1.956	ug/L		
90) 1,3,5-Trimethylbenzene	11.263	105	147307	1.937	ug/L		92
91) 1,2,3-Trichloropropane	11.283	75	16697M4	1.918	ug/L		
92) trans-1,4-Dichloro-2-b...	11.342	53	6887	1.833	ug/L	#	68
93) 4-Chlorotoluene	11.400	91	120358	1.942	ug/L	#	88
94) tert-Butylbenzene	11.606	119	131170	1.952	ug/L		97
97) 1,2,4-Trimethylbenzene	11.685	105	142185	1.910	ug/L		90
98) sec-Butylbenzene	11.802	105	183552	1.911	ug/L		94
99) p-Isopropyltoluene	11.949	119	166077	1.944	ug/L		93
100) 1,3-Dichlorobenzene	12.027	146	82325	1.922	ug/L		96
101) 1,4-Dichlorobenzene	12.125	146	84452	2.020	ug/L		99
102) p-Diethylbenzene	12.331	119	97379	1.934	ug/L		95
103) n-Butylbenzene	12.390	91	123756	1.888	ug/L	#	96
104) 1,2-Dichlorobenzene	12.547	146	70706	1.897	ug/L		96
105) 1,2,4,5-Tetramethylben...	13.125	119	129577	1.892	ug/L		91
106) 1,2-Dibromo-3-chloropr...	13.340	155	3172	1.934	ug/L		94
107) 1,3,5-Trichlorobenzene	13.360	180	51745	1.885	ug/L		97
108) Hexachlorobutadiene	13.928	225	21057	2.048	ug/L		96
109) 1,2,4-Trichlorobenzene	13.967	180	39147	1.894	ug/L		98
110) Naphthalene	14.261	128	65195	1.938	ug/L		100
111) 1,2,3-Trichlorobenzene	14.427	180	30700	1.963	ug/L		97

(#) = qualifier out of range (m) = manual integration (+) = signals summed

Quantitation Report (QT Reviewed)

Data Path : I:\VOLATILES\VOA105\2022\220126ICAL\
Data File : V05220126A09.d
Acq On : 26 Jan 2022 11:42 am
Operator : VOA105:NLK
Sample : I8260STD2PPB
Misc : WG1598546
ALS Vial : 9 Sample Multiplier: 1

Quant Time: Jan 26 13:26:28 2022
Quant Method : I:\VOLATILES\VOA105\2022\220126ICAL\V105_220126A_8260.m
Quant Title : VOLATILES BY GC/MS
QLast Update : Wed Jan 26 13:14:58 2022
Response via : Initial Calibration

Sub List : 8260-Curve - Megamix plus Diox20126ICAL\V05220126A10.d•

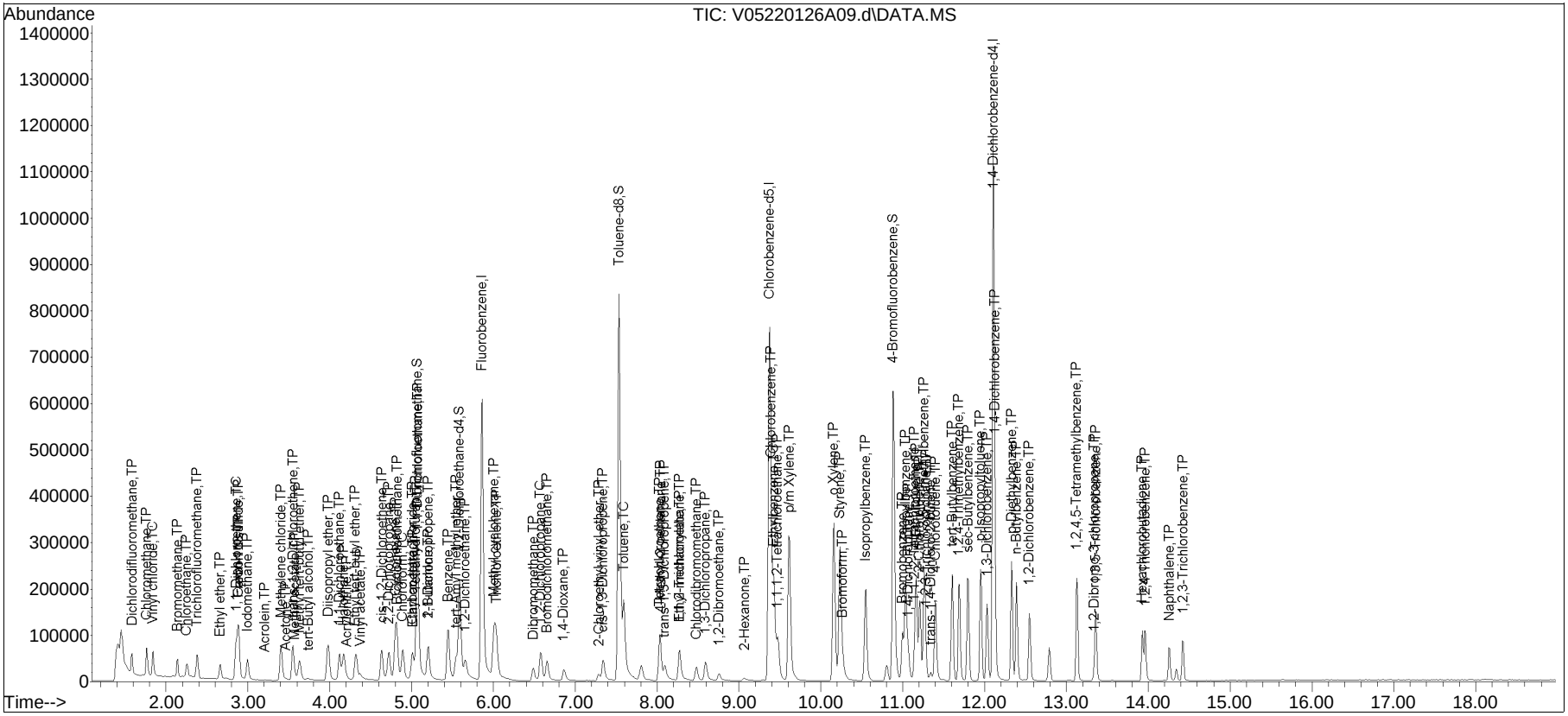

Manual Integration Report

Data Path : I:\VOLATILES\VOA105\2022\2QMethod : V105_220126A_8260.m
Data File : V05220126A09.d Operator : VOA105:NLK
Date Inj'd : 1/26/2022 11:42 am Instrument : VOA 105
Sample : I8260STD2PPB Quant Date : 1/26/2022 1:15 pm

Compound #27: Vinyl acetate

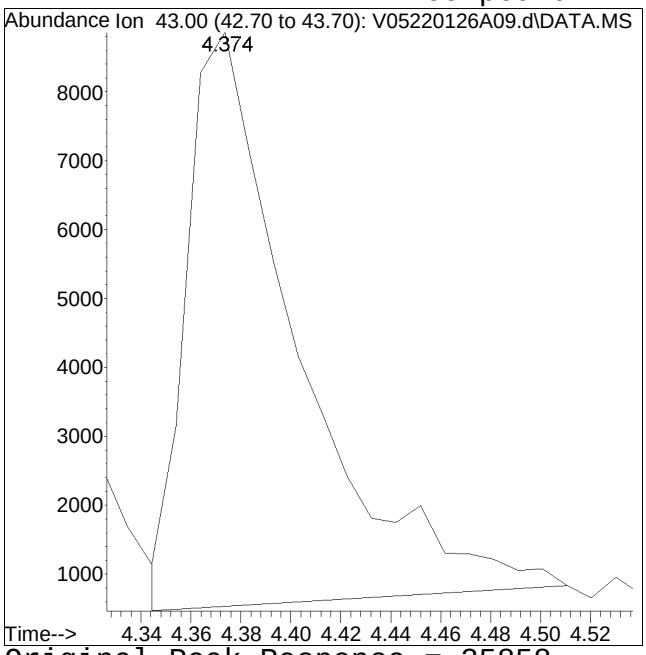

Original Peak Response = 25858

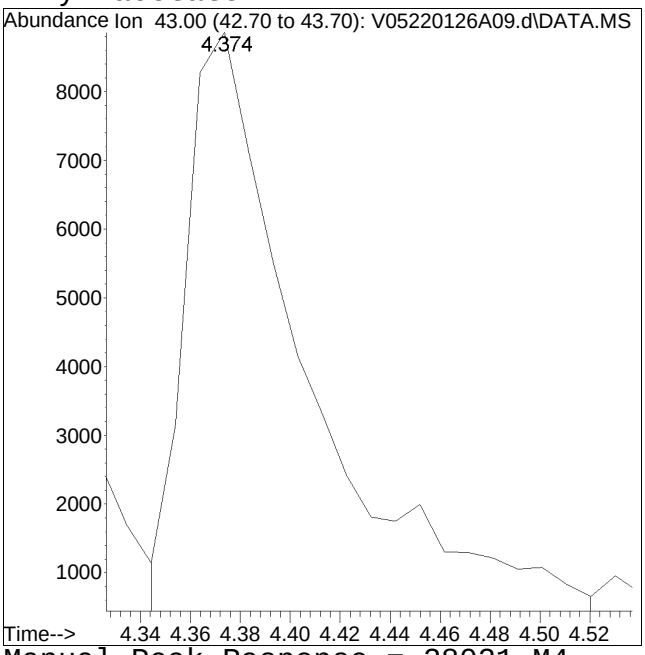

Manual Peak Response = 28021 M4

M4 = Poor automated baseline construction.

Manual Integration Report

Data Path : I:\VOLATILES\VOA105\2022\2QMethod : V105_220126A_8260.m
Data File : V05220126A09.d Operator : VOA105:NLK
Date Inj'd : 1/26/2022 11:42 am Instrument : VOA 105
Sample : I8260STD2PPB Quant Date : 1/26/2022 1:15 pm

Compound #89: 2-Chlorotoluene

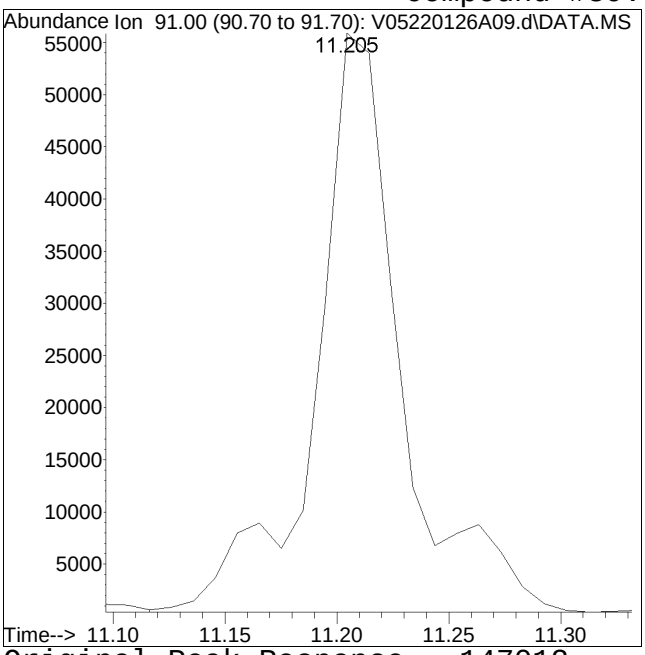

Original Peak Response = 147012

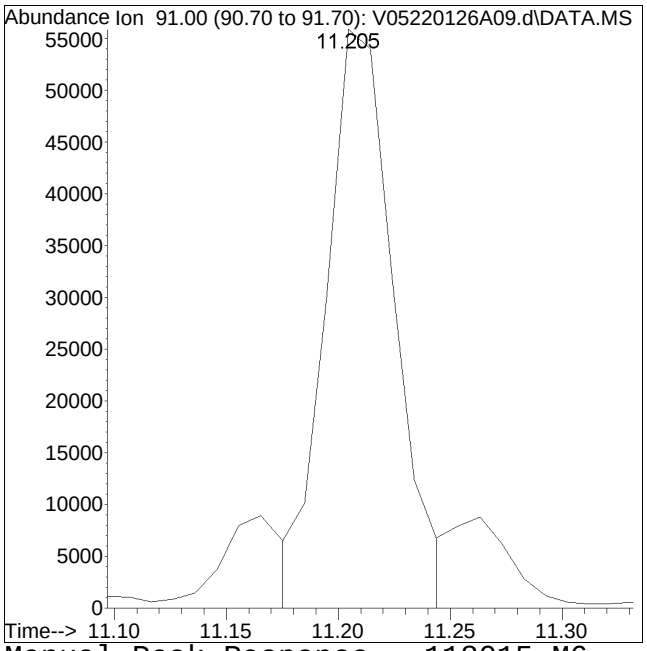

Manual Peak Response = 118015 M6

M6 = Misassignment of peak valley by automated integration (poor split of 2 peaks).

Manual Integration Report

Data Path : I:\VOLATILES\VOA105\2022\2QMethod : V105_220126A_8260.m
Data File : V05220126A09.d Operator : VOA105:NLK
Date Inj'd : 1/26/2022 11:42 am Instrument : VOA 105
Sample : I8260STD2PPB Quant Date : 1/26/2022 1:15 pm

Compound #91: 1,2,3-Trichloropropane

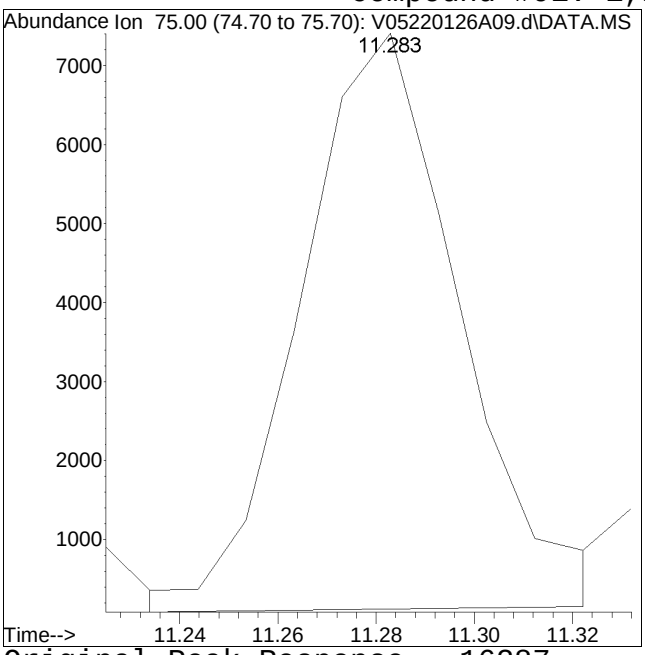

Original Peak Response = 16287

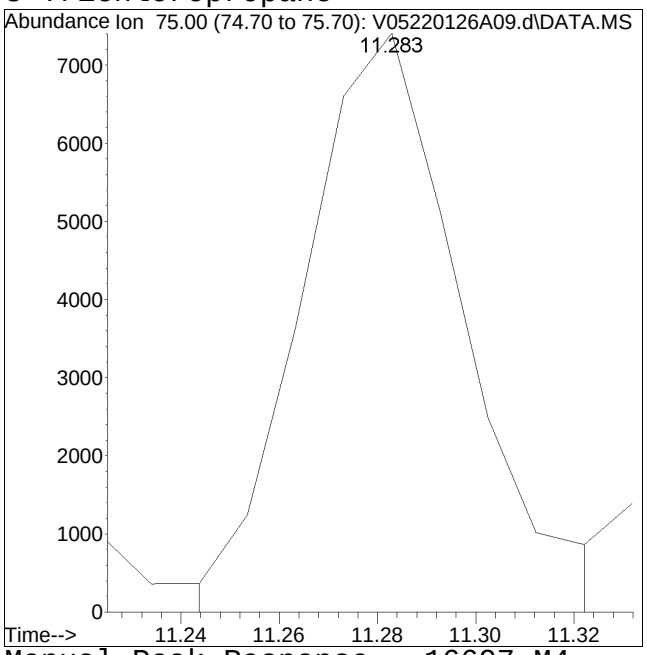

Manual Peak Response = 16697 M4

M4 = Poor automated baseline construction.

Quantitation Report (QT Reviewed)

Data Path : I:\VOLATILES\VOA105\2022\220126ICAL\
Data File : V05220126A10.d
Acq On : 26 Jan 2022 12:05 pm
Operator : VOA105:NLK
Sample : I8260STD10PPB
Misc : WG1598546
ALS Vial : 10 Sample Multiplier: 1

Quant Time: Jan 26 13:14:55 2022
Quant Method : I:\VOLATILES\VOA105\2022\220126ICAL\V105_220126A_8260.m
Quant Title : VOLATILES BY GC/MS
QLast Update : Wed Jan 26 13:14:24 2022
Response via : Initial Calibration

CCAL FILE(s) : 1 - I:\VOLATILES\VOA105\2022\220126ICAL\V05220126A10.d
Sub List : 8260-Curve - Megamix plus Diox

Compound	R.T.	QIon	Response	Conc	Units	Dev(Min)
Internal Standards						
1) Fluorobenzene	5.860	96	753326	10.000	ug/L	0.00
Standard Area 1 = 753326			Recovery = 100.00%			
59) Chlorobenzene-d5	9.373	117	602513	10.000	ug/L	0.00
Standard Area 1 = 602513			Recovery = 100.00%			
79) 1,4-Dichlorobenzene-d4	12.106	152	348137	10.000	ug/L	0.00
Standard Area 1 = 348137			Recovery = 100.00%			
System Monitoring Compounds						
36) Dibromofluoromethane	5.068	113	199589	10.000	ug/L	0.00
Spiked Amount 10.000	Range 70 - 130		Recovery = 100.00%			
43) 1,2-Dichloroethane-d4	5.586	65	201343	10.000	ug/L	0.00
Spiked Amount 10.000	Range 70 - 130		Recovery = 100.00%			
60) Toluene-d8	7.533	98	751883	9.982	ug/L	0.00
Spiked Amount 10.000	Range 70 - 130		Recovery = 99.82%			
83) 4-Bromofluorobenzene	10.881	95	287789	10.000	ug/L	0.00
Spiked Amount 10.000	Range 70 - 130		Recovery = 100.00%			
Target Compounds						Qvalue
2) Dichlorodifluoromethane	1.586	85	191270	10.000	ug/L	97
3) Chloromethane	1.762	50	303196	9.996	ug/L	98
4) Vinyl chloride	1.840	62	238517	10.000	ug/L	95
5) Bromomethane	2.144	94	105045	10.000	ug/L	96
6) Chloroethane	2.251	64	138490	10.000	ug/L	93
7) Trichlorofluoromethane	2.378	101	245426	10.000	ug/L	95
8) Ethyl ether	2.662	74	61431	9.972	ug/L #	54
10) 1,1-Dichloroethene	2.858	96	167820	10.000	ug/L	95
11) Carbon disulfide	2.887	76	456970	10.000	ug/L	99
12) Freon-113	2.887	101	163613	10.000	ug/L	80
13) Iodomethane	2.995	142	310995	10.000	ug/L	86
14) Acrolein	3.190	56	8394	10.000	ug/L	98
15) Methylene chloride	3.405	84	176699	10.000	ug/L #	64
17) Acetone	3.454	43	16209	10.000	ug/L #	78
18) trans-1,2-Dichloroethene	3.542	96	184927	9.967	ug/L	91
19) Methyl acetate	3.562	43	58457	10.000	ug/L #	85
20) Methyl tert-butyl ether	3.630	73	248174	9.972	ug/L #	80
21) tert-Butyl alcohol	3.738	59	19922	50.000	ug/L	94
22) Diisopropyl ether	3.973	45	530034	9.968	ug/L #	87
23) 1,1-Dichloroethane	4.119	63	366402	9.974	ug/L	96
24) Halothane	4.168	117	148280	9.972	ug/L	99

Data Path : I:\VOLATILES\VOA105\2022\220126ICAL\
Data File : V05220126A10.d
Acq On : 26 Jan 2022 12:05 pm
Operator : VOA105:NLK
Sample : I8260STD10PPB
Misc : WG1598546
ALS Vial : 10 Sample Multiplier: 1

Quant Time: Jan 26 13:14:55 2022
Quant Method : I:\VOLATILES\VOA105\2022\220126ICAL\V105_220126A_8260.m
Quant Title : VOLATILES BY GC/MS
QLast Update : Wed Jan 26 13:14:24 2022
Response via : Initial Calibration

CCAL FILE(s) : 1 - I:\VOLATILES\VOA105\2022\220126ICAL\V05220126A10.d
Sub List : 8260-Curve - Megamix plus Diox

Compound	R.T.	QIon	Response	Conc	Units		Dev(Min)
25) Acrylonitrile	4.188	53	35180	10.000	ug/L		90
26) Ethyl tert-butyl ether	4.315	59	374869	10.000	ug/L		87
27) Vinyl acetate	4.354	43	230935	10.000	ug/L	#	93
28) cis-1,2-Dichloroethene	4.628	96	203695	9.926	ug/L		95
29) 2,2-Dichloropropane	4.726	77	227983	9.977	ug/L	#	79
30) Bromochloromethane	4.824	128	92300	10.000	ug/L	#	83
31) Cyclohexane	4.804	56	388319	9.974	ug/L	#	64
32) Chloroform	4.892	83	295511	9.943	ug/L		95
33) Ethyl acetate	5.000	43	79046	10.000	ug/L	#	91
34) Carbon tetrachloride	5.009	117	242068	10.000	ug/L		98
35) Tetrahydrofuran	5.039	42	31306	10.000	ug/L	#	71
37) 1,1,1-Trichloroethane	5.078	97	269500	9.977	ug/L		96
39) 2-Butanone	5.185	43	36516	10.000	ug/L	#	74
40) 1,1-Dichloropropene	5.195	75	223105	9.924	ug/L		94
41) Benzene	5.440	78	664880	9.975	ug/L	#	91
42) tert-Amyl methyl ether	5.547	73	239868	10.022	ug/L		91
44) 1,2-Dichloroethane	5.655	62	201138	10.000	ug/L		97
47) Methyl cyclohexane	6.007	83	293217	10.000	ug/L	#	63
48) Trichloroethene	6.036	95	178846	10.000	ug/L	#	87
50) Dibromomethane	6.477	93	79248	10.000	ug/L	#	83
51) 1,2-Dichloropropane	6.574	63	185240	10.000	ug/L	#	85
53) 2-Chloroethyl vinyl ether	7.269	63	66545	10.000	ug/L		94
54) Bromodichloromethane	6.653	83	203053	10.000	ug/L		98
57) 1,4-Dioxane	6.858	88	30825	500.000	ug/L	#	71
58) cis-1,3-Dichloropropene	7.337	75	214353	10.000	ug/L	#	87
61) Toluene	7.592	92	449944	9.983	ug/L		99
62) 4-Methyl-2-pentanone	8.032	58	30444	10.000	ug/L	#	89
63) Tetrachloroethene	8.032	166	222818	9.986	ug/L		87
65) trans-1,3-Dichloropropene	8.090	75	160471	10.000	ug/L		85
67) Ethyl methacrylate	8.266	69	122537	10.000	ug/L		99
68) 1,1,2-Trichloroethane	8.266	83	89608	9.972	ug/L		99
69) Chlorodibromomethane	8.472	129	149583	9.990	ug/L		98
70) 1,3-Dichloropropane	8.589	76	203051	10.000	ug/L		99
71) 1,2-Dibromoethane	8.756	107	121894	10.000	ug/L		99
72) 2-Hexanone	9.040	43	51747	10.000	ug/L		99
73) Chlorobenzene	9.392	112	511223	10.000	ug/L		87
74) Ethylbenzene	9.422	91	885870	10.000	ug/L		93
75) 1,1,1,2-Tetrachloroethane	9.471	131	163250	10.000	ug/L		95
76) p/m Xylene	9.608	106	712955	20.000	ug/L		82
77) o Xylene	10.156	106	684289	20.000	ug/L		81

Quantitation Report (QT Reviewed)

Data Path : I:\VOLATILES\VOA105\2022\220126ICAL\
Data File : V05220126A10.d
Acq On : 26 Jan 2022 12:05 pm
Operator : VOA105:NLK
Sample : I8260STD10PPB
Misc : WG1598546
ALS Vial : 10 Sample Multiplier: 1

Quant Time: Jan 26 13:14:55 2022
Quant Method : I:\VOLATILES\VOA105\2022\220126ICAL\V105_220126A_8260.m
Quant Title : VOLATILES BY GC/MS
QLast Update : Wed Jan 26 13:14:24 2022
Response via : Initial Calibration

CCAL FILE(s) : 1 - I:\VOLATILES\VOA105\2022\220126ICAL\V05220126A10.d
Sub List : 8260-Curve - Megamix plus Diox

Compound	R.T.	QIon	Response	Conc	Units		Dev(Min)
78) Styrene	10.225	104	1091001	20.000	ug/L	#	85
80) Bromoform	10.264	173	80696	10.000	ug/L		98
82) Isopropylbenzene	10.548	105	931284	10.000	ug/L		94
84) Bromobenzene	10.999	156	214773	10.011	ug/L		99
85) n-Propylbenzene	11.038	91	1061443	10.000	ug/L		93
86) 1,4-Dichlorobutane	11.067	55	230600	10.000	ug/L	#	88
87) 1,1,2,2-Tetrachloroethane	11.146	83	112500	10.000	ug/L		100
88) 4-Ethyltoluene	11.165	105	915872	10.000	ug/L		96
89) 2-Chlorotoluene	11.205	91	618125M6	10.000	ug/L		
90) 1,3,5-Trimethylbenzene	11.263	105	779278	10.024	ug/L		92
91) 1,2,3-Trichloropropane	11.283	75	89195	10.122	ug/L		94
92) trans-1,4-Dichloro-2-b...	11.332	53	38503	10.000	ug/L	#	83
93) 4-Chlorotoluene	11.391	91	635140	10.000	ug/L	#	87
94) tert-Butylbenzene	11.606	119	688671	10.000	ug/L		97
97) 1,2,4-Trimethylbenzene	11.685	105	762857	10.000	ug/L		93
98) sec-Butylbenzene	11.792	105	984159	10.000	ug/L		95
99) p-Isopropyltoluene	11.949	119	875179	10.000	ug/L		93
100) 1,3-Dichlorobenzene	12.027	146	438797	10.000	ug/L		96
101) 1,4-Dichlorobenzene	12.125	146	428472	10.000	ug/L		97
102) p-Diethylbenzene	12.331	119	515863	10.000	ug/L		95
103) n-Butylbenzene	12.390	91	671753	10.006	ug/L	#	96
104) 1,2-Dichlorobenzene	12.547	146	381850	10.000	ug/L		96
105) 1,2,4,5-Tetramethylben...	13.125	119	701810	10.000	ug/L		91
106) 1,2-Dibromo-3-chloropr...	13.330	155	16810	10.000	ug/L		99
107) 1,3,5-Trichlorobenzene	13.360	180	281323	10.000	ug/L		97
108) Hexachlorobutadiene	13.928	225	105331	10.000	ug/L		97
109) 1,2,4-Trichlorobenzene	13.957	180	211838	10.005	ug/L		99
110) Naphthalene	14.251	128	344637	10.000	ug/L		100
111) 1,2,3-Trichlorobenzene	14.418	180	160283	10.000	ug/L		99

(#) = qualifier out of range (m) = manual integration (+) = signals summed

Quantitation Report (QT Reviewed)

Data Path : I:\VOLATILES\VOA105\2022\220126ICAL\
Data File : V05220126A10.d
Acq On : 26 Jan 2022 12:05 pm
Operator : VOA105:NLK
Sample : I8260STD10PPB
Misc : WG1598546
ALS Vial : 10 Sample Multiplier: 1

Quant Time: Jan 26 13:14:55 2022
Quant Method : I:\VOLATILES\VOA105\2022\220126ICAL\V105_220126A_8260.m
Quant Title : VOLATILES BY GC/MS
QLast Update : Wed Jan 26 13:14:24 2022
Response via : Initial Calibration

Sub List : 8260-Curve - Megamix plus Diox20126ICAL\V05220126A10.d•

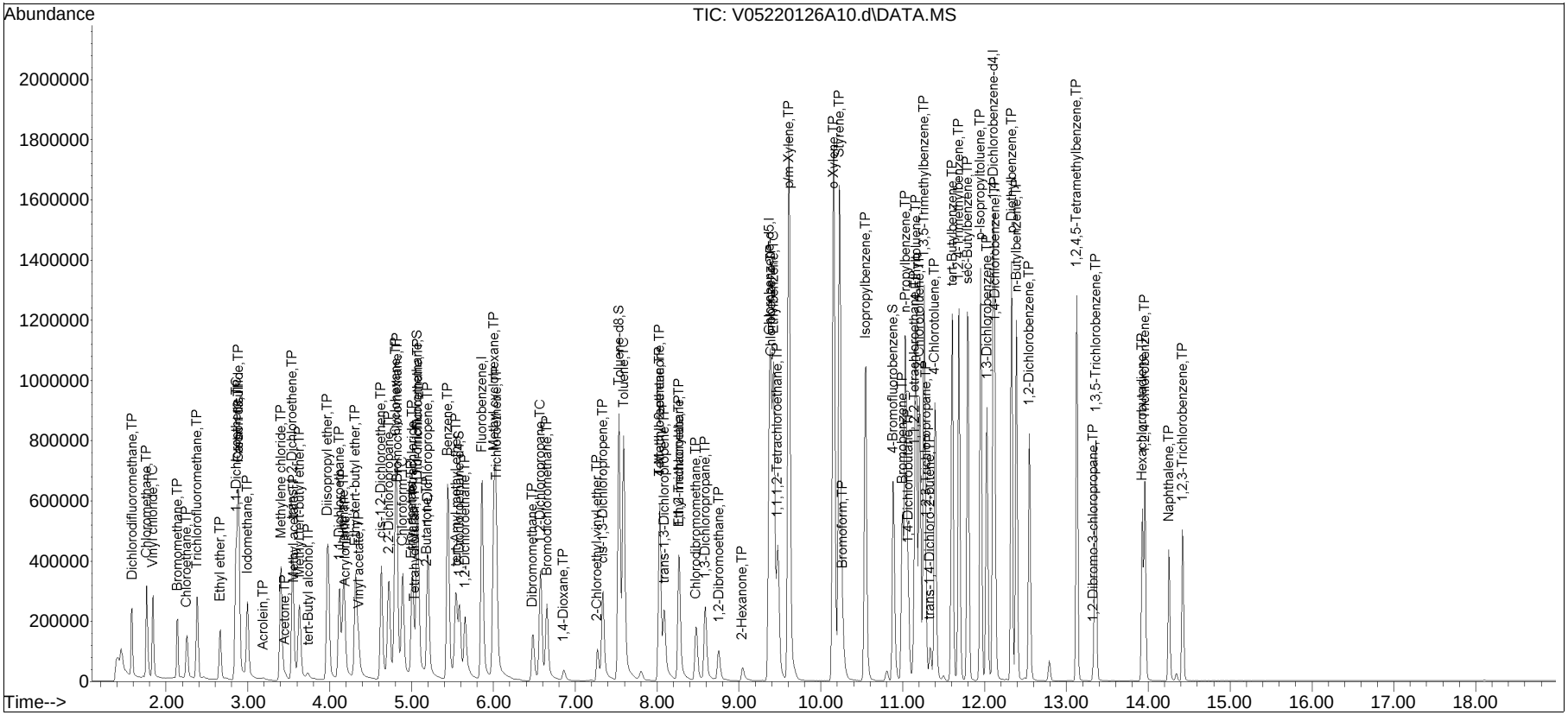

Manual Integration Report

Data Path : I:\VOLATILES\VOA105\2022\2QMethod : V105_220126A_8260.m
Data File : V05220126A10.d Operator : VOA105:NLK
Date Inj'd : 1/26/2022 12:05 pm Instrument : VOA 105
Sample : I8260STD10PPB Quant Date : 1/26/2022 1:14 pm

Compound #89: 2-Chlorotoluene

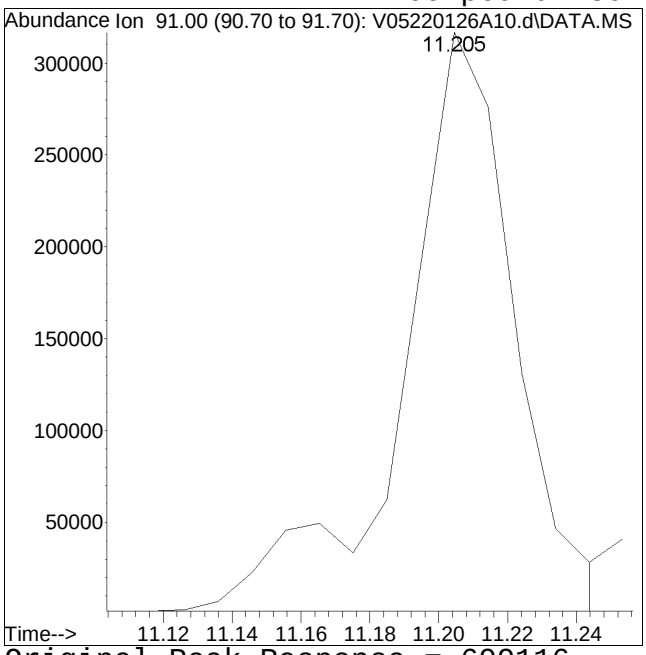

Original Peak Response = 699116

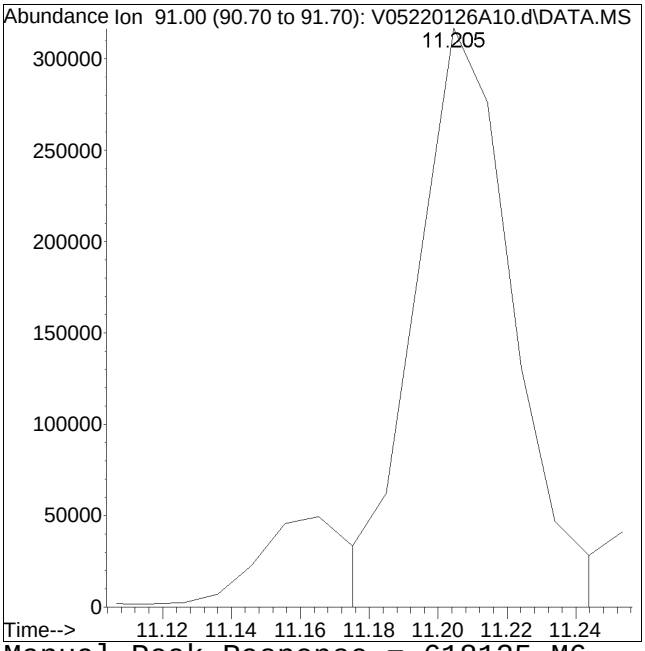

Manual Peak Response = 618125 M6

M6 = Misassignment of peak valley by automated integration (poor split of 2 peaks).

Quantitation Report (QT Reviewed)

Data Path : I:\VOLATILES\VOA105\2022\220126ICAL\
Data File : V05220126A11.d
Acq On : 26 Jan 2022 12:27 pm
Operator : VOA105:NLK
Sample : I8260STD30PPB
Misc : WG1598546
ALS Vial : 11 Sample Multiplier: 1

Quant Time: Jan 26 13:27:29 2022
Quant Method : I:\VOLATILES\VOA105\2022\220126ICAL\V105_220126A_8260.m
Quant Title : VOLATILES BY GC/MS
QLast Update : Wed Jan 26 13:14:58 2022
Response via : Initial Calibration

CCAL FILE(s) : 1 - I:\VOLATILES\VOA105\2022\220126ICAL\V05220126A10.d
Sub List : 8260-Curve - Megamix plus Diox

Compound	R.T.	QIon	Response	Conc	Units	Dev(Min)
Internal Standards						
1) Fluorobenzene	5.860	96	811311	10.000	ug/L	0.00
Standard Area 1 = 753326			Recovery = 107.70%			
59) Chlorobenzene-d5	9.373	117	633718	10.000	ug/L	0.00
Standard Area 1 = 602513			Recovery = 105.18%			
79) 1,4-Dichlorobenzene-d4	12.106	152	352527	10.000	ug/L	0.00
Standard Area 1 = 348137			Recovery = 101.26%			
System Monitoring Compounds						
36) Dibromofluoromethane	5.068	113	208170	9.684	ug/L	0.00
Spiked Amount 10.000	Range 70 - 130		Recovery = 96.84%			
43) 1,2-Dichloroethane-d4	5.586	65	196395	9.057	ug/L	0.00
Spiked Amount 10.000	Range 70 - 130		Recovery = 90.57%			
60) Toluene-d8	7.533	98	788329	9.968	ug/L	0.00
Spiked Amount 10.000	Range 70 - 130		Recovery = 99.68%			
83) 4-Bromofluorobenzene	10.881	95	291913	10.017	ug/L	0.00
Spiked Amount 10.000	Range 70 - 130		Recovery = 100.17%			
Target Compounds						Qvalue
2) Dichlorodifluoromethane	1.586	85	562236	27.294	ug/L	98
3) Chloromethane	1.762	50	855144	26.189	ug/L	98
4) Vinyl chloride	1.840	62	696983	27.133	ug/L	94
5) Bromomethane	2.134	94	327364	28.937	ug/L	99
6) Chloroethane	2.251	64	385726	25.862	ug/L	93
7) Trichlorofluoromethane	2.378	101	719794	27.232	ug/L	100
8) Ethyl ether	2.662	74	186996	28.264	ug/L #	53
10) 1,1-Dichloroethene	2.848	96	485191	26.845	ug/L	94
11) Carbon disulfide	2.877	76	1351879	27.469	ug/L	99
12) Freon-113	2.887	101	498041	28.265	ug/L	83
13) Iodomethane	2.995	142	926465	27.661	ug/L	86
14) Acrolein	3.180	56	26509	29.324	ug/L	98
15) Methylene chloride	3.405	84	515281	27.077	ug/L #	65
17) Acetone	3.444	43	59324	33.984	ug/L	97
18) trans-1,2-Dichloroethene	3.542	96	540467	27.137	ug/L	91
19) Methyl acetate	3.552	43	190304	30.228	ug/L #	81
20) Methyl tert-butyl ether	3.630	73	797707	29.846	ug/L #	82
21) tert-Butyl alcohol	3.728	59	63217	147.322	ug/L	97
22) Diisopropyl ether	3.973	45	1702435	29.824	ug/L #	87
23) 1,1-Dichloroethane	4.119	63	1070874	27.138	ug/L	95
24) Halothane	4.168	117	445449	27.894	ug/L	100

Data Path : I:\VOLATILES\VOA105\2022\220126ICAL\
Data File : V05220126A11.d
Acq On : 26 Jan 2022 12:27 pm
Operator : VOA105:NLK
Sample : I8260STD30PPB
Misc : WG1598546
ALS Vial : 11 Sample Multiplier: 1

Quant Time: Jan 26 13:27:29 2022
Quant Method : I:\VOLATILES\VOA105\2022\220126ICAL\V105_220126A_8260.m
Quant Title : VOLATILES BY GC/MS
QLast Update : Wed Jan 26 13:14:58 2022
Response via : Initial Calibration

CCAL FILE(s) : 1 - I:\VOLATILES\VOA105\2022\220126ICAL\V05220126A10.d
Sub List : 8260-Curve - Megamix plus Diox

Compound	R.T.	QIon	Response	Conc	Units		Dev(Min)
25) Acrylonitrile	4.178	53	112896	29.797	ug/L	#	89
26) Ethyl tert-butyl ether	4.315	59	1239667	30.706	ug/L		85
27) Vinyl acetate	4.344	43	789401	31.740	ug/L	#	93
28) cis-1,2-Dichloroethene	4.628	96	604225	27.543	ug/L		94
29) 2,2-Dichloropropane	4.726	77	692730	28.214	ug/L	#	81
30) Bromochloromethane	4.824	128	273673	27.531	ug/L	#	82
31) Cyclohexane	4.804	56	1177606	28.158	ug/L	#	65
32) Chloroform	4.892	83	878216	27.595	ug/L		96
33) Ethyl acetate	5.000	43	270426	31.766	ug/L	#	91
34) Carbon tetrachloride	5.009	117	750099	28.772	ug/L		98
35) Tetrahydrofuran	5.039	42	94430	28.008	ug/L	#	73
37) 1,1,1-Trichloroethane	5.078	97	822804	28.349	ug/L		96
39) 2-Butanone	5.185	43	111488	28.349	ug/L	#	68
40) 1,1-Dichloropropene	5.195	75	699963	29.131	ug/L		93
41) Benzene	5.440	78	2056420	28.719	ug/L	#	91
42) tert-Amyl methyl ether	5.538	73	783964	30.347	ug/L		91
44) 1,2-Dichloroethane	5.655	62	607722	28.055	ug/L		96
47) Methyl cyclohexane	6.007	83	914710	28.966	ug/L	#	65
48) Trichloroethene	6.036	95	560696	29.110	ug/L		89
50) Dibromomethane	6.477	93	246191	28.846	ug/L	#	85
51) 1,2-Dichloropropane	6.574	63	580031	29.074	ug/L	#	84
53) 2-Chloroethyl vinyl ether	7.269	63	217461	30.343	ug/L		95
54) Bromodichloromethane	6.653	83	636998	29.129	ug/L		98
57) 1,4-Dioxane	6.858	88	36639	551.831	ug/L	#	73
58) cis-1,3-Dichloropropene	7.337	75	716173	31.023	ug/L	#	89
61) Toluene	7.592	92	1341717	28.351	ug/L		99
62) 4-Methyl-2-pentanone	8.032	58	93879	29.318	ug/L	#	91
63) Tetrachloroethene	8.032	166	673330	28.731	ug/L		87
65) trans-1,3-Dichloropropene	8.081	75	544694	32.272	ug/L		86
67) Ethyl methacrylate	8.257	69	370709	28.763	ug/L		99
68) 1,1,2-Trichloroethane	8.266	83	281317	29.848	ug/L		98
69) Chlorodibromomethane	8.472	129	476810	30.306	ug/L		98
70) 1,3-Dichloropropane	8.589	76	641846	30.054	ug/L		99
71) 1,2-Dibromoethane	8.746	107	385094	30.037	ug/L		99
72) 2-Hexanone	9.040	43	161750	29.719	ug/L		98
73) Chlorobenzene	9.392	112	1523484	28.333	ug/L		87
74) Ethylbenzene	9.422	91	2591166	27.810	ug/L		92
75) 1,1,1,2-Tetrachloroethane	9.471	131	522460	30.428	ug/L		97
76) p/m Xylene	9.608	106	2078614	55.439	ug/L		81
77) o Xylene	10.156	106	1990267	55.306	ug/L		81

Quantitation Report (QT Reviewed)

Data Path : I:\VOLATILES\VOA105\2022\220126ICAL\
Data File : V05220126A11.d
Acq On : 26 Jan 2022 12:27 pm
Operator : VOA105:NLK
Sample : I8260STD30PPB
Misc : WG1598546
ALS Vial : 11 Sample Multiplier: 1

Quant Time: Jan 26 13:27:29 2022
Quant Method : I:\VOLATILES\VOA105\2022\220126ICAL\V105_220126A_8260.m
Quant Title : VOLATILES BY GC/MS
QLast Update : Wed Jan 26 13:14:58 2022
Response via : Initial Calibration

CCAL FILE(s) : 1 - I:\VOLATILES\VOA105\2022\220126ICAL\V05220126A10.d
Sub List : 8260-Curve - Megamix plus Diox

	Compound	R.T.	QIon	Response	Conc	Units		Dev(Min)
78)	Styrene	10.225	104	3231751	56.327	ug/L	#	85
80)	Bromoform	10.264	173	257178	31.473	ug/L		98
82)	Isopropylbenzene	10.538	105	2687261	28.496	ug/L		94
84)	Bromobenzene	10.999	156	643291	29.579	ug/L		100
85)	n-Propylbenzene	11.028	91	3056991	28.442	ug/L		93
86)	1,4-Dichlorobutane	11.067	55	689861	29.543	ug/L	#	87
87)	1,1,2,2-Tetrachloroethane	11.136	83	338582	29.721	ug/L		99
88)	4-Ethyltoluene	11.156	105	2630694	28.366	ug/L		96
89)	2-Chlorotoluene	11.205	91	1762085M6	28.152	ug/L		
90)	1,3,5-Trimethylbenzene	11.263	105	2222064	28.159	ug/L		92
91)	1,2,3-Trichloropropane	11.273	75	267269	29.591	ug/L		95
92)	trans-1,4-Dichloro-2-b...	11.332	53	116210	29.806	ug/L	#	90
93)	4-Chlorotoluene	11.391	91	1820950	28.313	ug/L	#	88
94)	tert-Butylbenzene	11.606	119	1978898	28.377	ug/L		97
97)	1,2,4-Trimethylbenzene	11.685	105	2178757	28.205	ug/L		92
98)	sec-Butylbenzene	11.792	105	2809440	28.191	ug/L		95
99)	p-Isopropyltoluene	11.949	119	2509690	28.319	ug/L		92
100)	1,3-Dichlorobenzene	12.027	146	1263724	28.441	ug/L		96
101)	1,4-Dichlorobenzene	12.125	146	1243212	28.654	ug/L		96
102)	p-Diethylbenzene	12.331	119	1473952	28.217	ug/L		96
103)	n-Butylbenzene	12.390	91	1944443	28.585	ug/L	#	97
104)	1,2-Dichlorobenzene	12.547	146	1105254	28.584	ug/L		96
105)	1,2,4,5-Tetramethylben...	13.125	119	2047016	28.804	ug/L		91
106)	1,2-Dibromo-3-chloropr...	13.330	155	53076	31.181	ug/L		96
107)	1,3,5-Trichlorobenzene	13.360	180	812943	28.537	ug/L		97
108)	Hexachlorobutadiene	13.928	225	323947	30.372	ug/L		99
109)	1,2,4-Trichlorobenzene	13.957	180	620210	28.913	ug/L		99
110)	Naphthalene	14.251	128	1042834	29.882	ug/L		100
111)	1,2,3-Trichlorobenzene	14.418	180	471770	29.067	ug/L		99

(#) = qualifier out of range (m) = manual integration (+) = signals summed

Quantitation Report (QT Reviewed)

Data Path : I:\VOLATILES\VOA105\2022\220126ICAL\
Data File : V05220126A11.d
Acq On : 26 Jan 2022 12:27 pm
Operator : VOA105:NLK
Sample : I8260STD30PPB
Misc : WG1598546
ALS Vial : 11 Sample Multiplier: 1

Quant Time: Jan 26 13:27:29 2022
Quant Method : I:\VOLATILES\VOA105\2022\220126ICAL\V105_220126A_8260.m
Quant Title : VOLATILES BY GC/MS
QLast Update : Wed Jan 26 13:14:58 2022
Response via : Initial Calibration

Sub List : 8260-Curve - Megamix plus Diox20126ICAL\V05220126A10.d•

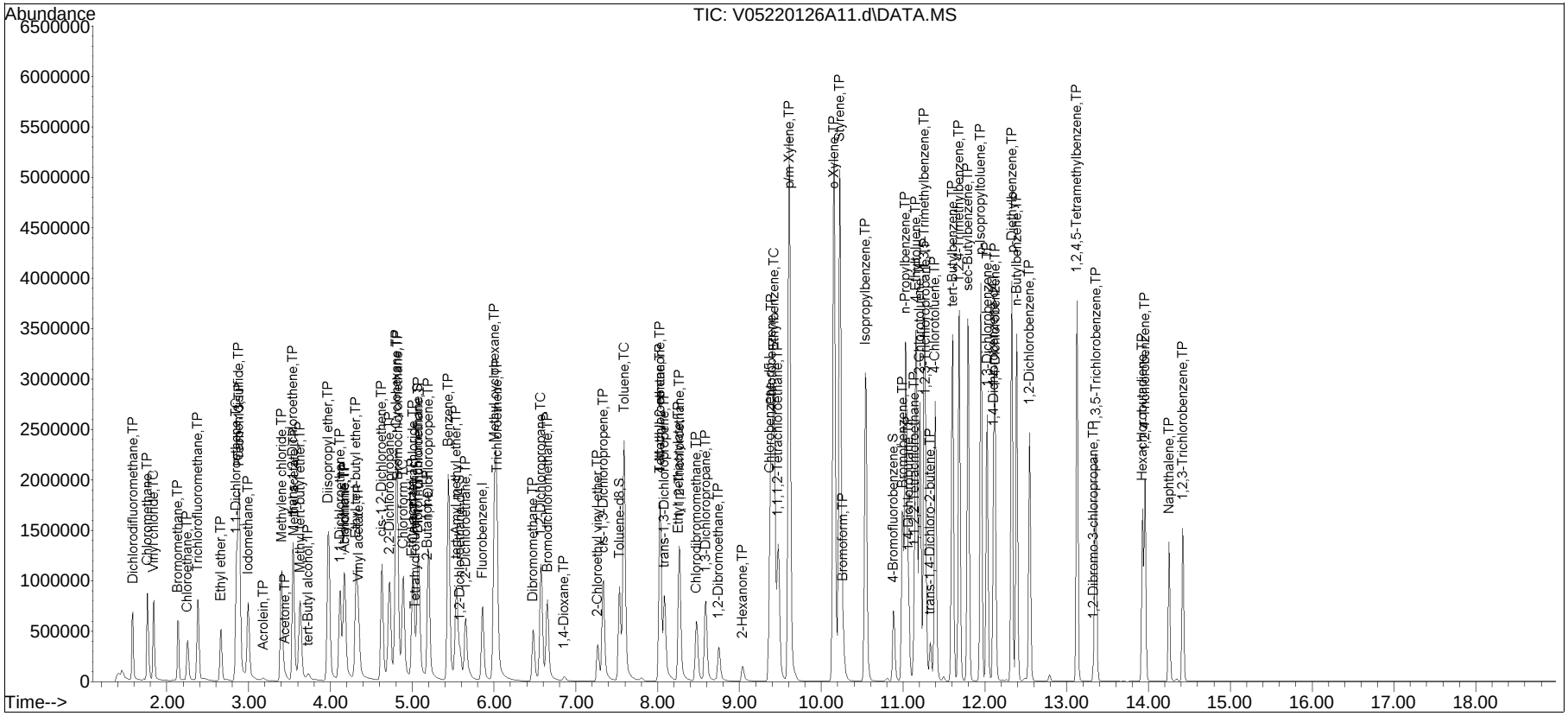

Manual Integration Report

Data Path : I:\VOLATILES\VOA105\2022\2QMethod : V105_220126A_8260.m
Data File : V05220126A11.d Operator : VOA105:NLK
Date Inj'd : 1/26/2022 12:27 pm Instrument : VOA 105
Sample : I8260STD30PPB Quant Date : 1/26/2022 1:15 pm

Compound #89: 2-Chlorotoluene

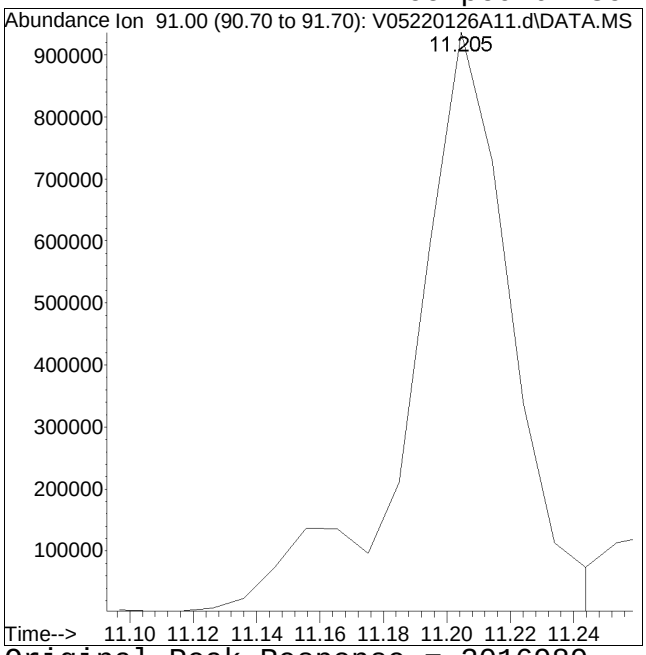

Original Peak Response = 2016989

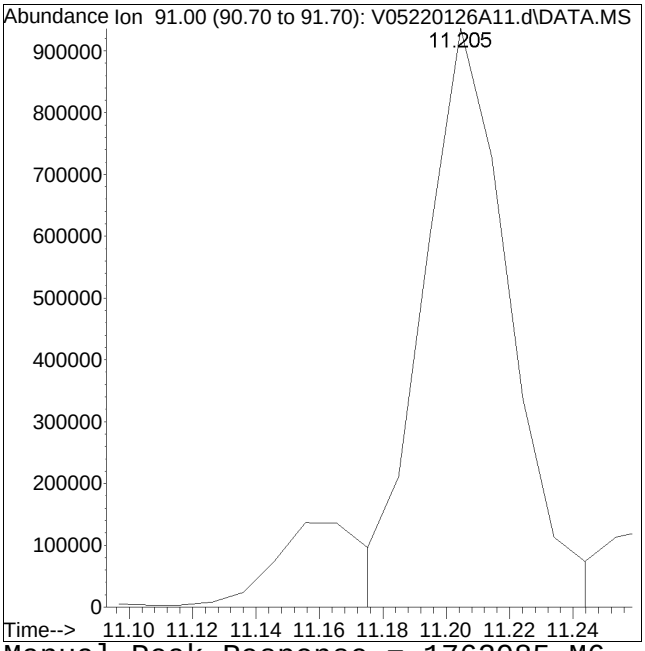

Manual Peak Response = 1762085 M6

M6 = Misassignment of peak valley by automated integration (poor split of 2 peaks).

Quantitation Report (QT Reviewed)

Data Path : I:\VOLATILES\VOA105\2022\220126ICAL\
Data File : V05220126A12.d
Acq On : 26 Jan 2022 12:50 pm
Operator : VOA105:NLK
Sample : I8260STD80PPB
Misc : WG1598546
ALS Vial : 12 Sample Multiplier: 1

Quant Time: Jan 26 13:28:04 2022
Quant Method : I:\VOLATILES\VOA105\2022\220126ICAL\V105_220126A_8260.m
Quant Title : VOLATILES BY GC/MS
QLast Update : Wed Jan 26 13:14:58 2022
Response via : Initial Calibration

CCAL FILE(s) : 1 - I:\VOLATILES\VOA105\2022\220126ICAL\V05220126A10.d
Sub List : 8260-Curve - Megamix plus Diox

Compound	R.T.	QIon	Response	Conc	Units	Dev(Min)
Internal Standards						
1) Fluorobenzene	5.860	96	851022	10.000	ug/L	0.00
Standard Area 1 = 753326			Recovery = 112.97%			
59) Chlorobenzene-d5	9.373	117	648259	10.000	ug/L	0.00
Standard Area 1 = 602513			Recovery = 107.59%			
79) 1,4-Dichlorobenzene-d4	12.106	152	370125	10.000	ug/L	0.00
Standard Area 1 = 348137			Recovery = 106.32%			
System Monitoring Compounds						
36) Dibromofluoromethane	5.068	113	211239	9.369	ug/L	0.00
Spiked Amount 10.000	Range 70 - 130		Recovery = 93.69%			
43) 1,2-Dichloroethane-d4	5.586	65	203945	8.966	ug/L	0.00
Spiked Amount 10.000	Range 70 - 130		Recovery = 89.66%			
60) Toluene-d8	7.533	98	820900	10.147	ug/L	0.00
Spiked Amount 10.000	Range 70 - 130		Recovery = 101.47%			
83) 4-Bromofluorobenzene	10.881	95	299298	9.782	ug/L	0.00
Spiked Amount 10.000	Range 70 - 130		Recovery = 97.82%			
Target Compounds						Qvalue
2) Dichlorodifluoromethane	1.576	85	1491364	69.021	ug/L	98
3) Chloromethane	1.762	50	2256445	65.878	ug/L	98
4) Vinyl chloride	1.840	62	1855062	68.846	ug/L	94
5) Bromomethane	2.134	94	915871	77.179	ug/L	99
6) Chloroethane	2.251	64	1002922	64.105	ug/L	94
7) Trichlorofluoromethane	2.378	101	1901757	68.592	ug/L	100
8) Ethyl ether	2.662	74	521199	75.103	ug/L #	55
10) 1,1-Dichloroethene	2.848	96	1283235	67.687	ug/L	96
11) Carbon disulfide	2.877	76	3586181	69.468	ug/L	99
12) Freon-113	2.887	101	1315112	71.152	ug/L	83
13) Iodomethane	2.994	142	2546005	72.468	ug/L	86
14) Acrolein	3.180	56	76690	80.875	ug/L	98
15) Methylene chloride	3.405	84	1373134	68.789	ug/L #	66
17) Acetone	3.444	43	182854	99.860	ug/L	98
18) trans-1,2-Dichloroethene	3.542	96	1440257	68.942	ug/L	92
19) Methyl acetate	3.552	43	553964	83.886	ug/L #	80
20) Methyl tert-butyl ether	3.630	73	2342228	83.544	ug/L #	83
21) tert-Butyl alcohol	3.728	59	186034	413.306	ug/L	93
22) Diisopropyl ether	3.973	45	4858523	81.141	ug/L #	87
23) 1,1-Dichloroethane	4.119	63	2829694	68.363	ug/L	95
24) Halothane	4.168	117	1207029	72.057	ug/L	99

Data Path : I:\VOLATILES\VOA105\2022\220126ICAL\
Data File : V05220126A12.d
Acq On : 26 Jan 2022 12:50 pm
Operator : VOA105:NLK
Sample : I8260STD80PPB
Misc : WG1598546
ALS Vial : 12 Sample Multiplier: 1

Quant Time: Jan 26 13:28:04 2022
Quant Method : I:\VOLATILES\VOA105\2022\220126ICAL\V105_220126A_8260.m
Quant Title : VOLATILES BY GC/MS
QLast Update : Wed Jan 26 13:14:58 2022
Response via : Initial Calibration

CCAL FILE(s) : 1 - I:\VOLATILES\VOA105\2022\220126ICAL\V05220126A10.d
Sub List : 8260-Curve - Megamix plus Diox

Compound	R.T.	QIon	Response	Conc	Units		Dev(Min)
25) Acrylonitrile	4.178	53	335613	84.447	ug/L	#	85
26) Ethyl tert-butyl ether	4.315	59	3661577	86.463	ug/L		85
27) Vinyl acetate	4.344	43	2302801	88.269	ug/L	#	93
28) cis-1,2-Dichloroethene	4.628	96	1601131	69.581	ug/L		93
29) 2,2-Dichloropropane	4.726	77	1897513	73.676	ug/L		83
30) Bromochloromethane	4.824	128	749326	71.864	ug/L	#	82
31) Cyclohexane	4.804	56	3192265	72.770	ug/L		66
32) Chloroform	4.892	83	2367673	70.924	ug/L		96
33) Ethyl acetate	4.990	43	796986	89.251	ug/L	#	91
34) Carbon tetrachloride	5.009	117	2072450	75.786	ug/L		98
35) Tetrahydrofuran	5.039	42	268828	76.013	ug/L	#	73
37) 1,1,1-Trichloroethane	5.078	97	2229644	73.235	ug/L		96
39) 2-Butanone	5.176	43	336280	81.519	ug/L	#	66
40) 1,1-Dichloropropene	5.195	75	1918144	76.105	ug/L		93
41) Benzene	5.440	78	5585358	74.362	ug/L	#	91
42) tert-Amyl methyl ether	5.538	73	2379388	87.808	ug/L		93
44) 1,2-Dichloroethane	5.655	62	1682478	74.045	ug/L		96
47) Methyl cyclohexane	6.007	83	2627545	79.324	ug/L	#	66
48) Trichloroethene	6.036	95	1545371	76.488	ug/L		90
50) Dibromomethane	6.476	93	691105	77.197	ug/L	#	85
51) 1,2-Dichloropropane	6.574	63	1602826	76.594	ug/L	#	84
53) 2-Chloroethyl vinyl ether	7.269	63	648625	86.282	ug/L		94
54) Bromodichloromethane	6.653	83	1772098	77.254	ug/L		98
57) 1,4-Dioxane	6.858	88	54773	786.458	ug/L	#	77
58) cis-1,3-Dichloropropene	7.337	75	2074008	85.649	ug/L	#	90
61) Toluene	7.591	92	3626330	74.908	ug/L		99
62) 4-Methyl-2-pentanone	8.032	58	279931	85.461	ug/L	#	93
63) Tetrachloroethene	8.032	166	1838634	76.694	ug/L		87
65) trans-1,3-Dichloropropene	8.081	75	1620947	93.884	ug/L		87
67) Ethyl methacrylate	8.257	69	1056218	80.113	ug/L		99
68) 1,1,2-Trichloroethane	8.266	83	788971	81.834	ug/L		98
69) Chlorodibromomethane	8.472	129	1384082	86.000	ug/L		97
70) 1,3-Dichloropropane	8.589	76	1806182	82.675	ug/L		99
71) 1,2-Dibromoethane	8.746	107	1093716	83.395	ug/L		100
72) 2-Hexanone	9.030	43	474895	85.296	ug/L		99
73) Chlorobenzene	9.392	112	4133231	75.144	ug/L		86
74) Ethylbenzene	9.422	91	6987956	73.316	ug/L		92
75) 1,1,1,2-Tetrachloroethane	9.471	131	1492240	84.958	ug/L		97
76) p/m Xylene	9.608	106	5617915	146.474	ug/L		79
77) o Xylene	10.156	106	5346132	145.227	ug/L		79

Data Path : I:\VOLATILES\VOA105\2022\220126ICAL\
Data File : V05220126A12.d
Acq On : 26 Jan 2022 12:50 pm
Operator : VOA105:NLK
Sample : I8260STD80PPB
Misc : WG1598546
ALS Vial : 12 Sample Multiplier: 1

Quant Time: Jan 26 13:28:04 2022
Quant Method : I:\VOLATILES\VOA105\2022\220126ICAL\V105_220126A_8260.m
Quant Title : VOLATILES BY GC/MS
QLast Update : Wed Jan 26 13:14:58 2022
Response via : Initial Calibration

CCAL FILE(s) : 1 - I:\VOLATILES\VOA105\2022\220126ICAL\V05220126A10.d
Sub List : 8260-Curve - Megamix plus Diox

Compound	R.T.	QIon	Response	Conc	Units		Dev(Min)
78) Styrene	10.225	104	8706164	148.337	ug/L	#	85
80) Bromoform	10.264	173	766416	89.333	ug/L		97
82) Isopropylbenzene	10.548	105	7310454	73.835	ug/L		94
84) Bromobenzene	10.999	156	1774592	77.718	ug/L		100
85) n-Propylbenzene	11.038	91	8299517	73.546	ug/L		92
86) 1,4-Dichlorobutane	11.067	55	1937167	79.015	ug/L	#	87
87) 1,1,2,2-Tetrachloroethane	11.146	83	963393	80.548	ug/L		99
88) 4-Ethyltoluene	11.165	105	7122993	73.153	ug/L		95
89) 2-Chlorotoluene	11.204	91	4781234M6	72.755	ug/L		
90) 1,3,5-Trimethylbenzene	11.263	105	6047170	72.990	ug/L		92
91) 1,2,3-Trichloropropane	11.273	75	769978	81.197	ug/L		96
92) trans-1,4-Dichloro-2-b...	11.332	53	345429	84.385	ug/L	#	86
93) 4-Chlorotoluene	11.391	91	4906387	72.660	ug/L	#	87
94) tert-Butylbenzene	11.606	119	5461975	74.600	ug/L		97
97) 1,2,4-Trimethylbenzene	11.684	105	5964939	73.547	ug/L		92
98) sec-Butylbenzene	11.792	105	7737117	73.946	ug/L		94
99) p-Isopropyltoluene	11.949	119	6909362	74.258	ug/L		92
100) 1,3-Dichlorobenzene	12.027	146	3488704	74.783	ug/L		96
101) 1,4-Dichlorobenzene	12.125	146	3439599	75.507	ug/L		96
102) p-Diethylbenzene	12.331	119	4179560	76.208	ug/L		95
103) n-Butylbenzene	12.390	91	5472850	76.631	ug/L	#	95
104) 1,2-Dichlorobenzene	12.547	146	3087146	76.044	ug/L		96
105) 1,2,4,5-Tetramethylben...	13.124	119	5738694	76.912	ug/L		91
106) 1,2-Dibromo-3-chloropr...	13.330	155	159495	89.244	ug/L		98
107) 1,3,5-Trichlorobenzene	13.360	180	2293182	76.672	ug/L		97
108) Hexachlorobutadiene	13.928	225	923440	82.462	ug/L		99
109) 1,2,4-Trichlorobenzene	13.957	180	1806907	80.229	ug/L		99
110) Naphthalene	14.251	128	3084311	84.178	ug/L		100
111) 1,2,3-Trichlorobenzene	14.418	180	1379952	80.980	ug/L		99

(#) = qualifier out of range (m) = manual integration (+) = signals summed

Quantitation Report (QT Reviewed)

Data Path : I:\VOLATILES\VOA105\2022\220126ICAL\
Data File : V05220126A12.d
Acq On : 26 Jan 2022 12:50 pm
Operator : VOA105:NLK
Sample : I8260STD80PPB
Misc : WG1598546
ALS Vial : 12 Sample Multiplier: 1

Quant Time: Jan 26 13:28:04 2022
Quant Method : I:\VOLATILES\VOA105\2022\220126ICAL\V105_220126A_8260.m
Quant Title : VOLATILES BY GC/MS
QLast Update : Wed Jan 26 13:14:58 2022
Response via : Initial Calibration

Sub List : 8260-Curve - Megamix plus Diox20126ICAL\V05220126A10.d•

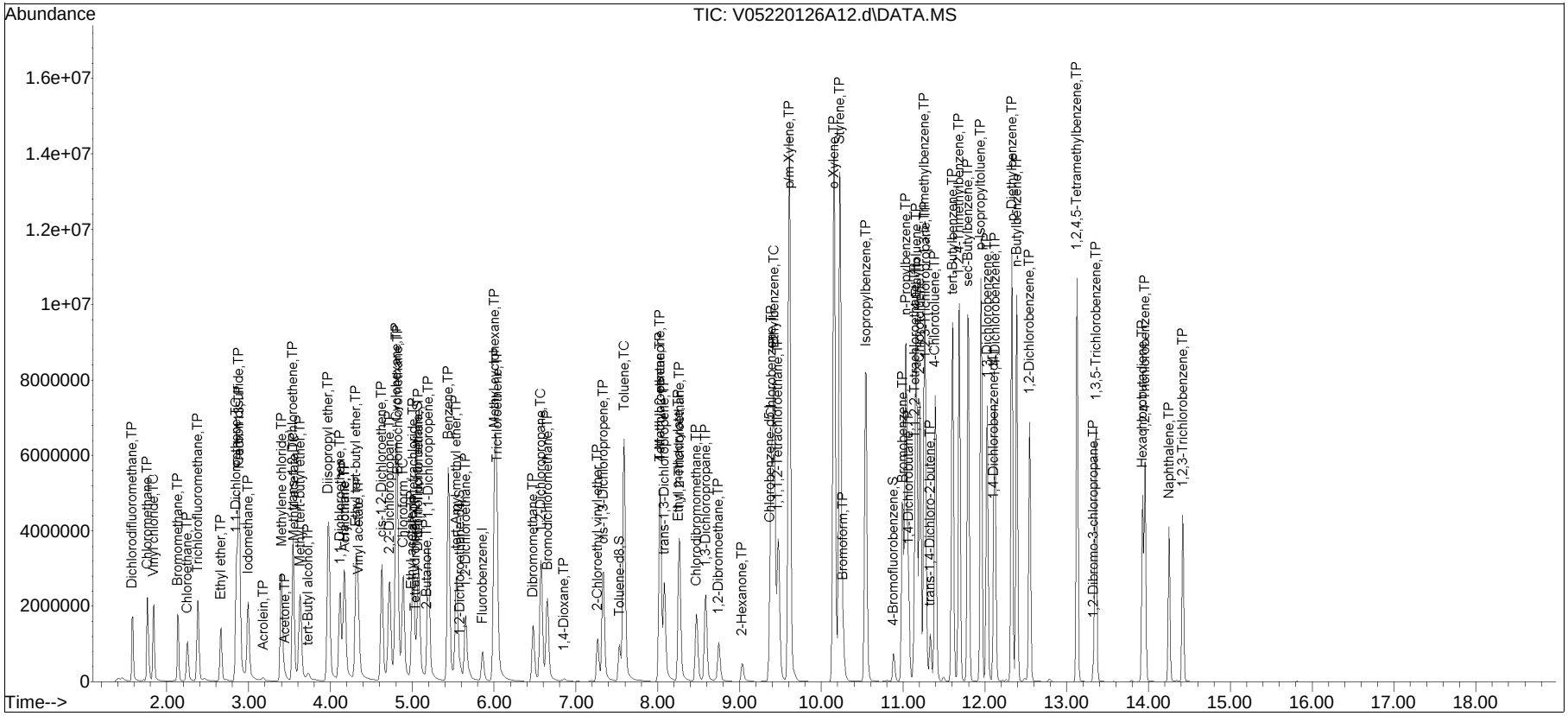

Manual Integration Report

Data Path : I:\VOLATILES\VOA105\2022\2QMethod : V105_220126A_8260.m
Data File : V05220126A12.d Operator : VOA105:NLK
Date Inj'd : 1/26/2022 12:50 pm Instrument : VOA 105
Sample : I8260STD80PPB Quant Date : 1/26/2022 1:15 pm

Compound #89: 2-Chlorotoluene

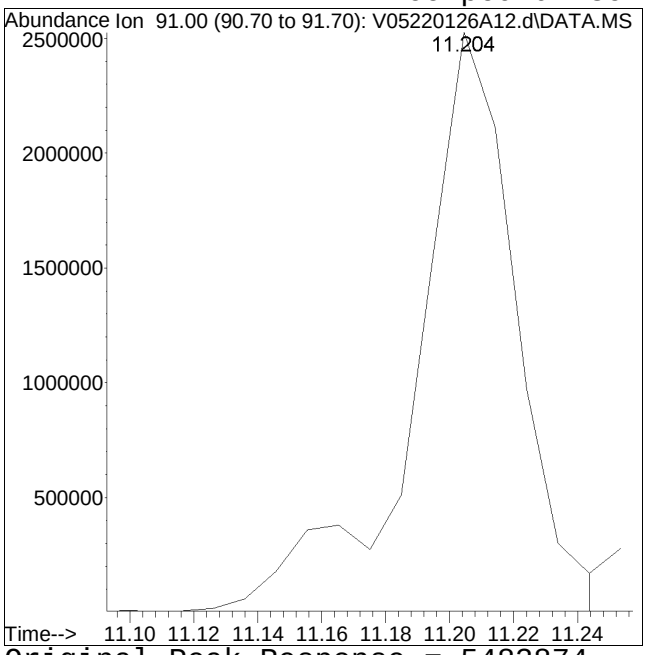

Original Peak Response = 5483874

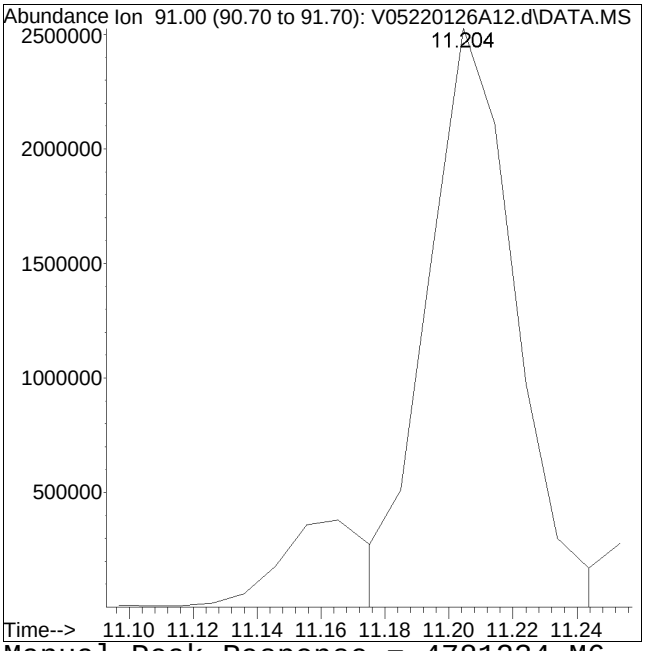

Manual Peak Response = 4781234 M6

M6 = Misassignment of peak valley by automated integration (poor split of 2 peaks).

Quantitation Report (QT Reviewed)

Data Path : I:\VOLATILES\VOA105\2022\220126ICAL\
Data File : V05220126A13.d
Acq On : 26 Jan 2022 1:13 pm
Operator : VOA105:NLK
Sample : I8260STD120PPB
Misc : WG1598546
ALS Vial : 13 Sample Multiplier: 1

Quant Time: Jan 26 13:35:01 2022
Quant Method : I:\VOLATILES\VOA105\2022\220126ICAL\V105_220126A_8260.m
Quant Title : VOLATILES BY GC/MS
QLast Update : Wed Jan 26 13:29:26 2022
Response via : Initial Calibration

CCAL FILE(s) : 1 - I:\VOLATILES\VOA105\2022\220126ICAL\V05220126A10.d
Sub List : 8260-Curve - Megamix plus Diox

Compound	R.T.	QIon	Response	Conc	Units	Dev(Min)
Internal Standards						
1) Fluorobenzene	5.860	96	873925	10.000	ug/L	0.00
Standard Area 1 = 753326			Recovery = 116.01%			
59) Chlorobenzene-d5	9.373	117	659490	10.000	ug/L	0.00
Standard Area 1 = 602513			Recovery = 109.46%			
79) 1,4-Dichlorobenzene-d4	12.106	152	372097	10.000	ug/L	0.00
Standard Area 1 = 348137			Recovery = 106.88%			
System Monitoring Compounds						
36) Dibromofluoromethane	5.068	113	216642	9.181	ug/L	0.00
Spiked Amount 10.000	Range 70 - 130		Recovery = 91.81%			
43) 1,2-Dichloroethane-d4	5.586	65	206069	9.217	ug/L	0.00
Spiked Amount 10.000	Range 70 - 130		Recovery = 92.17%			
60) Toluene-d8	7.533	98	830918	10.240	ug/L	0.00
Spiked Amount 10.000	Range 70 - 130		Recovery = 102.40%			
83) 4-Bromofluorobenzene	10.881	95	297372	9.738	ug/L	0.00
Spiked Amount 10.000	Range 70 - 130		Recovery = 97.38%			
Target Compounds						Qvalue
2) Dichlorodifluoromethane	1.586	85	2148806	115.312	ug/L	98
3) Chloromethane	1.762	50	3428111	111.305	ug/L	98
4) Vinyl chloride	1.840	62	2780335	123.912	ug/L	94
5) Bromomethane	2.134	94	1477895	133.782	ug/L	99
6) Chloroethane	2.251	64	1530383	108.294	ug/L	93
7) Trichlorofluoromethane	2.378	101	2750562	115.067	ug/L	100
8) Ethyl ether	2.662	74	782293	119.379	ug/L #	55
10) 1,1-Dichloroethene	2.848	96	1915374	117.578	ug/L	96
11) Carbon disulfide	2.887	76	5409900	116.692	ug/L	99
12) Freon-113	2.887	101	1857007	113.859	ug/L #	75
13) Iodomethane	2.995	142	3973030	126.829	ug/L	85
14) Acrolein	3.171	56	115362	121.235	ug/L	97
15) Methylene chloride	3.405	84	2135329	105.638	ug/L #	67
17) Acetone	3.444	43	267703	88.665	ug/L	93
18) trans-1,2-Dichloroethene	3.542	96	2225763	118.560	ug/L	92
19) Methyl acetate	3.552	43	819859	120.880	ug/L #	80
20) Methyl tert-butyl ether	3.630	73	3515013	129.661	ug/L #	83
21) tert-Butyl alcohol	3.728	59	255403	557.676	ug/L	93
22) Diisopropyl ether	3.973	45	7394324	125.780	ug/L #	87
23) 1,1-Dichloroethane	4.119	63	4376216	114.678	ug/L	96
24) Halothane	4.168	117	1819694	122.809	ug/L	100

Data Path : I:\VOLATILES\VOA105\2022\220126ICAL\
Data File : V05220126A13.d
Acq On : 26 Jan 2022 1:13 pm
Operator : VOA105:NLK
Sample : I8260STD120PPB
Misc : WG1598546
ALS Vial : 13 Sample Multiplier: 1

Quant Time: Jan 26 13:35:01 2022
Quant Method : I:\VOLATILES\VOA105\2022\220126ICAL\V105_220126A_8260.m
Quant Title : VOLATILES BY GC/MS
QLast Update : Wed Jan 26 13:29:26 2022
Response via : Initial Calibration

CCAL FILE(s) : 1 - I:\VOLATILES\VOA105\2022\220126ICAL\V05220126A10.d
Sub List : 8260-Curve - Megamix plus Diox

Compound	R.T.	QIon	Response	Conc	Units		Dev(Min)
25) Acrylonitrile	4.178	53	485616	132.527	ug/L	#	86
26) Ethyl tert-butyl ether	4.315	59	5528536	131.197	ug/L		86
27) Vinyl acetate	4.344	43	3465131	135.450	ug/L	#	94
28) cis-1,2-Dichloroethene	4.628	96	2516385	117.469	ug/L		94
29) 2,2-Dichloropropane	4.726	77	2855977	125.455	ug/L		85
30) Bromochloromethane	4.824	128	1165103	117.883	ug/L	#	83
31) Cyclohexane	4.804	56	4452458	116.236	ug/L		66
32) Chloroform	4.892	83	3707194	116.205	ug/L		96
33) Ethyl acetate	4.990	43	1171407	126.137	ug/L	#	91
34) Carbon tetrachloride	5.009	117	3054246	131.576	ug/L		98
35) Tetrahydrofuran	5.039	42	399667	102.280	ug/L	#	71
37) 1,1,1-Trichloroethane	5.078	97	3336586	122.567	ug/L		96
39) 2-Butanone	5.176	43	480053	120.371	ug/L	#	65
40) 1,1-Dichloropropene	5.195	75	2845447	125.599	ug/L		93
41) Benzene	5.440	78	8641419	128.389	ug/L	#	91
42) tert-Amyl methyl ether	5.538	73	3561217	129.728	ug/L		94
44) 1,2-Dichloroethane	5.655	62	2560139	115.353	ug/L		96
47) Methyl cyclohexane	6.007	83	3582074	121.255	ug/L	#	67
48) Trichloroethene	6.036	95	2352630	127.894	ug/L		89
50) Dibromomethane	6.477	93	1052401	121.451	ug/L	#	85
51) 1,2-Dichloropropane	6.574	63	2482415	128.120	ug/L	#	84
53) 2-Chloroethyl vinyl ether	7.269	63	952842	133.649	ug/L		95
54) Bromodichloromethane	6.653	83	2760233	125.905	ug/L	#	98
57) 1,4-Dioxane	6.858	88	70314	1029.276	ug/L	#	76
58) cis-1,3-Dichloropropene	7.337	75	3212947	140.081	ug/L	#	91
61) Toluene	7.592	92	5504004	124.934	ug/L		98
62) 4-Methyl-2-pentanone	8.032	58	394179	128.443	ug/L	#	93
63) Tetrachloroethene	8.032	166	2698620	127.473	ug/L		87
65) trans-1,3-Dichloropropene	8.081	75	2491219	155.291	ug/L		88
67) Ethyl methacrylate	8.257	69	1524971	127.102	ug/L		98
68) 1,1,2-Trichloroethane	8.266	83	1177229	131.125	ug/L		98
69) Chlorodibromomethane	8.472	129	2112511	139.396	ug/L		97
70) 1,3-Dichloropropane	8.589	76	2725687	129.836	ug/L		100
71) 1,2-Dibromoethane	8.746	107	1635076	131.796	ug/L		100
72) 2-Hexanone	9.030	43	662424	117.175	ug/L		99
73) Chlorobenzene	9.392	112	6324298	123.724	ug/L	#	86
74) Ethylbenzene	9.422	91	10323391	118.992	ug/L		91
75) 1,1,1,2-Tetrachloroethane	9.480	131	2319598	139.114	ug/L		98
76) p/m Xylene	9.608	106	8366941	239.946	ug/L		77
77) o Xylene	10.156	106	8066025	240.532	ug/L		76

Data Path : I:\VOLATILES\VOA105\2022\220126ICAL\
Data File : V05220126A13.d
Acq On : 26 Jan 2022 1:13 pm
Operator : VOA105:NLK
Sample : I8260STD120PPB
Misc : WG1598546
ALS Vial : 13 Sample Multiplier: 1

Quant Time: Jan 26 13:35:01 2022
Quant Method : I:\VOLATILES\VOA105\2022\220126ICAL\V105_220126A_8260.m
Quant Title : VOLATILES BY GC/MS
QLast Update : Wed Jan 26 13:29:26 2022
Response via : Initial Calibration

CCAL FILE(s) : 1 - I:\VOLATILES\VOA105\2022\220126ICAL\V05220126A10.d
Sub List : 8260-Curve - Megamix plus Diox

Compound	R.T.	QIon	Response	Conc	Units		Dev(Min)
78) Styrene	10.225	104	12981403	241.031	ug/L		86
80) Bromoform	10.264	173	1141853	137.953	ug/L		96
82) Isopropylbenzene	10.548	105	10652109	120.465	ug/L		93
84) Bromobenzene	10.999	156	2728854	128.214	ug/L		99
85) n-Propylbenzene	11.038	91	11810077	117.298	ug/L	#	91
86) 1,4-Dichlorobutane	11.067	55	2823657	120.081	ug/L	#	87
87) 1,1,2,2-Tetrachloroethane	11.146	83	1389533	119.608	ug/L		99
88) 4-Ethyltoluene	11.165	105	10433388	120.496	ug/L		94
89) 2-Chlorotoluene	11.205	91	7194917M6	120.035	ug/L		
90) 1,3,5-Trimethylbenzene	11.263	105	8879271	118.615	ug/L		90
91) 1,2,3-Trichloropropane	11.283	75	1121011	118.179	ug/L		97
92) trans-1,4-Dichloro-2-b...	11.332	53	462068	117.650	ug/L	#	79
93) 4-Chlorotoluene	11.391	91	7465225	121.155	ug/L	#	86
94) tert-Butylbenzene	11.606	119	7917613	120.442	ug/L		97
97) 1,2,4-Trimethylbenzene	11.685	105	8844876	121.683	ug/L		91
98) sec-Butylbenzene	11.792	105	10865493	117.476	ug/L		93
99) p-Isopropyltoluene	11.949	119	9793987	118.424	ug/L		92
100) 1,3-Dichlorobenzene	12.027	146	5307865	124.582	ug/L		96
101) 1,4-Dichlorobenzene	12.125	146	5232358	122.088	ug/L		96
102) p-Diethylbenzene	12.331	119	5998510	121.949	ug/L		95
103) n-Butylbenzene	12.390	91	7666769	121.086	ug/L	#	95
104) 1,2-Dichlorobenzene	12.547	146	4636139	123.742	ug/L		96
105) 1,2,4,5-Tetramethylben...	13.125	119	8289011	121.968	ug/L		90
106) 1,2-Dibromo-3-chloropr...	13.330	155	228365	129.759	ug/L		98
107) 1,3,5-Trichlorobenzene	13.360	180	3340199	122.993	ug/L		96
108) Hexachlorobutadiene	13.928	225	1288516	122.826	ug/L		99
109) 1,2,4-Trichlorobenzene	13.957	180	2620447	124.846	ug/L		99
110) Naphthalene	14.251	128	4410095	122.069	ug/L		100
111) 1,2,3-Trichlorobenzene	14.418	180	1985188	121.712	ug/L		99

(#) = qualifier out of range (m) = manual integration (+) = signals summed

Quantitation Report (QT Reviewed)

Data Path : I:\VOLATILES\VOA105\2022\220126ICAL\
Data File : V05220126A13.d
Acq On : 26 Jan 2022 1:13 pm
Operator : VOA105:NLK
Sample : I8260STD120PPB
Misc : WG1598546
ALS Vial : 13 Sample Multiplier: 1

Quant Time: Jan 26 13:35:01 2022
Quant Method : I:\VOLATILES\VOA105\2022\220126ICAL\V105_220126A_8260.m
Quant Title : VOLATILES BY GC/MS
QLast Update : Wed Jan 26 13:29:26 2022
Response via : Initial Calibration

Sub List : 8260-Curve - Megamix plus Diox20126ICAL\V05220126A10.d•

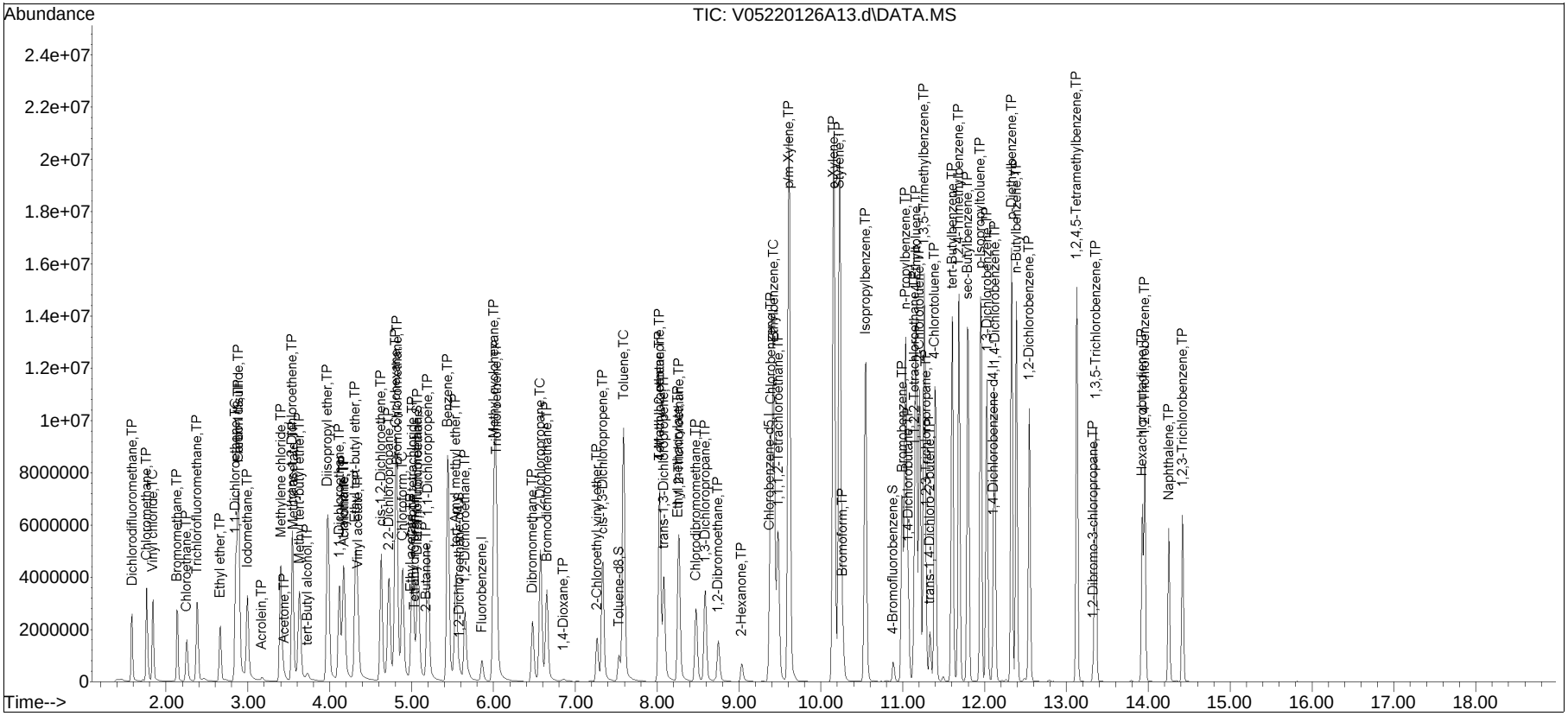

Manual Integration Report

Data Path : I:\VOLATILES\VOA105\2022\2QMethod : V105_220126A_8260.m
Data File : V05220126A13.d Operator : VOA105:NLK
Date Inj'd : 1/26/2022 1:13 pm Instrument : VOA 105
Sample : I8260STD120PPB Quant Date : 1/26/2022 1:33 pm

Compound #89: 2-Chlorotoluene

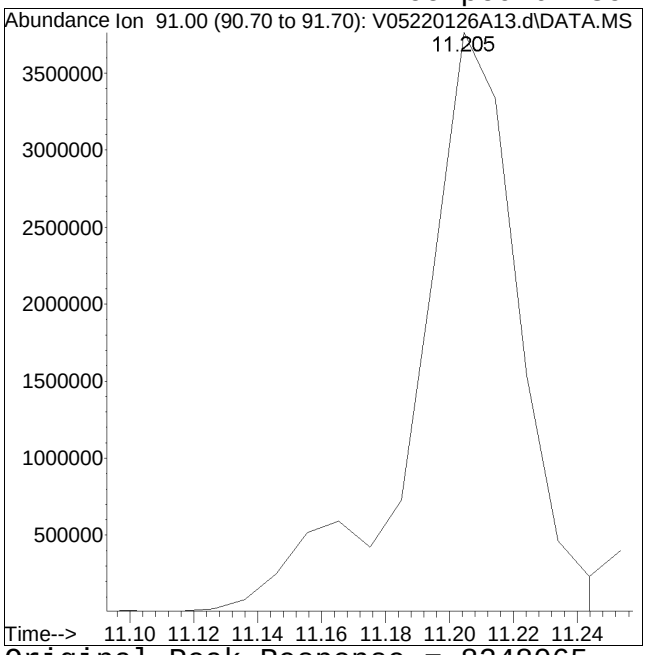

Original Peak Response = 8248065

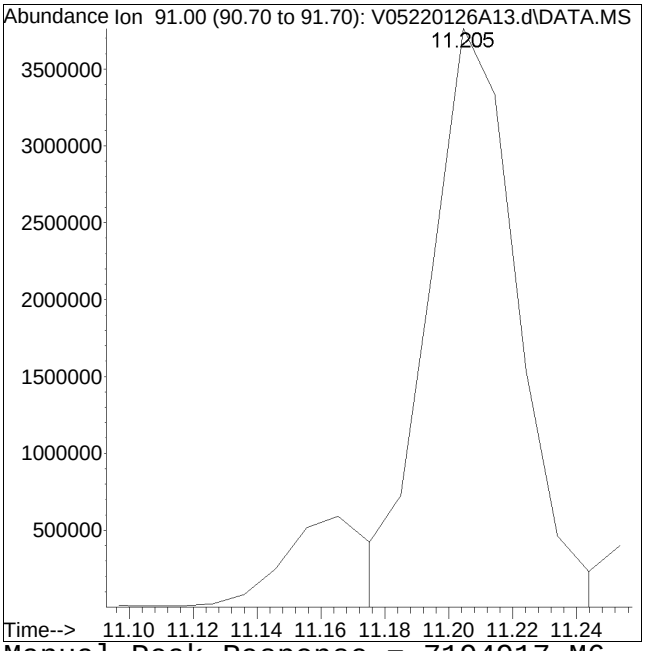

Manual Peak Response = 7194917 M6

M6 = Misassignment of peak valley by automated integration (poor split of 2 peaks).

Quantitation Report (QT Reviewed)

Data Path : I:\VOLATILES\VOA105\2022\220126ICAL\
Data File : V05220126A14.d
Acq On : 26 Jan 2022 1:36 pm
Operator : VOA105:NLK
Sample : I8260STD200PPB
Misc : WG1598546
ALS Vial : 14 Sample Multiplier: 1

Quant Time: Jan 26 21:18:41 2022
Quant Method : I:\VOLATILES\VOA105\2022\220126ICAL\V105_220126A_8260.m
Quant Title : VOLATILES BY GC/MS
QLast Update : Wed Jan 26 20:28:19 2022
Response via : Initial Calibration

CCAL FILE(s) : 1 - I:\VOLATILES\VOA105\2022\220126ICAL\V05220126A10.d
Sub List : 8260-Curve - Megamix plus Diox

Compound	R.T.	QIon	Response	Conc Units	Dev(Min)
Internal Standards					
1) Fluorobenzene	5.860	96	904832	10.000 ug/L	0.00
Standard Area 1 = 753326			Recovery = 120.11%		
59) Chlorobenzene-d5	9.373	117	696480	10.000 ug/L	0.00
Standard Area 1 = 602513			Recovery = 115.60%		
79) 1,4-Dichlorobenzene-d4	12.106	152	385556	10.000 ug/L	0.00
Standard Area 1 = 348137			Recovery = 110.75%		
System Monitoring Compounds					
36) Dibromofluoromethane	5.068	113	226511	9.454 ug/L	0.00
Spiked Amount 10.000	Range 70 - 130		Recovery = 94.54%		
43) 1,2-Dichloroethane-d4	5.587	65	222239	9.745 ug/L	0.00
Spiked Amount 10.000	Range 70 - 130		Recovery = 97.45%		
60) Toluene-d8	7.533	98	869062	10.095 ug/L	0.00
Spiked Amount 10.000	Range 70 - 130		Recovery = 100.95%		
83) 4-Bromofluorobenzene	10.881	95	313846	9.961 ug/L	0.00
Spiked Amount 10.000	Range 70 - 130		Recovery = 99.61%		
Target Compounds					Qvalue
2) Dichlorodifluoromethane	1.586	85	3907622	188.595 ug/L	98
3) Chloromethane	1.762	50	5722119	184.049 ug/L	98
4) Vinyl chloride	1.841	62	4815341	197.310 ug/L	95
5) Bromomethane	2.134	94	2492812	211.758 ug/L	99
6) Chloroethane	2.251	64	2584276	182.205 ug/L	94
7) Trichlorofluoromethane	2.378	101	5113204	Below Cal	100
8) Ethyl ether	2.662	74	1307391	193.849 ug/L #	56
10) 1,1-Dichloroethene	2.858	96	3426400	203.114 ug/L	97
11) Carbon disulfide	2.887	76	9647556	201.642 ug/L	99
12) Freon-113	2.887	101	3618683	199.089 ug/L	85
13) Iodomethane	2.995	142	6705952	204.816 ug/L	86
14) Acrolein	3.171	56	197089	199.697 ug/L	97
15) Methylene chloride	3.405	84	3558476	176.840 ug/L #	68
17) Acetone	3.445	43	449608	201.679 ug/L	93
18) trans-1,2-Dichloroethene	3.542	96	3867994	199.484 ug/L	93
19) Methyl acetate	3.552	43	1372122	195.907 ug/L #	81
20) Methyl tert-butyl ether	3.630	73	5930558	207.237 ug/L #	84
21) tert-Butyl alcohol	3.728	59	429131	926.927 ug/L	95
22) Diisopropyl ether	3.973	45	12287908	200.295 ug/L #	88
23) 1,1-Dichloroethane	4.119	63	7416877	190.599 ug/L	96
24) Halothane	4.168	117	3280575	211.047 ug/L	100

Data Path : I:\VOLATILES\VOA105\2022\220126ICAL\
Data File : V05220126A14.d
Acq On : 26 Jan 2022 1:36 pm
Operator : VOA105:NLK
Sample : I8260STD200PPB
Misc : WG1598546
ALS Vial : 14 Sample Multiplier: 1

Quant Time: Jan 26 21:18:41 2022
Quant Method : I:\VOLATILES\VOA105\2022\220126ICAL\V105_220126A_8260.m
Quant Title : VOLATILES BY GC/MS
QLast Update : Wed Jan 26 20:28:19 2022
Response via : Initial Calibration

CCAL FILE(s) : 1 - I:\VOLATILES\VOA105\2022\220126ICAL\V05220126A10.d
Sub List : 8260-Curve - Megamix plus Diox

Compound	R.T.	QIon	Response	Conc	Units		Dev(Min)
25) Acrylonitrile	4.178	53	810628	208.523	ug/L	#	87
26) Ethyl tert-butyl ether	4.315	59	9276995	207.983	ug/L		88
27) Vinyl acetate	4.344	43	5491259	201.758	ug/L	#	93
28) cis-1,2-Dichloroethene	4.628	96	4263616	193.893	ug/L		94
29) 2,2-Dichloropropane	4.726	77	5160415	214.642	ug/L		86
30) Bromochloromethane	4.824	128	1954544	192.762	ug/L	#	84
31) Cyclohexane	4.804	56	8563741	198.808	ug/L		67
32) Chloroform	4.892	83	6291688	192.662	ug/L		96
33) Ethyl acetate	4.990	43	1938032	199.876	ug/L	#	92
34) Carbon tetrachloride	5.010	117	5692953	205.407	ug/L		97
35) Tetrahydrofuran	5.039	42	647783	168.467	ug/L	#	72
37) 1,1,1-Trichloroethane	5.078	97	6026696	211.094	ug/L		96
39) 2-Butanone	5.176	43	780289	190.624	ug/L	#	70
40) 1,1-Dichloropropene	5.195	75	5197183	216.785	ug/L		93
41) Benzene	5.440	78	14514141	205.449	ug/L	#	91
42) tert-Amyl methyl ether	5.547	73	6082105	209.471	ug/L		95
44) 1,2-Dichloroethane	5.655	62	4243669	187.771	ug/L		96
47) Methyl cyclohexane	6.007	83	7201816	212.494	ug/L	#	68
48) Trichloroethene	6.037	95	4189633	215.515	ug/L		89
50) Dibromomethane	6.477	93	1771909	197.512	ug/L	#	84
51) 1,2-Dichloropropane	6.574	63	4170589	204.761	ug/L	#	84
53) 2-Chloroethyl vinyl ether	7.269	63	1591312	209.867	ug/L		95
54) Bromodichloromethane	6.653	83	4641635	202.423	ug/L	#	97
57) 1,4-Dioxane	6.858	88	118611	1753.034	ug/L	#	78
58) cis-1,3-Dichloropropene	7.337	75	5437987	225.925	ug/L		92
61) Toluene	7.592	92	9549224	208.567	ug/L		96
62) 4-Methyl-2-pentanone	8.032	58	654034	199.536	ug/L	#	95
63) Tetrachloroethene	8.032	166	5045761	219.700	ug/L		86
65) trans-1,3-Dichloropropene	8.081	75	4245214	165.801	ug/L		90
67) Ethyl methacrylate	8.257	69	2541446	198.810	ug/L		97
68) 1,1,2-Trichloroethane	8.267	83	1979448	204.775	ug/L		98
69) Chlorodibromomethane	8.472	129	3573487	214.747	ug/L		97
70) 1,3-Dichloropropane	8.589	76	4550395	202.119	ug/L		99
71) 1,2-Dibromoethane	8.746	107	2733061	204.472	ug/L		100
72) 2-Hexanone	9.030	43	1103846	187.543	ug/L		100
73) Chlorobenzene	9.392	112	10729993	198.062	ug/L		87
74) Ethylbenzene	9.422	91	17623184	196.971	ug/L	#	88
75) 1,1,1,2-Tetrachloroethane	9.481	131	4014045	218.611	ug/L		98
76) p/m Xylene	9.618	106	14424605	406.675	ug/L	#	61
77) o Xylene	10.156	106	13631957	397.429	ug/L	#	61

Quantitation Report (QT Reviewed)

Data Path : I:\VOLATILES\VOA105\2022\220126ICAL\
Data File : V05220126A14.d
Acq On : 26 Jan 2022 1:36 pm
Operator : VOA105:NLK
Sample : I8260STD200PPB
Misc : WG1598546
ALS Vial : 14 Sample Multiplier: 1

Quant Time: Jan 26 21:18:41 2022
Quant Method : I:\VOLATILES\VOA105\2022\220126ICAL\V105_220126A_8260.m
Quant Title : VOLATILES BY GC/MS
QLast Update : Wed Jan 26 20:28:19 2022
Response via : Initial Calibration

CCAL FILE(s) : 1 - I:\VOLATILES\VOA105\2022\220126ICAL\V05220126A10.d
Sub List : 8260-Curve - Megamix plus Diox

	Compound	R.T.	QIon	Response	Conc	Units		Dev(Min)
78)	Styrene	10.235	104	20051293	368.828	ug/L		91
80)	Bromoform	10.264	173	1960497	219.418	ug/L		97
82)	Isopropylbenzene	10.548	105	18168810	198.430	ug/L		89
84)	Bromobenzene	10.999	156	4624716	206.258	ug/L		100
85)	n-Propylbenzene	11.038	91	18919729	184.401	ug/L	#	83
86)	1,4-Dichlorobutane	11.068	55	4663061	192.549	ug/L	#	87
87)	1,1,2,2-Tetrachloroethane	11.146	83	2292770	191.864	ug/L		99
88)	4-Ethyltoluene	11.165	105	17178746	192.532	ug/L		89
89)	2-Chlorotoluene	11.214	91	12359034M6	199.127	ug/L		
90)	1,3,5-Trimethylbenzene	11.263	105	14967281	194.259	ug/L		87
91)	1,2,3-Trichloropropane	11.283	75	1852574	190.464	ug/L		96
92)	trans-1,4-Dichloro-2-b...	11.332	53	802688	198.188	ug/L	#	80
93)	4-Chlorotoluene	11.401	91	12557756	196.884	ug/L	#	85
94)	tert-Butylbenzene	11.606	119	13954546	204.048	ug/L	#	96
97)	1,2,4-Trimethylbenzene	11.685	105	14554844	193.794	ug/L		87
98)	sec-Butylbenzene	11.792	105	17422515	184.751	ug/L		85
99)	p-Isopropyltoluene	11.959	119	16118976	190.071	ug/L		91
100)	1,3-Dichlorobenzene	12.028	146	8930715	200.872	ug/L		96
101)	1,4-Dichlorobenzene	12.125	146	8686846	195.744	ug/L		96
102)	p-Diethylbenzene	12.331	119	10527388	205.115	ug/L		96
103)	n-Butylbenzene	12.390	91	13373943	203.029	ug/L	#	92
104)	1,2-Dichlorobenzene	12.547	146	7693664	197.558	ug/L		97
105)	1,2,4,5-Tetramethylben...	13.134	119	13563728	193.182	ug/L		88
106)	1,2-Dibromo-3-chloropr...	13.330	155	374893	202.423	ug/L		97
107)	1,3,5-Trichlorobenzene	13.360	180	5803295	204.590	ug/L		96
108)	Hexachlorobutadiene	13.928	225	2455922	221.095	ug/L		99
109)	1,2,4-Trichlorobenzene	13.957	180	4415710	201.435	ug/L		99
110)	Naphthalene	14.251	128	7176744	192.378	ug/L		100
111)	1,2,3-Trichlorobenzene	14.418	180	3302152	195.634	ug/L		99

(#) = qualifier out of range (m) = manual integration (+) = signals summed

Quantitation Report (QT Reviewed)

Data Path : I:\VOLATILES\VOA105\2022\220126ICAL\
Data File : V05220126A14.d
Acq On : 26 Jan 2022 1:36 pm
Operator : VOA105:NLK
Sample : I8260STD200PPB
Misc : WG1598546
ALS Vial : 14 Sample Multiplier: 1

Quant Time: Jan 26 21:18:41 2022
Quant Method : I:\VOLATILES\VOA105\2022\220126ICAL\V105_220126A_8260.m
Quant Title : VOLATILES BY GC/MS
QLast Update : Wed Jan 26 20:28:19 2022
Response via : Initial Calibration

Sub List : 8260-Curve - Megamix plus Diox20126ICAL\V05220126A10.d•

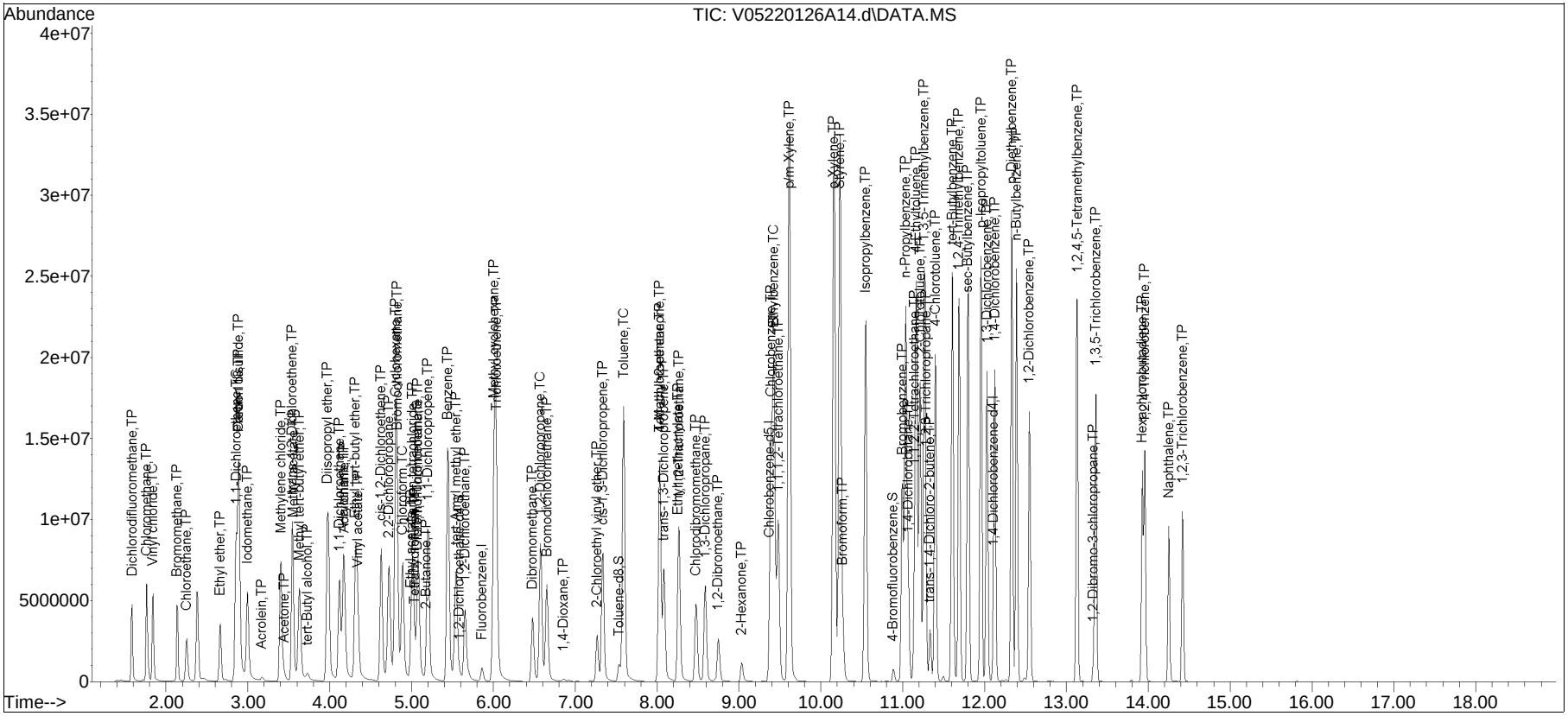

Manual Integration Report

Data Path : I:\VOLATILES\VOA105\2022\2QMethod : V105_220126A_8260.m
Data File : V05220126A14.d Operator : VOA105:NLK
Date Inj'd : 1/26/2022 1:36 pm Instrument : VOA 105
Sample : I8260STD200PPB Quant Date : 1/26/2022 9:17 pm

Compound #89: 2-Chlorotoluene

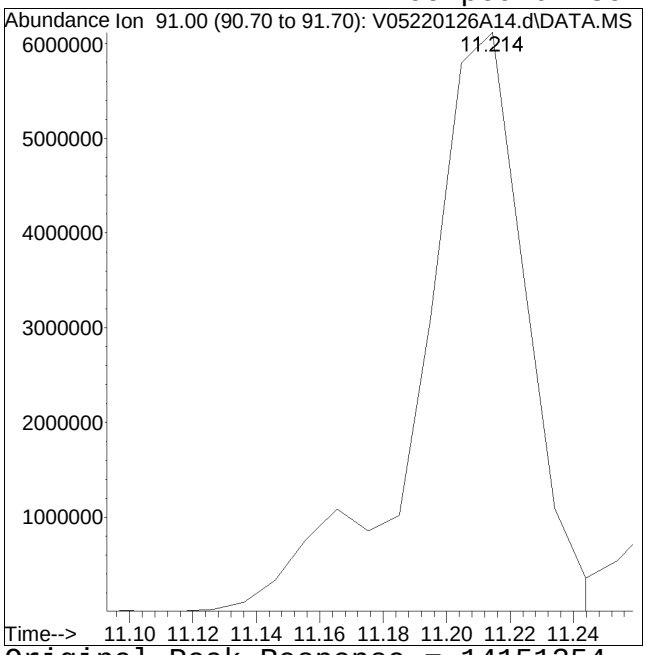

Original Peak Response = 14151354

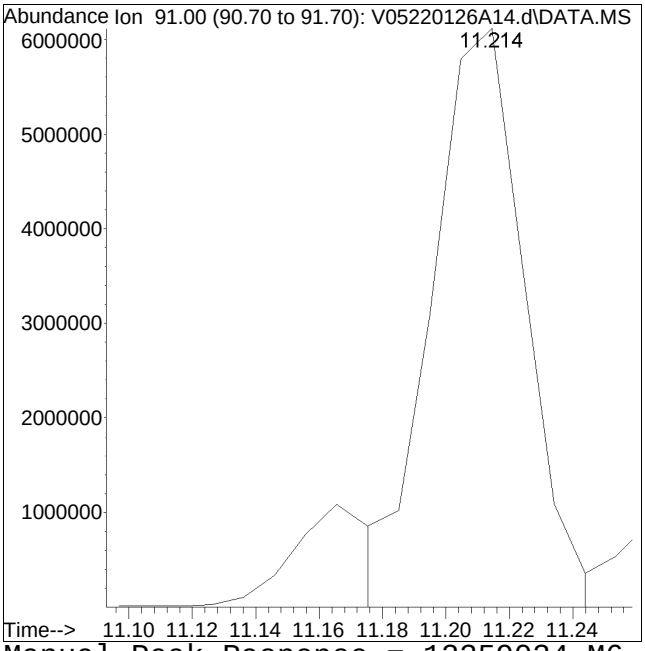

Manual Peak Response = 12359034 M6

M6 = Misassignment of peak valley by automated integration (poor split of 2 peaks).

Evaluate Continuing Calibration Report

Data Path : I:\VOLATILES\VOA105\2022\220126ICAL\
Data File : V05220126A19.d
Acq On : 26 Jan 2022 3:30 pm
Operator : VOA105:KJD
Sample : C8260STD10PPB
Misc : WG1598546
ALS Vial : 19 Sample Multiplier: 1

Quant Time: Jan 26 21:21:10 2022
Quant Method : I:\VOLATILES\VOA105\2022\220126ICAL\V105_220126A_8260.m
Quant Title : VOLATILES BY GC/MS
QLast Update : Wed Jan 26 21:21:04 2022
Response via : Initial Calibration

Min. RRF : 0.000 Min. Rel. Area : 50% Max. R.T. Dev 0.50min
Max. RRF Dev : 20% Max. Rel. Area : 200%

		Compound	AvgRF	CCRF	%Dev	Area%	Dev(min)
1	I	Fluorobenzene	1.000	1.000	0.0	103	0.00
2	TP	Dichlorodifluoromethane	0.229	0.189	17.5	76	0.00
3	TP	Chloromethane	0.344	0.339	1.5	86	0.00
4	TC	Vinyl chloride	* 10.000	10.280	-2.8	89	0.00
5	TP	Bromomethane	0.130	0.147	-13.1	108	-0.01
6	TP	Chloroethane	0.157	0.159	-1.3	89	0.00
7	TP	Trichlorofluoromethane	* 10.000	9.803	2.0	95	0.00
8	TP	Ethyl ether	0.075	0.072	4.0	91	0.00
10	TC	1,1-Dichloroethene	* 10.000	10.042	-0.4	89	0.00
11	TP	Carbon disulfide	0.529	0.551	-4.2	93	0.00
12	TP	Freon-113	0.201	0.202	-0.5	95	0.00
13	TP	Iodomethane	0.363	0.373	-2.8	93	0.00
14	TP	Acrolein	0.011	0.016	-45.5#	145	0.00
15	TP	Methylene chloride	0.222	0.214	3.6	94	0.00
17	TP	Acetone	0.025	0.028	-12.0	135	0.00
18	TP	trans-1,2-Dichloroethene	0.214	0.219	-2.3	91	0.00
19	TP	Methyl acetate	0.077	0.064	16.9	85	0.00
20	TP	Methyl tert-butyl ether	0.316	0.279	11.7	87	0.00
21	TP	tert-Butyl alcohol	0.00512	0.00458#	10.5	89	0.00
22	TP	Diisopropyl ether	0.678	0.608	10.3	89	0.00
23	TP	1,1-Dichloroethane	0.430	0.429	0.2	90	0.00
24	TP	Halothane	0.172	0.175	-1.7	91	0.00
25	TP	Acrylonitrile	0.043	0.042	2.3	92	0.00
26	TP	Ethyl tert-butyl ether	0.493	0.441	10.5	91	0.00
27	TP	Vinyl acetate	0.301	0.265	12.0	88	0.00
28	TP	cis-1,2-Dichloroethene	0.243	0.238	2.1	90	0.00
29	TP	2,2-Dichloropropane	0.266	0.253	4.9	86	0.00
30	TP	Bromochloromethane	0.112	0.110	1.8	92	0.00
31	TP	Cyclohexane	0.476	0.435	8.6	87	0.00
32	TC	Chloroform	0.361	0.360	0.3	94	0.00
33	TP	Ethyl acetate	0.107	0.095	11.2	92	0.00
34	TP	Carbon tetrachloride	* 10.000	9.554	4.5	92	0.00
35	TP	Tetrahydrofuran	0.042	0.040	4.8	100	0.00
36	S	Dibromofluoromethane	0.265	0.266	-0.4	103	0.00
37	TP	1,1,1-Trichloroethane	0.316	0.334	-5.7	96	0.00
39	TP	2-Butanone	0.045	0.038	15.6	81	0.01
40	TP	1,1-Dichloropropene	0.265	0.265	0.0	92	0.00
41	TP	Benzene	0.781	0.783	-0.3	91	0.00
42	TP	tert-Amyl methyl ether	0.321	0.277	13.7	89	0.00

Data Path : I:\VOLATILES\VOA105\2022\220126ICAL\
Data File : V05220126A19.d
Acq On : 26 Jan 2022 3:30 pm
Operator : VOA105:KJD
Sample : C8260STD10PPB
Misc : WG1598546
ALS Vial : 19 Sample Multiplier: 1

Quant Time: Jan 26 21:21:10 2022
Quant Method : I:\VOLATILES\VOA105\2022\220126ICAL\V105_220126A_8260.m
Quant Title : VOLATILES BY GC/MS
QLast Update : Wed Jan 26 21:21:04 2022
Response via : Initial Calibration

Min. RRF : 0.000 Min. Rel. Area : 50% Max. R.T. Dev 0.50min
Max. RRF Dev : 20% Max. Rel. Area : 200%

		Compound	AvgRF	CCRF	%Dev	Area%	Dev(min)
43	S	1,2-Dichloroethane-d4	0.252	0.266	-5.6	102	0.00
44	TP	1,2-Dichloroethane	0.250	0.243	2.8	93	0.00
47	TP	Methyl cyclohexane	0.375	0.337	10.1	89	0.00
48	TP	Trichloroethene	0.215	0.218	-1.4	94	0.00
50	TP	Dibromomethane	0.099	0.097	2.0	95	0.00
51	TC	1,2-Dichloropropane	0.225	0.222	1.3	93	0.00
53	TP	2-Chloroethyl vinyl ether	0.084	0.083	1.2	96	0.00
54	TP	Bromodichloromethane	0.253	0.240#	5.1	91	0.00
57	TP	1,4-Dioxane	0.00075	0.00060#	20.0#	75	0.00
58	TP	cis-1,3-Dichloropropene	0.266	0.258#	3.0	93	0.00
59	I	Chlorobenzene-d5	1.000	1.000	0.0	104	0.00
60	S	Toluene-d8	1.236	1.245	-0.7	104	0.00
61	TC	Toluene	0.657	0.654	0.5	91	0.00
62	TP	4-Methyl-2-pentanone	0.047	0.043	8.5	89	0.00
63	TP	Tetrachloroethene	0.330	0.336	-1.8	95	0.00
65	TP	trans-1,3-Dichloropropene	* 10.000	8.687	13.1	90	0.00
67	TP	Ethyl methacrylate	0.184	0.174	5.4	89	0.00
68	TP	1,1,2-Trichloroethane	0.139	0.135#	2.9	94	0.00
69	TP	Chlorodibromomethane	0.239	0.224	6.3	94	0.00
70	TP	1,3-Dichloropropane	0.323	0.306	5.3	95	0.00
71	TP	1,2-Dibromoethane	0.192	0.184#	4.2	95	0.00
72	TP	2-Hexanone	0.085	0.071	16.5	86	0.00
73	TP	Chlorobenzene	0.778	0.782	-0.5	96	0.00
74	TC	Ethylbenzene	1.285	1.303	-1.4	92	0.00
75	TP	1,1,1,2-Tetrachloroethane	0.264	0.245	7.2	95	0.00
76	TP	p/m Xylene	0.509	0.534	-4.9	94	0.00
77	TP	o Xylene	0.492	0.525	-6.7	96	0.00
78	TP	Styrene	0.781	0.830	-6.3	96	0.00
79	I	1,4-Dichlorobenzene-d4	1.000	1.000	0.0	105	0.00
80	TP	Bromoform	0.232	0.210	9.5	95	0.00
82	TP	Isopropylbenzene	2.375	2.417	-1.8	94	0.00
83	S	4-Bromofluorobenzene	0.817	0.814	0.4	103	0.00
84	TP	Bromobenzene	0.582	0.584	-0.3	99	0.00
85	TP	n-Propylbenzene	2.661	2.772	-4.2	95	0.00
86	TP	1,4-Dichlorobutane	0.628	0.588	6.4	93	0.00
87	TP	1,1,2,2-Tetrachloroethane	0.310	0.291	6.1	94	0.00
88	TP	4-Ethyltoluene	2.314	2.409	-4.1	96	0.00

Evaluate Continuing Calibration Report

Data Path : I:\VOLATILES\VOA105\2022\220126ICAL\
Data File : V05220126A19.d
Acq On : 26 Jan 2022 3:30 pm
Operator : VOA105:KJD
Sample : C8260STD10PPB
Misc : WG1598546
ALS Vial : 19 Sample Multiplier: 1

Quant Time: Jan 26 21:21:10 2022
Quant Method : I:\VOLATILES\VOA105\2022\220126ICAL\V105_220126A_8260.m
Quant Title : VOLATILES BY GC/MS
QLast Update : Wed Jan 26 21:21:04 2022
Response via : Initial Calibration

Min. RRF : 0.000 Min. Rel. Area : 50% Max. R.T. Dev 0.50min
Max. RRF Dev : 20% Max. Rel. Area : 200%

	Compound	AvgRF	CCRF	%Dev	Area%	Dev(min)
89 TP	2-Chlorotoluene	1.610	1.583	1.7	93	0.00
90 TP	1,3,5-Trimethylbenzene	1.998	1.966	1.6	92	0.00
91 TP	1,2,3-Trichloropropane	0.252	0.232	7.9	95	0.00
92 TP	trans-1,4-Dichloro-2-butene	0.105	0.092	12.4	87	0.00
93 TP	4-Chlorotoluene	1.654	1.651	0.2	95	0.00
94 TP	tert-Butylbenzene	1.774	1.820	-2.6	96	0.00
97 TP	1,2,4-Trimethylbenzene	1.948	2.016	-3.5	96	0.00
98 TP	sec-Butylbenzene	2.446	2.552	-4.3	94	0.00
99 TP	p-Isopropyltoluene	2.200	2.279	-3.6	95	0.00
100 TP	1,3-Dichlorobenzene	1.153	1.160	-0.6	96	0.00
101 TP	1,4-Dichlorobenzene	1.151	1.166	-1.3	99	0.00
102 TP	p-Diethylbenzene	1.331	1.269	4.7	90	0.00
103 TP	n-Butylbenzene	1.708	1.811	-6.0	98	0.00
104 TP	1,2-Dichlorobenzene	1.010	1.037	-2.7	99	0.00
105 TP	1,2,4,5-Tetramethylbenzene	1.821	1.820	0.1	94	0.00
106 TP	1,2-Dibromo-3-chloropropane	0.048	0.046	4.2	100	0.00
107 TP	1,3,5-Trichlorobenzene	0.736	0.744	-1.1	96	0.00
108 TP	Hexachlorobutadiene	0.288	0.293	-1.7	101	0.00
109 TP	1,2,4-Trichlorobenzene	0.569	0.584	-2.6	100	0.00
110 TP	Naphthalene	0.968	1.009	-4.2	107	0.00
111 TP	1,2,3-Trichlorobenzene	0.438	0.461	-5.3	105	0.00

* Evaluation of CC level amount vs concentration.
(#) = Out of Range SPCC's out = 6 CCC's out = 0

Quantitation Report (QT Reviewed)

Data Path : I:\VOLATILES\VOA105\2022\220126ICAL\
Data File : V05220126A19.d
Acq On : 26 Jan 2022 3:30 pm
Operator : VOA105:KJD
Sample : C8260STD10PPB
Misc : WG1598546
ALS Vial : 19 Sample Multiplier: 1

Quant Time: Jan 26 21:21:10 2022
Quant Method : I:\VOLATILES\VOA105\2022\220126ICAL\V105_220126A_8260.m
Quant Title : VOLATILES BY GC/MS
QLast Update : Wed Jan 26 21:21:04 2022
Response via : Initial Calibration

CCAL FILE(s) : 1 - I:\VOLATILES\VOA105\2022\220126ICAL\V05220126A10.d
Sub List : 8260-Curve - Megamix plus Diox

Compound	R.T.	QIon	Response	Conc	Units	Dev(Min)
Internal Standards						
1) Fluorobenzene	5.860	96	772506	10.000	ug/L	0.00
Standard Area 1 = 753326			Recovery = 102.55%			
59) Chlorobenzene-d5	9.373	117	628754	10.000	ug/L	0.00
Standard Area 1 = 602513			Recovery = 104.36%			
79) 1,4-Dichlorobenzene-d4	12.106	152	363997	10.000	ug/L	0.00
Standard Area 1 = 348137			Recovery = 104.56%			
System Monitoring Compounds						
36) Dibromofluoromethane	5.068	113	205786	10.061	ug/L	0.00
Spiked Amount 10.000	Range 70 - 130		Recovery = 100.61%			
43) 1,2-Dichloroethane-d4	5.586	65	205502	10.554	ug/L	0.00
Spiked Amount 10.000	Range 70 - 130		Recovery = 105.54%			
60) Toluene-d8	7.533	98	782556	10.069	ug/L	0.00
Spiked Amount 10.000	Range 70 - 130		Recovery = 100.69%			
83) 4-Bromofluorobenzene	10.881	95	296248	9.960	ug/L	0.00
Spiked Amount 10.000	Range 70 - 130		Recovery = 99.60%			
Target Compounds						Qvalue
2) Dichlorodifluoromethane	1.586	85	145695	8.236	ug/L	97
3) Chloromethane	1.762	50	262030	9.872	ug/L	98
4) Vinyl chloride	1.840	62	213397	10.280	ug/L	95
5) Bromomethane	2.134	94	113900	11.333	ug/L	100
6) Chloroethane	2.251	64	123205	10.175	ug/L	93
7) Trichlorofluoromethane	2.378	101	233460	9.803	ug/L	99
8) Ethyl ether	2.662	74	55636	9.662	ug/L #	50
10) 1,1-Dichloroethene	2.858	96	149522	10.042	ug/L	96
11) Carbon disulfide	2.877	76	425613	10.419	ug/L	99
12) Freon-113	2.887	101	155818	10.041	ug/L	82
13) Iodomethane	2.995	142	288212	10.275	ug/L	85
14) Acrolein	3.180	56	12136	14.403	ug/L	92
15) Methylene chloride	3.405	84	165557	9.637	ug/L #	67
17) Acetone	3.454	43	21841	11.475	ug/L	100
18) trans-1,2-Dichloroethene	3.542	96	168937	10.205	ug/L	93
19) Methyl acetate	3.562	43	49760	8.322	ug/L #	89
20) Methyl tert-butyl ether	3.630	73	215435	8.818	ug/L #	80
21) tert-Butyl alcohol	3.738	59	17686	44.746	ug/L #	70
22) Diisopropyl ether	3.973	45	469584	8.963	ug/L #	88
23) 1,1-Dichloroethane	4.119	63	331386	9.975	ug/L	95
24) Halothane	4.168	117	135190	10.187	ug/L	99

Data Path : I:\VOLATILES\VOA105\2022\220126ICAL\
Data File : V05220126A19.d
Acq On : 26 Jan 2022 3:30 pm
Operator : VOA105:KJD
Sample : C8260STD10PPB
Misc : WG1598546
ALS Vial : 19 Sample Multiplier: 1

Quant Time: Jan 26 21:21:10 2022
Quant Method : I:\VOLATILES\VOA105\2022\220126ICAL\V105_220126A_8260.m
Quant Title : VOLATILES BY GC/MS
QLast Update : Wed Jan 26 21:21:04 2022
Response via : Initial Calibration

CCAL FILE(s) : 1 - I:\VOLATILES\VOA105\2022\220126ICAL\V05220126A10.d
Sub List : 8260-Curve - Megamix plus Diox

Compound	R.T.	QIon	Response	Conc	Units		Dev(Min)
25) Acrylonitrile	4.188	53	32198	9.701	ug/L	#	87
26) Ethyl tert-butyl ether	4.315	59	340689	8.946	ug/L		88
27) Vinyl acetate	4.354	43	204362	8.795	ug/L	#	93
28) cis-1,2-Dichloroethene	4.628	96	183551	9.777	ug/L		95
29) 2,2-Dichloropropane	4.726	77	195289	9.514	ug/L	#	79
30) Bromochloromethane	4.824	128	85150	9.834	ug/L	#	86
31) Cyclohexane	4.804	56	335982	9.136	ug/L	#	65
32) Chloroform	4.892	83	278051	9.973	ug/L		96
33) Ethyl acetate	5.000	43	73061	8.826	ug/L		94
34) Carbon tetrachloride	5.009	117	223725	9.554	ug/L		97
35) Tetrahydrofuran	5.039	42	31199	9.504	ug/L	#	68
37) 1,1,1-Trichloroethane	5.078	97	257871	10.580	ug/L		96
39) 2-Butanone	5.195	43	29691	8.496	ug/L	#	69
40) 1,1-Dichloropropene	5.195	75	204493	9.991	ug/L		94
41) Benzene	5.440	78	604773	10.026	ug/L	#	92
42) tert-Amyl methyl ether	5.547	73	213702	8.621	ug/L		89
44) 1,2-Dichloroethane	5.655	62	187707	9.728	ug/L		97
47) Methyl cyclohexane	6.007	83	259987	8.985	ug/L	#	66
48) Trichloroethene	6.036	95	168330	10.142	ug/L	#	87
50) Dibromomethane	6.476	93	75096	9.805	ug/L	#	82
51) 1,2-Dichloropropane	6.574	63	171861	9.883	ug/L	#	85
53) 2-Chloroethyl vinyl ether	7.269	63	64064	9.895	ug/L		91
54) Bromodichloromethane	6.653	83	185718	9.486	ug/L		96
57) 1,4-Dioxane	6.868	88	23094	399.789	ug/L	#	73
58) cis-1,3-Dichloropropene	7.337	75	199054	9.686	ug/L	#	90
61) Toluene	7.591	92	411298	9.951	ug/L		99
62) 4-Methyl-2-pentanone	8.032	58	27142	9.173	ug/L	#	90
63) Tetrachloroethene	8.032	166	211045	10.179	ug/L		86
65) trans-1,3-Dichloropropene	8.090	75	144489	8.687	ug/L		86
67) Ethyl methacrylate	8.266	69	109223	9.465	ug/L		98
68) 1,1,2-Trichloroethane	8.266	83	84626	9.698	ug/L		98
69) Chlorodibromomethane	8.482	129	140994	9.386	ug/L		97
70) 1,3-Dichloropropane	8.589	76	192295	9.461	ug/L		100
71) 1,2-Dibromoethane	8.755	107	115968	9.611	ug/L		99
72) 2-Hexanone	9.040	43	44441	8.364	ug/L		99
73) Chlorobenzene	9.392	112	491374	10.047	ug/L	#	86
74) Ethylbenzene	9.422	91	818981	10.140	ug/L		93
75) 1,1,1,2-Tetrachloroethane	9.471	131	154320	9.310	ug/L		96
76) p/m Xylene	9.608	106	671087	20.958	ug/L		80
77) o Xylene	10.156	106	659636	21.303	ug/L		80

Data Path : I:\VOLATILES\VOA105\2022\220126ICAL\
Data File : V05220126A19.d
Acq On : 26 Jan 2022 3:30 pm
Operator : VOA105:KJD
Sample : C8260STD10PPB
Misc : WG1598546
ALS Vial : 19 Sample Multiplier: 1

Quant Time: Jan 26 21:21:10 2022
Quant Method : I:\VOLATILES\VOA105\2022\220126ICAL\V105_220126A_8260.m
Quant Title : VOLATILES BY GC/MS
QLast Update : Wed Jan 26 21:21:04 2022
Response via : Initial Calibration

CCAL FILE(s) : 1 - I:\VOLATILES\VOA105\2022\220126ICAL\V05220126A10.d
Sub List : 8260-Curve - Megamix plus Diox

Compound	R.T.	QIon	Response	Conc	Units		Dev(Min)
78) Styrene	10.225	104	1043413	21.260	ug/L	#	85
80) Bromoform	10.264	173	76368	9.053	ug/L		97
82) Isopropylbenzene	10.548	105	879612	10.176	ug/L		95
84) Bromobenzene	10.999	156	212561	10.042	ug/L		99
85) n-Propylbenzene	11.038	91	1008894	10.416	ug/L		93
86) 1,4-Dichlorobutane	11.067	55	213852	9.353	ug/L	#	87
87) 1,1,2,2-Tetrachloroethane	11.146	83	106092	9.404	ug/L		98
88) 4-Ethyltoluene	11.165	105	876928	10.410	ug/L		96
89) 2-Chlorotoluene	11.204	91	576274M6	9.835	ug/L		
90) 1,3,5-Trimethylbenzene	11.263	105	715698	9.839	ug/L		91
91) 1,2,3-Trichloropropane	11.283	75	84628	9.216	ug/L		94
92) trans-1,4-Dichloro-2-b...	11.332	53	33422	8.741	ug/L	#	79
93) 4-Chlorotoluene	11.391	91	600786	9.977	ug/L	#	86
94) tert-Butylbenzene	11.606	119	662390	10.259	ug/L		97
97) 1,2,4-Trimethylbenzene	11.685	105	733637	10.347	ug/L		92
98) sec-Butylbenzene	11.792	105	929086	10.436	ug/L		95
99) p-Isopropyltoluene	11.949	119	829467	10.360	ug/L		93
100) 1,3-Dichlorobenzene	12.027	146	422055	10.055	ug/L		96
101) 1,4-Dichlorobenzene	12.125	146	424337	10.128	ug/L		97
102) p-Diethylbenzene	12.331	119	461857	9.532	ug/L		95
103) n-Butylbenzene	12.390	91	659380	10.603	ug/L	#	97
104) 1,2-Dichlorobenzene	12.547	146	377400	10.265	ug/L		95
105) 1,2,4,5-Tetramethylben...	13.125	119	662531	9.995	ug/L		91
106) 1,2-Dibromo-3-chloropr...	13.330	155	16792	9.604	ug/L		97
107) 1,3,5-Trichlorobenzene	13.360	180	270681	10.108	ug/L		96
108) Hexachlorobutadiene	13.928	225	106812	10.185	ug/L		98
109) 1,2,4-Trichlorobenzene	13.957	180	212511	10.268	ug/L		98
110) Naphthalene	14.251	128	367246	10.427	ug/L		100
111) 1,2,3-Trichlorobenzene	14.418	180	167834	10.532	ug/L		99

(#) = qualifier out of range (m) = manual integration (+) = signals summed

Quantitation Report (QT Reviewed)

Data Path : I:\VOLATILES\VOA105\2022\220126ICAL\
Data File : V05220126A19.d
Acq On : 26 Jan 2022 3:30 pm
Operator : VOA105:KJD
Sample : C8260STD10PPB
Misc : WG1598546
ALS Vial : 19 Sample Multiplier: 1

Quant Time: Jan 26 21:21:10 2022
Quant Method : I:\VOLATILES\VOA105\2022\220126ICAL\V105_220126A_8260.m
Quant Title : VOLATILES BY GC/MS
QLast Update : Wed Jan 26 21:21:04 2022
Response via : Initial Calibration

Sub List : 8260-Curve - Megamix plus Diox20126ICAL\V05220126A10.d•

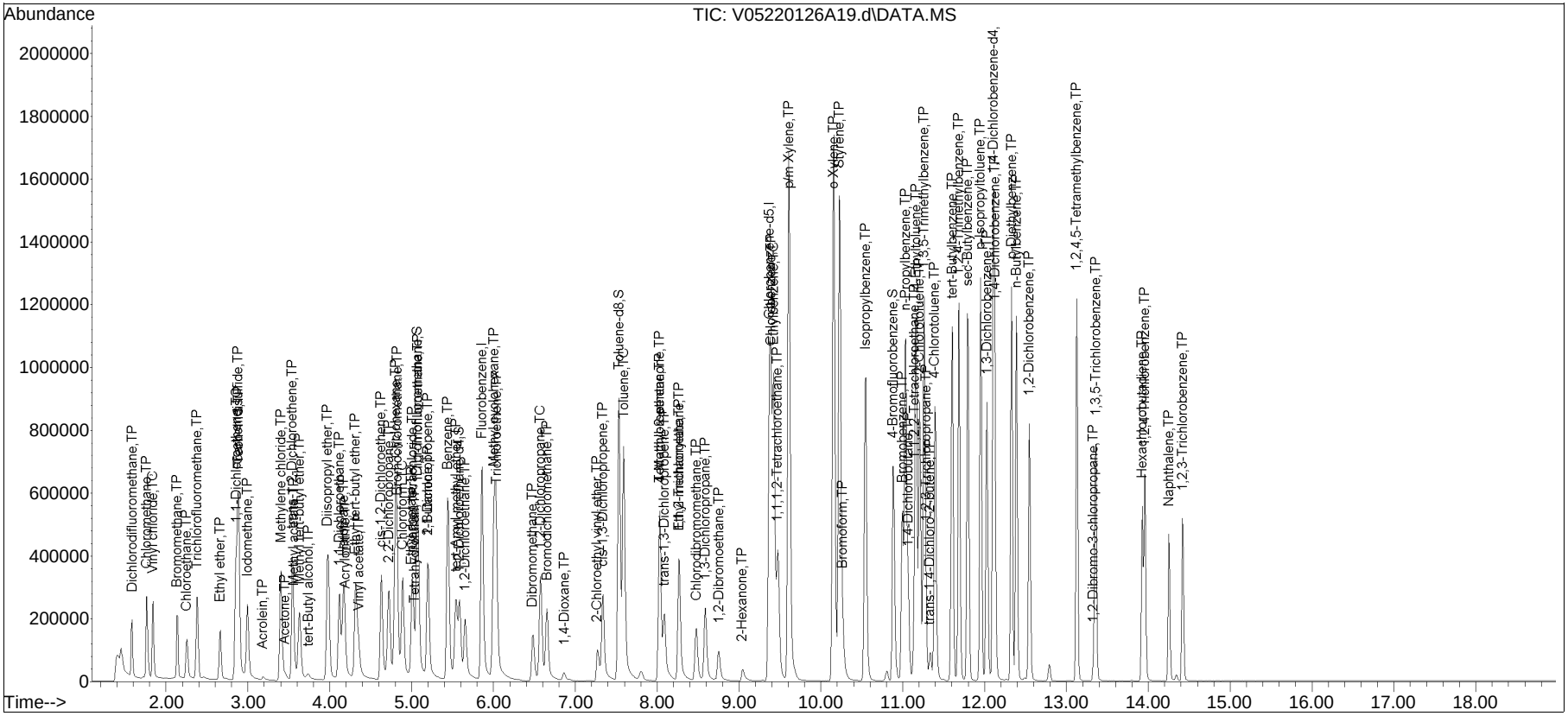

Manual Integration Report

Data Path : I:\VOLATILES\VOA105\2022\2QMethod : V105_220126A_8260.m
Data File : V05220126A19.d Operator : VOA105:KJD
Date Inj'd : 1/26/2022 3:30 pm Instrument : VOA 105
Sample : C8260STD10PPB Quant Date : 1/26/2022 9:21 pm

Compound #89: 2-Chlorotoluene

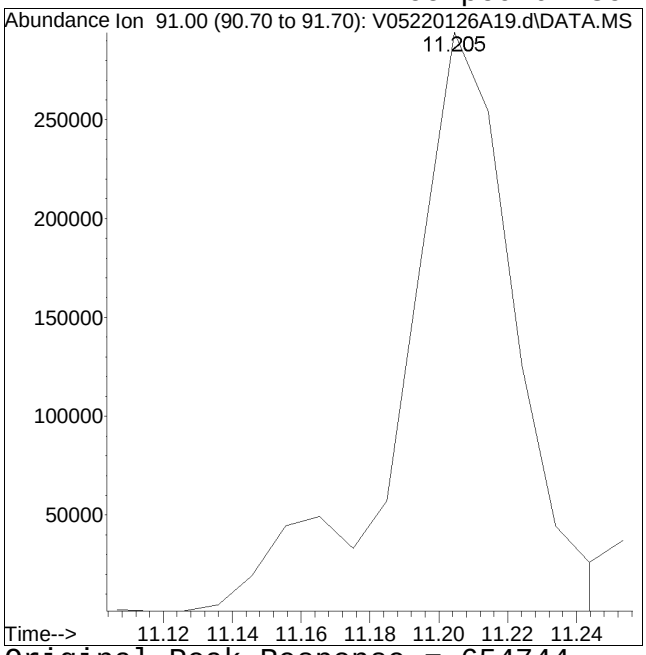

Original Peak Response = 654744

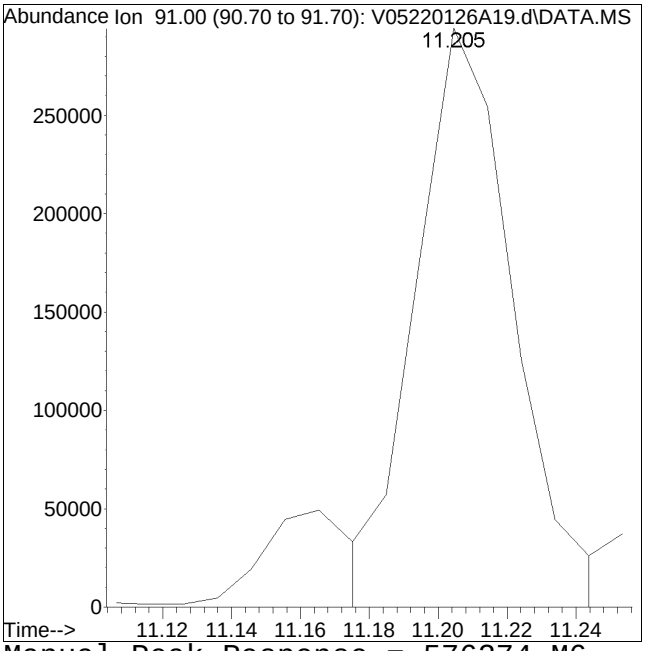

Manual Peak Response = 576274 M6

M6 = Misassignment of peak valley by automated integration (poor split of 2 peaks).

Correlation Data Summary

Method Path: I:\VOLATILES\VOA105\2022\220126ICAL\
Method File: V105_220126A_8260.m
Method Title: VOLATILES BY GC/MS
Last Update: Wed Jan 26 20:28:19 2022

Analyte	Curve fit Type	Coefficient of Determination	Quadratic Term	Linear Term	Constant Term
Vinyl chloride	Linear	0.998493	0	0.269774	-0.001092
Trichlorofluoromethane	Quadratic	0.999611	-0.004797	0.319582	-0.006453
1,1-Dichloroethene	Quadratic	0.998574	-0.000403	0.194693	-0.001543
Carbon tetrachloride	Linear	0.998798	0	0.306461	-0.003183
trans-1,3-Dichloropropene	Quadratic	0.999207	0.006303	0.26334	-0.003712

Continuing Calibration

Calibration Verification Summary
Form 7
Volatiles

Client	: Roux Env. Eng. & Geology, DPC	**Lab Number**	: L2204289		
Project Name	: PFIZER	**Project Number**	: 0047.0044Y047		
Instrument ID	: VOA108	**Calibration Date**	: 01/28/22 11:38		
Lab File ID	: V08220128A01	**Init. Calib. Date(s)**	: 01/21/22	01/21/22	
Sample No	: WG1600155-2	**Init. Calib. Times**	: 04:20	07:44	
Channel	:				

Compound	Ave. RRF	RRF	Min RRF	%D	Max %D	Area%	Dev(min)
Fluorobenzene	1	1	-	0	20	80	0
Dichlorodifluoromethane	0.315	0.215	-	31.7*	20	61	0
Chloromethane	0.366	0.31	-	15.3	20	77	0
Vinyl chloride	0.369	0.296	-	19.8	20	71	0
Bromomethane	0.208	0.169	-	18.7	20	78	0
Chloroethane	0.232	0.219	-	5.6	20	86	0
Trichlorofluoromethane	0.477	0.347	-	27.3*	20	65	0
Ethyl ether	0.16	0.149	-	6.9	20	85	0
1,1-Dichloroethene	0.264	0.204	-	22.7*	20	69	0
Carbon disulfide	0.806	0.649	-	19.5	20	73	0
Freon-113	0.273	0.198	-	27.5*	20	65	0
Acrolein	0.032	0.022	-	31.3*	20	59	0
Methylene chloride	0.281	0.285	-	-1.4	20	88	0
Acetone	0.068	0.077	-	-13.2	20	109	0
trans-1,2-Dichloroethene	0.295	0.251	-	14.9	20	76	0
Methyl acetate	0.159	0.175	-	-10.1	20	95	0
Methyl tert-butyl ether	0.729	0.631	-	13.4	20	81	0
tert-Butyl alcohol	0.022	0.019	-	13.6	20	83	0
Diisopropyl ether	1.011	0.879	-	13.1	20	80	0
1,1-Dichloroethane	0.585	0.525	-	10.3	20	81	0
Halothane	0.225	0.175	-	22.2*	20	69	0
Acrylonitrile	0.091	0.092	-	-1.1	20	90	0
Ethyl tert-butyl ether	0.942	0.799	-	15.2	20	79	0
Vinyl acetate	0.6	0.518	-	13.7	20	79	0
cis-1,2-Dichloroethene	0.315	0.271	-	14	20	77	0
2,2-Dichloropropane	0.435	0.296	-	32*	20	61	0
Bromochloromethane	0.144	0.135	-	6.2	20	82	0
Cyclohexane	0.544	0.387	-	28.9*	20	64	0
Chloroform	0.526	0.47	-	10.6	20	81	0
Ethyl acetate	0.224	0.216	-	3.6	20	87	0
Carbon tetrachloride	0.369	0.27	-	26.8*	20	66	0
Tetrahydrofuran	0.081	0.082	-	-1.2	20	88	0
Dibromofluoromethane	0.27	0.278	-	-3	20	80	0
1,1,1-Trichloroethane	0.448	0.344	-	23.2*	20	69	0
2-Butanone	0.115	0.11	-	4.3	20	84	-.01
1,1-Dichloropropene	0.384	0.282	-	26.6*	20	67	0
Benzene	1.116	0.973	-	12.8	20	78	0
tert-Amyl methyl ether	0.723	0.595	-	17.7	20	78	0
1,2-Dichloroethane-d4	0.312	0.329	-	-5.4	20	83	0
1,2-Dichloroethane	0.429	0.391	-	8.9	20	85	0
Methyl cyclohexane	0.456	0.301	-	34*	20	61	0
Trichloroethene	0.285	0.239	-	16.1	20	74	0
Dibromomethane	0.168	0.154	-	8.3	20	81	0

* Value outside of QC limits.

Calibration Verification Summary
Form 7
Volatiles

Client	: Roux Env. Eng. & Geology, DPC	**Lab Number**	: L2204289		
Project Name	: PFIZER	**Project Number**	: 0047.0044Y047		
Instrument ID	: VOA108	**Calibration Date**	: 01/28/22 11:38		
Lab File ID	: V08220128A01	**Init. Calib. Date(s)**	: 01/21/22	01/21/22	
Sample No	: WG1600155-2	**Init. Calib. Times**	: 04:20	07:44	
Channel	:				

Compound	Ave. RRF	RRF	Min RRF	%D	Max %D	Area%	Dev(min)
1,2-Dichloropropane	0.321	0.286	-	10.9	20	81	0
Bromodichloromethane	0.388	0.338	-	12.9	20	82	0
1,4-Dioxane	0.00216	0.00208*	-	3.7	20	71	0
cis-1,3-Dichloropropene	0.434	0.361	-	16.8	20	75	0
Chlorobenzene-d5	1	1	-	0	20	79	0
Toluene-d8	1.255	1.263	-	-0.6	20	78	0
Toluene	0.914	0.801	-	12.4	20	77	0
4-Methyl-2-pentanone	0.111	0.102	-	8.1	20	85	0
Tetrachloroethene	0.38	0.298	-	21.6*	20	70	0
trans-1,3-Dichloropropene	0.493	0.403	-	18.3	20	76	0
Ethyl methacrylate	0.4	0.334	-	16.5	20	78	0
1,1,2-Trichloroethane	0.246	0.227	-	7.7	20	84	0
Chlorodibromomethane	0.333	0.294	-	11.7	20	83	0
1,3-Dichloropropane	0.524	0.493	-	5.9	20	85	0
1,2-Dibromoethane	0.294	0.273	-	7.1	20	84	0
2-Hexanone	0.208	0.175	-	15.9	20	81	0
Chlorobenzene	1.031	0.924	-	10.4	20	81	0
Ethylbenzene	1.753	1.502	-	14.3	20	76	0
1,1,1,2-Tetrachloroethane	0.35	0.305	-	12.9	20	82	0
p/m Xylene	0.676	0.581	-	14.1	20	77	0
o Xylene	0.649	0.581	-	10.5	20	79	0
Styrene	1.102	1.014	-	8	20	81	0
1,4-Dichlorobenzene-d4	1	1	-	0	20	80	0
Bromoform	0.384	0.331	-	13.8	20	86	0
Isopropylbenzene	3.556	2.907	-	18.3	20	73	0
4-Bromofluorobenzene	0.959	0.907	-	5.4	20	76	0
Bromobenzene	0.857	0.757	-	11.7	20	80	0
n-Propylbenzene	4.222	3.541	-	16.1	20	75	0
1,4-Dichlorobutane	1.204	1.216	-	-1	20	89	0
1,1,2,2-Tetrachloroethane	0.7	0.693	-	1	20	91	0
4-Ethyltoluene	3.482	2.932	-	15.8	20	75	0
2-Chlorotoluene	2.925	2.56	-	12.5	20	79	0
1,3,5-Trimethylbenzene	2.941	2.479	-	15.7	20	76	0
1,2,3-Trichloropropane	0.591	0.583	-	1.4	20	90	0
trans-1,4-Dichloro-2-buten	0.244	0.21	-	13.9	20	83	0
4-Chlorotoluene	2.607	2.319	-	11	20	80	0
tert-Butylbenzene	2.596	2.138	-	17.6	20	74	0
1,2,4-Trimethylbenzene	2.928	2.473	-	15.5	20	77	0
sec-Butylbenzene	3.796	3.154	-	16.9	20	74	0
p-Isopropyltoluene	3.319	2.673	-	19.5	20	72	0
1,3-Dichlorobenzene	1.681	1.501	-	10.7	20	83	0
1,4-Dichlorobenzene	1.694	1.488	-	12.2	20	81	0
p-Diethylbenzene	1.99	1.563	-	21.5*	20	72	0

* Value outside of QC limits.

Calibration Verification Summary
Form 7
Volatiles

Client	: Roux Env. Eng. & Geology, DPC	**Lab Number**	: L2204289	
Project Name	: PFIZER	**Project Number**	: 0047.0044Y047	
Instrument ID	: VOA108	**Calibration Date**	: 01/28/22 11:38	
Lab File ID	: V08220128A01	**Init. Calib. Date(s)**	: 01/21/22	01/21/22
Sample No	: WG1600155-2	**Init. Calib. Times**	: 04:20	07:44
Channel	:			

Compound	Ave. RRF	RRF	Min RRF	%D	Max %D	Area%	Dev(min)
n-Butylbenzene	2.895	2.372	-	18.1	20	74	0
1,2-Dichlorobenzene	1.567	1.431	-	8.7	20	83	0
1,2,4,5-Tetramethylbenzene	3.175	2.383	-	24.9*	20	70	0
1,2-Dibromo-3-chloropropan	0.114	0.096	-	15.8	20	85	0
1,3,5-Trichlorobenzene	1.278	1.04	-	18.6	20	75	0
Hexachlorobutadiene	0.546	0.413	-	24.4*	20	68	0
1,2,4-Trichlorobenzene	1.174	0.964	-	17.9	20	77	0
Naphthalene	2.573	2.205	-	14.3	20	81	0
1,2,3-Trichlorobenzene	1.077	0.93	-	13.6	20	81	0

* Value outside of QC limits.

Calibration Verification Summary
Form 7
Volatiles

Client	: Roux Env. Eng. & Geology, DPC	**Lab Number**	: L2204289		
Project Name	: PFIZER	**Project Number**	: 0047.0044Y047		
Instrument ID	: VOA105	**Calibration Date**	: 02/01/22 07:19		
Lab File ID	: V05220201A01	**Init. Calib. Date(s)**	: 01/26/22	01/26/22	
Sample No	: WG1600175-2	**Init. Calib. Times**	: 10:10	13:36	
Channel	:				

Compound	Ave. RRF	RRF	Min RRF	%D	Max %D	Area%	Dev(min)
Fluorobenzene	1	1	-	0	20	89	0
Dichlorodifluoromethane	0.229	0.196	-	14.4	20	69	0
Chloromethane	0.344	0.284	-	17.4	20	63	0
Vinyl chloride	10	9.474	-	5.3	20	71	0
Bromomethane	0.13	0.169	-	-30*	20	108	-.01
Chloroethane	0.157	0.141	-	10.2	20	68	0
Trichlorofluoromethane	10	9.572	-	4.3	20	81	0
Ethyl ether	0.075	0.073	-	2.7	20	79	0
1,1-Dichloroethene	10	10.874	-	-8.7	20	84	-.01
Carbon disulfide	0.529	0.538	-	-1.7	20	79	0
Freon-113	0.201	0.219	-	-9	20	90	0
Acrolein	0.01091	0.00763*	-	30.1*	20	61	0
Methylene chloride	0.222	0.211	-	5	20	80	0
Acetone	0.025	0.024	-	4	20	100	0
trans-1,2-Dichloroethene	0.214	0.232	-	-8.4	20	84	0
Methyl acetate	0.077	0.066	-	14.3	20	76	0
Methyl tert-butyl ether	0.316	0.329	-	-4.1	20	89	0
tert-Butyl alcohol	0.00512	0.00628*	-	-22.7*	20	106	0
Diisopropyl ether	0.678	0.587	-	13.4	20	74	0
1,1-Dichloroethane	0.43	0.411	-	4.4	20	75	0
Halothane	0.172	0.194	-	-12.8	20	88	0
Acrylonitrile	0.043	0.044	-	-2.3	20	83	0
Ethyl tert-butyl ether	0.493	0.475	-	3.7	20	85	0
Vinyl acetate	0.301	0.293	-	2.7	20	85	0
cis-1,2-Dichloroethene	0.243	0.253	-	-4.1	20	83	0
2,2-Dichloropropane	0.266	0.276	-	-3.8	20	81	0
Bromochloromethane	0.112	0.124	-	-10.7	20	90	-.01
Cyclohexane	0.476	0.447	-	6.1	20	77	0
Chloroform	0.361	0.354	-	1.9	20	80	0
Ethyl acetate	0.107	0.092	-	14	20	78	0
Carbon tetrachloride	10	10.075	-	-0.7	20	85	0
Tetrahydrofuran	0.042	0.035	-	16.7	20	75	0
Dibromofluoromethane	0.265	0.27	-	-1.9	20	91	0
1,1,1-Trichloroethane	0.316	0.338	-	-7	20	84	0
2-Butanone	0.045	0.046	-	-2.2	20	84	0
1,1-Dichloropropene	0.265	0.277	-	-4.5	20	83	0
Benzene	0.781	0.798	-	-2.2	20	80	0
tert-Amyl methyl ether	0.321	0.318	-	0.9	20	89	0
1,2-Dichloroethane-d4	0.252	0.257	-	-2	20	85	0
1,2-Dichloroethane	0.25	0.237	-	5.2	20	79	0
Methyl cyclohexane	0.375	0.374	-	0.3	20	86	0
Trichloroethene	0.215	0.224	-	-4.2	20	84	0
Dibromomethane	0.099	0.105	-	-6.1	20	89	0

* Value outside of QC limits.

Calibration Verification Summary
Form 7
Volatiles

Client	: Roux Env. Eng. & Geology, DPC	**Lab Number**	: L2204289		
Project Name	: PFIZER	**Project Number**	: 0047.0044Y047		
Instrument ID	: VOA105	**Calibration Date**	: 02/01/22 07:19		
Lab File ID	: V05220201A01	**Init. Calib. Date(s)**	: 01/26/22	01/26/22	
Sample No	: WG1600175-2	**Init. Calib. Times**	: 10:10	13:36	
Channel	:				

Compound	Ave. RRF	RRF	Min RRF	%D	Max %D	Area%	Dev(min)
1,2-Dichloropropane	0.225	0.219	-	2.7	20	79	0
Bromodichloromethane	0.253	0.246*	-	2.8	20	81	0
1,4-Dioxane	0.00075	0.00102*	-	-36*	20	111	0
cis-1,3-Dichloropropene	0.266	0.259*	-	2.6	20	81	0
Chlorobenzene-d5	1	1	-	0	20	94	0
Toluene-d8	1.236	1.176	-	4.9	20	88	0
Toluene	0.657	0.666	-	-1.4	20	83	0
4-Methyl-2-pentanone	0.047	0.047	-	0	20	87	0
Tetrachloroethene	0.33	0.384	-	-16.4	20	97	0
trans-1,3-Dichloropropene	10	8.694	-	13.1	20	81	0
Ethyl methacrylate	0.184	0.18	-	2.2	20	83	0
1,1,2-Trichloroethane	0.139	0.137*	-	1.4	20	86	0
Chlorodibromomethane	0.239	0.246	-	-2.9	20	93	0
1,3-Dichloropropane	0.323	0.315	-	2.5	20	88	0
1,2-Dibromoethane	0.192	0.205	-	-6.8	20	95	-.01
2-Hexanone	0.085	0.073	-	14.1	20	79	0
Chlorobenzene	0.778	0.801	-	-3	20	88	0
Ethylbenzene	1.285	1.303	-	-1.4	20	83	0
1,1,1,2-Tetrachloroethane	0.264	0.273	-	-3.4	20	94	0
p/m Xylene	0.509	0.551	-	-8.3	20	87	0
o Xylene	0.492	0.525	-	-6.7	20	86	0
Styrene	0.781	0.824	-	-5.5	20	85	0
1,4-Dichlorobenzene-d4	1	1	-	0	20	99	0
Bromoform	0.232	0.226	-	2.6	20	96	0
Isopropylbenzene	2.375	2.363	-	0.5	20	87	0
4-Bromofluorobenzene	0.817	0.738	-	9.7	20	88	0
Bromobenzene	0.582	0.592	-	-1.7	20	95	0
n-Propylbenzene	2.661	2.645	-	0.6	20	86	0
1,4-Dichlorobutane	0.628	0.536	-	14.6	20	80	0
1,1,2,2-Tetrachloroethane	0.31	0.296	-	4.5	20	90	0
4-Ethyltoluene	2.314	2.351	-	-1.6	20	88	0
2-Chlorotoluene	1.61	1.485	-	7.8	20	83	0
1,3,5-Trimethylbenzene	1.998	1.944	-	2.7	20	86	0
1,2,3-Trichloropropane	0.252	0.228	-	9.5	20	88	0
trans-1,4-Dichloro-2-buten	0.105	0.084	-	20	20	75	0
4-Chlorotoluene	1.654	1.548	-	6.4	20	84	0
tert-Butylbenzene	1.774	1.817	-	-2.4	20	91	0
1,2,4-Trimethylbenzene	1.948	1.895	-	2.7	20	85	0
sec-Butylbenzene	2.446	2.472	-	-1.1	20	86	0
p-Isopropyltoluene	2.2	2.311	-	-5	20	91	0
1,3-Dichlorobenzene	1.153	1.17	-	-1.5	20	92	0
1,4-Dichlorobenzene	1.151	1.17	-	-1.7	20	94	0
p-Diethylbenzene	1.331	1.364	-	-2.5	20	91	0

* Value outside of QC limits.

Calibration Verification Summary
Form 7
Volatiles

Client	: Roux Env. Eng. & Geology, DPC	**Lab Number**	: L2204289	
Project Name	: PFIZER	**Project Number**	: 0047.0044Y047	
Instrument ID	: VOA105	**Calibration Date**	: 02/01/22 07:19	
Lab File ID	: V05220201A01	**Init. Calib. Date(s)**	: 01/26/22	01/26/22
Sample No	: WG1600175-2	**Init. Calib. Times**	: 10:10	13:36
Channel	:			

Compound	Ave. RRF	RRF	Min RRF	%D	Max %D	Area%	Dev(min)
n-Butylbenzene	1.708	1.648	-	3.5	20	84	0
1,2-Dichlorobenzene	1.01	1.05	-	-4	20	94	0
1,2,4,5-Tetramethylbenzene	1.821	1.8	-	1.2	20	88	0
1,2-Dibromo-3-chloropropan	0.048	0.049	-	-2.1	20	101	0
1,3,5-Trichlorobenzene	0.736	0.782	-	-6.3	20	95	0
Hexachlorobutadiene	0.288	0.32	-	-11.1	20	104	0
1,2,4-Trichlorobenzene	0.569	0.621	-	-9.1	20	101	0
Naphthalene	0.968	1.045	-	-8	20	104	0
1,2,3-Trichlorobenzene	0.438	0.487	-	-11.2	20	104	0

* Value outside of QC limits.

Evaluate Continuing Calibration Report

Data Path : I:\VOLATILES\VOA108\2022\220128A\
Data File : V08220128A01.d
Acq On : 28 Jan 2022 11:38 am
Operator : VOA108:NLK
Sample : WG1600155-2
Misc : WG1600155,ICAL18682
ALS Vial : 1 Sample Multiplier: 1

Quant Time: Jan 28 12:35:47 2022
Quant Method : I:\VOLATILES\VOA108\2022\220128A\V108_220121A_8260.m
Quant Title : VOLATILES BY GC/MS
QLast Update : Mon Jan 24 08:59:42 2022
Response via : Initial Calibration

Min. RRF : 0.000 Min. Rel. Area : 50% Max. R.T. Dev 0.50min
Max. RRF Dev : 20% Max. Rel. Area : 200%

		Compound	AvgRF	CCRF	%Dev	Area%	Dev(min)
1	I	Fluorobenzene	1.000	1.000	0.0	80	0.00
2	TP	Dichlorodifluoromethane	0.315	0.215	31.7#	61	0.00
3	TP	Chloromethane	0.366	0.310	15.3	77	0.00
4	TC	Vinyl chloride	0.369	0.296	19.8	71	0.00
5	TP	Bromomethane	0.208	0.169	18.7	78	0.00
6	TP	Chloroethane	0.232	0.219	5.6	86	0.00
7	TP	Trichlorofluoromethane	0.477	0.347	27.3#	65	0.00
8	TP	Ethyl ether	0.160	0.149	6.9	85	0.00
10	TC	1,1-Dichloroethene	0.264	0.204	22.7#	69	0.00
11	TP	Carbon disulfide	0.806	0.649	19.5	73	0.00
12	TP	Freon-113	0.273	0.198	27.5#	65	0.00
14	TP	Acrolein	0.032	0.022	31.3#	59	0.00
15	TP	Methylene chloride	0.281	0.285	-1.4	88	0.00
17	TP	Acetone	0.068	0.077	-13.2	109	0.00
18	TP	trans-1,2-Dichloroethene	0.295	0.251	14.9	76	0.00
19	TP	Methyl acetate	0.159	0.175	-10.1	95	0.00
20	TP	Methyl tert-butyl ether	0.729	0.631	13.4	81	0.00
21	TP	tert-Butyl alcohol	0.022	0.019	13.6	83	0.00
22	TP	Diisopropyl ether	1.011	0.879	13.1	80	0.00
23	TP	1,1-Dichloroethane	0.585	0.525	10.3	81	0.00
24	TP	Halothane	0.225	0.175	22.2#	69	0.00
25	TP	Acrylonitrile	0.091	0.092	-1.1	90	0.00
26	TP	Ethyl tert-butyl ether	0.942	0.799	15.2	79	0.00
27	TP	Vinyl acetate	0.600	0.518	13.7	79	0.00
28	TP	cis-1,2-Dichloroethene	0.315	0.271	14.0	77	0.00
29	TP	2,2-Dichloropropane	0.435	0.296	32.0#	61	0.00
30	TP	Bromochloromethane	0.144	0.135	6.2	82	0.00
31	TP	Cyclohexane	0.544	0.387	28.9#	64	0.00
32	TC	Chloroform	0.526	0.470	10.6	81	0.00
33	TP	Ethyl acetate	0.224	0.216	3.6	87	0.00
34	TP	Carbon tetrachloride	0.369	0.270	26.8#	66	0.00
35	TP	Tetrahydrofuran	0.081	0.082	-1.2	88	0.00
36	S	Dibromofluoromethane	0.270	0.278	-3.0	80	0.00
37	TP	1,1,1-Trichloroethane	0.448	0.344	23.2#	69	0.00
39	TP	2-Butanone	0.115	0.110	4.3	84	-0.01
40	TP	1,1-Dichloropropene	0.384	0.282	26.6#	67	0.00
41	TP	Benzene	1.116	0.973	12.8	78	0.00
42	TP	tert-Amyl methyl ether	0.723	0.595	17.7	78	0.00
43	S	1,2-Dichloroethane-d4	0.312	0.329	-5.4	83	0.00

Evaluate Continuing Calibration Report

Data Path : I:\VOLATILES\VOA108\2022\220128A\
Data File : V08220128A01.d
Acq On : 28 Jan 2022 11:38 am
Operator : VOA108:NLK
Sample : WG1600155-2
Misc : WG1600155,ICAL18682
ALS Vial : 1 Sample Multiplier: 1

Quant Time: Jan 28 12:35:47 2022
Quant Method : I:\VOLATILES\VOA108\2022\220128A\V108_220121A_8260.m
Quant Title : VOLATILES BY GC/MS
QLast Update : Mon Jan 24 08:59:42 2022
Response via : Initial Calibration

Min. RRF : 0.000 Min. Rel. Area : 50% Max. R.T. Dev 0.50min
Max. RRF Dev : 20% Max. Rel. Area : 200%

		Compound	AvgRF	CCRF	%Dev	Area%	Dev(min)
44	TP	1,2-Dichloroethane	0.429	0.391	8.9	85	0.00
47	TP	Methyl cyclohexane	0.456	0.301	34.0#	61	0.00
48	TP	Trichloroethene	0.285	0.239	16.1	74	0.00
50	TP	Dibromomethane	0.168	0.154	8.3	81	0.00
51	TC	1,2-Dichloropropane	0.321	0.286	10.9	81	0.00
54	TP	Bromodichloromethane	0.388	0.338	12.9	82	0.00
57	TP	1,4-Dioxane	0.00216	0.00208#	3.7	71	0.00
58	TP	cis-1,3-Dichloropropene	0.434	0.361	16.8	75	0.00
59	I	Chlorobenzene-d5	1.000	1.000	0.0	79	0.00
60	S	Toluene-d8	1.255	1.263	-0.6	78	0.00
61	TC	Toluene	0.914	0.801	12.4	77	0.00
62	TP	4-Methyl-2-pentanone	0.111	0.102	8.1	85	0.00
63	TP	Tetrachloroethene	0.380	0.298	21.6#	70	0.00
65	TP	trans-1,3-Dichloropropene	0.493	0.403	18.3	76	0.00
67	TP	Ethyl methacrylate	0.400	0.334	16.5	78	0.00
68	TP	1,1,2-Trichloroethane	0.246	0.227	7.7	84	0.00
69	TP	Chlorodibromomethane	0.333	0.294	11.7	83	0.00
70	TP	1,3-Dichloropropane	0.524	0.493	5.9	85	0.00
71	TP	1,2-Dibromoethane	0.294	0.273	7.1	84	0.00
72	TP	2-Hexanone	0.208	0.175	15.9	81	0.00
73	TP	Chlorobenzene	1.031	0.924	10.4	81	0.00
74	TC	Ethylbenzene	1.753	1.502	14.3	76	0.00
75	TP	1,1,1,2-Tetrachloroethane	0.350	0.305	12.9	82	0.00
76	TP	p/m Xylene	0.676	0.581	14.1	77	0.00
77	TP	o Xylene	0.649	0.581	10.5	79	0.00
78	TP	Styrene	1.102	1.014	8.0	81	0.00
79	I	1,4-Dichlorobenzene-d4	1.000	1.000	0.0	80	0.00
80	TP	Bromoform	0.384	0.331	13.8	86	0.00
82	TP	Isopropylbenzene	3.556	2.907	18.3	73	0.00
83	S	4-Bromofluorobenzene	0.959	0.907	5.4	76	0.00
84	TP	Bromobenzene	0.857	0.757	11.7	80	0.00
85	TP	n-Propylbenzene	4.222	3.541	16.1	75	0.00
86	TP	1,4-Dichlorobutane	1.204	1.216	-1.0	89	0.00
87	TP	1,1,2,2-Tetrachloroethane	0.700	0.693	1.0	91	0.00
88	TP	4-Ethyltoluene	3.482	2.932	15.8	75	0.00
89	TP	2-Chlorotoluene	2.925	2.560	12.5	79	0.00
90	TP	1,3,5-Trimethylbenzene	2.941	2.479	15.7	76	0.00

Evaluate Continuing Calibration Report

Data Path : I:\VOLATILES\VOA108\2022\220128A\
Data File : V08220128A01.d
Acq On : 28 Jan 2022 11:38 am
Operator : VOA108:NLK
Sample : WG1600155-2
Misc : WG1600155,ICAL18682
ALS Vial : 1 Sample Multiplier: 1

Quant Time: Jan 28 12:35:47 2022
Quant Method : I:\VOLATILES\VOA108\2022\220128A\V108_220121A_8260.m
Quant Title : VOLATILES BY GC/MS
QLast Update : Mon Jan 24 08:59:42 2022
Response via : Initial Calibration

Min. RRF : 0.000 Min. Rel. Area : 50% Max. R.T. Dev 0.50min
Max. RRF Dev : 20% Max. Rel. Area : 200%

	Compound	AvgRF	CCRF	%Dev	Area%	Dev(min)
91 TP	1,2,3-Trichloropropane	0.591	0.583	1.4	90	0.00
92 TP	trans-1,4-Dichloro-2-butene	0.244	0.210	13.9	83	0.00
93 TP	4-Chlorotoluene	2.607	2.319	11.0	80	0.00
94 TP	tert-Butylbenzene	2.596	2.138	17.6	74	0.00
97 TP	1,2,4-Trimethylbenzene	2.928	2.473	15.5	77	0.00
98 TP	sec-Butylbenzene	3.796	3.154	16.9	74	0.00
99 TP	p-Isopropyltoluene	3.319	2.673	19.5	72	0.00
100 TP	1,3-Dichlorobenzene	1.681	1.501	10.7	83	0.00
101 TP	1,4-Dichlorobenzene	1.694	1.488	12.2	81	0.00
102 TP	p-Diethylbenzene	1.990	1.563	21.5#	72	0.00
103 TP	n-Butylbenzene	2.895	2.372	18.1	74	0.00
104 TP	1,2-Dichlorobenzene	1.567	1.431	8.7	83	0.00
105 TP	1,2,4,5-Tetramethylbenzene	3.175	2.383	24.9#	70	0.00
106 TP	1,2-Dibromo-3-chloropropane	0.114	0.096	15.8	85	0.00
107 TP	1,3,5-Trichlorobenzene	1.278	1.040	18.6	75	0.00
108 TP	Hexachlorobutadiene	0.546	0.413	24.4#	68	0.00
109 TP	1,2,4-Trichlorobenzene	1.174	0.964	17.9	77	0.00
110 TP	Naphthalene	2.573	2.205	14.3	81	0.00
111 TP	1,2,3-Trichlorobenzene	1.077	0.930	13.6	81	0.00

* Evaluation of CC level amount vs concentration.
(#) = Out of Range SPCC's out = 1 CCC's out = 1

Quantitation Report (QT Reviewed)

Data Path : I:\VOLATILES\VOA108\2022\220128A\
Data File : V08220128A01.d
Acq On : 28 Jan 2022 11:38 am
Operator : VOA108:NLK
Sample : WG1600155-2
Misc : WG1600155,ICAL18682
ALS Vial : 1 Sample Multiplier: 1

Quant Time: Jan 28 12:35:47 2022
Quant Method : I:\VOLATILES\VOA108\2022\220128A\V108_220121A_8260.m
Quant Title : VOLATILES BY GC/MS
QLast Update : Mon Jan 24 08:59:42 2022
Response via : Initial Calibration

CCAL FILE(s) : 1 - I:\VOLATILES\VOA108\2022\220128A\V08220128A01.d
Sub List : 8260-Curve-IM-2CEVE - Megamix plus Diox-Iodomethane

Compound	R.T.	QIon	Response	Conc Units	Dev(Min)
Internal Standards					
1) Fluorobenzene	5.604	96	176781	10.000 ug/L	0.00
Standard Area 1 = 176781			Recovery = 100.00%		
59) Chlorobenzene-d5	8.556	117	131590	10.000 ug/L	0.00
Standard Area 1 = 131590			Recovery = 100.00%		
79) 1,4-Dichlorobenzene-d4	10.035	152	64481	10.000 ug/L	0.00
Standard Area 1 = 64481			Recovery = 100.00%		
System Monitoring Compounds					
36) Dibromofluoromethane	4.645	113	49222	10.317 ug/L	0.00
Spiked Amount 10.000	Range 70 - 130		Recovery = 103.17%		
43) 1,2-Dichloroethane-d4	5.258	65	58148	10.558 ug/L	0.00
Spiked Amount 10.000	Range 70 - 130		Recovery = 105.58%		
60) Toluene-d8	7.287	98	166180	10.066 ug/L	0.00
Spiked Amount 10.000	Range 70 - 130		Recovery = 100.66%		
83) 4-Bromofluorobenzene	9.369	95	58477	9.458 ug/L	0.00
Spiked Amount 10.000	Range 70 - 130		Recovery = 94.58%		
Target Compounds					Qvalue
2) Dichlorodifluoromethane	1.001	85	37997	6.834 ug/L	99
3) Chloromethane	1.122	50	54732	8.451 ug/L	99
4) Vinyl chloride	1.179	62	52298	8.024 ug/L	98
5) Bromomethane	1.389	94	29929	8.132 ug/L	94
6) Chloroethane	1.473	64	38792	9.447 ug/L	99
7) Trichlorofluoromethane	1.578	101	61391	7.281 ug/L	96
8) Ethyl ether	1.829	74	26288	9.287 ug/L	89
10) 1,1-Dichloroethene	1.960	96	35984	7.709 ug/L	87
11) Carbon disulfide	1.966	76	114699	8.046 ug/L	96
12) Freon-113	2.002	101	35004	7.245 ug/L	97
14) Acrolein	2.238	56	3931	6.888 ug/L	97
15) Methylene chloride	2.458	84	50344	10.124 ug/L	96
17) Acetone	2.521	43	13569	11.288 ug/L	97
18) trans-1,2-Dichloroethene	2.611	96	44302	8.491 ug/L	93
19) Methyl acetate	2.658	43	30989	11.029 ug/L #	96
20) Methyl tert-butyl ether	2.768	73	111526	8.652 ug/L	96
21) tert-Butyl alcohol	2.930	59	16862	44.279 ug/L #	59
22) Diisopropyl ether	3.219	45	155476	8.700 ug/L	90
23) 1,1-Dichloroethane	3.271	63	92827	8.982 ug/L	100
24) Halothane	3.418	117	30921	7.771 ug/L	100
25) Acrylonitrile	3.329	53	16192	10.039 ug/L	97

Data Path : I:\VOLATILES\VOA108\2022\220128A\
Data File : V08220128A01.d
Acq On : 28 Jan 2022 11:38 am
Operator : VOA108:NLK
Sample : WG1600155-2
Misc : WG1600155,ICAL18682
ALS Vial : 1 Sample Multiplier: 1

Quant Time: Jan 28 12:35:47 2022
Quant Method : I:\VOLATILES\VOA108\2022\220128A\V108_220121A_8260.m
Quant Title : VOLATILES BY GC/MS
QLast Update : Mon Jan 24 08:59:42 2022
Response via : Initial Calibration

CCAL FILE(s) : 1 - I:\VOLATILES\VOA108\2022\220128A\V08220128A01.d
Sub List : 8260-Curve-IM-2CEVE - Megamix plus Diox-Iodomethane

Compound	R.T.	QIon	Response	Conc	Units		Dev(Min)
26) Ethyl tert-butyl ether	3.691	59	141173	8.476	ug/L		94
27) Vinyl acetate	3.659	43	91584	8.638	ug/L		99
28) cis-1,2-Dichloroethene	3.984	96	47909	8.616	ug/L		82
29) 2,2-Dichloropropane	4.131	77	52302	6.796	ug/L		86
30) Bromochloromethane	4.252	128	23800	9.334	ug/L	#	75
31) Cyclohexane	4.252	56	68371	7.104	ug/L		88
32) Chloroform	4.414	83	83147	8.943	ug/L		96
33) Ethyl acetate	4.655	43	38187	9.637	ug/L	#	93
34) Carbon tetrachloride	4.540	117	47789	7.331	ug/L		99
35) Tetrahydrofuran	4.624	42	14566	10.214	ug/L		95
37) 1,1,1-Trichloroethane	4.629	97	60815	7.671	ug/L	#	93
39) 2-Butanone	4.834	43	19402	9.520	ug/L	#	68
40) 1,1-Dichloropropene	4.802	75	49932	7.351	ug/L		96
41) Benzene	5.096	78	171977	8.717	ug/L		96
42) tert-Amyl methyl ether	5.342	73	105190	8.228	ug/L		97
44) 1,2-Dichloroethane	5.342	62	69083	9.103	ug/L		98
47) Methyl cyclohexane	5.783	83	53294	6.613	ug/L		90
48) Trichloroethene	5.804	95	42266	8.399	ug/L		94
50) Dibromomethane	6.233	93	27151	9.140	ug/L		98
51) 1,2-Dichloropropane	6.344	63	50592	8.907	ug/L		96
54) Bromodichloromethane	6.454	83	59766	8.720	ug/L		99
57) 1,4-Dioxane	6.679	88	18421	483.383	ug/L		88
58) cis-1,3-Dichloropropene	7.104	75	63765	8.310	ug/L		98
61) Toluene	7.340	92	105376	8.761	ug/L		98
62) 4-Methyl-2-pentanone	7.728	58	13428	9.208	ug/L	#	89
63) Tetrachloroethene	7.691	166	39191	7.836	ug/L		92
65) trans-1,3-Dichloropropene	7.743	75	52983	8.175	ug/L		93
67) Ethyl methacrylate	7.927	69	44010	8.354	ug/L		96
68) 1,1,2-Trichloroethane	7.869	83	29887	9.245	ug/L		91
69) Chlorodibromomethane	8.006	129	38646	8.819	ug/L		98
70) 1,3-Dichloropropane	8.074	76	64832	9.409	ug/L		100
71) 1,2-Dibromoethane	8.163	107	35976	9.286	ug/L		98
72) 2-Hexanone	8.394	43	23001	8.413	ug/L		98
73) Chlorobenzene	8.567	112	121581	8.960	ug/L		91
74) Ethylbenzene	8.609	91	197655	8.566	ug/L		98
75) 1,1,1,2-Tetrachloroethane	8.624	131	40102	8.697	ug/L		94
76) p/m Xylene	8.713	106	152812	17.182	ug/L		98
77) o Xylene	8.997	106	152863	17.904	ug/L		91
78) Styrene	9.028	104	266964	18.413	ug/L		89
80) Bromoform	9.033	173	21317	8.605	ug/L		95

Quantitation Report (QT Reviewed)

Data Path : I:\VOLATILES\VOA108\2022\220128A\
Data File : V08220128A01.d
Acq On : 28 Jan 2022 11:38 am
Operator : VOA108:NLK
Sample : WG1600155-2
Misc : WG1600155,ICAL18682
ALS Vial : 1 Sample Multiplier: 1

Quant Time: Jan 28 12:35:47 2022
Quant Method : I:\VOLATILES\VOA108\2022\220128A\V108_220121A_8260.m
Quant Title : VOLATILES BY GC/MS
QLast Update : Mon Jan 24 08:59:42 2022
Response via : Initial Calibration

CCAL FILE(s) : 1 - I:\VOLATILES\VOA108\2022\220128A\V08220128A01.d
Sub List : 8260-Curve-IM-2CEVE - Megamix plus Diox-Iodomethane

Compound	R.T.	QIon	Response	Conc	Units		Dev(Min)
82) Isopropylbenzene	9.206	105	187443	8.174	ug/L		95
84) Bromobenzene	9.421	156	48813	8.831	ug/L		98
85) n-Propylbenzene	9.463	91	228326	8.387	ug/L		96
86) 1,4-Dichlorobutane	9.458	55	78395	10.096	ug/L		95
87) 1,1,2,2-Tetrachloroethane	9.505	83	44705	9.898	ug/L		98
88) 4-Ethyltoluene	9.531	105	189057	8.420	ug/L		97
89) 2-Chlorotoluene	9.542	91	165055	8.752	ug/L		93
90) 1,3,5-Trimethylbenzene	9.584	105	159878	8.432	ug/L		89
91) 1,2,3-Trichloropropane	9.573	75	37610	9.867	ug/L		98
92) trans-1,4-Dichloro-2-b...	9.605	53	13548	8.625	ug/L	#	90
93) 4-Chlorotoluene	9.641	91	149529	8.895	ug/L		93
94) tert-Butylbenzene	9.773	119	137863	8.237	ug/L		97
97) 1,2,4-Trimethylbenzene	9.809	105	159488	8.447	ug/L		92
98) sec-Butylbenzene	9.872	105	203380	8.310	ug/L		99
99) p-Isopropyltoluene	9.961	119	172371	8.054	ug/L		95
100) 1,3-Dichlorobenzene	9.988	146	96763	8.929	ug/L		97
101) 1,4-Dichlorobenzene	10.040	146	95962	8.785	ug/L		98
102) p-Diethylbenzene	10.171	119	100796	7.855	ug/L		93
103) n-Butylbenzene	10.202	91	152978	8.194	ug/L		99
104) 1,2-Dichlorobenzene	10.281	146	92302	9.134	ug/L		98
105) 1,2,4,5-Tetramethylben...	10.622	119	153647	7.505	ug/L		98
106) 1,2-Dibromo-3-chloropr...	10.732	155	6217	8.474	ug/L		85
107) 1,3,5-Trichlorobenzene	10.753	180	67052	8.140	ug/L		97
108) Hexachlorobutadiene	11.099	225	26621	7.555	ug/L		96
109) 1,2,4-Trichlorobenzene	11.110	180	62176	8.217	ug/L		98
110) Naphthalene	11.288	128	142193	8.572	ug/L		100
111) 1,2,3-Trichlorobenzene	11.393	180	59964	8.632	ug/L		98

(#) = qualifier out of range (m) = manual integration (+) = signals summed

Quantitation Report (QT Reviewed)

Data Path : I:\VOLATILES\VOA108\2022\220128A\
Data File : V08220128A01.d
Acq On : 28 Jan 2022 11:38 am
Operator : VOA108:NLK
Sample : WG1600155-2
Misc : WG1600155,ICAL18682
ALS Vial : 1 Sample Multiplier: 1

Quant Time: Jan 28 12:35:47 2022
Quant Method : I:\VOLATILES\VOA108\2022\220128A\V108_220121A_8260.m
Quant Title : VOLATILES BY GC/MS
QLast Update : Mon Jan 24 08:59:42 2022
Response via : Initial Calibration

Sub List : 8260-Curve-IM-2CEVE - Megamix plus Diox-Iodomethane•

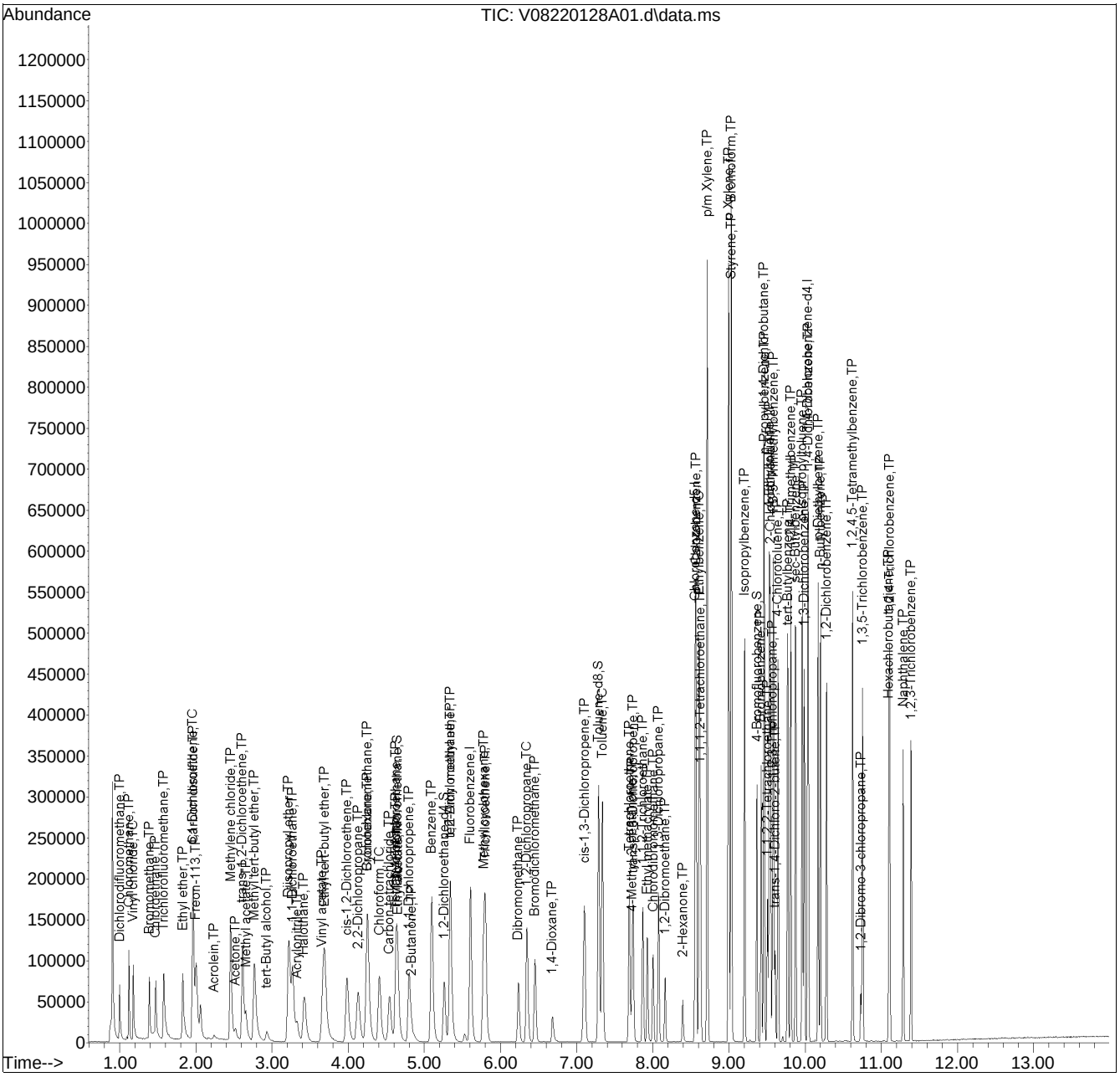

Manual Integration Report

Data Path	: I:\VOLATILES\VOA108\2022\2	QMethod	: V108_220121A_8260.m
Data File	: V08220128A01.d	Operator	: VOA108:NLK
Date Inj'd	: 1/28/2022 11:38 am	Instrument	: VOA 108
Sample	: WG1600155-2	Quant Date	: 1/28/2022 12:35 pm

There are no manual integrations or false positives in this file.

Evaluate Continuing Calibration Report

Data Path : I:\VOLATILES\VOA105\2022\220201A\
Data File : V05220201A01.d
Acq On : 1 Feb 2022 7:19 am
Operator : VOA105:PD
Sample : WG1600175-2
Misc : WG1600175,ICAL18692
ALS Vial : 1 Sample Multiplier: 1

Quant Time: Feb 01 08:16:40 2022
Quant Method : I:\VOLATILES\VOA105\2022\220201A\V105_220126A_8260.m
Quant Title : VOLATILES BY GC/MS
QLast Update : Wed Jan 26 21:19:35 2022
Response via : Initial Calibration

Min. RRF : 0.000 Min. Rel. Area : 50% Max. R.T. Dev 0.50min
Max. RRF Dev : 20% Max. Rel. Area : 200%

		Compound	AvgRF	CCRF	%Dev	Area%	Dev(min)
1	I	Fluorobenzene	1.000	1.000	0.0	89	0.00
2	TP	Dichlorodifluoromethane	0.229	0.196	14.4	69	0.00
3	TP	Chloromethane	0.344	0.284	17.4	63	0.00
4	TC	Vinyl chloride	* 10.000	9.474	5.3	71	0.00
5	TP	Bromomethane	0.130	0.169	-30.0#	108	-0.01
6	TP	Chloroethane	0.157	0.141	10.2	68	0.00
7	TP	Trichlorofluoromethane	* 10.000	9.572	4.3	81	0.00
8	TP	Ethyl ether	0.075	0.073	2.7	79	0.00
10	TC	1,1-Dichloroethene	* 10.000	10.874	-8.7	84	-0.01
11	TP	Carbon disulfide	0.529	0.538	-1.7	79	0.00
12	TP	Freon-113	0.201	0.219	-9.0	90	0.00
14	TP	Acrolein	0.01091	0.00763#	30.1#	61	0.00
15	TP	Methylene chloride	0.222	0.211	5.0	80	0.00
17	TP	Acetone	0.025	0.024	4.0	100	0.00
18	TP	trans-1,2-Dichloroethene	0.214	0.232	-8.4	84	0.00
19	TP	Methyl acetate	0.077	0.066	14.3	76	0.00
20	TP	Methyl tert-butyl ether	0.316	0.329	-4.1	89	0.00
21	TP	tert-Butyl alcohol	0.00512	0.00628#	-22.7#	106	0.00
22	TP	Diisopropyl ether	0.678	0.587	13.4	74	0.00
23	TP	1,1-Dichloroethane	0.430	0.411	4.4	75	0.00
24	TP	Halothane	0.172	0.194	-12.8	88	0.00
25	TP	Acrylonitrile	0.043	0.044	-2.3	83	0.00
26	TP	Ethyl tert-butyl ether	0.493	0.475	3.7	85	0.00
27	TP	Vinyl acetate	0.301	0.293	2.7	85	0.00
28	TP	cis-1,2-Dichloroethene	0.243	0.253	-4.1	83	0.00
29	TP	2,2-Dichloropropane	0.266	0.276	-3.8	81	0.00
30	TP	Bromochloromethane	0.112	0.124	-10.7	90	-0.01
31	TP	Cyclohexane	0.476	0.447	6.1	77	0.00
32	TC	Chloroform	0.361	0.354	1.9	80	0.00
33	TP	Ethyl acetate	0.107	0.092	14.0	78	0.00
34	TP	Carbon tetrachloride	* 10.000	10.075	-0.7	85	0.00
35	TP	Tetrahydrofuran	0.042	0.035	16.7	75	0.00
36	S	Dibromofluoromethane	0.265	0.270	-1.9	91	0.00
37	TP	1,1,1-Trichloroethane	0.316	0.338	-7.0	84	0.00
39	TP	2-Butanone	0.045	0.046	-2.2	84	0.00
40	TP	1,1-Dichloropropene	0.265	0.277	-4.5	83	0.00
41	TP	Benzene	0.781	0.798	-2.2	80	0.00
42	TP	tert-Amyl methyl ether	0.321	0.318	0.9	89	0.00
43	S	1,2-Dichloroethane-d4	0.252	0.257	-2.0	85	0.00

Data Path : I:\VOLATILES\VOA105\2022\220201A\
Data File : V05220201A01.d
Acq On : 1 Feb 2022 7:19 am
Operator : VOA105:PD
Sample : WG1600175-2
Misc : WG1600175,ICAL18692
ALS Vial : 1 Sample Multiplier: 1

Quant Time: Feb 01 08:16:40 2022
Quant Method : I:\VOLATILES\VOA105\2022\220201A\V105_220126A_8260.m
Quant Title : VOLATILES BY GC/MS
QLast Update : Wed Jan 26 21:19:35 2022
Response via : Initial Calibration

Min. RRF : 0.000 Min. Rel. Area : 50% Max. R.T. Dev 0.50min
Max. RRF Dev : 20% Max. Rel. Area : 200%

		Compound	AvgRF	CCRF	%Dev	Area%	Dev(min)
44	TP	1,2-Dichloroethane	0.250	0.237	5.2	79	0.00
47	TP	Methyl cyclohexane	0.375	0.374	0.3	86	0.00
48	TP	Trichloroethene	0.215	0.224	-4.2	84	0.00
50	TP	Dibromomethane	0.099	0.105	-6.1	89	0.00
51	TC	1,2-Dichloropropane	0.225	0.219	2.7	79	0.00
54	TP	Bromodichloromethane	0.253	0.246#	2.8	81	0.00
57	TP	1,4-Dioxane	0.00075	0.00102#	-36.0#	111	0.00
58	TP	cis-1,3-Dichloropropene	0.266	0.259#	2.6	81	0.00
59	I	Chlorobenzene-d5	1.000	1.000	0.0	94	0.00
60	S	Toluene-d8	1.236	1.176	4.9	88	0.00
61	TC	Toluene	0.657	0.666	-1.4	83	0.00
62	TP	4-Methyl-2-pentanone	0.047	0.047	0.0	87	0.00
63	TP	Tetrachloroethene	0.330	0.384	-16.4	97	0.00
65	TP	trans-1,3-Dichloropropene	* 10.000	8.694	13.1	81	0.00
67	TP	Ethyl methacrylate	0.184	0.180	2.2	83	0.00
68	TP	1,1,2-Trichloroethane	0.139	0.137#	1.4	86	0.00
69	TP	Chlorodibromomethane	0.239	0.246	-2.9	93	0.00
70	TP	1,3-Dichloropropane	0.323	0.315	2.5	88	0.00
71	TP	1,2-Dibromoethane	0.192	0.205	-6.8	95	-0.01
72	TP	2-Hexanone	0.085	0.073	14.1	79	0.00
73	TP	Chlorobenzene	0.778	0.801	-3.0	88	0.00
74	TC	Ethylbenzene	1.285	1.303	-1.4	83	0.00
75	TP	1,1,1,2-Tetrachloroethane	0.264	0.273	-3.4	94	0.00
76	TP	p/m Xylene	0.509	0.551	-8.3	87	0.00
77	TP	o Xylene	0.492	0.525	-6.7	86	0.00
78	TP	Styrene	0.781	0.824	-5.5	85	0.00
79	I	1,4-Dichlorobenzene-d4	1.000	1.000	0.0	99	0.00
80	TP	Bromoform	0.232	0.226	2.6	96	0.00
82	TP	Isopropylbenzene	2.375	2.363	0.5	87	0.00
83	S	4-Bromofluorobenzene	0.817	0.738	9.7	88	0.00
84	TP	Bromobenzene	0.582	0.592	-1.7	95	0.00
85	TP	n-Propylbenzene	2.661	2.645	0.6	86	0.00
86	TP	1,4-Dichlorobutane	0.628	0.536	14.6	80	0.00
87	TP	1,1,2,2-Tetrachloroethane	0.310	0.296	4.5	90	0.00
88	TP	4-Ethyltoluene	2.314	2.351	-1.6	88	0.00
89	TP	2-Chlorotoluene	1.610	1.485	7.8	83	0.00
90	TP	1,3,5-Trimethylbenzene	1.998	1.944	2.7	86	0.00

Evaluate Continuing Calibration Report

Data Path : I:\VOLATILES\VOA105\2022\220201A\
Data File : V05220201A01.d
Acq On : 1 Feb 2022 7:19 am
Operator : VOA105:PD
Sample : WG1600175-2
Misc : WG1600175,ICAL18692
ALS Vial : 1 Sample Multiplier: 1

Quant Time: Feb 01 08:16:40 2022
Quant Method : I:\VOLATILES\VOA105\2022\220201A\V105_220126A_8260.m
Quant Title : VOLATILES BY GC/MS
QLast Update : Wed Jan 26 21:19:35 2022
Response via : Initial Calibration

Min. RRF : 0.000 Min. Rel. Area : 50% Max. R.T. Dev 0.50min
Max. RRF Dev : 20% Max. Rel. Area : 200%

	Compound	AvgRF	CCRF	%Dev	Area%	Dev(min)
91 TP	1,2,3-Trichloropropane	0.252	0.228	9.5	88	0.00
92 TP	trans-1,4-Dichloro-2-butene	0.105	0.084	20.0	75	0.00
93 TP	4-Chlorotoluene	1.654	1.548	6.4	84	0.00
94 TP	tert-Butylbenzene	1.774	1.817	-2.4	91	0.00
97 TP	1,2,4-Trimethylbenzene	1.948	1.895	2.7	85	0.00
98 TP	sec-Butylbenzene	2.446	2.472	-1.1	86	0.00
99 TP	p-Isopropyltoluene	2.200	2.311	-5.0	91	0.00
100 TP	1,3-Dichlorobenzene	1.153	1.170	-1.5	92	0.00
101 TP	1,4-Dichlorobenzene	1.151	1.170	-1.7	94	0.00
102 TP	p-Diethylbenzene	1.331	1.364	-2.5	91	0.00
103 TP	n-Butylbenzene	1.708	1.648	3.5	84	0.00
104 TP	1,2-Dichlorobenzene	1.010	1.050	-4.0	94	0.00
105 TP	1,2,4,5-Tetramethylbenzene	1.821	1.800	1.2	88	0.00
106 TP	1,2-Dibromo-3-chloropropane	0.048	0.049	-2.1	101	0.00
107 TP	1,3,5-Trichlorobenzene	0.736	0.782	-6.3	95	0.00
108 TP	Hexachlorobutadiene	0.288	0.320	-11.1	104	0.00
109 TP	1,2,4-Trichlorobenzene	0.569	0.621	-9.1	101	0.00
110 TP	Naphthalene	0.968	1.045	-8.0	104	0.00
111 TP	1,2,3-Trichlorobenzene	0.438	0.487	-11.2	104	0.00

* Evaluation of CC level amount vs concentration.
(#) = Out of Range SPCC's out = 6 CCC's out = 0

Quantitation Report (QT Reviewed)

Data Path : I:\VOLATILES\VOA105\2022\220201A\
Data File : V05220201A01.d
Acq On : 1 Feb 2022 7:19 am
Operator : VOA105:PD
Sample : WG1600175-2
Misc : WG1600175,ICAL18692
ALS Vial : 1 Sample Multiplier: 1

Quant Time: Feb 01 08:16:40 2022
Quant Method : I:\VOLATILES\VOA105\2022\220201A\V105_220126A_8260.m
Quant Title : VOLATILES BY GC/MS
QLast Update : Wed Jan 26 21:19:35 2022
Response via : Initial Calibration

CCAL FILE(s) : 1 - I:\VOLATILES\VOA105\2022\220201A\V05220201A01.d
Sub List : 8260-Curve-IM-2CEVE - Megamix plus Diox-Iodomethane

Compound	R.T.	QIon	Response	Conc Units	Dev(Min)
Internal Standards					
1) Fluorobenzene	5.860	96	669932	10.000 ug/L	0.00
Standard Area 1 = 669932			Recovery = 100.00%		
59) Chlorobenzene-d5	9.373	117	563776	10.000 ug/L	0.00
Standard Area 1 = 563776			Recovery = 100.00%		
79) 1,4-Dichlorobenzene-d4	12.106	152	343330	10.000 ug/L	0.00
Standard Area 1 = 343330			Recovery = 100.00%		
System Monitoring Compounds					
36) Dibromofluoromethane	5.068	113	180814	10.193 ug/L	0.00
Spiked Amount 10.000	Range 70 - 130		Recovery = 101.93%		
43) 1,2-Dichloroethane-d4	5.587	65	171898	10.180 ug/L	0.00
Spiked Amount 10.000	Range 70 - 130		Recovery = 101.80%		
60) Toluene-d8	7.533	98	662764	9.511 ug/L	0.00
Spiked Amount 10.000	Range 70 - 130		Recovery = 95.11%		
83) 4-Bromofluorobenzene	10.881	95	253432	9.033 ug/L	0.00
Spiked Amount 10.000	Range 70 - 130		Recovery = 90.33%		
Target Compounds					Qvalue
2) Dichlorodifluoromethane	1.576	85	131393	8.565 ug/L	98
3) Chloromethane	1.762	50	190547	8.278 ug/L	98
4) Vinyl chloride	1.841	62	170487	9.474 ug/L	96
5) Bromomethane	2.134	94	113108	12.977 ug/L	100
6) Chloroethane	2.251	64	94721	9.020 ug/L	94
7) Trichlorofluoromethane	2.378	101	197674	9.572 ug/L	95
8) Ethyl ether	2.662	74	48635	9.740 ug/L #	63
10) 1,1-Dichloroethene	2.848	96	140473	10.874 ug/L	93
11) Carbon disulfide	2.877	76	360745	10.184 ug/L	99
12) Freon-113	2.877	101	146656	10.898 ug/L	92
14) Acrolein	3.190	56	5111	6.994 ug/L	99
15) Methylene chloride	3.396	84	141326	9.486 ug/L	78
17) Acetone	3.454	43	16135	9.775 ug/L #	89
18) trans-1,2-Dichloroethene	3.542	96	155559	10.836 ug/L	99
19) Methyl acetate	3.552	43	44152	8.514 ug/L #	87
20) Methyl tert-butyl ether	3.630	73	220583	10.411 ug/L #	86
21) tert-Butyl alcohol	3.738	59	21051	61.414 ug/L	93
22) Diisopropyl ether	3.973	45	393307	8.656 ug/L	88
23) 1,1-Dichloroethane	4.119	63	275386	9.558 ug/L	95
24) Halothane	4.168	117	129792	11.278 ug/L	99
25) Acrylonitrile	4.178	53	29300	10.180 ug/L #	88

Data Path : I:\VOLATILES\VOA105\2022\220201A\
Data File : V05220201A01.d
Acq On : 1 Feb 2022 7:19 am
Operator : VOA105:PD
Sample : WG1600175-2
Misc : WG1600175,ICAL18692
ALS Vial : 1 Sample Multiplier: 1

Quant Time: Feb 01 08:16:40 2022
Quant Method : I:\VOLATILES\VOA105\2022\220201A\V105_220126A_8260.m
Quant Title : VOLATILES BY GC/MS
QLast Update : Wed Jan 26 21:19:35 2022
Response via : Initial Calibration

CCAL FILE(s) : 1 - I:\VOLATILES\VOA105\2022\220201A\V05220201A01.d
Sub List : 8260-Curve-IM-2CEVE - Megamix plus Diox-Iodomethane

Compound	R.T.	QIon	Response	Conc	Units		Dev(Min)
26) Ethyl tert-butyl ether	4.315	59	318378	9.641	ug/L		88
27) Vinyl acetate	4.344	43	196407	9.747	ug/L		97
28) cis-1,2-Dichloroethene	4.628	96	169717	10.424	ug/L		98
29) 2,2-Dichloropropane	4.726	77	184668	10.374	ug/L		89
30) Bromochloromethane	4.814	128	83023	11.057	ug/L		99
31) Cyclohexane	4.804	56	299706	9.397	ug/L		70
32) Chloroform	4.892	83	237005	9.802	ug/L		99
33) Ethyl acetate	5.000	43	61781	8.606	ug/L		96
34) Carbon tetrachloride	5.010	117	204716	10.075	ug/L		97
35) Tetrahydrofuran	5.039	42	23527	8.264	ug/L	#	83
37) 1,1,1-Trichloroethane	5.078	97	226691	10.724	ug/L		98
39) 2-Butanone	5.186	43	30811	10.166	ug/L	#	74
40) 1,1-Dichloropropene	5.195	75	185559	10.454	ug/L		91
41) Benzene	5.440	78	534710	10.221	ug/L	#	94
42) tert-Amyl methyl ether	5.538	73	213087	9.912	ug/L		90
44) 1,2-Dichloroethane	5.655	62	159076	9.507	ug/L		98
47) Methyl cyclohexane	6.007	83	250859	9.997	ug/L	#	74
48) Trichloroethene	6.027	95	150168	10.433	ug/L	#	80
50) Dibromomethane	6.477	93	70321	10.587	ug/L	#	76
51) 1,2-Dichloropropane	6.574	63	146658	9.725	ug/L	#	86
54) Bromodichloromethane	6.653	83	164848	9.710	ug/L	#	96
57) 1,4-Dioxane	6.868	88	34296	684.615	ug/L	#	83
58) cis-1,3-Dichloropropene	7.337	75	173470	9.734	ug/L		97
61) Toluene	7.592	92	375461	10.131	ug/L		99
62) 4-Methyl-2-pentanone	8.032	58	26438	9.964	ug/L		90
63) Tetrachloroethene	8.032	166	216503	11.646	ug/L	#	83
65) trans-1,3-Dichloropropene	8.081	75	129666	8.694	ug/L		94
67) Ethyl methacrylate	8.267	69	101421	9.801	ug/L		94
68) 1,1,2-Trichloroethane	8.267	83	77196	9.866	ug/L		94
69) Chlorodibromomethane	8.472	129	138510	10.283	ug/L		95
70) 1,3-Dichloropropane	8.589	76	177855	9.759	ug/L		100
71) 1,2-Dibromoethane	8.746	107	115625	10.687	ug/L		99
72) 2-Hexanone	9.040	43	40911	8.587	ug/L		95
73) Chlorobenzene	9.392	112	451412	10.294	ug/L	#	82
74) Ethylbenzene	9.422	91	734454	10.141	ug/L		89
75) 1,1,1,2-Tetrachloroethane	9.471	131	153770	10.346	ug/L		98
76) p/m Xylene	9.608	106	621562	21.649	ug/L		77
77) o Xylene	10.156	106	591415	21.301	ug/L		76
78) Styrene	10.225	104	928953	21.109	ug/L	#	81
80) Bromoform	10.264	173	77426	9.731	ug/L		97

Quantitation Report (QT Reviewed)

Data Path : I:\VOLATILES\VOA105\2022\220201A\
Data File : V05220201A01.d
Acq On : 1 Feb 2022 7:19 am
Operator : VOA105:PD
Sample : WG1600175-2
Misc : WG1600175,ICAL18692
ALS Vial : 1 Sample Multiplier: 1

Quant Time: Feb 01 08:16:40 2022
Quant Method : I:\VOLATILES\VOA105\2022\220201A\V105_220126A_8260.m
Quant Title : VOLATILES BY GC/MS
QLast Update : Wed Jan 26 21:19:35 2022
Response via : Initial Calibration

CCAL FILE(s) : 1 - I:\VOLATILES\VOA105\2022\220201A\V05220201A01.d
Sub List : 8260-Curve-IM-2CEVE - Megamix plus Diox-Iodomethane

	Compound	R.T.	QIon	Response	Conc	Units		Dev(Min)
82)	Isopropylbenzene	10.539	105	811460	9.952	ug/L		94
84)	Bromobenzene	10.999	156	203387	10.186	ug/L		99
85)	n-Propylbenzene	11.038	91	908027	9.939	ug/L	#	89
86)	1,4-Dichlorobutane	11.068	55	183986	8.532	ug/L	#	87
87)	1,1,2,2-Tetrachloroethane	11.136	83	101600	9.548	ug/L		98
88)	4-Ethyltoluene	11.165	105	807058	10.158	ug/L		94
89)	2-Chlorotoluene	11.205	91	509957M6	9.227	ug/L		
90)	1,3,5-Trimethylbenzene	11.263	105	667559	9.730	ug/L		88
91)	1,2,3-Trichloropropane	11.283	75	78169	9.025	ug/L		88
92)	trans-1,4-Dichloro-2-b...	11.332	53	28782	7.980	ug/L	#	90
93)	4-Chlorotoluene	11.391	91	531355	9.355	ug/L	#	79
94)	tert-Butylbenzene	11.606	119	623938	10.246	ug/L		93
97)	1,2,4-Trimethylbenzene	11.685	105	650499	9.726	ug/L		89
98)	sec-Butylbenzene	11.792	105	848760	10.107	ug/L		92
99)	p-Isopropyltoluene	11.949	119	793397	10.506	ug/L		91
100)	1,3-Dichlorobenzene	12.028	146	401819	10.149	ug/L		95
101)	1,4-Dichlorobenzene	12.125	146	401572	10.162	ug/L		95
102)	p-Diethylbenzene	12.331	119	468285	10.246	ug/L		92
103)	n-Butylbenzene	12.390	91	565790	9.646	ug/L	#	94
104)	1,2-Dichlorobenzene	12.547	146	360584	10.398	ug/L		95
105)	1,2,4,5-Tetramethylben...	13.125	119	618093	9.886	ug/L		88
106)	1,2-Dibromo-3-chloropr...	13.330	155	16916	10.257	ug/L		98
107)	1,3,5-Trichlorobenzene	13.360	180	268378	10.625	ug/L	#	95
108)	Hexachlorobutadiene	13.928	225	109762	11.097	ug/L		99
109)	1,2,4-Trichlorobenzene	13.957	180	213207	10.922	ug/L		98
110)	Naphthalene	14.251	128	358767	10.800	ug/L		100
111)	1,2,3-Trichlorobenzene	14.418	180	167115	11.118	ug/L		98

(#) = qualifier out of range (m) = manual integration (+) = signals summed

Quantitation Report (QT Reviewed)

Data Path : I:\VOLATILES\VOA105\2022\220201A\
Data File : V05220201A01.d
Acq On : 1 Feb 2022 7:19 am
Operator : VOA105:PD
Sample : WG1600175-2
Misc : WG1600175,ICAL18692
ALS Vial : 1 Sample Multiplier: 1

Quant Time: Feb 01 08:16:40 2022
Quant Method : I:\VOLATILES\VOA105\2022\220201A\V105_220126A_8260.m
Quant Title : VOLATILES BY GC/MS
QLast Update : Wed Jan 26 21:19:35 2022
Response via : Initial Calibration

Sub List : 8260-Curve-IM-2CEVE - Megamix plus Diox-Iodomethane•

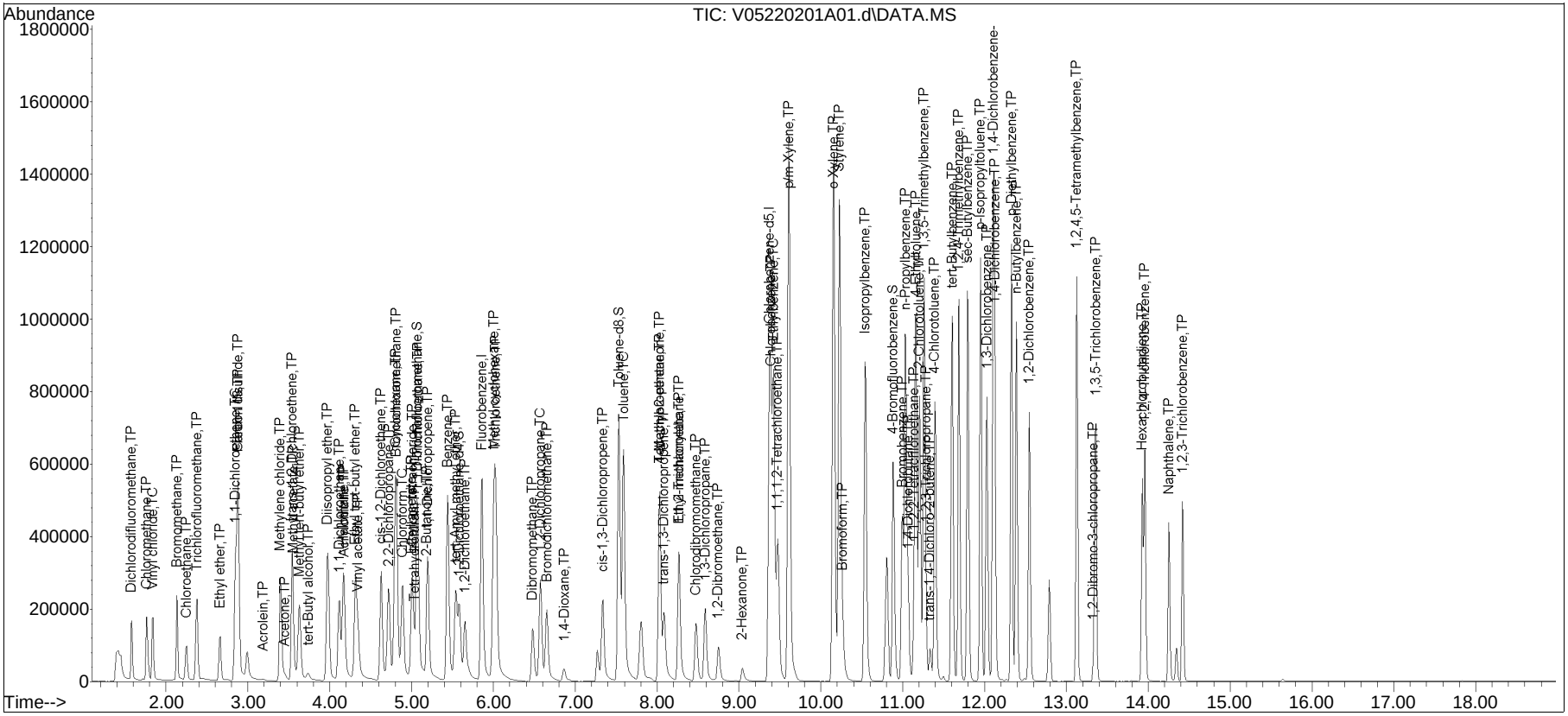

Manual Integration Report

Data Path : I:\VOLATILES\VOA105\2022\2QMethod : V105_220126A_8260.m
Data File : V05220201A01.d Operator : VOA105:PD
Date Inj'd : 2/1/2022 7:19 am Instrument : VOA 105
Sample : WG1600175-2 Quant Date : 2/1/2022 8:16 am

Compound #89: 2-Chlorotoluene

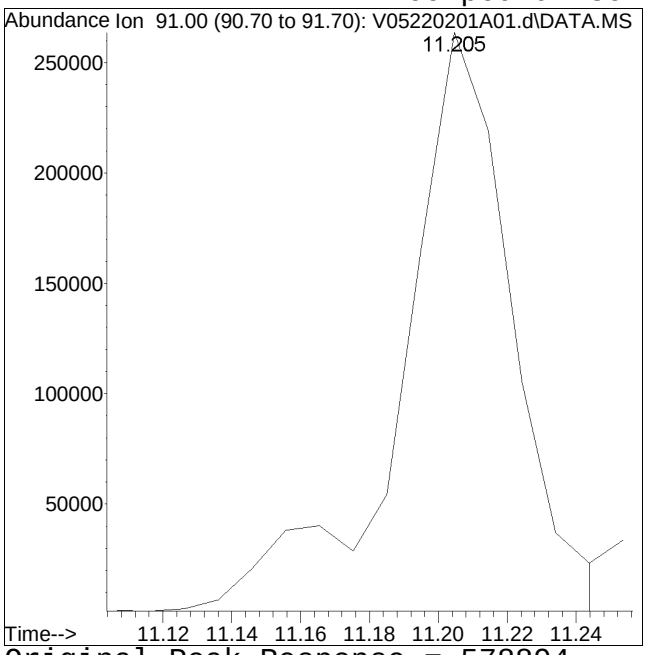

Original Peak Response = 578894

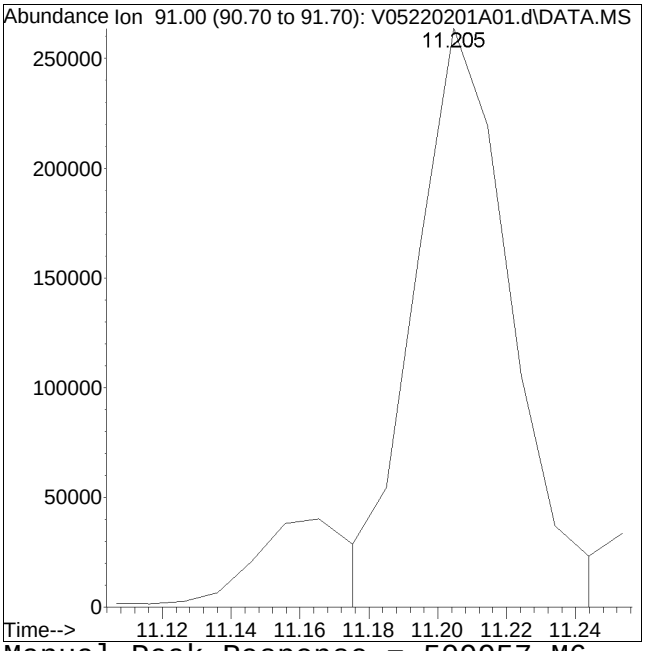

Manual Peak Response = 509957 M6

M6 = Misassignment of peak valley by automated integration (poor split of 2 peaks).

Data Path : I:\VOLATILES\VOA108\2022\220128A\
Data File : V08220128ABF2.d
Acq On : 28 Jan 2022 11:18 am
Operator : VOA108:NLK
Sample : WG1600155-1
Misc : WG1600155,ICAL18682
ALS Vial : 1 Sample Multiplier: 1

Integration File: rteint.p

Method : I:\VOLATILES\VOA108\2022\220128A\V108_220121A_8260.m
Title : VOLATILES BY GC/MS
Last Update : Mon Jan 24 08:59:42 2022

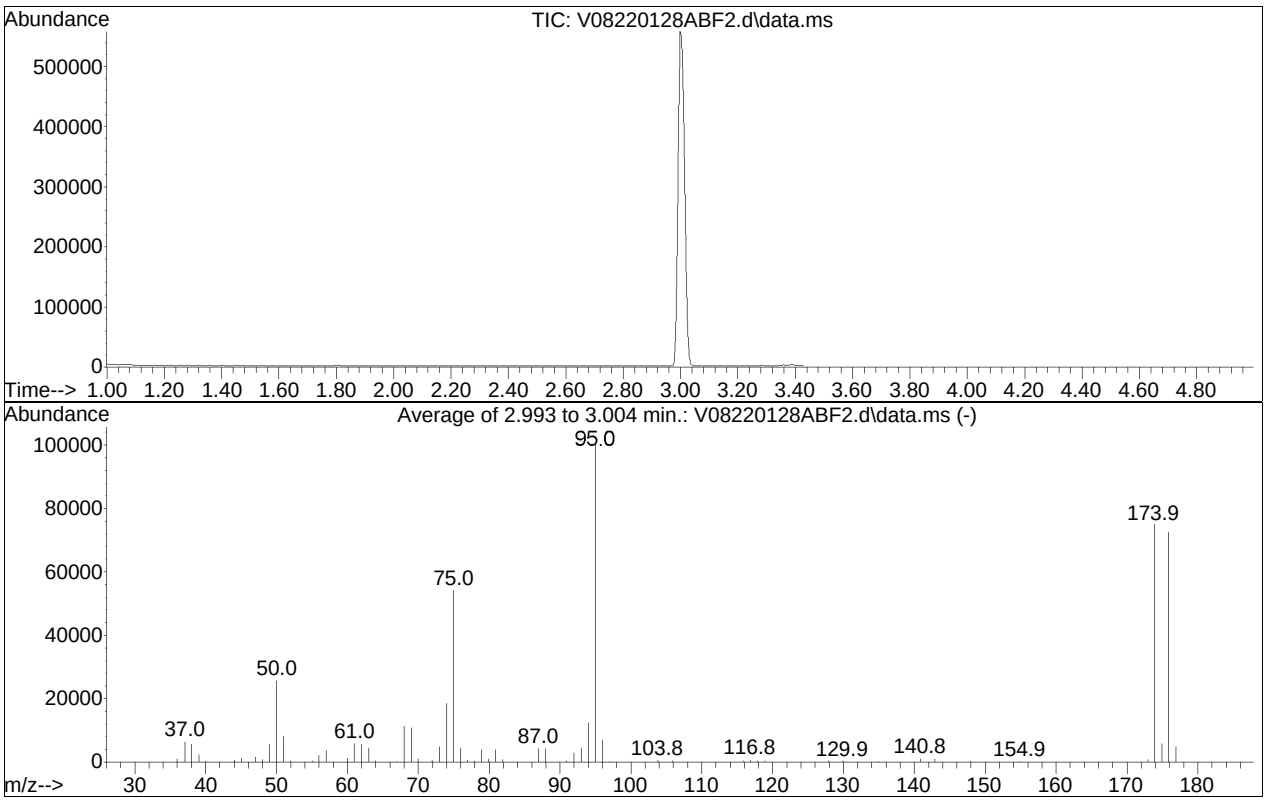

Spectrum Information: Average of 2.993 to 3.004 min.

Target Mass	Rel. to Mass	Lower Limit%	Upper Limit%	Rel. Abn%	Raw Abn	Result Pass/Fail
50	95	15	40	25.5	25677	PASS
75	95	30	60	53.8	54224	PASS
95	95	100	100	100.0	100765	PASS
96	95	5	9	6.9	6970	PASS
173	174	0.00	2	0.9	700	PASS
174	95	50	100	74.4	74981	PASS
175	174	5	9	7.8	5873	PASS
176	174	95	101	96.8	72576	PASS
177	176	5	9	6.6	4815	PASS

Data Path : I:\VOLATILES\VOA105\2022\220201A\
Data File : V05220201ABF1.d
Acq On : 1 Feb 2022 7:11 am
Operator : VOA105:PD
Sample : WG1600175-1
Misc : WG1600175,ICAL18692
ALS Vial : 1 Sample Multiplier: 1

Integration File: rteint.p

Method : I:\VOLATILES\VOA105\2022\220201A\V105_220126A_8260.m
Title : VOLATILES BY GC/MS
Last Update : Wed Jan 26 21:19:35 2022

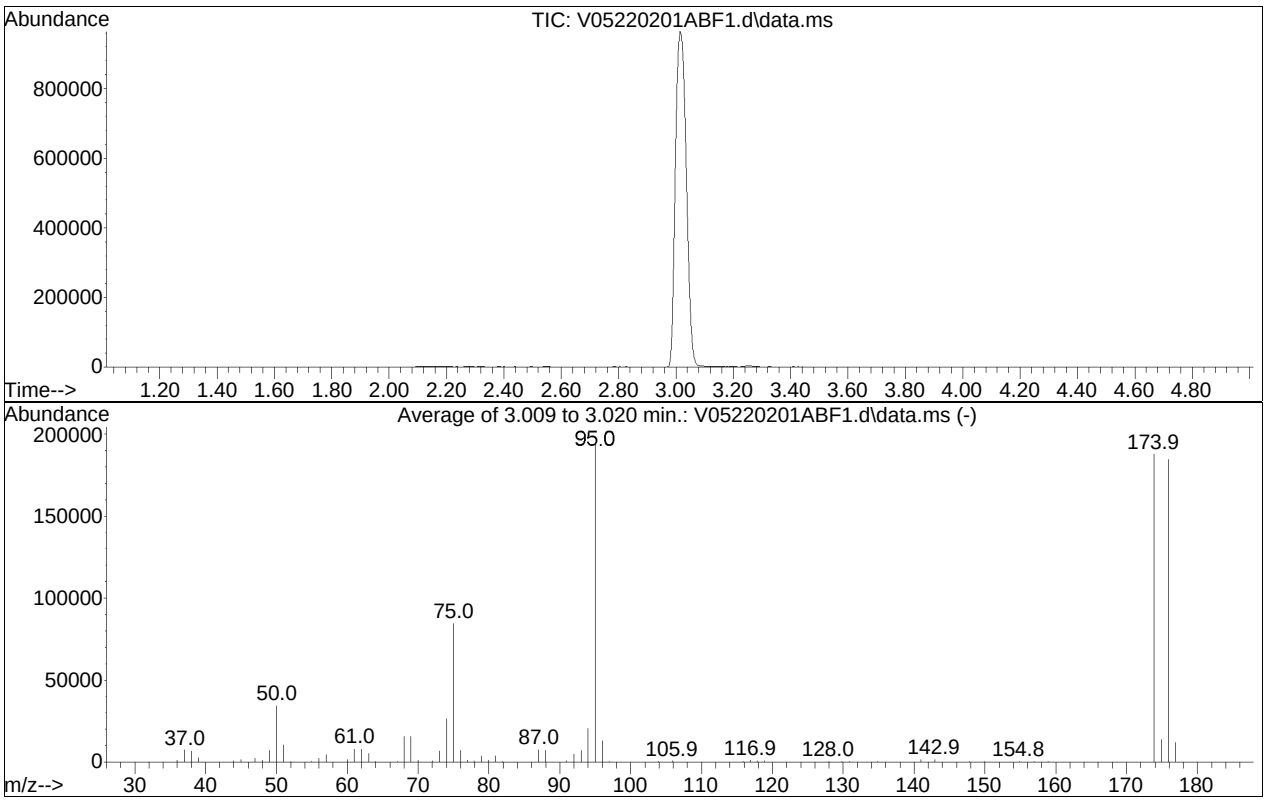

Spectrum Information: Average of 3.009 to 3.020 min.

Target Mass	Rel. to Mass	Lower Limit%	Upper Limit%	Rel. Abn%	Raw Abn	Result Pass/Fail
50	95	15	40	17.6	34283	PASS
75	95	30	60	43.5	84736	PASS
95	95	100	100	100.0	194837	PASS
96	95	5	9	6.7	12995	PASS
173	174	0.00	2	0.0	0	PASS
174	95	50	100	96.4	187840	PASS
175	174	5	9	7.4	13910	PASS
176	174	95	101	98.2	184512	PASS
177	176	5	9	6.5	11917	PASS

Volatiles Raw QC Data

Quantitation Report (QT Reviewed)

Data Path : I:\VOLATILES\VOA108\2022\220128A\
Data File : V08220128A05.d
Acq On : 28 Jan 2022 12:59 pm
Operator : VOA108:NLK
Sample : WG1600155-5,31,10,10
Misc : WG1600155,ICAL18682
ALS Vial : 5 Sample Multiplier: 1

Quant Time: Jan 31 14:00:41 2022
Quant Method : I:\VOLATILES\VOA108\2022\220128A\V108_220121A_8260.m
Quant Title : VOLATILES BY GC/MS
QLast Update : Mon Jan 24 08:59:42 2022
Response via : Initial Calibration

CCAL FILE(s) : 1 - I:\VOLATILES\VOA108\2022\220128A\V08220128A01.d
Sub List : 8260-Curve-IM-2CEVE - Megamix plus Diox-Iodomethane

Compound	R.T.	QIon	Response	Conc Units	Dev(Min)
Internal Standards					
1) Fluorobenzene	5.610	96	160223	10.000 ug/L	0.00
Standard Area 1 = 176781			Recovery = 90.63%		
59) Chlorobenzene-d5	8.556	117	122640	10.000 ug/L	0.00
Standard Area 1 = 131590			Recovery = 93.20%		
79) 1,4-Dichlorobenzene-d4	10.035	152	57505	10.000 ug/L	0.00
Standard Area 1 = 64481			Recovery = 89.18%		
System Monitoring Compounds					
36) Dibromofluoromethane	4.640	113	46355	10.720 ug/L	0.00
Spiked Amount 10.000	Range 70 - 130		Recovery = 107.20%		
43) 1,2-Dichloroethane-d4	5.258	65	54107	10.840 ug/L	0.00
Spiked Amount 10.000	Range 70 - 130		Recovery = 108.40%		
60) Toluene-d8	7.287	98	152878	9.936 ug/L	0.00
Spiked Amount 10.000	Range 70 - 130		Recovery = 99.36%		
83) 4-Bromofluorobenzene	9.369	95	54518	9.887 ug/L	0.00
Spiked Amount 10.000	Range 70 - 130		Recovery = 98.87%		
Target Compounds					Qvalue
4) Vinyl chloride	0.000		0	N.D.	
10) 1,1-Dichloroethene	0.000		0	N.D.	
15) Methylene chloride	0.000		0	N.D.	
17) Acetone	2.506	43	58	N.D.	
18) trans-1,2-Dichloroethene	0.000		0	N.D.	
20) Methyl tert-butyl ether	0.000		0	N.D.	
23) 1,1-Dichloroethane	0.000		0	N.D.	
28) cis-1,2-Dichloroethene	0.000		0	N.D.	
32) Chloroform	0.000		0	N.D.	
34) Carbon tetrachloride	0.000		0	N.D.	
37) 1,1,1-Trichloroethane	0.000		0	N.D.	
39) 2-Butanone	0.000		0	N.D.	
41) Benzene	0.000		0	N.D.	
44) 1,2-Dichloroethane	0.000		0	N.D.	
48) Trichloroethene	0.000		0	N.D.	
57) 1,4-Dioxane	0.000		0	N.D.	
61) Toluene	7.340	92	49	N.D.	
63) Tetrachloroethene	0.000		0	N.D.	
73) Chlorobenzene	8.567	112	211	N.D.	
74) Ethylbenzene	8.609	91	364	N.D.	

Data Path : I:\VOLATILES\VOA108\2022\220128A\
Data File : V08220128A05.d
Acq On : 28 Jan 2022 12:59 pm
Operator : VOA108:NLK
Sample : WG1600155-5,31,10,10
Misc : WG1600155,ICAL18682
ALS Vial : 5 Sample Multiplier: 1

Quant Time: Jan 31 14:00:41 2022
Quant Method : I:\VOLATILES\VOA108\2022\220128A\V108_220121A_8260.m
Quant Title : VOLATILES BY GC/MS
QLast Update : Mon Jan 24 08:59:42 2022
Response via : Initial Calibration

CCAL FILE(s) : 1 - I:\VOLATILES\VOA108\2022\220128A\V08220128A01.d
Sub List : 8260-Curve-IM-2CEVE - Megamix plus Diox-Iodomethane

	Compound	R.T.	QIon	Response	Conc	Units	Dev(Min)
76)	p/m Xylene	8.713	106	389	N.D.		
77)	o Xylene	8.997	106	60	N.D.		
85)	n-Propylbenzene	9.463	91	768	N.D.		
90)	1,3,5-Trimethylbenzene	9.579	105	193	N.D.		
94)	tert-Butylbenzene	9.767	119	58	N.D.		
97)	1,2,4-Trimethylbenzene	9.809	105	398	N.D.		
98)	sec-Butylbenzene	9.877	105	446	N.D.		
100)	1,3-Dichlorobenzene	9.987	146	452	N.D.		
101)	1,4-Dichlorobenzene	10.040	146	580	N.D.		
103)	n-Butylbenzene	10.202	91	893	N.D.		
104)	1,2-Dichlorobenzene	10.281	146	232	N.D.		

(#) = qualifier out of range (m) = manual integration (+) = signals summed

Quantitation Report (QT Reviewed)

Data Path : I:\VOLATILES\VOA108\2022\220128A\
Data File : V08220128A05.d
Acq On : 28 Jan 2022 12:59 pm
Operator : VOA108:NLK
Sample : WG1600155-5,31,10,10
Misc : WG1600155,ICAL18682
ALS Vial : 5 Sample Multiplier: 1

Quant Time: Jan 31 14:00:41 2022
Quant Method : I:\VOLATILES\VOA108\2022\220128A\V108_220121A_8260.m
Quant Title : VOLATILES BY GC/MS
QLast Update : Mon Jan 24 08:59:42 2022
Response via : Initial Calibration

Sub List : 8260-Curve-IM-2CEVE - Megamix plus Diox-Iodomethane•

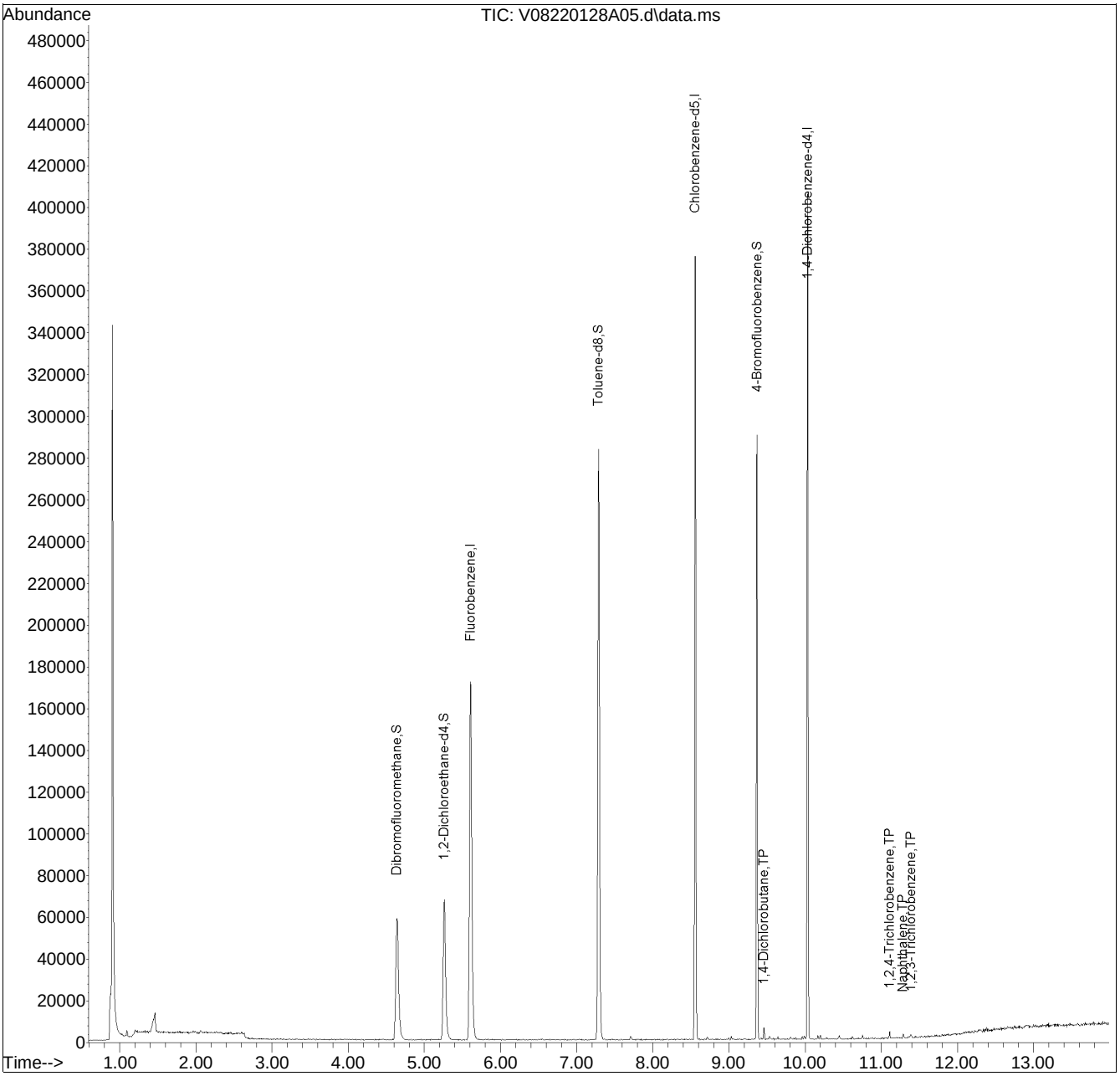

Manual Integration Report

Data Path	: I:\VOLATILES\VOA108\2022\2	QMethod	: V108_220121A_8260.m
Data File	: V08220128A05.d	Operator	: VOA108:NLK
Date Inj'd	: 1/28/2022 12:59 pm	Instrument	: VOA 108
Sample	: WG1600155-5,31,10,10	Quant Date	: 1/31/2022 1:52 pm

There are no manual integrations or false positives in this file.

Quantitation Report (QT Reviewed)

Data Path : I:\VOLATILES\VOA105\2022\220201A\
Data File : V05220201A05.d
Acq On : 1 Feb 2022 8:50 am
Operator : VOA105:PD
Sample : WG1600175-5,31,10,10
Misc : WG1600175,ICAL18692
ALS Vial : 5 Sample Multiplier: 1

Quant Time: Feb 01 09:37:36 2022
Quant Method : I:\VOLATILES\VOA105\2022\220201A\V105_220126A_8260.m
Quant Title : VOLATILES BY GC/MS
QLast Update : Wed Jan 26 21:19:35 2022
Response via : Initial Calibration

CCAL FILE(s) : 1 - I:\VOLATILES\VOA105\2022\220201A\V05220201A01.d
Sub List : 8260-Curve-IM-2CEVE - Megamix plus Diox-Iodomethane

Compound	R.T.	QIon	Response	Conc	Units	Dev(Min)
Internal Standards						
1) Fluorobenzene	5.860	96	627543	10.000	ug/L	0.00
Standard Area 1 = 669932			Recovery = 93.67%			
59) Chlorobenzene-d5	9.373	117	566534	10.000	ug/L	0.00
Standard Area 1 = 563776			Recovery = 100.49%			
79) 1,4-Dichlorobenzene-d4	12.106	152	342335	10.000	ug/L	0.00
Standard Area 1 = 343330			Recovery = 99.71%			
System Monitoring Compounds						
36) Dibromofluoromethane	5.068	113	178649	10.751	ug/L	0.00
Spiked Amount 10.000	Range 70 - 130		Recovery = 107.51%			
43) 1,2-Dichloroethane-d4	5.587	65	161677	10.222	ug/L	0.00
Spiked Amount 10.000	Range 70 - 130		Recovery = 102.22%			
60) Toluene-d8	7.533	98	636969	9.096	ug/L	0.00
Spiked Amount 10.000	Range 70 - 130		Recovery = 90.96%			
83) 4-Bromofluorobenzene	10.881	95	255991	9.151	ug/L	0.00
Spiked Amount 10.000	Range 70 - 130		Recovery = 91.51%			
Target Compounds						Qvalue
4) Vinyl chloride	0.000		0	N.D.		
10) 1,1-Dichloroethene	0.000		0	N.D.		
15) Methylene chloride	3.396	84	359	N.D.		
17) Acetone	0.000		0	N.D.	d	
18) trans-1,2-Dichloroethene	0.000		0	N.D.		
20) Methyl tert-butyl ether	0.000		0	N.D.		
23) 1,1-Dichloroethane	0.000		0	N.D.		
28) cis-1,2-Dichloroethene	4.687	96	106	N.D.		
32) Chloroform	0.000		0	N.D.		
34) Carbon tetrachloride	0.000		0	N.D.		
37) 1,1,1-Trichloroethane	0.000		0	N.D.		
39) 2-Butanone	0.000		0	N.D.		
41) Benzene	0.000		0	N.D.		
44) 1,2-Dichloroethane	5.675	62	93	N.D.		
48) Trichloroethene	6.066	95	346	N.D.		
57) 1,4-Dioxane	0.000		0	N.D.		
61) Toluene	7.592	92	485	N.D.		
63) Tetrachloroethene	0.000		0	N.D.		
73) Chlorobenzene	9.392	112	113	N.D.		
74) Ethylbenzene	9.441	91	1006	N.D.		

Data Path : I:\VOLATILES\VOA105\2022\220201A\
Data File : V05220201A05.d
Acq On : 1 Feb 2022 8:50 am
Operator : VOA105:PD
Sample : WG1600175-5,31,10,10
Misc : WG1600175,ICAL18692
ALS Vial : 5 Sample Multiplier: 1

Quant Time: Feb 01 09:37:36 2022
Quant Method : I:\VOLATILES\VOA105\2022\220201A\V105_220126A_8260.m
Quant Title : VOLATILES BY GC/MS
QLast Update : Wed Jan 26 21:19:35 2022
Response via : Initial Calibration

CCAL FILE(s) : 1 - I:\VOLATILES\VOA105\2022\220201A\V05220201A01.d
Sub List : 8260-Curve-IM-2CEVE - Megamix plus Diox-Iodomethane

	Compound	R.T.	QIon	Response	Conc	Units	Dev(Min)
76)	p/m Xylene	9.637	106	760	N.D.		
77)	o Xylene	10.156	106	90	N.D.		
85)	n-Propylbenzene	11.058	91	1160	N.D.		
90)	1,3,5-Trimethylbenzene	11.273	105	1191	N.D.		
94)	tert-Butylbenzene	11.606	119	899	N.D.		
97)	1,2,4-Trimethylbenzene	11.704	105	1558	N.D.		
98)	sec-Butylbenzene	11.802	105	1602	N.D.		
100)	1,3-Dichlorobenzene	12.047	146	958	N.D.		
101)	1,4-Dichlorobenzene	12.125	146	1175	N.D.		
103)	n-Butylbenzene	12.410	91	1898	N.D.		
104)	1,2-Dichlorobenzene	12.556	146	988	N.D.		

(#) = qualifier out of range (m) = manual integration (+) = signals summed

Quantitation Report (QT Reviewed)

Data Path : I:\VOLATILES\VOA105\2022\220201A\
Data File : V05220201A05.d
Acq On : 1 Feb 2022 8:50 am
Operator : VOA105:PD
Sample : WG1600175-5,31,10,10
Misc : WG1600175,ICAL18692
ALS Vial : 5 Sample Multiplier: 1

Quant Time: Feb 01 09:37:36 2022
Quant Method : I:\VOLATILES\VOA105\2022\220201A\V105_220126A_8260.m
Quant Title : VOLATILES BY GC/MS
QLast Update : Wed Jan 26 21:19:35 2022
Response via : Initial Calibration

Sub List : 8260-Curve-IM-2CEVE - Megamix plus Diox-Iodomethane•

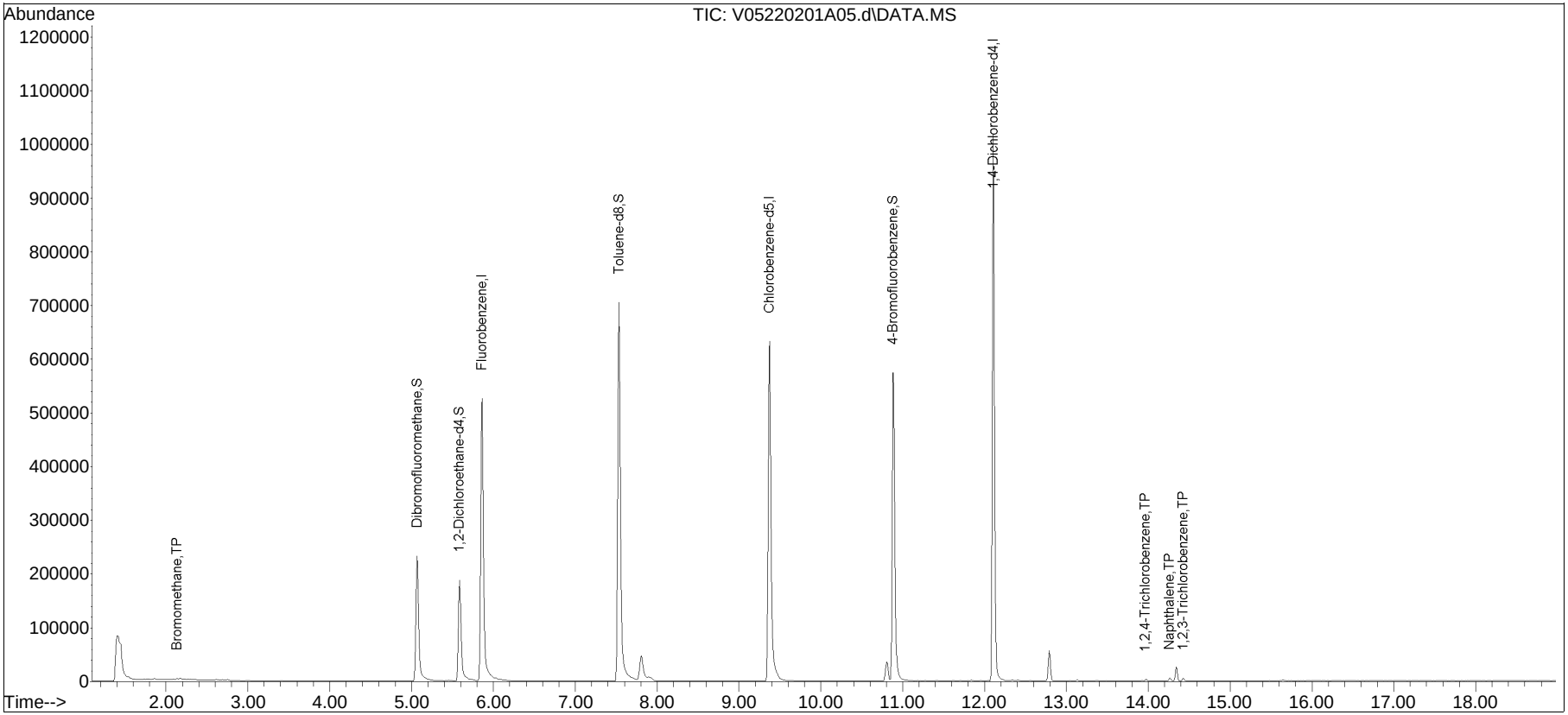

Manual Integration Report

Data Path	: I:\VOLATILES\VOA105\2022\2	QMethod	: V105_220126A_8260.m
Data File	: V05220201A05.d	Operator	: VOA105:PD
Date Inj'd	: 2/1/2022 8:50 am	Instrument	: VOA 105
Sample	: WG1600175-5,31,10,10	Quant Date	: 2/1/2022 9:37 am

There are no manual integrations or false positives in this file.

Quantitation Report (QT Reviewed)

Data Path : I:\VOLATILES\VOA108\2022\220128A\
Data File : V08220128A01.d
Acq On : 28 Jan 2022 11:38 am
Operator : VOA108:NLK
Sample : WG1600155-3,31,10,10
Misc : WG1600155,ICAL18682
ALS Vial : 1 Sample Multiplier: 1

Quant Time: Jan 28 12:35:47 2022
Quant Method : I:\VOLATILES\VOA108\2022\220128A\V108_220121A_8260.m
Quant Title : VOLATILES BY GC/MS
QLast Update : Mon Jan 24 08:59:42 2022
Response via : Initial Calibration

CCAL FILE(s) : 1 - I:\VOLATILES\VOA108\2022\220128A\V08220128A01.d
Sub List : 8260-Curve-IM-2CEVE - Megamix plus Diox-Iodomethane

Compound	R.T.	QIon	Response	Conc	Units	Dev(Min)
Internal Standards						
1) Fluorobenzene	5.604	96	176781	10.000	ug/L	0.00
Standard Area 1 = 176781			Recovery = 100.00%			
59) Chlorobenzene-d5	8.556	117	131590	10.000	ug/L	0.00
Standard Area 1 = 131590			Recovery = 100.00%			
79) 1,4-Dichlorobenzene-d4	10.035	152	64481	10.000	ug/L	0.00
Standard Area 1 = 64481			Recovery = 100.00%			
System Monitoring Compounds						
36) Dibromofluoromethane	4.645	113	49222	10.317	ug/L	0.00
Spiked Amount 10.000	Range 70 - 130		Recovery = 103.17%			
43) 1,2-Dichloroethane-d4	5.258	65	58148	10.558	ug/L	0.00
Spiked Amount 10.000	Range 70 - 130		Recovery = 105.58%			
60) Toluene-d8	7.287	98	166180	10.066	ug/L	0.00
Spiked Amount 10.000	Range 70 - 130		Recovery = 100.66%			
83) 4-Bromofluorobenzene	9.369	95	58477	9.458	ug/L	0.00
Spiked Amount 10.000	Range 70 - 130		Recovery = 94.58%			
Target Compounds						Qvalue
4) Vinyl chloride	1.179	62	52298	8.024	ug/L	98
10) 1,1-Dichloroethene	1.960	96	35984	7.709	ug/L	87
15) Methylene chloride	2.458	84	50344	10.124	ug/L	96
17) Acetone	2.521	43	13569	11.288	ug/L	97
18) trans-1,2-Dichloroethene	2.611	96	44302	8.491	ug/L	93
20) Methyl tert-butyl ether	2.768	73	111526	8.652	ug/L	96
23) 1,1-Dichloroethane	3.271	63	92827	8.982	ug/L	100
28) cis-1,2-Dichloroethene	3.984	96	47909	8.616	ug/L	82
32) Chloroform	4.414	83	83147	8.943	ug/L	96
34) Carbon tetrachloride	4.540	117	47789	7.331	ug/L	99
37) 1,1,1-Trichloroethane	4.629	97	60815	7.671	ug/L #	93
39) 2-Butanone	4.834	43	19402	9.520	ug/L #	68
41) Benzene	5.096	78	171977	8.717	ug/L	96
44) 1,2-Dichloroethane	5.342	62	69083	9.103	ug/L	98
48) Trichloroethene	5.804	95	42266	8.399	ug/L	94
57) 1,4-Dioxane	6.679	88	18421	483.383	ug/L	88
61) Toluene	7.340	92	105376	8.761	ug/L	98
63) Tetrachloroethene	7.691	166	39191	7.836	ug/L	92
73) Chlorobenzene	8.567	112	121581	8.960	ug/L	91
74) Ethylbenzene	8.609	91	197655	8.566	ug/L	98

Data Path : I:\VOLATILES\VOA108\2022\220128A\
Data File : V08220128A01.d
Acq On : 28 Jan 2022 11:38 am
Operator : VOA108:NLK
Sample : WG1600155-3,31,10,10
Misc : WG1600155,ICAL18682
ALS Vial : 1 Sample Multiplier: 1

Quant Time: Jan 28 12:35:47 2022
Quant Method : I:\VOLATILES\VOA108\2022\220128A\V108_220121A_8260.m
Quant Title : VOLATILES BY GC/MS
QLast Update : Mon Jan 24 08:59:42 2022
Response via : Initial Calibration

CCAL FILE(s) : 1 - I:\VOLATILES\VOA108\2022\220128A\V08220128A01.d
Sub List : 8260-Curve-IM-2CEVE - Megamix plus Diox-Iodomethane

	Compound	R.T.	QIon	Response	Conc	Units	Dev(Min)
76)	p/m Xylene	8.713	106	152812	17.182	ug/L	98
77)	o Xylene	8.997	106	152863	17.904	ug/L	91
85)	n-Propylbenzene	9.463	91	228326	8.387	ug/L	96
90)	1,3,5-Trimethylbenzene	9.584	105	159878	8.432	ug/L	89
94)	tert-Butylbenzene	9.773	119	137863	8.237	ug/L	97
97)	1,2,4-Trimethylbenzene	9.809	105	159488	8.447	ug/L	92
98)	sec-Butylbenzene	9.872	105	203380	8.310	ug/L	99
100)	1,3-Dichlorobenzene	9.988	146	96763	8.929	ug/L	97
101)	1,4-Dichlorobenzene	10.040	146	95962	8.785	ug/L	98
103)	n-Butylbenzene	10.202	91	152978	8.194	ug/L	99
104)	1,2-Dichlorobenzene	10.281	146	92302	9.134	ug/L	98

(#) = qualifier out of range (m) = manual integration (+) = signals summed

Quantitation Report (QT Reviewed)

Data Path : I:\VOLATILES\VOA108\2022\220128A\
Data File : V08220128A01.d
Acq On : 28 Jan 2022 11:38 am
Operator : VOA108:NLK
Sample : WG1600155-3,31,10,10
Misc : WG1600155,ICAL18682
ALS Vial : 1 Sample Multiplier: 1

Quant Time: Jan 28 12:35:47 2022
Quant Method : I:\VOLATILES\VOA108\2022\220128A\V108_220121A_8260.m
Quant Title : VOLATILES BY GC/MS
QLast Update : Mon Jan 24 08:59:42 2022
Response via : Initial Calibration

Sub List : 8260-Curve-IM-2CEVE - Megamix plus Diox-Iodomethane•

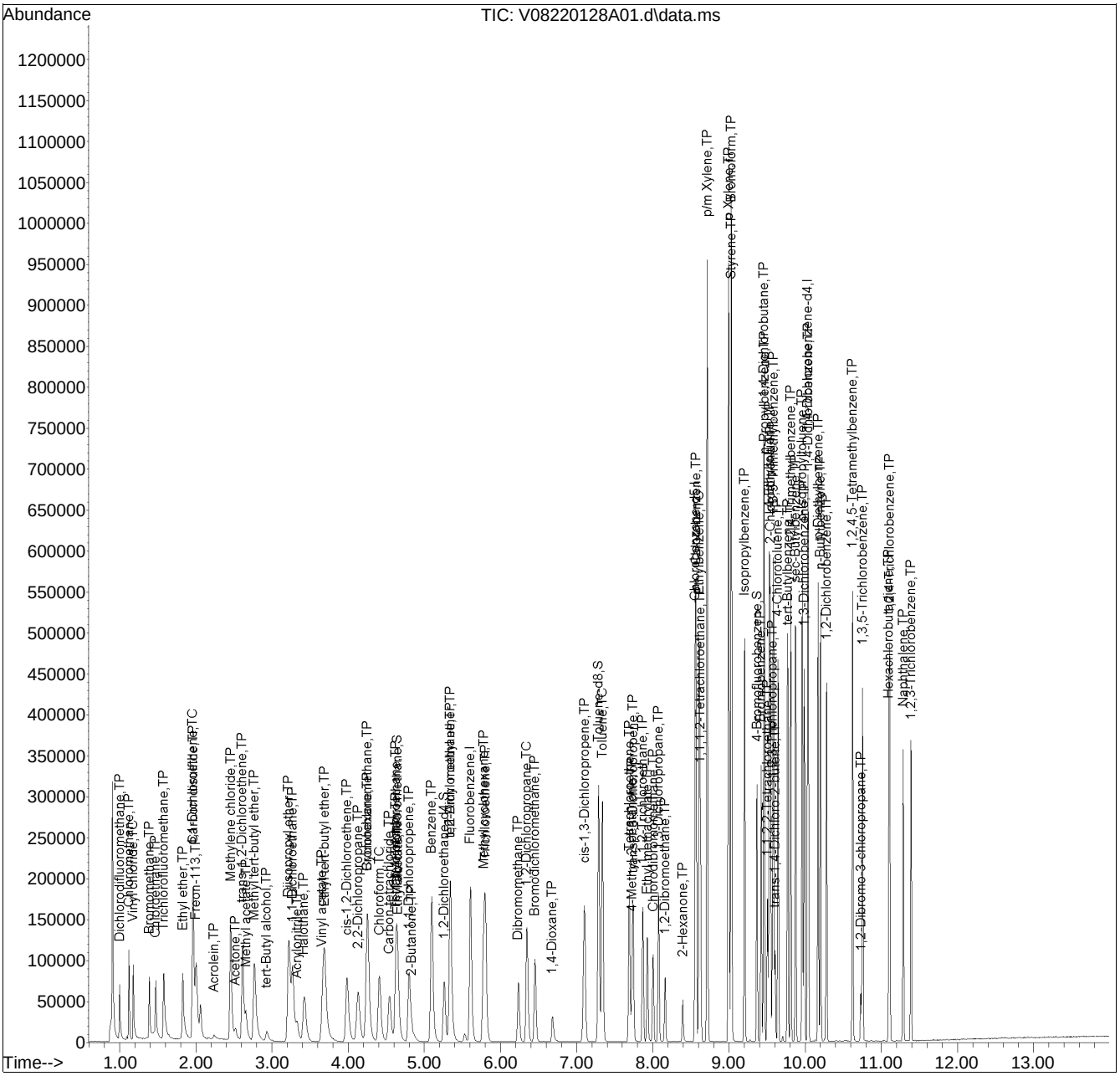

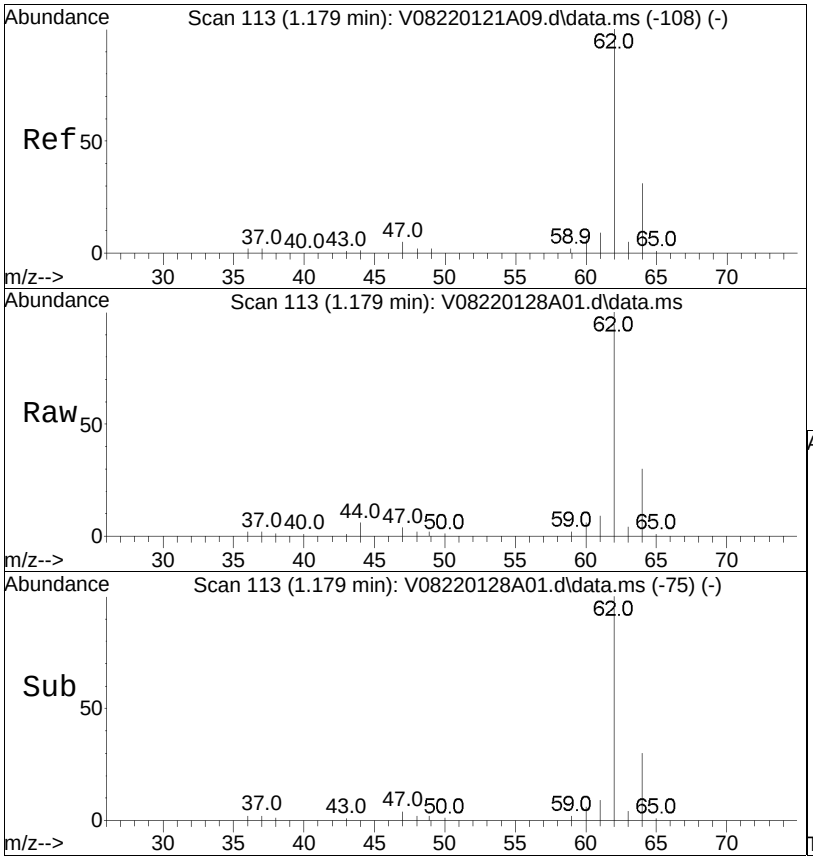

#4
Vinyl chloride
Concen: 8.02 ug/L
RT: 1.179 min Scan# 113
Delta R.T. 0.000 min
Lab File: V08220128A01.d
Acq: 28 Jan 2022 11:38 am

Tgt Ion: 62 Resp: 52298

Ion	Ratio	Lower	Upper
62	100		
64	30.4	9.1	49.1

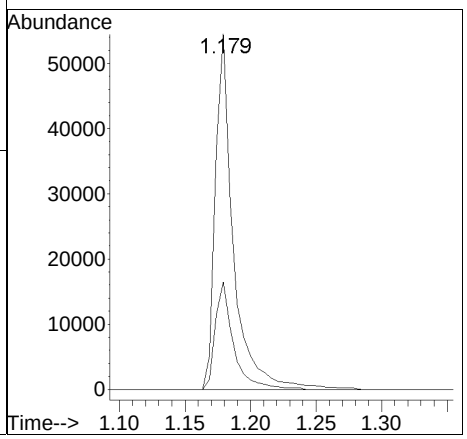

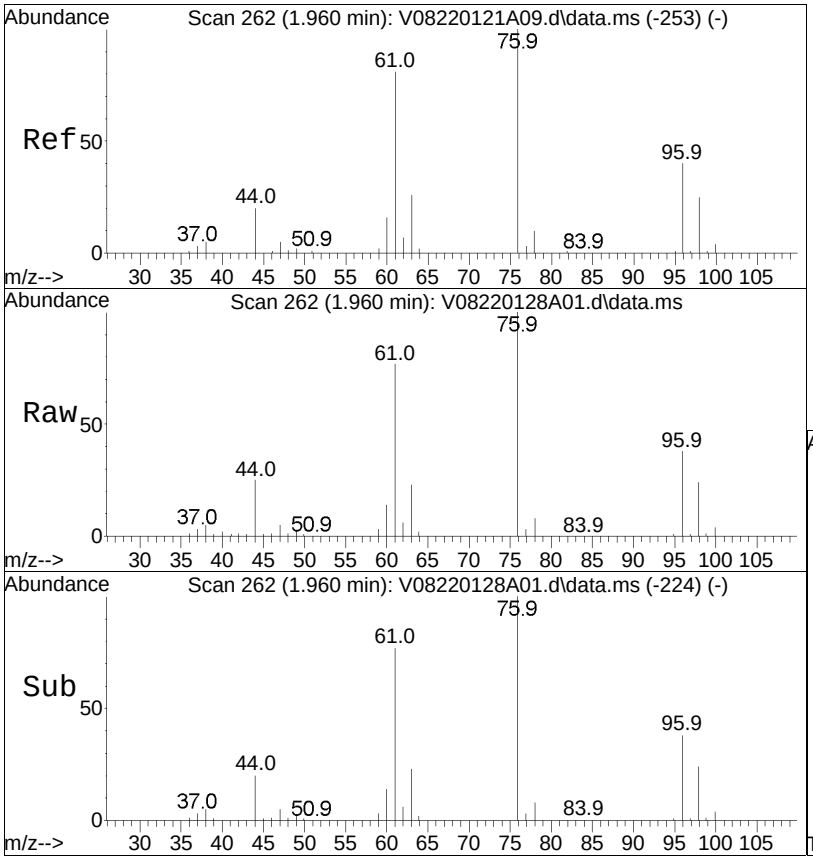

#10
1,1-Dichloroethene
Concen: 7.71 ug/L
RT: 1.960 min Scan# 262
Delta R.T. 0.000 min
Lab File: V08220128A01.d
Acq: 28 Jan 2022 11:38 am

Tgt Ion: 96 Resp: 35984

Ion	Ratio	Lower	Upper
96	100		
61	209.8	186.1	279.1
63	63.0	57.6	86.4

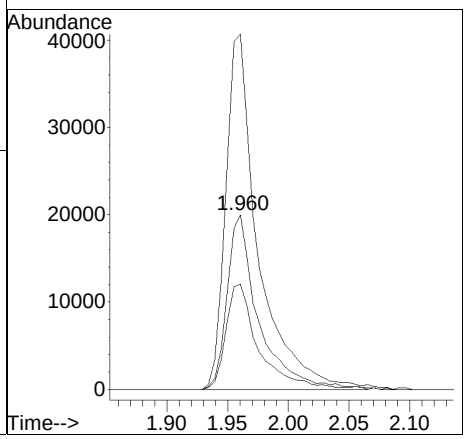

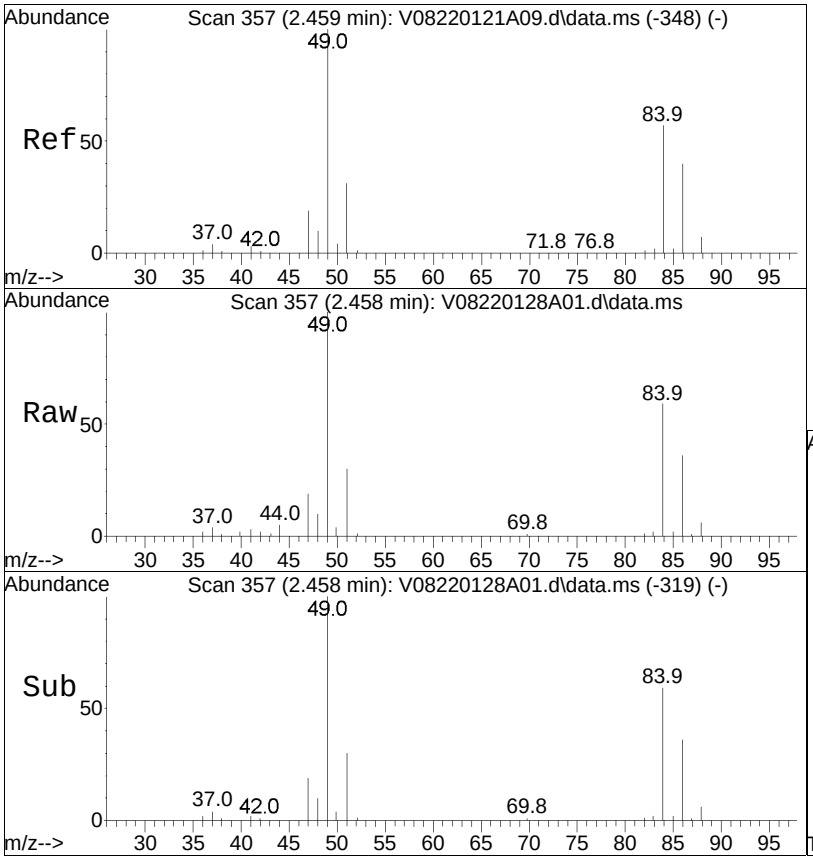

#15
Methylene chloride
Concen: 10.12 ug/L
RT: 2.458 min Scan# 357
Delta R.T. -0.001 min
Lab File: V08220128A01.d
Acq: 28 Jan 2022 11:38 am

Tgt Ion: 84 Resp: 50344

Ion	Ratio	Lower	Upper
84	100		
86	65.3	40.4	83.8
49	178.7	120.0	249.2

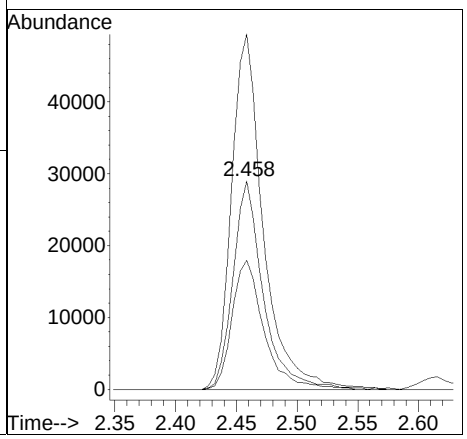

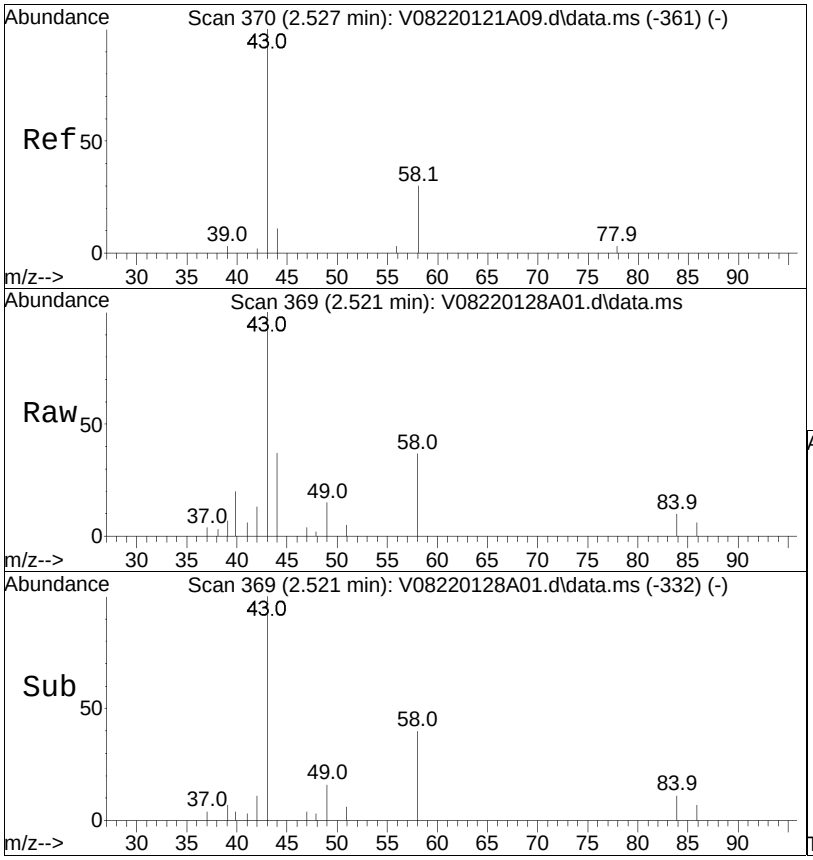

#17
Acetone
Concen: 11.29 ug/L
RT: 2.521 min Scan# 369
Delta R.T. -0.006 min
Lab File: V08220128A01.d
Acq: 28 Jan 2022 11:38 am

Tgt Ion: 43 Resp: 13569

Ion	Ratio	Lower	Upper
43	100		
58	28.7	24.2	36.4

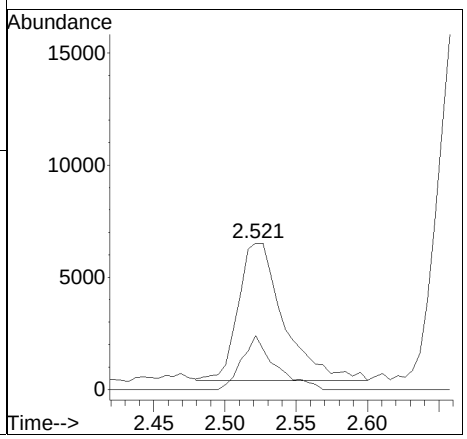

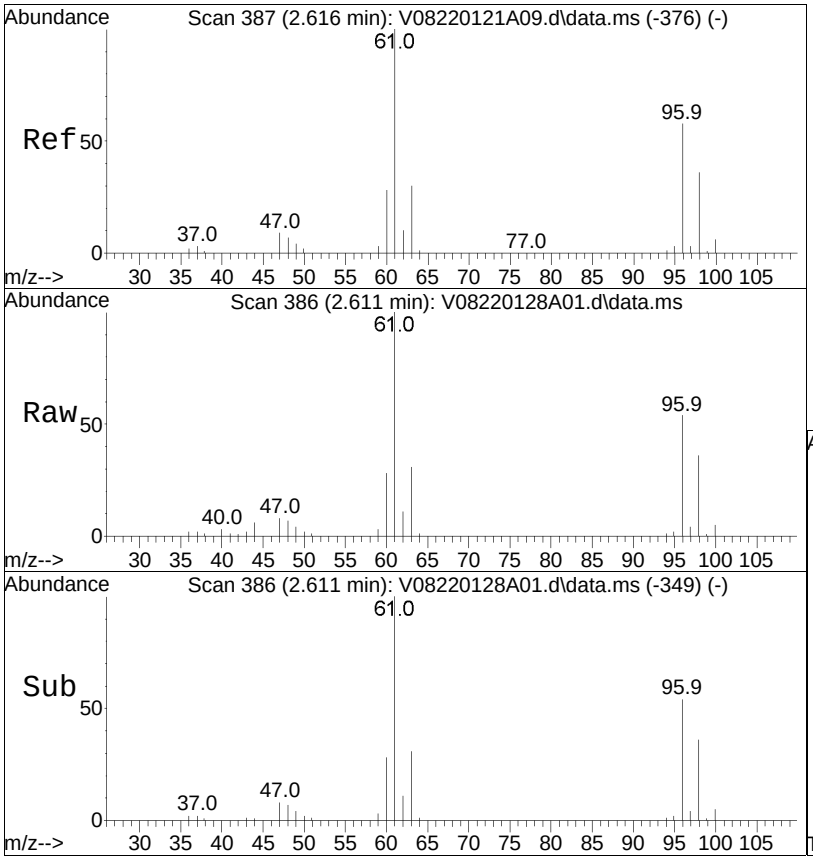

#18
trans-1,2-Dichloroethene
Concen: 8.49 ug/L
RT: 2.611 min Scan# 386
Delta R.T. -0.005 min
Lab File: V08220128A01.d
Acq: 28 Jan 2022 11:38 am

Tgt Ion: 96 Resp: 44302

Ion	Ratio	Lower	Upper
96	100		
61	176.5	124.0	257.6
98	62.7	41.2	85.6
63	53.5	38.4	79.7

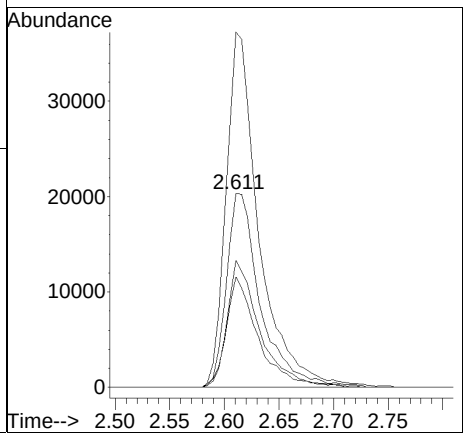

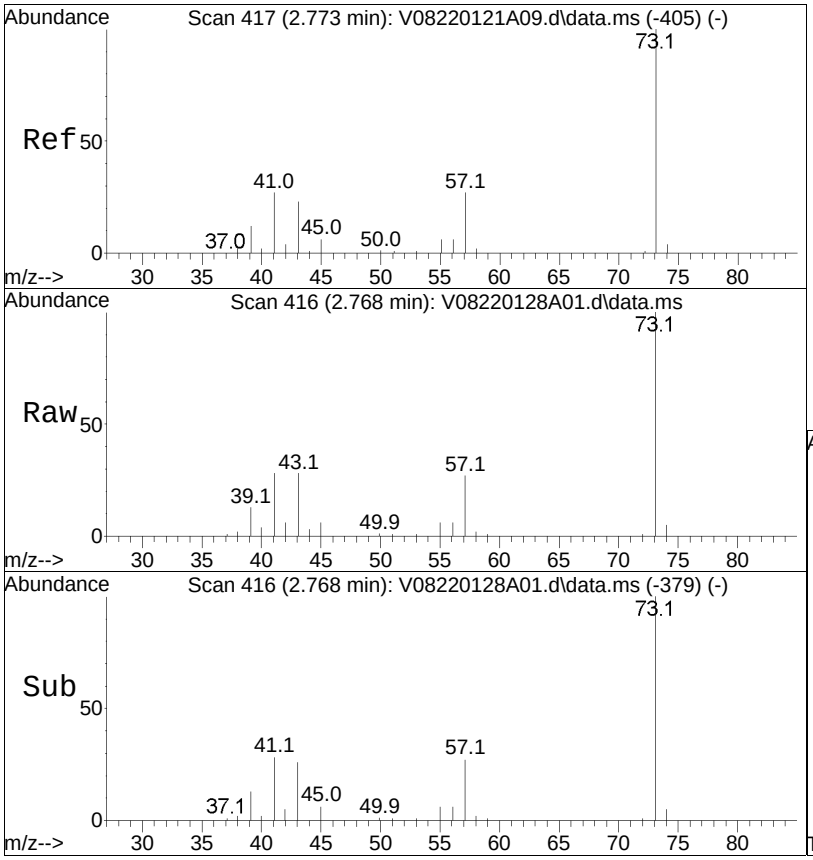

#20
Methyl tert-butyl ether
Concen: 8.65 ug/L
RT: 2.768 min Scan# 416
Delta R.T. -0.005 min
Lab File: V08220128A01.d
Acq: 28 Jan 2022 11:38 am

Tgt Ion: 73 Resp: 111526

Ion	Ratio	Lower	Upper
73	100		
57	26.9	17.5	36.3
43	25.5	15.3	31.9
41	28.5	15.3	31.7

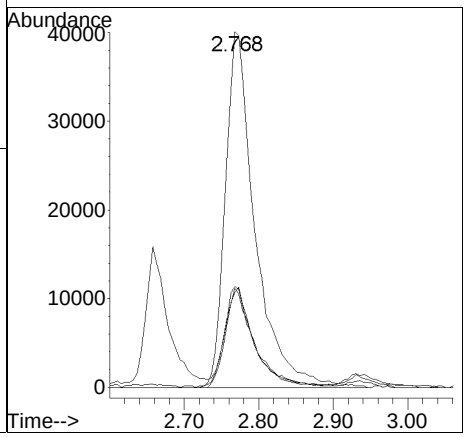

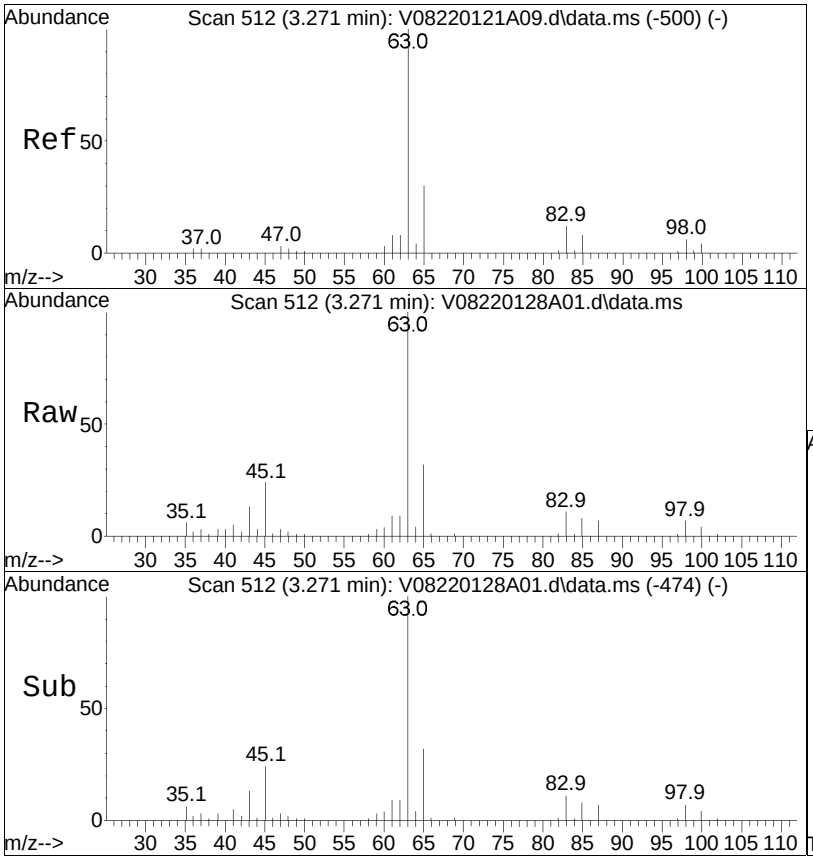

#23
1,1-Dichloroethane
Concen: 8.98 ug/L
RT: 3.271 min Scan# 512
Delta R.T. 0.000 min
Lab File: V08220128A01.d
Acq: 28 Jan 2022 11:38 am

Tgt Ion: 63 Resp: 92827

Ion	Ratio	Lower	Upper
63	100		
65	31.1	11.0	51.0
83	11.6	0.0	31.8

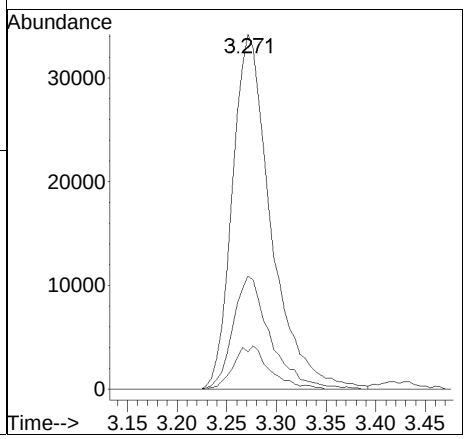

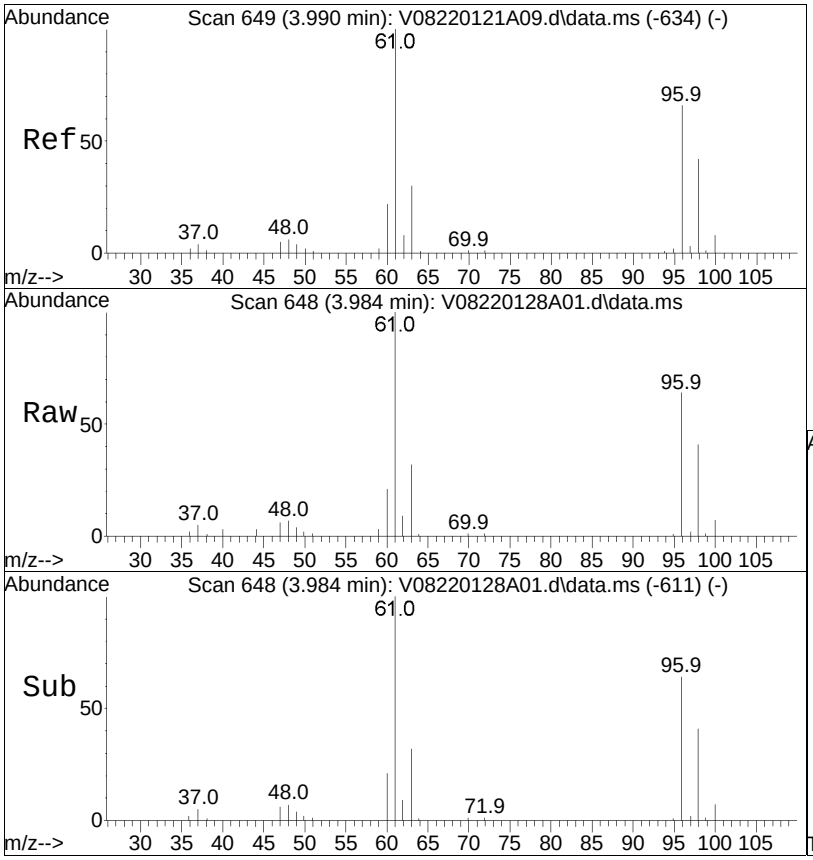

#28
cis-1,2-Dichloroethene
Concen: 8.62 ug/L
RT: 3.984 min Scan# 648
Delta R.T. -0.006 min
Lab File: V08220128A01.d
Acq: 28 Jan 2022 11:38 am

Tgt Ion: 96 Resp: 47909

Ion	Ratio	Lower	Upper
96	100		
61	153.3	149.4	224.2
98	64.4	53.4	80.2

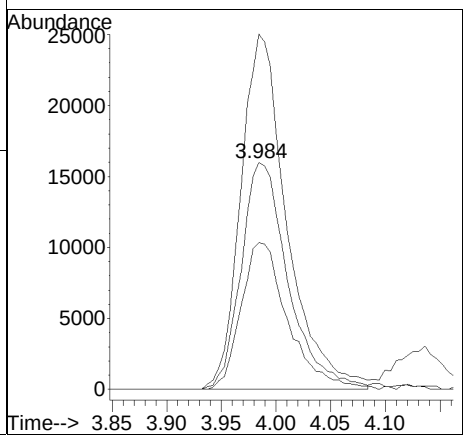

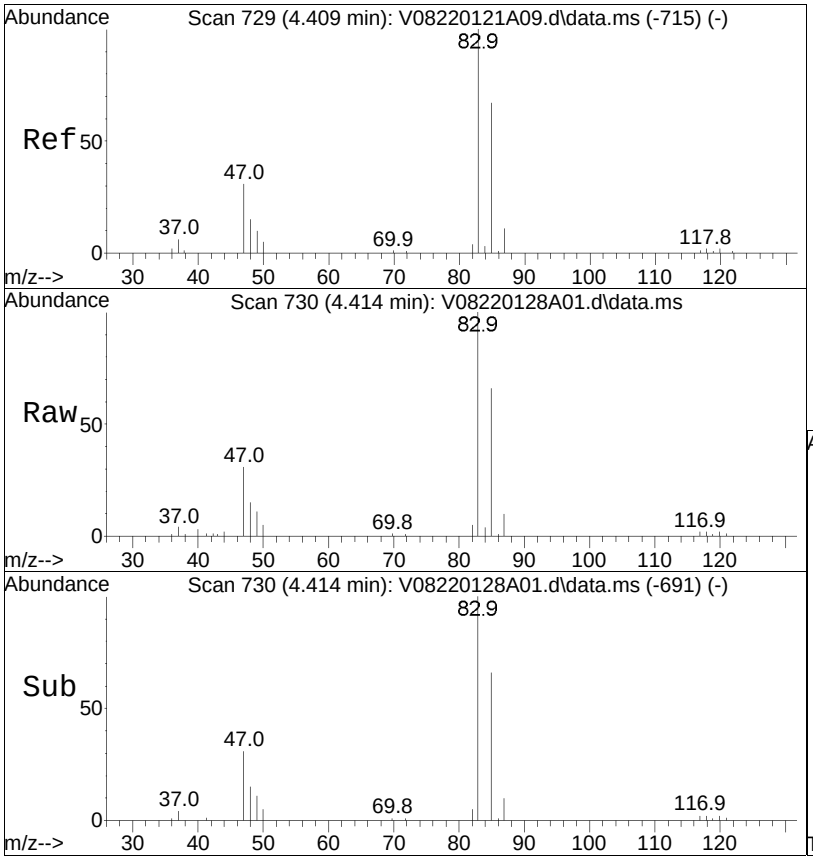

#32
Chloroform
Concen: 8.94 ug/L
RT: 4.414 min Scan# 730
Delta R.T. 0.005 min
Lab File: V08220128A01.d
Acq: 28 Jan 2022 11:38 am

Tgt Ion: 83 Resp: 83147

Ion	Ratio	Lower	Upper
83	100		
85	67.2	41.5	86.1
47	32.0	19.0	39.4
48	15.6	9.9	20.5

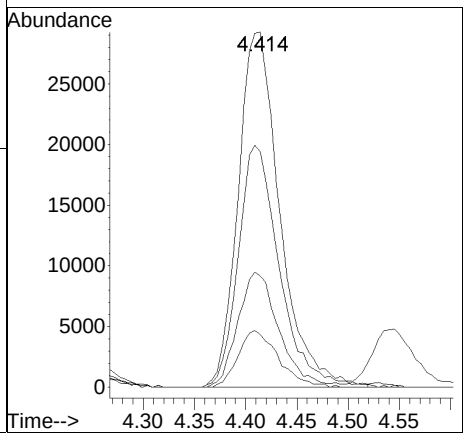

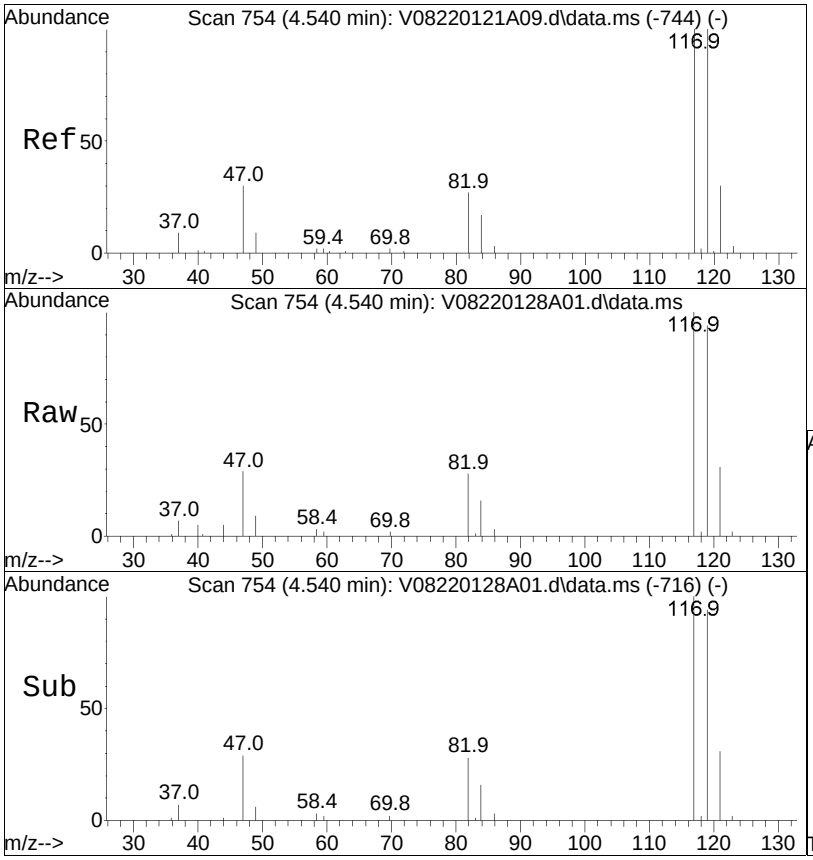

#34
Carbon tetrachloride
Concen: 7.33 ug/L
RT: 4.540 min Scan# 754
Delta R.T. -0.000 min
Lab File: V08220128A01.d
Acq: 28 Jan 2022 11:38 am

Tgt Ion:117 Resp: 47789

Ion	Ratio	Lower	Upper
117	100		
119	95.4	62.4	129.6
121	31.3	19.5	40.5
82	25.9	17.0	35.4

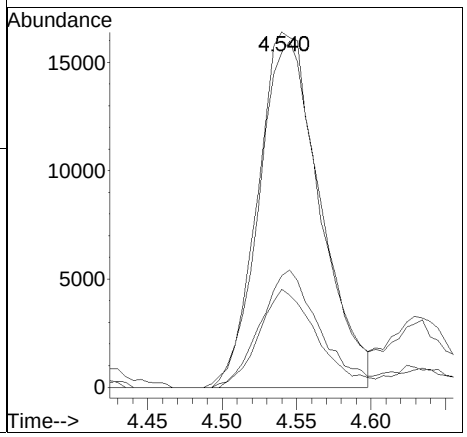

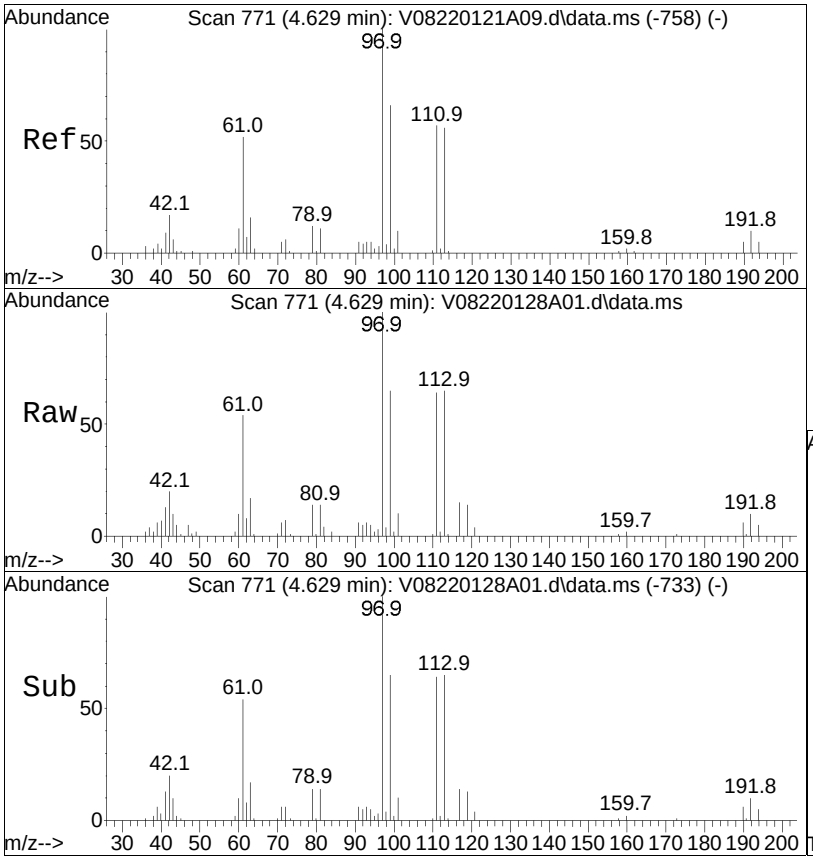

#37
1,1,1-Trichloroethane
Concen: 7.67 ug/L
RT: 4.629 min Scan# 771
Delta R.T. 0.000 min
Lab File: V08220128A01.d
Acq: 28 Jan 2022 11:38 am

Tgt Ion: 97 Resp: 60815

Ion	Ratio	Lower	Upper
97	100		
99	64.3	40.7	84.5
61	62.2	35.4	73.4
63	16.4	5.0	10.4#

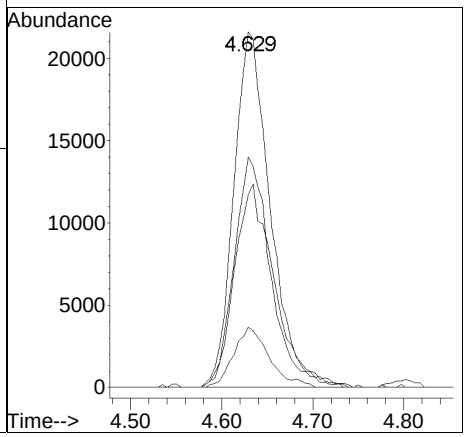

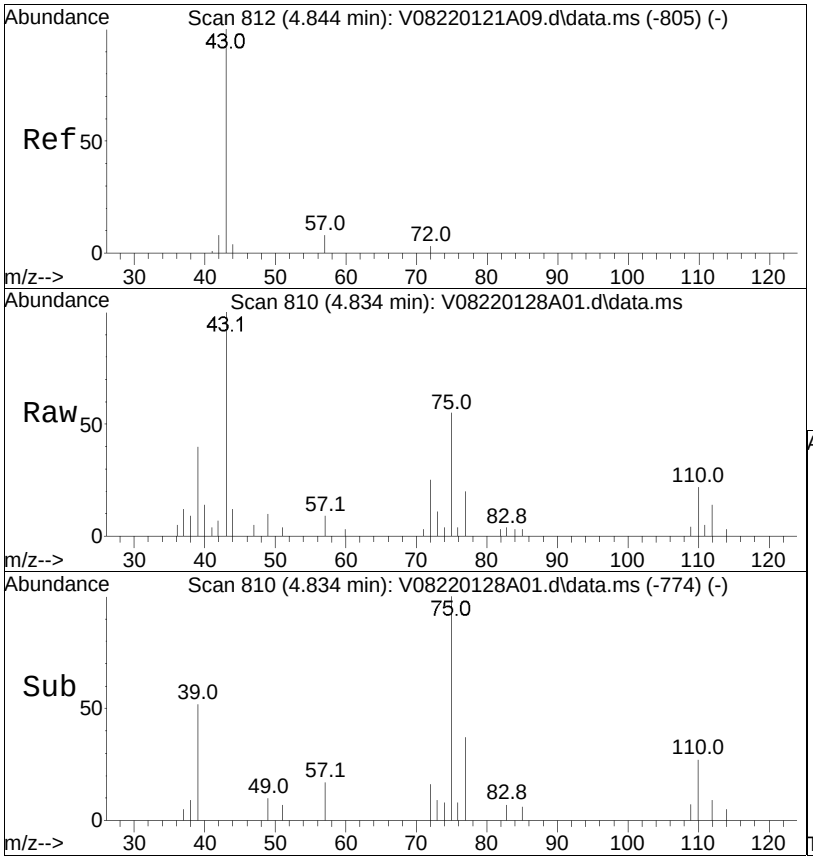

#39
2-Butanone
Concen: 9.52 ug/L
RT: 4.834 min Scan# 810
Delta R.T. -0.010 min
Lab File: V08220128A01.d
Acq: 28 Jan 2022 11:38 am

Tgt Ion: 43 Resp: 19402

Ion	Ratio	Lower	Upper
43	100		
72	26.4	10.9	16.3#

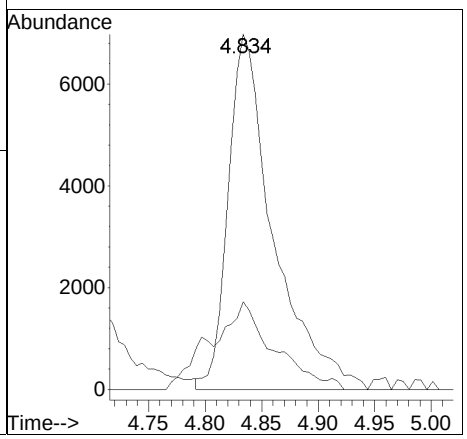

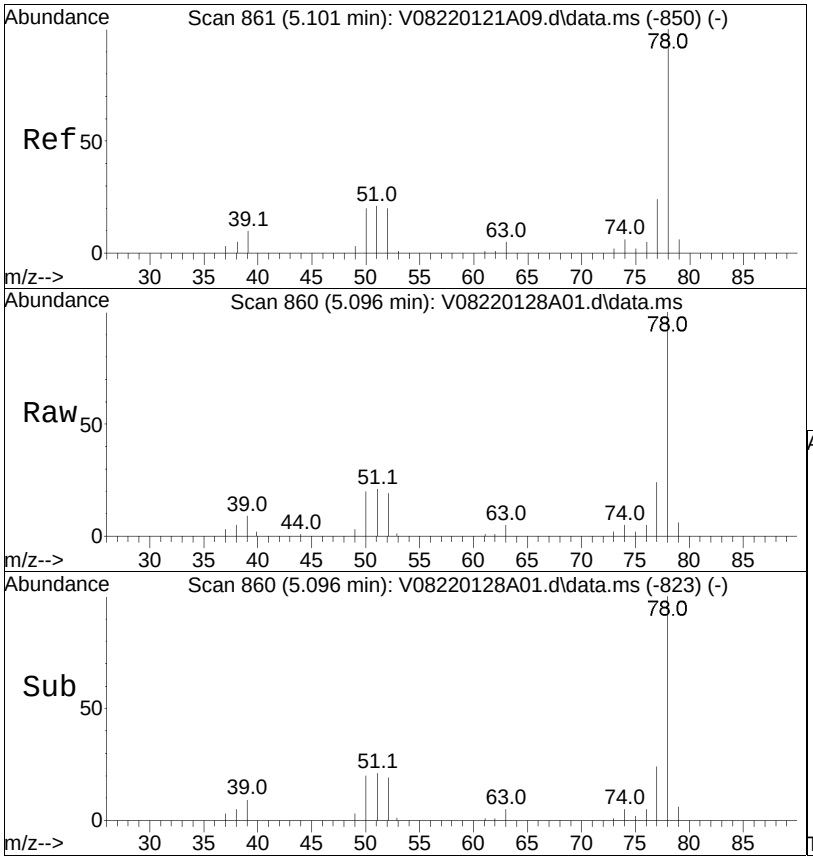

#41
Benzene
Concen: 8.72 ug/L
RT: 5.096 min Scan# 860
Delta R.T. -0.005 min
Lab File: V08220128A01.d
Acq: 28 Jan 2022 11:38 am

Tgt Ion: 78 Resp: 171977

Ion	Ratio	Lower	Upper
78	100		
77	23.4	15.7	32.7
51	22.3	16.0	33.2
52	20.3	15.3	31.9

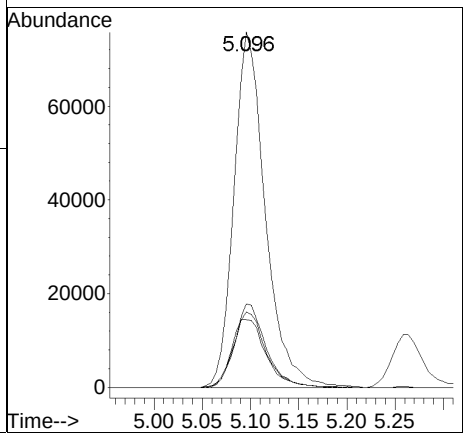

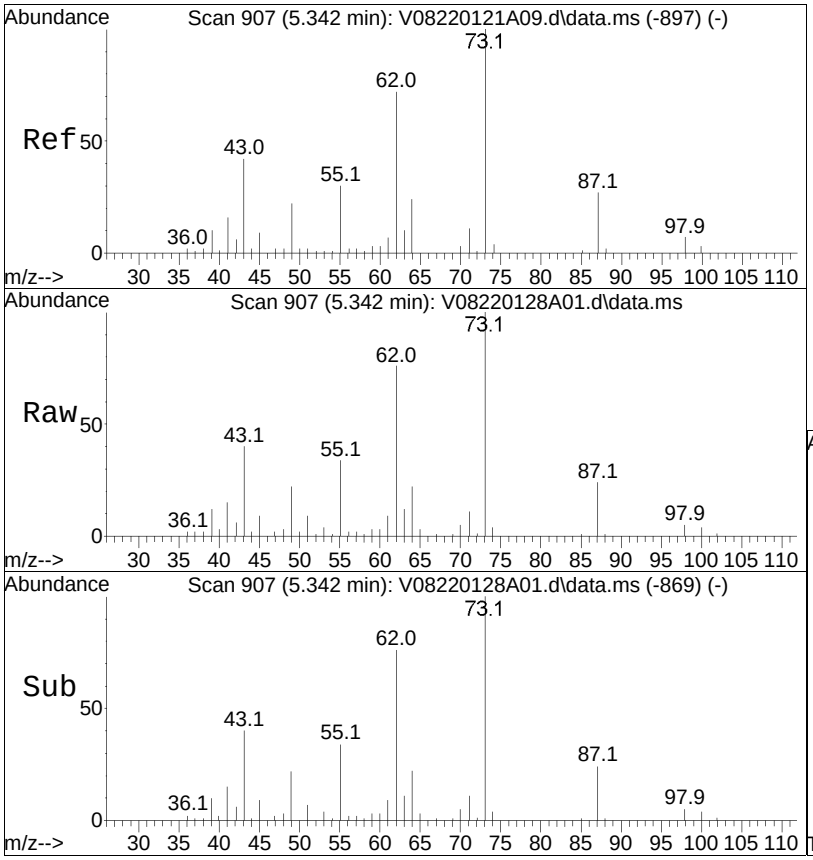

#44
1,2-Dichloroethane
Concen: 9.10 ug/L
RT: 5.342 min Scan# 907
Delta R.T. 0.000 min
Lab File: V08220128A01.d
Acq: 28 Jan 2022 11:38 am

Tgt Ion: 62 Resp: 69083

Ion	Ratio	Lower	Upper
62	100		
64	30.4	11.2	51.2
98	8.1	0.0	26.1

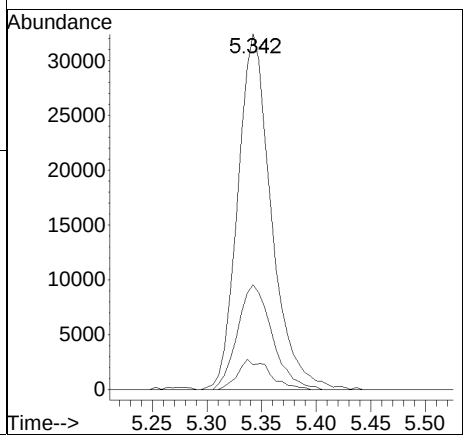

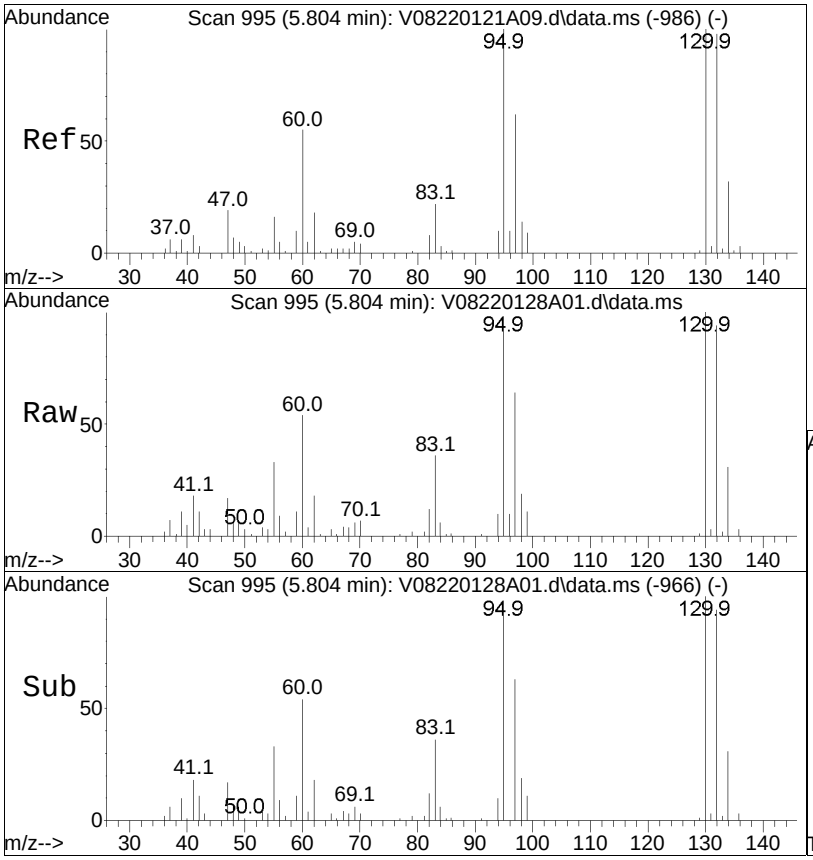

#48
Trichloroethene
Concen: 8.40 ug/L
RT: 5.804 min Scan# 995
Delta R.T. -0.000 min
Lab File: V08220128A01.d
Acq: 28 Jan 2022 11:38 am

Tgt Ion: 95 Resp: 42266

Ion	Ratio	Lower	Upper
95	100		
97	68.5	55.5	83.3
130	104.8	76.6	115.0

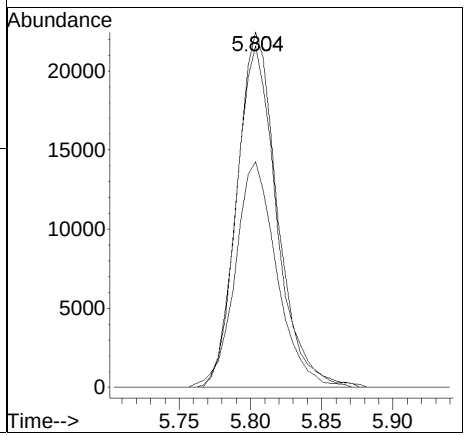

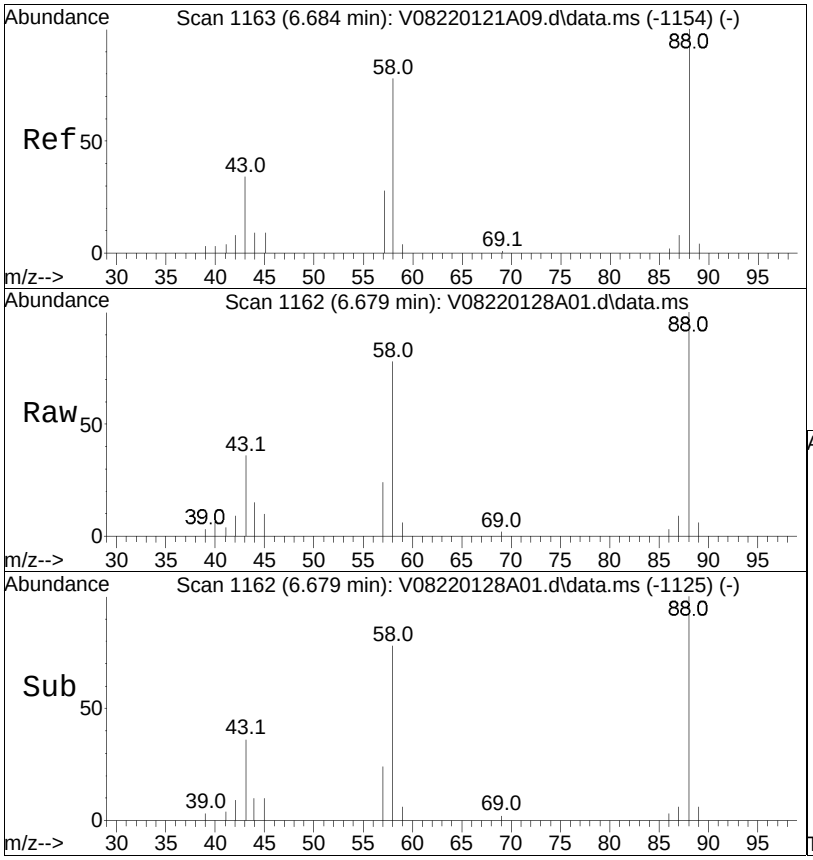

#57
1,4-Dioxane
Concen: 483.38 ug/L
RT: 6.679 min Scan# 1162
Delta R.T. -0.005 min
Lab File: V08220128A01.d
Acq: 28 Jan 2022 11:38 am

Tgt Ion: 88 Resp: 18421

Ion	Ratio	Lower	Upper
88	100		
58	83.9	76.7	115.1
43	37.4	36.2	54.2

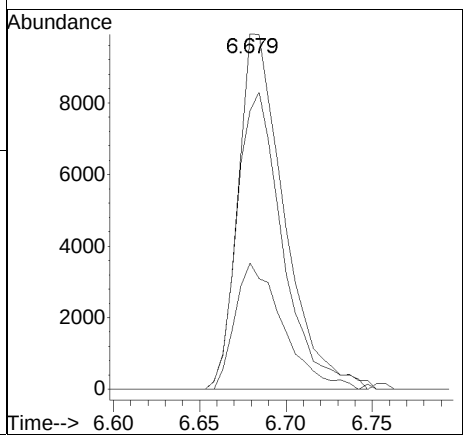

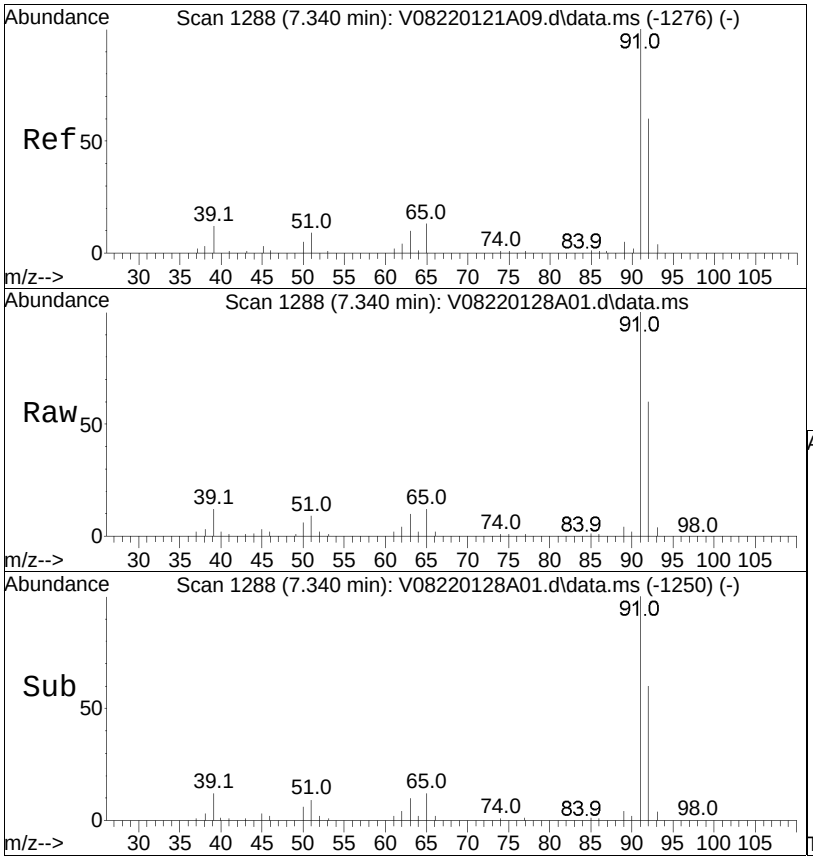

#61
Toluene
Concen: 8.76 ug/L
RT: 7.340 min Scan# 1288
Delta R.T. -0.000 min
Lab File: V08220128A01.d
Acq: 28 Jan 2022 11:38 am

Tgt Ion: 92 Resp: 105376

Ion	Ratio	Lower	Upper
92	100		
91	171.9	139.8	209.6

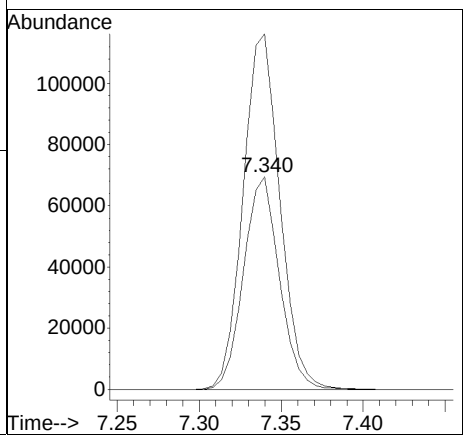

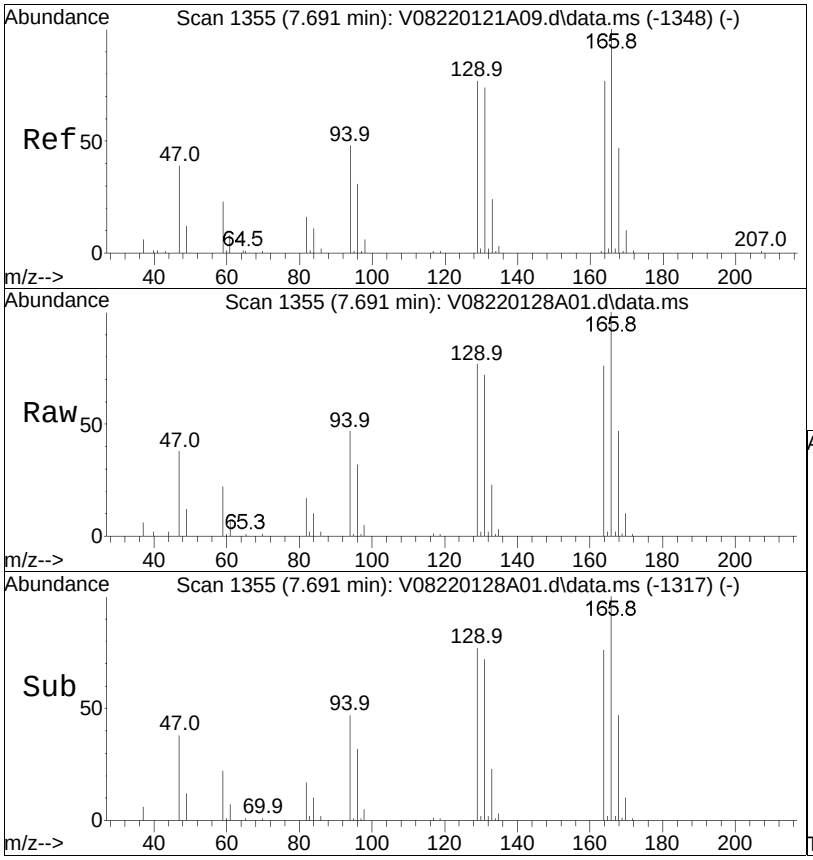

#63
Tetrachloroethene
Concen: 7.84 ug/L
RT: 7.691 min Scan# 1355
Delta R.T. 0.000 min
Lab File: V08220128A01.d
Acq: 28 Jan 2022 11:38 am

Tgt Ion:166 Resp: 39191

Ion	Ratio	Lower	Upper
166	100		
168	46.7	28.2	68.2
94	49.1	38.4	78.4

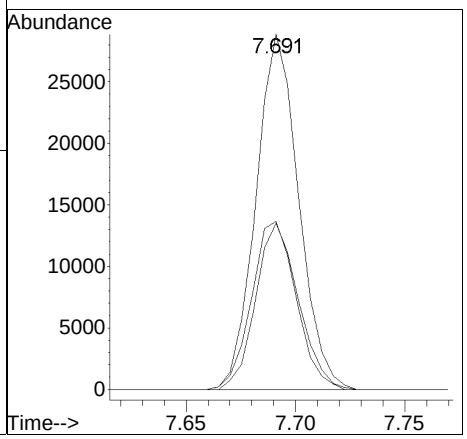

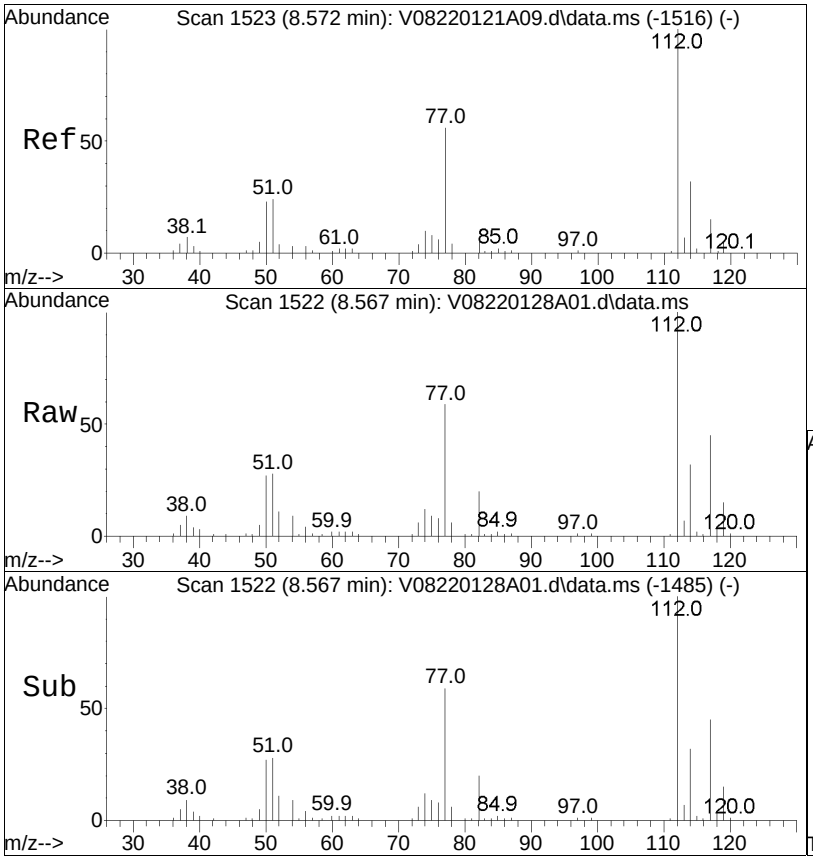

#73
Chlorobenzene
Concen: 8.96 ug/L
RT: 8.567 min Scan# 1522
Delta R.T. -0.005 min
Lab File: V08220128A01.d
Acq: 28 Jan 2022 11:38 am

Tgt Ion:112 Resp: 121581

Ion	Ratio	Lower	Upper
112	100		
77	59.0	55.4	83.0
114	32.0	25.4	38.2

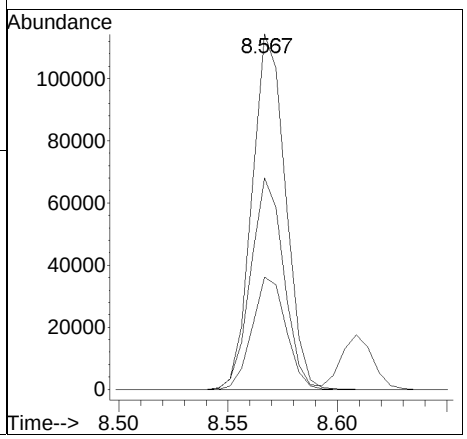

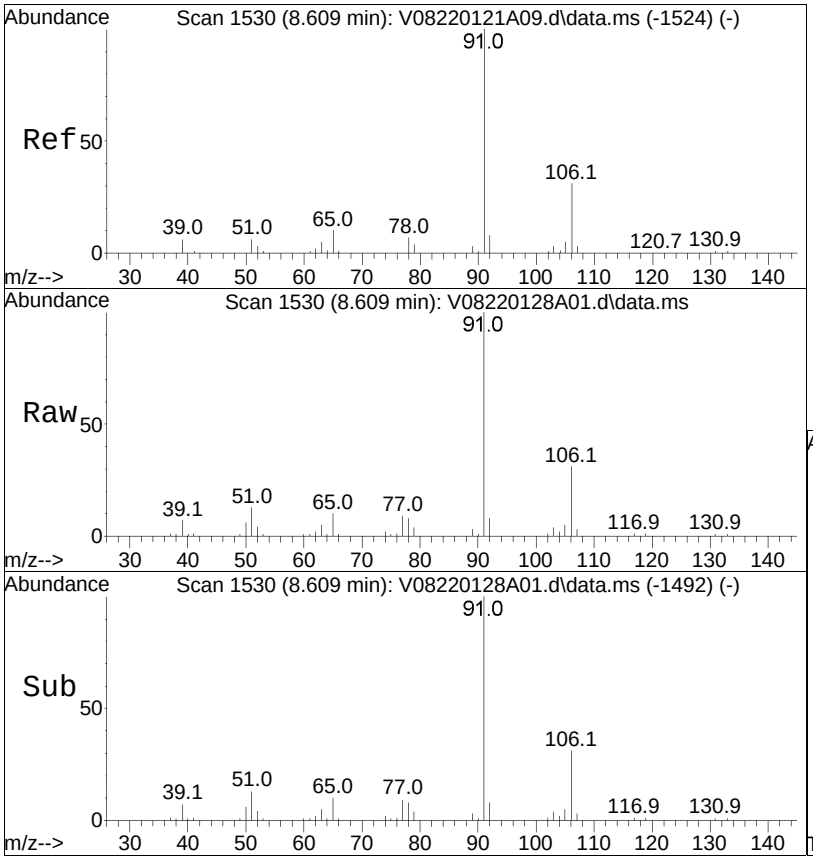

#74
Ethylbenzene
Concen: 8.57 ug/L
RT: 8.609 min Scan# 1530
Delta R.T. -0.000 min
Lab File: V08220128A01.d
Acq: 28 Jan 2022 11:38 am

Tgt Ion: 91 Resp: 197655

Ion	Ratio	Lower	Upper
91	100		
106	31.6	24.3	36.5

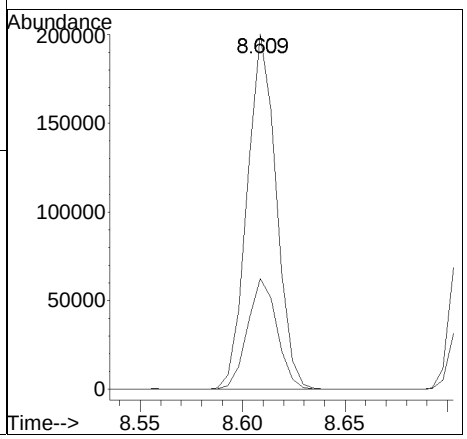

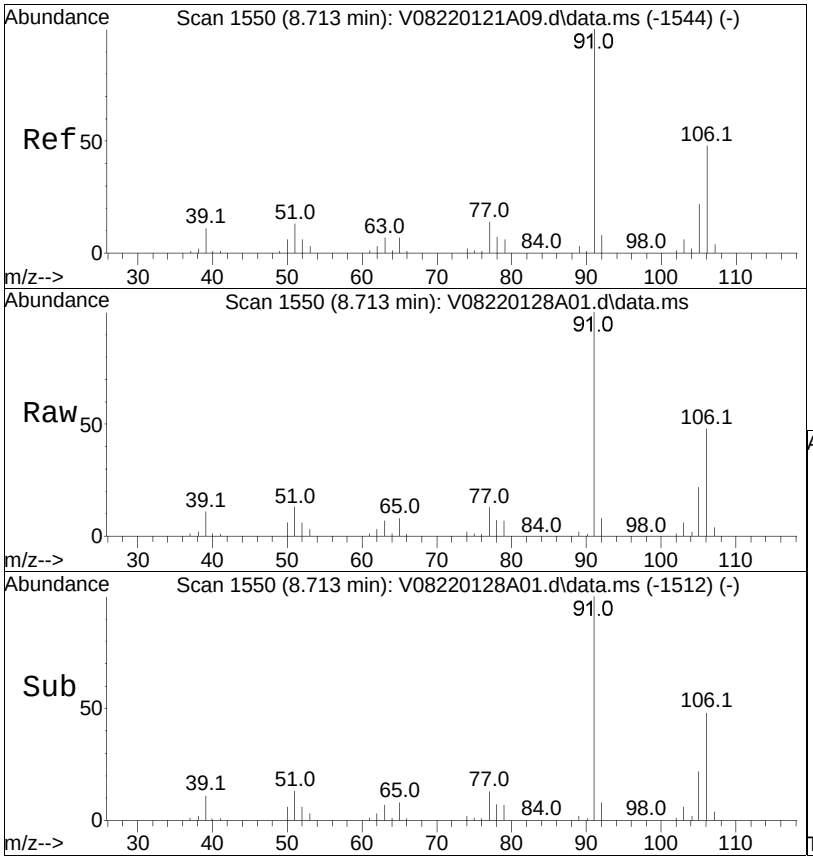

#76
p/m Xylene
Concen: 17.18 ug/L
RT: 8.713 min Scan# 1550
Delta R.T. 0.000 min
Lab File: V08220128A01.d
Acq: 28 Jan 2022 11:38 am

Tgt Ion:106 Resp: 152812

Ion	Ratio	Lower	Upper
106	100		
91	205.2	166.4	249.6

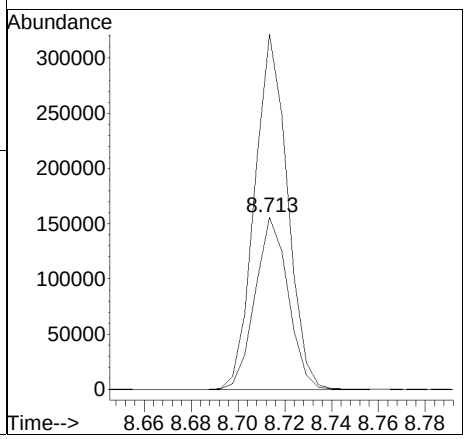

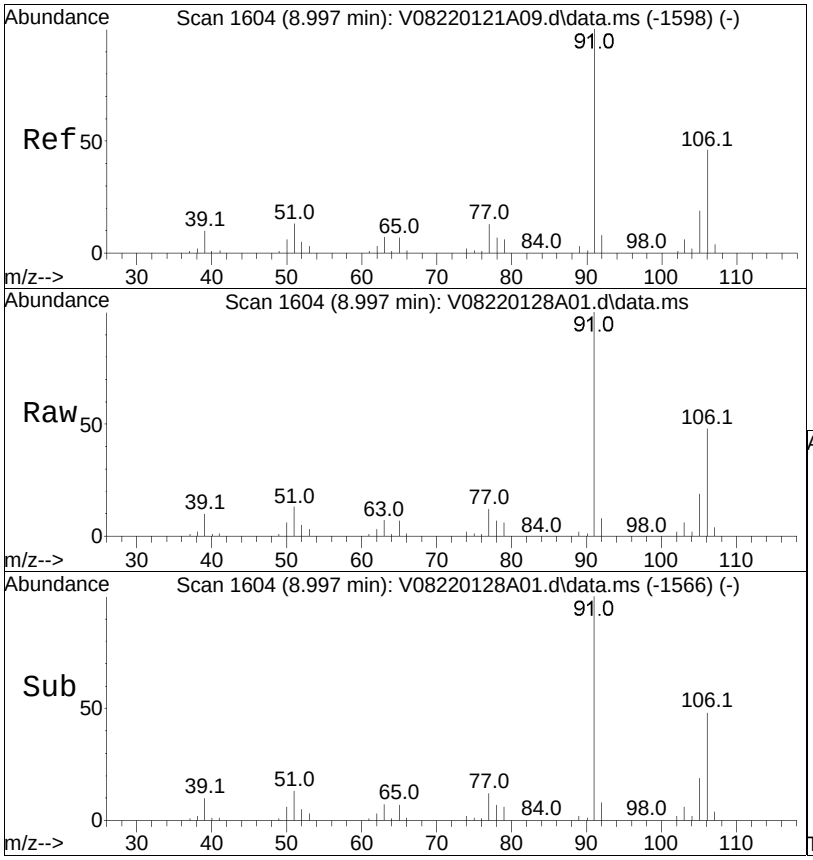

#77
o Xylene
Concen: 17.90 ug/L
RT: 8.997 min Scan# 1604
Delta R.T. -0.000 min
Lab File: V08220128A01.d
Acq: 28 Jan 2022 11:38 am

Tgt Ion:106 Resp: 152863

Ion	Ratio	Lower	Upper
106	100		
91	212.6	182.6	273.8

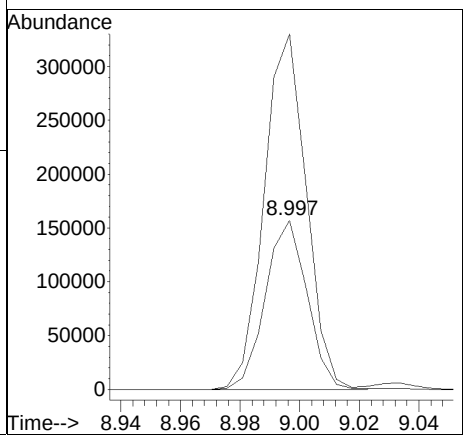

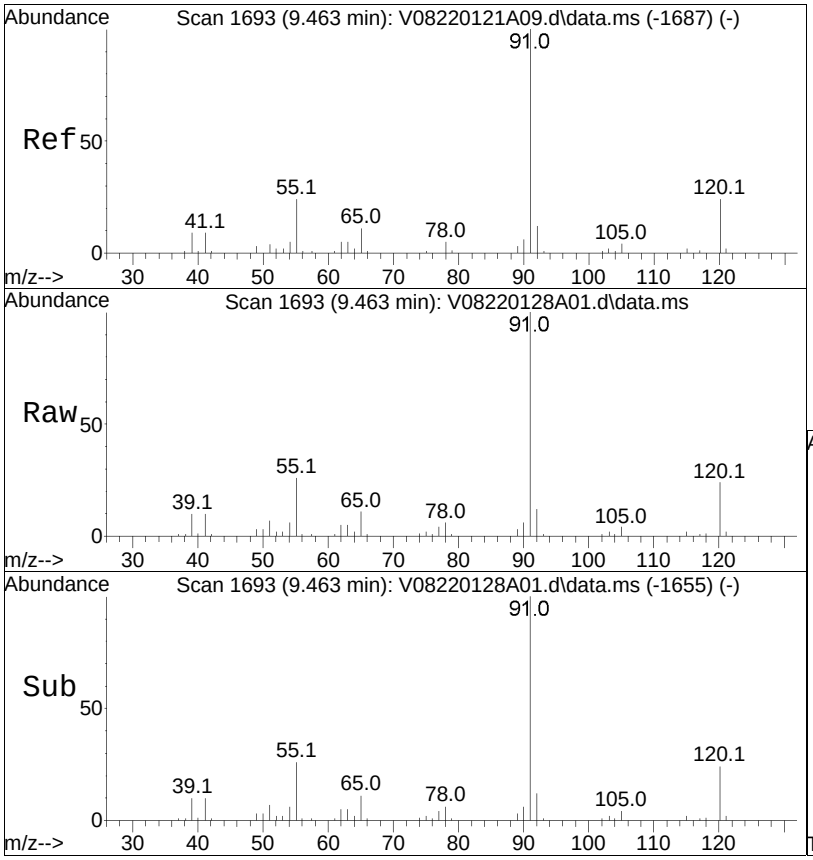

#85
n-Propylbenzene
Concen: 8.39 ug/L
RT: 9.463 min Scan# 1693
Delta R.T. 0.000 min
Lab File: V08220128A01.d
Acq: 28 Jan 2022 11:38 am

Tgt Ion: 91 Resp: 228326

Ion	Ratio	Lower	Upper
91	100		
120	23.2	17.0	25.6

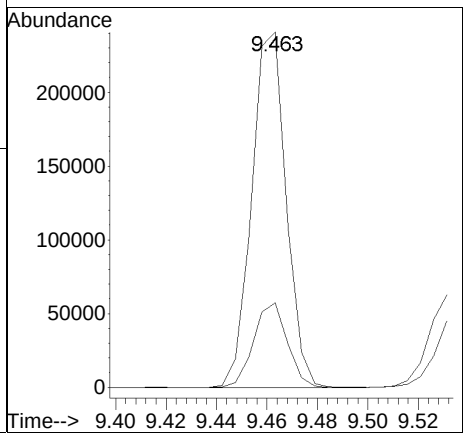

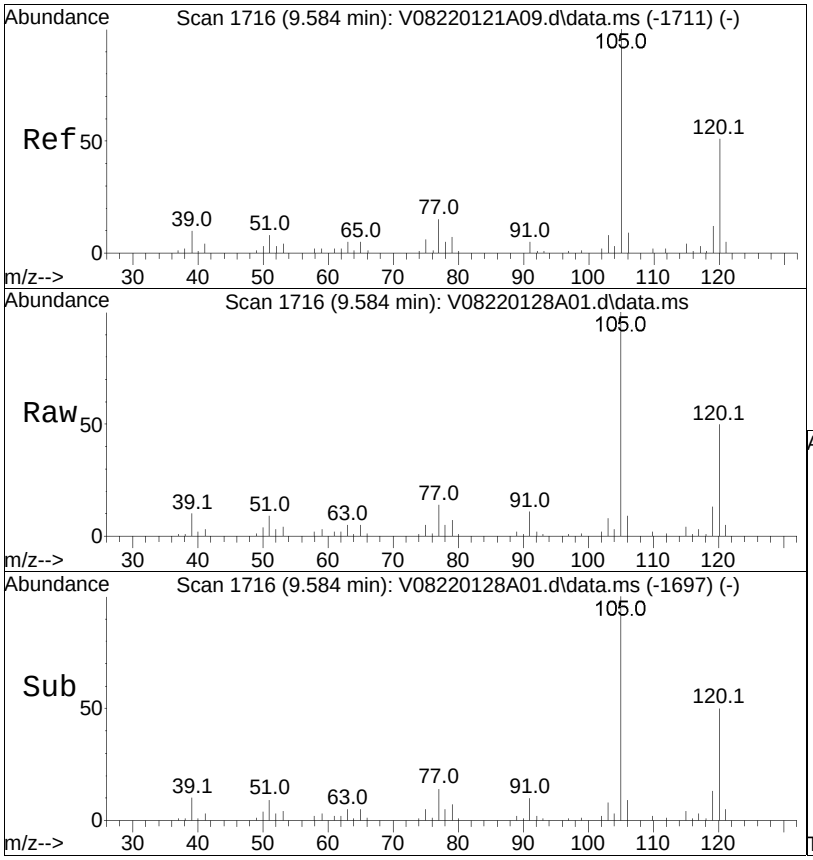

#90
1,3,5-Trimethylbenzene
Concen: 8.43 ug/L
RT: 9.584 min Scan# 1716
Delta R.T. -0.000 min
Lab File: V08220128A01.d
Acq: 28 Jan 2022 11:38 am

Tgt Ion:105 Resp: 159878

Ion	Ratio	Lower	Upper
105	100		
120	50.5	34.8	52.2

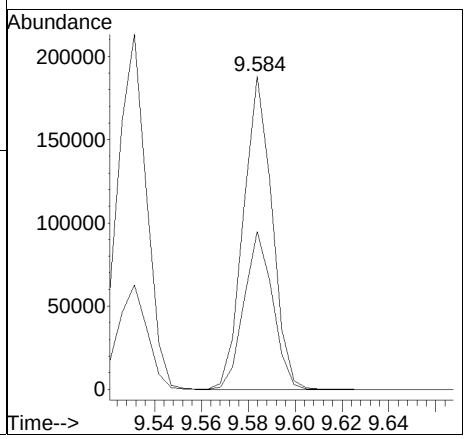

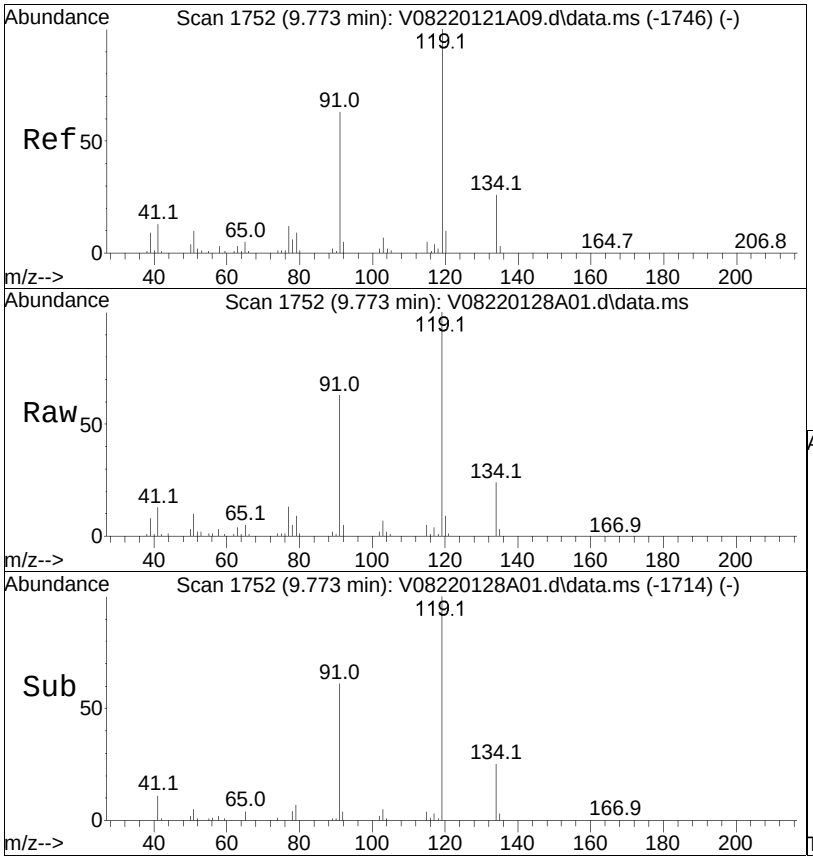

#94
tert-Butylbenzene
Concen: 8.24 ug/L
RT: 9.773 min Scan# 1752
Delta R.T. -0.000 min
Lab File: V08220128A01.d
Acq: 28 Jan 2022 11:38 am

Tgt Ion:119 Resp: 137863

Ion	Ratio	Lower	Upper
119	100		
91	66.7	51.4	77.2
134	24.4	18.3	27.5

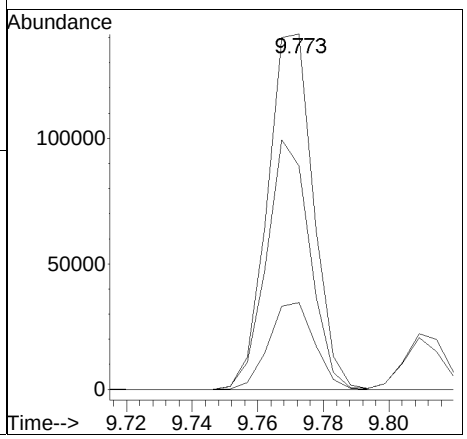

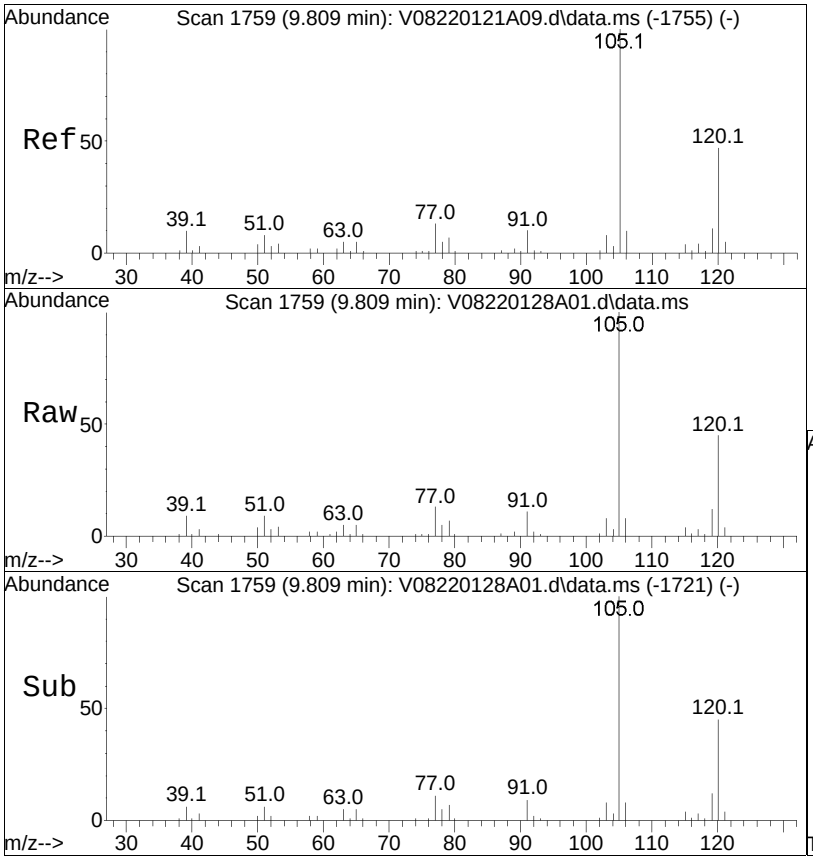

#97
1,2,4-Trimethylbenzene
Concen: 8.45 ug/L
RT: 9.809 min Scan# 1759
Delta R.T. 0.000 min
Lab File: V08220128A01.d
Acq: 28 Jan 2022 11:38 am

Tgt Ion:105 Resp: 159488

Ion	Ratio	Lower	Upper
105	100		
120	46.7	33.4	50.0

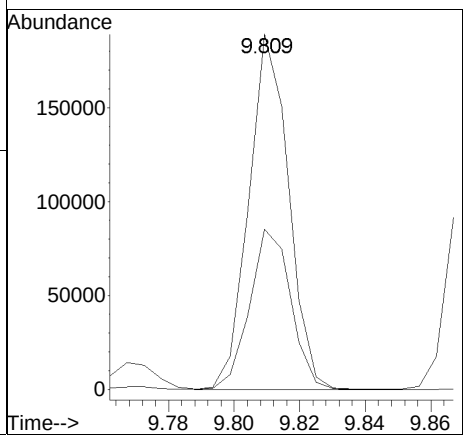

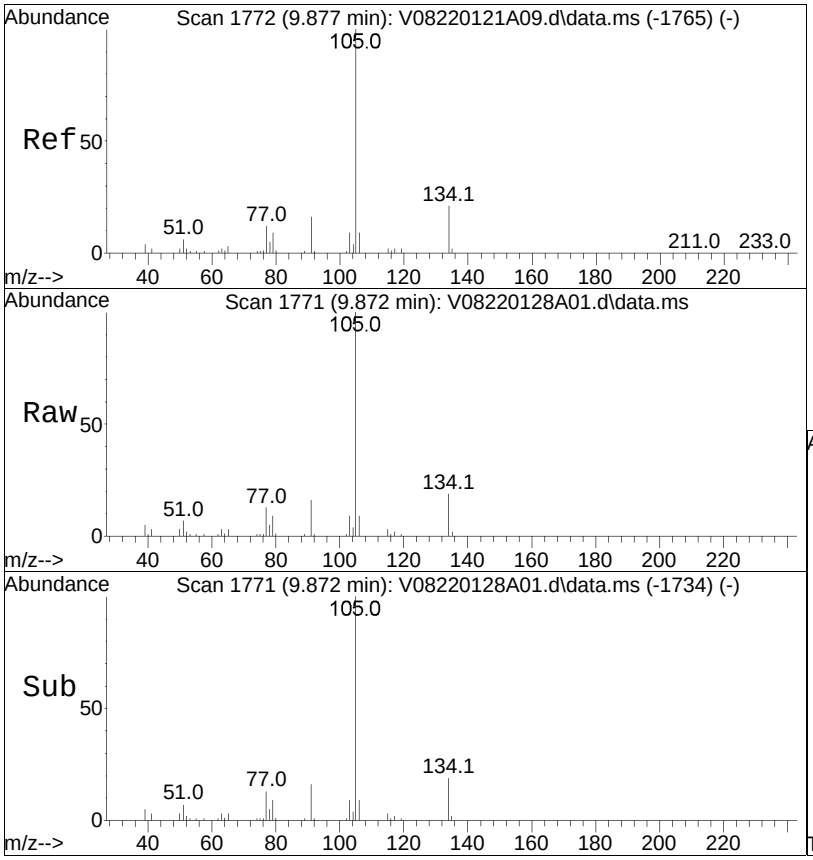

#98
sec-Butylbenzene
Concen: 8.31 ug/L
RT: 9.872 min Scan# 1771
Delta R.T. -0.005 min
Lab File: V08220128A01.d
Acq: 28 Jan 2022 11:38 am

Tgt Ion:105 Resp: 203380

Ion	Ratio	Lower	Upper
105	100		
134	19.9	12.5	26.1

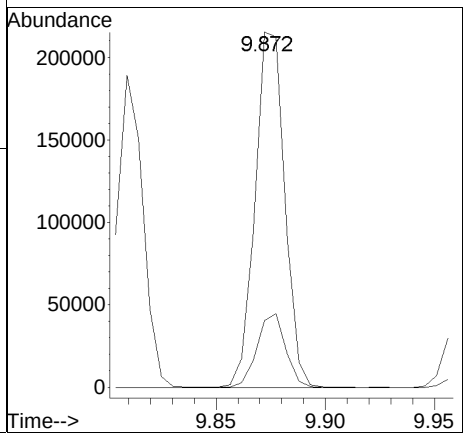

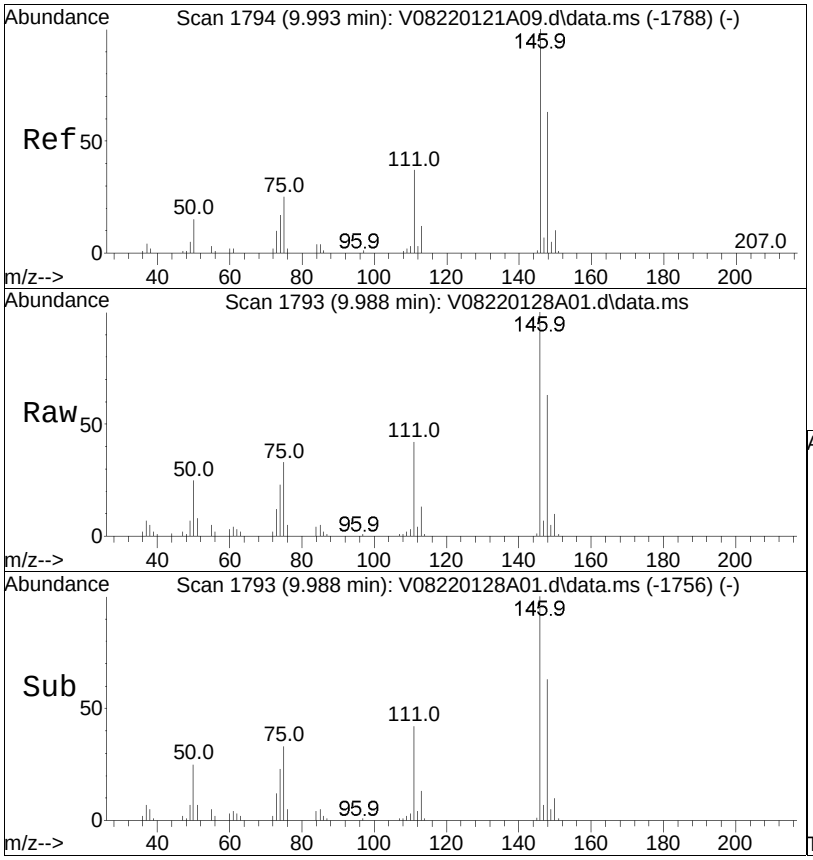

#100
1,3-Dichlorobenzene
Concen: 8.93 ug/L
RT: 9.988 min Scan# 1793
Delta R.T. -0.005 min
Lab File: V08220128A01.d
Acq: 28 Jan 2022 11:38 am

Tgt Ion:146 Resp: 96763

Ion	Ratio	Lower	Upper
146	100		
111	40.2	27.5	57.1
148	62.6	41.9	86.9

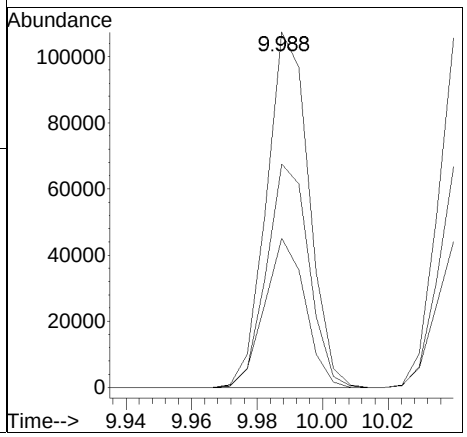

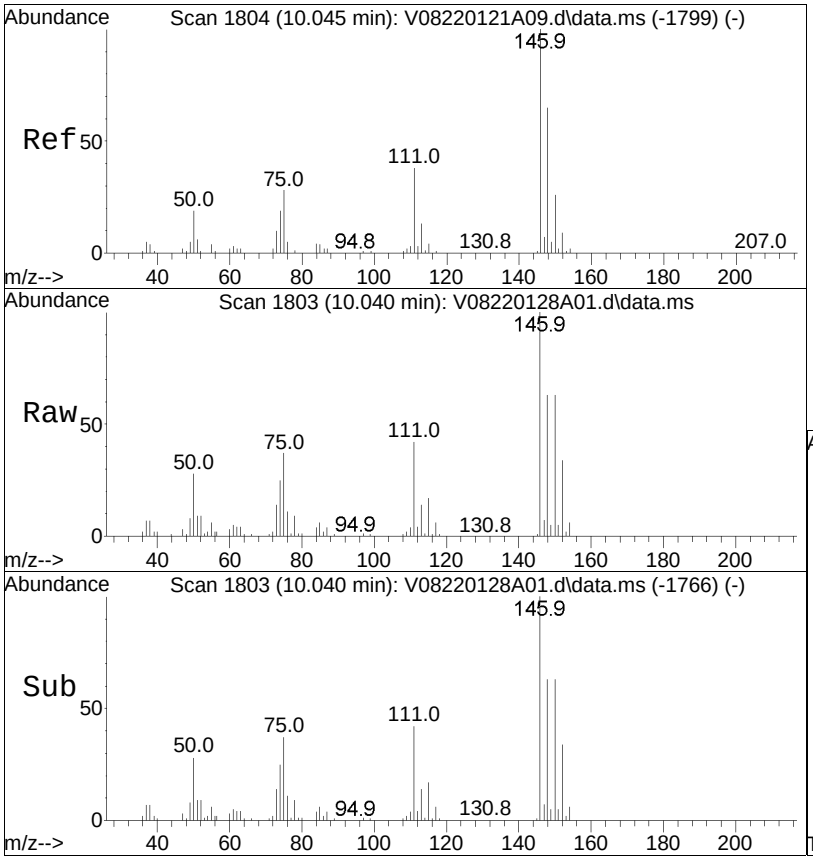

#101
1,4-Dichlorobenzene
Concen: 8.79 ug/L
RT: 10.040 min Scan# 1803
Delta R.T. -0.005 min
Lab File: V08220128A01.d
Acq: 28 Jan 2022 11:38 am

Tgt Ion:146 Resp: 95962

Ion	Ratio	Lower	Upper
146	100		
111	40.3	32.3	48.5
148	64.6	49.9	74.9

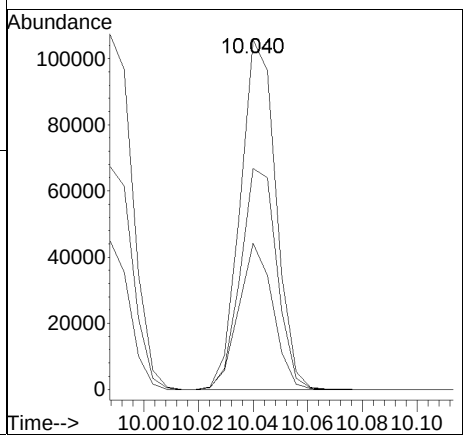

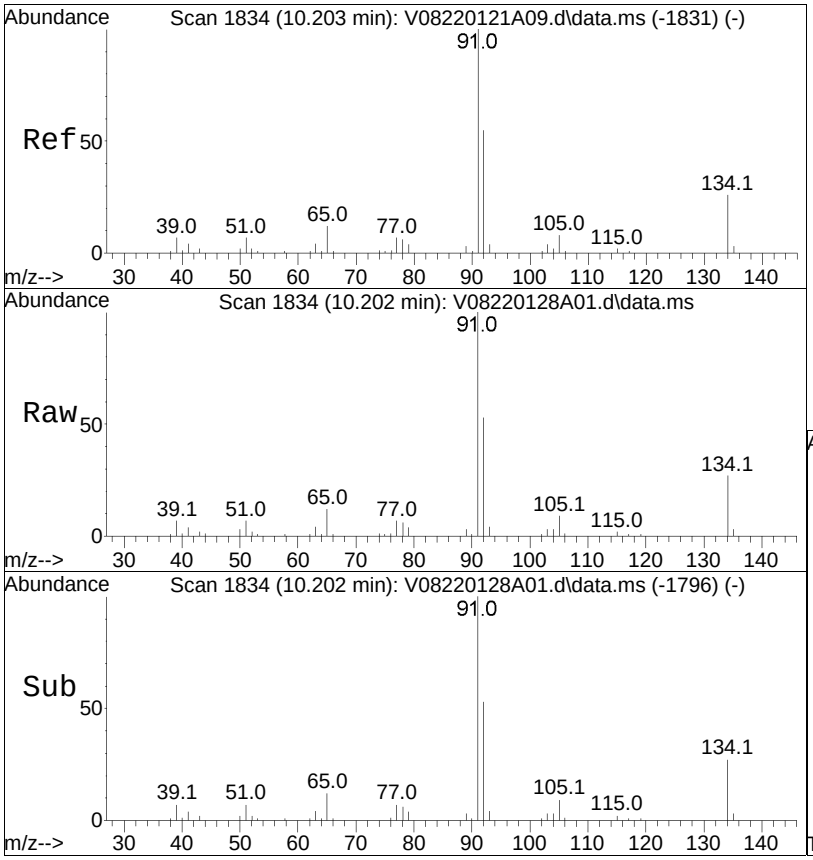

#103
n-Butylbenzene
Concen: 8.19 ug/L
RT: 10.202 min Scan# 1834
Delta R.T. -0.001 min
Lab File: V08220128A01.d
Acq: 28 Jan 2022 11:38 am

Tgt Ion: 91 Resp: 152978

Ion	Ratio	Lower	Upper
91	100		
92	54.1	43.0	64.4
134	26.2	19.6	29.4

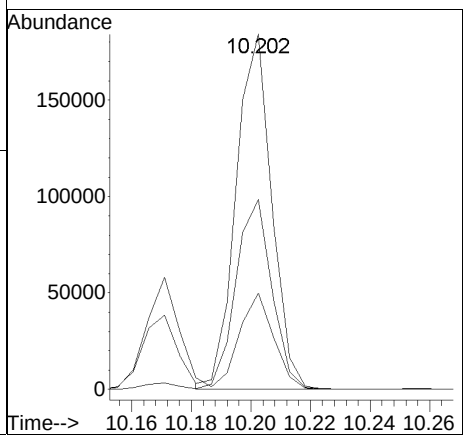

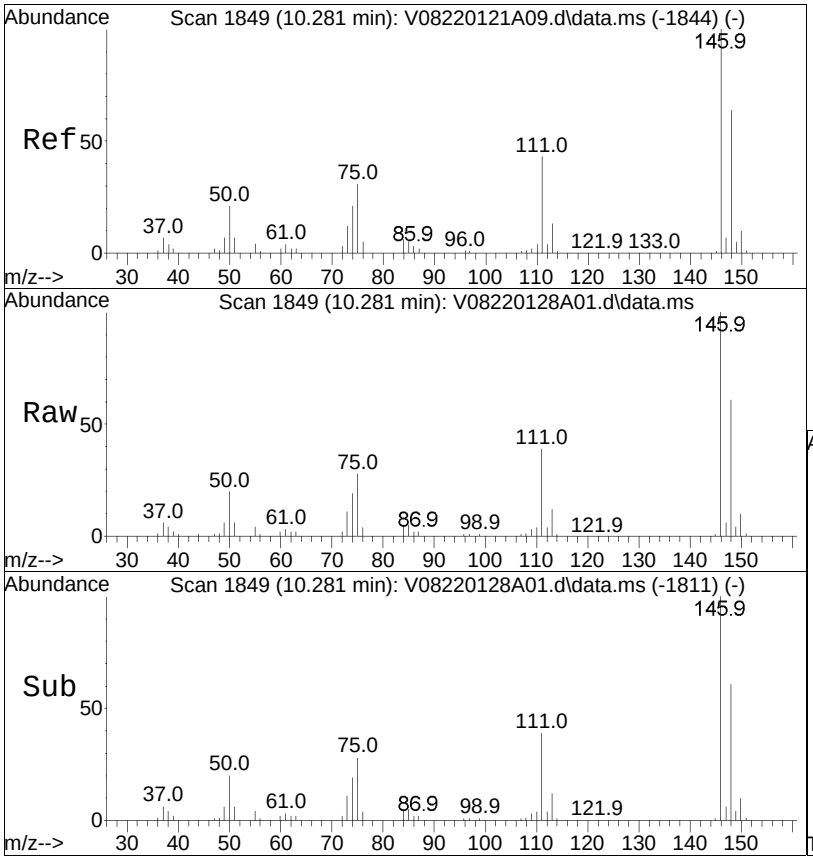

#104
1,2-Dichlorobenzene
Concen: 9.13 ug/L
RT: 10.281 min Scan# 1849
Delta R.T. 0.000 min
Lab File: V08220128A01.d
Acq: 28 Jan 2022 11:38 am

Tgt Ion:146 Resp: 92302

Ion	Ratio	Lower	Upper
146	100		
111	41.8	28.3	58.7
148	63.4	42.3	87.8

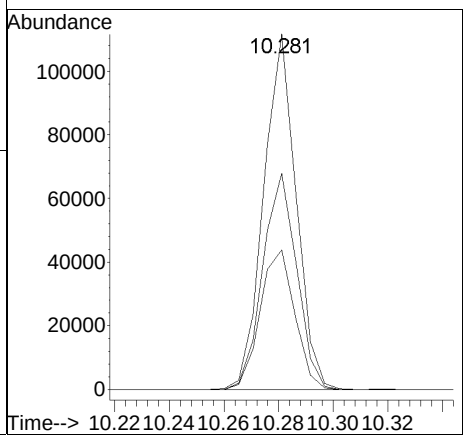

Manual Integration Report

Data Path	: I:\VOLATILES\VOA108\2022\2	QMethod	: V108_220121A_8260.m
Data File	: V08220128A01.d	Operator	: VOA108:NLK
Date Inj'd	: 1/28/2022 11:38 am	Instrument	: VOA 108
Sample	: WG1600155-3,31,10,10	Quant Date	: 1/28/2022 12:35 pm

There are no manual integrations or false positives in this file.

Quantitation Report (QT Reviewed)

Data Path : I:\VOLATILES\VOA105\2022\220201A\
Data File : V05220201A01.d
Acq On : 1 Feb 2022 7:19 am
Operator : VOA105:PD
Sample : WG1600175-3,31,10,10
Misc : WG1600175,ICAL18692
ALS Vial : 1 Sample Multiplier: 1

Quant Time: Feb 01 08:16:40 2022
Quant Method : I:\VOLATILES\VOA105\2022\220201A\V105_220126A_8260.m
Quant Title : VOLATILES BY GC/MS
QLast Update : Wed Jan 26 21:19:35 2022
Response via : Initial Calibration

CCAL FILE(s) : 1 - I:\VOLATILES\VOA105\2022\220201A\V05220201A01.d
Sub List : 8260-Curve-IM-2CEVE - Megamix plus Diox-Iodomethane

Compound	R.T.	QIon	Response	Conc	Units	Dev(Min)
Internal Standards						
1) Fluorobenzene	5.860	96	669932	10.000	ug/L	0.00
Standard Area 1 = 669932			Recovery = 100.00%			
59) Chlorobenzene-d5	9.373	117	563776	10.000	ug/L	0.00
Standard Area 1 = 563776			Recovery = 100.00%			
79) 1,4-Dichlorobenzene-d4	12.106	152	343330	10.000	ug/L	0.00
Standard Area 1 = 343330			Recovery = 100.00%			
System Monitoring Compounds						
36) Dibromofluoromethane	5.068	113	180814	10.193	ug/L	0.00
Spiked Amount 10.000	Range 70 - 130		Recovery = 101.93%			
43) 1,2-Dichloroethane-d4	5.587	65	171898	10.180	ug/L	0.00
Spiked Amount 10.000	Range 70 - 130		Recovery = 101.80%			
60) Toluene-d8	7.533	98	662764	9.511	ug/L	0.00
Spiked Amount 10.000	Range 70 - 130		Recovery = 95.11%			
83) 4-Bromofluorobenzene	10.881	95	253432	9.033	ug/L	0.00
Spiked Amount 10.000	Range 70 - 130		Recovery = 90.33%			
Target Compounds						Qvalue
4) Vinyl chloride	1.841	62	170487	9.474	ug/L	96
10) 1,1-Dichloroethene	2.848	96	140473	10.874	ug/L	93
15) Methylene chloride	3.396	84	141326	9.486	ug/L	78
17) Acetone	3.454	43	16135	9.775	ug/L #	89
18) trans-1,2-Dichloroethene	3.542	96	155559	10.836	ug/L	99
20) Methyl tert-butyl ether	3.630	73	220583	10.411	ug/L #	86
23) 1,1-Dichloroethane	4.119	63	275386	9.558	ug/L	95
28) cis-1,2-Dichloroethene	4.628	96	169717	10.424	ug/L	98
32) Chloroform	4.892	83	237005	9.802	ug/L	99
34) Carbon tetrachloride	5.010	117	204716	10.075	ug/L	97
37) 1,1,1-Trichloroethane	5.078	97	226691	10.724	ug/L	98
39) 2-Butanone	5.186	43	30811	10.166	ug/L #	74
41) Benzene	5.440	78	534710	10.221	ug/L #	94
44) 1,2-Dichloroethane	5.655	62	159076	9.507	ug/L	98
48) Trichloroethene	6.027	95	150168	10.433	ug/L #	80
57) 1,4-Dioxane	6.868	88	34296	684.615	ug/L #	83
61) Toluene	7.592	92	375461	10.131	ug/L	99
63) Tetrachloroethene	8.032	166	216503	11.646	ug/L #	83
73) Chlorobenzene	9.392	112	451412	10.294	ug/L #	82
74) Ethylbenzene	9.422	91	734454	10.141	ug/L	89

Data Path : I:\VOLATILES\VOA105\2022\220201A\
Data File : V05220201A01.d
Acq On : 1 Feb 2022 7:19 am
Operator : VOA105:PD
Sample : WG1600175-3,31,10,10
Misc : WG1600175,ICAL18692
ALS Vial : 1 Sample Multiplier: 1

Quant Time: Feb 01 08:16:40 2022
Quant Method : I:\VOLATILES\VOA105\2022\220201A\V105_220126A_8260.m
Quant Title : VOLATILES BY GC/MS
QLast Update : Wed Jan 26 21:19:35 2022
Response via : Initial Calibration

CCAL FILE(s) : 1 - I:\VOLATILES\VOA105\2022\220201A\V05220201A01.d
Sub List : 8260-Curve-IM-2CEVE - Megamix plus Diox-Iodomethane

	Compound	R.T.	QIon	Response	Conc	Units		Dev(Min)
76)	p/m Xylene	9.608	106	621562	21.649	ug/L		77
77)	o Xylene	10.156	106	591415	21.301	ug/L		76
85)	n-Propylbenzene	11.038	91	908027	9.939	ug/L	#	89
90)	1,3,5-Trimethylbenzene	11.263	105	667559	9.730	ug/L		88
94)	tert-Butylbenzene	11.606	119	623938	10.246	ug/L		93
97)	1,2,4-Trimethylbenzene	11.685	105	650499	9.726	ug/L		89
98)	sec-Butylbenzene	11.792	105	848760	10.107	ug/L		92
100)	1,3-Dichlorobenzene	12.028	146	401819	10.149	ug/L		95
101)	1,4-Dichlorobenzene	12.125	146	401572	10.162	ug/L		95
103)	n-Butylbenzene	12.390	91	565790	9.646	ug/L	#	94
104)	1,2-Dichlorobenzene	12.547	146	360584	10.398	ug/L		95

(#) = qualifier out of range (m) = manual integration (+) = signals summed

Quantitation Report (QT Reviewed)

Data Path : I:\VOLATILES\VOA105\2022\220201A\
Data File : V05220201A01.d
Acq On : 1 Feb 2022 7:19 am
Operator : VOA105:PD
Sample : WG1600175-3,31,10,10
Misc : WG1600175,ICAL18692
ALS Vial : 1 Sample Multiplier: 1

Quant Time: Feb 01 08:16:40 2022
Quant Method : I:\VOLATILES\VOA105\2022\220201A\V105_220126A_8260.m
Quant Title : VOLATILES BY GC/MS
QLast Update : Wed Jan 26 21:19:35 2022
Response via : Initial Calibration

Sub List : 8260-Curve-IM-2CEVE - Megamix plus Diox-Iodomethane•

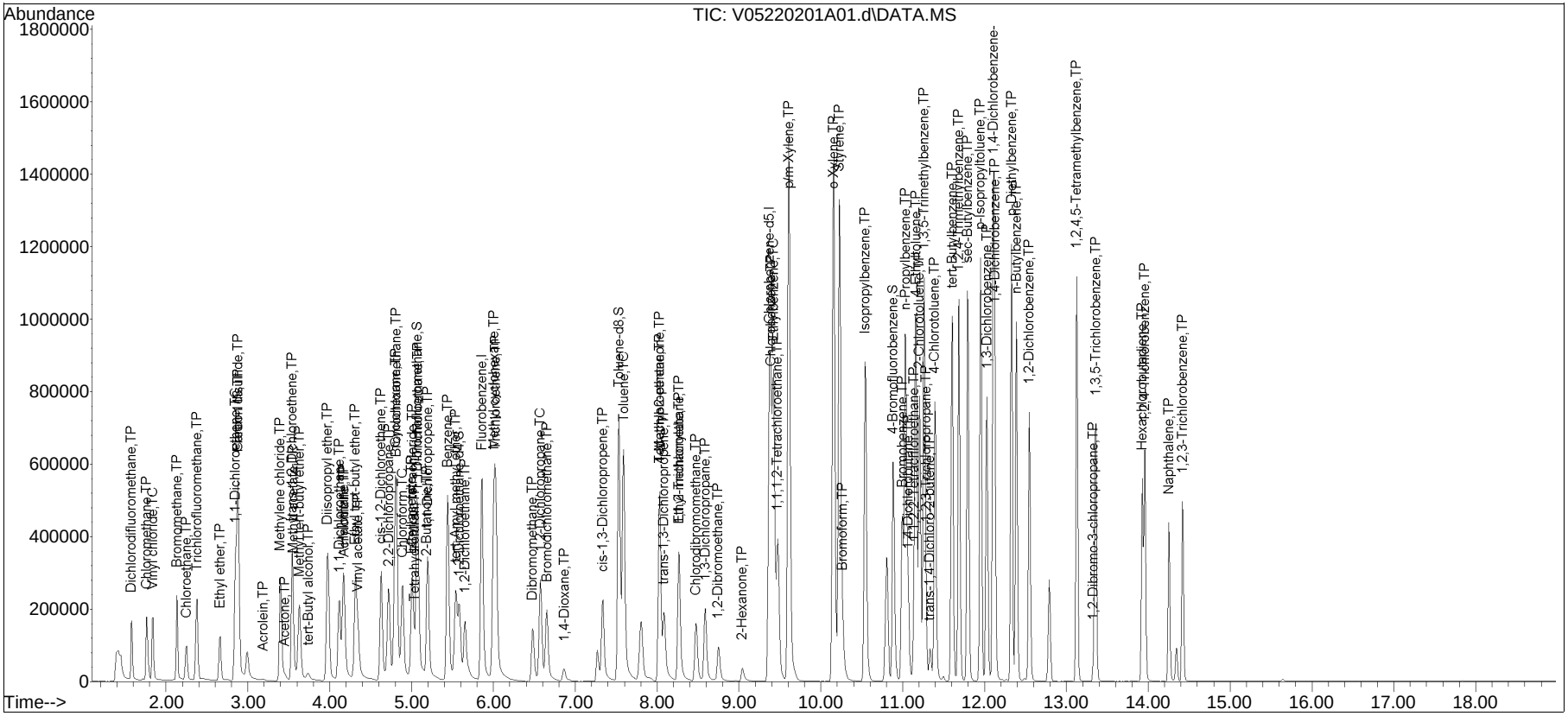



#4
Vinyl chloride
Concen: 9.47 ug/L
RT: 1.841 min Scan# 77
Delta R.T. 0.001 min
Lab File: V05220201A01.d
Acq: 1 Feb 2022 7:19 am

Tgt Ion: 62 Resp: 170487

Ion	Ratio	Lower	Upper
62	100		
64	31.4	13.5	53.5

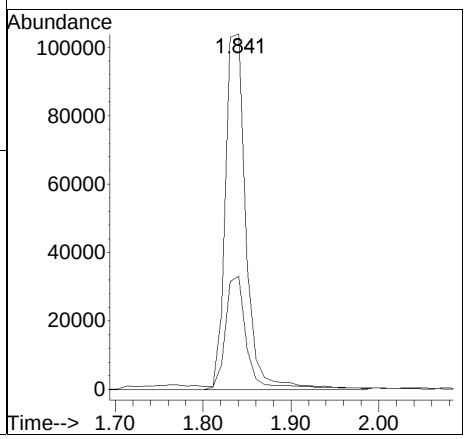

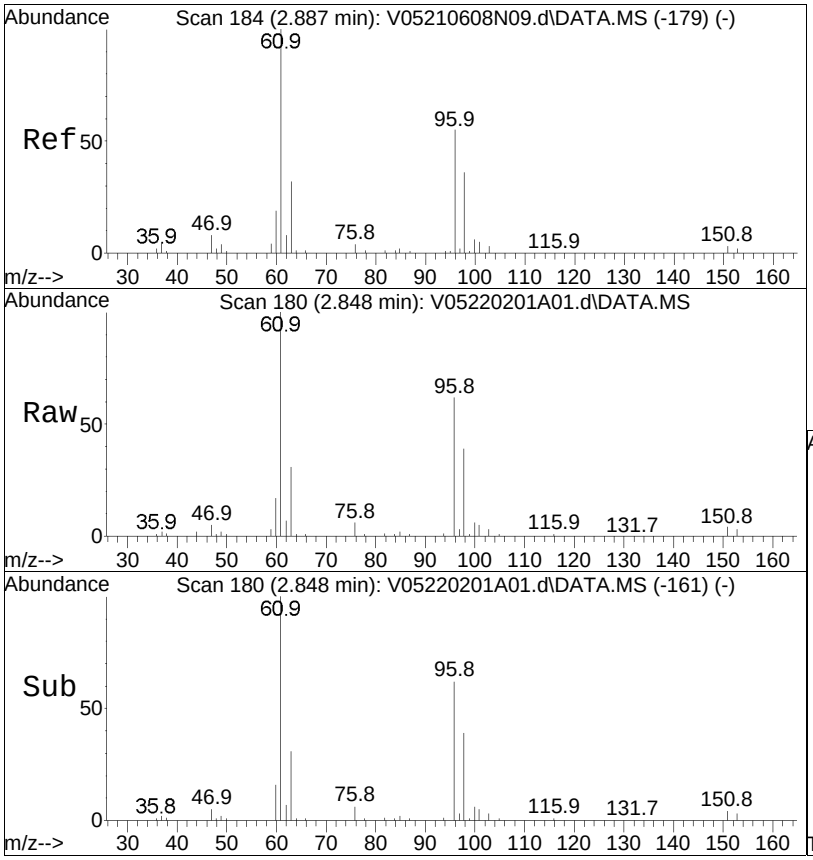

#10
1,1-Dichloroethene
Concen: 10.87 ug/L
RT: 2.848 min Scan# 180
Delta R.T. -0.010 min
Lab File: V05220201A01.d
Acq: 1 Feb 2022 7:19 am

Tgt Ion: 96 Resp: 140473

Ion	Ratio	Lower	Upper
96	100		
61	162.5	136.7	205.1
63	49.1	45.0	67.6

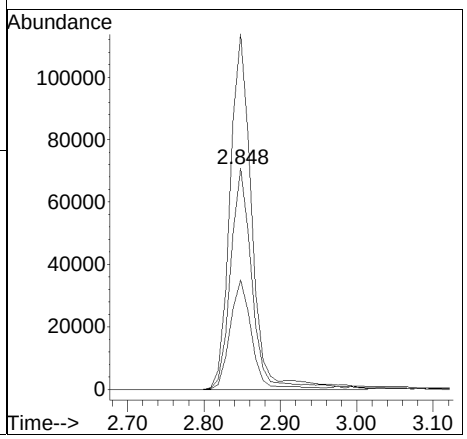

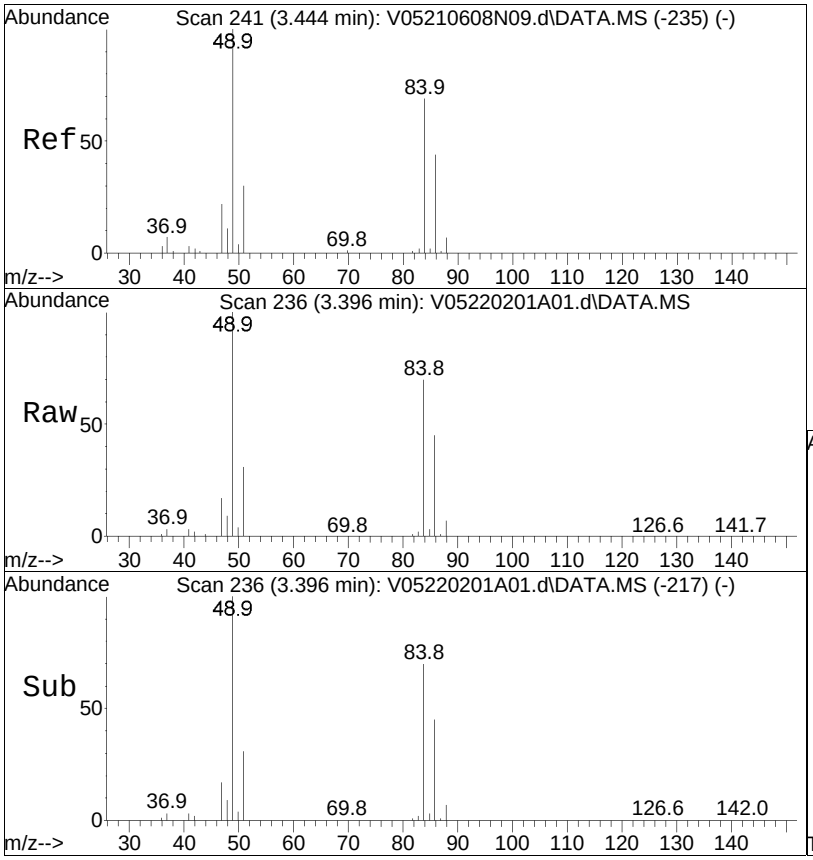

#15
Methylene chloride
Concen: 9.49 ug/L
RT: 3.396 min Scan# 236
Delta R.T. -0.009 min
Lab File: V05220201A01.d
Acq: 1 Feb 2022 7:19 am

Tgt Ion: 84 Resp: 141326

Ion	Ratio	Lower	Upper
84	100		
86	66.2	42.1	87.5
49	142.3	69.3	143.9

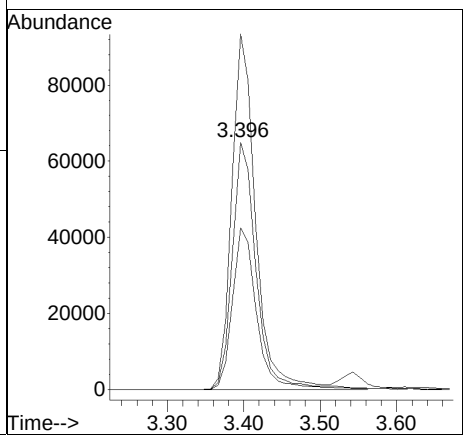

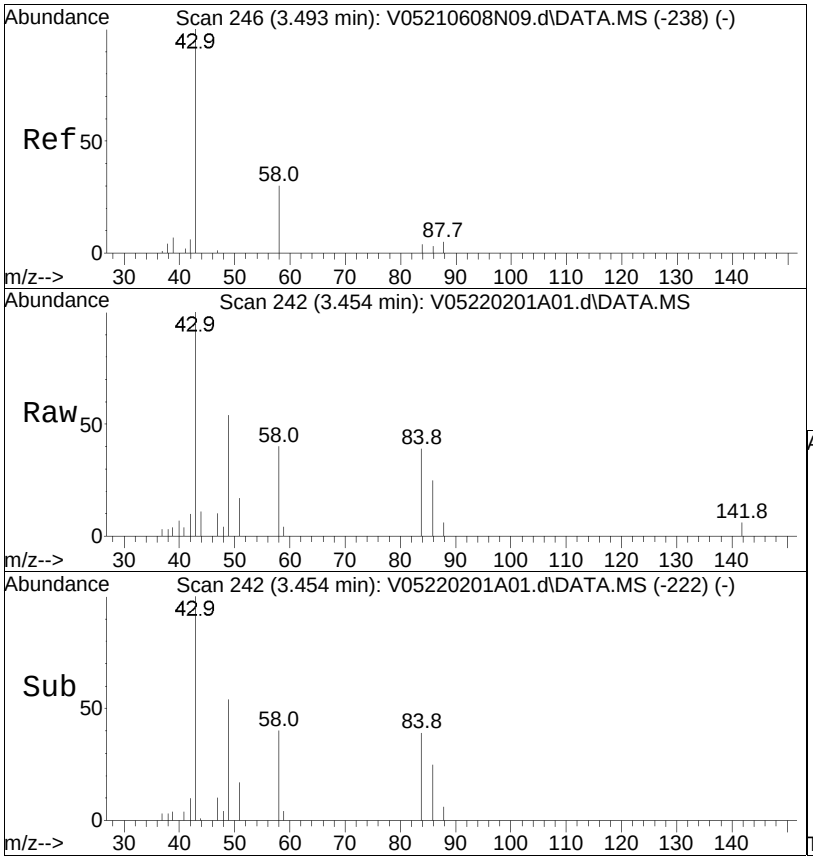

#17
Acetone
Concen: 9.78 ug/L
RT: 3.454 min Scan# 242
Delta R.T. 0.000 min
Lab File: V05220201A01.d
Acq: 1 Feb 2022 7:19 am

Tgt Ion: 43 Resp: 16135

Ion	Ratio	Lower	Upper
43	100		
58	33.5	22.0	33.0#

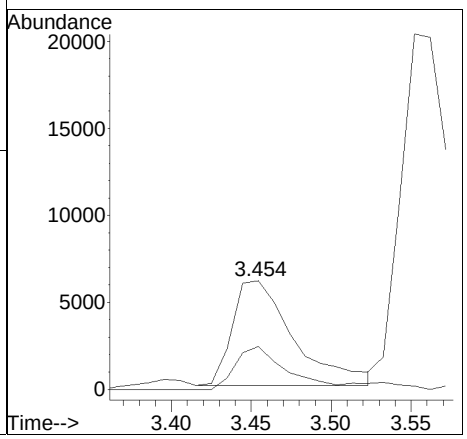

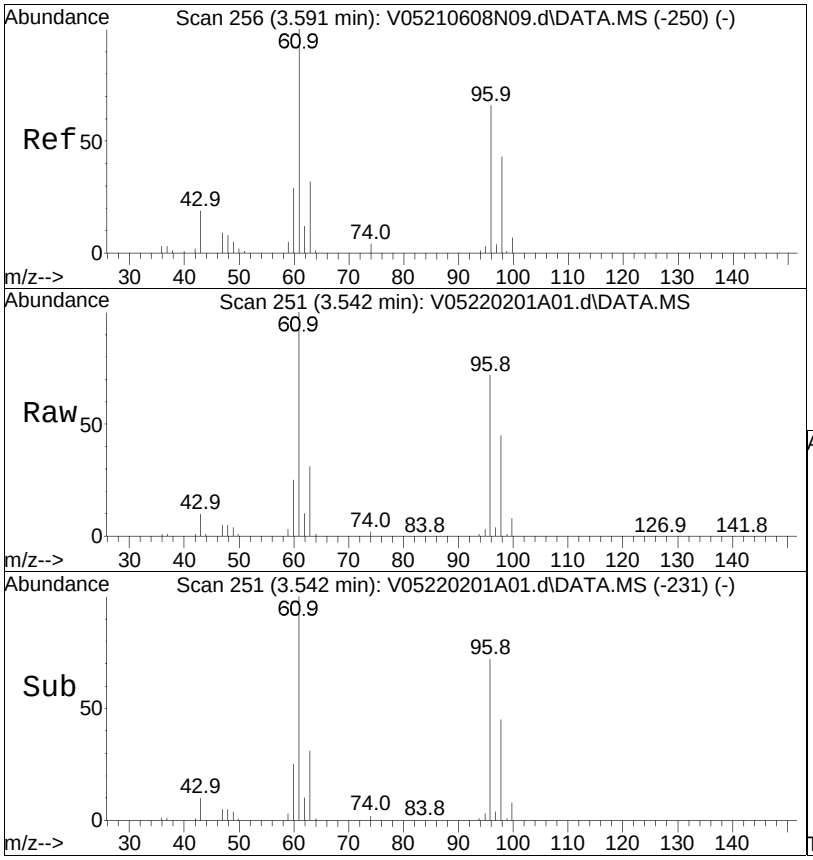

#18
trans-1,2-Dichloroethene
Concen: 10.84 ug/L
RT: 3.542 min Scan# 251
Delta R.T. 0.000 min
Lab File: V05220201A01.d
Acq: 1 Feb 2022 7:19 am

Tgt Ion: 96 Resp: 155559

Ion	Ratio	Lower	Upper
96	100		
61	142.8	91.7	190.5
98	64.4	41.1	85.5
63	44.3	29.4	61.0

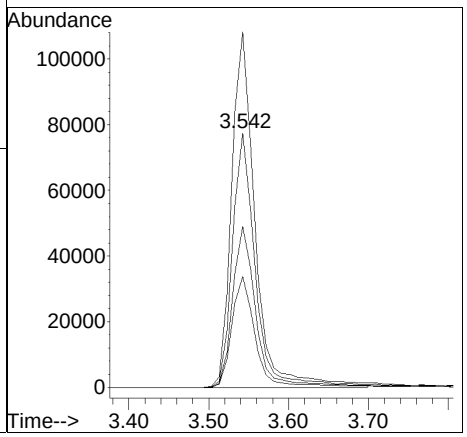

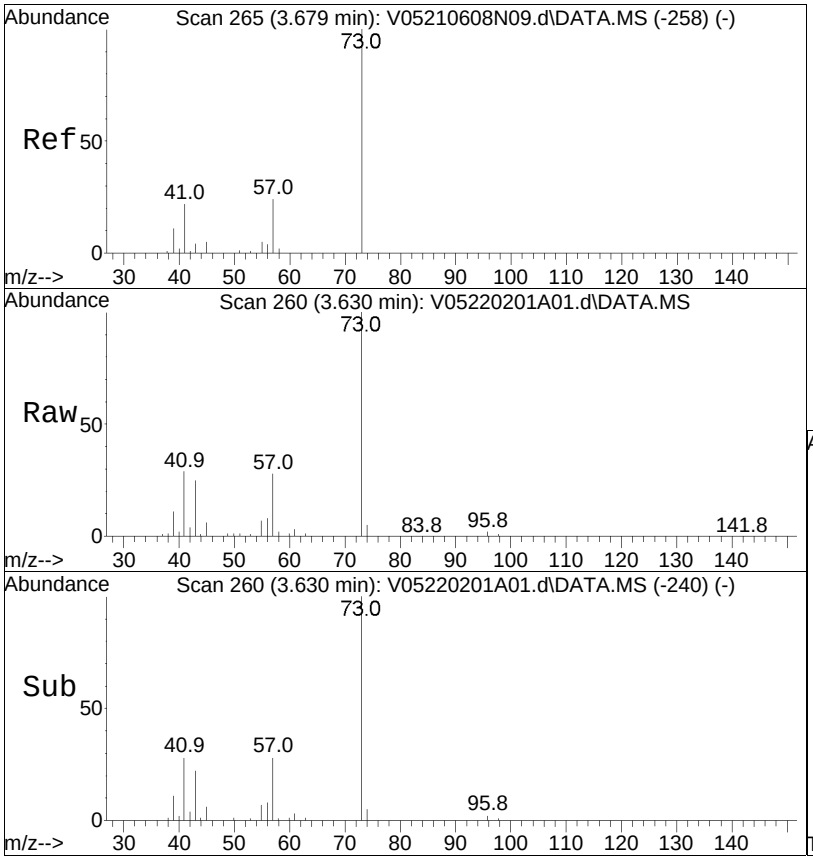

#20
Methyl tert-butyl ether
Concen: 10.41 ug/L
RT: 3.630 min Scan# 260
Delta R.T. 0.000 min
Lab File: V05220201A01.d
Acq: 1 Feb 2022 7:19 am

Tgt Ion: 73 Resp: 220583

Ion	Ratio	Lower	Upper
73	100		
57	26.8	11.8	24.6#
43	23.7	13.5	27.9
41	28.0	13.3	27.5#

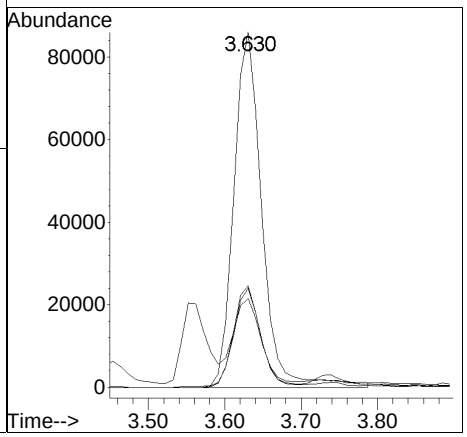

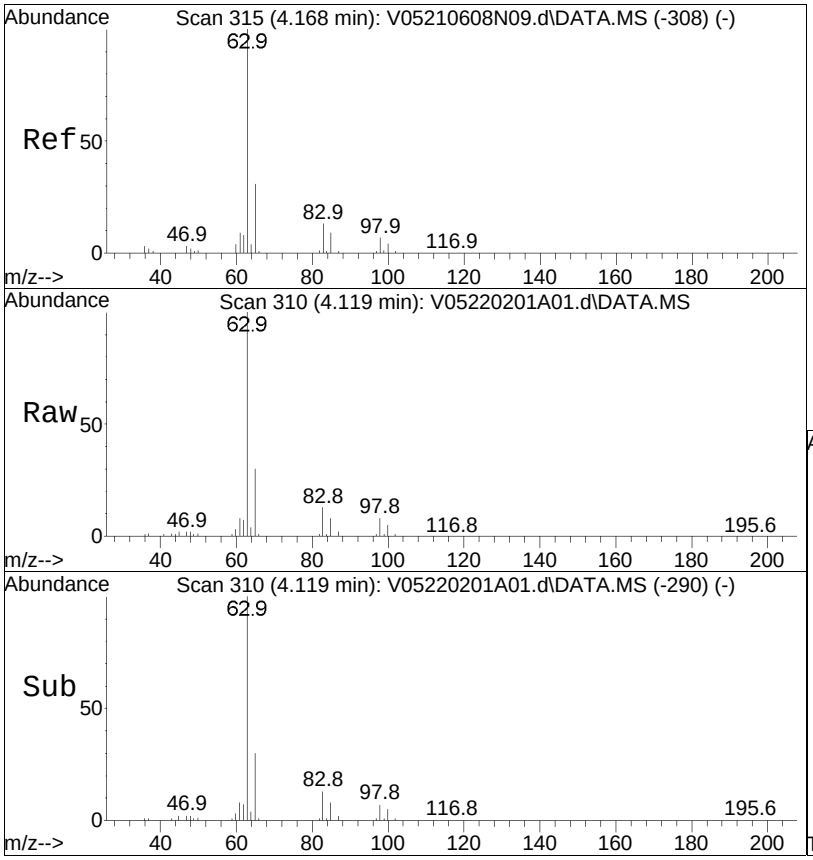

#23
1,1-Dichloroethane
Concen: 9.56 ug/L
RT: 4.119 min Scan# 310
Delta R.T. 0.000 min
Lab File: V05220201A01.d
Acq: 1 Feb 2022 7:19 am

Tgt Ion: 63 Resp: 275386

Ion	Ratio	Lower	Upper
63	100		
65	29.7	11.9	51.9
83	11.8	0.0	34.2

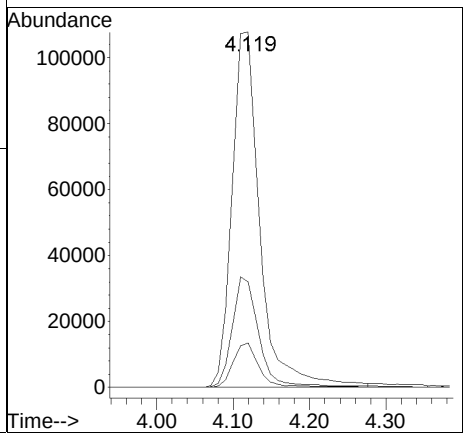

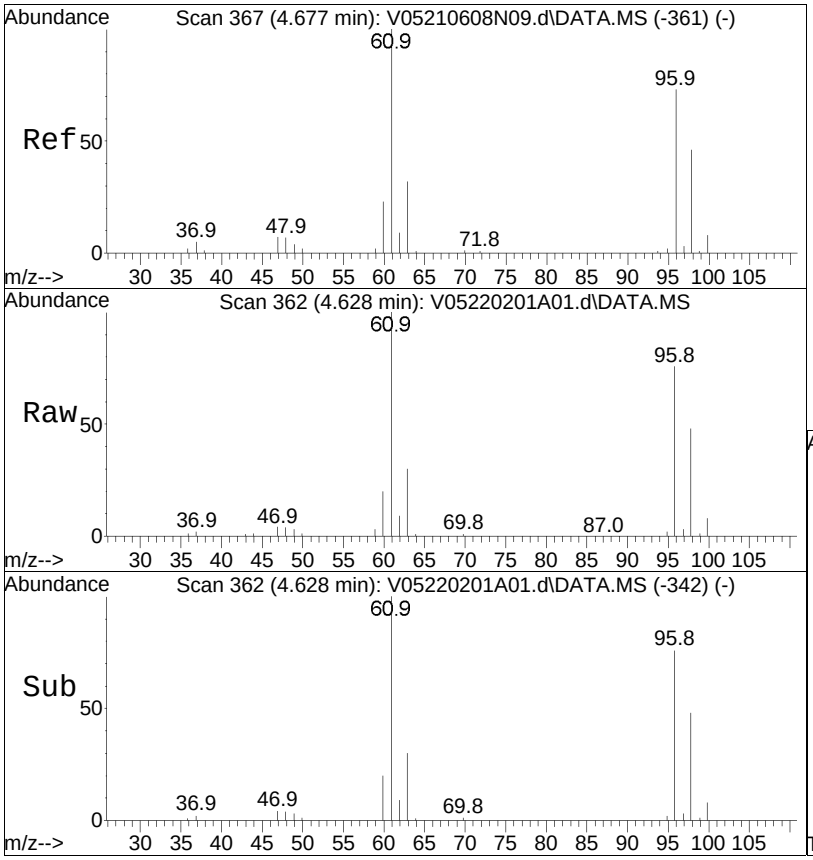

#28
cis-1,2-Dichloroethene
Concen: 10.42 ug/L
RT: 4.628 min Scan# 362
Delta R.T. 0.000 min
Lab File: V05220201A01.d
Acq: 1 Feb 2022 7:19 am

Tgt Ion: 96 Resp: 169717

Ion	Ratio	Lower	Upper
96	100		
61	123.0	100.5	150.7
98	64.3	49.8	74.8

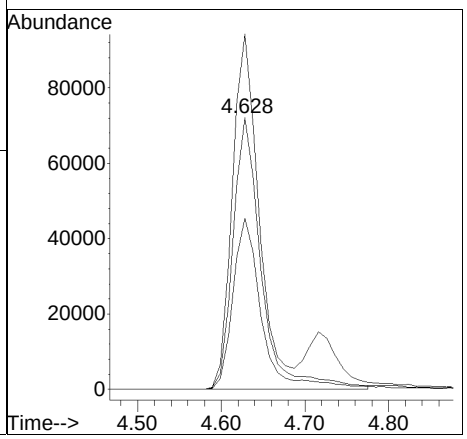

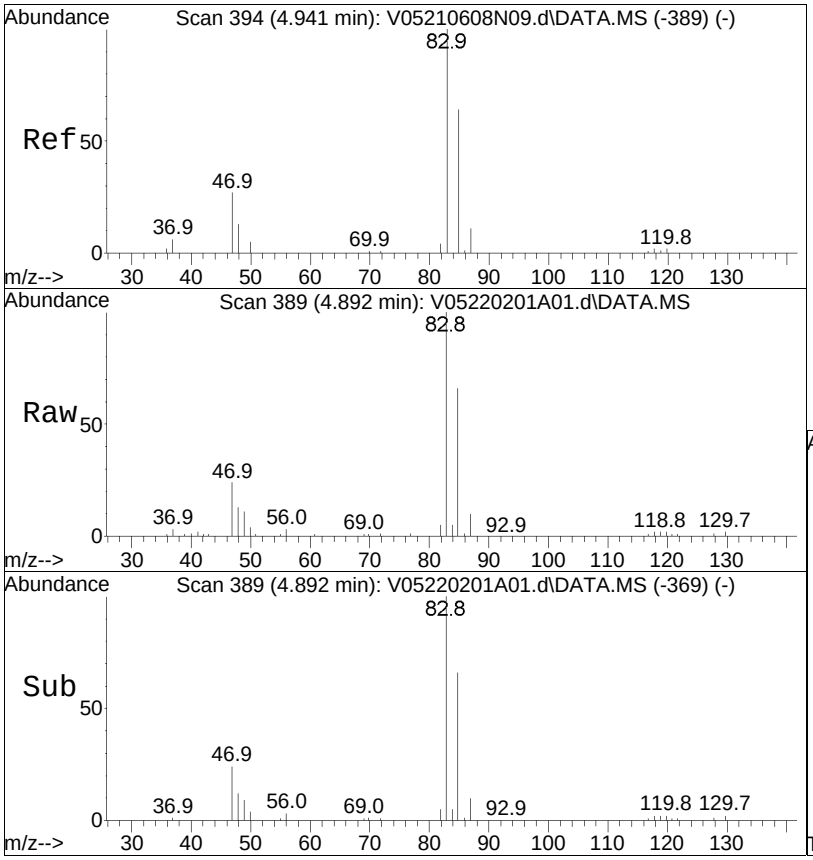

#32
Chloroform
Concen: 9.80 ug/L
RT: 4.892 min Scan# 389
Delta R.T. 0.000 min
Lab File: V05220201A01.d
Acq: 1 Feb 2022 7:19 am

Tgt Ion: 83 Resp: 237005

Ion	Ratio	Lower	Upper
83	100		
85	66.3	42.8	89.0
47	22.8	13.7	28.4
48	11.7	6.9	14.3

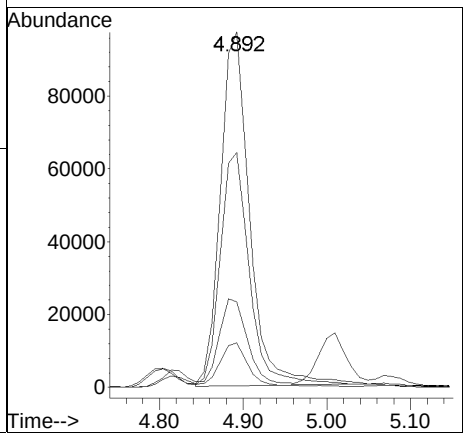

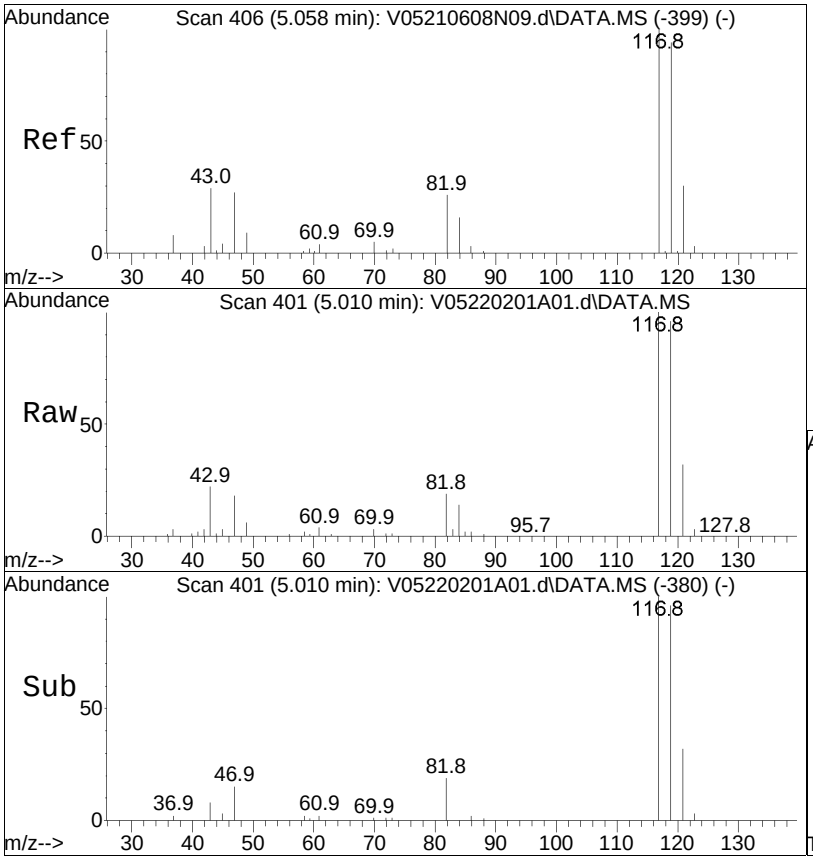

#34
Carbon tetrachloride
Concen: 10.08 ug/L
RT: 5.010 min Scan# 401
Delta R.T. 0.001 min
Lab File: V05220201A01.d
Acq: 1 Feb 2022 7:19 am

Tgt Ion:117 Resp: 204716

Ion	Ratio	Lower	Upper
117	100		
119	96.3	63.6	132.2
121	31.7	19.8	41.0
82	19.9	15.9	32.9

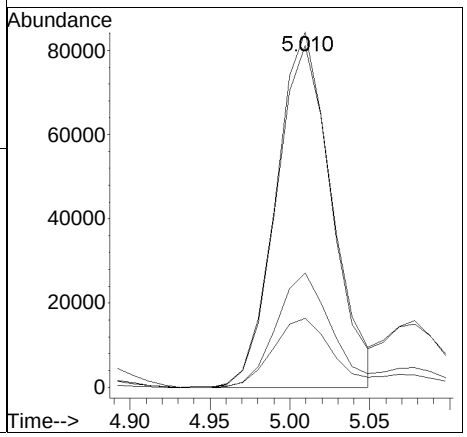

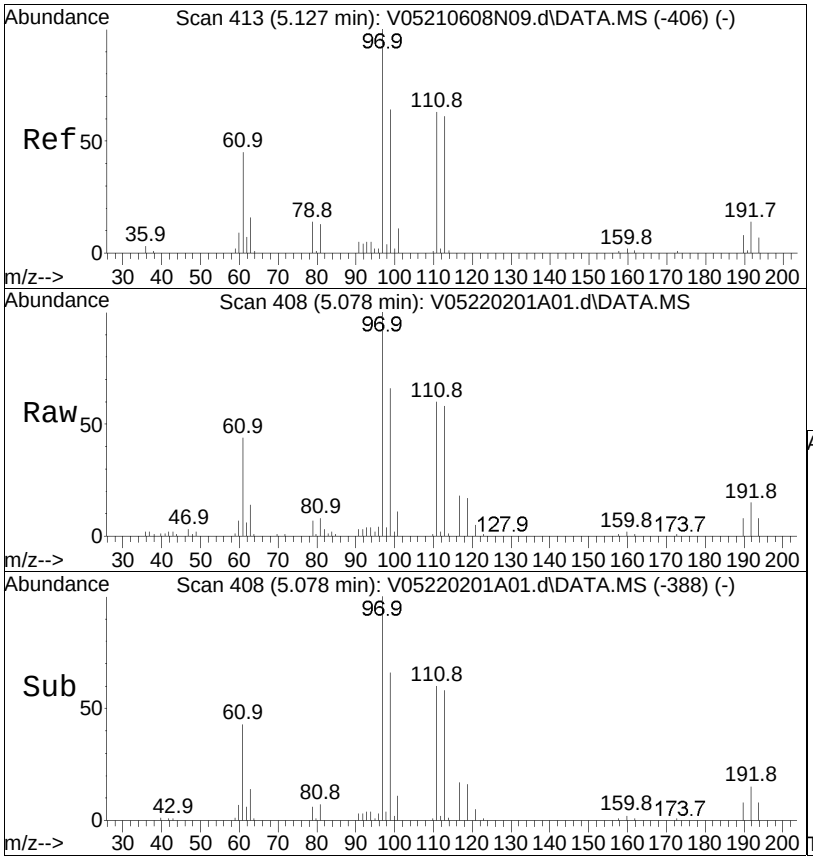

#37
1,1,1-Trichloroethane
Concen: 10.72 ug/L
RT: 5.078 min Scan# 408
Delta R.T. -0.000 min
Lab File: V05220201A01.d
Acq: 1 Feb 2022 7:19 am

Tgt Ion: 97 Resp: 226691

Ion	Ratio	Lower	Upper
97	100		
99	64.7	41.7	86.5
61	43.1	26.1	54.3
63	13.4	8.5	17.6

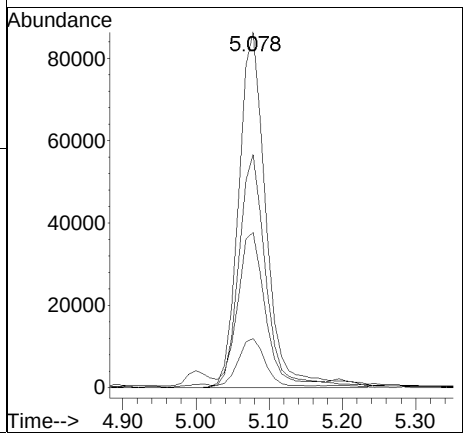

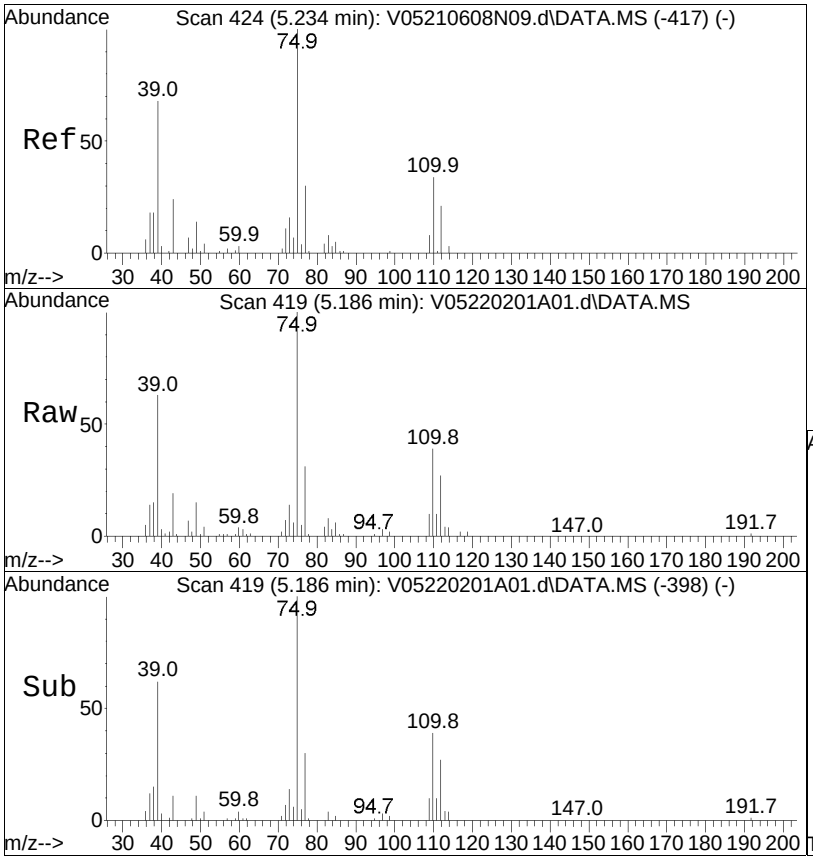

#39
2-Butanone
Concen: 10.17 ug/L
RT: 5.186 min Scan# 419
Delta R.T. 0.001 min
Lab File: V05220201A01.d
Acq: 1 Feb 2022 7:19 am

Tgt Ion: 43 Resp: 30811

Ion	Ratio	Lower	Upper
43	100		
72	48.6	55.6	83.4#

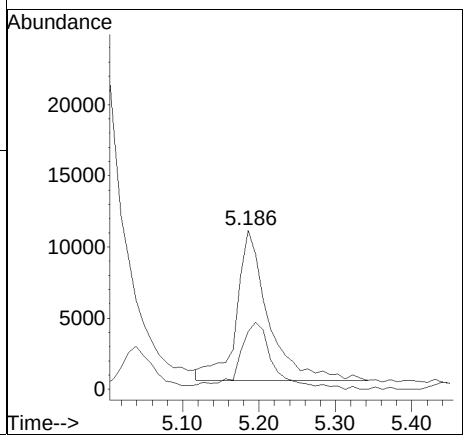

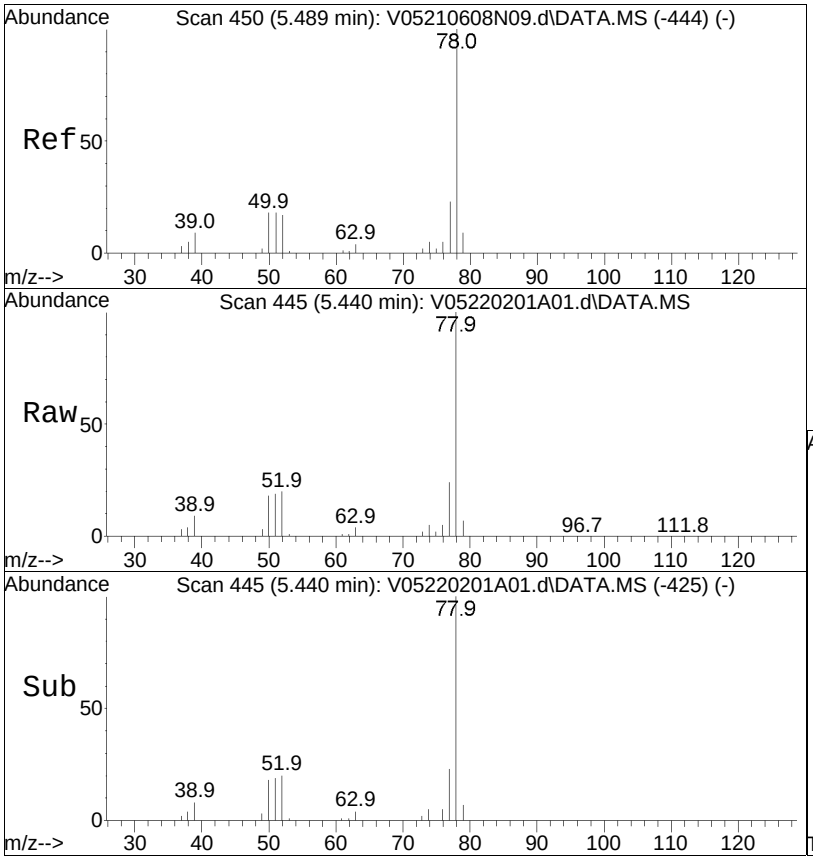

#41
Benzene
Concen: 10.22 ug/L
RT: 5.440 min Scan# 445
Delta R.T. -0.000 min
Lab File: V05220201A01.d
Acq: 1 Feb 2022 7:19 am

Tgt Ion: 78 Resp: 534710

Ion	Ratio	Lower	Upper
78	100		
77	23.2	15.2	31.6
51	18.9	10.5	21.7
52	20.6	9.5	19.7#

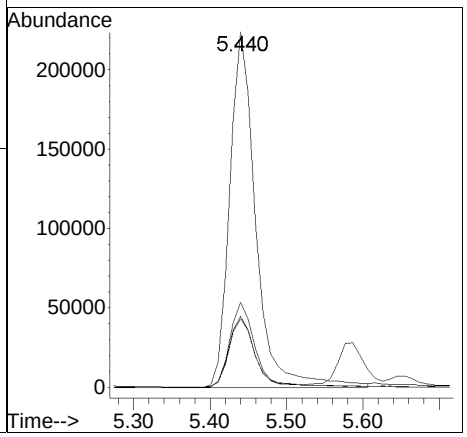

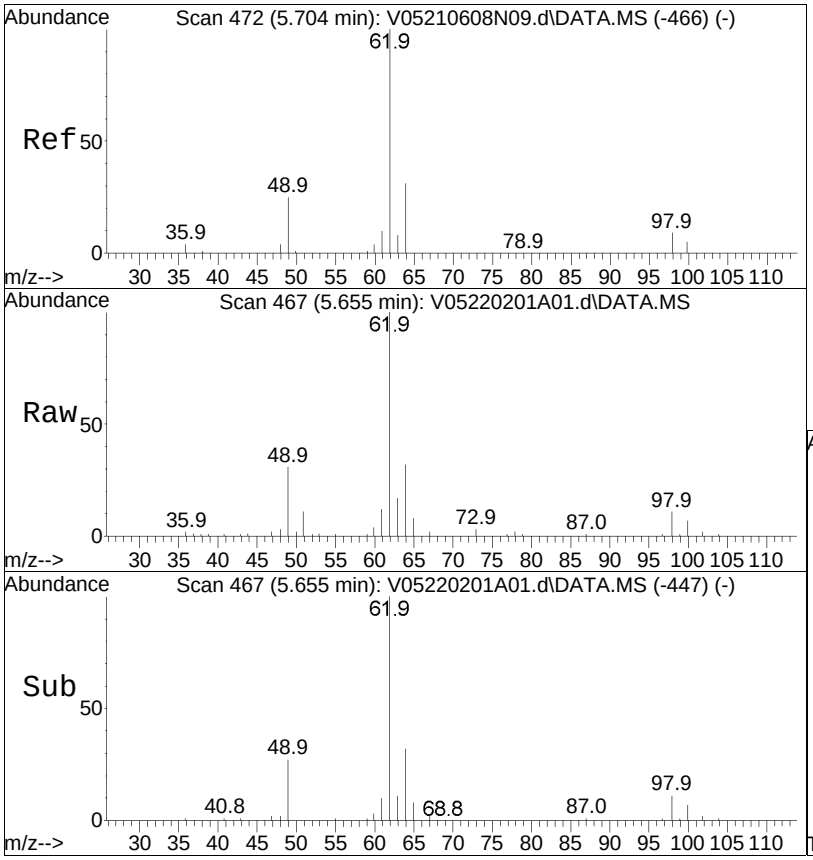

#44
1,2-Dichloroethane
Concen: 9.51 ug/L
RT: 5.655 min Scan# 467
Delta R.T. 0.000 min
Lab File: V05220201A01.d
Acq: 1 Feb 2022 7:19 am

Tgt Ion: 62 Resp: 159076

Ion	Ratio	Lower	Upper
62	100		
64	32.7	13.2	53.2
98	10.7	0.0	27.8

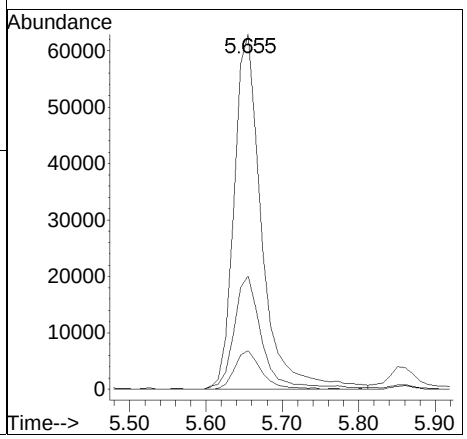

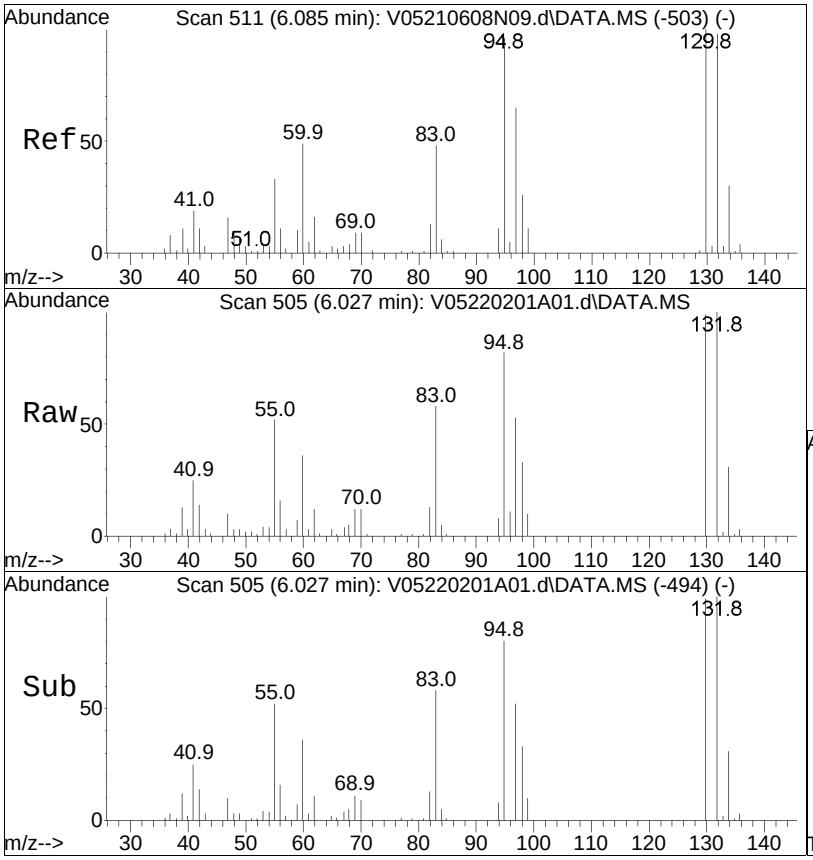

#48
Trichloroethene
Concen: 10.43 ug/L
RT: 6.027 min Scan# 505
Delta R.T. -0.009 min
Lab File: V05220201A01.d
Acq: 1 Feb 2022 7:19 am

Tgt Ion: 95 Resp: 150168

Ion	Ratio	Lower	Upper
95	100		
97	67.9	56.1	84.1
130	128.5	77.7	116.5#

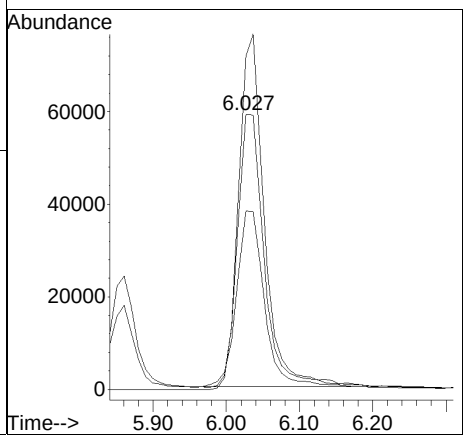

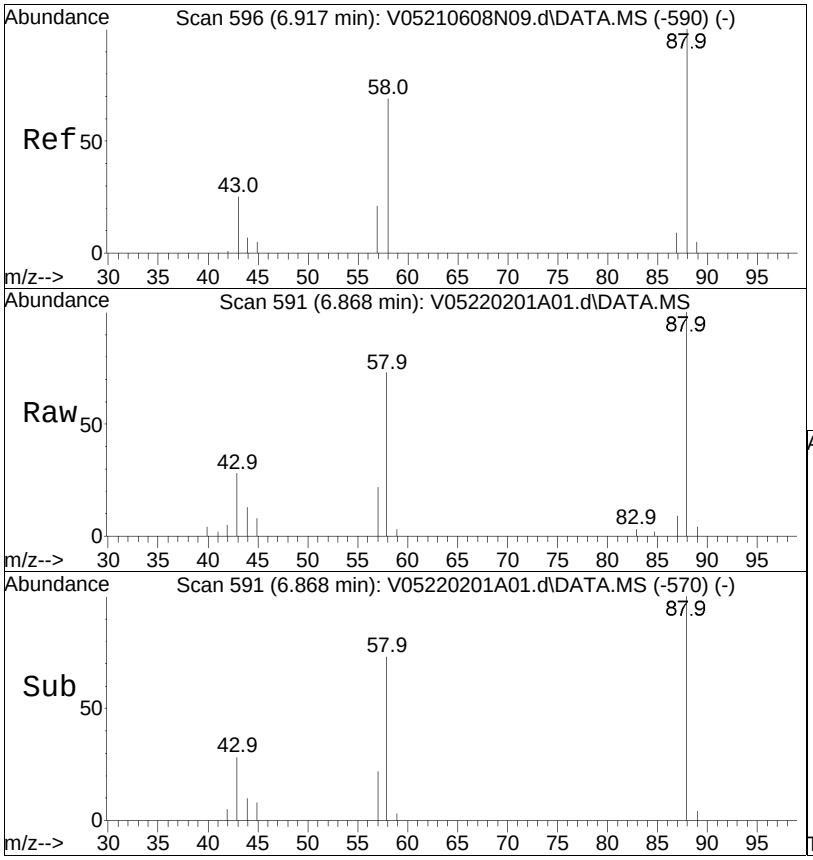

#57
1,4-Dioxane
Concen: 684.61 ug/L
RT: 6.868 min Scan# 591
Delta R.T. 0.010 min
Lab File: V05220201A01.d
Acq: 1 Feb 2022 7:19 am

Tgt Ion: 88 Resp: 34296

Ion	Ratio	Lower	Upper
88	100		
58	78.4	50.6	75.8#
43	30.3	20.5	30.7

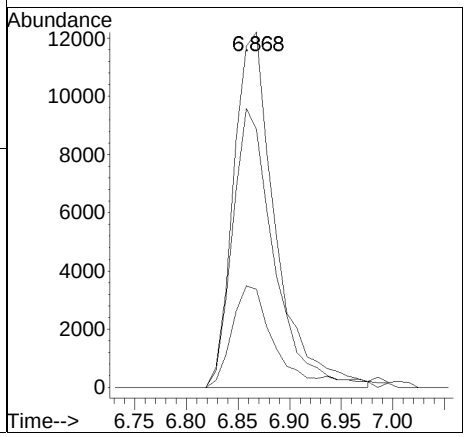



#61
Toluene
Concen: 10.13 ug/L
RT: 7.592 min Scan# 665
Delta R.T. -0.000 min
Lab File: V05220201A01.d
Acq: 1 Feb 2022 7:19 am

Tgt Ion: 92 Resp: 375461

Ion	Ratio	Lower	Upper
92	100		
91	167.6	135.2	202.8

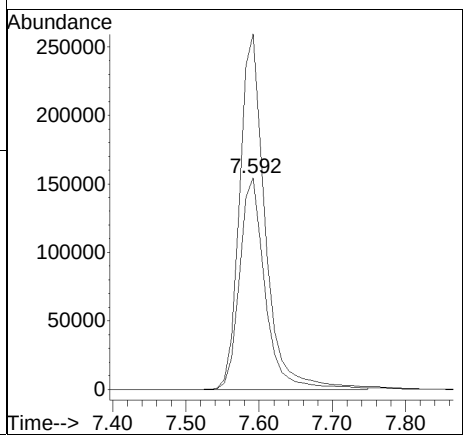

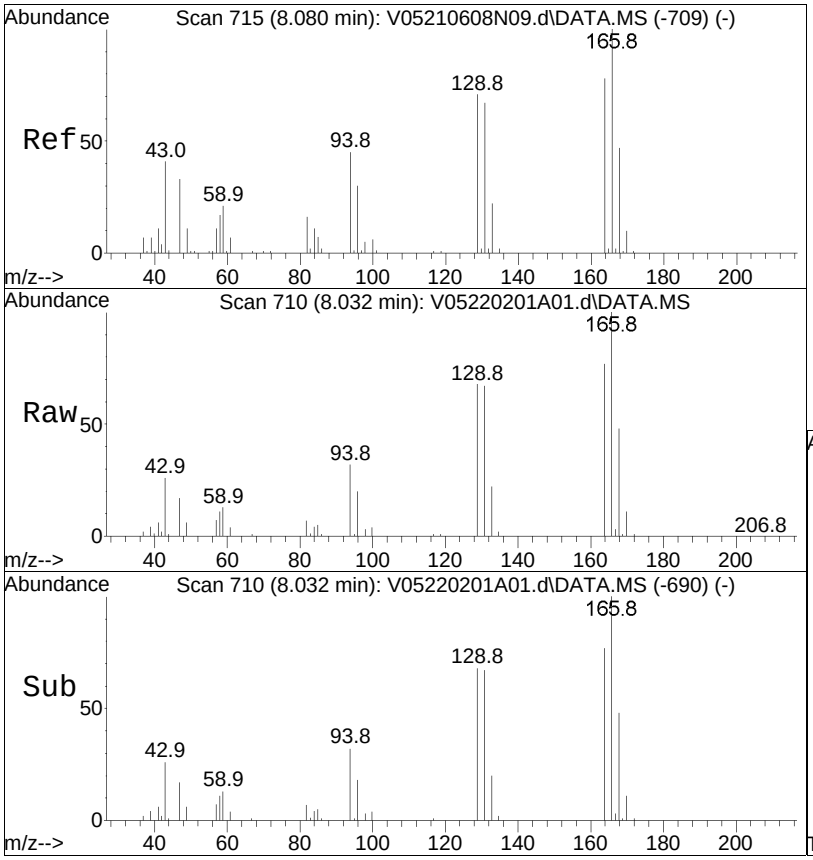

#63
Tetrachloroethene
Concen: 11.65 ug/L
RT: 8.032 min Scan# 710
Delta R.T. -0.000 min
Lab File: V05220201A01.d
Acq: 1 Feb 2022 7:19 am

Tgt Ion:166 Resp: 216503

Ion	Ratio	Lower	Upper
166	100		
168	47.4	30.2	70.2
94	31.6	32.5	72.5#

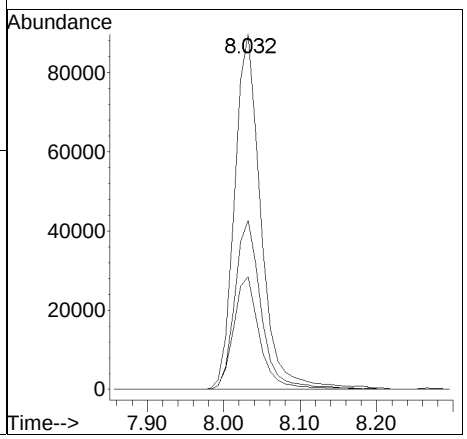

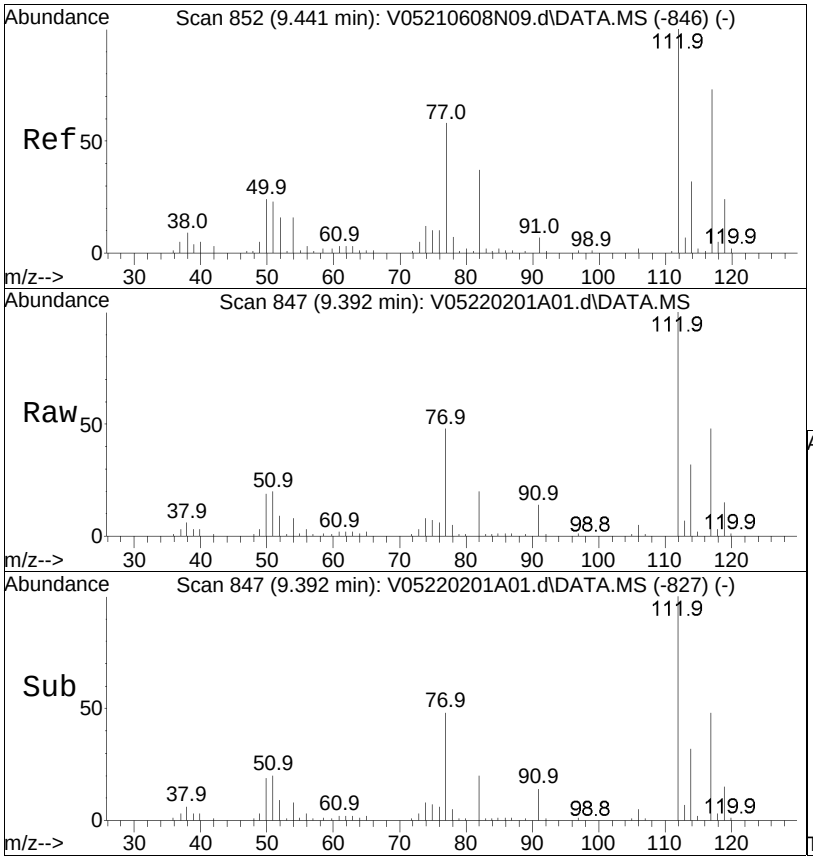

#73
Chlorobenzene
Concen: 10.29 ug/L
RT: 9.392 min Scan# 847
Delta R.T. 0.000 min
Lab File: V05220201A01.d
Acq: 1 Feb 2022 7:19 am

Tgt Ion:112 Resp: 451412

Ion	Ratio	Lower	Upper
112	100		
77	60.3	66.1	99.1#
114	31.9	25.4	38.0

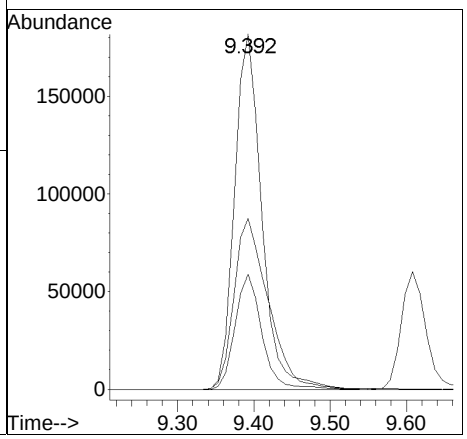

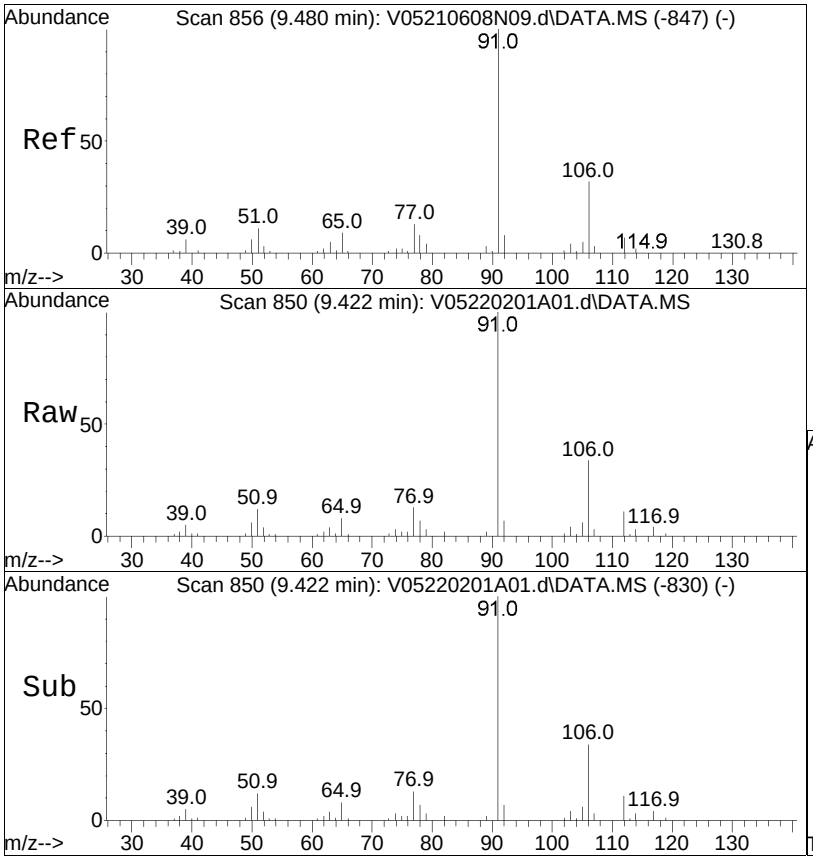

#74
Ethylbenzene
Concen: 10.14 ug/L
RT: 9.422 min Scan# 850
Delta R.T. -0.000 min
Lab File: V05220201A01.d
Acq: 1 Feb 2022 7:19 am

Tgt Ion: 91 Resp: 734454

Ion	Ratio	Lower	Upper
91	100		
106	34.2	22.9	34.3

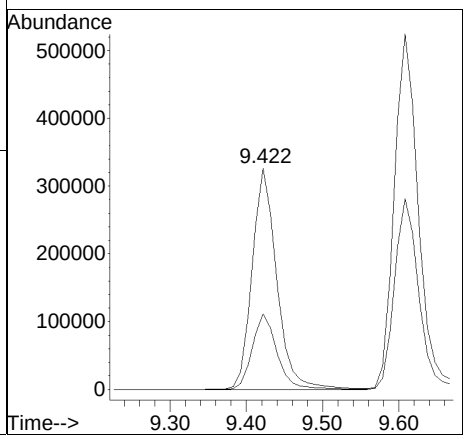

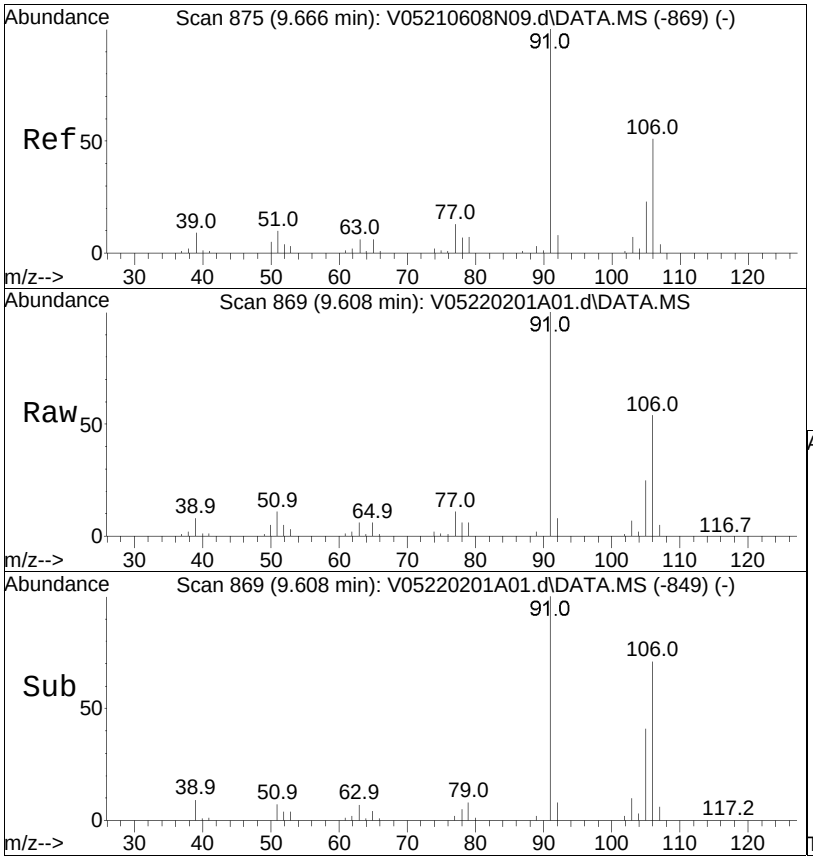

#76
p/m Xylene
Concen: 21.65 ug/L
RT: 9.608 min Scan# 869
Delta R.T. -0.000 min
Lab File: V05220201A01.d
Acq: 1 Feb 2022 7:19 am

Tgt Ion:106 Resp: 621562

Ion	Ratio	Lower	Upper
106	100		
91	184.9	177.2	265.8

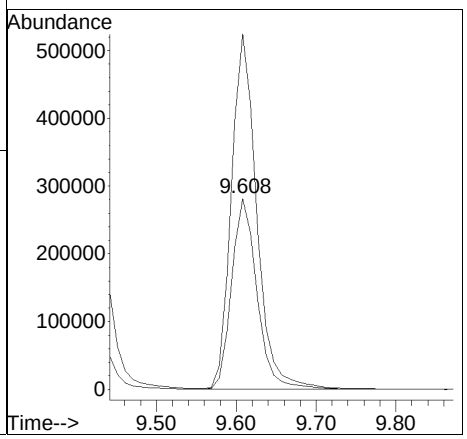

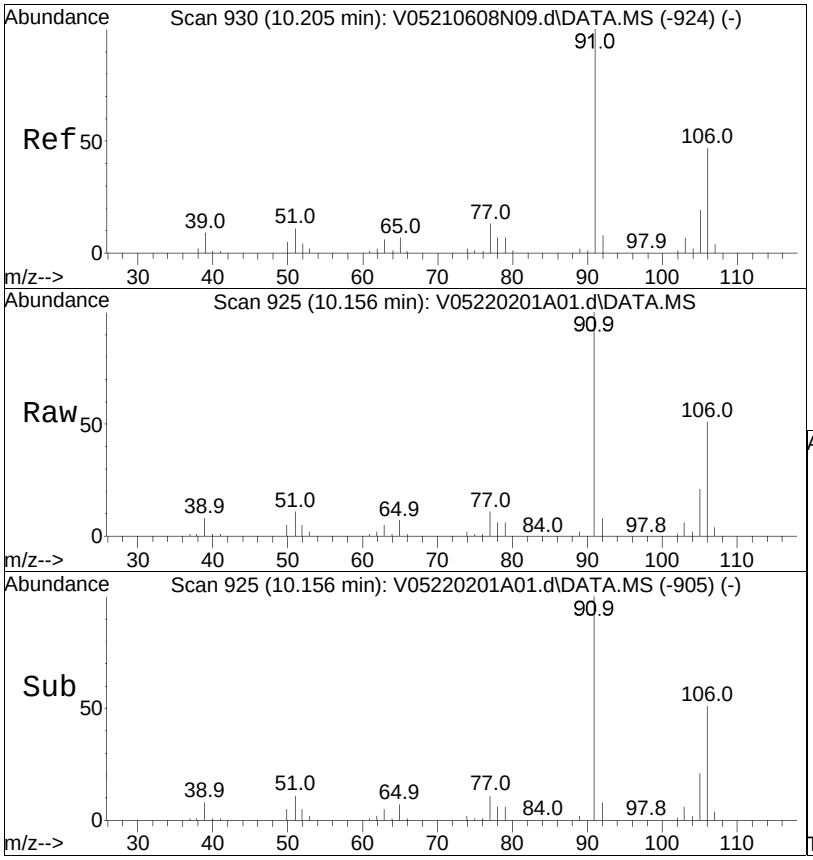

#77
o Xylene
Concen: 21.30 ug/L
RT: 10.156 min Scan# 925
Delta R.T. 0.000 min
Lab File: V05220201A01.d
Acq: 1 Feb 2022 7:19 am

Tgt Ion:106 Resp: 591415

Ion	Ratio	Lower	Upper
106	100		
91	194.3	187.0	280.6

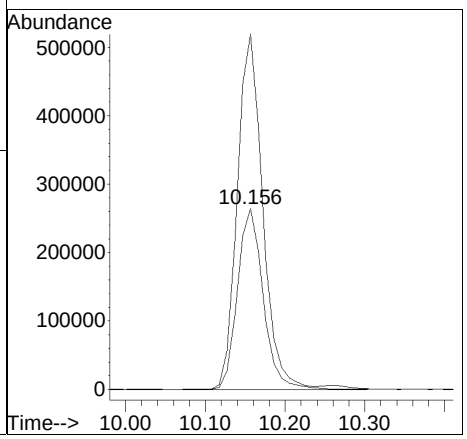



#85
n-Propylbenzene
Concen: 9.94 ug/L
RT: 11.038 min Scan# 1015
Delta R.T. 0.000 min
Lab File: V05220201A01.d
Acq: 1 Feb 2022 7:19 am

Tgt Ion: 91 Resp: 908027

Ion	Ratio	Lower	Upper
91	100		
120	26.7	17.3	25.9#

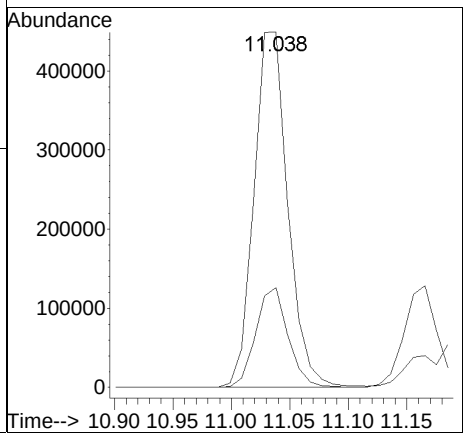

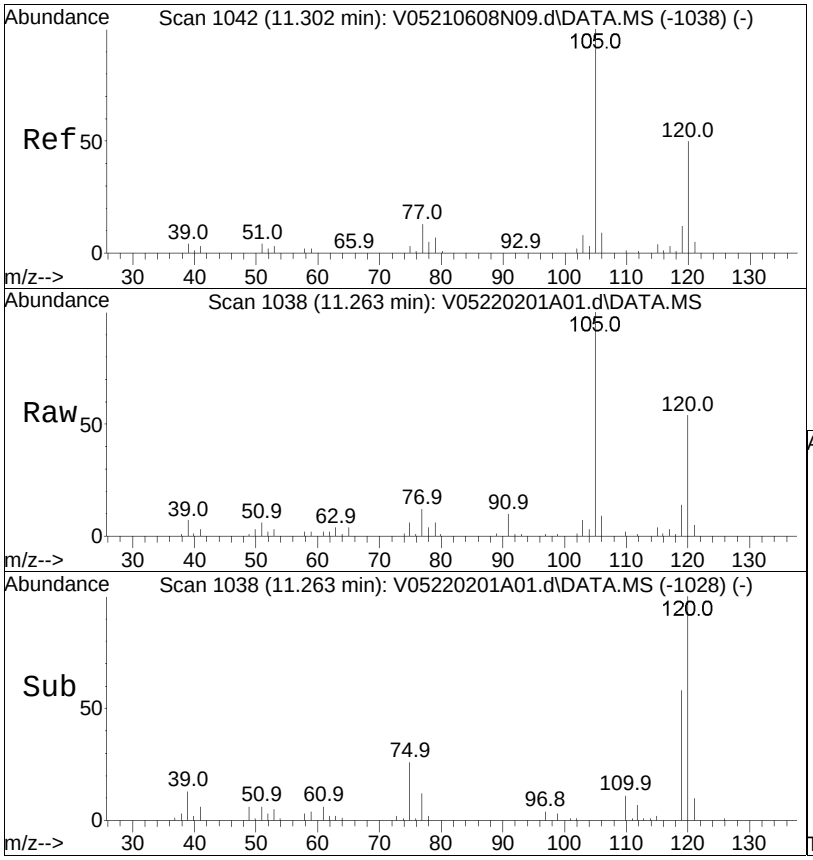

#90
1,3,5-Trimethylbenzene
Concen: 9.73 ug/L
RT: 11.263 min Scan# 1038
Delta R.T. 0.000 min
Lab File: V05220201A01.d
Acq: 1 Feb 2022 7:19 am

Tgt Ion:105 Resp: 667559

Ion	Ratio	Lower	Upper
105	100		
120	54.1	37.0	55.6

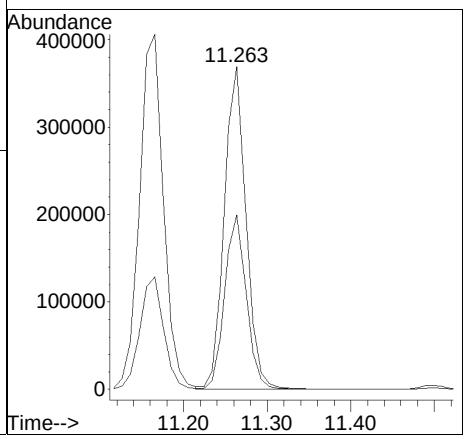

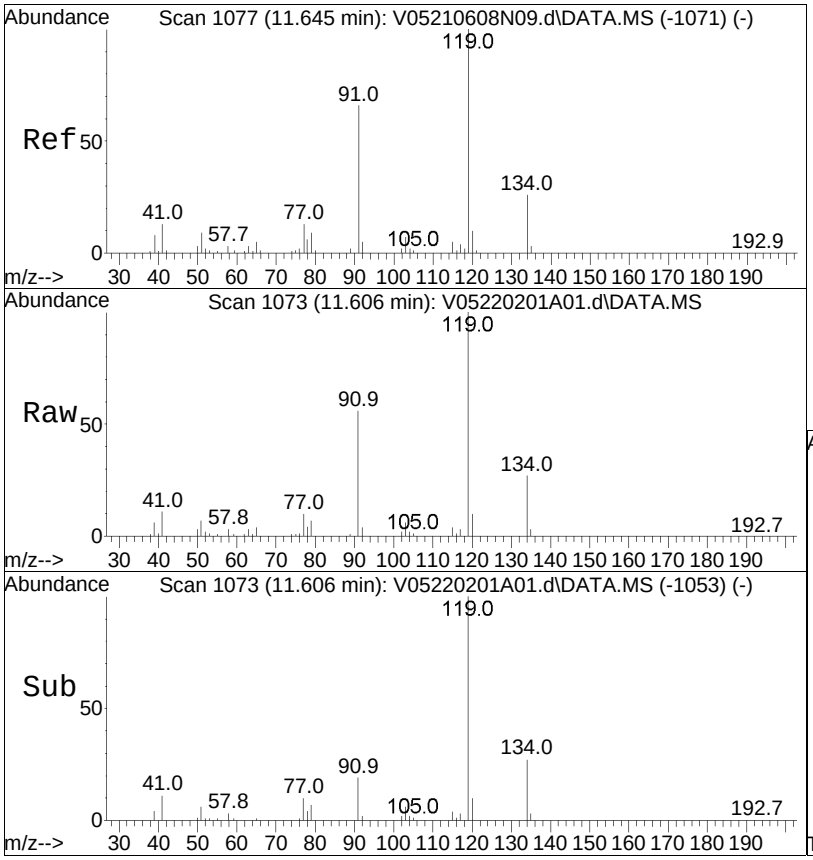

#94
tert-Butylbenzene
Concen: 10.25 ug/L
RT: 11.606 min Scan# 1073
Delta R.T. 0.000 min
Lab File: V05220201A01.d
Acq: 1 Feb 2022 7:19 am

Tgt Ion:119 Resp: 623938

Ion	Ratio	Lower	Upper
119	100		
91	56.4	49.2	73.8
134	27.3	18.3	27.5

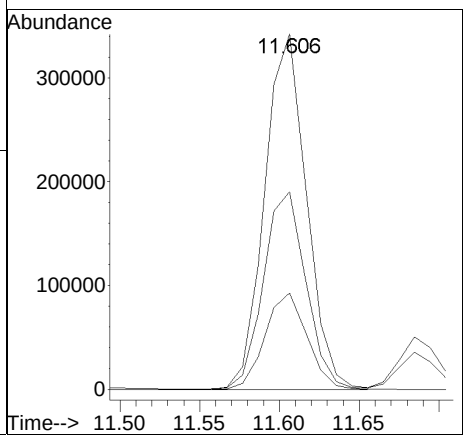

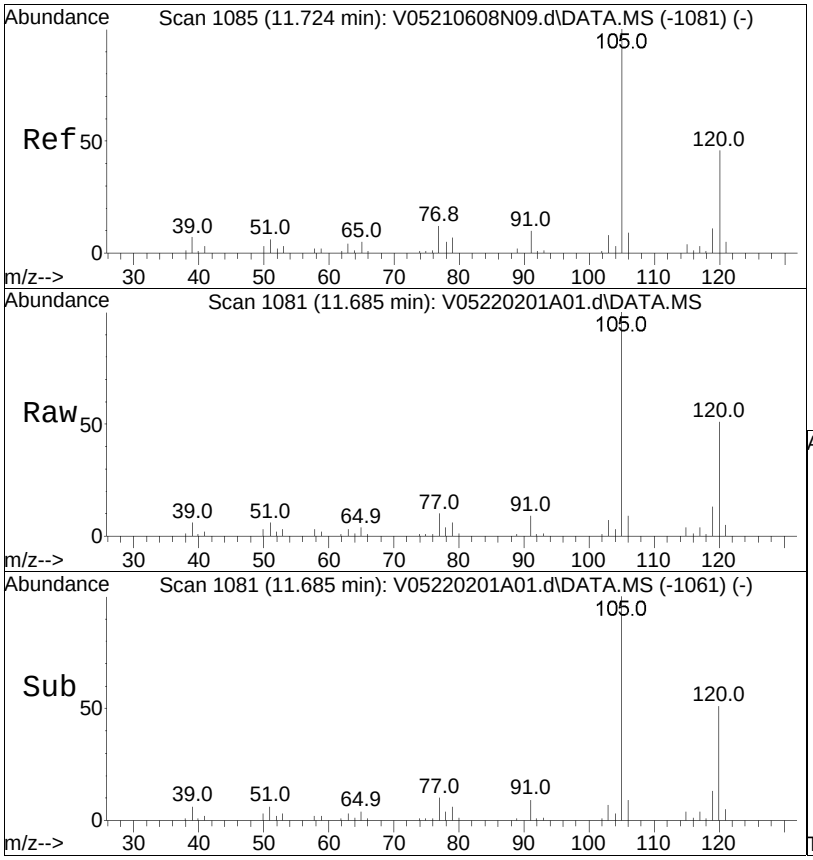

#97
1,2,4-Trimethylbenzene
Concen: 9.73 ug/L
RT: 11.685 min Scan# 1081
Delta R.T. -0.000 min
Lab File: V05220201A01.d
Acq: 1 Feb 2022 7:19 am

Tgt Ion:105 Resp: 650499

Ion	Ratio	Lower	Upper
105	100		
120	50.2	34.4	51.6

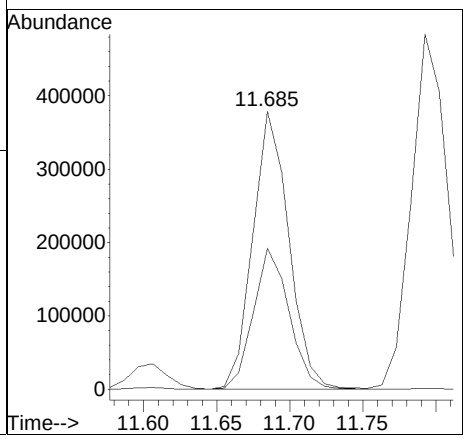

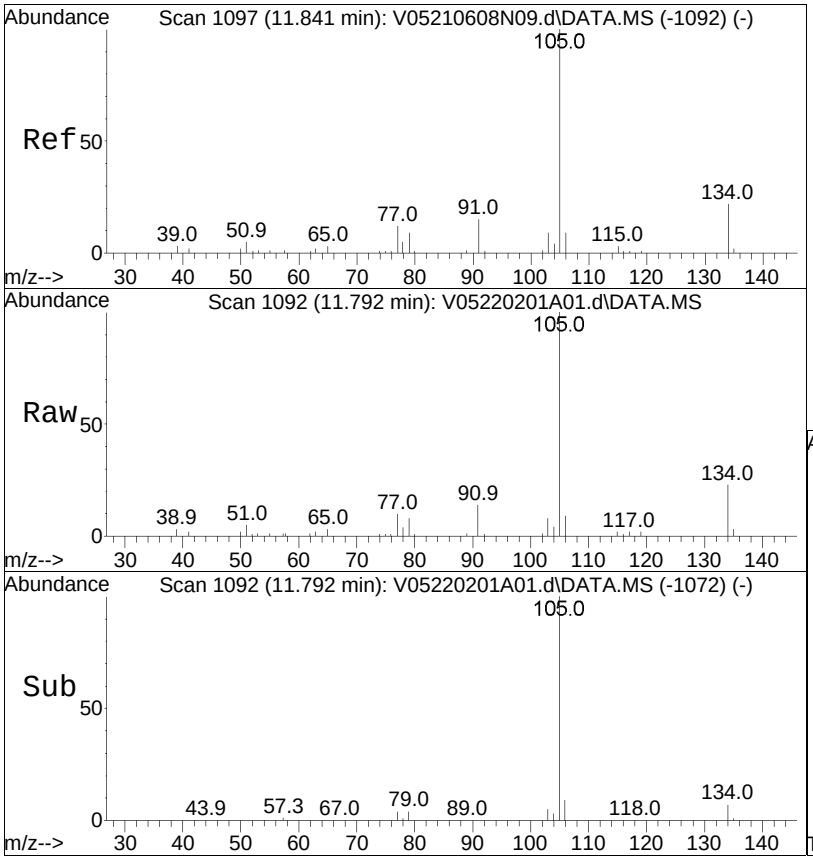

#98
sec-Butylbenzene
Concen: 10.11 ug/L
RT: 11.792 min Scan# 1092
Delta R.T. 0.000 min
Lab File: V05220201A01.d
Acq: 1 Feb 2022 7:19 am

Tgt Ion:105 Resp: 848760

Ion	Ratio	Lower	Upper
105	100		
134	23.6	12.9	26.9

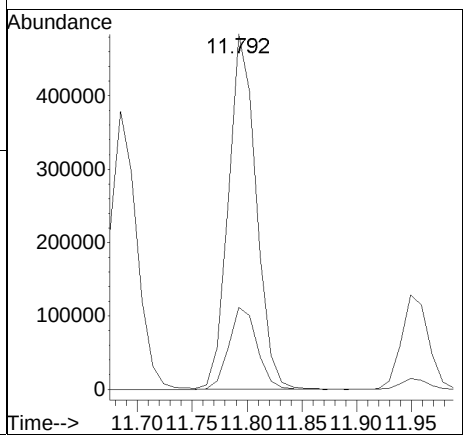

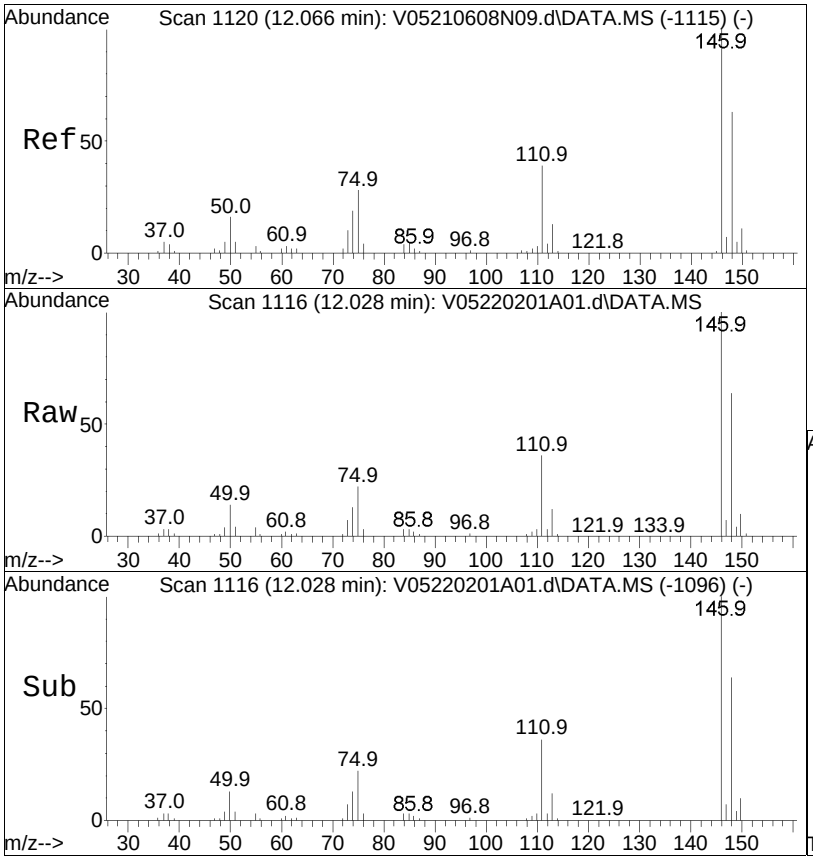

#100
1,3-Dichlorobenzene
Concen: 10.15 ug/L
RT: 12.028 min Scan# 1116
Delta R.T. 0.001 min
Lab File: V05220201A01.d
Acq: 1 Feb 2022 7:19 am

Tgt Ion:146 Resp: 401819

Ion	Ratio	Lower	Upper
146	100		
111	36.2	28.0	58.1
148	64.8	41.6	86.4

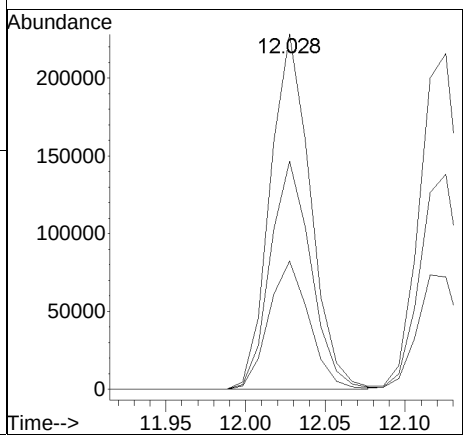

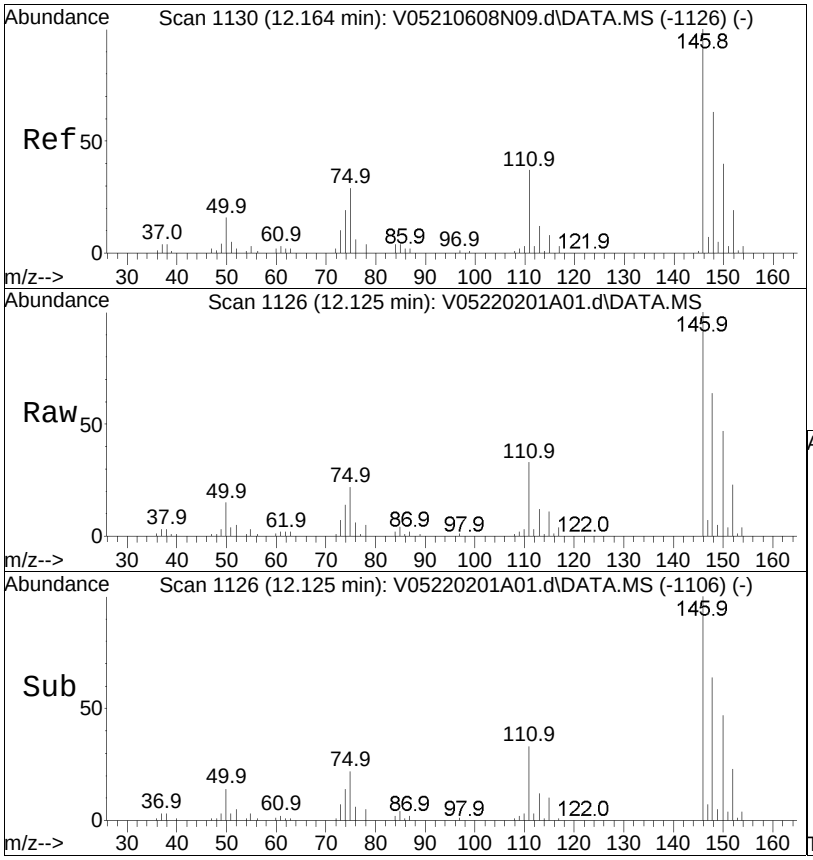

#101
1,4-Dichlorobenzene
Concen: 10.16 ug/L
RT: 12.125 min Scan# 1126
Delta R.T. 0.000 min
Lab File: V05220201A01.d
Acq: 1 Feb 2022 7:19 am

Tgt Ion:146 Resp: 401572

Ion	Ratio	Lower	Upper
146	100		
111	35.1	33.8	50.6
148	64.1	51.0	76.6

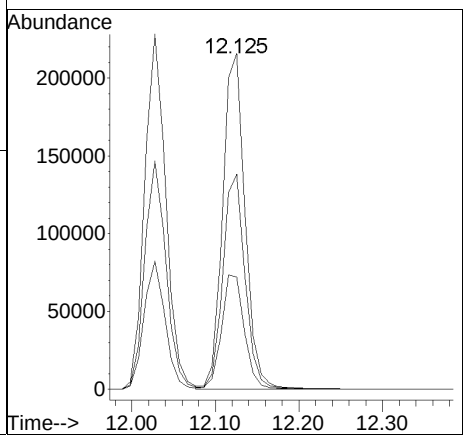

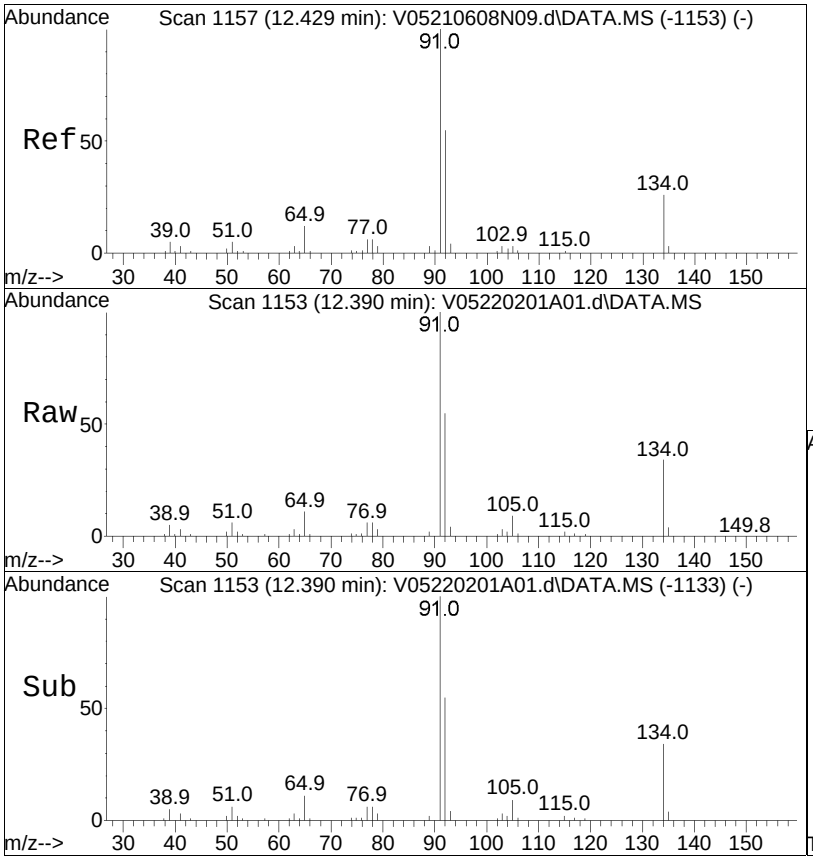

#103
n-Butylbenzene
Concen: 9.65 ug/L
RT: 12.390 min Scan# 1153
Delta R.T. -0.000 min
Lab File: V05220201A01.d
Acq: 1 Feb 2022 7:19 am

Tgt Ion: 91 Resp: 565790

Ion	Ratio	Lower	Upper
91	100		
92	56.0	44.2	66.2
134	33.8	20.2	30.2#

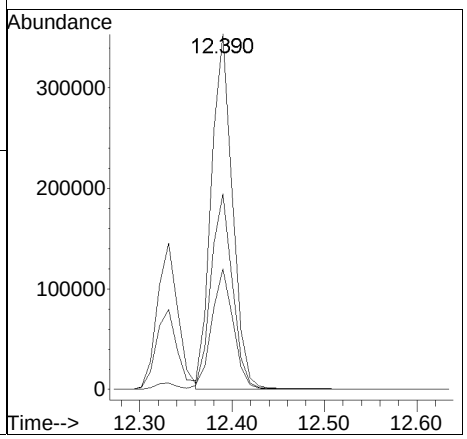

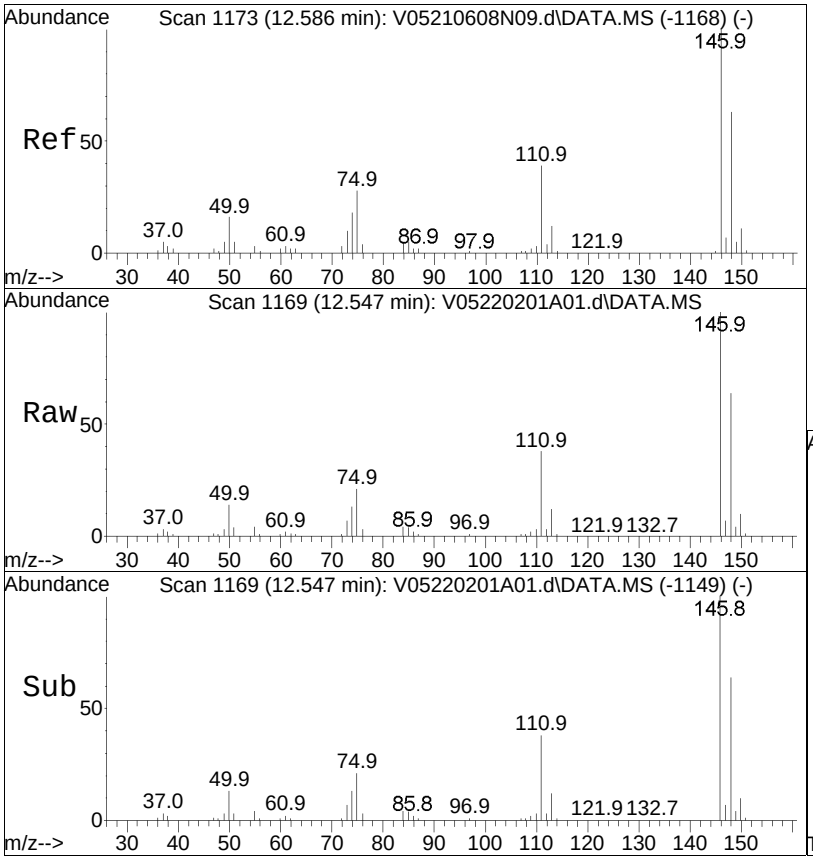

#104
1,2-Dichlorobenzene
Concen: 10.40 ug/L
RT: 12.547 min Scan# 1169
Delta R.T. -0.000 min
Lab File: V05220201A01.d
Acq: 1 Feb 2022 7:19 am

Tgt Ion:146 Resp: 360584

Ion	Ratio	Lower	Upper
146	100		
111	37.6	29.1	60.5
148	62.9	41.7	86.7

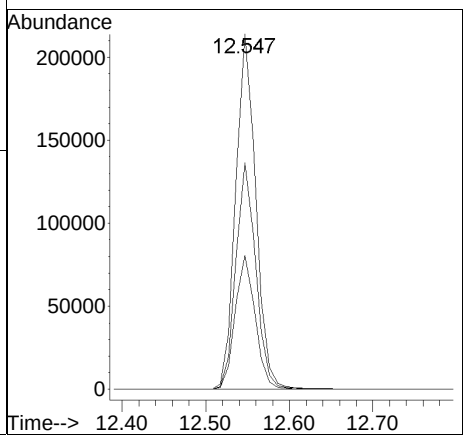

Quantitation Report (QT Reviewed)

Data Path : I:\VOLATILES\VOA108\2022\220128A\
Data File : V08220128A02.d
Acq On : 28 Jan 2022 11:58 am
Operator : VOA108:NLK
Sample : WG1600155-4,31,10,10
Misc : WG1600155,ICAL18682
ALS Vial : 2 Sample Multiplier: 1

Quant Time: Jan 28 12:37:27 2022
Quant Method : I:\VOLATILES\VOA108\2022\220128A\V108_220121A_8260.m
Quant Title : VOLATILES BY GC/MS
QLast Update : Mon Jan 24 08:59:42 2022
Response via : Initial Calibration

CCAL FILE(s) : 1 - I:\VOLATILES\VOA108\2022\220128A\V08220128A01.d
Sub List : 8260-Curve-IM-2CEVE - Megamix plus Diox-Iodomethane

Compound	R.T.	QIon	Response	Conc	Units	Dev(Min)
Internal Standards						
1) Fluorobenzene	5.604	96	177104	10.000	ug/L	0.00
Standard Area 1 = 176781			Recovery = 100.18%			
59) Chlorobenzene-d5	8.556	117	135412	10.000	ug/L	0.00
Standard Area 1 = 131590			Recovery = 102.90%			
79) 1,4-Dichlorobenzene-d4	10.035	152	70527	10.000	ug/L	0.00
Standard Area 1 = 64481			Recovery = 109.38%			
System Monitoring Compounds						
36) Dibromofluoromethane	4.645	113	49095	10.272	ug/L	0.00
Spiked Amount 10.000	Range 70 - 130		Recovery = 102.72%			
43) 1,2-Dichloroethane-d4	5.264	65	57577	10.436	ug/L	0.00
Spiked Amount 10.000	Range 70 - 130		Recovery = 104.36%			
60) Toluene-d8	7.287	98	170220	10.020	ug/L	0.00
Spiked Amount 10.000	Range 70 - 130		Recovery = 100.20%			
83) 4-Bromofluorobenzene	9.364	95	61989	9.166	ug/L	0.00
Spiked Amount 10.000	Range 70 - 130		Recovery = 91.66%			
Target Compounds						Qvalue
4) Vinyl chloride	1.179	62	51641	7.908	ug/L	96
10) 1,1-Dichloroethene	1.960	96	35070	7.500	ug/L	88
15) Methylene chloride	2.458	84	46965	9.428	ug/L	98
17) Acetone	2.521	43	12685	10.533	ug/L	96
18) trans-1,2-Dichloroethene	2.616	96	42918	8.211	ug/L	94
20) Methyl tert-butyl ether	2.768	73	106315	8.233	ug/L	95
23) 1,1-Dichloroethane	3.271	63	91910	8.877	ug/L	99
28) cis-1,2-Dichloroethene	3.984	96	47454	8.518	ug/L	82
32) Chloroform	4.409	83	82187	8.824	ug/L	96
34) Carbon tetrachloride	4.545	117	48951	7.496	ug/L	100
37) 1,1,1-Trichloroethane	4.629	97	60581	7.628	ug/L #	93
39) 2-Butanone	4.834	43	18017	8.825	ug/L #	90
41) Benzene	5.096	78	172398	8.722	ug/L	96
44) 1,2-Dichloroethane	5.342	62	68360	8.991	ug/L	99
48) Trichloroethene	5.804	95	42772	8.484	ug/L	94
57) 1,4-Dioxane	6.684	88	16260	425.898	ug/L	88
61) Toluene	7.335	92	104084	8.409	ug/L	98
63) Tetrachloroethene	7.691	166	39009	7.580	ug/L	93
73) Chlorobenzene	8.567	112	119871	8.584	ug/L	91
74) Ethylbenzene	8.609	91	197469	8.317	ug/L	99

Data Path : I:\VOLATILES\VOA108\2022\220128A\
Data File : V08220128A02.d
Acq On : 28 Jan 2022 11:58 am
Operator : VOA108:NLK
Sample : WG1600155-4,31,10,10
Misc : WG1600155,ICAL18682
ALS Vial : 2 Sample Multiplier: 1

Quant Time: Jan 28 12:37:27 2022
Quant Method : I:\VOLATILES\VOA108\2022\220128A\V108_220121A_8260.m
Quant Title : VOLATILES BY GC/MS
QLast Update : Mon Jan 24 08:59:42 2022
Response via : Initial Calibration

CCAL FILE(s) : 1 - I:\VOLATILES\VOA108\2022\220128A\V08220128A01.d
Sub List : 8260-Curve-IM-2CEVE - Megamix plus Diox-Iodomethane

	Compound	R.T.	QIon	Response	Conc	Units	Dev(Min)
76)	p/m Xylene	8.713	106	153654	16.789	ug/L	95
77)	o Xylene	8.997	106	148112	16.858	ug/L	93
85)	n-Propylbenzene	9.458	91	226137	7.595	ug/L	97
90)	1,3,5-Trimethylbenzene	9.584	105	155829	7.514	ug/L	89
94)	tert-Butylbenzene	9.767	119	134014	7.321	ug/L	97
97)	1,2,4-Trimethylbenzene	9.809	105	153357	7.426	ug/L	91
98)	sec-Butylbenzene	9.872	105	197195	7.367	ug/L	97
100)	1,3-Dichlorobenzene	9.988	146	95048	8.019	ug/L	98
101)	1,4-Dichlorobenzene	10.040	146	94700	7.926	ug/L	98
103)	n-Butylbenzene	10.202	91	151065	7.398	ug/L	99
104)	1,2-Dichlorobenzene	10.281	146	89244	8.075	ug/L	98

(#) = qualifier out of range (m) = manual integration (+) = signals summed

Quantitation Report (QT Reviewed)

Data Path : I:\VOLATILES\VOA108\2022\220128A\
Data File : V08220128A02.d
Acq On : 28 Jan 2022 11:58 am
Operator : VOA108:NLK
Sample : WG1600155-4,31,10,10
Misc : WG1600155,ICAL18682
ALS Vial : 2 Sample Multiplier: 1

Quant Time: Jan 28 12:37:27 2022
Quant Method : I:\VOLATILES\VOA108\2022\220128A\V108_220121A_8260.m
Quant Title : VOLATILES BY GC/MS
QLast Update : Mon Jan 24 08:59:42 2022
Response via : Initial Calibration

Sub List : 8260-Curve-IM-2CEVE - Megamix plus Diox-Iodomethane•

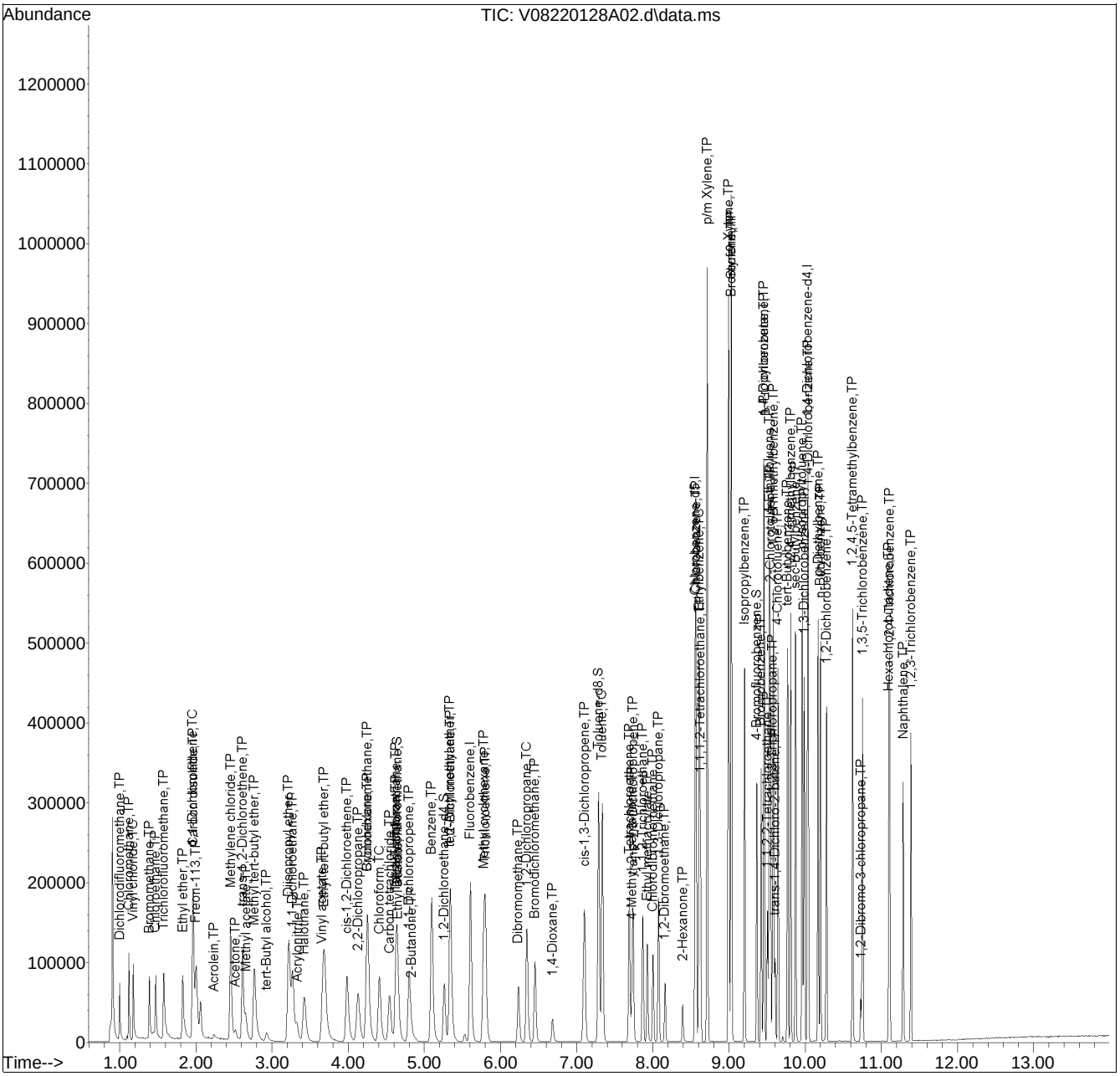

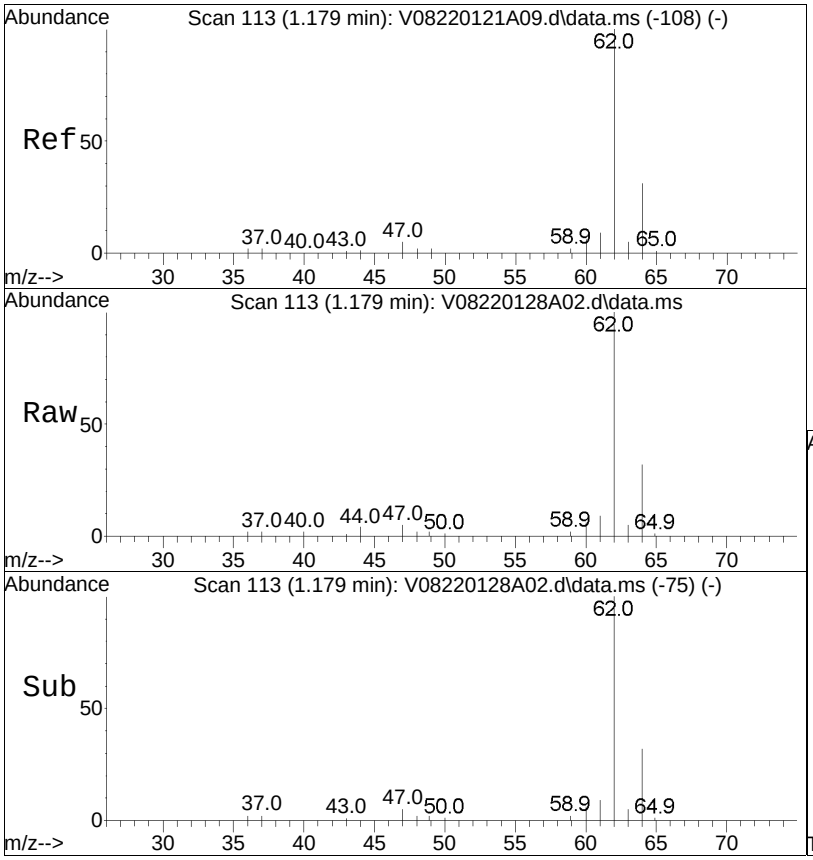

#4
Vinyl chloride
Concen: 7.91 ug/L
RT: 1.179 min Scan# 113
Delta R.T. 0.000 min
Lab File: V08220128A02.d
Acq: 28 Jan 2022 11:58 am

Tgt Ion: 62 Resp: 51641

Ion	Ratio	Lower	Upper
62	100		
64	31.2	9.1	49.1

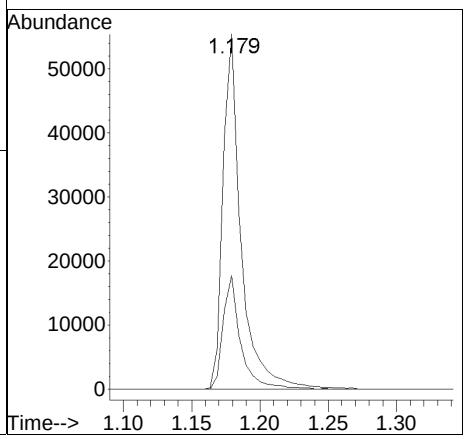

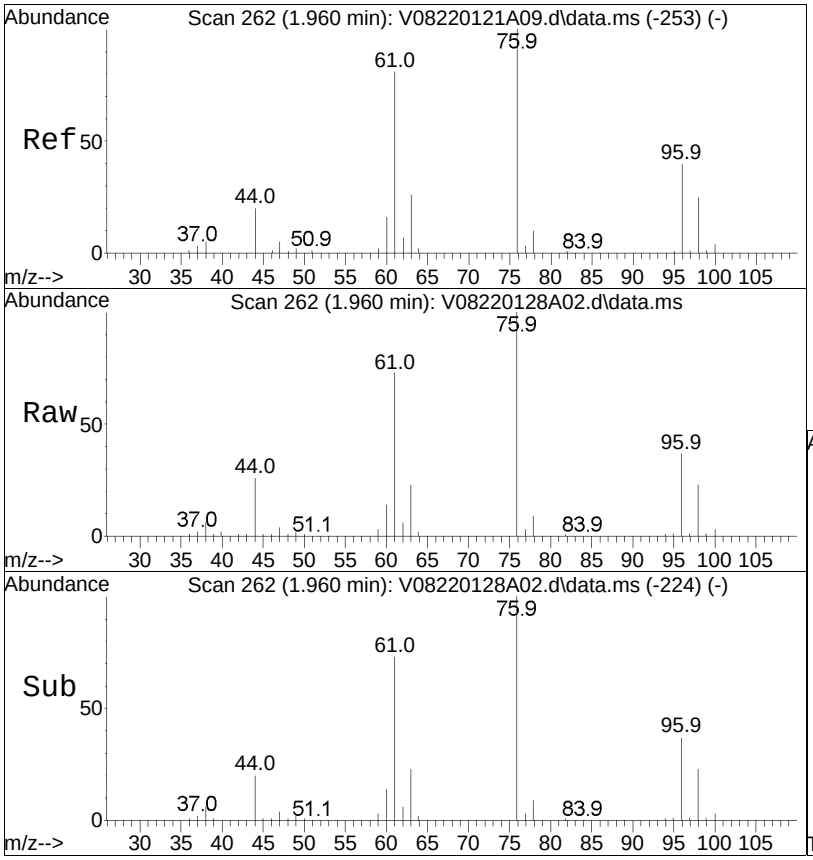

#10
1,1-Dichloroethene
Concen: 7.50 ug/L
RT: 1.960 min Scan# 262
Delta R.T. 0.000 min
Lab File: V08220128A02.d
Acq: 28 Jan 2022 11:58 am

Tgt Ion: 96 Resp: 35070

Ion	Ratio	Lower	Upper
96	100		
61	209.6	186.1	279.1
63	65.9	57.6	86.4

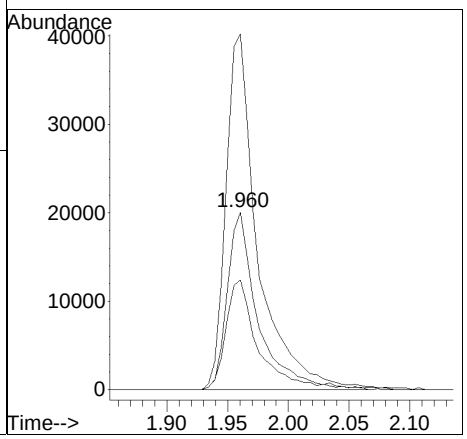

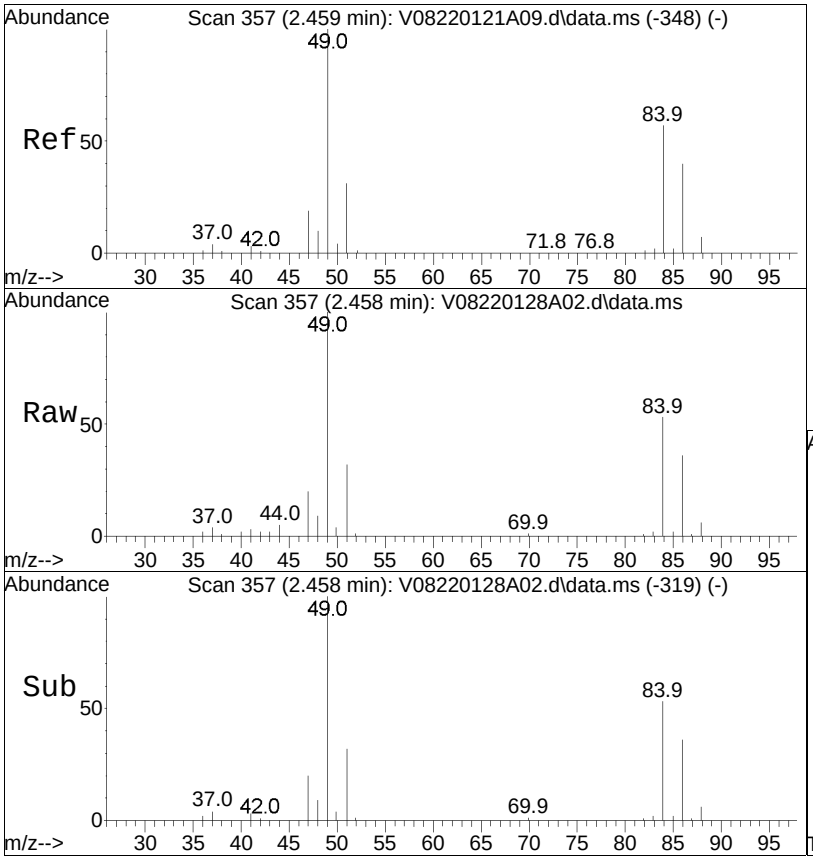

#15
Methylene chloride
Concen: 9.43 ug/L
RT: 2.458 min Scan# 357
Delta R.T. -0.001 min
Lab File: V08220128A02.d
Acq: 28 Jan 2022 11:58 am

Tgt Ion: 84 Resp: 46965

Ion	Ratio	Lower	Upper
84	100		
86	66.4	40.4	83.8
49	183.6	120.0	249.2

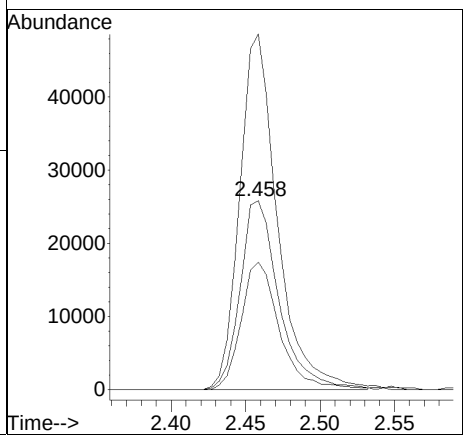

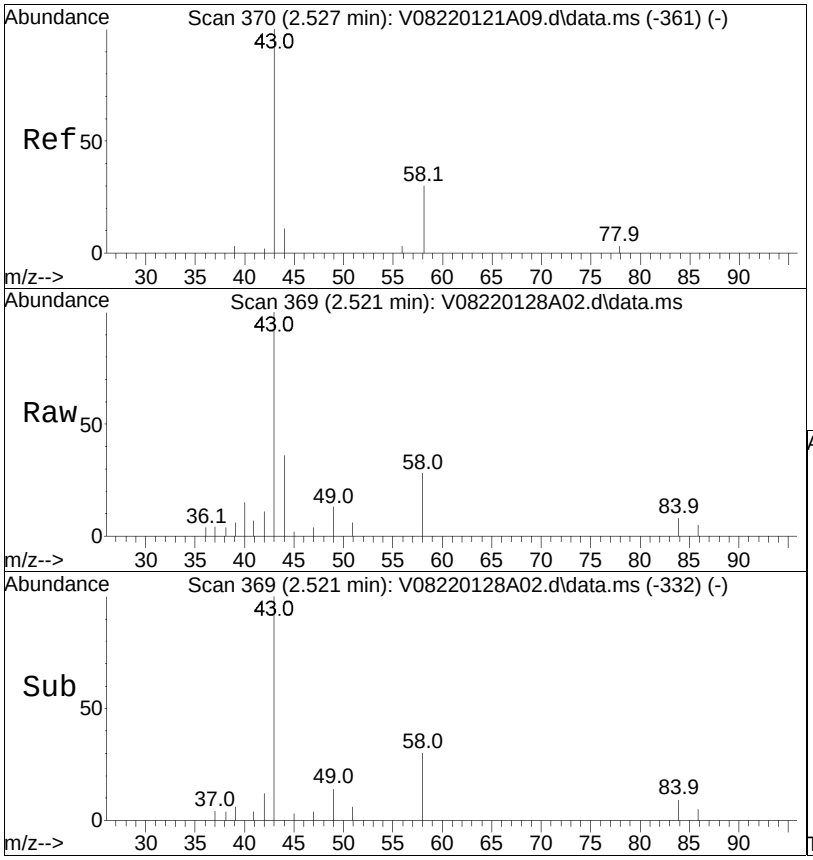

#17
Acetone
Concen: 10.53 ug/L
RT: 2.521 min Scan# 369
Delta R.T. -0.006 min
Lab File: V08220128A02.d
Acq: 28 Jan 2022 11:58 am

Tgt Ion: 43 Resp: 12685

Ion	Ratio	Lower	Upper
43	100		
58	28.0	24.2	36.4

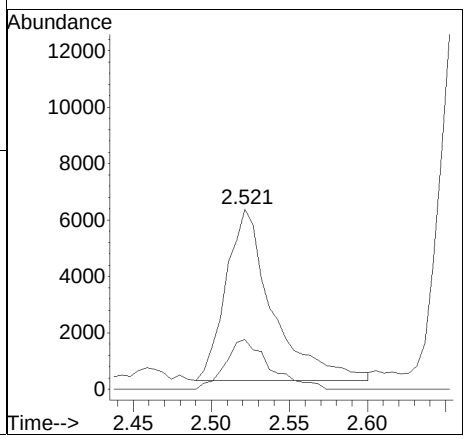

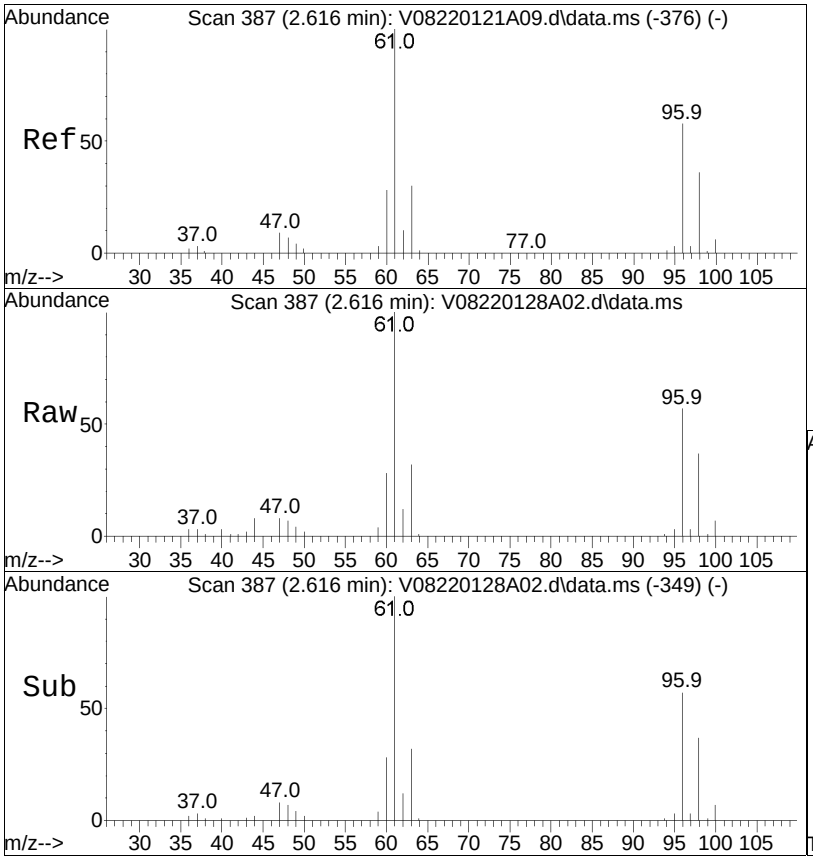

#18
trans-1,2-Dichloroethene
Concen: 8.21 ug/L
RT: 2.616 min Scan# 387
Delta R.T. -0.000 min
Lab File: V08220128A02.d
Acq: 28 Jan 2022 11:58 am

Tgt Ion: 96 Resp: 42918

Ion	Ratio	Lower	Upper
96	100		
61	179.1	124.0	257.6
98	64.3	41.2	85.6
63	54.8	38.4	79.7

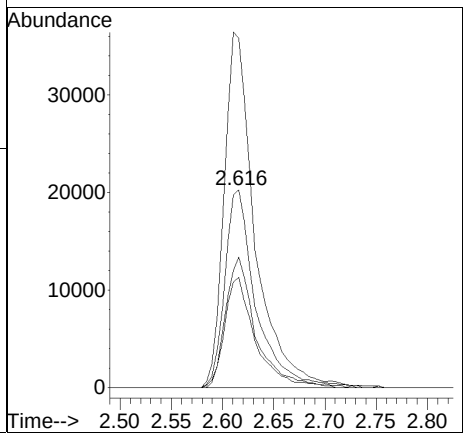

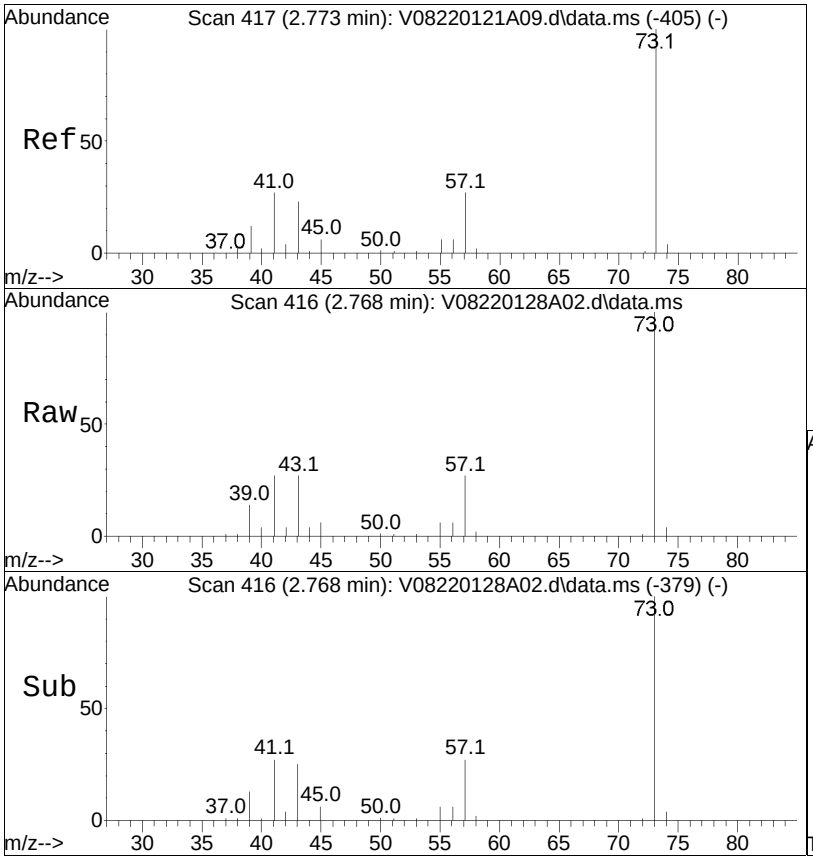

#20
Methyl tert-butyl ether
Concen: 8.23 ug/L
RT: 2.768 min Scan# 416
Delta R.T. -0.005 min
Lab File: V08220128A02.d
Acq: 28 Jan 2022 11:58 am

Tgt Ion: 73 Resp: 106315

Ion	Ratio	Lower	Upper
73	100		
57	27.6	17.5	36.3
43	25.7	15.3	31.9
41	28.3	15.3	31.7

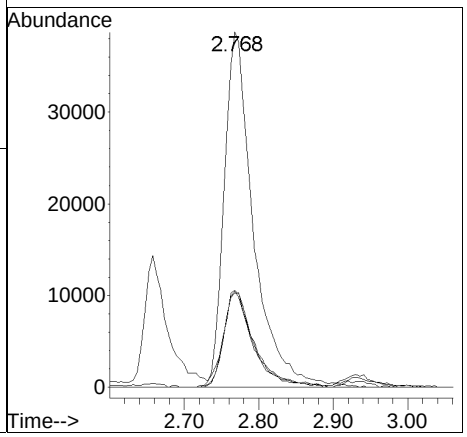

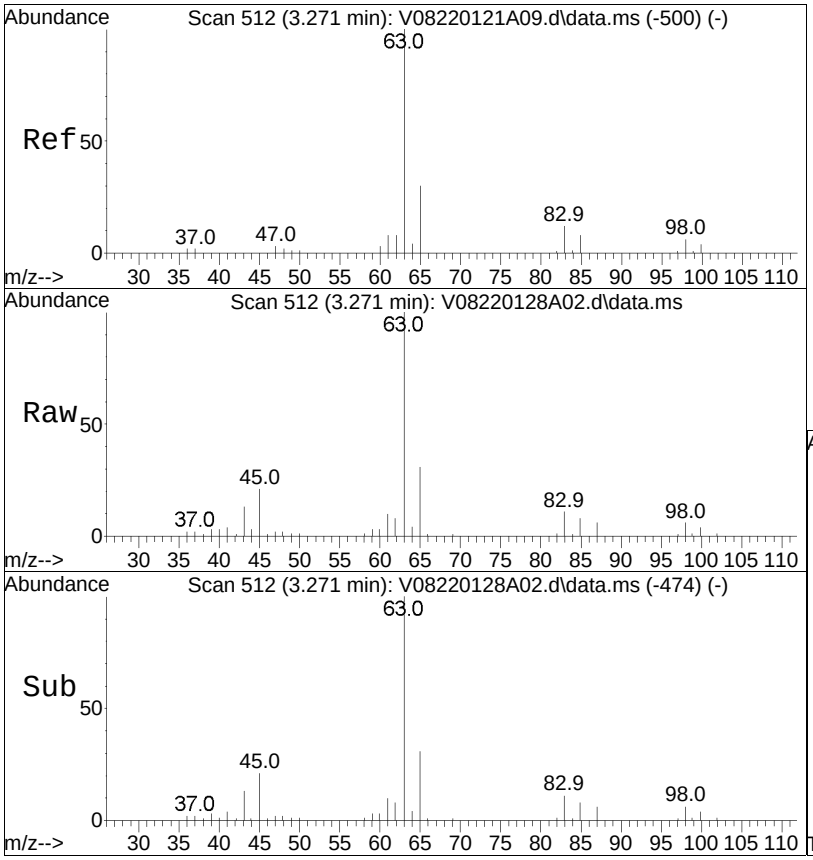

#23
1,1-Dichloroethane
Concen: 8.88 ug/L
RT: 3.271 min Scan# 512
Delta R.T. 0.000 min
Lab File: V08220128A02.d
Acq: 28 Jan 2022 11:58 am

Tgt Ion: 63 Resp: 91910

Ion	Ratio	Lower	Upper
63	100		
65	30.4	11.0	51.0
83	11.6	0.0	31.8

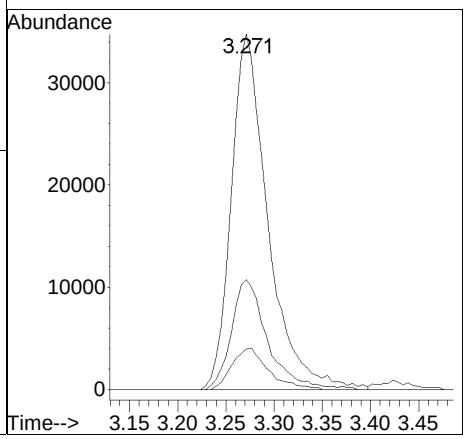

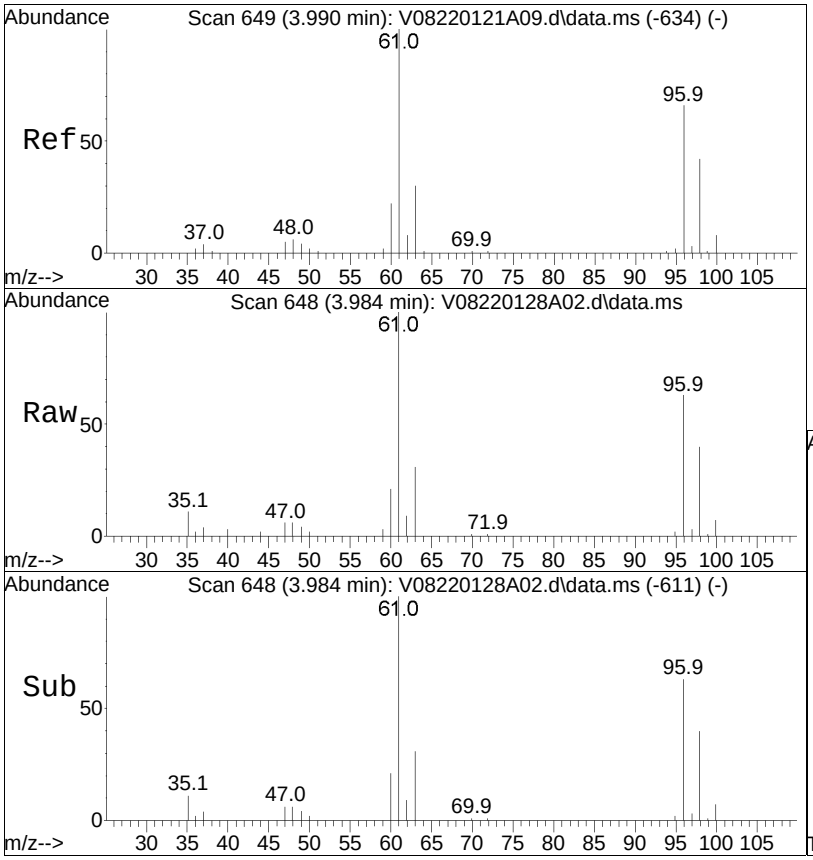

#28
cis-1,2-Dichloroethene
Concen: 8.52 ug/L
RT: 3.984 min Scan# 648
Delta R.T. -0.006 min
Lab File: V08220128A02.d
Acq: 28 Jan 2022 11:58 am

Tgt Ion: 96 Resp: 47454

Ion	Ratio	Lower	Upper
96	100		
61	153.9	149.4	224.2
98	63.4	53.4	80.2

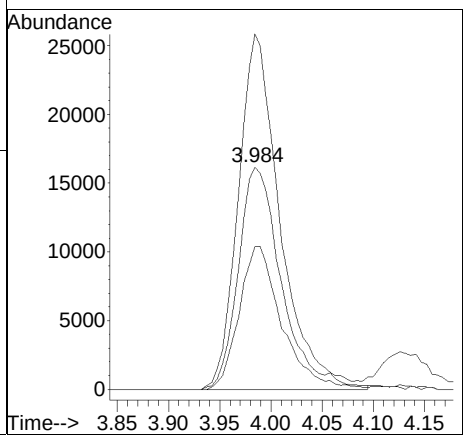

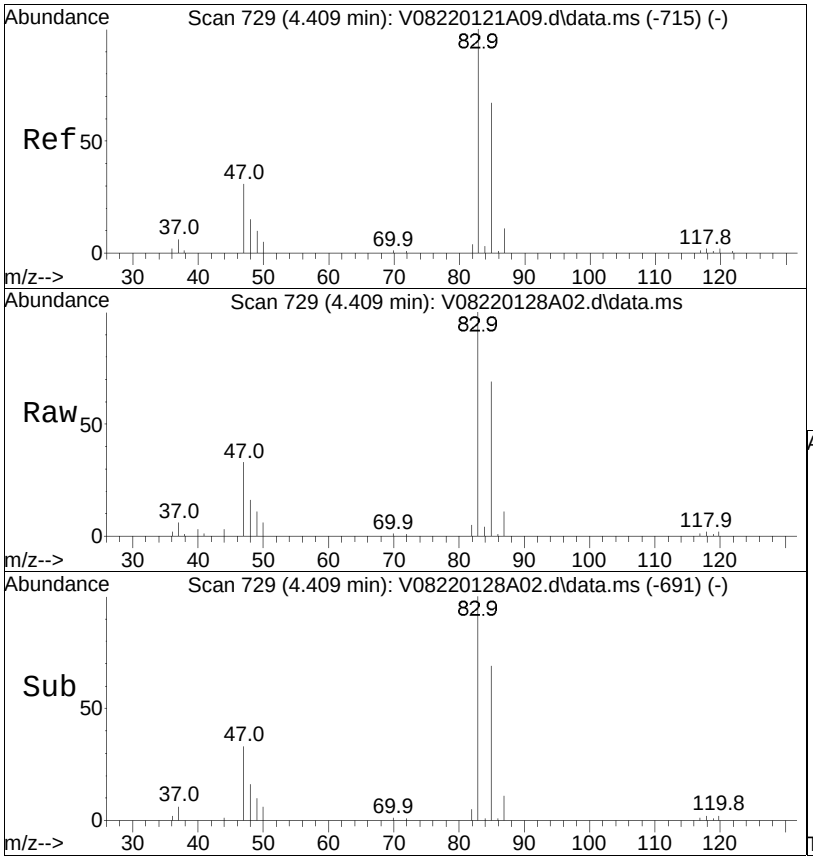

#32
Chloroform
Concen: 8.82 ug/L
RT: 4.409 min Scan# 729
Delta R.T. -0.000 min
Lab File: V08220128A02.d
Acq: 28 Jan 2022 11:58 am

Tgt Ion: 83 Resp: 82187

Ion	Ratio	Lower	Upper
83	100		
85	68.1	41.5	86.1
47	30.8	19.0	39.4
48	15.8	9.9	20.5

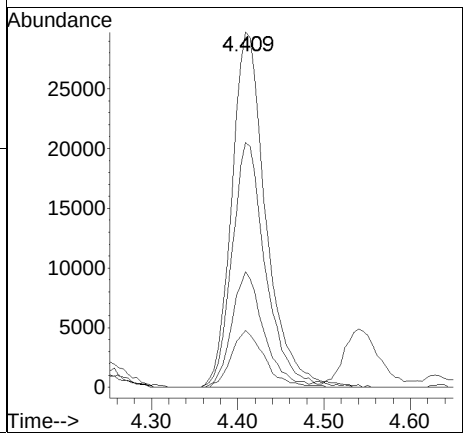

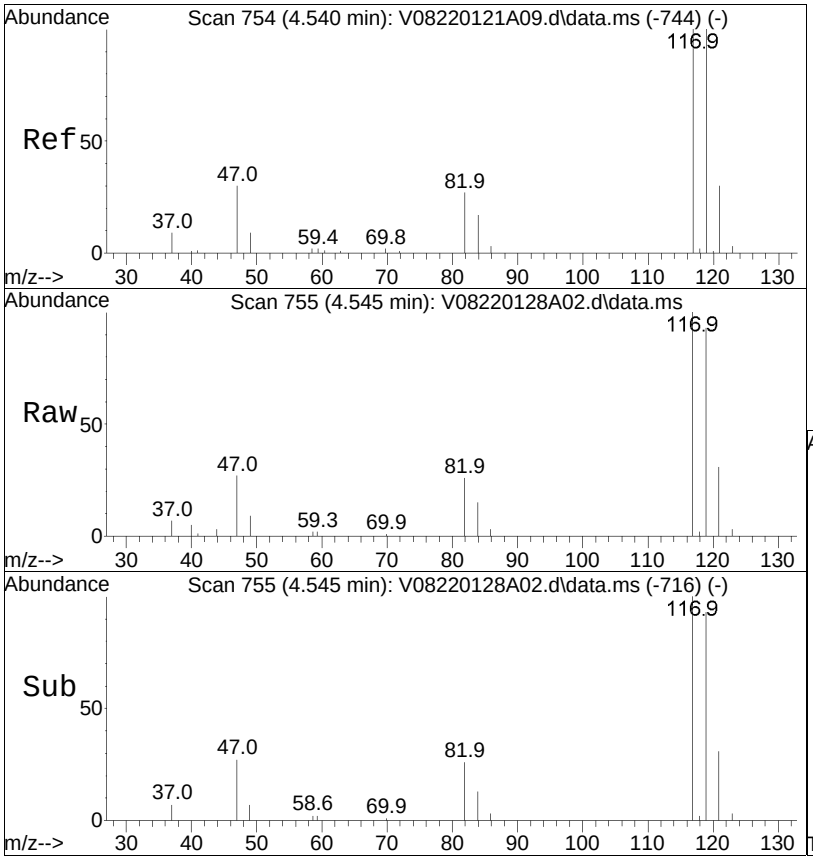

#34
Carbon tetrachloride
Concen: 7.50 ug/L
RT: 4.545 min Scan# 755
Delta R.T. 0.005 min
Lab File: V08220128A02.d
Acq: 28 Jan 2022 11:58 am

Tgt Ion:117 Resp: 48951

Ion	Ratio	Lower	Upper
117	100		
119	95.6	62.4	129.6
121	29.9	19.5	40.5
82	26.1	17.0	35.4

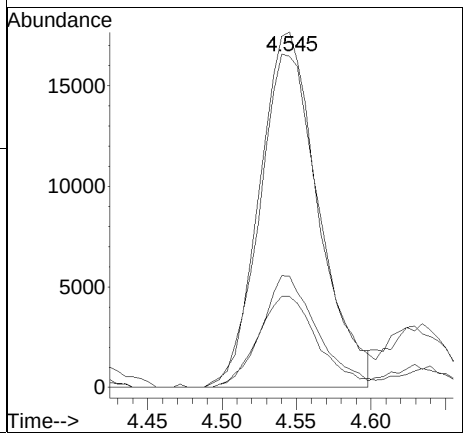

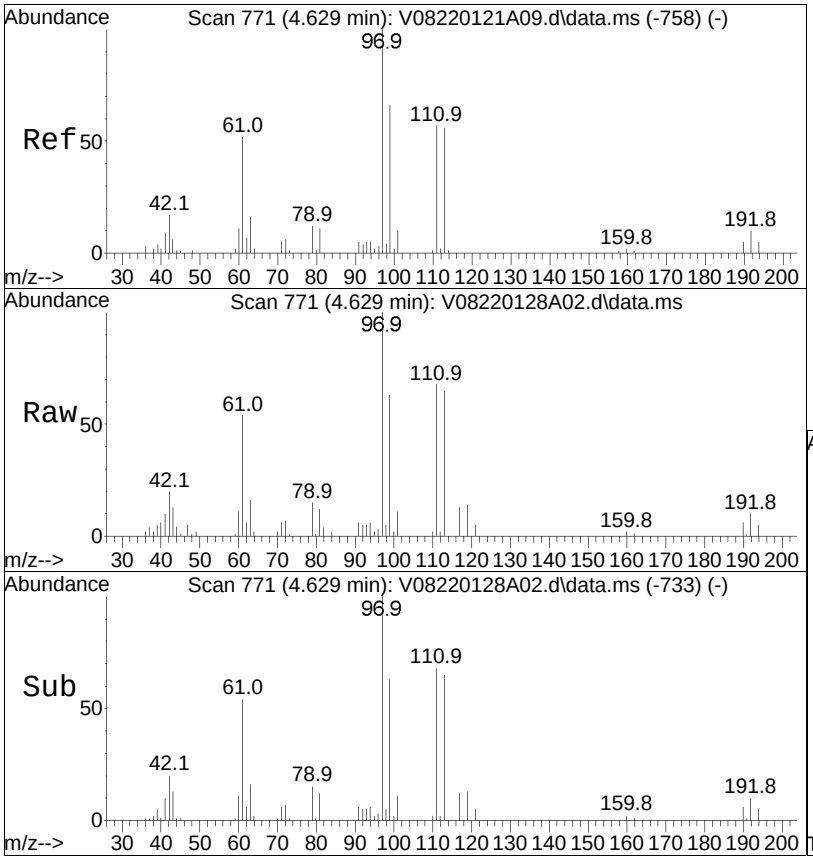

#37
1,1,1-Trichloroethane
Concen: 7.63 ug/L
RT: 4.629 min Scan# 771
Delta R.T. 0.000 min
Lab File: V08220128A02.d
Acq: 28 Jan 2022 11:58 am

Tgt Ion: 97 Resp: 60581

Ion	Ratio	Lower	Upper
97	100		
99	64.6	40.7	84.5
61	62.0	35.4	73.4
63	16.7	5.0	10.4#

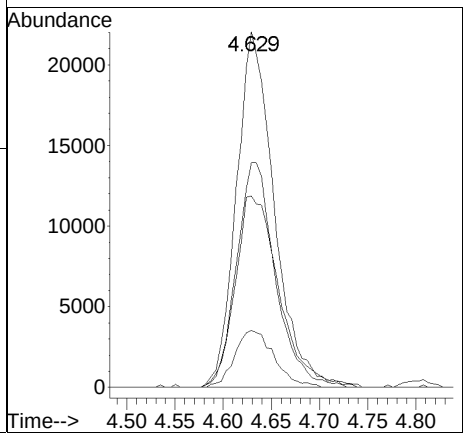

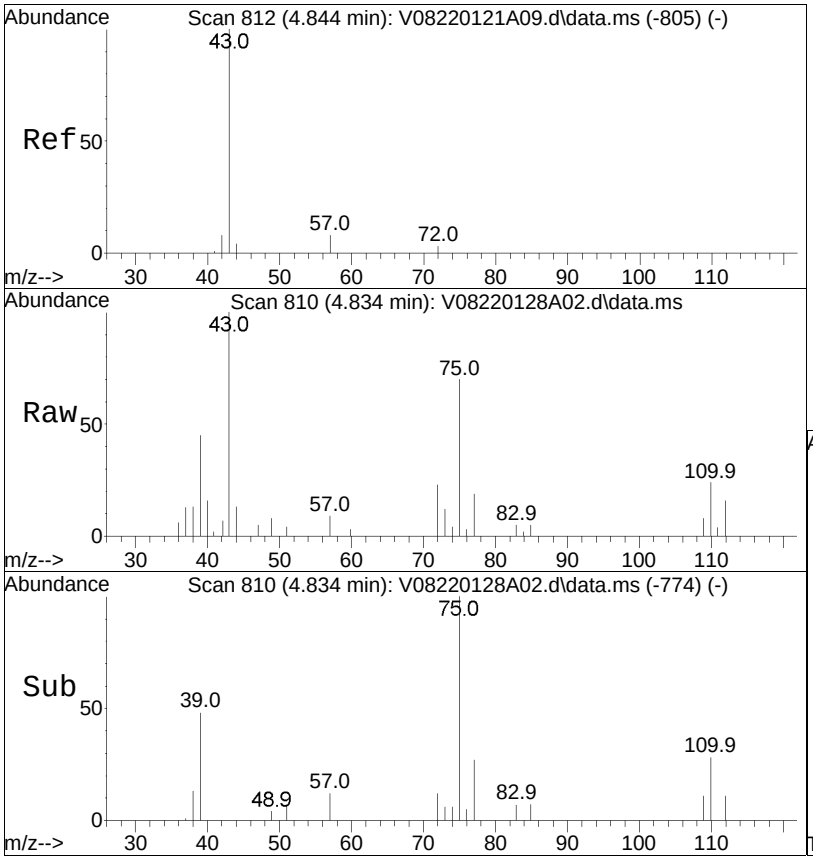

#39
2-Butanone
Concen: 8.82 ug/L
RT: 4.834 min Scan# 810
Delta R.T. -0.010 min
Lab File: V08220128A02.d
Acq: 28 Jan 2022 11:58 am

Tgt Ion: 43 Resp: 18017

Ion	Ratio	Lower	Upper
43	100		
72	17.6	10.9	16.3#

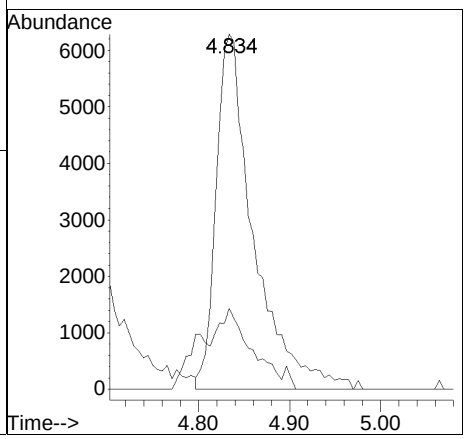

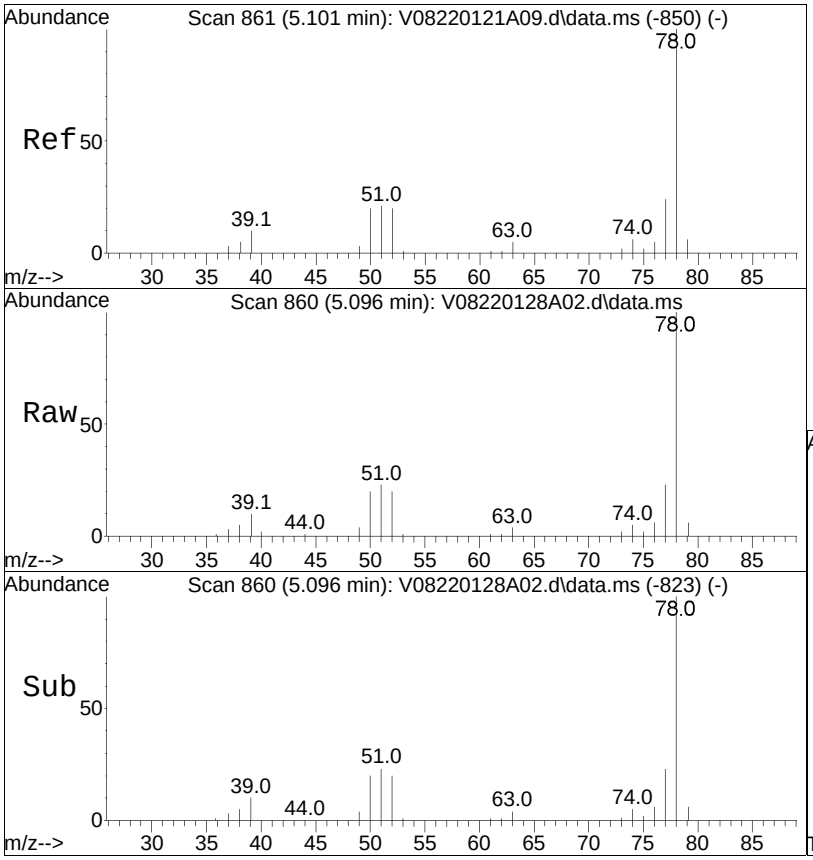

#41
Benzene
Concen: 8.72 ug/L
RT: 5.096 min Scan# 860
Delta R.T. -0.005 min
Lab File: V08220128A02.d
Acq: 28 Jan 2022 11:58 am

Tgt Ion: 78 Resp: 172398

Ion	Ratio	Lower	Upper
78	100		
77	23.6	15.7	32.7
51	22.3	16.0	33.2
52	20.6	15.3	31.9

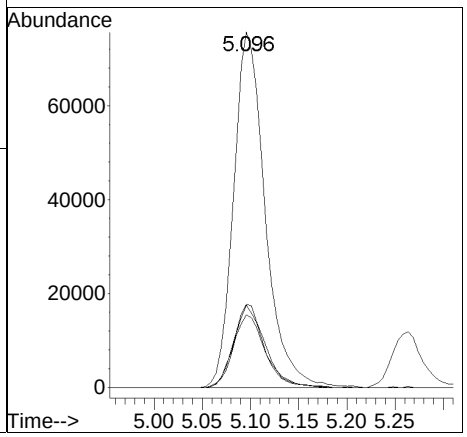

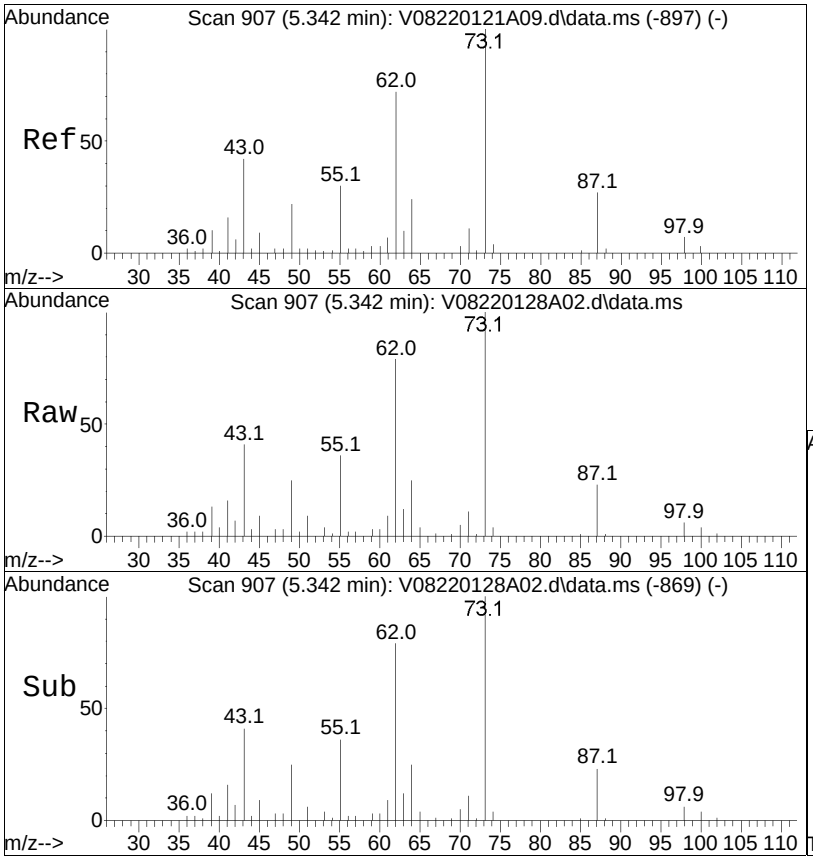

#44
1,2-Dichloroethane
Concen: 8.99 ug/L
RT: 5.342 min Scan# 907
Delta R.T. 0.000 min
Lab File: V08220128A02.d
Acq: 28 Jan 2022 11:58 am

Tgt Ion: 62 Resp: 68360

Ion	Ratio	Lower	Upper
62	100		
64	31.1	11.2	51.2
98	8.0	0.0	26.1

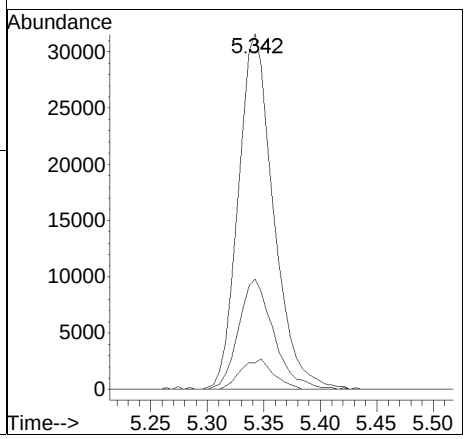

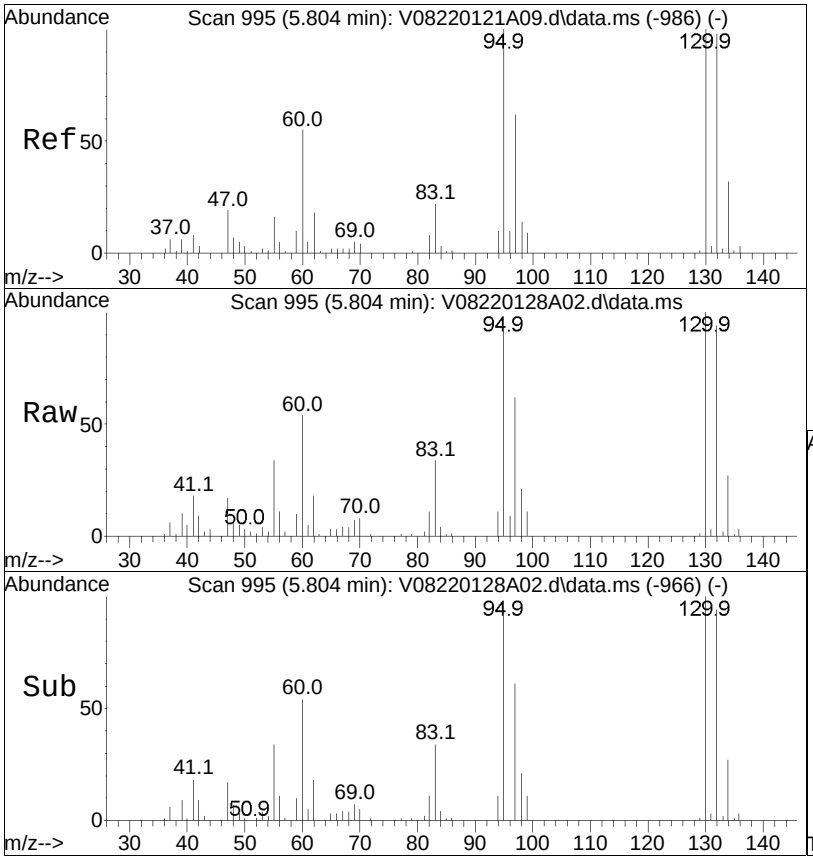

#48
Trichloroethene
Concen: 8.48 ug/L
RT: 5.804 min Scan# 995
Delta R.T. -0.000 min
Lab File: V08220128A02.d
Acq: 28 Jan 2022 11:58 am

Tgt Ion: 95 Resp: 42772

Ion	Ratio	Lower	Upper
95	100		
97	66.5	55.5	83.3
130	103.7	76.6	115.0

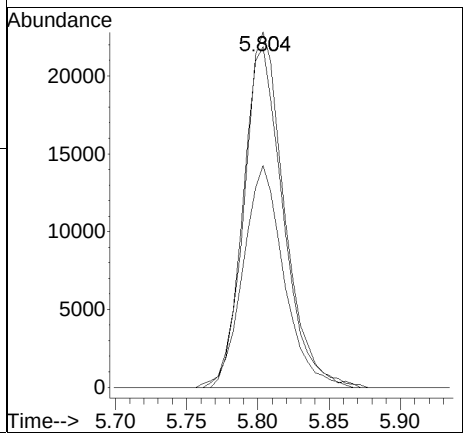

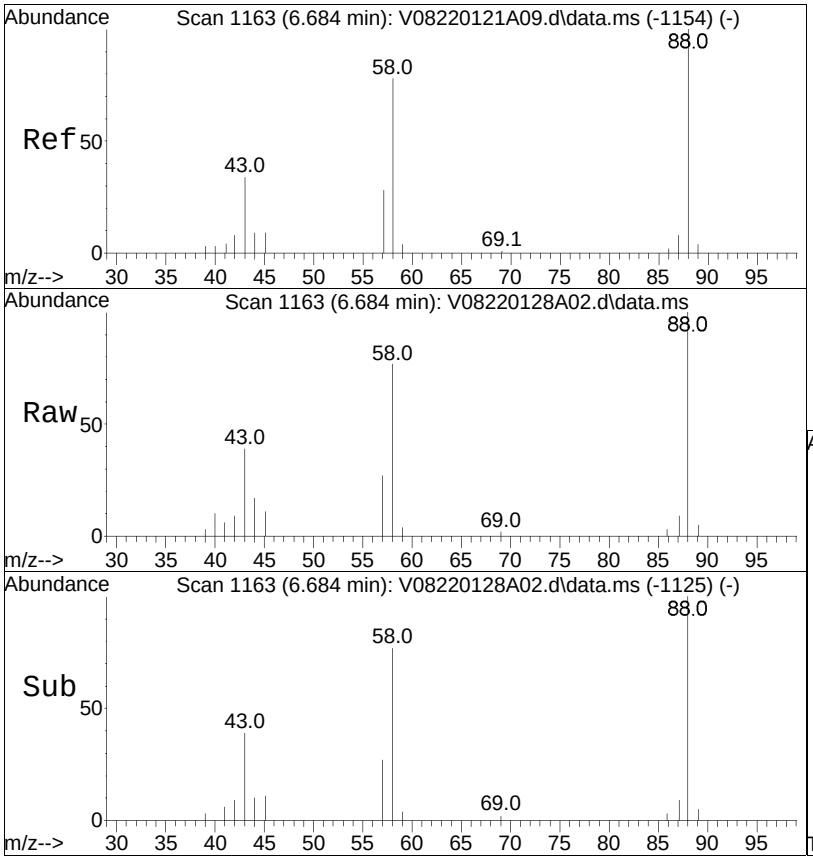

#57
1,4-Dioxane
Concen: 425.90 ug/L
RT: 6.684 min Scan# 1163
Delta R.T. 0.000 min
Lab File: V08220128A02.d
Acq: 28 Jan 2022 11:58 am

Tgt Ion: 88 Resp: 16260

Ion	Ratio	Lower	Upper
88	100		
58	83.7	76.7	115.1
43	37.9	36.2	54.2

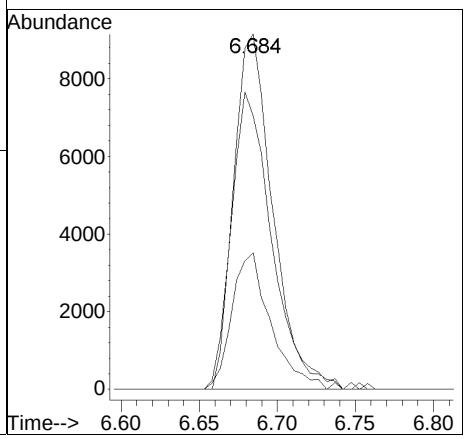

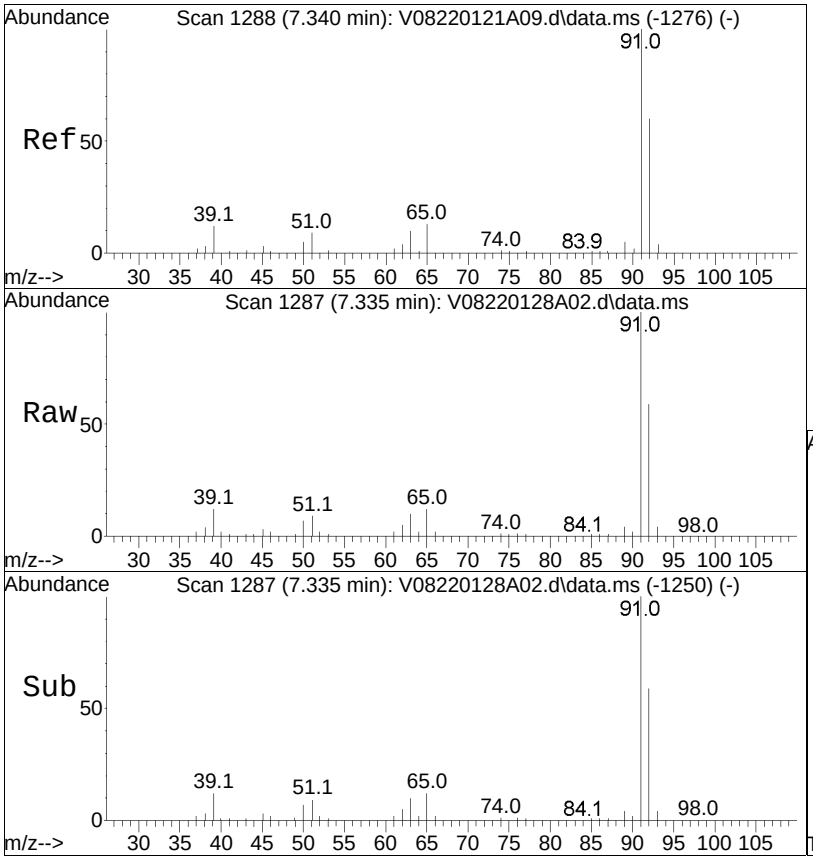

#61
Toluene
Concen: 8.41 ug/L
RT: 7.335 min Scan# 1287
Delta R.T. -0.005 min
Lab File: V08220128A02.d
Acq: 28 Jan 2022 11:58 am

Tgt Ion: 92 Resp: 104084

Ion	Ratio	Lower	Upper
92	100		
91	172.1	139.8	209.6

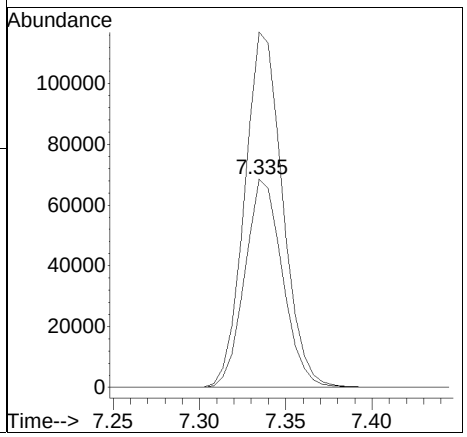

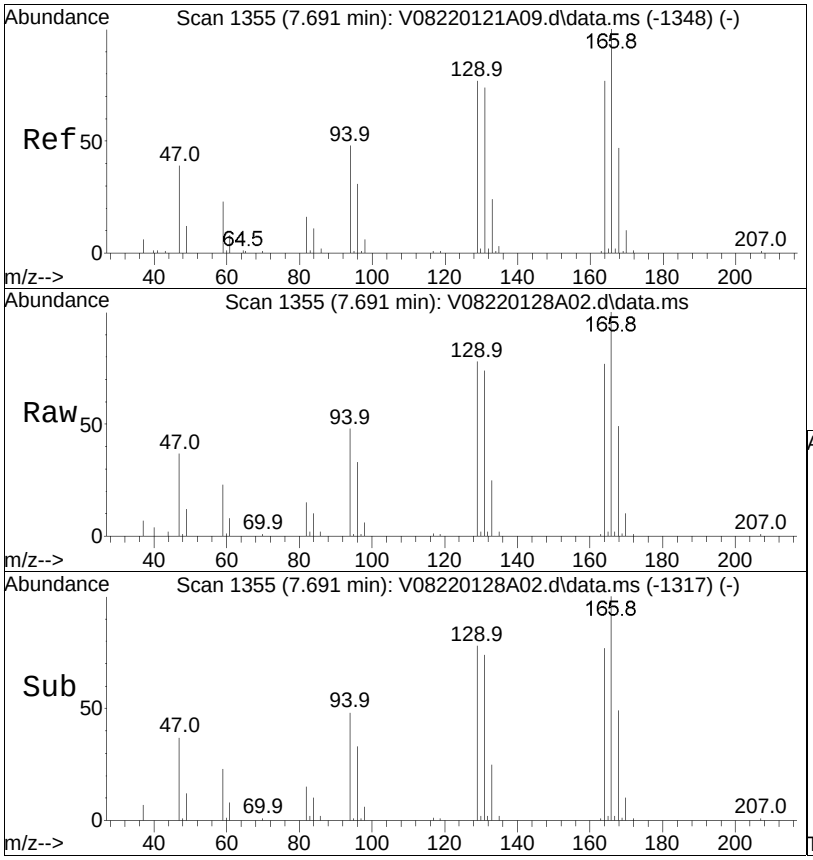

#63
Tetrachloroethene
Concen: 7.58 ug/L
RT: 7.691 min Scan# 1355
Delta R.T. 0.000 min
Lab File: V08220128A02.d
Acq: 28 Jan 2022 11:58 am

Tgt Ion:166 Resp: 39009

Ion	Ratio	Lower	Upper
166	100		
168	47.6	28.2	68.2
94	49.8	38.4	78.4

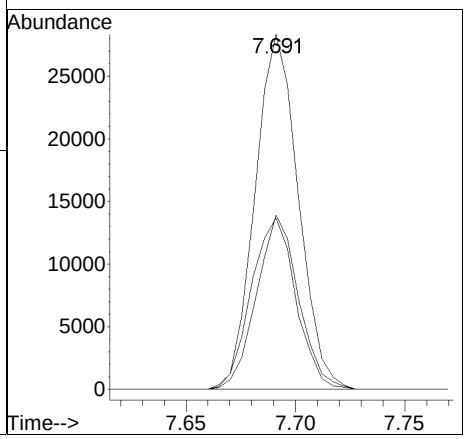

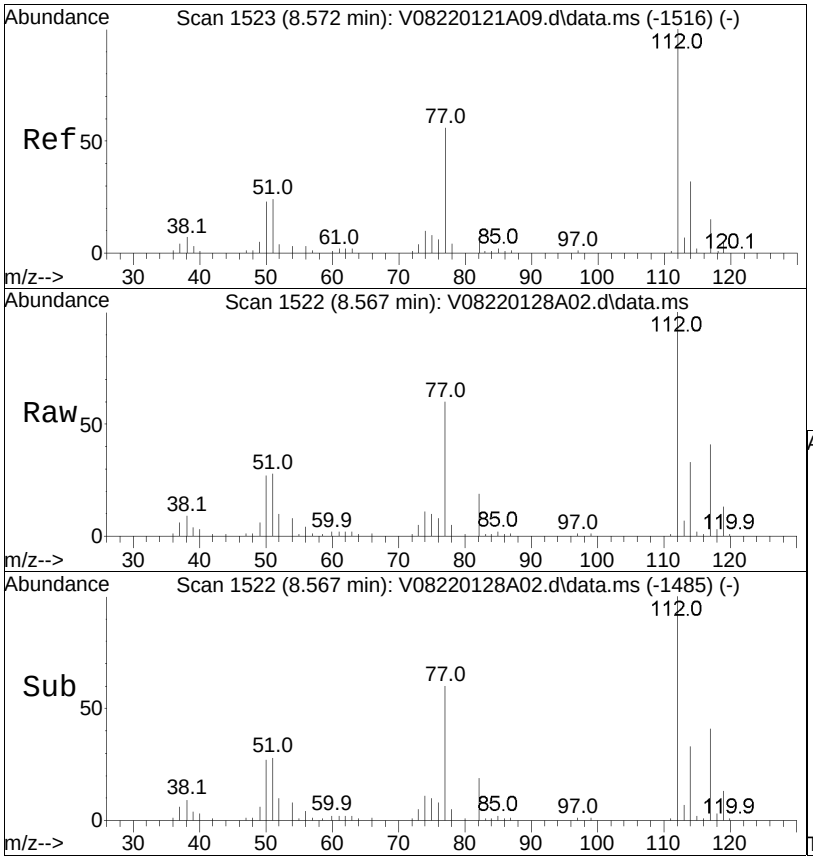

#73
Chlorobenzene
Concen: 8.58 ug/L
RT: 8.567 min Scan# 1522
Delta R.T. -0.005 min
Lab File: V08220128A02.d
Acq: 28 Jan 2022 11:58 am

Tgt Ion:112 Resp: 119871

Ion	Ratio	Lower	Upper
112	100		
77	58.9	55.4	83.0
114	32.3	25.4	38.2

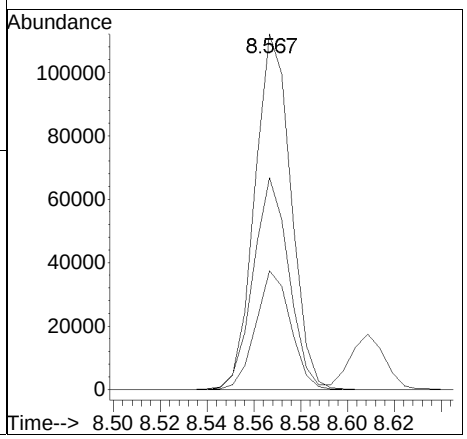

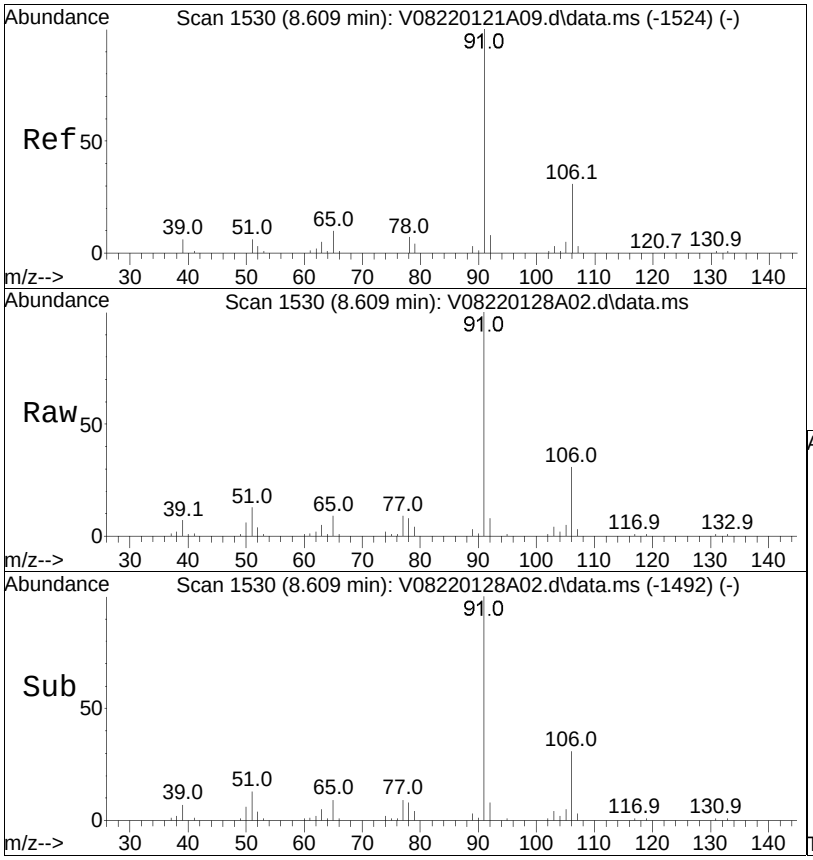

#74
Ethylbenzene
Concen: 8.32 ug/L
RT: 8.609 min Scan# 1530
Delta R.T. -0.000 min
Lab File: V08220128A02.d
Acq: 28 Jan 2022 11:58 am

Tgt Ion: 91 Resp: 197469

Ion	Ratio	Lower	Upper
91	100		
106	31.1	24.3	36.5

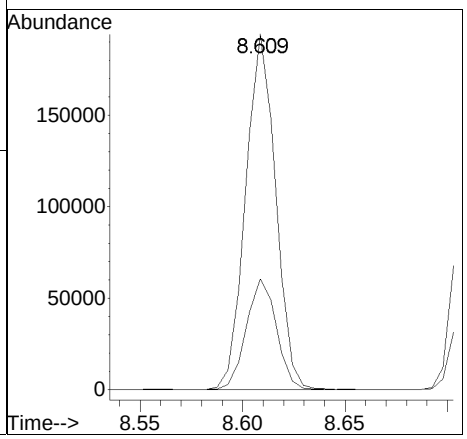

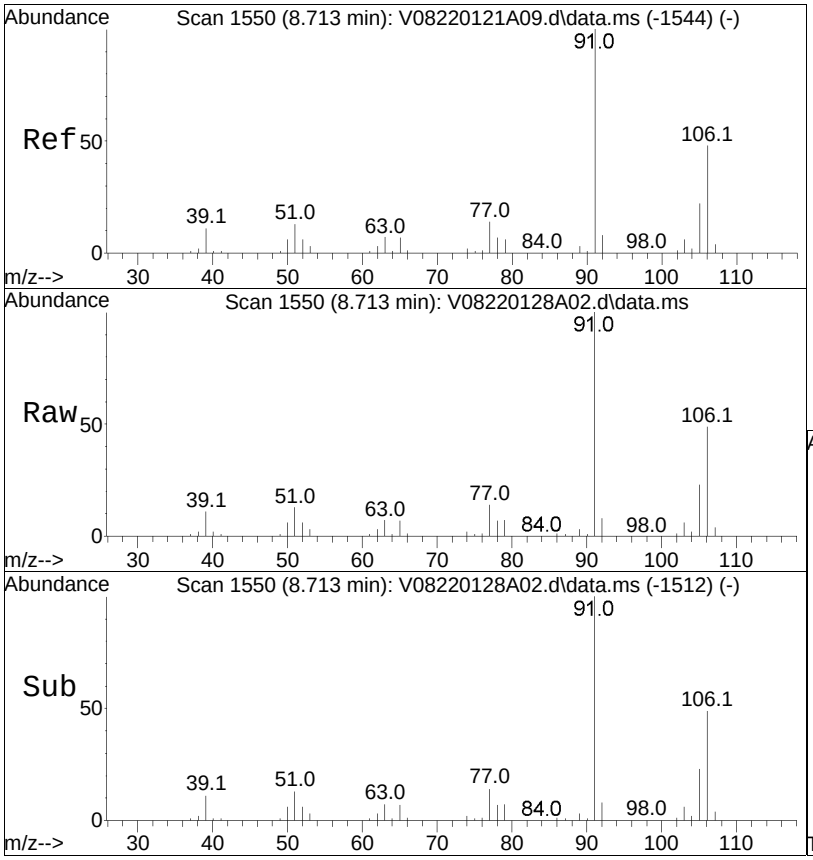

#76
p/m Xylene
Concen: 16.79 ug/L
RT: 8.713 min Scan# 1550
Delta R.T. 0.000 min
Lab File: V08220128A02.d
Acq: 28 Jan 2022 11:58 am

Tgt Ion:106 Resp: 153654

Ion	Ratio	Lower	Upper
106	100		
91	200.5	166.4	249.6

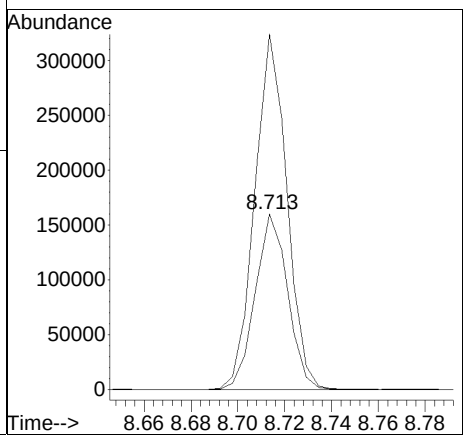

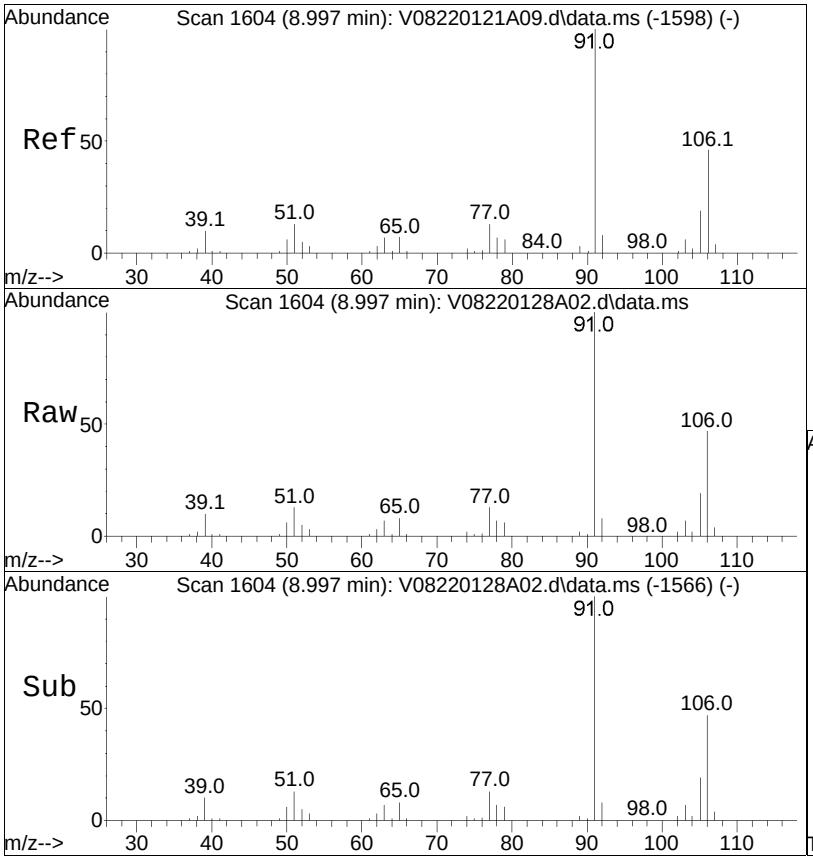

#77
o Xylene
Concen: 16.86 ug/L
RT: 8.997 min Scan# 1604
Delta R.T. -0.000 min
Lab File: V08220128A02.d
Acq: 28 Jan 2022 11:58 am

Tgt Ion:106 Resp: 148112

Ion	Ratio	Lower	Upper
106	100		
91	215.9	182.6	273.8

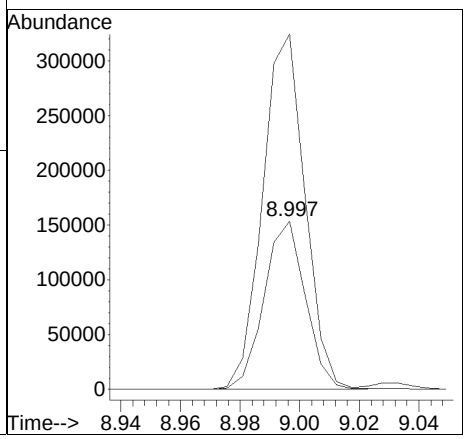

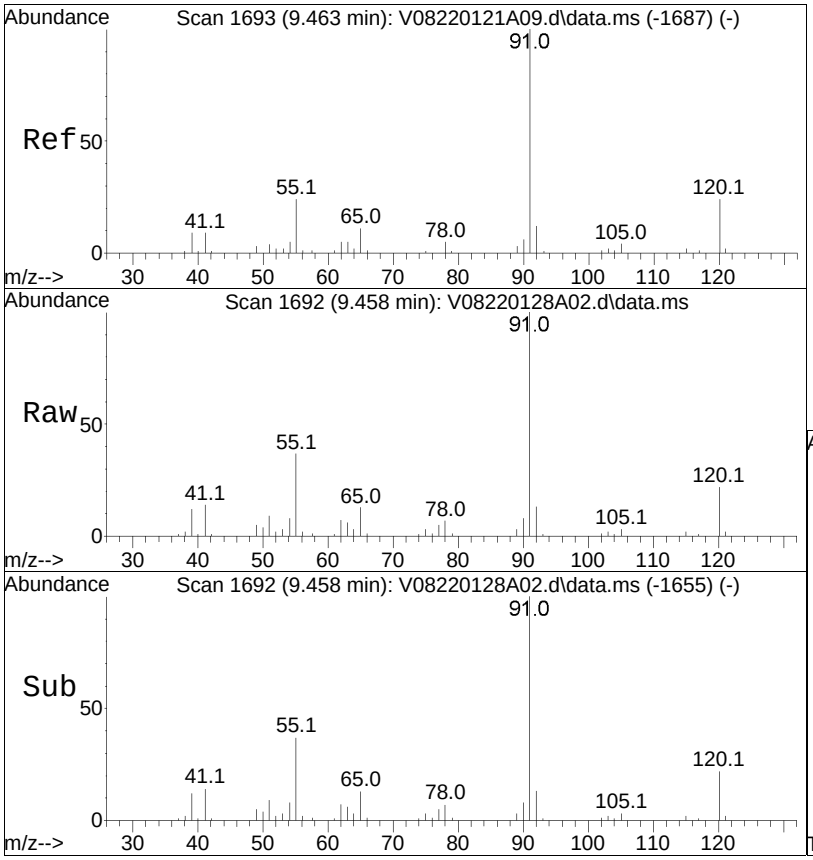

#85
n-Propylbenzene
Concen: 7.59 ug/L
RT: 9.458 min Scan# 1692
Delta R.T. -0.005 min
Lab File: V08220128A02.d
Acq: 28 Jan 2022 11:58 am

Tgt Ion: 91 Resp: 226137

Ion	Ratio	Lower	Upper
91	100		
120	22.9	17.0	25.6

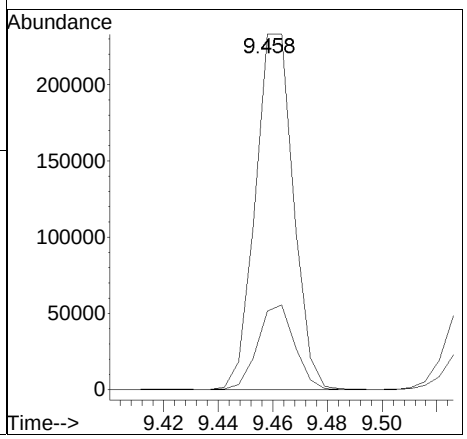

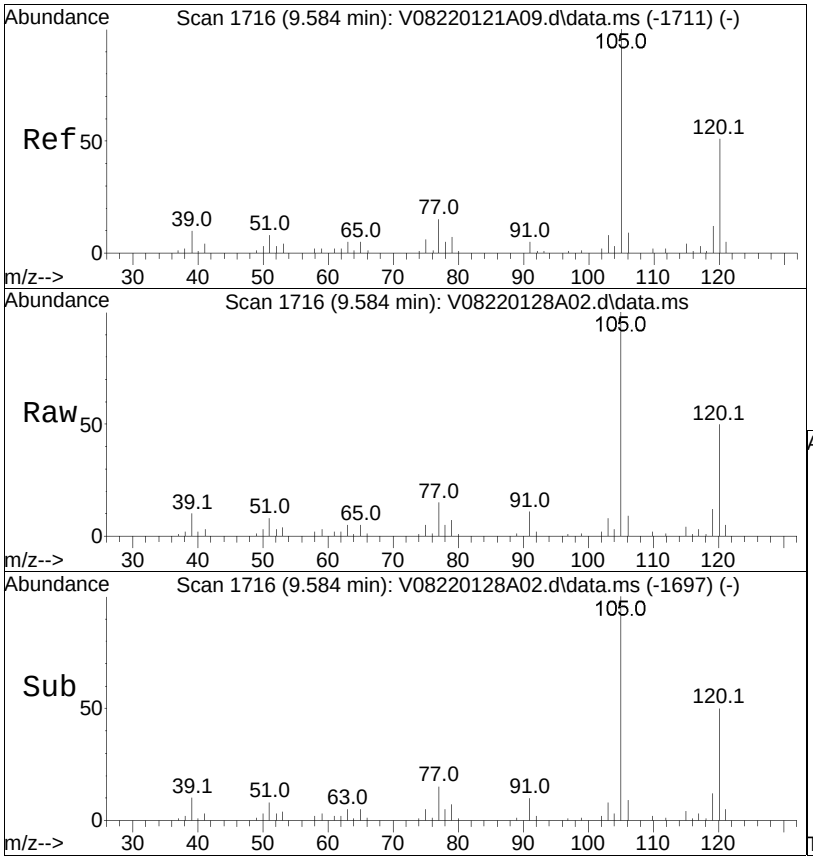

#90
1,3,5-Trimethylbenzene
Concen: 7.51 ug/L
RT: 9.584 min Scan# 1716
Delta R.T. -0.000 min
Lab File: V08220128A02.d
Acq: 28 Jan 2022 11:58 am

Tgt Ion:105 Resp: 155829

Ion	Ratio	Lower	Upper
105	100		
120	50.3	34.8	52.2

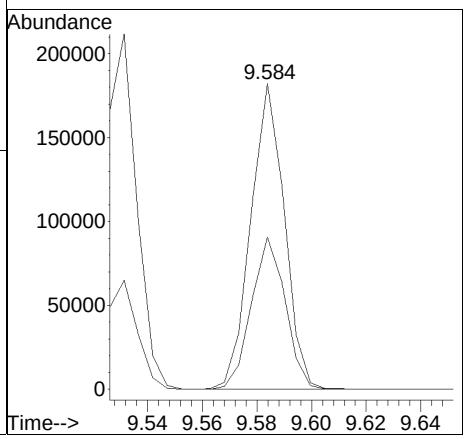

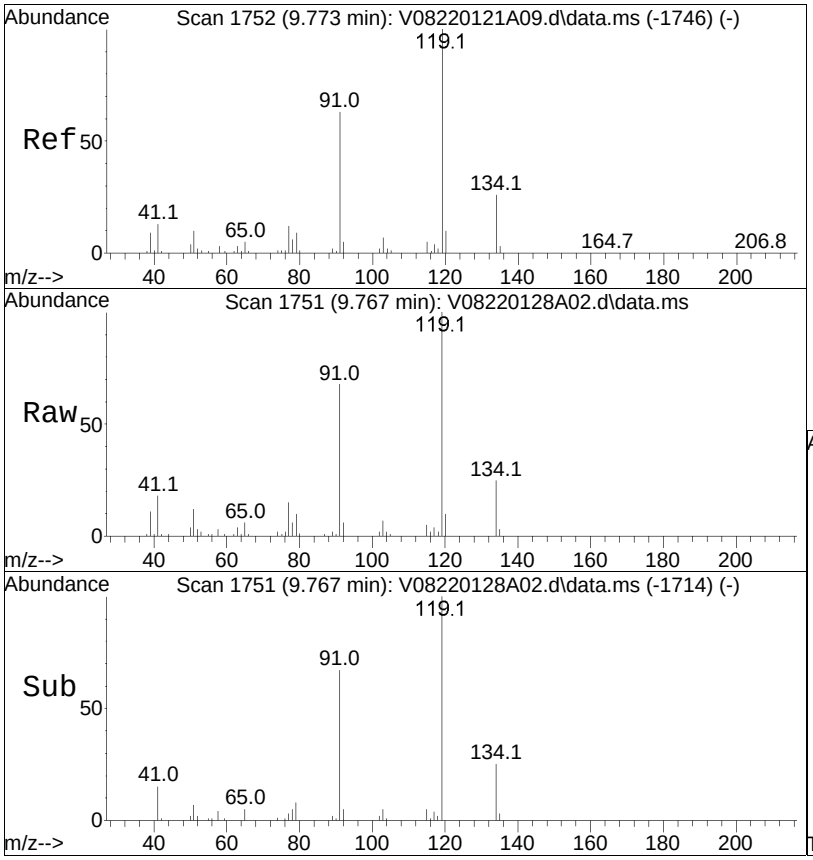

#94
tert-Butylbenzene
Concen: 7.32 ug/L
RT: 9.767 min Scan# 1751
Delta R.T. -0.006 min
Lab File: V08220128A02.d
Acq: 28 Jan 2022 11:58 am

Tgt Ion:119 Resp: 134014

Ion	Ratio	Lower	Upper
119	100		
91	65.7	51.4	77.2
134	25.4	18.3	27.5

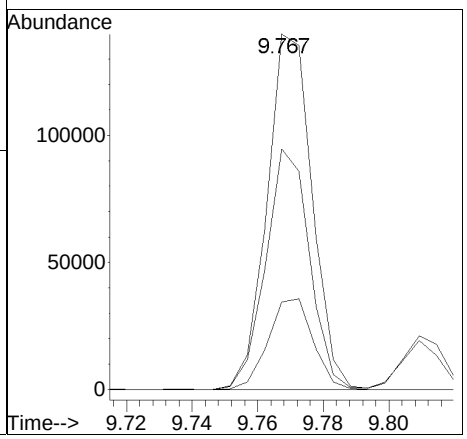

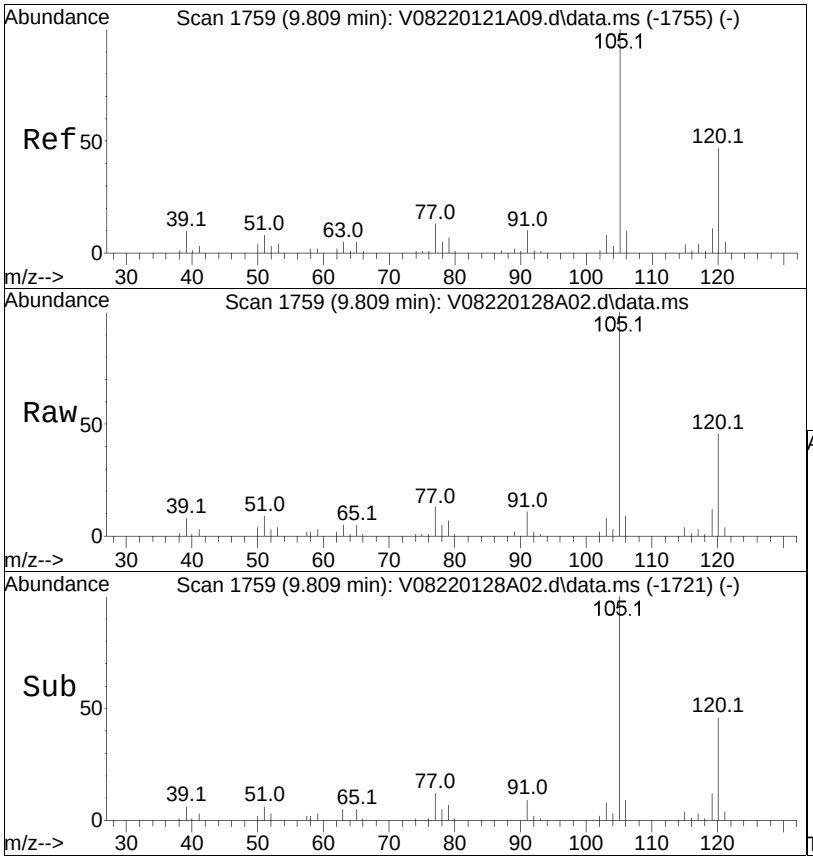

#97
1,2,4-Trimethylbenzene
Concen: 7.43 ug/L
RT: 9.809 min Scan# 1759
Delta R.T. 0.000 min
Lab File: V08220128A02.d
Acq: 28 Jan 2022 11:58 am

Tgt Ion:105 Resp: 153357

Ion	Ratio	Lower	Upper
105	100		
120	47.2	33.4	50.0

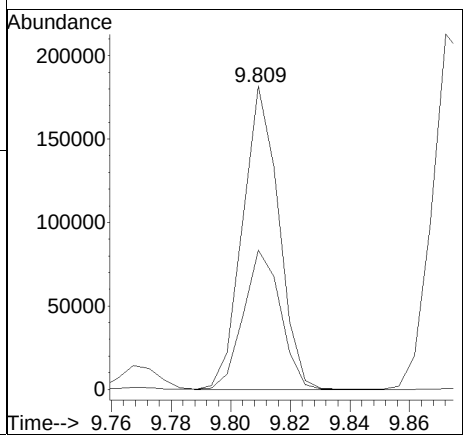

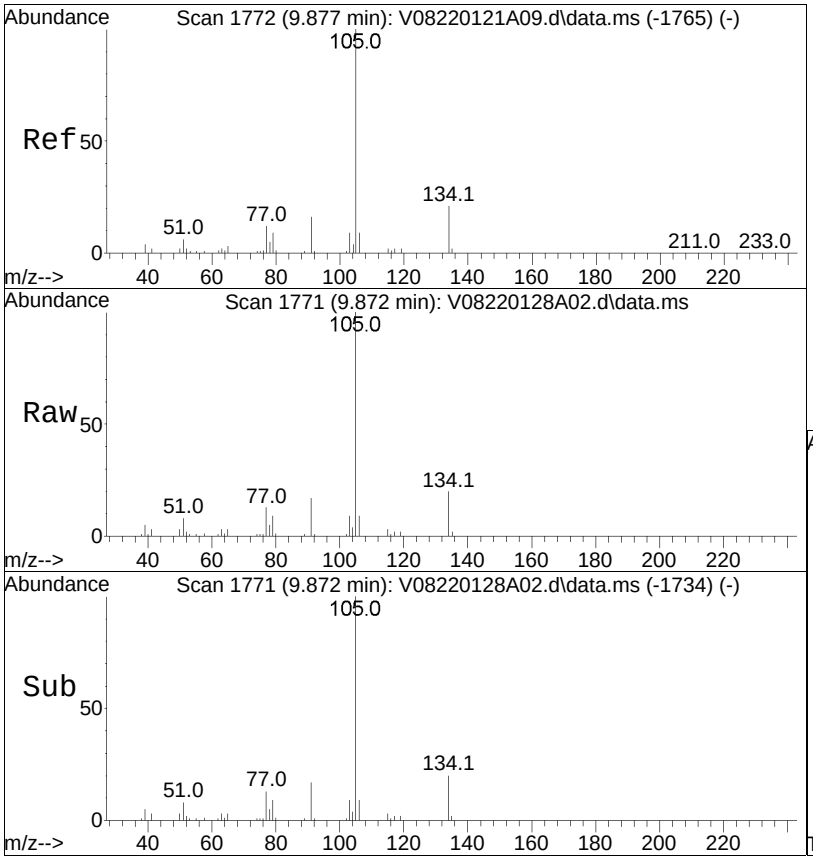

#98
sec-Butylbenzene
Concen: 7.37 ug/L
RT: 9.872 min Scan# 1771
Delta R.T. -0.005 min
Lab File: V08220128A02.d
Acq: 28 Jan 2022 11:58 am

Tgt Ion:105 Resp: 197195

Ion	Ratio	Lower	Upper
105	100		
134	20.5	12.5	26.1

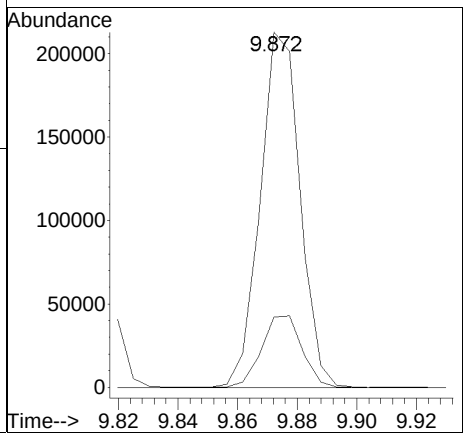

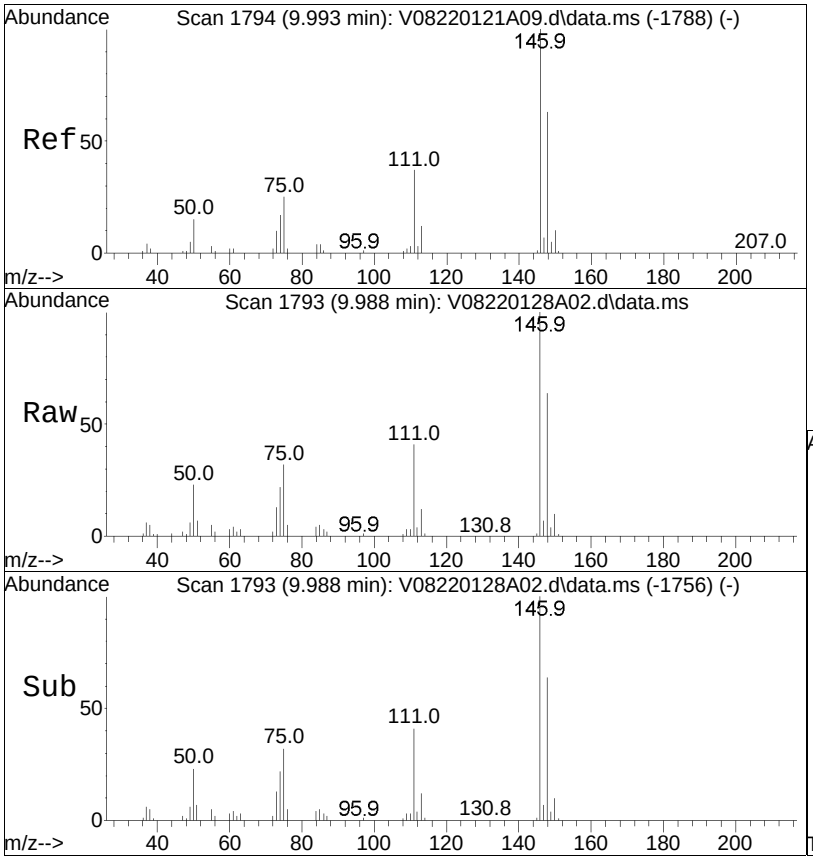

#100
1,3-Dichlorobenzene
Concen: 8.02 ug/L
RT: 9.988 min Scan# 1793
Delta R.T. -0.005 min
Lab File: V08220128A02.d
Acq: 28 Jan 2022 11:58 am

Tgt Ion:146 Resp: 95048

Ion	Ratio	Lower	Upper
146	100		
111	40.2	27.5	57.1
148	63.9	41.9	86.9

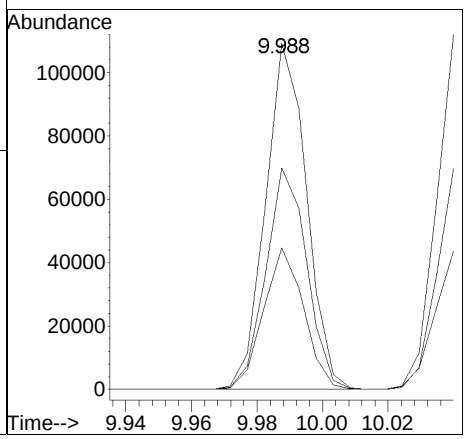

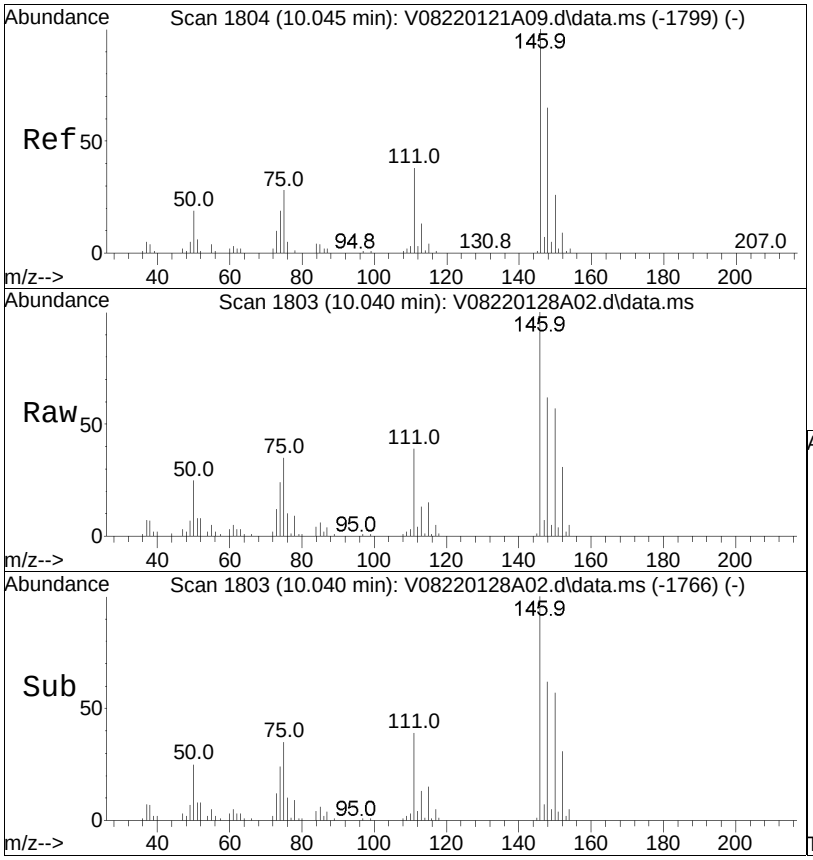

#101
1,4-Dichlorobenzene
Concen: 7.93 ug/L
RT: 10.040 min Scan# 1803
Delta R.T. -0.005 min
Lab File: V08220128A02.d
Acq: 28 Jan 2022 11:58 am

Tgt Ion:146 Resp: 94700

Ion	Ratio	Lower	Upper
146	100		
111	38.8	32.3	48.5
148	63.4	49.9	74.9

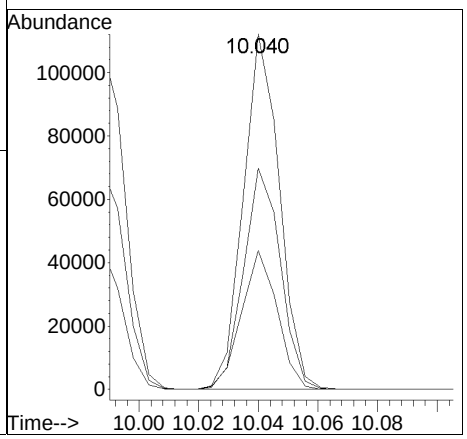

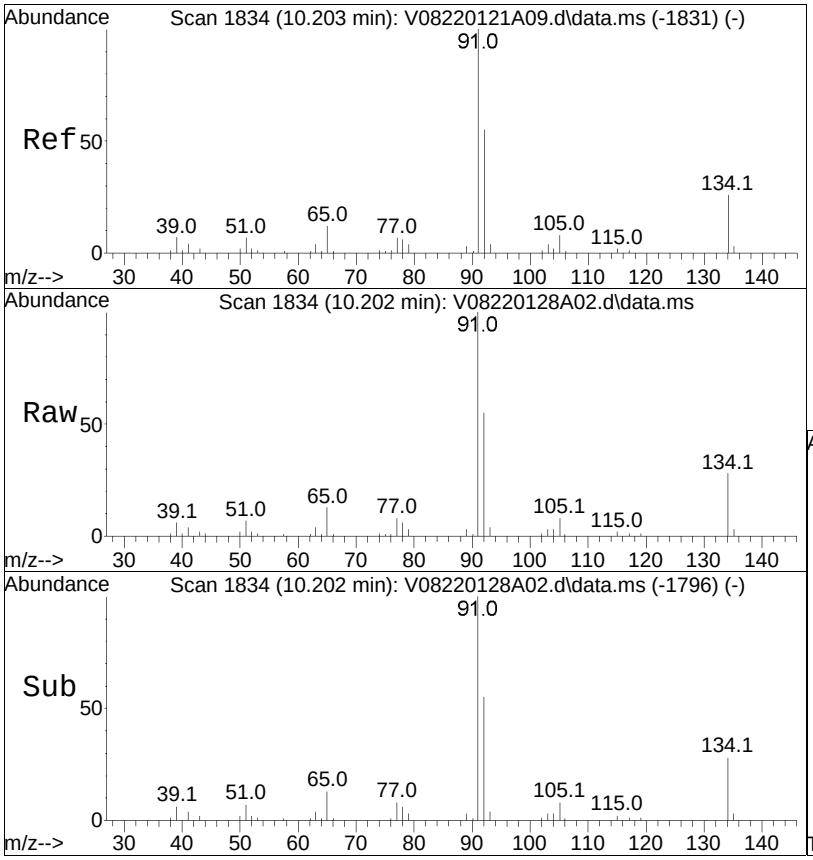

#103
n-Butylbenzene
Concen: 7.40 ug/L
RT: 10.202 min Scan# 1834
Delta R.T. -0.001 min
Lab File: V08220128A02.d
Acq: 28 Jan 2022 11:58 am

Tgt Ion: 91 Resp: 151065

Ion	Ratio	Lower	Upper
91	100		
92	54.1	43.0	64.4
134	26.2	19.6	29.4

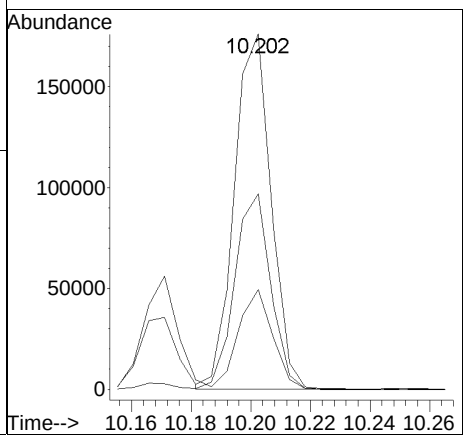

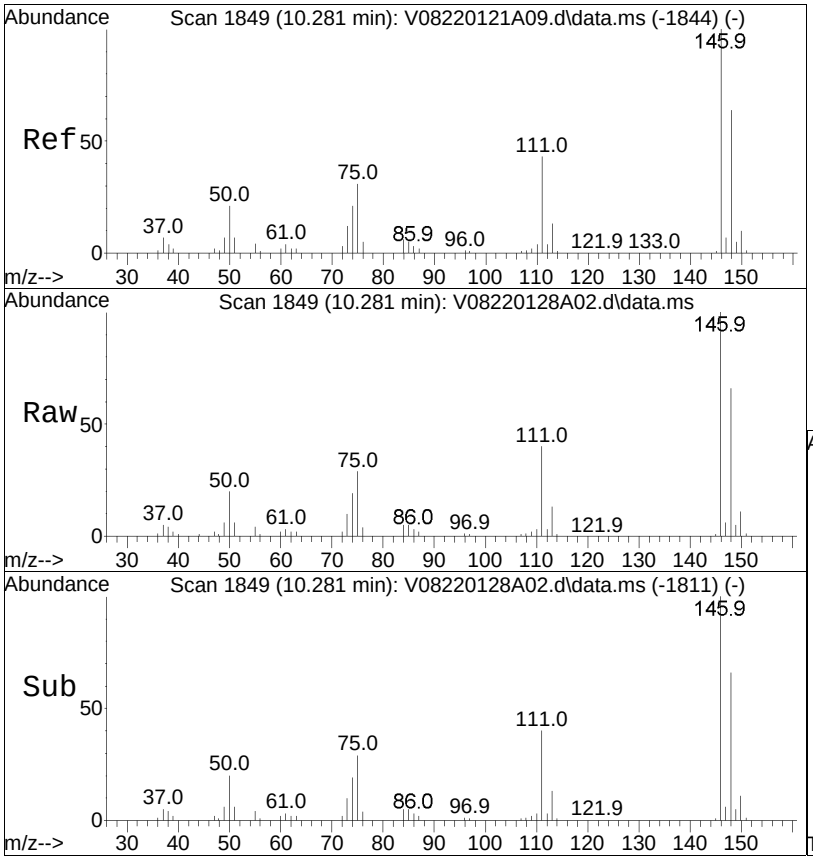

#104
1,2-Dichlorobenzene
Concen: 8.07 ug/L
RT: 10.281 min Scan# 1849
Delta R.T. 0.000 min
Lab File: V08220128A02.d
Acq: 28 Jan 2022 11:58 am

Tgt Ion:146 Resp: 89244

Ion	Ratio	Lower	Upper
146	100		
111	42.0	28.3	58.7
148	63.2	42.3	87.8

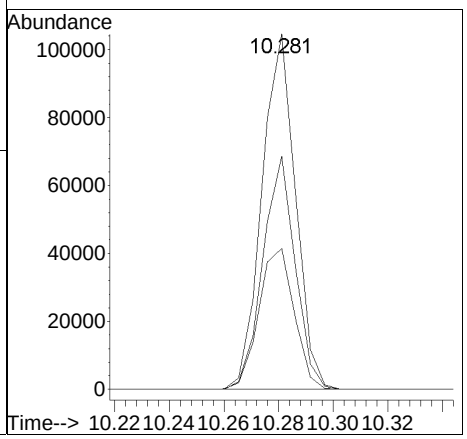

Manual Integration Report

Data Path	: I:\VOLATILES\VOA108\2022\2	QMethod	: V108_220121A_8260.m
Data File	: V08220128A02.d	Operator	: VOA108:NLK
Date Inj'd	: 1/28/2022 11:58 am	Instrument	: VOA 108
Sample	: WG1600155-4,31,10,10	Quant Date	: 1/28/2022 12:37 pm

There are no manual integrations or false positives in this file.

Quantitation Report (QT Reviewed)

Data Path : I:\VOLATILES\VOA105\2022\220201A\
Data File : V05220201A02.d
Acq On : 1 Feb 2022 7:41 am
Operator : VOA105:PD
Sample : WG1600175-4,31,10,10
Misc : WG1600175,ICAL18692
ALS Vial : 1 Sample Multiplier: 1

Quant Time: Feb 01 08:17:25 2022
Quant Method : I:\VOLATILES\VOA105\2022\220201A\V105_220126A_8260.m
Quant Title : VOLATILES BY GC/MS
QLast Update : Wed Jan 26 21:19:35 2022
Response via : Initial Calibration

CCAL FILE(s) : 1 - I:\VOLATILES\VOA105\2022\220201A\V05220201A01.d
Sub List : 8260-Curve-IM-2CEVE - Megamix plus Diox-Iodomethane

Compound	R.T.	QIon	Response	Conc	Units	Dev(Min)
Internal Standards						
1) Fluorobenzene	5.860	96	672181	10.000	ug/L	0.00
Standard Area 1 = 669932			Recovery = 100.34%			
59) Chlorobenzene-d5	9.373	117	559252	10.000	ug/L	0.00
Standard Area 1 = 563776			Recovery = 99.20%			
79) 1,4-Dichlorobenzene-d4	12.106	152	336481	10.000	ug/L	0.00
Standard Area 1 = 343330			Recovery = 98.01%			
System Monitoring Compounds						
36) Dibromofluoromethane	5.068	113	180652	10.150	ug/L	0.00
Spiked Amount 10.000	Range 70 - 130		Recovery = 101.50%			
43) 1,2-Dichloroethane-d4	5.586	65	171822	10.142	ug/L	0.00
Spiked Amount 10.000	Range 70 - 130		Recovery = 101.42%			
60) Toluene-d8	7.533	98	664740	9.616	ug/L	0.00
Spiked Amount 10.000	Range 70 - 130		Recovery = 96.16%			
83) 4-Bromofluorobenzene	10.881	95	251225	9.137	ug/L	0.00
Spiked Amount 10.000	Range 70 - 130		Recovery = 91.37%			
Target Compounds						Qvalue
4) Vinyl chloride	1.840	62	169483	9.387	ug/L	97
10) 1,1-Dichloroethene	2.848	96	137780	10.631	ug/L	93
15) Methylene chloride	3.405	84	139627	9.340	ug/L	77
17) Acetone	3.454	43	15394	9.295	ug/L #	87
18) trans-1,2-Dichloroethene	3.542	96	153698	10.670	ug/L	99
20) Methyl tert-butyl ether	3.630	73	228745	10.760	ug/L #	86
23) 1,1-Dichloroethane	4.119	63	274198	9.485	ug/L	96
28) cis-1,2-Dichloroethene	4.628	96	168472	10.313	ug/L	97
32) Chloroform	4.892	83	237780	9.801	ug/L	98
34) Carbon tetrachloride	5.009	117	205513	10.080	ug/L	98
37) 1,1,1-Trichloroethane	5.078	97	227010	10.703	ug/L	99
39) 2-Butanone	5.185	43	29165	9.591	ug/L #	79
41) Benzene	5.440	78	533129	10.157	ug/L	95
44) 1,2-Dichloroethane	5.655	62	161366	9.611	ug/L	96
48) Trichloroethene	6.036	95	151642	10.500	ug/L #	82
57) 1,4-Dioxane	6.858	88	32310	642.812	ug/L #	84
61) Toluene	7.591	92	374851	10.196	ug/L	98
63) Tetrachloroethene	8.032	166	211136	11.449	ug/L	84
73) Chlorobenzene	9.392	112	448986	10.321	ug/L #	83
74) Ethylbenzene	9.422	91	729219	10.150	ug/L	91

Data Path : I:\VOLATILES\VOA105\2022\220201A\
Data File : V05220201A02.d
Acq On : 1 Feb 2022 7:41 am
Operator : VOA105:PD
Sample : WG1600175-4,31,10,10
Misc : WG1600175,ICAL18692
ALS Vial : 1 Sample Multiplier: 1

Quant Time: Feb 01 08:17:25 2022
Quant Method : I:\VOLATILES\VOA105\2022\220201A\V105_220126A_8260.m
Quant Title : VOLATILES BY GC/MS
QLast Update : Wed Jan 26 21:19:35 2022
Response via : Initial Calibration

CCAL FILE(s) : 1 - I:\VOLATILES\VOA105\2022\220201A\V05220201A01.d
Sub List : 8260-Curve-IM-2CEVE - Megamix plus Diox-Iodomethane

	Compound	R.T.	QIon	Response	Conc	Units		Dev(Min)
76)	p/m Xylene	9.608	106	614302	21.569	ug/L		78
77)	o Xylene	10.156	106	585437	21.256	ug/L		76
85)	n-Propylbenzene	11.038	91	885652	9.891	ug/L	#	89
90)	1,3,5-Trimethylbenzene	11.263	105	652714	9.707	ug/L		89
94)	tert-Butylbenzene	11.606	119	604859	10.134	ug/L	#	93
97)	1,2,4-Trimethylbenzene	11.684	105	644121	9.827	ug/L		89
98)	sec-Butylbenzene	11.792	105	825094	10.026	ug/L		91
100)	1,3-Dichlorobenzene	12.027	146	401420	10.346	ug/L		95
101)	1,4-Dichlorobenzene	12.125	146	398598	10.292	ug/L		95
103)	n-Butylbenzene	12.390	91	550660	9.579	ug/L	#	95
104)	1,2-Dichlorobenzene	12.546	146	355317	10.455	ug/L		95

(#) = qualifier out of range (m) = manual integration (+) = signals summed

Quantitation Report (QT Reviewed)

Data Path : I:\VOLATILES\VOA105\2022\220201A\
Data File : V05220201A02.d
Acq On : 1 Feb 2022 7:41 am
Operator : VOA105:PD
Sample : WG1600175-4,31,10,10
Misc : WG1600175,ICAL18692
ALS Vial : 1 Sample Multiplier: 1

Quant Time: Feb 01 08:17:25 2022
Quant Method : I:\VOLATILES\VOA105\2022\220201A\V105_220126A_8260.m
Quant Title : VOLATILES BY GC/MS
QLast Update : Wed Jan 26 21:19:35 2022
Response via : Initial Calibration

Sub List : 8260-Curve-IM-2CEVE - Megamix plus Diox-Iodomethane•

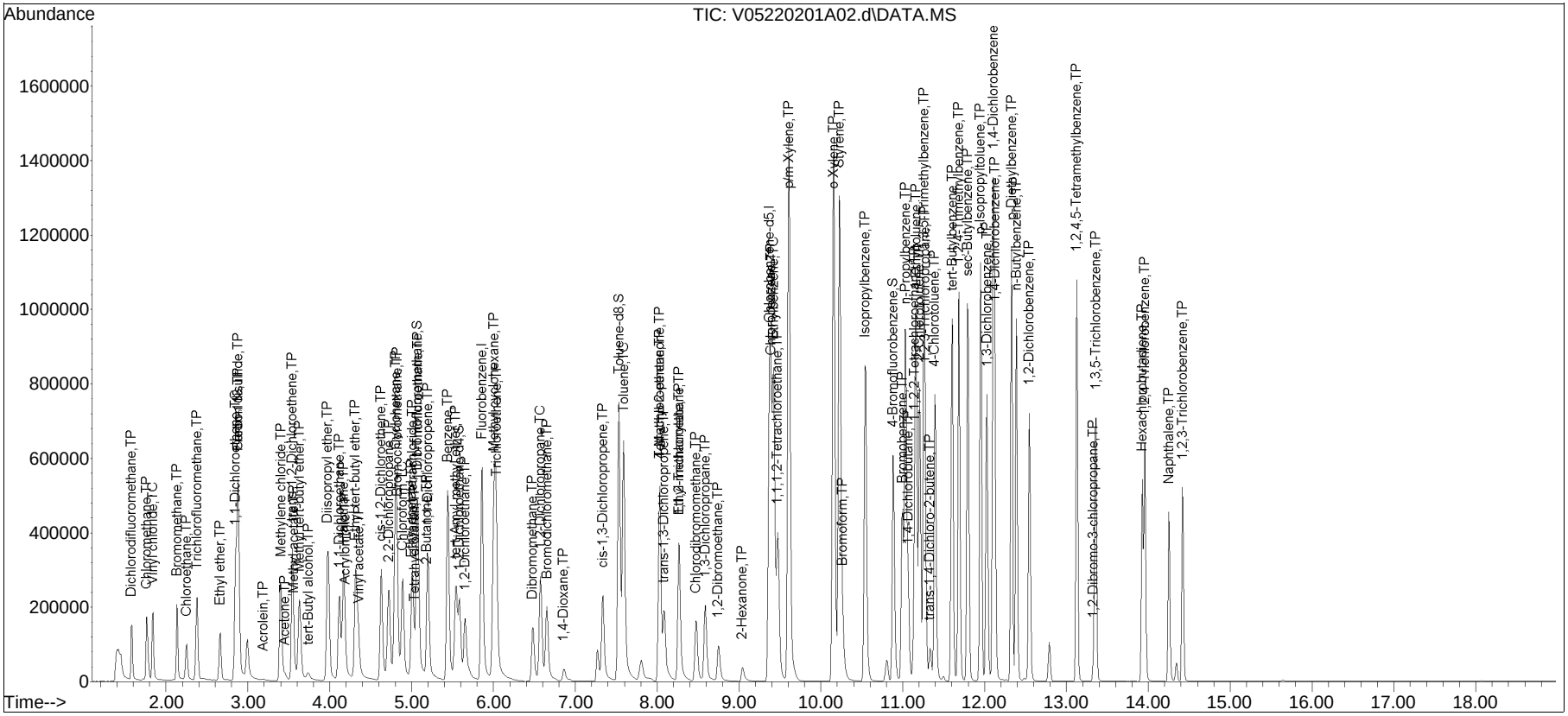



#4
Vinyl chloride
Concen: 9.39 ug/L
RT: 1.840 min Scan# 77
Delta R.T. 0.000 min
Lab File: V05220201A02.d
Acq: 1 Feb 2022 7:41 am

Tgt Ion: 62 Resp: 169483

Ion	Ratio	Lower	Upper
62	100		
64	31.7	13.5	53.5

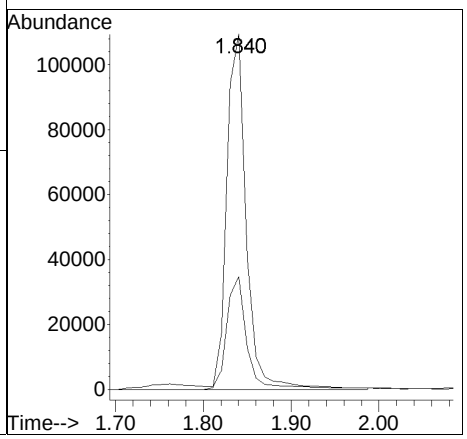

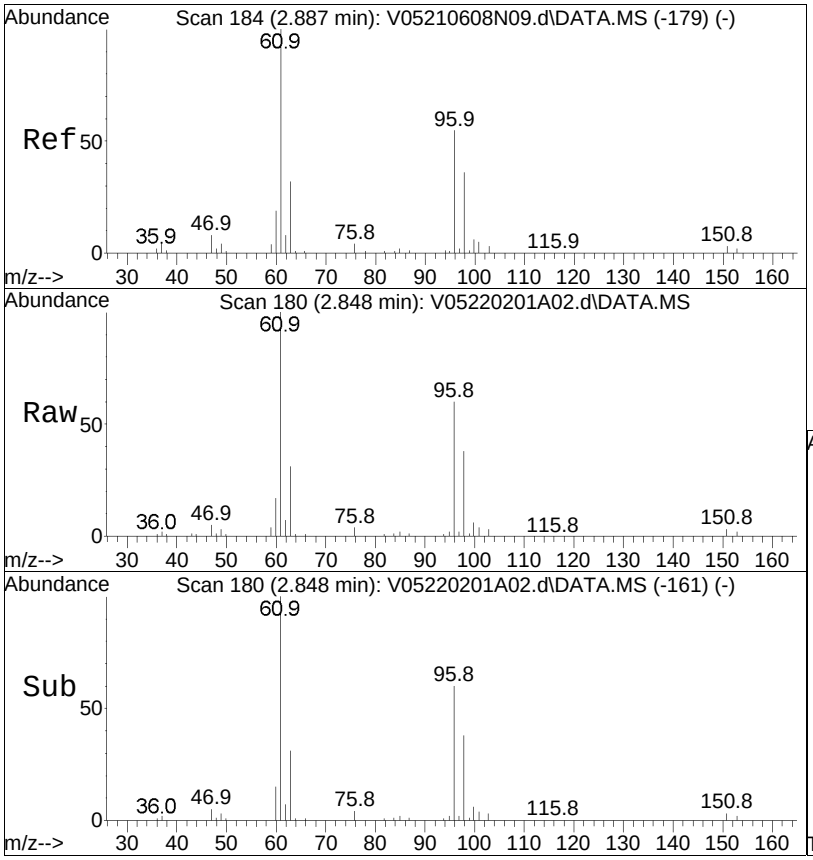

#10
1,1-Dichloroethene
Concen: 10.63 ug/L
RT: 2.848 min Scan# 180
Delta R.T. -0.010 min
Lab File: V05220201A02.d
Acq: 1 Feb 2022 7:41 am

Tgt Ion: 96 Resp: 137780

Ion	Ratio	Lower	Upper
96	100		
61	160.9	136.7	205.1
63	50.5	45.0	67.6

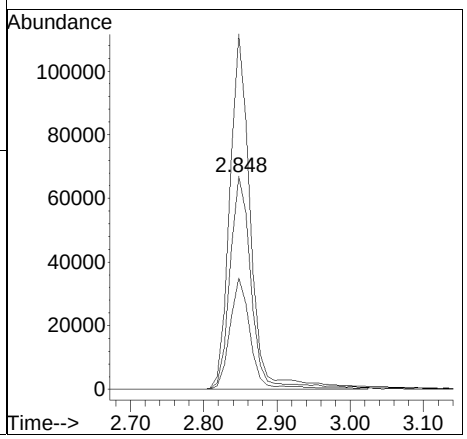

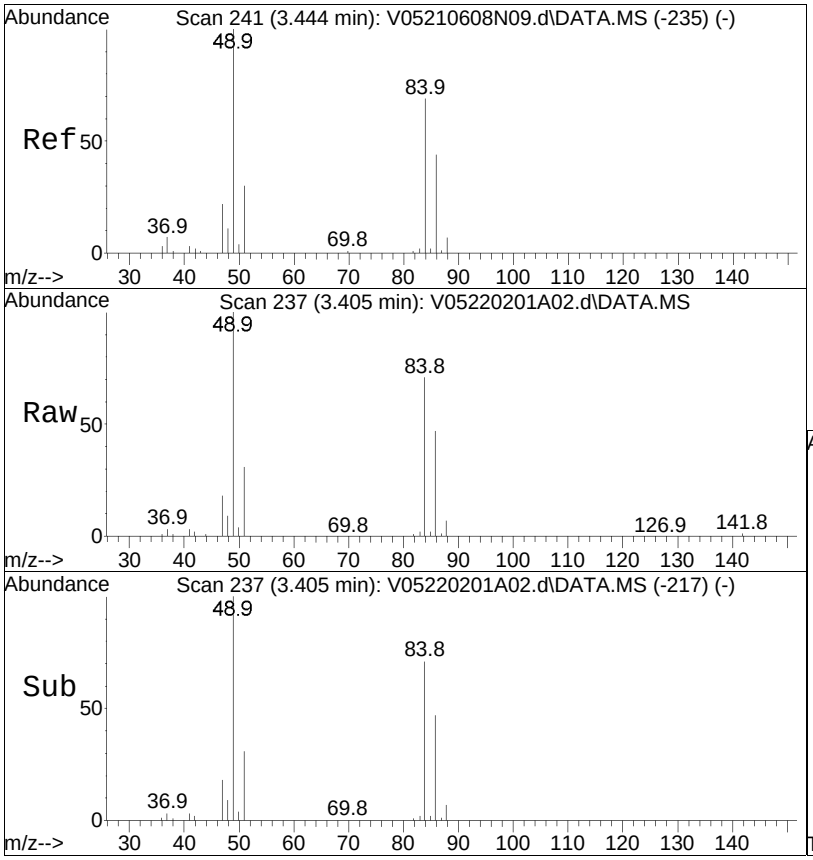

#15
Methylene chloride
Concen: 9.34 ug/L
RT: 3.405 min Scan# 237
Delta R.T. 0.000 min
Lab File: V05220201A02.d
Acq: 1 Feb 2022 7:41 am

Tgt Ion: 84 Resp: 139627

Ion	Ratio	Lower	Upper
84	100		
86	66.2	42.1	87.5
49	143.5	69.3	143.9

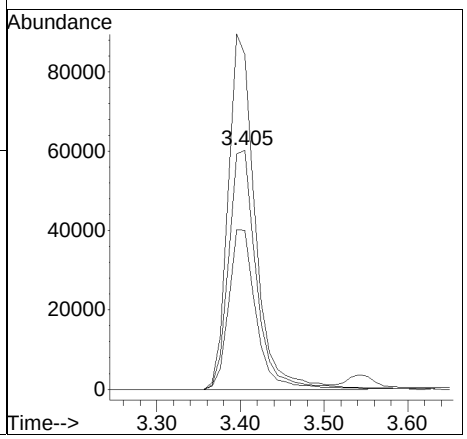

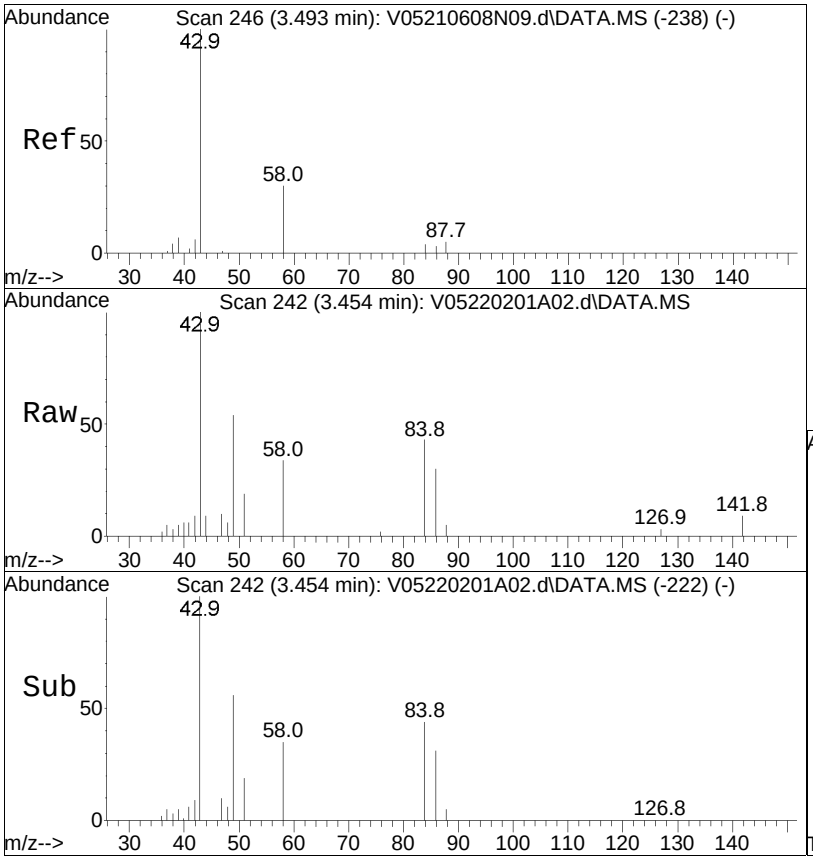

#17
Acetone
Concen: 9.30 ug/L
RT: 3.454 min Scan# 242
Delta R.T. 0.000 min
Lab File: V05220201A02.d
Acq: 1 Feb 2022 7:41 am

Tgt Ion: 43 Resp: 15394

Ion	Ratio	Lower	Upper
43	100		
58	34.3	22.0	33.0#

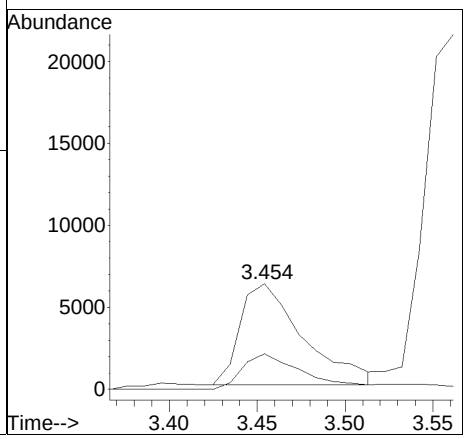

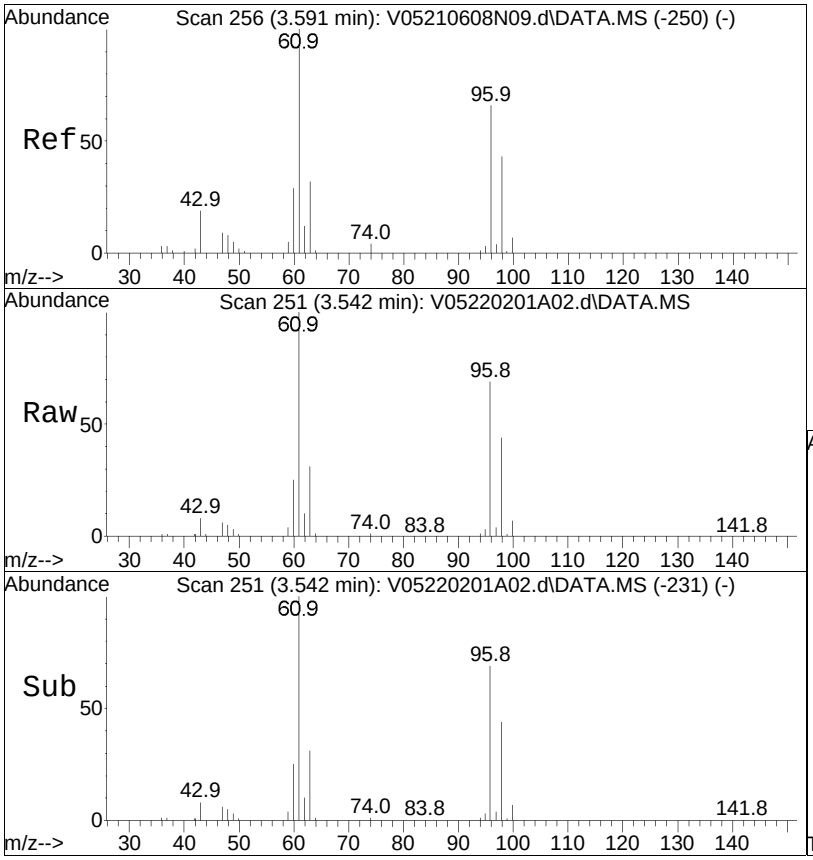

#18
trans-1,2-Dichloroethene
Concen: 10.67 ug/L
RT: 3.542 min Scan# 251
Delta R.T. 0.000 min
Lab File: V05220201A02.d
Acq: 1 Feb 2022 7:41 am

Tgt Ion: 96 Resp: 153698

Ion	Ratio	Lower	Upper
96	100		
61	141.7	91.7	190.5
98	63.7	41.1	85.5
63	44.4	29.4	61.0

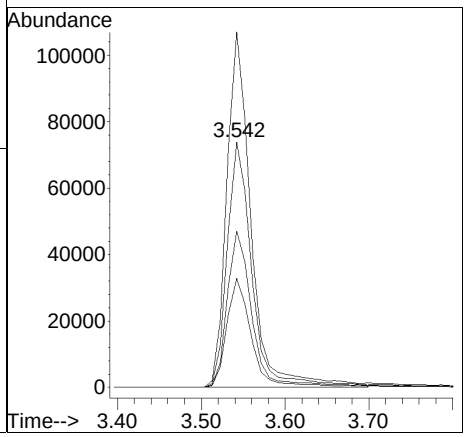

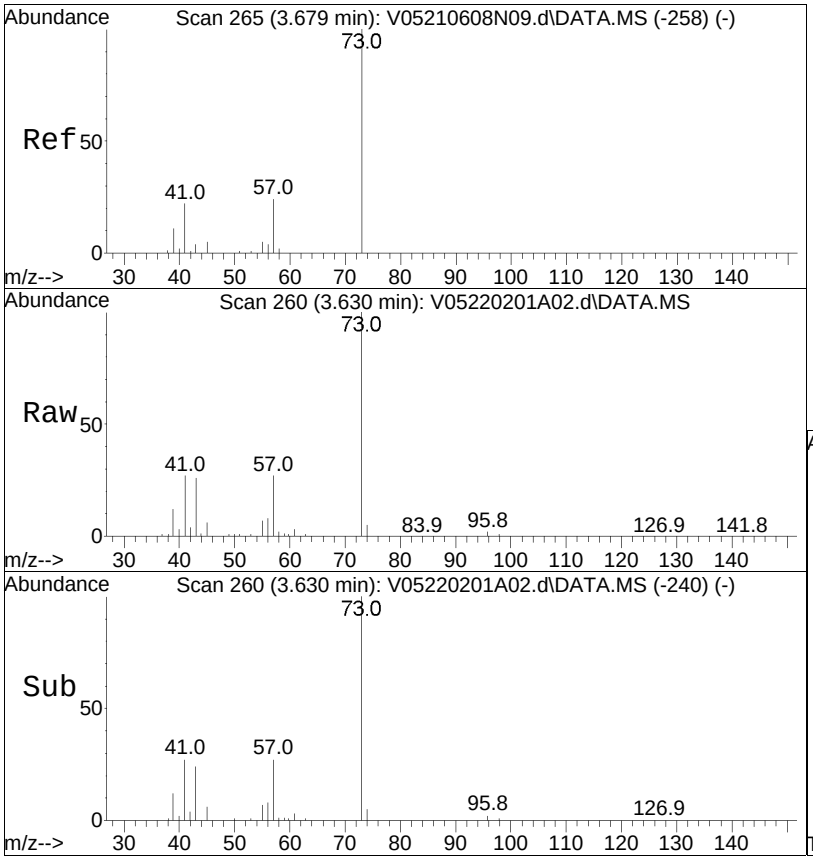

#20
Methyl tert-butyl ether
Concen: 10.76 ug/L
RT: 3.630 min Scan# 260
Delta R.T. 0.000 min
Lab File: V05220201A02.d
Acq: 1 Feb 2022 7:41 am

Tgt Ion: 73 Resp: 228745

Ion	Ratio	Lower	Upper
73	100		
57	26.1	11.8	24.6#
43	24.2	13.5	27.9
41	27.7	13.3	27.5#

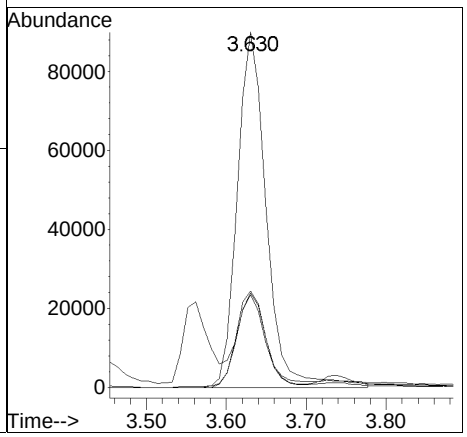

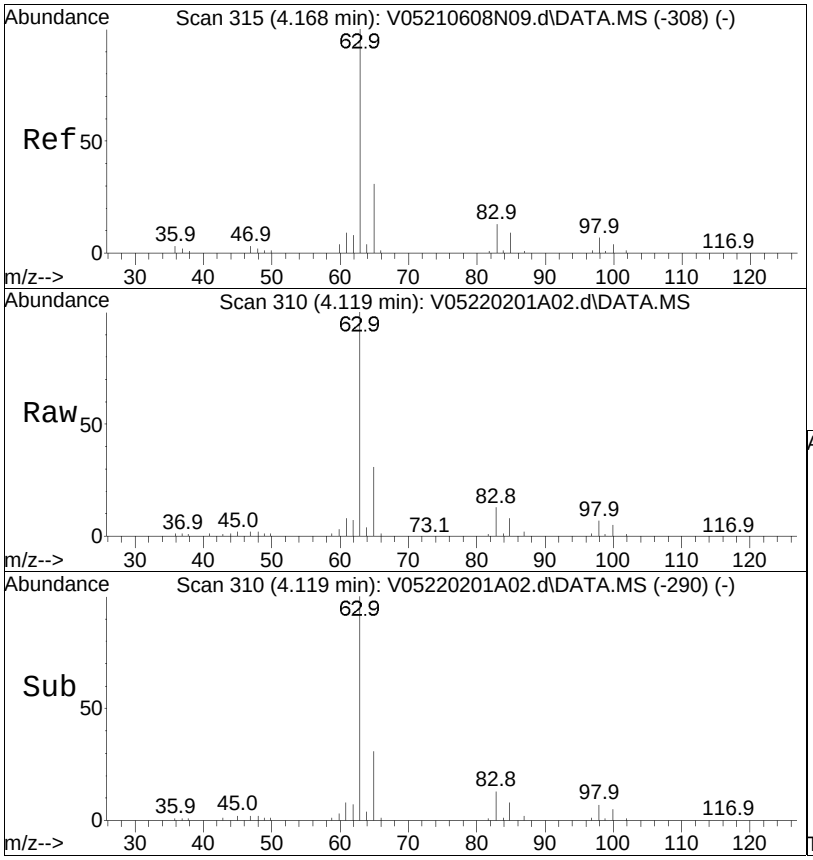

#23
1,1-Dichloroethane
Concen: 9.49 ug/L
RT: 4.119 min Scan# 310
Delta R.T. 0.000 min
Lab File: V05220201A02.d
Acq: 1 Feb 2022 7:41 am

Tgt Ion: 63 Resp: 274198

Ion	Ratio	Lower	Upper
63	100		
65	29.8	11.9	51.9
83	11.8	0.0	34.2

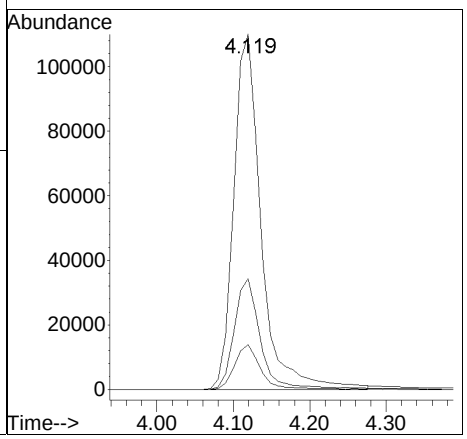

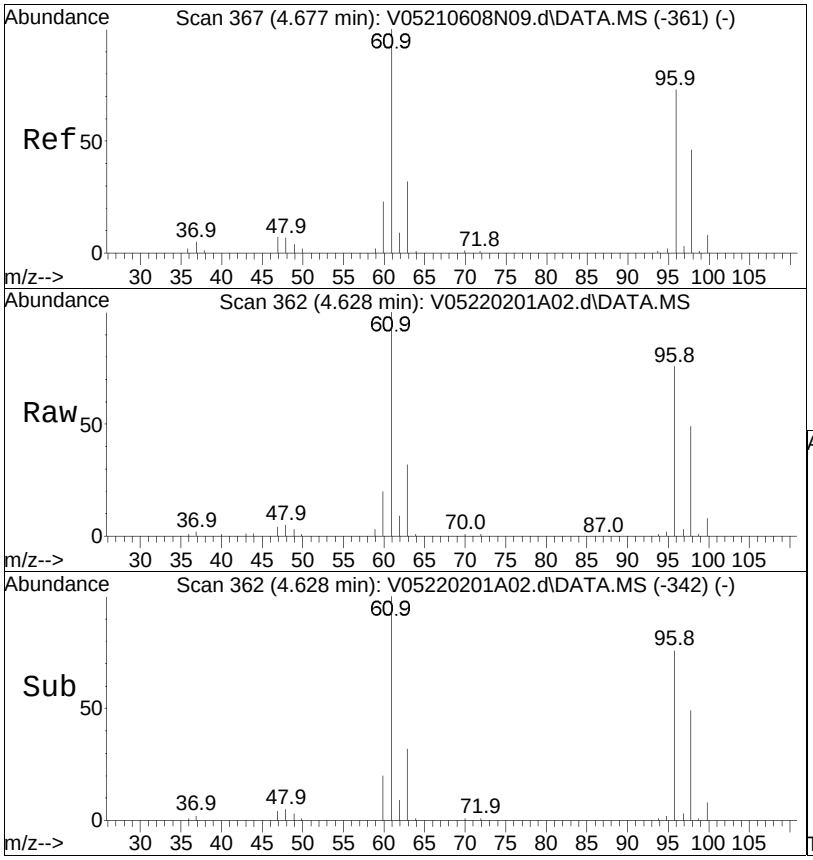

#28
cis-1,2-Dichloroethene
Concen: 10.31 ug/L
RT: 4.628 min Scan# 362
Delta R.T. -0.000 min
Lab File: V05220201A02.d
Acq: 1 Feb 2022 7:41 am

Tgt Ion: 96 Resp: 168472

Ion	Ratio	Lower	Upper
96	100		
61	122.6	100.5	150.7
98	65.5	49.8	74.8

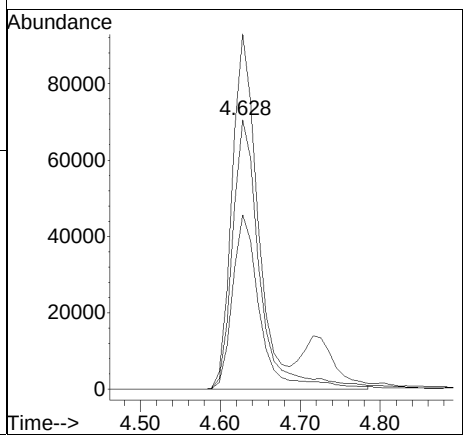

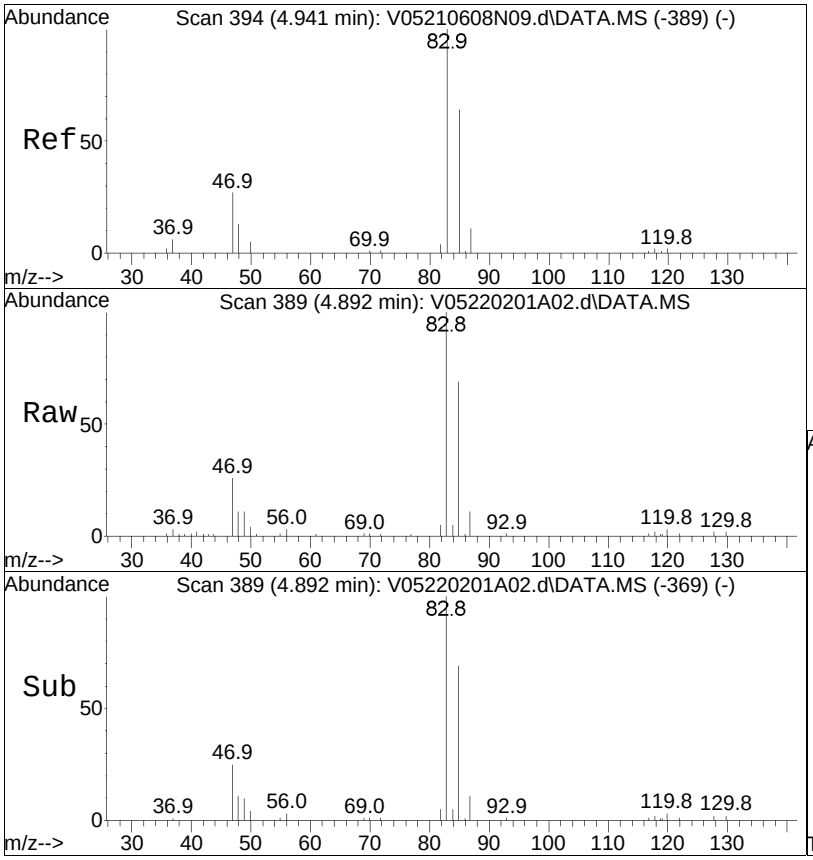

#32
Chloroform
Concen: 9.80 ug/L
RT: 4.892 min Scan# 389
Delta R.T. -0.000 min
Lab File: V05220201A02.d
Acq: 1 Feb 2022 7:41 am

Tgt Ion: 83 Resp: 237780

Ion	Ratio	Lower	Upper
83	100		
85	66.8	42.8	89.0
47	23.0	13.7	28.4
48	11.7	6.9	14.3

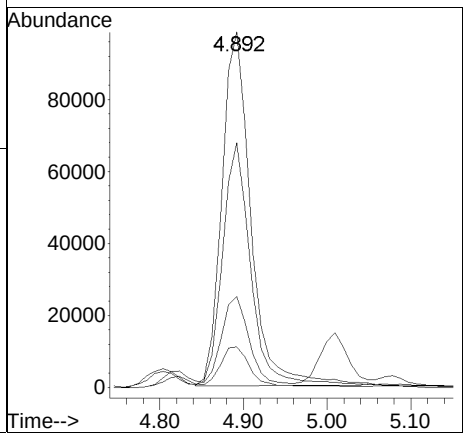

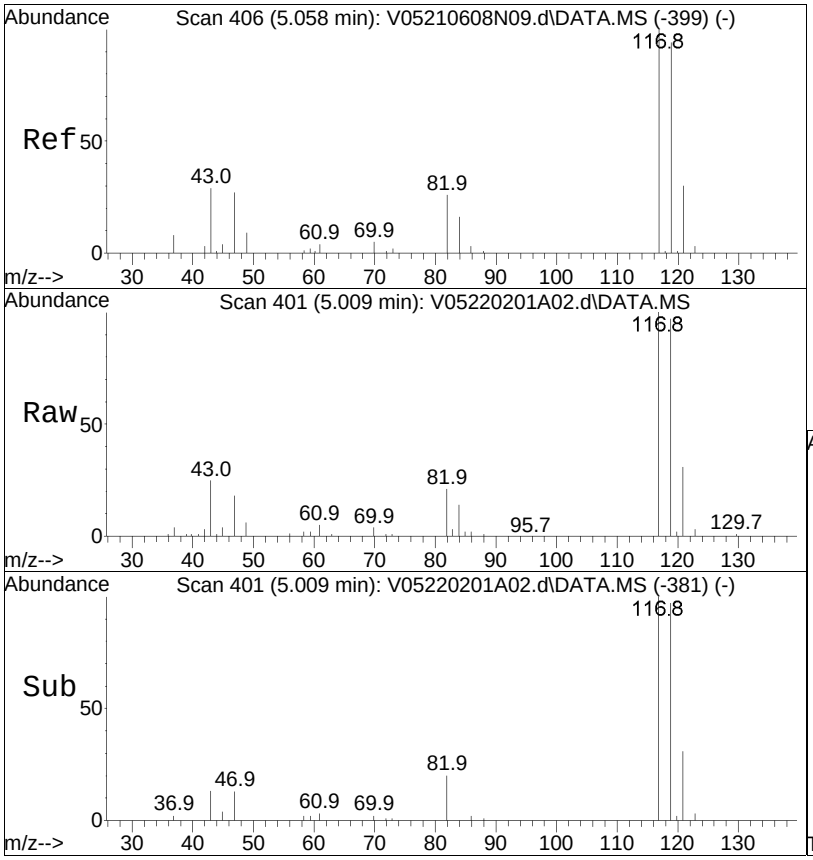

#34
Carbon tetrachloride
Concen: 10.08 ug/L
RT: 5.009 min Scan# 401
Delta R.T. 0.000 min
Lab File: V05220201A02.d
Acq: 1 Feb 2022 7:41 am

Tgt Ion:117 Resp: 205513

Ion	Ratio	Lower	Upper
117	100		
119	97.3	63.6	132.2
121	31.6	19.8	41.0
82	19.8	15.9	32.9

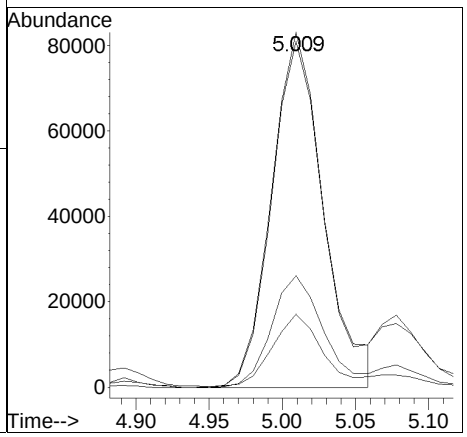

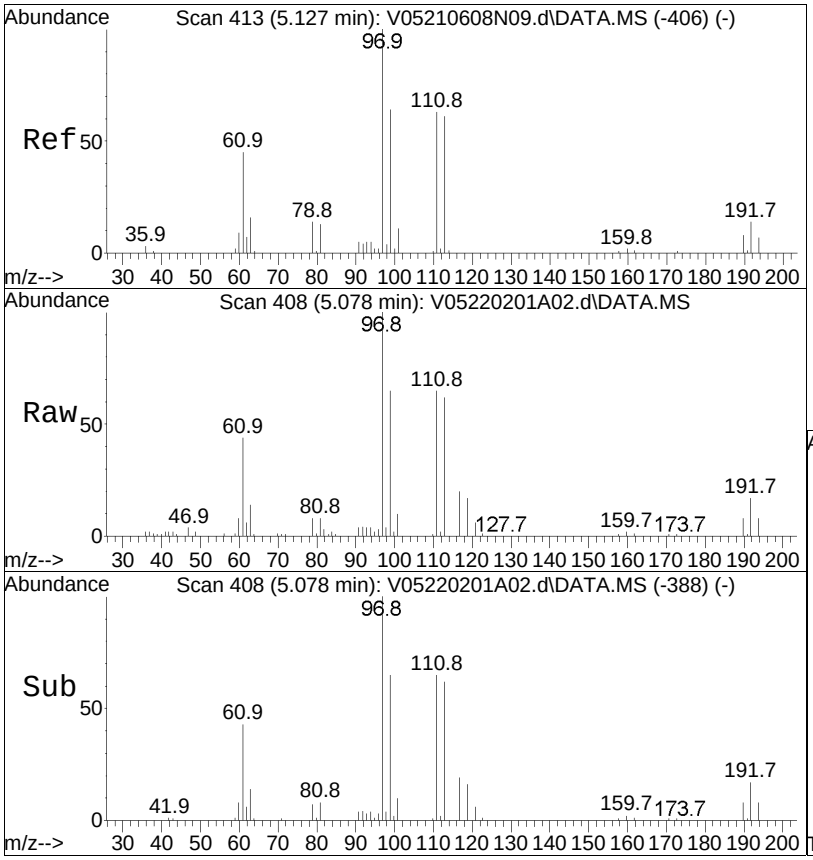

#37
1,1,1-Trichloroethane
Concen: 10.70 ug/L
RT: 5.078 min Scan# 408
Delta R.T. -0.000 min
Lab File: V05220201A02.d
Acq: 1 Feb 2022 7:41 am

Tgt Ion: 97 Resp: 227010

Ion	Ratio	Lower	Upper
97	100		
99	64.0	41.7	86.5
61	42.4	26.1	54.3
63	13.5	8.5	17.6

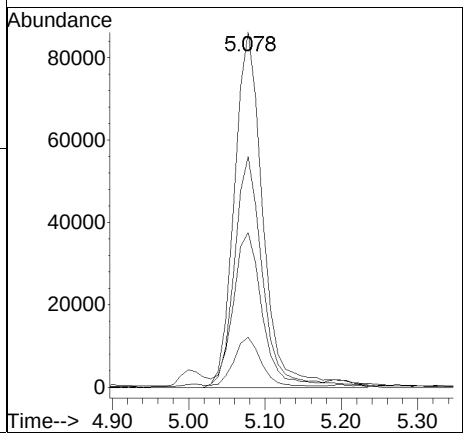

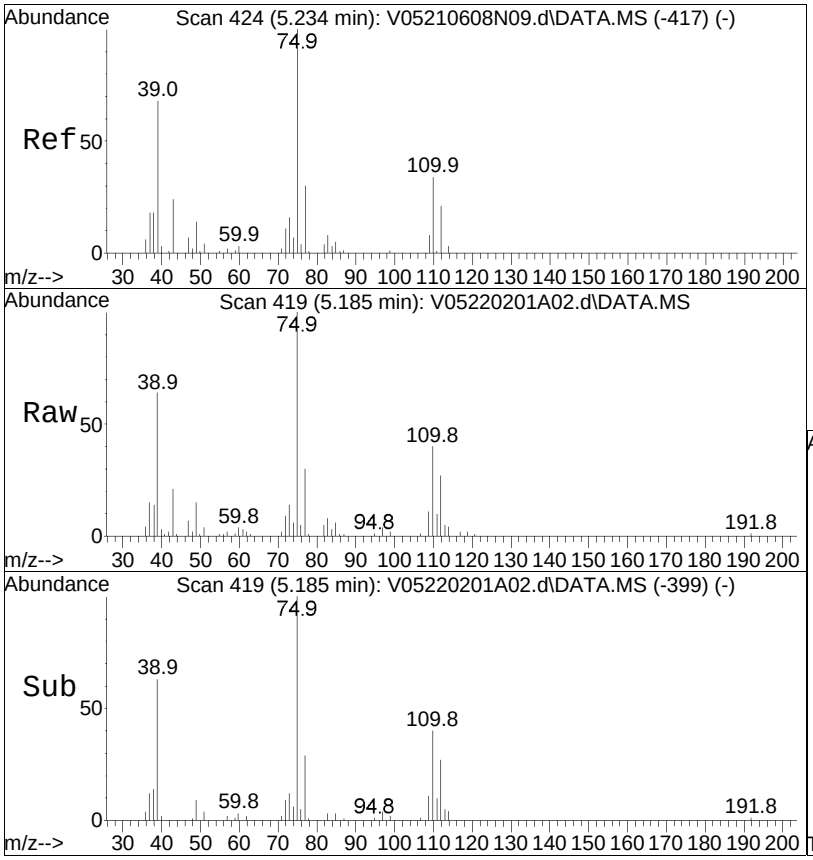

#39
2-Butanone
Concen: 9.59 ug/L
RT: 5.185 min Scan# 419
Delta R.T. 0.000 min
Lab File: V05220201A02.d
Acq: 1 Feb 2022 7:41 am

Tgt Ion: 43 Resp: 29165

Ion	Ratio	Lower	Upper
43	100		
72	52.1	55.6	83.4#

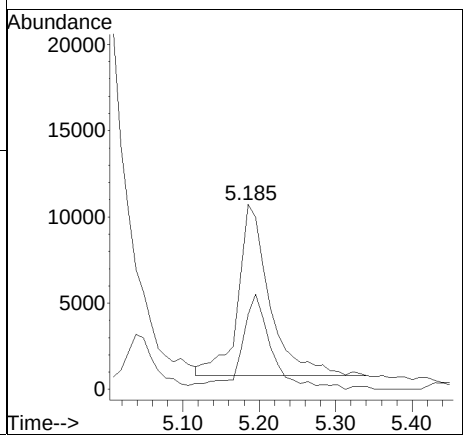

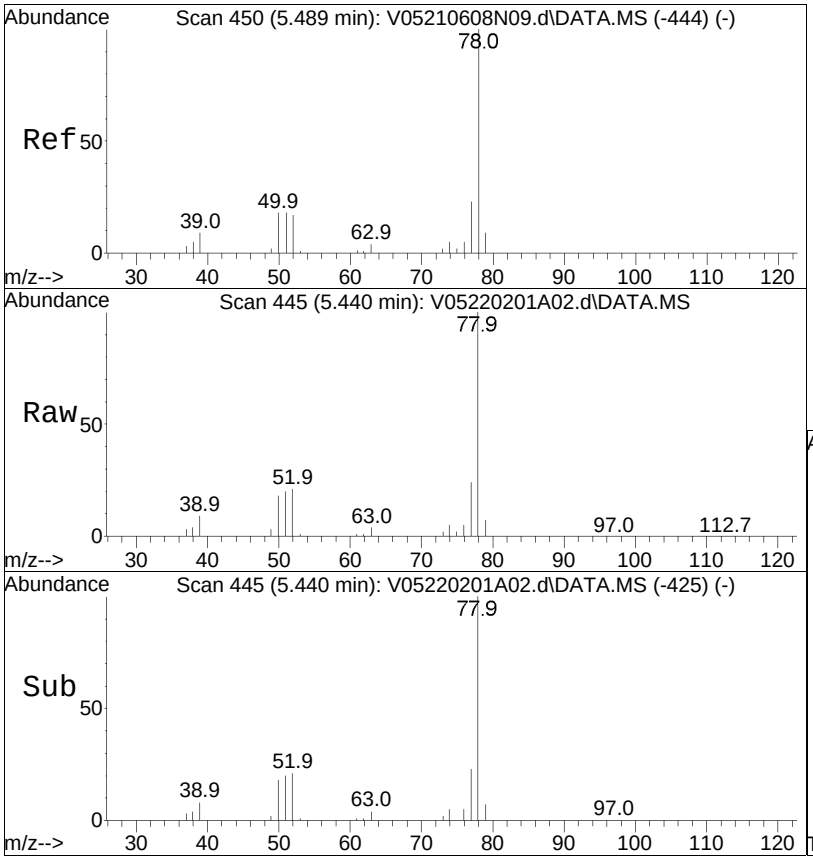

#41
Benzene
Concen: 10.16 ug/L
RT: 5.440 min Scan# 445
Delta R.T. -0.000 min
Lab File: V05220201A02.d
Acq: 1 Feb 2022 7:41 am

Tgt Ion: 78 Resp: 533129

Ion	Ratio	Lower	Upper
78	100		
77	23.2	15.2	31.6
51	19.0	10.5	21.7
52	19.5	9.5	19.7

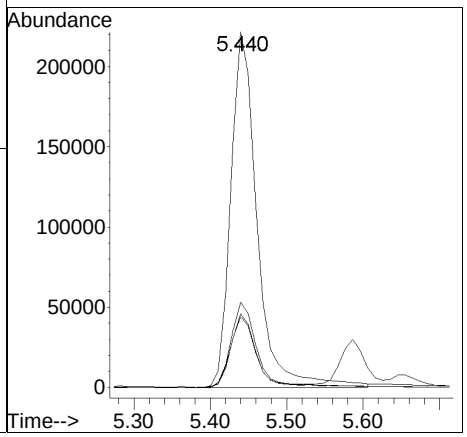

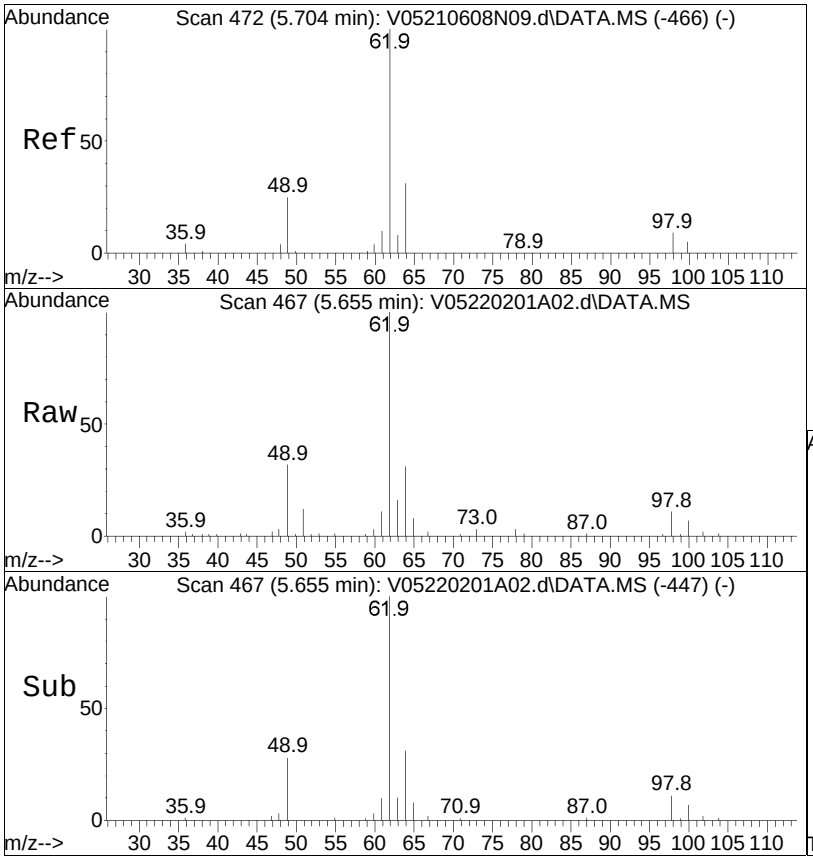

#44
1,2-Dichloroethane
Concen: 9.61 ug/L
RT: 5.655 min Scan# 467
Delta R.T. -0.000 min
Lab File: V05220201A02.d
Acq: 1 Feb 2022 7:41 am

Tgt Ion: 62 Resp: 161366

Ion	Ratio	Lower	Upper
62	100		
64	31.7	13.2	53.2
98	10.6	0.0	27.8

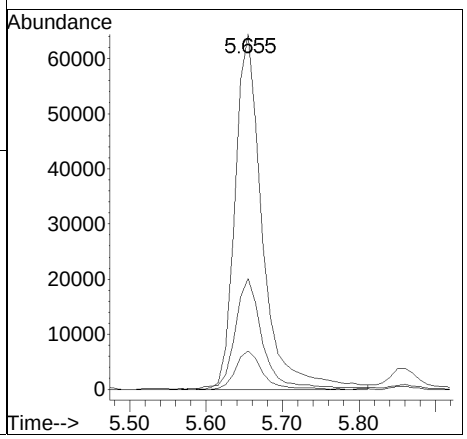

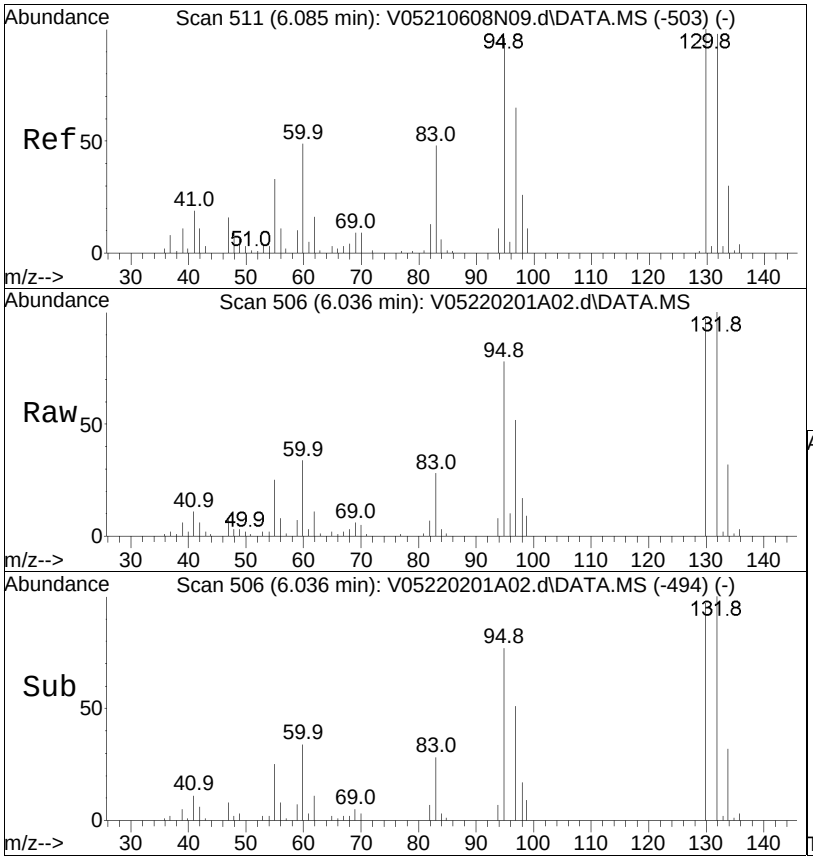

#48
Trichloroethene
Concen: 10.50 ug/L
RT: 6.036 min Scan# 506
Delta R.T. 0.000 min
Lab File: V05220201A02.d
Acq: 1 Feb 2022 7:41 am

Tgt Ion: 95 Resp: 151642

Ion	Ratio	Lower	Upper
95	100		
97	68.0	56.1	84.1
130	126.4	77.7	116.5#

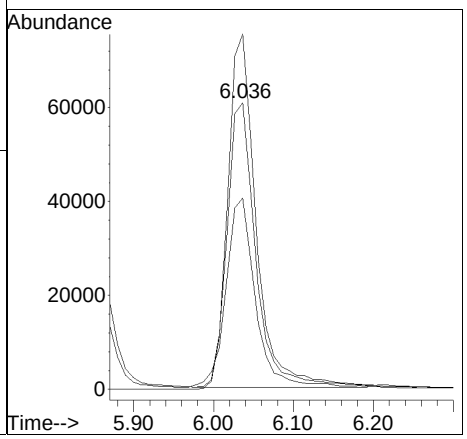

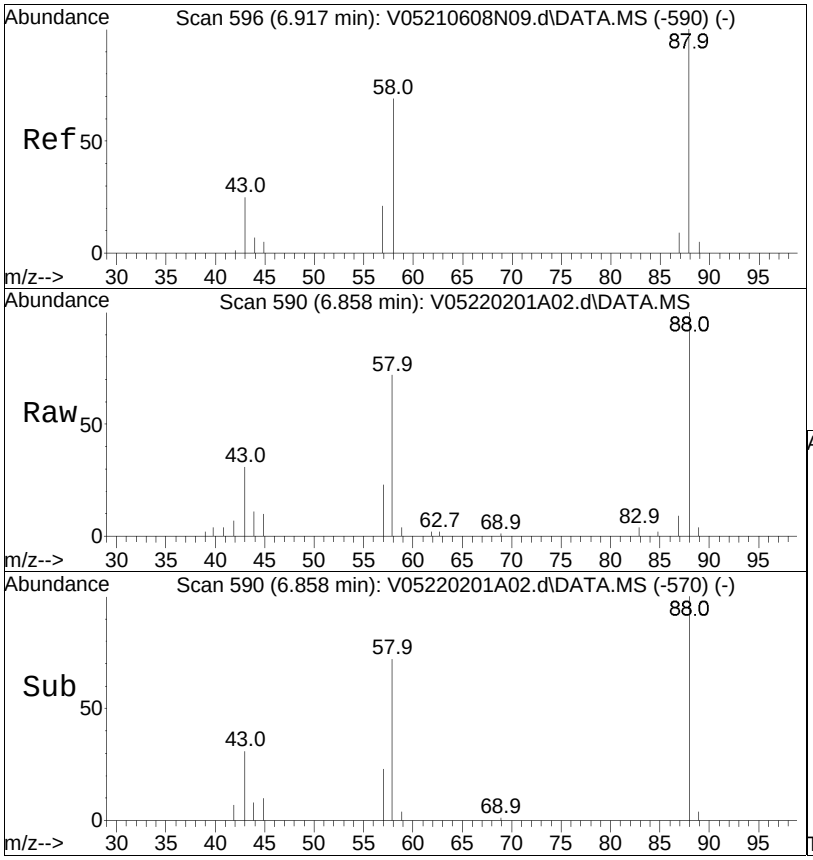

#57
1,4-Dioxane
Concen: 642.81 ug/L
RT: 6.858 min Scan# 590
Delta R.T. -0.000 min
Lab File: V05220201A02.d
Acq: 1 Feb 2022 7:41 am

Tgt Ion: 88 Resp: 32310

Ion	Ratio	Lower	Upper
88	100		
58	78.1	50.6	75.8#
43	30.5	20.5	30.7

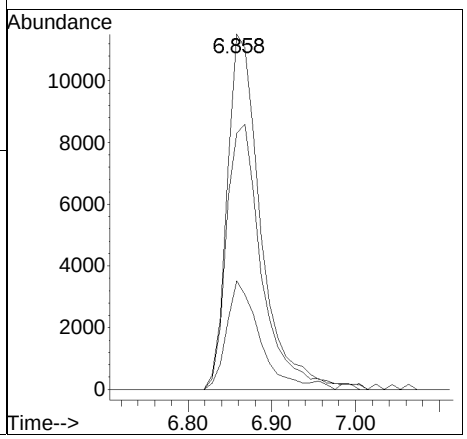

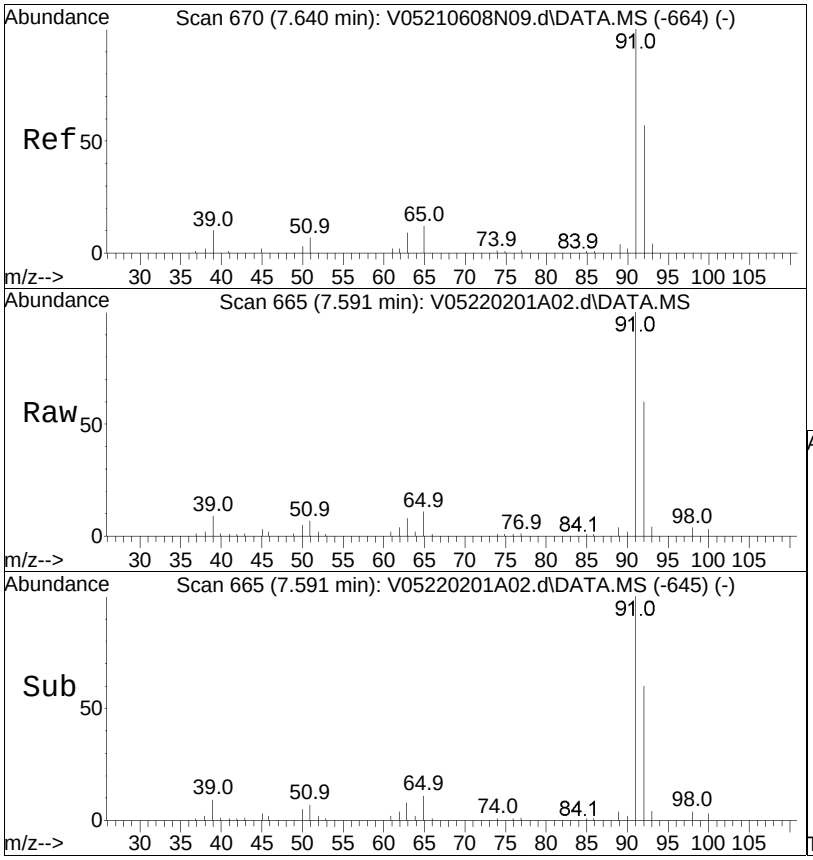

#61
Toluene
Concen: 10.20 ug/L
RT: 7.591 min Scan# 665
Delta R.T. -0.001 min
Lab File: V05220201A02.d
Acq: 1 Feb 2022 7:41 am

Tgt Ion: 92 Resp: 374851

Ion	Ratio	Lower	Upper
92	100		
91	166.7	135.2	202.8

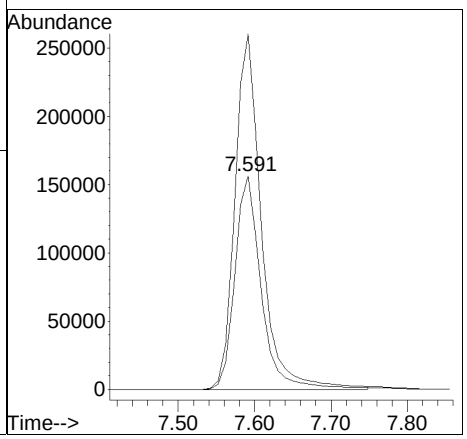

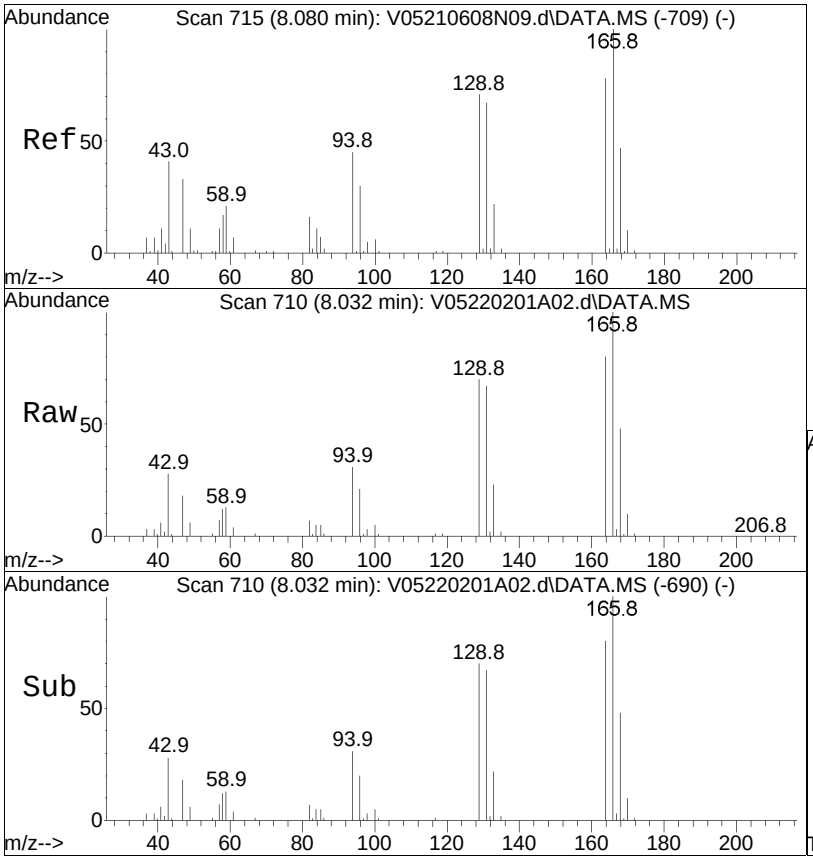

#63
Tetrachloroethene
Concen: 11.45 ug/L
RT: 8.032 min Scan# 710
Delta R.T. -0.000 min
Lab File: V05220201A02.d
Acq: 1 Feb 2022 7:41 am

Tgt Ion:166 Resp: 211136

Ion	Ratio	Lower	Upper
166	100		
168	48.2	30.2	70.2
94	32.6	32.5	72.5

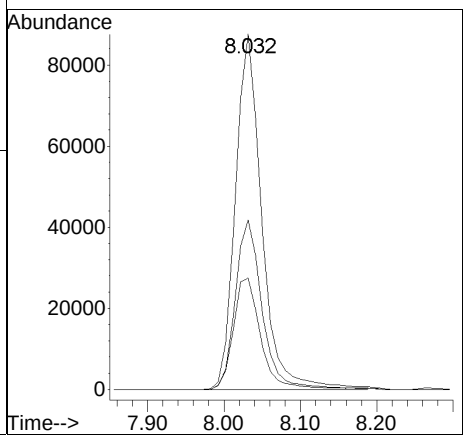

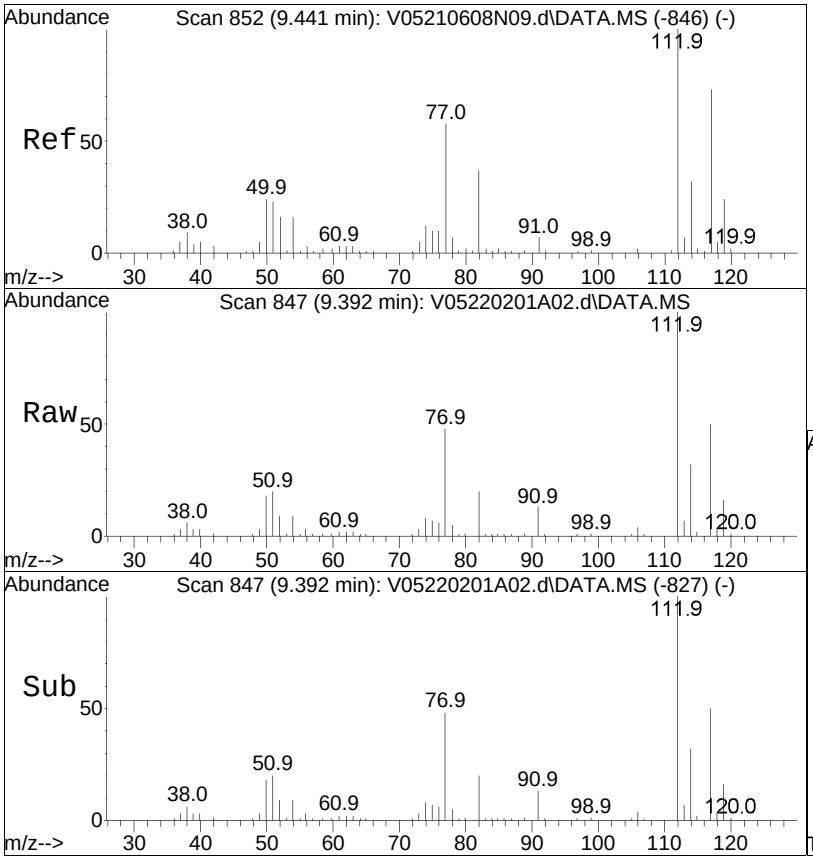

#73
Chlorobenzene
Concen: 10.32 ug/L
RT: 9.392 min Scan# 847
Delta R.T. 0.000 min
Lab File: V05220201A02.d
Acq: 1 Feb 2022 7:41 am

Tgt Ion:112 Resp: 448986

Ion	Ratio	Lower	Upper
112	100		
77	61.0	66.1	99.1#
114	31.9	25.4	38.0

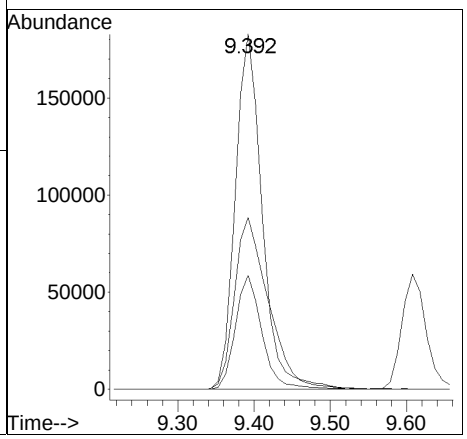

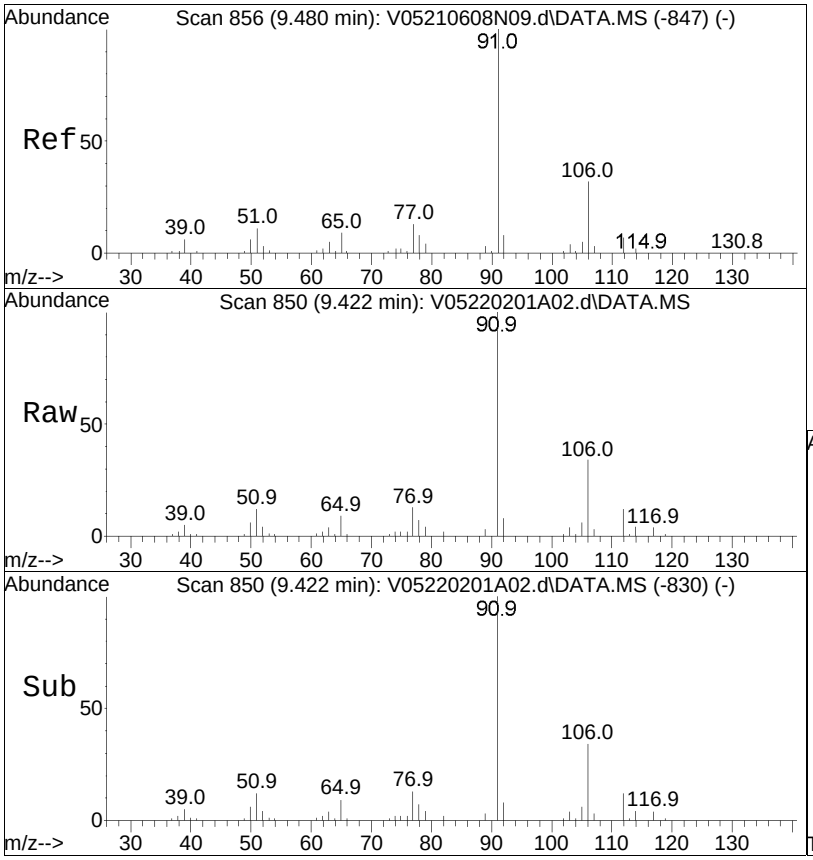

#74
Ethylbenzene
Concen: 10.15 ug/L
RT: 9.422 min Scan# 850
Delta R.T. -0.000 min
Lab File: V05220201A02.d
Acq: 1 Feb 2022 7:41 am

Tgt Ion: 91 Resp: 729219

Ion	Ratio	Lower	Upper
91	100		
106	33.6	22.9	34.3

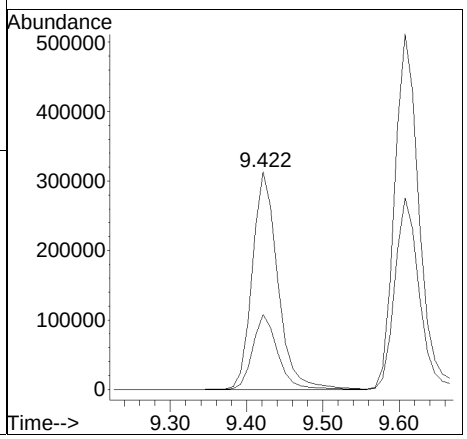

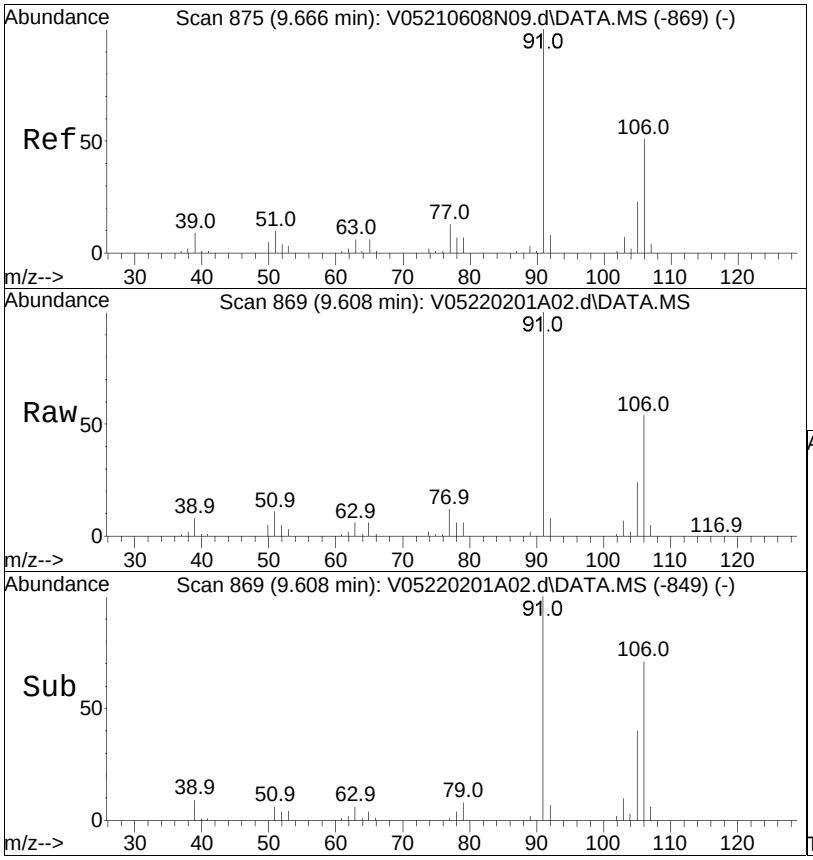

#76
p/m Xylene
Concen: 21.57 ug/L
RT: 9.608 min Scan# 869
Delta R.T. -0.000 min
Lab File: V05220201A02.d
Acq: 1 Feb 2022 7:41 am

Tgt Ion:106 Resp: 614302

Ion	Ratio	Lower	Upper
106	100		
91	185.6	177.2	265.8

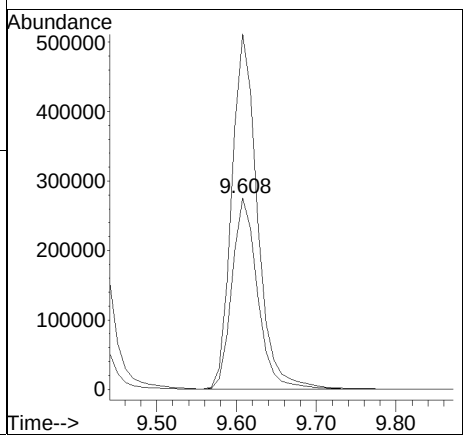

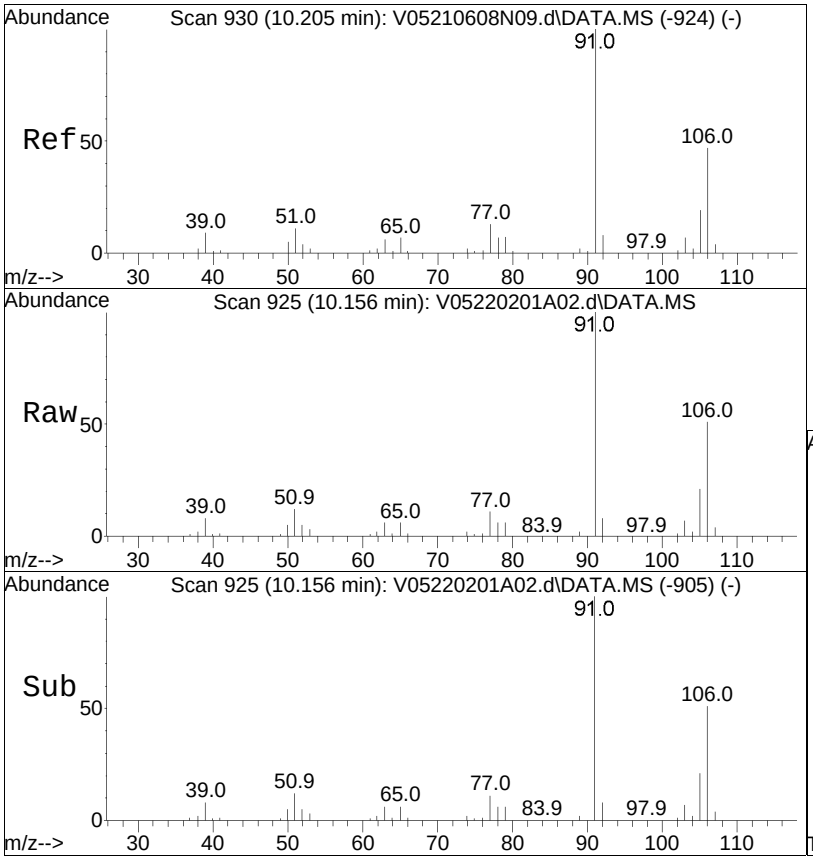

#77
o Xylene
Concen: 21.26 ug/L
RT: 10.156 min Scan# 925
Delta R.T. 0.000 min
Lab File: V05220201A02.d
Acq: 1 Feb 2022 7:41 am

Tgt Ion:106 Resp: 585437

Ion	Ratio	Lower	Upper
106	100		
91	193.5	187.0	280.6

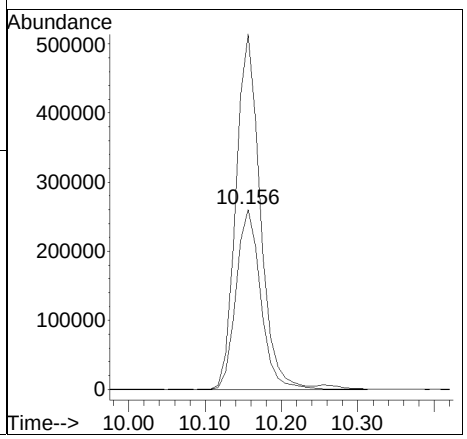

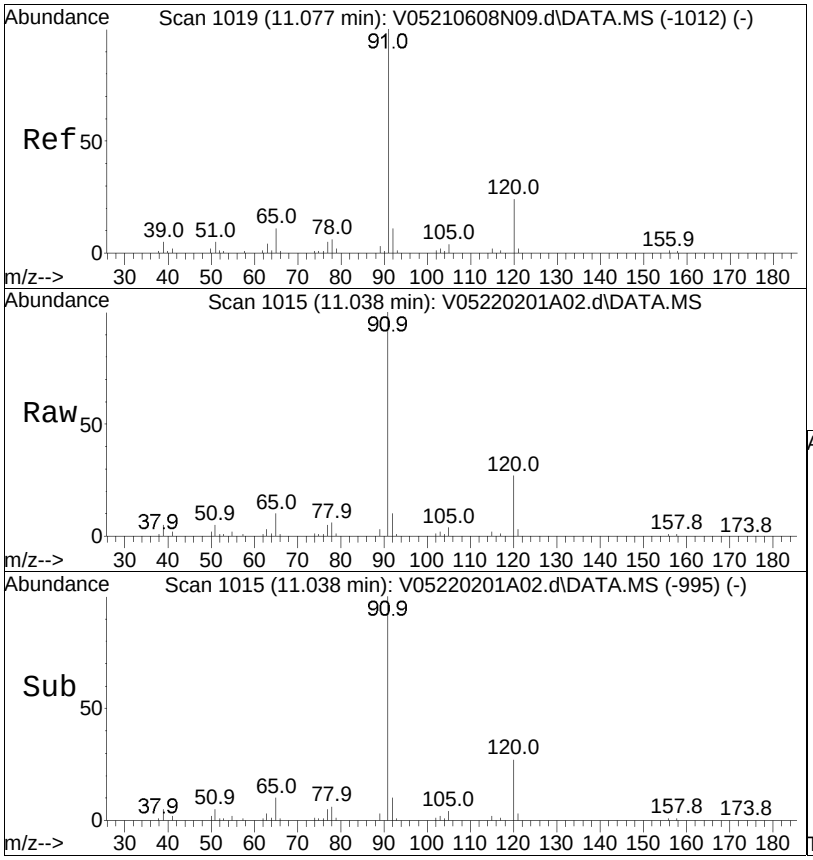

#85
n-Propylbenzene
Concen: 9.89 ug/L
RT: 11.038 min Scan# 1015
Delta R.T. -0.000 min
Lab File: V05220201A02.d
Acq: 1 Feb 2022 7:41 am

Tgt Ion: 91 Resp: 885652

Ion	Ratio	Lower	Upper
91	100		
120	26.8	17.3	25.9#

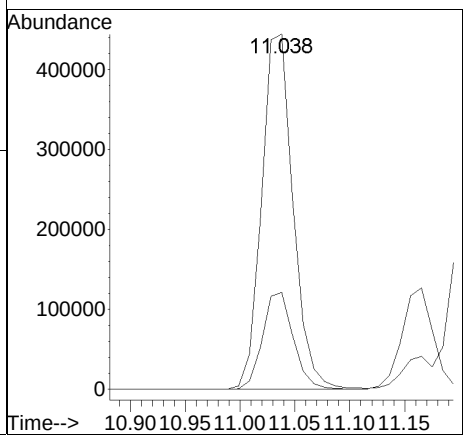



#90
1,3,5-Trimethylbenzene
Concen: 9.71 ug/L
RT: 11.263 min Scan# 1038
Delta R.T. 0.000 min
Lab File: V05220201A02.d
Acq: 1 Feb 2022 7:41 am

Tgt Ion:105 Resp: 652714

Ion	Ratio	Lower	Upper
105	100		
120	53.9	37.0	55.6

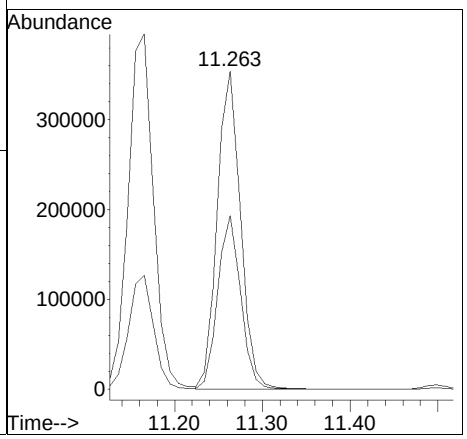

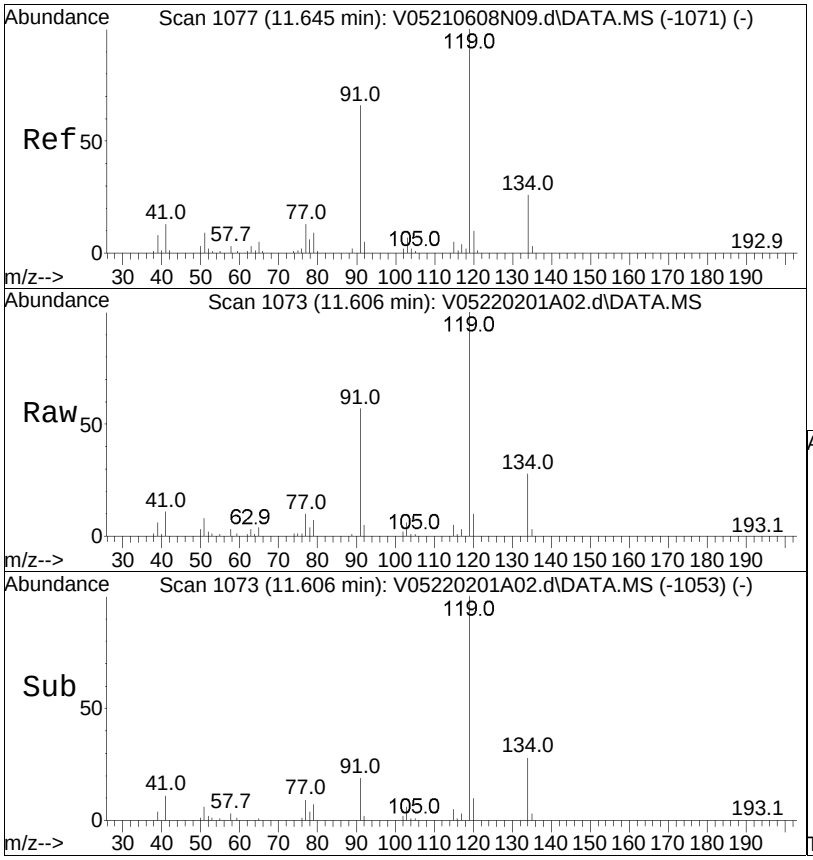

#94
tert-Butylbenzene
Concen: 10.13 ug/L
RT: 11.606 min Scan# 1073
Delta R.T. 0.000 min
Lab File: V05220201A02.d
Acq: 1 Feb 2022 7:41 am

Tgt Ion:119 Resp: 604859

Ion	Ratio	Lower	Upper
119	100		
91	56.9	49.2	73.8
134	27.6	18.3	27.5#

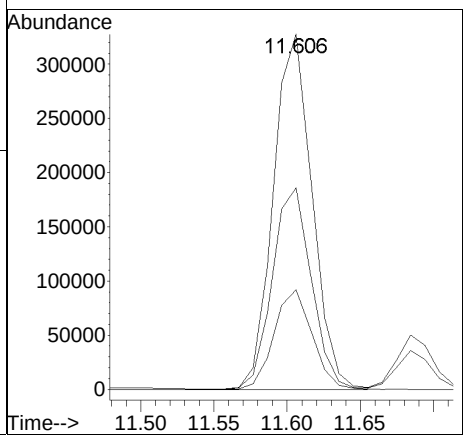

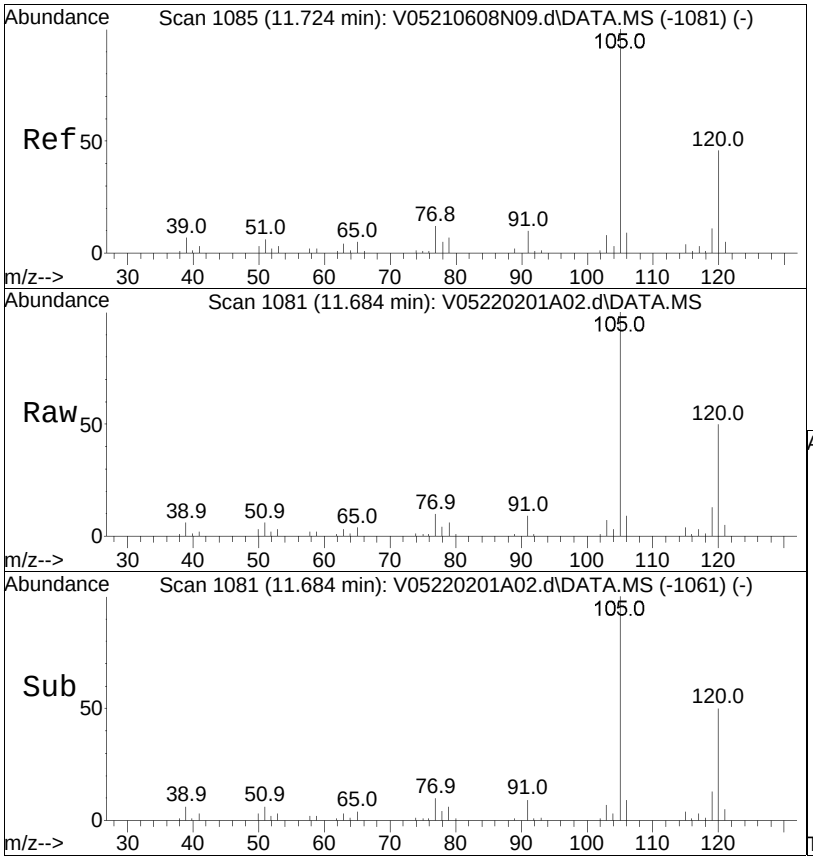

#97
1,2,4-Trimethylbenzene
Concen: 9.83 ug/L
RT: 11.684 min Scan# 1081
Delta R.T. -0.001 min
Lab File: V05220201A02.d
Acq: 1 Feb 2022 7:41 am

Tgt Ion:105 Resp: 644121

Ion	Ratio	Lower	Upper
105	100		
120	50.1	34.4	51.6

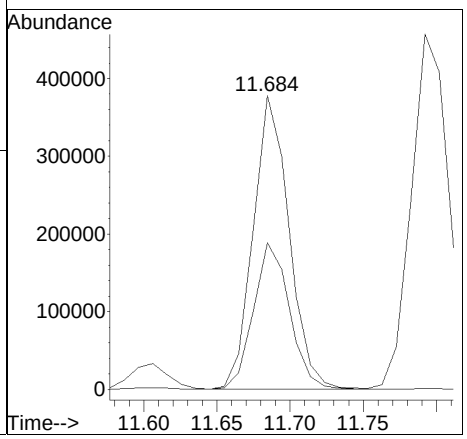

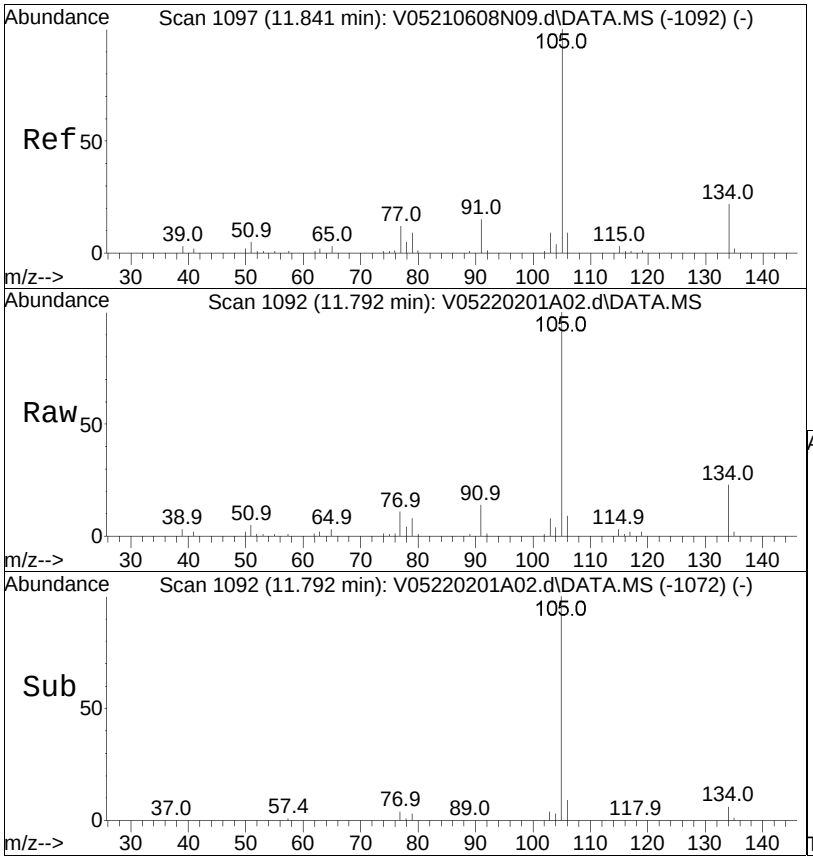

#98
sec-Butylbenzene
Concen: 10.03 ug/L
RT: 11.792 min Scan# 1092
Delta R.T. 0.000 min
Lab File: V05220201A02.d
Acq: 1 Feb 2022 7:41 am

Tgt Ion:105 Resp: 825094

Ion	Ratio	Lower	Upper
105	100		
134	23.9	12.9	26.9

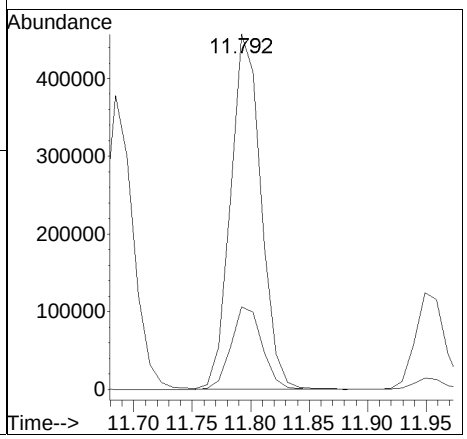

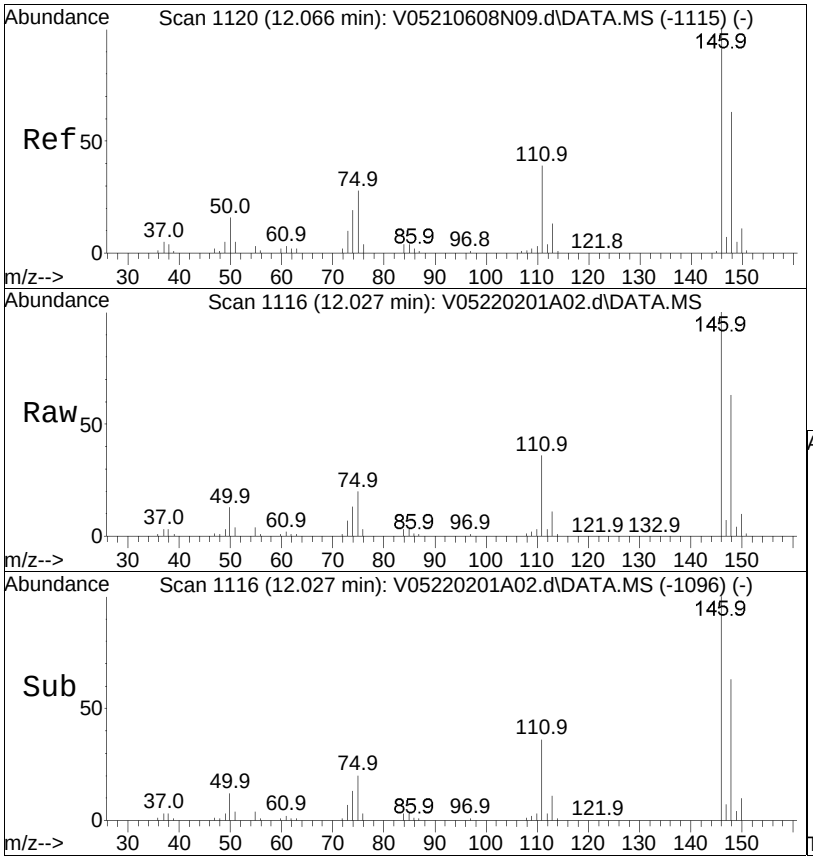

#100
1,3-Dichlorobenzene
Concen: 10.35 ug/L
RT: 12.027 min Scan# 1116
Delta R.T. 0.000 min
Lab File: V05220201A02.d
Acq: 1 Feb 2022 7:41 am

Tgt Ion:146 Resp: 401420

Ion	Ratio	Lower	Upper
146	100		
111	35.7	28.0	58.1
148	63.5	41.6	86.4

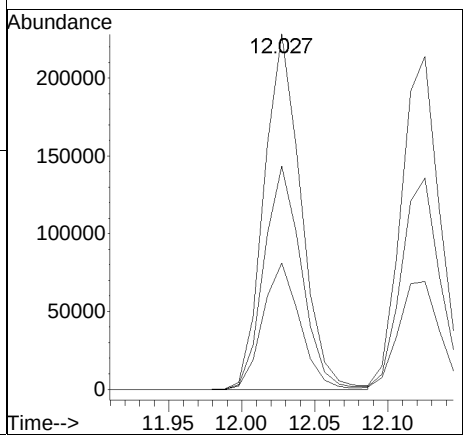

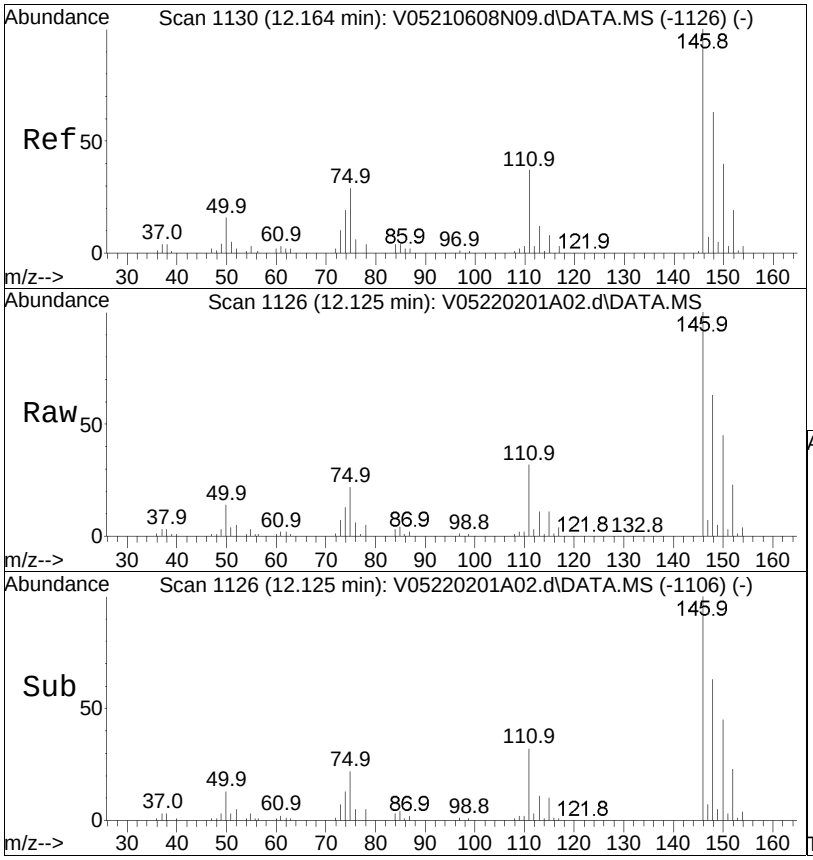

#101
1,4-Dichlorobenzene
Concen: 10.29 ug/L
RT: 12.125 min Scan# 1126
Delta R.T. 0.000 min
Lab File: V05220201A02.d
Acq: 1 Feb 2022 7:41 am

Tgt Ion:146 Resp: 398598

Ion	Ratio	Lower	Upper
146	100		
111	34.7	33.8	50.6
148	63.8	51.0	76.6

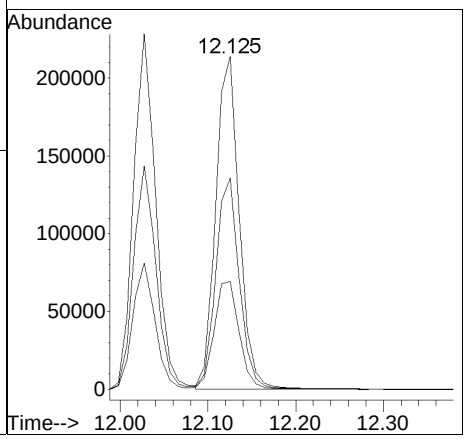

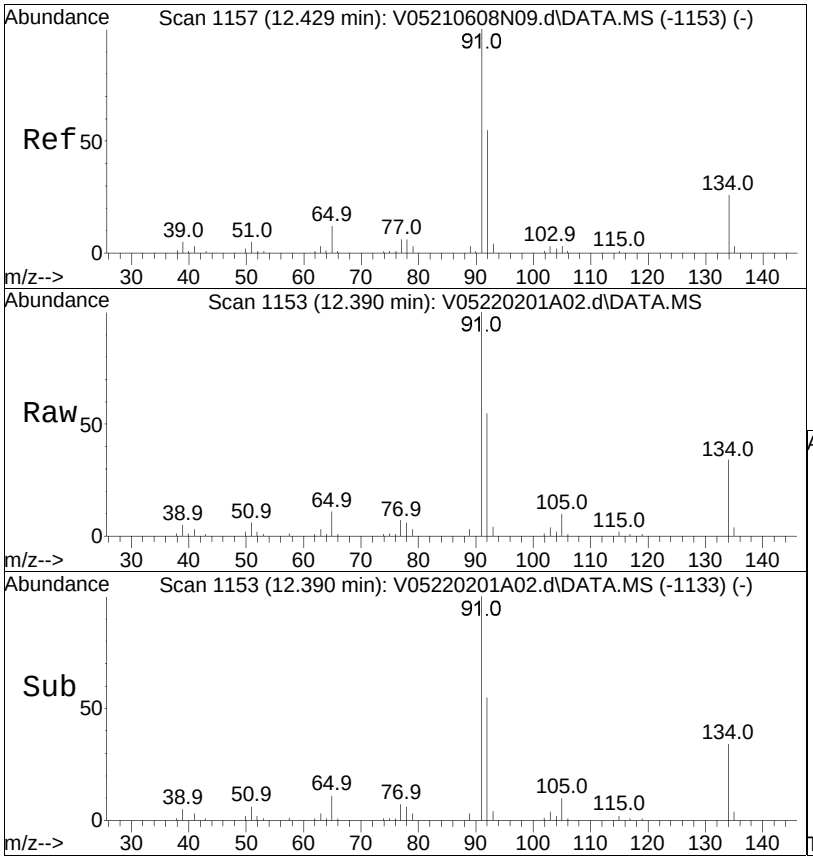

#103
n-Butylbenzene
Concen: 9.58 ug/L
RT: 12.390 min Scan# 1153
Delta R.T. -0.000 min
Lab File: V05220201A02.d
Acq: 1 Feb 2022 7:41 am

Tgt Ion: 91 Resp: 550660

Ion	Ratio	Lower	Upper
91	100		
92	55.3	44.2	66.2
134	33.4	20.2	30.2#

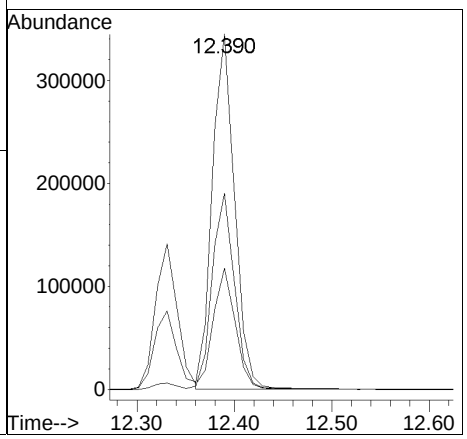

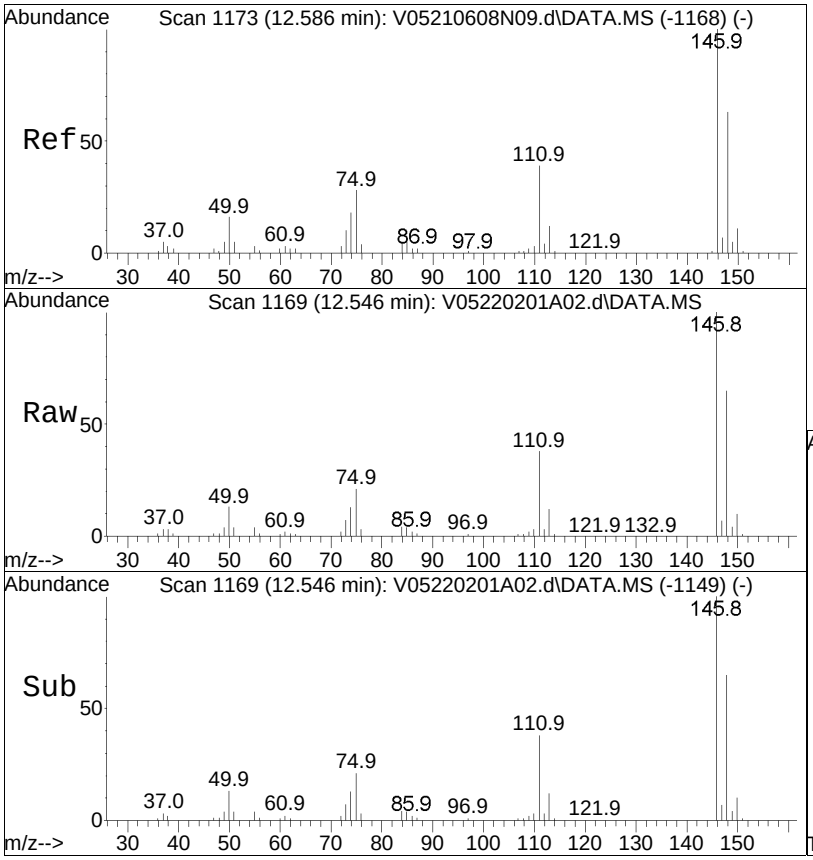

#104
1,2-Dichlorobenzene
Concen: 10.45 ug/L
RT: 12.546 min Scan# 1169
Delta R.T. -0.001 min
Lab File: V05220201A02.d
Acq: 1 Feb 2022 7:41 am

Tgt Ion:146 Resp: 355317

Ion	Ratio	Lower	Upper
146	100		
111	37.3	29.1	60.5
148	64.4	41.7	86.7

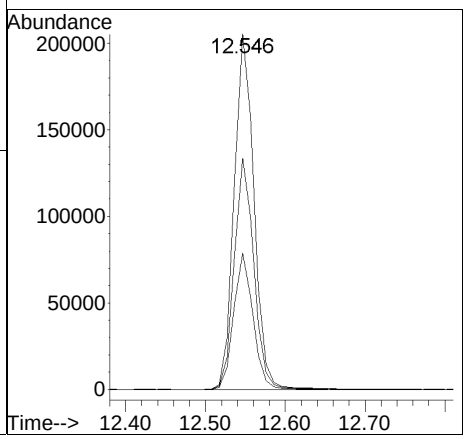

Quantitation Report (QT Reviewed)

Data Path : I:\VOLATILES\VOA108\2022\220128A\
Data File : V08220128A26.d
Acq On : 28 Jan 2022 8:06 pm
Operator : VOA108:NLK
Sample : WG1600155-6,31,10,10,,A,PRI
Misc : WG1600155,ICAL18662
ALS Vial : 26 Sample Multiplier: 1

Quant Time: Jan 31 13:54:14 2022
Quant Method : I:\VOLATILES\VOA108\2022\220128A\V108_220121A_8260.m
Quant Title : VOLATILES BY GC/MS
QLast Update : Mon Jan 24 08:59:42 2022
Response via : Initial Calibration

CCAL FILE(s) : 1 - I:\VOLATILES\VOA108\2022\220128A\V08220128A01.d
Sub List : 8260-NYTCL - Megamix plus Diox

Compound	R.T.	QIon	Response	Conc	Units	Dev(Min)
Internal Standards						
1) Fluorobenzene	5.610	96	162512	10.000	ug/L	0.00
Standard Area 1 = 176781			Recovery = 91.93%			
59) Chlorobenzene-d5	8.556	117	122807	10.000	ug/L	0.00
Standard Area 1 = 131590			Recovery = 93.33%			
79) 1,4-Dichlorobenzene-d4	10.035	152	60643	10.000	ug/L	0.00
Standard Area 1 = 64481			Recovery = 94.05%			
System Monitoring Compounds						
36) Dibromofluoromethane	4.640	113	44508	10.148	ug/L	0.00
Spiked Amount 10.000	Range 70 - 130		Recovery = 101.48%			
43) 1,2-Dichloroethane-d4	5.258	65	52661	10.402	ug/L	0.00
Spiked Amount 10.000	Range 70 - 130		Recovery = 104.02%			
60) Toluene-d8	7.287	98	152932	9.926	ug/L	0.00
Spiked Amount 10.000	Range 70 - 130		Recovery = 99.26%			
83) 4-Bromofluorobenzene	9.364	95	55683	9.576	ug/L	0.00
Spiked Amount 10.000	Range 70 - 130		Recovery = 95.76%			
Target Compounds						Qvalue
4) Vinyl chloride	1.179	62	53327	8.900	ug/L #	59
10) 1,1-Dichloroethene	1.961	96	35134	8.188	ug/L	88
15) Methylene chloride	2.459	84	38907	8.511	ug/L	98
17) Acetone	2.516	43	10232	9.259	ug/L	99
18) trans-1,2-Dichloroethene	2.616	96	38805	8.091	ug/L	94
20) Methyl tert-butyl ether	2.768	73	75536	6.374	ug/L	94
23) 1,1-Dichloroethane	3.271	63	77679	8.176	ug/L	99
28) cis-1,2-Dichloroethene	3.984	96	66225	12.955	ug/L	83
32) Chloroform	4.409	83	68270	7.988	ug/L	96
34) Carbon tetrachloride	4.545	117	49346	8.235	ug/L	98
37) 1,1,1-Trichloroethane	4.635	97	58370	8.009	ug/L #	95
39) 2-Butanone	4.834	43	10855	5.794	ug/L #	68
41) Benzene	5.096	78	150115	8.277	ug/L	96
44) 1,2-Dichloroethane	5.342	62	53135	7.616	ug/L	98
48) Trichloroethene	5.804	95	38014	8.217	ug/L	95
57) 1,4-Dioxane	6.685	88	11333	323.499	ug/L	88
61) Toluene	7.335	92	87988	7.838	ug/L	97
63) Tetrachloroethene	7.691	166	35738	7.657	ug/L	94
73) Chlorobenzene	8.567	112	96103	7.589	ug/L	92
74) Ethylbenzene	8.609	91	166857	7.749	ug/L	99

Data Path : I:\VOLATILES\VOA108\2022\220128A\
Data File : V08220128A26.d
Acq On : 28 Jan 2022 8:06 pm
Operator : VOA108:NLK
Sample : WG1600155-6,31,10,10,,A,PRI
Misc : WG1600155,ICAL18662
ALS Vial : 26 Sample Multiplier: 1

Quant Time: Jan 31 13:54:14 2022
Quant Method : I:\VOLATILES\VOA108\2022\220128A\V108_220121A_8260.m
Quant Title : VOLATILES BY GC/MS
QLast Update : Mon Jan 24 08:59:42 2022
Response via : Initial Calibration

CCAL FILE(s) : 1 - I:\VOLATILES\VOA108\2022\220128A\V08220128A01.d
Sub List : 8260-NYTCL - Megamix plus Diox

	Compound	R.T.	QIon	Response	Conc	Units	Dev(Min)
76)	p/m Xylene	8.714	106	129827	15.642	ug/L	96
77)	o Xylene	8.997	106	124379	15.610	ug/L	93
85)	n-Propylbenzene	9.458	91	203642	7.954	ug/L	97
90)	1,3,5-Trimethylbenzene	9.584	105	134236	7.528	ug/L	89
94)	tert-Butylbenzene	9.767	119	120899	7.681	ug/L	97
97)	1,2,4-Trimethylbenzene	9.809	105	130276	7.337	ug/L	92
98)	sec-Butylbenzene	9.872	105	181766	7.897	ug/L	99
100)	1,3-Dichlorobenzene	9.988	146	77527	7.607	ug/L	97
101)	1,4-Dichlorobenzene	10.040	146	77442	7.538	ug/L	99
103)	n-Butylbenzene	10.203	91	139365	7.937	ug/L	98
104)	1,2-Dichlorobenzene	10.281	146	72088	7.585	ug/L	97

(#) = qualifier out of range (m) = manual integration (+) = signals summed

Quantitation Report (QT Reviewed)

Data Path : I:\VOLATILES\VOA108\2022\220128A\
Data File : V08220128A26.d
Acq On : 28 Jan 2022 8:06 pm
Operator : VOA108:NLK
Sample : WG1600155-6,31,10,10,,A,PRI
Misc : WG1600155,ICAL18662
ALS Vial : 26 Sample Multiplier: 1

Quant Time: Jan 31 13:54:14 2022
Quant Method : I:\VOLATILES\VOA108\2022\220128A\V108_220121A_8260.m
Quant Title : VOLATILES BY GC/MS
QLast Update : Mon Jan 24 08:59:42 2022
Response via : Initial Calibration

Sub List : 8260-NYTCL - Megamix plus Diox20128A\V08220128A01.d•

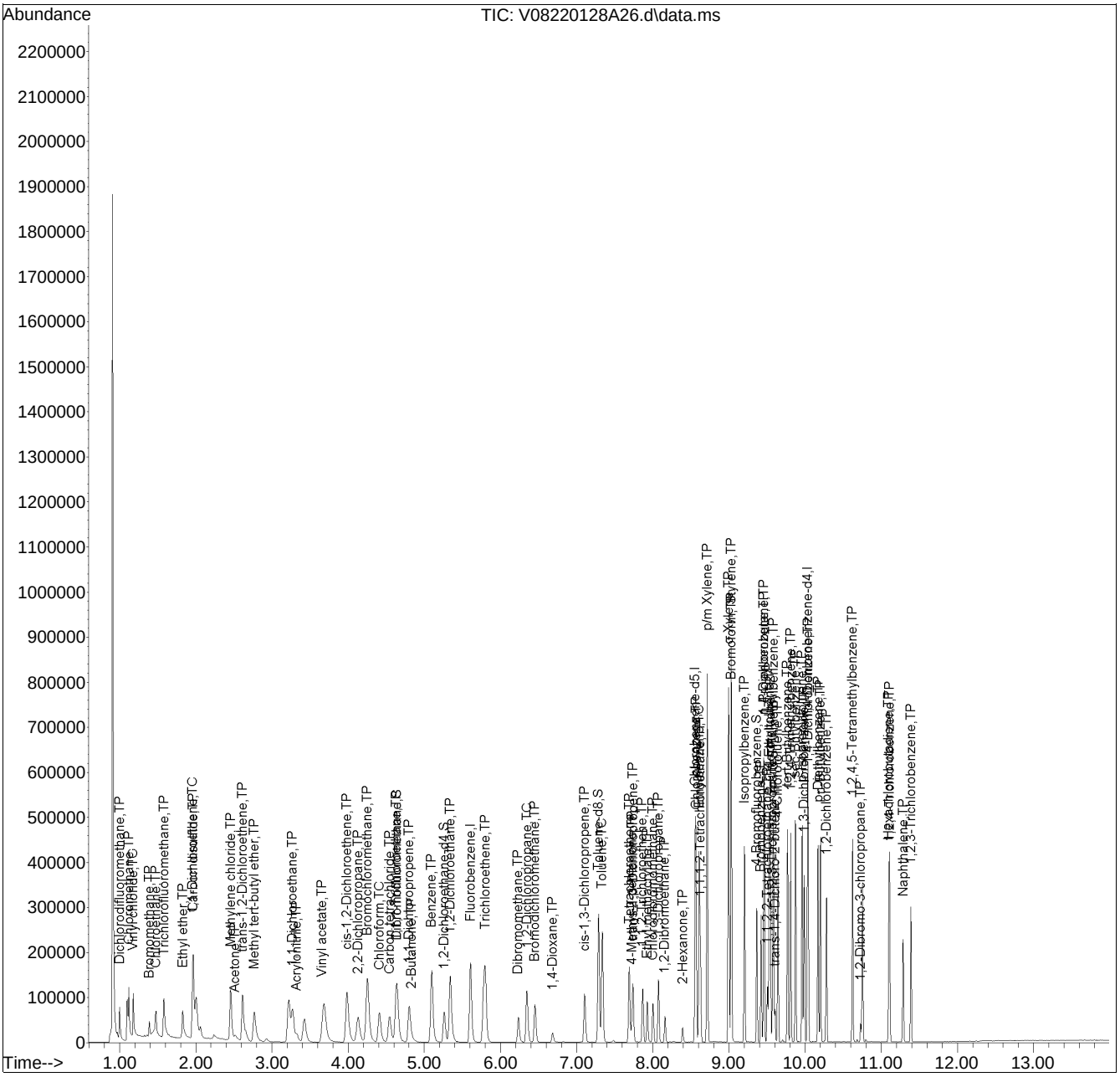

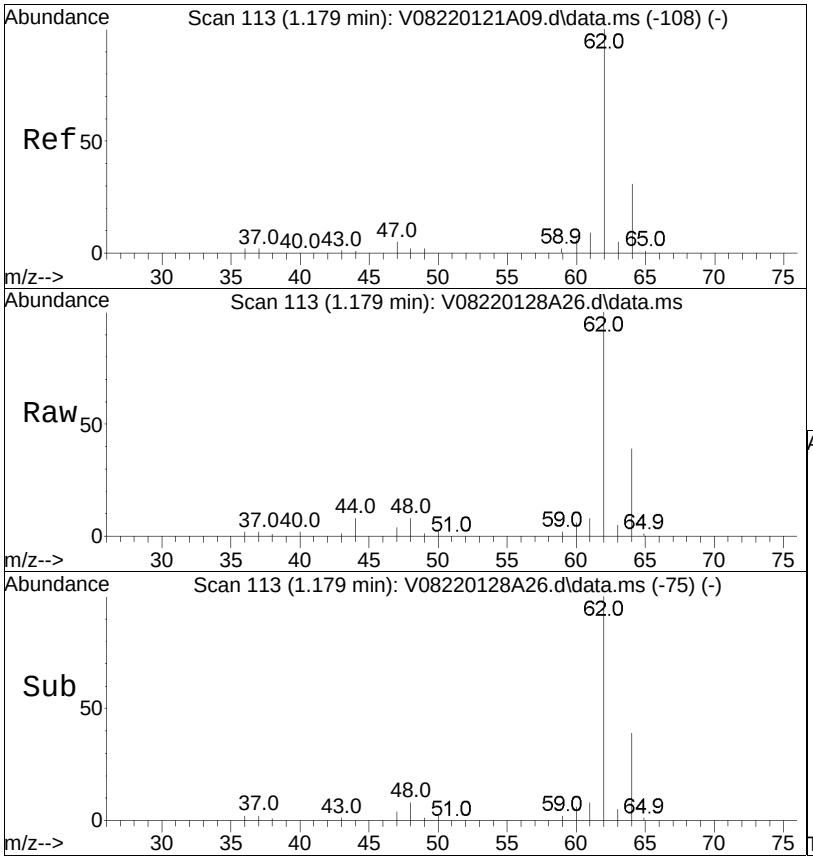

#4
Vinyl chloride
Concen: 8.90 ug/L
RT: 1.179 min Scan# 113
Delta R.T. 0.000 min
Lab File: V08220128A26.d
Acq: 28 Jan 2022 8:06 pm

Tgt Ion: 62 Resp: 53327

Ion	Ratio	Lower	Upper
62	100		
64	50.8	9.1	49.1#

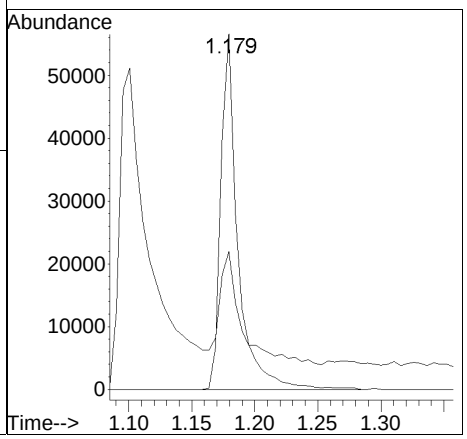

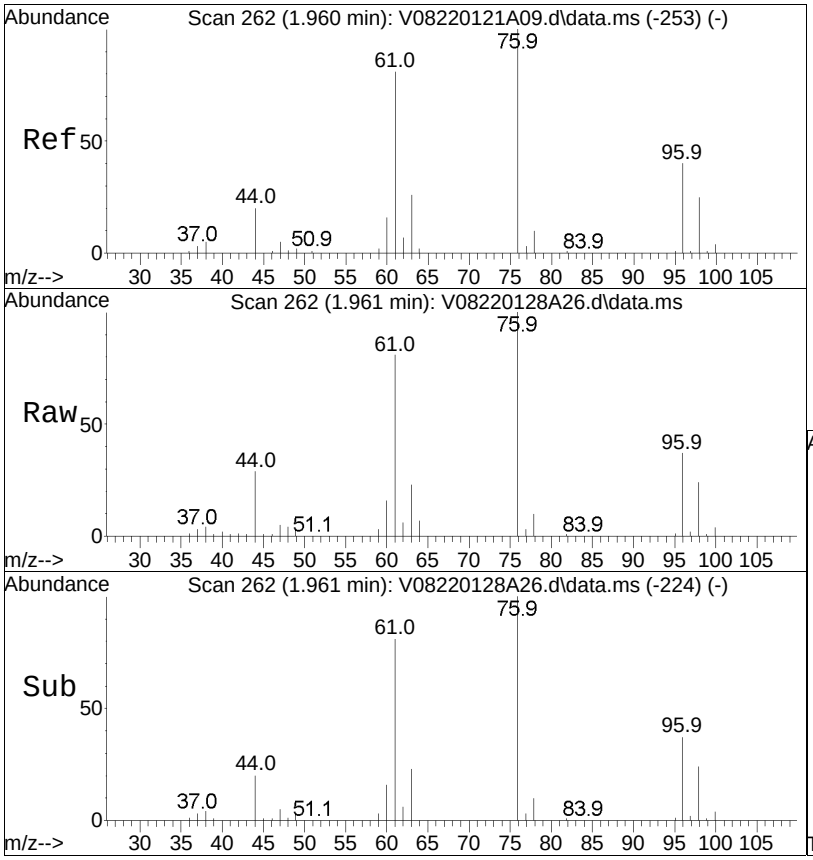

#10
1,1-Dichloroethene
Concen: 8.19 ug/L
RT: 1.961 min Scan# 262
Delta R.T. 0.001 min
Lab File: V08220128A26.d
Acq: 28 Jan 2022 8:06 pm

Tgt Ion: 96 Resp: 35134

Ion	Ratio	Lower	Upper
96	100		
61	211.9	186.1	279.1
63	64.8	57.6	86.4

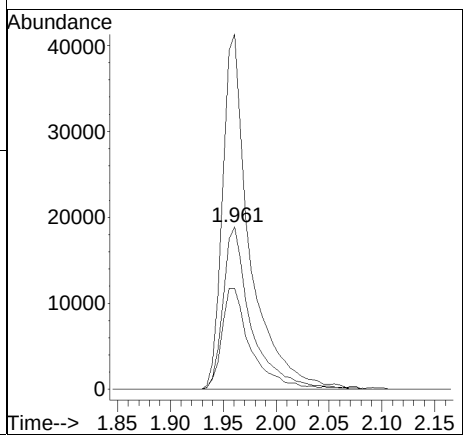

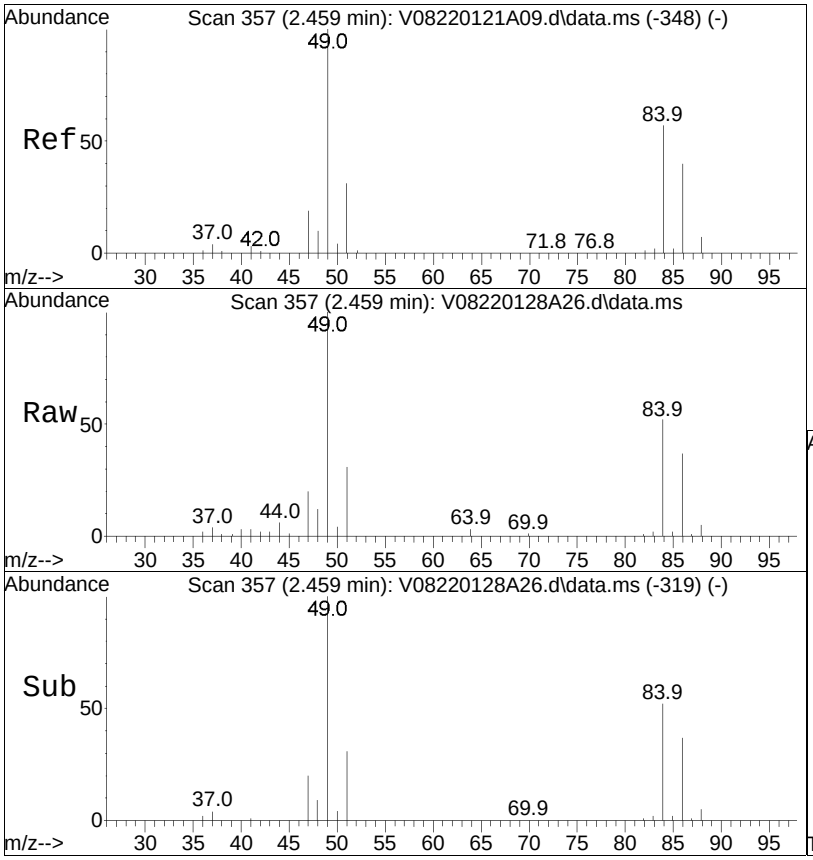

#15
Methylene chloride
Concen: 8.51 ug/L
RT: 2.459 min Scan# 357
Delta R.T. -0.000 min
Lab File: V08220128A26.d
Acq: 28 Jan 2022 8:06 pm

Tgt Ion: 84 Resp: 38907

Ion	Ratio	Lower	Upper
84	100		
86	66.2	40.4	83.8
49	186.0	120.0	249.2

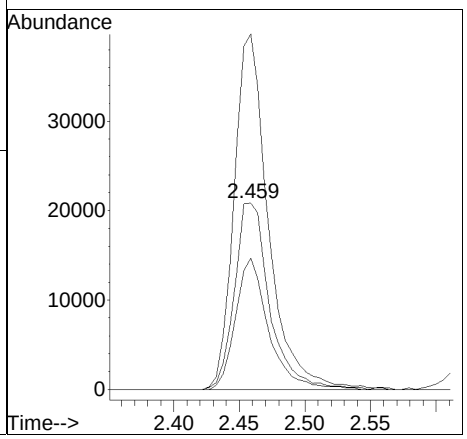

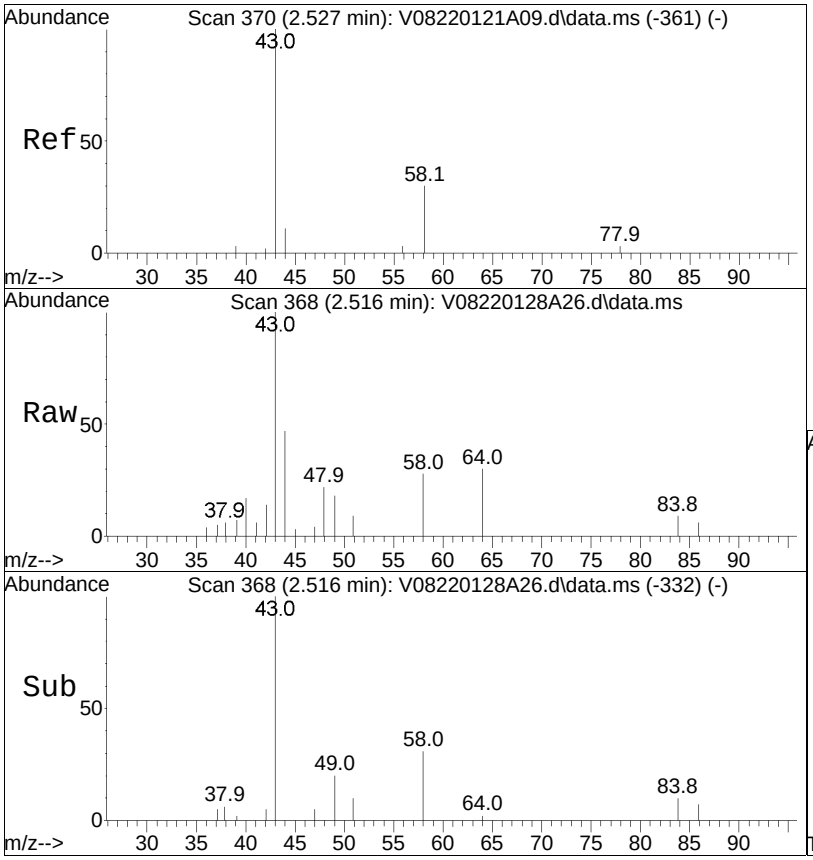

#17
Acetone
Concen: 9.26 ug/L
RT: 2.516 min Scan# 368
Delta R.T. -0.011 min
Lab File: V08220128A26.d
Acq: 28 Jan 2022 8:06 pm

Tgt Ion: 43 Resp: 10232

Ion	Ratio	Lower	Upper
43	100		
58	30.0	24.2	36.4

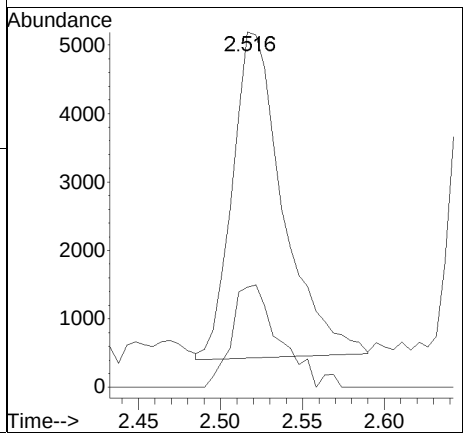

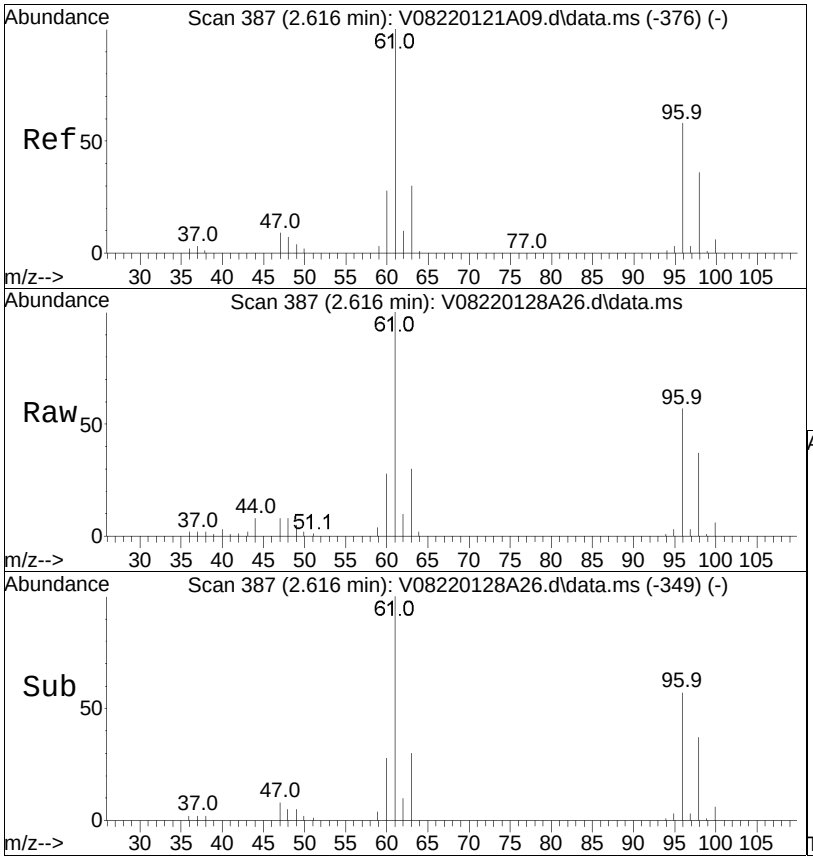

#18
trans-1,2-Dichloroethene
Concen: 8.09 ug/L
RT: 2.616 min Scan# 387
Delta R.T. -0.000 min
Lab File: V08220128A26.d
Acq: 28 Jan 2022 8:06 pm

Tgt Ion: 96 Resp: 38805

Ion	Ratio	Lower	Upper
96	100		
61	180.3	124.0	257.6
98	62.3	41.2	85.6
63	53.2	38.4	79.7

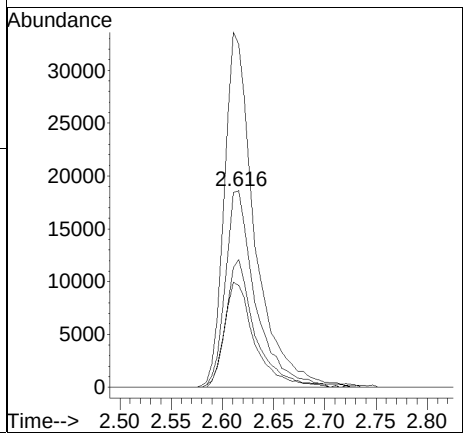

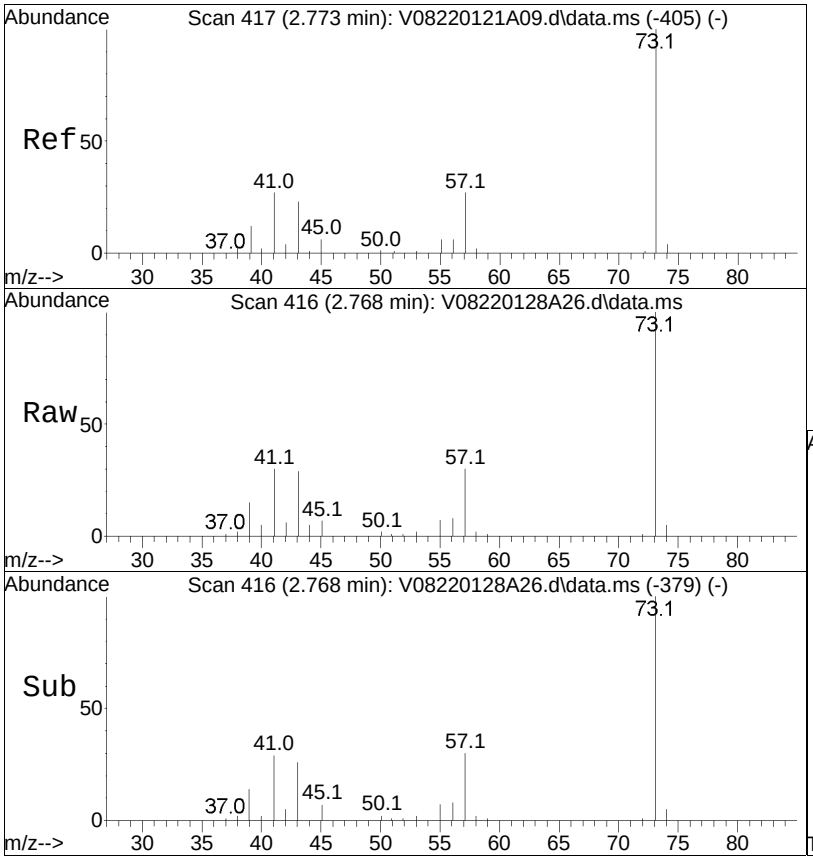

#20
Methyl tert-butyl ether
Concen: 6.37 ug/L
RT: 2.768 min Scan# 416
Delta R.T. -0.005 min
Lab File: V08220128A26.d
Acq: 28 Jan 2022 8:06 pm

Tgt Ion: 73 Resp: 75536

Ion	Ratio	Lower	Upper
73	100		
57	29.0	17.5	36.3
43	24.4	15.3	31.9
41	30.4	15.3	31.7

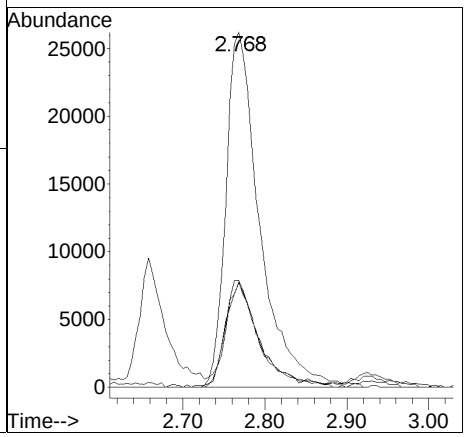

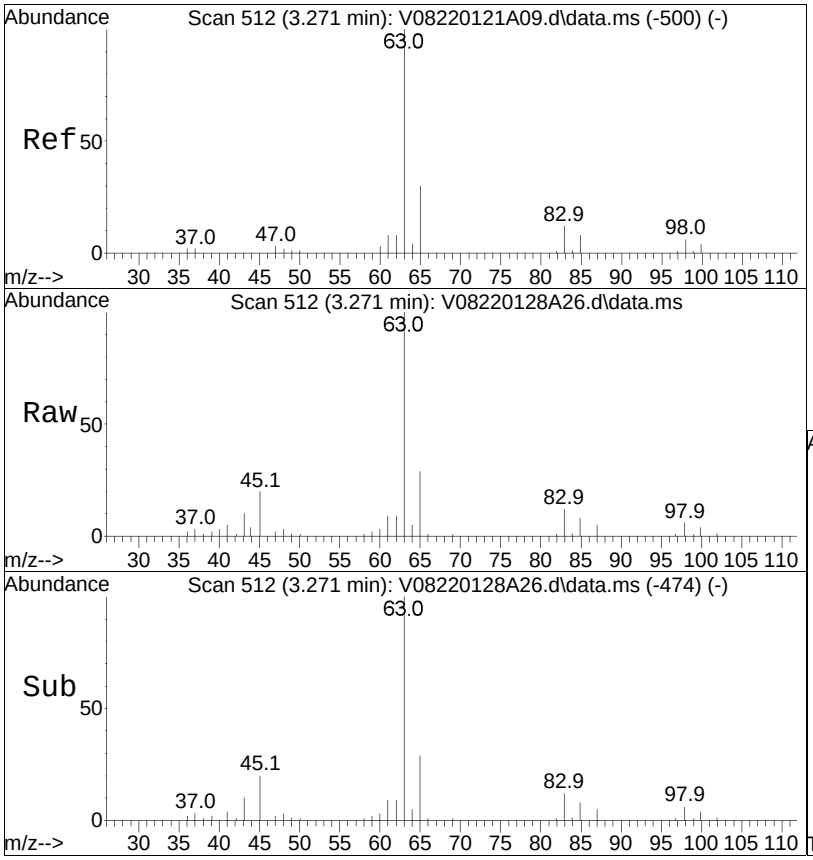

#23
1,1-Dichloroethane
Concen: 8.18 ug/L
RT: 3.271 min Scan# 512
Delta R.T. 0.000 min
Lab File: V08220128A26.d
Acq: 28 Jan 2022 8:06 pm

Tgt Ion: 63 Resp: 77679

Ion	Ratio	Lower	Upper
63	100		
65	31.3	11.0	51.0
83	11.5	0.0	31.8

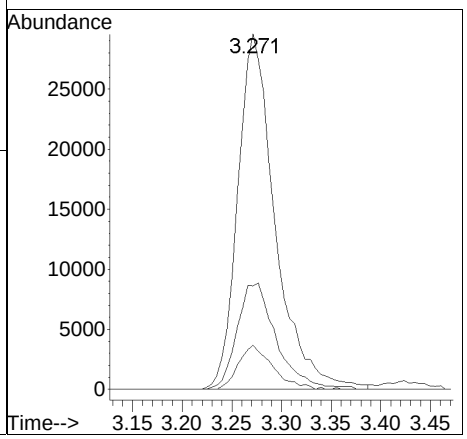

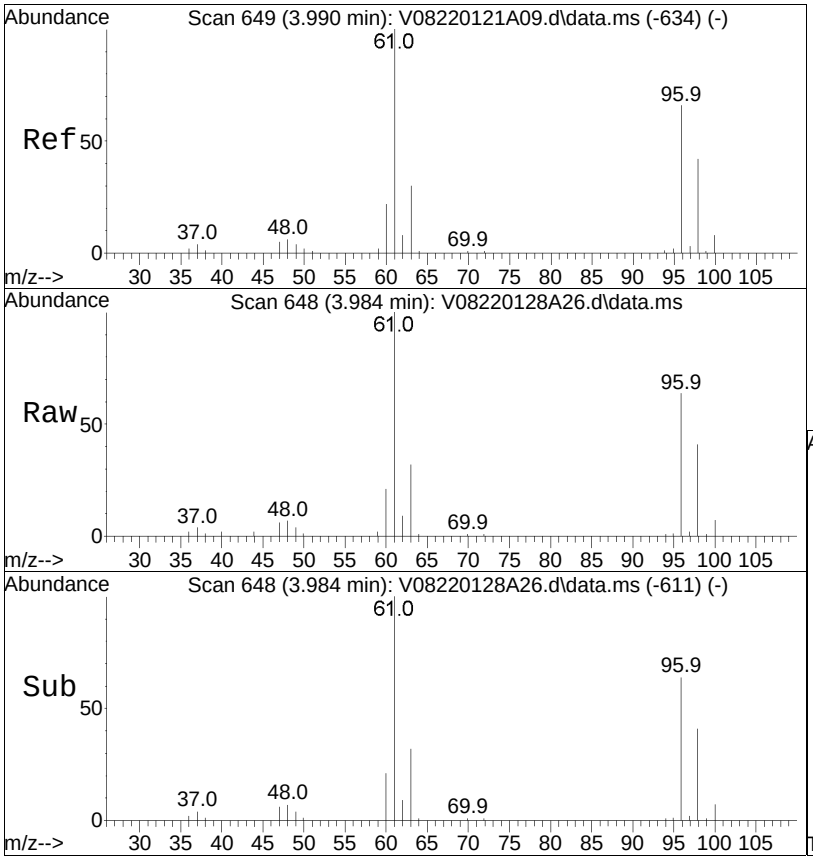

#28
cis-1,2-Dichloroethene
Concen: 12.96 ug/L
RT: 3.984 min Scan# 648
Delta R.T. -0.006 min
Lab File: V08220128A26.d
Acq: 28 Jan 2022 8:06 pm

Tgt Ion: 96 Resp: 66225

Ion	Ratio	Lower	Upper
96	100		
61	155.0	149.4	224.2
98	63.8	53.4	80.2

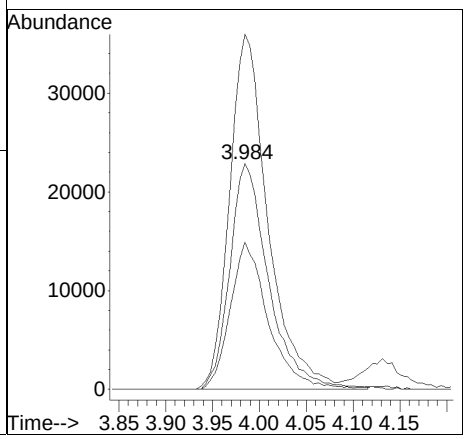

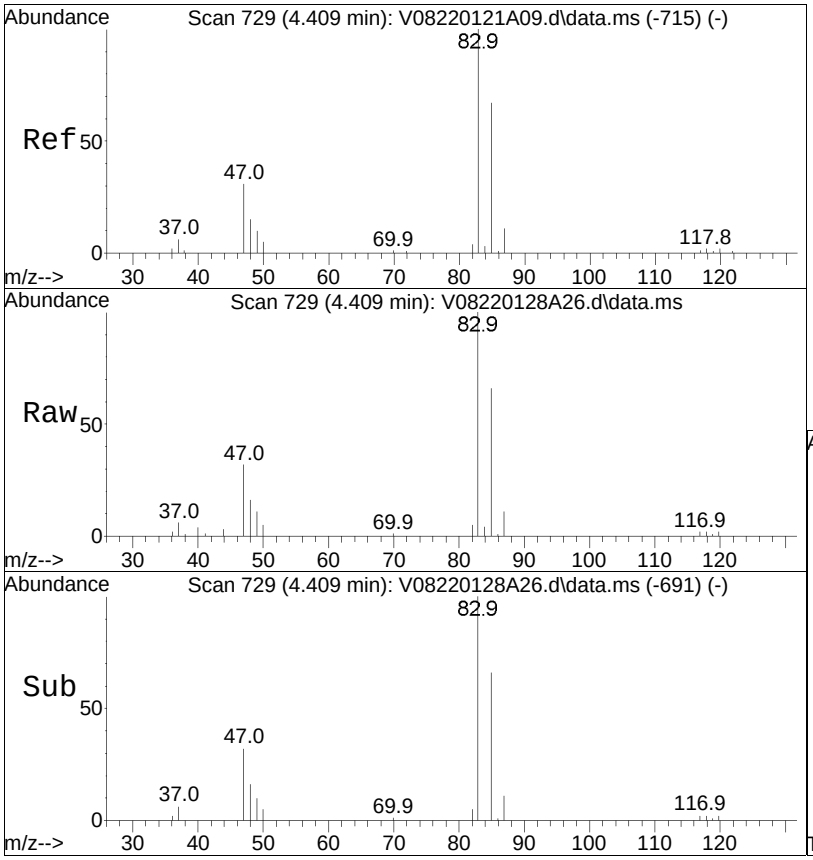

#32
Chloroform
Concen: 7.99 ug/L
RT: 4.409 min Scan# 729
Delta R.T. 0.000 min
Lab File: V08220128A26.d
Acq: 28 Jan 2022 8:06 pm

Tgt Ion: 83 Resp: 68270

Ion	Ratio	Lower	Upper
83	100		
85	66.1	41.5	86.1
47	32.3	19.0	39.4
48	16.4	9.9	20.5

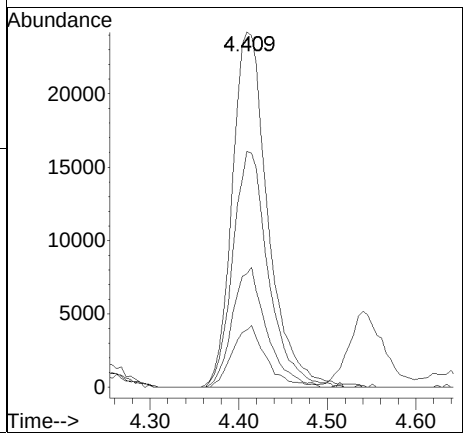

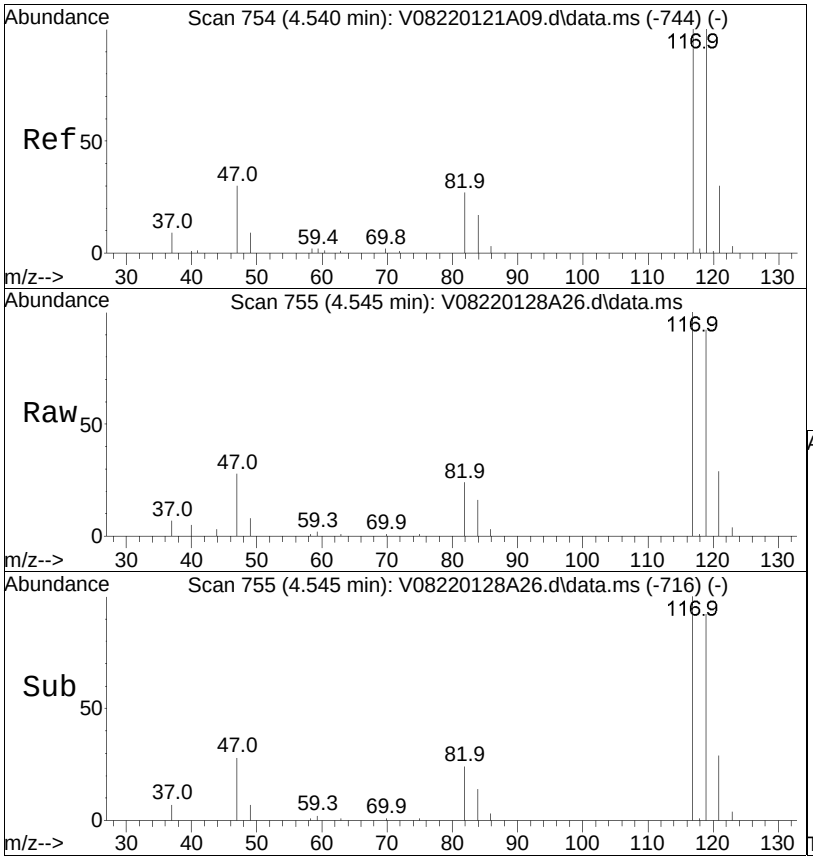

#34
Carbon tetrachloride
Concen: 8.23 ug/L
RT: 4.545 min Scan# 755
Delta R.T. 0.005 min
Lab File: V08220128A26.d
Acq: 28 Jan 2022 8:06 pm

Tgt Ion:117 Resp: 49346

Ion	Ratio	Lower	Upper
117	100		
119	93.6	62.4	129.6
121	31.0	19.5	40.5
82	25.5	17.0	35.4

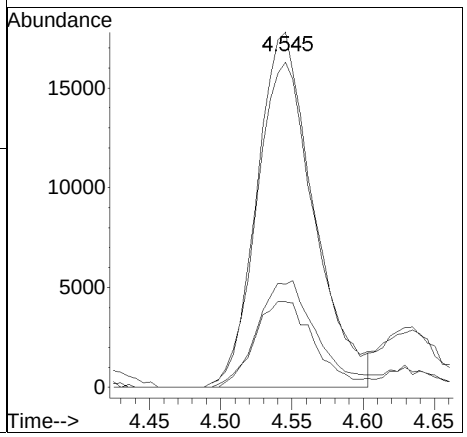

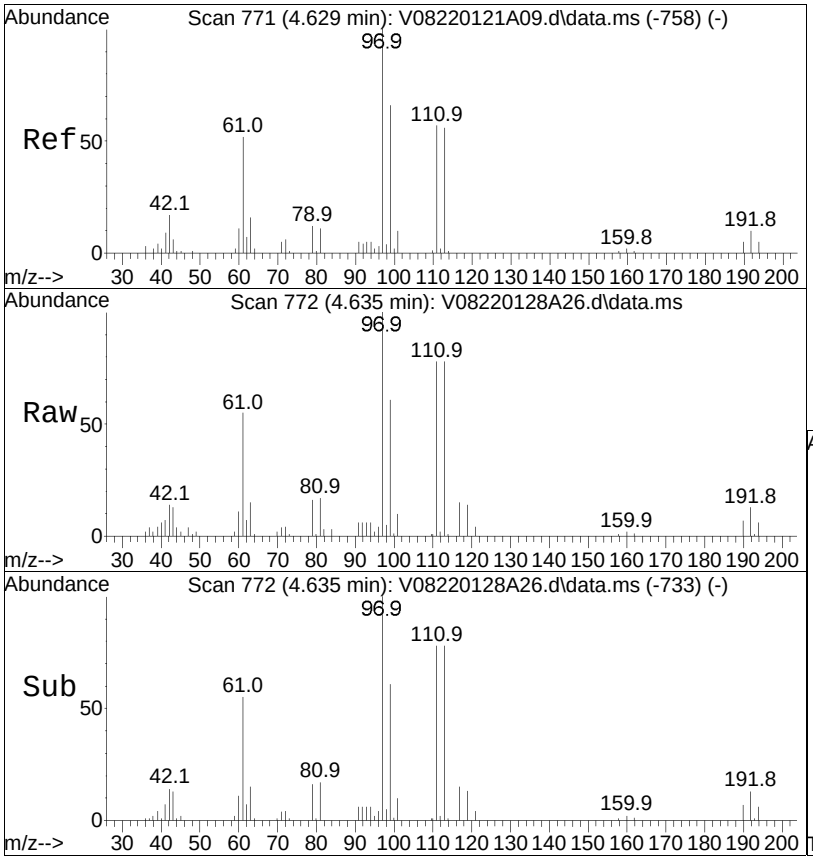

#37
1,1,1-Trichloroethane
Concen: 8.01 ug/L
RT: 4.635 min Scan# 772
Delta R.T. 0.006 min
Lab File: V08220128A26.d
Acq: 28 Jan 2022 8:06 pm

Tgt Ion: 97 Resp: 58370

Ion	Ratio	Lower	Upper
97	100		
99	64.3	40.7	84.5
61	58.7	35.4	73.4
63	16.6	5.0	10.4#

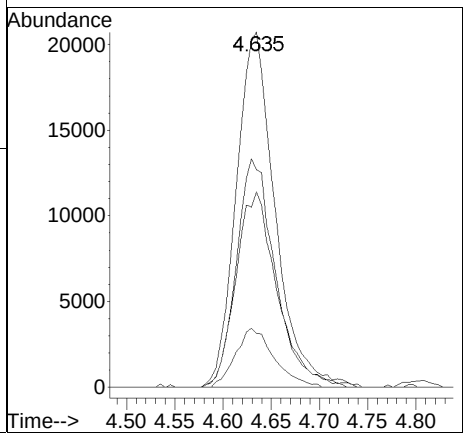

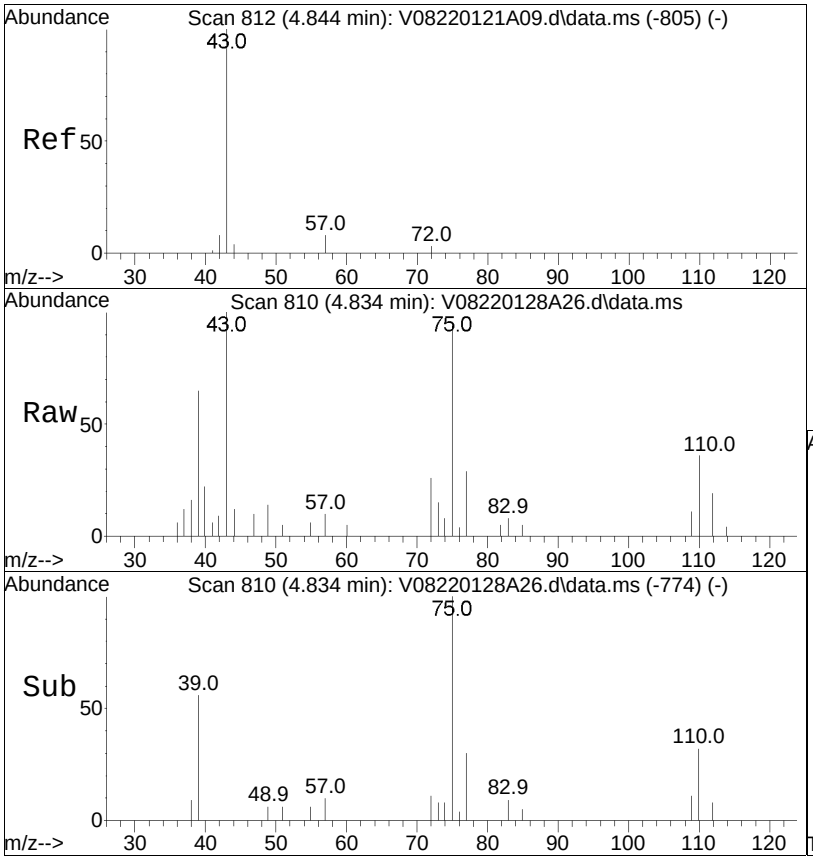

#39
2-Butanone
Concen: 5.79 ug/L
RT: 4.834 min Scan# 810
Delta R.T. -0.010 min
Lab File: V08220128A26.d
Acq: 28 Jan 2022 8:06 pm

Tgt Ion: 43 Resp: 10855

Ion	Ratio	Lower	Upper
43	100		
72	26.5	10.9	16.3#

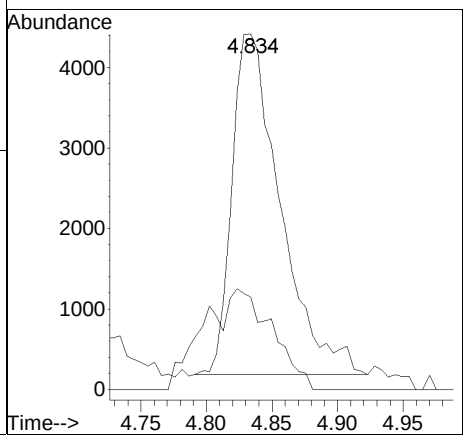

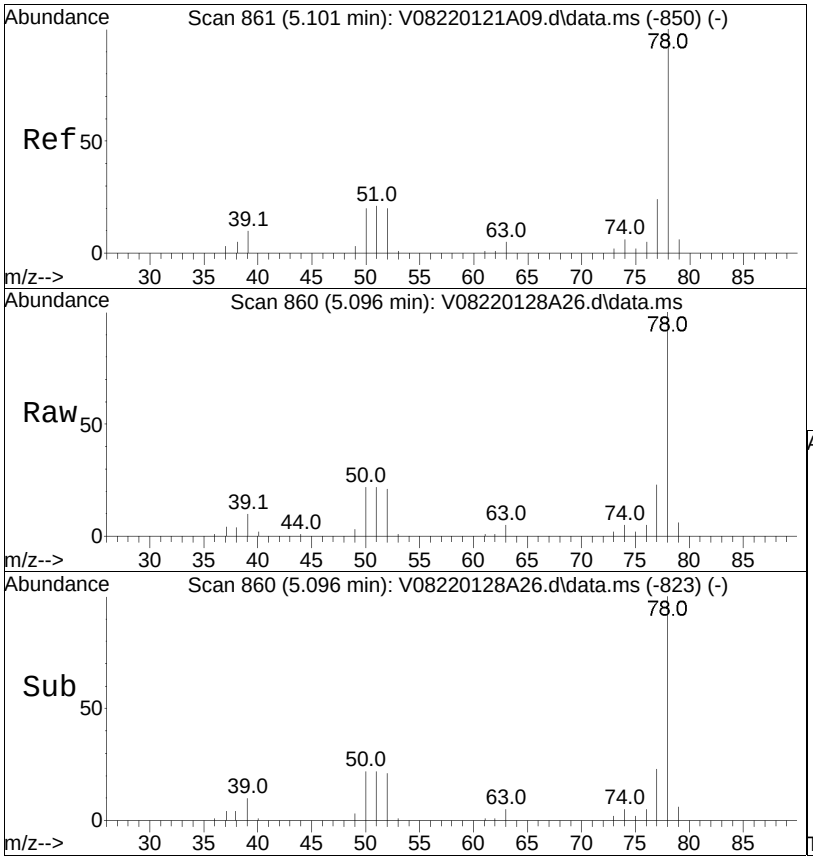

#41
Benzene
Concen: 8.28 ug/L
RT: 5.096 min Scan# 860
Delta R.T. -0.005 min
Lab File: V08220128A26.d
Acq: 28 Jan 2022 8:06 pm

Tgt Ion: 78 Resp: 150115

Ion	Ratio	Lower	Upper
78	100		
77	23.4	15.7	32.7
51	22.3	16.0	33.2
52	21.3	15.3	31.9

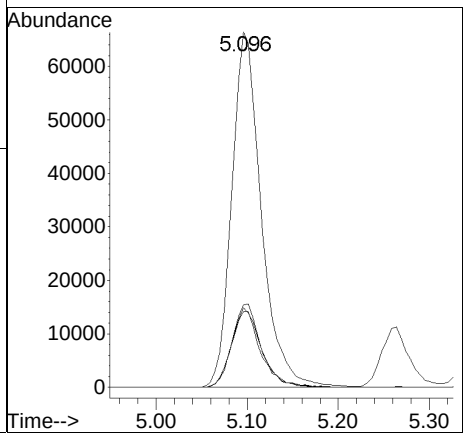

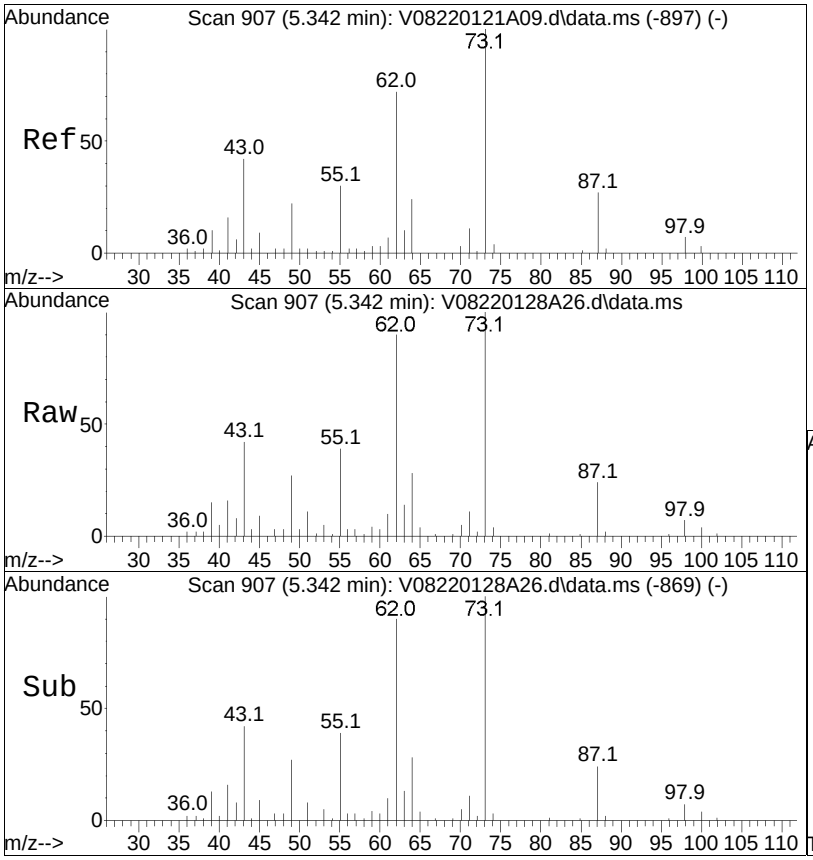

#44
1,2-Dichloroethane
Concen: 7.62 ug/L
RT: 5.342 min Scan# 907
Delta R.T. 0.000 min
Lab File: V08220128A26.d
Acq: 28 Jan 2022 8:06 pm

Tgt Ion: 62 Resp: 53135

Ion	Ratio	Lower	Upper
62	100		
64	32.2	11.2	51.2
98	8.0	0.0	26.1

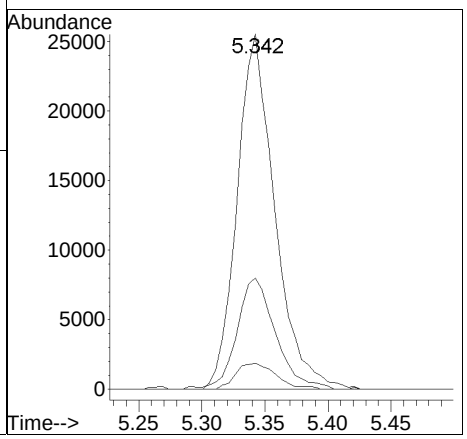

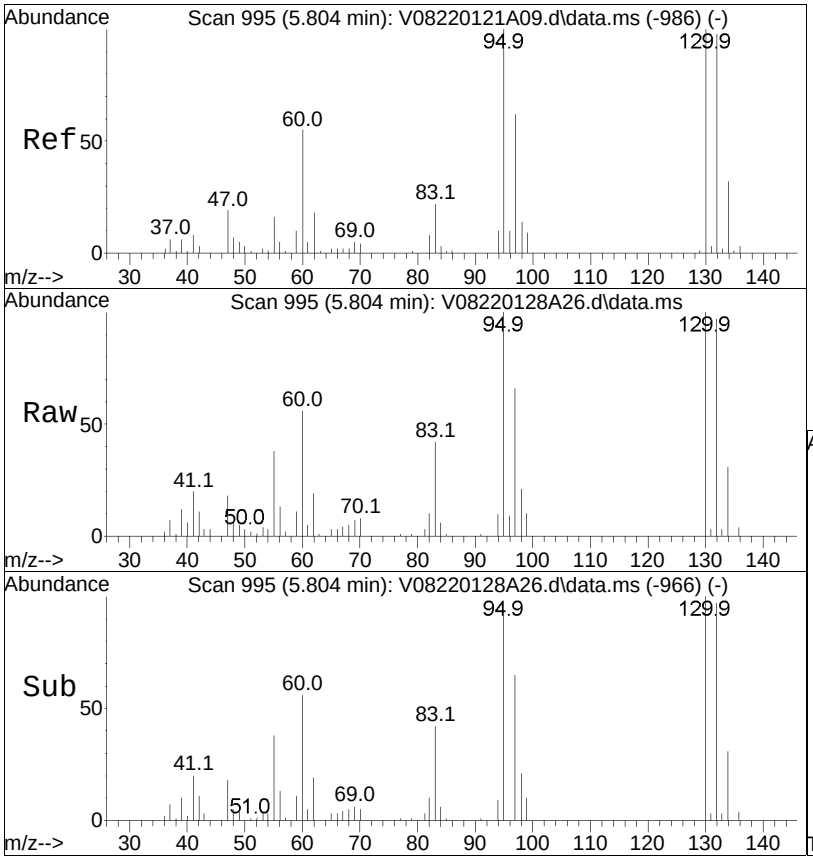

#48
Trichloroethene
Concen: 8.22 ug/L
RT: 5.804 min Scan# 995
Delta R.T. -0.000 min
Lab File: V08220128A26.d
Acq: 28 Jan 2022 8:06 pm

Tgt Ion: 95 Resp: 38014

Ion	Ratio	Lower	Upper
95	100		
97	67.0	55.5	83.3
130	102.6	76.6	115.0

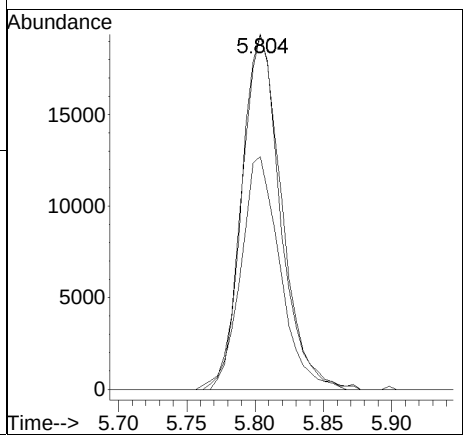

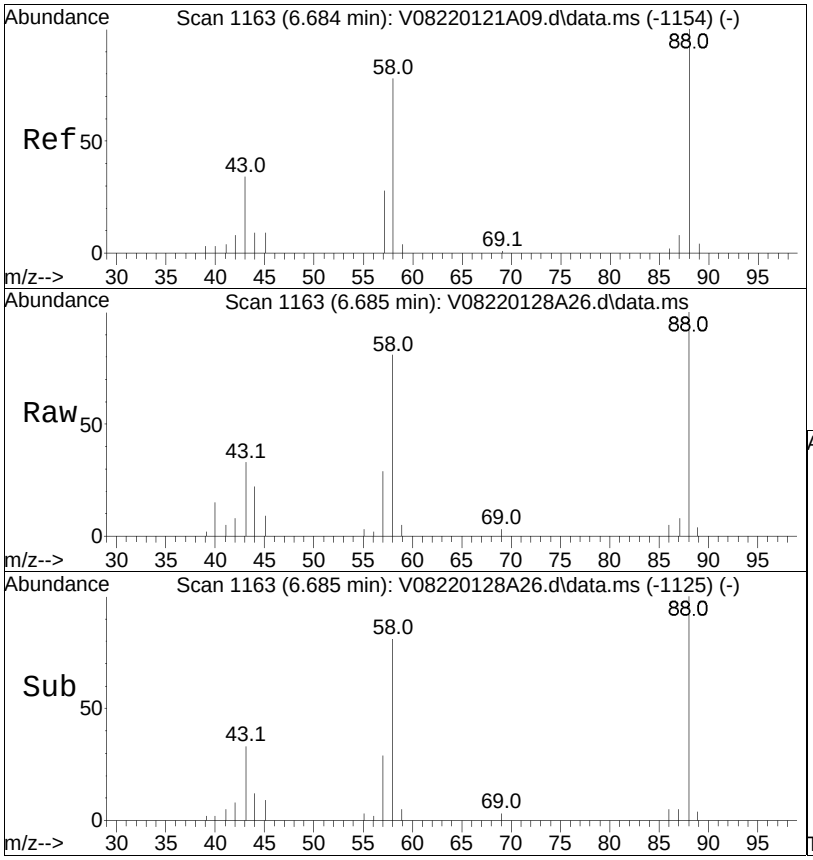

#57
1,4-Dioxane
Concen: 323.50 ug/L
RT: 6.685 min Scan# 1163
Delta R.T. 0.001 min
Lab File: V08220128A26.d
Acq: 28 Jan 2022 8:06 pm

Tgt Ion: 88 Resp: 11333

Ion	Ratio	Lower	Upper
88	100		
58	84.7	76.7	115.1
43	37.5	36.2	54.2

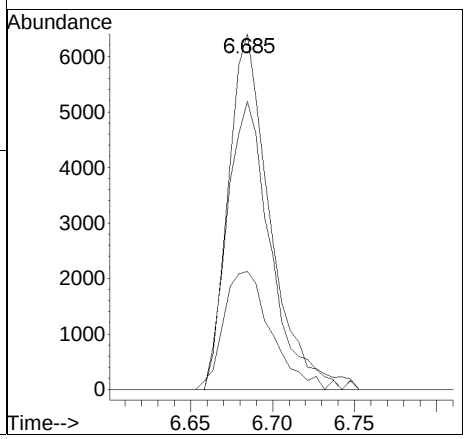

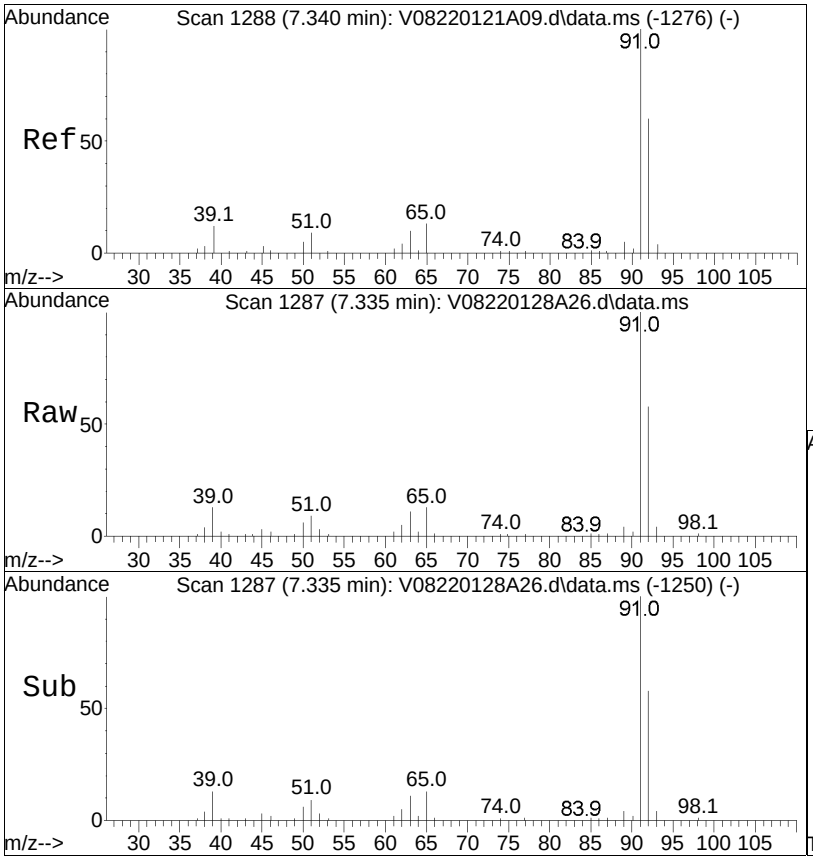

#61
Toluene
Concen: 7.84 ug/L
RT: 7.335 min Scan# 1287
Delta R.T. -0.005 min
Lab File: V08220128A26.d
Acq: 28 Jan 2022 8:06 pm

Tgt Ion: 92 Resp: 87988

Ion	Ratio	Lower	Upper
92	100		
91	170.2	139.8	209.6

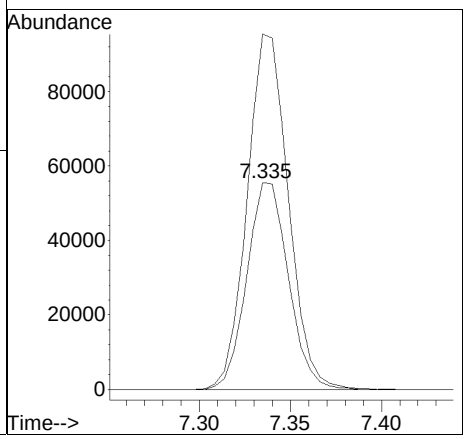

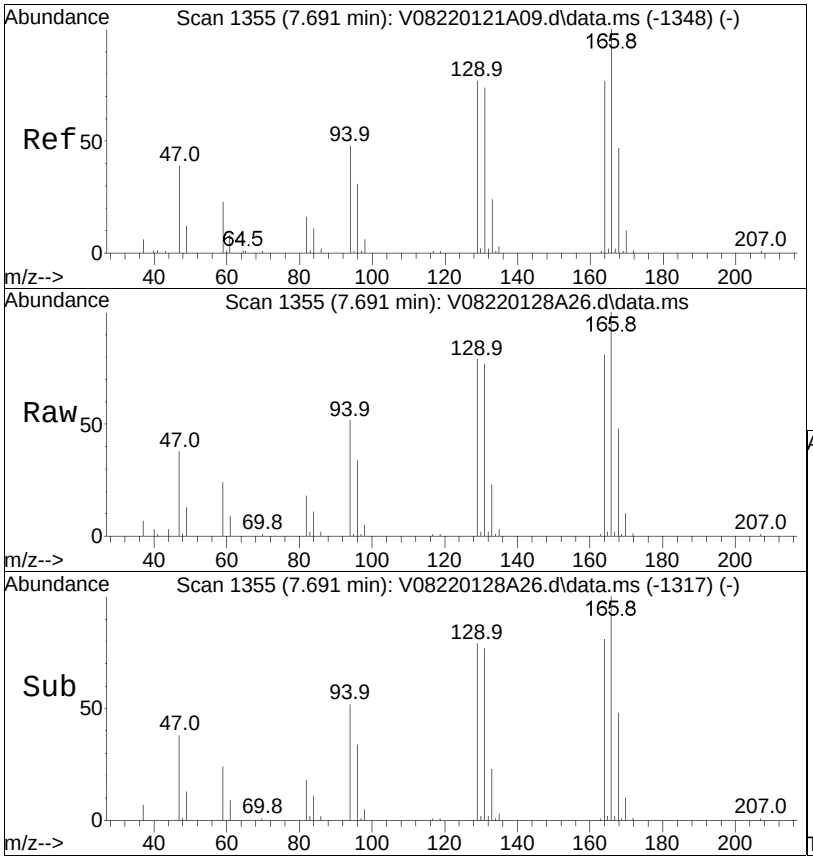

#63
Tetrachloroethene
Concen: 7.66 ug/L
RT: 7.691 min Scan# 1355
Delta R.T. 0.000 min
Lab File: V08220128A26.d
Acq: 28 Jan 2022 8:06 pm

Tgt Ion:166 Resp: 35738

Ion	Ratio	Lower	Upper
166	100		
168	47.4	28.2	68.2
94	50.4	38.4	78.4

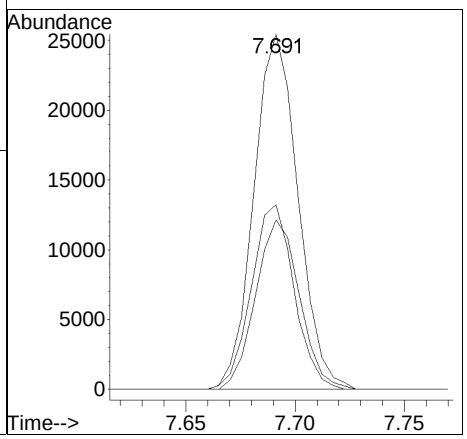

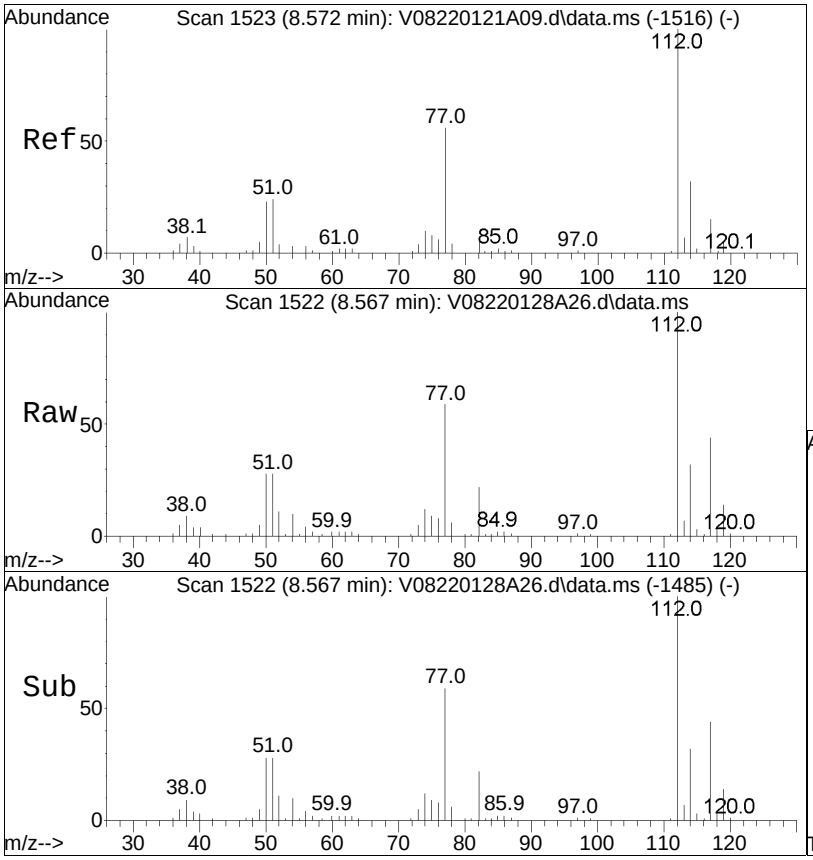

#73
Chlorobenzene
Concen: 7.59 ug/L
RT: 8.567 min Scan# 1522
Delta R.T. -0.005 min
Lab File: V08220128A26.d
Acq: 28 Jan 2022 8:06 pm

Tgt Ion:112 Resp: 96103

Ion	Ratio	Lower	Upper
112	100		
77	59.7	55.4	83.0
114	32.3	25.4	38.2

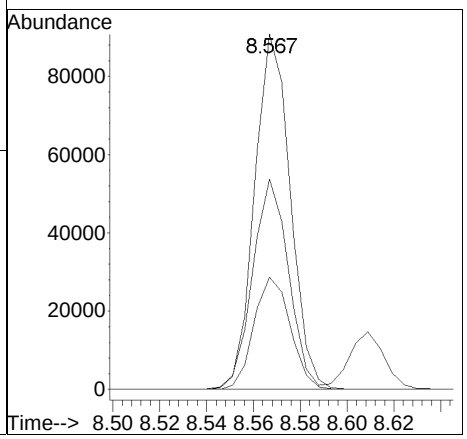

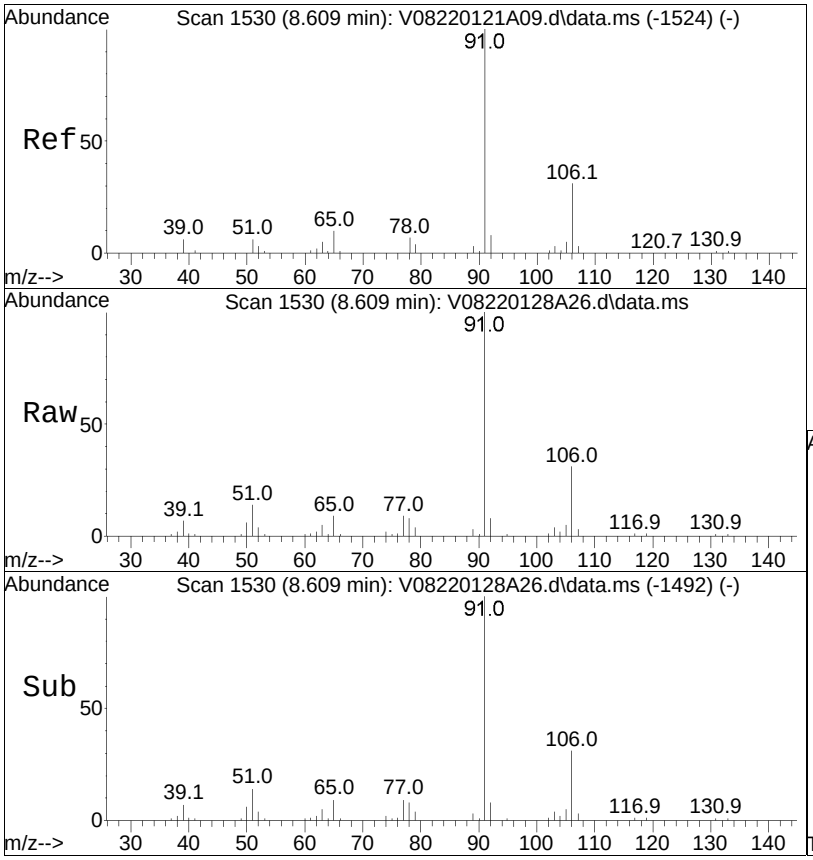

#74
Ethylbenzene
Concen: 7.75 ug/L
RT: 8.609 min Scan# 1530
Delta R.T. -0.000 min
Lab File: V08220128A26.d
Acq: 28 Jan 2022 8:06 pm

Tgt Ion: 91 Resp: 166857

Ion	Ratio	Lower	Upper
91	100		
106	31.1	24.3	36.5

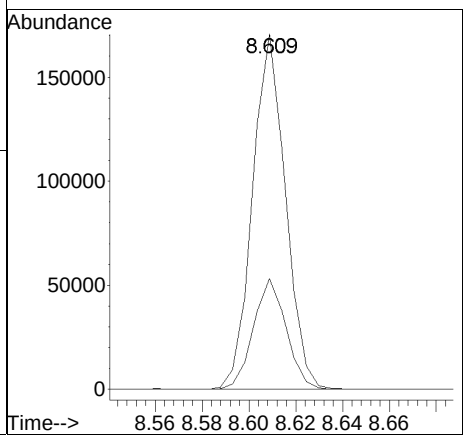

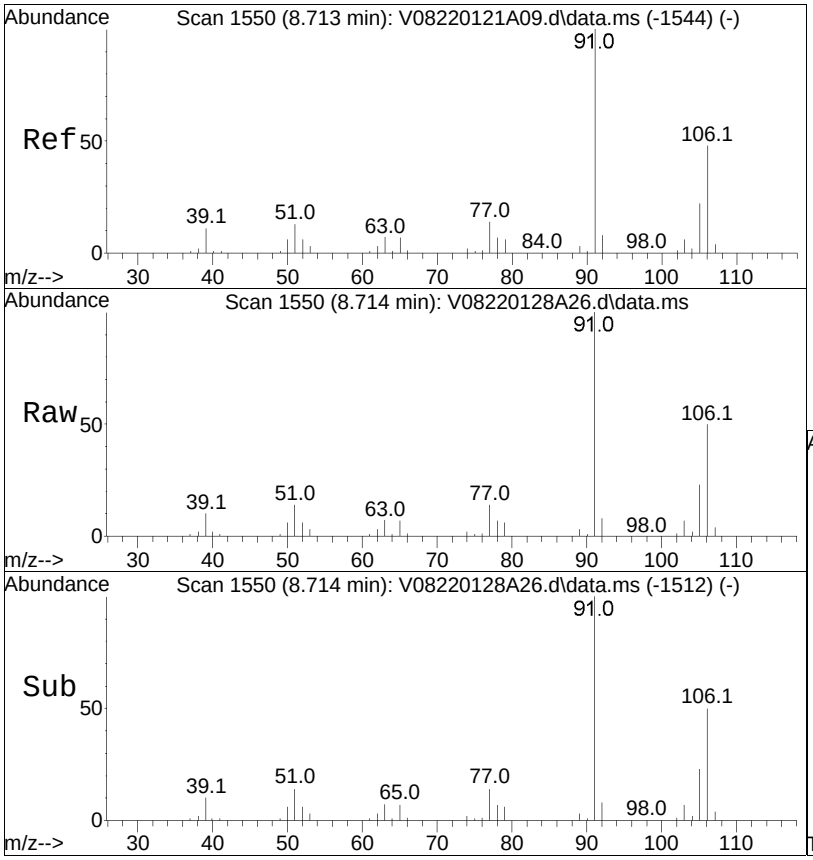

#76
p/m Xylene
Concen: 15.64 ug/L
RT: 8.714 min Scan# 1550
Delta R.T. 0.001 min
Lab File: V08220128A26.d
Acq: 28 Jan 2022 8:06 pm

Tgt Ion:106 Resp: 129827

Ion	Ratio	Lower	Upper
106	100		
91	202.6	166.4	249.6

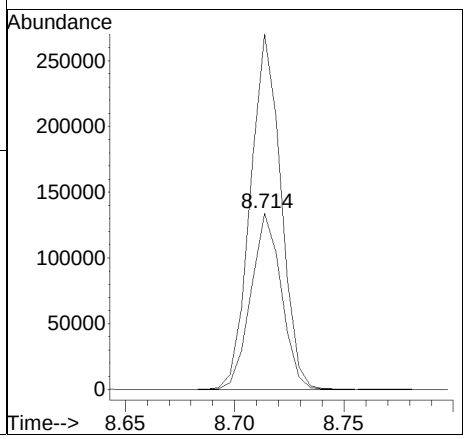

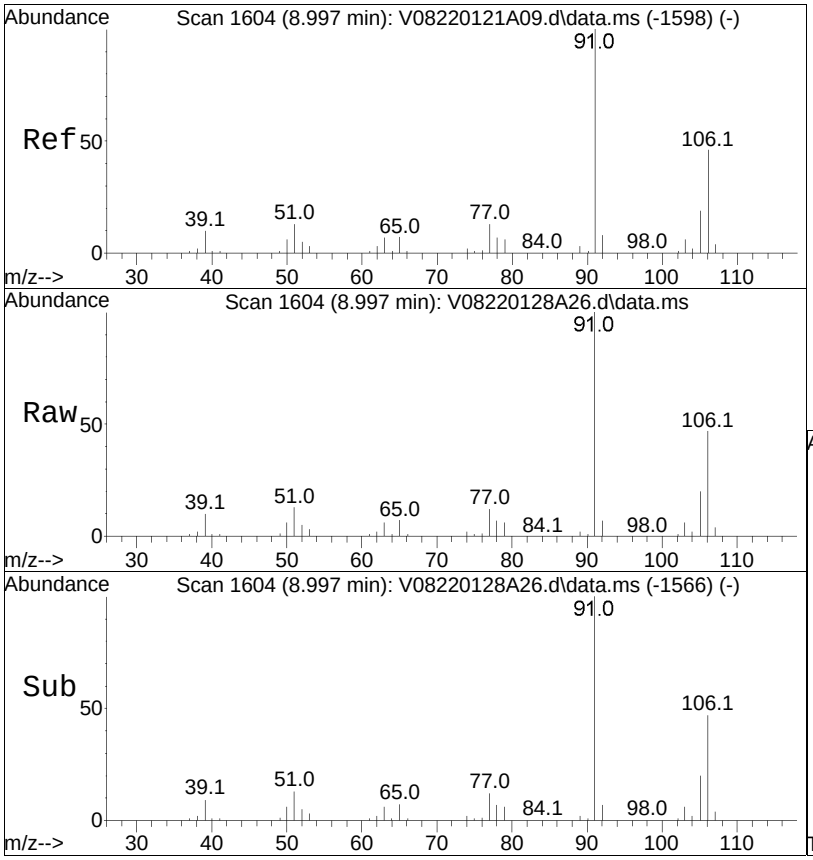

#77
o Xylene
Concen: 15.61 ug/L
RT: 8.997 min Scan# 1604
Delta R.T. -0.000 min
Lab File: V08220128A26.d
Acq: 28 Jan 2022 8:06 pm

Tgt Ion:106 Resp: 124379

Ion	Ratio	Lower	Upper
106	100		
91	216.5	182.6	273.8

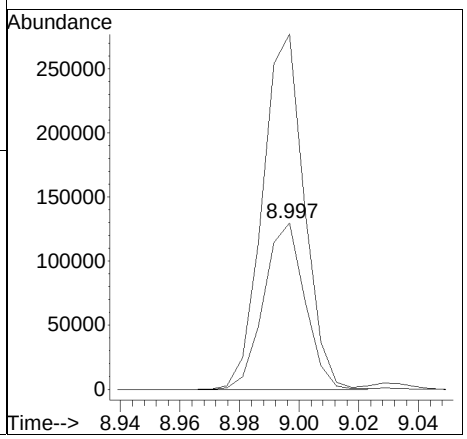

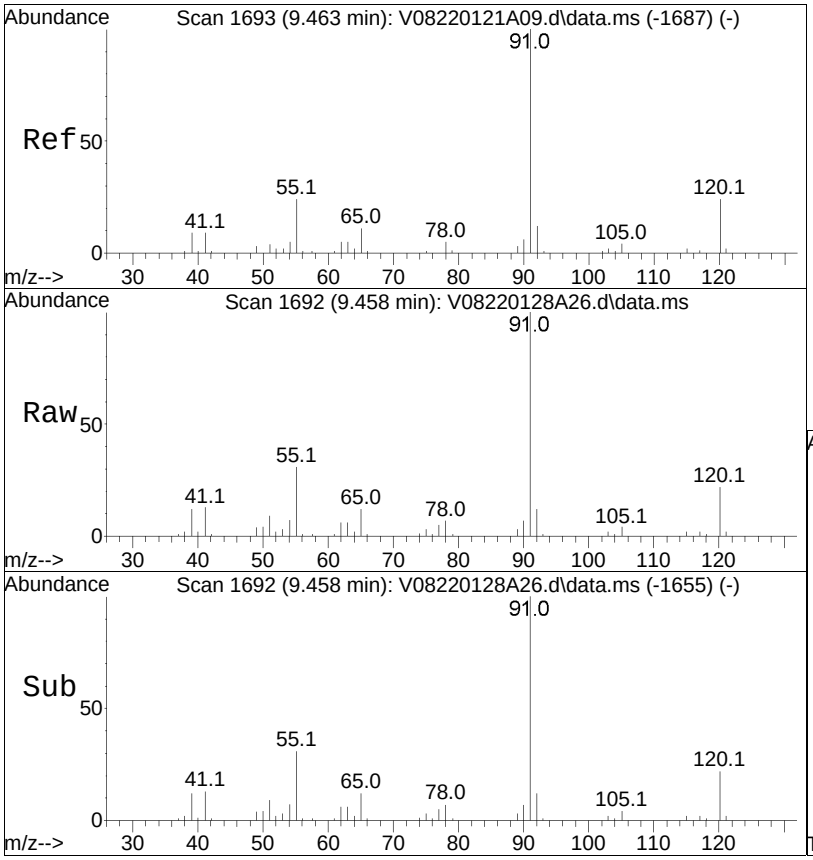

#85
n-Propylbenzene
Concen: 7.95 ug/L
RT: 9.458 min Scan# 1692
Delta R.T. -0.005 min
Lab File: V08220128A26.d
Acq: 28 Jan 2022 8:06 pm

Tgt Ion: 91 Resp: 203642

Ion	Ratio	Lower	Upper
91	100		
120	22.5	17.0	25.6

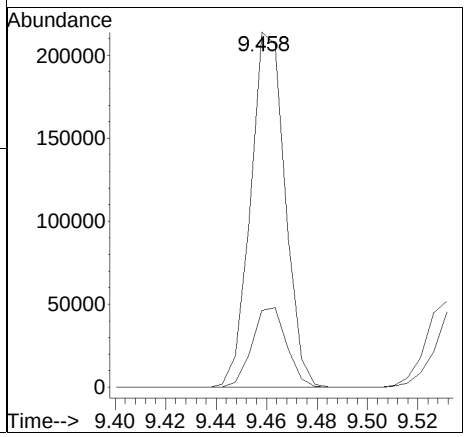

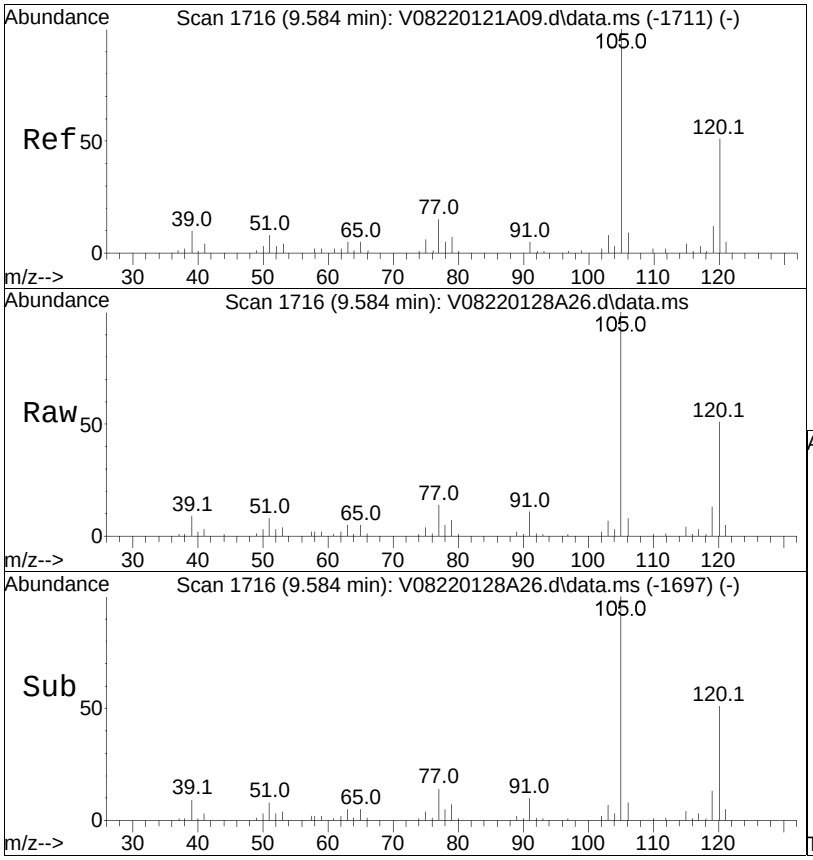

#90
1,3,5-Trimethylbenzene
Concen: 7.53 ug/L
RT: 9.584 min Scan# 1716
Delta R.T. -0.000 min
Lab File: V08220128A26.d
Acq: 28 Jan 2022 8:06 pm

Tgt Ion:105 Resp: 134236

Ion	Ratio	Lower	Upper
105	100		
120	50.3	34.8	52.2

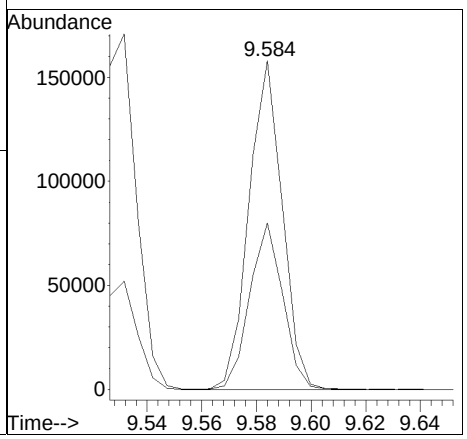

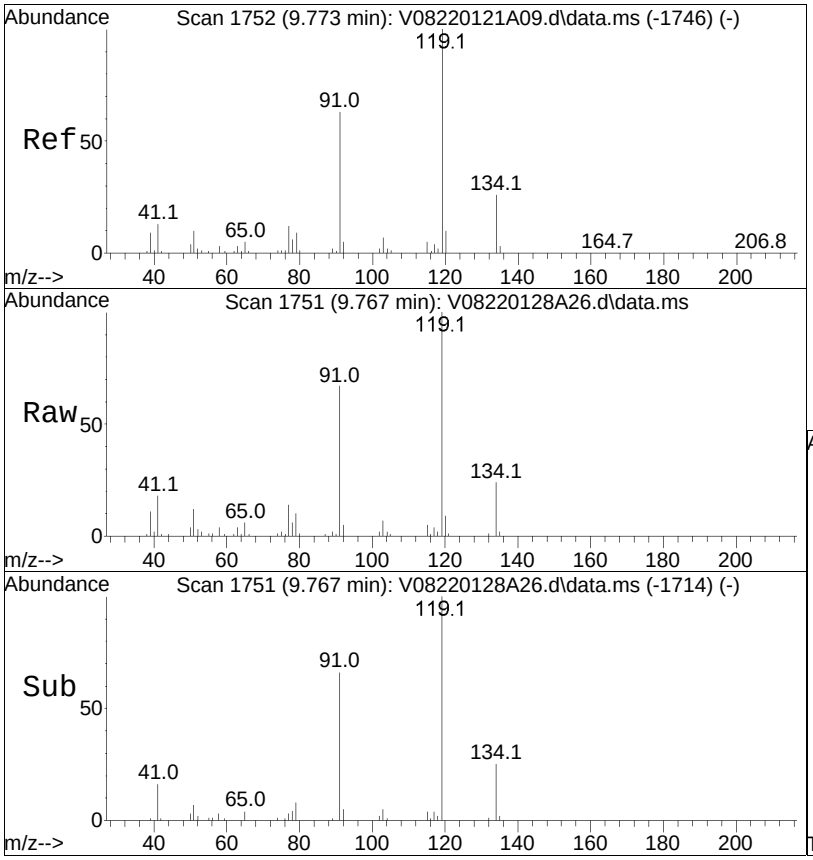

#94
tert-Butylbenzene
Concen: 7.68 ug/L
RT: 9.767 min Scan# 1751
Delta R.T. -0.006 min
Lab File: V08220128A26.d
Acq: 28 Jan 2022 8:06 pm

Tgt Ion:119 Resp: 120899

Ion	Ratio	Lower	Upper
119	100		
91	66.0	51.4	77.2
134	25.4	18.3	27.5

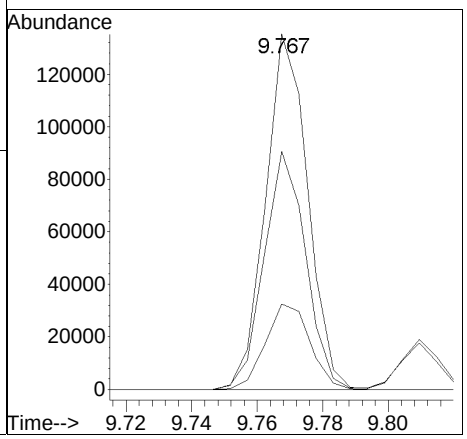

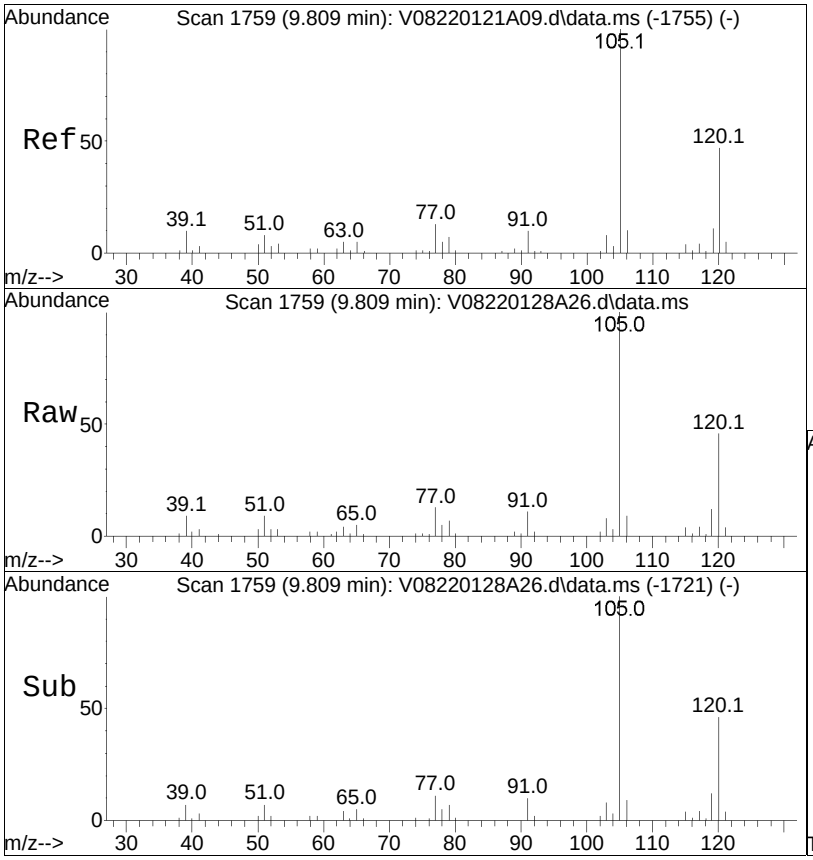

#97
1,2,4-Trimethylbenzene
Concen: 7.34 ug/L
RT: 9.809 min Scan# 1759
Delta R.T. 0.000 min
Lab File: V08220128A26.d
Acq: 28 Jan 2022 8:06 pm

Tgt Ion:105 Resp: 130276

Ion	Ratio	Lower	Upper
105	100		
120	46.8	33.4	50.0

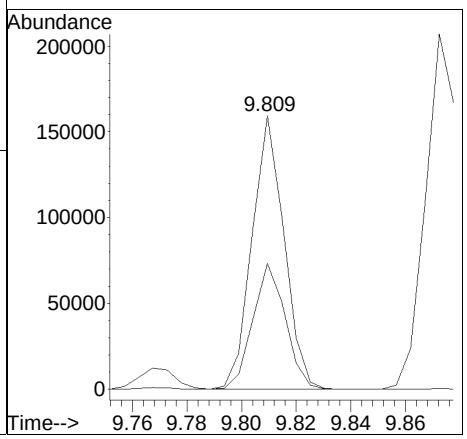

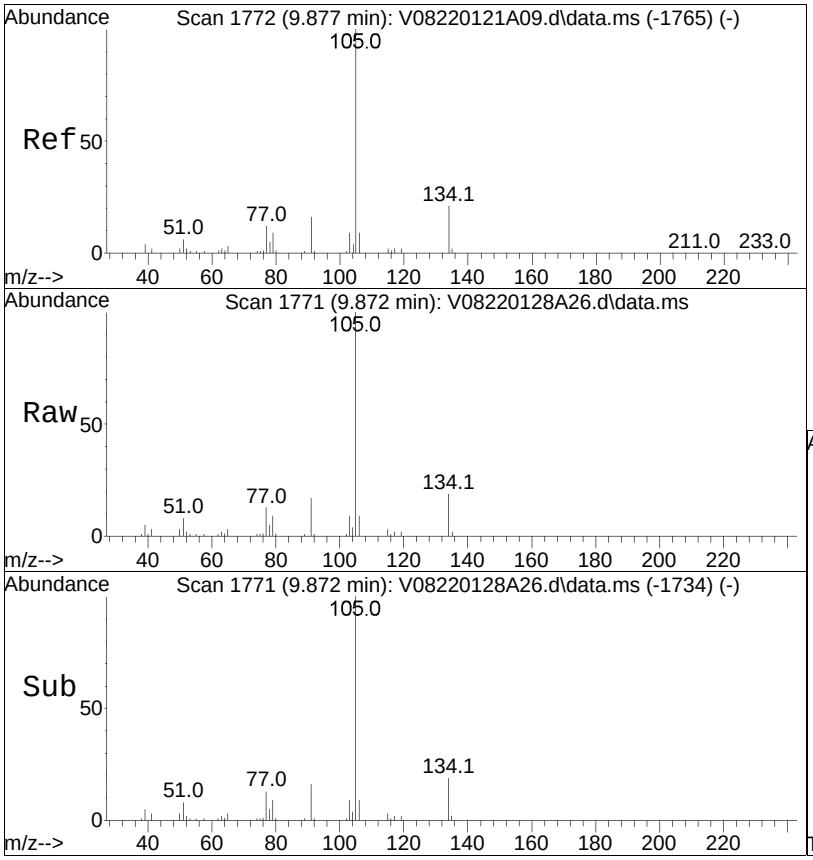

#98
sec-Butylbenzene
Concen: 7.90 ug/L
RT: 9.872 min Scan# 1771
Delta R.T. -0.005 min
Lab File: V08220128A26.d
Acq: 28 Jan 2022 8:06 pm

Tgt Ion:105 Resp: 181766

Ion	Ratio	Lower	Upper
105	100		
134	19.9	12.5	26.1

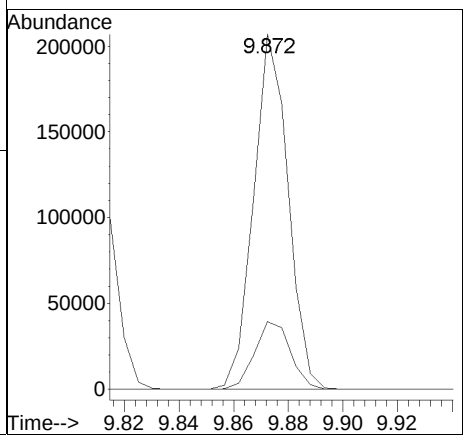

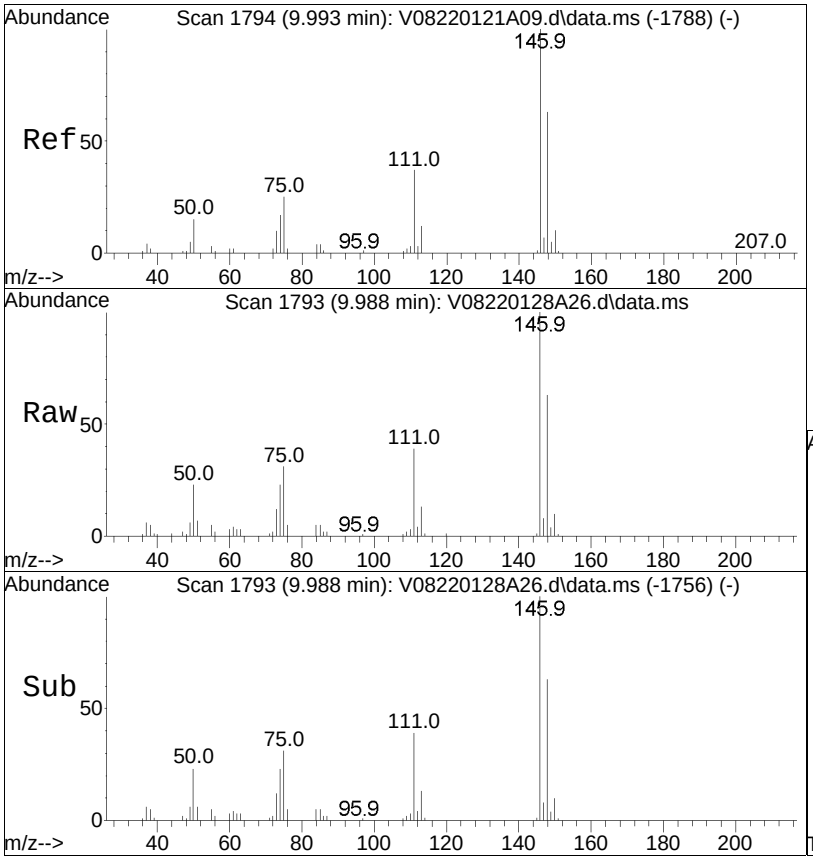

#100
1,3-Dichlorobenzene
Concen: 7.61 ug/L
RT: 9.988 min Scan# 1793
Delta R.T. -0.005 min
Lab File: V08220128A26.d
Acq: 28 Jan 2022 8:06 pm

Tgt Ion:146 Resp: 77527

Ion	Ratio	Lower	Upper
146	100		
111	40.0	27.5	57.1
148	63.0	41.9	86.9

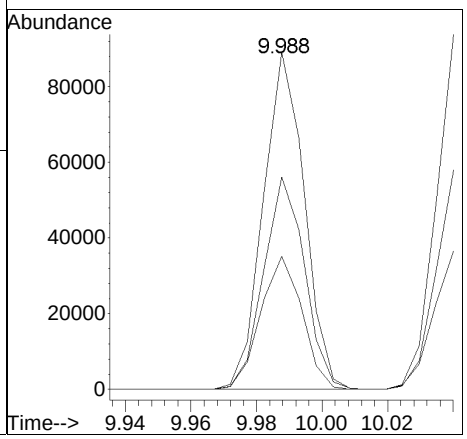

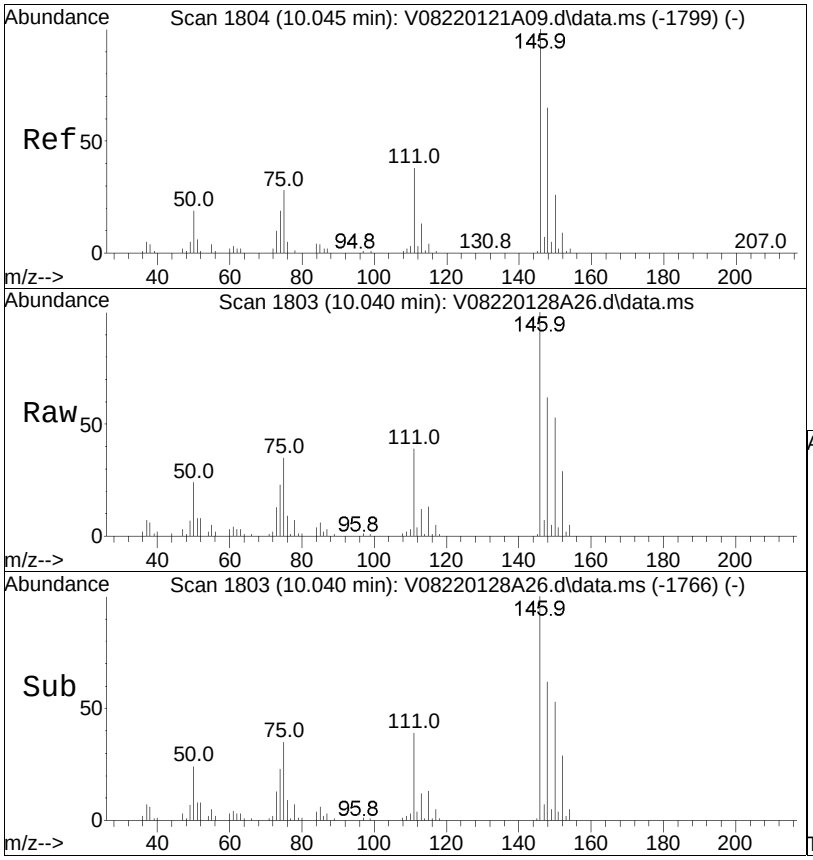

#101
1,4-Dichlorobenzene
Concen: 7.54 ug/L
RT: 10.040 min Scan# 1803
Delta R.T. -0.005 min
Lab File: V08220128A26.d
Acq: 28 Jan 2022 8:06 pm

Tgt Ion:146 Resp: 77442

Ion	Ratio	Lower	Upper
146	100		
111	39.4	32.3	48.5
148	63.5	49.9	74.9

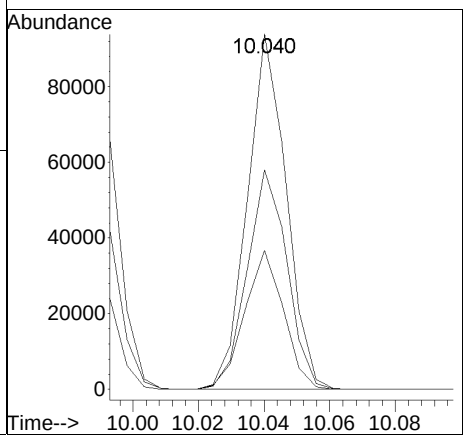

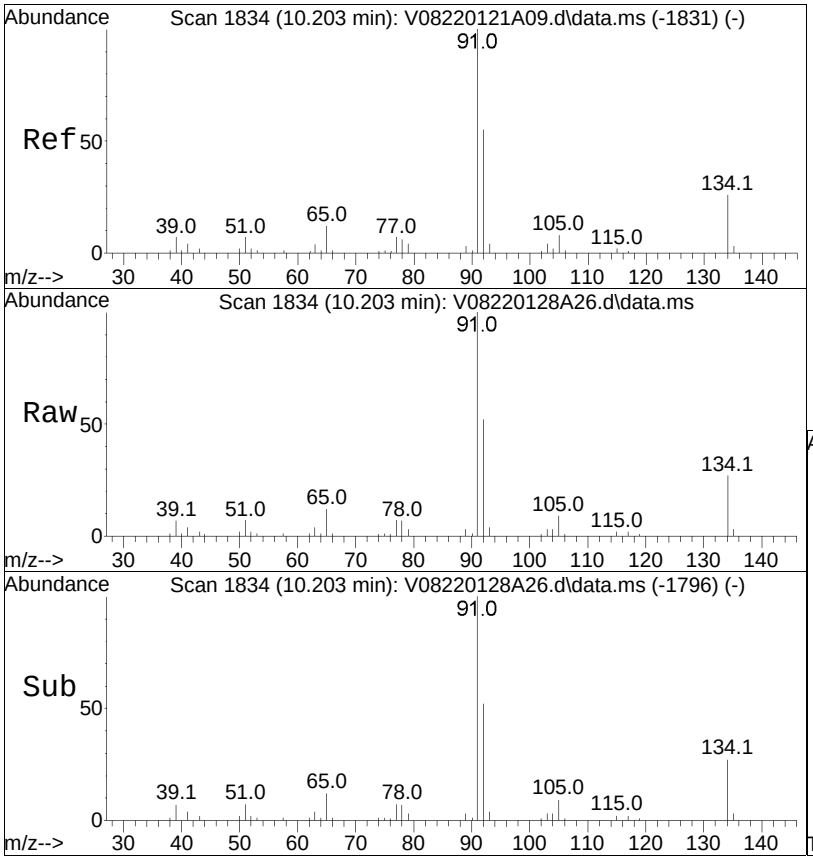

#103
n-Butylbenzene
Concen: 7.94 ug/L
RT: 10.203 min Scan# 1834
Delta R.T. -0.000 min
Lab File: V08220128A26.d
Acq: 28 Jan 2022 8:06 pm

Tgt Ion: 91 Resp: 139365

Ion	Ratio	Lower	Upper
91	100		
92	52.0	43.0	64.4
134	25.4	19.6	29.4

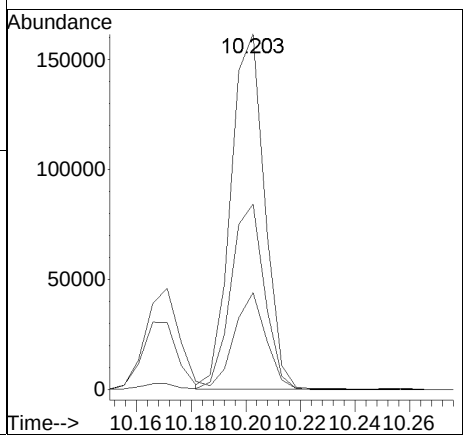

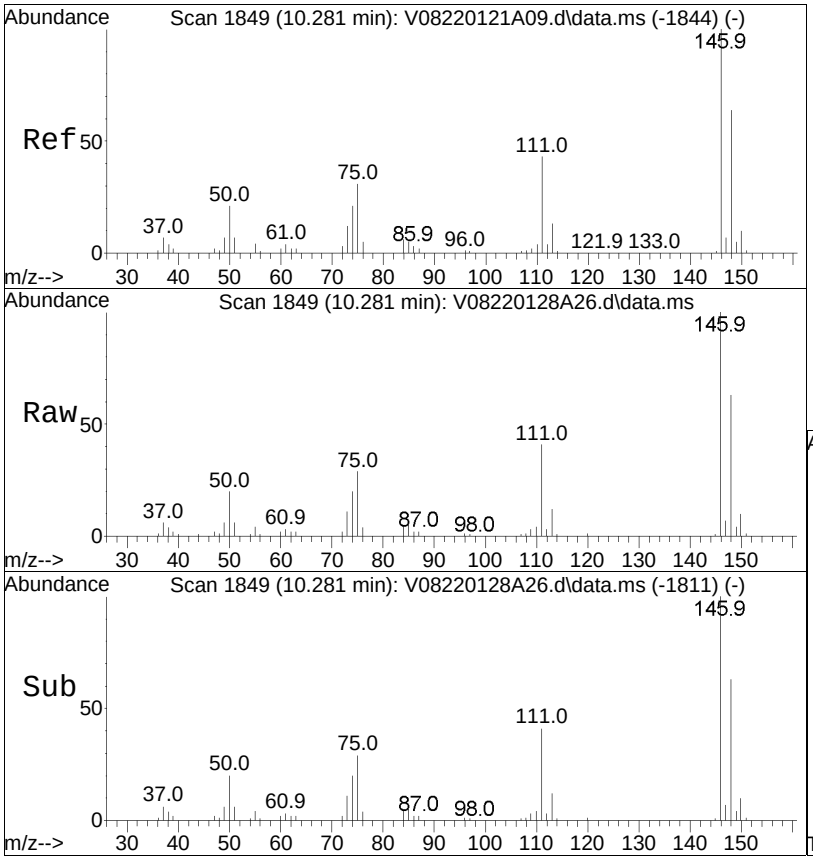

#104
1,2-Dichlorobenzene
Concen: 7.59 ug/L
RT: 10.281 min Scan# 1849
Delta R.T. 0.000 min
Lab File: V08220128A26.d
Acq: 28 Jan 2022 8:06 pm

Tgt Ion:146 Resp: 72088

Ion	Ratio	Lower	Upper
146	100		
111	42.2	28.3	58.7
148	62.0	42.3	87.8

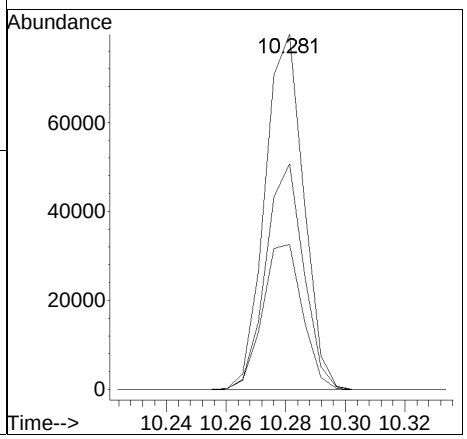

Manual Integration Report

Data Path	: I:\VOLATILES\VOA108\2022\2	Method	: V108_220121A_8260.m
Data File	: V08220128A26.d	Operator	: VOA108:NLK
Date Inj'd	: 1/28/2022 8:06 pm	Instrument	: VOA 108
Sample	: WG1600155-6,31,10,10,,A,PR	Quant Date	: 1/31/2022 1:54 pm

There are no manual integrations or false positives in this file.

Quantitation Report (QT Reviewed)

Data Path : I:\VOLATILES\VOA108\2022\220128A\
Data File : V08220128A27.d
Acq On : 28 Jan 2022 8:26 pm
Operator : VOA108:NLK
Sample : WG1600155-7,31,10,10,,A2,PRI
Misc : WG1600155,ICAL18662
ALS Vial : 27 Sample Multiplier: 1

Quant Time: Jan 31 13:54:19 2022
Quant Method : I:\VOLATILES\VOA108\2022\220128A\V108_220121A_8260.m
Quant Title : VOLATILES BY GC/MS
QLast Update : Mon Jan 24 08:59:42 2022
Response via : Initial Calibration

CCAL FILE(s) : 1 - I:\VOLATILES\VOA108\2022\220128A\V08220128A01.d
Sub List : 8260-NYTCL - Megamix plus Diox

Compound	R.T.	QIon	Response	Conc	Units	Dev(Min)
Internal Standards						
1) Fluorobenzene	5.609	96	163556	10.000	ug/L	0.00
Standard Area 1 = 176781			Recovery = 92.52%			
59) Chlorobenzene-d5	8.556	117	122471	10.000	ug/L	0.00
Standard Area 1 = 131590			Recovery = 93.07%			
79) 1,4-Dichlorobenzene-d4	10.035	152	60097	10.000	ug/L	0.00
Standard Area 1 = 64481			Recovery = 93.20%			
System Monitoring Compounds						
36) Dibromofluoromethane	4.640	113	45172	10.234	ug/L	0.00
Spiked Amount 10.000	Range 70 - 130		Recovery = 102.34%			
43) 1,2-Dichloroethane-d4	5.258	65	52210	10.247	ug/L	0.00
Spiked Amount 10.000	Range 70 - 130		Recovery = 102.47%			
60) Toluene-d8	7.287	98	152203	9.906	ug/L	0.00
Spiked Amount 10.000	Range 70 - 130		Recovery = 99.06%			
83) 4-Bromofluorobenzene	9.364	95	56041	9.725	ug/L	0.00
Spiked Amount 10.000	Range 70 - 130		Recovery = 97.25%			
Target Compounds						Qvalue
4) Vinyl chloride	1.179	62	60900	10.099	ug/L	92
10) 1,1-Dichloroethene	1.960	96	40696	9.424	ug/L	88
15) Methylene chloride	2.458	84	44166	9.600	ug/L	97
17) Acetone	2.516	43	11467	10.311	ug/L	99
18) trans-1,2-Dichloroethene	2.616	96	44202	9.157	ug/L	93
20) Methyl tert-butyl ether	2.768	73	89426	7.498	ug/L	95
23) 1,1-Dichloroethane	3.271	63	90256	9.439	ug/L	100
28) cis-1,2-Dichloroethene	3.989	96	73007	14.191	ug/L	83
32) Chloroform	4.409	83	78963	9.180	ug/L	95
34) Carbon tetrachloride	4.540	117	57640	9.558	ug/L	99
37) 1,1,1-Trichloroethane	4.629	97	67052	9.142	ug/L #	94
39) 2-Butanone	4.828	43	12860	6.821	ug/L #	38
41) Benzene	5.096	78	174628	9.567	ug/L	97
44) 1,2-Dichloroethane	5.342	62	60867	8.669	ug/L	97
48) Trichloroethene	5.803	95	44131	9.479	ug/L	95
57) 1,4-Dioxane	6.679	88	13688	388.228	ug/L	92
61) Toluene	7.334	92	103375	9.234	ug/L	98
63) Tetrachloroethene	7.691	166	43235	9.288	ug/L	93
73) Chlorobenzene	8.567	112	113638	8.998	ug/L	91
74) Ethylbenzene	8.609	91	200734	9.348	ug/L	99

Data Path : I:\VOLATILES\VOA108\2022\220128A\
Data File : V08220128A27.d
Acq On : 28 Jan 2022 8:26 pm
Operator : VOA108:NLK
Sample : WG1600155-7,31,10,10,,A2,PRI
Misc : WG1600155,ICAL18662
ALS Vial : 27 Sample Multiplier: 1

Quant Time: Jan 31 13:54:19 2022
Quant Method : I:\VOLATILES\VOA108\2022\220128A\V108_220121A_8260.m
Quant Title : VOLATILES BY GC/MS
QLast Update : Mon Jan 24 08:59:42 2022
Response via : Initial Calibration

CCAL FILE(s) : 1 - I:\VOLATILES\VOA108\2022\220128A\V08220128A01.d
Sub List : 8260-NYTCL - Megamix plus Diox

	Compound	R.T.	QIon	Response	Conc	Units	Dev(Min)
76)	p/m Xylene	8.713	106	155401	18.774	ug/L	96
77)	o Xylene	8.996	106	147086	18.510	ug/L	91
85)	n-Propylbenzene	9.458	91	243452	9.595	ug/L	98
90)	1,3,5-Trimethylbenzene	9.584	105	159874	9.047	ug/L	89
94)	tert-Butylbenzene	9.767	119	142962	9.165	ug/L	97
97)	1,2,4-Trimethylbenzene	9.809	105	154257	8.766	ug/L	91
98)	sec-Butylbenzene	9.872	105	219600	9.627	ug/L	97
100)	1,3-Dichlorobenzene	9.987	146	90643	8.974	ug/L	99
101)	1,4-Dichlorobenzene	10.040	146	89248	8.767	ug/L	99
103)	n-Butylbenzene	10.202	91	165092	9.488	ug/L	99
104)	1,2-Dichlorobenzene	10.281	146	84668	8.990	ug/L	96

(#) = qualifier out of range (m) = manual integration (+) = signals summed

Quantitation Report (QT Reviewed)

Data Path : I:\VOLATILES\VOA108\2022\220128A\
Data File : V08220128A27.d
Acq On : 28 Jan 2022 8:26 pm
Operator : VOA108:NLK
Sample : WG1600155-7,31,10,10,,A2,PRI
Misc : WG1600155,ICAL18662
ALS Vial : 27 Sample Multiplier: 1

Quant Time: Jan 31 13:54:19 2022
Quant Method : I:\VOLATILES\VOA108\2022\220128A\V108_220121A_8260.m
Quant Title : VOLATILES BY GC/MS
QLast Update : Mon Jan 24 08:59:42 2022
Response via : Initial Calibration

Sub List : 8260-NYTCL - Megamix plus Diox20128A\V08220128A01.d•

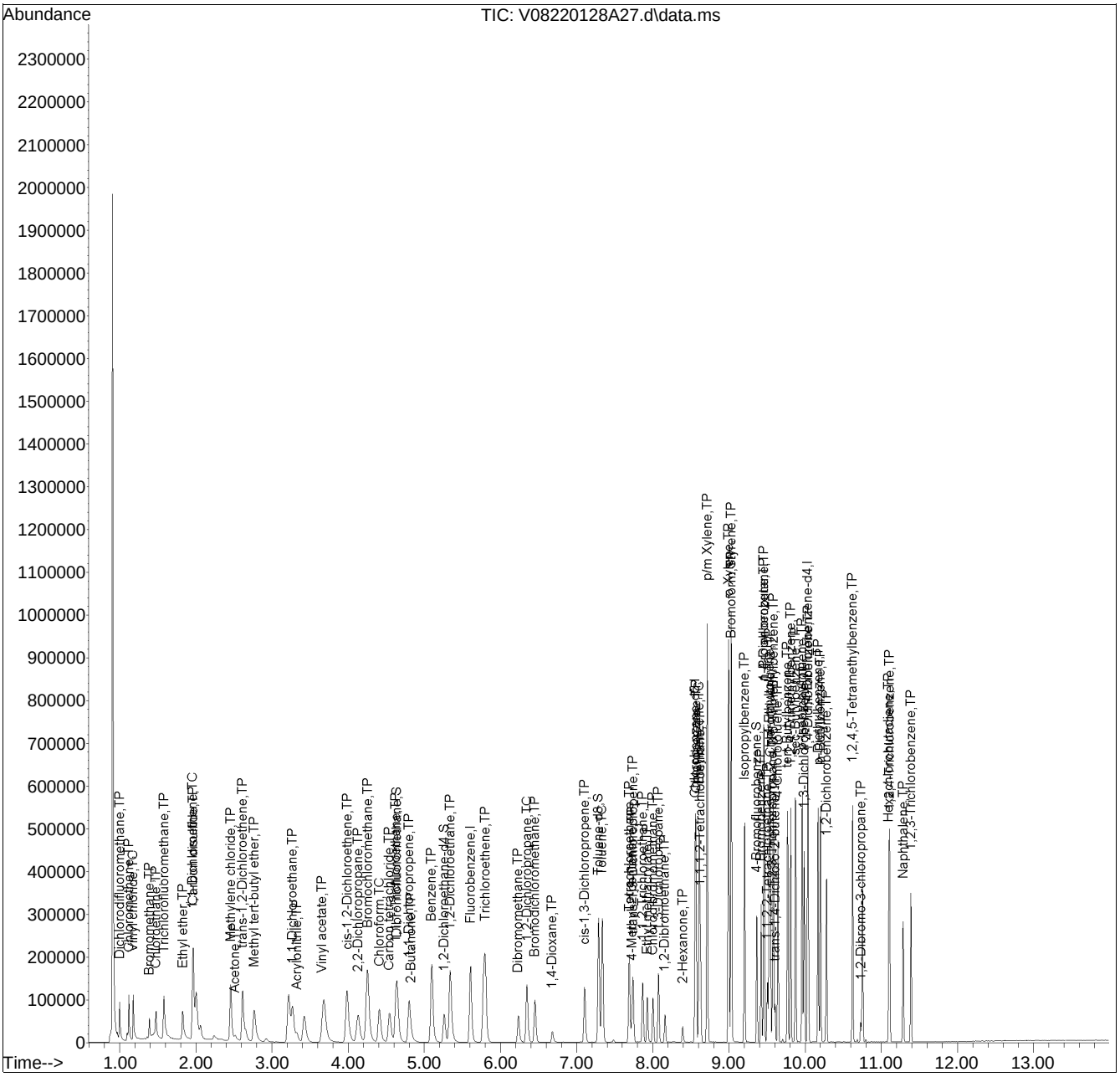

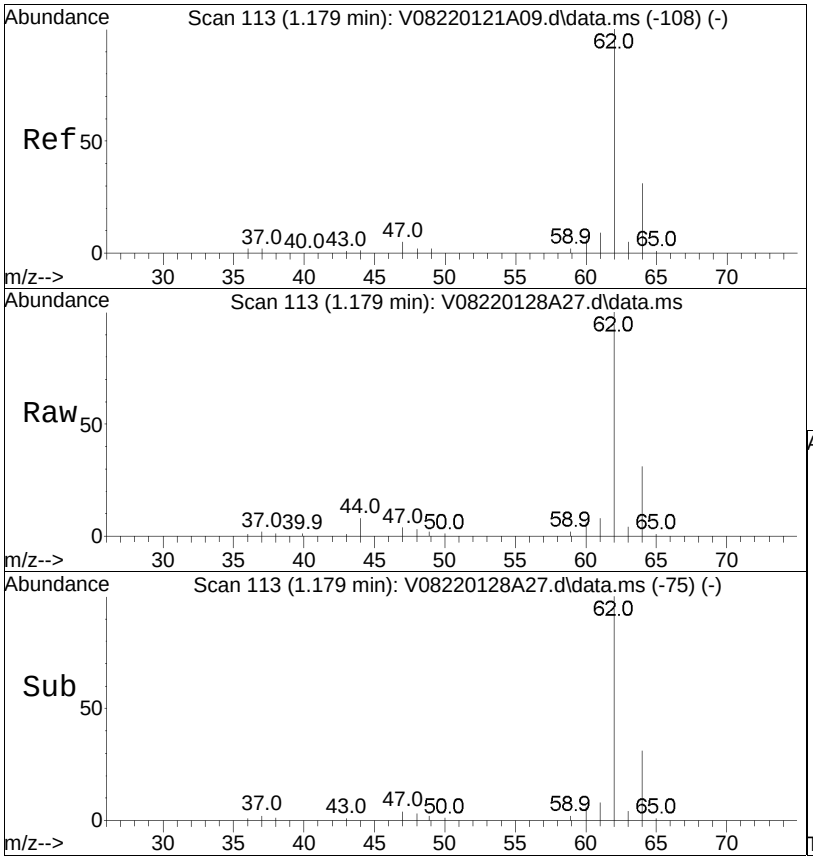

#4
Vinyl chloride
Concen: 10.10 ug/L
RT: 1.179 min Scan# 113
Delta R.T. 0.000 min
Lab File: V08220128A27.d
Acq: 28 Jan 2022 8:26 pm

Tgt Ion: 62 Resp: 60900

Ion	Ratio	Lower	Upper
62	100		
64	33.6	9.1	49.1

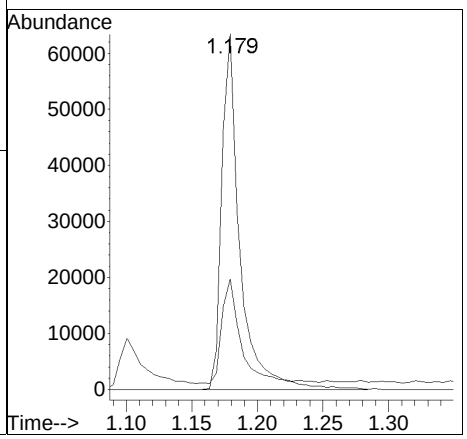

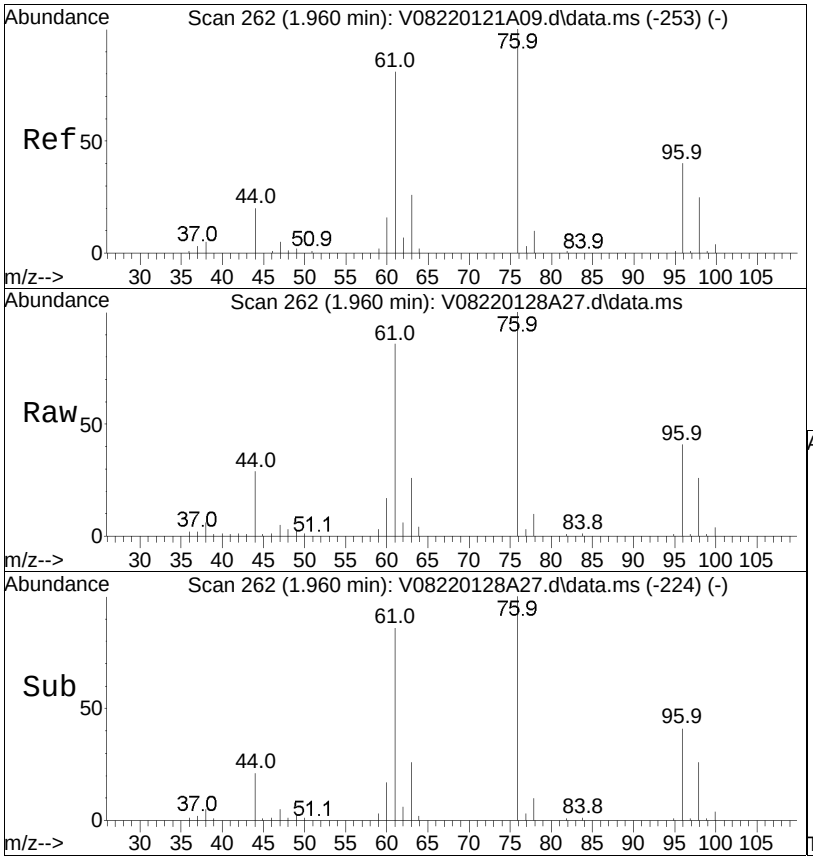

#10
1,1-Dichloroethene
Concen: 9.42 ug/L
RT: 1.960 min Scan# 262
Delta R.T. 0.000 min
Lab File: V08220128A27.d
Acq: 28 Jan 2022 8:26 pm

Tgt Ion: 96 Resp: 40696

Ion	Ratio	Lower	Upper
96	100		
61	211.7	186.1	279.1
63	64.0	57.6	86.4

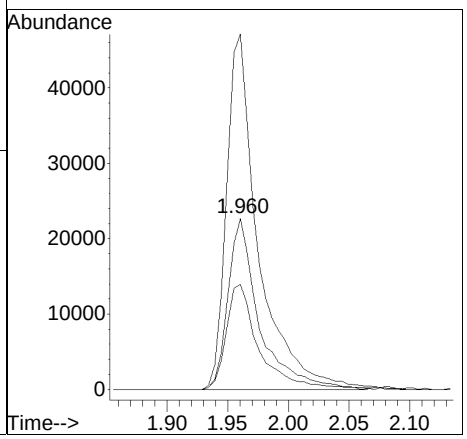

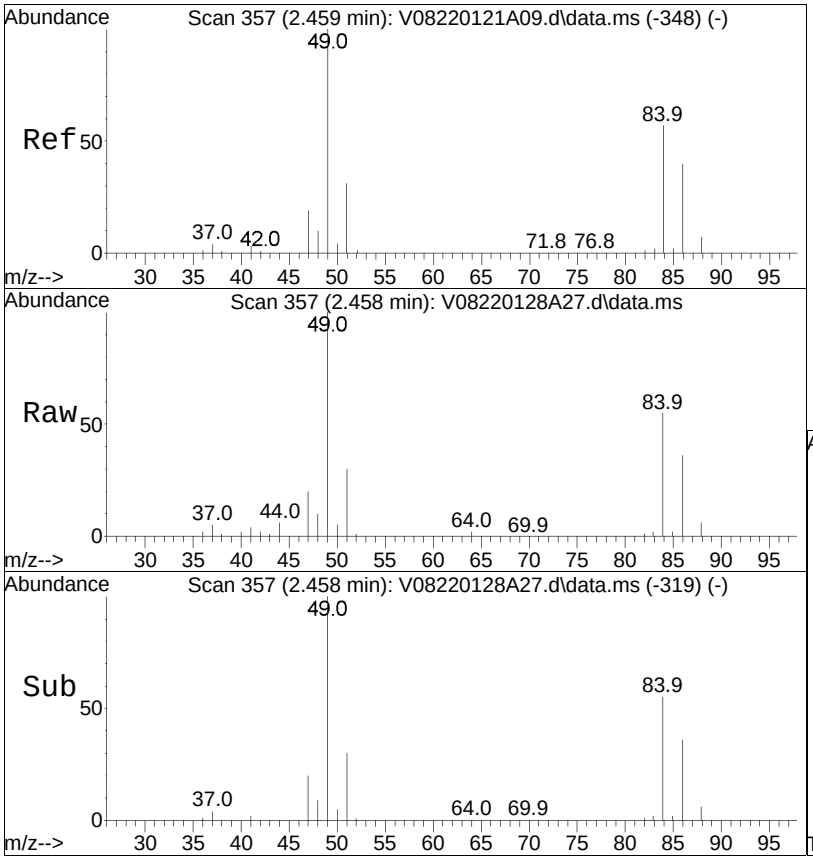

#15
Methylene chloride
Concen: 9.60 ug/L
RT: 2.458 min Scan# 357
Delta R.T. -0.001 min
Lab File: V08220128A27.d
Acq: 28 Jan 2022 8:26 pm

Tgt Ion: 84 Resp: 44166

Ion	Ratio	Lower	Upper
84	100		
86	66.4	40.4	83.8
49	187.4	120.0	249.2

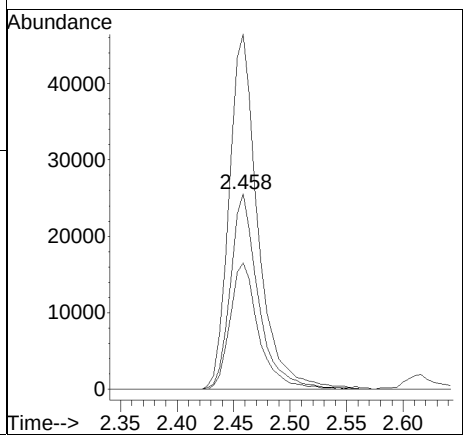

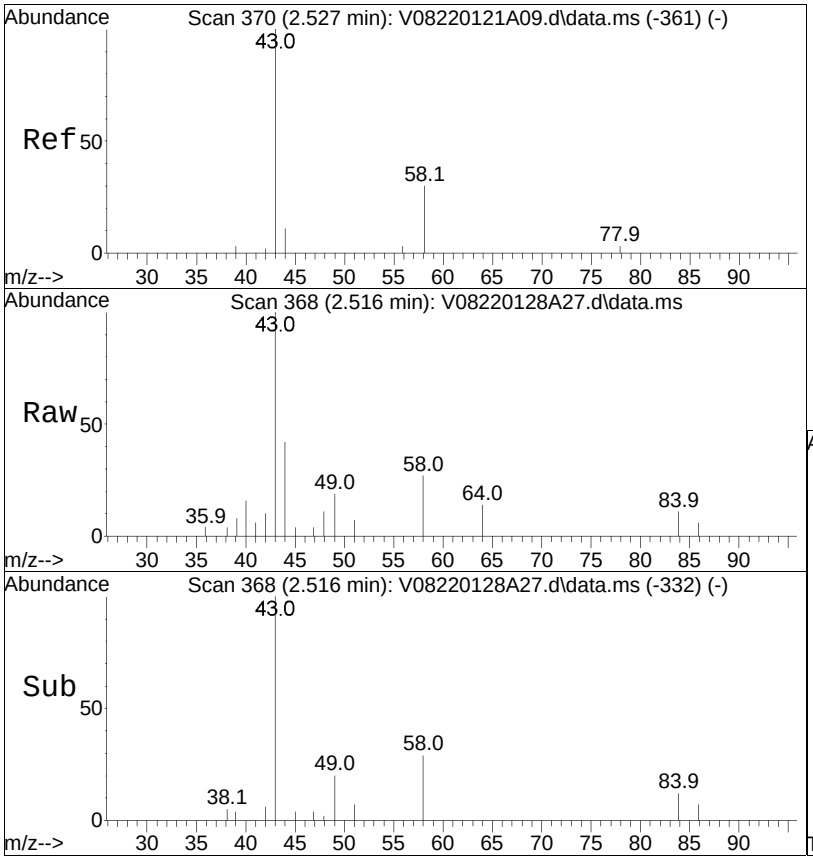

#17
Acetone
Concen: 10.31 ug/L
RT: 2.516 min Scan# 368
Delta R.T. -0.011 min
Lab File: V08220128A27.d
Acq: 28 Jan 2022 8:26 pm

Tgt Ion: 43 Resp: 11467

Ion	Ratio	Lower	Upper
43	100		
58	29.6	24.2	36.4

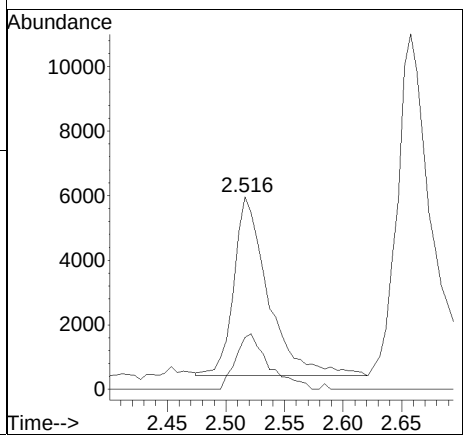

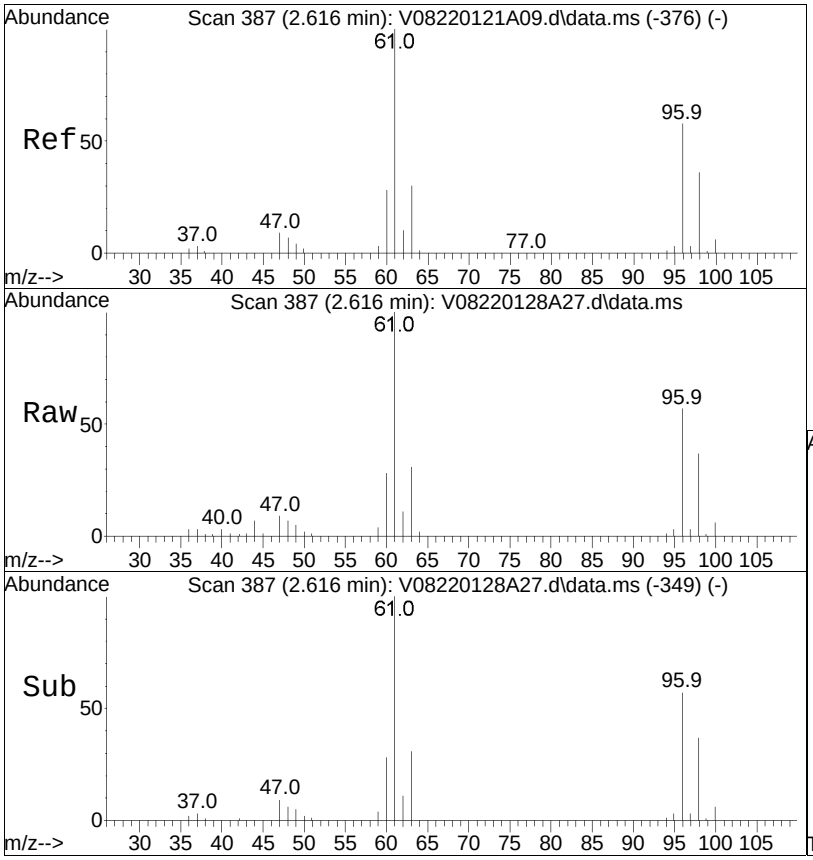

#18
trans-1,2-Dichloroethene
Concen: 9.16 ug/L
RT: 2.616 min Scan# 387
Delta R.T. -0.000 min
Lab File: V08220128A27.d
Acq: 28 Jan 2022 8:26 pm

Tgt Ion: 96 Resp: 44202

Ion	Ratio	Lower	Upper
96	100		
61	176.3	124.0	257.6
98	63.1	41.2	85.6
63	54.9	38.4	79.7

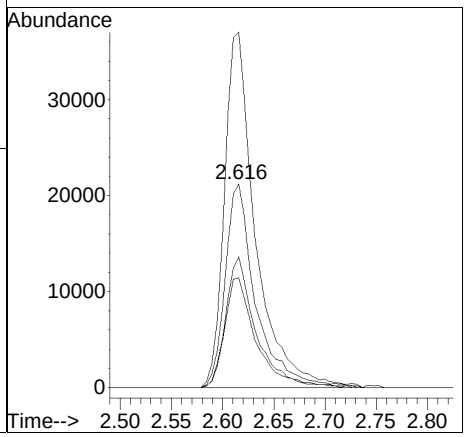

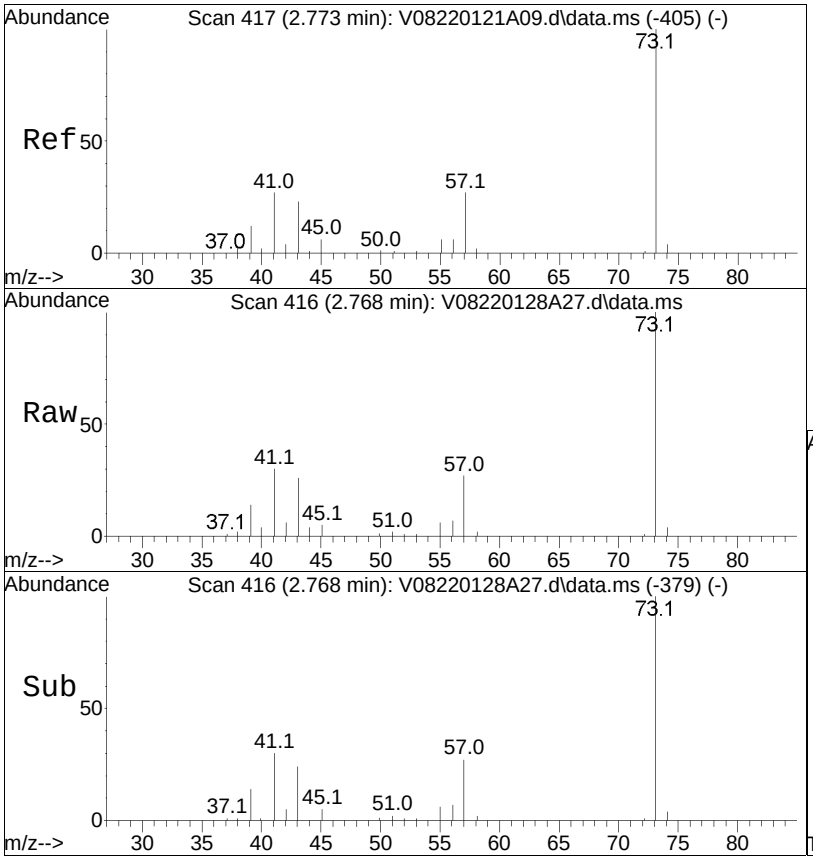

#20
Methyl tert-butyl ether
Concen: 7.50 ug/L
RT: 2.768 min Scan# 416
Delta R.T. -0.005 min
Lab File: V08220128A27.d
Acq: 28 Jan 2022 8:26 pm

Tgt Ion: 73 Resp: 89426

Ion	Ratio	Lower	Upper
73	100		
57	27.4	17.5	36.3
43	25.2	15.3	31.9
41	29.7	15.3	31.7

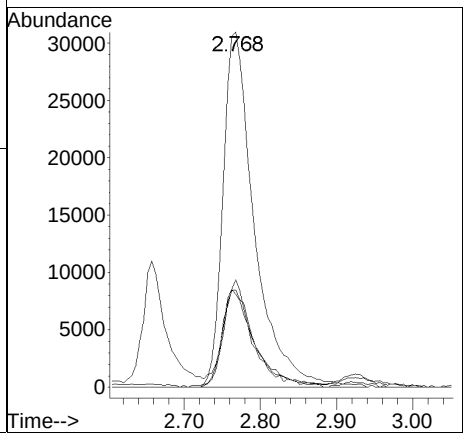

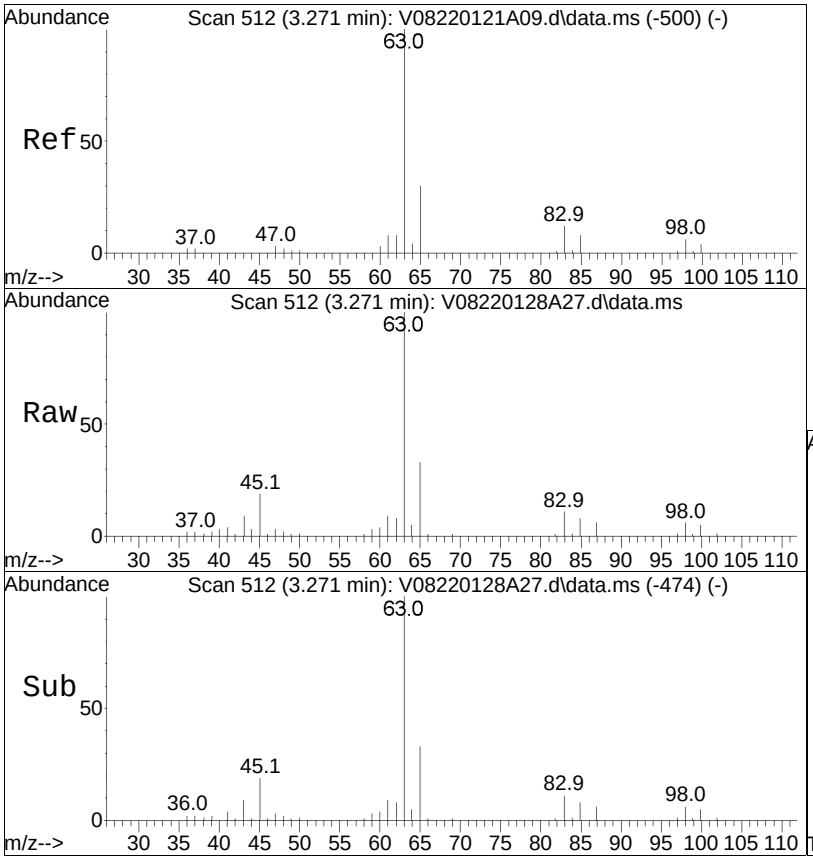

#23
1,1-Dichloroethane
Concen: 9.44 ug/L
RT: 3.271 min Scan# 512
Delta R.T. 0.000 min
Lab File: V08220128A27.d
Acq: 28 Jan 2022 8:26 pm

Tgt Ion: 63 Resp: 90256

Ion	Ratio	Lower	Upper
63	100		
65	30.9	11.0	51.0
83	11.6	0.0	31.8

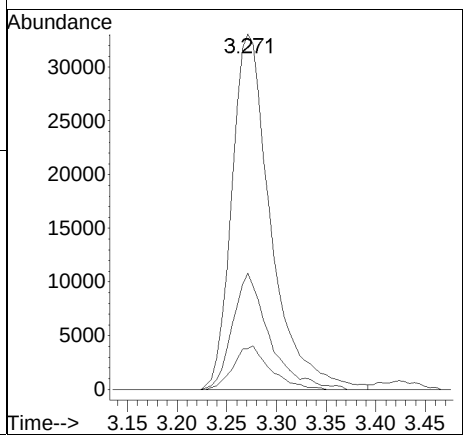

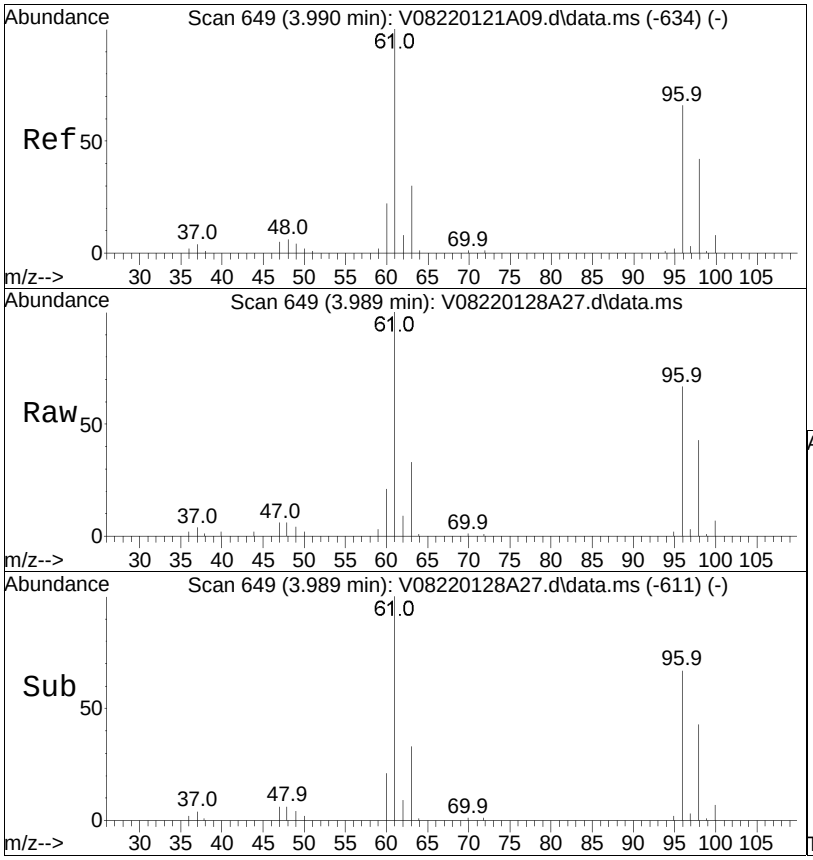

#28
cis-1,2-Dichloroethene
Concen: 14.19 ug/L
RT: 3.989 min Scan# 649
Delta R.T. -0.001 min
Lab File: V08220128A27.d
Acq: 28 Jan 2022 8:26 pm

Tgt Ion: 96 Resp: 73007

Ion	Ratio	Lower	Upper
96	100		
61	154.8	149.4	224.2
98	63.9	53.4	80.2

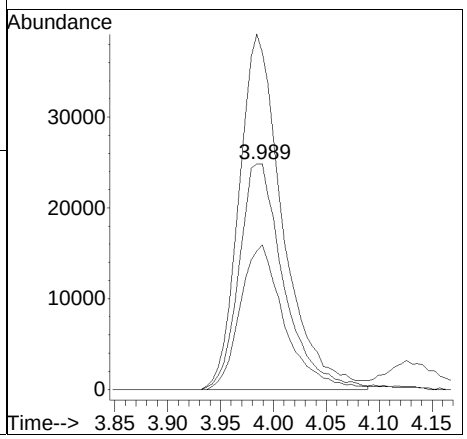

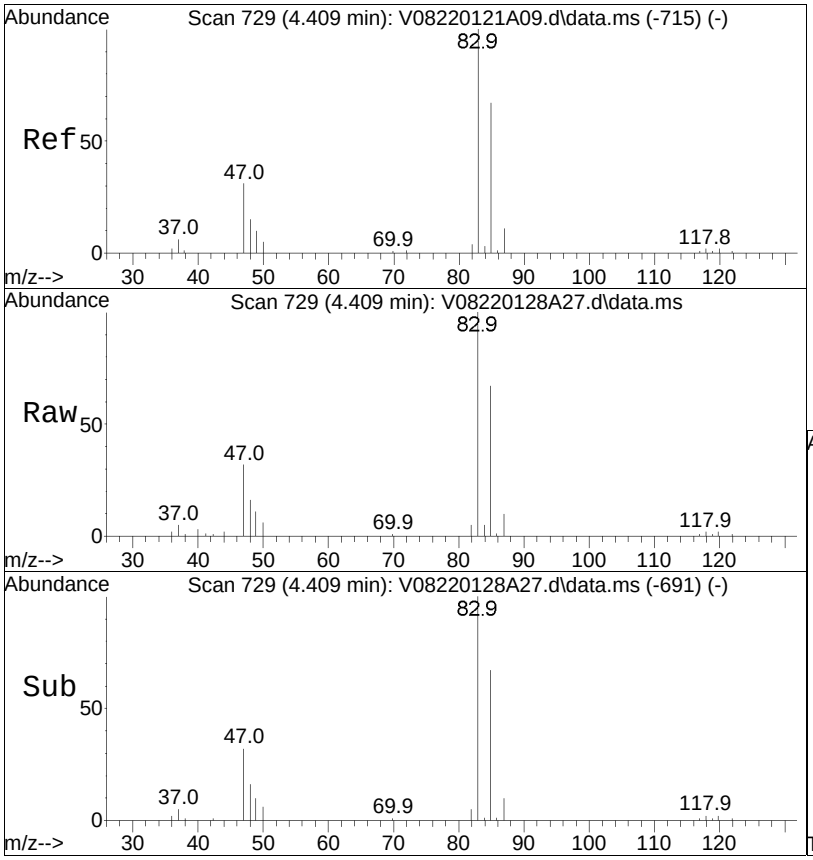

#32
Chloroform
Concen: 9.18 ug/L
RT: 4.409 min Scan# 729
Delta R.T. -0.000 min
Lab File: V08220128A27.d
Acq: 28 Jan 2022 8:26 pm

Tgt Ion: 83 Resp: 78963

Ion	Ratio	Lower	Upper
83	100		
85	67.0	41.5	86.1
47	32.9	19.0	39.4
48	16.0	9.9	20.5

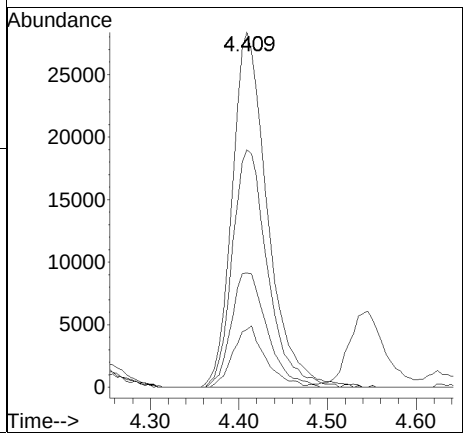

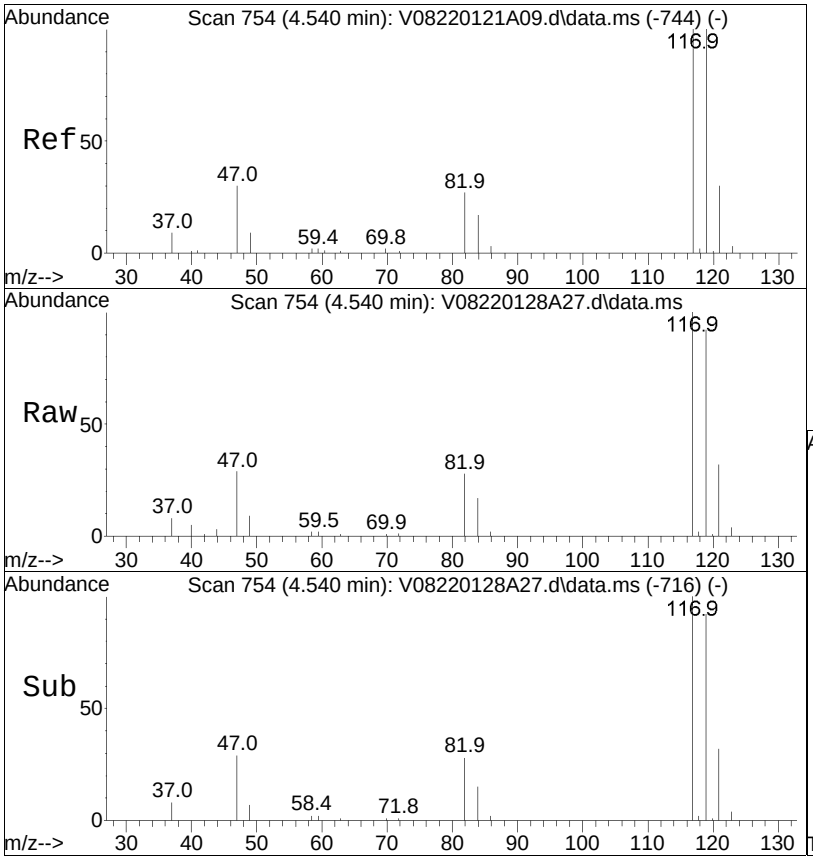

#34
Carbon tetrachloride
Concen: 9.56 ug/L
RT: 4.540 min Scan# 754
Delta R.T. -0.000 min
Lab File: V08220128A27.d
Acq: 28 Jan 2022 8:26 pm

Tgt Ion:117 Resp: 57640

Ion	Ratio	Lower	Upper
117	100		
119	95.1	62.4	129.6
121	30.7	19.5	40.5
82	25.4	17.0	35.4

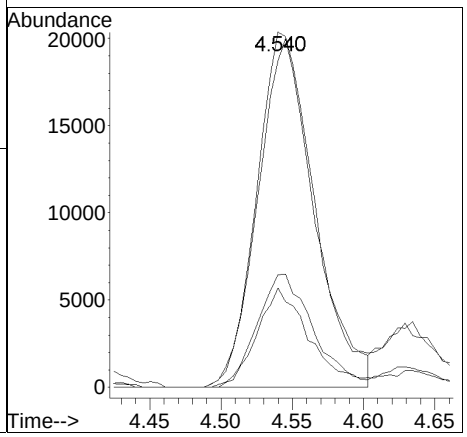

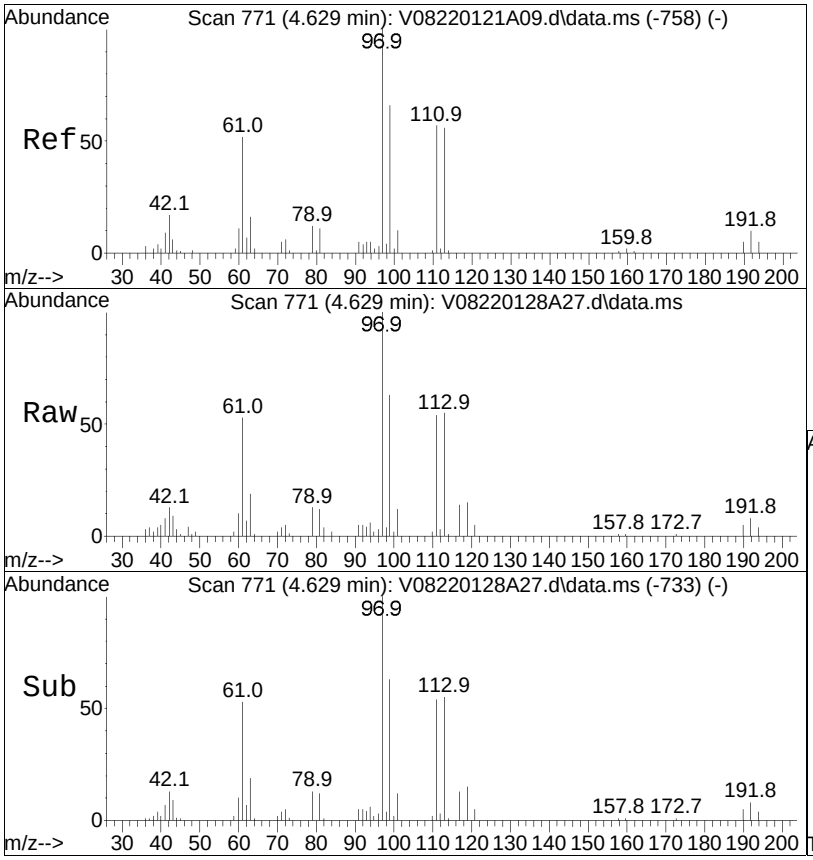

#37
1,1,1-Trichloroethane
Concen: 9.14 ug/L
RT: 4.629 min Scan# 771
Delta R.T. 0.000 min
Lab File: V08220128A27.d
Acq: 28 Jan 2022 8:26 pm

Tgt Ion: 97 Resp: 67052

Ion	Ratio	Lower	Upper
97	100		
99	64.1	40.7	84.5
61	59.8	35.4	73.4
63	17.2	5.0	10.4#

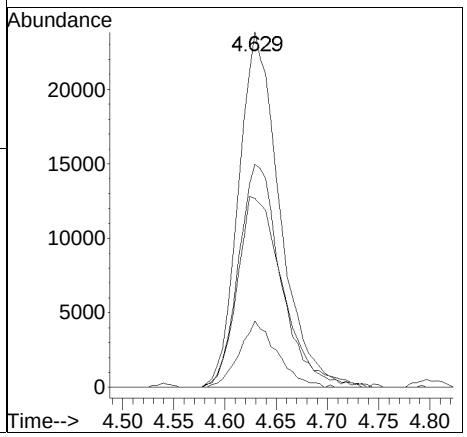

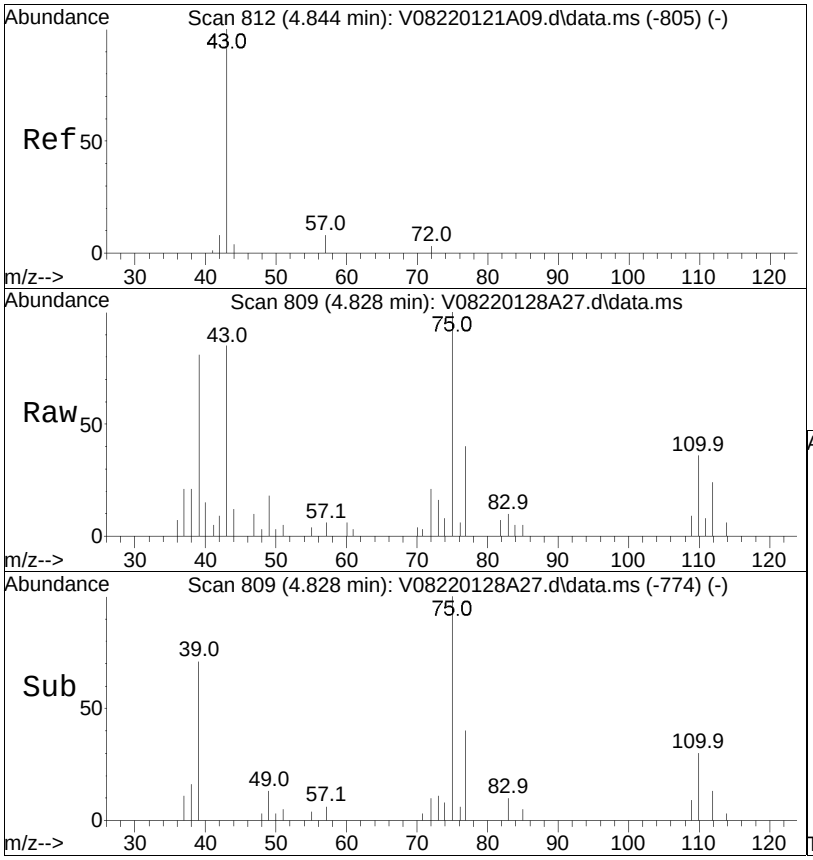

#39
2-Butanone
Concen: 6.82 ug/L
RT: 4.828 min Scan# 809
Delta R.T. -0.016 min
Lab File: V08220128A27.d
Acq: 28 Jan 2022 8:26 pm

Tgt Ion: 43 Resp: 12860

Ion	Ratio	Lower	Upper
43	100		
72	38.7	10.9	16.3#

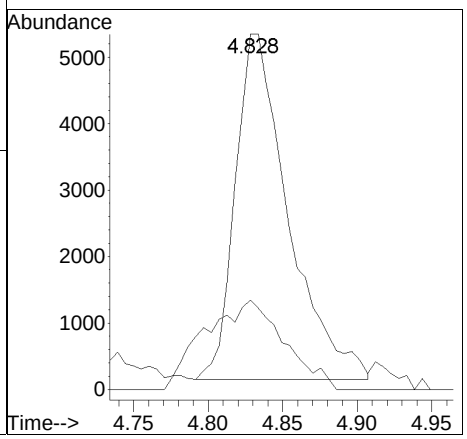

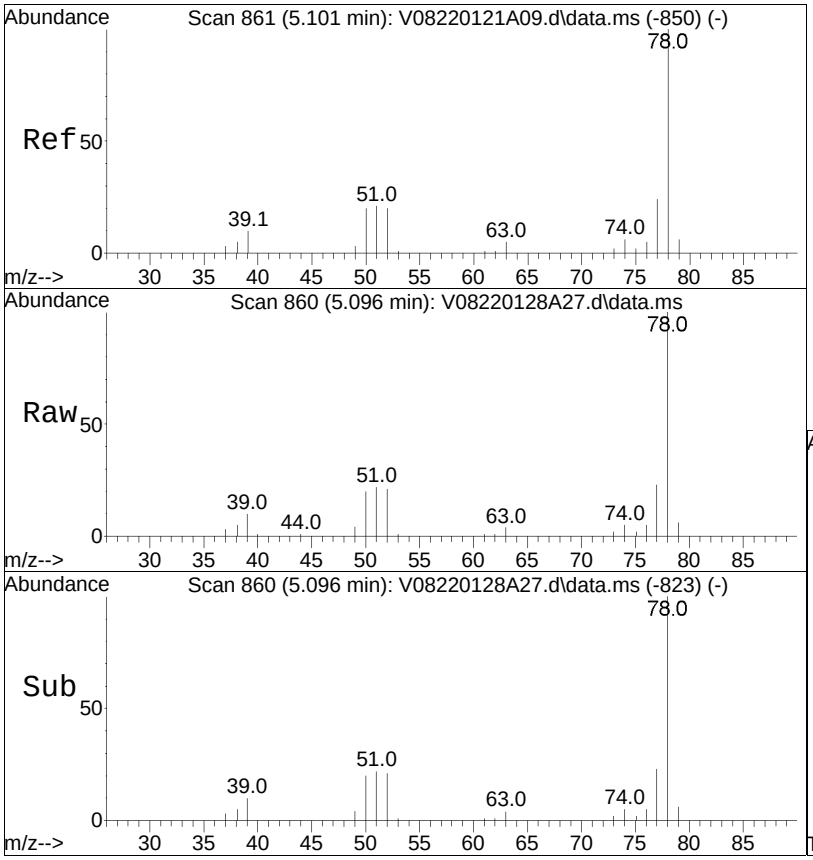

#41
Benzene
Concen: 9.57 ug/L
RT: 5.096 min Scan# 860
Delta R.T. -0.005 min
Lab File: V08220128A27.d
Acq: 28 Jan 2022 8:26 pm

Tgt Ion: 78 Resp: 174628

Ion	Ratio	Lower	Upper
78	100		
77	23.7	15.7	32.7
51	22.5	16.0	33.2
52	21.3	15.3	31.9

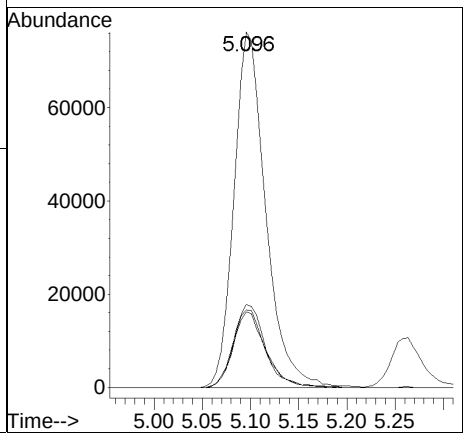

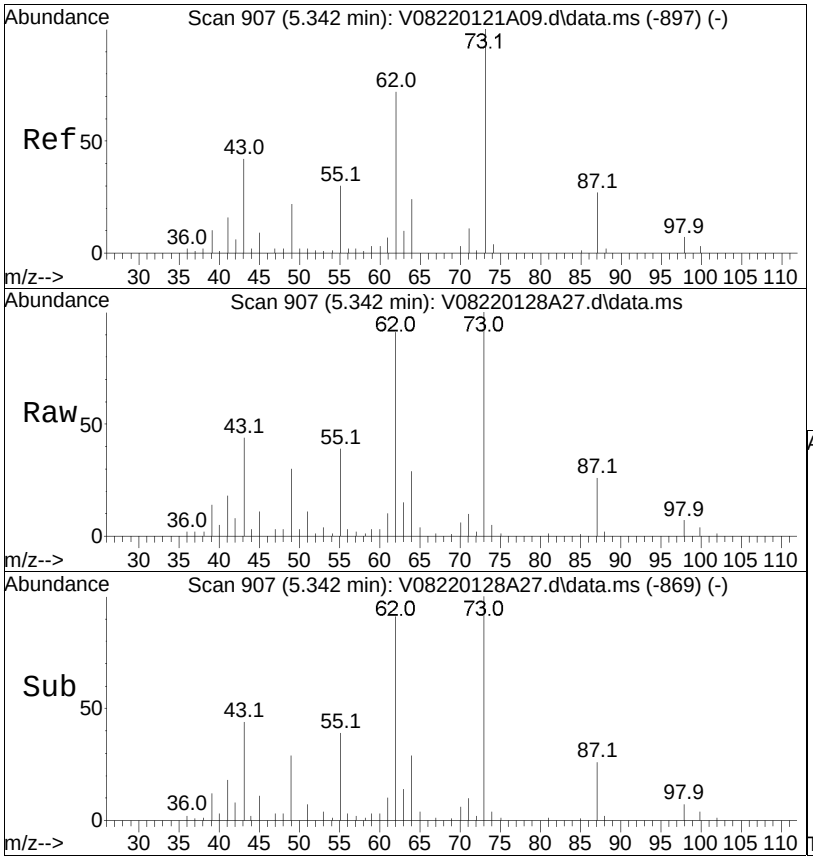

#44
1,2-Dichloroethane
Concen: 8.67 ug/L
RT: 5.342 min Scan# 907
Delta R.T. 0.000 min
Lab File: V08220128A27.d
Acq: 28 Jan 2022 8:26 pm

Tgt Ion: 62 Resp: 60867

Ion	Ratio	Lower	Upper
62	100		
64	32.6	11.2	51.2
98	8.2	0.0	26.1

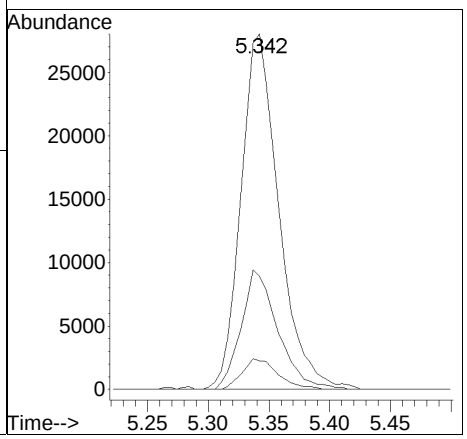

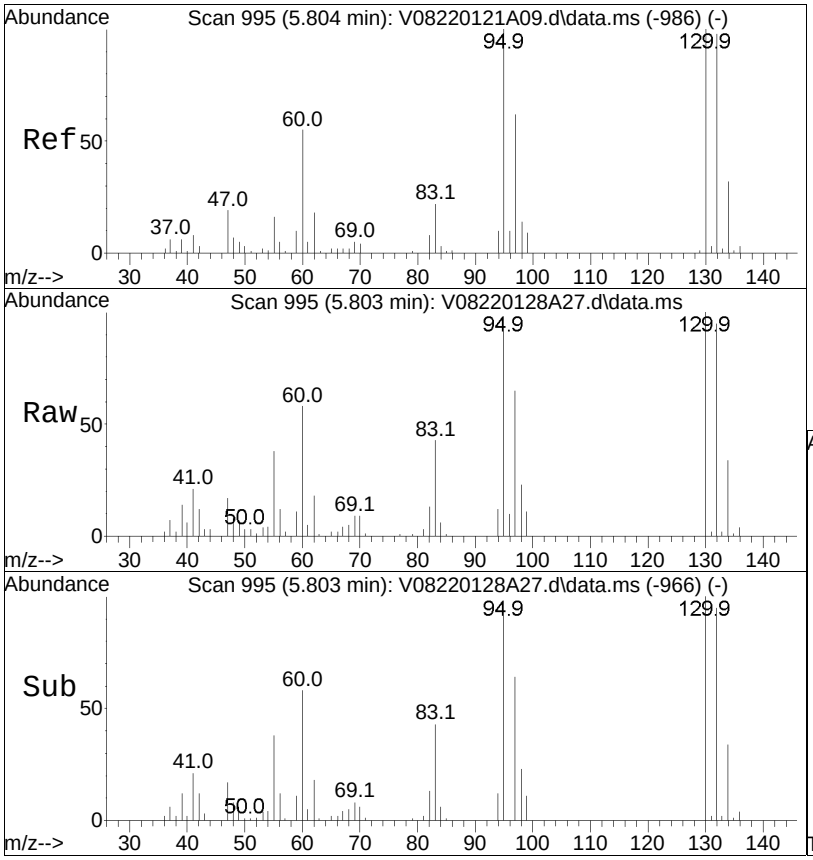

#48
Trichloroethene
Concen: 9.48 ug/L
RT: 5.803 min Scan# 995
Delta R.T. -0.001 min
Lab File: V08220128A27.d
Acq: 28 Jan 2022 8:26 pm

Tgt Ion: 95 Resp: 44131

Ion	Ratio	Lower	Upper
95	100		
97	68.9	55.5	83.3
130	103.3	76.6	115.0

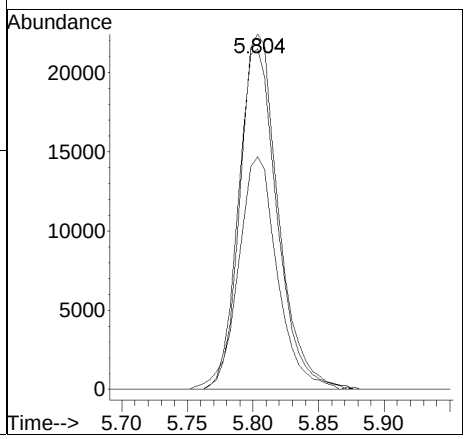

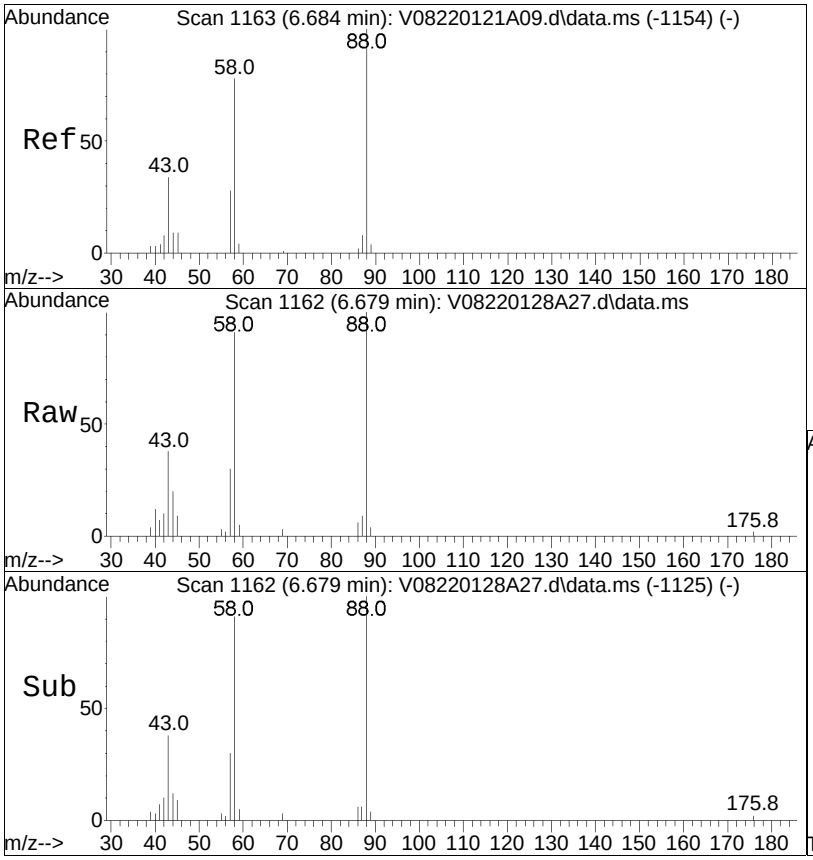

#57
1,4-Dioxane
Concen: 388.23 ug/L
RT: 6.679 min Scan# 1162
Delta R.T. -0.005 min
Lab File: V08220128A27.d
Acq: 28 Jan 2022 8:26 pm

Tgt Ion: 88 Resp: 13688

Ion	Ratio	Lower	Upper
88	100		
58	87.3	76.7	115.1
43	40.1	36.2	54.2

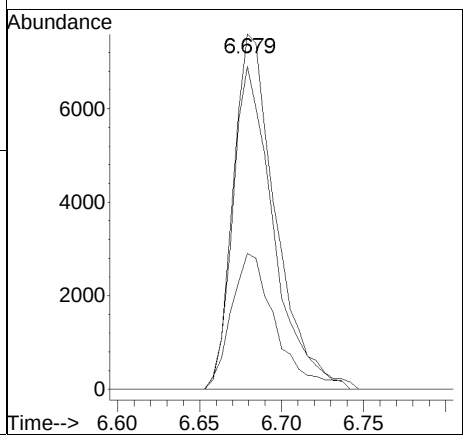

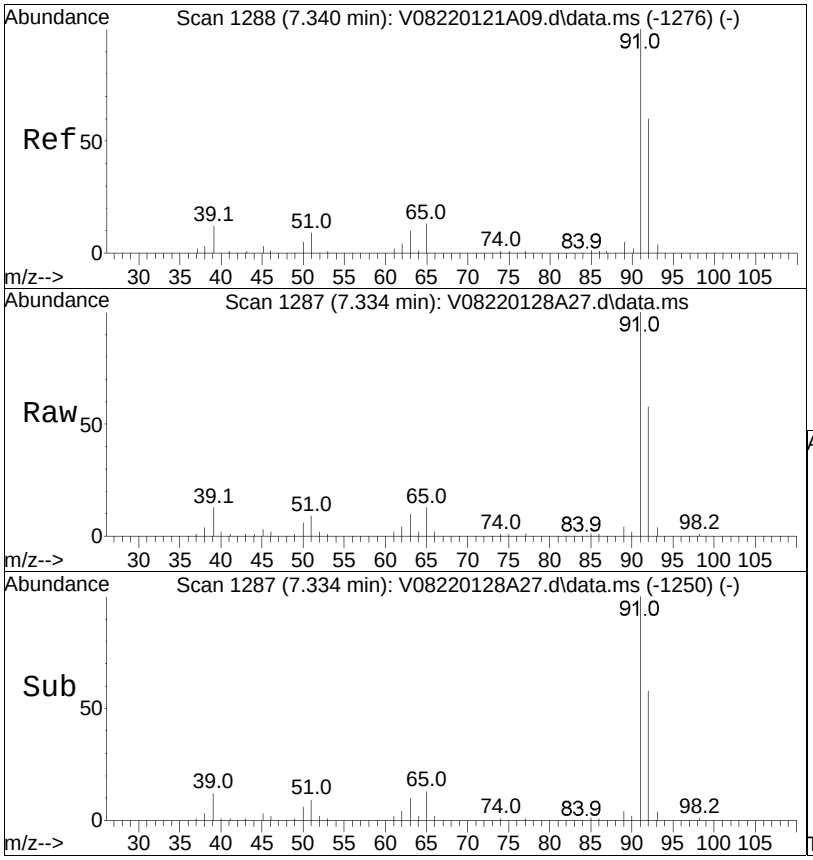

#61
Toluene
Concen: 9.23 ug/L
RT: 7.334 min Scan# 1287
Delta R.T. -0.006 min
Lab File: V08220128A27.d
Acq: 28 Jan 2022 8:26 pm

Tgt Ion: 92 Resp: 103375

Ion	Ratio	Lower	Upper
92	100		
91	171.7	139.8	209.6

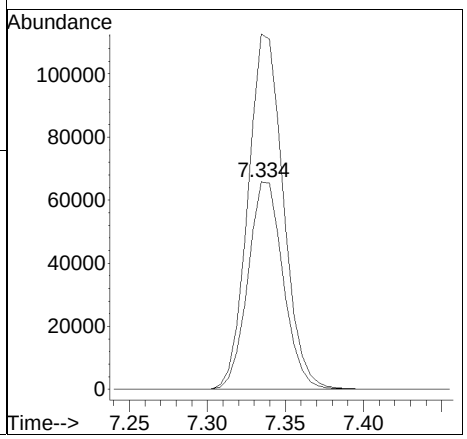

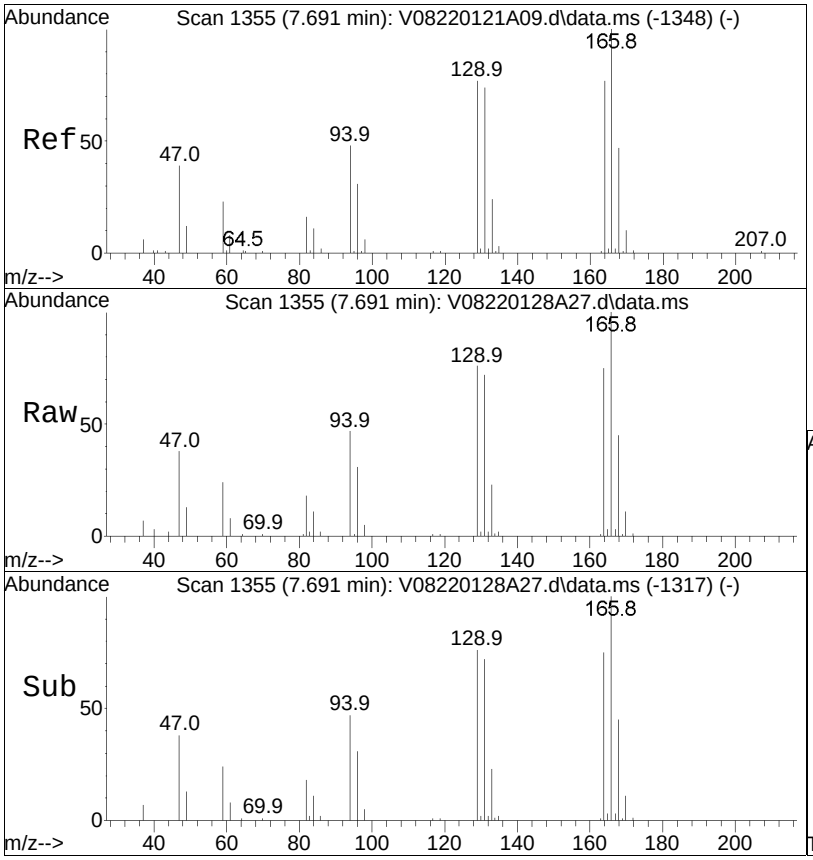

#63
Tetrachloroethene
Concen: 9.29 ug/L
RT: 7.691 min Scan# 1355
Delta R.T. -0.000 min
Lab File: V08220128A27.d
Acq: 28 Jan 2022 8:26 pm

Tgt Ion:166 Resp: 43235

Ion	Ratio	Lower	Upper
166	100		
168	46.3	28.2	68.2
94	50.0	38.4	78.4

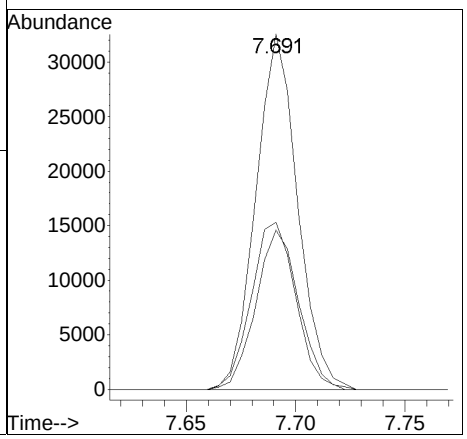

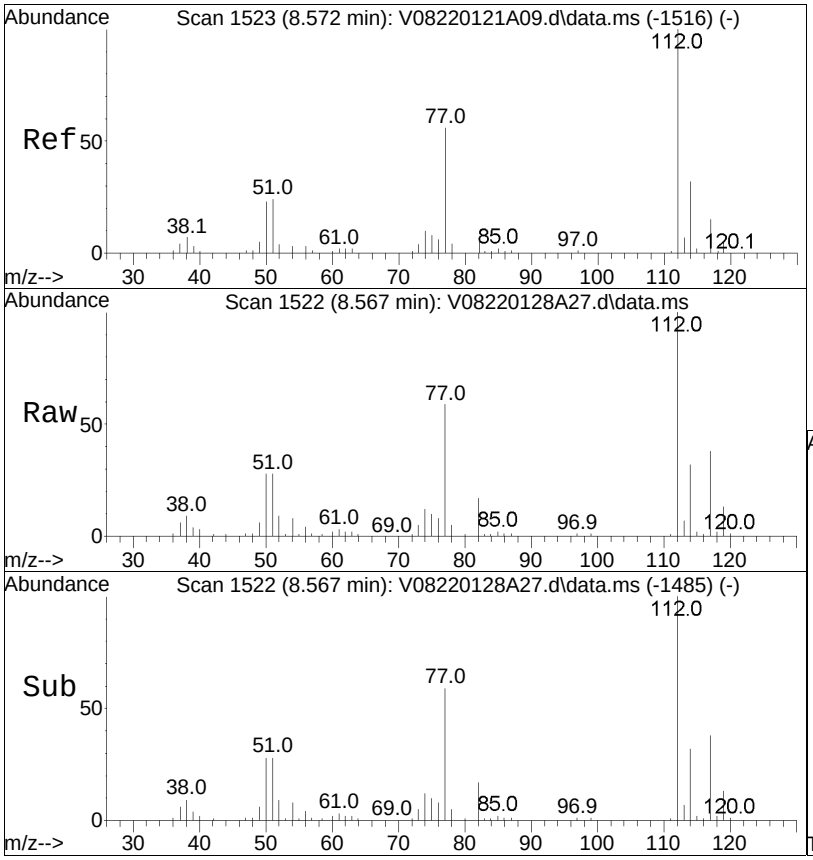

#73
Chlorobenzene
Concen: 9.00 ug/L
RT: 8.567 min Scan# 1522
Delta R.T. -0.005 min
Lab File: V08220128A27.d
Acq: 28 Jan 2022 8:26 pm

Tgt Ion:112 Resp: 113638

Ion	Ratio	Lower	Upper
112	100		
77	59.1	55.4	83.0
114	32.3	25.4	38.2

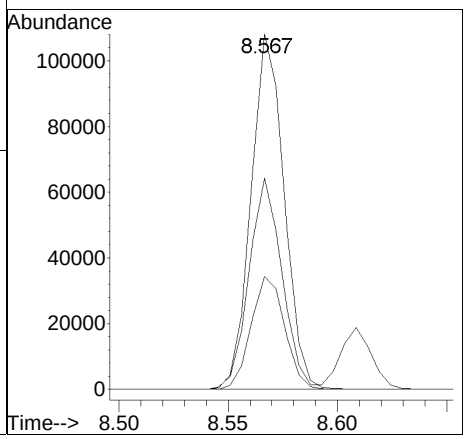

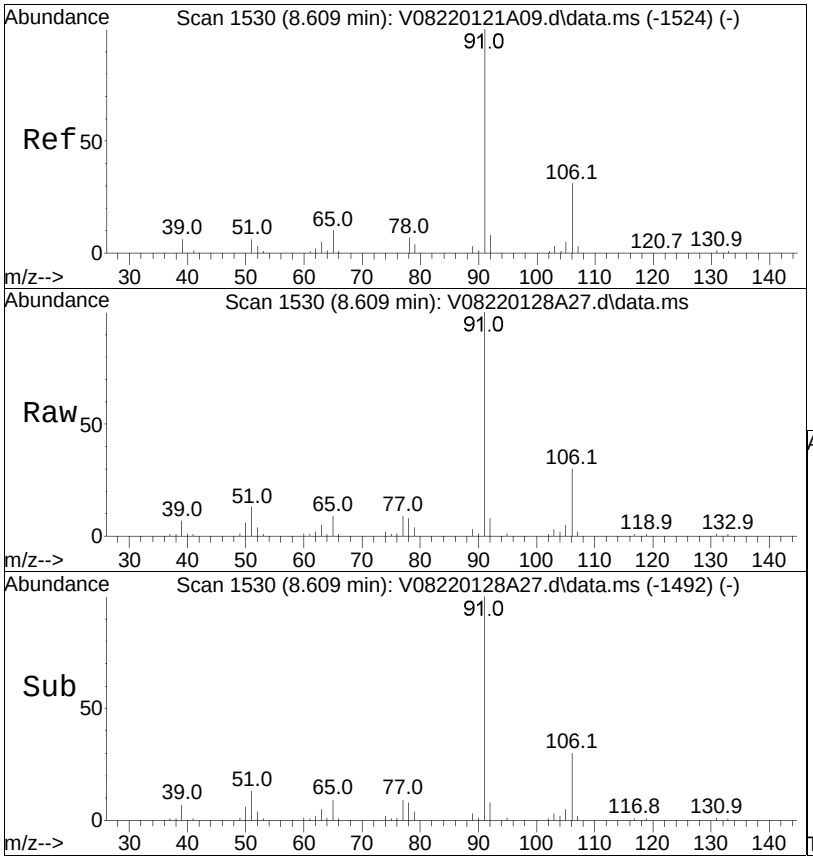

#74
Ethylbenzene
Concen: 9.35 ug/L
RT: 8.609 min Scan# 1530
Delta R.T. -0.000 min
Lab File: V08220128A27.d
Acq: 28 Jan 2022 8:26 pm

Tgt Ion: 91 Resp: 200734

Ion	Ratio	Lower	Upper
91	100		
106	30.9	24.3	36.5

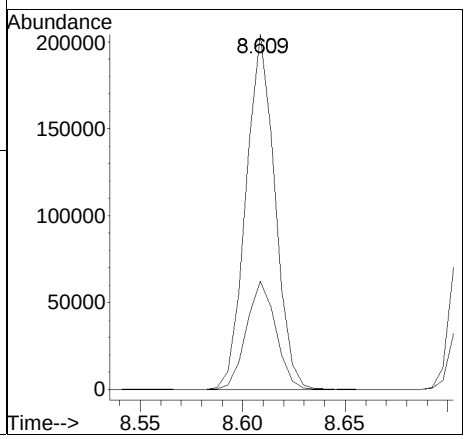

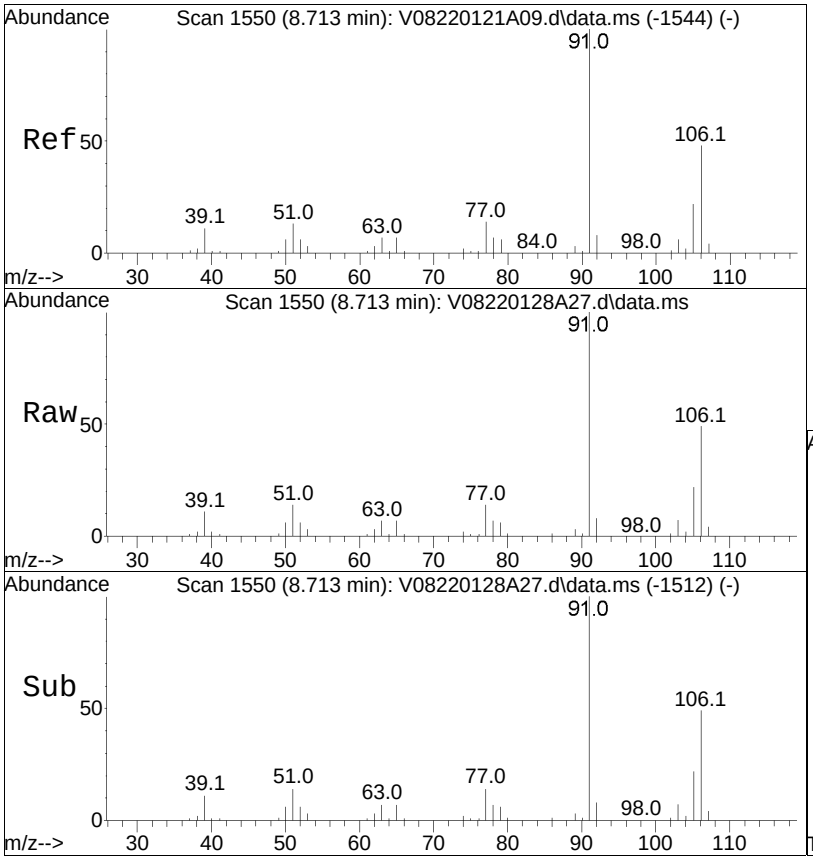

#76
p/m Xylene
Concen: 18.77 ug/L
RT: 8.713 min Scan# 1550
Delta R.T. 0.000 min
Lab File: V08220128A27.d
Acq: 28 Jan 2022 8:26 pm

Tgt Ion:106 Resp: 155401

Ion	Ratio	Lower	Upper
106	100		
91	201.4	166.4	249.6

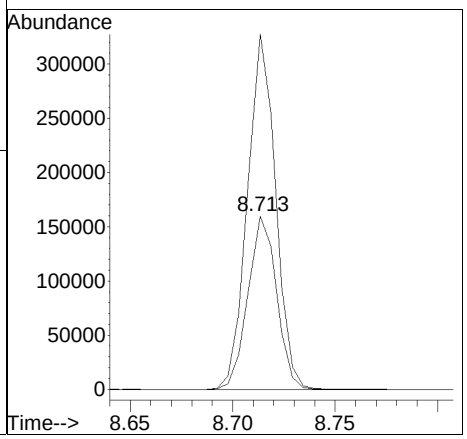

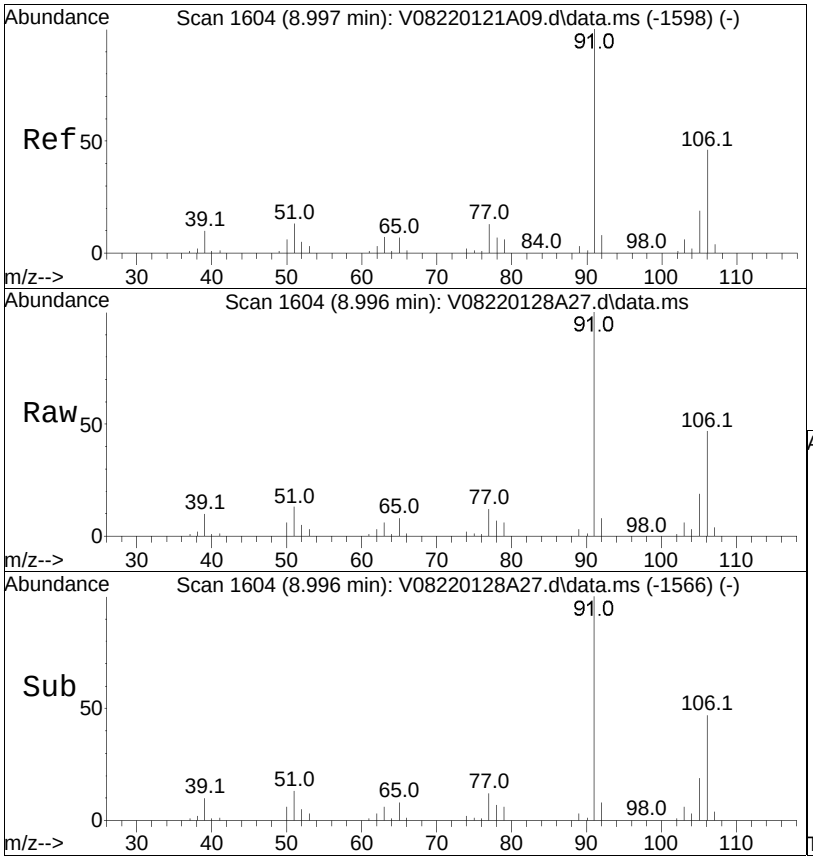

#77
o Xylene
Concen: 18.51 ug/L
RT: 8.996 min Scan# 1604
Delta R.T. -0.001 min
Lab File: V08220128A27.d
Acq: 28 Jan 2022 8:26 pm

Tgt Ion:106 Resp: 147086

Ion	Ratio	Lower	Upper
106	100		
91	213.8	182.6	273.8

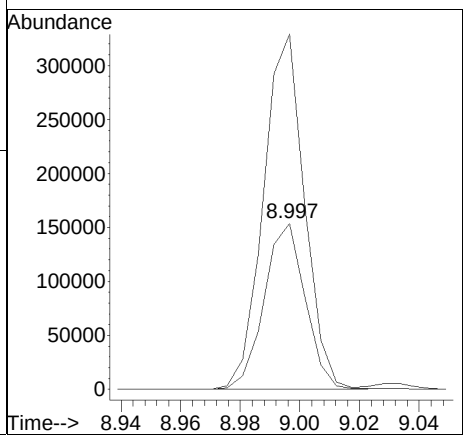

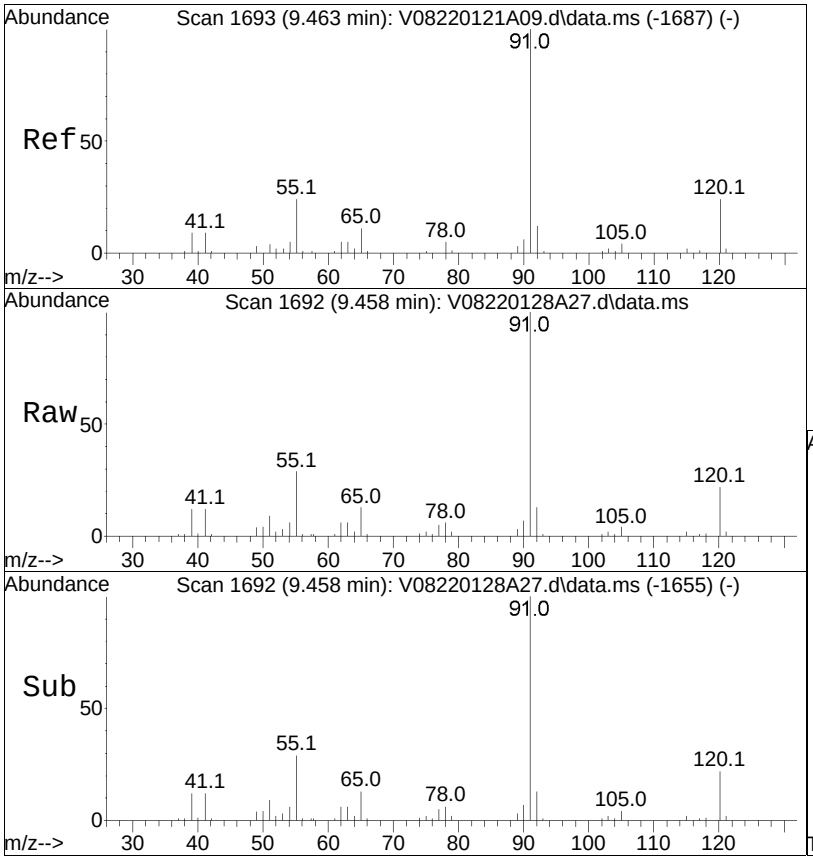

#85
n-Propylbenzene
Concen: 9.60 ug/L
RT: 9.458 min Scan# 1692
Delta R.T. -0.005 min
Lab File: V08220128A27.d
Acq: 28 Jan 2022 8:26 pm

Tgt Ion: 91 Resp: 243452

Ion	Ratio	Lower	Upper
91	100		
120	22.4	17.0	25.6

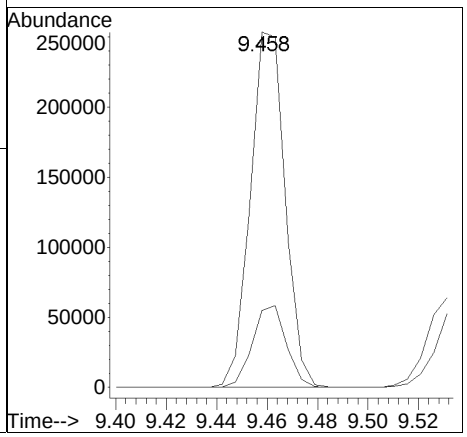

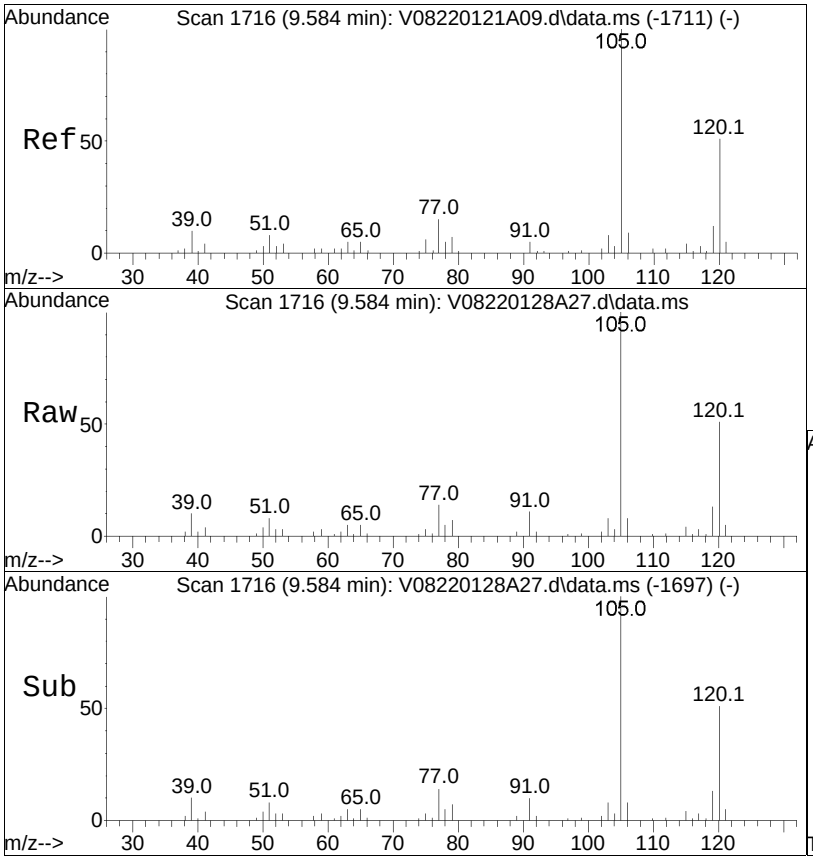

#90
1,3,5-Trimethylbenzene
Concen: 9.05 ug/L
RT: 9.584 min Scan# 1716
Delta R.T. -0.000 min
Lab File: V08220128A27.d
Acq: 28 Jan 2022 8:26 pm

Tgt Ion:105 Resp: 159874

Ion	Ratio	Lower	Upper
105	100		
120	50.5	34.8	52.2

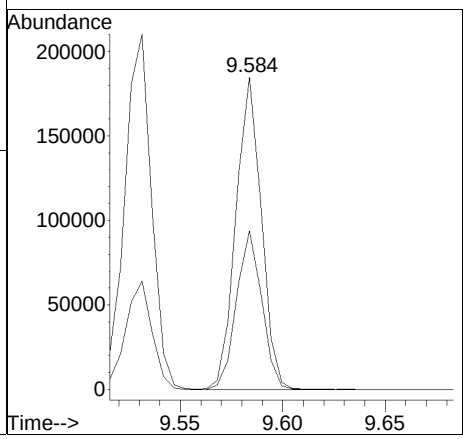

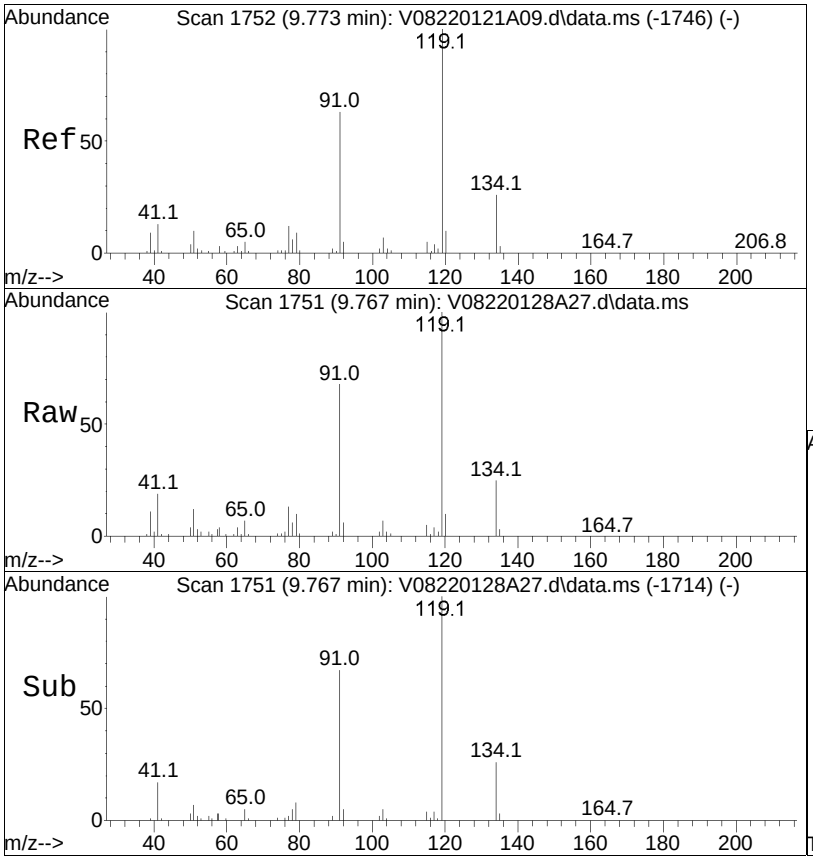

#94
tert-Butylbenzene
Concen: 9.17 ug/L
RT: 9.767 min Scan# 1751
Delta R.T. -0.006 min
Lab File: V08220128A27.d
Acq: 28 Jan 2022 8:26 pm

Tgt Ion:119 Resp: 142962

Ion	Ratio	Lower	Upper
119	100		
91	66.1	51.4	77.2
134	25.3	18.3	27.5

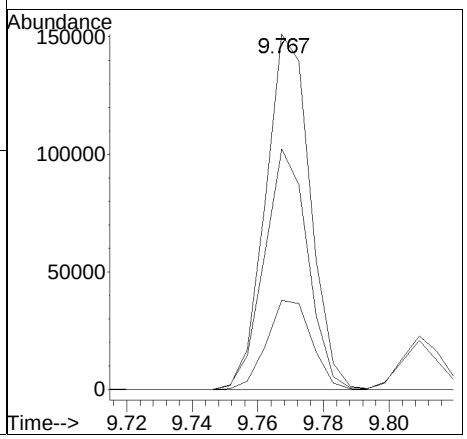

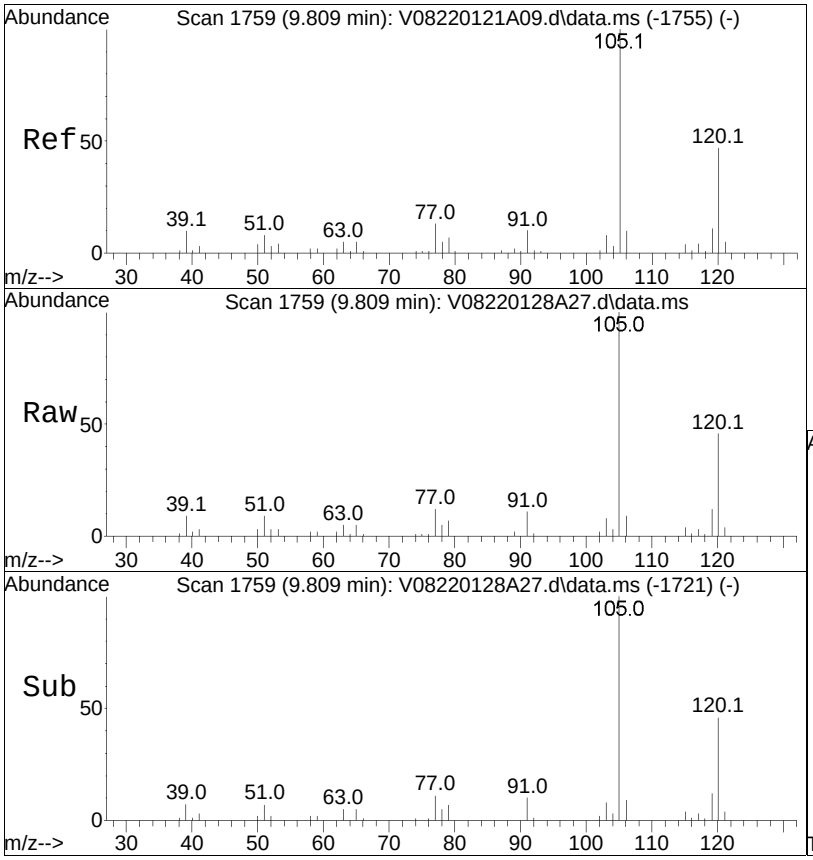

#97
1,2,4-Trimethylbenzene
Concen: 8.77 ug/L
RT: 9.809 min Scan# 1759
Delta R.T. 0.000 min
Lab File: V08220128A27.d
Acq: 28 Jan 2022 8:26 pm

Tgt Ion:105 Resp: 154257

Ion	Ratio	Lower	Upper
105	100		
120	47.2	33.4	50.0

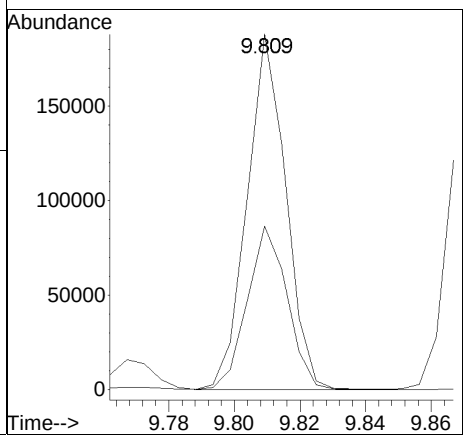

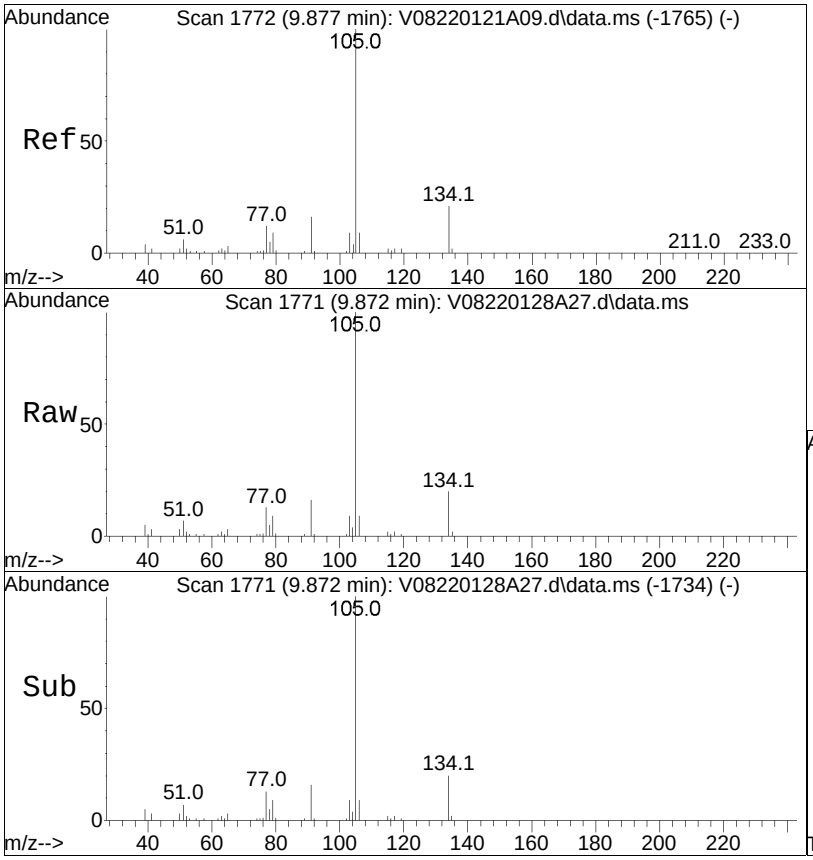

#98
sec-Butylbenzene
Concen: 9.63 ug/L
RT: 9.872 min Scan# 1771
Delta R.T. -0.005 min
Lab File: V08220128A27.d
Acq: 28 Jan 2022 8:26 pm

Tgt Ion:105 Resp: 219600

Ion	Ratio	Lower	Upper
105	100		
134	20.5	12.5	26.1

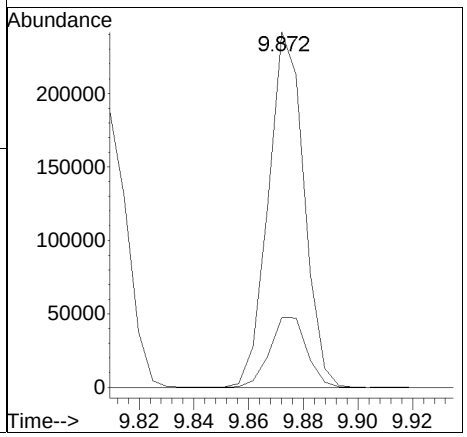

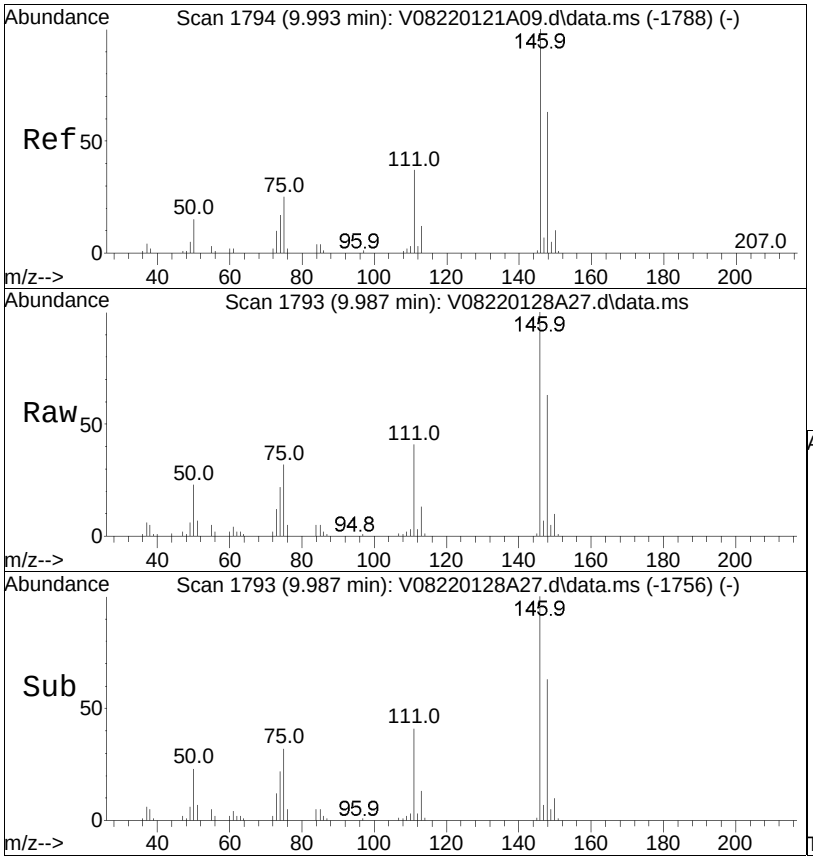

#100
1,3-Dichlorobenzene
Concen: 8.97 ug/L
RT: 9.987 min Scan# 1793
Delta R.T. -0.006 min
Lab File: V08220128A27.d
Acq: 28 Jan 2022 8:26 pm

Tgt Ion:146 Resp: 90643

Ion	Ratio	Lower	Upper
146	100		
111	41.2	27.5	57.1
148	64.1	41.9	86.9

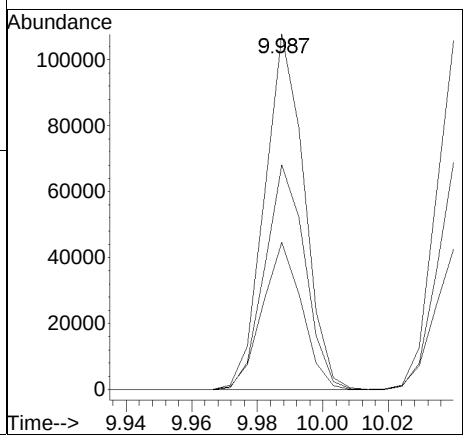

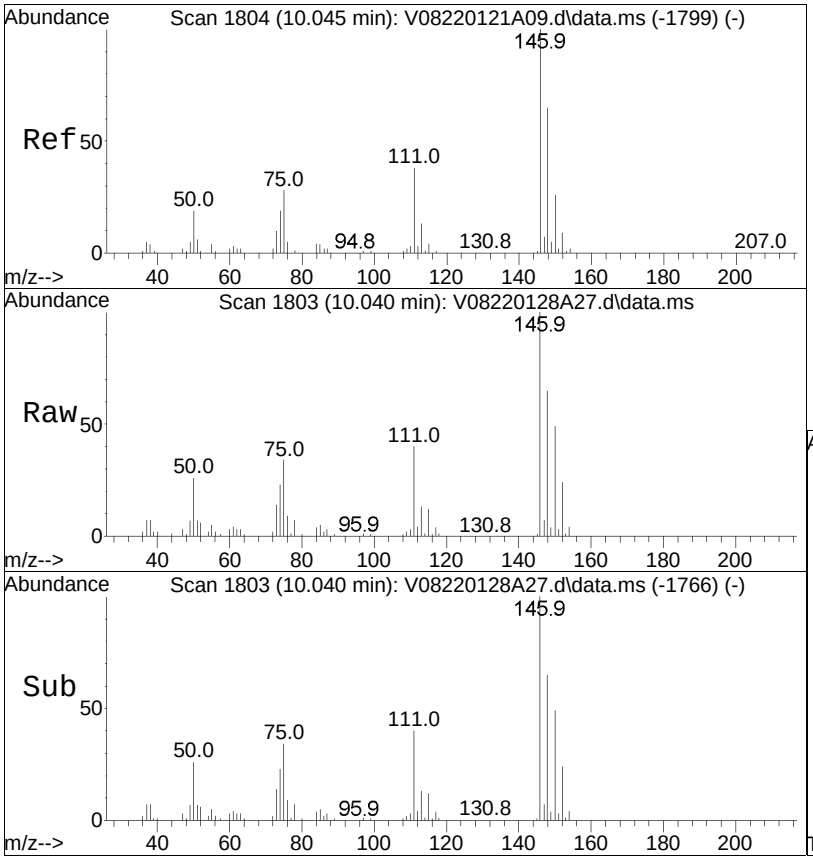

#101
1,4-Dichlorobenzene
Concen: 8.77 ug/L
RT: 10.040 min Scan# 1803
Delta R.T. -0.005 min
Lab File: V08220128A27.d
Acq: 28 Jan 2022 8:26 pm

Tgt Ion:146 Resp: 89248

Ion	Ratio	Lower	Upper
146	100		
111	39.9	32.3	48.5
148	63.9	49.9	74.9

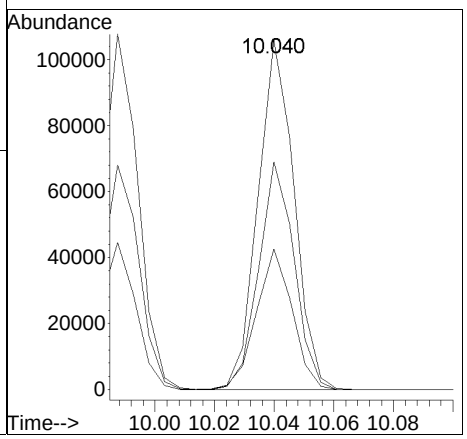

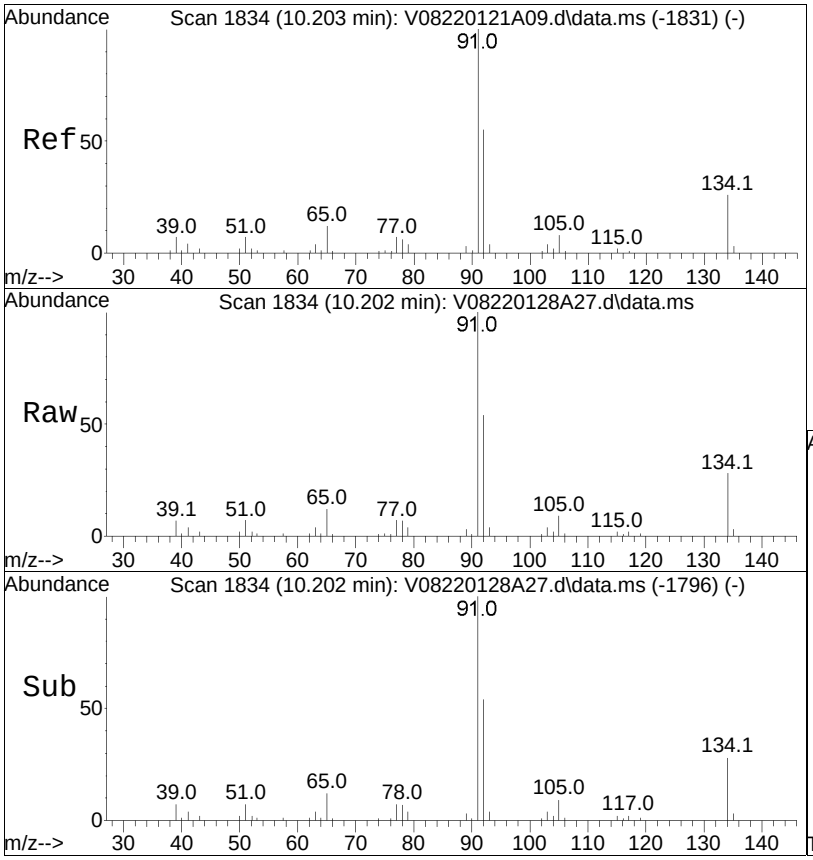

#103
n-Butylbenzene
Concen: 9.49 ug/L
RT: 10.202 min Scan# 1834
Delta R.T. -0.001 min
Lab File: V08220128A27.d
Acq: 28 Jan 2022 8:26 pm

Tgt Ion: 91 Resp: 165092

Ion	Ratio	Lower	Upper
91	100		
92	53.7	43.0	64.4
134	26.0	19.6	29.4

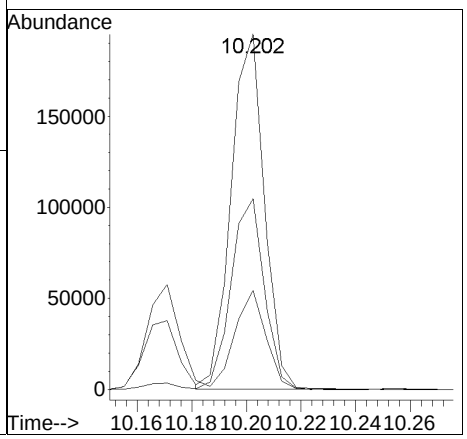

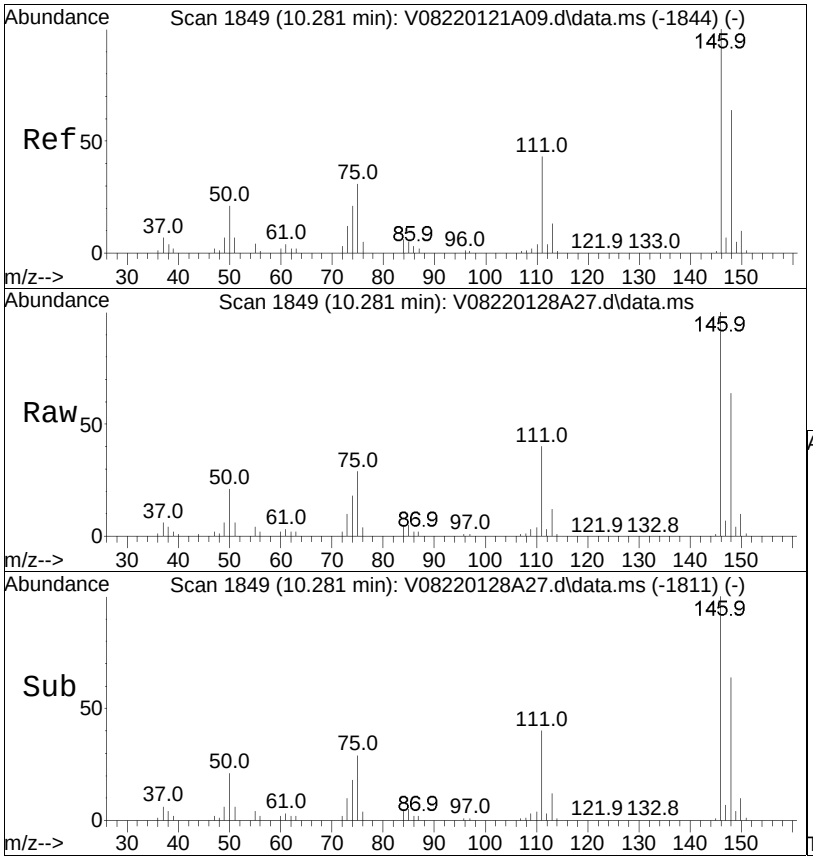

#104
1,2-Dichlorobenzene
Concen: 8.99 ug/L
RT: 10.281 min Scan# 1849
Delta R.T. 0.000 min
Lab File: V08220128A27.d
Acq: 28 Jan 2022 8:26 pm

Tgt Ion:146 Resp: 84668

Ion	Ratio	Lower	Upper
146	100		
111	40.8	28.3	58.7
148	62.2	42.3	87.8

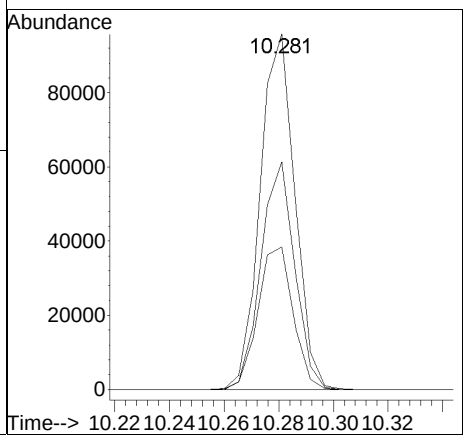

Manual Integration Report

Data Path	: I:\VOLATILES\VOA108\2022\2	QMethod	: V108_220121A_8260.m
Data File	: V08220128A27.d	Operator	: VOA108:NLK
Date Inj'd	: 1/28/2022 8:26 pm	Instrument	: VOA 108
Sample	: WG1600155-7,31,10,10,,A2,P	Quant Date	: 1/31/2022 1:54 pm

There are no manual integrations or false positives in this file.

Calculation of Volatile Organic Compounds

Aqueous Concentration Formula: Amt * DF * Uf * (1/Vo)

Where:
DF = Dilution Factor
Vo = Sample Volume Purged (mL)
Uf = ng Unit Correction Factor (mL)

Soil Concentration Formula: Amt * DF * (1/Wt)

Where:
DF = Dilution Factor
Wt = Weight of Sample (g)

ALPHA ANALYTICAL LABORATORIES, INC.

Alpha WORK GROUP REPORT (wk02)

Feb 01 2022, 12:34 pm

Work Group: WG1600155 for Department: 31 GC/MS - Volatiles

Created: 01-FEB-22 Due: Operator: mv

Sample	Client ID	C	Product	Matrix	Stat	UA	HOLD	DUE	PR	Location
L2204289-01	MW-23	S	NYTCL-8260	WATER	DONE	U	0209	0201	S0	Vial-B
L2204289-02	MW-21	S	NYTCL-8260	WATER	DONE	U	0209	0201	S0	Vial-B
L2204289-03	DUP_01262022	S	NYTCL-8260	WATER	DONE	U	0209	0201	S0	Vial-B
L2204289-05	MW-20	S	NYTCL-8260	WATER	DONE	U	0209	0201	S0	Vial-B
L2204289-06	MW-10	S	NYTCL-8260	WATER	DONE	U	0209	0201	S0	Vial-B
L2204289-07	FB-01262022	S	NYTCL-8260	WATER	DONE	U	0209	0201	S0	Vial-B
L2204289-08	MW-25I	S	NYTCL-8260	WATER	DONE	U	0209	0201	S0	Vial-B
L2204289-09	TB-01262022	S	NYTCL-8260	WATER	DONE	U	0209	0201	S0	Vial-B
L2204289-10	MW-D2I	S	NYTCL-8260	WATER	DONE	U	0209	0201	S0	Vial-B
L2204355-09	FB02_012622	S	NYTCL-8260	WATER	DONE	U	0209	0201	S0	Vial-B
WG1600155-1	MS BFB Tune Standard	S	NYTCL-8260	WATER	DONE	U				
WG1600155-2	Continuing Calibrati	S	NYTCL-8260	WATER	DONE	U				
WG1600155-3	Laboratory Control S	S	NYTCL-8260	WATER	DONE	U				
WG1600155-4	LCS Duplicate	S	NYTCL-8260	WATER	DONE	U				
WG1600155-5	Laboratory Method Bl	S	NYTCL-8260	WATER	DONE	U				
WG1600155-6	Matrix Spike	S	NYTCL-8260	WATER	DONE	U				
WG1600155-7	Matrix Spike Duplica	S	NYTCL-8260	WATER	DONE	U				

Comments:

WG1600155-4	WG1600155-3
WG1600155-6	L2204289-01
WG1600155-7	L2204289-01

ALPHA ANALYTICAL LABORATORIES, INC.

Alpha WORK GROUP REPORT (wk02)

Feb 01 2022, 12:34 pm

Work Group: WG1600175 for Department: 31 GC/MS - Volatiles

Created: 01-FEB-22 Due: Operator: mv

Sample	Client ID	C	Product	Matrix	Stat	UA	HOLD	DUE	PR	Location
L2204289-04	MW-24I	S	NYTCL-8260	WATER	DONE	U		0209 0201	S0	Vial-B
WG1600175-1	MS BFB Tune Standard	S	NYTCL-8260	WATER	DONE	U				
WG1600175-2	Continuing Calibrati	S	NYTCL-8260	WATER	DONE	U				
WG1600175-3	Laboratory Control S	S	NYTCL-8260	WATER	DONE	U				
WG1600175-4	LCS Duplicate	S	NYTCL-8260	WATER	DONE	U				
WG1600175-5	Laboratory Method Bl	S	NYTCL-8260	WATER	DONE	U				

Comments:

WG1600175-4 WG1600175-3

Method

Inst: VOA108 BFB: V8824 GC: 8260-ATOMX

Initials: TAB IS/SS: V8840 Autosampler: 8260

Date **01/21/22** ICAL: V8841,V8838D Concentrator: 8260

Run **A** ICV: V8792,V8793,V8814,V8798,V8820,V8797 QC: Seq:

Vial	Data File	Sample	pH<2
1	V08220121BFB	BFB	
1	V08220121A01	BLANK	
2	V08220121A02	BLANK	
3	V08220121A03	I8260STD0.19PPB	
4	V08220121A04	I8260STD0.19PPB	
5	V08220121A05	I8260STD0.5PPB	
6	V08220121A06	I8260STD0.5PPB	
7	V08220121A07	I8260STD2PPB	
8	V08220121A08	I8260STD2PPB	
9	V08220121A09	I8260STD10PPB	
10	V08220121A10	I8260STD30PPB	
11	V08220121A11	I8260STD80PPB	
12	V08220121A12	I8260STD120PPB	
13	V08220121A13	I8260STD200PPB	
14	V08220121A14	BLANK	
15	V08220121A15	BLANK	
16	V08220121A16	BLANK	
17	V08220121A17	BLANK	
18	V08220121A18	C8260STD10PPB	
19	V08220121A19	C8260STD10PPB	
20	V08220121A20	BLANK	
21	V08220121A21	BLANK	
22	V08220121A22	MB	
23	V08220121A23	MDL.19	
24	V08220121A24	MDL.5	
25	V08220121A25	MDL2	
26	V08220121A26	BLANK	

Method

Inst: VOA105 BFB: V8824 GC: 8260

Initials: NLK IS/SS: V8843 Autosampler: 8260water10ml

Date: **01/26/22** ICAL: V8838B, V8841 Concentrator: 8260

Run: **A** ICV: V8792, V8793, V8714, V8798, V8820, V8797 QC:_____ Seq:_____

Vial	Data File	sample	pH<2
1	V05220126ABF1	BFB TUNE	
1	V05220126A01	BLK	
2	V05220126A02	BLK	
3	V05220126A03	BLK	
4	V05220126A04	I8260STD0.19PPB	
5	V05220126A05	I8260STD0.19PPB	
6	V05220126A06	I8260STD0.5PPB	
7	V05220126A07	I8260STD0.5PPB	
8	V05220126A08	I8260STD2PPB	
9	V05220126A09	I8260STD2PPB	
10	V05220126A10	I8260STD10PPB	
11	V05220126A11	I8260STD30PPB	
12	V05220126A12	I8260STD80PPB	
13	V05220126A13	I8260STD120PPB	
14	V05220126A14	I8260STD200PPB	
15	V05220126A15	BLK	
16	V05220126A16	BLK	
17	V05220126A17	BLK	
18	V05220126A18	BLK	
19	V05220126A19	C8260STD10PPB	
20	V05220126A20	C8260STD10PPB	
21	V05220126A21	BLK	
22	V05220126A22	BLK	
23	V05220126A23	MDL BLK	
24	V05220126A24	MLD 0.19PPB	
25	V05220126A25	MLD 0.5PPB	
26	V05220126A26	MDL 2PPB	
27	V05220126A27	BLK	

Inst: VOA108 BFB: V8824 Method GC: 8260-ATOMX

Initials: NLK IS/SS: V8840 Autosampler: 8260

Date **01/28/22** ICAL: V8841,V8838C Concentrator: 8260

Run **A** QC: Seq:

Vial	Data File	Sample			pH<2
1	V08220128ABF2	BFB			
1	V08220128A01	8260 CCAL			
2	V08220128A02	8260 CCAL			
3	V08220128A03	8260 CCAL			
4	V08220128A04	BLK			
5	V08220128A05	METHOD BLK			
6	V08220128A06	L2204210-01,31,10,10,,A,R1D	NJ/15	FB	pH<2
7	V08220128A07	L2204355-09,31,10,10,,B,PRI	NYTCL	FB	pH<2
8	V08220128A08	L2202958-10,31,10,10,,A	8260	TB	pH<2
9	V08220128A09	L2202958-17,31,10,10,,A	8260	TB	pH<2
10	V08220128A10	L2202958-11,31,10,10,,A	8260		pH<2
11	V08220128A11	L2202958-12,31,10,10,,A	8260		pH<2
12	V08220128A12	L2202958-13,31,10,10,,A	8260		pH<2
13	V08220128A13	L2202958-14,31,10,10,,A	8260		pH<2
14	V08220128A14	L2202958-15,31,10,10,,A	8260		pH<2
15	V08220128A15	L2202958-16,31,10,10,,A	8260		pH<2
16	V08220128A16	L2204289-01,31,10,10,,A1,PRI	NYTCL		pH<2
17	V08220128A17	L2204289-02,31,10,10,,A,PRI	NYTCL		pH<2
18	V08220128A18	L2204289-03,31,10,10,,A,PRI	NYTCL		pH<2
19	V08220128A19	L2204289-04,31,10,10,,A	NYTCL		pH<2
20	V08220128A20	L2204289-05,31,10,10,,A,PRI	NYTCL		pH<2
21	V08220128A21	L2204289-06,31,10,10,,A,PRI	NYTCL		pH<2
22	V08220128A22	L2204289-07,31,10,10,,A,PRI	NYTCL	FB	pH<2
23	V08220128A23	L2204289-08,31,10,10,,A,PRI	NYTCL		pH<2
24	V08220128A24	L2204289-09,31,10,10,,A,PRI	NYTCL	TB	pH<2
25	V08220128A25	L2204289-10D,31,2.5,10,,A,PRI	NYTCL	FOAM	pH>2
26	V08220128A26	L2204289-01MS,31,10,10,,A,PRI	NYTCL		pH<2
27	V08220128A27	L2204289-01MSD,31,10,10,,A2,PRI	NYTCL		pH<2
28	V08220128A28	BLK			
29	V08220128A29	BLK			
30	V08220128A30	BLANKOUT 165			
31	V08220128A31	BLANKOUT 167			
32	V08220128A32	BLANKOUT 162			
33	V08220128A33	BLANKOUT 163			
34	V08220128A34	BLANKOUT 156			
35	V08220128A35	BLANKOUT 158			
36	V08220128A36	BLANKOUT 159			
37	V08220128A37	BLANKOUT 157			
38	V08220128A38	HSTD			
39	V08220128A39	BLK			
40	V08220128A40	BLK			

Method

Inst: VOA105 BFB: V8824 GC: 8260

Initials: PD IS/SS: V8843 Autosampler: 8260water10ml

Date: **02/01/22** ICAL: V8838B, V8841 Concentrator: 8260

Run: **A** QC:_____ Seq:_____

Vial	Data File	sample		pH<2
1	V05220201ABF1	BFB TUNE 07:11		
1	V05220201A01	8260 CCAL LCS		
2	V05220201A02	8260 CCAL LCSD		
3	V05220201A03	8260 CCAL		
4	V05220201A04	BLK		
5	V05220201A05	METHOD BLK		
6	V05220201A06	I2204289-04d,31,2.0,10,,c	NY/VC	
7	V05220201A07	DSTD		
8	V05220201A08	I2204920-05,31,10,10,,a,pri	NYTCL FB	
9	V05220201A09	I2204920-06,31,10,10,,a,pri	NYTCL TB	
10	V05220201A10	I2204920-01d,31,0.1,10,,a,pri	NYTCL	
11	V05220201A11	I2204920-02,31,10,10,,a,pri	NYTCL	
12	V05220201A12	I2204920-03,31,10,10,,a,pri	NYTCL	
13	V05220201A13	I2204920-04,31,10,10,,a,pri	NYTCL	
14	V05220201A14	I2204828-12,31,10,10,,a,pri	NYTCL TB	
15	V05220201A15	I2204828-13,31,10,10,,a,pri	NYTCL FB	
16	V05220201A16	I2204883-07,31,10,10,,a,pri	NYTCL TB	
17	V05220201A17	I2204907-02,31,10,10,,a,pri	NYTCL FB	
18	V05220201A18	I2204907-03,31,10,10,,a,pri	NYTCL TB	
19	V05220201A19	I2203778-05,31,10,10,,a	NYCURVE	
20	V05220201A20	I2203778-06,31,10,10,,a	NYCURVE	
21	V05220201A21	I2203778-07,31,10,10,,a	NYCURVE	
22	V05220201A22	I2203778-08,31,10,10,,a	NYCURVE	
23	V05220201A23	I2203778-09,31,10,10,,a	NYCURVE HS,TB	
24	V05220201A24	I2205056-01d,31,1.0,10,,a,r1c	8260	
25	V05220201A25	I2203343-06d,31,0.25,10,,c	PA/EB,PMXYL,124TMB	
26	V05220201A26	I2203343-13,31,10,10,,c	PA/SHORT	
27	V05220201A27	I2204920-01MS,31,0.1,10,,a,pri	NYTCL	
28	V05220201A28	I2204920-01MSD,31,0.1,10,,a,pri	NYTCL	

Wet Chemistry

Total Organic Carbon Analysis

Results

Form 1
WETCHEM

Client	: Roux Env. Eng. & Geology, DPC	**Lab Number**	: L2204289
Project Name	: PFIZER	**Project Number**	: 0047.0044Y047
Lab ID	: L2204289-01	**Date Collected**	: 01/26/22 13:55
Client ID	: MW-23	**Date Received**	: 01/26/22
Sample Location	: 60-66 GERRY STREET	**Date Analyzed**	: 01/31/22 08:47
Sample Matrix	: WATER	**Dilution Factor**	: 1
Analytical Method	: 1,9060A	**Analyst**	: DW
Lab File ID	: WG1599558	**Instrument ID**	: TOC-VW4
Sample Amount	:	**%Solids**	: N/A
Digestion Method	:	**Date Digested**	:

		mg/l			
CAS NO.	**Parameter**	**Results**	**RL**	**MDL**	**Qualifier**
7440-44-0	Total Organic Carbon	3.4	0.50	0.11	

Form 1
WETCHEM

Client	: Roux Env. Eng. & Geology, DPC	**Lab Number**	: L2204289
Project Name	: PFIZER	**Project Number**	: 0047.0044Y047
Lab ID	: L2204289-02	**Date Collected**	: 01/26/22 12:40
Client ID	: MW-21	**Date Received**	: 01/26/22
Sample Location	: 60-66 GERRY STREET	**Date Analyzed**	: 01/31/22 09:25
Sample Matrix	: WATER	**Dilution Factor**	: 1
Analytical Method	: 1,9060A	**Analyst**	: DW
Lab File ID	: WG1599558	**Instrument ID**	: TOC-VW4
Sample Amount	:	**%Solids**	: N/A
Digestion Method	:	**Date Digested**	:

		mg/l			
CAS NO.	**Parameter**	**Results**	**RL**	**MDL**	**Qualifier**
7440-44-0	Total Organic Carbon	3.3	0.50	0.11	

Form 1
WETCHEM

Client	: Roux Env. Eng. & Geology, DPC	**Lab Number**	: L2204289
Project Name	: PFIZER	**Project Number**	: 0047.0044Y047
Lab ID	: L2204289-03	**Date Collected**	: 01/26/22 12:00
Client ID	: DUP_01262022	**Date Received**	: 01/26/22
Sample Location	: 60-66 GERRY STREET	**Date Analyzed**	: 01/31/22 10:02
Sample Matrix	: WATER	**Dilution Factor**	: 1
Analytical Method	: 1,9060A	**Analyst**	: DW
Lab File ID	: WG1599558	**Instrument ID**	: TOC-VW4
Sample Amount	:	**%Solids**	: N/A
Digestion Method	:	**Date Digested**	:

		mg/l			
CAS NO.	**Parameter**	**Results**	**RL**	**MDL**	**Qualifier**
7440-44-0	Total Organic Carbon	3.4	0.50	0.11	

Form 1
WETCHEM

Client	:	Roux Env. Eng. & Geology, DPC	Lab Number	:	L2204289
Project Name	:	PFIZER	Project Number	:	0047.0044Y047
Lab ID	:	L2204289-04	Date Collected	:	01/26/22 11:25
Client ID	:	MW-24I	Date Received	:	01/26/22
Sample Location	:	60-66 GERRY STREET	Date Analyzed	:	01/31/22 10:35
Sample Matrix	:	WATER	Dilution Factor	:	1
Analytical Method	:	1,9060A	Analyst	:	DW
Lab File ID	:	WG1599558	Instrument ID	:	TOC-VW4
Sample Amount	:		%Solids	:	N/A
Digestion Method	:		Date Digested	:	

		mg/l			
CAS NO.	Parameter	Results	RL	MDL	Qualifier
7440-44-0	Total Organic Carbon	4.3	0.50	0.11	

Form 1
WETCHEM

Client	: Roux Env. Eng. & Geology, DPC	**Lab Number**	: L2204289
Project Name	: PFIZER	**Project Number**	: 0047.0044Y047
Lab ID	: L2204289-05	**Date Collected**	: 01/26/22 10:30
Client ID	: MW-20	**Date Received**	: 01/26/22
Sample Location	: 60-66 GERRY STREET	**Date Analyzed**	: 01/31/22 11:09
Sample Matrix	: WATER	**Dilution Factor**	: 1
Analytical Method	: 1,9060A	**Analyst**	: DW
Lab File ID	: WG1599558	**Instrument ID**	: TOC-VW4
Sample Amount	:	**%Solids**	: N/A
Digestion Method	:	**Date Digested**	:

		mg/l			
CAS NO.	**Parameter**	**Results**	**RL**	**MDL**	**Qualifier**
7440-44-0	Total Organic Carbon	6.2	0.50	0.11	

Form 1
WETCHEM

Client	: Roux Env. Eng. & Geology, DPC	**Lab Number**	: L2204289
Project Name	: PFIZER	**Project Number**	: 0047.0044Y047
Lab ID	: L2204289-06	**Date Collected**	: 01/26/22 09:40
Client ID	: MW-10	**Date Received**	: 01/26/22
Sample Location	: 60-66 GERRY STREET	**Date Analyzed**	: 01/31/22 11:39
Sample Matrix	: WATER	**Dilution Factor**	: 1
Analytical Method	: 1,9060A	**Analyst**	: DW
Lab File ID	: WG1599558	**Instrument ID**	: TOC-VW4
Sample Amount	:	**%Solids**	: N/A
Digestion Method	:	**Date Digested**	:

		mg/l			
CAS NO.	**Parameter**	**Results**	**RL**	**MDL**	**Qualifier**
7440-44-0	Total Organic Carbon	4.6	0.50	0.11	

Form 1
WETCHEM

Client	: Roux Env. Eng. & Geology, DPC	**Lab Number**	: L2204289
Project Name	: PFIZER	**Project Number**	: 0047.0044Y047
Lab ID	: L2204289-07	**Date Collected**	: 01/26/22 14:20
Client ID	: FB-01262022	**Date Received**	: 01/26/22
Sample Location	: 60-66 GERRY STREET	**Date Analyzed**	: 01/31/22 07:56
Sample Matrix	: WATER	**Dilution Factor**	: 1
Analytical Method	: 1,9060A	**Analyst**	: DW
Lab File ID	: WG1599558	**Instrument ID**	: TOC-VW4
Sample Amount	:	**%Solids**	: N/A
Digestion Method	:	**Date Digested**	:

		mg/l			
CAS NO.	**Parameter**	**Results**	**RL**	**MDL**	**Qualifier**
7440-44-0	Total Organic Carbon	0.18	0.50	0.11	J

Form 1
WETCHEM

Client	: Roux Env. Eng. & Geology, DPC	**Lab Number**	: L2204289
Project Name	: PFIZER	**Project Number**	: 0047.0044Y047
Lab ID	: L2204289-08	**Date Collected**	: 01/26/22 10:00
Client ID	: MW-25I	**Date Received**	: 01/26/22
Sample Location	: 60-66 GERRY STREET	**Date Analyzed**	: 01/31/22 13:04
Sample Matrix	: WATER	**Dilution Factor**	: 1
Analytical Method	: 1,9060A	**Analyst**	: DW
Lab File ID	: WG1599558	**Instrument ID**	: TOC-VW4
Sample Amount	:	**%Solids**	: N/A
Digestion Method	:	**Date Digested**	:

		mg/l			
CAS NO.	**Parameter**	**Results**	**RL**	**MDL**	**Qualifier**
7440-44-0	Total Organic Carbon	4.0	0.50	0.11	

Form 1
WETCHEM

Client	: Roux Env. Eng. & Geology, DPC	**Lab Number**	: L2204289
Project Name	: PFIZER	**Project Number**	: 0047.0044Y047
Lab ID	: L2204289-10	**Date Collected**	: 01/26/22 13:20
Client ID	: MW-D2I	**Date Received**	: 01/26/22
Sample Location	: 60-66 GERRY STREET	**Date Analyzed**	: 01/31/22 13:29
Sample Matrix	: WATER	**Dilution Factor**	: 400
Analytical Method	: 1,9060A	**Analyst**	: DW
Lab File ID	: WG1599558	**Instrument ID**	: TOC-VW4
Sample Amount	:	**%Solids**	: N/A
Digestion Method	:	**Date Digested**	:

		mg/l			
CAS NO.	**Parameter**	**Results**	**RL**	**MDL**	**Qualifier**
7440-44-0	Total Organic Carbon	1400	200	46.	

Form 1
WETCHEM

Client	: Roux Env. Eng. & Geology, DPC	**Lab Number**	: L2204289
Project Name	: PFIZER	**Project Number**	: 0047.0044Y047
Lab ID	: WG1599558-1	**Date Collected**	: NA
Client ID	: WG1599558-1BLANK	**Date Received**	: NA
Sample Location	:	**Date Analyzed**	: 01/31/22 07:01
Sample Matrix	: WATER	**Dilution Factor**	: 1
Analytical Method	: 1,9060A	**Analyst**	: DW
Lab File ID	: WG1599558	**Instrument ID**	: TOC-VW4
Sample Amount	:	**%Solids**	: N/A
Digestion Method	:	**Date Digested**	:

		mg/l			
CAS NO.	**Parameter**	**Results**	**RL**	**MDL**	**Qualifier**
7440-44-0	Total Organic Carbon	ND	0.50	0.11	U

Form 1
WETCHEM

Client	: Roux Env. Eng. & Geology, DPC	**Lab Number**	: L2204289
Project Name	: PFIZER	**Project Number**	: 0047.0044Y047
Lab ID	: WG1599558-3	**Date Collected**	: 01/26/22 13:55
Client ID	: MW-23DUP	**Date Received**	: 01/26/22
Sample Location	:	**Date Analyzed**	: 01/31/22 14:03
Sample Matrix	: WATER	**Dilution Factor**	: 1
Analytical Method	: 1,9060A	**Analyst**	: DW
Lab File ID	: WG1599558	**Instrument ID**	: TOC-VW4
Sample Amount	:	**%Solids**	: N/A
Digestion Method	:	**Date Digested**	:

		mg/l			
CAS NO.	**Parameter**	**Results**	**RL**	**MDL**	**Qualifier**
7440-44-0	Total Organic Carbon	3.4	0.50	0.11	

Instr.Information

System	TOC-VW
Instrument Options	TOC/ASI/

TOC 4
01/26/22

Cal. Curve

Sample Name:	01262022 TOC4 CURVE
Sample ID:	
Cal. Curve:	01262022 TOC4 CURVE.2022_01_26_06_29_28.cal
Status	Completed

Type	Anal.
Standard	NPOC

Conc: 0.000mg/L

No.	Area	Inj. Vol.	Aut. Dil.	Rem.	Ex.	Date / Time
1	11.92	2500uL	1	*******		1/26/2022 6:40:06 A
2	12.00	2500uL	1	*******		1/26/2022 6:45:04 A

Acid Add.	3.000%
Sp. Time	180.0sec
Mean Area	11.96

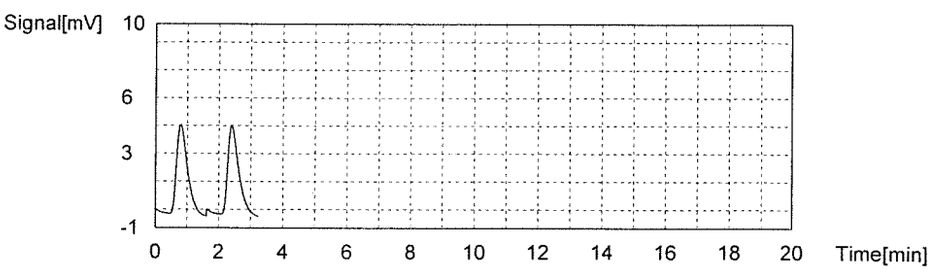

Conc: 0.5000mg/L

No.	Area	Inj. Vol.	Aut. Dil.	Rem.	Ex.	Date / Time
1	87.88	2500uL	1	*******		1/26/2022 6:56:06 A
2	86.35	2500uL	1	*******		1/26/2022 7:00:26 A

Acid Add.	3.000%
Sp. Time	180.0sec
Mean Area	87.12

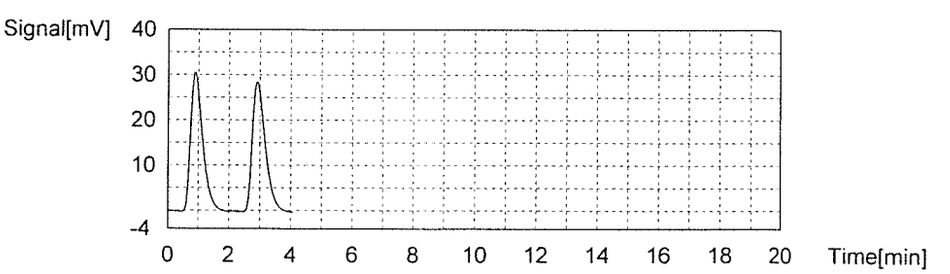

Conc: 1.000mg/L

No.	Area	Inj. Vol.	Aut. Dil.	Rem.	Ex.	Date / Time
1	165.6	2500uL	1	*******		1/26/2022 7:11:35 A
2	163.6	2500uL	1	*******		1/26/2022 7:15:54 A

Acid Add. 3.000%
Sp. Time 180.0sec
Mean Area 164.6

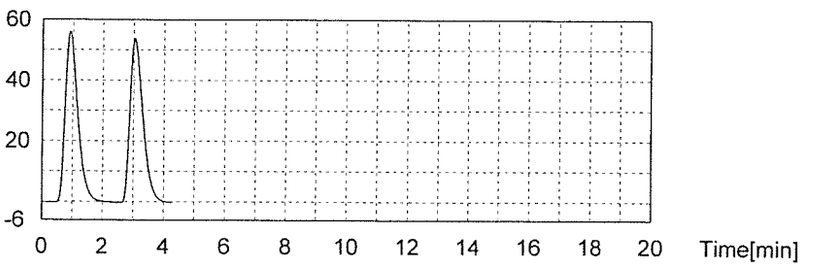

Conc: 5.000mg/L

No.	Area	Inj. Vol.	Aut. Dil.	Rem.	Ex.	Date / Time
1	819.2	2500uL	1	*******		1/26/2022 7:27:38 A
2	810.7	2500uL	1	*******		1/26/2022 7:32:24 A

Acid Add. 3.000%
Sp. Time 180.0sec
Mean Area 815.0

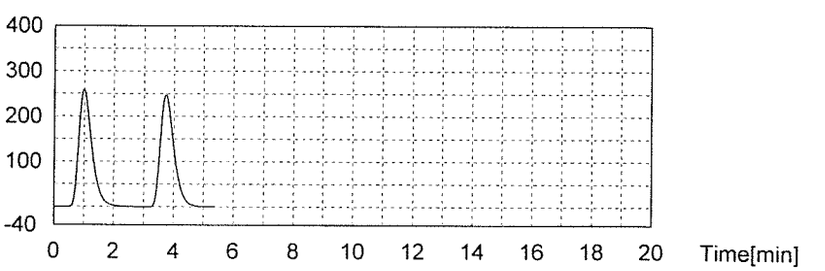

Conc: 10.00mg/L

No.	Area	Inj. Vol.	Aut. Dil.	Rem.	Ex.	Date / Time
1	1754	2500uL	1	*******		1/26/2022 7:44:39 A
2	1693	2500uL	1	*******		1/26/2022 7:49:56 A

Acid Add. 3.000%
Sp. Time 180.0sec
Mean Area 1724

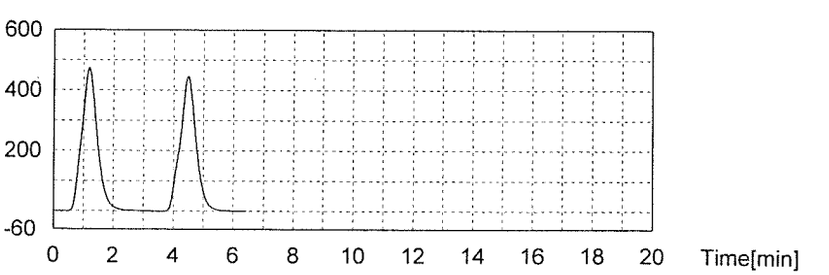

Slope:	170.9
Intercept	-3.558
r^2	0.9991
r	0.9995
Zero Shift	No

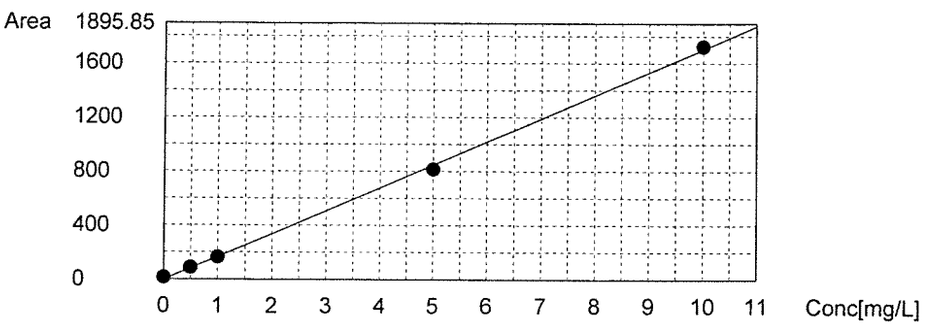

$y = -3.558$

$m = 170.9$

Conc.	A	A-y/m	%
0	11.96	—	
0.5	87.12	0.531	106
1.0	164.6	0.984	98
5.0	815	4.79	96
10.0	1724	10.11	101

✓

Sample Raw Data

Instr.Information

System TOC-VW
Instrument Options TOC/ASI/

Sample

Sample Name: DI
Sample ID:
Origin: toc doc 4 reps method.met
Status Completed
Chk. Result

Type	Anal.	Manual Dilution	Result
Unknown	NPOC	1.000	NPOC:0.1096mg/L

1. Det

Anal.: NPOC

No.	Area	Conc.	Inj. Vol.	Aut. Dil.	Ex.	Cal. Curve	Date / Time
1	17.02	0.1204mg/L	2500uL	1		01262022 TOC4 CURVE.2022_01	31/2022 5:01:19 A
2	15.53	0.1117mg/L	2500uL	1		01262022 TOC4 CURVE.2022_01	31/2022 5:06:44 A
3	14.26	0.1043mg/L	2500uL	1		01262022 TOC4 CURVE.2022_01	31/2022 5:12:05 A
4	13.88	0.1020mg/L	2500uL	1		01262022 TOC4 CURVE.2022_01	31/2022 5:17:17 A

Mean Area 15.17
Mean Conc. 0.1096mg/L

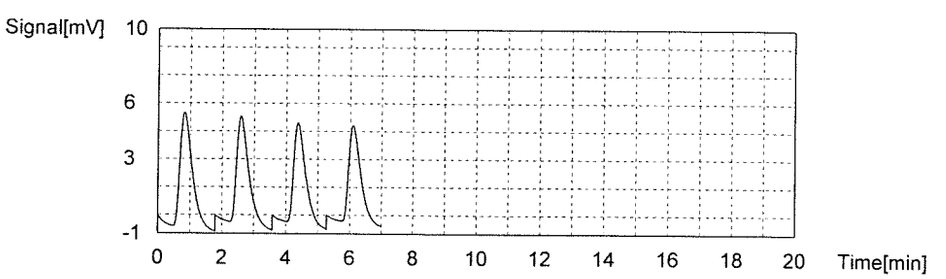

Sample

Sample Name: IC CK STD
Sample ID:
Origin: toc doc 4 reps method.met
Status Completed
Chk. Result

Type	Anal.	Manual Dilution	Result
Unknown	NPOC	1.000	NPOC:0.1669mg/L

1. Det

Anal.: NPOC

No.	Area	Conc.	Inj. Vol.	Aut. Dil.	Ex.	Cal. Curve	Date / Time
1	25.43	0.1696mg/L	2500uL	1		01262022 TOC4 CURVE.2022_0	1/31/2022 5:28:03 A
2	24.16	0.1622mg/L	2500uL	1		01262022 TOC4 CURVE.2022_0	1/31/2022 5:33:41 A
3	25.70	0.1712mg/L	2500uL	1		01262022 TOC4 CURVE.2022_0	1/31/2022 5:39:29 A
4	24.59	0.1647mg/L	2500uL	1		01262022 TOC4 CURVE.2022_0	1/31/2022 5:45:40 A

Mean Area 24.97
Mean Conc. 0.1669mg/L

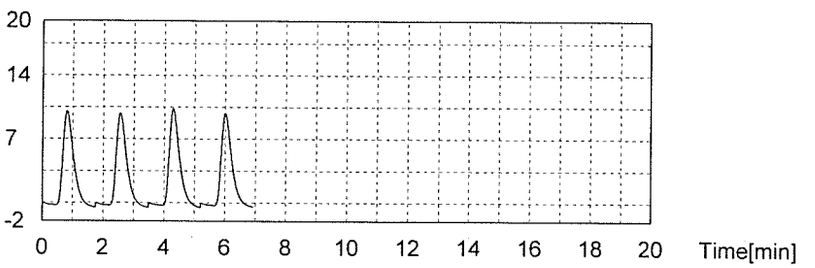

Sample

Sample Name: ICV
Sample ID:
Origin: toc doc 4 reps method.met
Status Completed
Chk. Result

Type	Anal.	Manual Dilution	Result
Unknown	NPOC	1.000	NPOC:3.936mg/L

1. Det

Anal.: NPOC

No.	Area	Conc.	Inj. Vol.	Aut. Dil.	Ex.	Cal. Curve	Date / Time
1	673.4	3.961mg/L	2500uL	1		01262022 TOC4 CURVE.2022_0	1/31/2022 5:57:11 A
2	670.4	3.943mg/L	2500uL	1		01262022 TOC4 CURVE.2022_0	1/31/2022 6:01:52 A
3	666.1	3.918mg/L	2500uL	1		01262022 TOC4 CURVE.2022_0	1/31/2022 6:06:33 A
4	666.8	3.922mg/L	2500uL	1		01262022 TOC4 CURVE.2022_0	1/31/2022 6:11:12 A

Mean Area 669.2
Mean Conc. 3.936mg/L

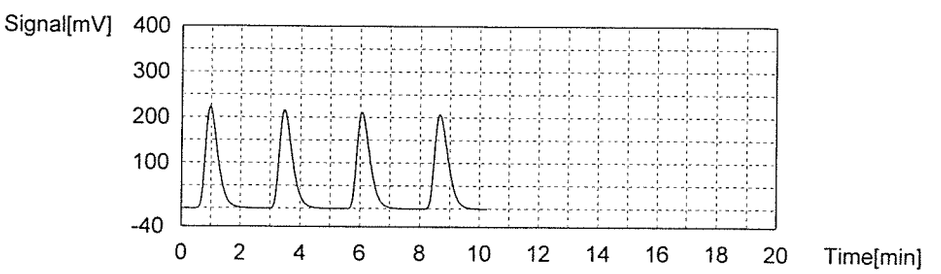

Sample

Sample Name: ICB
Sample ID:
Origin: toc doc 4 reps method.met
Status Completed
Chk. Result

Type	Anal.	Manual Dilution	Result
Unknown	NPOC	1.000	NPOC:0.1003mg/L

1. Det

Anal.: NPOC

No.	Area	Conc.	Inj. Vol.	Aut. Dil.	Ex.	Cal. Curve	Date / Time
1	13.63	0.1006mg/L	2500uL	1		01262022 TOC4 CURVE.2022_0	1/31/2022 6:21:51 A
2	13.34	0.09887mg/L	2500uL	1		01262022 TOC4 CURVE.2022_0	1/31/2022 6:26:36 A
3	13.74	0.1012mg/L	2500uL	1		01262022 TOC4 CURVE.2022_0	1/31/2022 6:31:39 A
4	13.60	0.1004mg/L	2500uL	1		01262022 TOC4 CURVE.2022_0	1/31/2022 6:36:20 A

Mean Area 13.58
Mean Conc. 0.1003mg/L

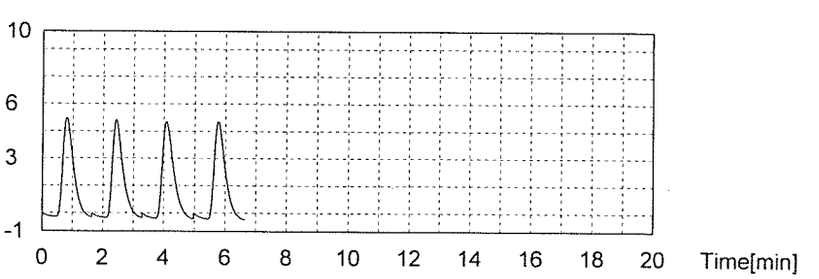

Sample

Sample Name: MB
Sample ID:
Origin: toc doc 4 reps method.met
Status Completed
Chk. Result

Type	Anal.	Manual Dilution	Result
Unknown	NPOC	1.000	NPOC:0.09848mg/L

1. Det

Anal.: NPOC

No.	Area	Conc.	Inj. Vol.	Aut. Dil.	Ex.	Cal. Curve	Date / Time
1	13.12	0.09758mg/L	2500uL	1		01262022 TOC4 CURVE.2022_01	31/2022 6:46:58 A
2	13.51	0.09987mg/L	2500uL	1		01262022 TOC4 CURVE.2022_01	31/2022 6:51:39 A
3	13.21	0.09811mg/L	2500uL	1		01262022 TOC4 CURVE.2022_01	31/2022 6:56:24 A
4	13.25	0.09835mg/L	2500uL	1		01262022 TOC4 CURVE.2022_01	31/2022 7:01:05 A

Mean Area 13.27
Mean Conc. 0.09848mg/l

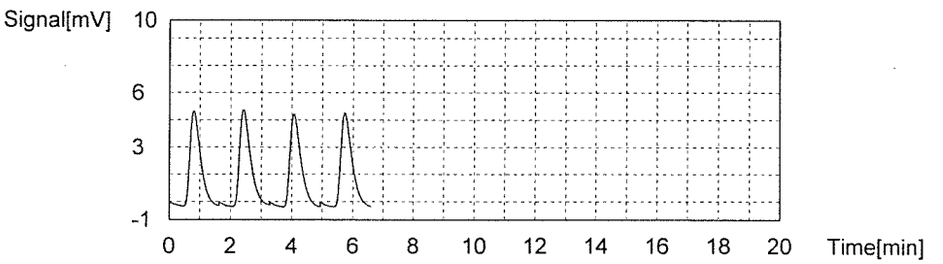

Sample

Sample Name: LCS
Sample ID:
Origin: toc doc 4 reps method.met
Status Completed
Chk. Result

Type	Anal.	Manual Dilution	Result
Unknown	NPOC	1.000	NPOC:3.718mg/L

1. Det

Anal.: NPOC

No.	Area	Conc.	Inj. Vol.	Aut. Dil.	Ex.	Cal. Curve	Date / Time
1	628.0	3.695mg/L	2500uL	1		01262022 TOC4 CURVE.2022_0	1/31/2022 7:12:37 A
2	633.9	3.730mg/L	2500uL	1		01262022 TOC4 CURVE.2022_0	1/31/2022 7:17:18 A
3	636.3	3.744mg/L	2500uL	1		01262022 TOC4 CURVE.2022_0	1/31/2022 7:21:56 A
4	629.5	3.704mg/L	2500uL	1		01262022 TOC4 CURVE.2022_0	1/31/2022 7:26:35 A

Mean Area 631.9
Mean Conc. 3.718mg/L

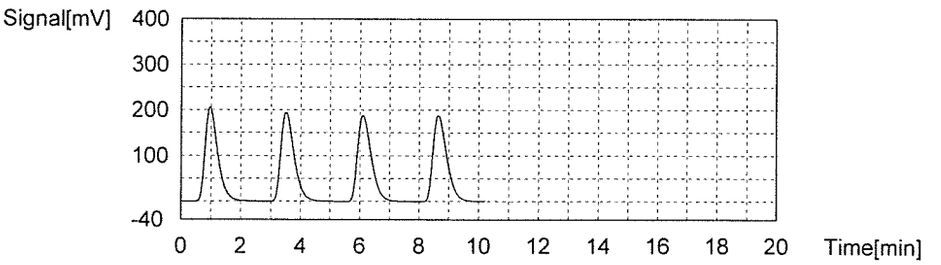

Sample

Sample Name: 04289-07 FB
Sample ID:
Origin: toc doc 4 reps method.met
Status Completed
Chk. Result

Type	Anal.	Manual Dilution	Result
Unknown	NPOC	1.000	NPOC:0.1834mg/L

1. Det

Anal.: NPOC

No.	Area	Conc.	Inj. Vol.	Aut. Dil.	Ex.	Cal. Curve	Date / Time
1	27.68	0.1828mg/L	2500uL	1		01262022 TOC4 CURVE.2022_0	1/31/2022 7:42:30 A
2	27.76	0.1832mg/L	2500uL	1		01262022 TOC4 CURVE.2022_0	1/31/2022 7:47:19 A
3	27.65	0.1826mg/L	2500uL	1		01262022 TOC4 CURVE.2022_0	1/31/2022 7:52:06 A
4	28.03	0.1848mg/L	2500uL	1		01262022 TOC4 CURVE.2022_0	1/31/2022 7:56:55 A

Mean Area 27.78
Mean Conc. 0.1834mg/L

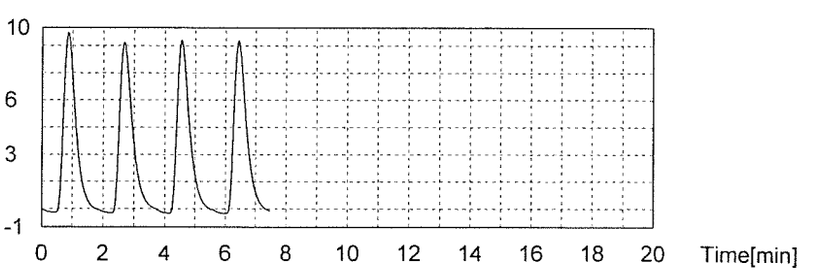

Sample

Sample Name: 04289-10 40X
Sample ID: X
Origin: toc doc 4 reps method.met
Status Aborted
Chk. Result

Type	Anal.	Manual Dilution	Result
Unknown	NPOC	1.000	NPOC:35.30mg/L

1. Det

Anal.: NPOC

No.	Area	Conc.	Inj. Vol.	Aut. Dil.	Ex.	Cal. Curve	Date / Time
1	6030	35.30mg/L	2500uL	1		01262022 TOC4 CURVE.2022_01	31/2022 8:10:44 A

Mean Area 6030
Mean Conc. 35.30mg/L

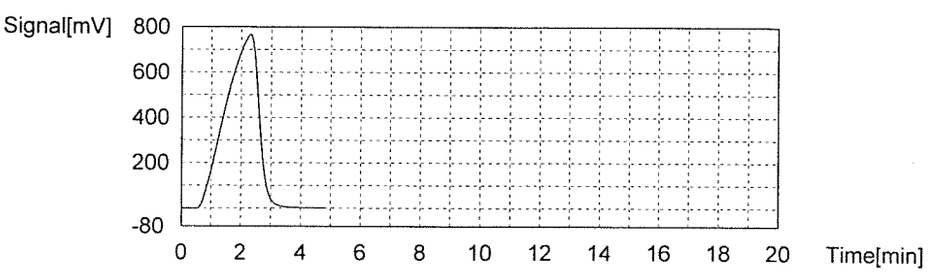

Sample

Sample Name: 04289-01
Sample ID:
Origin: toc doc 4 reps method.met
Status Completed
Chk. Result

Type	Anal.	Manual Dilution	Result
Unknown	NPOC	1.000	NPOC:3.404mg/L

1. Det

Anal.: NPOC

No.	Area	Conc.	Inj. Vol.	Aut. Dil.	Ex.	Cal. Curve	Date / Time
1	574.7	3.384mg/L	2500uL	1		01262022 TOC4 CURVE.2022_01	31/2022 8:27:29 A
2	569.0	3.350mg/L	2500uL	1		01262022 TOC4 CURVE.2022_01	31/2022 8:34:11 A
3	575.6	3.389mg/L	2500uL	1		01262022 TOC4 CURVE.2022_01	31/2022 8:40:58 A
4	593.6	3.494mg/L	2500uL	1		01262022 TOC4 CURVE.2022_01	31/2022 8:47:39 A

Mean Area 578.2
Mean Conc. 3.404mg/L

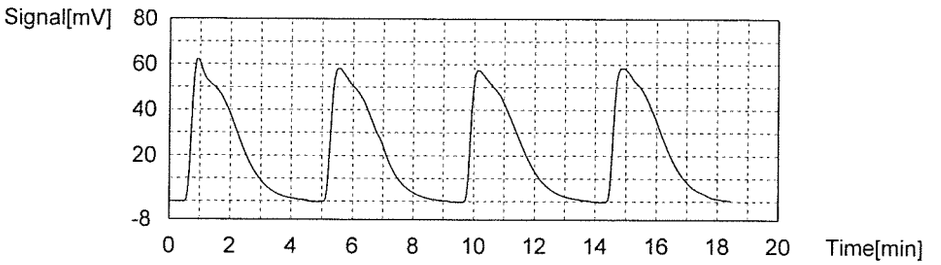

Sample

Sample Name: 04289-02
Sample ID:
Origin: toc doc 4 reps method.met
Status Completed
Chk. Result

Type	Anal.	Manual Dilution	Result
Unknown	NPOC	1.000	NPOC:3.347mg/L

1. Det

Anal.: NPOC

No.	Area	Conc.	Inj. Vol.	Aut. Dil.	Ex.	Cal. Curve	Date / Time
1	557.3	3.282mg/L	2500uL	1		01262022 TOC4 CURVE.2022_01	31/2022 9:01:34 A
2	571.2	3.363mg/L	2500uL	1		01262022 TOC4 CURVE.2022_01	31/2022 9:08:50 A
3	571.9	3.367mg/L	2500uL	1		01262022 TOC4 CURVE.2022_01	31/2022 9:16:47 A
4	573.4	3.376mg/L	2500uL	1		01262022 TOC4 CURVE.2022_01	31/2022 9:25:09 A

Mean Area 568.5
Mean Conc. 3.347mg/L

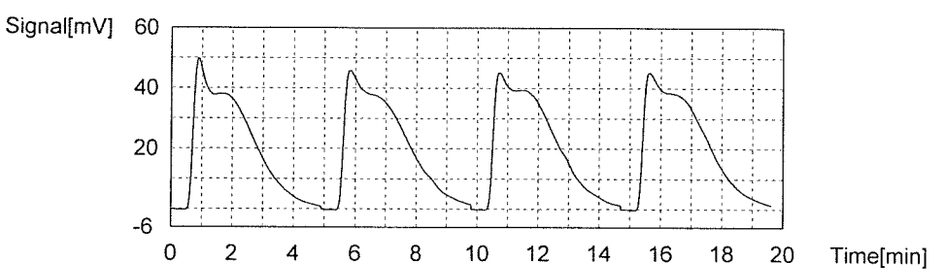

Sample

Sample Name: 04289-03
Sample ID:
Origin: toc doc 4 reps method.met
Status Completed
Chk. Result

Type	Anal.	Manual Dilution	Result
Unknown	NPOC	1.000	NPOC:3.367mg/L

1. Det

Anal.: NPOC

No.	Area	Conc.	Inj. Vol.	Aut. Dil.	Ex.	Cal. Curve	Date / Time
1	562.6	3.313mg/L	2500uL	1		01262022 TOC4 CURVE.2022_0	1/31/2022 9:39:03 A
2	569.8	3.355mg/L	2500uL	1		01262022 TOC4 CURVE.2022_0	1/31/2022 9:46:03 A
3	573.8	3.378mg/L	2500uL	1		01262022 TOC4 CURVE.2022_0	1/31/2022 9:54:01 A
4	581.3	3.422mg/L	2500uL	1		01262022 TOC4 CURVE.2022_0	1/31/2022 10:02:25

Mean Area 571.9
Mean Conc. 3.367mg/L

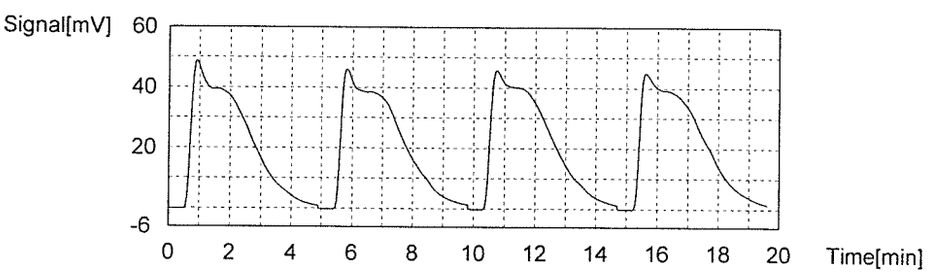

Sample

Sample Name: 04289-04
Sample ID:
Origin: toc doc 4 reps method.met
Status Completed
Chk. Result

Type	Anal.	Manual Dilution	Result
Unknown	NPOC	1.000	NPOC:4.269mg/L

1. Det

Anal.: NPOC

No.	Area	Conc.	Inj. Vol.	Aut. Dil.	Ex.	Cal. Curve	Date / Time
1	727.7	4.279mg/L	2500uL	1		01262022 TOC4 CURVE.2022_0	1/31/2022 10:15:56
2	716.6	4.214mg/L	2500uL	1		01262022 TOC4 CURVE.2022_0	1/31/2022 10:22:23
3	727.5	4.278mg/L	2500uL	1		01262022 TOC4 CURVE.2022_0	1/31/2022 10:28:48
4	732.3	4.306mg/L	2500uL	1		01262022 TOC4 CURVE.2022_0	1/31/2022 10:35:32

Mean Area 726.0
Mean Conc. 4.269mg/L

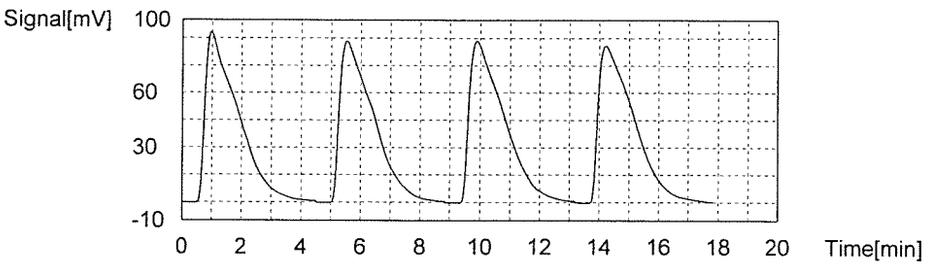

Sample

Sample Name: 04289-05
Sample ID:
Origin: toc doc 4 reps method.met
Status Completed
Chk. Result

Type	Anal.	Manual Dilution	Result
Unknown	NPOC	1.000	NPOC:6.195mg/L

1. Det

Anal.: NPOC

No.	Area	Conc.	Inj. Vol.	Aut. Dil.	Ex.	Cal. Curve	Date / Time
1	1038	6.094mg/L	2500uL	1		01262022 TOC4 CURVE.2022_0	1/31/2022 10:49:06
2	1052	6.176mg/L	2500uL	1		01262022 TOC4 CURVE.2022_0	1/31/2022 10:56:06
3	1065	6.252mg/L	2500uL	1		01262022 TOC4 CURVE.2022_0	1/31/2022 11:02:38
4	1066	6.258mg/L	2500uL	1		01262022 TOC4 CURVE.2022_0	1/31/2022 11:09:28

Mean Area 1055
Mean Conc. 6.195mg/L

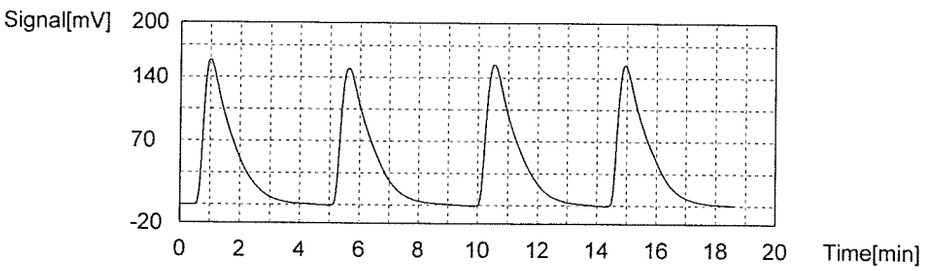

Sample

Sample Name: 04289-06
Sample ID:
Origin: toc doc 4 reps method.met
Status Completed
Chk. Result

Type	Anal.	Manual Dilution	Result
Unknown	NPOC	1.000	NPOC:4.588mg/L

1. Det

Anal.: NPOC

No.	Area	Conc.	Inj. Vol.	Aut. Dil.	Ex.	Cal. Curve	Date / Time
1	768.3	4.516mg/L	2500uL	1		01262022 TOC4 CURVE.2022_0	1/31/2022 11:22:03
2	779.1	4.580mg/L	2500uL	1		01262022 TOC4 CURVE.2022_0	1/31/2022 11:27:47
3	789.2	4.639mg/L	2500uL	1		01262022 TOC4 CURVE.2022_0	1/31/2022 11:33:41
4	785.3	4.616mg/L	2500uL	1		01262022 TOC4 CURVE.2022_0	1/31/2022 11:39:19

Mean Area 780.5
Mean Conc. 4.588mg/L

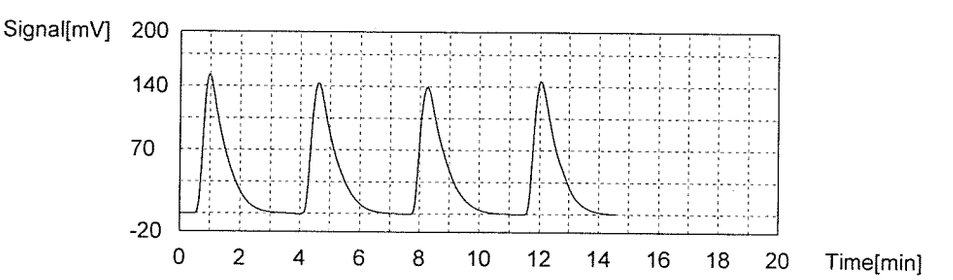

Sample

Sample Name: CCV
Sample ID:
Origin: toc doc 4 reps method.met
Status Completed
Chk. Result

Type	Anal.	Manual Dilution	Result
Unknown	NPOC	1.000	NPOC:3.994mg/L

1. Det

Anal.: NPOC

No.	Area	Conc.	Inj. Vol.	Aut. Dil.	Ex.	Cal. Curve	Date / Time
1	678.4	3.990mg/L	2500uL	1		01262022 TOC4 CURVE.2022_0	1/31/2022 11:55:51
2	682.8	4.016mg/L	2500uL	1		01262022 TOC4 CURVE.2022_0	1/31/2022 12:00:38
3	677.9	3.987mg/L	2500uL	1		01262022 TOC4 CURVE.2022_0	1/31/2022 12:05:21
4	677.1	3.983mg/L	2500uL	1		01262022 TOC4 CURVE.2022_0	1/31/2022 12:10:00

Mean Area 679.0
Mean Conc. 3.994mg/L

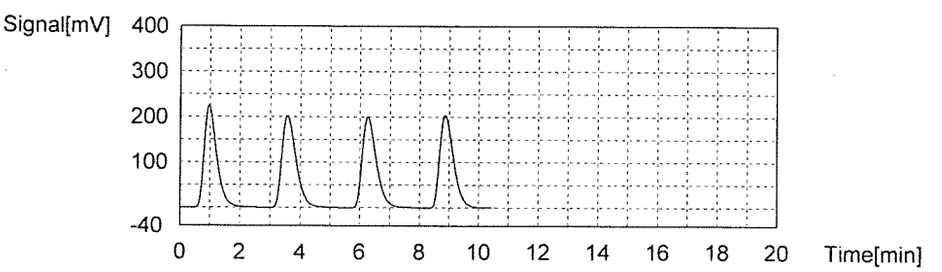

Sample

Sample Name: CCB
Sample ID:
Origin: toc doc 4 reps method.met
Status Completed
Chk. Result

Type	Anal.	Manual Dilution	Result
Unknown	NPOC	1.000	NPOC:0.09251mg/L

1. Det

Anal.: NPOC

No.	Area	Conc.	Inj. Vol.	Aut. Dil.	Ex.	Cal. Curve	Date / Time
1	12.00	0.09103mg/L	2500uL	1		01262022 TOC4 CURVE.2022_0	1/31/2022 12:20:36
2	12.54	0.09419mg/L	2500uL	1		01262022 TOC4 CURVE.2022_0	1/31/2022 12:25:12
3	12.88	0.09618mg/L	2500uL	1		01262022 TOC4 CURVE.2022_0	1/31/2022 12:29:49
4	11.59	0.08863mg/L	2500uL	1		01262022 TOC4 CURVE.2022_0	1/31/2022 12:34:26

Mean Area 12.25
Mean Conc. 0.09251mg/l

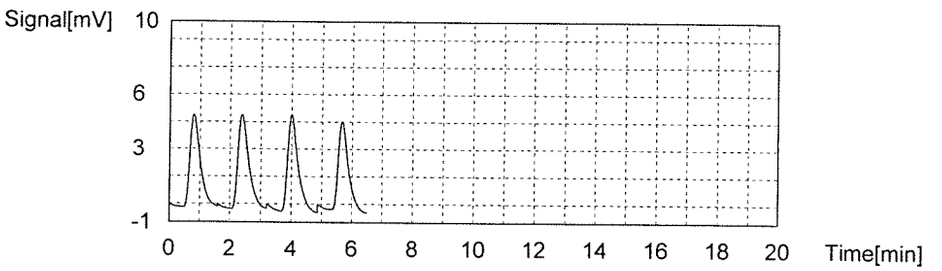

Sample

Sample Name: 04289-08
Sample ID:
Origin: toc doc 4 reps method.met
Status Completed
Chk. Result

Type	Anal.	Manual Dilution	Result
Unknown	NPOC	1.000	NPOC:4.033mg/L

1. Det

Anal.: NPOC

No.	Area	Conc.	Inj. Vol.	Aut. Dil.	Ex.	Cal. Curve	Date / Time
1	680.6	4.003mg/L	2500uL	1		01262022 TOC4 CURVE.2022_0	1/31/2022 12:46:40
2	684.8	4.028mg/L	2500uL	1		01262022 TOC4 CURVE.2022_0	1/31/2022 12:53:54
3	688.7	4.051mg/L	2500uL	1		01262022 TOC4 CURVE.2022_0	1/31/2022 12:59:25
4	688.4	4.049mg/L	2500uL	1		01262022 TOC4 CURVE.2022_0	1/31/2022 1:04:45 F

Mean Area 685.6
Mean Conc. 4.033mg/L

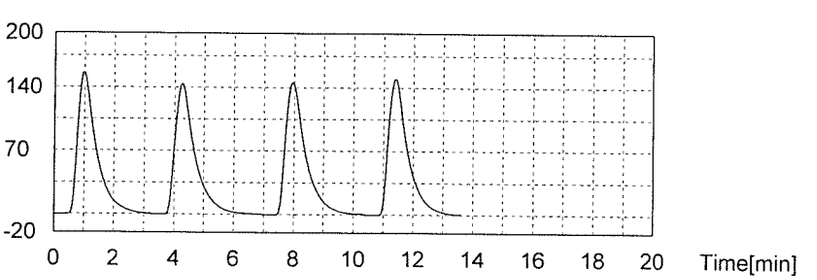

Sample

Sample Name: 04289-10 400X
Sample ID:
Origin: toc doc 4 reps method.met
Status Completed
Chk. Result

Type	Anal.	Manual Dilution	Result
Unknown	NPOC	1.000	NPOC:3.516mg/L

1. Det

Anal.: NPOC

No.	Area	Conc.	Inj. Vol.	Aut. Dil.	Ex.	Cal. Curve	Date / Time
1	601.6	3.541mg/L	2500uL	1		01262022 TOC4 CURVE.2022_0	1/31/2022 1:16:12 P
2	596.3	3.510mg/L	2500uL	1		01262022 TOC4 CURVE.2022_0	1/31/2022 1:20:53 P
3	597.3	3.516mg/L	2500uL	1		01262022 TOC4 CURVE.2022_0	1/31/2022 1:25:17 P
4	594.0	3.496mg/L	2500uL	1		01262022 TOC4 CURVE.2022_0	1/31/2022 1:29:43 P

Mean Area 597.3
Mean Conc. 3.516mg/L

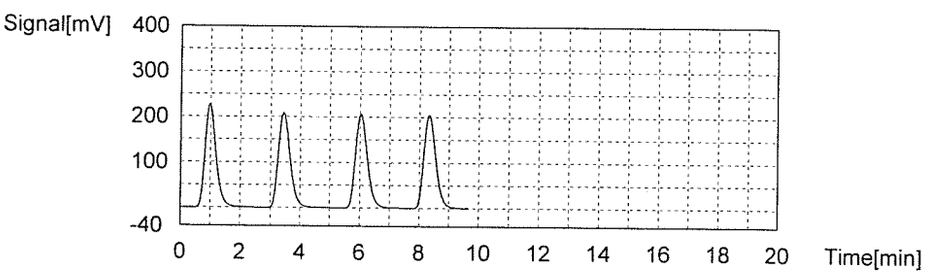

Sample

Sample Name: 04289-01 DUP
Sample ID:
Origin: toc doc 4 reps method.met
Status Completed
Chk. Result

Type	Anal.	Manual Dilution	Result
Unknown	NPOC	1.000	NPOC:3.426mg/L

1. Det

Anal.: NPOC

No.	Area	Conc.	Inj. Vol.	Aut. Dil.	Ex.	Cal. Curve	Date / Time
1	588.1	3.462mg/L	2500uL	1		01262022 TOC4 CURVE.2022_0	1/31/2022 1:43:23 F
2	573.7	3.378mg/L	2500uL	1		01262022 TOC4 CURVE.2022_0	1/31/2022 1:50:08 F
3	575.9	3.391mg/L	2500uL	1		01262022 TOC4 CURVE.2022_0	1/31/2022 1:56:52 F
4	589.8	3.472mg/L	2500uL	1		01262022 TOC4 CURVE.2022_0	1/31/2022 2:03:33 F

Mean Area 581.9
Mean Conc. 3.426mg/L

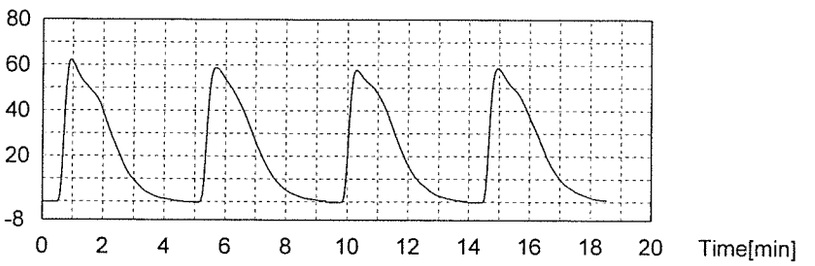

Sample

Sample Name: 04289-01 SPK 4X
Sample ID:
Origin: toc doc 4 reps method.met
Status Completed
Chk. Result

Type	Anal.	Manual Dilution	Result
Unknown	NPOC	1.000	NPOC:4.858mg/L

1. Det

Anal.: NPOC

No.	Area	Conc.	Inj. Vol.	Aut. Dil.	Ex.	Cal. Curve	Date / Time
1	818.4	4.809mg/L	2500uL	1		01262022 TOC4 CURVE.2022_0	1/31/2022 2:15:07 F
2	834.6	4.904mg/L	2500uL	1		01262022 TOC4 CURVE.2022_0	1/31/2022 2:19:55 F
3	829.2	4.873mg/L	2500uL	1		01262022 TOC4 CURVE.2022_0	1/31/2022 2:24:44 F
4	824.3	4.844mg/L	2500uL	1		01262022 TOC4 CURVE.2022_0	1/31/2022 2:29:34 F

Mean Area 826.6
Mean Conc. 4.858mg/L

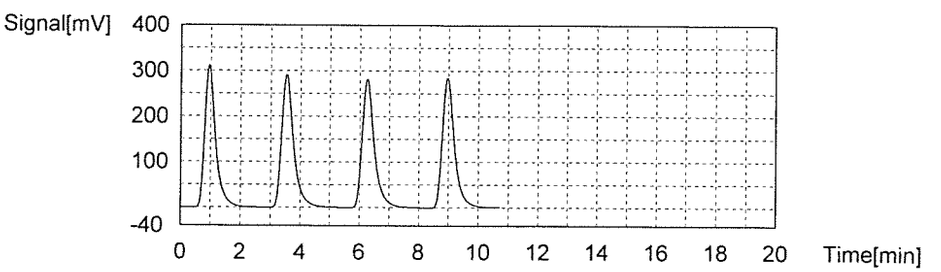

Sample

Sample Name: CCV
Sample ID:
Origin: toc doc 4 reps method.met
Status Completed
Chk. Result

Type	Anal.	Manual Dilution	Result
Unknown	NPOC	1.000	NPOC:3.895mg/L

1. Det

Anal.: NPOC

No.	Area	Conc.	Inj. Vol.	Aut. Dil.	Ex.	Cal. Curve	Date / Time
1	659.0	3.877mg/L	2500uL	1		01262022 TOC4 CURVE.2022_01	31/2022 2:55:54 F
2	664.2	3.907mg/L	2500uL	1		01262022 TOC4 CURVE.2022_01	31/2022 3:00:33 F
3	657.6	3.869mg/L	2500uL	1		01262022 TOC4 CURVE.2022_01	31/2022 3:05:14 F
4	667.8	3.928mg/L	2500uL	1		01262022 TOC4 CURVE.2022_01	31/2022 3:10:02 F

Mean Area 662.2
Mean Conc. 3.895mg/L

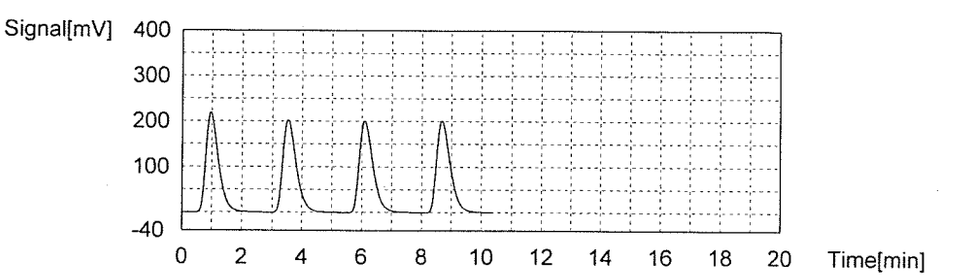

Sample

Sample Name: CCB
Sample ID:
Origin: toc doc 4 reps method.met
Status Completed
Chk. Result

Type	Anal.	Manual Dilution	Result
Unknown	NPOC	1.000	NPOC:0.08890mg/L

1. Det

Anal.: NPOC

No.	Area	Conc.	Inj. Vol.	Aut. Dil.	Ex.	Cal. Curve	Date / Time
1	11.97	0.09086mg/L	2500uL	1		01262022 TOC4 CURVE.2022_0	1/31/2022 3:20:40 P
2	11.81	0.08992mg/L	2500uL	1		01262022 TOC4 CURVE.2022_0	1/31/2022 3:25:16 P
3	11.43	0.08770mg/L	2500uL	1		01262022 TOC4 CURVE.2022_0	1/31/2022 3:29:53 P
4	11.33	0.08711mg/L	2500uL	1		01262022 TOC4 CURVE.2022_0	1/31/2022 3:34:30 P

Mean Area 11.64
Mean Conc. 0.08890mg/l

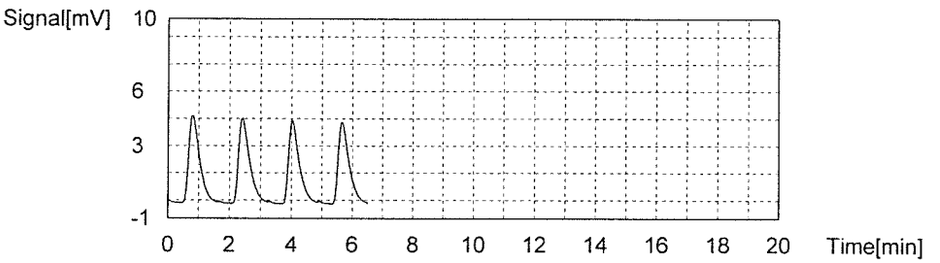

Quality Control

Form 5a
Matrix Spike

Client	: Roux Env. Eng. & Geology, DPC	**Lab Number**	: L2204289
Project Name	: PFIZER	**Project Number**	: 0047.0044Y047
Client Sample ID	: MW-23	**Matrix**	: WATER
Lab Sample ID	: L2204289-01		
Matrix Spike	: WG1599558-4	**MS Analysis Date**	: 01/31/22 14:29
Matrix Spike Dup	:	**MSD Analysis Date**	:

		Matrix Spike Sample			Matrix Spike Duplicate					
Parameter	Sample Conc. (mg/l)	Spike Added (mg/l)	Spike Conc. (mg/l)	%R	Spike Added (mg/l)	Spike Conc. (mg/l)	%R	RPD	Recovery Limits	RPD Limit
Total Organic Carbon	3.4	16	19	98					80-120	20

Form 6
Lab Duplicates

Client	: Roux Env. Eng. & Geology, DPC	**Lab Number**	: L2204289
Project Name	: PFIZER	**Project Number**	: 0047.0044Y047
Client Sample ID	: MW-23	**Matrix**	: WATER
Lab Sample ID	: L2204289-01	**Analysis Date**	: 01/31/22 08:47
Dup Sample ID	: WG1599558-3	**DUP Analysis Date**	: 01/31/22 14:03

Parameter	Sample Concentration (mg/l)	Duplicate Concentration (mg/l)	RPD	RPD Limit
Total Organic Carbon	3.4	3.4	0	20

Form 7
Laboratory Control Sample

Client	: Roux Env. Eng. & Geology, DPC	**Lab Number**	: L2204289
Project Name	: PFIZER	**Project Number**	: 0047.0044Y047
Client Sample ID	: NA	**Matrix**	: WATER
Lab Sample ID	: WG1599558-2	**LCS Analysis Date**	: 01/31/22 07:26
Dup Sample ID	:	**LCSD Analysis Date**	:

	Laboratory Control Sample			Laboratory Control Duplicate					
Parameter	**True (mg/l)**	**Found (mg/l)**	**%R**	**True (mg/l)**	**Found (mg/l)**	**%R**	**RPD**	**Recovery Limits**	**RPD Limit**
Total Organic Carbon	**4.00**	**3.70**	**92.**					**90-110**	**20**

Date Created: 11/11/21
Created By: Jason Hebert
File: PM11467-1
Page: 1

WETCHEM (WATER)

Analyte	CAS #	RL	MDL	Units	LCS Criteria	LCS RPD	MS Criteria	MS RPD	Duplicate RPD	Method	Holding Time	Container/Sample Preservation
Total Organic Carbon	7440-44-0	0.5	0.114	mg/l	90-110		80-120	20	20	9060A	28 days	3 - Vial H2SO4 preserved
Total Organic Carbon	7440-44-0	0.5	0.114	mg/l	90-110		80-120	20	20	5310C	28 days	2 - Vial H2SO4 preserved

Please Note that the RL information provided in this table is calculated using a 100% Solids factor. (Soil/Solids only)
Please Note that the information provided in this table is subject to change at anytime at the discretion of Alpha Analytical, Inc.

Calculations of TOC

Aqueous samples:

The TOC Talk Software calculates the area of the peaks produced by the analyzer, compares them to the peak area of the calibration standard stored in its memory, and calculates a mean TOC value from two injections in mg/L.

If the sample was manually diluted prior to analysis, the calculated mean must be manually multiplied by the dilution factor. The Reported Detection Limit is also multiplied by the same dilution factor.

$$\text{Result, mg/L} = \frac{\text{area - y-intercept}}{\text{slope}} \times \text{Dilution Factor}$$

Sequence Logs

DATE: MON 013122	CURVE ID: TOC4 012622	WORKING STDS ID:	
ANALYST:	STOCK STDS ID:	4 PPM ICV:	TOC 013122-ICV
	2000 PPM CURVE SLN: TOC-012622-C	4 PPM LCS:	TOC 013122-LCS
	2000 PPM ICV/LCS/SPK SLN: TOC-012622-W	4 PPM SPK:	TOC 013122-SPK
	400 PPM IC CK STD SLN: TIC121521-	10 PPM IC CK STD:	TOC 013122-ICK

POSITION	SAMPLE	DIL X	PH	COMMENTS
1	DI			
2	PCICVID			—
3	ICV			—
4	ICB			—
5	LCS			—
6	LCD			—
7	042897 FM	1	2	—
8	10	40	2	X conc.
9	1	1	2	—
10	2	1	2	—
11	3	1	2	—
12	4	1	2	—
13	5	1	2	—
14	6	1	2	—
15	CCV			—
16	CCB			—
17	13 042897.10	400	2	
18	17 8	1	2	—
19	1 dup	1	2	✓
20	1 SM	4	2	—
21	CCV			✓
22	CCB			
23				
24				
25				
26				

POSITION	SAMPLE	DIL X	PH	COMMENTS
27				
28				
29				
30				
31				
32				
33				
34				
35				
36				
37				
38				
39				
40				
41				
42				
43				
44				
45				
46				
47				
48				
49				
50				
51				
52				

D 013122

www.alphalab.com

Alpha Analytical

Laboratory Code: 11148

SDG Number: L2222369

The original project report/data package is held by Alpha Analytical. This report/data package is paginated and should be reproduced only in its entirety. Alpha Analytical holds no responsibility for results and/or data that are not consistent with the original.

Table of Contents

New York ASP Category B Data Deliverable Package 1
- Table of Contents 2
- Sample ID Cross Reference 5
- SDG Narrative 6
- Data Qualifier Definitions 8
- Instrument Information 11
- Sample Log-in Sheet 14
- Lims COC (LN01) 16
- External Chain of Custody 18
- Organics Analysis 19
  - GC Volatile Air Analysis 20
    - Volatiles QC Summary 21
      - Form 3 - Organics 22
      - Form 4 - Organics 24
      - MDL Study - Dissolved Gases 25
    - Volatiles Sample Data 26
      - Form 1 - Organics 27
      - FB-04282022 (L2222369-06) Analyzed: 05/03/22 15:37 34
      - MW-10 (L2222369-01) Analyzed: 05/03/22 15:54 37
      - MW-20 (L2222369-02) Analyzed: 05/03/22 16:12 44
      - MW-24I (L2222369-03) Analyzed: 05/03/22 16:30 50
      - MW-D2 (L2222369-04) Analyzed: 05/03/22 16:55 57
      - DUP-04282022 (L2222369-05) Analyzed: 05/03/22 17:13 63
    - Volatile Standards Data 69
      - Initial Calibration 70
        - Form 6 - Organics 71
        - ICAL for AIRLAB9 on 05/12/20 ICAL16772 72
        - Initial Calibration Summary - Cal Date: 05/12/20 00:00 72
        - STD01 Injected on: 05/11/20 15:46 73
        - STD02 Injected on: 05/11/20 16:06 86
        - STD03 Injected on: 05/11/20 16:25 100
        - STD04 Injected on: 05/11/20 16:45 115
        - STD05 Injected on: 05/11/20 17:05 125
        - STD06 Injected on: 05/11/20 17:25 135
        - STD07 Injected on: 05/11/20 17:44 146
        - STD08 Injected on: 05/11/20 18:04 158
        - ICV Summary Injected on: 05/11/20 18:38 162
        - ICV Quant Injected on: 05/11/20 18:38 163
      - Continuing Calibration 176
        - Form 7 WG1633890-1 for AIRLAB9 run 05/03/22 14:43:00 177
        - CC Summary - AIRLAB9 Run: 05/03/22 14:43 178
        - CC Quant - WG1633890-1 Inst. AIRLAB9 05/03/22 14:43 179
        - CC Summary - AIRLAB9 Run: 05/03/22 19:37 182
        - CC Quant - WG1633890-6 Inst. AIRLAB9 05/03/22 19:37 183
        - CC Quant - AIRLAB9 Run: 05/03/22 14:43:00 186
    - Volatiles Raw QC Data 189
      - Laboratory Method Bl (WG1633890-3) Analyzed: 05/03/22 15:08 Chan. A 190
      - LCS Summary for WG1633890-2 198
      - Laboratory Control S (WG1633890-2) Analyzed: 05/03/22 14:43 Chan. A 199
      - Matrix Spike (WG1633890-4) Analyzed: 05/03/22 18:42 Chan. A 209

Table of Contents

Air Calculations 216
QC Batch WG1633890 218
ICAL Sequence for AIRLAB9 on 12-MAY-2020 00:00 ICAL16772 219
Instrument AIRLAB9 Run Date 05/03/22 Run ID R1560258 221
GCMS 8260 Analysis 222
Volatiles QC Summary 223
Form 2 - Organics 224
Form 3 - Organics 225
Form 4 - Organics 231
Form 5 - Organics 233
Form 8 - Organics 236
MDL Study - Volatile Organics 8260 238
Volatiles Sample Data 247
Form 1 - Organics 248
FB-04282022 (L2222369-06) Analyzed: 05/01/22 13:19 269
TB-04282022 (L2222369-07) Analyzed: 05/01/22 13:45 273
DUP-04282022 (L2222369-05) Analyzed: 05/01/22 14:12 277
MW-20 (L2222369-02) Analyzed: 05/01/22 14:39 283
MW-24I (L2222369-03) Analyzed: 05/01/22 15:05 290
MW-D2 (L2222369-04) Analyzed: 05/01/22 15:32 296
MW-10 (L2222369-01D) Analyzed: 05/01/22 15:58 312
MW-20 (L2222369-02D2) Analyzed: 05/02/22 16:45 322
MW-D2 (L2222369-04D2) Analyzed: 05/02/22 17:11 326
DUP-04282022 (L2222369-05D2) Analyzed: 05/02/22 17:38 330
Volatile Standards Data 334
Initial Calibration 335
Form 6 - Organics 336
ICAL for GONZO on 04/26/22 ICAL18969 339
Initial Calibration Summary - Cal Date: 04/26/22 00:00 339
BFB Tune Std Injected on: 04/25/22 18:14 343
STD0.19PPB Injected on: 04/25/22 19:26 344
STD0.5PPB Injected on: 04/25/22 20:20 347
STD2.0PPB Injected on: 04/25/22 21:14 355
STD10PPB Injected on: 04/25/22 22:07 365
STD30PPB Injected on: 04/25/22 22:33 377
STD80PPB Injected on: 04/25/22 22:59 384
STD120PPB Injected on: 04/25/22 23:26 389
STD200PPB Injected on: 04/25/22 23:52 394
ICV Summary Form Injected on: 04/26/22 02:56 400
ICV Quant Report Injected on: 04/26/22 02:56 403
Correlation Data Summary 413
Continuing Calibration 414
Form 7 - Organics 415
CC Summary - GONZO Run: 05/01/22 09:19 421
CC Quant - GONZO Run: 05/01/22 09:19 424
CC Summary - GONZO Run: 05/02/22 09:05 429
CC Quant - GONZO Run: 05/02/22 09:05 432
bfb tune - Inst. GONZO 05/01/22 08:32 439
bfb tune - Inst. GONZO 05/02/22 08:24 440
Volatiles Raw QC Data 441

Table of Contents

Laboratory Method Bl (WG1633355-5) Analyzed: 05/01/22 10:40 442
Laboratory Method Bl (WG1633761-5) Analyzed: 05/02/22 10:27 446
Laboratory Control S (WG1633355-3) Analyzed: 05/01/22 09:19 449
Laboratory Control S (WG1633761-3) Analyzed: 05/02/22 09:05 484
LCS Duplicate (WG1633355-4) Analyzed: 05/01/22 09:46 518
LCS Duplicate (WG1633761-4) Analyzed: 05/02/22 09:33 553
Matrix Spike (WG1633355-6) Analyzed: 05/01/22 16:25 587
Matrix Spike Duplica (WG1633355-7) Analyzed: 05/01/22 16:51 622
Volatiles Calculations 657
QC Batch WG1633355 658
QC Batch WG1633761 659
ICAL Sequence for GONZO on 26-APR-2022 00:00 ICAL18969 660
VOAseq 660
Instrument GONZO Run Date 05/01/22 Run ID R1559455 661
VOAseq 661
Instrument GONZO Run Date 05/02/22 Run ID R1559854 662
VOAseq 662
Wet Chemistry Analysis 663
TOC Analysis 664
Results 665
Form 1 - Inorganics 666
Organic Carbon ICAL Raw Data - TOC4 674
Sample Raw Data 677
Wet Chemistry Raw Data 678
Quality Control 696
Form 5A - Inorganics 697
Form 6 - Inorganics 698
Form 7 - Inorganics 699
MDL Study - Total Organic Carbon 700
Organic Carbon Calculations 701
Sequence Logs 702
Instrument TOC-VW4 Run Date 05/02/22 Run ID R1559797 703

Project Name: PFIZER
Project Number: 0047.0044Y047

Lab Number: L2222369
Report Date: 05/04/22

Alpha Sample ID	Client ID	Matrix	Sample Location	Collection Date/Time	Receive Date
L2222369-01	MW-10	WATER	60-66 GERRY STREET	04/28/22 14:00	04/28/22
L2222369-02	MW-20	WATER	60-66 GERRY STREET	04/28/22 13:05	04/28/22
L2222369-03	MW-24I	WATER	60-66 GERRY STREET	04/28/22 11:15	04/28/22
L2222369-04	MW-D2	WATER	60-66 GERRY STREET	04/28/22 11:45	04/28/22
L2222369-05	DUP-04282022	WATER	60-66 GERRY STREET	04/28/22 12:00	04/28/22
L2222369-06	FB-04282022	WATER	60-66 GERRY STREET	04/28/22 12:20	04/28/22
L2222369-07	TB-04282022	WATER	60-66 GERRY STREET	04/28/22 00:00	04/28/22

Case Narrative

The samples were received in accordance with the Chain of Custody and no significant deviations were encountered during the preparation or analysis unless otherwise noted. Sample Receipt, Container Information, and the Chain of Custody are located at the back of the report.

Results contained within this report relate only to the samples submitted under this Alpha Lab Number and meet NELAP requirements for all NELAP accredited parameters unless otherwise noted in the following narrative. The data presented in this report is organized by parameter (i.e. VOC, SVOC, etc.). Sample specific Quality Control data (i.e. Surrogate Spike Recovery) is reported at the end of the target analyte list for each individual sample, followed by the Laboratory Batch Quality Control at the end of each parameter. Tentatively Identified Compounds (TICs), if requested, are reported for compounds identified to be present and are not part of the method/program Target Compound List, even if only a subset of the TCL are being reported. If a sample was re-analyzed or re-extracted due to a required quality control corrective action and if both sets of data are reported, the Laboratory ID of the re-analysis or re-extraction is designated with an "R" or "RE", respectively. When multiple Batch Quality Control elements are reported (e.g. more than one LCS), the associated samples for each element are noted in the grey shaded header line of each data table. Any Laboratory Batch, Sample Specific % recovery or RPD value that is outside the listed Acceptance Criteria is bolded in the report. All specific QC information is also incorporated in the Data Usability format of our Data Merger tool where it can be reviewed along with any associated usability implications. Soil/sediments, solids and tissues are reported on a dry weight basis unless otherwise noted. Definitions of all data qualifiers and acronyms used in this report are provided in the Glossary located at the back of the report.

In reference to questions H (CAM) or 4 (RCP) when "NO" is checked, the performance criteria for CAM and RCP methods allow for some quality control failures to occur and still be within method compliance. In these instances the specific failure is not narrated but noted in the associated QC table. The information is also incorporated in the Data Usability format of our Data Merger tool where it can be reviewed along with any associated usability implications.

Please see the associated ADEx data file for a comparison of laboratory reporting limits that were achieved with the regulatory Numerical Standards requested on the Chain of Custody.

HOLD POLICY
For samples submitted on hold, Alpha's policy is to hold samples (with the exception of Air canisters) free of charge for 21 calendar days from the date the project is completed. After 21 calendar days, we will dispose of all samples submitted including those put on hold unless you have contacted your Client Service Representative and made arrangements for Alpha to continue to hold the samples. Air canisters will be disposed after 3 business days from the date the project is completed.

Please contact Client Services at 800-624-9220 with any questions.

Case Narrative (continued)

Report Submission

All non-detect (ND) or estimated concentrations (J-qualified) have been quantitated to the limit noted in the MDL column.

Sample Receipt

L2222369-01F1 and -05H: The container(s) for Total Organic Carbon - EPA 9060A (ug/l) analysis were received empty; however, there was adequate sample remaining to perform the requested analysis.
L2222369-02C: The container(s) for TCL Volatiles - EPA 8260C analysis was received empty; however, there was adequate sample remaining to perform the requested analysis.
L2222369-04: The collection date and time on the chain of custody was 28-APR-22 12:45; however, the collection date/time on the container label was 28-APR-22 11:45. At the client's request, the collection date/time is reported as 28-APR-22 11:45.

Volatile Organics

L2222369-02, -04 and -05: Differences were noted between the results of the analyses which have been attributed to vial discrepancies. Further re-analysis could not be performed due to the existing vials being compromised.
The WG1633355-6/-7 MS/MSD recoveries, performed on L2222369-01, are outside the acceptance criteria for cis-1,2-dichloroethene (0%/0%). The unacceptable percent recoveries are attributed to the elevated concentrations of target compounds present in the native sample.

I, the undersigned, attest under the pains and penalties of perjury that, to the best of my knowledge and belief and based upon my personal inquiry of those responsible for providing the information contained in this analytical report, such information is accurate and complete. This certificate of analysis is not complete unless this page accompanies any and all pages of this report.

Authorized Signature: Caitlin Wallukeit Report Date: 05/04/22

Title: Technical Director/Representative

GLOSSARY

Acronyms

DL - Detection Limit: This value represents the level to which target analyte concentrations are reported as estimated values, when those target analyte concentrations are quantified below the limit of quantitation (LOQ). The DL includes any adjustments from dilutions, concentrations or moisture content, where applicable. (DoD report formats only.)

EDL - Estimated Detection Limit: This value represents the level to which target analyte concentrations are reported as estimated values, when those target analyte concentrations are quantified below the reporting limit (RL). The EDL includes any adjustments from dilutions, concentrations or moisture content, where applicable. The use of EDLs is specific to the analysis of PAHs using Solid-Phase Microextraction (SPME).

EMPC - Estimated Maximum Possible Concentration: The concentration that results from the signal present at the retention time of an analyte when the ions meet all of the identification criteria except the ion abundance ratio criteria. An EMPC is a worst-case estimate of the concentration.

EPA - Environmental Protection Agency.

LCS - Laboratory Control Sample: A sample matrix, free from the analytes of interest, spiked with verified known amounts of analytes or a material containing known and verified amounts of analytes.

LCSD - Laboratory Control Sample Duplicate: Refer to LCS.

LFB - Laboratory Fortified Blank: A sample matrix, free from the analytes of interest, spiked with verified known amounts of analytes or a material containing known and verified amounts of analytes.

LOD - Limit of Detection: This value represents the level to which a target analyte can reliably be detected for a specific analyte in a specific matrix by a specific method. The LOD includes any adjustments from dilutions, concentrations or moisture content, where applicable. (DoD report formats only.)

LOQ - Limit of Quantitation: The value at which an instrument can accurately measure an analyte at a specific concentration. The LOQ includes any adjustments from dilutions, concentrations or moisture content, where applicable. (DoD report formats only.)

Limit of Quantitation: The value at which an instrument can accurately measure an analyte at a specific concentration. The LOQ includes any adjustments from dilutions, concentrations or moisture content, where applicable. (DoD report formats only.)

MDL - Method Detection Limit: This value represents the level to which target analyte concentrations are reported as estimated values, when those target analyte concentrations are quantified below the reporting limit (RL). The MDL includes any adjustments from dilutions, concentrations or moisture content, where applicable.

MS - Matrix Spike Sample: A sample prepared by adding a known mass of target analyte to a specified amount of matrix sample for which an independent estimate of target analyte concentration is available. For Method 332.0, the spike recovery is calculated using the native concentration, including estimated values.

MSD - Matrix Spike Sample Duplicate: Refer to MS.

NA - Not Applicable.

NC - Not Calculated: Term is utilized when one or more of the results utilized in the calculation are non-detect at the parameter's reporting unit.

NDPA/DPA - N-Nitrosodiphenylamine/Diphenylamine.

NI - Not Ignitable.

NP - Non-Plastic: Term is utilized for the analysis of Atterberg Limits in soil.

NR - No Results: Term is utilized when 'No Target Compounds Requested' is reported for the analysis of Volatile or Semivolatile Organic TIC only requests.

RL - Reporting Limit: The value at which an instrument can accurately measure an analyte at a specific concentration. The RL includes any adjustments from dilutions, concentrations or moisture content, where applicable.

RPD - Relative Percent Difference: The results from matrix and/or matrix spike duplicates are primarily designed to assess the precision of analytical results in a given matrix and are expressed as relative percent difference (RPD). Values which are less than five times the reporting limit for any individual parameter are evaluated by utilizing the absolute difference between the values; although the RPD value will be provided in the report.

SRM - Standard Reference Material: A reference sample of a known or certified value that is of the same or similar matrix as the associated field samples.

STLP - Semi-dynamic Tank Leaching Procedure per EPA Method 1315.

TEF - Toxic Equivalency Factors: The values assigned to each dioxin and furan to evaluate their toxicity relative to 2,3,7,8-TCDD.

TEQ - Toxic Equivalent: The measure of a sample's toxicity derived by multiplying each dioxin and furan by its corresponding TEF and then summing the resulting values.

TIC - Tentatively Identified Compound: A compound that has been identified to be present and is not part of the target compound list (TCL) for the method and/or program. All TICs are qualitatively identified and reported as estimated concentrations.

Report Format: DU Report with 'J' Qualifiers

Footnotes

1 - The reference for this analyte should be considered modified since this analyte is absent from the target analyte list of the original method.

Terms

Analytical Method: Both the document from which the method originates and the analytical reference method. (Example: EPA 8260B is shown as 1,8260B.) The codes for the reference method documents are provided in the References section of the Addendum.

Difference: With respect to Total Oxidizable Precursor (TOP) Assay analysis, the difference is defined as the Post-Treatment value minus the Pre-Treatment value.

Final pH: As it pertains to Sample Receipt & Container Information section of the report, Final pH reflects pH of container determined after adjustment at the laboratory, if applicable. If no adjustment required, value reflects Initial pH.

Frozen Date/Time: With respect to Volatile Organics in soil, Frozen Date/Time reflects the date/time at which associated Reagent Water-preserved vials were initially frozen. Note: If frozen date/time is beyond 48 hours from sample collection, value will be reflected in 'bold'.

Initial pH: As it pertains to Sample Receipt & Container Information section of the report, Initial pH reflects pH of container determined upon receipt, if applicable.

PAH Total: With respect to Alkylated PAH analyses, the 'PAHs, Total' result is defined as the summation of results for all or a subset of the following compounds: Naphthalene, C1-C4 Naphthalenes, 2-Methylnaphthalene, 1-Methylnaphthalene, Biphenyl, Acenaphthylene, Acenaphthene, Fluorene, C1-C3 Fluorenes, Phenanthrene, C1-C4 Phenanthrenes/Anthracenes, Anthracene, Fluoranthene, Pyrene, C1-C4 Fluoranthenes/Pyrenes, Benz(a)anthracene, Chrysene, C1-C4 Chrysenes, Benzo(b)fluoranthene, Benzo(j)+(k)fluoranthene, Benzo(e)pyrene, Benzo(a)pyrene, Perylene, Indeno(1,2,3-cd)pyrene, Dibenz(ah)+(ac)anthracene, Benzo(g,h,i)perylene. If a 'Total' result is requested, the results of its individual components will also be reported.

PFAS Total: With respect to PFAS analyses, the 'PFAS, Total (5)' result is defined as the summation of results for: PFHpA, PFHxS, PFOA, PFNA and PFOS. In addition, the 'PFAS, Total (6)' result is defined as the summation of results for: PFHpA, PFHxS, PFOA, PFNA, PFDA and PFOS. For MassDEP DW compliance analysis only, the 'PFAS, Total (6)' result is defined as the summation of results at or above the RL. Note: If a 'Total' result is requested, the results of its individual components will also be reported.

The target compound Chlordane (CAS No. 57-74-9) is reported for GC ECD analyses. Per EPA,this compound "refers to a mixture of chlordane isomers, other chlorinated hydrocarbons and numerous other components." (Reference: USEPA Toxicological Review of Chlordane, In Support of Summary Information on the Integrated Risk Information System (IRIS), December 1997.)

Total: With respect to Organic analyses, a 'Total' result is defined as the summation of results for individual isomers or Aroclors. If a 'Total' result is requested, the results of its individual components will also be reported. This is applicable to 'Total' results for methods 8260, 8081 and 8082.

Data Qualifiers

A - Spectra identified as "Aldol Condensates" are byproducts of the extraction/concentration procedures when acetone is introduced in the process.

B - The analyte was detected above the reporting limit in the associated method blank. Flag only applies to associated field samples that have detectable concentrations of the analyte at less than ten times (10x) the concentration found in the blank. For MCP-related projects, flag only applies to associated field samples that have detectable concentrations of the analyte at less than ten times (10x) the concentration found in the blank. For DOD-related projects, flag only applies to associated field samples that have detectable concentrations of the analyte at less than ten times (10x) the concentration found in the blank AND the analyte was detected above one-half the reporting limit (or above the reporting limit for common lab contaminants) in the associated method blank. For NJ-Air-related projects, flag only applies to associated field samples that have detectable concentrations of the analyte above the reporting limit. For NJ-related projects (excluding Air), flag only applies to associated field samples that have detectable concentrations of the analyte, which was detected above the reporting limit in the associated method blank or above five times the reporting limit for common lab contaminants (Phthalates, Acetone, Methylene Chloride, 2-Butanone).

C - Co-elution: The target analyte co-elutes with a known lab standard (i.e. surrogate, internal standards, etc.) for co-extracted analyses.

D - Concentration of analyte was quantified from diluted analysis. Flag only applies to field samples that have detectable concentrations of the analyte.

E - Concentration of analyte exceeds the range of the calibration curve and/or linear range of the instrument.

F - The ratio of quantifier ion response to qualifier ion response falls outside of the laboratory criteria. Results are considered to be an estimated maximum concentration.

G - The concentration may be biased high due to matrix interferences (i.e, co-elution) with non-target compound(s). The result should be considered estimated.

H - The analysis of pH was performed beyond the regulatory-required holding time of 15 minutes from the time of sample collection.

I - The lower value for the two columns has been reported due to obvious interference.

M - Reporting Limit (RL) exceeds the MCP CAM Reporting Limit for this analyte.

NJ - Presumptive evidence of compound. This represents an estimated concentration for Tentatively Identified Compounds (TICs), where the identification is based on a mass spectral library search.

P - The RPD between the results for the two columns exceeds the method-specified criteria.

Report Format: DU Report with 'J' Qualifiers

Data Qualifiers

Q - The quality control sample exceeds the associated acceptance criteria. For DOD-related projects, LCS and/or Continuing Calibration Standard exceedences are also qualified on all associated sample results. Note: This flag is not applicable for matrix spike recoveries when the sample concentration is greater than 4x the spike added or for batch duplicate RPD when the sample concentrations are less than 5x the RL. (Metals only.)

R - Analytical results are from sample re-analysis.

RE - Analytical results are from sample re-extraction.

S - Analytical results are from modified screening analysis.

V - The surrogate associated with this target analyte has a recovery outside the QC acceptance limits. (Applicable to MassDEP DW Compliance samples only.)

Z - The batch matrix spike and/or duplicate associated with this target analyte has a recovery/RPD outside the QC acceptance limits. (Applicable to MassDEP DW Compliance samples only.)

J - Estimated value. The Target analyte concentration is below the quantitation limit (RL), but above the Method Detection Limit (MDL) or Estimated Detection Limit (EDL) for SPME-related analyses. This represents an estimated concentration for Tentatively Identified Compounds (TICs).

ND - Not detected at the method detection limit (MDL) for the sample, or estimated detection limit (EDL) for SPME-related analyses.

Report Format: DU Report with 'J' Qualifiers

Volatile Organics Instruments

Volatile Organics:

Instrument: Agilent 7890 GC/5975C MSD	Columns (length x ID x df):
Trap: Supelco K Trap (VOACARB 3000)	RTX-VMS 20m x 0.18mm x 1um
Concentrator: EST Encon (or equivalent)	RTX-VMS 30m x 0.25mm x 1.4um
Autosampler: EST Centurion (or equivalent)	RTX-502.2 40m x 0.18mm x 1um
Purge time: 11 min	

Volatile Organics: VPH

Instrument: Agilent 6890 (or equivalent)	Column Type: Restek RTX 502.2
Trap: Supelco K Trap (VOACARB 3000)	Column Length: 105 Meters
Concentrator: EST Encon (or equivalent)	df: 3.00 um
Autosampler: EST Centurion (or equivalent)	ID: 0.53mm

Volatile Organics: PIANO

Instrument: Agilent 7890 GC/5975C MSD	Column Type: DB-VRX
Trap: Supelco K Trap (VOACARB 3000)	Column Length: 60 Meters
Concentrator: Tekmar Velocity / EST Encon	df: 1.40 um
Autosampler: Varian Archon / EST Centurion	ID: 0.25 mm
Purge time: 11 min	Desorb: 1 min

Volatile Organics: Dissolved Gas

Instrument: Agilent 7890 (or equivalent) with FID/TCD	
	Column Type: Haysep S Column
	Column Length: 2 Meters packed (100/200 mesh)
Autosampler: LEAP Headspace	Purge time: 0.6 min

Volatile Organics in Air Instruments

Volatile Organics in Air:

Instruments: Agilent 6890 GC / 5975 MSD Shimadzu QP2010-SE / QP2020

Concentrator: Entech 7100A or 7200	Column Type: Restek RTX-1
Autosampler: Entech 7016CA or 7016D	Column Length: 60 Meters
	df: 1.00 um
	ID: 0.25 mm or 0.32 mm

Trap 1: Glass Bead: manufacturer-Entech: 20 cm packing material
Trap 2: Tenax: manufacturer-Entech: 20 cm packing material

Semivolatile Organics Instruments - Westborough

Semivolatile Organics (Acid/Base/Neutral Extractables):

Instrument: Agilent 5973N MSD	Injection volume: 1 ul;2 uL LVI
Column Type: Restek RXI-5SILMS	df: 0.32 um
Column Length: 30 Meters	ID: 0.25 mm

Polynuclear Aromatic Hydrocarbons by 8270 SIM:

Instrument: Agilent 5973 MSD	Injection volume: 1 ul;2 uL LVI
Column Type: Restek RXI-5SILMS	df: 0.25 um
Column Length: 30 Meters	ID: 0.25 mm

Pesticides/PCB/Herbicides:

Instrument: Agilent 6890 w/Dual Micro ECDs	Injection Volume: 1uL
Column A: Restek RTX-CL/STX-CL	df: 0.32
Column B: Restek RTX/STX-CLPPesticide II	df: 0.25
Column Length: 30 Meters	ID: 0.32 mm

Petroleum/EPH:

Instrument: Agilent 6890 w/FID / HP 5890 w/ FID	Injection Volume: 1uL
Column: Restek RTX 5	df: 0.25
Column Length: 30 Meters	
ID: 0.32 mm	

Semivolatile Organic Instruments - Mansfield

Semivolatile Organics (ALK-PAH Extractables):

Instrument: Agilent 5973N / 5975 MSD	Injection volume: 1 ul
Column Type: ZB-5	df: 0.25 um
Column Length: 60 Meters	ID: 0.25 mm

Semivolatile Organics (8270):

Instrument: Agilent 5973N / 5975 MSD	Injection volume: 2 ul
Column Type: ZB-Semivolatiles	df: 0.25 um
Column Length: 30 Meters	ID: 0.25 mm

Semivolatile Organics (8270 SIM):

Instrument: Agilent 5973N / 5975 MSD	Injection volume: 3 ul
Column Type: ZB-5	df: 0.25 um
Column Length: 30 Meters	ID: 0.25 mm

Semivolatile Organics (1,4-Dioxane):

Instrument: Agilent 5973N / 5975 / 5977 MSD	Injection volume: 3 ul
Column Type: RTX-5	df: 0.25um, 0.18 um
Column Length: 30 Meters	ID: 0.25um, 0.18 mm

Semivolatile Organics (209 Congener):

Instrument: Agilent 5973N / 5975 MSD	Injection volume: 3 ul
Column Type: RTX-5, RTX-PCB	df: 0.25um, 0.18 um
Column Length: 60 Meters	ID: 0.25um, 0.18 mm

Semivolatile Organics (8081):

Instrument: Agilent 6890 / 7890	Injection volume: 1 ul
Column Type: RTX-5 / RTX-CLP II	df: 0.25 um
Column Length: 60 Meters	ID: 0.25 mm

Semivolatile Organics (8082):

Instrument: Agilent 6890 w/Dual Micro ECDs	Injection Volume: 1uL
Column A: Restek RTX-CL/STX-CL	df: 0.32
Column B: Restek RTX/STX-CLPPesticide II	df: 0.25
Column Length: 30 Meters	ID: 0.32 mm

Semivolatile Organics (SHC Extractables):

Instrument: Agilent 6890	Injection volume: 1 ul
Column Type: RTX-5	df: 0.25 um
Column Length: 60 Meters	ID: 0.25 mm

Sample Delivery Group Summary

Alpha Job Number : L2222369

Received : 28-APR-2022
Reviewer : Geoffry Grace

Account Name : Roux Env. Eng. & Geology, DPC
Project Number : 0047.0044Y047
Project Name : PFIZER

Delivery Information

Samples Delivered By : Alpha Courier

Chain of Custody : Present

Cooler Information

Cooler	Seal/Seal#	Preservation	Temperature(°C)	Additional Information
A	Absent/	Ice	3.8	

Condition Information

1) All samples on COC received? **YES**

2) Extra samples received? **NO**

3) Are there any sample container discrepancies? **YES**
L2222369-01F1 (TOC-9060) was received in inappropriate container.
L2222369-02C (NYTCL-8260) was received in inappropriate container.
L2222369-05H (TOC-9060) was received in inappropriate container.

4) Are there any discrepancies between sample labels & COC? **YES**
L2222369-04: 28-APR-22 12:45 vs. 28-APR-22 11:45

5) Are samples in appropriate containers for requested analysis? **NO**
Please refer to information noted in Question 3 above.

6) Are samples properly preserved for requested analysis? **YES**

7) Are samples within holding time for requested analysis? **YES**

8) All sampling equipment returned? **NA**

Volatile Organics/VPH

1) Reagent Water Vials Frozen by Client? **NO**

Comments

L2222369-01F1 Container Recieved Empty
L2222369-02C Container Recieved Empty

Sample Delivery Group Summary

Alpha Job Number : L2222369

Account Name : Roux Env. Eng. & Geology, DPC
Project Number : 0047.0044Y047
Project Name : PFIZER

Received : 28-APR-2022
Reviewer : Geoffry Grace

L2222369-05H Container Recieved Empty

ALPHA ANALYTICAL LABORATORIES, INC.
LOGIN CHAIN OF CUSTODY REPORT
May 04 2022, 04:27 pm

Login Number: L2222369
Account: ROUX-NY Roux Env. Eng. & Geology, DPCProject: 0047.0044Y047
Received: 28APR22 Due Date: 04MAY22

Sample #	Client ID	Mat	PR	Collected
L2222369-01	MW-10	S0	1	28APR22 14:00

L2222369-01 MS L2222369-01 MSD DISSGAS: Methane,ethane, and ethene Only one result per compound. If a sample requires High AND Low Levels, ok to report both as long as each compound is only reported once (can't have a result reported for a compound from both high AND low runs) Only one result per compound 8260: report list built ASP-B Package Due Date: 05/04/22

ASP-B,DISSGAS,MS/MSD,NYTCL-8260,TOC-9060-PPB

Sample #	Client ID	Mat	PR	Collected
L2222369-02	MW-20	S0	1	28APR22 13:05

DISSGAS: Methane,ethane, and ethene Only one result per compound. If a sample requires High AND Low Levels, ok to report both as long as each compound is only reported once (can't have a result reported for a compound from both high AND low runs) Only one result per compound 8260: report list built Package Due Date: 05/04/22

DISSGAS,NYTCL-8260,TOC-9060-PPB

Sample #	Client ID	Mat	PR	Collected
L2222369-03	MW-24I	S0	1	28APR22 11:15

DISSGAS: Methane,ethane, and ethene Only one result per compound. If a sample requires High AND Low Levels, ok to report both as long as each compound is only reported once (can't have a result reported for a compound from both high AND low runs) Only one result per compound 8260: report list built Package Due Date: 05/04/22

DISSGAS,NYTCL-8260,TOC-9060-PPB

Sample #	Client ID	Mat	PR	Collected
L2222369-04	MW-D2	S0	1	28APR22 11:45

DISSGAS: Methane,ethane, and ethene Only one result per compound. If a sample requires High AND Low Levels, ok to report both as long as each compound is only reported once (can't have a result reported for a compound from both high AND low runs) Only one result per compound 8260: report list built Package Due Date: 05/04/22

DISSGAS,NYTCL-8260,TOC-9060-PPB

ALPHA ANALYTICAL LABORATORIES, INC.
LOGIN CHAIN OF CUSTODY REPORT
May 04 2022, 04:27 pm

Login Number: L2222369

Account: ROUX-NY Roux Env. Eng. & Geology, DPCProject: 0047.0044Y047

Received: 28APR22 Due Date: 04MAY22

Sample #	Client ID	Mat	PR	Collected
L2222369-05	DUP-04282022	S0	1	28APR22 12:00

DISSGAS: Methane,ethane, and ethene Only one result per compound. If a sample requires High AND Low Levels, ok to report both as long as each compound is only reported once (can't have a result reported for a compound from both high AND low runs) Only one result per compound 8260: report list built
Package Due Date: 05/04/22

DISSGAS,NYTCL-8260,TOC-9060-PPB

Sample #	Client ID	Mat	PR	Collected
L2222369-06	FB-04282022	S0	1	28APR22 12:20

DISSGAS: Methane,ethane, and ethene Only one result per compound. If a sample requires High AND Low Levels, ok to report both as long as each compound is only reported once (can't have a result reported for a compound from both high AND low runs) Only one result per compound 8260: report list built
Package Due Date: 05/04/22

DISSGAS,NYTCL-8260,TOC-9060-PPB

Sample #	Client ID	Mat	PR	Collected
L2222369-07	TB-04282022	S0	1	28APR22 00:00

DISSGAS: Methane,ethane, and ethene Only one result per compound. If a sample requires High AND Low Levels, ok to report both as long as each compound is only reported once (can't have a result reported for a compound from both high AND low runs) Only one result per compound 8260: report list built
Package Due Date: 05/04/22

NYTCL-8260

Logged By: Jennifer Byrnes

NEW YORK CHAIN OF CUSTODY

ALPHA ANALYTICAL

Westborough, MA 01581
8 Walkup Dr.
TEL: 508-898-9220
FAX: 508-898-9193

Mansfield, MA 02048
320 Forbes Blvd
TEL: 508-822-9300
FAX: 508-822-3288

Service Centers
Mahwah, NJ 07430: 35 Whitney Rd, Suite 5
Albany, NY 12205: 14 Walker Way
Tonawanda, NY 14150: 275 Cooper Ave, Suite 105

Page 1 of 1

Date Rec'd in Lab: 4/29/22

ALPHA Job #: L2222369

Client Information

Client: Roux
Address: 209 Shafter Street
Islandia, NY 11749
Phone: 631-232-2600
Fax:
Email: jmichaels@rouxinc.com

Project Information

Project Name: Former Pfizer Inc Site B & D
Project Location: 60-66 Gerry Street, Brooklyn, NY
Project #: 0047.0044Y047
(Use Project name as Project #)
Project Manager: Julia Michaels
ALPHAQuote #:

Turn-Around Time

Standard ☑ Due Date:
Rush (only if pre approved) ☐ # of Days:

Deliverables

☐ ASP-A ☑ ASP-B
☐ EQuIS (1 File) ☐ EQuIS (4 File)
☐ Other

Regulatory Requirement

☐ NY TOGS ☐ NY Part 375
☐ AWQ Standards ☐ NY CP-51
☐ NY Restricted Use ☐ Other
☐ NY Unrestricted Use ☐
☐ NYC Sewer Discharge ☐

Billing Information

☐ Same as Client Info
PO #

Disposal Site Information

Please identify below location of applicable disposal facilities.
Disposal Facility:
NJ ☐ NY
Other:

These samples have been previously analyzed by Alpha ☐

Other project specific requirements/comments:

Please specify Metals or TAL.

ANALYSIS

TCL VOCs USEPA 8260 | TOC | Methane, Ethene

Sample Filtration
☐ Done
☐ Lab to do
Preservation
☐ Lab to do
(Please Specify below)

Sample Specific Comments

ALPHA Lab ID (Lab Use Only)	Sample ID	Collection Date	Collection Time	Sample Matrix	Sampler's Initials	TCL VOCs USEPA 8260	TOC	Methane, Ethene	Total Bottles
2236901	MW-10	4/28/22	1401	W	AN	X	X	X	24
-02	MW-20		1305						8
-03	MW-24I		1115						8
-04	MW-D2		1245						8
-05	DUP-04282022		1200						8
-06	FB-04282022		1220						8
-07	TB-04282022	4/27/22	—		LAB				2

Preservative Code:
A = None
B = HCl
C = HNO_3
D = H_2SO_4
E = NaOH
F = MeOH
G = $NaHSO_4$
H = $Na_2S_2O_3$
K/E = Zn Ac/NaOH
O = Other

Container Code
P = Plastic
A = Amber Glass
V = Vial
G = Glass
B = Bacteria Cup
C = Cube
O = Other
E = Encore
D = BOD Bottle

Westboro: Certification No: MA935
Mansfield: Certification No: MA015

Container Type	V	V	V									
Preservative	B	D	B									

Relinquished By:	Date/Time	Received By:	Date/Time
Yelena Tomey	4/29/22 1545	MSM (mobile)	4/28/22 1545
MSM (mobile)	4/28/22 20:05	Yelena Tomey	4/29/22 0100
Yelena Tomey	4/29/22		4/28/22 2345
	4/29/22 0103		4/29/22 0150

Please print clearly, legibly and completely. Samples can not be logged in and turnaround time clock will not start until any ambiguities are resolved. BY EXECUTING THIS COC, THE CLIENT HAS READ AND AGREES TO BE BOUND BY ALPHA'S TERMS & CONDITIONS.

Organics

GC VOA
Air Analysis

Volatiles QC Summary

Laboratory Control Sample Summary
Form 3
Volatiles

Client	: Roux Env. Eng. & Geology, DPC	**Lab Number**	: L2222369
Project Name	: PFIZER	**Project Number**	: 0047.0044Y047
Matrix	: WATER		
LCS Sample ID	: WG1633890-2 **Analysis Date** : 05/03/22 14:43	**File ID**	: R0941445
LCSD Sample ID	: **Analysis Date** :	**File ID**	:

	Laboratory Control Sample			Laboratory Control Duplicate					
Parameter	True (ug/l)	Found (ug/l)	%R	True (ug/l)	Found (ug/l)	%R	RPD	Recovery Limits	RPD Limit
Methane	54.6	47.3	87				-	80-120	25
Ethene	95.5	78.4	82				-	80-120	25
Ethane	102	82.9	81				-	80-120	25

Matrix Spike Sample Summary
Form 3
Volatiles

Client	: Roux Env. Eng. & Geology, DPC	**Lab Number**	: L2222369
Project Name	: PFIZER	**Project Number**	: 0047.0044Y047
Client Sample ID	: MW-10	**Matrix**	: WATER
Lab Sample ID	: L2222369-01	**Analysis Date**	: 05/03/22 15:54
Matrix Spike	: WG1633890-4	**MS Analysis Date**	: 05/03/22 18:42
Matrix Spike Dup	: WG1633890-5	**MSD Analysis Date**	: 05/03/22 19:03

		Matrix Spike Sample			Matrix Spike Duplicate					
Parameter	**Sample Conc. (ug/l)**	**Spike Added (ug/l)**	**Spike Conc. (ug/l)**	**%R**	**Spike Added (ug/l)**	**Spike Conc. (ug/l)**	**%R**	**RPD**	**Recovery Limits**	**RPD Limit**
Methane	80.7	54.6	132	94	54.6	130	90	2	80-120	25
Ethene	0.574	95.5	86.1	90	95.5	85.5	89	1	80-120	25
Ethane	1.00	102	91.5	88	102	89.3	86	2	80-120	25

Method Blank Summary
Form 4
Volatiles

Client	: Roux Env. Eng. & Geology, DPC	**Lab Number**	: L2222369
Project Name	: PFIZER	**Project Number**	: 0047.0044Y047
Lab Sample ID	: WG1633890-3	**Lab File ID**	: R0941446
Instrument ID	: AIRLAB9		
Matrix	: WATER	**Analysis Date**	: 05/03/22 15:08

Client Sample No.	Lab Sample ID	Analysis Date
WG1633890-2LCS	WG1633890-2	05/03/22 14:43
FB-04282022	L2222369-06	05/03/22 15:37
MW-10	L2222369-01	05/03/22 15:54
MW-20	L2222369-02	05/03/22 16:12
MW-24I	L2222369-03	05/03/22 16:30
MW-D2	L2222369-04	05/03/22 16:55
DUP-04282022	L2222369-05	05/03/22 17:13
MW-10MS	WG1633890-4	05/03/22 18:42
MW-10MSD	WG1633890-5	05/03/22 19:03

Date Created: 11/07/16
Created By: Jason Hebert
File: PM2974-1
Page: 1

Dissolved Gases (WATER)

Holding Time: 14 days
Container/Sample Preservation: 2 - 20ml Vial HCl preserved

Analyte	CAS #	RL	MDL	Units	LCS Criteria	LCS RPD	MS Criteria	MS RPD	Duplicate RPD	Surrogate Criteria		
Methane	74-82-8	0.5	0.117	ug/l	80-120	25	80-120	25	25			
Ethene	74-85-1	0.5	0.151	ug/l	80-120	25	80-120	25	25			
Ethane	74-84-0	0.5	0.176	ug/l	80-120	25	80-120	25	25			
Propane	74-98-6	1	0.23	ug/l	80-120	25	80-120	25	25			
Butane	106-97-8	1	0.238	ug/l	80-120	25	80-120	25	25			
Acetylene	74-86-2	2.5	0.607	ug/l	80-120	25	80-120	25	25			
Carbon Dioxide	124-38-9	3	0.485	ug/l	80-120	25	80-120	25	25			

Please Note that the RL information provided in this table is calculated using a 100% Solids factor. ***(Soil/Solids only)***
Please Note that the information provided in this table is subject to change at anytime at the discretion of Alpha Analytical, Inc.

Volatiles Sample Data

Results Summary
Form 1
Dissolved Gases by GC

Client	: Roux Env. Eng. & Geology, DPC	**Lab Number**	: L2222369
Project Name	: PFIZER	**Project Number**	: 0047.0044Y047
Lab ID	: L2222369-01	**Date Collected**	: 04/28/22 14:00
Client ID	: MW-10	**Date Received**	: 04/28/22
Sample Location	: 60-66 GERRY STREET	**Date Analyzed**	: 05/03/22 15:54
Sample Matrix	: WATER	**Dilution Factor**	: 1
Analytical Method	: 117,-	**Analyst**	: JT
Lab File ID	: R0941448	**Instrument ID**	: AIRLAB9
Sample Amount	: 0.5 ml	**GC Column**	:
Level	: LOW	**%Solids**	: N/A
Extract Volume (MeOH)	: N/A	**Injection Volume**	: N/A

		ug/L			
CAS NO.	**Parameter**	**Results**	**RL**	**MDL**	**Qualifier**
74-82-8	Methane	80.7	2.00	2.00	
74-85-1	Ethene	0.574	0.500	0.500	
74-84-0	Ethane	1.00	0.500	0.500	

Results Summary
Form 1
Dissolved Gases by GC

Client	: Roux Env. Eng. & Geology, DPC	**Lab Number**	: L2222369
Project Name	: PFIZER	**Project Number**	: 0047.0044Y047
Lab ID	: L2222369-02	**Date Collected**	: 04/28/22 13:05
Client ID	: MW-20	**Date Received**	: 04/28/22
Sample Location	: 60-66 GERRY STREET	**Date Analyzed**	: 05/03/22 16:12
Sample Matrix	: WATER	**Dilution Factor**	: 1
Analytical Method	: 117,-	**Analyst**	: JT
Lab File ID	: R0941449	**Instrument ID**	: AIRLAB9
Sample Amount	: 0.5 ml	**GC Column**	:
Level	: LOW	**%Solids**	: N/A
Extract Volume (MeOH)	: N/A	**Injection Volume**	: N/A

		ug/L			
CAS NO.	**Parameter**	**Results**	**RL**	**MDL**	**Qualifier**
74-82-8	Methane	478	2.00	2.00	
74-85-1	Ethene	29.2	0.500	0.500	
74-84-0	Ethane	17.5	0.500	0.500	

Results Summary
Form 1
Dissolved Gases by GC

Client	: Roux Env. Eng. & Geology, DPC	**Lab Number**	: L2222369
Project Name	: PFIZER	**Project Number**	: 0047.0044Y047
Lab ID	: L2222369-03	**Date Collected**	: 04/28/22 11:15
Client ID	: MW-24I	**Date Received**	: 04/28/22
Sample Location	: 60-66 GERRY STREET	**Date Analyzed**	: 05/03/22 16:30
Sample Matrix	: WATER	**Dilution Factor**	: 1
Analytical Method	: 117,-	**Analyst**	: JT
Lab File ID	: R0941450	**Instrument ID**	: AIRLAB9
Sample Amount	: 0.5 ml	**GC Column**	:
Level	: LOW	**%Solids**	: N/A
Extract Volume (MeOH)	: N/A	**Injection Volume**	: N/A

		ug/L			
CAS NO.	**Parameter**	**Results**	**RL**	**MDL**	**Qualifier**
74-82-8	Methane	2400	2.00	2.00	
74-85-1	Ethene	1.25	0.500	0.500	
74-84-0	Ethane	5.35	0.500	0.500	

Results Summary
Form 1
Dissolved Gases by GC

Client	: Roux Env. Eng. & Geology, DPC	**Lab Number**	: L2222369
Project Name	: PFIZER	**Project Number**	: 0047.0044Y047
Lab ID	: L2222369-04	**Date Collected**	: 04/28/22 11:45
Client ID	: MW-D2	**Date Received**	: 04/28/22
Sample Location	: 60-66 GERRY STREET	**Date Analyzed**	: 05/03/22 16:55
Sample Matrix	: WATER	**Dilution Factor**	: 1
Analytical Method	: 117,-	**Analyst**	: JT
Lab File ID	: R0941451	**Instrument ID**	: AIRLAB9
Sample Amount	: 0.5 ml	**GC Column**	:
Level	: LOW	**%Solids**	: N/A
Extract Volume (MeOH)	: N/A	**Injection Volume**	: N/A

		ug/L			
CAS NO.	**Parameter**	**Results**	**RL**	**MDL**	**Qualifier**
74-82-8	Methane	1150	2.00	2.00	
74-85-1	Ethene	157	0.500	0.500	
74-84-0	Ethane	71.7	0.500	0.500	

Results Summary
Form 1
Dissolved Gases by GC

Client	: Roux Env. Eng. & Geology, DPC	**Lab Number**	: L2222369
Project Name	: PFIZER	**Project Number**	: 0047.0044Y047
Lab ID	: L2222369-05	**Date Collected**	: 04/28/22 12:00
Client ID	: DUP-04282022	**Date Received**	: 04/28/22
Sample Location	: 60-66 GERRY STREET	**Date Analyzed**	: 05/03/22 17:13
Sample Matrix	: WATER	**Dilution Factor**	: 1
Analytical Method	: 117,-	**Analyst**	: JT
Lab File ID	: R0941452	**Instrument ID**	: AIRLAB9
Sample Amount	: 0.5 ml	**GC Column**	:
Level	: LOW	**%Solids**	: N/A
Extract Volume (MeOH)	: N/A	**Injection Volume**	: N/A

		ug/L			
CAS NO.	**Parameter**	**Results**	**RL**	**MDL**	**Qualifier**
74-82-8	Methane	571	2.00	2.00	
74-85-1	Ethene	33.7	0.500	0.500	
74-84-0	Ethane	20.7	0.500	0.500	

Results Summary
Form 1
Dissolved Gases by GC

Client	: Roux Env. Eng. & Geology, DPC	**Lab Number**	: L2222369
Project Name	: PFIZER	**Project Number**	: 0047.0044Y047
Lab ID	: L2222369-06	**Date Collected**	: 04/28/22 12:20
Client ID	: FB-04282022	**Date Received**	: 04/28/22
Sample Location	: 60-66 GERRY STREET	**Date Analyzed**	: 05/03/22 15:37
Sample Matrix	: WATER	**Dilution Factor**	: 1
Analytical Method	: 117,-	**Analyst**	: JT
Lab File ID	: R0941447	**Instrument ID**	: AIRLAB9
Sample Amount	: 0.5 ml	**GC Column**	:
Level	: LOW	**%Solids**	: N/A
Extract Volume (MeOH)	: N/A	**Injection Volume**	: N/A

		ug/L			
CAS NO.	**Parameter**	**Results**	**RL**	**MDL**	**Qualifier**
74-82-8	Methane	ND	2.00	2.00	U
74-85-1	Ethene	ND	0.500	0.500	U
74-84-0	Ethane	ND	0.500	0.500	U

Results Summary
Form 1
Dissolved Gases by GC

Client	: Roux Env. Eng. & Geology, DPC	**Lab Number**	: L2222369
Project Name	: PFIZER	**Project Number**	: 0047.0044Y047
Lab ID	: WG1633890-3	**Date Collected**	: NA
Client ID	: WG1633890-3BLANK	**Date Received**	: NA
Sample Location	:	**Date Analyzed**	: 05/03/22 15:08
Sample Matrix	: WATER	**Dilution Factor**	: 1
Analytical Method	: 117,-	**Analyst**	: JT
Lab File ID	: R0941446	**Instrument ID**	: AIRLAB9
Sample Amount	: 0.5 ml	**GC Column**	:
Level	: LOW	**%Solids**	: N/A
Extract Volume (MeOH)	: N/A	**Injection Volume**	: N/A

		ug/L			
CAS NO.	**Parameter**	**Results**	**RL**	**MDL**	**Qualifier**
74-82-8	Methane	ND	2.00	2.00	U
74-85-1	Ethene	ND	0.500	0.500	U
74-84-0	Ethane	ND	0.500	0.500	U

Quantitation Report (QT Reviewed)

Data Path : O:\Forensics\Data\airlab9\2022\05\0503DG_N2\
Data File : R0941447.d
Signal(s) : FID1A.ch
Acq On : 3 May 2022 3:37 pm
Operator : AIRLAB9:JT
Sample : L2222369-06,4,0.5,0.5
Misc : WG1633890,ICAL16772
ALS Vial : 4 Sample Multiplier: 1

Integration File: autoint1.e
Quant Time: May 03 16:32:56 2022
Quant Method : O:\Forensics\Data\airlab9\2022\05\0503DG_N2\DG9_200511.M
Quant Title : Dissolved Gases
QLast Update : Tue May 12 07:13:18 2020
Response via : Initial Calibration
Integrator: ChemStation

Volume Inj. :
Signal Phase :
Signal Info :

Sub List : MEE - All compounds listed

Compound	R.T.	Response	Conc	Units
Target Compounds				
1) methane	0.000	0	N.D.	ug/L
2) ethene	0.000	0	N.D.	ug/L
4) ethane	0.000	0	N.D.	ug/L

(f)=RT Delta > 1/2 Window (m)=manual int.

Quantitation Report (QT Reviewed)

Data Path : O:\Forensics\Data\airlab9\2022\05\0503DG_N2\
Data File : R0941447.d
Signal(s) : FID1A.ch
Acq On : 3 May 2022 3:37 pm
Operator : AIRLAB9:JT
Sample : L2222369-06,4,0.5,0.5
Misc : WG1633890,ICAL16772
ALS Vial : 4 Sample Multiplier: 1

Integration File: autoint1.e
Quant Time: May 03 16:32:56 2022
Quant Method : O:\Forensics\Data\airlab9\2022\05\0503DG_N2\DG9_200511.M
Quant Title : Dissolved Gases
QLast Update : Tue May 12 07:13:18 2020
Response via : Initial Calibration
Integrator: ChemStation

Volume Inj. :
Signal Phase :
Signal Info :

Sub List : MEE - All compounds listed

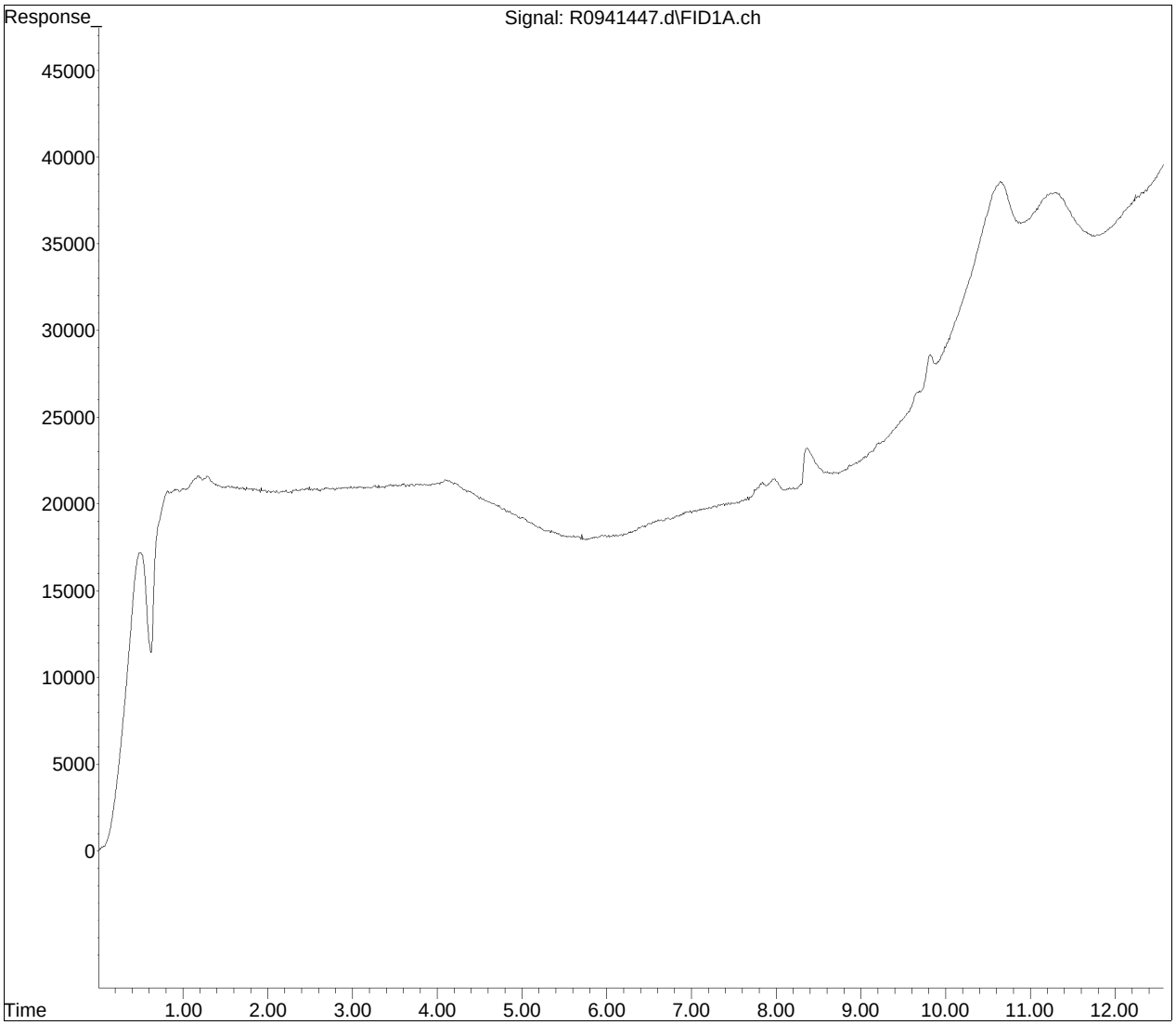

Manual Integration Report

Data Path	: O:\Forensics\Data\airlab9\	QMethod	: DG9_200511.M
Data File	: R0941447.d	Operator	: AIRLAB9:JT
Date Inj'd	: 5/3/2022 3:37 pm	Instrument	: Airlab9
Sample	: L2222369-06,4,0.5,0.5	Quant Date	: 5/3/2022 4:32 pm

There are no manual integrations or false positives in this file.

Quantitation Report (QT Reviewed)

Data Path : O:\Forensics\Data\airlab9\2022\05\0503DG_N2\
Data File : R0941448.d
Signal(s) : FID1A.ch
Acq On : 3 May 2022 3:54 pm
Operator : AIRLAB9:JT
Sample : L2222369-01,4,0.5,0.5
Misc : WG1633890,ICAL16772
ALS Vial : 5 Sample Multiplier: 1

Integration File: autoint1.e
Quant Time: May 03 16:33:54 2022
Quant Method : O:\Forensics\Data\airlab9\2022\05\0503DG_N2\DG9_200511.M
Quant Title : Dissolved Gases
QLast Update : Tue May 12 07:13:18 2020
Response via : Initial Calibration
Integrator: ChemStation

Volume Inj. :
Signal Phase :
Signal Info :

Sub List : MEE - All compounds listed

	Compound	R.T.	Response	Conc	Units	
Target Compounds						
1)	methane	1.177	11288920	80.671	ug/L	
2)	ethene	4.193	81883	0.574	ug/L	M2
4)	ethane	5.083	158047	1.004	ug/L	M2

(f)=RT Delta > 1/2 Window (m)=manual int.

Quantitation Report (QT Reviewed)

Data Path : O:\Forensics\Data\airlab9\2022\05\0503DG_N2\
Data File : R0941448.d
Signal(s) : FID1A.ch
Acq On : 3 May 2022 3:54 pm
Operator : AIRLAB9:JT
Sample : L2222369-01,4,0.5,0.5
Misc : WG1633890,ICAL16772
ALS Vial : 5 Sample Multiplier: 1

Integration File: autoint1.e
Quant Time: May 03 16:33:54 2022
Quant Method : O:\Forensics\Data\airlab9\2022\05\0503DG_N2\DG9_200511.M
Quant Title : Dissolved Gases
QLast Update : Tue May 12 07:13:18 2020
Response via : Initial Calibration
Integrator: ChemStation

Volume Inj. :
Signal Phase :
Signal Info :

Sub List : MEE - All compounds listed

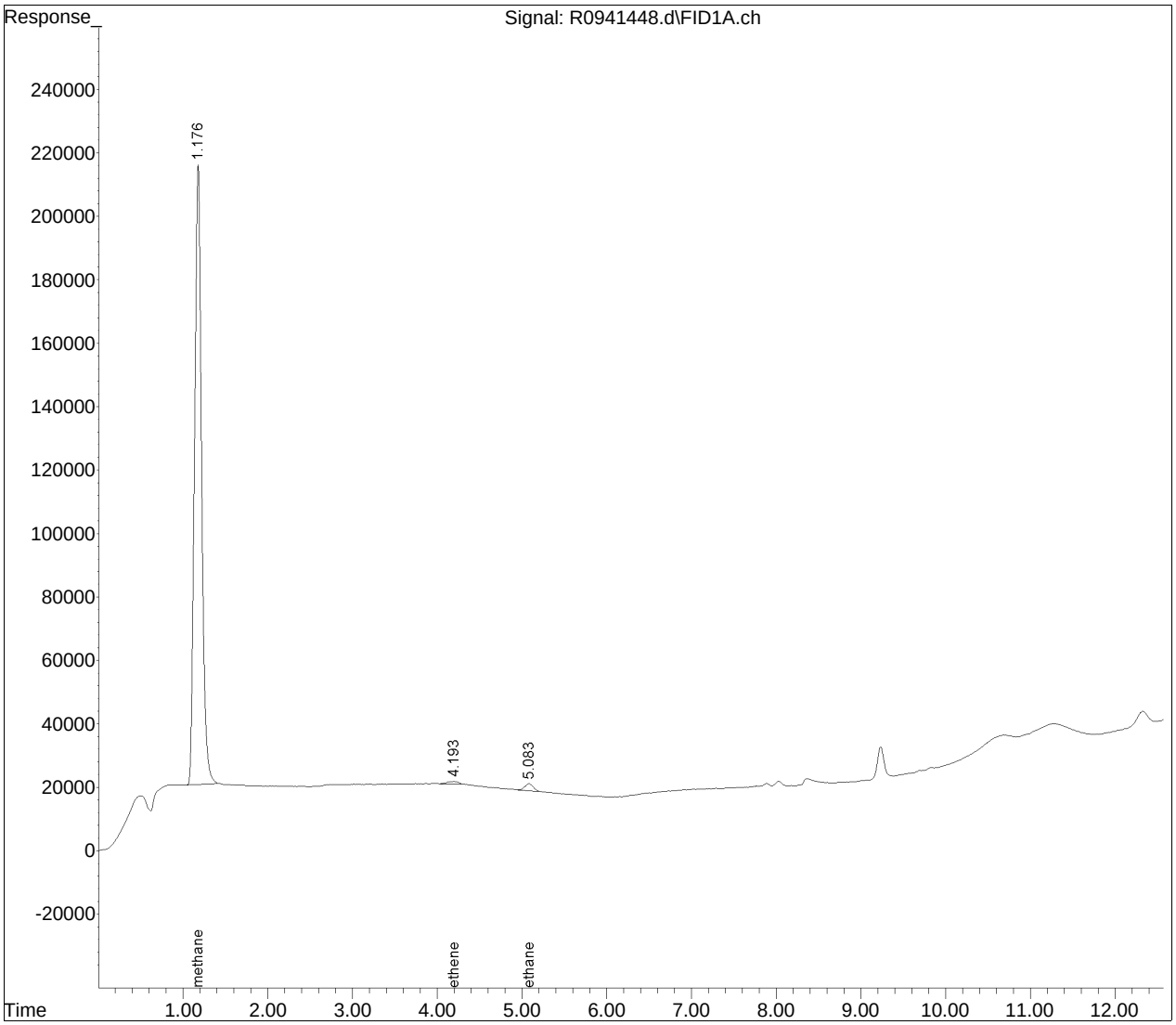

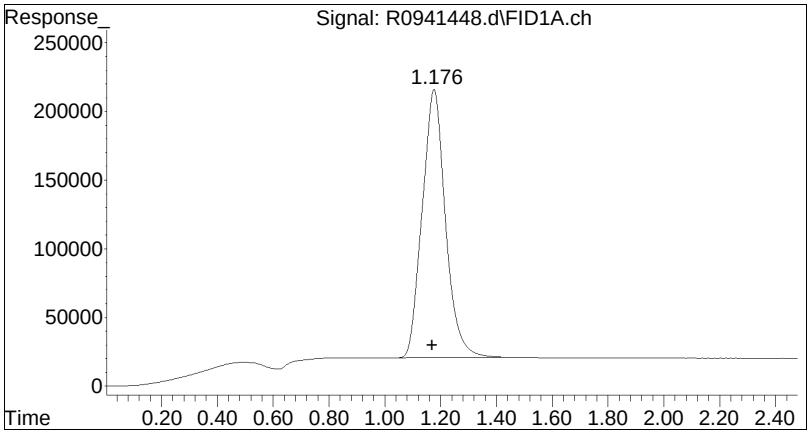

#1 methane

R.T.:	1.177 min
Delta R.T.:	0.007 min
Response:	11288920
Conc:	80.67 ug/L

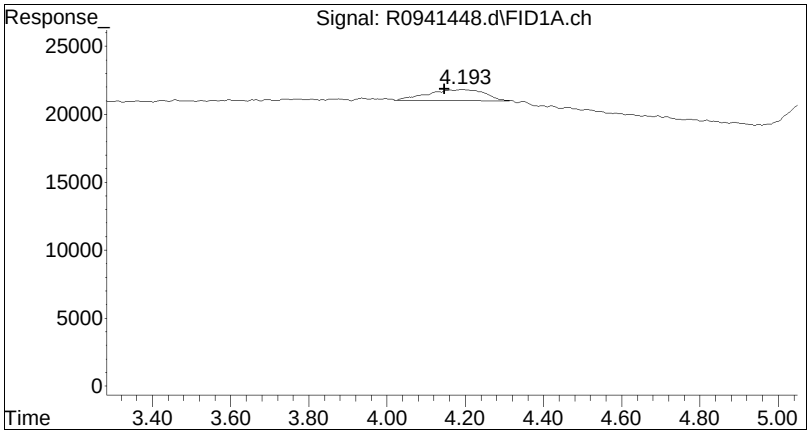

#2 ethene

R.T.:	4.193 min
Delta R.T.:	0.047 min
Response:	81883
Conc:	0.57 ug/L M2

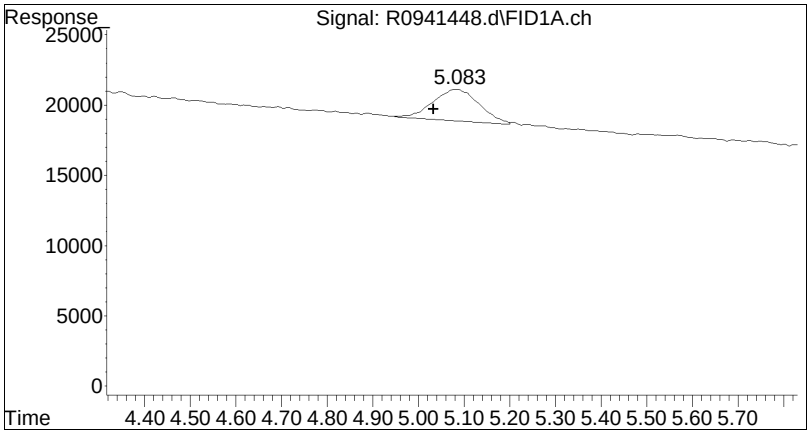

#4 ethane

R.T.:	5.083 min
Delta R.T.:	0.052 min
Response:	158047
Conc:	1.00 ug/L M2

Manual Integration Report

Data Path : O:\Forensics\Data\airlab9\QMethod : DG9_200511.M
Data File : R0941448.d Operator : AIRLAB9:JT
Date Inj'd : 5/3/2022 3:54 pm Instrument : Airlab9
Sample : L2222369-01,4,0.5,0.5 Quant Date : 5/3/2022 4:33 pm

Compound #2: ethene

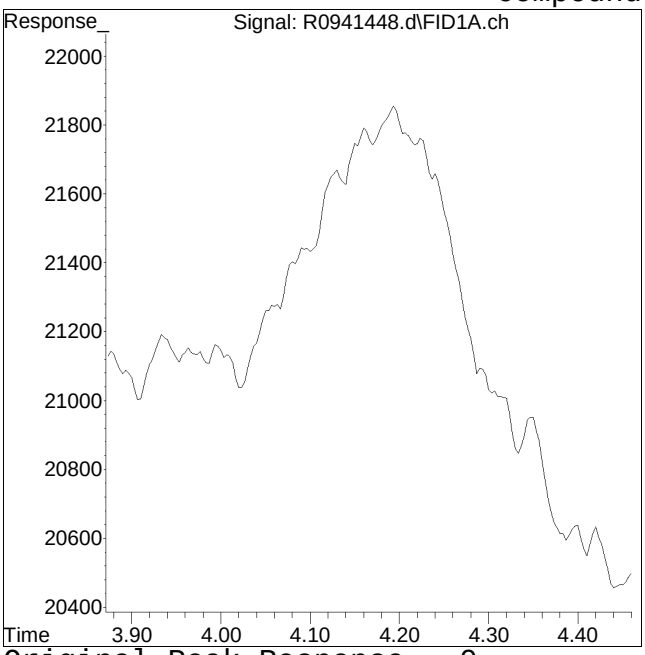

Original Peak Response = 0

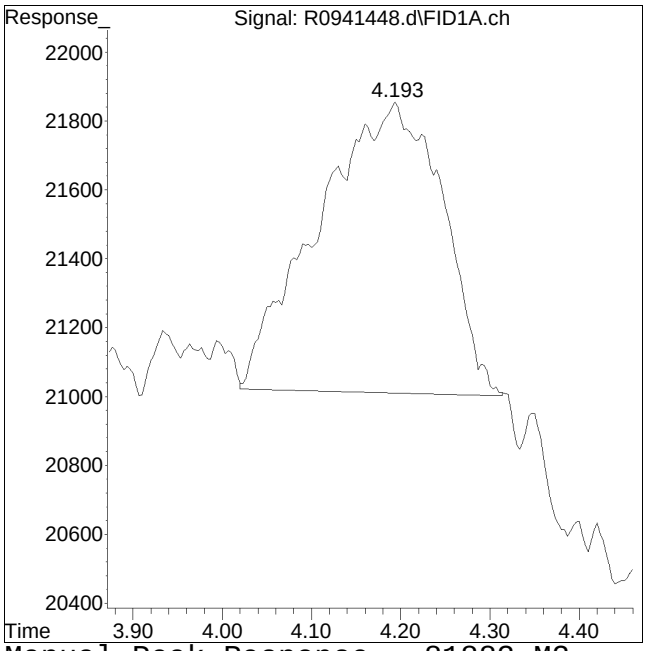

Manual Peak Response = 81883 M2

M2 = Peak not found by automatic integration algorithm.

Manual Integration Report

Data Path : O:\Forensics\Data\airlab9\QMethod : DG9_200511.M
Data File : R0941448.d Operator : AIRLAB9:JT
Date Inj'd : 5/3/2022 3:54 pm Instrument : Airlab9
Sample : L2222369-01,4,0.5,0.5 Quant Date : 5/3/2022 4:33 pm

Compound #4: ethane

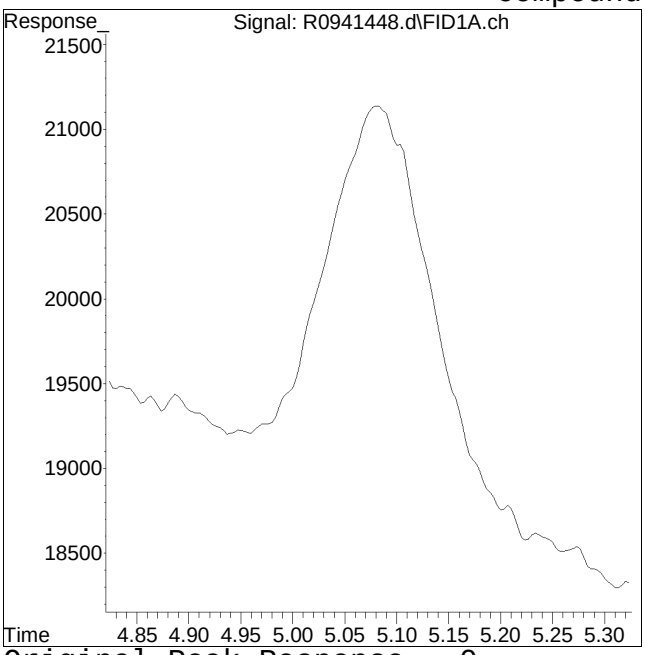

Original Peak Response = 0

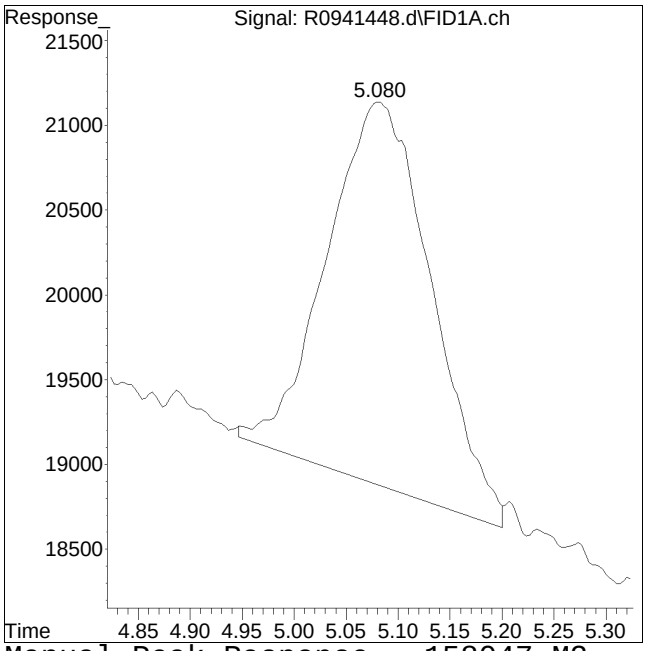

Manual Peak Response = 158047 M2

M2 = Peak not found by automatic integration algorithm.

Quantitation Report (QT Reviewed)

Data Path : O:\Forensics\Data\airlab9\2022\05\0503DG_N2\
Data File : R0941449.d
Signal(s) : FID1A.ch
Acq On : 3 May 2022 4:12 pm
Operator : AIRLAB9:JT
Sample : L2222369-02,4,0.5,0.5
Misc : WG1633890,ICAL16772
ALS Vial : 6 Sample Multiplier: 1

Integration File: autoint1.e
Quant Time: May 03 16:33:02 2022
Quant Method : O:\Forensics\Data\airlab9\2022\05\0503DG_N2\DG9_200511.M
Quant Title : Dissolved Gases
QLast Update : Tue May 12 07:13:18 2020
Response via : Initial Calibration
Integrator: ChemStation

Volume Inj. :
Signal Phase :
Signal Info :

Sub List : MEE - All compounds listed

	Compound	R.T.	Response	Conc Units
Target Compounds				
1)	methane	1.176	66860039	477.784 ug/L
2)	ethene	4.204	4162952	29.202 ug/L
4)	ethane	5.081	2750943	17.476 ug/L

(f)=RT Delta > 1/2 Window (m)=manual int.

Quantitation Report (QT Reviewed)

Data Path : O:\Forensics\Data\airlab9\2022\05\0503DG_N2\
Data File : R0941449.d
Signal(s) : FID1A.ch
Acq On : 3 May 2022 4:12 pm
Operator : AIRLAB9:JT
Sample : L2222369-02,4,0.5,0.5
Misc : WG1633890,ICAL16772
ALS Vial : 6 Sample Multiplier: 1

Integration File: autoint1.e
Quant Time: May 03 16:33:02 2022
Quant Method : O:\Forensics\Data\airlab9\2022\05\0503DG_N2\DG9_200511.M
Quant Title : Dissolved Gases
QLast Update : Tue May 12 07:13:18 2020
Response via : Initial Calibration
Integrator: ChemStation

Volume Inj. :
Signal Phase :
Signal Info :

Sub List : MEE - All compounds listed

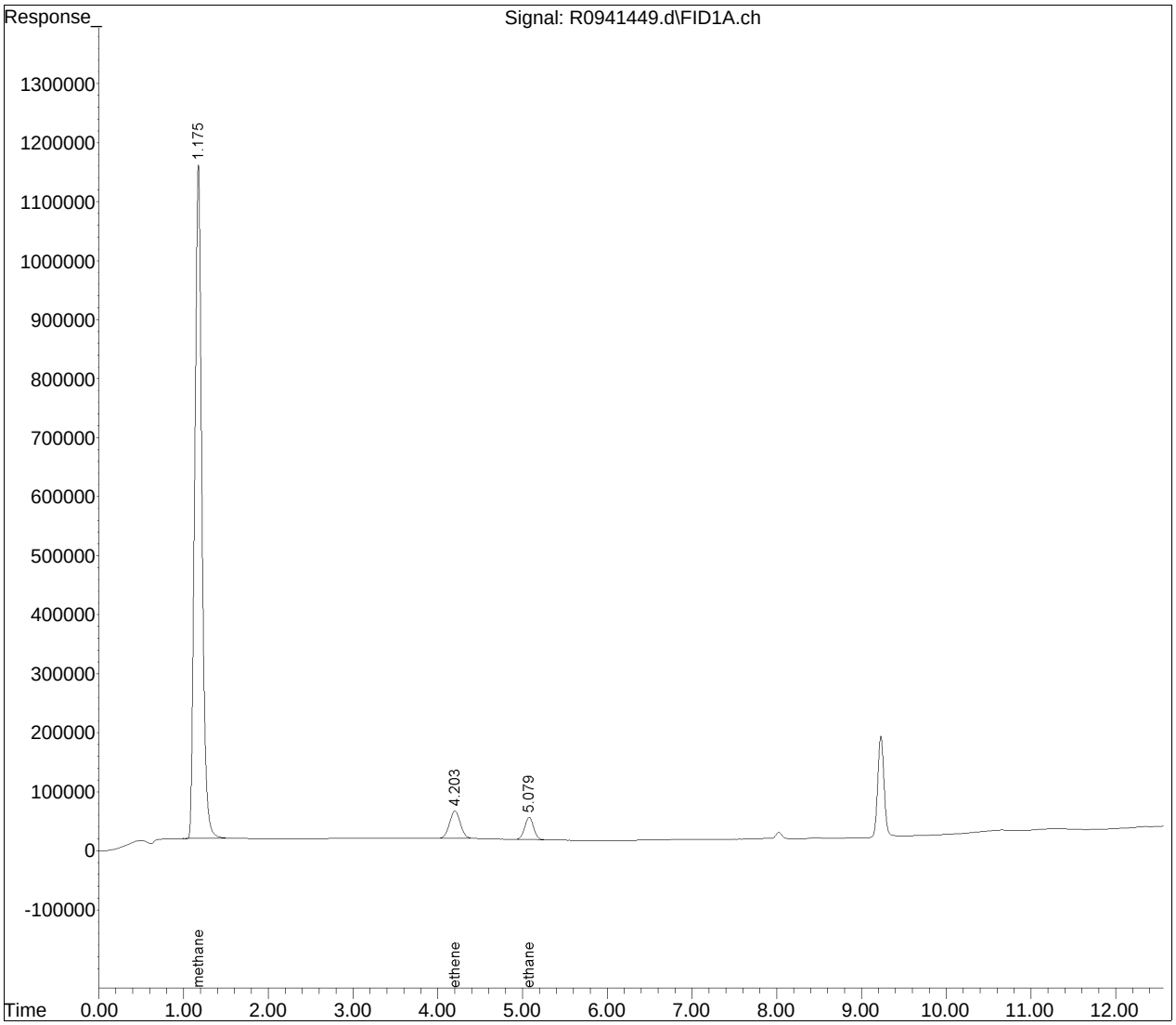

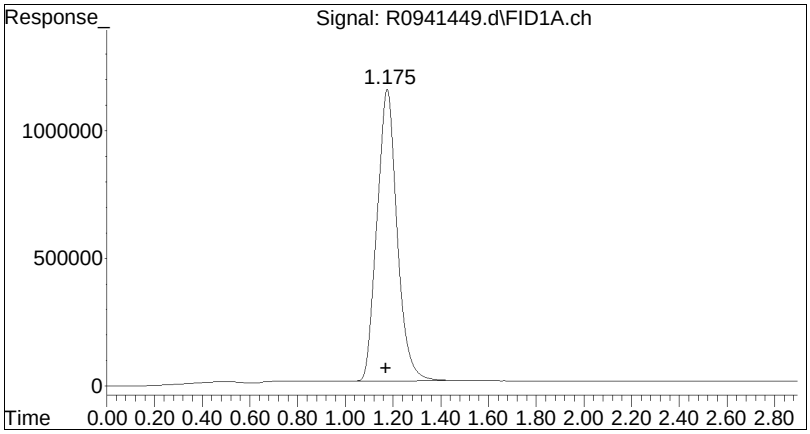

#1 methane

R.T.:	1.176 min
Delta R.T.:	0.006 min
Response:	66860039
Conc:	477.78 ug/L

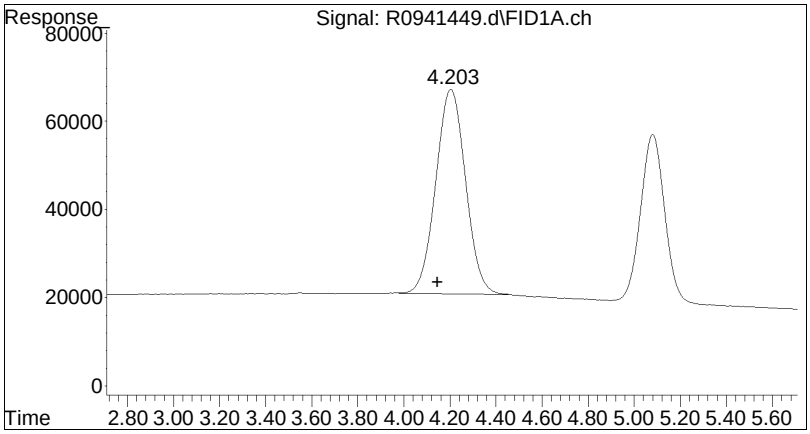

#2 ethene

R.T.:	4.204 min
Delta R.T.:	0.058 min
Response:	4162952
Conc:	29.20 ug/L

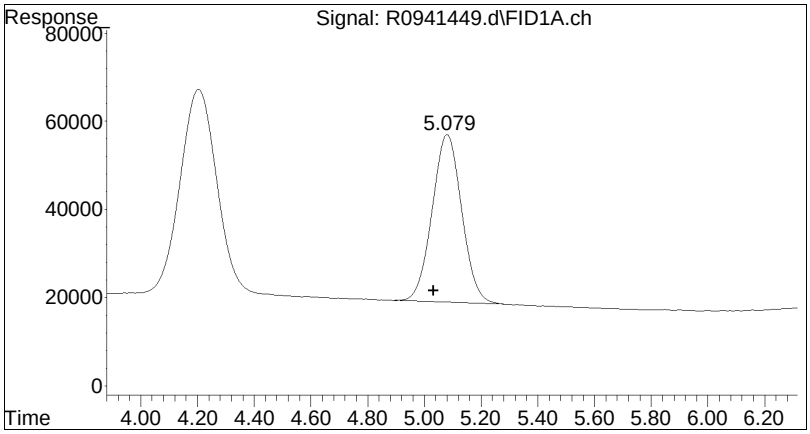

#4 ethane

R.T.:	5.081 min
Delta R.T.:	0.049 min
Response:	2750943
Conc:	17.48 ug/L

Manual Integration Report

Data Path	: O:\Forensics\Data\airlab9\	QMethod	: DG9_200511.M
Data File	: R0941449.d	Operator	: AIRLAB9:JT
Date Inj'd	: 5/3/2022 4:12 pm	Instrument	: Airlab9
Sample	: L2222369-02,4,0.5,0.5	Quant Date	: 5/3/2022 4:33 pm

There are no manual integrations or false positives in this file.

Quantitation Report (QT Reviewed)

Data Path : O:\Forensics\Data\airlab9\2022\05\0503DG_N2\
Data File : R0941450.d
Signal(s) : FID1A.ch
Acq On : 3 May 2022 4:30 pm
Operator : AIRLAB9:JT
Sample : L2222369-03,4,0.5,0.5
Misc : WG1633890,ICAL16772
ALS Vial : 7 Sample Multiplier: 1

Integration File: autoint1.e
Quant Time: May 03 16:53:51 2022
Quant Method : O:\Forensics\Data\airlab9\2022\05\0503DG_N2\DG9_200511.M
Quant Title : Dissolved Gases
QLast Update : Tue May 12 07:13:18 2020
Response via : Initial Calibration
Integrator: ChemStation

Volume Inj. :
Signal Phase :
Signal Info :

Sub List : MEE - All compounds listed

	Compound	R.T.	Response	Conc	Units	
Target Compounds						
1)	methane	1.176	336507010	2404.688	ug/L	
2)	ethene	4.188	177723	1.247	ug/L	M2
4)	ethane	5.077	842165	5.350	ug/L	M2

(f)=RT Delta > 1/2 Window (m)=manual int.

Quantitation Report (QT Reviewed)

Data Path : O:\Forensics\Data\airlab9\2022\05\0503DG_N2\
Data File : R0941450.d
Signal(s) : FID1A.ch
Acq On : 3 May 2022 4:30 pm
Operator : AIRLAB9:JT
Sample : L2222369-03,4,0.5,0.5
Misc : WG1633890,ICAL16772
ALS Vial : 7 Sample Multiplier: 1

Integration File: autoint1.e
Quant Time: May 03 16:53:51 2022
Quant Method : O:\Forensics\Data\airlab9\2022\05\0503DG_N2\DG9_200511.M
Quant Title : Dissolved Gases
QLast Update : Tue May 12 07:13:18 2020
Response via : Initial Calibration
Integrator: ChemStation

Volume Inj. :
Signal Phase :
Signal Info :

Sub List : MEE - All compounds listed

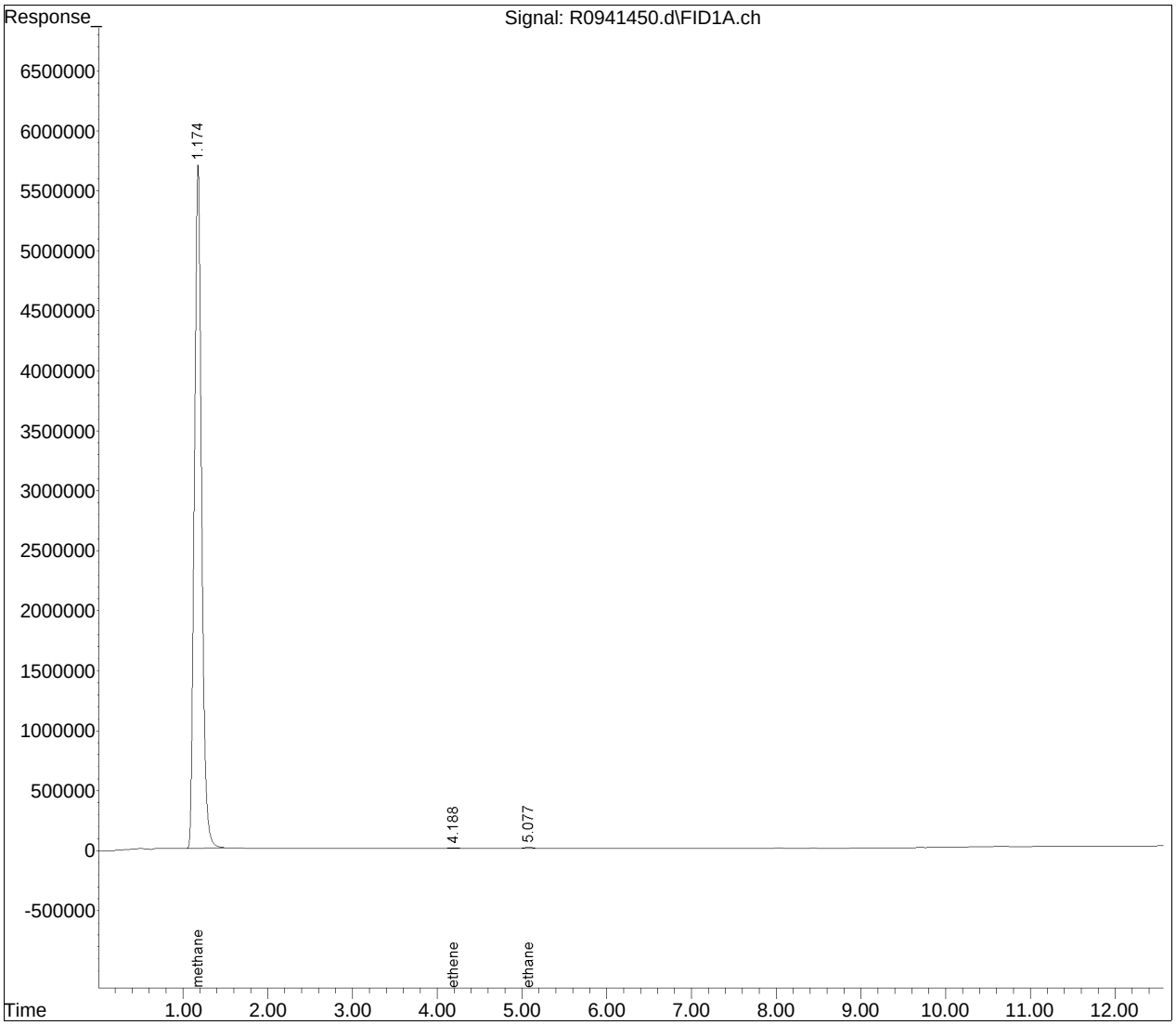

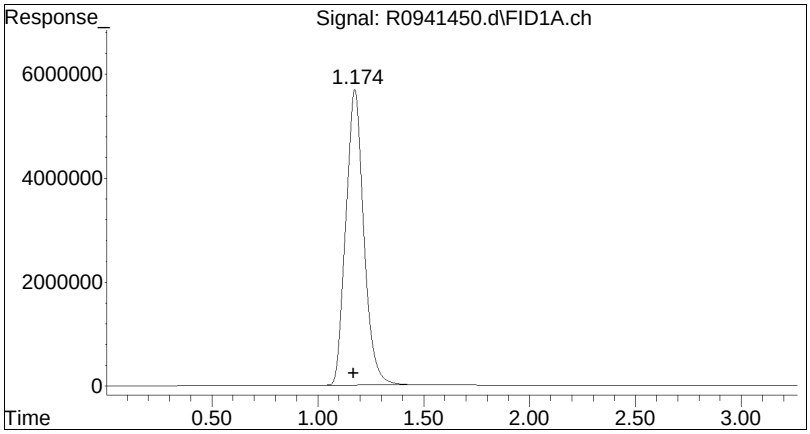

#1 methane

R.T.: 1.176 min
Delta R.T.: 0.006 min
Response: 336507010
Conc: 2404.69 ug/L

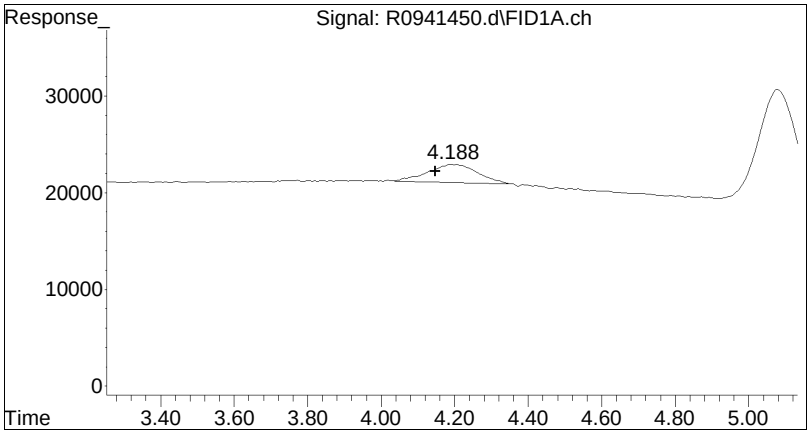

#2 ethene

R.T.:	4.188 min
Delta R.T.:	0.041 min
Response:	177723
Conc:	1.25 ug/L M2

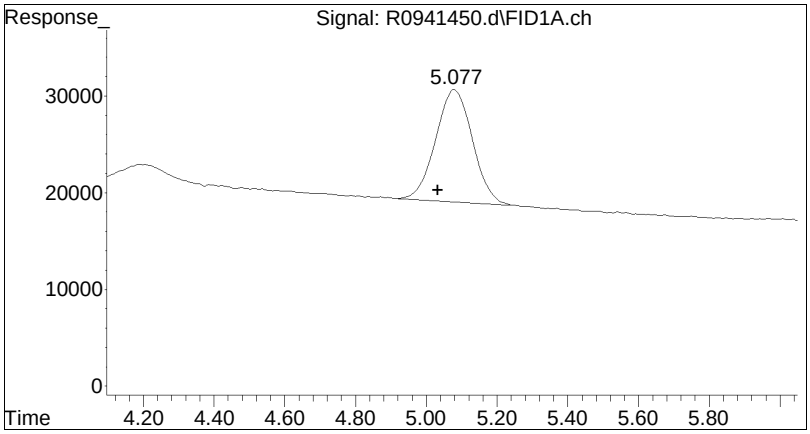

#4 ethane

R.T.:	5.077 min
Delta R.T.:	0.045 min
Response:	842165
Conc:	5.35 ug/L M2

Manual Integration Report

Data Path : O:\Forensics\Data\airlab9\QMethod : DG9_200511.M
Data File : R0941450.d Operator : AIRLAB9:JT
Date Inj'd : 5/3/2022 4:30 pm Instrument : Airlab9
Sample : L2222369-03,4,0.5,0.5 Quant Date : 5/3/2022 4:53 pm

Compound #2: ethene

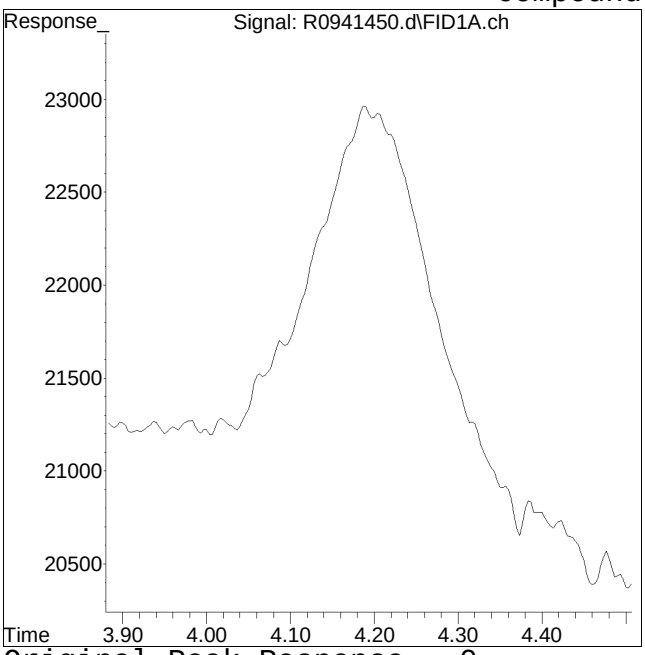

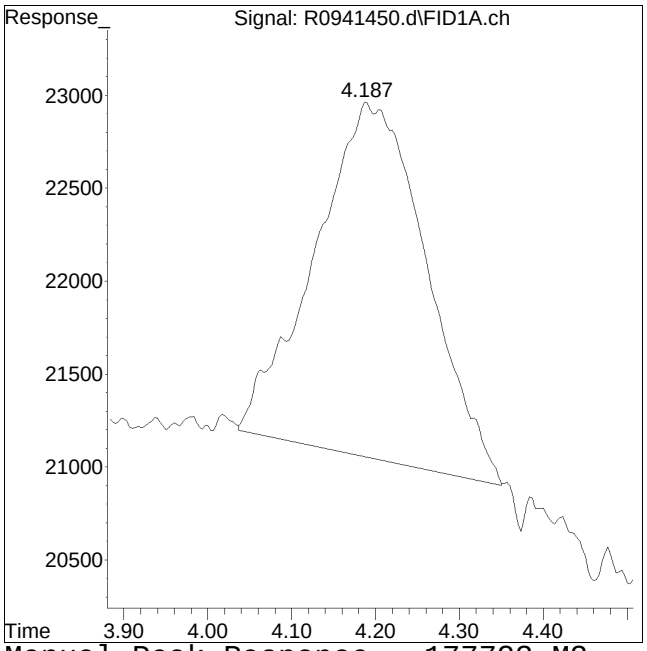

Original Peak Response = 0 Manual Peak Response = 177723 M2
M2 = Peak not found by automatic integration algorithm.

Manual Integration Report

Data Path : O:\Forensics\Data\airlab9\QMethod : DG9_200511.M
Data File : R0941450.d Operator : AIRLAB9:JT
Date Inj'd : 5/3/2022 4:30 pm Instrument : Airlab9
Sample : L2222369-03,4,0.5,0.5 Quant Date : 5/3/2022 4:53 pm

Compound #4: ethane

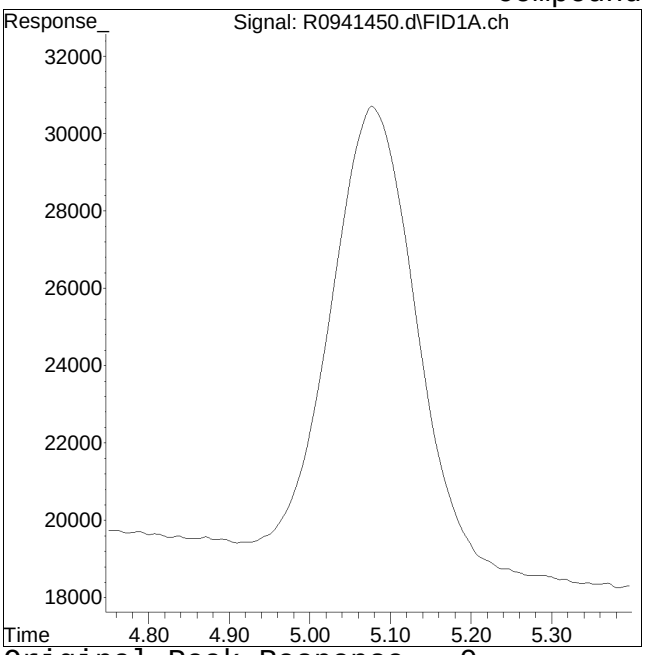

Original Peak Response = 0

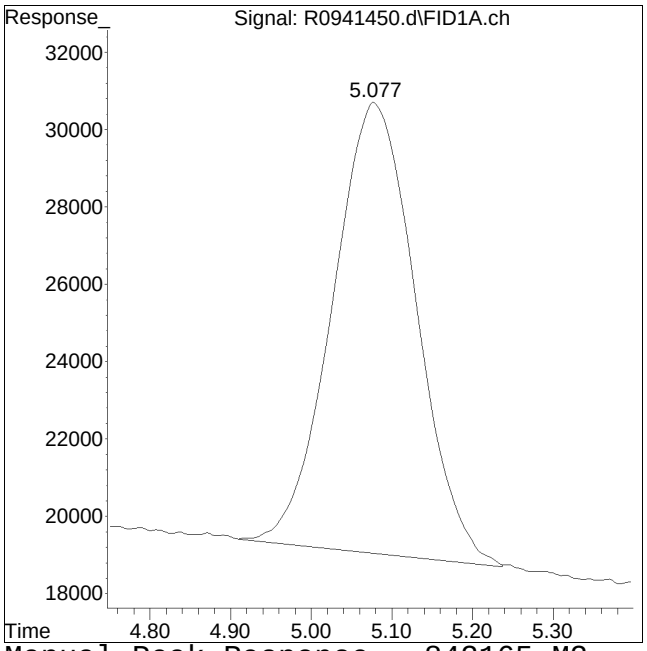

Manual Peak Response = 842165 M2

M2 = Peak not found by automatic integration algorithm.

Quantitation Report (QT Reviewed)

Data Path : O:\Forensics\Data\airlab9\2022\05\0503DG_N2\
Data File : R0941451.d
Signal(s) : FID1A.ch
Acq On : 3 May 2022 4:55 pm
Operator : AIRLAB9:JT
Sample : L2222369-04,4,0.5,0.5
Misc : WG1633890,ICAL16772
ALS Vial : 8 Sample Multiplier: 1

Integration File: autoint1.e
Quant Time: May 03 17:50:16 2022
Quant Method : O:\Forensics\Data\airlab9\2022\05\0503DG_N2\DG9_200511.M
Quant Title : Dissolved Gases
QLast Update : Tue May 12 07:13:18 2020
Response via : Initial Calibration
Integrator: ChemStation

Volume Inj. :
Signal Phase :
Signal Info :

Sub List : MEE - All compounds listed

	Compound	R.T.	Response	Conc	Units
Target Compounds					
1)	methane	1.176	160393423	1146.176	ug/L
2)	ethene	4.199	22377299	156.971	ug/L
4)	ethane	5.077	11291907	71.735	ug/L

(f)=RT Delta > 1/2 Window (m)=manual int.

Quantitation Report (QT Reviewed)

Data Path : O:\Forensics\Data\airlab9\2022\05\0503DG_N2\
Data File : R0941451.d
Signal(s) : FID1A.ch
Acq On : 3 May 2022 4:55 pm
Operator : AIRLAB9:JT
Sample : L2222369-04,4,0.5,0.5
Misc : WG1633890,ICAL16772
ALS Vial : 8 Sample Multiplier: 1

Integration File: autoint1.e
Quant Time: May 03 17:50:16 2022
Quant Method : O:\Forensics\Data\airlab9\2022\05\0503DG_N2\DG9_200511.M
Quant Title : Dissolved Gases
QLast Update : Tue May 12 07:13:18 2020
Response via : Initial Calibration
Integrator: ChemStation

Volume Inj. :
Signal Phase :
Signal Info :

Sub List : MEE - All compounds listed

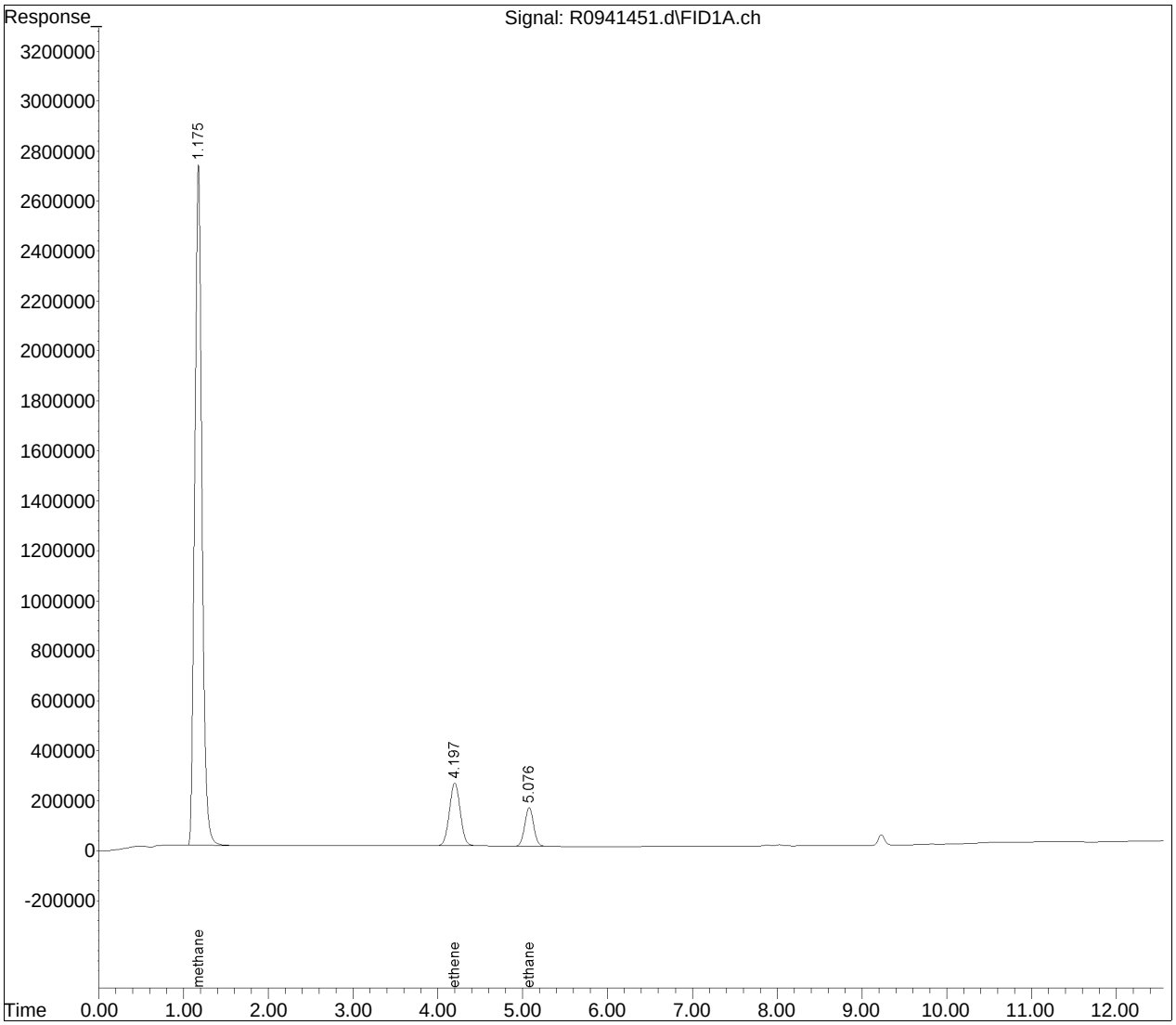

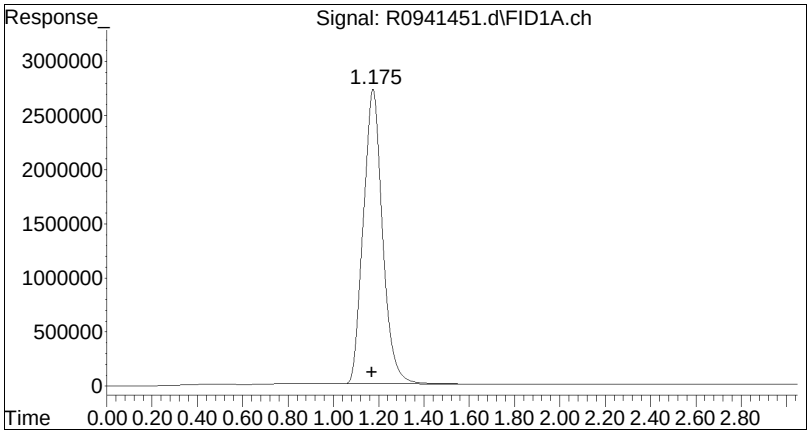

#1 methane

R.T.: 1.176 min
Delta R.T.: 0.006 min
Response: 160393423
Conc: 1146.18 ug/L

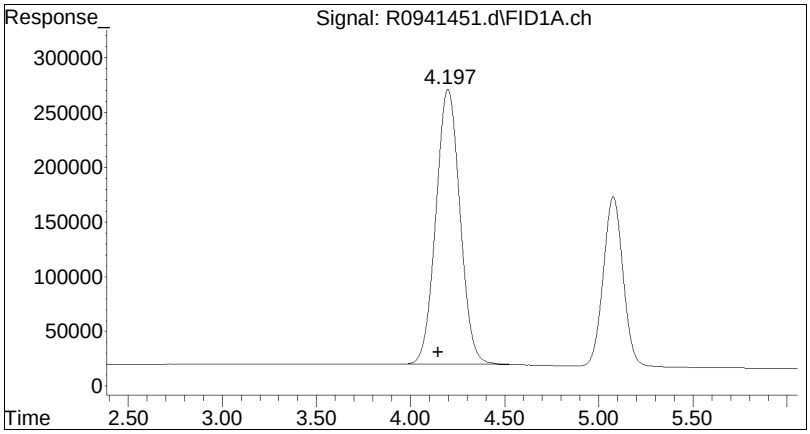

#2 ethene

R.T.: 4.199 min
Delta R.T.: 0.052 min
Response: 22377299
Conc: 156.97 ug/L

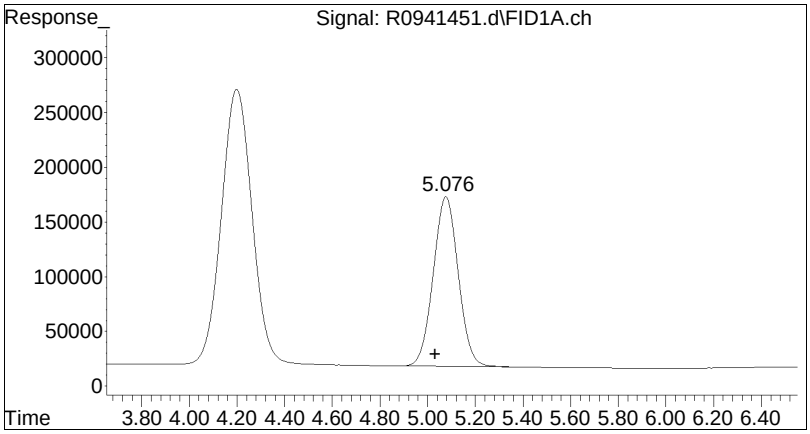

#4 ethane

R.T.:	5.077 min
Delta R.T.:	0.046 min
Response:	11291907
Conc:	71.74 ug/L

Manual Integration Report

Data Path	: O:\Forensics\Data\airlab9\	QMethod	: DG9_200511.M
Data File	: R0941451.d	Operator	: AIRLAB9:JT
Date Inj'd	: 5/3/2022 4:55 pm	Instrument	: Airlab9
Sample	: L2222369-04,4,0.5,0.5	Quant Date	: 5/3/2022 5:50 pm

There are no manual integrations or false positives in this file.

Quantitation Report (QT Reviewed)

Data Path : O:\Forensics\Data\airlab9\2022\05\0503DG_N2\
Data File : R0941452.d
Signal(s) : FID1A.ch
Acq On : 3 May 2022 5:13 pm
Operator : AIRLAB9:JT
Sample : L2222369-05,4,0.5,0.5
Misc : WG1633890,ICAL16772
ALS Vial : 9 Sample Multiplier: 1

Integration File: autoint1.e
Quant Time: May 03 17:50:20 2022
Quant Method : O:\Forensics\Data\airlab9\2022\05\0503DG_N2\DG9_200511.M
Quant Title : Dissolved Gases
QLast Update : Tue May 12 07:13:18 2020
Response via : Initial Calibration
Integrator: ChemStation

Volume Inj. :
Signal Phase :
Signal Info :

Sub List : MEE - All compounds listed

	Compound	R.T.	Response	Conc Units
Target Compounds				
1)	methane	1.177	79865153	570.719 ug/L
2)	ethene	4.206	4805659	33.711 ug/L
4)	ethane	5.081	3254460	20.675 ug/L

(f)=RT Delta > 1/2 Window (m)=manual int.

Quantitation Report (QT Reviewed)

Data Path : O:\Forensics\Data\airlab9\2022\05\0503DG_N2\
Data File : R0941452.d
Signal(s) : FID1A.ch
Acq On : 3 May 2022 5:13 pm
Operator : AIRLAB9:JT
Sample : L2222369-05,4,0.5,0.5
Misc : WG1633890,ICAL16772
ALS Vial : 9 Sample Multiplier: 1

Integration File: autoint1.e
Quant Time: May 03 17:50:20 2022
Quant Method : O:\Forensics\Data\airlab9\2022\05\0503DG_N2\DG9_200511.M
Quant Title : Dissolved Gases
QLast Update : Tue May 12 07:13:18 2020
Response via : Initial Calibration
Integrator: ChemStation

Volume Inj. :
Signal Phase :
Signal Info :

Sub List : MEE - All compounds listed

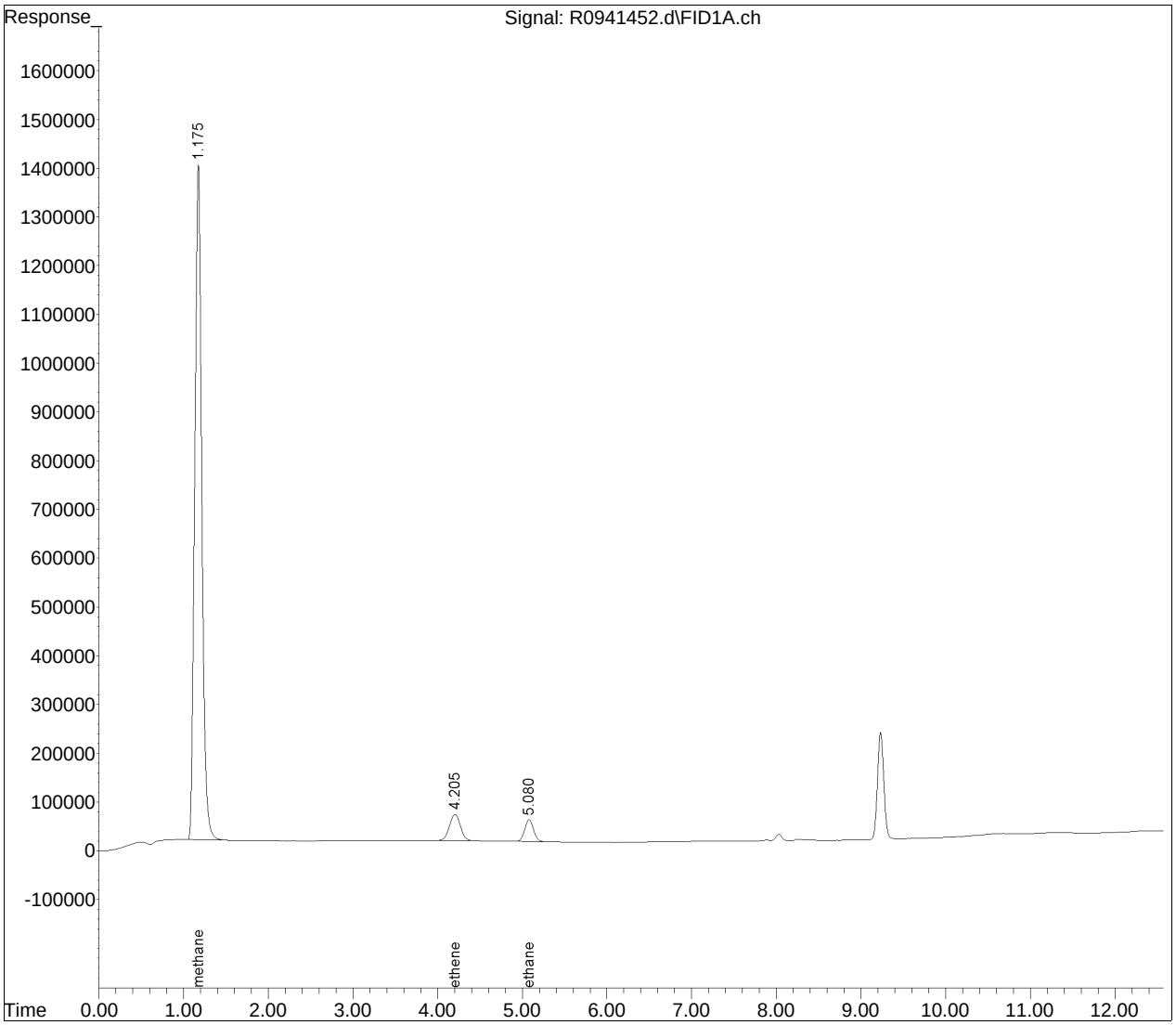

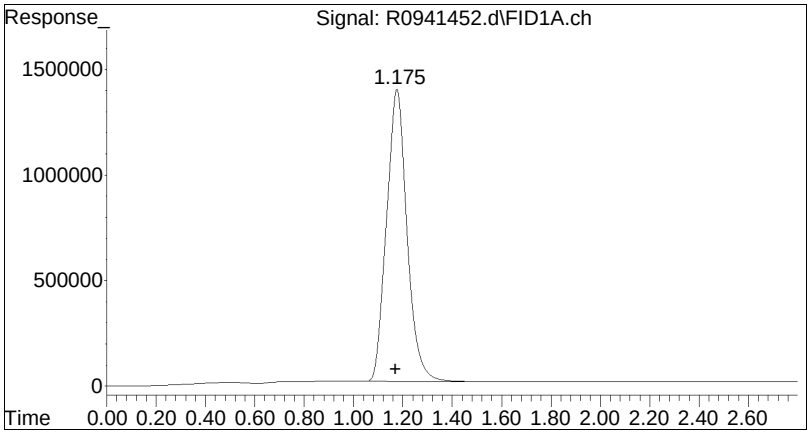

#1 methane

R.T.: 1.177 min
Delta R.T.: 0.007 min
Response: 79865153
Conc: 570.72 ug/L

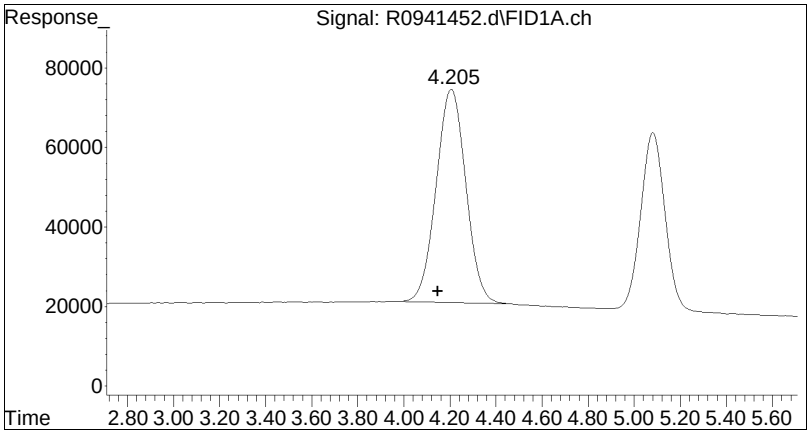

#2 ethene

R.T.:	4.206 min
Delta R.T.:	0.060 min
Response:	4805659
Conc:	33.71 ug/L

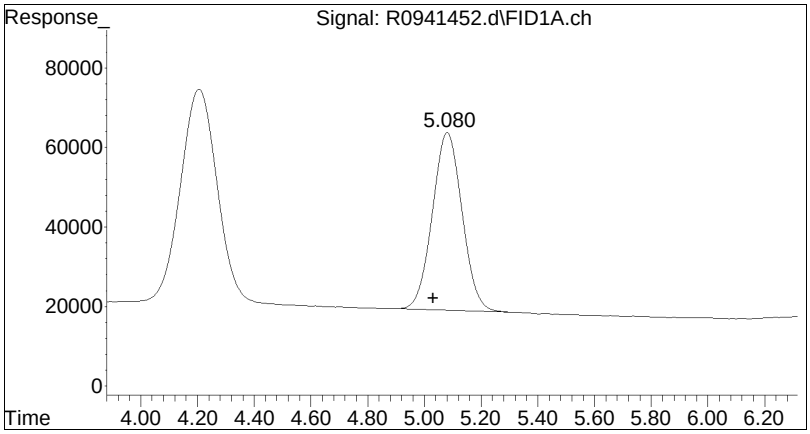

#4 ethane

R.T.:	5.081 min
Delta R.T.:	0.050 min
Response:	3254460
Conc:	20.67 ug/L

Manual Integration Report

Data Path	: O:\Forensics\Data\airlab9\	QMethod	: DG9_200511.M
Data File	: R0941452.d	Operator	: AIRLAB9:JT
Date Inj'd	: 5/3/2022 5:13 pm	Instrument	: Airlab9
Sample	: L2222369-05,4,0.5,0.5	Quant Date	: 5/3/2022 5:50 pm

There are no manual integrations or false positives in this file.

Volatiles Standards Data

Initial Calibration

Initial Calibration Summary
Form 6
Volatiles

Client	**: Roux Env. Eng. & Geology, DPC**	**Lab Number**	**: L2222369**
Project Name	**: PFIZER**	**Project Number**	**: 0047.0044Y047**
Instrument ID	**: AIRLAB9**	**Ical Ref**	**: ICAL16772**
Calibration dates	**: 05/11/20 15:46 05/11/20 18:04**		

Calibration Files

L1 =R0932150.d L2 =R0932151.d L3 =R0932152.d L4 =R0932153.d L5 =R0932154.d L6 =R0932155.d

L7 =R0932156.d L8Me=R0932157.d

	Compound	L1	L2	L3	L4	L5	L6	L7	L8Me	Avg	%RSD
1)	methane	1.616	1.559	1.225	1.421	1.279	1.350	1.552	1.398	*LFE5	0.9999
2)	ethene	1.044	1.285	1.157	1.313	1.232	1.278	1.470		*LFE5	0.9957
3)	acetylene		2.377	2.256	2.872	2.677	3.021			*LFE4	0.9979
4)	ethane	0.848	1.216	1.254	1.439	1.371	1.407	1.624		*LFE5	0.9956
5)	propene	0.892	0.949	0.992	1.099	1.121	1.156	1.303		*LFE5	0.9969
6)	propane	1.009	1.123	1.176	1.314	1.341	1.375	1.526		*LFE5	0.9976
7)	butane	1.248	1.052	1.133	1.230	1.349	1.370	1.479		*LFE5	0.9987

Response Factor Report Airlab9

Method Path : O:\Forensics\Data\airlab9\2020\200511DG_I\
Method File : DG9_200511.M
Title : Dissolved Gases
Last Update : Tue May 12 07:13:18 2020
Response Via : Initial Calibration

Calibration Files
L1 =R0932150.d L2 =R0932151.d L3 =R0932152.d L4 =R0932153.d L5 =R0932154.d L6 =R0932155.d
L7 =R0932156.d L8Me=R0932157.d

	Compound	L1	L2	L3	L4	L5	L6	L7	L8Me	Avg	%RSD
1)	methane	1.616	1.559	1.225	1.421	1.279	1.350	1.552	1.398	*LFE5	0.9999
2)	ethene	1.044	1.285	1.157	1.313	1.232	1.278	1.470		*LFE5	0.9957
3)	acetylene		2.377	2.256	2.872	2.677	3.021			*LFE4	0.9979
4)	ethane	0.848	1.216	1.254	1.439	1.371	1.407	1.624		*LFE5	0.9956
5)	propene	0.892	0.949	0.992	1.099	1.121	1.156	1.303		*LFE5	0.9969
6)	propane	1.009	1.123	1.176	1.314	1.341	1.375	1.526		*LFE5	0.9976
7)	butane	1.248	1.052	1.133	1.230	1.349	1.370	1.479		*LFE5	0.9987

(#) = Out of Range ### Number of calibration levels exceeded format ###

Quantitation Report (QT Reviewed)

Data Path : O:\Forensics\Data\airlab9\2020\200511DG_I\
Data File : R0932150.d
Signal(s) : FID1A.ch
Acq On : 11 May 2020 3:46 pm
Operator : AIRLAB9:AR
Sample : IDISSGASSTD01
Misc : WG1369720
ALS Vial : 2 Sample Multiplier: 1

Integration File: events.e
Quant Time: May 12 07:04:31 2020
Quant Method : O:\Forensics\Data\airlab9\2020\200511DG_I\DG9_200511.M
Quant Title : Dissolved Gases
QLast Update : Tue May 12 07:01:27 2020
Response via : Initial Calibration
Integrator: ChemStation

Volume Inj. :
Signal Phase :
Signal Info :

Sub List : Default - All compounds listed

	Compound	R.T.	Response	Conc	Units	
Target Compounds						
1)	methane	1.150	50096	0.360	ug/L	M4
2)	ethene	4.130	55354	0.428	ug/L	M4
3)	acetylene	0.000	0	N.D.	ug/L	d
4)	ethane	5.027	48353	0.339	ug/L	M4
5)	propene	7.865	69567	0.623	ug/L	m
6)	propane	8.013	84771	0.645	ug/L	
7)	butane	9.810	138481	1.126	ug/L	M4

(f)=RT Delta > 1/2 Window (m)=manual int.

Quantitation Report (QT Reviewed)

Data Path : O:\Forensics\Data\airlab9\2020\200511DG_I\
Data File : R0932150.d
Signal(s) : FID1A.ch
Acq On : 11 May 2020 3:46 pm
Operator : AIRLAB9:AR
Sample : IDISSGASSTD01
Misc : WG1369720
ALS Vial : 2 Sample Multiplier: 1

Integration File: events.e
Quant Time: May 12 07:04:31 2020
Quant Method : O:\Forensics\Data\airlab9\2020\200511DG_I\DG9_200511.M
Quant Title : Dissolved Gases
QLast Update : Tue May 12 07:01:27 2020
Response via : Initial Calibration
Integrator: ChemStation

Volume Inj. :
Signal Phase :
Signal Info :

Sub List : Default - All compounds listed

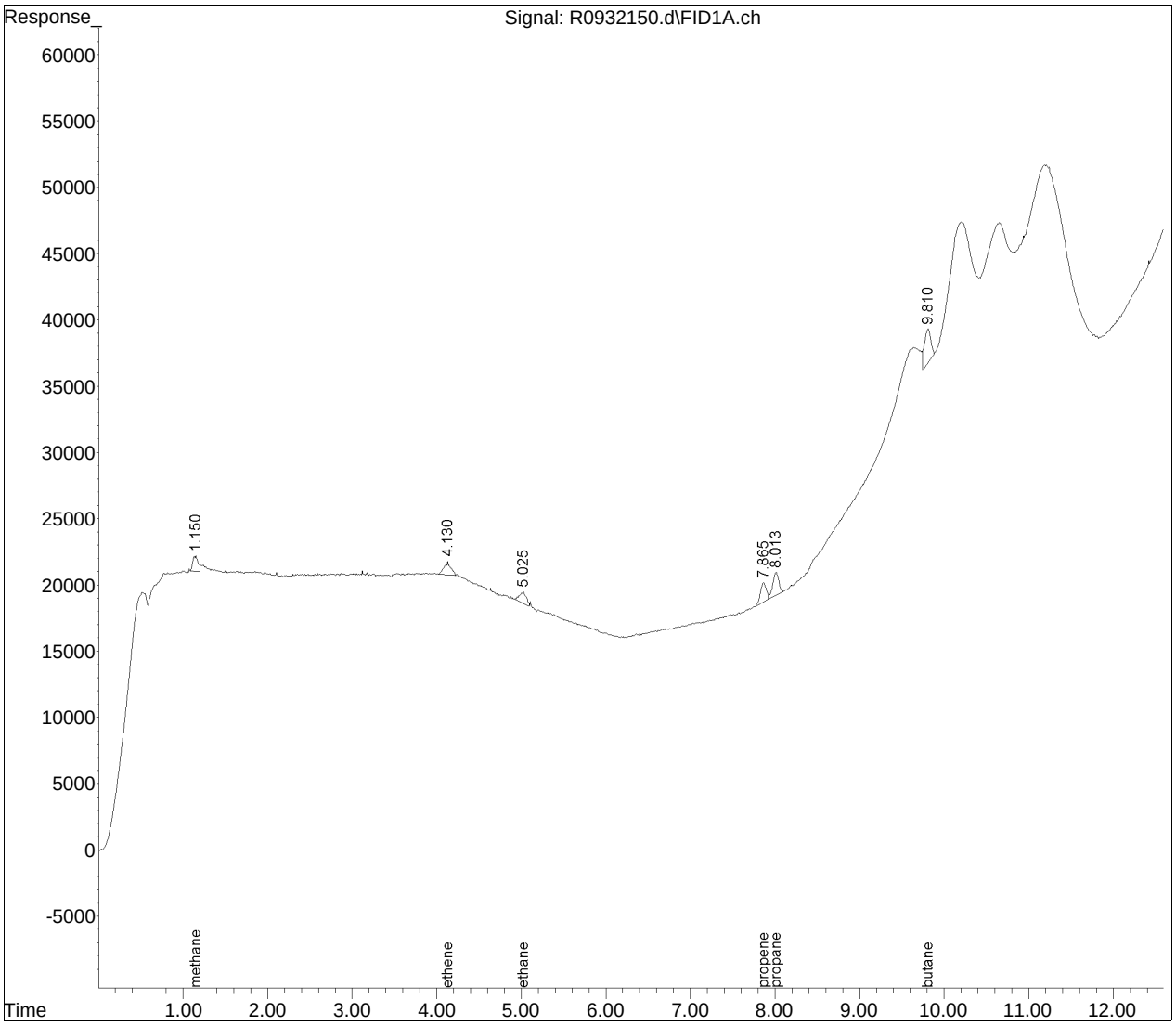

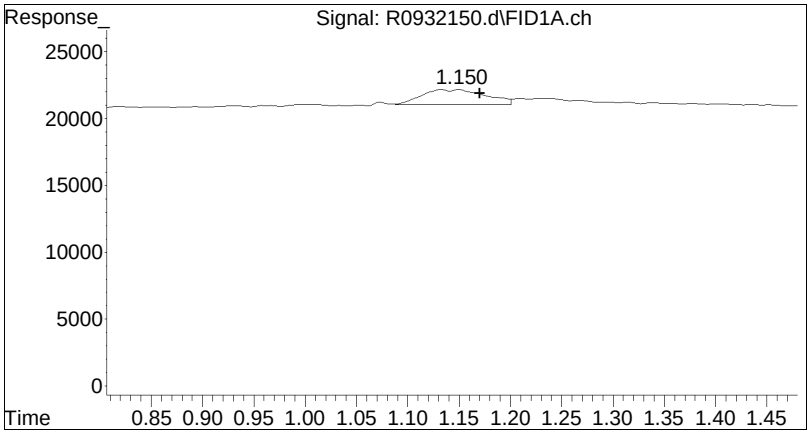

#1 methane

R.T.:	1.150 min
Delta R.T.:	-0.020 min
Response:	50096
Conc:	0.36 ug/L M4

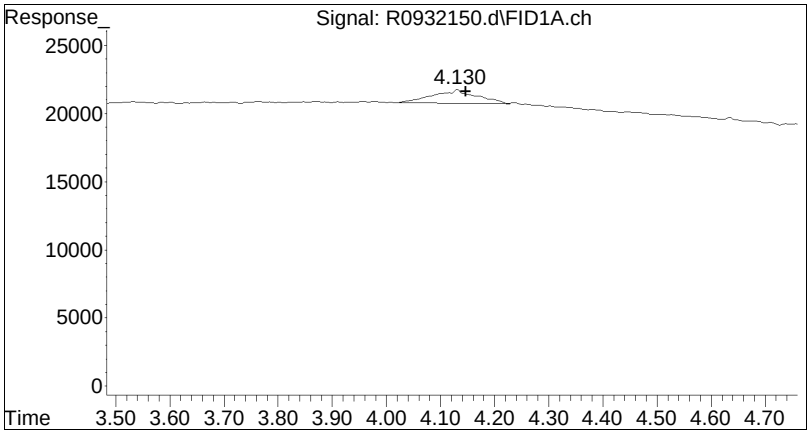

#2 ethene

R.T.:	4.130 min
Delta R.T.:	-0.016 min
Response:	55354
Conc:	0.43 ug/L M4

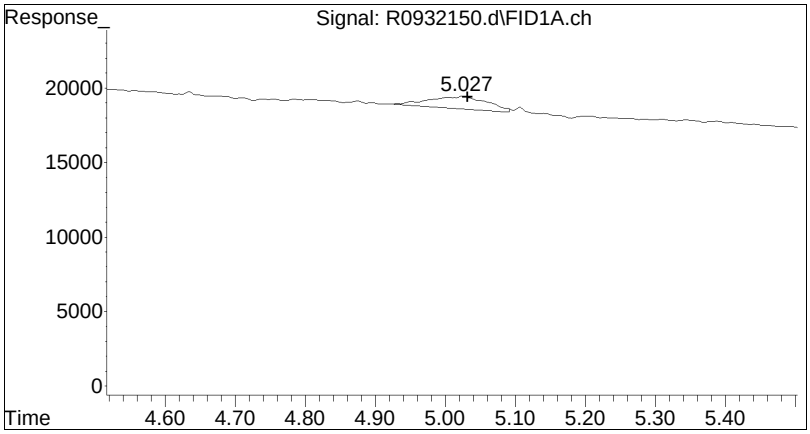

#4 ethane

R.T.:	5.027 min
Delta R.T.:	-0.005 min
Response:	48353
Conc:	0.34 ug/L M4

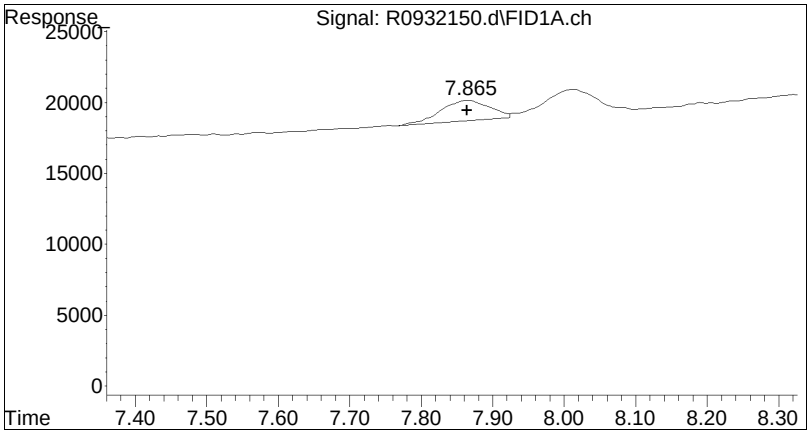

#5 propene

R.T.:	7.865 min
Delta R.T.:	0.001 min
Response:	69567
Conc:	0.62 ug/L m

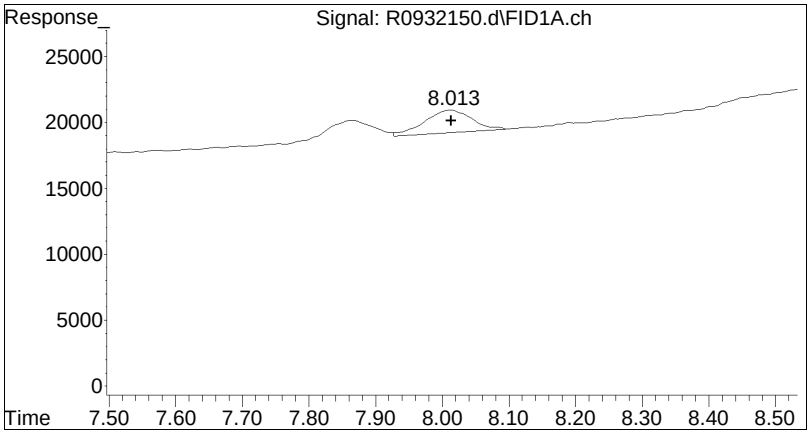

#6 propane

R.T.:	8.013 min
Delta R.T.:	0.000 min
Response:	84771
Conc:	0.64 ug/L

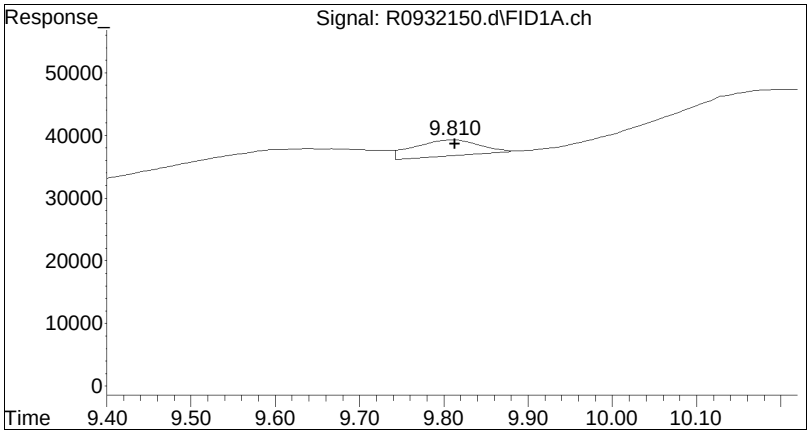

#7 butane

R.T.:	9.810 min
Delta R.T.:	-0.003 min
Response:	138481
Conc:	1.13 ug/L M4

Manual Integration Report

Data Path : O:\Forensics\Data\airlab9\QMethod : DG9_200511.M
Data File : R0932150.d Operator : AIRLAB9:AR
Date Inj'd : 5/11/2020 0:3: 6 Instrument : Airlab9
Sample : IDISSGASSTD01 Quant Date : 5/12/2020 7:02 am

Compound #1: methane

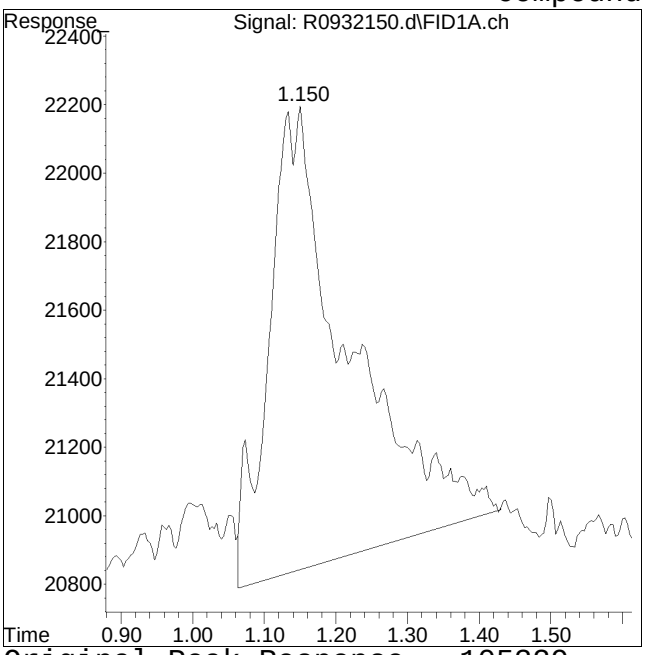

Original Peak Response = 105329

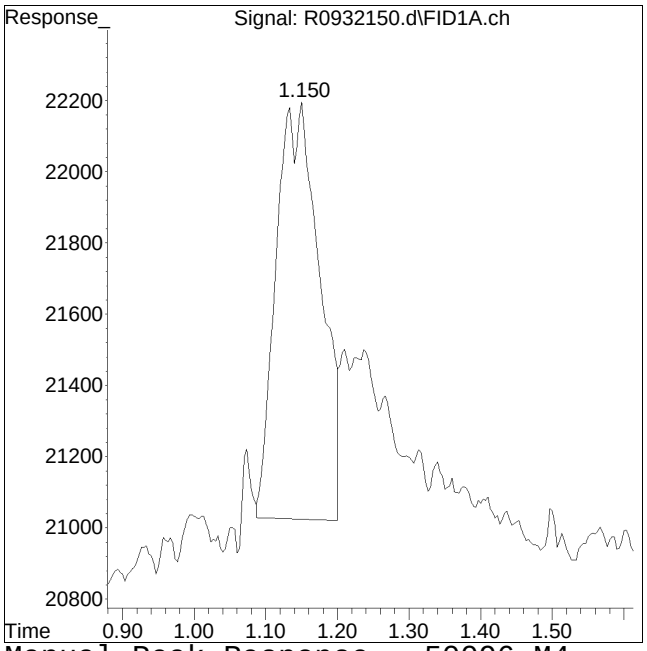

Manual Peak Response = 50096 M4

M4 = Poor automated baseline construction.

Manual Integration Report

Data Path : O:\Forensics\Data\airlab9\QMethod : DG9_200511.M
Data File : R0932150.d Operator : AIRLAB9:AR
Date Inj'd : 5/11/2020 0:3: 6 Instrument : Airlab9
Sample : IDISSGASSTD01 Quant Date : 5/12/2020 7:02 am

Compound #2: ethene

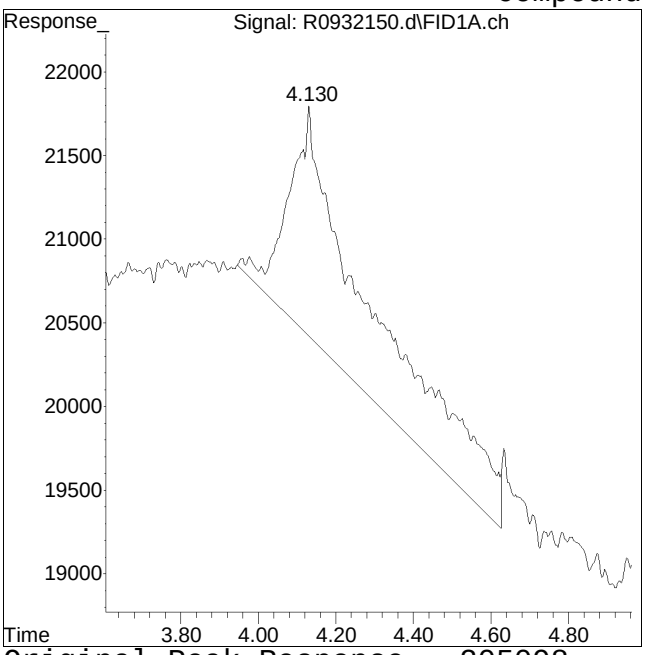

Original Peak Response = 205098

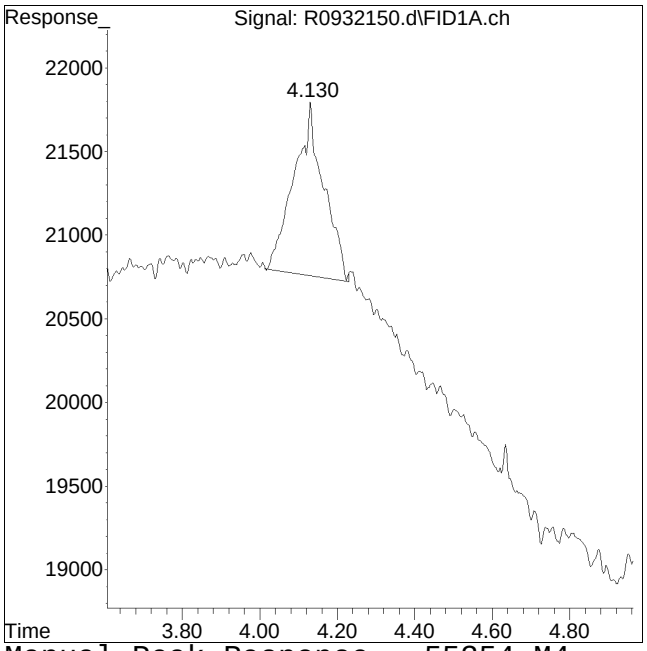

Manual Peak Response = 55354 M4

M4 = Poor automated baseline construction.

Manual Integration Report

Data Path : O:\Forensics\Data\airlab9\QMethod : DG9_200511.M
Data File : R0932150.d Operator : AIRLAB9:AR
Date Inj'd : 5/11/2020 0:3: 6 Instrument : Airlab9
Sample : IDISSGASSTD01 Quant Date : 5/12/2020 7:02 am

Compound #4: ethane

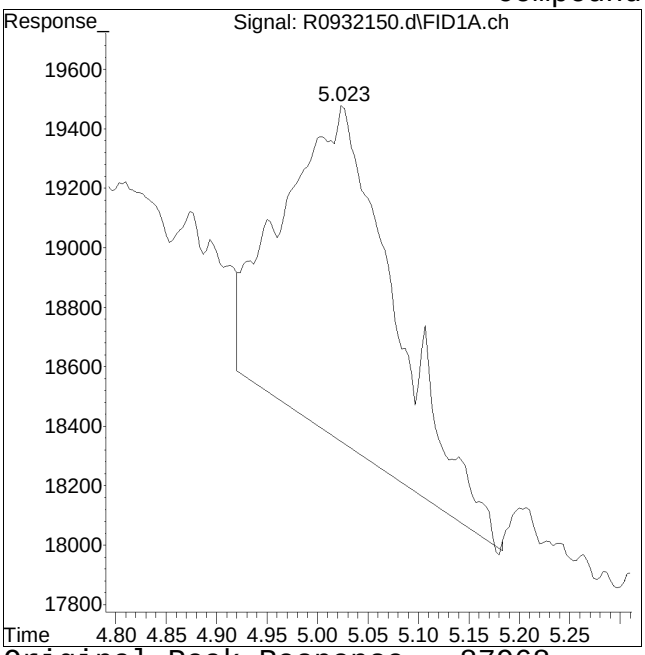

Original Peak Response = 87968

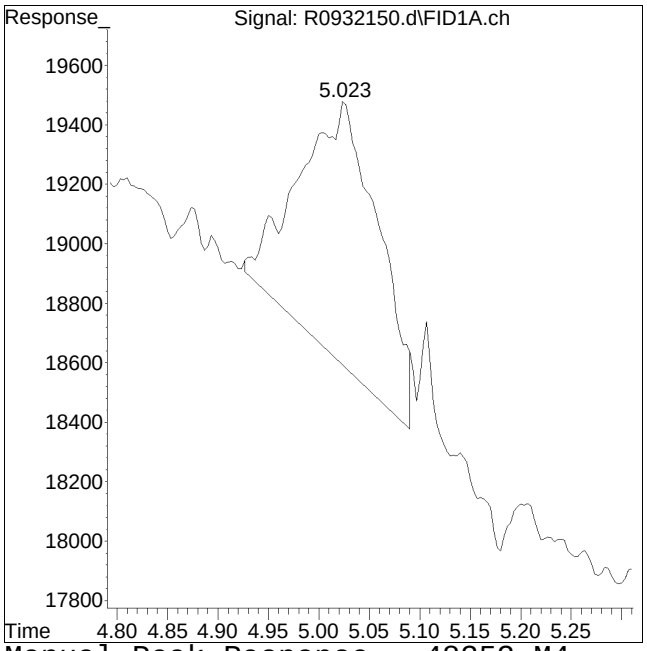

Manual Peak Response = 48353 M4

M4 = Poor automated baseline construction.

Manual Integration Report

Data Path : O:\Forensics\Data\airlab9\QMethod : DG9_200511.M
Data File : R0932150.d Operator : AIRLAB9:AR
Date Inj'd : 5/11/2020 0:3: 6 Instrument : Airlab9
Sample : IDISSGASSTD01 Quant Date : 5/12/2020 7:02 am

Compound #5: propene

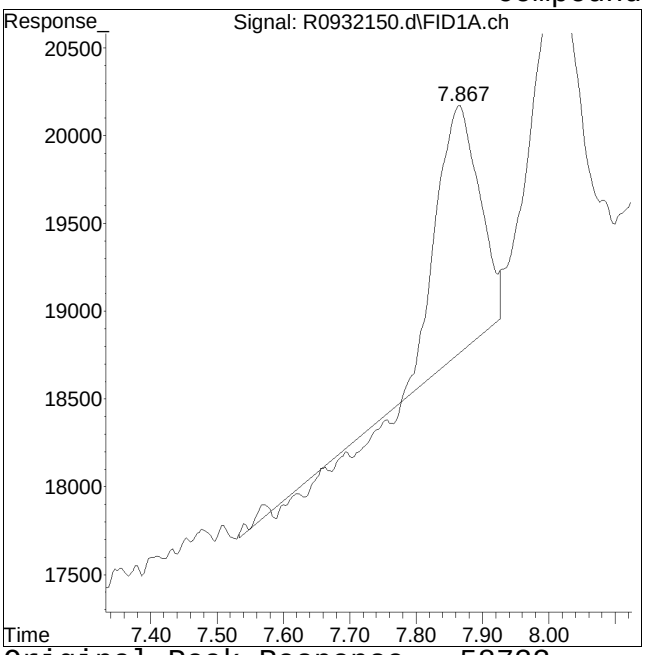

Original Peak Response = 58733

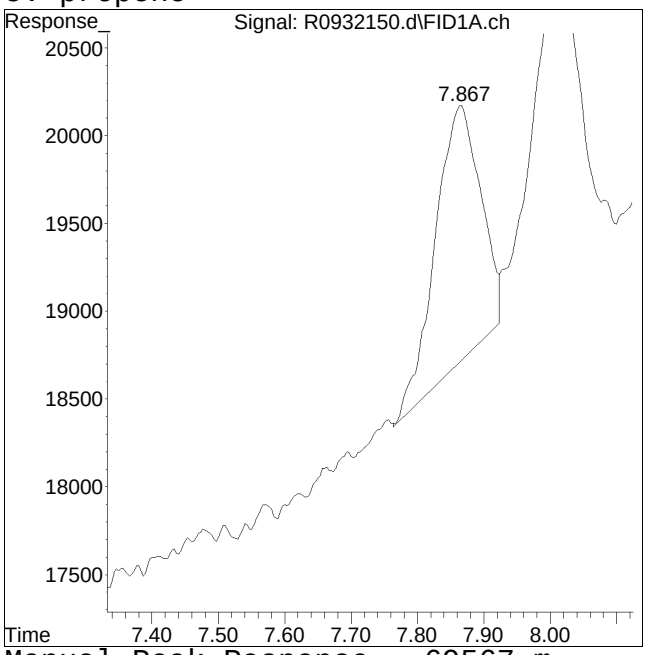

Manual Peak Response = 69567 m

Manual Integration Report

Data Path : O:\Forensics\Data\airlab9\QMethod : DG9_200511.M
Data File : R0932150.d Operator : AIRLAB9:AR
Date Inj'd : 5/11/2020 0:3: 6 Instrument : Airlab9
Sample : IDISSGASSTD01 Quant Date : 5/12/2020 7:02 am

Compound #7: butane

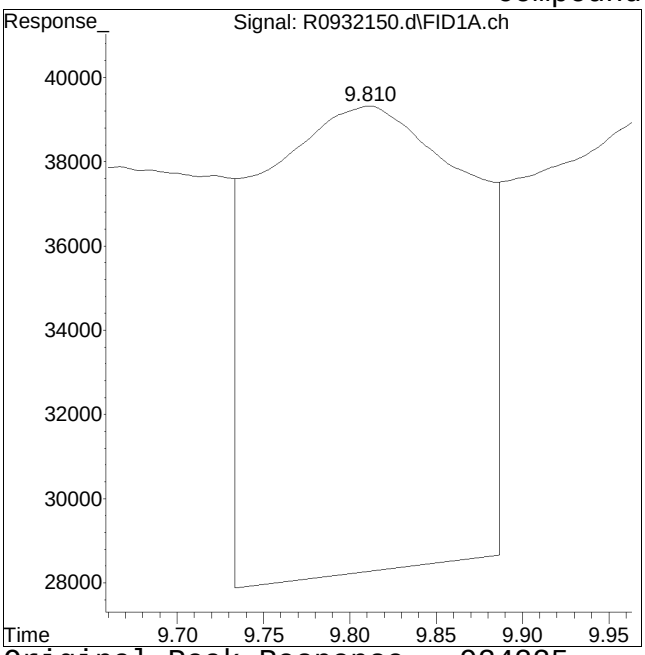

Original Peak Response = 924225

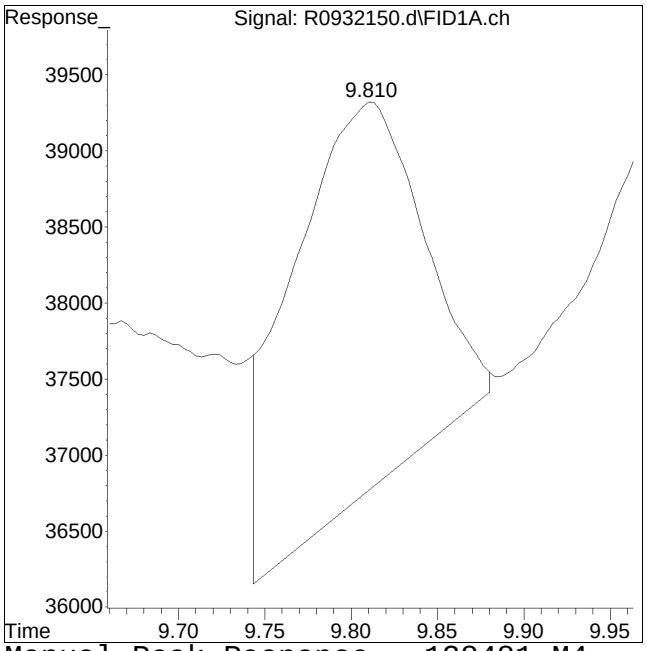

Manual Peak Response = 138481 M4

M4 = Poor automated baseline construction.

Quantitation Report (QT Reviewed)

Data Path : O:\Forensics\Data\airlab9\2020\200511DG_I\
Data File : R0932151.d
Signal(s) : FID1A.ch
Acq On : 11 May 2020 4:06 pm
Operator : AIRLAB9:AR
Sample : IDISSGASSTD02
Misc : WG1369720
ALS Vial : 2 Sample Multiplier: 1

Integration File: events.e
Quant Time: May 12 07:06:02 2020
Quant Method : O:\Forensics\Data\airlab9\2020\200511DG_I\DG9_200511.M
Quant Title : Dissolved Gases
QLast Update : Tue May 12 07:01:27 2020
Response via : Initial Calibration
Integrator: ChemStation

Volume Inj. :
Signal Phase :
Signal Info :

Sub List : Default - All compounds listed

	Compound	R.T.	Response	Conc	Units	
Target Compounds						
1)	methane	1.171	238574	1.715	ug/L	M4
2)	ethene	4.141	343031	2.652	ug/L	M4
3)	acetylene	4.875	58955	2.063	ug/L	M4
4)	ethane	5.057	348987	2.449	ug/L	M4
5)	propene	7.866	380697	3.408	ug/L	
6)	propane	8.013	471549	3.588	ug/L	
7)	butane	9.812	582655	4.738	ug/L	M4

(f)=RT Delta > 1/2 Window (m)=manual int.

Quantitation Report (QT Reviewed)

Data Path : O:\Forensics\Data\airlab9\2020\200511DG_I\
Data File : R0932151.d
Signal(s) : FID1A.ch
Acq On : 11 May 2020 4:06 pm
Operator : AIRLAB9:AR
Sample : IDISSGASSTD02
Misc : WG1369720
ALS Vial : 2 Sample Multiplier: 1

Integration File: events.e
Quant Time: May 12 07:06:02 2020
Quant Method : O:\Forensics\Data\airlab9\2020\200511DG_I\DG9_200511.M
Quant Title : Dissolved Gases
QLast Update : Tue May 12 07:01:27 2020
Response via : Initial Calibration
Integrator: ChemStation

Volume Inj. :
Signal Phase :
Signal Info :

Sub List : Default - All compounds listed

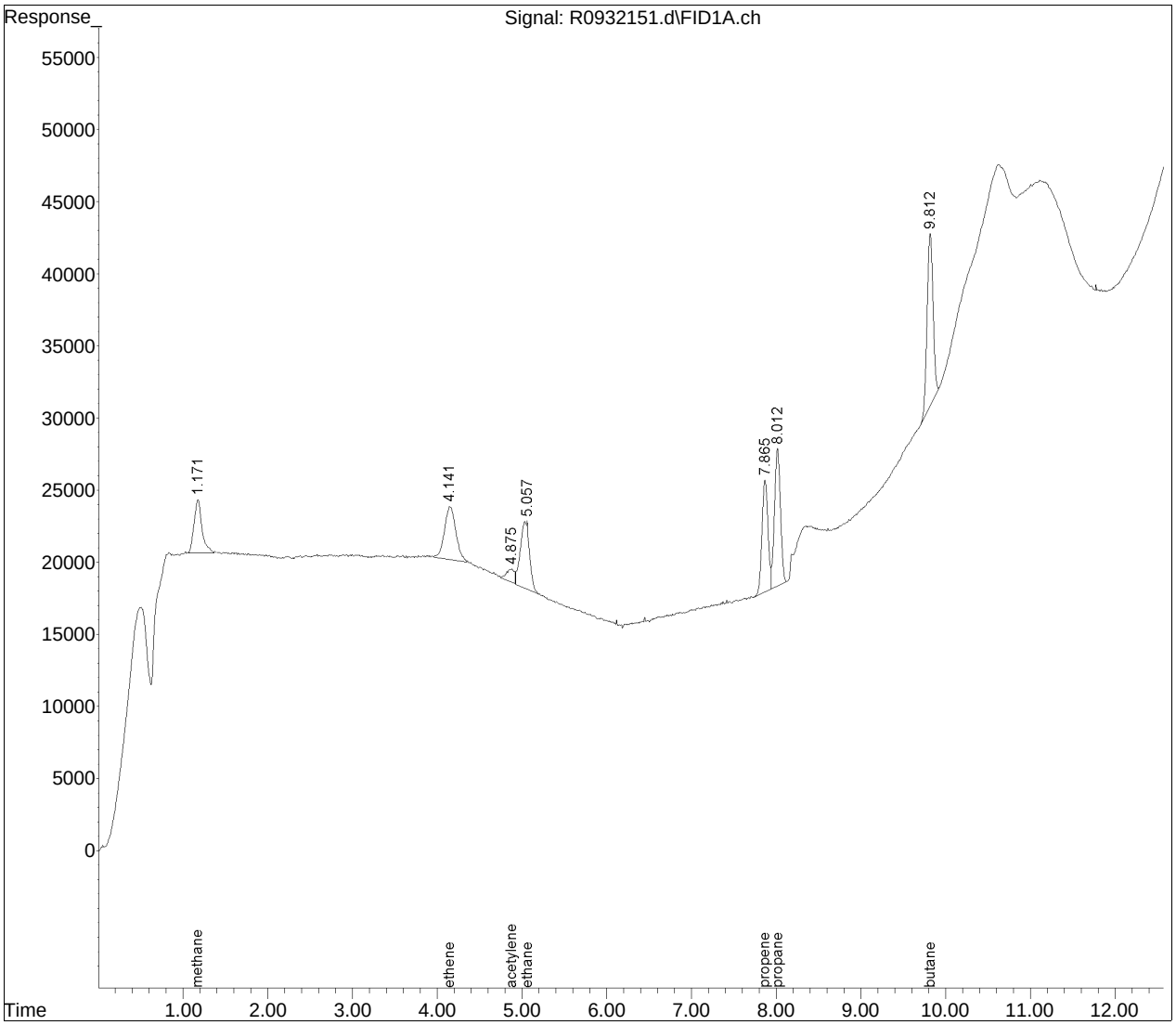

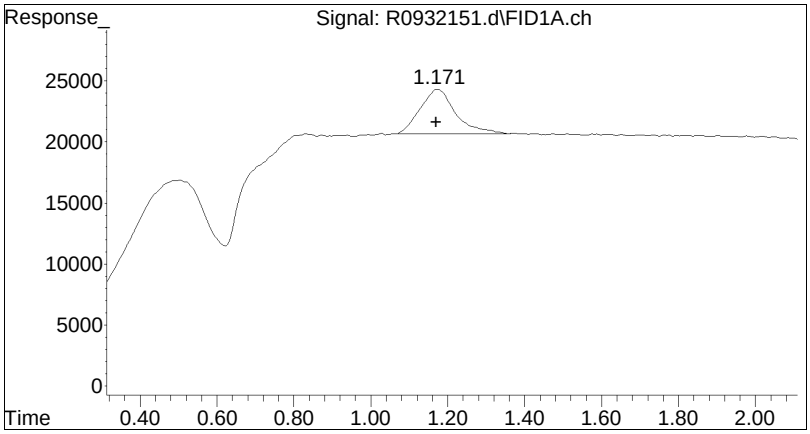

#1 methane

R.T.:	1.171 min
Delta R.T.:	0.001 min
Response:	238574
Conc:	1.72 ug/L M4

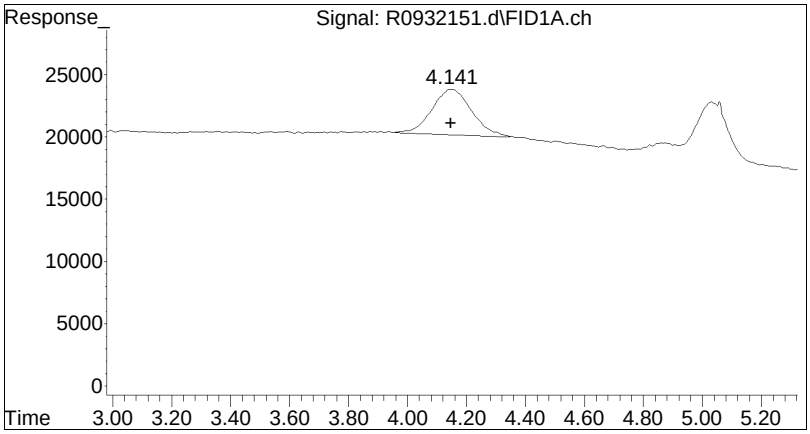

#2 ethene

R.T.:	4.141 min
Delta R.T.:	-0.006 min
Response:	343031
Conc:	2.65 ug/L M4

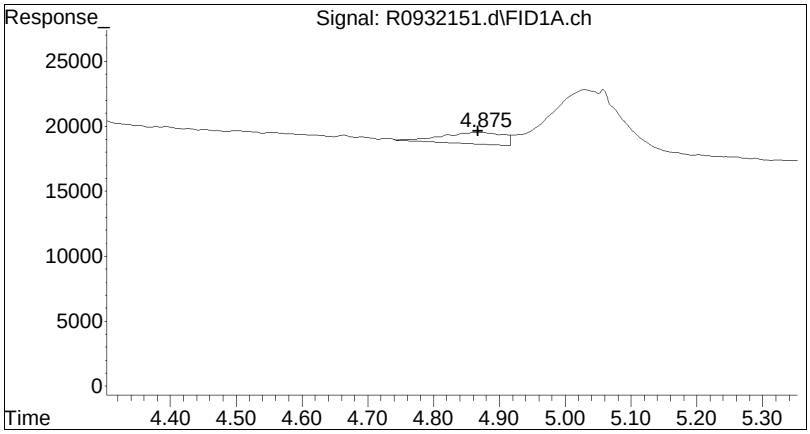

#3 acetylene

R.T.:	4.875 min
Delta R.T.:	0.008 min
Response:	58955
Conc:	2.06 ug/L M4

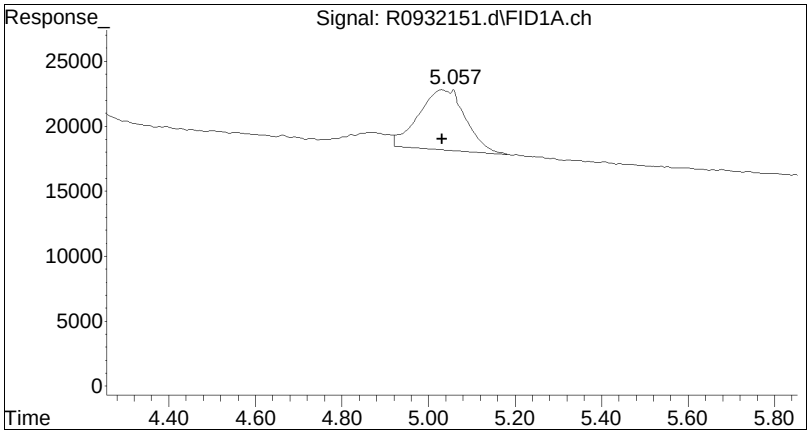

#4 ethane

R.T.:	5.057 min
Delta R.T.:	0.025 min
Response:	348987
Conc:	2.45 ug/L M4

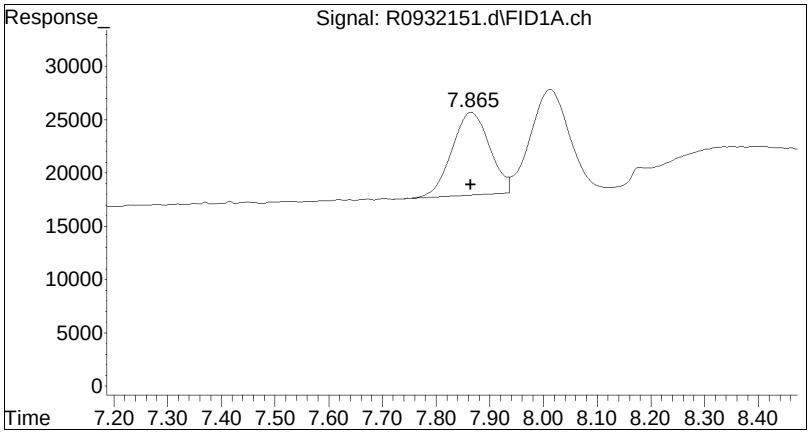

#5 propene

R.T.:	7.866 min
Delta R.T.:	0.002 min
Response:	380697
Conc:	3.41 ug/L

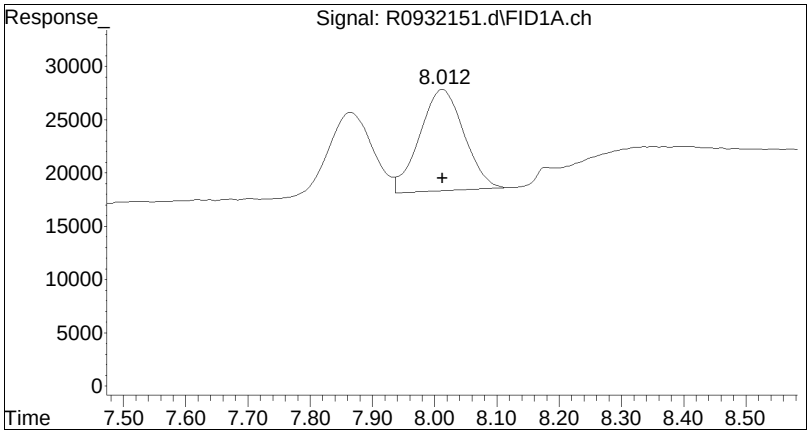

#6 propane

R.T.:	8.013 min
Delta R.T.:	0.000 min
Response:	471549
Conc:	3.59 ug/L

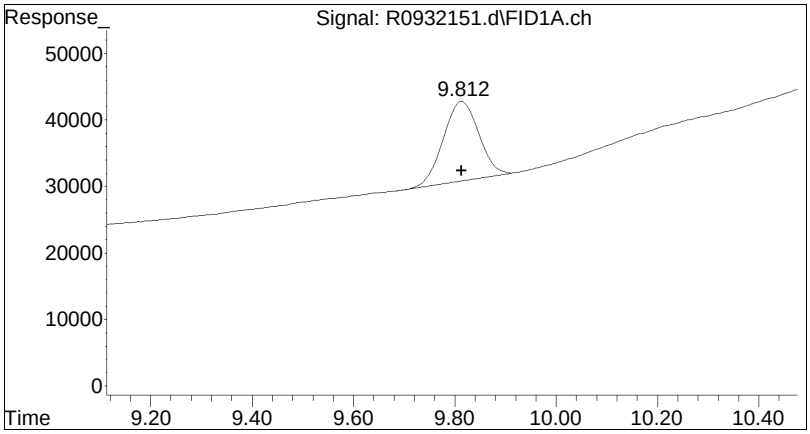

#7 butane

R.T.:	9.812 min
Delta R.T.:	0.000 min
Response:	582655
Conc:	4.74 ug/L M4

Manual Integration Report

Data Path : O:\Forensics\Data\airlab9\QMethod : DG9_200511.M
Data File : R0932151.d Operator : AIRLAB9:AR
Date Inj'd : 5/11/2020 0:4: 6 Instrument : Airlab9
Sample : IDISSGASSTD02 Quant Date : 5/12/2020 7:02 am

Compound #1: methane

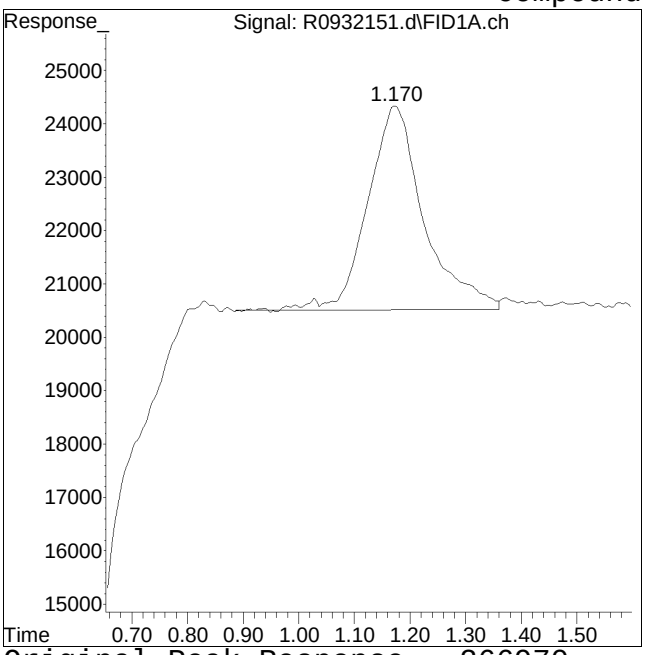

Original Peak Response = 266970

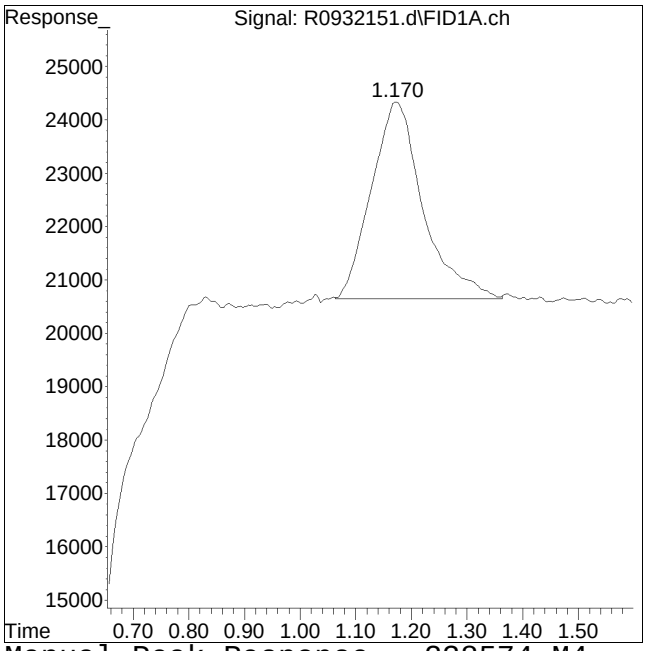

Manual Peak Response = 238574 M4

M4 = Poor automated baseline construction.

Manual Integration Report

Data Path : O:\Forensics\Data\airlab9\QMethod : DG9_200511.M
Data File : R0932151.d Operator : AIRLAB9:AR
Date Inj'd : 5/11/2020 0:4: 6 Instrument : Airlab9
Sample : IDISSGASSTD02 Quant Date : 5/12/2020 7:02 am

Compound #2: ethene

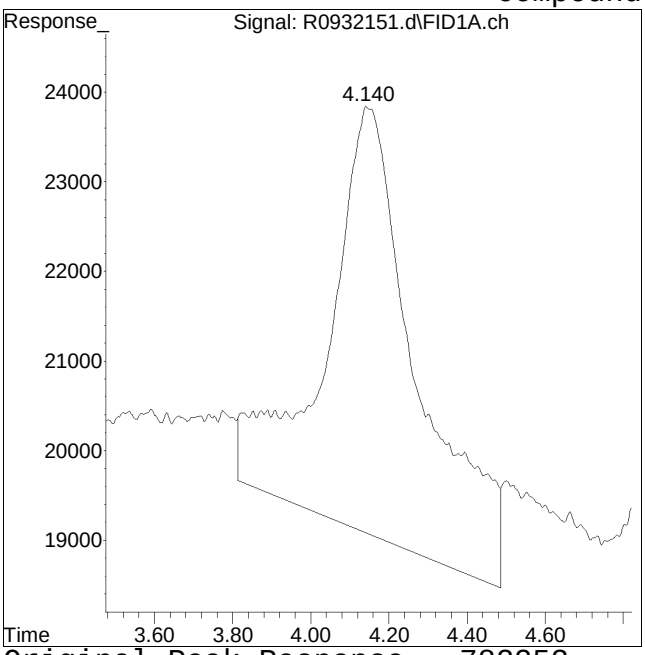

Original Peak Response = 782252

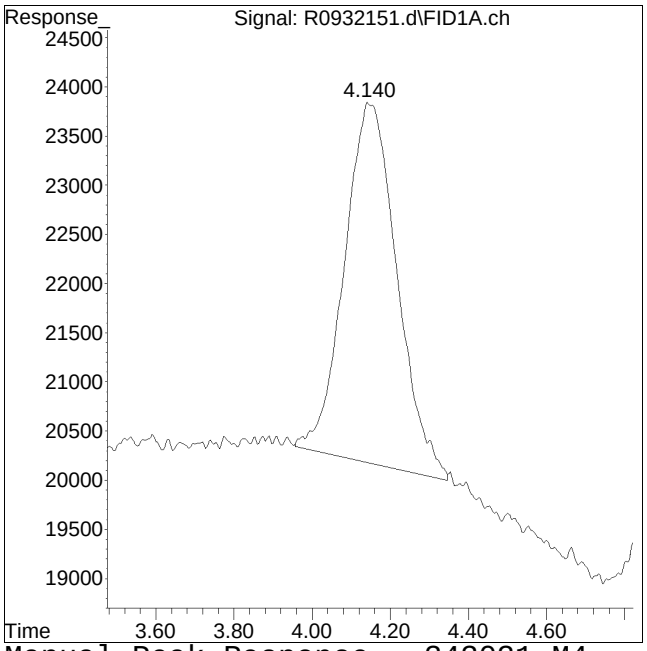

Manual Peak Response = 343031 M4

M4 = Poor automated baseline construction.

Manual Integration Report

Data Path : O:\Forensics\Data\airlab9\QMethod : DG9_200511.M
Data File : R0932151.d Operator : AIRLAB9:AR
Date Inj'd : 5/11/2020 0:4: 6 Instrument : Airlab9
Sample : IDISSGASSTD02 Quant Date : 5/12/2020 7:02 am

Compound #3: acetylene

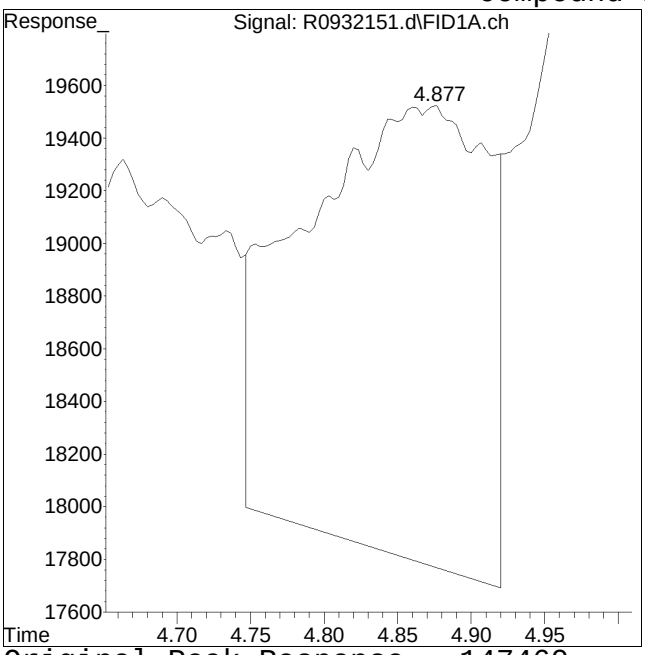

Original Peak Response = 147460

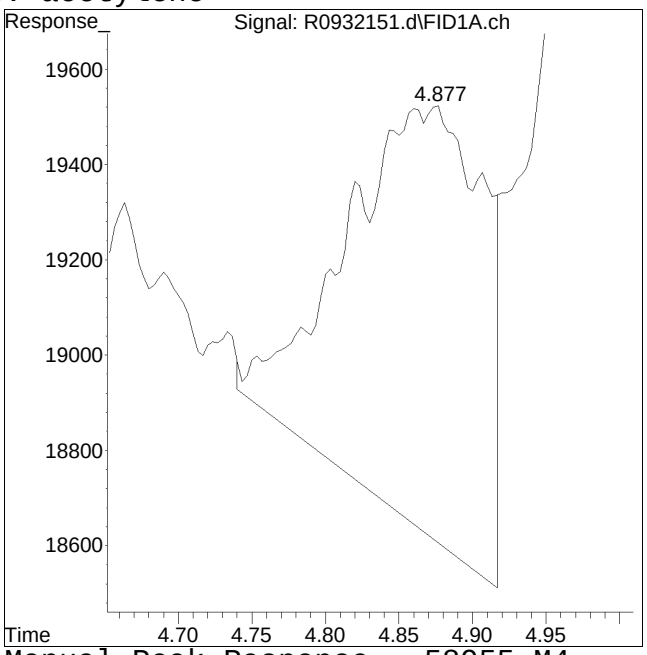

Manual Peak Response = 58955 M4

M4 = Poor automated baseline construction.

Manual Integration Report

Data Path : O:\Forensics\Data\airlab9\QMethod : DG9_200511.M
Data File : R0932151.d Operator : AIRLAB9:AR
Date Inj'd : 5/11/2020 0:4: 6 Instrument : Airlab9
Sample : IDISSGASSTD02 Quant Date : 5/12/2020 7:02 am

Compound #4: ethane

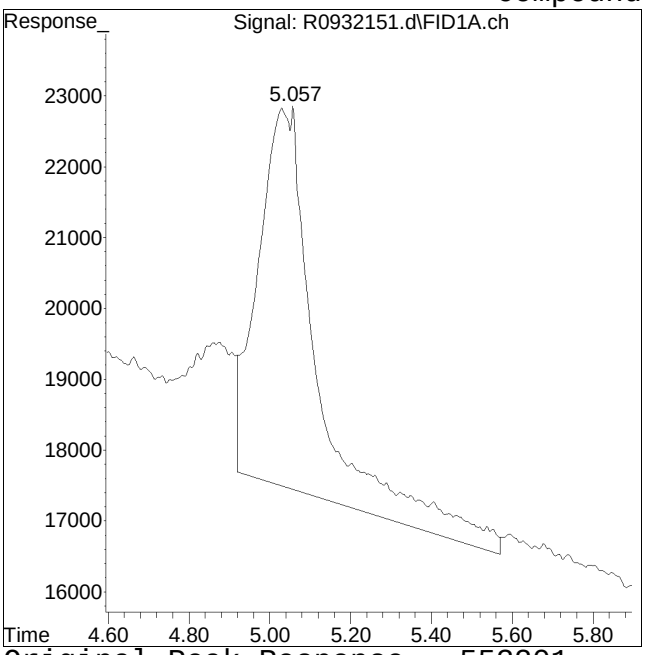

Original Peak Response = 553201

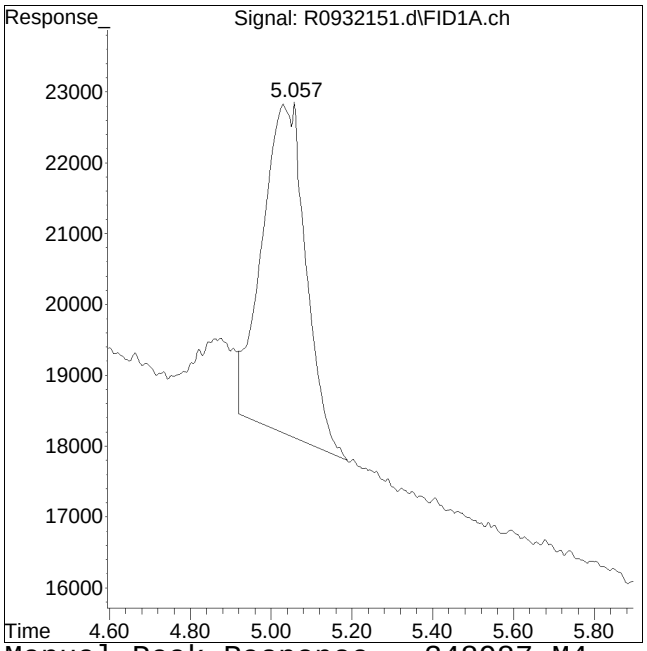

Manual Peak Response = 348987 M4

M4 = Poor automated baseline construction.

Manual Integration Report

Data Path : O:\Forensics\Data\airlab9\QMethod : DG9_200511.M
Data File : R0932151.d Operator : AIRLAB9:AR
Date Inj'd : 5/11/2020 0:4: 6 Instrument : Airlab9
Sample : IDISSGASSTD02 Quant Date : 5/12/2020 7:02 am

Compound #7: butane

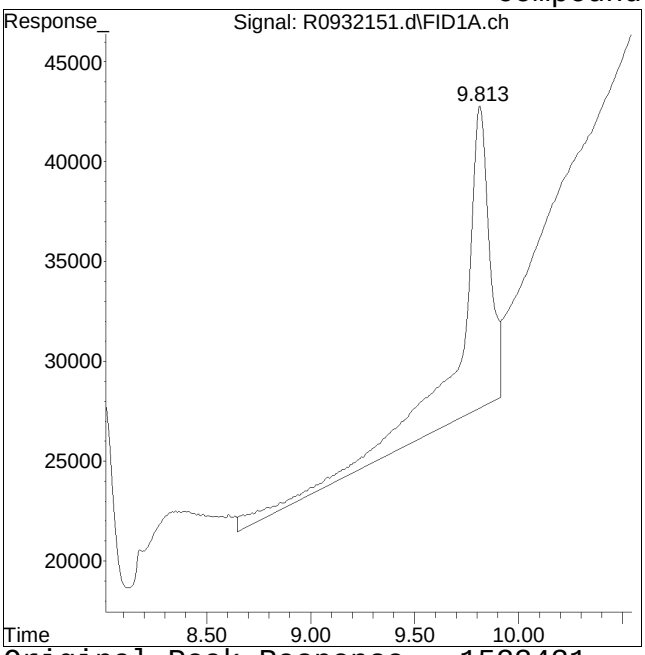

Original Peak Response = 1523431

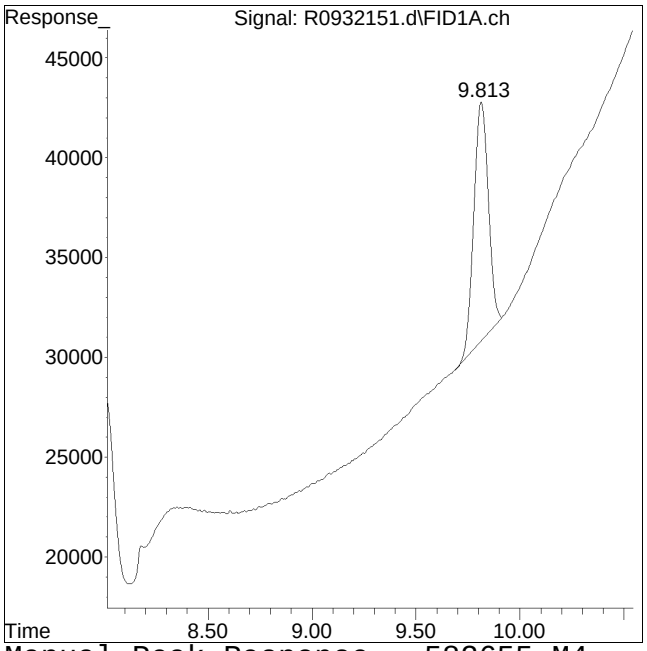

Manual Peak Response = 582655 M4

M4 = Poor automated baseline construction.

Quantitation Report (QT Reviewed)

Data Path : O:\Forensics\Data\airlab9\2020\200511DG_I\
Data File : R0932152.d
Signal(s) : FID1A.ch
Acq On : 11 May 2020 4:25 pm
Operator : AIRLAB9:AR
Sample : IDISSGASSTD03
Misc : WG1369720
ALS Vial : 3 Sample Multiplier: 1

Integration File: events.e
Quant Time: May 12 07:07:27 2020
Quant Method : O:\Forensics\Data\airlab9\2020\200511DG_I\DG9_200511.M
Quant Title : Dissolved Gases
QLast Update : Tue May 12 07:01:27 2020
Response via : Initial Calibration
Integrator: ChemStation

Volume Inj. :
Signal Phase :
Signal Info :

Sub List : Default - All compounds listed

	Compound	R.T.	Response	Conc	Units	
Target Compounds						
1)	methane	1.152	3343625	24.039	ug/L	M4
2)	ethene	4.139	5529095	42.753	ug/L	M4
3)	acetylene	4.862	999328	34.966	ug/L	M4
4)	ethane	5.026	6418752	45.047	ug/L	M4
5)	propene	7.863	7113582	63.678	ug/L	M4
6)	propane	8.012	8828763	67.171	ug/L	
7)	butane	9.811	11220258	91.247	ug/L	M4

(f)=RT Delta > 1/2 Window (m)=manual int.

Quantitation Report (QT Reviewed)

Data Path : O:\Forensics\Data\airlab9\2020\200511DG_I\
Data File : R0932152.d
Signal(s) : FID1A.ch
Acq On : 11 May 2020 4:25 pm
Operator : AIRLAB9:AR
Sample : IDISSGASSTD03
Misc : WG1369720
ALS Vial : 3 Sample Multiplier: 1

Integration File: events.e
Quant Time: May 12 07:07:27 2020
Quant Method : O:\Forensics\Data\airlab9\2020\200511DG_I\DG9_200511.M
Quant Title : Dissolved Gases
QLast Update : Tue May 12 07:01:27 2020
Response via : Initial Calibration
Integrator: ChemStation

Volume Inj. :
Signal Phase :
Signal Info :

Sub List : Default - All compounds listed

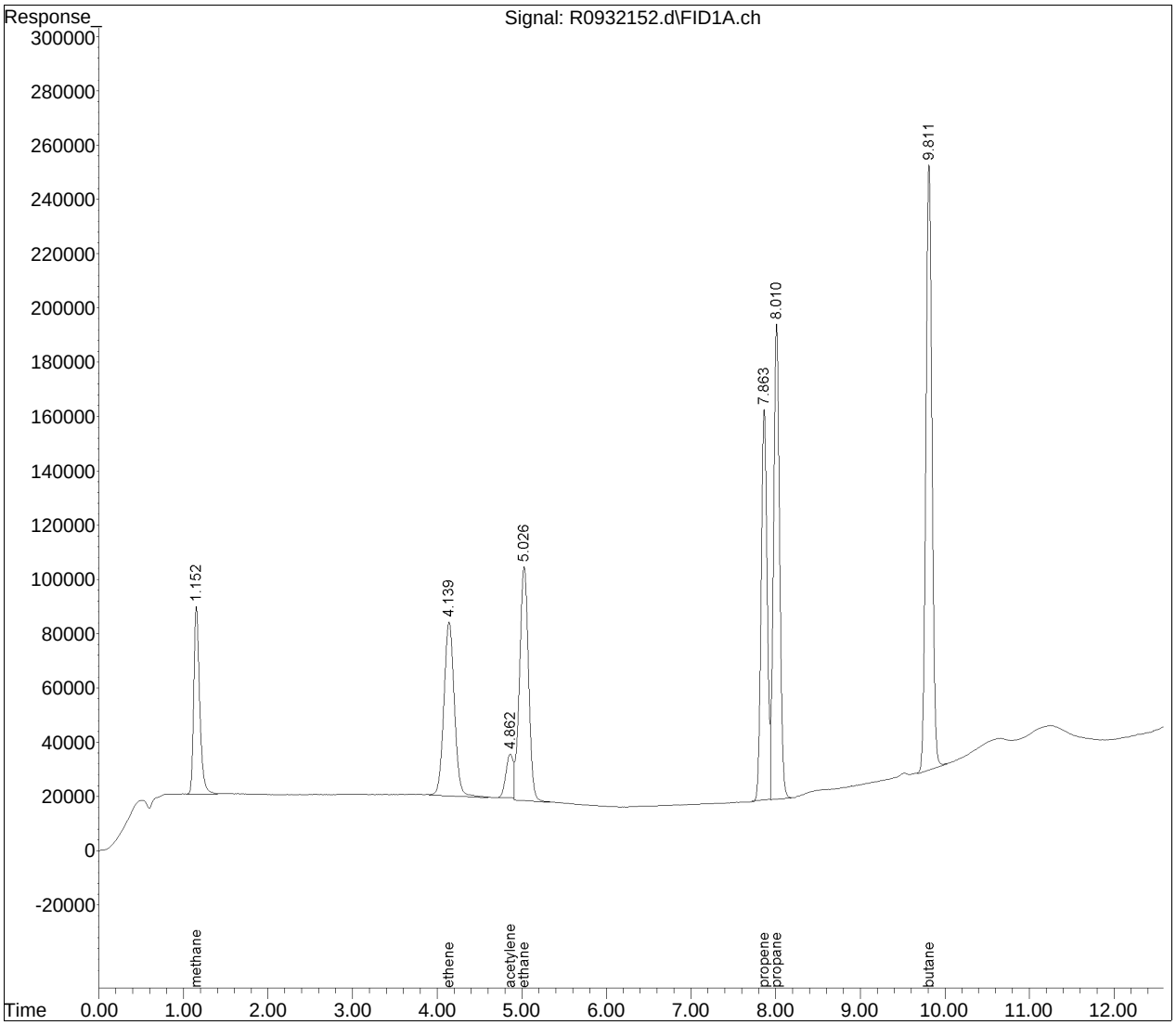

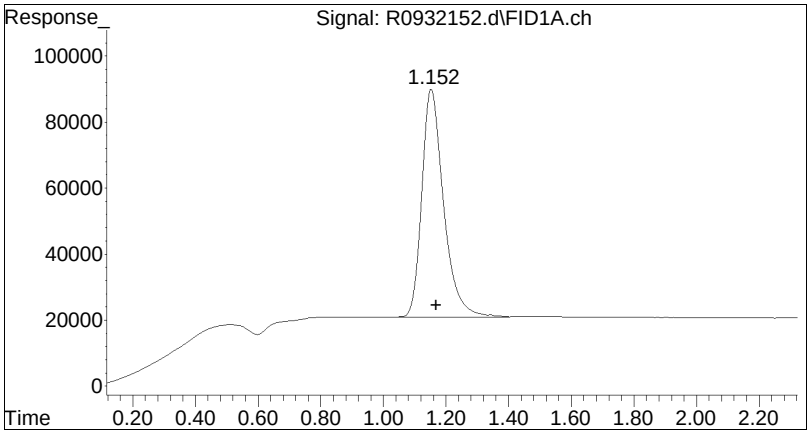

#1 methane

R.T.:	1.152 min
Delta R.T.:	-0.018 min
Response:	3343625
Conc:	24.04 ug/L M4

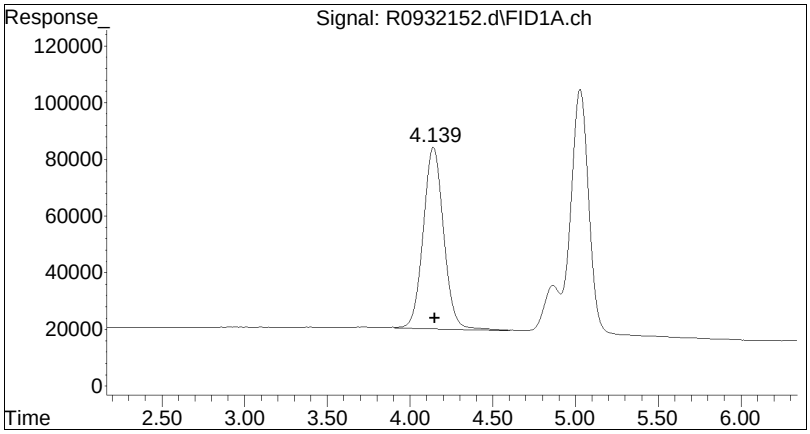

#2 ethene

R.T.:	4.139 min
Delta R.T.:	-0.008 min
Response:	5529095
Conc:	42.75 ug/L M4

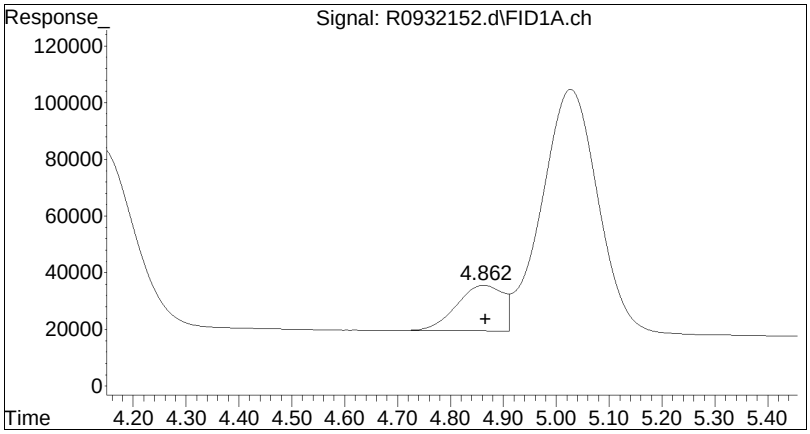

#3 acetylene

R.T.:	4.862 min
Delta R.T.:	-0.005 min
Response:	999328
Conc:	34.97 ug/L M4

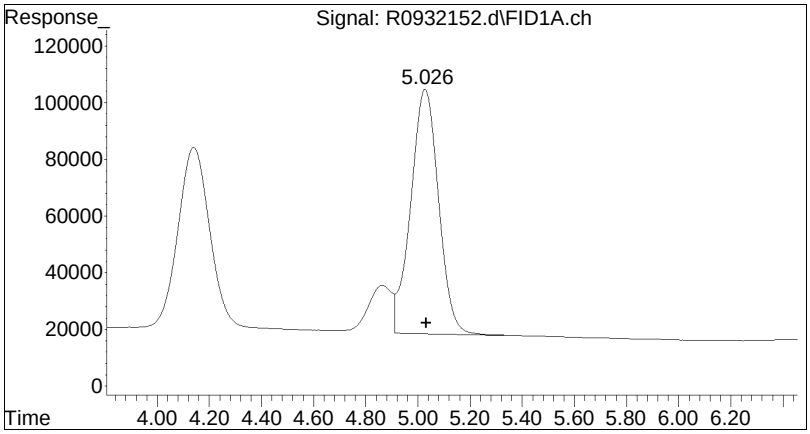

#4 ethane

R.T.:	5.026 min
Delta R.T.:	-0.005 min
Response:	6418752
Conc:	45.05 ug/L M4

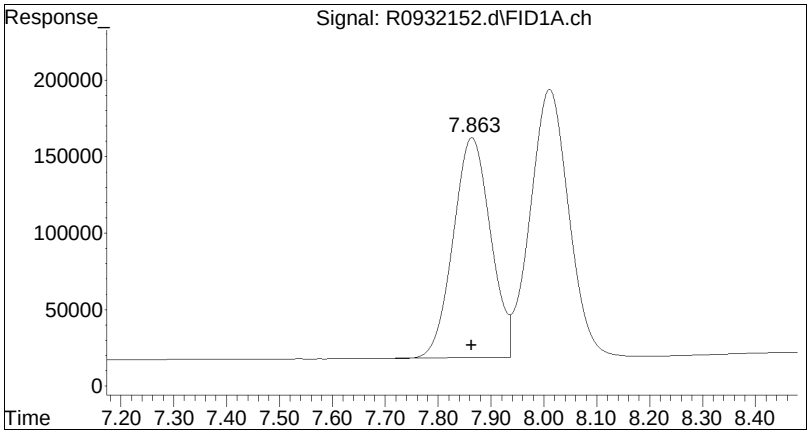

#5 propene

R.T.:	7.863 min
Delta R.T.:	0.000 min
Response:	7113582
Conc:	63.68 ug/L M4

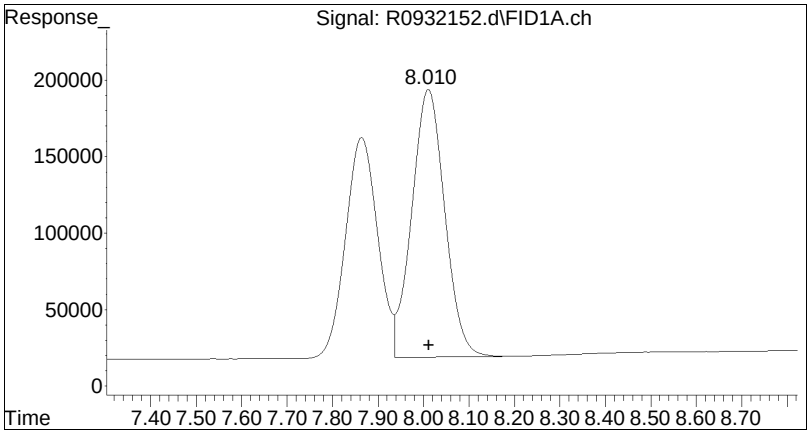

#6 propane

R.T.:	8.012 min
Delta R.T.:	-0.001 min
Response:	8828763
Conc:	67.17 ug/L

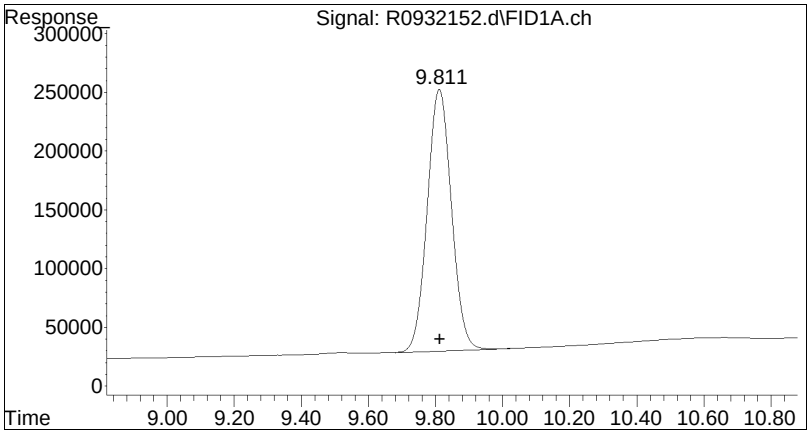

#7 butane

R.T.:	9.811 min
Delta R.T.:	-0.002 min
Response:	11220258
Conc:	91.25 ug/L M4

Manual Integration Report

Data Path : O:\Forensics\Data\airlab9\QMethod : DG9_200511.M
Data File : R0932152.d Operator : AIRLAB9:AR
Date Inj'd : 5/11/2020 0:4: 5 Instrument : Airlab9
Sample : IDISSGASSTD03 Quant Date : 5/12/2020 7:02 am

Compound #1: methane

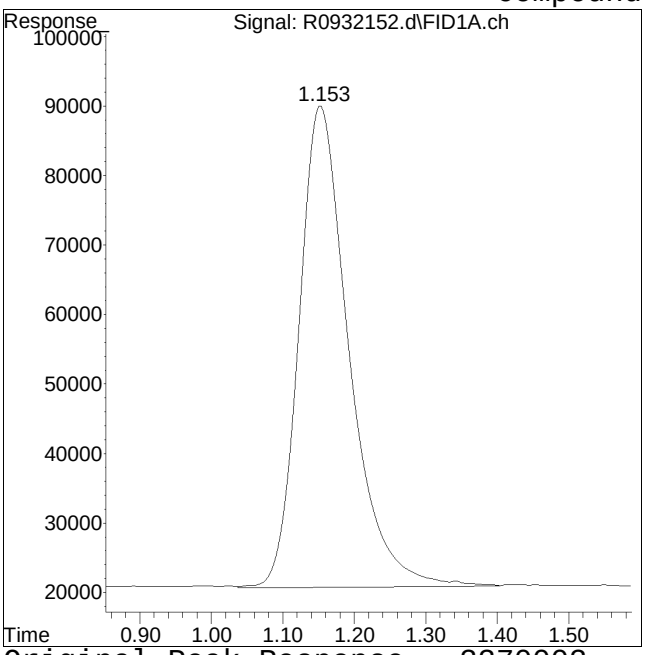

Original Peak Response = 3370003

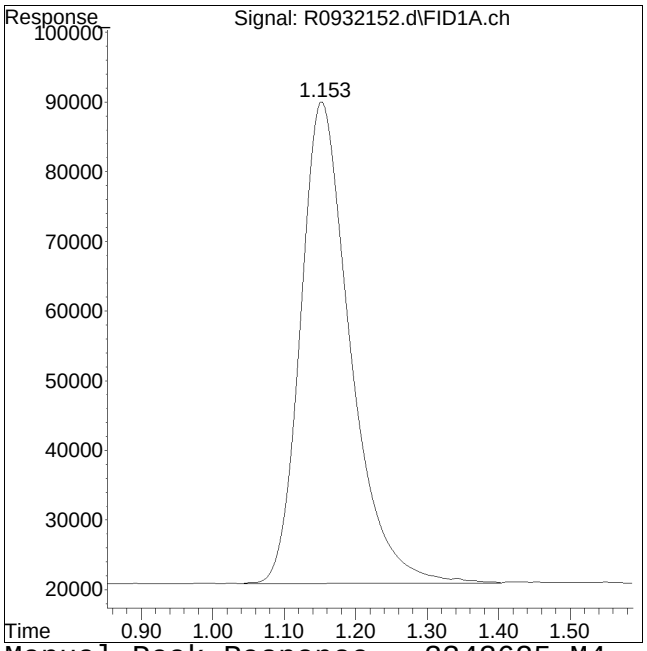

Manual Peak Response = 3343625 M4

M4 = Poor automated baseline construction.

Manual Integration Report

Data Path : O:\Forensics\Data\airlab9\QMethod : DG9_200511.M
Data File : R0932152.d Operator : AIRLAB9:AR
Date Inj'd : 5/11/2020 0:4: 5 Instrument : Airlab9
Sample : IDISSGASSTD03 Quant Date : 5/12/2020 7:02 am

Compound #2: ethene

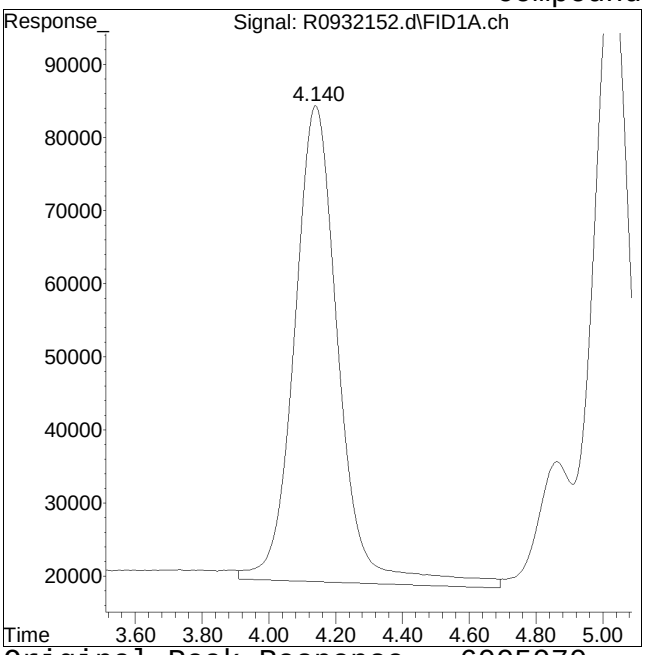

Original Peak Response = 6005070

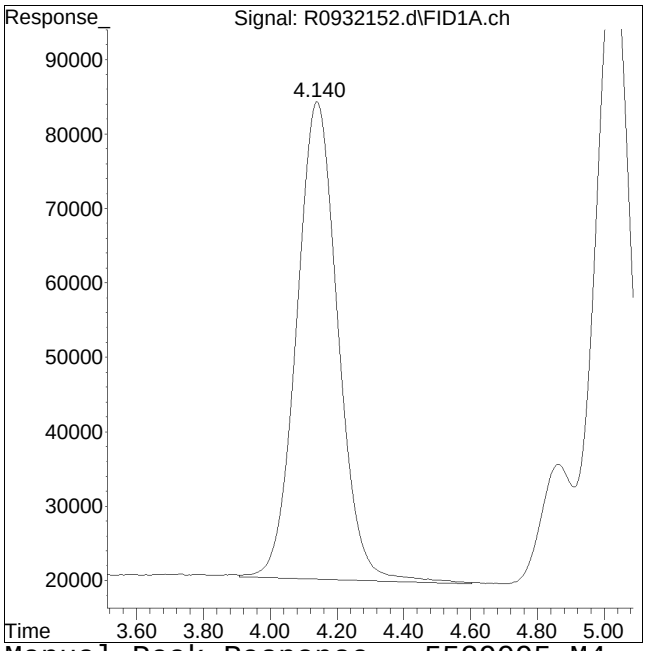

Manual Peak Response = 5529095 M4

M4 = Poor automated baseline construction.

Manual Integration Report

Data Path : O:\Forensics\Data\airlab9\QMethod : DG9_200511.M
Data File : R0932152.d Operator : AIRLAB9:AR
Date Inj'd : 5/11/2020 0:4: 5 Instrument : Airlab9
Sample : IDISSGASSTD03 Quant Date : 5/12/2020 7:02 am

Compound #3: acetylene

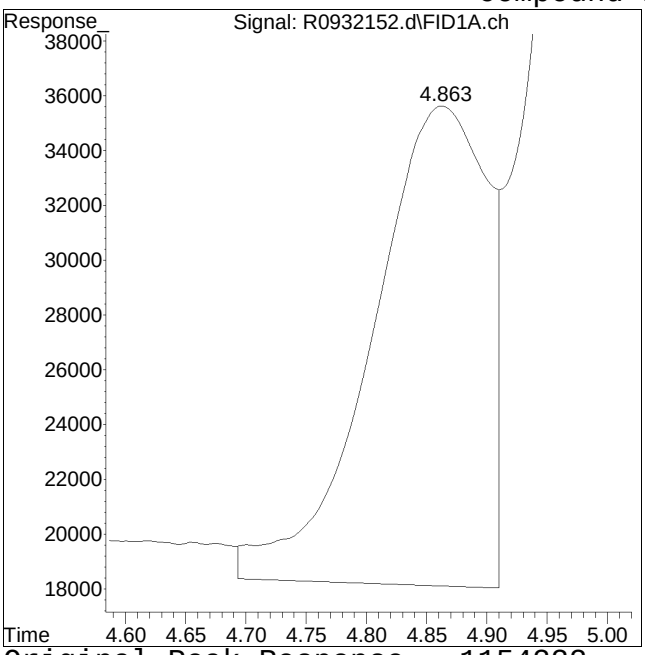

Original Peak Response = 1154222

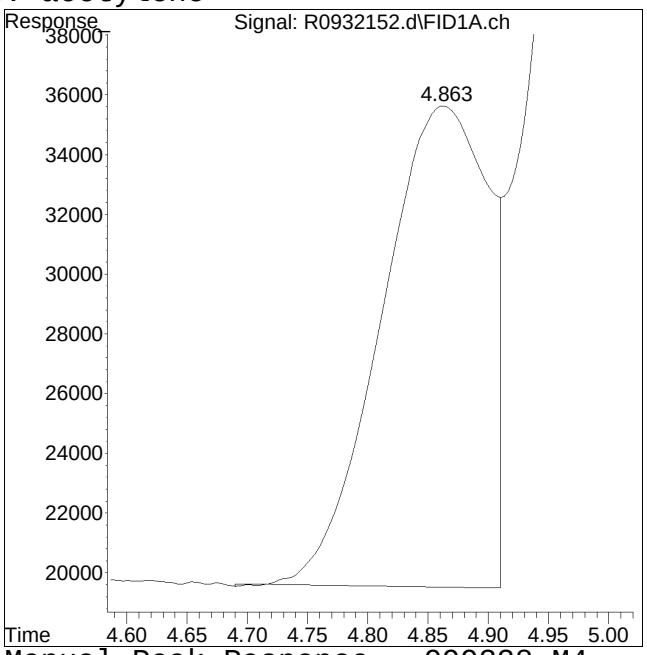

Manual Peak Response = 999328 M4

M4 = Poor automated baseline construction.

Manual Integration Report

Data Path : O:\Forensics\Data\airlab9\QMethod : DG9_200511.M
Data File : R0932152.d Operator : AIRLAB9:AR
Date Inj'd : 5/11/2020 0:4: 5 Instrument : Airlab9
Sample : IDISSGASSTD03 Quant Date : 5/12/2020 7:02 am

Compound #4: ethane

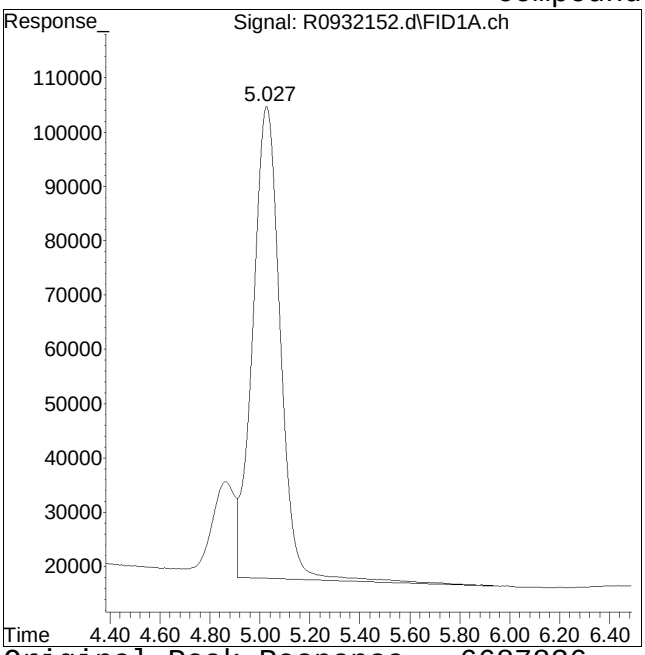

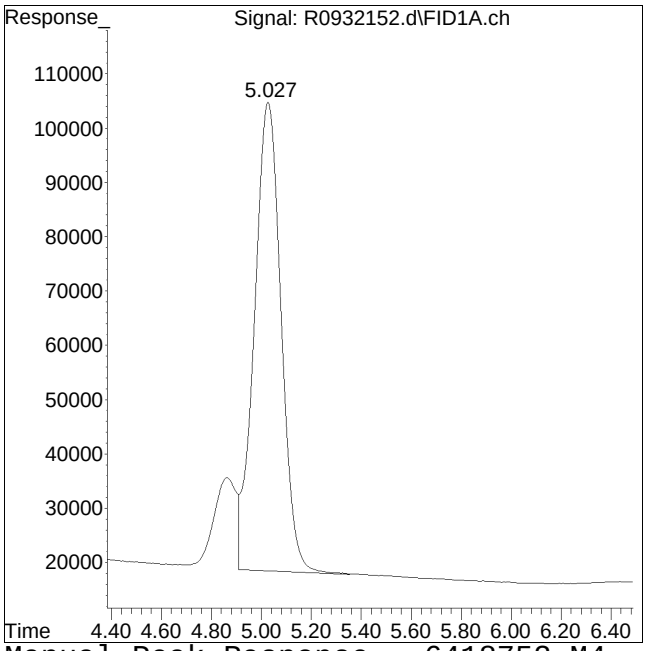

Original Peak Response = 6687836 Manual Peak Response = 6418752 M4
M4 = Poor automated baseline construction.

Manual Integration Report

Data Path : O:\Forensics\Data\airlab9\QMethod : DG9_200511.M
Data File : R0932152.d Operator : AIRLAB9:AR
Date Inj'd : 5/11/2020 0:4: 5 Instrument : Airlab9
Sample : IDISSGASSTD03 Quant Date : 5/12/2020 7:02 am

Compound #5: propene

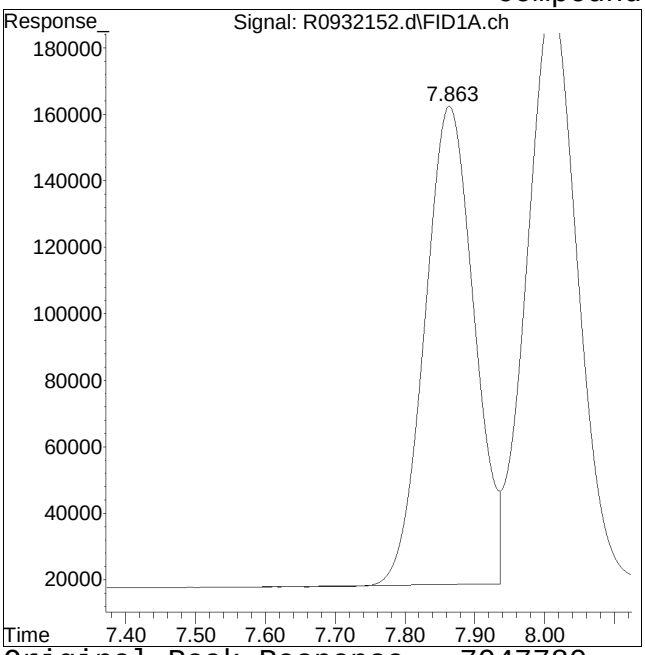

Original Peak Response = 7047780

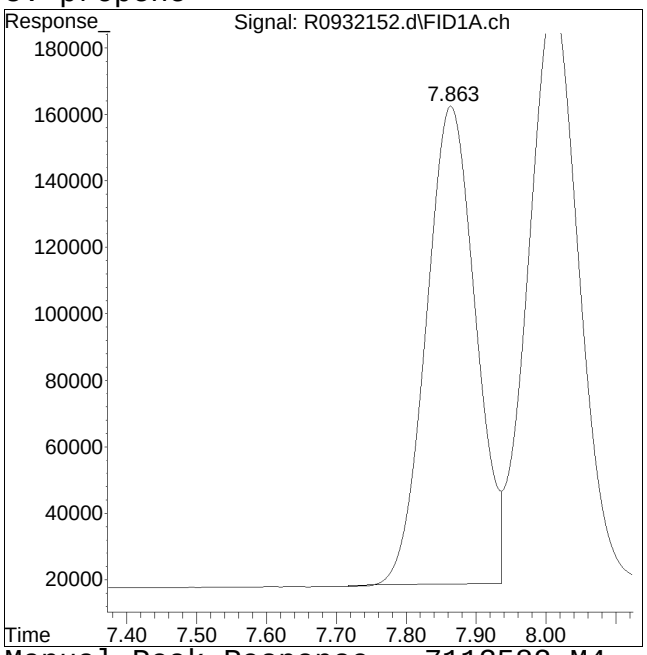

Manual Peak Response = 7113582 M4

M4 = Poor automated baseline construction.

Manual Integration Report

Data Path : O:\Forensics\Data\airlab9\QMethod : DG9_200511.M
Data File : R0932152.d Operator : AIRLAB9:AR
Date Inj'd : 5/11/2020 0:4: 5 Instrument : Airlab9
Sample : IDISSGASSTD03 Quant Date : 5/12/2020 7:02 am

Compound #7: butane

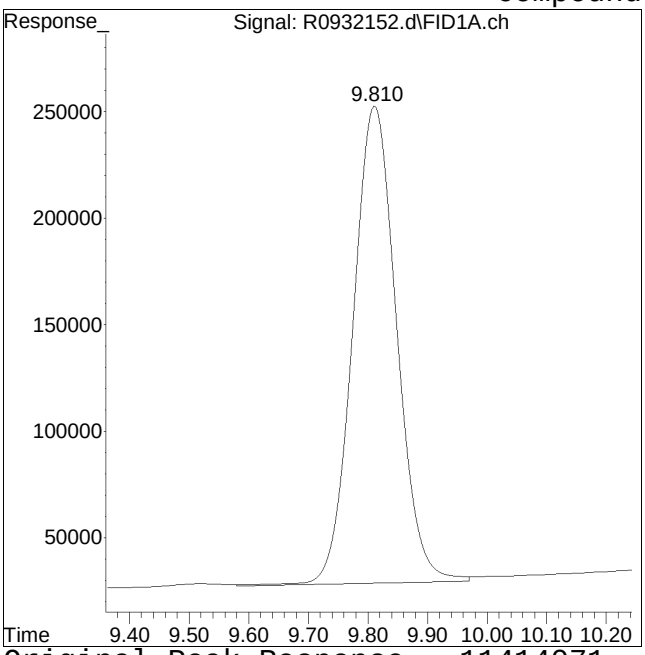

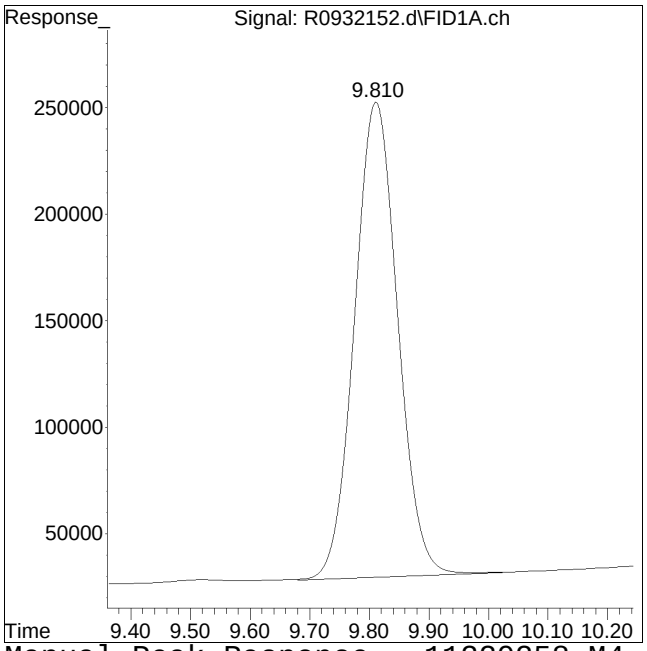

Original Peak Response = 11414071 Manual Peak Response = 11220258 M4
M4 = Poor automated baseline construction.

Quantitation Report (QT Reviewed)

Data Path : O:\Forensics\Data\airlab9\2020\200511DG_I\
Data File : R0932153.d
Signal(s) : FID1A.ch
Acq On : 11 May 2020 4:45 pm
Operator : AIRLAB9:AR
Sample : IDISSGASSTD04
Misc : WG1369720
ALS Vial : 3 Sample Multiplier: 1

Integration File: events.e
Quant Time: May 12 07:02:10 2020
Quant Method : O:\Forensics\Data\airlab9\2020\200511DG_I\DG9_200511.M
Quant Title : Dissolved Gases
QLast Update : Tue May 12 07:01:27 2020
Response via : Initial Calibration
Integrator: ChemStation

Volume Inj. :
Signal Phase :
Signal Info :

Sub List : Default - All compounds listed

	Compound	R.T.	Response	Conc	Units
Target Compounds					
1)	methane	1.172	7757599	55.774	ug/L
2)	ethene	4.148	12540561	96.969	ug/L
3)	acetylene	4.868	2547342	89.130	ug/L
4)	ethane	5.033	14679106	103.018	ug/L
5)	propene	7.866	15720300	140.723	ug/L
6)	propane	8.013	19715625	150.000	ug/L
7)	butane	9.813	24347224	198.000	ug/L

(f)=RT Delta > 1/2 Window (m)=manual int.

Quantitation Report (QT Reviewed)

Data Path : O:\Forensics\Data\airlab9\2020\200511DG_I\
Data File : R0932153.d
Signal(s) : FID1A.ch
Acq On : 11 May 2020 4:45 pm
Operator : AIRLAB9:AR
Sample : IDISSGASSTD04
Misc : WG1369720
ALS Vial : 3 Sample Multiplier: 1

Integration File: events.e
Quant Time: May 12 07:02:10 2020
Quant Method : O:\Forensics\Data\airlab9\2020\200511DG_I\DG9_200511.M
Quant Title : Dissolved Gases
QLast Update : Tue May 12 07:01:27 2020
Response via : Initial Calibration
Integrator: ChemStation

Volume Inj. :
Signal Phase :
Signal Info :

Sub List : Default - All compounds listed

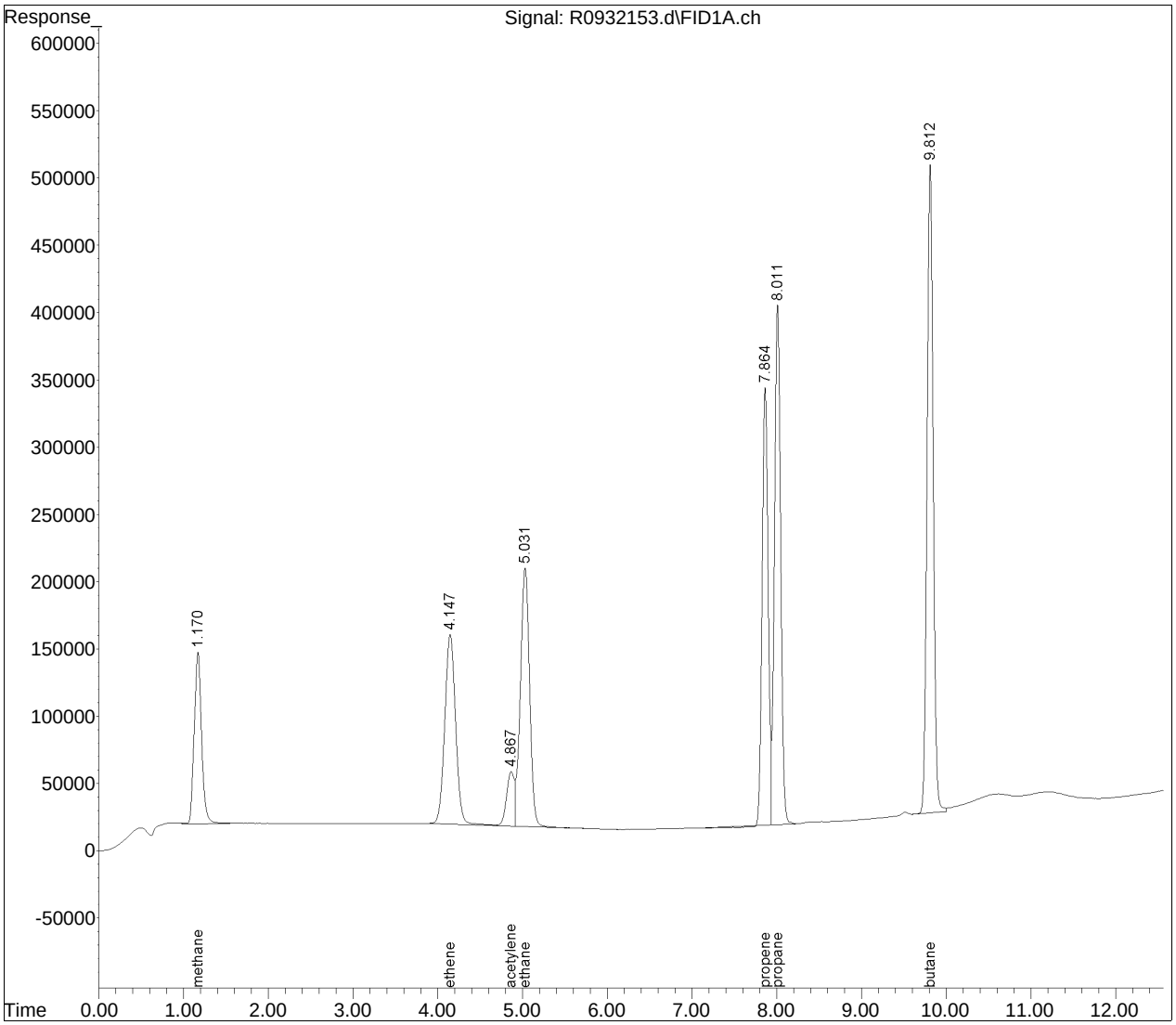

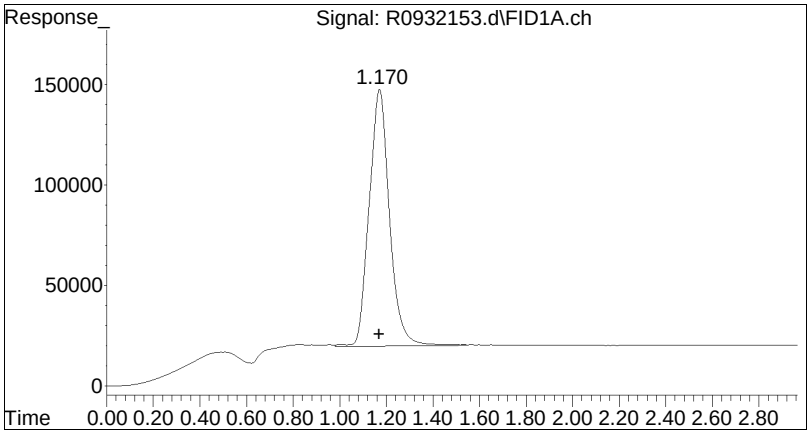

#1 methane

R.T.:	1.172 min
Delta R.T.:	0.002 min
Response:	7757599
Conc:	55.77 ug/L

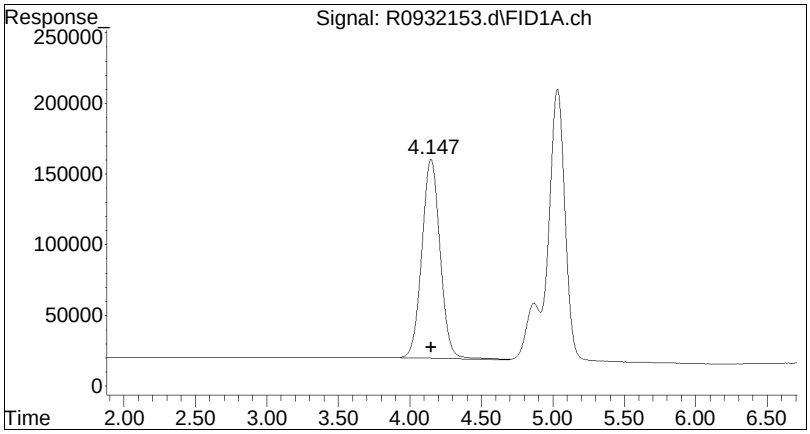

#2 ethene

R.T.:	4.148 min
Delta R.T.:	0.001 min
Response:	12540561
Conc:	96.97 ug/L

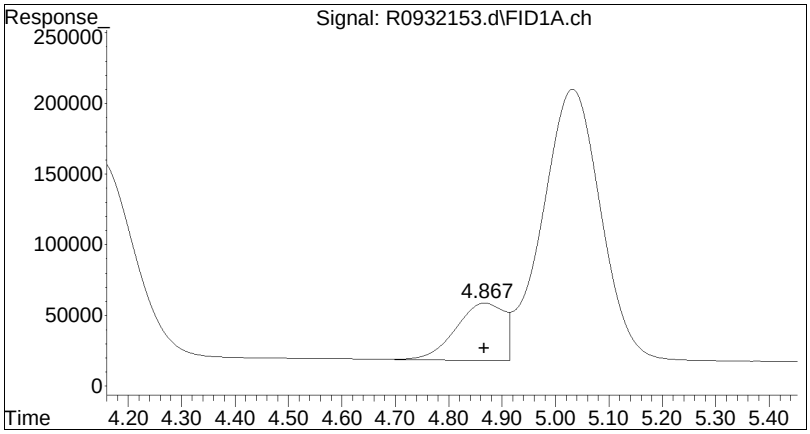

#3 acetylene

R.T.:	4.868 min
Delta R.T.:	0.001 min
Response:	2547342
Conc:	89.13 ug/L

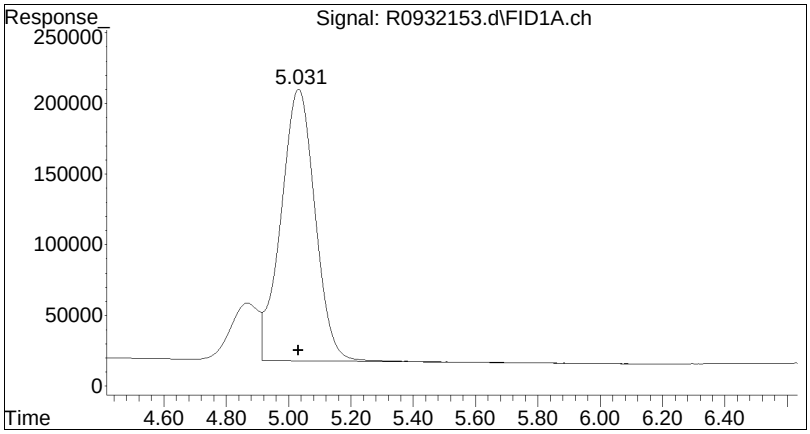

#4 ethane

R.T.: 5.033 min
Delta R.T.: 0.001 min
Response: 14679106
Conc: 103.02 ug/L

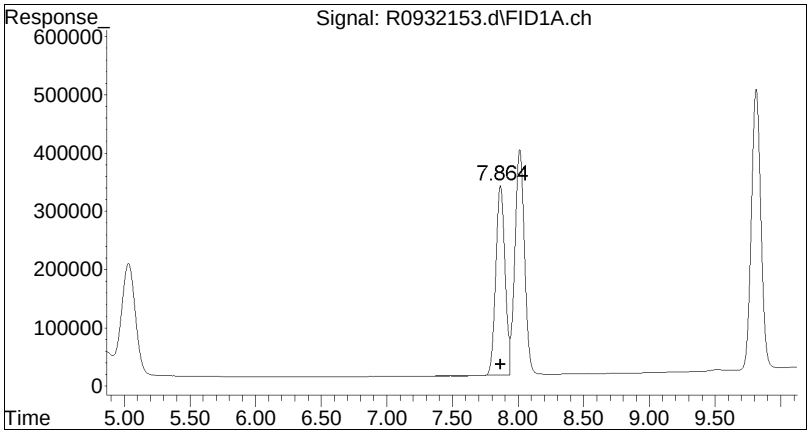

#5 propene

R.T.: 7.866 min
Delta R.T.: 0.002 min
Response: 15720300
Conc: 140.72 ug/L

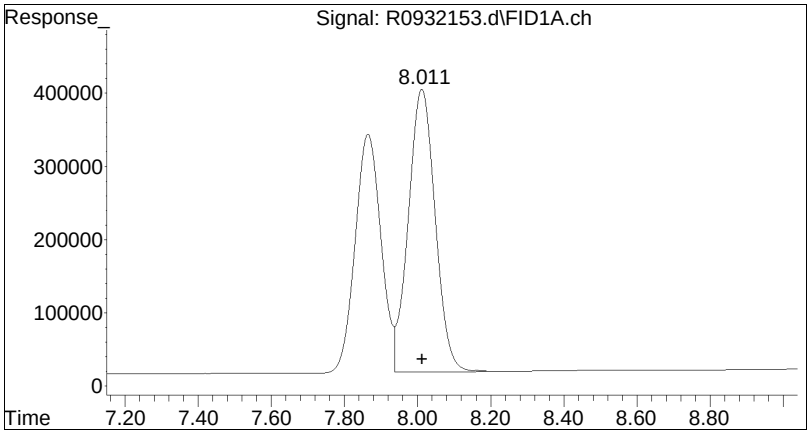

#6 propane

R.T.: 8.013 min
Delta R.T.: 0.000 min
Response: 19715625
Conc: 150.00 ug/L

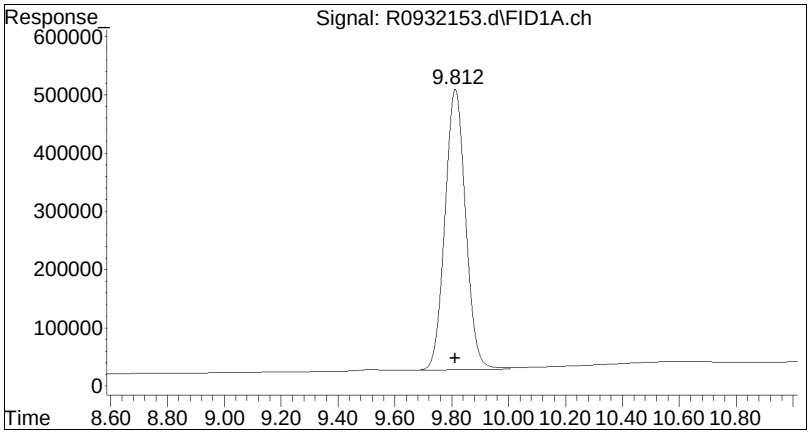

#7 butane

R.T.: 9.813 min
Delta R.T.: 0.000 min
Response: 24347224
Conc: 198.00 ug/L

Manual Integration Report

Data Path	: O:\Forensics\Data\airlab9\	QMethod	: DG9_200511.M
Data File	: R0932153.d	Operator	: AIRLAB9:AR
Date Inj'd	: 5/11/2020 0:4: 5	Instrument	: Airlab9
Sample	: IDISSGASSTD04	Quant Date	: 5/12/2020 7:02 am

There are no manual integrations or false positives in this file.

Quantitation Report (QT Reviewed)

Data Path : O:\Forensics\Data\airlab9\2020\200511DG_I\
Data File : R0932154.d
Signal(s) : FID1A.ch
Acq On : 11 May 2020 5:05 pm
Operator : AIRLAB9:AR
Sample : IDISSGASSTD05
Misc : WG1369720
ALS Vial : 4 Sample Multiplier: 1

Integration File: events.e
Quant Time: May 12 07:08:13 2020
Quant Method : O:\Forensics\Data\airlab9\2020\200511DG_I\DG9_200511.M
Quant Title : Dissolved Gases
QLast Update : Tue May 12 07:01:27 2020
Response via : Initial Calibration
Integrator: ChemStation

Volume Inj. :
Signal Phase :
Signal Info :

Sub List : Default - All compounds listed

	Compound	R.T.	Response	Conc	Units	
Target Compounds						
1)	methane	1.140	55902656	401.920	ug/L	
2)	ethene	4.130	94118346	727.761	ug/L	
3)	acetylene	4.856	18978388	664.044	ug/L	
4)	ethane	5.018	112273154	787.935	ug/L	M4
5)	propene	7.860	128495538	1150.248	ug/L	
6)	propane	8.006	161032025	1225.160	ug/L	
7)	butane	9.809	213519381	1736.413	ug/L	

(f)=RT Delta > 1/2 Window (m)=manual int.

Quantitation Report (QT Reviewed)

Data Path : O:\Forensics\Data\airlab9\2020\200511DG_I\
Data File : R0932154.d
Signal(s) : FID1A.ch
Acq On : 11 May 2020 5:05 pm
Operator : AIRLAB9:AR
Sample : IDISSGASSTD05
Misc : WG1369720
ALS Vial : 4 Sample Multiplier: 1

Integration File: events.e
Quant Time: May 12 07:08:13 2020
Quant Method : O:\Forensics\Data\airlab9\2020\200511DG_I\DG9_200511.M
Quant Title : Dissolved Gases
QLast Update : Tue May 12 07:01:27 2020
Response via : Initial Calibration
Integrator: ChemStation

Volume Inj. :
Signal Phase :
Signal Info :

Sub List : Default - All compounds listed

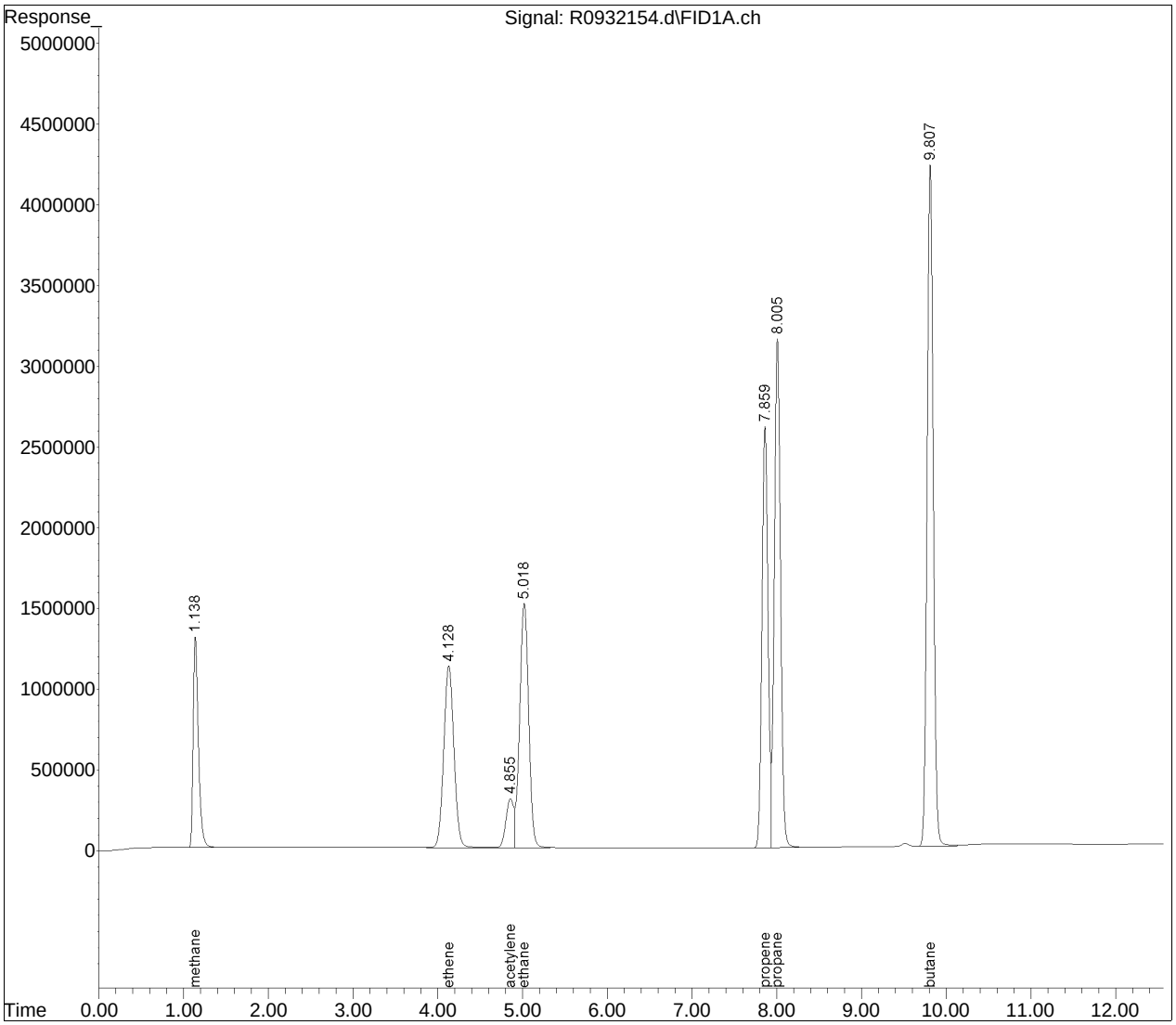

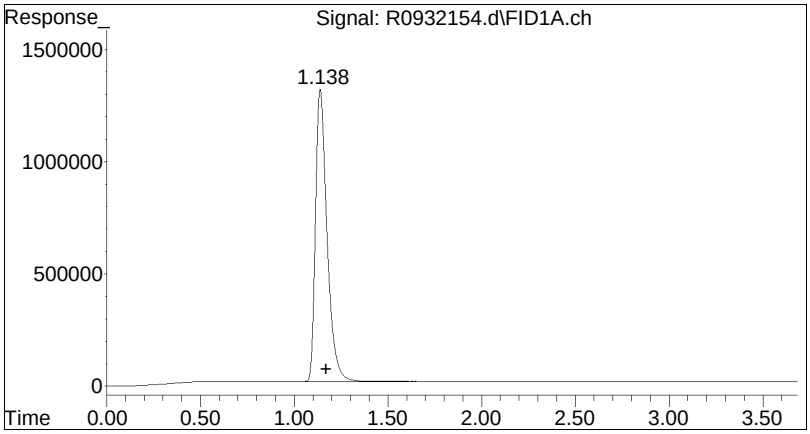

#1 methane

R.T.: 1.140 min
Delta R.T.: -0.030 min
Response: 55902656
Conc: 401.92 ug/L

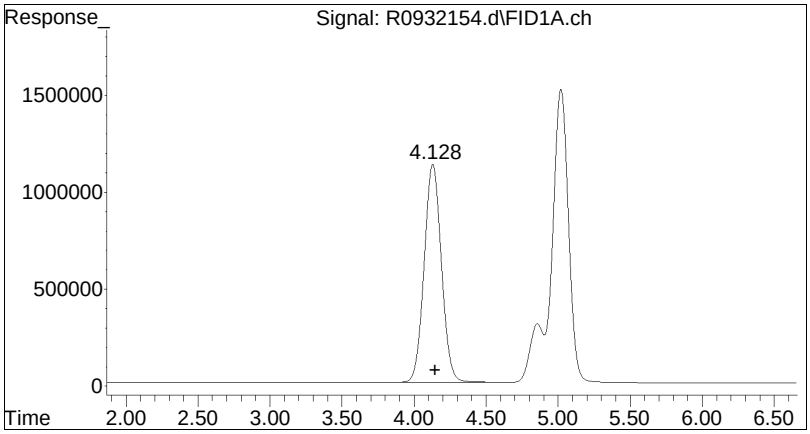

#2 ethene

R.T.: 4.130 min
Delta R.T.: -0.017 min
Response: 94118346
Conc: 727.76 ug/L

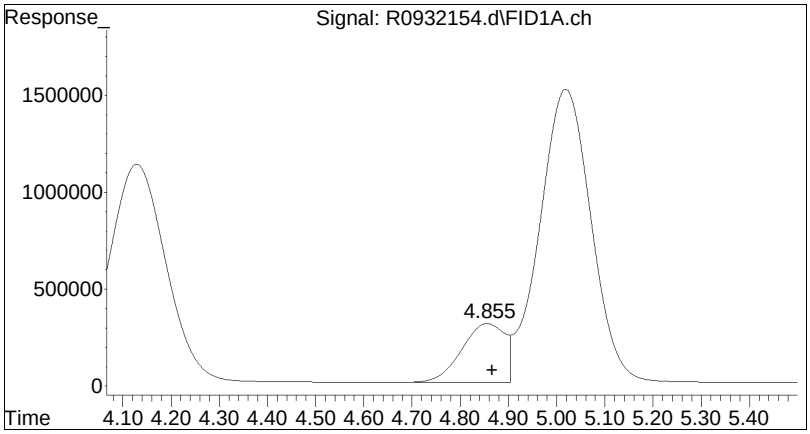

#3 acetylene

R.T.: 4.856 min
Delta R.T.: -0.011 min
Response: 18978388
Conc: 664.04 ug/L

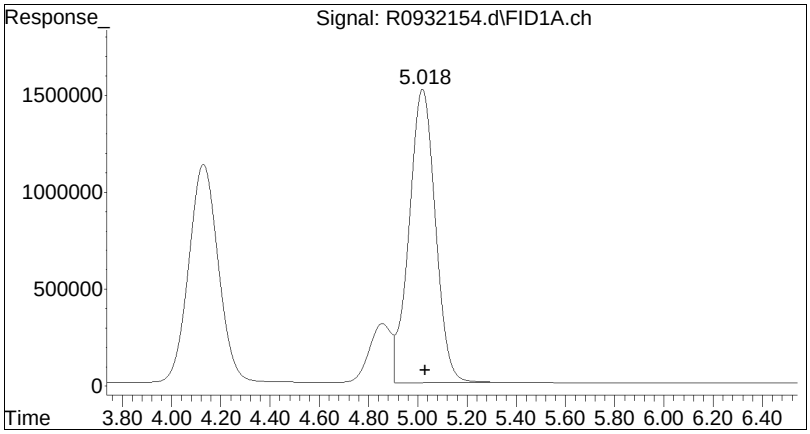

#4 ethane

R.T.: 5.018 min
Delta R.T.: -0.013 min
Response: 112273154
Conc: 787.94 ug/L M4

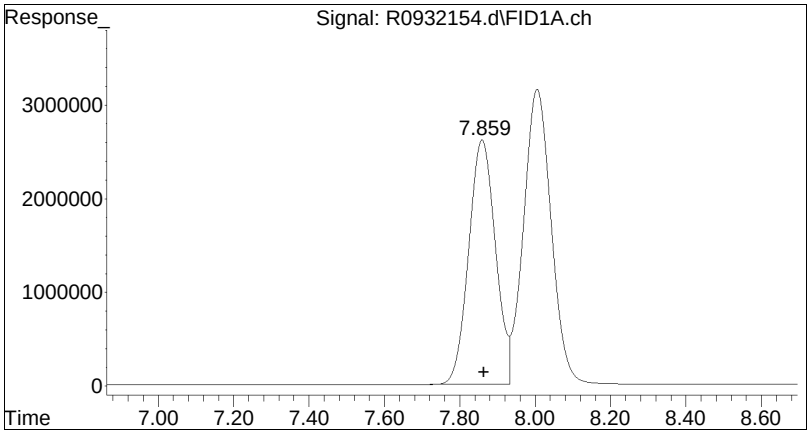

#5 propene

R.T.: 7.860 min
Delta R.T.: -0.004 min
Response: 128495538
Conc: 1150.25 ug/L

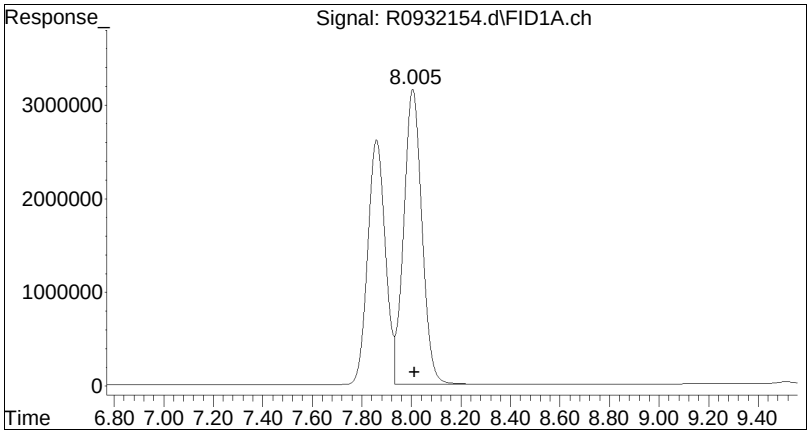

#6 propane

R.T.: 8.006 min
Delta R.T.: -0.006 min
Response: 161032025
Conc: 1225.16 ug/L

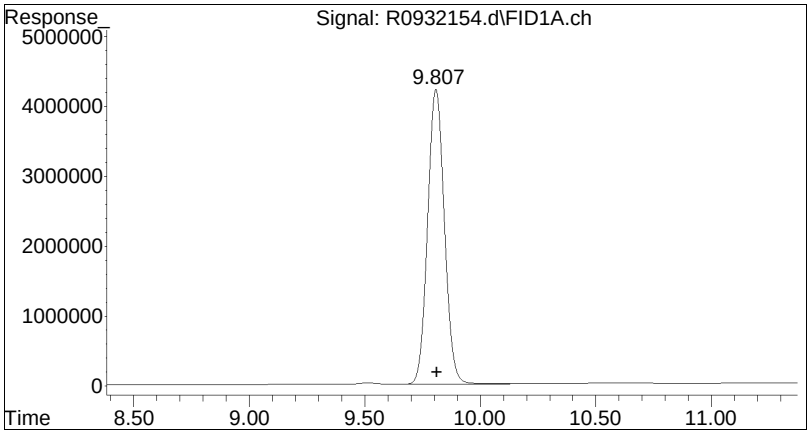

#7 butane

R.T.: 9.809 min
Delta R.T.: -0.005 min
Response: 213519381
Conc: 1736.41 ug/L

Manual Integration Report

Data Path : O:\Forensics\Data\airlab9\QMethod : DG9_200511.M
Data File : R0932154.d Operator : AIRLAB9:AR
Date Inj'd : 5/11/2020 0:5: 5 Instrument : Airlab9
Sample : IDISSGASSTD05 Quant Date : 5/12/2020 7:02 am

Compound #4: ethane

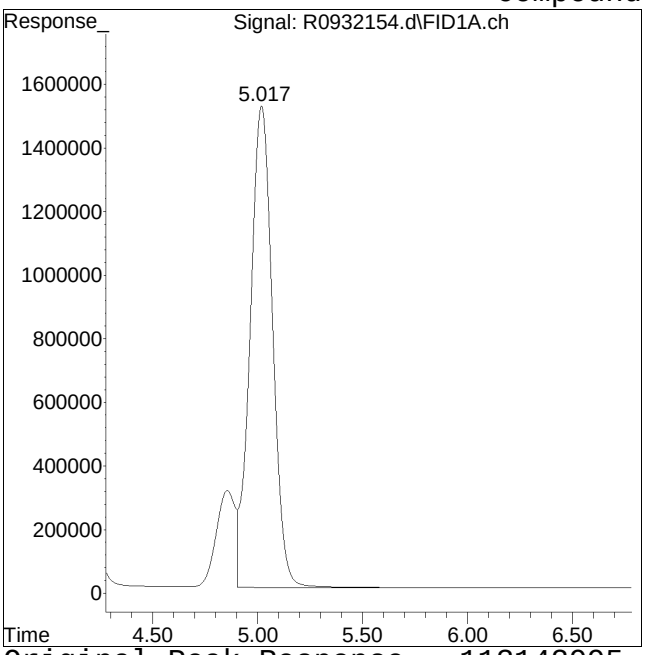

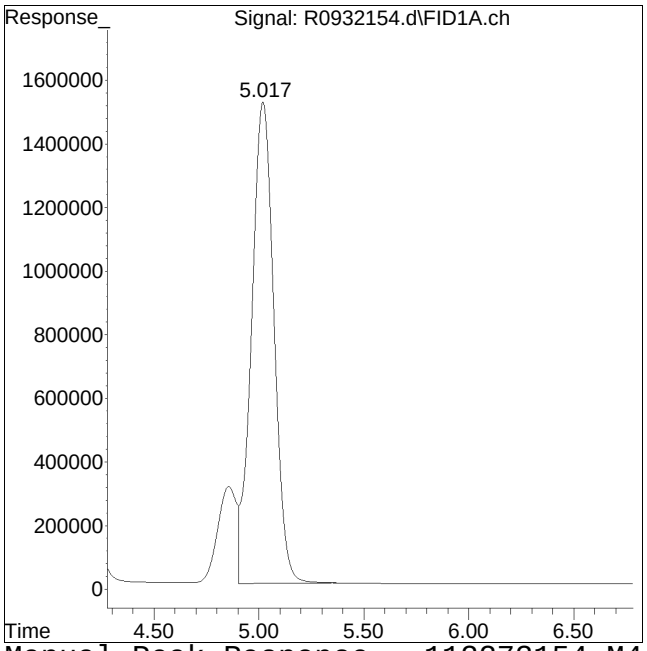

Original Peak Response = 113142995 Manual Peak Response = 112273154 M4
M4 = Poor automated baseline construction.

Quantitation Report (QT Reviewed)

Data Path : O:\Forensics\Data\airlab9\2020\200511DG_I\
Data File : R0932155.d
Signal(s) : FID1A.ch
Acq On : 11 May 2020 5:25 pm
Operator : AIRLAB9:AR
Sample : IDISSGASSTD06
Misc : WG1369720
ALS Vial : 4 Sample Multiplier: 1

Integration File: events.e
Quant Time: May 12 07:09:02 2020
Quant Method : O:\Forensics\Data\airlab9\2020\200511DG_I\DG9_200511.M
Quant Title : Dissolved Gases
QLast Update : Tue May 12 07:01:27 2020
Response via : Initial Calibration
Integrator: ChemStation

Volume Inj. :
Signal Phase :
Signal Info :

Sub List : Default - All compounds listed

	Compound	R.T.	Response	Conc	Units	
Target Compounds						
1)	methane	1.152	147425175	1059.935	ug/L	
2)	ethene	4.134	244234564	1888.521	ug/L	M4
3)	acetylene	4.858	53565952	1874.244	ug/L	
4)	ethane	5.020	288247321	2022.925	ug/L	M4
5)	propene	7.857	331409617	2966.667	ug/L	
6)	propane	8.003	413051233	3142.568	ug/L	
7)	butane	9.802	542433567	4411.256	ug/L	

(f)=RT Delta > 1/2 Window (m)=manual int.

Quantitation Report (QT Reviewed)

Data Path : O:\Forensics\Data\airlab9\2020\200511DG_I\
Data File : R0932155.d
Signal(s) : FID1A.ch
Acq On : 11 May 2020 5:25 pm
Operator : AIRLAB9:AR
Sample : IDISSGASSTD06
Misc : WG1369720
ALS Vial : 4 Sample Multiplier: 1

Integration File: events.e
Quant Time: May 12 07:09:02 2020
Quant Method : O:\Forensics\Data\airlab9\2020\200511DG_I\DG9_200511.M
Quant Title : Dissolved Gases
QLast Update : Tue May 12 07:01:27 2020
Response via : Initial Calibration
Integrator: ChemStation

Volume Inj. :
Signal Phase :
Signal Info :

Sub List : Default - All compounds listed

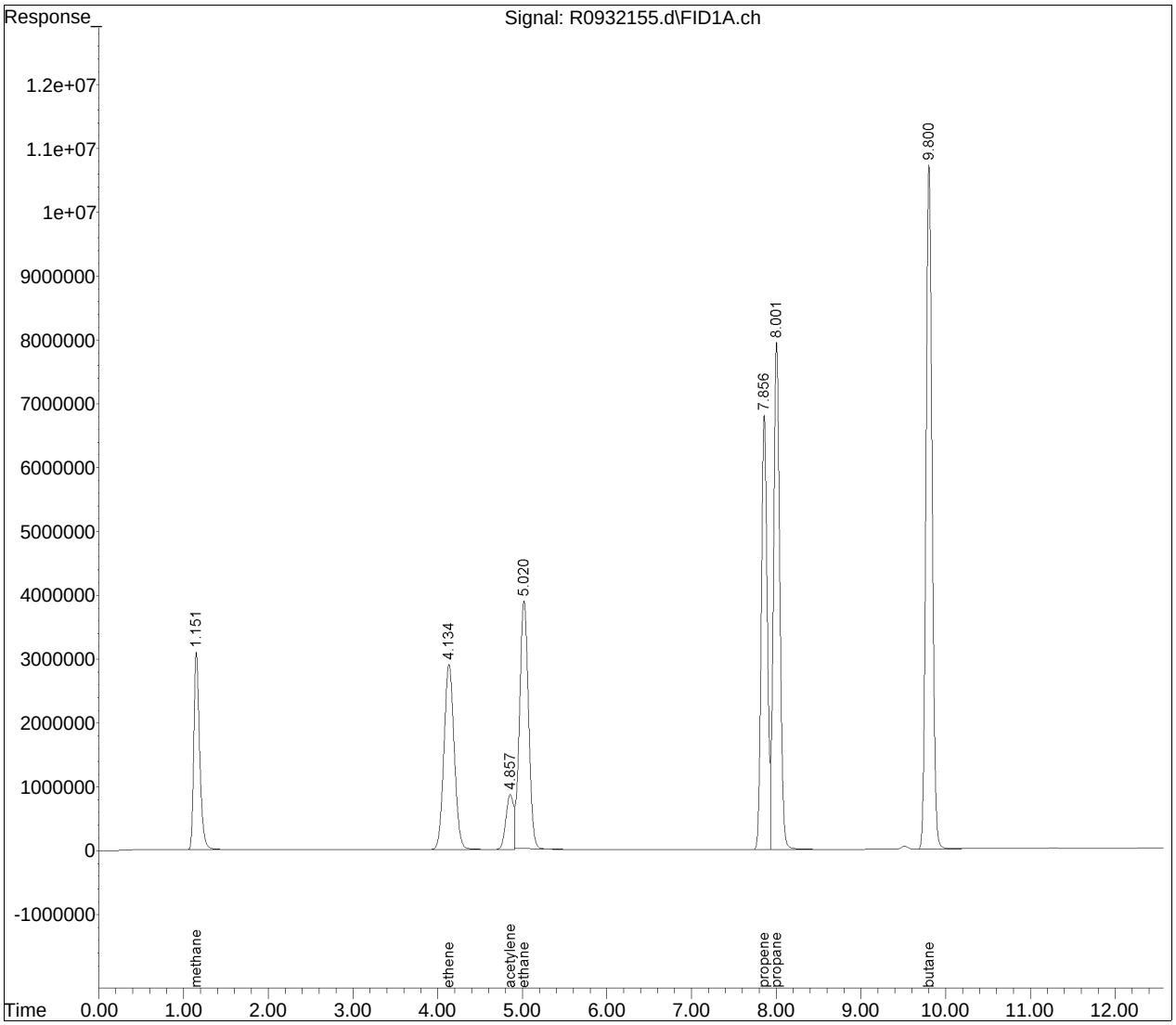

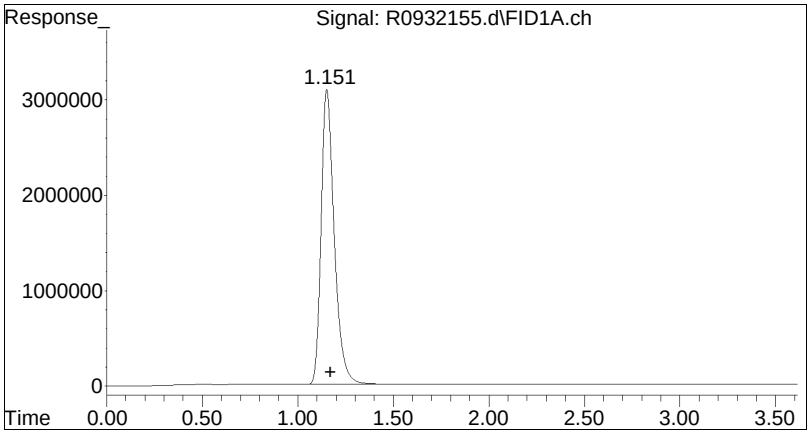

#1 methane

R.T.: 1.152 min
Delta R.T.: -0.018 min
Response: 147425175
Conc: 1059.93 ug/L

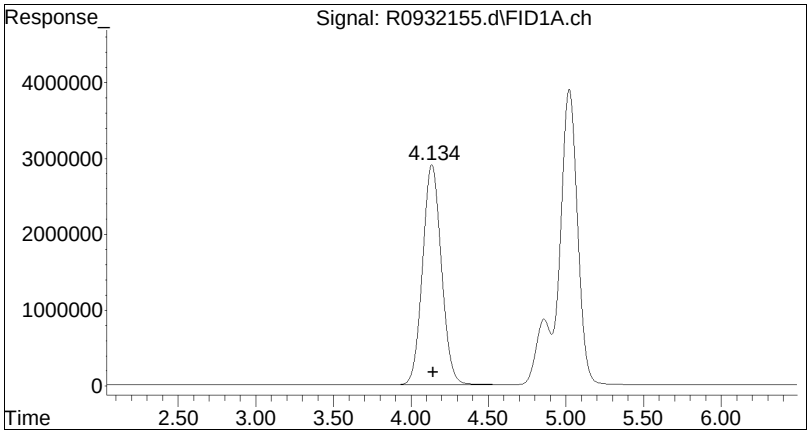

#2 ethene

R.T.: 4.134 min
Delta R.T.: -0.013 min
Response: 244234564
Conc: 1888.52 ug/L M4

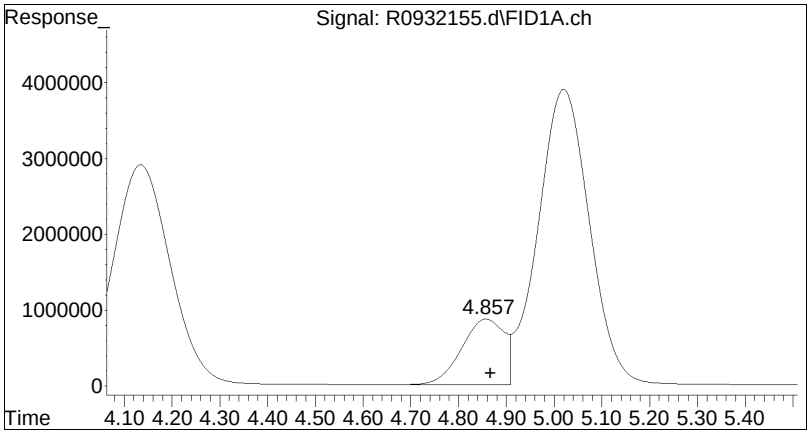

#3 acetylene

R.T.: 4.858 min
Delta R.T.: -0.009 min
Response: 53565952
Conc: 1874.24 ug/L

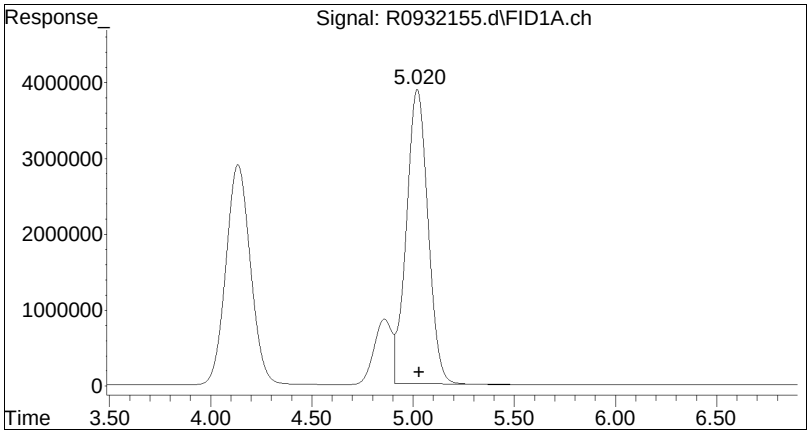

#4 ethane

R.T.: 5.020 min
Delta R.T.: -0.012 min
Response: 288247321
Conc: 2022.93 ug/L M4

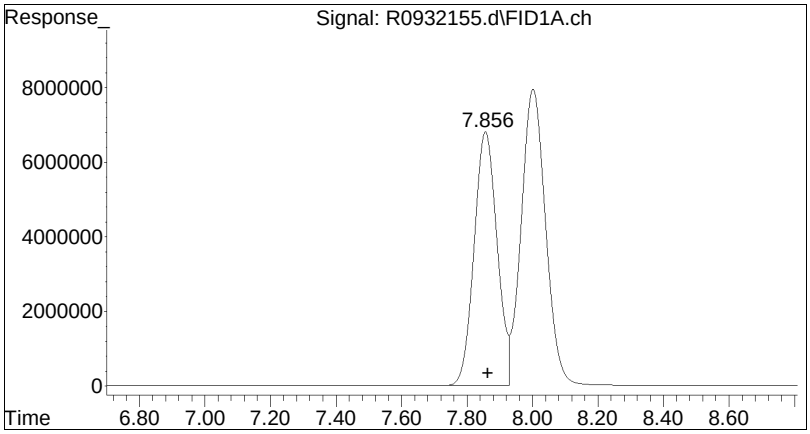

#5 propene

R.T.: 7.857 min
Delta R.T.: -0.007 min
Response: 331409617
Conc: 2966.67 ug/L

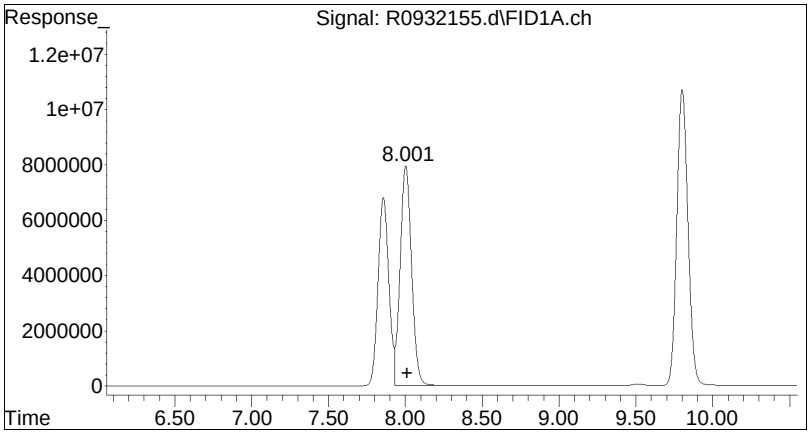

#6 propane

R.T.: 8.003 min
Delta R.T.: -0.010 min
Response: 413051233
Conc: 3142.57 ug/L

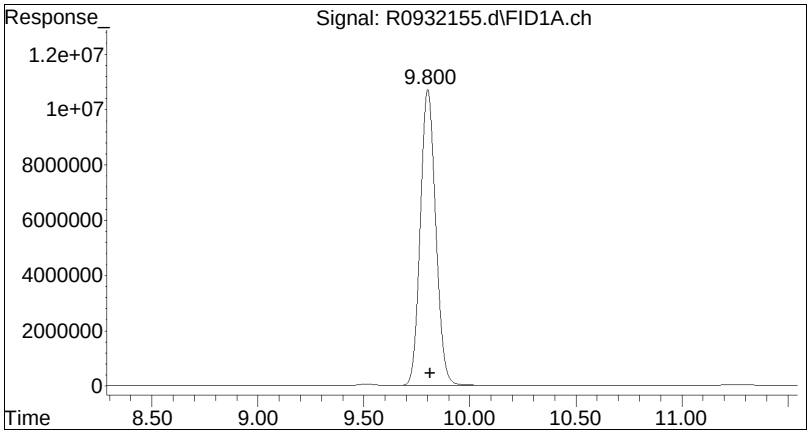

#7 butane

R.T.: 9.802 min
Delta R.T.: -0.011 min
Response: 542433567
Conc: 4411.26 ug/L

Manual Integration Report

Data Path : O:\Forensics\Data\airlab9\QMethod : DG9_200511.M
Data File : R0932155.d Operator : AIRLAB9:AR
Date Inj'd : 5/11/2020 0:5: 5 Instrument : Airlab9
Sample : IDISSGASSTD06 Quant Date : 5/12/2020 7:02 am

Compound #2: ethene

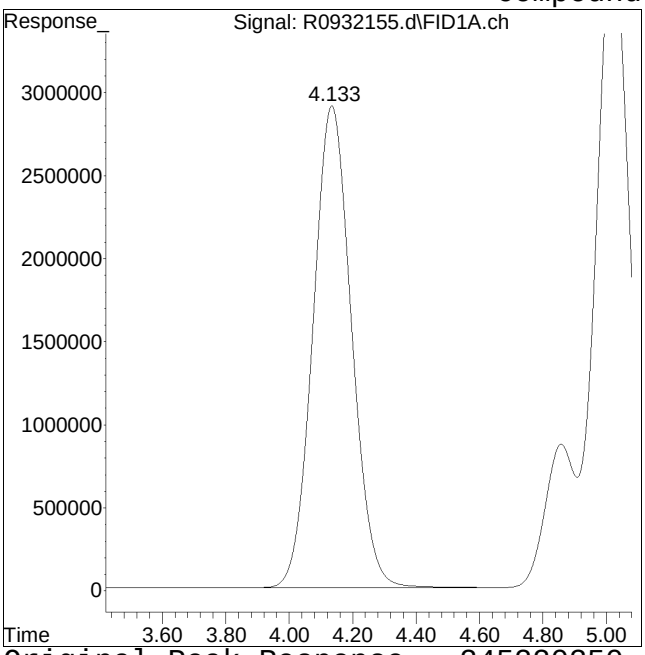

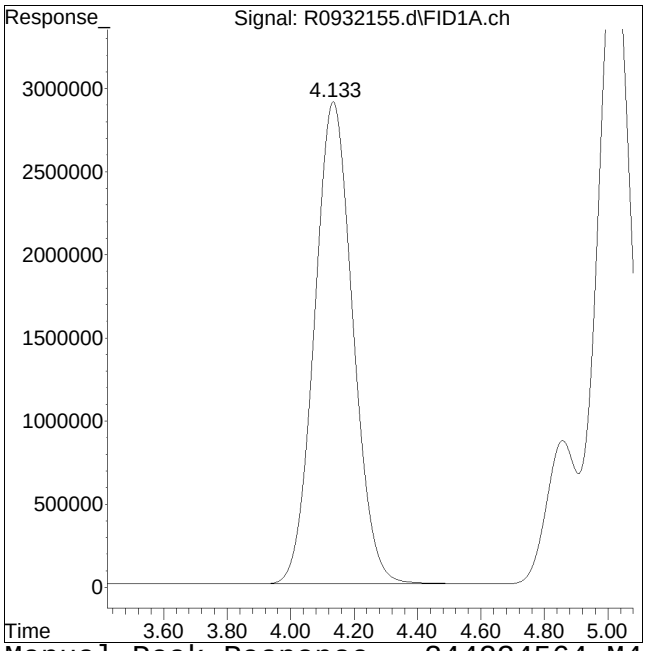

Original Peak Response = 245220350 Manual Peak Response = 244234564 M4
M4 = Poor automated baseline construction.

Manual Integration Report

Data Path : O:\Forensics\Data\airlab9\QMethod : DG9_200511.M
Data File : R0932155.d Operator : AIRLAB9:AR
Date Inj'd : 5/11/2020 0:5: 5 Instrument : Airlab9
Sample : IDISSGASSTD06 Quant Date : 5/12/2020 7:02 am

Compound #4: ethane

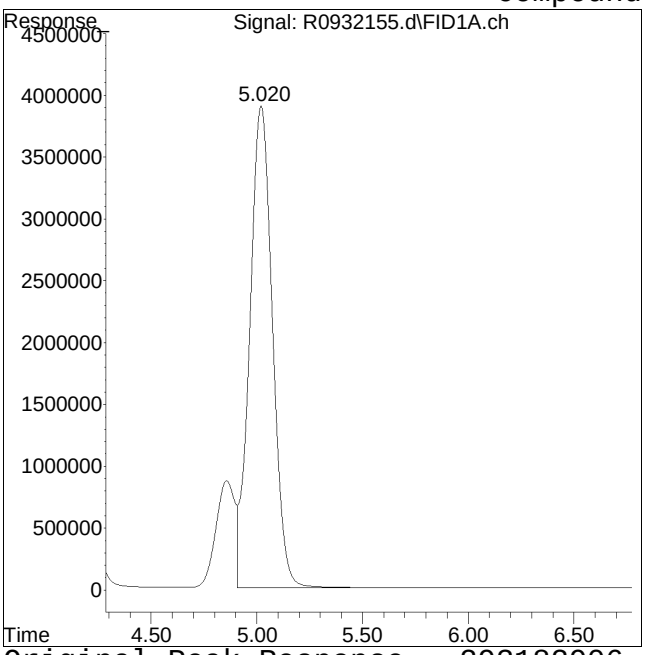

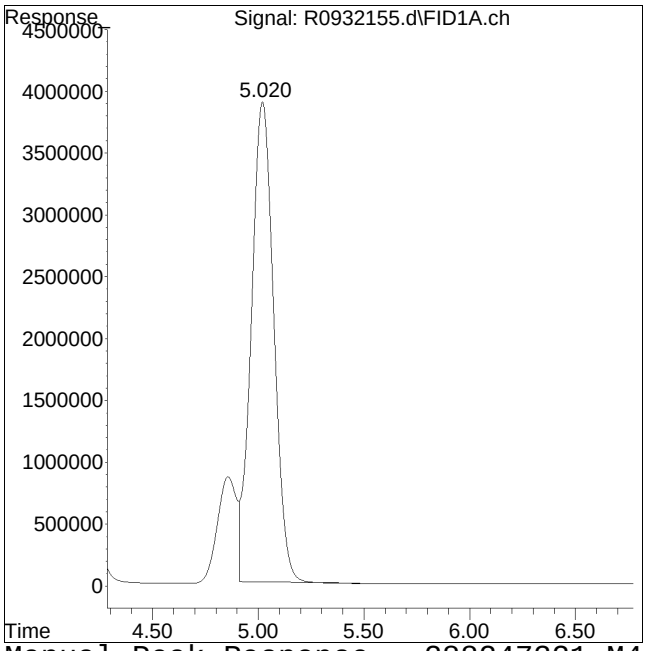

Original Peak Response = 293182906 Manual Peak Response = 288247321 M4
M4 = Poor automated baseline construction.

Quantitation Report (QT Reviewed)

Data Path : O:\Forensics\Data\airlab9\2020\200511DG_I\
Data File : R0932156.d
Signal(s) : FID1A.ch
Acq On : 11 May 2020 5:44 pm
Operator : AIRLAB9:AR
Sample : IDISSGASSTD07
Misc : WG1369720
ALS Vial : 4 Sample Multiplier: 1

Integration File: events.e
Quant Time: May 12 07:10:30 2020
Quant Method : O:\Forensics\Data\airlab9\2020\200511DG_I\DG9_200511.M
Quant Title : Dissolved Gases
QLast Update : Tue May 12 07:01:27 2020
Response via : Initial Calibration
Integrator: ChemStation

Volume Inj. :
Signal Phase :
Signal Info :

Sub List : Default - All compounds listed

	Compound	R.T.	Response	Conc	Units	
Target Compounds						
1)	methane	1.169	339117932	2438.138	ug/L	
2)	ethene	4.132	561809865	4344.142	ug/L	M4
3)	acetylene	4.855	142335258	4980.234	ug/L	
4)	ethane	5.014	665202592	4668.405	ug/L	M4
5)	propene	7.846	746622895	6683.515	ug/L	
6)	propane	7.990	916853641	6975.587	ug/L	M4
7)	butane	9.790	1170617248	9519.862	ug/L	

(f)=RT Delta > 1/2 Window (m)=manual int.

Quantitation Report (QT Reviewed)

Data Path : O:\Forensics\Data\airlab9\2020\200511DG_I\
Data File : R0932156.d
Signal(s) : FID1A.ch
Acq On : 11 May 2020 5:44 pm
Operator : AIRLAB9:AR
Sample : IDISSGASSTD07
Misc : WG1369720
ALS Vial : 4 Sample Multiplier: 1

Integration File: events.e
Quant Time: May 12 07:10:30 2020
Quant Method : O:\Forensics\Data\airlab9\2020\200511DG_I\DG9_200511.M
Quant Title : Dissolved Gases
QLast Update : Tue May 12 07:01:27 2020
Response via : Initial Calibration
Integrator: ChemStation

Volume Inj. :
Signal Phase :
Signal Info :

Sub List : Default - All compounds listed

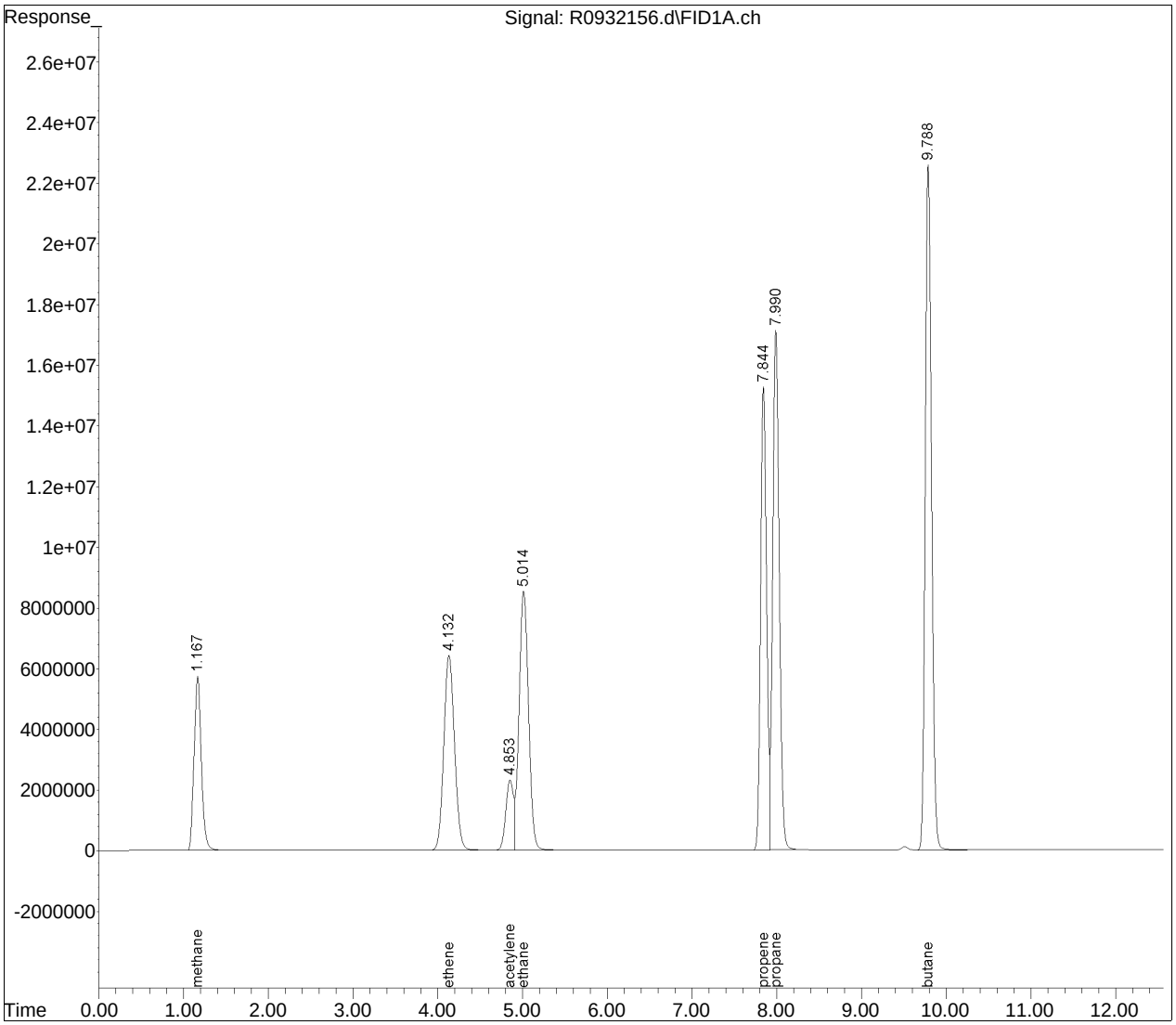

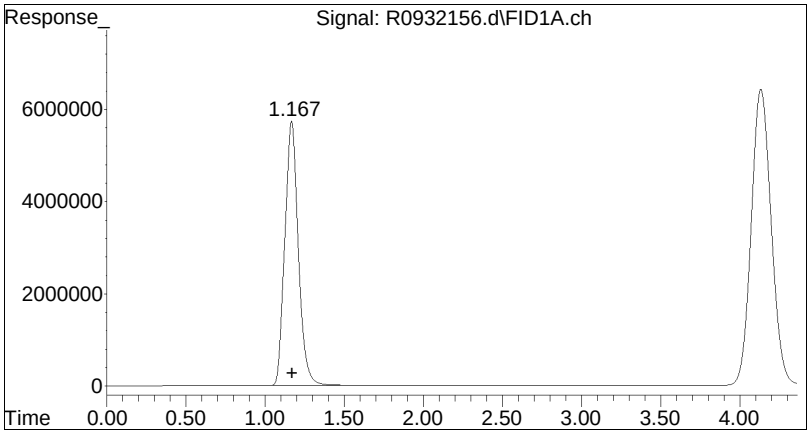

#1 methane

R.T.: 1.169 min
Delta R.T.: -0.001 min
Response: 339117932
Conc: 2438.14 ug/L

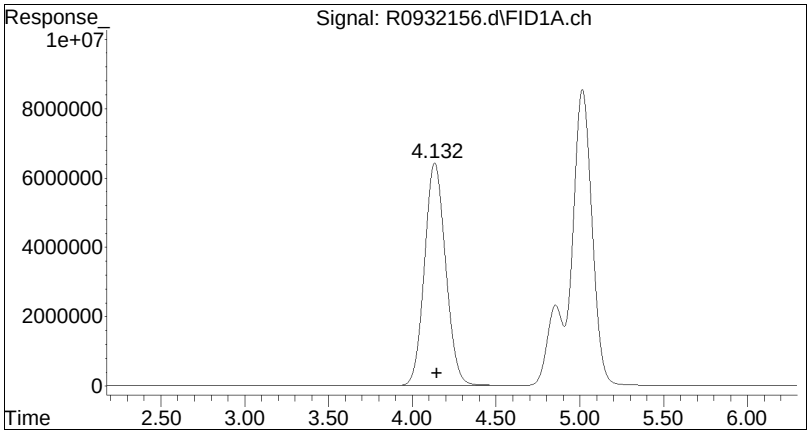

#2 ethene

R.T.: 4.132 min
Delta R.T.: -0.014 min
Response: 561809865
Conc: 4344.14 ug/L M4

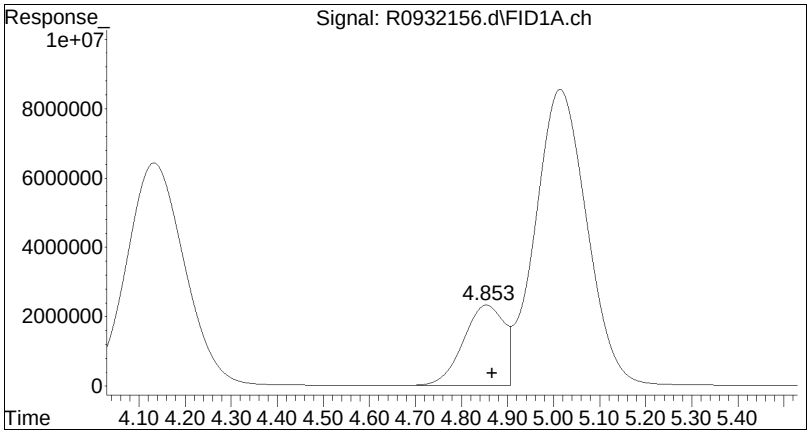

#3 acetylene

R.T.: 4.855 min
Delta R.T.: -0.012 min
Response: 142335258
Conc: 4980.23 ug/L

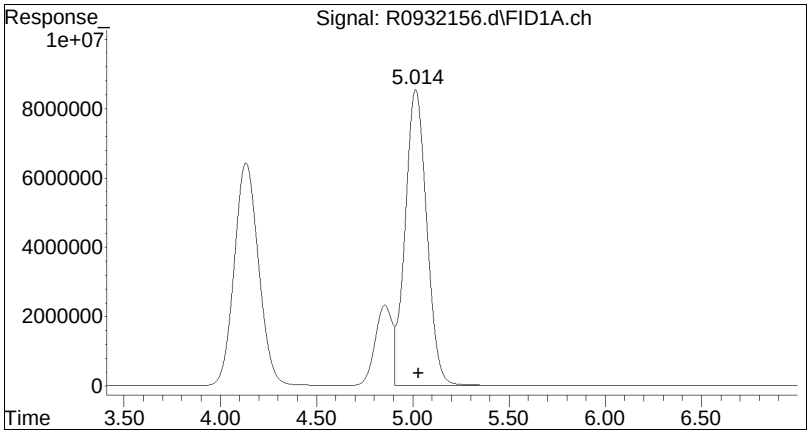

#4 ethane

R.T.: 5.014 min
Delta R.T.: -0.018 min
Response: 665202592
Conc: 4668.40 ug/L M4

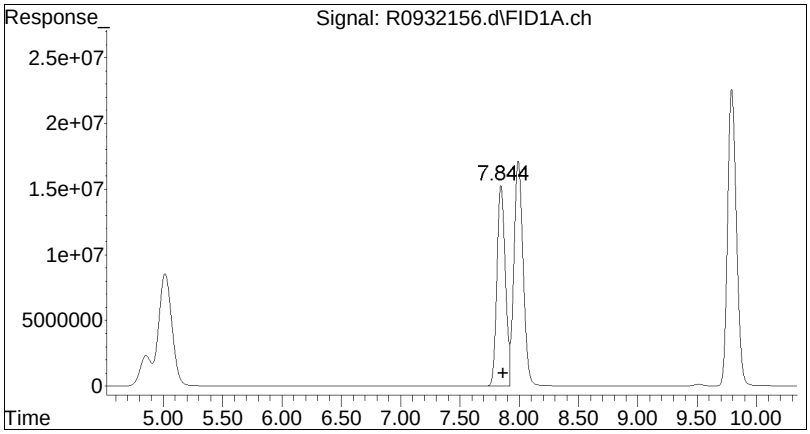

#5 propene

R.T.: 7.846 min
Delta R.T.: -0.018 min
Response: 746622895
Conc: 6683.52 ug/L

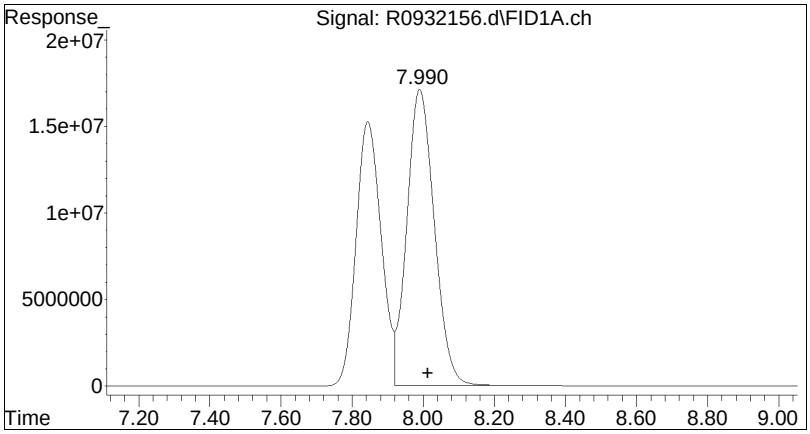

#6 propane

R.T.: 7.990 min
Delta R.T.: -0.023 min
Response: 916853641
Conc: 6975.59 ug/L M4

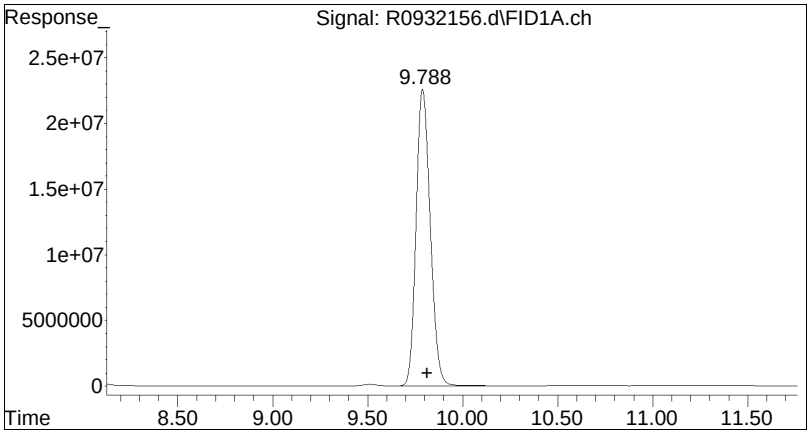

#7 butane

R.T.: 9.790 min
Delta R.T.: -0.023 min
Response: 1170617248
Conc: 9519.86 ug/L

Manual Integration Report

Data Path : O:\Forensics\Data\airlab9\QMethod : DG9_200511.M
Data File : R0932156.d Operator : AIRLAB9:AR
Date Inj'd : 5/11/2020 0:5: 4 Instrument : Airlab9
Sample : IDISSGASSTD07 Quant Date : 5/12/2020 7:02 am

Compound #2: ethene

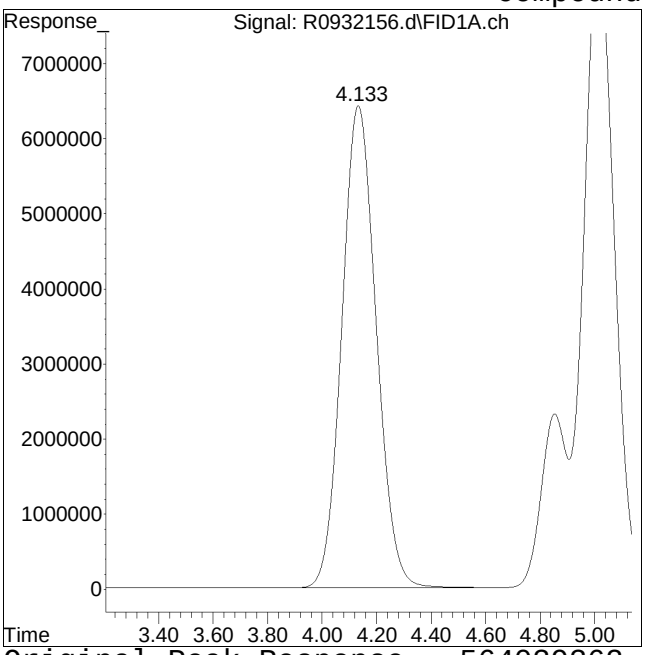

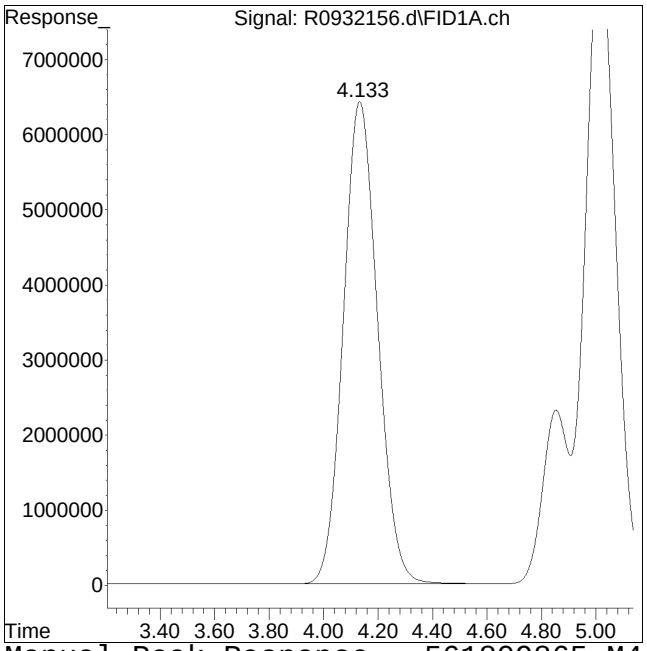

Original Peak Response = 564039362 Manual Peak Response = 561809865 M4
M4 = Poor automated baseline construction.

Manual Integration Report

Data Path : O:\Forensics\Data\airlab9\QMethod : DG9_200511.M
Data File : R0932156.d Operator : AIRLAB9:AR
Date Inj'd : 5/11/2020 0:5: 4 Instrument : Airlab9
Sample : IDISSGASSTD07 Quant Date : 5/12/2020 7:02 am

Compound #4: ethane

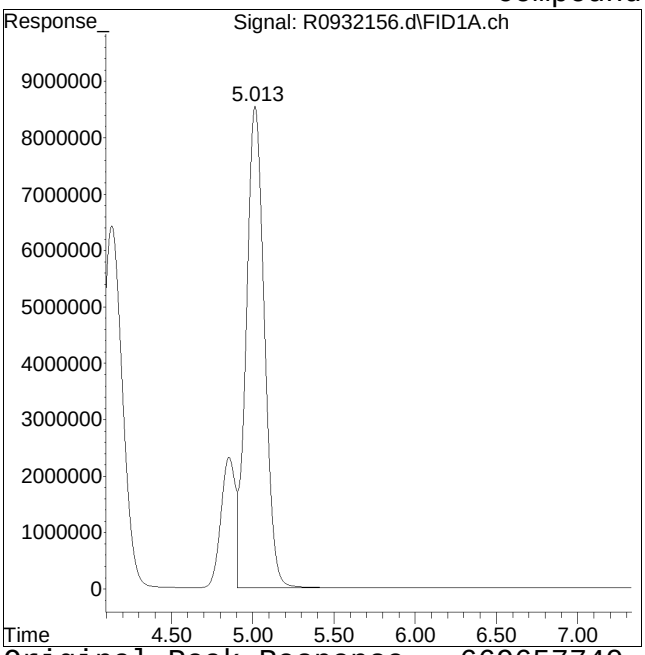

Original Peak Response = 669657740

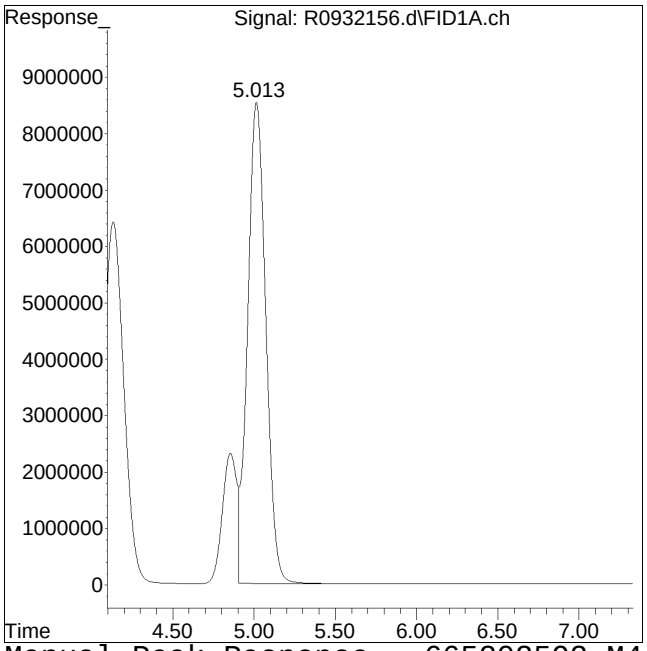

Manual Peak Response = 665202592 M4

M4 = Poor automated baseline construction.

Manual Integration Report

Data Path : O:\Forensics\Data\airlab9\QMethod : DG9_200511.M
Data File : R0932156.d Operator : AIRLAB9:AR
Date Inj'd : 5/11/2020 0:5: 4 Instrument : Airlab9
Sample : IDISSGASSTD07 Quant Date : 5/12/2020 7:02 am

Compound #6: propane

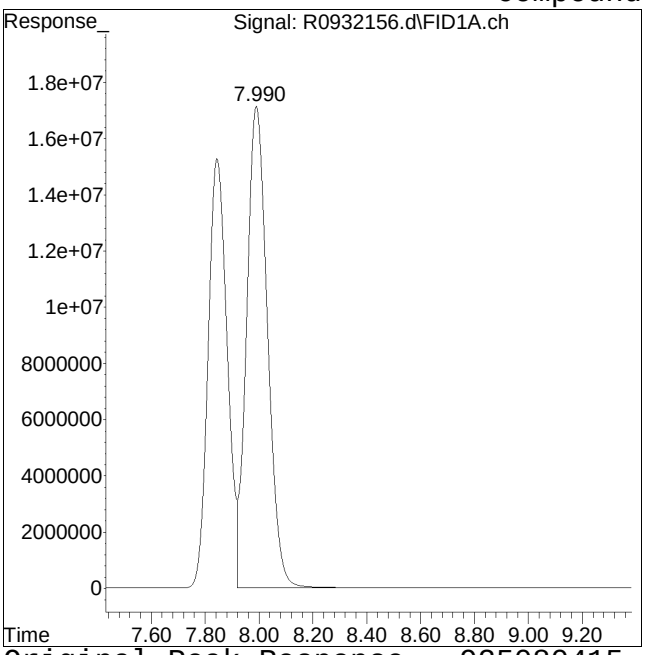

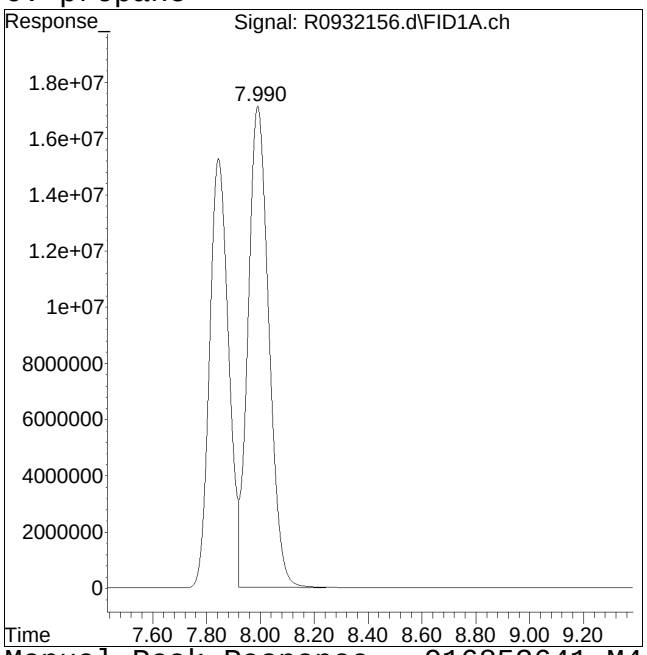

Original Peak Response = 925080415 Manual Peak Response = 916853641 M4
M4 = Poor automated baseline construction.

Quantitation Report (QT Reviewed)

Data Path : O:\Forensics\Data\airlab9\2020\200511DG_I\
Data File : R0932157.d
Signal(s) : FID1A.ch
Acq On : 11 May 2020 6:04 pm
Operator : AIRLAB9:AR
Sample : IDISSGASSTD08
Misc : WG1369720
ALS Vial : 5 Sample Multiplier: 1

Integration File: events.e
Quant Time: May 12 07:11:41 2020
Quant Method : O:\Forensics\Data\airlab9\2020\200511DG_I\DG9_200511.M
Quant Title : Dissolved Gases
QLast Update : Tue May 12 07:01:27 2020
Response via : Initial Calibration
Integrator: ChemStation

Volume Inj. :
Signal Phase :
Signal Info :

Sub List : methane_only - All compounds listed

Compound	R.T.	Response	Conc Units
Target Compounds			
1) methane	1.155	3054682180	21962.081 ug/L

(f)=RT Delta > 1/2 Window (m)=manual int.

Quantitation Report (QT Reviewed)

Data Path : O:\Forensics\Data\airlab9\2020\200511DG_I\
Data File : R0932157.d
Signal(s) : FID1A.ch
Acq On : 11 May 2020 6:04 pm
Operator : AIRLAB9:AR
Sample : IDISSGASSTD08
Misc : WG1369720
ALS Vial : 5 Sample Multiplier: 1

Integration File: events.e
Quant Time: May 12 07:11:41 2020
Quant Method : O:\Forensics\Data\airlab9\2020\200511DG_I\DG9_200511.M
Quant Title : Dissolved Gases
QLast Update : Tue May 12 07:01:27 2020
Response via : Initial Calibration
Integrator: ChemStation

Volume Inj. :
Signal Phase :
Signal Info :

Sub List : methane_only - All compounds listed

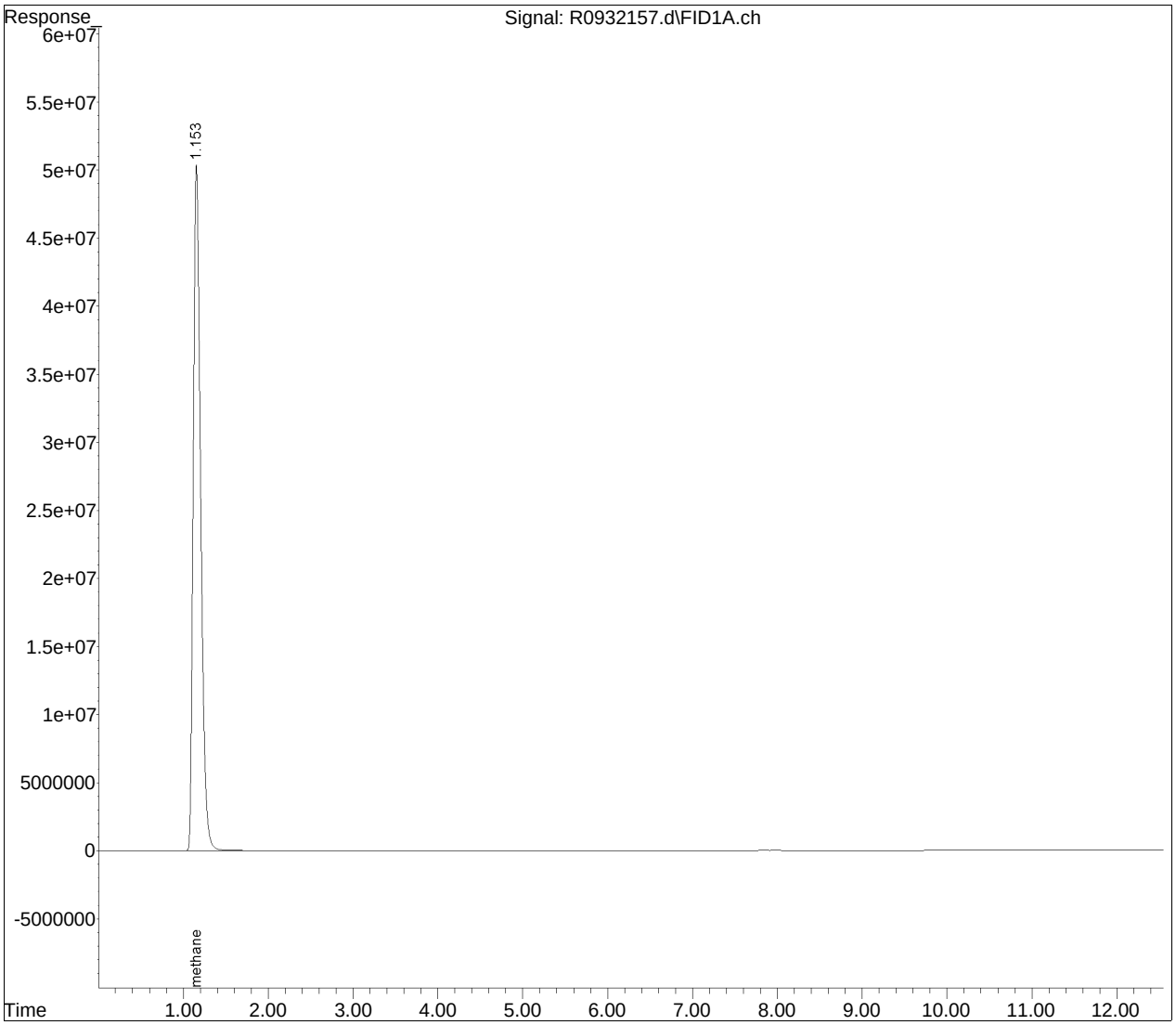

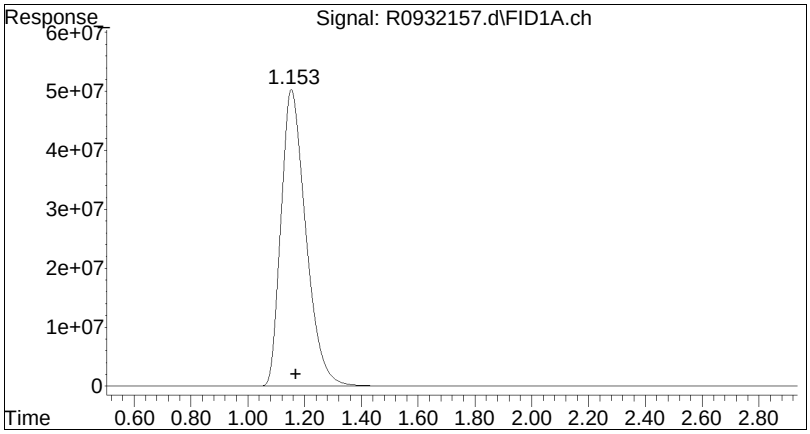

#1 methane

R.T.: 1.155 min
Delta R.T.: -0.015 min
Response: 3054682180
Conc: 21962.08 ug/L

Manual Integration Report

Data Path	: O:\Forensics\Data\airlab9\	QMethod	: DG9_200511.M
Data File	: R0932157.d	Operator	: AIRLAB9:AR
Date Inj'd	: 5/11/2020 0:6: 4	Instrument	: Airlab9
Sample	: IDISSGASSTD08	Quant Date	: 5/12/2020 7:02 am

There are no manual integrations or false positives in this file.

Evaluate Continuing Calibration Report

Data Path : O:\Forensics\Data\airlab9\2020\200511DG_I\
Data File : R0932159.d
Signal(s) : FID1A.ch
Acq On : 11 May 2020 6:38 pm
Operator : AIRLAB9:AR
Sample : CDISSGASTD04
Misc : WG1369720
ALS Vial : 7 Sample Multiplier: 1

Integration File: events.e
Quant Time: May 12 07:15:18 2020
Quant Method : O:\Forensics\Data\airlab9\2020\200511DG_I\DG9_200511.M
Quant Title : Dissolved Gases
QLast Update : Tue May 12 07:13:18 2020
Response via : Initial Calibration
Integrator: ChemStation

Volume Inj. :
Signal Phase :
Signal Info :

Min. RRF : 0.000 Min. Rel. Area : 80% Max. R.T. Dev 0.50min
Max. RRF Dev : 20% Max. Rel. Area : 120%

	Compound	AvgRF	CCRF	%Dev	Area%	Dev(Min)
1	methane	* 54.600	56.625	-3.7	102	0.00
2	ethene	* 95.500	91.078	4.6	104	0.00
3	acetylene	* 88.700	90.556	-2.1	106	0.00
4	ethane	*102.000	100.449	1.5	108	0.00
5	propene	*143.000	141.616	1.0	114	0.00
6	propane	*150.000	152.280	-1.5	115	0.00
7	butane	*198.000	192.957	2.5	115	0.00

Evaluate Continuing Calibration Report - Not Founds

* Evaluation of CC level amount vs concentration.
(#) = Out of Range SPCC's out = 0 CCC's out = 0

Quantitation Report (QT Reviewed)

Data Path : O:\Forensics\Data\airlab9\2020\200511DG_I\
Data File : R0932159.d
Signal(s) : FID1A.ch
Acq On : 11 May 2020 6:38 pm
Operator : AIRLAB9:AR
Sample : CDISSGASTD04
Misc : WG1369720
ALS Vial : 7 Sample Multiplier: 1

Integration File: events.e
Quant Time: May 12 07:15:18 2020
Quant Method : O:\Forensics\Data\airlab9\2020\200511DG_I\DG9_200511.M
Quant Title : Dissolved Gases
QLast Update : Tue May 12 07:13:18 2020
Response via : Initial Calibration
Integrator: ChemStation

Volume Inj. :
Signal Phase :
Signal Info :

Sub List : Default - All compounds listed

	Compound	R.T.	Response	Conc	Units	
Target Compounds						
1)	methane	1.171	7923957	56.625	ug/L	M4
2)	ethene	4.148	12983783	91.078	ug/L	M4
3)	acetylene	4.868	2692330	90.556	ug/L	M4
4)	ethane	5.034	15811807	100.449	ug/L	
5)	propene	7.866	17963803	141.616	ug/L	
6)	propane	8.012	22708071	152.280	ug/L	
7)	butane	9.811	28044598	192.957	ug/L	M4

(f)=RT Delta > 1/2 Window (m)=manual int.

Quantitation Report (QT Reviewed)

Data Path : O:\Forensics\Data\airlab9\2020\200511DG_I\
Data File : R0932159.d
Signal(s) : FID1A.ch
Acq On : 11 May 2020 6:38 pm
Operator : AIRLAB9:AR
Sample : CDISSGASTD04
Misc : WG1369720
ALS Vial : 7 Sample Multiplier: 1

Integration File: events.e
Quant Time: May 12 07:15:18 2020
Quant Method : O:\Forensics\Data\airlab9\2020\200511DG_I\DG9_200511.M
Quant Title : Dissolved Gases
QLast Update : Tue May 12 07:13:18 2020
Response via : Initial Calibration
Integrator: ChemStation

Volume Inj. :
Signal Phase :
Signal Info :

Sub List : Default - All compounds listed

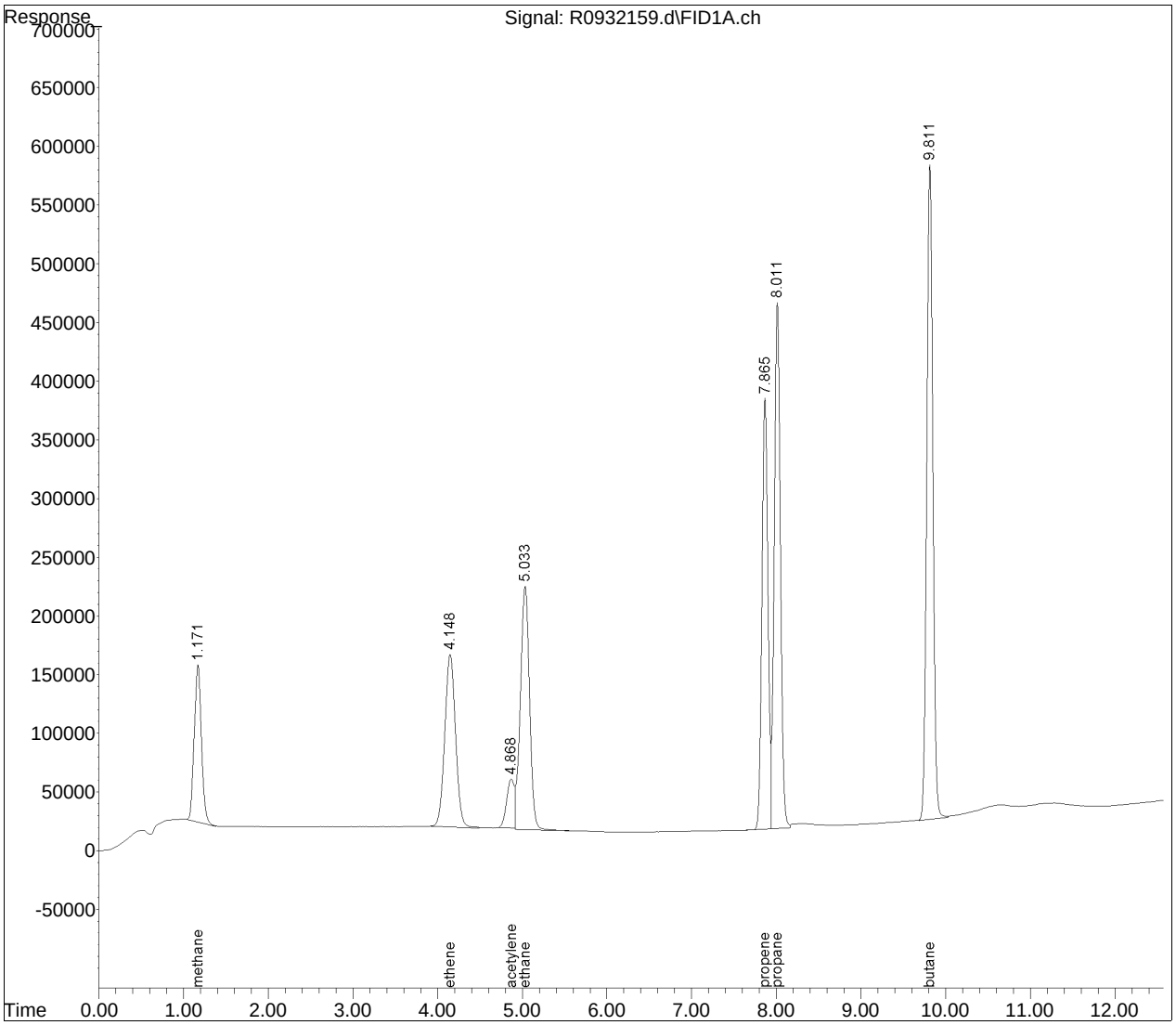

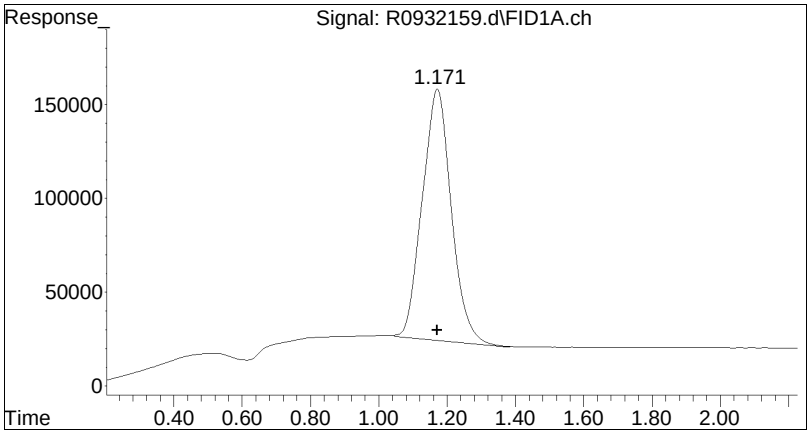

#1 methane

R.T.:	1.171 min
Delta R.T.:	0.000 min
Response:	7923957
Conc:	56.62 ug/L M4

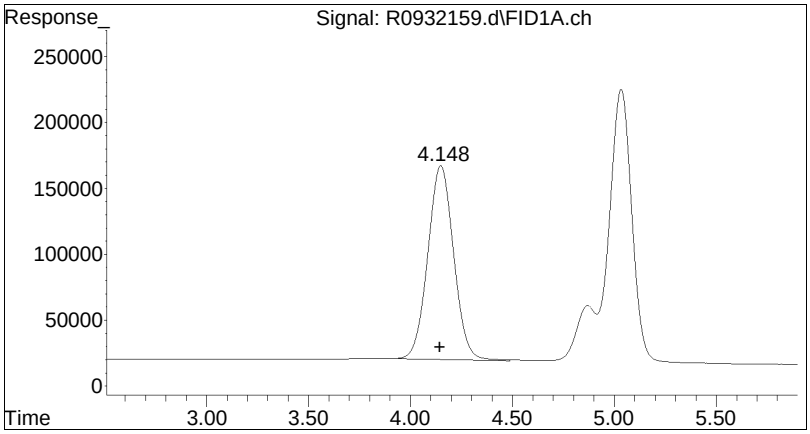

#2 ethene

R.T.:	4.148 min
Delta R.T.:	0.000 min
Response:	12983783
Conc:	91.08 ug/L M4

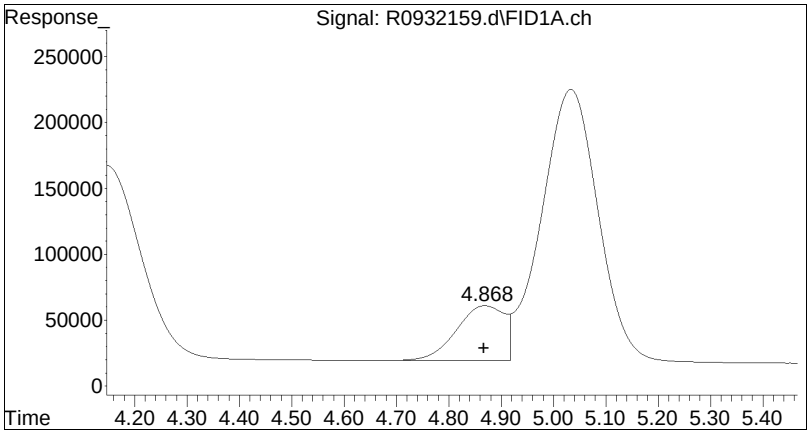

#3 acetylene

R.T.:	4.868 min
Delta R.T.:	0.001 min
Response:	2692330
Conc:	90.56 ug/L M4

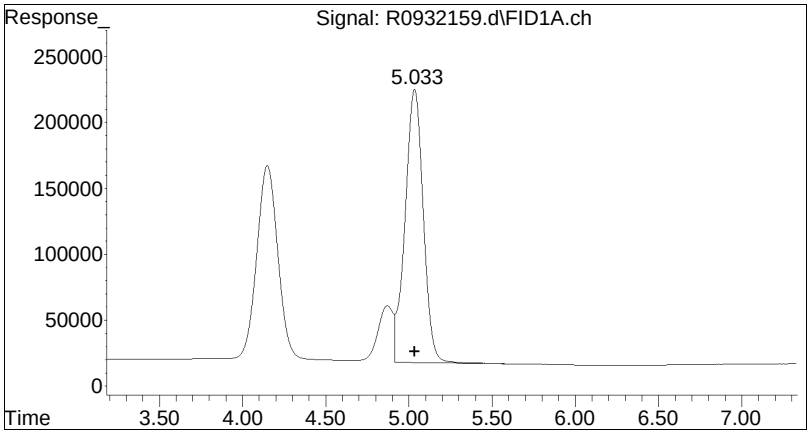

#4 ethane

R.T.: 5.034 min
Delta R.T.: 0.003 min
Response: 15811807
Conc: 100.45 ug/L

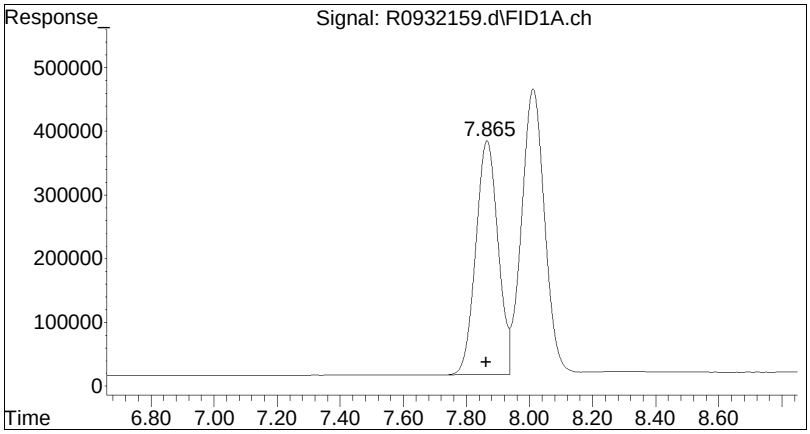

#5 propene

R.T.: 7.866 min
Delta R.T.: 0.002 min
Response: 17963803
Conc: 141.62 ug/L

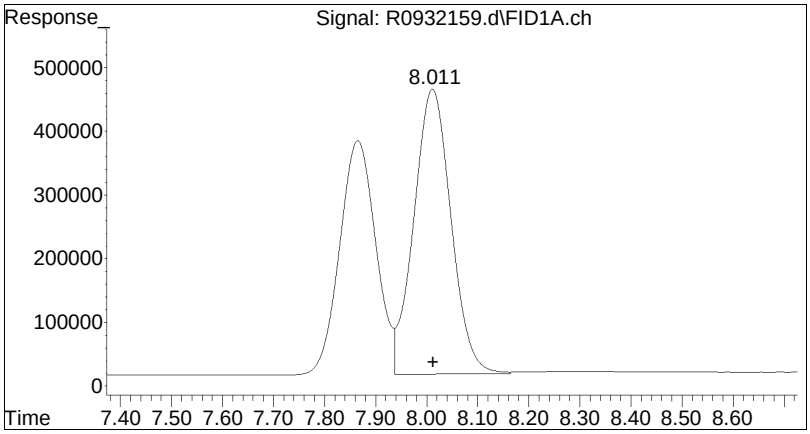

#6 propane

R.T.: 8.012 min
Delta R.T.: 0.000 min
Response: 22708071
Conc: 152.28 ug/L

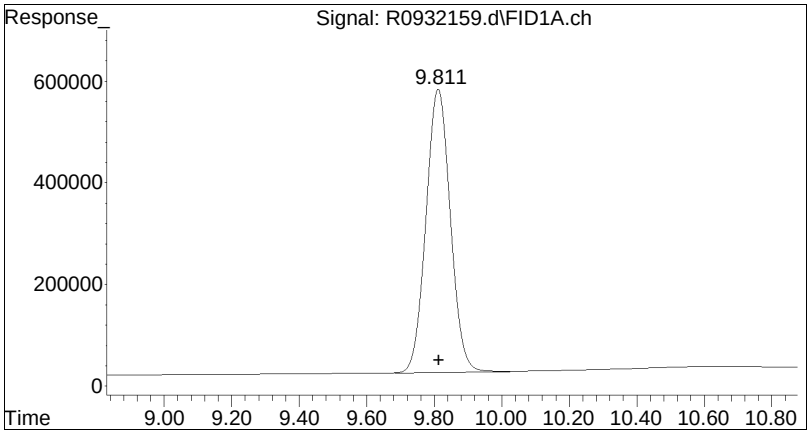

#7 butane

R.T.: 9.811 min
Delta R.T.: -0.002 min
Response: 28044598
Conc: 192.96 ug/L M4

Manual Integration Report

Data Path : O:\Forensics\Data\airlab9\QMethod : DG9_200511.M
Data File : R0932159.d Operator : AIRLAB9:AR
Date Inj'd : 5/11/2020 0:6: 8 Instrument : Airlab9
Sample : CDISSGASTD04 Quant Date : 5/12/2020 7:14 am

Compound #1: methane

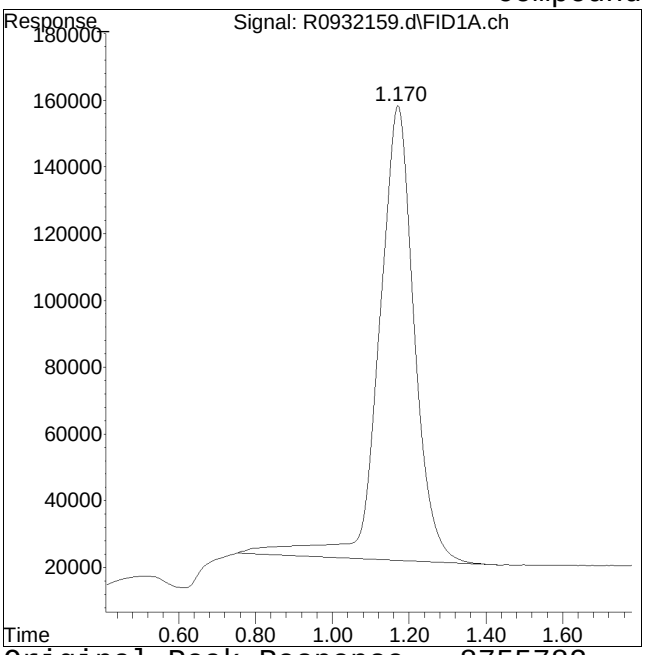

Original Peak Response = 8755782

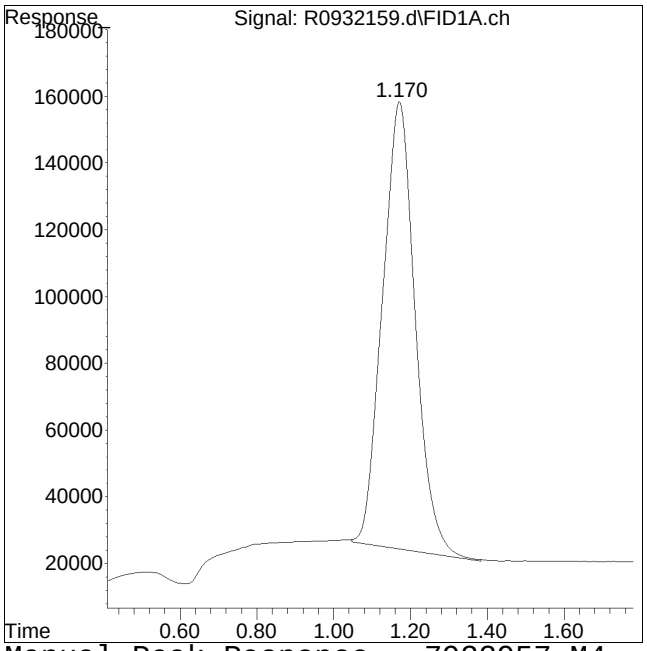

Manual Peak Response = 7923957 M4

M4 = Poor automated baseline construction.

Manual Integration Report

Data Path : O:\Forensics\Data\airlab9\QMethod : DG9_200511.M
Data File : R0932159.d Operator : AIRLAB9:AR
Date Inj'd : 5/11/2020 0:6: 8 Instrument : Airlab9
Sample : CDISSGASTD04 Quant Date : 5/12/2020 7:14 am

Compound #2: ethene

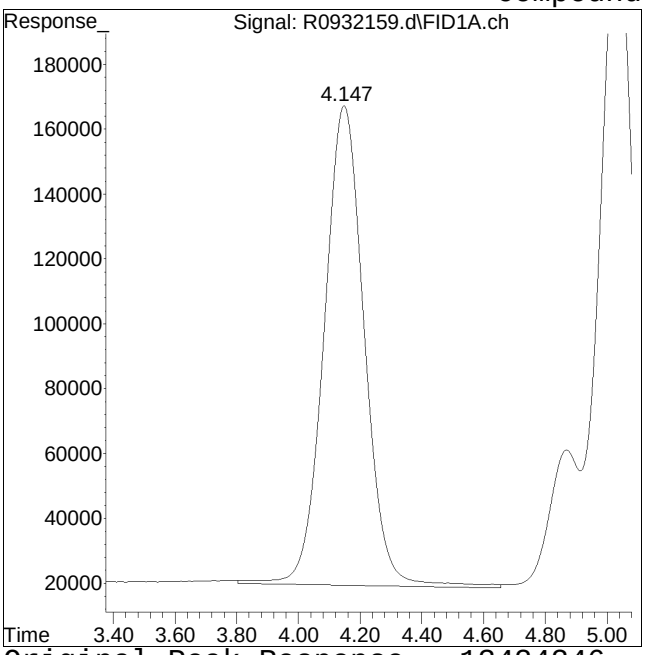

Original Peak Response = 13424246

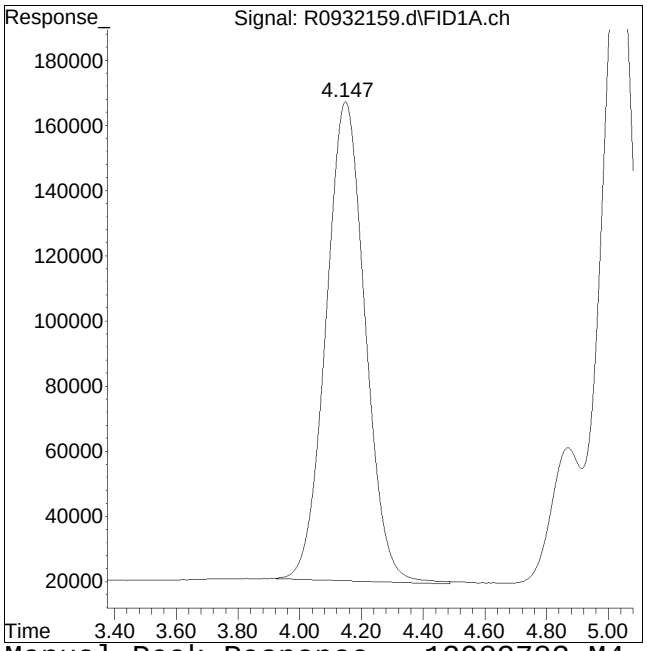

Manual Peak Response = 12983783 M4

M4 = Poor automated baseline construction.

Manual Integration Report

Data Path : O:\Forensics\Data\airlab9\QMethod : DG9_200511.M
Data File : R0932159.d Operator : AIRLAB9:AR
Date Inj'd : 5/11/2020 0:6: 8 Instrument : Airlab9
Sample : CDISSGASTD04 Quant Date : 5/12/2020 7:14 am

Compound #3: acetylene

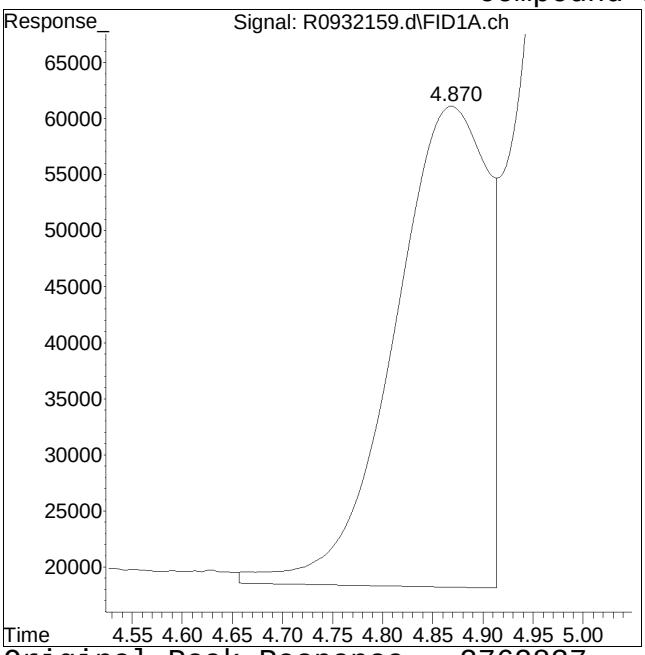

Original Peak Response = 2762837

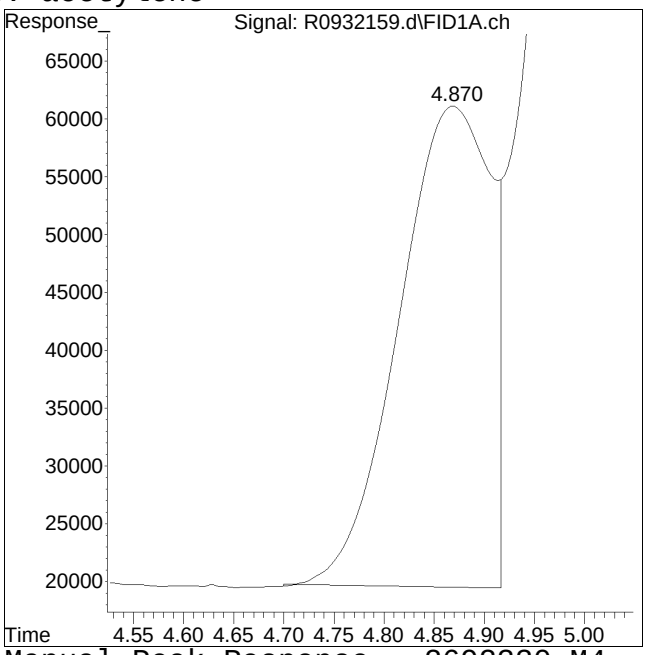

Manual Peak Response = 2692330 M4

M4 = Poor automated baseline construction.

Manual Integration Report

Data Path : O:\Forensics\Data\airlab9\QMethod : DG9_200511.M
Data File : R0932159.d Operator : AIRLAB9:AR
Date Inj'd : 5/11/2020 0:6: 8 Instrument : Airlab9
Sample : CDISSGASTD04 Quant Date : 5/12/2020 7:14 am

Compound #7: butane

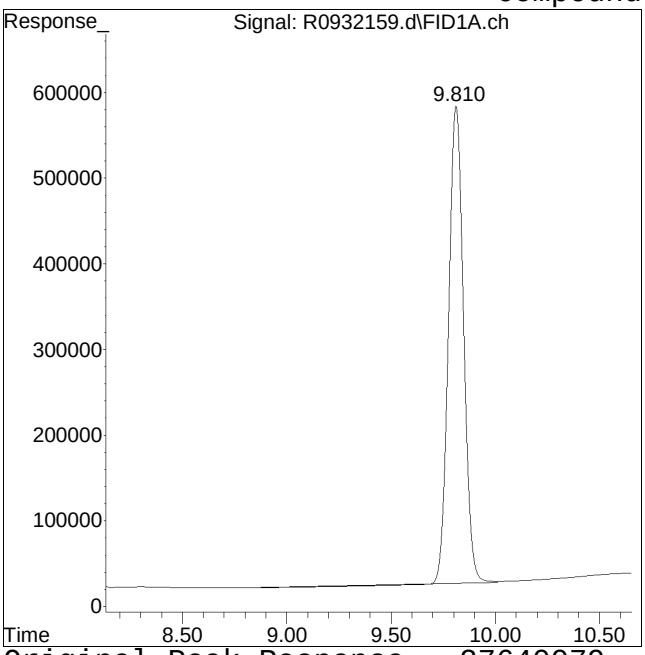

Original Peak Response = 27640079

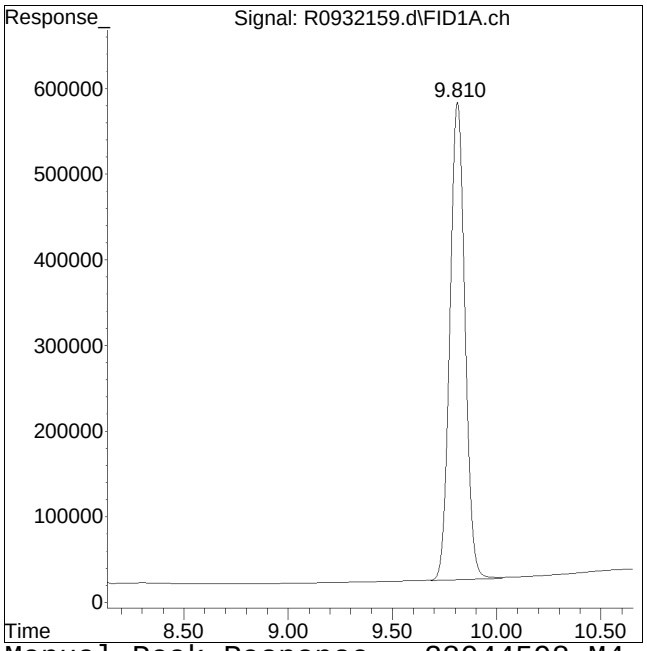

Manual Peak Response = 28044598 M4

M4 = Poor automated baseline construction.

Continuing Calibration

Calibration Verification Summary
Form 7
Volatiles

Client	: Roux Env. Eng. & Geology, DPC	**Lab Number**	: L2222369		
Project Name	: PFIZER	**Project Number**	: 0047.0044Y047		
Instrument ID	: AIRLAB9	**Calibration Date**	: 05/03/22 14:43		
Lab File ID	: R0941445	**Init. Calib. Date(s)**	: 05/11/20	05/11/20	
Sample No	: WG1633890-1	**Init. Calib. Times**	: 15:46	18:04	
Channel	:				

Compound	Ave. RRF	RRF	Min RRF	%D	Max %D	Area%	Dev(min)
methane	54.6	47.3	-	13.4	20	85	0
ethene	95.5	78.384	-	17.9	20	89	.05
acetylene	88.7	70.393	-	20.6*	20	82	.05
ethane	102	82.913	-	18.7	20	89	.05
propene	143	117.961	-	17.5	20	95	.02
propane	150	125.565	-	16.3	20	95	.01
butane	198	162.949	-	17.7	20	97	0

* Value outside of QC limits.

Evaluate Continuing Calibration Report

Data Path : O:\Forensics\Data\airlab9\2022\05\0503DG_N2\
Data File : R0941445.d
Signal(s) : FID1A.ch
Acq On : 3 May 2022 2:43 pm
Operator : AIRLAB9:JT
Sample : WG1633890-1,4,0.5,0.5
Misc : WG1633890,ICAL16772
ALS Vial : 2 Sample Multiplier: 1

Integration File: autoint1.e
Quant Time: May 03 15:06:56 2022
Quant Method : O:\Forensics\Data\airlab9\2022\05\0503DG_N2\DG9_200511.M
Quant Title : Dissolved Gases
QLast Update : Tue May 12 07:13:18 2020
Response via : Initial Calibration
Integrator: ChemStation

Volume Inj. :
Signal Phase :
Signal Info :

Min. RRF : 0.000 Min. Rel. Area : 80% Max. R.T. Dev 0.50min
Max. RRF Dev : 20% Max. Rel. Area : 120%

	Compound	AvgRF	CCRF	%Dev	Area%	Dev(Min)
1	methane	* 54.600	47.300	13.4	85	0.00
2	ethene	* 95.500	78.384	17.9	89	0.05
3	acetylene	* 88.700	70.393	20.6#	82	0.05
4	ethane	*102.000	82.913	18.7	89	0.05
5	propene	*143.000	117.961	17.5	95	0.02
6	propane	*150.000	125.565	16.3	95	0.01
7	butane	*198.000	162.949	17.7	97	0.00

Evaluate Continuing Calibration Report - Not Founds

---

* Evaluation of CC level amount vs concentration.
(#) = Out of Range SPCC's out = 0 CCC's out = 0

Quantitation Report (QT Reviewed)

Data Path : O:\Forensics\Data\airlab9\2022\05\0503DG_N2\
Data File : R0941445.d
Signal(s) : FID1A.ch
Acq On : 3 May 2022 2:43 pm
Operator : AIRLAB9:JT
Sample : WG1633890-1,4,0.5,0.5
Misc : WG1633890,ICAL16772
ALS Vial : 2 Sample Multiplier: 1

Integration File: autoint1.e
Quant Time: May 03 15:06:56 2022
Quant Method : O:\Forensics\Data\airlab9\2022\05\0503DG_N2\DG9_200511.M
Quant Title : Dissolved Gases
QLast Update : Tue May 12 07:13:18 2020
Response via : Initial Calibration
Integrator: ChemStation

Volume Inj. :
Signal Phase :
Signal Info :

Sub List : Default - All compounds listed

	Compound	R.T.	Response	Conc	Units
Target Compounds					
1)	methane	1.179	6619023	47.300	ug/L
2)	ethene	4.199	11174232	78.384	ug/L
3)	acetylene	4.917	2092859	70.393	ug/L
4)	ethane	5.077	13051342	82.913	ug/L
5)	propene	7.882	14963230	117.961	ug/L
6)	propane	8.026	18724449	125.565	ug/L
7)	butane	9.818	23683279	162.949	ug/L

(f)=RT Delta > 1/2 Window (m)=manual int.

Quantitation Report (QT Reviewed)

Data Path : O:\Forensics\Data\airlab9\2022\05\0503DG_N2\
Data File : R0941445.d
Signal(s) : FID1A.ch
Acq On : 3 May 2022 2:43 pm
Operator : AIRLAB9:JT
Sample : WG1633890-1,4,0.5,0.5
Misc : WG1633890,ICAL16772
ALS Vial : 2 Sample Multiplier: 1

Integration File: autoint1.e
Quant Time: May 03 15:06:56 2022
Quant Method : O:\Forensics\Data\airlab9\2022\05\0503DG_N2\DG9_200511.M
Quant Title : Dissolved Gases
QLast Update : Tue May 12 07:13:18 2020
Response via : Initial Calibration
Integrator: ChemStation

Volume Inj. :
Signal Phase :
Signal Info :

Sub List : Default - All compounds listed

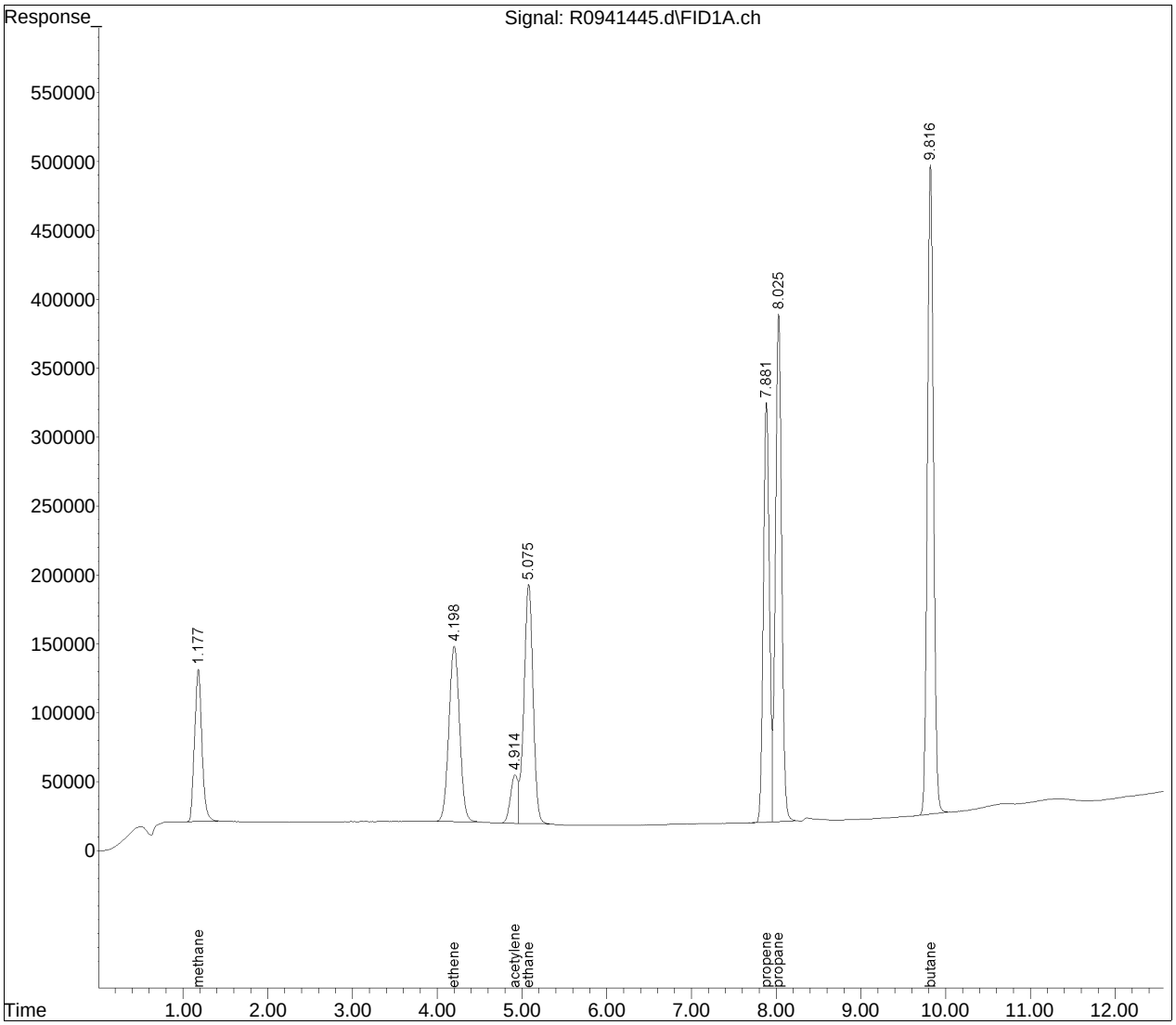

Manual Integration Report

Data Path	: O:\Forensics\Data\airlab9\	QMethod	: DG9_200511.M
Data File	: R0941445.d	Operator	: AIRLAB9:JT
Date Inj'd	: 5/3/2022 2:43 pm	Instrument	: Airlab9
Sample	: WG1633890-1,4,0.5,0.5	Quant Date	: 5/3/2022 3:06 pm

There are no manual integrations or false positives in this file.

Evaluate Continuing Calibration Report

Data Path : O:\Forensics\Data\airlab9\2022\05\0503DG_N2\
Data File : R0941460.d
Signal(s) : FID1A.ch
Acq On : 3 May 2022 7:37 pm
Operator : AIRLAB9:JT
Sample : WG1633890-6,4,0.5,0.5
Misc : WG1633890,ICAL16772
ALS Vial : 16 Sample Multiplier: 1

Integration File: autoint1.e
Quant Time: May 04 08:16:28 2022
Quant Method : O:\Forensics\Data\airlab9\2022\05\0503DG_N2\DG9_200511.M
Quant Title : Dissolved Gases
QLast Update : Tue May 12 07:13:18 2020
Response via : Initial Calibration
Integrator: ChemStation

Volume Inj. :
Signal Phase :
Signal Info :

Min. RRF : 0.000 Min. Rel. Area : 80% Max. R.T. Dev 0.50min
Max. RRF Dev : 20% Max. Rel. Area : 120%

	Compound	AvgRF	CCRF	%Dev	Area%	Dev(Min)
1	methane	* 54.600	51.669	5.4	93	0.00
2	ethene	* 95.500	84.077	12.0	96	0.05
3	acetylene	* 88.700	75.930	14.4	89	0.05
4	ethane	*102.000	88.399	13.3	95	0.05
5	propene	*143.000	123.770	13.4	100	0.02
6	propane	*150.000	133.614	10.9	101	0.01
7	butane	*198.000	167.851	15.2	100	0.00

Evaluate Continuing Calibration Report - Not Founds

---

* Evaluation of CC level amount vs concentration.
(#) = Out of Range SPCC's out = 0 CCC's out = 0

Quantitation Report (QT Reviewed)

Data Path : O:\Forensics\Data\airlab9\2022\05\0503DG_N2\
Data File : R0941460.d
Signal(s) : FID1A.ch
Acq On : 3 May 2022 7:37 pm
Operator : AIRLAB9:JT
Sample : WG1633890-6,4,0.5,0.5
Misc : WG1633890,ICAL16772
ALS Vial : 16 Sample Multiplier: 1

Integration File: autoint1.e
Quant Time: May 04 08:16:28 2022
Quant Method : O:\Forensics\Data\airlab9\2022\05\0503DG_N2\DG9_200511.M
Quant Title : Dissolved Gases
QLast Update : Tue May 12 07:13:18 2020
Response via : Initial Calibration
Integrator: ChemStation

Volume Inj. :
Signal Phase :
Signal Info :

Sub List : Default - All compounds listed

	Compound	R.T.	Response	Conc	Units
Target Compounds					
1)	methane	1.180	7230442	51.669	ug/L
2)	ethene	4.198	11985779	84.077	ug/L
3)	acetylene	4.914	2257497	75.930	ug/L
4)	ethane	5.077	13914926	88.399	ug/L
5)	propene	7.883	15700024	123.770	ug/L
6)	propane	8.027	19924721	133.614	ug/L
7)	butane	9.818	24395698	167.851	ug/L

(f)=RT Delta > 1/2 Window (m)=manual int.

Quantitation Report (QT Reviewed)

Data Path : O:\Forensics\Data\airlab9\2022\05\0503DG_N2\
Data File : R0941460.d
Signal(s) : FID1A.ch
Acq On : 3 May 2022 7:37 pm
Operator : AIRLAB9:JT
Sample : WG1633890-6,4,0.5,0.5
Misc : WG1633890,ICAL16772
ALS Vial : 16 Sample Multiplier: 1

Integration File: autoint1.e
Quant Time: May 04 08:16:28 2022
Quant Method : O:\Forensics\Data\airlab9\2022\05\0503DG_N2\DG9_200511.M
Quant Title : Dissolved Gases
QLast Update : Tue May 12 07:13:18 2020
Response via : Initial Calibration
Integrator: ChemStation

Volume Inj. :
Signal Phase :
Signal Info :

Sub List : Default - All compounds listed

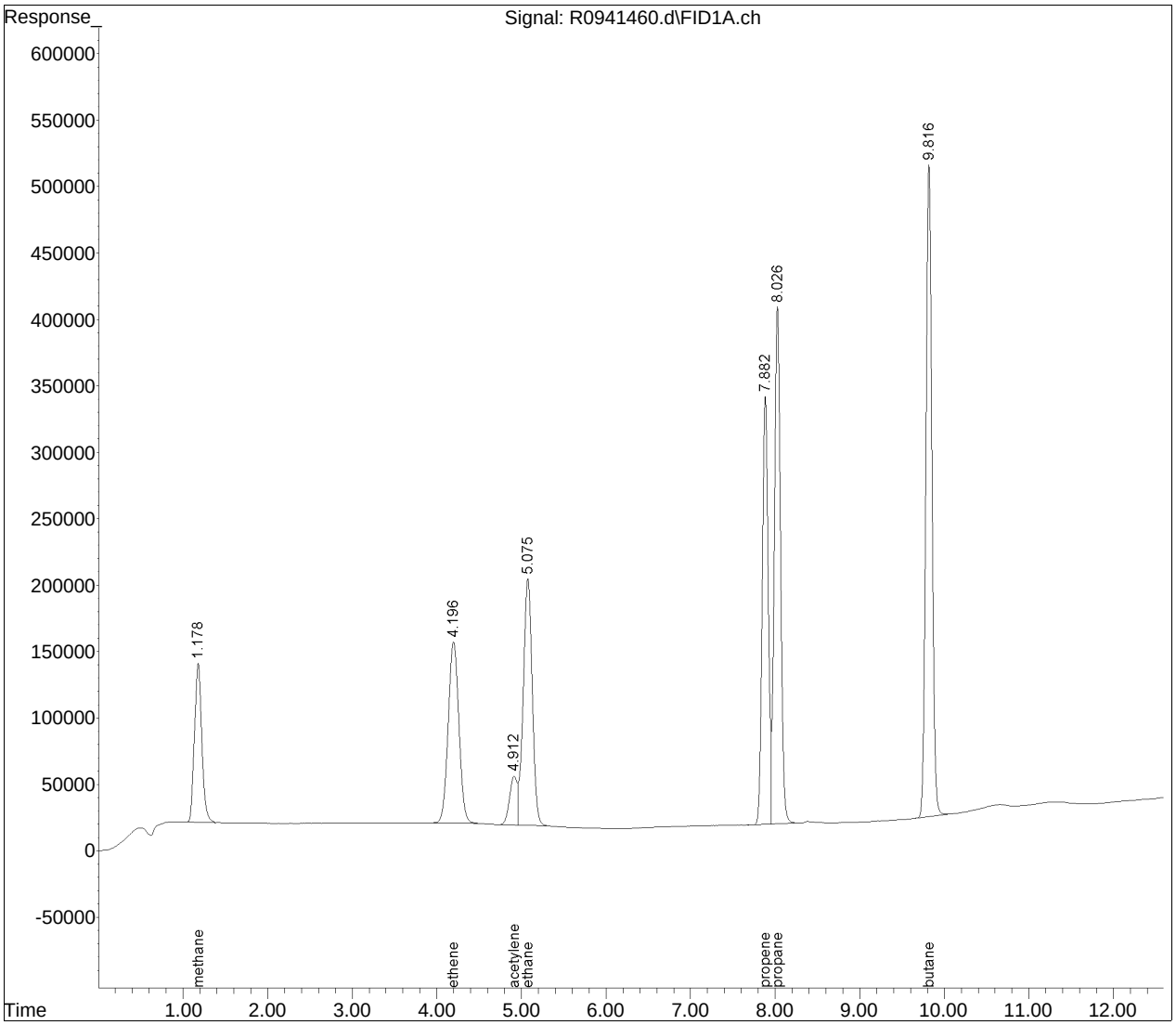

Manual Integration Report

Data Path	: O:\Forensics\Data\airlab9\	QMethod	: DG9_200511.M
Data File	: R0941460.d	Operator	: AIRLAB9:JT
Date Inj'd	: 5/3/2022 7:37 pm	Instrument	: Airlab9
Sample	: WG1633890-6,4,0.5,0.5	Quant Date	: 5/4/2022 8:16 am

There are no manual integrations or false positives in this file.

Quantitation Report (QT Reviewed)

Data Path : O:\Forensics\Data\airlab9\2022\05\0503DG_N2\
Data File : R0941445.d
Signal(s) : FID1A.ch
Acq On : 3 May 2022 2:43 pm
Operator : AIRLAB9:JT
Sample : WG1633890-1,4,0.5,0.5
Misc : WG1633890,ICAL16772
ALS Vial : 2 Sample Multiplier: 1

Integration File: autoint1.e
Quant Time: May 03 15:06:56 2022
Quant Method : O:\Forensics\Data\airlab9\2022\05\0503DG_N2\DG9_200511.M
Quant Title : Dissolved Gases
QLast Update : Tue May 12 07:13:18 2020
Response via : Initial Calibration
Integrator: ChemStation

Volume Inj. :
Signal Phase :
Signal Info :

Sub List : Default - All compounds listed

	Compound	R.T.	Response	Conc	Units
Target Compounds					
1)	methane	1.179	6619023	47.300	ug/L
2)	ethene	4.199	11174232	78.384	ug/L
3)	acetylene	4.917	2092859	70.393	ug/L
4)	ethane	5.077	13051342	82.913	ug/L
5)	propene	7.882	14963230	117.961	ug/L
6)	propane	8.026	18724449	125.565	ug/L
7)	butane	9.818	23683279	162.949	ug/L

(f)=RT Delta > 1/2 Window (m)=manual int.

Quantitation Report (QT Reviewed)

Data Path : O:\Forensics\Data\airlab9\2022\05\0503DG_N2\
Data File : R0941445.d
Signal(s) : FID1A.ch
Acq On : 3 May 2022 2:43 pm
Operator : AIRLAB9:JT
Sample : WG1633890-1,4,0.5,0.5
Misc : WG1633890,ICAL16772
ALS Vial : 2 Sample Multiplier: 1

Integration File: autoint1.e
Quant Time: May 03 15:06:56 2022
Quant Method : O:\Forensics\Data\airlab9\2022\05\0503DG_N2\DG9_200511.M
Quant Title : Dissolved Gases
QLast Update : Tue May 12 07:13:18 2020
Response via : Initial Calibration
Integrator: ChemStation

Volume Inj. :
Signal Phase :
Signal Info :

Sub List : Default - All compounds listed

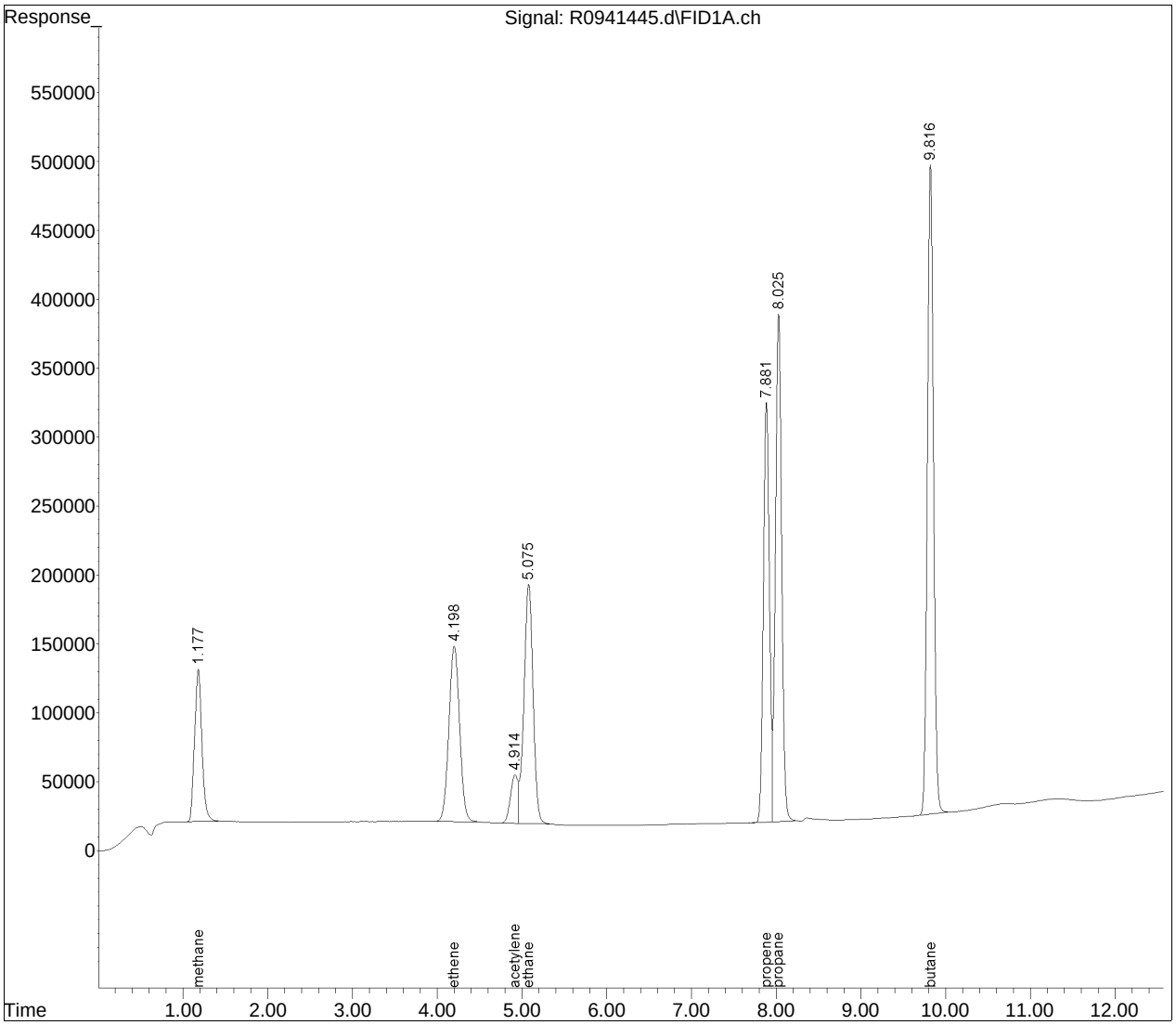

Manual Integration Report

Data Path	: O:\Forensics\Data\airlab9\	QMethod	: DG9_200511.M
Data File	: R0941445.d	Operator	: AIRLAB9:JT
Date Inj'd	: 5/3/2022 2:43 pm	Instrument	: Airlab9
Sample	: WG1633890-1,4,0.5,0.5	Quant Date	: 5/3/2022 3:06 pm

There are no manual integrations or false positives in this file.

Volatiles Raw QC Data

Quantitation Report (QT Reviewed)

Data Path : O:\Forensics\Data\airlab9\2022\05\0503DG_N2\
Data File : R0941446.d
Signal(s) : FID1A.ch
Acq On : 3 May 2022 3:08 pm
Operator : AIRLAB9:JT
Sample : WG1633890-3,4,0.5,0.5
Misc : WG1633890,ICAL16772
ALS Vial : 3 Sample Multiplier: 1

Integration File: autoint1.e
Quant Time: May 03 15:23:31 2022
Quant Method : O:\Forensics\Data\airlab9\2022\05\0503DG_N2\DG9_200511.M
Quant Title : Dissolved Gases
QLast Update : Tue May 12 07:13:18 2020
Response via : Initial Calibration
Integrator: ChemStation

Volume Inj. :
Signal Phase :
Signal Info :

Sub List : Default - All compounds listed

	Compound	R.T.	Response	Conc	Units	
Target Compounds						
1)	methane	0.000	0	N.D.	ug/L	
2)	ethene	0.000	0	N.D.	ug/L	
3)	acetylene	0.000	0	N.D.	ug/L	
4)	ethane	0.000	0	N.D.	ug/L	
5)	propene	7.837	115383	0.910	ug/L	M2
6)	propane	7.977	135482	0.909	ug/L	M2
7)	butane	9.809	128275	0.883	ug/L	M2

(f)=RT Delta > 1/2 Window (m)=manual int.

Quantitation Report (QT Reviewed)

Data Path : O:\Forensics\Data\airlab9\2022\05\0503DG_N2\
Data File : R0941446.d
Signal(s) : FID1A.ch
Acq On : 3 May 2022 3:08 pm
Operator : AIRLAB9:JT
Sample : WG1633890-3,4,0.5,0.5
Misc : WG1633890,ICAL16772
ALS Vial : 3 Sample Multiplier: 1

Integration File: autoint1.e
Quant Time: May 03 15:23:31 2022
Quant Method : O:\Forensics\Data\airlab9\2022\05\0503DG_N2\DG9_200511.M
Quant Title : Dissolved Gases
QLast Update : Tue May 12 07:13:18 2020
Response via : Initial Calibration
Integrator: ChemStation

Volume Inj. :
Signal Phase :
Signal Info :

Sub List : Default - All compounds listed

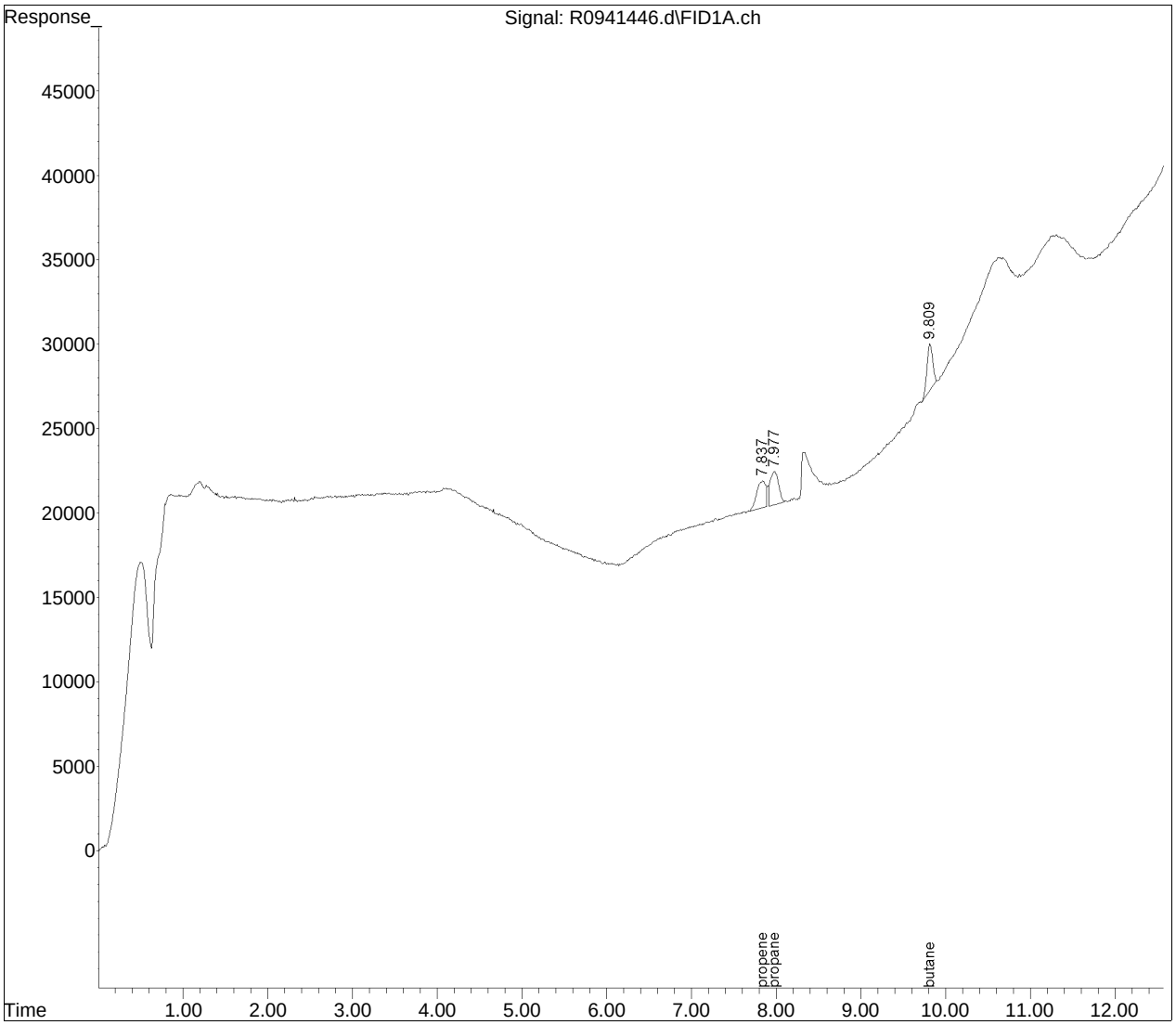

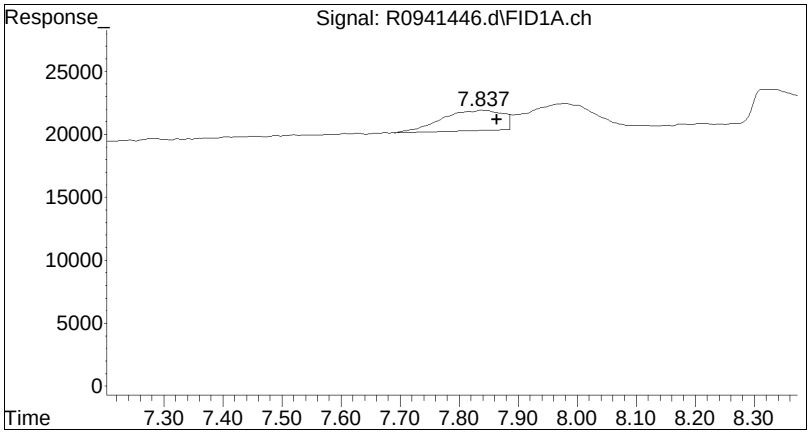

#5 propene

R.T.:	7.837 min
Delta R.T.:	-0.027 min
Response:	115383
Conc:	0.91 ug/L M2

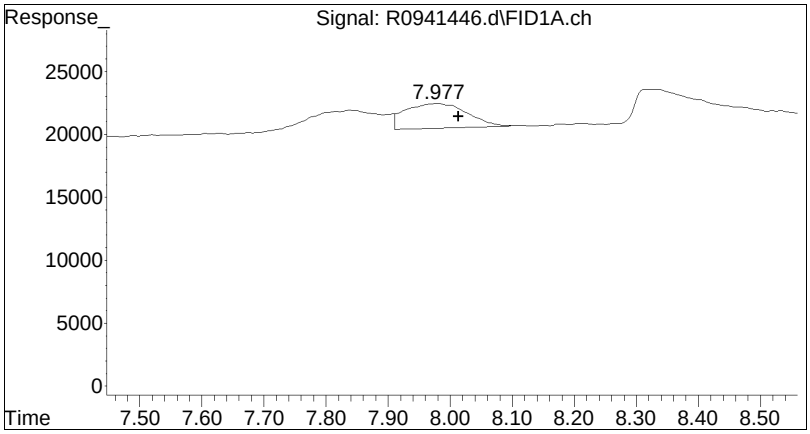

#6 propane

R.T.:	7.977 min
Delta R.T.:	-0.036 min
Response:	135482
Conc:	0.91 ug/L M2

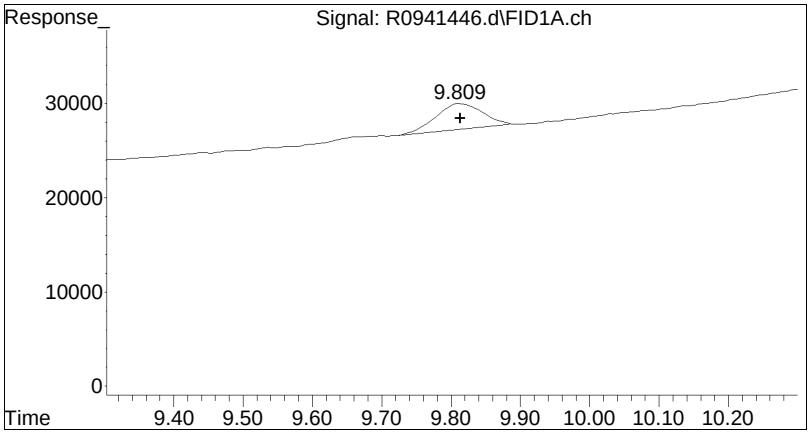

#7 butane

R.T.:	9.809 min
Delta R.T.:	-0.004 min
Response:	128275
Conc:	0.88 ug/L M2

Manual Integration Report

Data Path : O:\Forensics\Data\airlab9\QMethod : DG9_200511.M
Data File : R0941446.d Operator : AIRLAB9:JT
Date Inj'd : 5/3/2022 3:08 pm Instrument : Airlab9
Sample : WG1633890-3,4,0.5,0.5 Quant Date : 5/3/2022 3:23 pm

Compound #5: propene

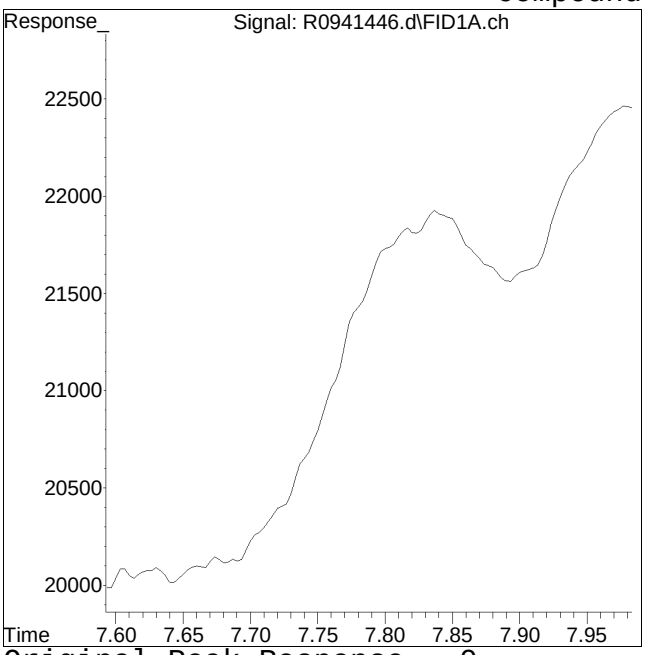

Original Peak Response = 0

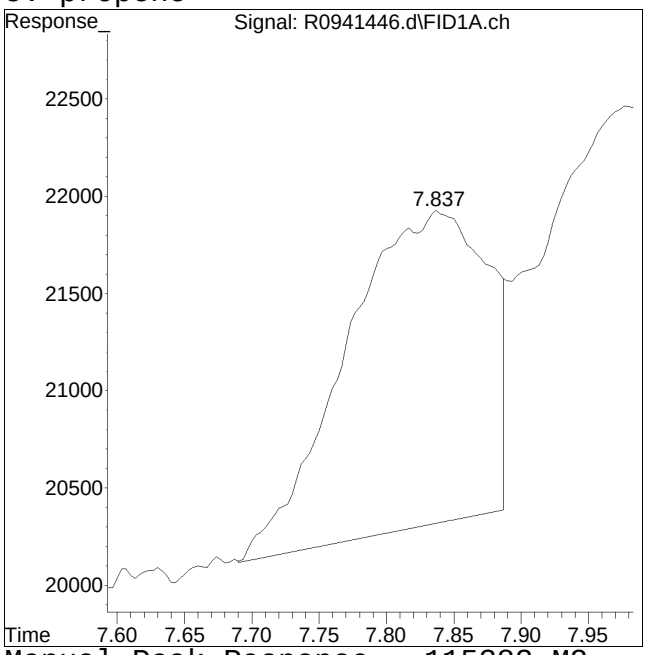

Manual Peak Response = 115383 M2

M2 = Peak not found by automatic integration algorithm.

Manual Integration Report

Data Path : O:\Forensics\Data\airlab9\QMethod : DG9_200511.M
Data File : R0941446.d Operator : AIRLAB9:JT
Date Inj'd : 5/3/2022 3:08 pm Instrument : Airlab9
Sample : WG1633890-3,4,0.5,0.5 Quant Date : 5/3/2022 3:23 pm

Compound #6: propane

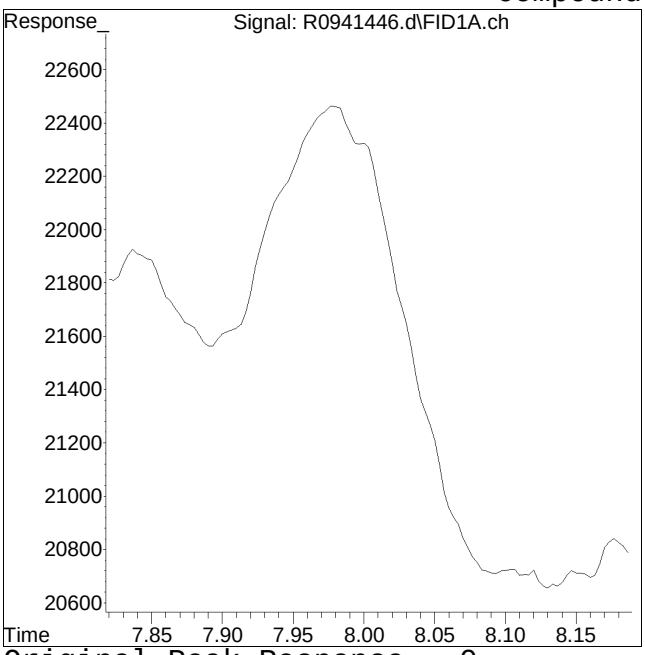

Original Peak Response = 0

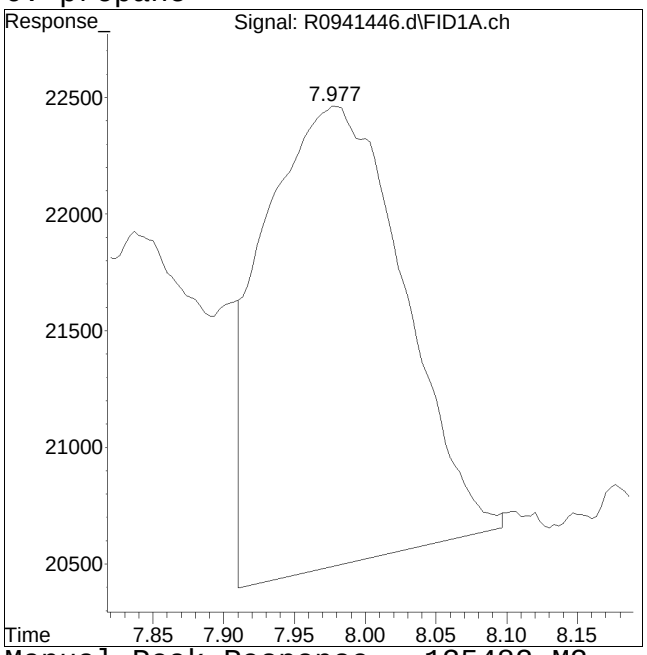

Manual Peak Response = 135482 M2

M2 = Peak not found by automatic integration algorithm.

Manual Integration Report

Data Path : O:\Forensics\Data\airlab9\QMethod : DG9_200511.M
Data File : R0941446.d Operator : AIRLAB9:JT
Date Inj'd : 5/3/2022 3:08 pm Instrument : Airlab9
Sample : WG1633890-3,4,0.5,0.5 Quant Date : 5/3/2022 3:23 pm

Compound #7: butane

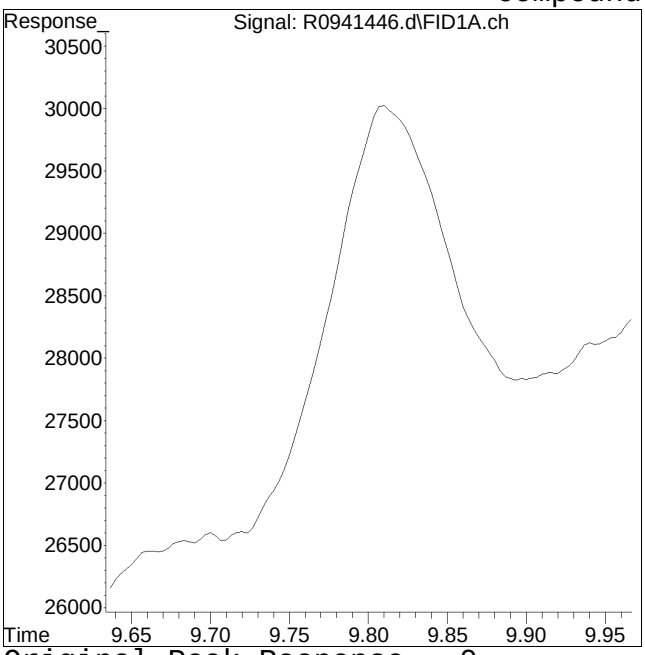

Original Peak Response = 0

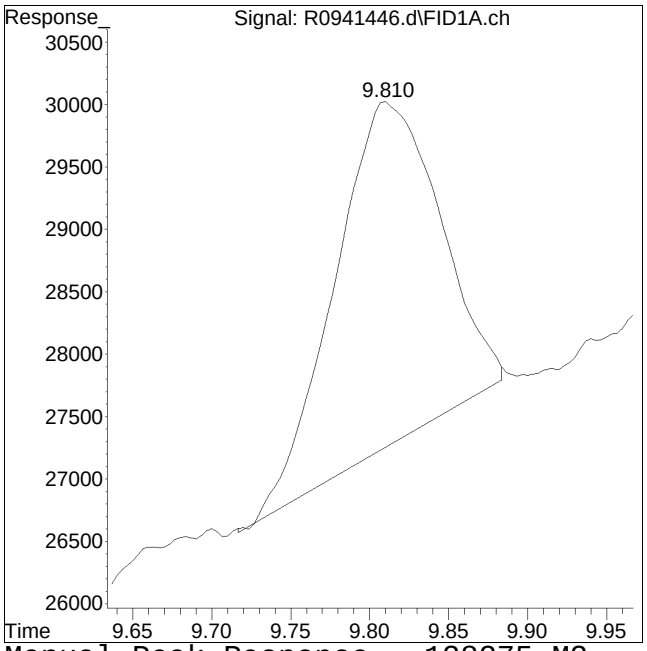

Manual Peak Response = 128275 M2

M2 = Peak not found by automatic integration algorithm.

Evaluate Continuing Calibration Report

Data Path : O:\Forensics\Data\airlab9\2022\05\0503DG_N2\
Data File : R0941445.d
Signal(s) : FID1A.ch
Acq On : 3 May 2022 2:43 pm
Operator : AIRLAB9:JT
Sample : WG1633890-2,4,0.5,0.5
Misc : WG1633890,ICAL16772
ALS Vial : 2 Sample Multiplier: 1

Integration File: autoint1.e
Quant Time: May 03 15:06:56 2022
Quant Method : O:\Forensics\Data\airlab9\2022\05\0503DG_N2\DG9_200511.M
Quant Title : Dissolved Gases
QLast Update : Tue May 12 07:13:18 2020
Response via : Initial Calibration
Integrator: ChemStation

Volume Inj. :
Signal Phase :
Signal Info :

Min. RRF : 0.000 Min. Rel. Area : 80% Max. R.T. Dev 0.50min
Max. RRF Dev : 20% Max. Rel. Area : 120%

	Compound	Amount	Calc.	%Dev	Area%	Dev(Min)
1	methane	54.600	47.300	13.4	85	0.00
2	ethene	95.500	78.384	17.9	89	0.05
3	acetylene	88.700	70.393	20.6#	82	0.05
4	ethane	102.000	82.913	18.7	89	0.05
5	propene	143.000	117.961	17.5	95	0.02
6	propane	150.000	125.565	16.3	95	0.01
7	butane	198.000	162.949	17.7	97	0.00

Evaluate Continuing Calibration Report - Not Founds

* Evaluation of CC level amount vs concentration.
(#) = Out of Range SPCC's out = 0 CCC's out = 0

Quantitation Report (QT Reviewed)

Data Path : O:\Forensics\Data\airlab9\2022\05\0503DG_N2\
Data File : R0941445.d
Signal(s) : FID1A.ch
Acq On : 3 May 2022 2:43 pm
Operator : AIRLAB9:JT
Sample : WG1633890-2,4,0.5,0.5
Misc : WG1633890,ICAL16772
ALS Vial : 2 Sample Multiplier: 1

Integration File: autoint1.e
Quant Time: May 03 15:06:56 2022
Quant Method : O:\Forensics\Data\airlab9\2022\05\0503DG_N2\DG9_200511.M
Quant Title : Dissolved Gases
QLast Update : Tue May 12 07:13:18 2020
Response via : Initial Calibration
Integrator: ChemStation

Volume Inj. :
Signal Phase :
Signal Info :

Sub List : Default - All compounds listed

	Compound	R.T.	Response	Conc	Units
Target Compounds					
1)	methane	1.179	6619023	47.300	ug/L
2)	ethene	4.199	11174232	78.384	ug/L
3)	acetylene	4.917	2092859	70.393	ug/L
4)	ethane	5.077	13051342	82.913	ug/L
5)	propene	7.882	14963230	117.961	ug/L
6)	propane	8.026	18724449	125.565	ug/L
7)	butane	9.818	23683279	162.949	ug/L

(f)=RT Delta > 1/2 Window (m)=manual int.

Quantitation Report (QT Reviewed)

Data Path : O:\Forensics\Data\airlab9\2022\05\0503DG_N2\
Data File : R0941445.d
Signal(s) : FID1A.ch
Acq On : 3 May 2022 2:43 pm
Operator : AIRLAB9:JT
Sample : WG1633890-2,4,0.5,0.5
Misc : WG1633890,ICAL16772
ALS Vial : 2 Sample Multiplier: 1

Integration File: autoint1.e
Quant Time: May 03 15:06:56 2022
Quant Method : O:\Forensics\Data\airlab9\2022\05\0503DG_N2\DG9_200511.M
Quant Title : Dissolved Gases
QLast Update : Tue May 12 07:13:18 2020
Response via : Initial Calibration
Integrator: ChemStation

Volume Inj. :
Signal Phase :
Signal Info :

Sub List : Default - All compounds listed

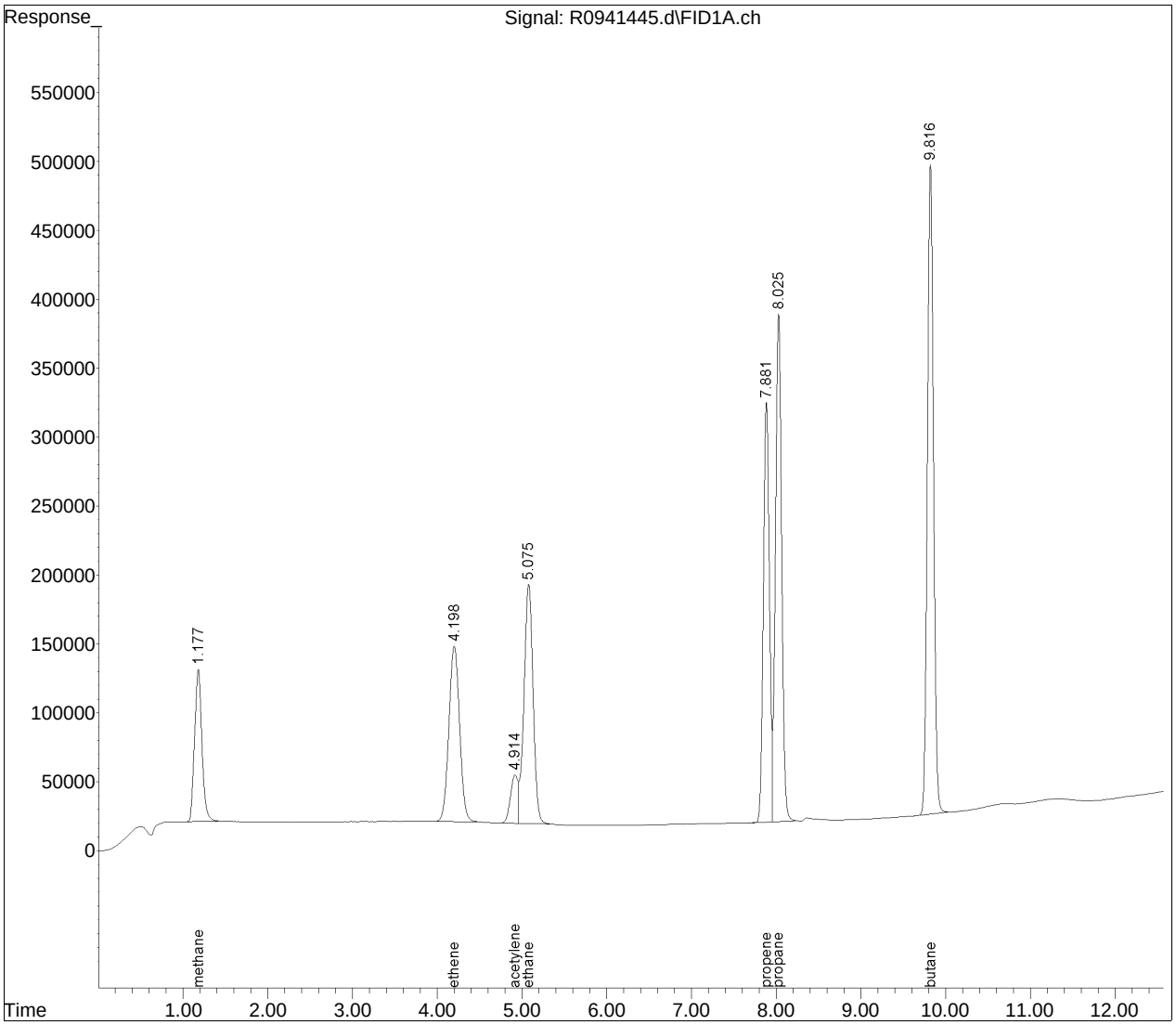

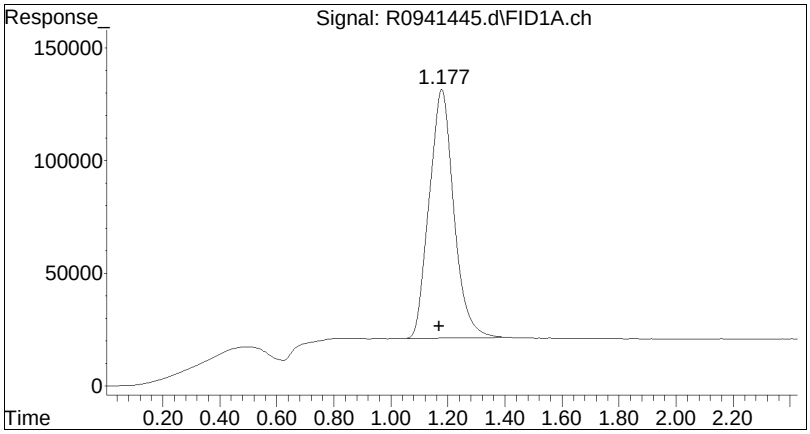

#1 methane

R.T.:	1.179 min
Delta R.T.:	0.009 min
Response:	6619023
Conc:	47.30 ug/L

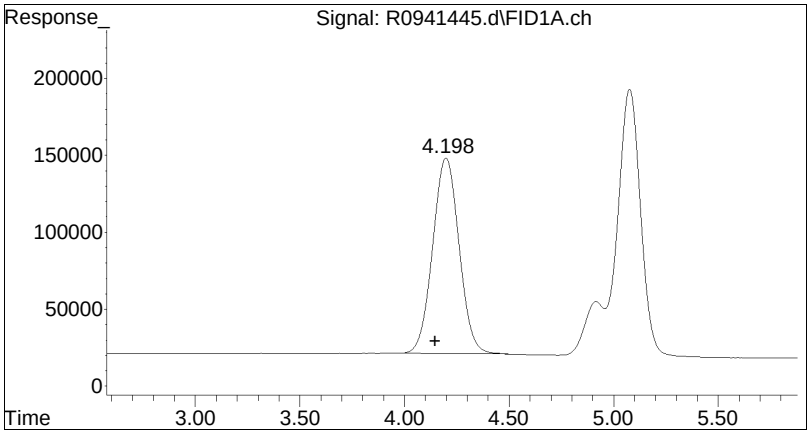

#2 ethene

R.T.:	4.199 min
Delta R.T.:	0.052 min
Response:	11174232
Conc:	78.38 ug/L

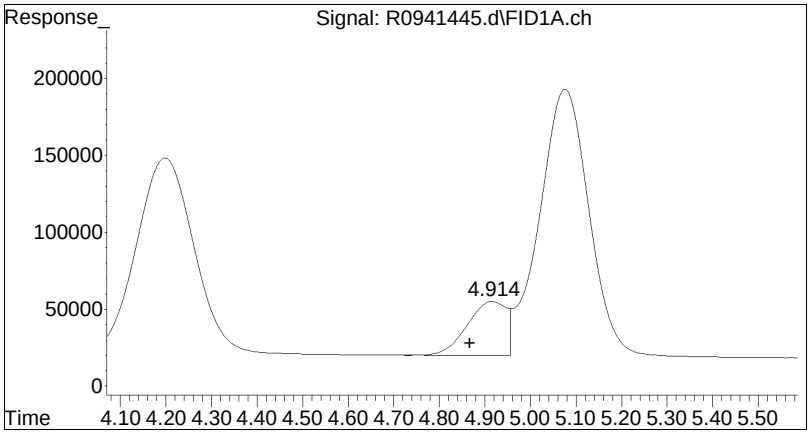

#3 acetylene

R.T.:	4.917 min
Delta R.T.:	0.050 min
Response:	2092859
Conc:	70.39 ug/L

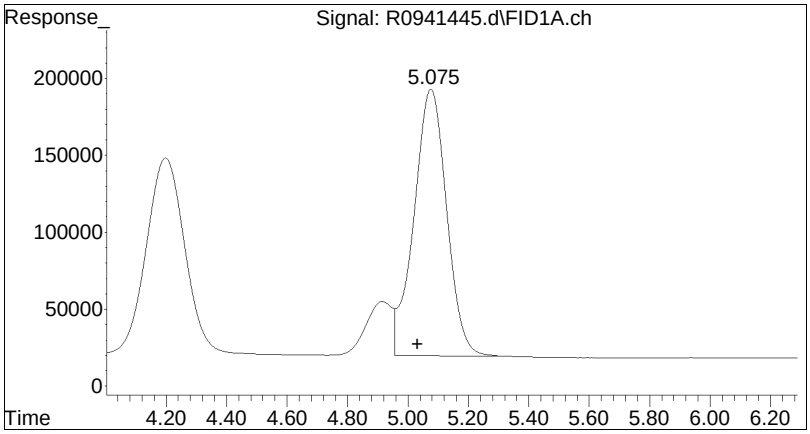

#4 ethane

R.T.:	5.077 min
Delta R.T.:	0.045 min
Response:	13051342
Conc:	82.91 ug/L

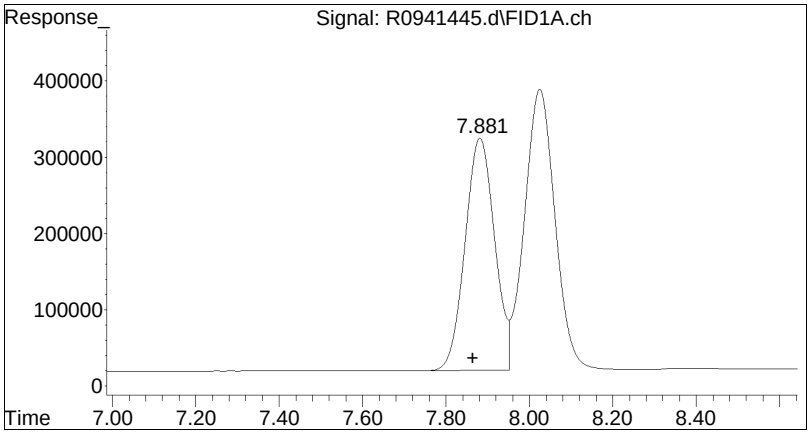

#5 propene

R.T.: 7.882 min
Delta R.T.: 0.018 min
Response: 14963230
Conc: 117.96 ug/L

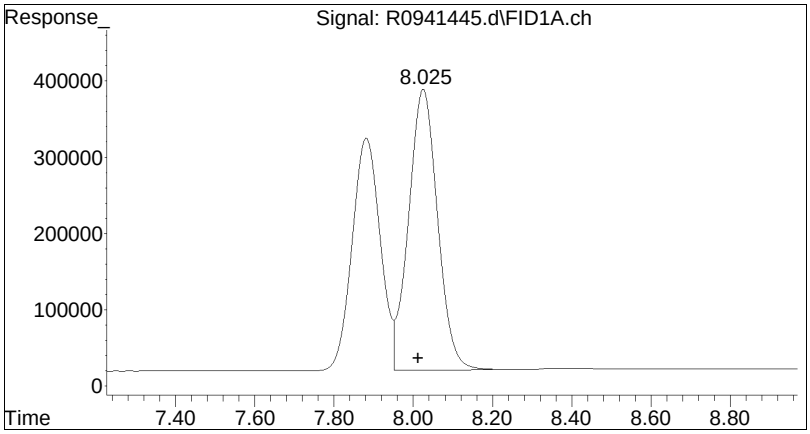

#6 propane

R.T.: 8.026 min
Delta R.T.: 0.013 min
Response: 18724449
Conc: 125.57 ug/L

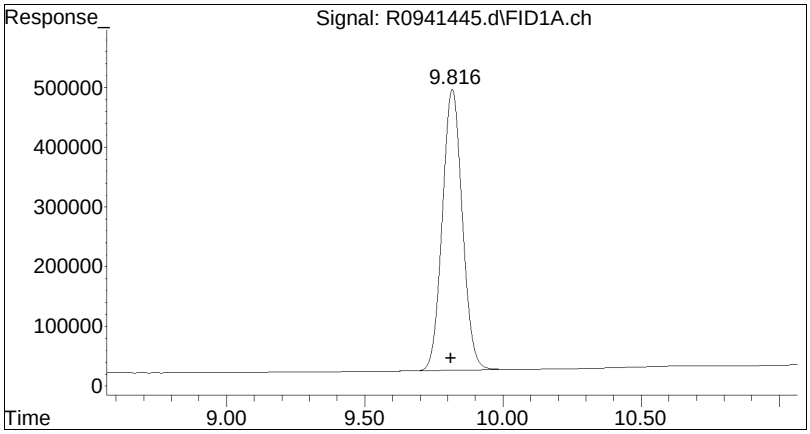

#7 butane

R.T.: 9.818 min
Delta R.T.: 0.005 min
Response: 23683279
Conc: 162.95 ug/L

Manual Integration Report

Data Path	: O:\Forensics\Data\airlab9\	QMethod	: DG9_200511.M
Data File	: R0941445.d	Operator	: AIRLAB9:JT
Date Inj'd	: 5/3/2022 2:43 pm	Instrument	: Airlab9
Sample	: WG1633890-2,4,0.5,0.5	Quant Date	: 5/3/2022 3:06 pm

There are no manual integrations or false positives in this file.

Quantitation Report (QT Reviewed)

Data Path : O:\Forensics\Data\airlab9\2022\05\0503DG_N2\
Data File : R0941457.d
Signal(s) : FID1A.ch
Acq On : 3 May 2022 6:42 pm
Operator : AIRLAB9:JT
Sample : WG1633890-4,4,0.5,0.5
Misc : WG1633890,ICAL16772
ALS Vial : 14 Sample Multiplier: 1

Integration File: autoint1.e
Quant Time: May 04 08:18:36 2022
Quant Method : O:\Forensics\Data\airlab9\2022\05\0503DG_N2\DG9_200511.M
Quant Title : Dissolved Gases
QLast Update : Tue May 12 07:13:18 2020
Response via : Initial Calibration
Integrator: ChemStation

Volume Inj. :
Signal Phase :
Signal Info :

Sub List : MEE - All compounds listed

	Compound	R.T.	Response	Conc	Units	
Target Compounds						
1)	methane	1.176	18412755	131.578	ug/L	M4
2)	ethene	4.206	12277768	86.125	ug/L	
4)	ethane	5.081	14402800	91.498	ug/L	M6

(f)=RT Delta > 1/2 Window (m)=manual int.

Quantitation Report (QT Reviewed)

Data Path : O:\Forensics\Data\airlab9\2022\05\0503DG_N2\
Data File : R0941457.d
Signal(s) : FID1A.ch
Acq On : 3 May 2022 6:42 pm
Operator : AIRLAB9:JT
Sample : WG1633890-4,4,0.5,0.5
Misc : WG1633890,ICAL16772
ALS Vial : 14 Sample Multiplier: 1

Integration File: autoint1.e
Quant Time: May 04 08:18:36 2022
Quant Method : O:\Forensics\Data\airlab9\2022\05\0503DG_N2\DG9_200511.M
Quant Title : Dissolved Gases
QLast Update : Tue May 12 07:13:18 2020
Response via : Initial Calibration
Integrator: ChemStation

Volume Inj. :
Signal Phase :
Signal Info :

Sub List : MEE - All compounds listed

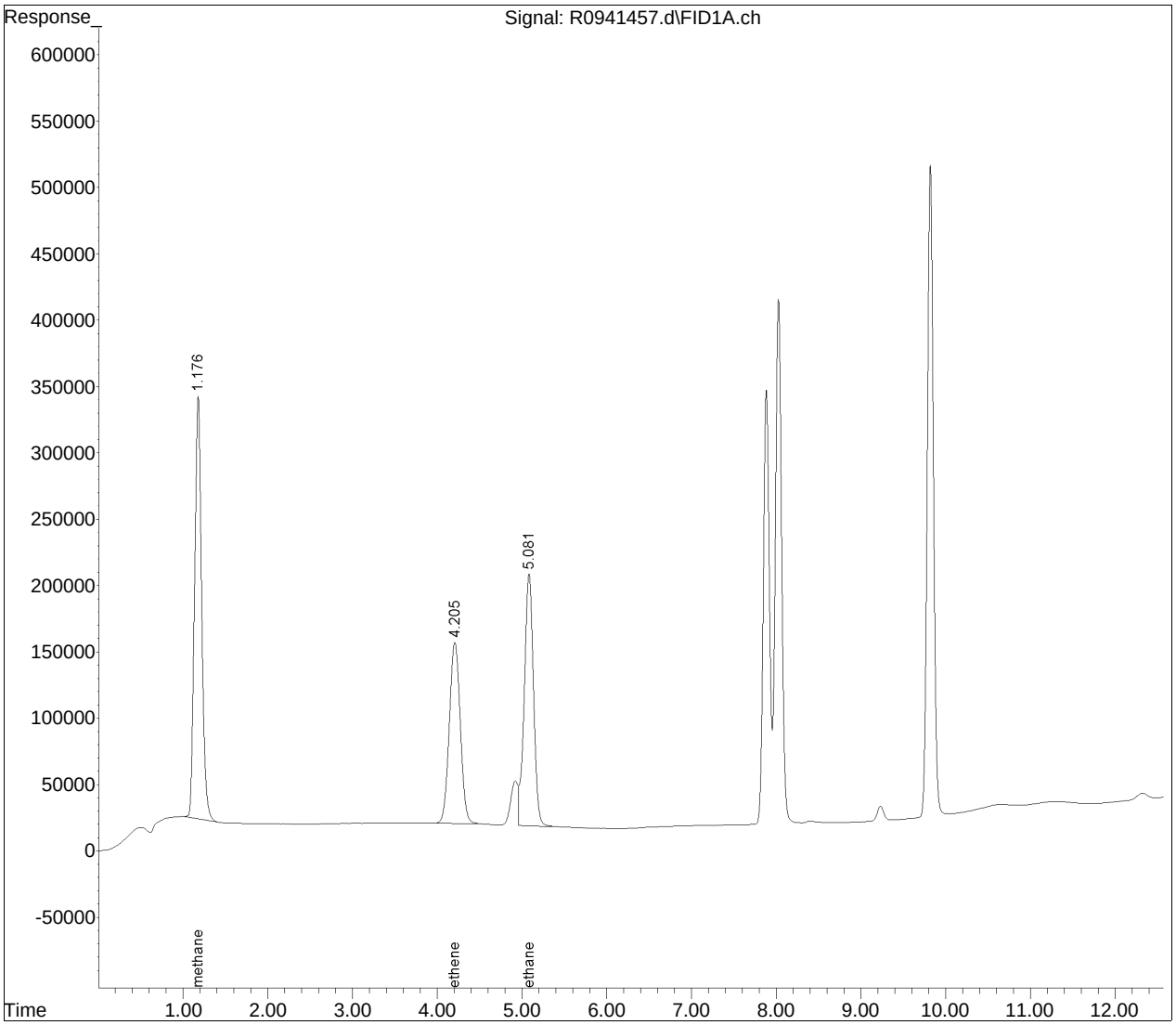

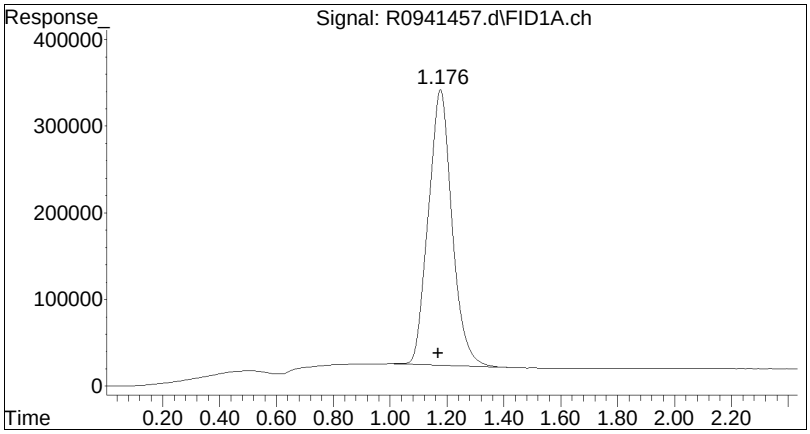

#1 methane

R.T.: 1.176 min
Delta R.T.: 0.006 min
Response: 18412755
Conc: 131.58 ug/L M4

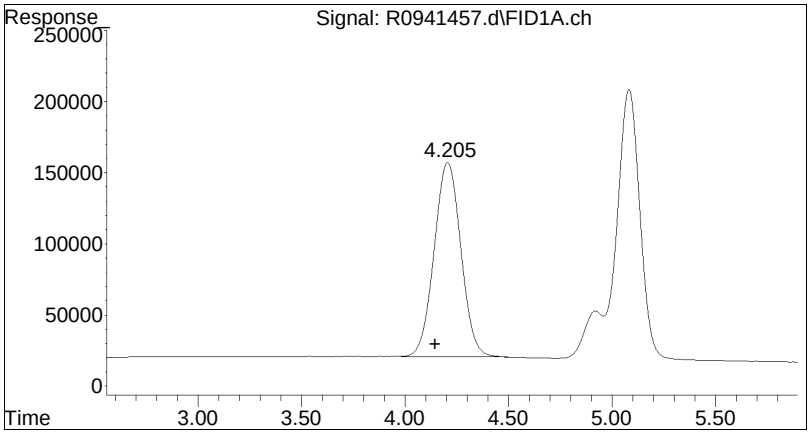

#2 ethene

R.T.:	4.206 min
Delta R.T.:	0.060 min
Response:	12277768
Conc:	86.13 ug/L

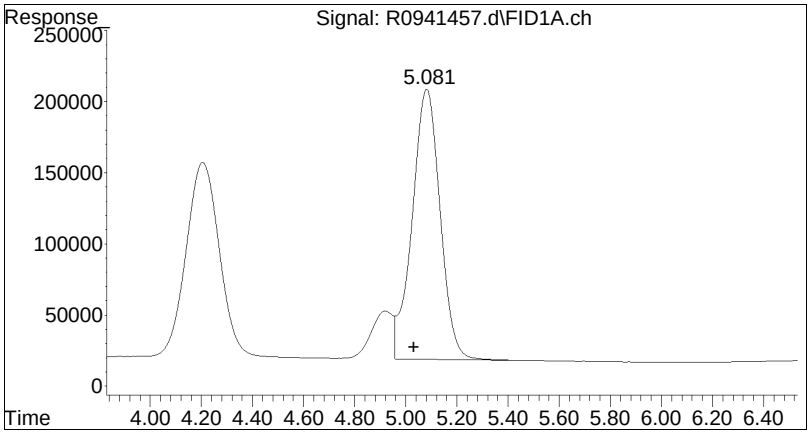

#4 ethane

R.T.:	5.081 min
Delta R.T.:	0.050 min
Response:	14402800
Conc:	91.50 ug/L M6

Manual Integration Report

Data Path : O:\Forensics\Data\airlab9\QMethod : DG9_200511.M
Data File : R0941457.d Operator : AIRLAB9:JT
Date Inj'd : 5/3/2022 6:42 pm Instrument : Airlab9
Sample : WG1633890-4,4,0.5,0.5 Quant Date : 5/4/2022 8:16 am

Compound #1: methane

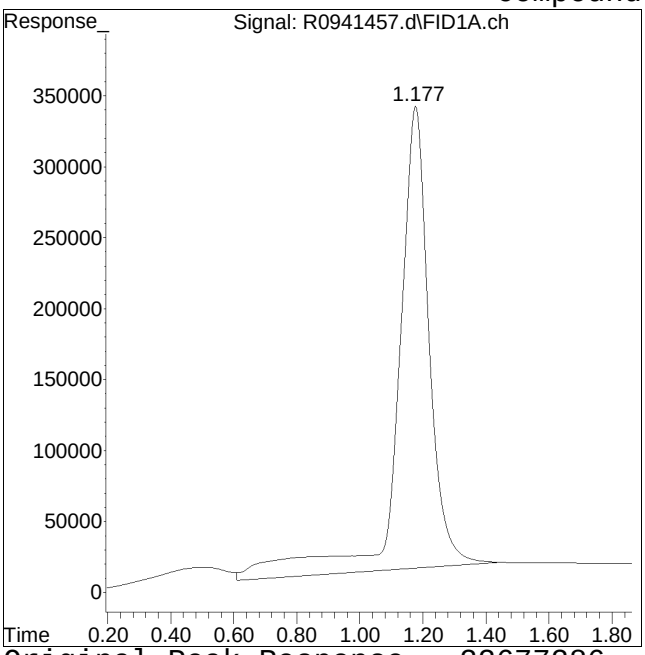

Original Peak Response = 22677286

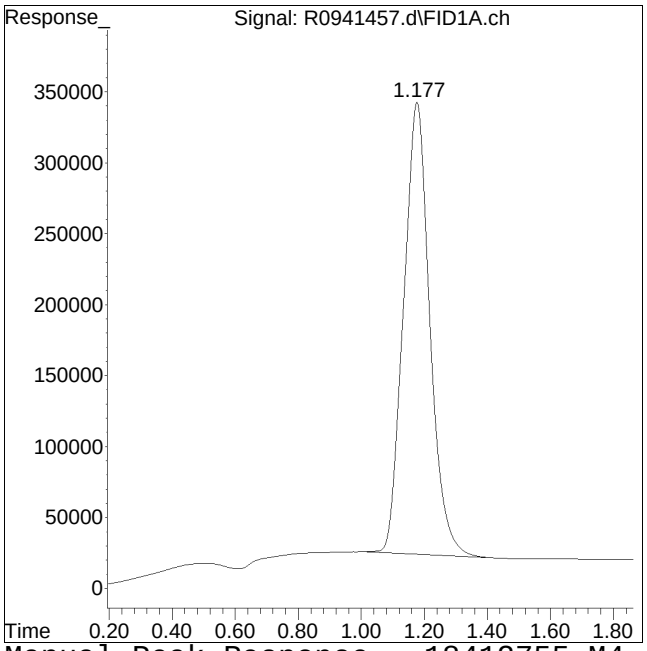

Manual Peak Response = 18412755 M4

M4 = Poor automated baseline construction.

Manual Integration Report

Data Path : O:\Forensics\Data\airlab9\QMethod : DG9_200511.M
Data File : R0941457.d Operator : AIRLAB9:JT
Date Inj'd : 5/3/2022 6:42 pm Instrument : Airlab9
Sample : WG1633890-4,4,0.5,0.5 Quant Date : 5/4/2022 8:16 am

Compound #4: ethane

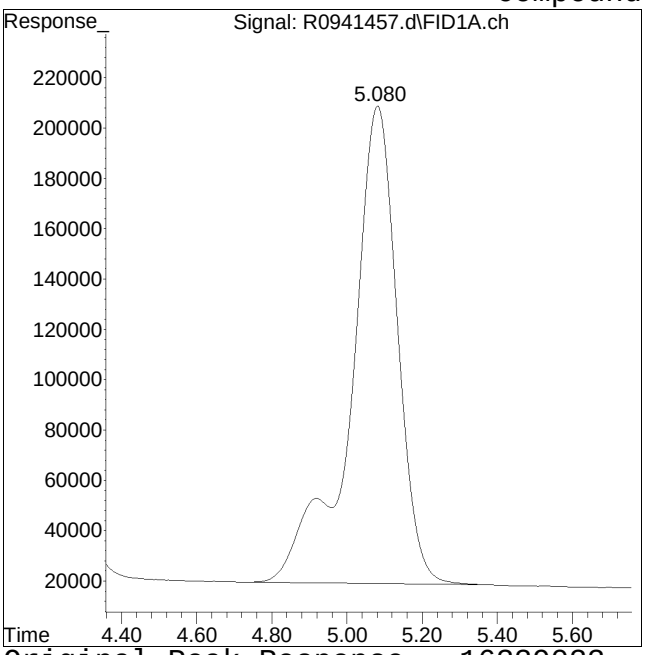

Original Peak Response = 16339033

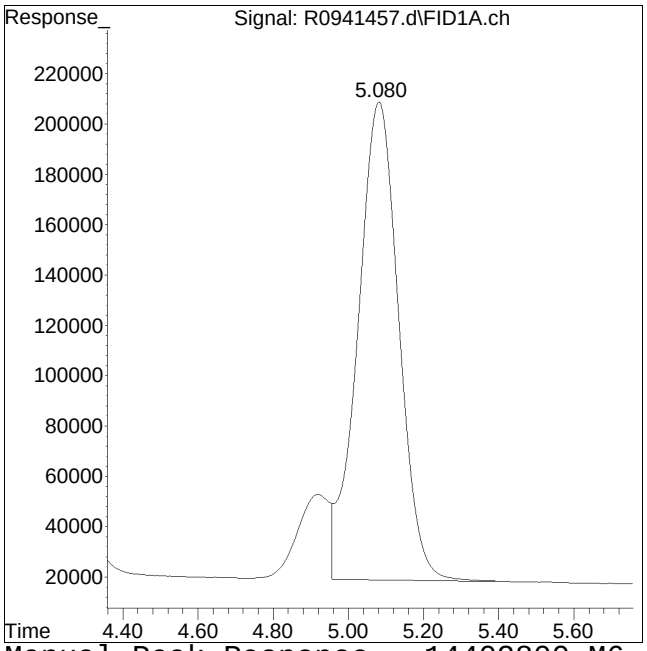

Manual Peak Response = 14402800 M6

M6 = Misassignment of peak valley by automated integration (poor split of 2 peaks).

Calculation of Volatile Organic Compounds in Air

The instrument will calculate the concentration (ppbv). If the sample is diluted (DF), the result is multiplied by the DF to generate the final result.

Result, ppbv = C_s x DF
Where:
C_s = Concentration of sample (ppbv)
DF = Dilution Factor

Calculation of Instrument Dilution Factor

For dilutions, smaller sample volumes (< 250mL) are analyzed. The smallest volume that can be analyzed with accuracy is 10 mL.

Samples that arrive at the laboratory with pressures below -15 inches Hg must be pressurized with zero air to greater than -15 inches Hg. This pressurization results in a dilution factor.

Calculation of Dilution Factor
$DF = V_{cf} / V_{ci}$
Where:
V_{ci} = volume of air in canister prior to pressurization, L
P =

Conversion of ppbv to ug/m^3
ug/m^3 = (ppbv) * MW / 24.47
Where:
24.47 = molar gas constant (g/g-mole)
MW = molecular weight of the compound of interest

Dilution Factor for Pressurization of Subatmospheric Samples: Three Steps

Step 1: Calculate the volume in the canister prior to pressurization (Assume a 2.7 liter canister is used).

Dilution Factor for Pressurization of Subatmospheric Samples: Three Steps

Step 1: Calculate the volume in the canister prior to pressurization (Assume a 2.7 liter canister is used).

$V_{ci} = 2.7 * Pl/14.696$

Step 2: Calculate the volume in the canister after pressurization.

$V_{cf} = 2.7 * PF/14.696$

Step 3: Calculate the dilution factor.

$DF = V_{cf} / V_{ci}$

Where:

V_{ci} = volume of air in canister prior to pressurization, L
PI = pressure reading of canister prior to pressurization (psia)
V_{cf} = volume of air in canister after pressurization, L
PF = pressure reading of canister after pressurization (psia)
DF = dilution factor
14.696 = atmospheric pressure (psia)

ALPHA ANALYTICAL LABORATORIES, INC.

Alpha WORK GROUP REPORT (wk02)

May 04 2022, 03:42 pm

Work Group: WG1633890 for Department: 4 Gas Chromatography

Created: 03-MAY-22 Due: Operator: JT

Sample	Client ID	C	Product	Matrix	Stat	UA	HOLD	DUE	PR	Location
L2222369-01	MW-10	S	DISSGAS	WATER	DONE	U	0512	0504	S0	Vial-B-20
L2222369-02	MW-20	S	DISSGAS	WATER	DONE	U	0512	0504	S0	Vial-B-20
L2222369-03	MW-24I	S	DISSGAS	WATER	DONE	U	0512	0504	S0	Vial-B-20
L2222369-04	MW-D2	S	DISSGAS	WATER	DONE	U	0512	0504	S0	Vial-B-20
L2222369-05	DUP-04282022	S	DISSGAS	WATER	DONE	U	0512	0504	S0	Vial-B-20
L2222369-06	FB-04282022	S	DISSGAS	WATER	DONE	U	0512	0504	S0	Vial-B-20
L2222594-01	MW-25I	S	DISSGAS	WATER	DONE	U	0513	0505	S0	Vial-B-20
L2222594-02	MW-23	S	DISSGAS	WATER	DONE	U	0513	0505	S0	Vial-B-20
L2222594-03	MW-2I	S	DISSGAS	WATER	DONE	U	0513	0505	S0	Vial-B-20
L2222594-04	MW-D2I	S	DISSGAS	WATER	DONE	U	0513	0505	S0	Vial-B-20
WG1633890-1	Continuing Calibrati	S	DISSGAS	WATER	DONE	U				
WG1633890-2	Laboratory Control S	S	DISSGAS	WATER	DONE	U				
WG1633890-3	Laboratory Method Bl	S	DISSGAS	WATER	DONE	U				
WG1633890-4	Matrix Spike	S	DISSGAS	WATER	DONE	U				
WG1633890-5	Matrix Spike Duplica	S	DISSGAS	WATER	DONE	U				
WG1633890-6	Continuing Calibrati	S	DISSGAS	WATER	DONE	U				

Comments:

WG1633890-4	L2222369-01
WG1633890-5	L2222369-01

Alpha Analytical Air Lab
Instrument Run Log

Instrument ID: Airlab9

Date: 05/11/2020_I

Analyst Initials: AW/AR

ICAL LOT #: CSS20-001

LCS LOT #: CSS19-009

EM Voltage: NA

pH LOT#: 10BDH5291

DISSGAS ICAL#: 16682

DISSGAS-CO2 ICAL#: 14290

Position #	Sample ID	Acquisition Method	Data File ID	Misc Info	Comment
1	BLANK	DISSGAS	R0932149	BLANK	
2	IDISSGASSTD01	DISSGAS	R0932150	5X OF STD02	
2	IDISSGASSTD02	DISSGAS	R0932151	350 uL of SS20-016B	
3	IDISSGASSTD03	DISSGAS	R0932152	2X OF STD04	
3	IDISSGASSTD04	DISSGAS	R0932153	125 uL of SS20-016A	
4	IDISSGASSTD05	DISSGAS	R0932154	5X OF STD07	
4	IDISSGASSTD06	DISSGAS	R0932155	2X OF STD07	
4	IDISSGASSTD07	DISSGAS	R0932156	5000 uL of SS20-016A	
5	IDISSGASSTD08	DISSGAS	R0932157	500 uL of CSS18-008	
6	BLANK	DISSGAS	R0932158	BLANK	
7	CDISSGASTD04	DISSGAS	R0932159	125 uL of CSS19-019	

Alpha Analytical Air Lab
Instrument Run Log

Alpha Analytical Air Lab
Instrument Run Log

L Instrument ID: Airlab9

Date: 05/03/22

Analyst Initials: BB

ICAL LOT #: SS21-026A

LCS LOT #: CSS21-013

EM Voltage: NA

pH LOT#: 10BDH3101

DISSGAS ICAL#: 16772

DISSGAS-CO2 ICAL#: 16789

Position #	Sample ID	Acquisition Method	Data File ID	Misc Info	Comment
1	BLANK	DISSGAS-E	R0941444	WG1633890,ICAL16772	BLANK
2	CCAL	DISSGAS	R0941445	WG1633890,ICAL16772	CCAL
3	BLANK	DISSGAS	R0941446	WG1633890,ICAL16772	BLANL
4	L2222369-06,4,0.5,0.5	DISSGAS	R0941447	WG1633890,ICAL16772	pH<2
5	L2222369-01,4,0.5,0.5	DISSGAS	R0941448	WG1633890,ICAL16772	pH<2
6	L2222369-02,4,0.5,0.5	DISSGAS	R0941449	WG1633890,ICAL16772	pH<2
7	L2222369-03,4,0.5,0.5	DISSGAS	R0941450	WG1633890,ICAL16772	pH<2
8	L2222369-04,4,0.5,0.5	DISSGAS	R0941451	WG1633890,ICAL16772	pH<2
9	L2222369-05,4,0.5,0.5	DISSGAS	R0941452	WG1633890,ICAL16772	pH<2
10	L2222594-01,4,0.5,0.5	DISSGAS	R0941453	WG1633890,ICAL16772	pH<2
11	L2222594-02,4,0.5,0.5	DISSGAS	R0941454	WG1633890,ICAL16772	pH<2
12	L2222594-03,4,0.5,0.5	DISSGAS	R0941455	WG1633890,ICAL16772	pH<2
13	L2222594-04,4,0.5,0.5	DISSGAS	R0941456	WG1633890,ICAL16772	pH<2
14	WG1633890-4,4,0.5,0.5	DISSGAS	R0941457	WG1633890,ICAL16772	pH<2
14	WG1633890-5,4,0.5,0.5	DISSGAS	R0941458	WG1633890,ICAL16772	pH<2
15	CCAL	DISSGAS	R0941459	WG1633890,ICAL16772	CCAL
16	CCAL	DISSGAS	R0941460	WG1633890,ICAL16772	CCAL
18					
19					
20					
21					
22					
23					

GC/MS 8260
Analysis

Volatiles QC Summary

Surrogate Recovery Summary
Form 2
Volatiles

Client: Roux Env. Eng. & Geology, DPC
Project Name: PFIZER

Lab Number: L2222369
Project Number: 0047.0044Y047
Matrix: Water

CLIENT ID (LAB SAMPLE NO.)	SMC1 DCA	SMC2 TOL	SMC3 BFB	SMC4 DBFM	TOT OUT
MW-10 (L2222369-01D)	107	100	98	102	0
MW-20 (L2222369-02D2)	106	100	99	100	0
MW-20 (L2222369-02)	108	101	97	103	0
MW-24I (L2222369-03)	107	100	98	102	0
MW-D2 (L2222369-04D2)	107	100	100	102	0
MW-D2 (L2222369-04)	110	101	98	102	0
DUP-04282022 (L2222369-05)	110	100	100	106	0
DUP-04282022 (L2222369-05D2)	107	100	96	102	0
FB-04282022 (L2222369-06)	107	101	99	101	0
TB-04282022 (L2222369-07)	107	101	100	102	0
WG1633355-3LCS	105	102	97	99	0
WG1633355-4LCSD	106	100	97	100	0
WG1633355-5BLANK	106	101	98	102	0
MW-10MS	110	103	99	100	0
MW-10MSD	106	101	96	97	0
WG1633761-3LCS	105	99	99	100	0
WG1633761-4LCSD	106	102	99	98	0
WG1633761-5BLANK	107	100	99	101	0

QC LIMITS

(70-130) DCA = 1,2-DICHLOROETHANE-D4
(70-130) TOL = TOLUENE-D8
(70-130) BFB = 4-BROMOFLUOROBENZENE
(70-130) DBFM = DIBROMOFLUOROMETHANE

*** Values outside of QC limits**

FORM II NYTCL-8260

Laboratory Control Sample Summary
Form 3
Volatiles

Client	: Roux Env. Eng. & Geology, DPC	**Lab Number**	: L2222369
Project Name	: PFIZER	**Project Number**	: 0047.0044Y047
Matrix	: WATER		
LCS Sample ID	: WG1633355-3 **Analysis Date** : 05/01/22 09:19	**File ID**	: VG220501A02
LCSD Sample ID	: WG1633355-4 **Analysis Date** : 05/01/22 09:46	**File ID**	: VG220501A03

	Laboratory Control Sample			Laboratory Control Duplicate					
Parameter	True (ug/l)	Found (ug/l)	%R	True (ug/l)	Found (ug/l)	%R	RPD	Recovery Limits	RPD Limit
Methylene chloride	10	10	100	10	10	100	0	70-130	20
1,1-Dichloroethane	10	10	100	10	10	100	0	70-130	20
Chloroform	10	9.8	98	10	9.6	96	2	70-130	20
Carbon tetrachloride	10	10	100	10	9.8	98	2	63-132	20
Tetrachloroethene	10	10	100	10	9.5	95	5	70-130	20
Chlorobenzene	10	10	100	10	9.6	96	4	75-130	20
1,2-Dichloroethane	10	10	100	10	10	100	0	70-130	20
1,1,1-Trichloroethane	10	10	100	10	9.8	98	2	67-130	20
Benzene	10	10	100	10	9.9	99	1	70-130	20
Toluene	10	10	100	10	9.6	96	4	70-130	20
Ethylbenzene	10	10	100	10	9.6	96	4	70-130	20
Vinyl chloride	10	9.6	96	10	9.6	96	0	55-140	20
1,1-Dichloroethene	10	10	100	10	9.6	96	4	61-145	20
trans-1,2-Dichloroethene	10	10	100	10	9.8	98	2	70-130	20
Trichloroethene	10	9.5	95	10	9.2	92	3	70-130	20
1,2-Dichlorobenzene	10	10	100	10	9.6	96	4	70-130	20
1,3-Dichlorobenzene	10	10	100	10	9.5	95	5	70-130	20
1,4-Dichlorobenzene	10	10	100	10	9.5	95	5	70-130	20
Methyl tert butyl ether	10	9.4	94	10	9.4	94	0	63-130	20
p/m-Xylene	20	20	100	20	19	95	5	70-130	20
o-Xylene	20	20	100	20	19	95	5	70-130	20
cis-1,2-Dichloroethene	10	10	100	10	9.8	98	2	70-130	20
Acetone	10	8.2	82	10	8.1	81	1	58-148	20
2-Butanone	10	8.7	87	10	8.7	87	0	63-138	20
n-Butylbenzene	10	10	100	10	9.3	93	7	53-136	20
sec-Butylbenzene	10	9.9	99	10	9.4	94	5	70-130	20

Laboratory Control Sample Summary
Form 3
Volatiles

Client	: Roux Env. Eng. & Geology, DPC	**Lab Number**	: L2222369
Project Name	: PFIZER	**Project Number**	: 0047.0044Y047
Matrix	: WATER		
LCS Sample ID	: WG1633355-3 **Analysis Date** : 05/01/22 09:19	**File ID**	: VG220501A02
LCSD Sample ID	: WG1633355-4 **Analysis Date** : 05/01/22 09:46	**File ID**	: VG220501A03

	Laboratory Control Sample			Laboratory Control Duplicate					
Parameter	True (ug/l)	Found (ug/l)	%R	True (ug/l)	Found (ug/l)	%R	RPD	Recovery Limits	RPD Limit
tert-Butylbenzene	10	10	100	10	9.3	93	7	70-130	20
n-Propylbenzene	10	10	100	10	9.6	96	4	69-130	20
1,3,5-Trimethylbenzene	10	9.8	98	10	9.3	93	5	64-130	20
1,2,4-Trimethylbenzene	10	9.8	98	10	9.3	93	5	70-130	20
1,4-Dioxane	500	360	72	500	380	76	5	56-162	20

Laboratory Control Sample Summary
Form 3
Volatiles

Client	: Roux Env. Eng. & Geology, DPC	**Lab Number**	: L2222369
Project Name	: PFIZER	**Project Number**	: 0047.0044Y047
Matrix	: WATER		
LCS Sample ID	: WG1633761-3 **Analysis Date** : 05/02/22 09:05	**File ID**	: VG220502A02
LCSD Sample ID	: WG1633761-4 **Analysis Date** : 05/02/22 09:33	**File ID**	: VG220502A03

	Laboratory Control Sample			Laboratory Control Duplicate					
Parameter	True (ug/l)	Found (ug/l)	%R	True (ug/l)	Found (ug/l)	%R	RPD	Recovery Limits	RPD Limit
Methylene chloride	10	11	110	10	10	100	10	70-130	20
1,1-Dichloroethane	10	11	110	10	10	100	10	70-130	20
Chloroform	10	10	100	10	10	100	0	70-130	20
Carbon tetrachloride	10	10	100	10	9.5	95	5	63-132	20
Tetrachloroethene	10	9.4	94	10	9.2	92	2	70-130	20
Chlorobenzene	10	10	100	10	9.8	98	2	75-130	20
1,2-Dichloroethane	10	10	100	10	10	100	0	70-130	20
1,1,1-Trichloroethane	10	10	100	10	9.8	98	2	67-130	20
Benzene	10	10	100	10	9.9	99	1	70-130	20
Toluene	10	10	100	10	9.8	98	2	70-130	20
Ethylbenzene	10	9.8	98	10	9.6	96	2	70-130	20
Vinyl chloride	10	9.9	99	10	9.2	92	7	55-140	20
1,1-Dichloroethene	10	10	100	10	9.3	93	7	61-145	20
trans-1,2-Dichloroethene	10	10	100	10	10	100	0	70-130	20
Trichloroethene	10	9.3	93	10	9.2	92	1	70-130	20
1,2-Dichlorobenzene	10	9.8	98	10	9.6	96	2	70-130	20
1,3-Dichlorobenzene	10	9.8	98	10	9.7	97	1	70-130	20
1,4-Dichlorobenzene	10	9.9	99	10	9.6	96	3	70-130	20
Methyl tert butyl ether	10	9.4	94	10	9.4	94	0	63-130	20
p/m-Xylene	20	20	100	20	20	100	0	70-130	20
o-Xylene	20	20	100	20	19	95	5	70-130	20
cis-1,2-Dichloroethene	10	10	100	10	9.7	97	3	70-130	20
Acetone	10	8.7	87	10	8.7	87	0	58-148	20
2-Butanone	10	8.5	85	10	9.0	90	6	63-138	20
n-Butylbenzene	10	9.5	95	10	9.2	92	3	53-136	20
sec-Butylbenzene	10	9.6	96	10	9.3	93	3	70-130	20

Laboratory Control Sample Summary
Form 3
Volatiles

Client	: Roux Env. Eng. & Geology, DPC	**Lab Number**	: L2222369
Project Name	: PFIZER	**Project Number**	: 0047.0044Y047
Matrix	: WATER		
LCS Sample ID	: WG1633761-3 **Analysis Date** : 05/02/22 09:05	**File ID**	: VG220502A02
LCSD Sample ID	: WG1633761-4 **Analysis Date** : 05/02/22 09:33	**File ID**	: VG220502A03

	Laboratory Control Sample			Laboratory Control Duplicate					
Parameter	True (ug/l)	Found (ug/l)	%R	True (ug/l)	Found (ug/l)	%R	RPD	Recovery Limits	RPD Limit
tert-Butylbenzene	10	9.4	94	10	9.3	93	1	70-130	20
n-Propylbenzene	10	9.9	99	10	9.5	95	4	69-130	20
1,3,5-Trimethylbenzene	10	9.7	97	10	9.4	94	3	64-130	20
1,2,4-Trimethylbenzene	10	9.6	96	10	9.4	94	2	70-130	20
1,4-Dioxane	500	480	96	500	480	96	0	56-162	20

Matrix Spike Sample Summary
Form 3
Volatiles

Client	: Roux Env. Eng. & Geology, DPC	**Lab Number**	: L2222369
Project Name	: PFIZER	**Project Number**	: 0047.0044Y047
Client Sample ID	: MW-10	**Matrix**	: WATER
Lab Sample ID	: L2222369-01	**Analysis Date**	: 05/01/22 15:58
Matrix Spike	: WG1633355-6	**MS Analysis Date**	: 05/01/22 16:25
Matrix Spike Dup	: WG1633355-7	**MSD Analysis Date**	: 05/01/22 16:51

		Matrix Spike Sample			Matrix Spike Duplicate					
Parameter	Sample Conc. (ug/l)	Spike Added (ug/l)	Spike Conc. (ug/l)	%R	Spike Added (ug/l)	Spike Conc. (ug/l)	%R	RPD	Recovery Limits	RPD Limit
Methylene chloride	ND	20	22	110	20	22	110	0	70-130	20
1,1-Dichloroethane	ND	20	22	110	20	23	115	4	70-130	20
Chloroform	ND	20	21	105	20	22	110	5	70-130	20
Carbon tetrachloride	ND	20	22	110	20	22	110	0	63-132	20
Tetrachloroethene	30	20	47	85	20	40	50 Q	16	70-130	20
Chlorobenzene	ND	20	21	105	20	21	105	0	75-130	20
1,2-Dichloroethane	ND	20	22	110	20	21	105	5	70-130	20
1,1,1-Trichloroethane	ND	20	23	115	20	22	110	4	67-130	20
Benzene	ND	20	22	110	20	22	110	0	70-130	20
Toluene	ND	20	22	110	20	21	105	5	70-130	20
Ethylbenzene	ND	20	21	105	20	21	105	0	70-130	20
Vinyl chloride	51	20	66	75	20	60	45 Q	10	55-140	20
1,1-Dichloroethene	0.37J	20	22	110	20	21	105	5	61-145	20
trans-1,2-Dichloroethene	ND	20	22	110	20	22	110	0	70-130	20
Trichloroethene	7.8	20	28	101	20	25	86	11	70-130	20
1,2-Dichlorobenzene	ND	20	21	105	20	20	100	5	70-130	20
1,3-Dichlorobenzene	ND	20	20	100	20	20	100	0	70-130	20
1,4-Dichlorobenzene	ND	20	21	105	20	21	105	0	70-130	20
Methyl tert butyl ether	ND	20	20	100	20	20	100	0	63-130	20
p/m-Xylene	ND	40	42	105	40	42	105	0	70-130	20
o-Xylene	ND	40	41	103	40	41	103	0	70-130	20
cis-1,2-Dichloroethene	230	20	220	0 Q	20	160	0 Q	32 Q	70-130	20

Matrix Spike Sample Summary
Form 3
Volatiles

Client	: Roux Env. Eng. & Geology, DPC	**Lab Number**	: L2222369
Project Name	: PFIZER	**Project Number**	: 0047.0044Y047
Client Sample ID	: MW-10	**Matrix**	: WATER
Lab Sample ID	: L2222369-01	**Analysis Date**	: 05/01/22 15:58
Matrix Spike	: WG1633355-6	**MS Analysis Date**	: 05/01/22 16:25
Matrix Spike Dup	: WG1633355-7	**MSD Analysis Date**	: 05/01/22 16:51

		Matrix Spike Sample			Matrix Spike Duplicate					
Parameter	Sample Conc. (ug/l)	Spike Added (ug/l)	Spike Conc. (ug/l)	%R	Spike Added (ug/l)	Spike Conc. (ug/l)	%R	RPD	Recovery Limits	RPD Limit
Acetone	ND	20	20	100	20	19	95	5	58-148	20
2-Butanone	ND	20	18	90	20	19	95	5	63-138	20
n-Butylbenzene	ND	20	20	100	20	20	100	0	53-136	20
sec-Butylbenzene	ND	20	21	105	20	21	105	0	70-130	20
tert-Butylbenzene	ND	20	20	100	20	20	100	0	70-130	20
n-Propylbenzene	ND	20	21	105	20	21	105	0	69-130	20
1,3,5-Trimethylbenzene	ND	20	20	100	20	20	100	0	64-130	20
1,2,4-Trimethylbenzene	ND	20	20	100	20	20	100	0	70-130	20
1,4-Dioxane	ND	1000	930	93	1000	940	94	1	56-162	20

Method Blank Summary
Form 4
Volatiles

Client	: Roux Env. Eng. & Geology, DPC	**Lab Number**	: L2222369
Project Name	: PFIZER	**Project Number**	: 0047.0044Y047
Lab Sample ID	: WG1633355-5	**Lab File ID**	: VG220501A05
Instrument ID	: GONZO		
Matrix	: WATER	**Analysis Date**	: 05/01/22 10:40

Client Sample No.	Lab Sample ID	Analysis Date
WG1633355-3LCS	WG1633355-3	05/01/22 09:19
WG1633355-4LCSD	WG1633355-4	05/01/22 09:46
FB-04282022	L2222369-06	05/01/22 13:19
TB-04282022	L2222369-07	05/01/22 13:45
DUP-04282022	L2222369-05	05/01/22 14:12
MW-20	L2222369-02	05/01/22 14:39
MW-24I	L2222369-03	05/01/22 15:05
MW-D2	L2222369-04	05/01/22 15:32
MW-10	L2222369-01D	05/01/22 15:58
MW-10MS	WG1633355-6	05/01/22 16:25
MW-10MSD	WG1633355-7	05/01/22 16:51

Method Blank Summary
Form 4
Volatiles

Client	: Roux Env. Eng. & Geology, DPC	**Lab Number**	: L2222369
Project Name	: PFIZER	**Project Number**	: 0047.0044Y047
Lab Sample ID	: WG1633761-5	**Lab File ID**	: VG220502A05
Instrument ID	: GONZO		
Matrix	: WATER	**Analysis Date**	: 05/02/22 10:27

Client Sample No.	Lab Sample ID	Analysis Date
WG1633761-3LCS	WG1633761-3	05/02/22 09:05
WG1633761-4LCSD	WG1633761-4	05/02/22 09:33
MW-20	L2222369-02D2	05/02/22 16:45
MW-D2	L2222369-04D2	05/02/22 17:11
DUP-04282022	L2222369-05D2	05/02/22 17:38

Instrument Performance Check (Tune) Summary
Form 5
Volatiles
Bromofluorobenzene (BFB)

Client	: Roux Env. Eng. & Geology, DPC	**Lab Number**	: L2222369
Project Name	: PFIZER	**Project Number**	: 0047.0044Y047
Instrument ID	: GONZO	**Analysis Date**	: 04/25/22 18:14
Tune Standard	: WG1631147-1	**Tune File ID**	: VG220425NBF4_tune

m/e	Ion Abundance Criteria	%Relative Abundance
50	15.0 - 40.0% of mass 95	22.3
75	30.0 - 60.0% of mass 95	49.3
95	Base Peak, 100% relative abundance	100
96	5.0 - 9.0% of mass 95	7.2
173	Less than 2.0% of mass 174	0.9 (1.1)1
174	Greater than 50.0 of mass 95	84.2
175	5.0 - 9.0% of mass 174	6.4 (7.5)1
176	95.0 - 101% of mass 174	81.5 (96.8)1
177	5.0 - 9.0% of mass 176	5.3 (6.5)2

1-Value is % of mass 174 2-Value is % of mass 176

This Check Applies to the following Samples, MS, MSD, Blanks, and Standards:

Client Sample ID	Lab Sample ID	File ID	Analysis Date/Time
STD0.19PPB	R1557400-1	VG220425N03	04/25/22 19:26
STD0.5PPB	R1557400-3	VG220425N05	04/25/22 20:20
STD2.0PPB	R1557400-2	VG220425N07	04/25/22 21:14
STD10PPB	R1557400-5	VG220425N09	04/25/22 22:07
STD30PPB	R1557400-4	VG220425N10	04/25/22 22:33
STD80PPB	R1557400-7	VG220425N11	04/25/22 22:59
STD120PPB	R1557400-6	VG220425N12	04/25/22 23:26
STD200PPB	R1557400-8	VG220425N13	04/25/22 23:52
ICV Quant Report	R1557400-9	VG220425N20	04/26/22 02:56

Instrument Performance Check (Tune) Summary
Form 5
Volatiles
Bromofluorobenzene (BFB)

Client	: Roux Env. Eng. & Geology, DPC	**Lab Number**	: L2222369
Project Name	: PFIZER	**Project Number**	: 0047.0044Y047
Instrument ID	: GONZO	**Analysis Date**	: 05/01/22 08:32
Tune Standard	: WG1633355-1	**Tune File ID**	: VG220501ABF2_tune

m/e	Ion Abundance Criteria	%Relative Abundance
50	15.0 - 40.0% of mass 95	23.7
75	30.0 - 60.0% of mass 95	50.4
95	Base Peak, 100% relative abundance	100
96	5.0 - 9.0% of mass 95	7.2
173	Less than 2.0% of mass 174	1.3 (1.6)1
174	Greater than 50.0 of mass 95	81.9
175	5.0 - 9.0% of mass 174	6.3 (7.7)1
176	95.0 - 101% of mass 174	81.2 (99.2)1
177	5.0 - 9.0% of mass 176	5.2 (6.4)2

1-Value is % of mass 174 2-Value is % of mass 176

This Check Applies to the following Samples, MS, MSD, Blanks, and Standards:

Client Sample ID	Lab Sample ID	File ID	Analysis Date/Time
WG1633355-2CCAL	WG1633355-2	VG220501A02	05/01/22 09:19
WG1633355-3LCS	WG1633355-3	VG220501A02	05/01/22 09:19
WG1633355-4LCSD	WG1633355-4	VG220501A03	05/01/22 09:46
WG1633355-5BLANK	WG1633355-5	VG220501A05	05/01/22 10:40
FB-04282022	L2222369-06	VG220501A11	05/01/22 13:19
TB-04282022	L2222369-07	VG220501A12	05/01/22 13:45
DUP-04282022	L2222369-05	VG220501A13	05/01/22 14:12
MW-20	L2222369-02	VG220501A14	05/01/22 14:39
MW-24I	L2222369-03	VG220501A15	05/01/22 15:05
MW-D2	L2222369-04	VG220501A16	05/01/22 15:32
MW-10	L2222369-01D	VG220501A17	05/01/22 15:58
WG1633355-6MS	WG1633355-6	VG220501A18	05/01/22 16:25
WG1633355-7MSD	WG1633355-7	VG220501A19	05/01/22 16:51

Instrument Performance Check (Tune) Summary
Form 5
Volatiles
Bromofluorobenzene (BFB)

Client	: Roux Env. Eng. & Geology, DPC	**Lab Number**	: L2222369
Project Name	: PFIZER	**Project Number**	: 0047.0044Y047
Instrument ID	: GONZO	**Analysis Date**	: 05/02/22 08:24
Tune Standard	: WG1633761-1	**Tune File ID**	: VG220502ABF1_tune

m/e	Ion Abundance Criteria	%Relative Abundance
50	15.0 - 40.0% of mass 95	24.2
75	30.0 - 60.0% of mass 95	50.8
95	Base Peak, 100% relative abundance	100
96	5.0 - 9.0% of mass 95	6.7
173	Less than 2.0% of mass 174	1.1 (1.3)1
174	Greater than 50.0 of mass 95	84.6
175	5.0 - 9.0% of mass 174	6.6 (7.8)1
176	95.0 - 101% of mass 174	83.8 (99)1
177	5.0 - 9.0% of mass 176	5.3 (6.3)2

1-Value is % of mass 174 2-Value is % of mass 176

This Check Applies to the following Samples, MS, MSD, Blanks, and Standards:

Client Sample ID	Lab Sample ID	File ID	Analysis Date/Time
WG1633761-2CCAL	WG1633761-2	VG220502A02	05/02/22 09:05
WG1633761-3LCS	WG1633761-3	VG220502A02	05/02/22 09:05
WG1633761-4LCSD	WG1633761-4	VG220502A03	05/02/22 09:33
WG1633761-5BLANK	WG1633761-5	VG220502A05	05/02/22 10:27
MW-20	L2222369-02D2	VG220502A19	05/02/22 16:45
MW-D2	L2222369-04D2	VG220502A20	05/02/22 17:11
DUP-04282022	L2222369-05D2	VG220502A21	05/02/22 17:38

Internal Standard Area and RT Summary
Form 8a
Volatiles

Client	: Roux Env. Eng. & Geology, DPC	**Lab Number**	: L2222369
Project Name	: PFIZER	**Project Number**	: 0047.0044Y047
Instrument ID	: GONZO	**Analysis Date**	: 05/01/22 09:19:00
Sample No	: WG1633355-2	**Lab File ID**	: VG220501A02

	Fluorobenzene (IS)		Chlorobenzene-d5		1,4-Dichlorobenzene-D4	
	Area	RT	Area	RT	Area	RT
WG1633355-2	421642	6.23	332906	9.79	197122	12.44
Upper Limit	843284	6.73	665812	10.29	394244	12.94
Lower Limit	210821	5.73	166453	9.29	98561	11.94
Sample ID						
WG1633355-3 LCS	421642	6.23	332906	9.79	197122	12.44
WG1633355-4 LCSD	431821	6.23	342891	9.79	205104	12.44
WG1633355-5 BLANK	404287	6.23	325777	9.79	188504	12.44
FB-04282022	380563	6.23	308687	9.79	174844	12.44
TB-04282022	380869	6.23	307892	9.79	173495	12.44
DUP-04282022	380386	6.23	307747	9.79	174859	12.44
MW-20	394502	6.23	312194	9.79	178930	12.44
MW-24I	388720	6.23	313479	9.79	174509	12.44
MW-D2	385128	6.23	307930	9.79	175232	12.44
MW-10	392759	6.23	317517	9.79	179637	12.44
MW-10 MS	425029	6.23	330265	9.79	198850	12.44
MW-10 MSD	436893	6.23	341259	9.79	203853	12.44

Area Upper Limit = +100% of internal standard area
Area Lower Limit = - 50% of internal standard area

RT Upper Limit = +0.50 minutes of internal standard RT
RT Lower Limit = -0.50 minutes of internal standard RT

* Values outside of QC limits

Internal Standard Area and RT Summary
Form 8a
Volatiles

Client	: Roux Env. Eng. & Geology, DPC	**Lab Number**	: L2222369
Project Name	: PFIZER	**Project Number**	: 0047.0044Y047
Instrument ID	: GONZO	**Analysis Date**	: 05/02/22 09:05:00
Sample No	: WG1633761-2	**Lab File ID**	: VG220502A02

	Fluorobenzene (IS)		Chlorobenzene-d5		1,4-Dichlorobenzene-D4	
	Area	RT	Area	RT	Area	RT
WG1633761-2	452885	6.23	360000	9.79	211814	12.44
Upper Limit	905770	6.73	720000	10.29	423628	12.94
Lower Limit	226443	5.73	180000	9.29	105907	11.94
Sample ID						
WG1633761-3 LCS	452885	6.23	360000	9.79	211814	12.44
WG1633761-4 LCSD	463611	6.23	363097	9.79	216485	12.44
WG1633761-5 BLANK	428201	6.23	348580	9.79	198610	12.44
MW-20	440482	6.23	351279	9.79	202233	12.44
MW-D2	425883	6.23	345336	9.79	195774	12.44
DUP-04282022	402919	6.23	329806	9.79	194178	12.44

Area Upper Limit = +100% of internal standard area
Area Lower Limit = - 50% of internal standard area

RT Upper Limit = +0.50 minutes of internal standard RT
RT Lower Limit = -0.50 minutes of internal standard RT

* Values outside of QC limits

Volatile Organics - EPA 8260C (WATER)

Holding Time: 14 days
Container / Sample Preservation: 3 - Vial HCl preserved

Analyte	CAS #	RL	MDL	Units	LCS Criteria	LCS RPD	MS Criteria	MS RPD	Duplicate RPD	Surrogate Criteria		
Methylene chloride	75-09-2	3	0.678	ug/l	70-130	20	70-130	20	20			
1,1-Dichloroethane	75-34-3	0.75	0.210	ug/l	70-130	20	70-130	20	20			
Chloroform	67-66-3	0.75	0.222	ug/l	70-130	20	70-130	20	20			
Carbon tetrachloride	56-23-5	0.5	0.134	ug/l	63-132	20	63-132	20	20			
1,2-Dichloropropane	78-87-5	1.75	0.137	ug/l	70-130	20	70-130	20	20			
Dibromochloromethane	124-48-1	0.5	0.149	ug/l	63-130	20	63-130	20	20			
1,1,2-Trichloroethane	79-00-5	0.75	0.144	ug/l	70-130	20	70-130	20	20			
Tetrachloroethene	127-18-4	0.5	0.181	ug/l	70-130	20	70-130	20	20			
Chlorobenzene	108-90-7	0.5	0.178	ug/l	75-130	25	75-130	25	25			
Trichlorofluoromethane	75-69-4	2.5	0.161	ug/l	62-150	20	62-150	20	20			
1,2-Dichloroethane	107-06-2	0.5	0.132	ug/l	70-130	20	70-130	20	20			
1,1,1-Trichloroethane	71-55-6	0.5	0.158	ug/l	67-130	20	67-130	20	20			
Bromodichloromethane	75-27-4	0.5	0.192	ug/l	67-130	20	67-130	20	20			
trans-1,3-Dichloropropene	10061-02-6	0.5	0.164	ug/l	70-130	20	70-130	20	20			
cis-1,3-Dichloropropene	10061-01-5	0.5	0.144	ug/l	70-130	20	70-130	20	20			
1,3-Dichloropropene, Total	542-75-6	0.5	0.144	ug/l				20	20			
1,3-Dichloropropene, Total	542-75-6	0.5	0.144	ug/l				20	20			
1,1-Dichloropropene	563-58-6	2.5	0.240	ug/l	70-130	20	70-130	20	20			
Bromoform	75-25-2	2	0.248	ug/l	54-136	20	54-136	20	20			
1,1,2,2-Tetrachloroethane	79-34-5	0.5	0.167	ug/l	67-130	20	67-130	20	20			
Benzene	71-43-2	0.5	0.159	ug/l	70-130	25	70-130	25	25			
Toluene	108-88-3	0.75	0.203	ug/l	70-130	25	70-130	25	25			
Ethylbenzene	100-41-4	0.5	0.167	ug/l	70-130	20	70-130	20	20			
Chloromethane	74-87-3	2.5	0.200	ug/l	64-130	20	64-130	20	20			
Bromomethane	74-83-9	1	0.256	ug/l	39-139	20	39-139	20	20			
Vinyl chloride	75-01-4	1	0.0714	ug/l	55-140	20	55-140	20	20			
Chloroethane	75-00-3	1	0.134	ug/l	55-138	20	55-138	20	20			
1,1-Dichloroethene	75-35-4	0.5	0.169	ug/l	61-145	25	61-145	25	25			
trans-1,2-Dichloroethene	156-60-5	0.75	0.163	ug/l	70-130	20	70-130	20	20			
1,2-Dichloroethene (total)	540-59-0	0.5	0.163	ug/l				20	20			
1,2-Dichloroethene (total)	540-59-0	0.5	0.163	ug/l				20	20			
Trichloroethene	79-01-6	0.5	0.175	ug/l	70-130	25	70-130	25	25			
1,2-Dichlorobenzene	95-50-1	2.5	0.184	ug/l	70-130	20	70-130	20	20			
1,3-Dichlorobenzene	541-73-1	2.5	0.186	ug/l	70-130	20	70-130	20	20			
1,4-Dichlorobenzene	106-46-7	2.5	0.187	ug/l	70-130	20	70-130	20	20			
Methyl tert butyl ether	1634-04-4	1	0.166	ug/l	63-130	20	63-130	20	20			
p/m-Xylene	179601-23-1	1	0.332	ug/l	70-130	20	70-130	20	20			
o-Xylene	95-47-6	1	0.392	ug/l	70-130	20	70-130	20	20			
Xylene (Total)	1330-20-7	1	0.330	ug/l				20	20			
Xylene (Total)	1330-20-7	1	0.330	ug/l				20	20			
cis-1,2-Dichloroethene	156-59-2	0.5	0.187	ug/l	70-130	20	70-130	20	20			
Dibromomethane	74-95-3	5	0.363	ug/l	70-130	20	70-130	20	20			

Please Note that the RL information provided in this table is calculated using a 100% Solids factor. ***(Soil/Solids only)***
Please Note that the information provided in this table is subject to change at anytime at the discretion of Alpha Analytical, Inc.

Volatile Organics - EPA 8260C (WATER)

Holding Time: 14 days
Container / Sample Preservation: 3 - Vial HCl preserved

Analyte	CAS #	RL	MDL	Units	LCS Criteria	LCS RPD	MS Criteria	MS RPD	Duplicate RPD	Surrogate Criteria		
1,4-Dichlorobutane	110-56-5	5	0.464	ug/l	70-130	20	70-130	20	20			
1,2,3-Trichloropropane	96-18-4	5	0.176	ug/l	64-130	20	64-130	20	20			
Styrene	100-42-5	1	0.359	ug/l	70-130	20	70-130	20	20			
Dichlorodifluoromethane	75-71-8	5	0.244	ug/l	36-147	20	36-147	20	20			
Acetone	67-64-1	5	1.46	ug/l	58-148	20	58-148	20	20			
Carbon disulfide	75-15-0	5	0.299	ug/l	51-130	20	51-130	20	20			
2-Butanone	78-93-3	5	1.94	ug/l	63-138	20	63-138	20	20			
Vinyl acetate	108-05-4	5	0.311	ug/l	70-130	20	70-130	20	20			
4-Methyl-2-pentanone	108-10-1	5	0.416	ug/l	59-130	20	59-130	20	20			
2-Hexanone	591-78-6	5	0.515	ug/l	57-130	20	57-130	20	20			
Ethyl methacrylate	97-63-2	5	0.606	ug/l	70-130	20	70-130	20	20			
Acrylonitrile	107-13-1	5	0.430	ug/l	70-130	20	70-130	20	20			
Bromochloromethane	74-97-5	2.5	0.152	ug/l	70-130	20	70-130	20	20			
Tetrahydrofuran	109-99-9	5	0.525	ug/l	58-130	20	58-130	20	20			
2,2-Dichloropropane	594-20-7	2.5	0.204	ug/l	63-133	20	63-133	20	20			
1,2-Dibromoethane	106-93-4	2	0.193	ug/l	70-130	20	70-130	20	20			
1,3-Dichloropropane	142-28-9	2.5	0.212	ug/l	70-130	20	70-130	20	20			
1,1,1,2-Tetrachloroethane	630-20-6	0.5	0.164	ug/l	64-130	20	64-130	20	20			
Bromobenzene	108-86-1	2.5	0.152	ug/l	70-130	20	70-130	20	20			
n-Butylbenzene	104-51-8	0.5	0.192	ug/l	53-136	20	53-136	20	20			
sec-Butylbenzene	135-98-8	0.5	0.181	ug/l	70-130	20	70-130	20	20			
tert-Butylbenzene	98-06-6	2.5	0.196	ug/l	70-130	20	70-130	20	20			
o-Chlorotoluene	95-49-8	2.5	0.215	ug/l	70-130	20	70-130	20	20			
p-Chlorotoluene	106-43-4	2.5	0.185	ug/l	70-130	20	70-130	20	20			
1,2-Dibromo-3-chloropropane	96-12-8	2.5	0.353	ug/l	41-144	20	41-144	20	20			
Hexachlorobutadiene	87-68-3	0.5	0.217	ug/l	63-130	20	63-130	20	20			
Isopropylbenzene	98-82-8	0.5	0.187	ug/l	70-130	20	70-130	20	20			
p-Isopropyltoluene	99-87-6	0.5	0.188	ug/l	70-130	20	70-130	20	20			
Naphthalene	91-20-3	2.5	0.216	ug/l	70-130	20	70-130	20	20			
n-Propylbenzene	103-65-1	0.5	0.173	ug/l	69-130	20	69-130	20	20			
1,2,3-Trichlorobenzene	87-61-6	2.5	0.234	ug/l	70-130	20	70-130	20	20			
1,2,4-Trichlorobenzene	120-82-1	2.5	0.220	ug/l	70-130	20	70-130	20	20			
1,3,5-Trimethylbenzene	108-67-8	2.5	0.217	ug/l	64-130	20	64-130	20	20			
1,3,5-Trichlorobenzene	108-70-3	2	0.141	ug/l	70-130	20	70-130	20	20			
1,2,4-Trimethylbenzene	95-63-6	2.5	0.191	ug/l	70-130	20	70-130	20	20			
trans-1,4-Dichloro-2-butene	110-57-6	2.5	0.213	ug/l	70-130	20	70-130	20	20			
Ethyl ether	60-29-7	2.5	0.163	ug/l	59-134	20	59-134	20	20			
Methyl Acetate	79-20-9	10	0.234	ug/l	70-130	20	70-130	20	20			
Ethyl Acetate	141-78-6	10	0.716	ug/l	70-130	20	70-130	20	20			
Isopropyl Ether	108-20-3	2	0.425	ug/l	70-130	20	70-130	20	20			
Cyclohexane	110-82-7	10	0.271	ug/l	70-130	20	70-130	20	20			
Ethyl-Tert-Butyl-Ether	637-92-3	2	0.179	ug/l	70-130	20	70-130	20	20			

Please Note that the RL information provided in this table is calculated using a 100% Solids factor. ***(Soil/Solids only)***
Please Note that the information provided in this table is subject to change at anytime at the discretion of Alpha Analytical, Inc.

Volatile Organics - EPA 8260C (WATER)

Holding Time: 14 days
Container / Sample Preservation: 3 - Vial HCl preserved

Analyte	CAS #	RL	MDL	Units	LCS Criteria	LCS RPD	MS Criteria	MS RPD	Duplicate RPD	Surrogate Criteria		
Tertiary-Amyl Methyl Ether	994-05-8	2	0.278	ug/l	66-130	20	66-130	20	20			
1,4-Dioxane	123-91-1	250	60.8	ug/l	56-162	20	56-162	20	20			
1,1,2-Trichloro-1,2,2-Trifluoroethane	76-13-1	10	0.148	ug/l	70-130	20	70-130	20	20			
Methyl cyclohexane	108-87-2	10	0.396	ug/l	70-130	20	70-130	20	20			
1,4-Diethylbenzene	105-05-5	2	0.392	ug/l	70-130	20	70-130	20	20			
4-Ethyltoluene	622-96-8	2	0.340	ug/l	70-130	20	70-130	20	20			
1,2,4,5-Tetramethylbenzene	95-93-2	2	0.542	ug/l	70-130	20	70-130	20	20			
1,2-Dichloroethane-d4	*17060-07-0*									*70-130*		
Toluene-d8	*2037-26-5*									*70-130*		
4-Bromofluorobenzene	*460-00-4*									*70-130*		
Dibromofluoromethane	*1868-53-7*									*70-130*		

Please Note that the RL information provided in this table is calculated using a 100% Solids factor. ***(Soil/Solids only)***
Please Note that the information provided in this table is subject to change at anytime at the discretion of Alpha Analytical, Inc.

Volatile Organics - EPA 8260C (SOIL-LOW)

Holding Time: 14 days
Container / Sample Preservation: 1 - Vial Large Septa unpreserved (4oz)

Analyte	CAS #	RL	MDL	Units	LCS Criteria	LCS RPD	MS Criteria	MS RPD	Duplicate RPD	Surrogate Criteria		
Methylene chloride	75-09-2	5	2.29	ug/kg	70-130	30	70-130	30	30			
1,1-Dichloroethane	75-34-3	1	0.145	ug/kg	70-130	30	70-130	30	30			
Chloroform	67-66-3	1.5	0.140	ug/kg	70-130	30	70-130	30	30			
Carbon tetrachloride	56-23-5	1	0.230	ug/kg	70-130	30	70-130	30	30			
1,2-Dichloropropane	78-87-5	1	0.125	ug/kg	70-130	30	70-130	30	30			
Dibromochloromethane	124-48-1	1	0.140	ug/kg	70-130	30	70-130	30	30			
1,1,2-Trichloroethane	79-00-5	1	0.267	ug/kg	70-130	30	70-130	30	30			
Tetrachloroethene	127-18-4	0.5	0.196	ug/kg	70-130	30	70-130	30	30			
Chlorobenzene	108-90-7	0.5	0.127	ug/kg	70-130	30	70-130	30	30			
Trichlorofluoromethane	75-69-4	4	0.695	ug/kg	70-139	30	70-139	30	30			
1,2-Dichloroethane	107-06-2	1	0.257	ug/kg	70-130	30	70-130	30	30			
1,1,1-Trichloroethane	71-55-6	0.5	0.167	ug/kg	70-130	30	70-130	30	30			
Bromodichloromethane	75-27-4	0.5	0.109	ug/kg	70-130	30	70-130	30	30			
trans-1,3-Dichloropropene	10061-02-6	1	0.273	ug/kg	70-130	30	70-130	30	30			
cis-1,3-Dichloropropene	10061-01-5	0.5	0.158	ug/kg	70-130	30	70-130	30	30			
1,3-Dichloropropene, Total	542-75-6	0.5	0.158	ug/kg				30	30			
1,3-Dichloropropene, Total	542-75-6	0.5	0.158	ug/kg				30	30			
1,1-Dichloropropene	563-58-6	0.5	0.159	ug/kg	70-130	30	70-130	30	30			
Bromoform	75-25-2	4	0.246	ug/kg	70-130	30	70-130	30	30			
1,1,2,2-Tetrachloroethane	79-34-5	0.5	0.166	ug/kg	70-130	30	70-130	30	30			
Benzene	71-43-2	0.5	0.166	ug/kg	70-130	30	70-130	30	30			
Toluene	108-88-3	1	0.543	ug/kg	70-130	30	70-130	30	30			
Ethylbenzene	100-41-4	1	0.141	ug/kg	70-130	30	70-130	30	30			
Chloromethane	74-87-3	4	0.932	ug/kg	52-130	30	52-130	30	30			
Bromomethane	74-83-9	2	0.581	ug/kg	57-147	30	57-147	30	30			
Vinyl chloride	75-01-4	1	0.335	ug/kg	67-130	30	67-130	30	30			
Chloroethane	75-00-3	2	0.452	ug/kg	50-151	30	50-151	30	30			
1,1-Dichloroethene	75-35-4	1	0.238	ug/kg	65-135	30	65-135	30	30			
trans-1,2-Dichloroethene	156-60-5	1.5	0.137	ug/kg	70-130	30	70-130	30	30			
Trichloroethene	79-01-6	0.5	0.137	ug/kg	70-130	30	70-130	30	30			
1,2-Dichlorobenzene	95-50-1	2	0.144	ug/kg	70-130	30	70-130	30	30			
1,3-Dichlorobenzene	541-73-1	2	0.148	ug/kg	70-130	30	70-130	30	30			
1,4-Dichlorobenzene	106-46-7	2	0.171	ug/kg	70-130	30	70-130	30	30			
Methyl tert butyl ether	1634-04-4	2	0.201	ug/kg	66-130	30	66-130	30	30			
p/m-Xylene	179601-23-1	2	0.560	ug/kg	70-130	30	70-130	30	30			
o-Xylene	95-47-6	1	0.291	ug/kg	70-130	30	70-130	30	30			
Xylene (Total)	1330-20-7	1	0.291	ug/kg				30	30			
Xylene (Total)	1330-20-7	1	0.291	ug/kg				30	30			
cis-1,2-Dichloroethene	156-59-2	1	0.175	ug/kg	70-130	30	70-130	30	30			
1,2-Dichloroethene (total)	540-59-0	1	0.137	ug/kg				30	30			
1,2-Dichloroethene (total)	540-59-0	1	0.137	ug/kg				30	30			
Dibromomethane	74-95-3	2	0.238	ug/kg	70-130	30	70-130	30	30			

Please Note that the RL information provided in this table is calculated using a 100% Solids factor. (Soil/Solids only)
Please Note that the information provided in this table is subject to change at anytime at the discretion of Alpha Analytical, Inc.

Volatile Organics - EPA 8260C (SOIL-LOW)

Holding Time: 14 days
Container / Sample Preservation: 1 - Vial Large Septa unpreserved (4oz)

Analyte	CAS #	RL	MDL	Units	LCS Criteria	LCS RPD	MS Criteria	MS RPD	Duplicate RPD	Surrogate Criteria		
1,4-Dichlorobutane	110-56-5	10	0.226	ug/kg	70-130	30	70-130	30	30			
1,2,3-Trichloropropane	96-18-4	2	0.127	ug/kg	68-130	30	68-130	30	30			
Styrene	100-42-5	1	0.196	ug/kg	70-130	30	70-130	30	30			
Dichlorodifluoromethane	75-71-8	10	0.915	ug/kg	30-146	30	30-146	30	30			
Acetone	67-64-1	10	4.81	ug/kg	54-140	30	54-140	30	30			
Carbon disulfide	75-15-0	10	4.55	ug/kg	59-130	30	59-130	30	30			
2-Butanone	78-93-3	10	2.22	ug/kg	70-130	30	70-130	30	30			
Vinyl acetate	108-05-4	10	2.15	ug/kg	70-130	30	70-130	30	30			
4-Methyl-2-pentanone	108-10-1	10	1.28	ug/kg	70-130	30	70-130	30	30			
2-Hexanone	591-78-6	10	1.18	ug/kg	70-130	30	70-130	30	30			
Ethyl methacrylate	97-63-2	10	1.58	ug/kg	70-130	30	70-130	30	30			
Acrylonitrile	107-13-1	4	1.15	ug/kg	70-130	30	70-130	30	30			
Bromochloromethane	74-97-5	2	0.205	ug/kg	70-130	30	70-130	30	30			
Tetrahydrofuran	109-99-9	4	1.59	ug/kg	66-130	30	66-130	30	30			
2,2-Dichloropropane	594-20-7	2	0.202	ug/kg	70-130	30	70-130	30	30			
1,2-Dibromoethane	106-93-4	1	0.279	ug/kg	70-130	30	70-130	30	30			
1,3-Dichloropropane	142-28-9	2	0.167	ug/kg	69-130	30	69-130	30	30			
1,1,1,2-Tetrachloroethane	630-20-6	0.5	0.132	ug/kg	70-130	30	70-130	30	30			
Bromobenzene	108-86-1	2	0.145	ug/kg	70-130	30	70-130	30	30			
n-Butylbenzene	104-51-8	1	0.167	ug/kg	70-130	30	70-130	30	30			
sec-Butylbenzene	135-98-8	1	0.146	ug/kg	70-130	30	70-130	30	30			
tert-Butylbenzene	98-06-6	2	0.118	ug/kg	70-130	30	70-130	30	30			
1,3,5-Trichlorobenzene	108-70-3	2	0.173	ug/kg	70-139	30	70-130	30	30			
o-Chlorotoluene	95-49-8	2	0.191	ug/kg	70-130	30	70-130	30	30			
p-Chlorotoluene	106-43-4	2	0.108	ug/kg	70-130	30	70-130	30	30			
1,2-Dibromo-3-chloropropane	96-12-8	3	0.998	ug/kg	68-130	30	68-130	30	30			
Hexachlorobutadiene	87-68-3	4	0.169	ug/kg	67-130	30	67-130	30	30			
Isopropylbenzene	98-82-8	1	0.109	ug/kg	70-130	30	70-130	30	30			
p-Isopropyltoluene	99-87-6	1	0.109	ug/kg	70-130	30	70-130	30	30			
Naphthalene	91-20-3	4	0.650	ug/kg	70-130	30	70-130	30	30			
n-Propylbenzene	103-65-1	1	0.171	ug/kg	70-130	30	70-130	30	30			
1,2,3-Trichlorobenzene	87-61-6	2	0.322	ug/kg	70-130	30	70-130	30	30			
1,2,4-Trichlorobenzene	120-82-1	2	0.272	ug/kg	70-130	30	70-130	30	30			
1,3,5-Trimethylbenzene	108-67-8	2	0.193	ug/kg	70-130	30	70-130	30	30			
1,2,4-Trimethylbenzene	95-63-6	2	0.334	ug/kg	70-130	30	70-130	30	30			
trans-1,4-Dichloro-2-butene	110-57-6	5	1.42	ug/kg	70-130	30	70-130	30	30			
iso-Propyl Alcohol	67-63-0	100	100	ug/kg	70-130	20	70-130	20	20			
Ethyl ether	60-29-7	2	0.341	ug/kg	67-130	30	67-130	30	30			
Methyl Acetate	79-20-9	4	0.950	ug/kg	65-130	30	65-130	30	30			
Ethyl Acetate	141-78-6	10	1.21	ug/kg	70-130	30	70-130	30	30			
Isopropyl Ether	108-20-3	2	0.213	ug/kg	66-130	30	66-130	30	30			
Cyclohexane	110-82-7	10	0.544	ug/kg	70-130	30	70-130	30	30			

Please Note that the RL information provided in this table is calculated using a 100% Solids factor. (Soil/Solids only)
Please Note that the information provided in this table is subject to change at anytime at the discretion of Alpha Analytical, Inc.

Volatile Organics - EPA 8260C (SOIL-LOW)

Holding Time: 14 days
Container/Sample Preservation: 1 - Vial Large Septa unpreserved (4oz)

Analyte	CAS #	RL	MDL	Units	LCS Criteria	LCS RPD	MS Criteria	MS RPD	Duplicate RPD	Surrogate Criteria		
Ethyl-Tert-Butyl-Ether	637-92-3	2	0.128	ug/kg	70-130	30	70-130	30	30			
Tertiary-Amyl Methyl Ether	994-05-8	2	0.176	ug/kg	70-130	30	70-130	30	30			
1,4-Dioxane	123-91-1	100	35.1	ug/kg	65-136	30	65-136	30	30			
1,1,2-Trichloro-1,2,2-Trifluoroethane	76-13-1	4	0.693	ug/kg	70-130	30	70-130	30	30			
1,2-Dichloroethane-d4	*17060-07-0*									*70-130*		
Toluene-d8	*2037-26-5*									*70-130*		
4-Bromofluorobenzene	*460-00-4*									*70-130*		
Dibromofluoromethane	*1868-53-7*									*70-130*		

Please Note that the RL information provided in this table is calculated using a 100% Solids factor. (Soil/Solids only)
Please Note that the information provided in this table is subject to change at anytime at the discretion of Alpha Analytical, Inc.

Date Created: 06/19/18
Created By: Jason Hebert
File: PM5048-1
Page: 1

Volatile Organics - EPA 8260C (SOIL-HIGH)

Holding Time: 14 days
Container/Sample Preservation: 1 - Vial Large Septa unpreserved (4oz)

Analyte	CAS #	RL	MDL	Units	LCS Criteria	LCS RPD	MS Criteria	MS RPD	Duplicate RPD	Surrogate Criteria		
Methylene chloride	75-09-2	250	115	ug/kg	70-130	30	70-130	30	30			
1,1-Dichloroethane	75-34-3	50	7.25	ug/kg	70-130	30	70-130	30	30			
Chloroform	67-66-3	75	7.00	ug/kg	70-130	30	70-130	30	30			
Carbon tetrachloride	56-23-5	50	11.5	ug/kg	70-130	30	70-130	30	30			
1,2-Dichloropropane	78-87-5	50	6.25	ug/kg	70-130	30	70-130	30	30			
Dibromochloromethane	124-48-1	50	7.00	ug/kg	70-130	30	70-130	30	30			
1,1,2-Trichloroethane	79-00-5	50	13.4	ug/kg	70-130	30	70-130	30	30			
Tetrachloroethene	127-18-4	25	9.80	ug/kg	70-130	30	70-130	30	30			
Chlorobenzene	108-90-7	25	6.35	ug/kg	70-130	30	70-130	30	30			
Trichlorofluoromethane	75-69-4	200	34.8	ug/kg	70-139	30	70-139	30	30			
1,2-Dichloroethane	107-06-2	50	12.9	ug/kg	70-130	30	70-130	30	30			
1,1,1-Trichloroethane	71-55-6	25	8.35	ug/kg	70-130	30	70-130	30	30			
Bromodichloromethane	75-27-4	25	5.45	ug/kg	70-130	30	70-130	30	30			
trans-1,3-Dichloropropene	10061-02-6	50	13.7	ug/kg	70-130	30	70-130	30	30			
cis-1,3-Dichloropropene	10061-01-5	25	7.90	ug/kg	70-130	30	70-130	30	30			
1,3-Dichloropropene, Total	542-75-6	25	7.90	ug/kg				30	30			
1,3-Dichloropropene, Total	542-75-6	25	7.90	ug/kg				30	30			
1,1-Dichloropropene	563-58-6	25	7.95	ug/kg	70-130	30	70-130	30	30			
Bromoform	75-25-2	200	12.3	ug/kg	70-130	30	70-130	30	30			
1,1,2,2-Tetrachloroethane	79-34-5	25	8.30	ug/kg	70-130	30	70-130	30	30			
Benzene	71-43-2	25	8.30	ug/kg	70-130	30	70-130	30	30			
Toluene	108-88-3	50	27.2	ug/kg	70-130	30	70-130	30	30			
Ethylbenzene	100-41-4	50	7.05	ug/kg	70-130	30	70-130	30	30			
Chloromethane	74-87-3	200	46.6	ug/kg	52-130	30	52-130	30	30			
Bromomethane	74-83-9	100	29.1	ug/kg	57-147	30	57-147	30	30			
Vinyl chloride	75-01-4	50	16.8	ug/kg	67-130	30	67-130	30	30			
Chloroethane	75-00-3	100	22.6	ug/kg	50-151	30	50-151	30	30			
1,1-Dichloroethene	75-35-4	50	11.9	ug/kg	65-135	30	65-135	30	30			
trans-1,2-Dichloroethene	156-60-5	75	6.85	ug/kg	70-130	30	70-130	30	30			
Trichloroethene	79-01-6	25	6.85	ug/kg	70-130	30	70-130	30	30			
1,2-Dichlorobenzene	95-50-1	100	7.20	ug/kg	70-130	30	70-130	30	30			
1,3-Dichlorobenzene	541-73-1	100	7.40	ug/kg	70-130	30	70-130	30	30			
1,4-Dichlorobenzene	106-46-7	100	8.55	ug/kg	70-130	30	70-130	30	30			
Methyl tert butyl ether	1634-04-4	100	10.1	ug/kg	66-130	30	66-130	30	30			
p/m-Xylene	179601-23-1	100	28.0	ug/kg	70-130	30	70-130	30	30			
o-Xylene	95-47-6	50	14.6	ug/kg	70-130	30	70-130	30	30			
Xylene (Total)	1330-20-7	50	14.6	ug/kg				30	30			
Xylene (Total)	1330-20-7	50	14.6	ug/kg				30	30			
cis-1,2-Dichloroethene	156-59-2	50	8.75	ug/kg	70-130	30	70-130	30	30			
1,2-Dichloroethene (total)	540-59-0	50	6.85	ug/kg				30	30			
1,2-Dichloroethene (total)	540-59-0	50	6.85	ug/kg				30	30			
Dibromomethane	74-95-3	100	11.9	ug/kg	70-130	30	70-130	30	30			

Please Note that the RL information provided in this table is calculated using a 100% Solids factor. (Soil/Solids only)
Please Note that the information provided in this table is subject to change at anytime at the discretion of Alpha Analytical, Inc.

Volatile Organics - EPA 8260C (SOIL-HIGH)

Holding Time: 14 days
Container / Sample Preservation: 1 - Vial Large Septa unpreserved (4oz)

Analyte	CAS #	RL	MDL	Units	LCS Criteria	LCS RPD	MS Criteria	MS RPD	Duplicate RPD	Surrogate Criteria		
1,4-Dichlorobutane	110-56-5	500	11.3	ug/kg	70-130	30	70-130	30	30			
1,2,3-Trichloropropane	96-18-4	100	6.35	ug/kg	68-130	30	68-130	30	30			
Styrene	100-42-5	50	9.80	ug/kg	70-130	30	70-130	30	30			
Dichlorodifluoromethane	75-71-8	500	45.8	ug/kg	30-146	30	30-146	30	30			
Acetone	67-64-1	500	241	ug/kg	54-140	30	54-140	30	30			
Carbon disulfide	75-15-0	500	228	ug/kg	59-130	30	59-130	30	30			
2-Butanone	78-93-3	500	111	ug/kg	70-130	30	70-130	30	30			
Vinyl acetate	108-05-4	500	108	ug/kg	70-130	30	70-130	30	30			
4-Methyl-2-pentanone	108-10-1	500	64.0	ug/kg	70-130	30	70-130	30	30			
2-Hexanone	591-78-6	500	59.0	ug/kg	70-130	30	70-130	30	30			
Ethyl methacrylate	97-63-2	500	79.0	ug/kg	70-130	30	70-130	30	30			
Acrylonitrile	107-13-1	200	57.5	ug/kg	70-130	30	70-130	30	30			
Bromochloromethane	74-97-5	100	10.3	ug/kg	70-130	30	70-130	30	30			
Tetrahydrofuran	109-99-9	200	79.5	ug/kg	66-130	30	66-130	30	30			
2,2-Dichloropropane	594-20-7	100	10.1	ug/kg	70-130	30	70-130	30	30			
1,2-Dibromoethane	106-93-4	50	14.0	ug/kg	70-130	30	70-130	30	30			
1,3-Dichloropropane	142-28-9	100	8.35	ug/kg	69-130	30	69-130	30	30			
1,1,1,2-Tetrachloroethane	630-20-6	25	6.60	ug/kg	70-130	30	70-130	30	30			
Bromobenzene	108-86-1	100	7.25	ug/kg	70-130	30	70-130	30	30			
n-Butylbenzene	104-51-8	50	8.35	ug/kg	70-130	30	70-130	30	30			
sec-Butylbenzene	135-98-8	50	7.30	ug/kg	70-130	30	70-130	30	30			
tert-Butylbenzene	98-06-6	100	5.90	ug/kg	70-130	30	70-130	30	30			
1,3,5-Trichlorobenzene	108-70-3	100	8.65	ug/kg	70-139	30	70-130	30	30			
o-Chlorotoluene	95-49-8	100	9.55	ug/kg	70-130	30	70-130	30	30			
p-Chlorotoluene	106-43-4	100	5.40	ug/kg	70-130	30	70-130	30	30			
1,2-Dibromo-3-chloropropane	96-12-8	150	49.9	ug/kg	68-130	30	68-130	30	30			
Hexachlorobutadiene	87-68-3	200	8.45	ug/kg	67-130	30	67-130	30	30			
Isopropylbenzene	98-82-8	50	5.45	ug/kg	70-130	30	70-130	30	30			
p-Isopropyltoluene	99-87-6	50	5.45	ug/kg	70-130	30	70-130	30	30			
Naphthalene	91-20-3	200	32.5	ug/kg	70-130	30	70-130	30	30			
n-Propylbenzene	103-65-1	50	8.55	ug/kg	70-130	30	70-130	30	30			
1,2,3-Trichlorobenzene	87-61-6	100	16.1	ug/kg	70-130	30	70-130	30	30			
1,2,4-Trichlorobenzene	120-82-1	100	13.6	ug/kg	70-130	30	70-130	30	30			
1,3,5-Trimethylbenzene	108-67-8	100	9.65	ug/kg	70-130	30	70-130	30	30			
1,2,4-Trimethylbenzene	95-63-6	100	16.7	ug/kg	70-130	30	70-130	30	30			
trans-1,4-Dichloro-2-butene	110-57-6	250	71.0	ug/kg	70-130	30	70-130	30	30			
iso-Propyl Alcohol	67-63-0	5000	5000	ug/kg	70-130	20	70-130	20	20			
Ethyl ether	60-29-7	100	17.1	ug/kg	67-130	30	67-130	30	30			
Methyl Acetate	79-20-9	200	47.5	ug/kg	65-130	30	65-130	30	30			
Ethyl Acetate	141-78-6	500	60.5	ug/kg	70-130	30	70-130	30	30			
Isopropyl Ether	108-20-3	100	10.7	ug/kg	66-130	30	66-130	30	30			
Cyclohexane	110-82-7	500	27.2	ug/kg	70-130	30	70-130	30	30			

Please Note that the RL information provided in this table is calculated using a 100% Solids factor. (Soil/Solids only)
Please Note that the information provided in this table is subject to change at anytime at the discretion of Alpha Analytical, Inc.

Volatile Organics - EPA 8260C (SOIL-HIGH)

Holding Time: 14 days
Container / Sample Preservation: 1 - Vial Large Septa unpreserved (4oz)

Analyte	CAS #	RL	MDL	Units	LCS Criteria	LCS RPD	MS Criteria	MS RPD	Duplicate RPD	Surrogate Criteria		
Ethyl-Tert-Butyl-Ether	637-92-3	100	6.40	ug/kg	70-130	30	70-130	30	30			
Tertiary-Amyl Methyl Ether	994-05-8	100	8.80	ug/kg	70-130	30	70-130	30	30			
1,4-Dioxane	123-91-1	5000	1755	ug/kg	65-136	30	65-136	30	30			
1,1,2-Trichloro-1,2,2-Trifluoroethane	76-13-1	200	34.7	ug/kg	70-130	30	70-130	30	30			
1,2-Dichloroethane-d4	*17060-07-0*									*70-130*		
Toluene-d8	*2037-26-5*									*70-130*		
4-Bromofluorobenzene	*460-00-4*									*70-130*		
Dibromofluoromethane	*1868-53-7*									*70-130*		

Please Note that the RL information provided in this table is calculated using a 100% Solids factor. (Soil/Solids only)
Please Note that the information provided in this table is subject to change at anytime at the discretion of Alpha Analytical, Inc.

Volatiles Sample Data

Results Summary
Form 1
Volatile Organics by GC/MS

Client	: Roux Env. Eng. & Geology, DPC	**Lab Number**	: L2222369
Project Name	: PFIZER	**Project Number**	: 0047.0044Y047
Lab ID	: L2222369-01D	**Date Collected**	: 04/28/22 14:00
Client ID	: MW-10	**Date Received**	: 04/28/22
Sample Location	: 60-66 GERRY STREET	**Date Analyzed**	: 05/01/22 15:58
Sample Matrix	: WATER	**Dilution Factor**	: 2
Analytical Method	: 1,8260C	**Analyst**	: MV
Lab File ID	: VG220501A17	**Instrument ID**	: GONZO
Sample Amount	: 5 ml	**GC Column**	: RTX-502.2
Level	: LOW	**%Solids**	: N/A
Extract Volume (MeOH)	: N/A	**Injection Volume**	: N/A

		ug/L			
CAS NO.	**Parameter**	**Results**	**RL**	**MDL**	**Qualifier**
75-09-2	Methylene chloride	ND	5.0	1.4	U
75-34-3	1,1-Dichloroethane	ND	5.0	1.4	U
67-66-3	Chloroform	ND	5.0	1.4	U
56-23-5	Carbon tetrachloride	ND	1.0	0.27	U
127-18-4	Tetrachloroethene	30	1.0	0.36	
108-90-7	Chlorobenzene	ND	5.0	1.4	U
107-06-2	1,2-Dichloroethane	ND	1.0	0.26	U
71-55-6	1,1,1-Trichloroethane	ND	5.0	1.4	U
71-43-2	Benzene	ND	1.0	0.32	U
108-88-3	Toluene	ND	5.0	1.4	U
100-41-4	Ethylbenzene	ND	5.0	1.4	U
75-01-4	Vinyl chloride	51	2.0	0.14	
75-35-4	1,1-Dichloroethene	0.37	1.0	0.34	J
156-60-5	trans-1,2-Dichloroethene	ND	5.0	1.4	U
79-01-6	Trichloroethene	7.8	1.0	0.35	
95-50-1	1,2-Dichlorobenzene	ND	5.0	1.4	U
541-73-1	1,3-Dichlorobenzene	ND	5.0	1.4	U
106-46-7	1,4-Dichlorobenzene	ND	5.0	1.4	U
1634-04-4	Methyl tert butyl ether	ND	5.0	1.4	U
179601-23-1	p/m-Xylene	ND	5.0	1.4	U
95-47-6	o-Xylene	ND	5.0	1.4	U
1330-20-7	Xylenes, Total	ND	5.0	1.4	U
156-59-2	cis-1,2-Dichloroethene	230	5.0	1.4	
540-59-0	1,2-Dichloroethene, Total	230	5.0	1.4	
67-64-1	Acetone	ND	10	2.9	U

Results Summary
Form 1
Volatile Organics by GC/MS

Client	: Roux Env. Eng. & Geology, DPC	**Lab Number**	: L2222369
Project Name	: PFIZER	**Project Number**	: 0047.0044Y047
Lab ID	: L2222369-01D	**Date Collected**	: 04/28/22 14:00
Client ID	: MW-10	**Date Received**	: 04/28/22
Sample Location	: 60-66 GERRY STREET	**Date Analyzed**	: 05/01/22 15:58
Sample Matrix	: WATER	**Dilution Factor**	: 2
Analytical Method	: 1,8260C	**Analyst**	: MV
Lab File ID	: VG220501A17	**Instrument ID**	: GONZO
Sample Amount	: 5 ml	**GC Column**	: RTX-502.2
Level	: LOW	**%Solids**	: N/A
Extract Volume (MeOH)	: N/A	**Injection Volume**	: N/A

		ug/L			
CAS NO.	**Parameter**	**Results**	**RL**	**MDL**	**Qualifier**
78-93-3	2-Butanone	ND	10	3.9	U
104-51-8	n-Butylbenzene	ND	5.0	1.4	U
135-98-8	sec-Butylbenzene	ND	5.0	1.4	U
98-06-6	tert-Butylbenzene	ND	5.0	1.4	U
103-65-1	n-Propylbenzene	ND	5.0	1.4	U
108-67-8	1,3,5-Trimethylbenzene	ND	5.0	1.4	U
95-63-6	1,2,4-Trimethylbenzene	ND	5.0	1.4	U
123-91-1	1,4-Dioxane	ND	500	120	U

Results Summary
Form 1
Volatile Organics by GC/MS

Client	: Roux Env. Eng. & Geology, DPC	**Lab Number**	: L2222369
Project Name	: PFIZER	**Project Number**	: 0047.0044Y047
Lab ID	: L2222369-02	**Date Collected**	: 04/28/22 13:05
Client ID	: MW-20	**Date Received**	: 04/28/22
Sample Location	: 60-66 GERRY STREET	**Date Analyzed**	: 05/01/22 14:39
Sample Matrix	: WATER	**Dilution Factor**	: 1
Analytical Method	: 1,8260C	**Analyst**	: MV
Lab File ID	: VG220501A14	**Instrument ID**	: GONZO
Sample Amount	: 10 ml	**GC Column**	: RTX-502.2
Level	: LOW	**%Solids**	: N/A
Extract Volume (MeOH)	: N/A	**Injection Volume**	: N/A

		ug/L			
CAS NO.	**Parameter**	**Results**	**RL**	**MDL**	**Qualifier**
75-09-2	Methylene chloride	ND	2.5	0.70	U
75-34-3	1,1-Dichloroethane	ND	2.5	0.70	U
67-66-3	Chloroform	ND	2.5	0.70	U
56-23-5	Carbon tetrachloride	ND	0.50	0.13	U
127-18-4	Tetrachloroethene	ND	0.50	0.18	U
108-90-7	Chlorobenzene	ND	2.5	0.70	U
107-06-2	1,2-Dichloroethane	ND	0.50	0.13	U
71-55-6	1,1,1-Trichloroethane	ND	2.5	0.70	U
71-43-2	Benzene	ND	0.50	0.16	U
108-88-3	Toluene	ND	2.5	0.70	U
100-41-4	Ethylbenzene	ND	2.5	0.70	U
75-01-4	Vinyl chloride	1100	1.0	0.07	E
75-35-4	1,1-Dichloroethene	ND	0.50	0.17	U
156-60-5	trans-1,2-Dichloroethene	ND	2.5	0.70	U
79-01-6	Trichloroethene	ND	0.50	0.18	U
95-50-1	1,2-Dichlorobenzene	ND	2.5	0.70	U
541-73-1	1,3-Dichlorobenzene	ND	2.5	0.70	U
106-46-7	1,4-Dichlorobenzene	ND	2.5	0.70	U
1634-04-4	Methyl tert butyl ether	ND	2.5	0.70	U
179601-23-1	p/m-Xylene	ND	2.5	0.70	U
95-47-6	o-Xylene	ND	2.5	0.70	U
1330-20-7	Xylenes, Total	ND	2.5	0.70	U
156-59-2	cis-1,2-Dichloroethene	41	2.5	0.70	
540-59-0	1,2-Dichloroethene, Total	41	2.5	0.70	
67-64-1	Acetone	ND	5.0	1.5	U

Results Summary
Form 1
Volatile Organics by GC/MS

Client	: Roux Env. Eng. & Geology, DPC	**Lab Number**	: L2222369
Project Name	: PFIZER	**Project Number**	: 0047.0044Y047
Lab ID	: L2222369-02	**Date Collected**	: 04/28/22 13:05
Client ID	: MW-20	**Date Received**	: 04/28/22
Sample Location	: 60-66 GERRY STREET	**Date Analyzed**	: 05/01/22 14:39
Sample Matrix	: WATER	**Dilution Factor**	: 1
Analytical Method	: 1,8260C	**Analyst**	: MV
Lab File ID	: VG220501A14	**Instrument ID**	: GONZO
Sample Amount	: 10 ml	**GC Column**	: RTX-502.2
Level	: LOW	**%Solids**	: N/A
Extract Volume (MeOH)	: N/A	**Injection Volume**	: N/A

		ug/L			
CAS NO.	**Parameter**	**Results**	**RL**	**MDL**	**Qualifier**
78-93-3	2-Butanone	ND	5.0	1.9	U
104-51-8	n-Butylbenzene	ND	2.5	0.70	U
135-98-8	sec-Butylbenzene	ND	2.5	0.70	U
98-06-6	tert-Butylbenzene	ND	2.5	0.70	U
103-65-1	n-Propylbenzene	ND	2.5	0.70	U
108-67-8	1,3,5-Trimethylbenzene	ND	2.5	0.70	U
95-63-6	1,2,4-Trimethylbenzene	ND	2.5	0.70	U
123-91-1	1,4-Dioxane	ND	250	61.	U

Results Summary
Form 1
Volatile Organics by GC/MS

Client	: Roux Env. Eng. & Geology, DPC	**Lab Number**	: L2222369
Project Name	: PFIZER	**Project Number**	: 0047.0044Y047
Lab ID	: L2222369-02D2	**Date Collected**	: 04/28/22 13:05
Client ID	: MW-20	**Date Received**	: 04/28/22
Sample Location	: 60-66 GERRY STREET	**Date Analyzed**	: 05/02/22 16:45
Sample Matrix	: WATER	**Dilution Factor**	: 200
Analytical Method	: 1,8260C	**Analyst**	: MV
Lab File ID	: VG220502A19	**Instrument ID**	: GONZO
Sample Amount	: 0.05 ml	**GC Column**	: RTX-502.2
Level	: LOW	**%Solids**	: N/A
Extract Volume (MeOH)	: N/A	**Injection Volume**	: N/A

		ug/L			
CAS NO.	**Parameter**	**Results**	**RL**	**MDL**	**Qualifier**
75-01-4	Vinyl chloride	430	200	14.	

Results Summary
Form 1
Volatile Organics by GC/MS

Client	: Roux Env. Eng. & Geology, DPC	**Lab Number**	: L2222369
Project Name	: PFIZER	**Project Number**	: 0047.0044Y047
Lab ID	: L2222369-03	**Date Collected**	: 04/28/22 11:15
Client ID	: MW-24I	**Date Received**	: 04/28/22
Sample Location	: 60-66 GERRY STREET	**Date Analyzed**	: 05/01/22 15:05
Sample Matrix	: WATER	**Dilution Factor**	: 1
Analytical Method	: 1,8260C	**Analyst**	: MV
Lab File ID	: VG220501A15	**Instrument ID**	: GONZO
Sample Amount	: 10 ml	**GC Column**	: RTX-502.2
Level	: LOW	**%Solids**	: N/A
Extract Volume (MeOH)	: N/A	**Injection Volume**	: N/A

		ug/L			
CAS NO.	**Parameter**	**Results**	**RL**	**MDL**	**Qualifier**
75-09-2	Methylene chloride	ND	2.5	0.70	U
75-34-3	1,1-Dichloroethane	ND	2.5	0.70	U
67-66-3	Chloroform	ND	2.5	0.70	U
56-23-5	Carbon tetrachloride	ND	0.50	0.13	U
127-18-4	Tetrachloroethene	ND	0.50	0.18	U
108-90-7	Chlorobenzene	ND	2.5	0.70	U
107-06-2	1,2-Dichloroethane	ND	0.50	0.13	U
71-55-6	1,1,1-Trichloroethane	ND	2.5	0.70	U
71-43-2	Benzene	ND	0.50	0.16	U
108-88-3	Toluene	ND	2.5	0.70	U
100-41-4	Ethylbenzene	ND	2.5	0.70	U
75-01-4	Vinyl chloride	19	1.0	0.07	
75-35-4	1,1-Dichloroethene	ND	0.50	0.17	U
156-60-5	trans-1,2-Dichloroethene	ND	2.5	0.70	U
79-01-6	Trichloroethene	ND	0.50	0.18	U
95-50-1	1,2-Dichlorobenzene	ND	2.5	0.70	U
541-73-1	1,3-Dichlorobenzene	ND	2.5	0.70	U
106-46-7	1,4-Dichlorobenzene	ND	2.5	0.70	U
1634-04-4	Methyl tert butyl ether	ND	2.5	0.70	U
179601-23-1	p/m-Xylene	ND	2.5	0.70	U
95-47-6	o-Xylene	ND	2.5	0.70	U
1330-20-7	Xylenes, Total	ND	2.5	0.70	U
156-59-2	cis-1,2-Dichloroethene	7.6	2.5	0.70	
540-59-0	1,2-Dichloroethene, Total	7.6	2.5	0.70	
67-64-1	Acetone	ND	5.0	1.5	U

Results Summary
Form 1
Volatile Organics by GC/MS

Client	: Roux Env. Eng. & Geology, DPC	**Lab Number**	: L2222369
Project Name	: PFIZER	**Project Number**	: 0047.0044Y047
Lab ID	: L2222369-03	**Date Collected**	: 04/28/22 11:15
Client ID	: MW-24I	**Date Received**	: 04/28/22
Sample Location	: 60-66 GERRY STREET	**Date Analyzed**	: 05/01/22 15:05
Sample Matrix	: WATER	**Dilution Factor**	: 1
Analytical Method	: 1,8260C	**Analyst**	: MV
Lab File ID	: VG220501A15	**Instrument ID**	: GONZO
Sample Amount	: 10 ml	**GC Column**	: RTX-502.2
Level	: LOW	**%Solids**	: N/A
Extract Volume (MeOH)	: N/A	**Injection Volume**	: N/A

		ug/L			
CAS NO.	**Parameter**	**Results**	**RL**	**MDL**	**Qualifier**
78-93-3	2-Butanone	ND	5.0	1.9	U
104-51-8	n-Butylbenzene	ND	2.5	0.70	U
135-98-8	sec-Butylbenzene	ND	2.5	0.70	U
98-06-6	tert-Butylbenzene	ND	2.5	0.70	U
103-65-1	n-Propylbenzene	ND	2.5	0.70	U
108-67-8	1,3,5-Trimethylbenzene	ND	2.5	0.70	U
95-63-6	1,2,4-Trimethylbenzene	ND	2.5	0.70	U
123-91-1	1,4-Dioxane	ND	250	61.	U

Results Summary
Form 1
Volatile Organics by GC/MS

Client	: Roux Env. Eng. & Geology, DPC	**Lab Number**	: L2222369
Project Name	: PFIZER	**Project Number**	: 0047.0044Y047
Lab ID	: L2222369-04	**Date Collected**	: 04/28/22 11:45
Client ID	: MW-D2	**Date Received**	: 04/28/22
Sample Location	: 60-66 GERRY STREET	**Date Analyzed**	: 05/01/22 15:32
Sample Matrix	: WATER	**Dilution Factor**	: 1
Analytical Method	: 1,8260C	**Analyst**	: MV
Lab File ID	: VG220501A16	**Instrument ID**	: GONZO
Sample Amount	: 10 ml	**GC Column**	: RTX-502.2
Level	: LOW	**%Solids**	: N/A
Extract Volume (MeOH)	: N/A	**Injection Volume**	: N/A

		ug/L			
CAS NO.	**Parameter**	**Results**	**RL**	**MDL**	**Qualifier**
75-09-2	Methylene chloride	ND	2.5	0.70	U
75-34-3	1,1-Dichloroethane	ND	2.5	0.70	U
67-66-3	Chloroform	ND	2.5	0.70	U
56-23-5	Carbon tetrachloride	ND	0.50	0.13	U
127-18-4	Tetrachloroethene	0.24	0.50	0.18	J
108-90-7	Chlorobenzene	ND	2.5	0.70	U
107-06-2	1,2-Dichloroethane	ND	0.50	0.13	U
71-55-6	1,1,1-Trichloroethane	ND	2.5	0.70	U
71-43-2	Benzene	ND	0.50	0.16	U
108-88-3	Toluene	ND	2.5	0.70	U
100-41-4	Ethylbenzene	ND	2.5	0.70	U
75-01-4	Vinyl chloride	250	1.0	0.07	E
75-35-4	1,1-Dichloroethene	0.22	0.50	0.17	J
156-60-5	trans-1,2-Dichloroethene	ND	2.5	0.70	U
79-01-6	Trichloroethene	1.5	0.50	0.18	
95-50-1	1,2-Dichlorobenzene	ND	2.5	0.70	U
541-73-1	1,3-Dichlorobenzene	ND	2.5	0.70	U
106-46-7	1,4-Dichlorobenzene	ND	2.5	0.70	U
1634-04-4	Methyl tert butyl ether	ND	2.5	0.70	U
179601-23-1	p/m-Xylene	ND	2.5	0.70	U
95-47-6	o-Xylene	ND	2.5	0.70	U
1330-20-7	Xylenes, Total	ND	2.5	0.70	U
156-59-2	cis-1,2-Dichloroethene	29	2.5	0.70	
540-59-0	1,2-Dichloroethene, Total	29	2.5	0.70	
67-64-1	Acetone	8.7	5.0	1.5	

Results Summary
Form 1
Volatile Organics by GC/MS

Client	: Roux Env. Eng. & Geology, DPC	**Lab Number**	: L2222369
Project Name	: PFIZER	**Project Number**	: 0047.0044Y047
Lab ID	: L2222369-04	**Date Collected**	: 04/28/22 11:45
Client ID	: MW-D2	**Date Received**	: 04/28/22
Sample Location	: 60-66 GERRY STREET	**Date Analyzed**	: 05/01/22 15:32
Sample Matrix	: WATER	**Dilution Factor**	: 1
Analytical Method	: 1,8260C	**Analyst**	: MV
Lab File ID	: VG220501A16	**Instrument ID**	: GONZO
Sample Amount	: 10 ml	**GC Column**	: RTX-502.2
Level	: LOW	**%Solids**	: N/A
Extract Volume (MeOH)	: N/A	**Injection Volume**	: N/A

		ug/L			
CAS NO.	**Parameter**	**Results**	**RL**	**MDL**	**Qualifier**
78-93-3	2-Butanone	2.5	5.0	1.9	J
104-51-8	n-Butylbenzene	ND	2.5	0.70	U
135-98-8	sec-Butylbenzene	ND	2.5	0.70	U
98-06-6	tert-Butylbenzene	ND	2.5	0.70	U
103-65-1	n-Propylbenzene	ND	2.5	0.70	U
108-67-8	1,3,5-Trimethylbenzene	ND	2.5	0.70	U
95-63-6	1,2,4-Trimethylbenzene	ND	2.5	0.70	U
123-91-1	1,4-Dioxane	ND	250	61.	U

Results Summary
Form 1
Volatile Organics by GC/MS

Client	: Roux Env. Eng. & Geology, DPC	**Lab Number**	: L2222369
Project Name	: PFIZER	**Project Number**	: 0047.0044Y047
Lab ID	: L2222369-04D2	**Date Collected**	: 04/28/22 11:45
Client ID	: MW-D2	**Date Received**	: 04/28/22
Sample Location	: 60-66 GERRY STREET	**Date Analyzed**	: 05/02/22 17:11
Sample Matrix	: WATER	**Dilution Factor**	: 4
Analytical Method	: 1,8260C	**Analyst**	: MV
Lab File ID	: VG220502A20	**Instrument ID**	: GONZO
Sample Amount	: 2.5 ml	**GC Column**	: RTX-502.2
Level	: LOW	**%Solids**	: N/A
Extract Volume (MeOH)	: N/A	**Injection Volume**	: N/A

		ug/L			
CAS NO.	**Parameter**	**Results**	**RL**	**MDL**	**Qualifier**
75-01-4	Vinyl chloride	30	4.0	0.28	

Results Summary
Form 1
Volatile Organics by GC/MS

Client	: Roux Env. Eng. & Geology, DPC	**Lab Number**	: L2222369
Project Name	: PFIZER	**Project Number**	: 0047.0044Y047
Lab ID	: L2222369-05	**Date Collected**	: 04/28/22 12:00
Client ID	: DUP-04282022	**Date Received**	: 04/28/22
Sample Location	: 60-66 GERRY STREET	**Date Analyzed**	: 05/01/22 14:12
Sample Matrix	: WATER	**Dilution Factor**	: 1
Analytical Method	: 1,8260C	**Analyst**	: MV
Lab File ID	: VG220501A13	**Instrument ID**	: GONZO
Sample Amount	: 10 ml	**GC Column**	: RTX-502.2
Level	: LOW	**%Solids**	: N/A
Extract Volume (MeOH)	: N/A	**Injection Volume**	: N/A

		ug/L			
CAS NO.	**Parameter**	**Results**	**RL**	**MDL**	**Qualifier**
75-09-2	Methylene chloride	ND	2.5	0.70	U
75-34-3	1,1-Dichloroethane	ND	2.5	0.70	U
67-66-3	Chloroform	ND	2.5	0.70	U
56-23-5	Carbon tetrachloride	ND	0.50	0.13	U
127-18-4	Tetrachloroethene	ND	0.50	0.18	U
108-90-7	Chlorobenzene	ND	2.5	0.70	U
107-06-2	1,2-Dichloroethane	ND	0.50	0.13	U
71-55-6	1,1,1-Trichloroethane	ND	2.5	0.70	U
71-43-2	Benzene	ND	0.50	0.16	U
108-88-3	Toluene	ND	2.5	0.70	U
100-41-4	Ethylbenzene	ND	2.5	0.70	U
75-01-4	Vinyl chloride	1200	1.0	0.07	E
75-35-4	1,1-Dichloroethene	ND	0.50	0.17	U
156-60-5	trans-1,2-Dichloroethene	ND	2.5	0.70	U
79-01-6	Trichloroethene	ND	0.50	0.18	U
95-50-1	1,2-Dichlorobenzene	ND	2.5	0.70	U
541-73-1	1,3-Dichlorobenzene	ND	2.5	0.70	U
106-46-7	1,4-Dichlorobenzene	ND	2.5	0.70	U
1634-04-4	Methyl tert butyl ether	ND	2.5	0.70	U
179601-23-1	p/m-Xylene	ND	2.5	0.70	U
95-47-6	o-Xylene	ND	2.5	0.70	U
1330-20-7	Xylenes, Total	ND	2.5	0.70	U
156-59-2	cis-1,2-Dichloroethene	44	2.5	0.70	
540-59-0	1,2-Dichloroethene, Total	44	2.5	0.70	
67-64-1	Acetone	ND	5.0	1.5	U

Results Summary
Form 1
Volatile Organics by GC/MS

Client	: Roux Env. Eng. & Geology, DPC	**Lab Number**	: L2222369
Project Name	: PFIZER	**Project Number**	: 0047.0044Y047
Lab ID	: L2222369-05	**Date Collected**	: 04/28/22 12:00
Client ID	: DUP-04282022	**Date Received**	: 04/28/22
Sample Location	: 60-66 GERRY STREET	**Date Analyzed**	: 05/01/22 14:12
Sample Matrix	: WATER	**Dilution Factor**	: 1
Analytical Method	: 1,8260C	**Analyst**	: MV
Lab File ID	: VG220501A13	**Instrument ID**	: GONZO
Sample Amount	: 10 ml	**GC Column**	: RTX-502.2
Level	: LOW	**%Solids**	: N/A
Extract Volume (MeOH)	: N/A	**Injection Volume**	: N/A

		ug/L			
CAS NO.	**Parameter**	**Results**	**RL**	**MDL**	**Qualifier**
78-93-3	2-Butanone	ND	5.0	1.9	U
104-51-8	n-Butylbenzene	ND	2.5	0.70	U
135-98-8	sec-Butylbenzene	ND	2.5	0.70	U
98-06-6	tert-Butylbenzene	ND	2.5	0.70	U
103-65-1	n-Propylbenzene	ND	2.5	0.70	U
108-67-8	1,3,5-Trimethylbenzene	ND	2.5	0.70	U
95-63-6	1,2,4-Trimethylbenzene	ND	2.5	0.70	U
123-91-1	1,4-Dioxane	ND	250	61.	U

Results Summary
Form 1
Volatile Organics by GC/MS

Client	: Roux Env. Eng. & Geology, DPC	**Lab Number**	: L2222369
Project Name	: PFIZER	**Project Number**	: 0047.0044Y047
Lab ID	: L2222369-05D2	**Date Collected**	: 04/28/22 12:00
Client ID	: DUP-04282022	**Date Received**	: 04/28/22
Sample Location	: 60-66 GERRY STREET	**Date Analyzed**	: 05/02/22 17:38
Sample Matrix	: WATER	**Dilution Factor**	: 200
Analytical Method	: 1,8260C	**Analyst**	: MV
Lab File ID	: VG220502A21	**Instrument ID**	: GONZO
Sample Amount	: 0.05 ml	**GC Column**	: RTX-502.2
Level	: LOW	**%Solids**	: N/A
Extract Volume (MeOH)	: N/A	**Injection Volume**	: N/A

		ug/L			
CAS NO.	**Parameter**	**Results**	**RL**	**MDL**	**Qualifier**
75-01-4	Vinyl chloride	380	200	14.	

Results Summary
Form 1
Volatile Organics by GC/MS

Client	: Roux Env. Eng. & Geology, DPC	**Lab Number**	: L2222369
Project Name	: PFIZER	**Project Number**	: 0047.0044Y047
Lab ID	: L2222369-06	**Date Collected**	: 04/28/22 12:20
Client ID	: FB-04282022	**Date Received**	: 04/28/22
Sample Location	: 60-66 GERRY STREET	**Date Analyzed**	: 05/01/22 13:19
Sample Matrix	: WATER	**Dilution Factor**	: 1
Analytical Method	: 1,8260C	**Analyst**	: MV
Lab File ID	: VG220501A11	**Instrument ID**	: GONZO
Sample Amount	: 10 ml	**GC Column**	: RTX-502.2
Level	: LOW	**%Solids**	: N/A
Extract Volume (MeOH)	: N/A	**Injection Volume**	: N/A

		ug/L			
CAS NO.	**Parameter**	**Results**	**RL**	**MDL**	**Qualifier**
75-09-2	Methylene chloride	ND	2.5	0.70	U
75-34-3	1,1-Dichloroethane	ND	2.5	0.70	U
67-66-3	Chloroform	ND	2.5	0.70	U
56-23-5	Carbon tetrachloride	ND	0.50	0.13	U
127-18-4	Tetrachloroethene	ND	0.50	0.18	U
108-90-7	Chlorobenzene	ND	2.5	0.70	U
107-06-2	1,2-Dichloroethane	ND	0.50	0.13	U
71-55-6	1,1,1-Trichloroethane	ND	2.5	0.70	U
71-43-2	Benzene	ND	0.50	0.16	U
108-88-3	Toluene	ND	2.5	0.70	U
100-41-4	Ethylbenzene	ND	2.5	0.70	U
75-01-4	Vinyl chloride	ND	1.0	0.07	U
75-35-4	1,1-Dichloroethene	ND	0.50	0.17	U
156-60-5	trans-1,2-Dichloroethene	ND	2.5	0.70	U
79-01-6	Trichloroethene	ND	0.50	0.18	U
95-50-1	1,2-Dichlorobenzene	ND	2.5	0.70	U
541-73-1	1,3-Dichlorobenzene	ND	2.5	0.70	U
106-46-7	1,4-Dichlorobenzene	ND	2.5	0.70	U
1634-04-4	Methyl tert butyl ether	ND	2.5	0.70	U
179601-23-1	p/m-Xylene	ND	2.5	0.70	U
95-47-6	o-Xylene	ND	2.5	0.70	U
1330-20-7	Xylenes, Total	ND	2.5	0.70	U
156-59-2	cis-1,2-Dichloroethene	ND	2.5	0.70	U
540-59-0	1,2-Dichloroethene, Total	ND	2.5	0.70	U
67-64-1	Acetone	ND	5.0	1.5	U

Results Summary
Form 1
Volatile Organics by GC/MS

Client	: Roux Env. Eng. & Geology, DPC	**Lab Number**	: L2222369
Project Name	: PFIZER	**Project Number**	: 0047.0044Y047
Lab ID	: L2222369-06	**Date Collected**	: 04/28/22 12:20
Client ID	: FB-04282022	**Date Received**	: 04/28/22
Sample Location	: 60-66 GERRY STREET	**Date Analyzed**	: 05/01/22 13:19
Sample Matrix	: WATER	**Dilution Factor**	: 1
Analytical Method	: 1,8260C	**Analyst**	: MV
Lab File ID	: VG220501A11	**Instrument ID**	: GONZO
Sample Amount	: 10 ml	**GC Column**	: RTX-502.2
Level	: LOW	**%Solids**	: N/A
Extract Volume (MeOH)	: N/A	**Injection Volume**	: N/A

		ug/L			
CAS NO.	**Parameter**	**Results**	**RL**	**MDL**	**Qualifier**
78-93-3	2-Butanone	ND	5.0	1.9	U
104-51-8	n-Butylbenzene	ND	2.5	0.70	U
135-98-8	sec-Butylbenzene	ND	2.5	0.70	U
98-06-6	tert-Butylbenzene	ND	2.5	0.70	U
103-65-1	n-Propylbenzene	ND	2.5	0.70	U
108-67-8	1,3,5-Trimethylbenzene	ND	2.5	0.70	U
95-63-6	1,2,4-Trimethylbenzene	ND	2.5	0.70	U
123-91-1	1,4-Dioxane	ND	250	61.	U

Results Summary
Form 1
Volatile Organics by GC/MS

Client	: Roux Env. Eng. & Geology, DPC	**Lab Number**	: L2222369
Project Name	: PFIZER	**Project Number**	: 0047.0044Y047
Lab ID	: L2222369-07	**Date Collected**	: 04/28/22 00:00
Client ID	: TB-04282022	**Date Received**	: 04/28/22
Sample Location	: 60-66 GERRY STREET	**Date Analyzed**	: 05/01/22 13:45
Sample Matrix	: WATER	**Dilution Factor**	: 1
Analytical Method	: 1,8260C	**Analyst**	: MV
Lab File ID	: VG220501A12	**Instrument ID**	: GONZO
Sample Amount	: 10 ml	**GC Column**	: RTX-502.2
Level	: LOW	**%Solids**	: N/A
Extract Volume (MeOH)	: N/A	**Injection Volume**	: N/A

		ug/L			
CAS NO.	**Parameter**	**Results**	**RL**	**MDL**	**Qualifier**
75-09-2	Methylene chloride	ND	2.5	0.70	U
75-34-3	1,1-Dichloroethane	ND	2.5	0.70	U
67-66-3	Chloroform	ND	2.5	0.70	U
56-23-5	Carbon tetrachloride	ND	0.50	0.13	U
127-18-4	Tetrachloroethene	ND	0.50	0.18	U
108-90-7	Chlorobenzene	ND	2.5	0.70	U
107-06-2	1,2-Dichloroethane	ND	0.50	0.13	U
71-55-6	1,1,1-Trichloroethane	ND	2.5	0.70	U
71-43-2	Benzene	ND	0.50	0.16	U
108-88-3	Toluene	ND	2.5	0.70	U
100-41-4	Ethylbenzene	ND	2.5	0.70	U
75-01-4	Vinyl chloride	ND	1.0	0.07	U
75-35-4	1,1-Dichloroethene	ND	0.50	0.17	U
156-60-5	trans-1,2-Dichloroethene	ND	2.5	0.70	U
79-01-6	Trichloroethene	ND	0.50	0.18	U
95-50-1	1,2-Dichlorobenzene	ND	2.5	0.70	U
541-73-1	1,3-Dichlorobenzene	ND	2.5	0.70	U
106-46-7	1,4-Dichlorobenzene	ND	2.5	0.70	U
1634-04-4	Methyl tert butyl ether	ND	2.5	0.70	U
179601-23-1	p/m-Xylene	ND	2.5	0.70	U
95-47-6	o-Xylene	ND	2.5	0.70	U
1330-20-7	Xylenes, Total	ND	2.5	0.70	U
156-59-2	cis-1,2-Dichloroethene	ND	2.5	0.70	U
540-59-0	1,2-Dichloroethene, Total	ND	2.5	0.70	U
67-64-1	Acetone	ND	5.0	1.5	U

Results Summary
Form 1
Volatile Organics by GC/MS

Client	: Roux Env. Eng. & Geology, DPC	**Lab Number**	: L2222369
Project Name	: PFIZER	**Project Number**	: 0047.0044Y047
Lab ID	: L2222369-07	**Date Collected**	: 04/28/22 00:00
Client ID	: TB-04282022	**Date Received**	: 04/28/22
Sample Location	: 60-66 GERRY STREET	**Date Analyzed**	: 05/01/22 13:45
Sample Matrix	: WATER	**Dilution Factor**	: 1
Analytical Method	: 1,8260C	**Analyst**	: MV
Lab File ID	: VG220501A12	**Instrument ID**	: GONZO
Sample Amount	: 10 ml	**GC Column**	: RTX-502.2
Level	: LOW	**%Solids**	: N/A
Extract Volume (MeOH)	: N/A	**Injection Volume**	: N/A

		ug/L			
CAS NO.	**Parameter**	**Results**	**RL**	**MDL**	**Qualifier**
78-93-3	2-Butanone	ND	5.0	1.9	U
104-51-8	n-Butylbenzene	ND	2.5	0.70	U
135-98-8	sec-Butylbenzene	ND	2.5	0.70	U
98-06-6	tert-Butylbenzene	ND	2.5	0.70	U
103-65-1	n-Propylbenzene	ND	2.5	0.70	U
108-67-8	1,3,5-Trimethylbenzene	ND	2.5	0.70	U
95-63-6	1,2,4-Trimethylbenzene	ND	2.5	0.70	U
123-91-1	1,4-Dioxane	ND	250	61.	U

Results Summary
Form 1
Volatile Organics by GC/MS

Client	: Roux Env. Eng. & Geology, DPC	**Lab Number**	: L2222369
Project Name	: PFIZER	**Project Number**	: 0047.0044Y047
Lab ID	: WG1633355-5	**Date Collected**	: NA
Client ID	: WG1633355-5BLANK	**Date Received**	: NA
Sample Location	:	**Date Analyzed**	: 05/01/22 10:40
Sample Matrix	: WATER	**Dilution Factor**	: 1
Analytical Method	: 1,8260C	**Analyst**	: MV
Lab File ID	: VG220501A05	**Instrument ID**	: GONZO
Sample Amount	: 10 ml	**GC Column**	: RTX-502.2
Level	: LOW	**%Solids**	: N/A
Extract Volume (MeOH)	: N/A	**Injection Volume**	: N/A

		ug/L			
CAS NO.	**Parameter**	**Results**	**RL**	**MDL**	**Qualifier**
75-09-2	Methylene chloride	ND	2.5	0.70	U
75-34-3	1,1-Dichloroethane	ND	2.5	0.70	U
67-66-3	Chloroform	ND	2.5	0.70	U
56-23-5	Carbon tetrachloride	ND	0.50	0.13	U
127-18-4	Tetrachloroethene	ND	0.50	0.18	U
108-90-7	Chlorobenzene	ND	2.5	0.70	U
107-06-2	1,2-Dichloroethane	ND	0.50	0.13	U
71-55-6	1,1,1-Trichloroethane	ND	2.5	0.70	U
71-43-2	Benzene	ND	0.50	0.16	U
108-88-3	Toluene	ND	2.5	0.70	U
100-41-4	Ethylbenzene	ND	2.5	0.70	U
75-01-4	Vinyl chloride	ND	1.0	0.07	U
75-35-4	1,1-Dichloroethene	ND	0.50	0.17	U
156-60-5	trans-1,2-Dichloroethene	ND	2.5	0.70	U
79-01-6	Trichloroethene	ND	0.50	0.18	U
95-50-1	1,2-Dichlorobenzene	ND	2.5	0.70	U
541-73-1	1,3-Dichlorobenzene	ND	2.5	0.70	U
106-46-7	1,4-Dichlorobenzene	ND	2.5	0.70	U
1634-04-4	Methyl tert butyl ether	ND	2.5	0.70	U
179601-23-1	p/m-Xylene	ND	2.5	0.70	U
95-47-6	o-Xylene	ND	2.5	0.70	U
1330-20-7	Xylenes, Total	ND	2.5	0.70	U
156-59-2	cis-1,2-Dichloroethene	ND	2.5	0.70	U
540-59-0	1,2-Dichloroethene, Total	ND	2.5	0.70	U
67-64-1	Acetone	ND	5.0	1.5	U

Results Summary
Form 1
Volatile Organics by GC/MS

Client	: Roux Env. Eng. & Geology, DPC	**Lab Number**	: L2222369
Project Name	: PFIZER	**Project Number**	: 0047.0044Y047
Lab ID	: WG1633355-5	**Date Collected**	: NA
Client ID	: WG1633355-5BLANK	**Date Received**	: NA
Sample Location	:	**Date Analyzed**	: 05/01/22 10:40
Sample Matrix	: WATER	**Dilution Factor**	: 1
Analytical Method	: 1,8260C	**Analyst**	: MV
Lab File ID	: VG220501A05	**Instrument ID**	: GONZO
Sample Amount	: 10 ml	**GC Column**	: RTX-502.2
Level	: LOW	**%Solids**	: N/A
Extract Volume (MeOH)	: N/A	**Injection Volume**	: N/A

		ug/L			
CAS NO.	**Parameter**	**Results**	**RL**	**MDL**	**Qualifier**
78-93-3	2-Butanone	ND	5.0	1.9	U
104-51-8	n-Butylbenzene	ND	2.5	0.70	U
135-98-8	sec-Butylbenzene	ND	2.5	0.70	U
98-06-6	tert-Butylbenzene	ND	2.5	0.70	U
103-65-1	n-Propylbenzene	ND	2.5	0.70	U
108-67-8	1,3,5-Trimethylbenzene	ND	2.5	0.70	U
95-63-6	1,2,4-Trimethylbenzene	ND	2.5	0.70	U
123-91-1	1,4-Dioxane	ND	250	61.	U

Results Summary
Form 1
Volatile Organics by GC/MS

Client	: Roux Env. Eng. & Geology, DPC	**Lab Number**	: L2222369
Project Name	: PFIZER	**Project Number**	: 0047.0044Y047
Lab ID	: WG1633761-5	**Date Collected**	: NA
Client ID	: WG1633761-5BLANK	**Date Received**	: NA
Sample Location	:	**Date Analyzed**	: 05/02/22 10:27
Sample Matrix	: WATER	**Dilution Factor**	: 1
Analytical Method	: 1,8260C	**Analyst**	: PD
Lab File ID	: VG220502A05	**Instrument ID**	: GONZO
Sample Amount	: 10 ml	**GC Column**	: RTX-502.2
Level	: LOW	**%Solids**	: N/A
Extract Volume (MeOH)	: N/A	**Injection Volume**	: N/A

		ug/L			
CAS NO.	**Parameter**	**Results**	**RL**	**MDL**	**Qualifier**
75-09-2	Methylene chloride	ND	2.5	0.70	U
75-34-3	1,1-Dichloroethane	ND	2.5	0.70	U
67-66-3	Chloroform	ND	2.5	0.70	U
56-23-5	Carbon tetrachloride	ND	0.50	0.13	U
127-18-4	Tetrachloroethene	ND	0.50	0.18	U
108-90-7	Chlorobenzene	ND	2.5	0.70	U
107-06-2	1,2-Dichloroethane	ND	0.50	0.13	U
71-55-6	1,1,1-Trichloroethane	ND	2.5	0.70	U
71-43-2	Benzene	ND	0.50	0.16	U
108-88-3	Toluene	ND	2.5	0.70	U
100-41-4	Ethylbenzene	ND	2.5	0.70	U
75-01-4	Vinyl chloride	ND	1.0	0.07	U
75-35-4	1,1-Dichloroethene	ND	0.50	0.17	U
156-60-5	trans-1,2-Dichloroethene	ND	2.5	0.70	U
79-01-6	Trichloroethene	ND	0.50	0.18	U
95-50-1	1,2-Dichlorobenzene	ND	2.5	0.70	U
541-73-1	1,3-Dichlorobenzene	ND	2.5	0.70	U
106-46-7	1,4-Dichlorobenzene	ND	2.5	0.70	U
1634-04-4	Methyl tert butyl ether	ND	2.5	0.70	U
179601-23-1	p/m-Xylene	ND	2.5	0.70	U
95-47-6	o-Xylene	ND	2.5	0.70	U
1330-20-7	Xylenes, Total	ND	2.5	0.70	U
156-59-2	cis-1,2-Dichloroethene	ND	2.5	0.70	U
540-59-0	1,2-Dichloroethene, Total	ND	2.5	0.70	U
67-64-1	Acetone	ND	5.0	1.5	U

Results Summary
Form 1
Volatile Organics by GC/MS

Client	: Roux Env. Eng. & Geology, DPC	**Lab Number**	: L2222369
Project Name	: PFIZER	**Project Number**	: 0047.0044Y047
Lab ID	: WG1633761-5	**Date Collected**	: NA
Client ID	: WG1633761-5BLANK	**Date Received**	: NA
Sample Location	:	**Date Analyzed**	: 05/02/22 10:27
Sample Matrix	: WATER	**Dilution Factor**	: 1
Analytical Method	: 1,8260C	**Analyst**	: PD
Lab File ID	: VG220502A05	**Instrument ID**	: GONZO
Sample Amount	: 10 ml	**GC Column**	: RTX-502.2
Level	: LOW	**%Solids**	: N/A
Extract Volume (MeOH)	: N/A	**Injection Volume**	: N/A

		ug/L			
CAS NO.	**Parameter**	**Results**	**RL**	**MDL**	**Qualifier**
78-93-3	2-Butanone	ND	5.0	1.9	U
104-51-8	n-Butylbenzene	ND	2.5	0.70	U
135-98-8	sec-Butylbenzene	ND	2.5	0.70	U
98-06-6	tert-Butylbenzene	ND	2.5	0.70	U
103-65-1	n-Propylbenzene	ND	2.5	0.70	U
108-67-8	1,3,5-Trimethylbenzene	ND	2.5	0.70	U
95-63-6	1,2,4-Trimethylbenzene	ND	2.5	0.70	U
123-91-1	1,4-Dioxane	ND	250	61.	U

Quantitation Report (QT Reviewed)

Data Path : I:\VOLATILES\Gonzo\2022\220501A\
Data File : VG220501A11.D
Acq On : 1 May 2022 1:19 pm
Operator : GONZO:mv
Sample : L2222369-06,31,10,10,,A,PRI
Misc : WG1633355,ICAL18969
ALS Vial : 11 Sample Multiplier: 1

Quant Time: May 02 12:15:07 2022
Quant Method : I:\VOLATILES\Gonzo\2022\220501A\G_220425N_8260.m
Quant Title : VOLATILES BY GC/MS
QLast Update : Tue Apr 26 12:00:50 2022
Response via : Initial Calibration

CCAL FILE(s) : 1 - I:\VOLATILES\Gonzo\2022\220501A\VG220501A02.D
Sub List : 8260-NYTCL - Megamix plus Diox

Compound	R.T.	QIon	Response	Conc Units	Dev(Min)
Internal Standards					
1) Fluorobenzene	6.230	96	380563	10.000 ug/L	0.00
Standard Area 1 = 421642			Recovery = 90.26%		
59) Chlorobenzene-d5	9.785	117	308687	10.000 ug/L	0.00
Standard Area 1 = 332906			Recovery = 92.72%		
79) 1,4-Dichlorobenzene-d4	12.442	152	174844	10.000 ug/L	0.00
Standard Area 1 = 197122			Recovery = 88.70%		
System Monitoring Compounds					
36) Dibromofluoromethane	5.418	113	101722	10.087 ug/L	0.00
Spiked Amount 10.000	Range 70 - 130		Recovery = 100.87%		
43) 1,2-Dichloroethane-d4	5.949	65	127686	10.713 ug/L	0.00
Spiked Amount 10.000	Range 70 - 130		Recovery = 107.13%		
60) Toluene-d8	7.929	98	389581	10.074 ug/L	0.00
Spiked Amount 10.000	Range 70 - 130		Recovery = 100.74%		
83) 4-Bromofluorobenzene	11.249	95	145785	9.909 ug/L	0.00
Spiked Amount 10.000	Range 70 - 130		Recovery = 99.09%		
Target Compounds					Qvalue
4) Vinyl chloride	0.000		0	N.D.	
10) 1,1-Dichloroethene	0.000		0	N.D.	
15) Methylene chloride	0.000		0	N.D.	
17) Acetone	3.746	43	1818	N.D.	
18) trans-1,2-Dichloroethene	0.000		0	N.D.	
20) Methyl tert-butyl ether	0.000		0	N.D.	
23) 1,1-Dichloroethane	0.000		0	N.D.	
28) cis-1,2-Dichloroethene	5.038	96	79	N.D.	
32) Chloroform	0.000		0	N.D.	
34) Carbon tetrachloride	0.000		0	N.D.	
37) 1,1,1-Trichloroethane	0.000		0	N.D.	
39) 2-Butanone	5.531	43	110	N.D.	
41) Benzene	0.000		0	N.D.	
44) 1,2-Dichloroethane	0.000		0	N.D. d	
48) Trichloroethene	0.000		0	N.D. d	
57) 1,4-Dioxane	0.000		0	N.D.	
61) Toluene	0.000		0	N.D. d	
63) Tetrachloroethene	0.000		0	N.D.	
73) Chlorobenzene	0.000		0	N.D.	
74) Ethylbenzene	9.851	91	287	N.D.	

Data Path : I:\VOLATILES\Gonzo\2022\220501A\
Data File : VG220501A11.D
Acq On : 1 May 2022 1:19 pm
Operator : GONZO:mv
Sample : L2222369-06,31,10,10,,A,PRI
Misc : WG1633355,ICAL18969
ALS Vial : 11 Sample Multiplier: 1

Quant Time: May 02 12:15:07 2022
Quant Method : I:\VOLATILES\Gonzo\2022\220501A\G_220425N_8260.m
Quant Title : VOLATILES BY GC/MS
QLast Update : Tue Apr 26 12:00:50 2022
Response via : Initial Calibration

CCAL FILE(s) : 1 - I:\VOLATILES\Gonzo\2022\220501A\VG220501A02.D
Sub List : 8260-NYTCL - Megamix plus Diox

Compound	R.T.	QIon	Response	Conc	Units	Dev(Min)
76) p/m Xylene	0.000		0		N.D.	
77) o Xylene	0.000		0		N.D.	
85) n-Propylbenzene	11.249	91	485		N.D.	
90) 1,3,5-Trimethylbenzene	11.513	105	89		N.D.	
94) tert-Butylbenzene	0.000		0		N.D.	
97) 1,2,4-Trimethylbenzene	0.000		0		N.D.	
98) sec-Butylbenzene	0.000		0		N.D.	
100) 1,3-Dichlorobenzene	12.459	146	78		N.D.	
101) 1,4-Dichlorobenzene	12.459	146	78		N.D.	
103) n-Butylbenzene	0.000		0		N.D.	
104) 1,2-Dichlorobenzene	0.000		0		N.D.	

(#) = qualifier out of range (m) = manual integration (+) = signals summed

Quantitation Report (QT Reviewed)

Data Path : I:\VOLATILES\Gonzo\2022\220501A\
Data File : VG220501A11.D
Acq On : 1 May 2022 1:19 pm
Operator : GONZO:mv
Sample : L2222369-06,31,10,10,,A,PRI
Misc : WG1633355,ICAL18969
ALS Vial : 11 Sample Multiplier: 1

Quant Time: May 02 12:15:07 2022
Quant Method : I:\VOLATILES\Gonzo\2022\220501A\G_220425N_8260.m
Quant Title : VOLATILES BY GC/MS
QLast Update : Tue Apr 26 12:00:50 2022
Response via : Initial Calibration

Sub List : 8260-NYTCL - Megamix plus Diox0501A\VG220501A02.D•

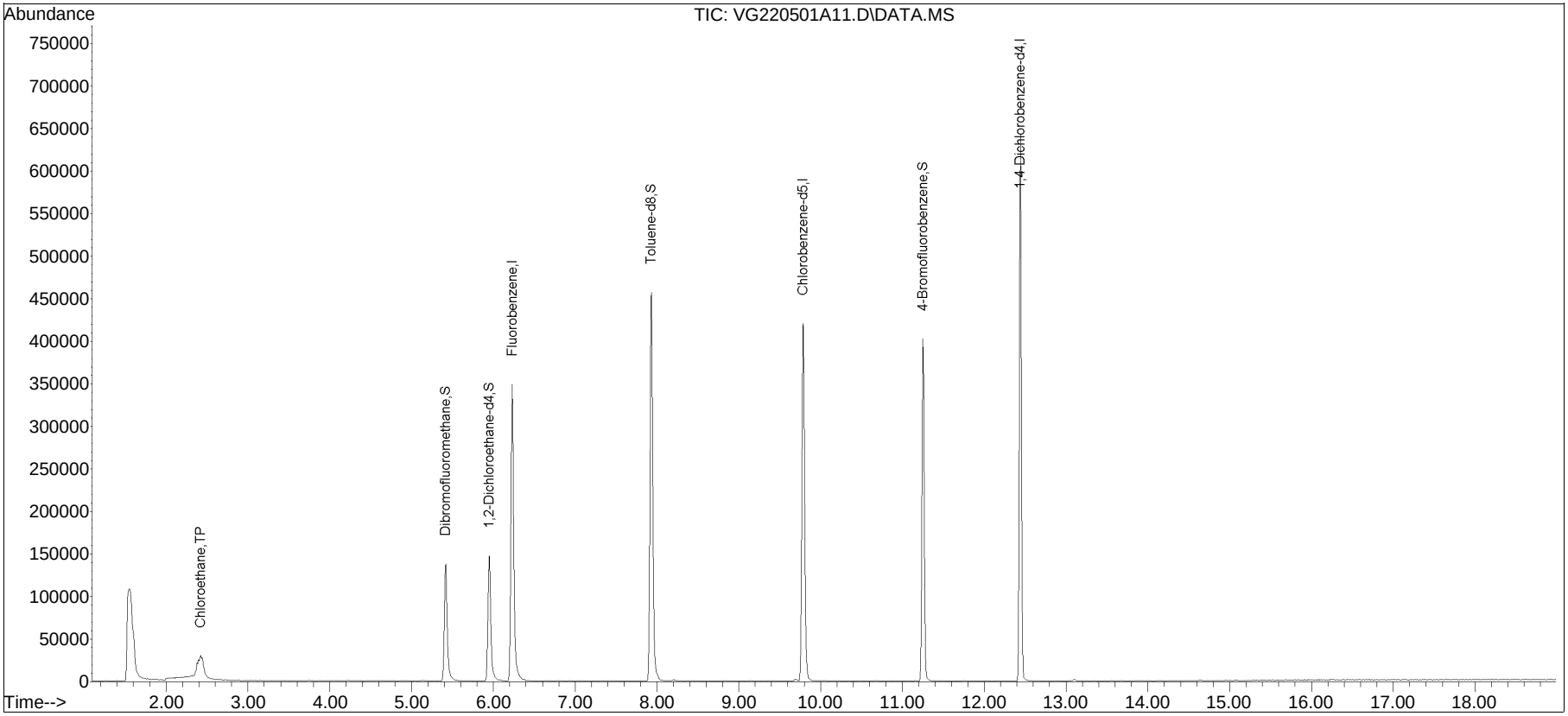

Manual Integration Report

Data Path	: I:\VOLATILES\Gonzo\2022\22Q	Method	: G_220425N_8260.m
Data File	: VG220501A11.D	Operator	: GONZO:mv
Date Inj'd	: 5/1/2022 1:19 pm	Instrument	: Gonzo
Sample	: L2222369-06,31,10,10,,A,PR	Quant Date	: 5/2/2022 8:01 am

There are no manual integrations or false positives in this file.

Quantitation Report (QT Reviewed)

Data Path : I:\VOLATILES\Gonzo\2022\220501A\
Data File : VG220501A12.D
Acq On : 1 May 2022 1:45 pm
Operator : GONZO:mv
Sample : L2222369-07,31,10,10,,A,PRI
Misc : WG1633355,ICAL18969
ALS Vial : 12 Sample Multiplier: 1

Quant Time: May 02 12:15:23 2022
Quant Method : I:\VOLATILES\Gonzo\2022\220501A\G_220425N_8260.m
Quant Title : VOLATILES BY GC/MS
QLast Update : Tue Apr 26 12:00:50 2022
Response via : Initial Calibration

CCAL FILE(s) : 1 - I:\VOLATILES\Gonzo\2022\220501A\VG220501A02.D
Sub List : 8260-NYTCL - Megamix plus Diox

Compound	R.T.	QIon	Response	Conc Units	Dev(Min)
Internal Standards					
1) Fluorobenzene	6.230	96	380869	10.000 ug/L	0.00
Standard Area 1 = 421642			Recovery = 90.33%		
59) Chlorobenzene-d5	9.785	117	307892	10.000 ug/L	0.00
Standard Area 1 = 332906			Recovery = 92.49%		
79) 1,4-Dichlorobenzene-d4	12.442	152	173495	10.000 ug/L	0.00
Standard Area 1 = 197122			Recovery = 88.01%		
System Monitoring Compounds					
36) Dibromofluoromethane	5.417	113	103370	10.242 ug/L	0.00
Spiked Amount 10.000	Range 70 - 130		Recovery = 102.42%		
43) 1,2-Dichloroethane-d4	5.949	65	127562	10.694 ug/L	0.00
Spiked Amount 10.000	Range 70 - 130		Recovery = 106.94%		
60) Toluene-d8	7.929	98	388790	10.080 ug/L	0.00
Spiked Amount 10.000	Range 70 - 130		Recovery = 100.80%		
83) 4-Bromofluorobenzene	11.249	95	145352	9.956 ug/L	0.00
Spiked Amount 10.000	Range 70 - 130		Recovery = 99.56%		
Target Compounds					Qvalue
4) Vinyl chloride	0.000		0	N.D.	
10) 1,1-Dichloroethene	0.000		0	N.D.	
15) Methylene chloride	0.000		0	N.D.	
17) Acetone	3.754	43	1710	Below Cal #	56
18) trans-1,2-Dichloroethene	0.000		0	N.D.	
20) Methyl tert-butyl ether	0.000		0	N.D.	
23) 1,1-Dichloroethane	0.000		0	N.D.	
28) cis-1,2-Dichloroethene	5.045	96	91	N.D.	
32) Chloroform	0.000		0	N.D.	
34) Carbon tetrachloride	0.000		0	N.D.	
37) 1,1,1-Trichloroethane	0.000		0	N.D.	
39) 2-Butanone	5.531	43	99	N.D.	
41) Benzene	0.000		0	N.D.	
44) 1,2-Dichloroethane	0.000		0	N.D. d	
48) Trichloroethene	0.000		0	N.D. d	
57) 1,4-Dioxane	0.000		0	N.D.	
61) Toluene	7.987	92	73	N.D.	
63) Tetrachloroethene	0.000		0	N.D.	
73) Chlorobenzene	0.000		0	N.D.	
74) Ethylbenzene	9.842	91	75	N.D.	

Data Path : I:\VOLATILES\Gonzo\2022\220501A\
Data File : VG220501A12.D
Acq On : 1 May 2022 1:45 pm
Operator : GONZO:mv
Sample : L2222369-07,31,10,10,,A,PRI
Misc : WG1633355,ICAL18969
ALS Vial : 12 Sample Multiplier: 1

Quant Time: May 02 12:15:23 2022
Quant Method : I:\VOLATILES\Gonzo\2022\220501A\G_220425N_8260.m
Quant Title : VOLATILES BY GC/MS
QLast Update : Tue Apr 26 12:00:50 2022
Response via : Initial Calibration

CCAL FILE(s) : 1 - I:\VOLATILES\Gonzo\2022\220501A\VG220501A02.D
Sub List : 8260-NYTCL - Megamix plus Diox

Compound	R.T.	QIon	Response	Conc	Units	Dev(Min)
76) p/m Xylene	0.000		0		N.D.	
77) o Xylene	0.000		0		N.D.	
85) n-Propylbenzene	11.249	91	566		N.D.	
90) 1,3,5-Trimethylbenzene	11.628	105	84		N.D.	
94) tert-Butylbenzene	0.000		0		N.D.	
97) 1,2,4-Trimethylbenzene	0.000		0		N.D.	
98) sec-Butylbenzene	0.000		0		N.D.	
100) 1,3-Dichlorobenzene	0.000		0		N.D.	
101) 1,4-Dichlorobenzene	0.000		0		N.D.	
103) n-Butylbenzene	12.730	91	90		N.D.	
104) 1,2-Dichlorobenzene	0.000		0		N.D.	

(#) = qualifier out of range (m) = manual integration (+) = signals summed

Quantitation Report (QT Reviewed)

Data Path : I:\VOLATILES\Gonzo\2022\220501A\
Data File : VG220501A12.D
Acq On : 1 May 2022 1:45 pm
Operator : GONZO:mv
Sample : L2222369-07,31,10,10,,A,PRI
Misc : WG1633355,ICAL18969
ALS Vial : 12 Sample Multiplier: 1

Quant Time: May 02 12:15:23 2022
Quant Method : I:\VOLATILES\Gonzo\2022\220501A\G_220425N_8260.m
Quant Title : VOLATILES BY GC/MS
QLast Update : Tue Apr 26 12:00:50 2022
Response via : Initial Calibration

Sub List : 8260-NYTCL - Megamix plus Diox0501A\VG220501A02.D•

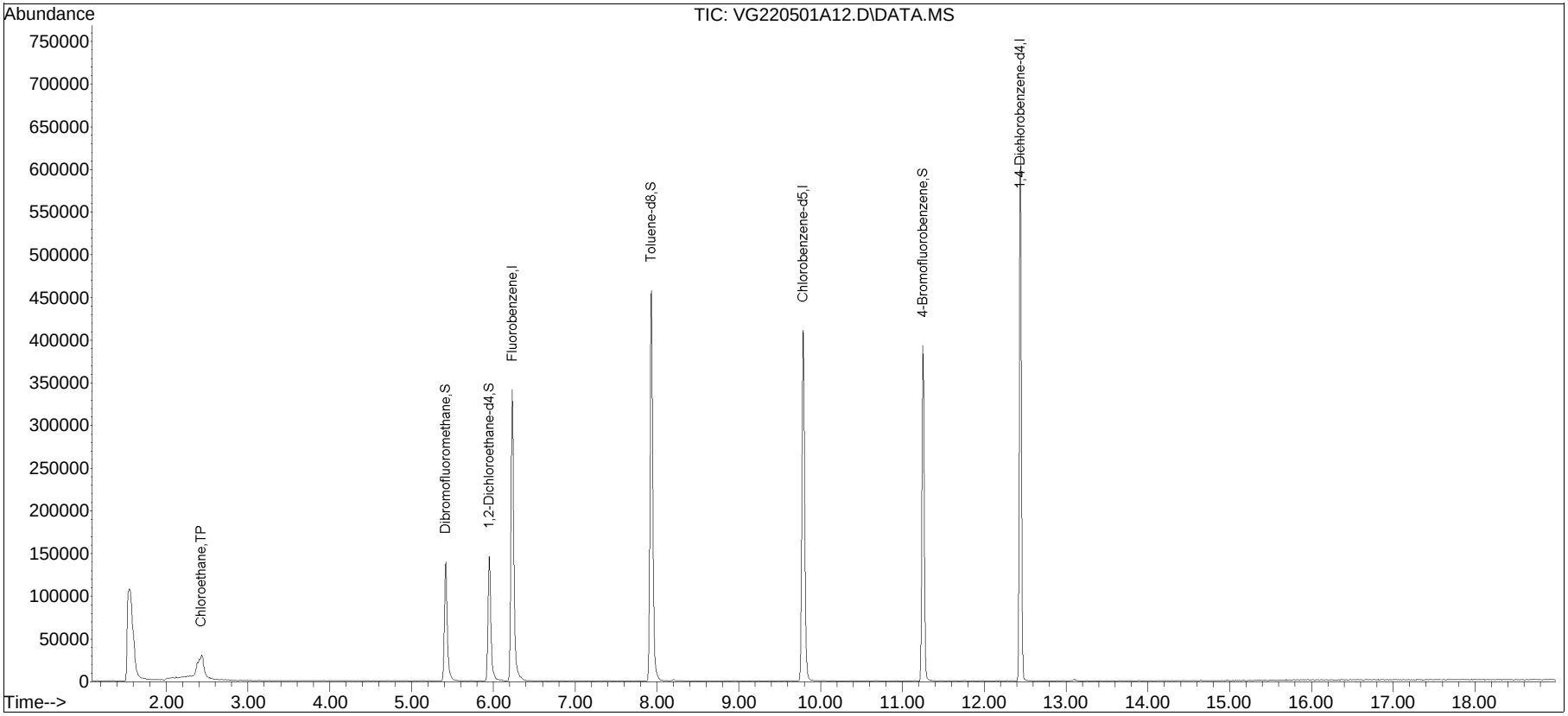

Manual Integration Report

Data Path	: I:\VOLATILES\Gonzo\2022\22Q	Method	: G_220425N_8260.m
Data File	: VG220501A12.D	Operator	: GONZO:mv
Date Inj'd	: 5/1/2022 1:45 pm	Instrument	: Gonzo
Sample	: L2222369-07,31,10,10,,A,PR	Quant Date	: 5/2/2022 8:01 am

There are no manual integrations or false positives in this file.

Quantitation Report (QT Reviewed)

Data Path : I:\VOLATILES\Gonzo\2022\220501A\
Data File : VG220501A13.D
Acq On : 1 May 2022 2:12 pm
Operator : GONZO:mv
Sample : L2222369-05,31,10,10,,A,PRI
Misc : WG1633355,ICAL18969
ALS Vial : 13 Sample Multiplier: 1

Quant Time: May 03 10:09:28 2022
Quant Method : I:\VOLATILES\Gonzo\2022\220501A\G_220425N_8260.m
Quant Title : VOLATILES BY GC/MS
QLast Update : Tue Apr 26 12:00:50 2022
Response via : Initial Calibration

CCAL FILE(s) : 1 - I:\VOLATILES\Gonzo\2022\220501A\VG220501A02.D
Sub List : 8260-NYTCL - Megamix plus Diox

Compound	R.T.	QIon	Response	Conc	Units	Dev(Min)
Internal Standards						
1) Fluorobenzene	6.230	96	380386	10.000	ug/L	0.00
Standard Area 1 = 421642			Recovery = 90.22%			
59) Chlorobenzene-d5	9.785	117	307747	10.000	ug/L	0.00
Standard Area 1 = 332906			Recovery = 92.44%			
79) 1,4-Dichlorobenzene-d4	12.442	152	174859	10.000	ug/L	0.00
Standard Area 1 = 197122			Recovery = 88.71%			
System Monitoring Compounds						
36) Dibromofluoromethane	5.418	113	106622	10.578	ug/L	0.00
Spiked Amount 10.000	Range 70 - 130		Recovery = 105.78%			
43) 1,2-Dichloroethane-d4	5.949	65	131241	11.016	ug/L	0.00
Spiked Amount 10.000	Range 70 - 130		Recovery = 110.16%			
60) Toluene-d8	7.929	98	384532	9.974	ug/L	0.00
Spiked Amount 10.000	Range 70 - 130		Recovery = 99.74%			
83) 4-Bromofluorobenzene	11.249	95	147415	10.019	ug/L	0.00
Spiked Amount 10.000	Range 70 - 130		Recovery = 100.19%			
Target Compounds						Qvalue
4) Vinyl chloride	2.022	62	8435844	1183.059	ug/L	99
10) 1,1-Dichloroethene	3.123	96	171	N.D.		
15) Methylene chloride	0.000		0	N.D.		
17) Acetone	3.746	43	1293	Below Cal #		86
18) trans-1,2-Dichloroethene	3.860	96	305	N.D.		
20) Methyl tert-butyl ether	3.944	73	485	N.D.		
23) 1,1-Dichloroethane	0.000		0	N.D.		
28) cis-1,2-Dichloroethene	4.969	96	314466	43.505	ug/L	88
32) Chloroform	0.000		0	N.D.		
34) Carbon tetrachloride	0.000		0	N.D.		
37) 1,1,1-Trichloroethane	0.000		0	N.D.		
39) 2-Butanone	0.000		0	N.D. d		
41) Benzene	0.000		0	N.D.		
44) 1,2-Dichloroethane	0.000		0	N.D. d		
48) Trichloroethene	0.000		0	N.D. d		
57) 1,4-Dioxane	0.000		0	N.D.		
61) Toluene	7.987	92	934	N.D.		
63) Tetrachloroethene	0.000		0	N.D.		
73) Chlorobenzene	0.000		0	N.D.		
74) Ethylbenzene	9.843	91	670	N.D.		

Data Path : I:\VOLATILES\Gonzo\2022\220501A\
Data File : VG220501A13.D
Acq On : 1 May 2022 2:12 pm
Operator : GONZO:mv
Sample : L2222369-05,31,10,10,,A,PRI
Misc : WG1633355,ICAL18969
ALS Vial : 13 Sample Multiplier: 1

Quant Time: May 03 10:09:28 2022
Quant Method : I:\VOLATILES\Gonzo\2022\220501A\G_220425N_8260.m
Quant Title : VOLATILES BY GC/MS
QLast Update : Tue Apr 26 12:00:50 2022
Response via : Initial Calibration

CCAL FILE(s) : 1 - I:\VOLATILES\Gonzo\2022\220501A\VG220501A02.D
Sub List : 8260-NYTCL - Megamix plus Diox

Compound	R.T.	QIon	Response	Conc	Units	Dev(Min)
76) p/m Xylene	10.032	106	855	N.D.		
77) o Xylene	10.567	106	89	N.D.		
85) n-Propylbenzene	11.258	91	493	N.D.		
90) 1,3,5-Trimethylbenzene	11.850	105	81	N.D.		
94) tert-Butylbenzene	0.000		0	N.D.		
97) 1,2,4-Trimethylbenzene	11.850	105	81	N.D.		
98) sec-Butylbenzene	0.000		0	N.D.		
100) 1,3-Dichlorobenzene	0.000		0	N.D.		
101) 1,4-Dichlorobenzene	0.000		0	N.D.		
103) n-Butylbenzene	0.000		0	N.D.		
104) 1,2-Dichlorobenzene	0.000		0	N.D.		

(#) = qualifier out of range (m) = manual integration (+) = signals summed

Quantitation Report (QT Reviewed)

Data Path : I:\VOLATILES\Gonzo\2022\220501A\
Data File : VG220501A13.D
Acq On : 1 May 2022 2:12 pm
Operator : GONZO:mv
Sample : L2222369-05,31,10,10,,A,PRI
Misc : WG1633355,ICAL18969
ALS Vial : 13 Sample Multiplier: 1

Quant Time: May 03 10:09:28 2022
Quant Method : I:\VOLATILES\Gonzo\2022\220501A\G_220425N_8260.m
Quant Title : VOLATILES BY GC/MS
QLast Update : Tue Apr 26 12:00:50 2022
Response via : Initial Calibration

Sub List : 8260-NYTCL - Megamix plus Diox0501A\VG220501A02.D•

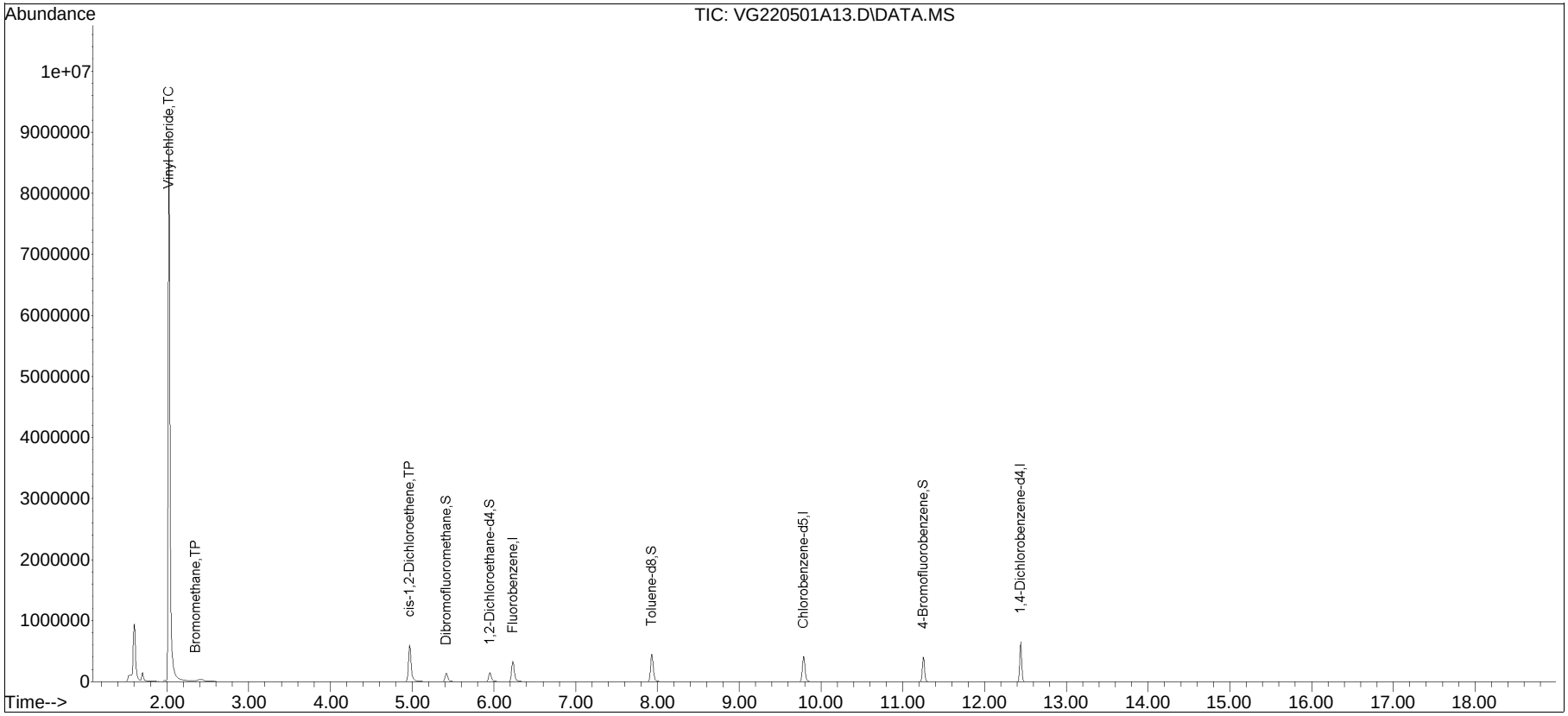

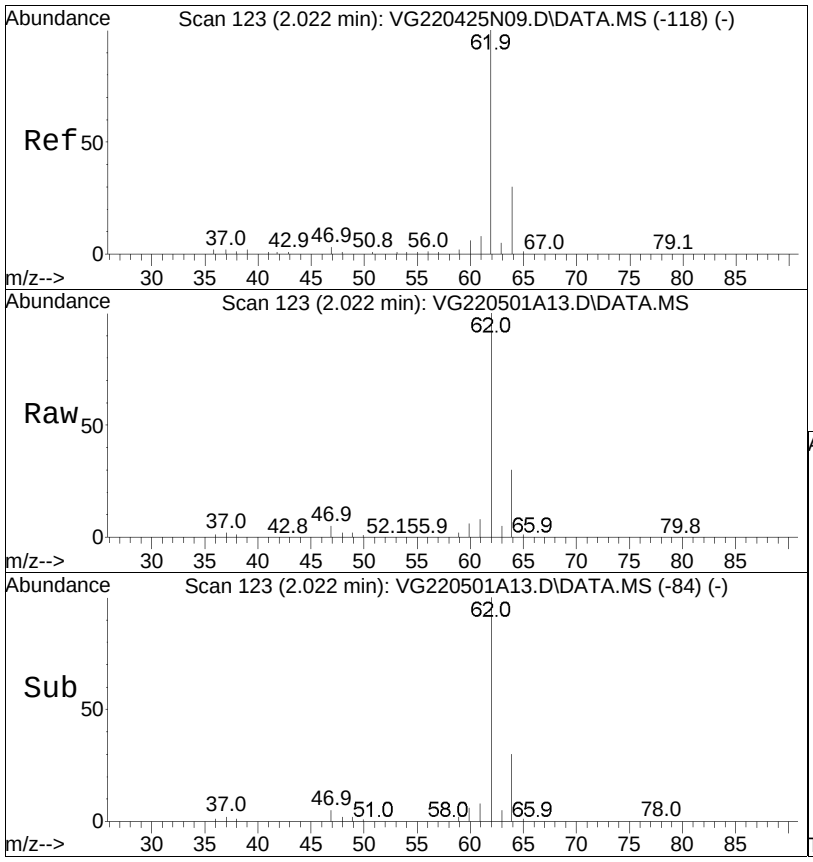

#4
Vinyl chloride
Concen: 1183.06 ug/L
RT: 2.022 min Scan# 123
Delta R.T. -0.000 min
Lab File: VG220501A13.D
Acq: 1 May 2022 2:12 pm

Tgt Ion: 62 Resp: 8435844

Ion	Ratio	Lower	Upper
62	100		
64	30.8	11.3	51.3

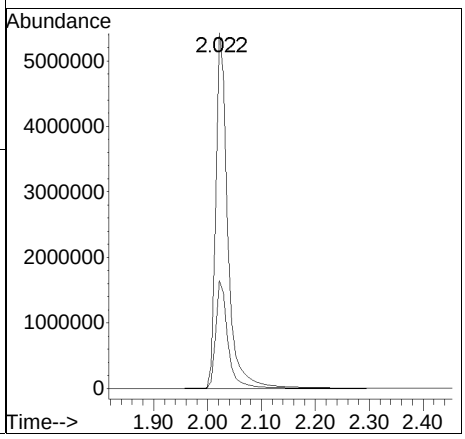

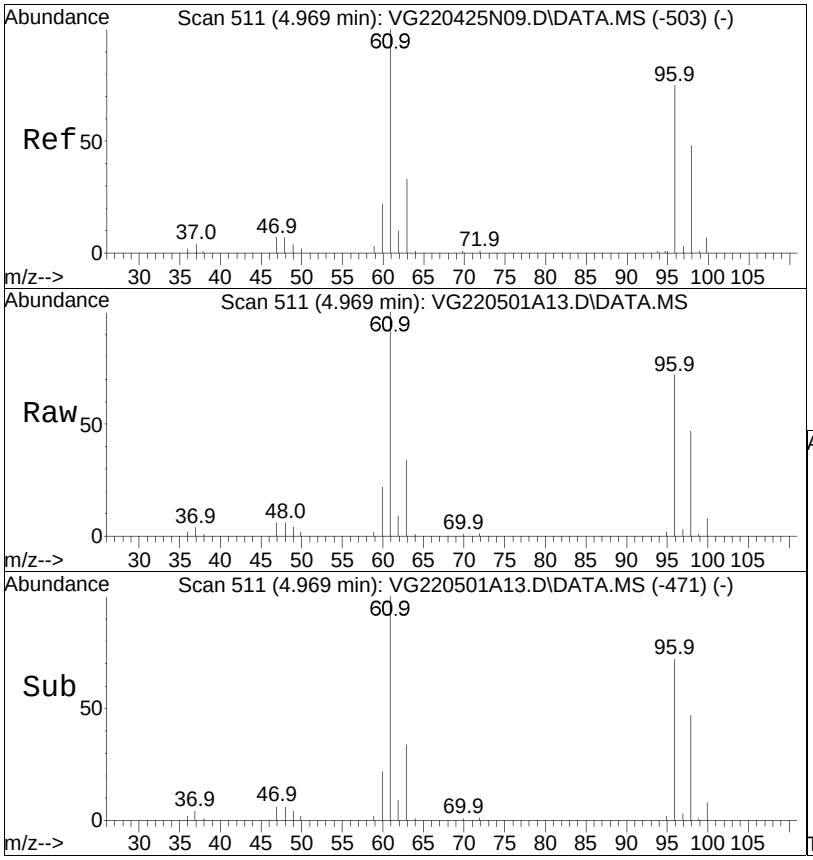

#28
cis-1,2-Dichloroethene
Concen: 43.50 ug/L
RT: 4.969 min Scan# 511
Delta R.T. 0.000 min
Lab File: VG220501A13.D
Acq: 1 May 2022 2:12 pm

Tgt Ion: 96 Resp: 314466

Ion	Ratio	Lower	Upper
96	100		
61	140.6	96.6	144.8
98	63.7	51.3	76.9

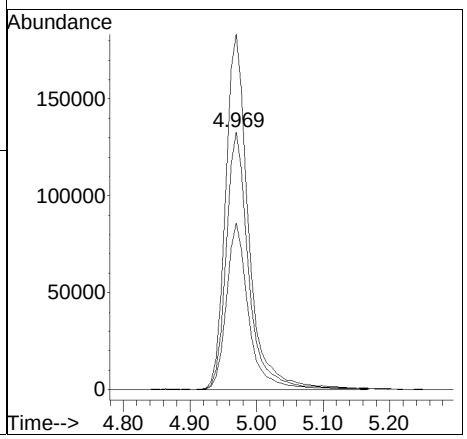

Manual Integration Report

Data Path	: I:\VOLATILES\Gonzo\2022\22Q	Method	: G_220425N_8260.m
Data File	: VG220501A13.D	Operator	: GONZO:mv
Date Inj'd	: 5/1/2022 2:12 pm	Instrument	: Gonzo
Sample	: L2222369-05,31,10,10,,A,PR	Quant Date	: 5/2/2022 8:01 am

There are no manual integrations or false positives in this file.

Quantitation Report (QT Reviewed)

Data Path : I:\VOLATILES\Gonzo\2022\220501A\
Data File : VG220501A14.D
Acq On : 1 May 2022 2:39 pm
Operator : GONZO:mv
Sample : L2222369-02,31,10,10,,A,PRI
Misc : WG1633355,ICAL18969
ALS Vial : 14 Sample Multiplier: 1

Quant Time: May 02 09:48:55 2022
Quant Method : I:\VOLATILES\Gonzo\2022\220501A\G_220425N_8260.m
Quant Title : VOLATILES BY GC/MS
QLast Update : Tue Apr 26 12:00:50 2022
Response via : Initial Calibration

CCAL FILE(s) : 1 - I:\VOLATILES\Gonzo\2022\220501A\VG220501A02.D
Sub List : 8260-NYTCL - Megamix plus Diox

Compound	R.T.	QIon	Response	Conc Units	Dev(Min)
Internal Standards					
1) Fluorobenzene	6.230	96	394502	10.000 ug/L	0.00
Standard Area 1 = 421642			Recovery = 93.56%		
59) Chlorobenzene-d5	9.785	117	312194	10.000 ug/L	0.00
Standard Area 1 = 332906			Recovery = 93.78%		
79) 1,4-Dichlorobenzene-d4	12.442	152	178930	10.000 ug/L	0.00
Standard Area 1 = 197122			Recovery = 90.77%		
System Monitoring Compounds					
36) Dibromofluoromethane	5.418	113	107706	10.303 ug/L	0.00
Spiked Amount 10.000	Range 70 - 130		Recovery = 103.03%		
43) 1,2-Dichloroethane-d4	5.949	65	133171	10.778 ug/L	0.00
Spiked Amount 10.000	Range 70 - 130		Recovery = 107.78%		
60) Toluene-d8	7.929	98	393787	10.069 ug/L	0.00
Spiked Amount 10.000	Range 70 - 130		Recovery = 100.69%		
83) 4-Bromofluorobenzene	11.249	95	146118	9.705 ug/L	0.00
Spiked Amount 10.000	Range 70 - 130		Recovery = 97.05%		
Target Compounds					Qvalue
4) Vinyl chloride	2.022	62	8256371	1116.458 ug/L	99
10) 1,1-Dichloroethene	3.123	96	191	N.D.	
15) Methylene chloride	0.000		0	N.D.	
17) Acetone	3.746	43	1760	Below Cal #	47
18) trans-1,2-Dichloroethene	3.853	96	187	N.D.	
20) Methyl tert-butyl ether	3.951	73	429	N.D.	
23) 1,1-Dichloroethane	0.000		0	N.D.	
28) cis-1,2-Dichloroethene	4.969	96	307431	41.009 ug/L	88
32) Chloroform	0.000		0	N.D.	
34) Carbon tetrachloride	0.000		0	N.D.	
37) 1,1,1-Trichloroethane	0.000		0	N.D.	
39) 2-Butanone	0.000		0	N.D. d	
41) Benzene	0.000		0	N.D.	
44) 1,2-Dichloroethane	0.000		0	N.D. d	
48) Trichloroethene	0.000		0	N.D. d	
57) 1,4-Dioxane	0.000		0	N.D.	
61) Toluene	7.987	92	1063	N.D.	
63) Tetrachloroethene	0.000		0	N.D.	
73) Chlorobenzene	0.000		0	N.D.	
74) Ethylbenzene	9.851	91	668	N.D.	

Data Path : I:\VOLATILES\Gonzo\2022\220501A\
Data File : VG220501A14.D
Acq On : 1 May 2022 2:39 pm
Operator : GONZO:mv
Sample : L2222369-02,31,10,10,,A,PRI
Misc : WG1633355,ICAL18969
ALS Vial : 14 Sample Multiplier: 1

Quant Time: May 02 09:48:55 2022
Quant Method : I:\VOLATILES\Gonzo\2022\220501A\G_220425N_8260.m
Quant Title : VOLATILES BY GC/MS
QLast Update : Tue Apr 26 12:00:50 2022
Response via : Initial Calibration

CCAL FILE(s) : 1 - I:\VOLATILES\Gonzo\2022\220501A\VG220501A02.D
Sub List : 8260-NYTCL - Megamix plus Diox

Compound	R.T.	QIon	Response	Conc	Units	Dev(Min)
76) p/m Xylene	10.040	106	1003	0.073	ug/L	77
77) o Xylene	0.000		0	N.D.		
85) n-Propylbenzene	11.258	91	596	N.D.		
90) 1,3,5-Trimethylbenzene	0.000		0	N.D.		
94) tert-Butylbenzene	0.000		0	N.D.		
97) 1,2,4-Trimethylbenzene	12.047	105	91	N.D.		
98) sec-Butylbenzene	12.047	105	91	N.D.		
100) 1,3-Dichlorobenzene	0.000		0	N.D.		
101) 1,4-Dichlorobenzene	0.000		0	N.D.		
103) n-Butylbenzene	0.000		0	N.D.		
104) 1,2-Dichlorobenzene	0.000		0	N.D.		

(#) = qualifier out of range (m) = manual integration (+) = signals summed

Quantitation Report (QT Reviewed)

Data Path : I:\VOLATILES\Gonzo\2022\220501A\
Data File : VG220501A14.D
Acq On : 1 May 2022 2:39 pm
Operator : GONZO:mv
Sample : L2222369-02,31,10,10,,A,PRI
Misc : WG1633355,ICAL18969
ALS Vial : 14 Sample Multiplier: 1

Quant Time: May 02 09:48:55 2022
Quant Method : I:\VOLATILES\Gonzo\2022\220501A\G_220425N_8260.m
Quant Title : VOLATILES BY GC/MS
QLast Update : Tue Apr 26 12:00:50 2022
Response via : Initial Calibration

Sub List : 8260-NYTCL - Megamix plus Diox0501A\VG220501A02.D•

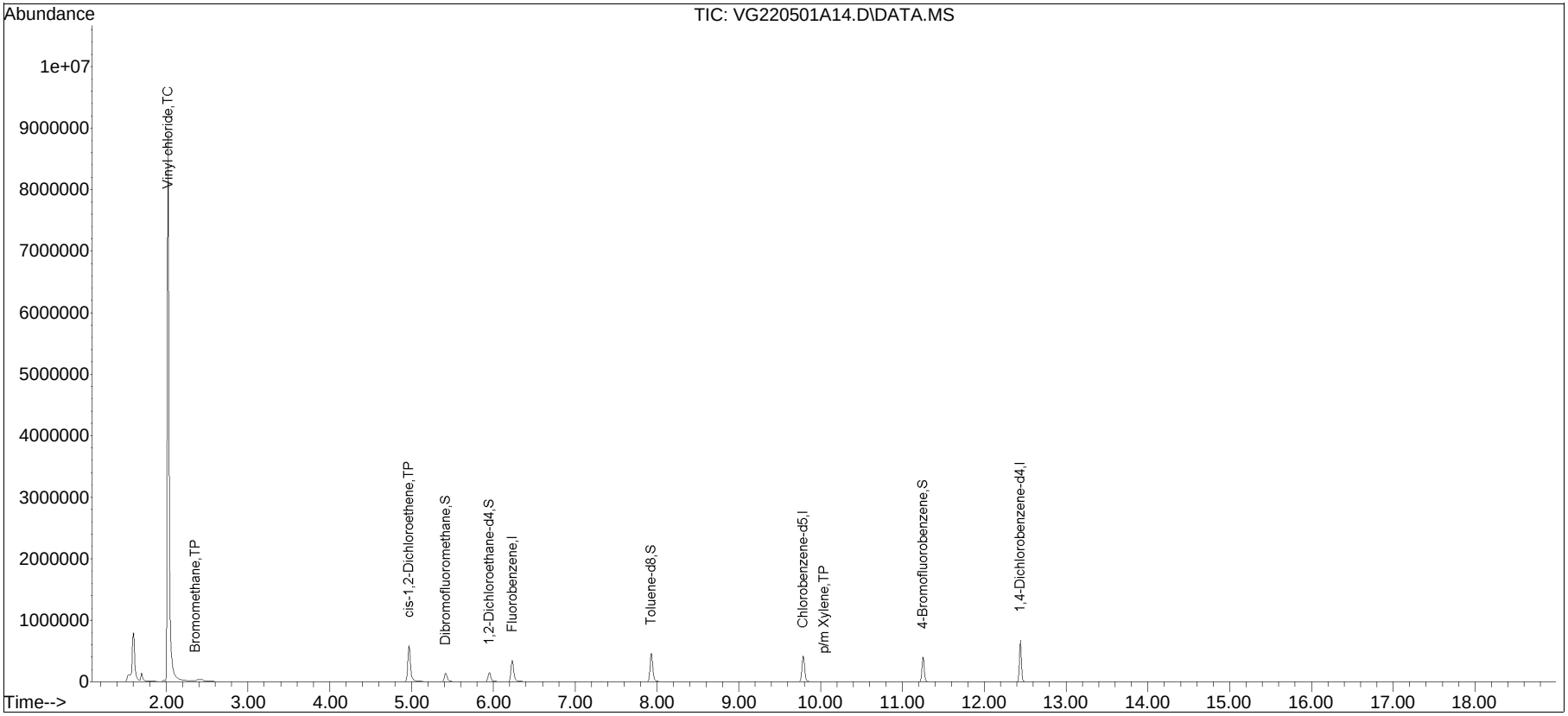

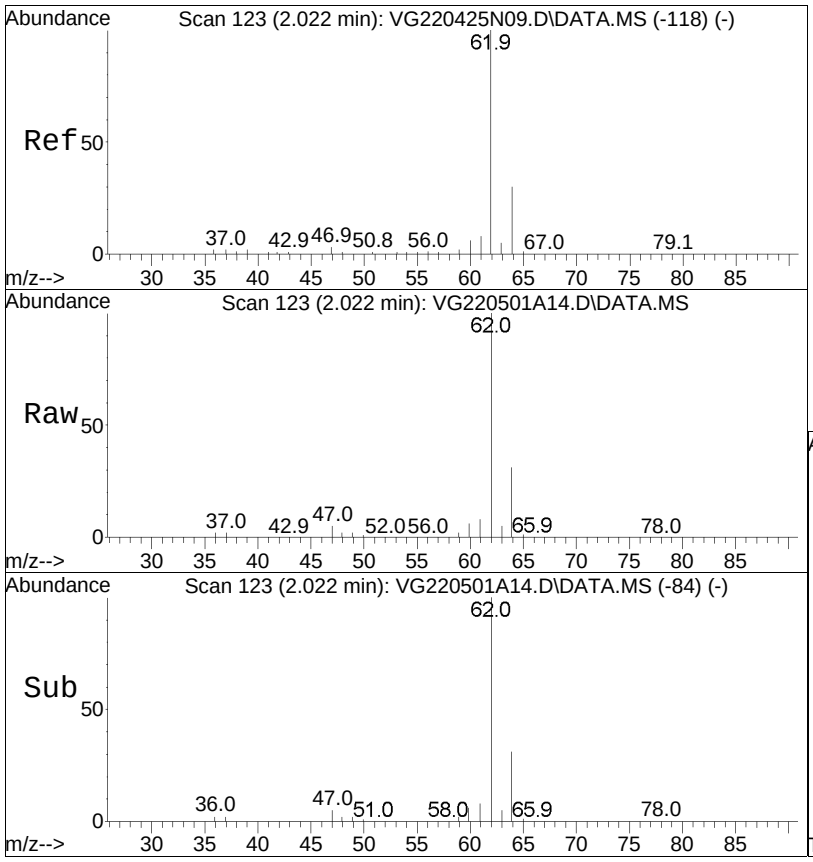

#4
Vinyl chloride
Concen: 1116.46 ug/L
RT: 2.022 min Scan# 123
Delta R.T. -0.000 min
Lab File: VG220501A14.D
Acq: 1 May 2022 2:39 pm

Tgt Ion: 62 Resp: 8256371

Ion	Ratio	Lower	Upper
62	100		
64	30.9	11.3	51.3

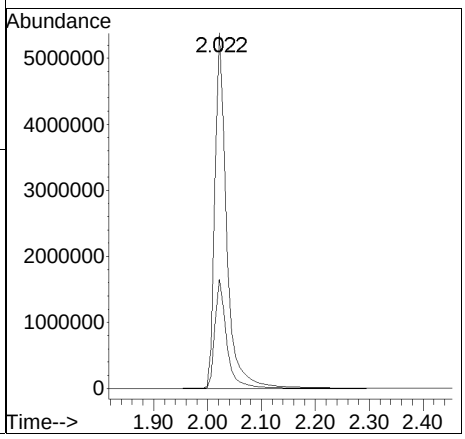

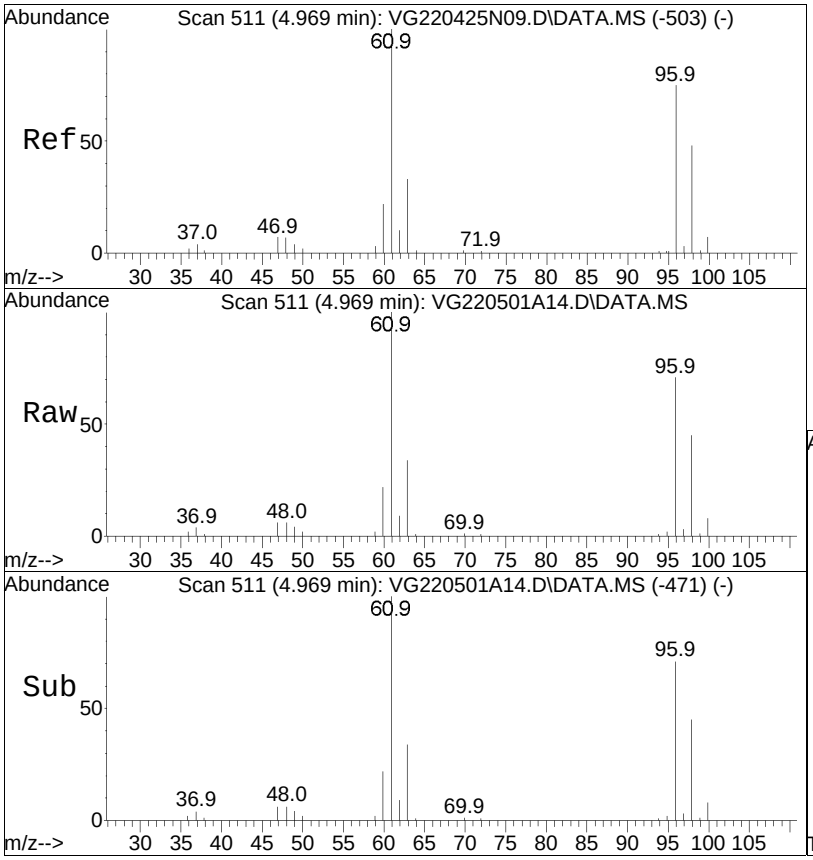

#28
cis-1,2-Dichloroethene
Concen: 41.01 ug/L
RT: 4.969 min Scan# 511
Delta R.T. 0.000 min
Lab File: VG220501A14.D
Acq: 1 May 2022 2:39 pm

Tgt Ion: 96 Resp: 307431

Ion	Ratio	Lower	Upper
96	100		
61	141.2	96.6	144.8
98	64.6	51.3	76.9

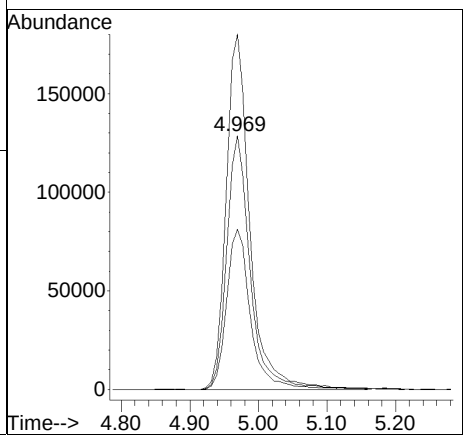

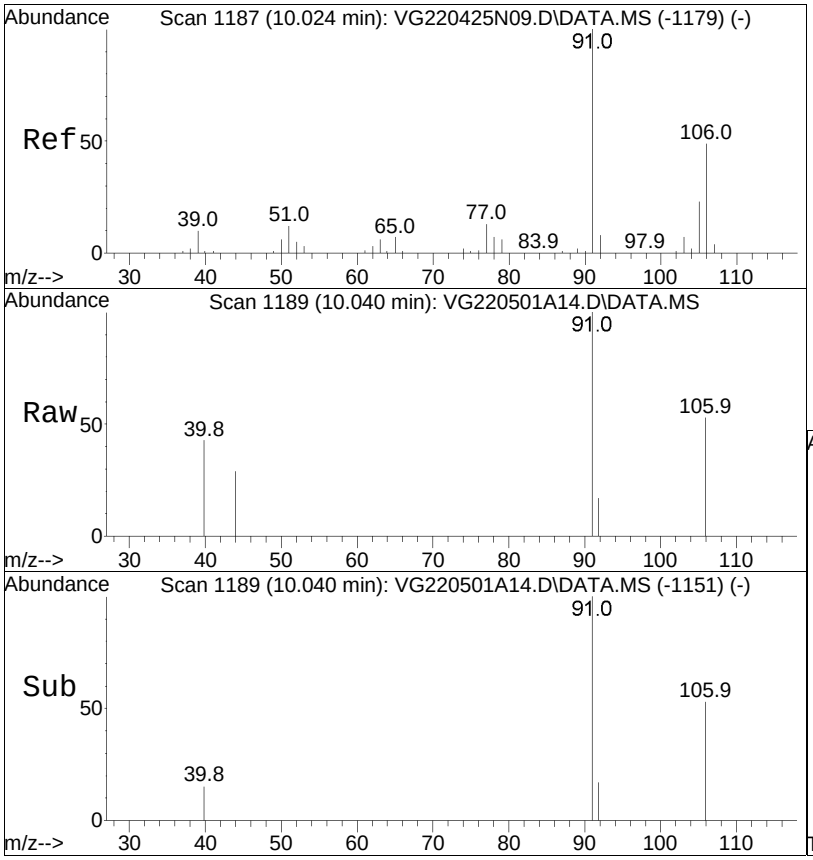

#76
p/m Xylene
Concen: 0.07 ug/L
RT: 10.040 min Scan# 1189
Delta R.T. 0.016 min
Lab File: VG220501A14.D
Acq: 1 May 2022 2:39 pm

Tgt Ion:106 Resp: 1003

Ion	Ratio	Lower	Upper
106	100		
91	230.7	157.1	235.7

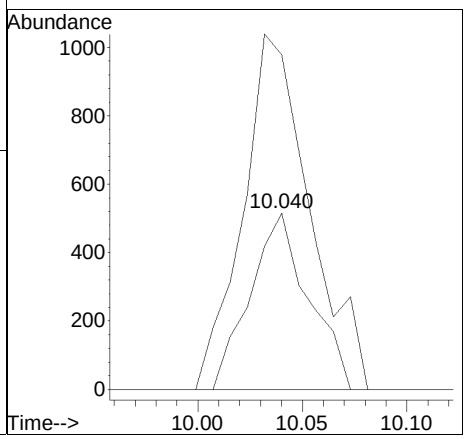

Manual Integration Report

Data Path	: I:\VOLATILES\Gonzo\2022\22Q	Method	: G_220425N_8260.m
Data File	: VG220501A14.D	Operator	: GONZO:mv
Date Inj'd	: 5/1/2022 2:39 pm	Instrument	: Gonzo
Sample	: L2222369-02,31,10,10,,A,PR	Quant Date	: 5/2/2022 8:02 am

There are no manual integrations or false positives in this file.

Quantitation Report (QT Reviewed)

Data Path : I:\VOLATILES\Gonzo\2022\220501A\
Data File : VG220501A15.D
Acq On : 1 May 2022 3:05 pm
Operator : GONZO:mv
Sample : L2222369-03,31,10,10,,A,PRI
Misc : WG1633355,ICAL18969
ALS Vial : 15 Sample Multiplier: 1

Quant Time: May 02 09:49:46 2022
Quant Method : I:\VOLATILES\Gonzo\2022\220501A\G_220425N_8260.m
Quant Title : VOLATILES BY GC/MS
QLast Update : Tue Apr 26 12:00:50 2022
Response via : Initial Calibration

CCAL FILE(s) : 1 - I:\VOLATILES\Gonzo\2022\220501A\VG220501A02.D
Sub List : 8260-NYTCL - Megamix plus Diox

Compound	R.T.	QIon	Response	Conc	Units	Dev(Min)
Internal Standards						
1) Fluorobenzene	6.230	96	388720	10.000	ug/L	0.00
Standard Area 1 = 421642			Recovery = 92.19%			
59) Chlorobenzene-d5	9.785	117	313479	10.000	ug/L	0.00
Standard Area 1 = 332906			Recovery = 94.16%			
79) 1,4-Dichlorobenzene-d4	12.442	152	174509	10.000	ug/L	0.00
Standard Area 1 = 197122			Recovery = 88.53%			
System Monitoring Compounds						
36) Dibromofluoromethane	5.417	113	104595	10.154	ug/L	0.00
Spiked Amount 10.000	Range 70 - 130		Recovery = 101.54%			
43) 1,2-Dichloroethane-d4	5.949	65	129996	10.678	ug/L	0.00
Spiked Amount 10.000	Range 70 - 130		Recovery = 106.78%			
60) Toluene-d8	7.929	98	391410	9.967	ug/L	0.00
Spiked Amount 10.000	Range 70 - 130		Recovery = 99.67%			
83) 4-Bromofluorobenzene	11.249	95	144554	9.844	ug/L	0.00
Spiked Amount 10.000	Range 70 - 130		Recovery = 98.44%			
Target Compounds						Qvalue
4) Vinyl chloride	2.022	62	138674	19.031	ug/L	99
10) 1,1-Dichloroethene	0.000		0	N.D.		
15) Methylene chloride	0.000		0	N.D.		
17) Acetone	3.754	43	1445	Below Cal #		56
18) trans-1,2-Dichloroethene	0.000		0	N.D.		
20) Methyl tert-butyl ether	3.944	73	445	N.D.		
23) 1,1-Dichloroethane	4.460	63	158	N.D.		
28) cis-1,2-Dichloroethene	4.969	96	55879	7.565	ug/L	88
32) Chloroform	0.000		0	N.D.		
34) Carbon tetrachloride	0.000		0	N.D.		
37) 1,1,1-Trichloroethane	0.000		0	N.D.		
39) 2-Butanone	0.000		0	N.D. d		
41) Benzene	0.000		0	N.D.		
44) 1,2-Dichloroethane	0.000		0	N.D. d		
48) Trichloroethene	0.000		0	N.D. d		
57) 1,4-Dioxane	0.000		0	N.D.		
61) Toluene	7.994	92	127	N.D.		
63) Tetrachloroethene	0.000		0	N.D.		
73) Chlorobenzene	0.000		0	N.D.		
74) Ethylbenzene	9.777	91	429	N.D.		

Data Path : I:\VOLATILES\Gonzo\2022\220501A\
Data File : VG220501A15.D
Acq On : 1 May 2022 3:05 pm
Operator : GONZO:mv
Sample : L2222369-03,31,10,10,,A,PRI
Misc : WG1633355,ICAL18969
ALS Vial : 15 Sample Multiplier: 1

Quant Time: May 02 09:49:46 2022
Quant Method : I:\VOLATILES\Gonzo\2022\220501A\G_220425N_8260.m
Quant Title : VOLATILES BY GC/MS
QLast Update : Tue Apr 26 12:00:50 2022
Response via : Initial Calibration

CCAL FILE(s) : 1 - I:\VOLATILES\Gonzo\2022\220501A\VG220501A02.D
Sub List : 8260-NYTCL - Megamix plus Diox

Compound	R.T.	QIon	Response	Conc	Units	Dev(Min)
76) p/m Xylene	0.000		0		N.D.	
77) o Xylene	0.000		0		N.D.	
85) n-Propylbenzene	11.249	91	577		N.D.	
90) 1,3,5-Trimethylbenzene	0.000		0		N.D.	
94) tert-Butylbenzene	0.000		0		N.D.	
97) 1,2,4-Trimethylbenzene	0.000		0		N.D.	
98) sec-Butylbenzene	0.000		0		N.D.	
100) 1,3-Dichlorobenzene	12.450	146	78		N.D.	
101) 1,4-Dichlorobenzene	12.450	146	78		N.D.	
103) n-Butylbenzene	0.000		0		N.D.	
104) 1,2-Dichlorobenzene	0.000		0		N.D.	

(#) = qualifier out of range (m) = manual integration (+) = signals summed

Quantitation Report (QT Reviewed)

Data Path : I:\VOLATILES\Gonzo\2022\220501A\
Data File : VG220501A15.D
Acq On : 1 May 2022 3:05 pm
Operator : GONZO:mv
Sample : L2222369-03,31,10,10,,A,PRI
Misc : WG1633355,ICAL18969
ALS Vial : 15 Sample Multiplier: 1

Quant Time: May 02 09:49:46 2022
Quant Method : I:\VOLATILES\Gonzo\2022\220501A\G_220425N_8260.m
Quant Title : VOLATILES BY GC/MS
QLast Update : Tue Apr 26 12:00:50 2022
Response via : Initial Calibration

Sub List : 8260-NYTCL - Megamix plus Diox0501A\VG220501A02.D•

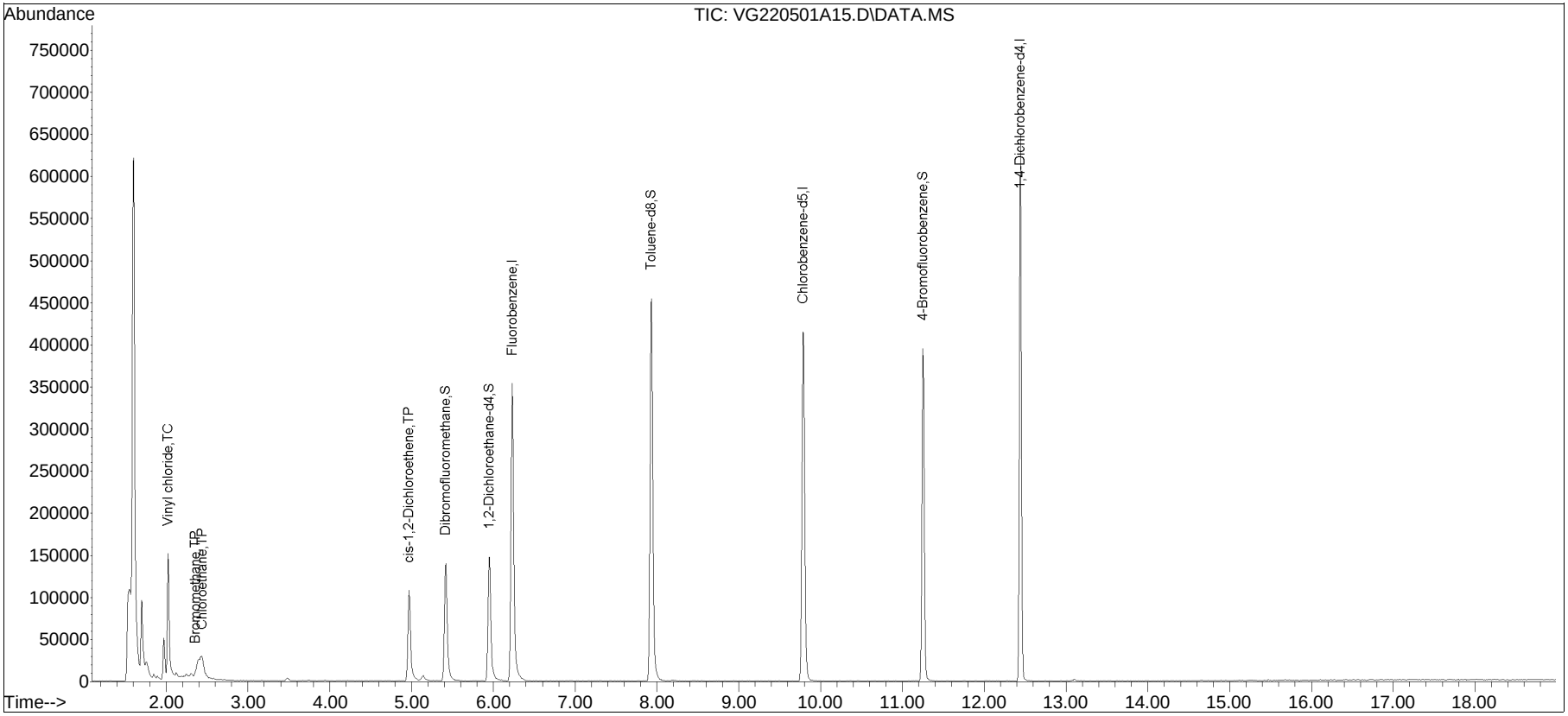

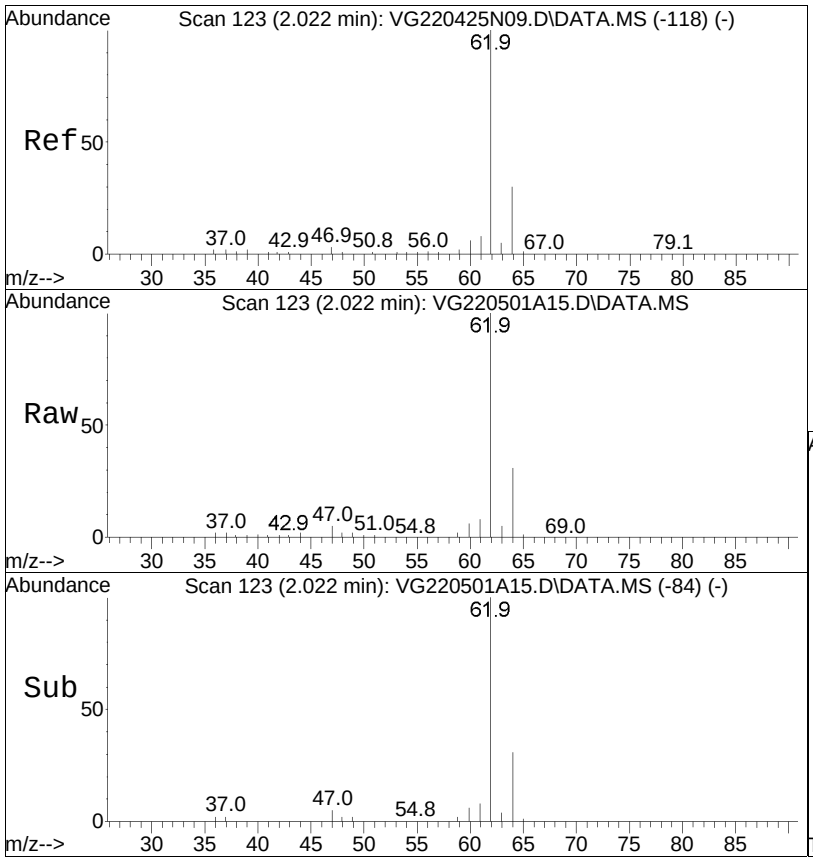

#4
Vinyl chloride
Concen: 19.03 ug/L
RT: 2.022 min Scan# 123
Delta R.T. -0.000 min
Lab File: VG220501A15.D
Acq: 1 May 2022 3:05 pm

Tgt Ion: 62 Resp: 138674

Ion	Ratio	Lower	Upper
62	100		
64	32.0	11.3	51.3

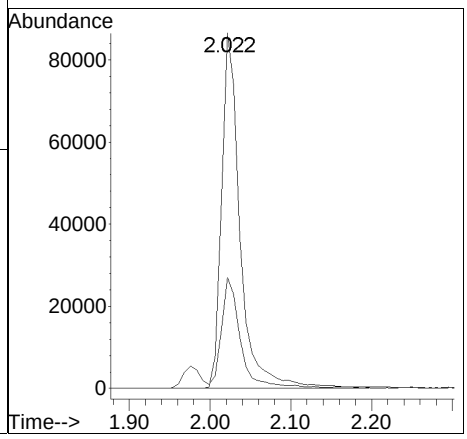

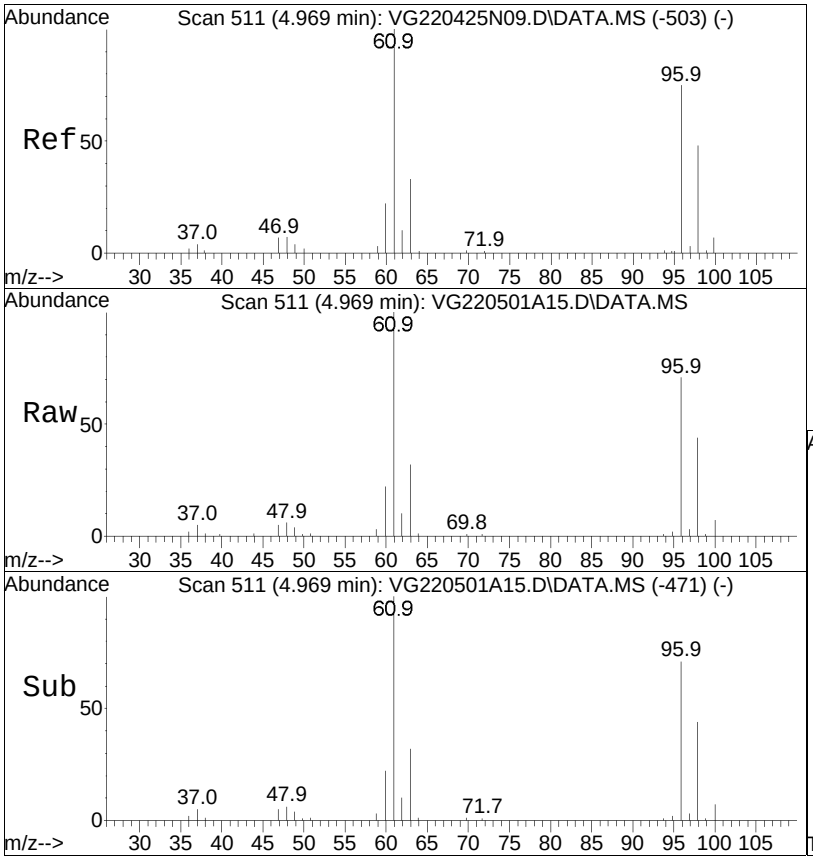

#28
cis-1,2-Dichloroethene
Concen: 7.56 ug/L
RT: 4.969 min Scan# 511
Delta R.T. 0.000 min
Lab File: VG220501A15.D
Acq: 1 May 2022 3:05 pm

Tgt Ion: 96 Resp: 55879

Ion	Ratio	Lower	Upper
96	100		
61	141.4	96.6	144.8
98	64.7	51.3	76.9

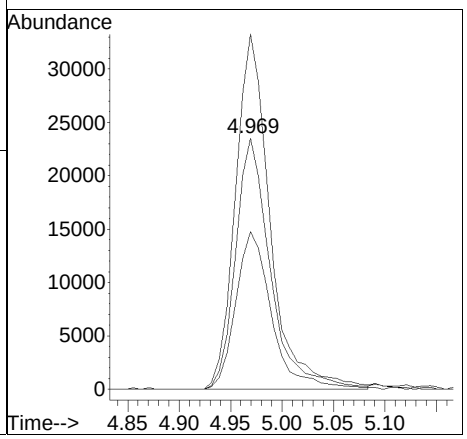

Manual Integration Report

Data Path	: I:\VOLATILES\Gonzo\2022\22Q	Method	: G_220425N_8260.m
Data File	: VG220501A15.D	Operator	: GONZO:mv
Date Inj'd	: 5/1/2022 3:05 pm	Instrument	: Gonzo
Sample	: L2222369-03,31,10,10,,A,PR	Quant Date	: 5/2/2022 8:02 am

There are no manual integrations or false positives in this file.

Quantitation Report (QT Reviewed)

Data Path : I:\VOLATILES\Gonzo\2022\220501A\
Data File : VG220501A16.D
Acq On : 1 May 2022 3:32 pm
Operator : GONZO:mv
Sample : L2222369-04,31,10,10,,A,PRI
Misc : WG1633355,ICAL18969
ALS Vial : 16 Sample Multiplier: 1

Quant Time: May 02 09:51:05 2022
Quant Method : I:\VOLATILES\Gonzo\2022\220501A\G_220425N_8260.m
Quant Title : VOLATILES BY GC/MS
QLast Update : Tue Apr 26 12:00:50 2022
Response via : Initial Calibration

CCAL FILE(s) : 1 - I:\VOLATILES\Gonzo\2022\220501A\VG220501A02.D
Sub List : 8260-NYTCL - Megamix plus Diox

Compound	R.T.	QIon	Response	Conc	Units	Dev(Min)
Internal Standards						
1) Fluorobenzene	6.230	96	385128	10.000	ug/L	0.00
Standard Area 1 = 421642			Recovery =	91.34%		
59) Chlorobenzene-d5	9.785	117	307930	10.000	ug/L	0.00
Standard Area 1 = 332906			Recovery =	92.50%		
79) 1,4-Dichlorobenzene-d4	12.442	152	175232	10.000	ug/L	0.00
Standard Area 1 = 197122			Recovery =	88.90%		
System Monitoring Compounds						
36) Dibromofluoromethane	5.417	113	103981	10.189	ug/L	0.00
Spiked Amount 10.000	Range 70 - 130		Recovery =	101.89%		
43) 1,2-Dichloroethane-d4	5.949	65	132282	10.967	ug/L	0.00
Spiked Amount 10.000	Range 70 - 130		Recovery =	109.67%		
60) Toluene-d8	7.929	98	391112	10.139	ug/L	0.00
Spiked Amount 10.000	Range 70 - 130		Recovery =	101.39%		
83) 4-Bromofluorobenzene	11.249	95	145039	9.836	ug/L	0.00
Spiked Amount 10.000	Range 70 - 130		Recovery =	98.36%		
Target Compounds						Qvalue
4) Vinyl chloride	2.022	62	1831313	253.665	ug/L	99
10) 1,1-Dichloroethene	3.123	96	1312	0.224	ug/L	79
15) Methylene chloride	0.000		0	N.D.		
17) Acetone	3.746	43	19475	8.708	ug/L	95
18) trans-1,2-Dichloroethene	3.845	96	2105	0.334	ug/L	89
20) Methyl tert-butyl ether	0.000		0	N.D.		
23) 1,1-Dichloroethane	4.445	63	331	N.D.		
28) cis-1,2-Dichloroethene	4.969	96	210749	28.797	ug/L	87
32) Chloroform	0.000		0	N.D.		
34) Carbon tetrachloride	0.000		0	N.D.		
37) 1,1,1-Trichloroethane	0.000		0	N.D.		
39) 2-Butanone	5.547	43	8139	2.509	ug/L #	51
41) Benzene	5.797	78	1104	N.D.		
44) 1,2-Dichloroethane	0.000		0	N.D. d		
48) Trichloroethene	6.413	95	11299	1.528	ug/L	91
57) 1,4-Dioxane	0.000		0	N.D.		
61) Toluene	7.987	92	11347	0.655	ug/L	99
63) Tetrachloroethene	8.438	166	1872	0.245	ug/L	84
73) Chlorobenzene	0.000		0	N.D.		
74) Ethylbenzene	9.842	91	4334	0.124	ug/L	98

Data Path : I:\VOLATILES\Gonzo\2022\220501A\
Data File : VG220501A16.D
Acq On : 1 May 2022 3:32 pm
Operator : GONZO:mv
Sample : L2222369-04,31,10,10,,A,PRI
Misc : WG1633355,ICAL18969
ALS Vial : 16 Sample Multiplier: 1

Quant Time: May 02 09:51:05 2022
Quant Method : I:\VOLATILES\Gonzo\2022\220501A\G_220425N_8260.m
Quant Title : VOLATILES BY GC/MS
QLast Update : Tue Apr 26 12:00:50 2022
Response via : Initial Calibration

CCAL FILE(s) : 1 - I:\VOLATILES\Gonzo\2022\220501A\VG220501A02.D
Sub List : 8260-NYTCL - Megamix plus Diox

Compound	R.T.	QIon	Response	Conc	Units	Dev(Min)
76) p/m Xylene	10.023	106	7150	0.529	ug/L	97
77) o Xylene	10.558	106	2247	0.168	ug/L	89
85) n-Propylbenzene	0.000		0	N.D.	d	
90) 1,3,5-Trimethylbenzene	11.512	105	1222	N.D.		
94) tert-Butylbenzene	11.957	119	161	N.D.		
97) 1,2,4-Trimethylbenzene	12.039	105	807	N.D.		
98) sec-Butylbenzene	12.146	105	344	N.D.		
100) 1,3-Dichlorobenzene	12.450	146	203	N.D.		
101) 1,4-Dichlorobenzene	12.450	146	203	N.D.		
103) n-Butylbenzene	0.000		0	N.D.		
104) 1,2-Dichlorobenzene	0.000		0	N.D.		

(#) = qualifier out of range (m) = manual integration (+) = signals summed

Quantitation Report (QT Reviewed)

Data Path : I:\VOLATILES\Gonzo\2022\220501A\
Data File : VG220501A16.D
Acq On : 1 May 2022 3:32 pm
Operator : GONZO:mv
Sample : L2222369-04,31,10,10,,A,PRI
Misc : WG1633355,ICAL18969
ALS Vial : 16 Sample Multiplier: 1

Quant Time: May 02 09:51:05 2022
Quant Method : I:\VOLATILES\Gonzo\2022\220501A\G_220425N_8260.m
Quant Title : VOLATILES BY GC/MS
QLast Update : Tue Apr 26 12:00:50 2022
Response via : Initial Calibration

Sub List : 8260-NYTCL - Megamix plus Diox0501A\VG220501A02.D•

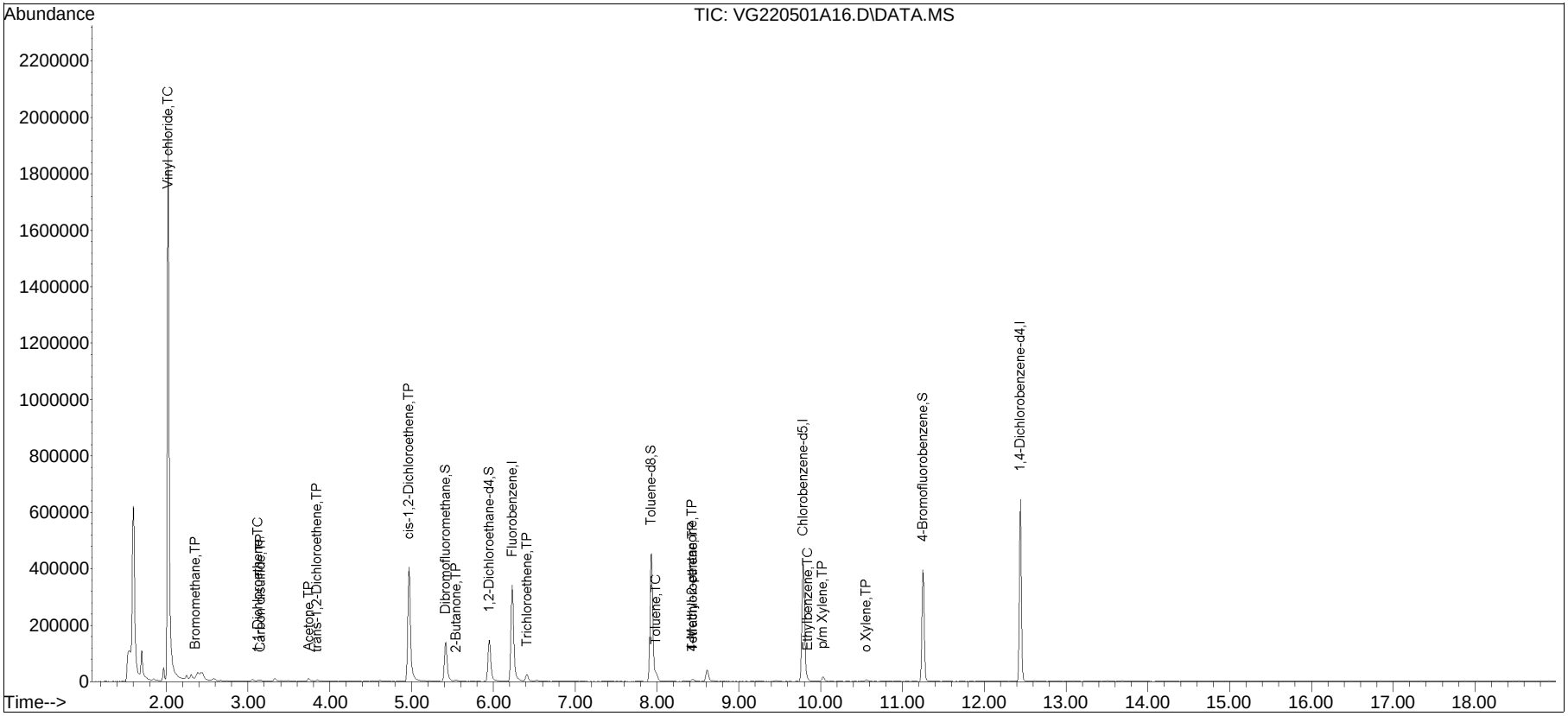

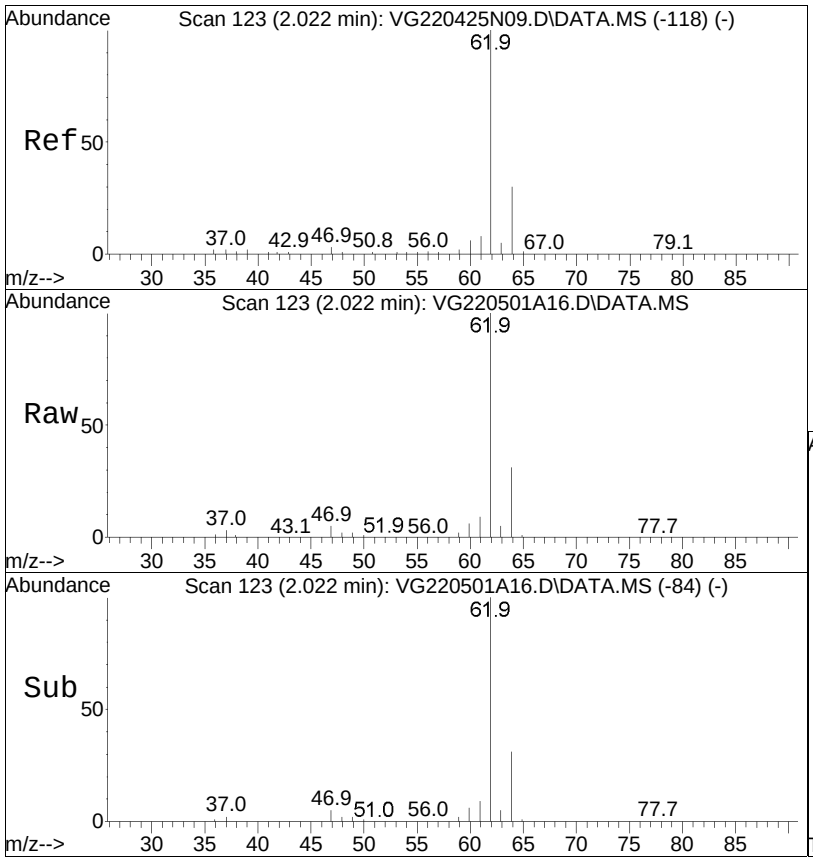

#4
Vinyl chloride
Concen: 253.66 ug/L
RT: 2.022 min Scan# 123
Delta R.T. -0.000 min
Lab File: VG220501A16.D
Acq: 1 May 2022 3:32 pm

Tgt Ion: 62 Resp: 1831313

Ion	Ratio	Lower	Upper
62	100		
64	30.9	11.3	51.3

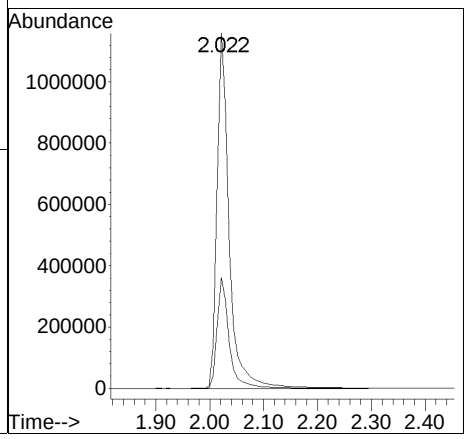

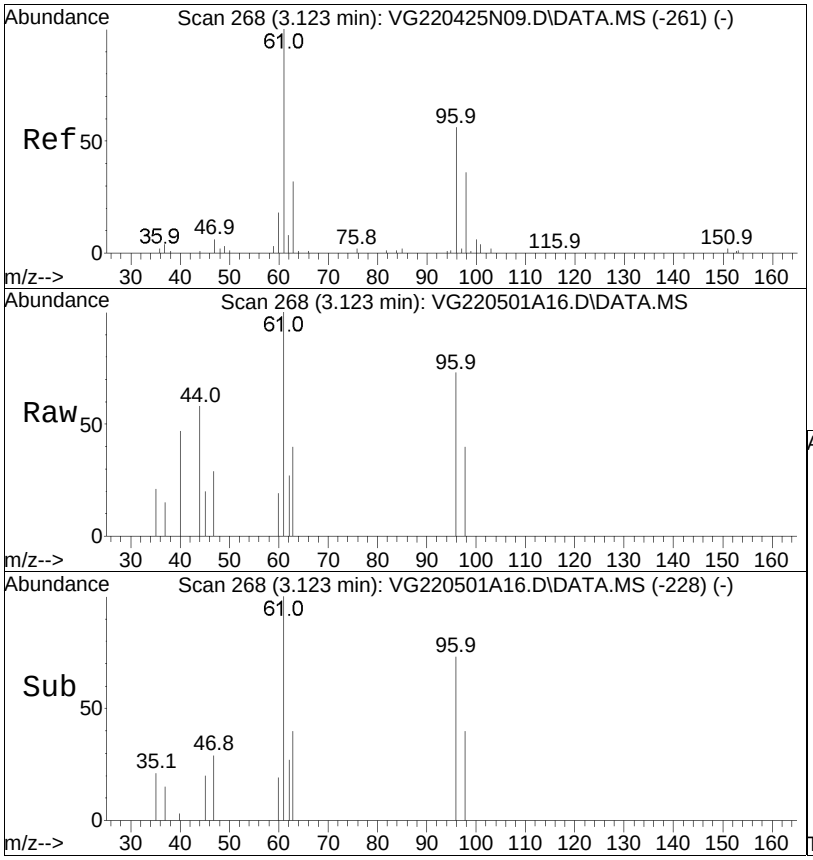

#10
1,1-Dichloroethene
Concen: 0.22 ug/L
RT: 3.123 min Scan# 268
Delta R.T. 0.000 min
Lab File: VG220501A16.D
Acq: 1 May 2022 3:32 pm

Tgt Ion: 96 Resp: 1312

Ion	Ratio	Lower	Upper
96	100		
61	185.9	124.2	186.4
63	57.5	40.0	60.0

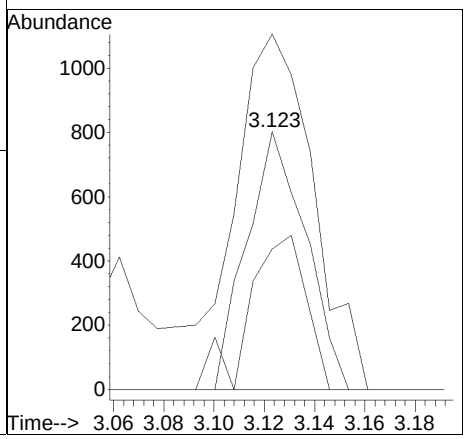

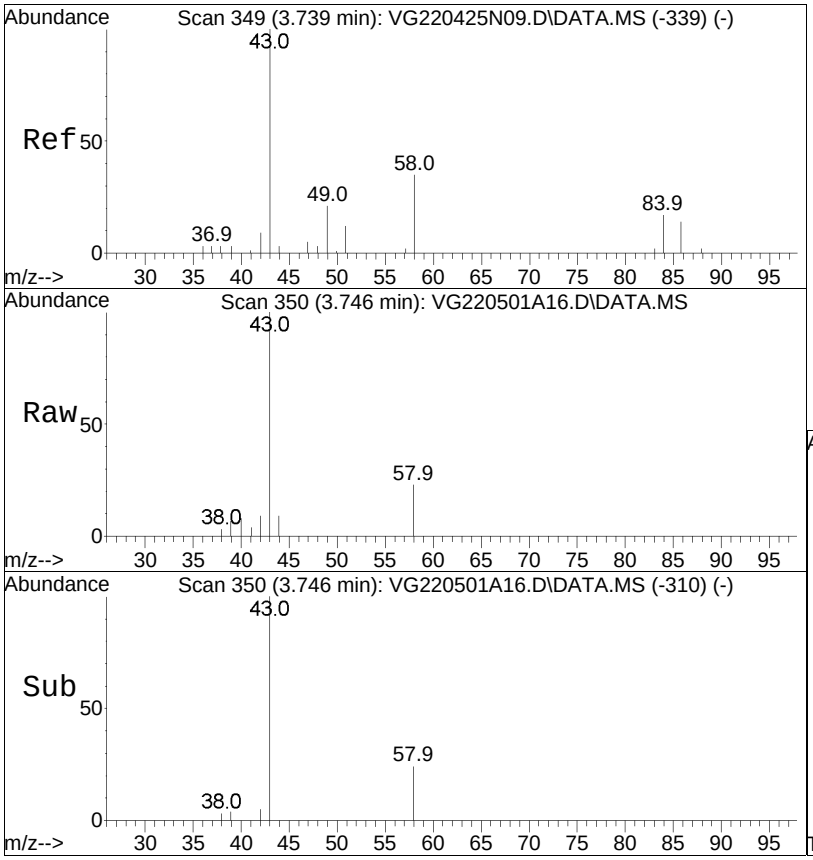

#17
Acetone
Concen: 8.71 ug/L
RT: 3.746 min Scan# 350
Delta R.T. 0.007 min
Lab File: VG220501A16.D
Acq: 1 May 2022 3:32 pm

Tgt Ion: 43 Resp: 19475

Ion	Ratio	Lower	Upper
43	100		
58	25.3	22.2	33.4

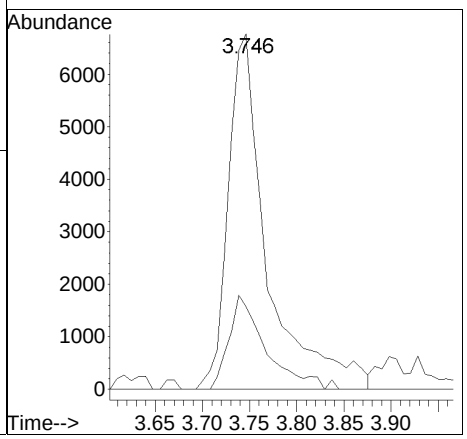

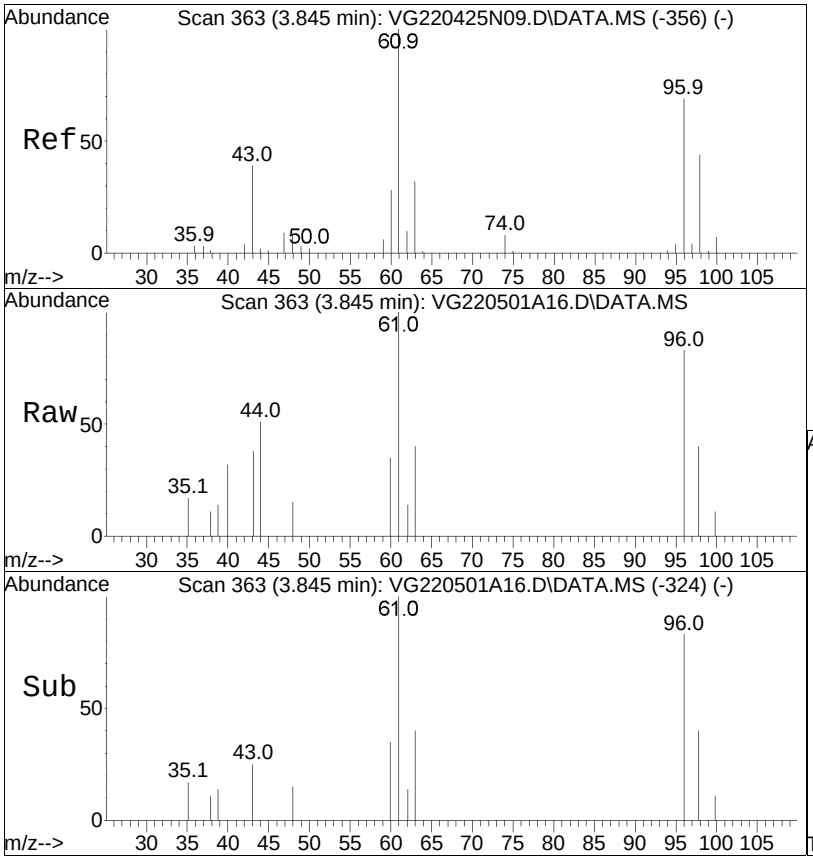

#18
trans-1,2-Dichloroethene
Concen: 0.33 ug/L
RT: 3.845 min Scan# 363
Delta R.T. -0.000 min
Lab File: VG220501A16.D
Acq: 1 May 2022 3:32 pm

Tgt Ion: 96 Resp: 2105

Ion	Ratio	Lower	Upper
96	100		
61	146.9	85.7	178.1
98	63.3	40.2	83.4
63	53.4	28.0	58.2

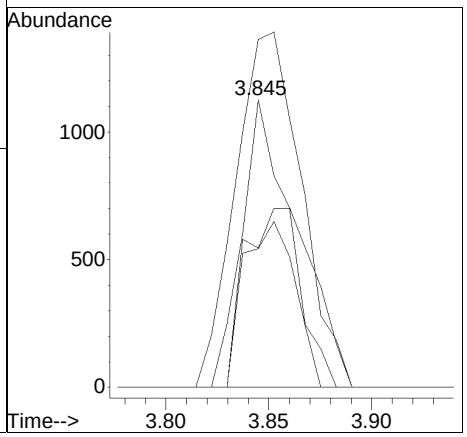

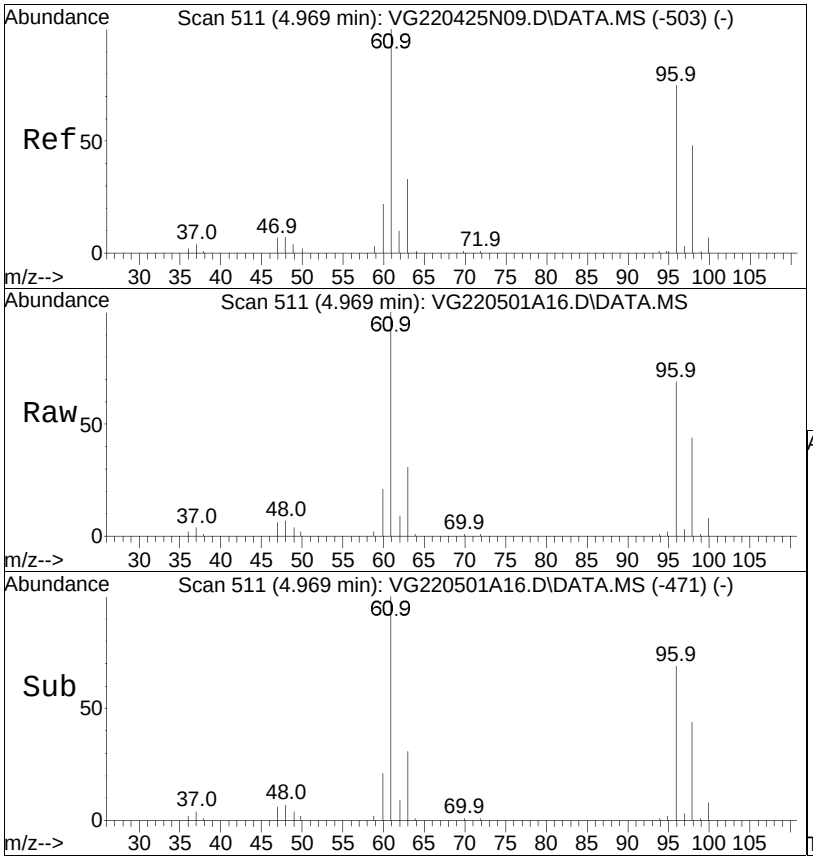

#28
cis-1,2-Dichloroethene
Concen: 28.80 ug/L
RT: 4.969 min Scan# 511
Delta R.T. 0.000 min
Lab File: VG220501A16.D
Acq: 1 May 2022 3:32 pm

Tgt Ion: 96 Resp: 210749

Ion	Ratio	Lower	Upper
96	100		
61	143.4	96.6	144.8
98	63.9	51.3	76.9

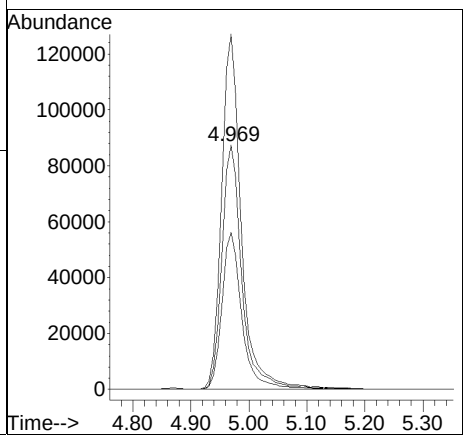

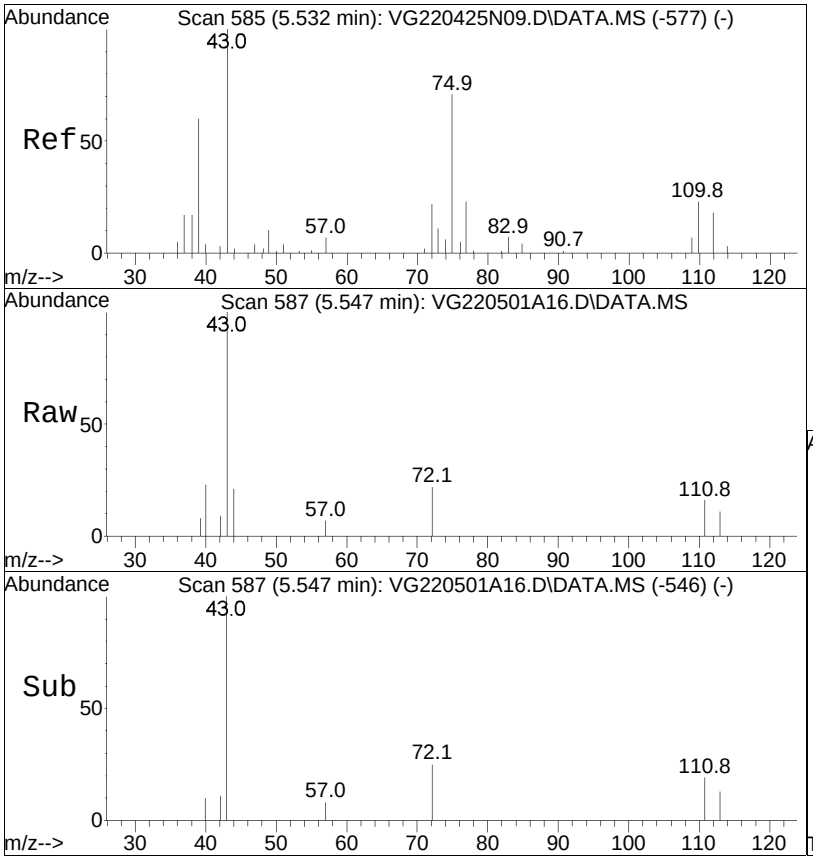

#39
2-Butanone
Concen: 2.51 ug/L
RT: 5.547 min Scan# 587
Delta R.T. 0.015 min
Lab File: VG220501A16.D
Acq: 1 May 2022 3:32 pm

Tgt Ion: 43 Resp: 8139

Ion	Ratio	Lower	Upper
43	100		
72	18.3	42.6	63.8#

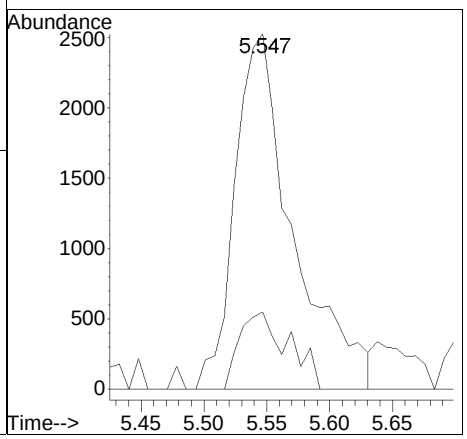

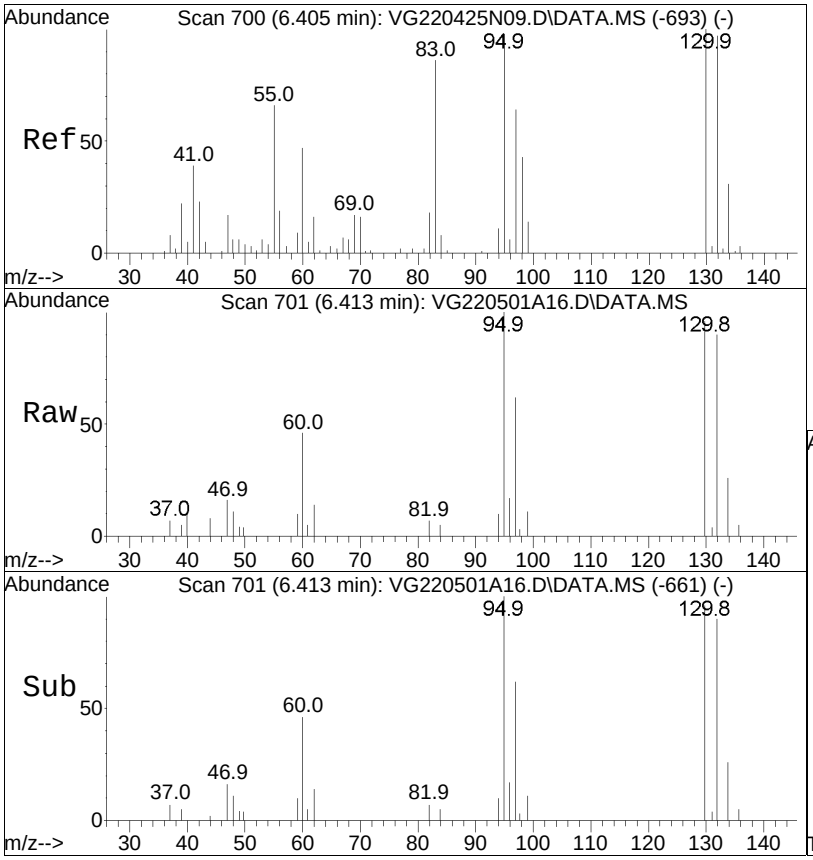

#48
Trichloroethene
Concen: 1.53 ug/L
RT: 6.413 min Scan# 701
Delta R.T. 0.008 min
Lab File: VG220501A16.D
Acq: 1 May 2022 3:32 pm

Tgt Ion: 95 Resp: 11299

Ion	Ratio	Lower	Upper
95	100		
97	60.8	54.0	81.0
130	96.8	85.0	127.4

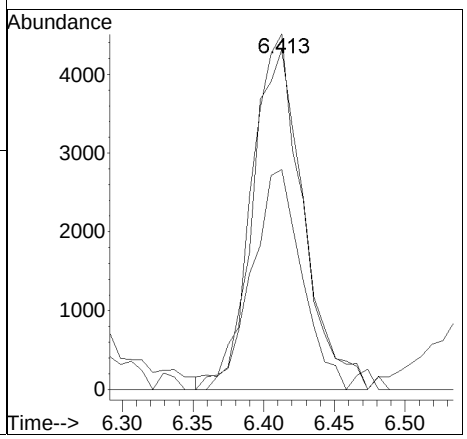

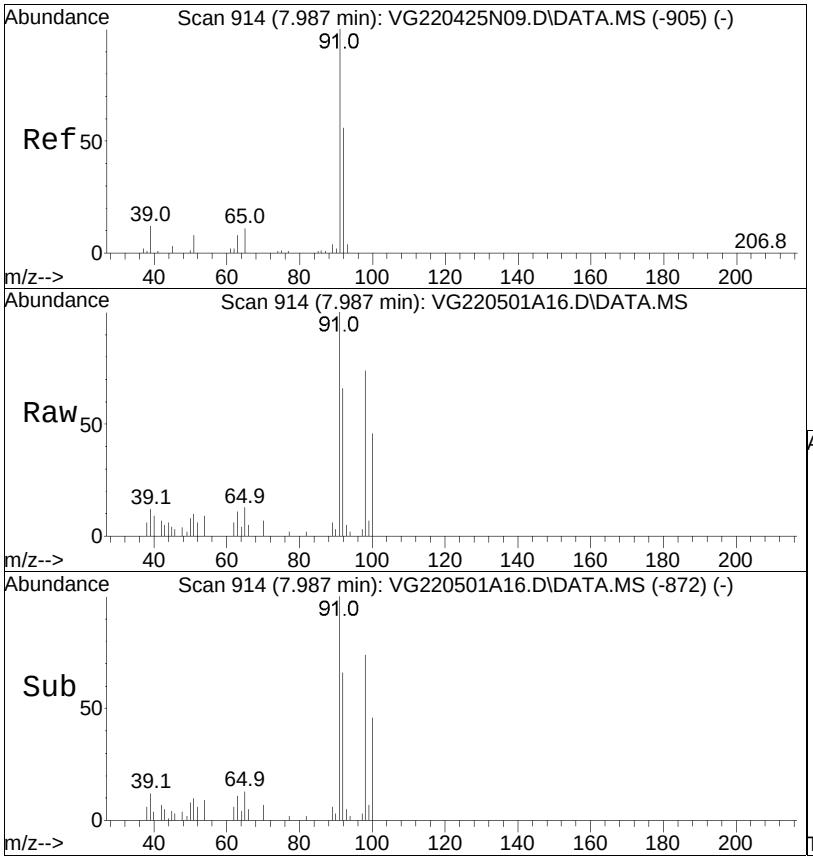

#61
Toluene
Concen: 0.66 ug/L
RT: 7.987 min Scan# 914
Delta R.T. -0.000 min
Lab File: VG220501A16.D
Acq: 1 May 2022 3:32 pm

Tgt Ion: 92 Resp: 11347

Ion	Ratio	Lower	Upper
92	100		
91	169.9	134.8	202.2

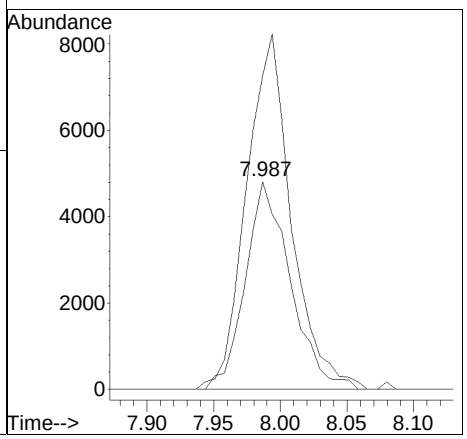

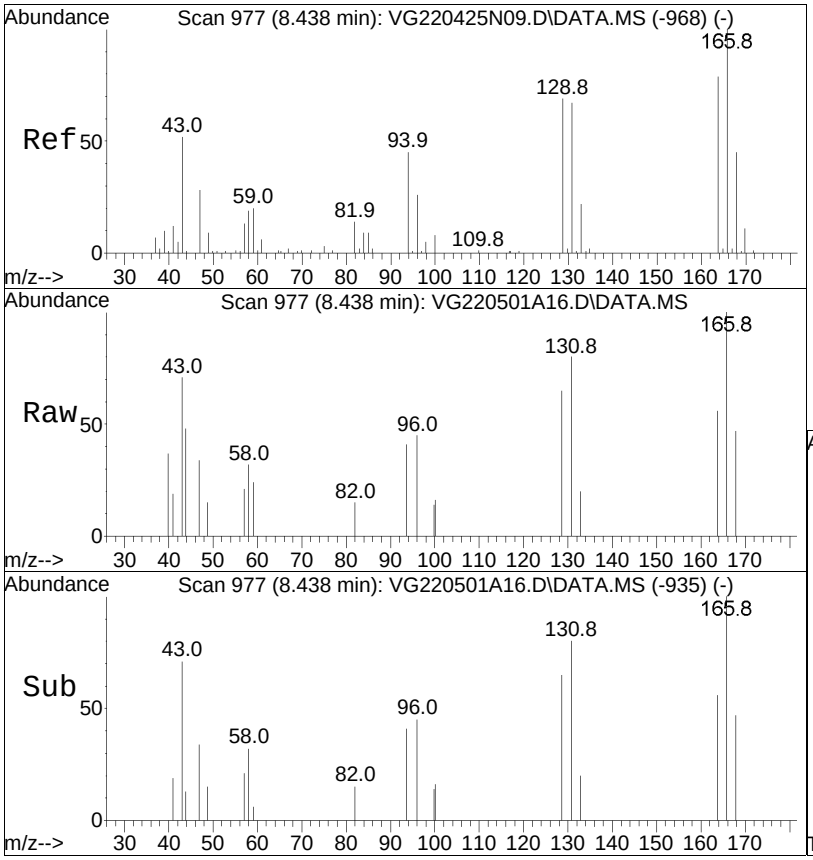

#63
Tetrachloroethene
Concen: 0.24 ug/L
RT: 8.438 min Scan# 977
Delta R.T. -0.000 min
Lab File: VG220501A16.D
Acq: 1 May 2022 3:32 pm

Tgt Ion:166 Resp: 1872

Ion	Ratio	Lower	Upper
166	100		
168	60.1	27.3	67.3
94	48.3	20.5	60.5

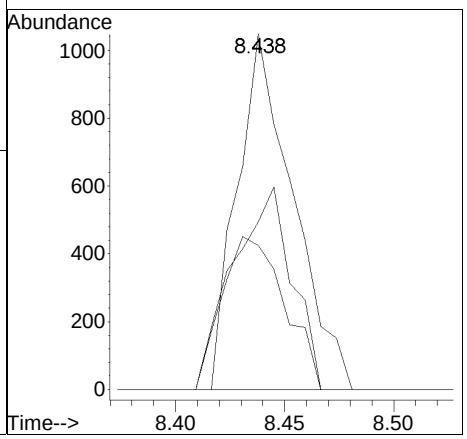

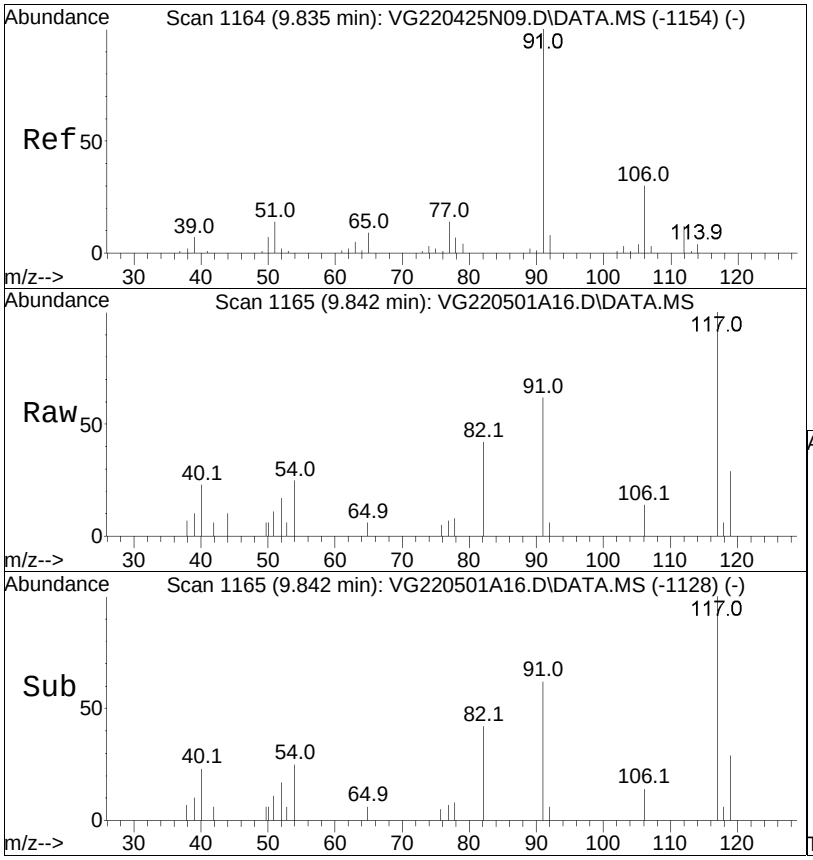

#74
Ethylbenzene
Concen: 0.12 ug/L
RT: 9.842 min Scan# 1165
Delta R.T. 0.007 min
Lab File: VG220501A16.D
Acq: 1 May 2022 3:32 pm

Tgt Ion: 91 Resp: 4334

Ion	Ratio	Lower	Upper
91	100		
106	30.3	25.3	37.9

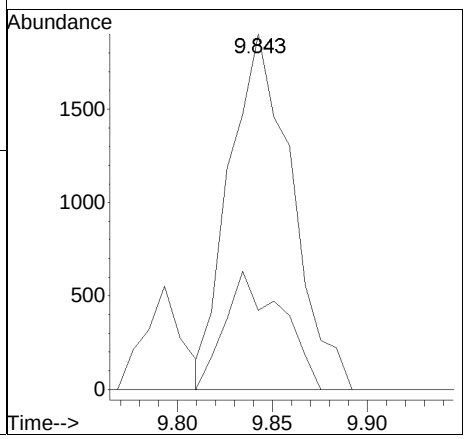

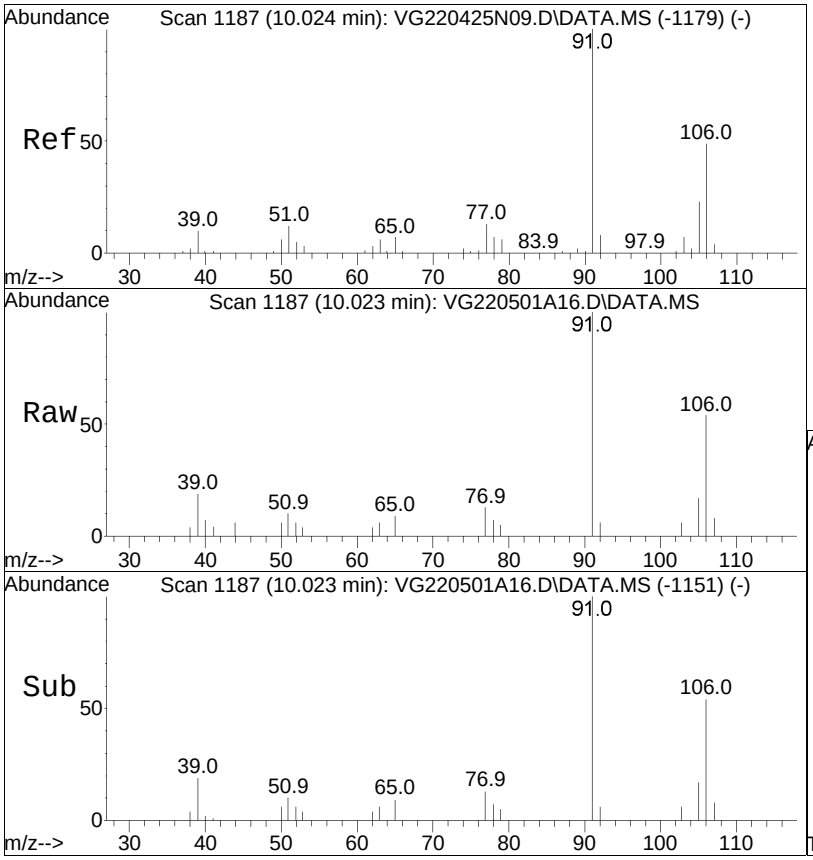

#76
p/m Xylene
Concen: 0.53 ug/L
RT: 10.023 min Scan# 1187
Delta R.T. -0.001 min
Lab File: VG220501A16.D
Acq: 1 May 2022 3:32 pm

Tgt Ion:106 Resp: 7150

Ion	Ratio	Lower	Upper
106	100		
91	192.6	157.1	235.7

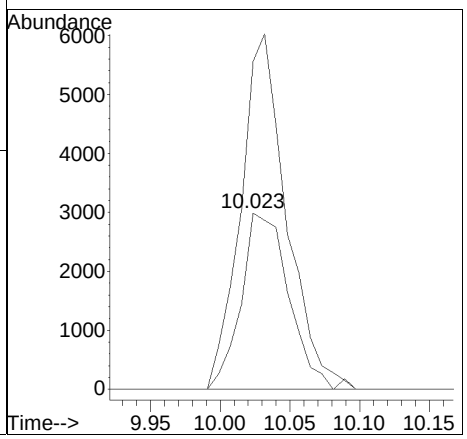

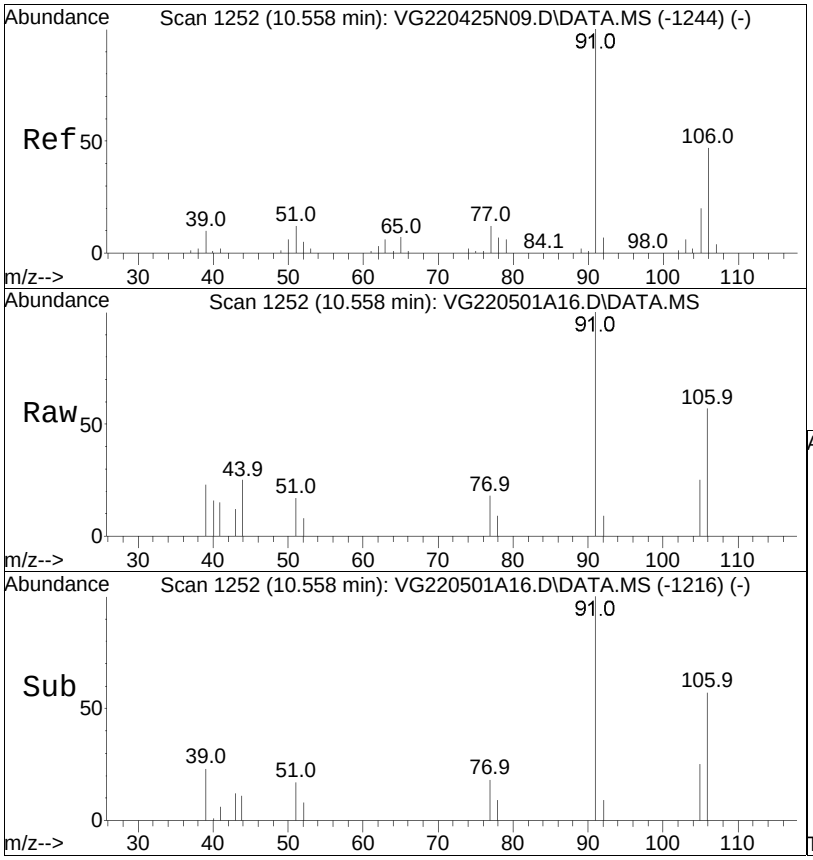

#77
o Xylene
Concen: 0.17 ug/L
RT: 10.558 min Scan# 1252
Delta R.T. 0.000 min
Lab File: VG220501A16.D
Acq: 1 May 2022 3:32 pm

Tgt Ion:106 Resp: 2247

Ion	Ratio	Lower	Upper
106	100		
91	222.2	164.7	247.1

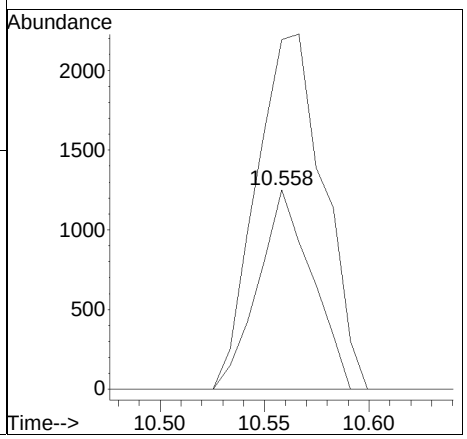

Manual Integration Report

Data Path	: I:\VOLATILES\Gonzo\2022\22Q	Method	: G_220425N_8260.m
Data File	: VG220501A16.D	Operator	: GONZO:mv
Date Inj'd	: 5/1/2022 3:32 pm	Instrument	: Gonzo
Sample	: L2222369-04,31,10,10,,A,PR	Quant Date	: 5/2/2022 8:02 am

There are no manual integrations or false positives in this file.

Quantitation Report (QT Reviewed)

Data Path : I:\VOLATILES\Gonzo\2022\220501A\
Data File : VG220501A17.D
Acq On : 1 May 2022 3:58 pm
Operator : GONZO:mv
Sample : L2222369-01D,31,5.0,10,,A1,PRI
Misc : WG1633355,ICAL18969
ALS Vial : 17 Sample Multiplier: 1

Quant Time: May 02 09:51:44 2022
Quant Method : I:\VOLATILES\Gonzo\2022\220501A\G_220425N_8260.m
Quant Title : VOLATILES BY GC/MS
QLast Update : Tue Apr 26 12:00:50 2022
Response via : Initial Calibration

CCAL FILE(s) : 1 - I:\VOLATILES\Gonzo\2022\220501A\VG220501A02.D
Sub List : 8260-NYTCL - Megamix plus Diox

Compound	R.T.	QIon	Response	Conc Units	Dev(Min)
Internal Standards					
1) Fluorobenzene	6.230	96	392759	10.000 ug/L	0.00
Standard Area 1 = 421642			Recovery = 93.15%		
59) Chlorobenzene-d5	9.785	117	317517	10.000 ug/L	0.00
Standard Area 1 = 332906			Recovery = 95.38%		
79) 1,4-Dichlorobenzene-d4	12.442	152	179637	10.000 ug/L	0.00
Standard Area 1 = 197122			Recovery = 91.13%		
System Monitoring Compounds					
36) Dibromofluoromethane	5.417	113	106173	10.201 ug/L	0.00
Spiked Amount 10.000	Range 70 - 130		Recovery = 102.01%		
43) 1,2-Dichloroethane-d4	5.949	65	131063	10.655 ug/L	0.00
Spiked Amount 10.000	Range 70 - 130		Recovery = 106.55%		
60) Toluene-d8	7.929	98	396217	9.961 ug/L	0.00
Spiked Amount 10.000	Range 70 - 130		Recovery = 99.61%		
83) 4-Bromofluorobenzene	11.249	95	147497	9.758 ug/L	0.00
Spiked Amount 10.000	Range 70 - 130		Recovery = 97.58%		
Target Compounds					Qvalue
4) Vinyl chloride	2.022	62	187276	25.437 ug/L	97
10) 1,1-Dichloroethene	3.123	96	1093	0.183 ug/L #	85
15) Methylene chloride	0.000		0	N.D.	
17) Acetone	3.769	43	1668	Below Cal #	47
18) trans-1,2-Dichloroethene	3.852	96	1193	0.185 ug/L	92
20) Methyl tert-butyl ether	3.936	73	897	N.D.	
23) 1,1-Dichloroethane	0.000		0	N.D.	
28) cis-1,2-Dichloroethene	4.969	96	863778	115.734 ug/L	88
32) Chloroform	0.000		0	N.D.	
34) Carbon tetrachloride	0.000		0	N.D.	
37) 1,1,1-Trichloroethane	0.000		0	N.D.	
39) 2-Butanone	5.531	43	216	N.D.	
41) Benzene	0.000		0	N.D.	
44) 1,2-Dichloroethane	0.000		0	N.D. d	
48) Trichloroethene	6.405	95	29548	3.917 ug/L	97
57) 1,4-Dioxane	0.000		0	N.D.	
61) Toluene	7.987	92	371	N.D.	
63) Tetrachloroethene	8.438	166	118306	15.013 ug/L	96
73) Chlorobenzene	0.000		0	N.D.	
74) Ethylbenzene	9.785	91	778	N.D.	

Data Path : I:\VOLATILES\Gonzo\2022\220501A\
Data File : VG220501A17.D
Acq On : 1 May 2022 3:58 pm
Operator : GONZO:mv
Sample : L2222369-01D,31,5.0,10,,A1,PRI
Misc : WG1633355,ICAL18969
ALS Vial : 17 Sample Multiplier: 1

Quant Time: May 02 09:51:44 2022
Quant Method : I:\VOLATILES\Gonzo\2022\220501A\G_220425N_8260.m
Quant Title : VOLATILES BY GC/MS
QLast Update : Tue Apr 26 12:00:50 2022
Response via : Initial Calibration

CCAL FILE(s) : 1 - I:\VOLATILES\Gonzo\2022\220501A\VG220501A02.D
Sub List : 8260-NYTCL - Megamix plus Diox

Compound	R.T.	QIon	Response	Conc	Units	Dev(Min)
76) p/m Xylene	10.048	106	318	N.D.		
77) o Xylene	0.000		0	N.D.		
85) n-Propylbenzene	11.257	91	636	N.D.		
90) 1,3,5-Trimethylbenzene	0.000		0	N.D.		
94) tert-Butylbenzene	0.000		0	N.D.		
97) 1,2,4-Trimethylbenzene	12.138	105	150	N.D.		
98) sec-Butylbenzene	12.138	105	150	N.D.		
100) 1,3-Dichlorobenzene	0.000		0	N.D.		
101) 1,4-Dichlorobenzene	0.000		0	N.D.		
103) n-Butylbenzene	0.000		0	N.D.		
104) 1,2-Dichlorobenzene	0.000		0	N.D.	d	

(#) = qualifier out of range (m) = manual integration (+) = signals summed

Quantitation Report (QT Reviewed)

Data Path : I:\VOLATILES\Gonzo\2022\220501A\
Data File : VG220501A17.D
Acq On : 1 May 2022 3:58 pm
Operator : GONZO:mv
Sample : L2222369-01D,31,5.0,10,,A1,PRI
Misc : WG1633355,ICAL18969
ALS Vial : 17 Sample Multiplier: 1

Quant Time: May 02 09:51:44 2022
Quant Method : I:\VOLATILES\Gonzo\2022\220501A\G_220425N_8260.m
Quant Title : VOLATILES BY GC/MS
QLast Update : Tue Apr 26 12:00:50 2022
Response via : Initial Calibration

Sub List : 8260-NYTCL - Megamix plus Diox0501A\VG220501A02.D•

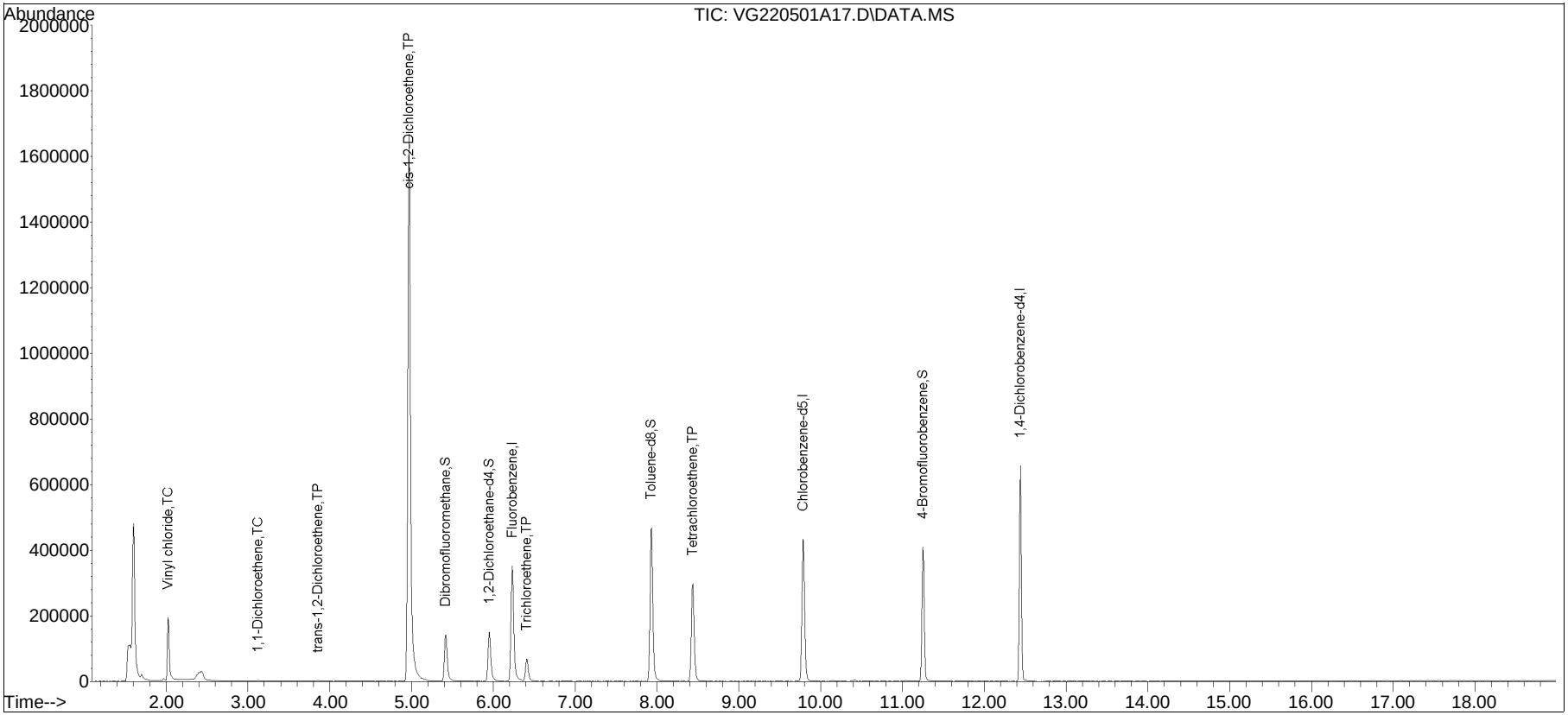

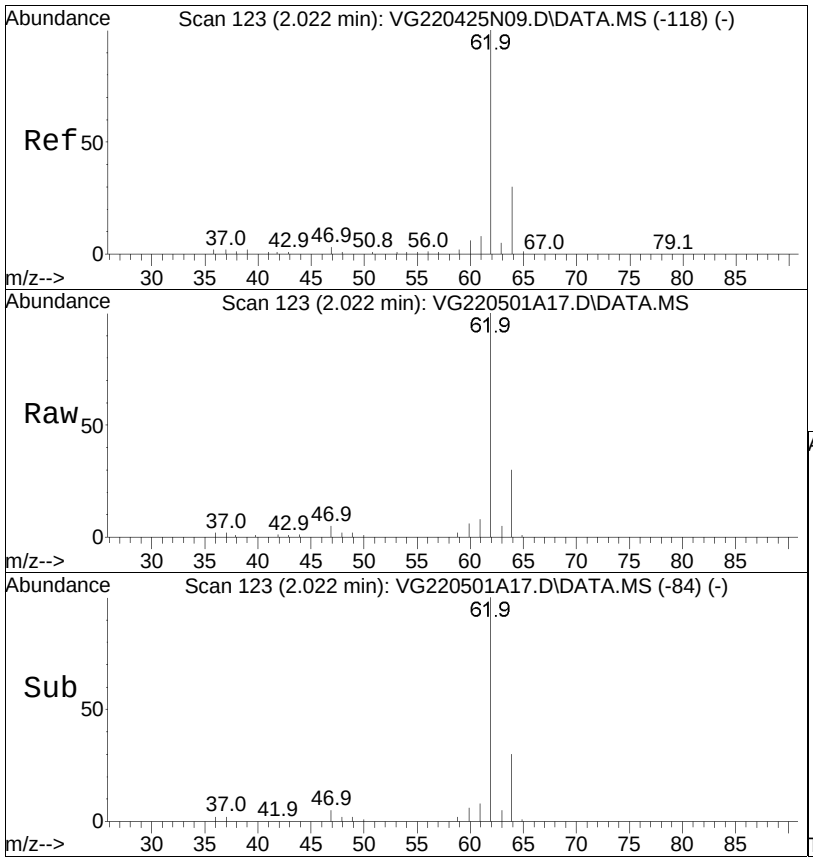

#4
Vinyl chloride
Concen: 25.44 ug/L
RT: 2.022 min Scan# 123
Delta R.T. -0.000 min
Lab File: VG220501A17.D
Acq: 1 May 2022 3:58 pm

Tgt Ion: 62 Resp: 187276

Ion	Ratio	Lower	Upper
62	100		
64	29.6	11.3	51.3

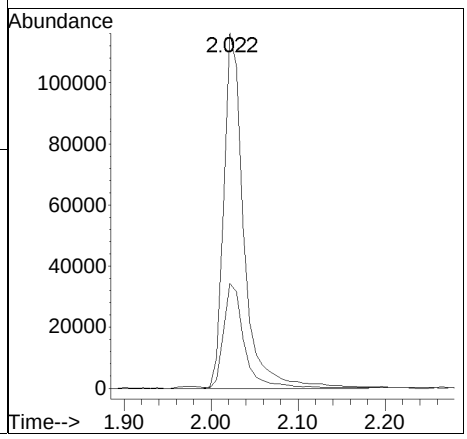

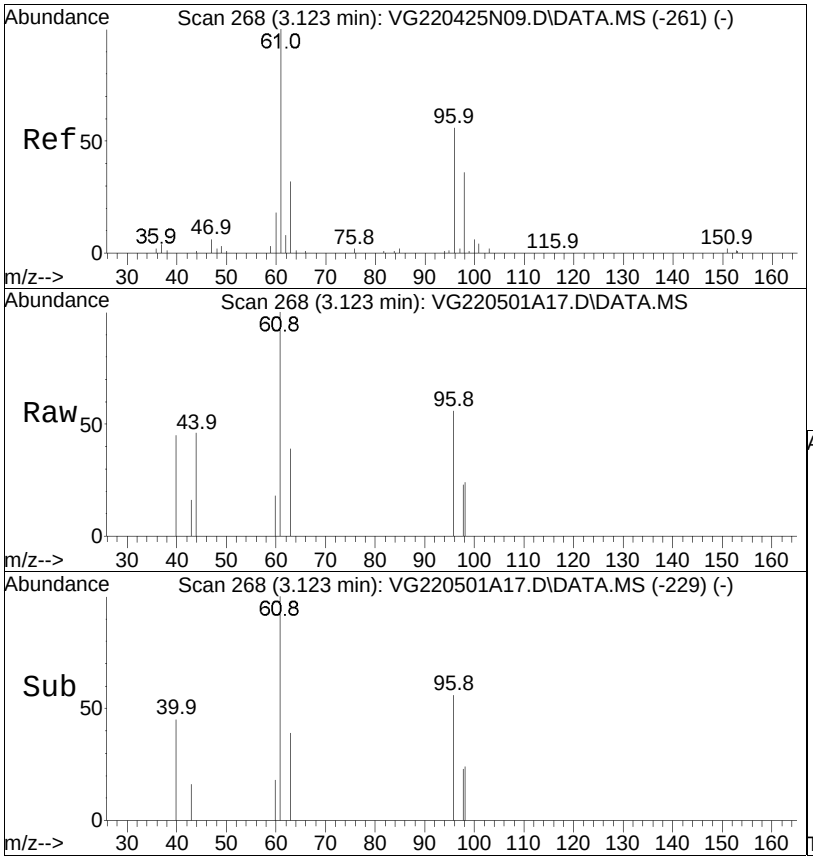

#10
1,1-Dichloroethene
Concen: 0.18 ug/L
RT: 3.123 min Scan# 268
Delta R.T. 0.000 min
Lab File: VG220501A17.D
Acq: 1 May 2022 3:58 pm

Tgt Ion: 96 Resp: 1093

Ion	Ratio	Lower	Upper
96	100		
61	174.6	124.2	186.4
63	61.8	40.0	60.0#

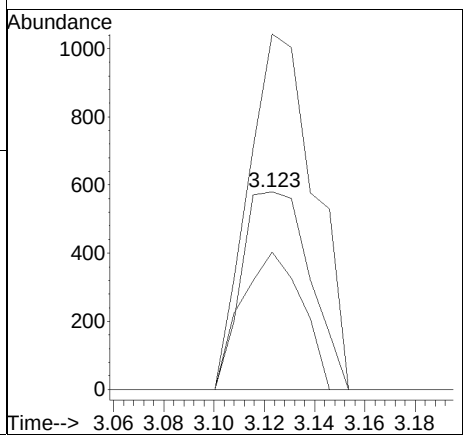

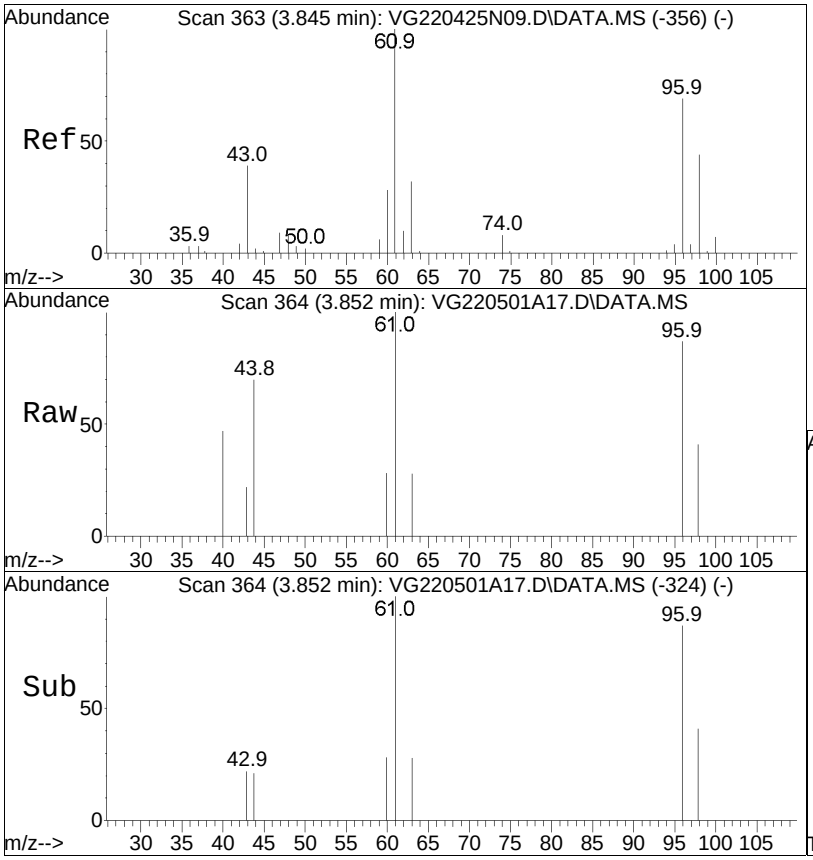

#18
trans-1,2-Dichloroethene
Concen: 0.19 ug/L
RT: 3.852 min Scan# 364
Delta R.T. 0.007 min
Lab File: VG220501A17.D
Acq: 1 May 2022 3:58 pm

Tgt Ion: 96 Resp: 1193

Ion	Ratio	Lower	Upper
96	100		
61	146.4	85.7	178.1
98	60.2	40.2	83.4
63	42.2	28.0	58.2

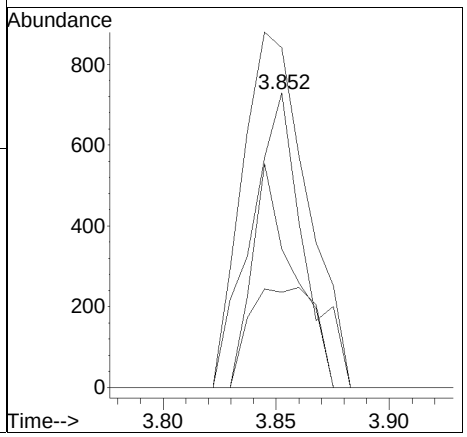

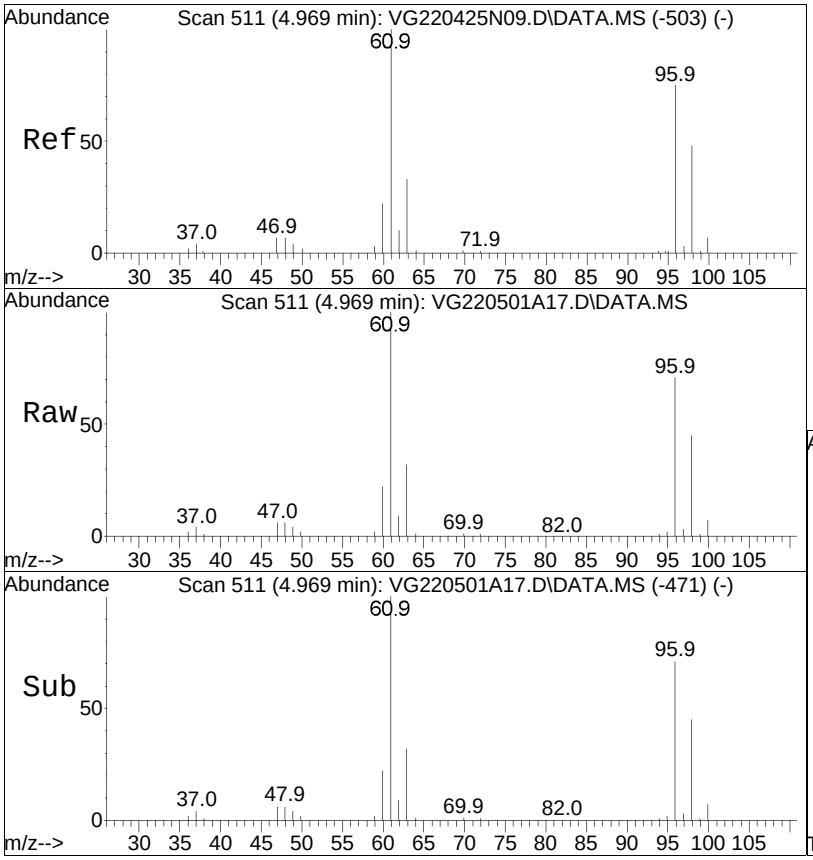

#28
cis-1,2-Dichloroethene
Concen: 115.73 ug/L
RT: 4.969 min Scan# 511
Delta R.T. 0.000 min
Lab File: VG220501A17.D
Acq: 1 May 2022 3:58 pm

Tgt Ion: 96 Resp: 863778

Ion	Ratio	Lower	Upper
96	100		
61	141.7	96.6	144.8
98	64.3	51.3	76.9

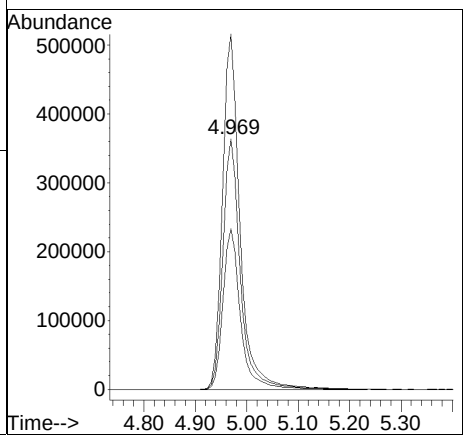

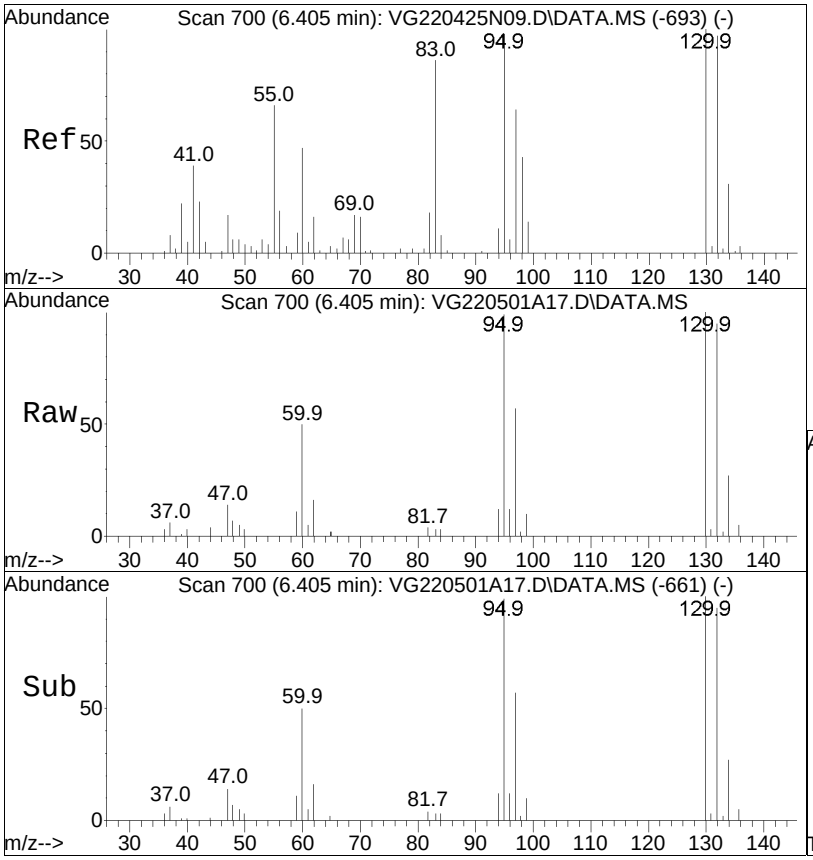

#48
Trichloroethene
Concen: 3.92 ug/L
RT: 6.405 min Scan# 700
Delta R.T. 0.000 min
Lab File: VG220501A17.D
Acq: 1 May 2022 3:58 pm

Tgt Ion: 95 Resp: 29548

Ion	Ratio	Lower	Upper
95	100		
97	65.4	54.0	81.0
130	103.3	85.0	127.4

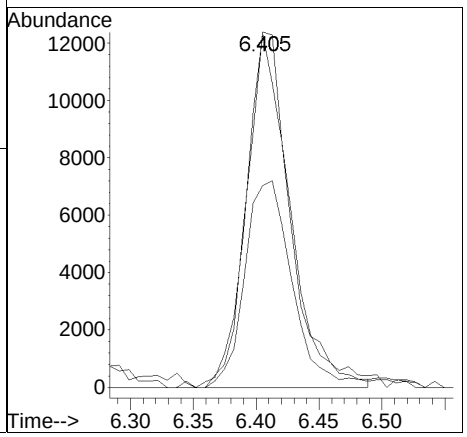

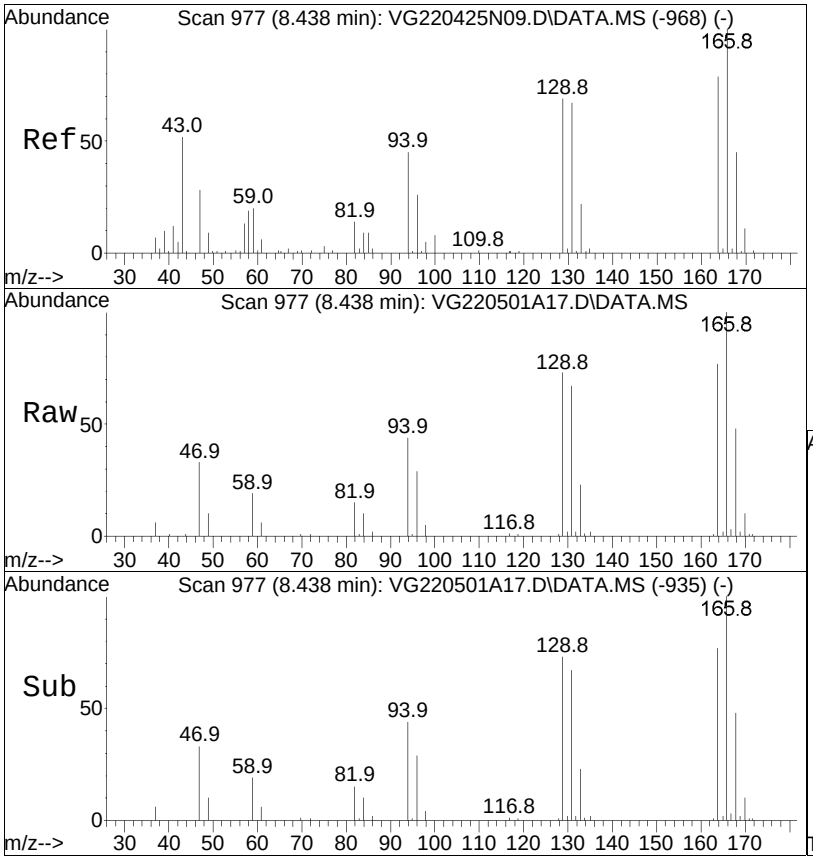

#63
Tetrachloroethene
Concen: 15.01 ug/L
RT: 8.438 min Scan# 977
Delta R.T. -0.000 min
Lab File: VG220501A17.D
Acq: 1 May 2022 3:58 pm

Tgt Ion:166 Resp: 118306

Ion	Ratio	Lower	Upper
166	100		
168	48.6	27.3	67.3
94	44.8	20.5	60.5

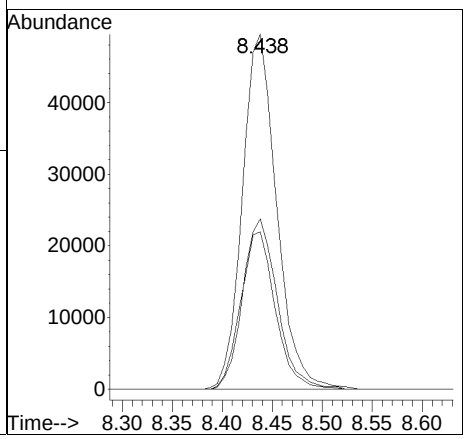

Manual Integration Report

Data Path	: I:\VOLATILES\Gonzo\2022\22Q	Method	: G_220425N_8260.m
Data File	: VG220501A17.D	Operator	: GONZO:mv
Date Inj'd	: 5/1/2022 3:58 pm	Instrument	: Gonzo
Sample	: L2222369-01D,31,5.0,10,,A1	Quant Date	: 5/2/2022 8:02 am

There are no manual integrations or false positives in this file.

Quantitation Report (QT Reviewed)

Data Path : I:\VOLATILES\Gonzo\2022\220502A\
Data File : VG220502A19.D
Acq On : 2 May 2022 4:45 pm
Operator : GONZO:MV
Sample : l2222369-02D,31,0.05,10,,b,pri
Misc : WG1633761,ICAL18969
ALS Vial : 19 Sample Multiplier: 1

Quant Time: May 03 06:02:59 2022
Quant Method : I:\VOLATILES\Gonzo\2022\220502A\G_220425N_8260.m
Quant Title : VOLATILES BY GC/MS
QLast Update : Tue Apr 26 12:00:50 2022
Response via : Initial Calibration

CCAL FILE(s) : 1 - I:\VOLATILES\Gonzo\2022\220502A\VG220502A02.D
Sub List : 8260-VC - All compounds listed

Compound	R.T.	QIon	Response	Conc Units	Dev(Min)
Internal Standards					
1) Fluorobenzene	6.230	96	440482	10.000 ug/L	0.00
Standard Area 1 = 452885			Recovery =	97.26%	
59) Chlorobenzene-d5	9.785	117	351279	10.000 ug/L	0.00
Standard Area 1 = 360000			Recovery =	97.58%	
79) 1,4-Dichlorobenzene-d4	12.442	152	202233	10.000 ug/L	0.00
Standard Area 1 = 211814			Recovery =	95.48%	
System Monitoring Compounds					
36) Dibromofluoromethane	5.418	113	116178	9.953 ug/L	0.00
Spiked Amount 10.000	Range 70 - 130		Recovery =	99.53%	
43) 1,2-Dichloroethane-d4	5.949	65	145668	10.559 ug/L	0.00
Spiked Amount 10.000	Range 70 - 130		Recovery =	105.59%	
60) Toluene-d8	7.929	98	441892	10.042 ug/L	0.00
Spiked Amount 10.000	Range 70 - 130		Recovery =	100.42%	
83) 4-Bromofluorobenzene	11.249	95	168910	9.926 ug/L	0.00
Spiked Amount 10.000	Range 70 - 130		Recovery =	99.26%	
Target Compounds					Qvalue
4) Vinyl chloride	2.022	62	17943	2.173 ug/L	97

(#) = qualifier out of range (m) = manual integration (+) = signals summed

Quantitation Report (QT Reviewed)

Data Path : I:\VOLATILES\Gonzo\2022\220502A\
Data File : VG220502A19.D
Acq On : 2 May 2022 4:45 pm
Operator : GONZO:MV
Sample : l2222369-02D,31,0.05,10,,b,pri
Misc : WG1633761,ICAL18969
ALS Vial : 19 Sample Multiplier: 1

Quant Time: May 03 06:02:59 2022
Quant Method : I:\VOLATILES\Gonzo\2022\220502A\G_220425N_8260.m
Quant Title : VOLATILES BY GC/MS
QLast Update : Tue Apr 26 12:00:50 2022
Response via : Initial Calibration

Sub List : 8260-VC - All compounds listed0502A\VG220502A02.D•

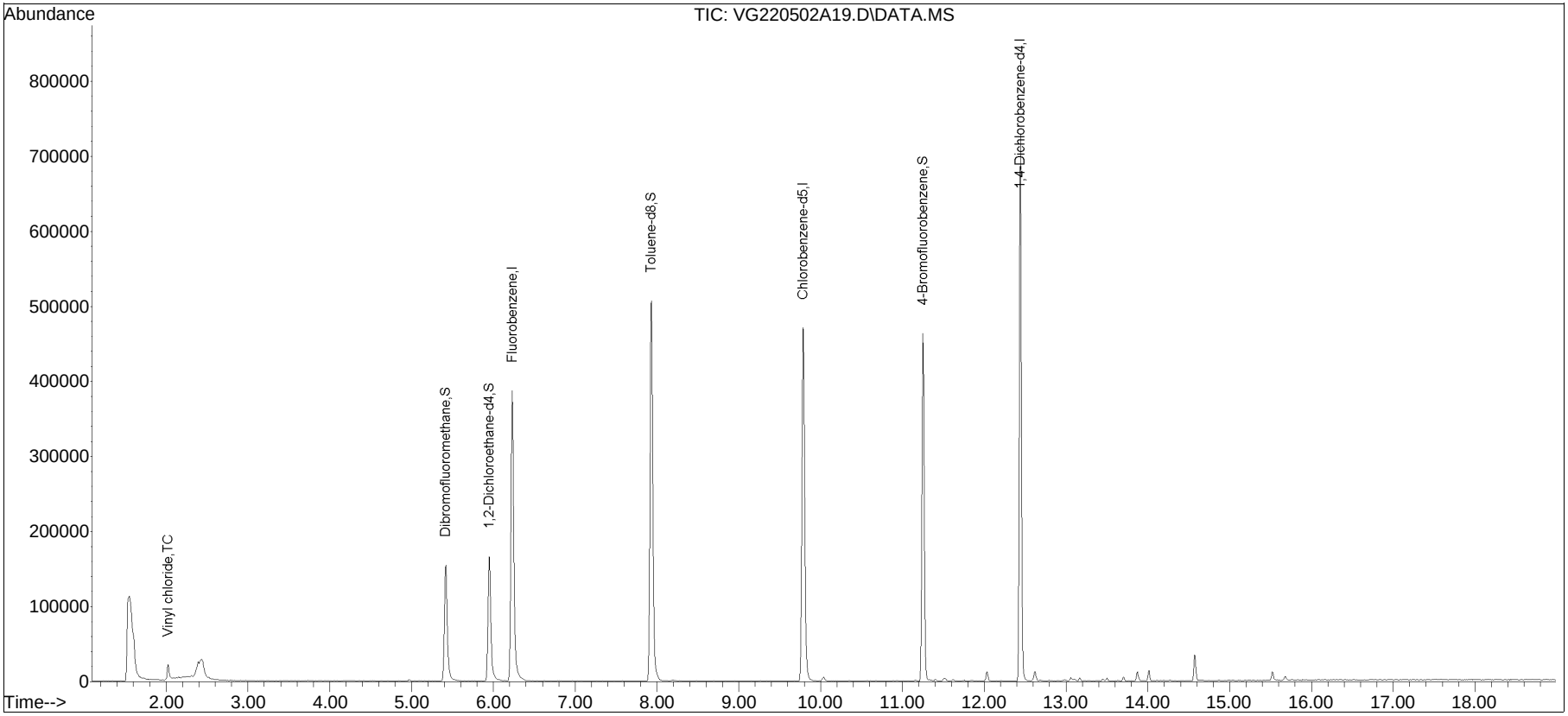

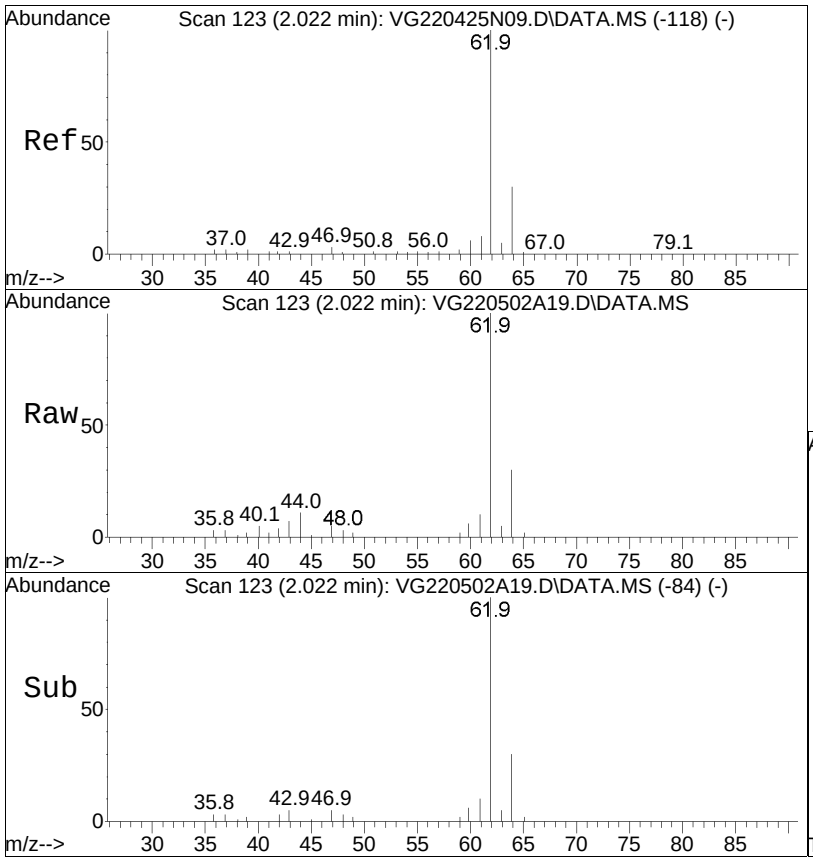

#4
Vinyl chloride
Concen: 2.17 ug/L
RT: 2.022 min Scan# 123
Delta R.T. -0.000 min
Lab File: VG220502A19.D
Acq: 2 May 2022 4:45 pm

Tgt Ion: 62 Resp: 17943

Ion	Ratio	Lower	Upper
62	100		
64	29.6	11.3	51.3

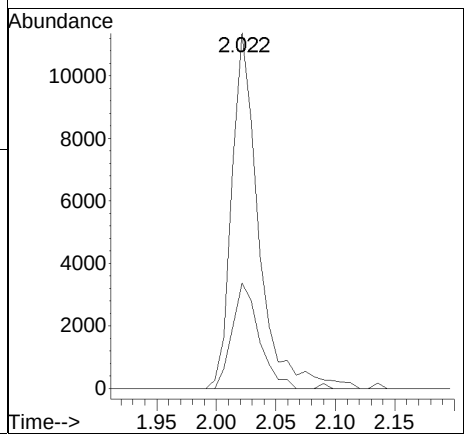

Manual Integration Report

Data Path	: I:\VOLATILES\Gonzo\2022\22Q	Method	: G_220425N_8260.m
Data File	: VG220502A19.D	Operator	: GONZO:MV
Date Inj'd	: 5/2/2022 4:45 pm	Instrument	: Gonzo
Sample	: l2222369-02D,31,0.05,10,,b	Quant Date	: 5/3/2022 6:02 am

There are no manual integrations or false positives in this file.

Quantitation Report (QT Reviewed)

Data Path : I:\VOLATILES\Gonzo\2022\220502A\
Data File : VG220502A20.D
Acq On : 2 May 2022 5:11 pm
Operator : GONZO:MV
Sample : l2222369-04D,31,2.5,10,,c,pri
Misc : WG1633761,ICAL18969
ALS Vial : 20 Sample Multiplier: 1

Quant Time: May 03 06:03:19 2022
Quant Method : I:\VOLATILES\Gonzo\2022\220502A\G_220425N_8260.m
Quant Title : VOLATILES BY GC/MS
QLast Update : Tue Apr 26 12:00:50 2022
Response via : Initial Calibration

CCAL FILE(s) : 1 - I:\VOLATILES\Gonzo\2022\220502A\VG220502A02.D
Sub List : 8260-VC - All compounds listed

Compound	R.T.	QIon	Response	Conc	Units	Dev(Min)
Internal Standards						
1) Fluorobenzene	6.231	96	425883	10.000	ug/L	0.00
Standard Area 1 = 452885			Recovery = 94.04%			
59) Chlorobenzene-d5	9.785	117	345336	10.000	ug/L	0.00
Standard Area 1 = 360000			Recovery = 95.93%			
79) 1,4-Dichlorobenzene-d4	12.442	152	195774	10.000	ug/L	0.00
Standard Area 1 = 211814			Recovery = 92.43%			
System Monitoring Compounds						
36) Dibromofluoromethane	5.418	113	115390	10.225	ug/L	0.00
Spiked Amount 10.000	Range 70 - 130		Recovery = 102.25%			
43) 1,2-Dichloroethane-d4	5.949	65	143237	10.739	ug/L	0.00
Spiked Amount 10.000	Range 70 - 130		Recovery = 107.39%			
60) Toluene-d8	7.930	98	432719	10.002	ug/L	0.00
Spiked Amount 10.000	Range 70 - 130		Recovery = 100.02%			
83) 4-Bromofluorobenzene	11.249	95	165023	10.017	ug/L	0.00
Spiked Amount 10.000	Range 70 - 130		Recovery = 100.17%			
Target Compounds						Qvalue
4) Vinyl chloride	2.022	62	59779	7.488	ug/L	100

(#) = qualifier out of range (m) = manual integration (+) = signals summed

Quantitation Report (QT Reviewed)

Data Path : I:\VOLATILES\Gonzo\2022\220502A\
Data File : VG220502A20.D
Acq On : 2 May 2022 5:11 pm
Operator : GONZO:MV
Sample : l2222369-04D,31,2.5,10,,c,pri
Misc : WG1633761,ICAL18969
ALS Vial : 20 Sample Multiplier: 1

Quant Time: May 03 06:03:19 2022
Quant Method : I:\VOLATILES\Gonzo\2022\220502A\G_220425N_8260.m
Quant Title : VOLATILES BY GC/MS
QLast Update : Tue Apr 26 12:00:50 2022
Response via : Initial Calibration

Sub List : 8260-VC - All compounds listed0502A\VG220502A02.D•

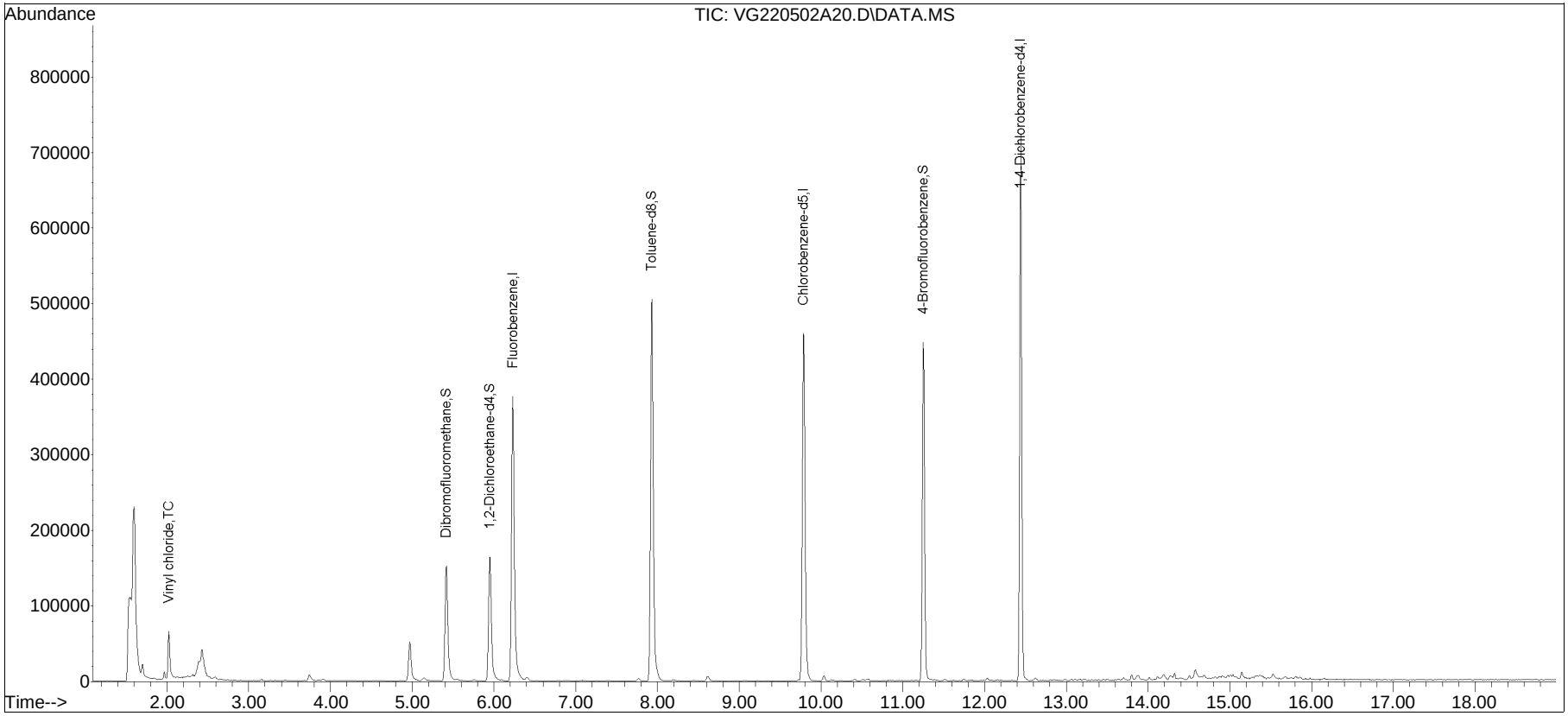

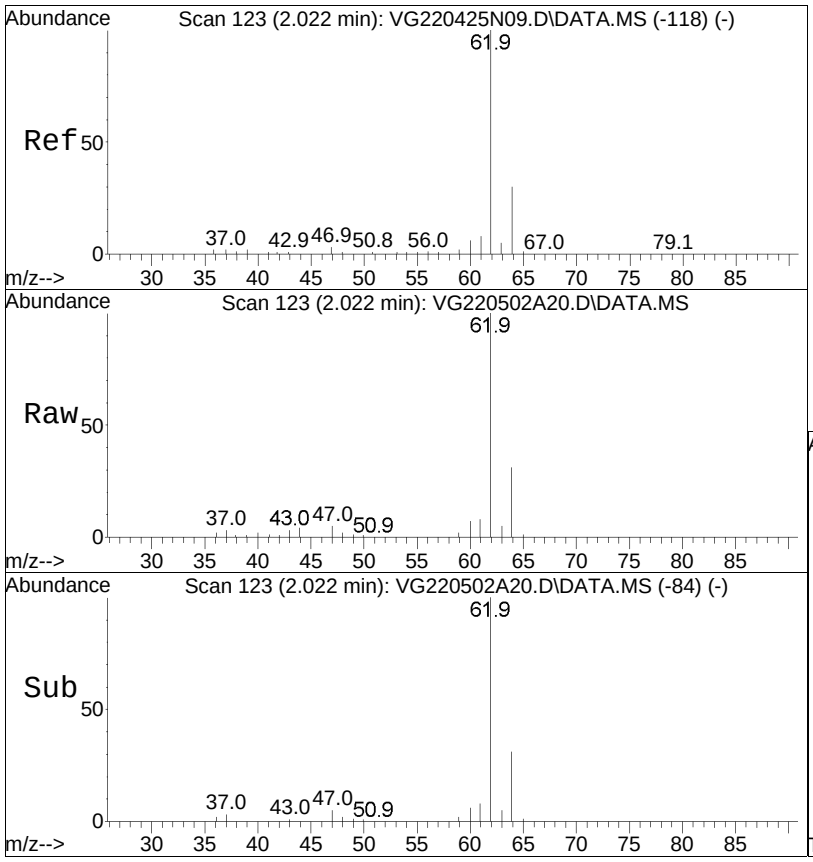

#4
Vinyl chloride
Concen: 7.49 ug/L
RT: 2.022 min Scan# 123
Delta R.T. -0.000 min
Lab File: VG220502A20.D
Acq: 2 May 2022 5:11 pm

Tgt Ion: 62 Resp: 59779

Ion	Ratio	Lower	Upper
62	100		
64	31.1	11.3	51.3

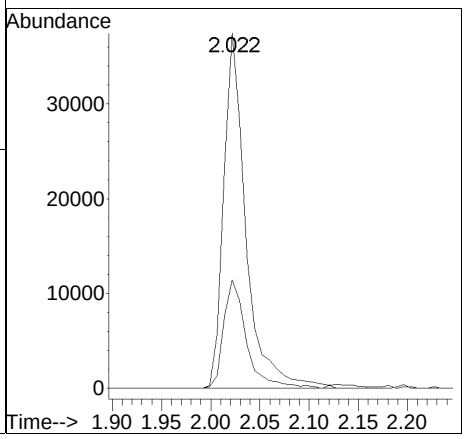

Manual Integration Report

Data Path	: I:\VOLATILES\Gonzo\2022\22Q	Method	: G_220425N_8260.m
Data File	: VG220502A20.D	Operator	: GONZO:MV
Date Inj'd	: 5/2/2022 5:11 pm	Instrument	: Gonzo
Sample	: l2222369-04D,31,2.5,10,,c,	Quant Date	: 5/3/2022 6:03 am

There are no manual integrations or false positives in this file.

Quantitation Report (QT Reviewed)

Data Path : I:\VOLATILES\Gonzo\2022\220502A\
Data File : VG220502A21.D
Acq On : 2 May 2022 5:38 pm
Operator : GONZO:MV
Sample : l2222369-05D,31,0.05,10,,c
Misc : WG1633761,ICAL18969
ALS Vial : 21 Sample Multiplier: 1

Quant Time: May 03 06:03:27 2022
Quant Method : I:\VOLATILES\Gonzo\2022\220502A\G_220425N_8260.m
Quant Title : VOLATILES BY GC/MS
QLast Update : Tue Apr 26 12:00:50 2022
Response via : Initial Calibration

CCAL FILE(s) : 1 - I:\VOLATILES\Gonzo\2022\220502A\VG220502A02.D
Sub List : 8260-VC - All compounds listed

Compound	R.T.	QIon	Response	Conc	Units	Dev(Min)
Internal Standards						
1) Fluorobenzene	6.230	96	402919	10.000	ug/L	0.00
Standard Area 1 = 452885			Recovery = 88.97%			
59) Chlorobenzene-d5	9.785	117	329806	10.000	ug/L	0.00
Standard Area 1 = 360000			Recovery = 91.61%			
79) 1,4-Dichlorobenzene-d4	12.442	152	194178	10.000	ug/L	0.00
Standard Area 1 = 211814			Recovery = 91.67%			
System Monitoring Compounds						
36) Dibromofluoromethane	5.417	113	108606	10.172	ug/L	0.00
Spiked Amount 10.000	Range 70 - 130		Recovery = 101.72%			
43) 1,2-Dichloroethane-d4	5.949	65	135312	10.723	ug/L	0.00
Spiked Amount 10.000	Range 70 - 130		Recovery = 107.23%			
60) Toluene-d8	7.929	98	414224	10.026	ug/L	0.00
Spiked Amount 10.000	Range 70 - 130		Recovery = 100.26%			
83) 4-Bromofluorobenzene	11.249	95	156520	9.579	ug/L	0.00
Spiked Amount 10.000	Range 70 - 130		Recovery = 95.79%			
Target Compounds						Qvalue
4) Vinyl chloride	2.022	62	14548	1.926	ug/L	100

(#) = qualifier out of range (m) = manual integration (+) = signals summed

Quantitation Report (QT Reviewed)

Data Path : I:\VOLATILES\Gonzo\2022\220502A\
Data File : VG220502A21.D
Acq On : 2 May 2022 5:38 pm
Operator : GONZO:MV
Sample : l2222369-05D,31,0.05,10,,c
Misc : WG1633761,ICAL18969
ALS Vial : 21 Sample Multiplier: 1

Quant Time: May 03 06:03:27 2022
Quant Method : I:\VOLATILES\Gonzo\2022\220502A\G_220425N_8260.m
Quant Title : VOLATILES BY GC/MS
QLast Update : Tue Apr 26 12:00:50 2022
Response via : Initial Calibration

Sub List : 8260-VC - All compounds listed0502A\VG220502A02.D•

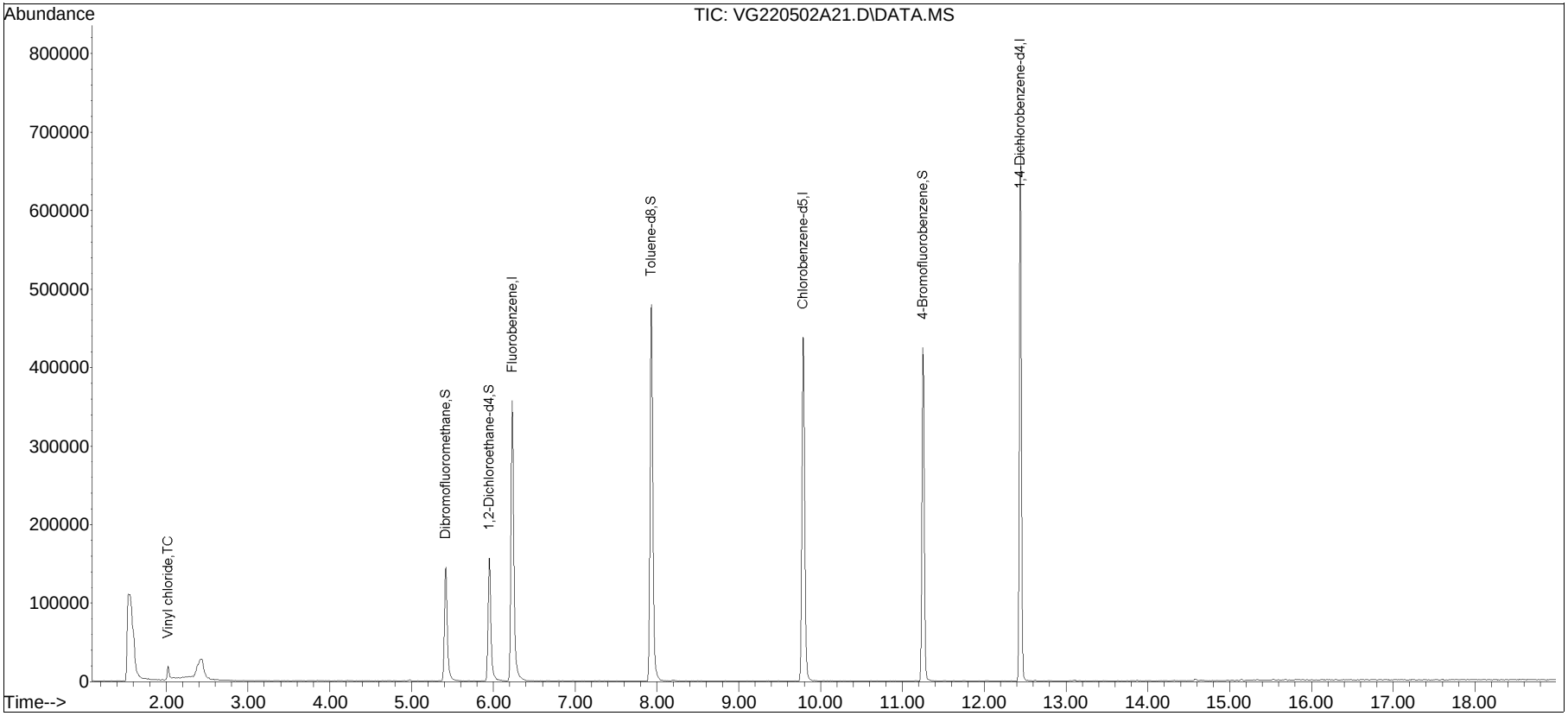

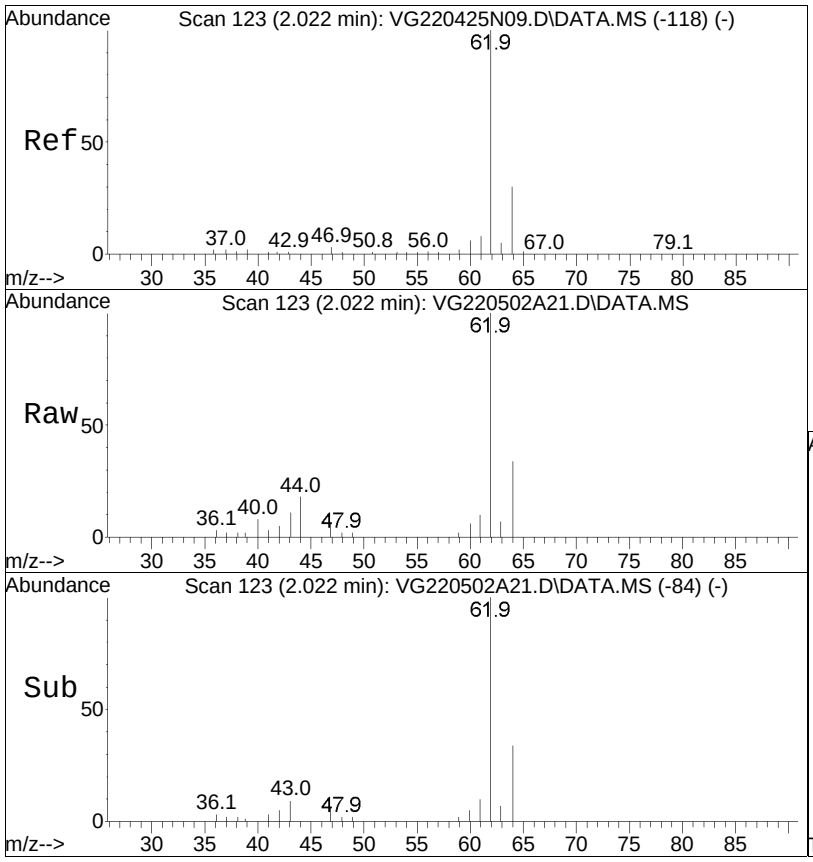

#4
Vinyl chloride
Concen: 1.93 ug/L
RT: 2.022 min Scan# 123
Delta R.T. -0.000 min
Lab File: VG220502A21.D
Acq: 2 May 2022 5:38 pm

Tgt Ion: 62 Resp: 14548

Ion	Ratio	Lower	Upper
62	100		
64	31.5	11.3	51.3

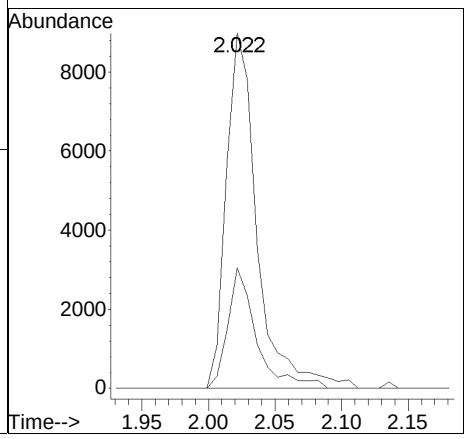

Manual Integration Report

Data Path	: I:\VOLATILES\Gonzo\2022\22Q	Method	: G_220425N_8260.m
Data File	: VG220502A21.D	Operator	: GONZO:MV
Date Inj'd	: 5/2/2022 5:38 pm	Instrument	: Gonzo
Sample	: l2222369-05D,31,0.05,10,,c	Quant Date	: 5/3/2022 6:03 am

There are no manual integrations or false positives in this file.

Volatiles Standards Data

Initial Calibration

Initial Calibration Summary
Form 6
Volatiles

Client	**: Roux Env. Eng. & Geology, DPC**	**Lab Number**	**: L2222369**
Project Name	**: PFIZER**	**Project Number**	**: 0047.0044Y047**
Instrument ID	**: GONZO**	**Ical Ref**	**: ICAL18969**
Calibration dates	**: 04/25/22 19:26 04/25/22 23:52**		

Calibration Files

L11 =VG220425N03.D L1 =VG220425N05.D L2 =VG220425N07.D L3 =VG220425N09.D L4 =VG220425N10.D

L6 =VG220425N11.D L8 =VG220425N12.D L10 =VG220425N13.D

		Compound	L11	L1	L2	L3	L4	L6	L8	L10	Avg	%RSD
1)	I	Fluorobenzene	----------ISTD----------									
2)	TP	Dichlorodifluo		0.115	0.161	0.159	0.155	0.150	0.159	0.154	0.150	10.67
3)	TP	Chloromethane		0.167	0.216	0.192	0.185	0.178	0.187	0.182	0.187	8.05
4)	TC	Vinyl chloride	0.177	0.147	0.204	0.194	0.189	0.187	0.202	0.199	0.187	9.93
5)	TP	Bromomethane		0.088	0.106	0.082	0.083	0.104	0.124	0.131	0.102	19.16
6)	TP	Chloroethane		0.166	0.176	0.146	0.143	0.134	0.123	0.094	0.140	19.53
7)	TP	Trichlorofluor		0.195	0.284	0.280	0.275	0.274	0.296	0.298	0.272	12.90
8)	TP	Ethyl ether		0.081	0.080	0.079	0.075	0.078	0.082	0.081	0.079	2.87
10)	TC	1,1-Dichloroet		0.121	0.159	0.155	0.151	0.153	0.161	0.165	0.152	9.63
11)	TP	Carbon disulfide		0.348	0.438	0.407	0.406	0.420	0.448	0.454	0.417	8.67
12)	TP	Freon-113		0.123	0.158	0.162	0.163	0.162	0.172	0.172	0.159	10.68
13)	TP	Iodomethane			0.047	0.090	0.141	0.166	0.176	0.178	*Q	0.9977
14)	TP	Acrolein		0.037	0.032	0.029	0.028	0.028	0.029	0.029	0.030	10.53
15)	TP	Methylene chlo		0.149	0.185	0.168	0.165	0.167	0.176	0.174	0.169	6.67
17)	TP	Acetone			0.088	0.052	0.049	0.051	0.052	0.055	*L	0.9974
18)	TP	trans-1,2-Dich		0.129	0.170	0.167	0.164	0.166	0.175	0.176	0.164	9.87
19)	TP	Methyl acetate		0.112	0.127	0.114	0.111	0.115	0.121	0.127	0.118	5.70
20)	TP	Methyl tert butyl ether		0.391	0.433	0.416	0.423	0.432	0.457	0.460	0.430	5.57
21)	TP	tert-Butyl alc		0.019	0.019	0.017	0.016	0.016	0.017	0.018	0.017	6.68
22)	TP	Diisopropyl ether		0.509	0.588	0.579	0.597	0.612	0.650	0.656	0.599	8.26
23)	TP	1,1-Dichloroet		0.264	0.345	0.326	0.320	0.324	0.340	0.342	0.323	8.56
24)	TP	Halothane		0.093	0.133	0.130	0.132	0.134	0.142	0.142	0.129	12.92
25)	TP	Acrylonitrile		0.058	0.060	0.060	0.057	0.059	0.061	0.064	0.060	3.62
26)	TP	Ethyl tert-but		0.437	0.498	0.524	0.536	0.555	0.593	0.606	0.535	10.75
27)	TP	Vinyl acetate		0.432	0.393	0.341	0.386	0.411	0.473	0.453	0.413	10.83
28)	TP	cis-1,2-Dichlo		0.173	0.202	0.187	0.186	0.187	0.196	0.198	0.190#	5.17
29)	TP	2,2-Dichloropr		0.225	0.269	0.261	0.267	0.266	0.282	0.281	0.264	7.23
30)	TP	Bromochloromet		0.079	0.090	0.087	0.084	0.079	0.083	0.082	0.083#	4.73
31)	TP	Cyclohexane		0.252	0.345	0.327	0.334	0.331	0.357	0.361	0.330	11.14
32)	TC	Chloroform		0.306	0.329	0.316	0.299	0.316	0.333	0.335	0.319	4.32
33)	TP	Ethyl acetate		0.222	0.160	0.166	0.168	0.173	0.180	0.184	0.179	11.51
34)	TP	Carbon tetrachloride	0.219	0.183	0.228	0.229	0.240	0.245	0.264	0.268	0.235	11.55
35)	TP	Tetrahydrofuran			0.069	0.058	0.051	0.053	0.053	0.055	0.057	11.47
36)	S	Dibromofluoromethane	0.274	0.274	0.277	0.260	0.259	0.258	0.257	0.262	0.265	3.14
37)	TP	1,1,1-Trichlor		0.217	0.264	0.269	0.277	0.277	0.293	0.292	0.270	9.54
39)	TP	2-Butanone		0.089	0.082	0.081	0.082	0.083	0.085	0.088	0.084	3.59

Initial Calibration Summary
Form 6
Volatiles

Client	**: Roux Env. Eng. & Geology, DPC**	**Lab Number**	**: L2222369**
Project Name	**: PFIZER**	**Project Number**	**: 0047.0044Y047**
Instrument ID	**: GONZO**	**Ical Ref**	**: ICAL18969**
Calibration dates	**: 04/25/22 19:26 04/25/22 23:52**		

Calibration Files
L11 =VG220425N03.D L1 =VG220425N05.D L2 =VG220425N07.D L3 =VG220425N09.D L4 =VG220425N10.D
L6 =VG220425N11.D L8 =VG220425N12.D L10 =VG220425N13.D

	Compound	L11	L1	L2	L3	L4	L6	L8	L10	Avg	%RSD
40) TP	1,1-Dichloropr		0.182	0.228	0.231	0.240	0.240	0.253	0.253	0.232	10.48
41) TP	Benzene	0.721	0.573	0.693	0.694	0.704	0.717	0.762	0.768	0.704	8.55
42) TP	Tertiary-Amyl Methyl Ether		0.404	0.455	0.453	0.461	0.480	0.515	0.527	0.471	8.78
43) S	1,2-Dichloroethane-d4	0.326	0.326	0.321	0.324	0.297	0.296	0.302	0.314	0.313	4.18
44) TP	1,2-Dichloroet		0.235	0.254	0.234	0.229	0.231	0.245	0.245	0.239	3.79
47) TP	Methyl cyclohe		0.252	0.321	0.327	0.330	0.334	0.361	0.367	0.328	11.54
48) TP	Trichloroethene	0.202	0.177	0.187	0.188	0.185	0.189	0.201	0.207	0.192#	5.27
50) TP	Dibromomethane		0.098	0.111	0.104	0.100	0.103	0.108	0.108	0.105	4.39
51) TC	1,2-Dichloropr		0.178	0.207	0.187	0.185	0.184	0.197	0.194	0.190	5.21
53) TP	2-Chloroethyl		0.104	0.106	0.107	0.107	0.111	0.117	0.119	0.110	5.19
54) TP	Bromodichlorom		0.243	0.254	0.240	0.238	0.244	0.261	0.260	0.249#	3.89
57) TP	1,4-Dioxane		0.002	0.002	0.002	0.002	0.002	0.002	0.002	0.002#	6.46
58) TP	cis-1,3-Dichloropropene	0.263	0.238	0.292	0.280	0.282	0.289	0.307	0.309	0.282#	8.27
59) I	Chlorobenzene-d5	----------ISTD----------									
60) S	Toluene-d8	1.267	1.264	1.269	1.259	1.268	1.248	1.232	1.215	1.253	1.58
61) TC	Toluene		0.493	0.579	0.554	0.565	0.571	0.592	0.581	0.562	5.88
62) TP	4-Methyl-2-pen		0.068	0.070	0.074	0.076	0.079	0.083	0.085	0.076	8.50
63) TP	Tetrachloroethene		0.194	0.247	0.246	0.258	0.258	0.270	0.265	0.248	10.29
65) TP	trans-1,3-Dichloropropene	0.306	0.268	0.312	0.310	0.331	0.342	0.360	0.358	0.323	9.50
67) TP	Ethyl methacry		0.248	0.265	0.261	0.266	0.272	0.286	0.289	0.270	5.21
68) TP	1,1,2-Trichlor		0.137	0.155	0.149	0.157	0.160	0.170	0.169	0.157#	7.44
69) TP	Chlorodibromom		0.166	0.200	0.204	0.224	0.235	0.247	0.245	0.217	13.48
70) TP	1,3-Dichloropr		0.287	0.321	0.317	0.325	0.327	0.341	0.336	0.322	5.44
71) TP	1,2-Dibromoethane		0.173	0.191	0.186	0.191	0.194	0.203	0.199	0.191#	5.05
72) TP	2-Hexanone		0.204	0.199	0.171	0.165	0.164	0.168	0.170	0.177	9.47
73) TP	Chlorobenzene		0.541	0.643	0.611	0.625	0.636	0.675	0.671	0.629	7.19
74) TC	Ethylbenzene	1.101	0.934	1.138	1.109	1.127	1.165	1.248	1.244	1.133	8.70
75) TP	1,1,1,2-Tetrac		0.169	0.205	0.208	0.228	0.237	0.251	0.249	0.221	13.25
76) TP	p/m Xylene	0.392	0.348	0.440	0.427	0.449	0.466	0.493	0.494	0.439	11.32
77) TP	o Xylene		0.348	0.428	0.413	0.433	0.453	0.481	0.476	0.433	10.38
78) TP	Styrene	0.625	0.542	0.685	0.679	0.730	0.775	0.829	0.817	0.710	13.78
79) I	1,4-Dichlorobenzene-d4	----------ISTD----------									
80) TP	Bromoform		0.179	0.211	0.227	0.257	0.275	0.299	0.290	0.248	17.84
82) TP	Isopropylbenzene		1.568	1.959	1.924	2.004	2.026	2.204	2.119	1.972	10.25
83) S	4-Bromofluorobenzene	0.879	0.859	0.854	0.834	0.844	0.814	0.838	0.810	0.841	2.72
84) TP	Bromobenzene		0.429	0.502	0.472	0.475	0.476	0.512	0.482	0.478	5.54

Initial Calibration Summary
Form 6
Volatiles

Client	**: Roux Env. Eng. & Geology, DPC**	**Lab Number**	**: L2222369**
Project Name	**: PFIZER**	**Project Number**	**: 0047.0044Y047**
Instrument ID	**: GONZO**	**Ical Ref**	**: ICAL18969**
Calibration dates	**: 04/25/22 19:26 04/25/22 23:52**		

Calibration Files
L11 =VG220425N03.D L1 =VG220425N05.D L2 =VG220425N07.D L3 =VG220425N09.D L4 =VG220425N10.D
L6 =VG220425N11.D L8 =VG220425N12.D L10 =VG220425N13.D

	Compound	L11	L1	L2	L3	L4	L6	L8	L10	Avg	%RSD
85) TP	n-Propylbenzene		1.801	2.406	2.345	2.461	2.509	2.693	2.550	2.395	11.88
86) TP	1,4-Dichlorobu		0.584	0.633	0.597	0.612	0.628	0.679	0.656	0.627	5.28
87) TP	1,1,2,2-Tetrac		0.372	0.395	0.386	0.409	0.411	0.448	0.433	0.408	6.46
88) TP	4-Ethyltoluene		1.603	1.967	1.921	2.018	2.039	2.204	2.115	1.981	9.65
89) TP	2-Chlorotoluene		1.191	1.400	1.323	1.368	1.425	1.534	1.489	1.390	8.13
90) TP	1,3,5-Trimethy		1.349	1.700	1.667	1.745	1.780	1.914	1.872	1.718	10.77
91) TP	1,2,3-Trichlor		0.379	0.362	0.346	0.359	0.385	0.412	0.401	0.378	6.28
92) TP	trans-1,4-Dich		0.128	0.125	0.125	0.131	0.139	0.151	0.148	0.135	8.11
93) TP	4-Chlorotoluene		1.187	1.414	1.372	1.436	1.459	1.581	1.529	1.425	8.88
94) TP	tert-Butylbenzene		1.228	1.470	1.436	1.496	1.505	1.627	1.557	1.474	8.48
97) TP	1,2,4-Trimethy		1.251	1.649	1.587	1.658	1.702	1.849	1.808	1.644	11.92
98) TP	sec-Butylbenzene		1.763	2.212	2.222	2.328	2.352	2.545	2.421	2.263	10.99
99) TP	p-Isopropyltol		1.512	1.874	1.853	1.971	1.989	2.150	2.091	1.920	10.90
100) TP	1,3-Dichlorobe		0.768	0.939	0.894	0.943	0.942	1.010	0.982	0.925	8.47
101) TP	1,4-Dichlorobe		0.817	0.932	0.912	0.943	0.949	1.012	0.981	0.935	6.57
102) TP	p-Diethylbenzene		0.811	1.093	1.065	1.129	1.147	1.243	1.226	1.102	13.05
103) TP	n-Butylbenzene		1.157	1.584	1.584	1.716	1.745	1.905	1.866	1.651	15.17
104) TP	1,2-Dichlorobe		0.760	0.861	0.846	0.867	0.867	0.942	0.911	0.865	6.60
105) TP	1,2,4,5-Tetram		1.012	1.208	1.170	1.298	1.401	1.598	1.598	1.326	16.59
106) TP	1,2-Dibromo-3-		0.069	0.067	0.075	0.074	0.076	0.082	0.081	0.075	7.68
107) TP	1,3,5-Trichlor		0.469	0.605	0.602	0.645	0.647	0.708	0.657	0.619	12.11
108) TP	Hexachlorobuta		0.251	0.298	0.296	0.309	0.296	0.320	0.293	0.295	7.28
109) TP	1,2,4-Trichlor		0.415	0.477	0.472	0.510	0.524	0.571	0.527	0.499	9.98
110) TP	Naphthalene		0.822	0.854	0.881	0.951	1.013	1.144	1.129	0.971	13.38
111) TP	1,2,3-Trichlor		0.325	0.416	0.388	0.413	0.424	0.457	0.420	0.406	10.11

Response Factor Report Gonzo

Method Path : I:\VOLATILES\Gonzo\2022\220425N\
Method File : G_220425N_8260.m
Title : VOLATILES BY GC/MS
Last Update : Tue Apr 26 12:00:50 2022
Response Via : Initial Calibration

Calibration Files
L11 =VG220425N03.D L1 =VG220425N05.D L2 =VG220425N07.D L3 =VG220425N09.D L4 =VG220425N10.D
L6 =VG220425N11.D L8 =VG220425N12.D L10 =VG220425N13.D

		Compound	L11	L1	L2	L3	L4	L6	L8	L10	Avg	%RSD
1)	I	Fluorobenzene	----------ISTD----------									
2)	TP	Dichlorodifluo...		0.115	0.161	0.159	0.155	0.150	0.159	0.154	0.150	10.67
3)	TP	Chloromethane		0.167	0.216	0.192	0.185	0.178	0.187	0.182	0.187	8.05
4)	TC	Vinyl chloride	0.177	0.147	0.204	0.194	0.189	0.187	0.202	0.199	0.187	9.93
5)	TP	Bromomethane		0.088	0.106	0.082	0.083	0.104	0.124	0.131	0.102	19.16
6)	TP	Chloroethane		0.166	0.176	0.146	0.143	0.134	0.123	0.094	0.140	19.53
7)	TP	Trichlorofluor...		0.195	0.284	0.280	0.275	0.274	0.296	0.298	0.272	12.90
8)	TP	Ethyl ether		0.081	0.080	0.079	0.075	0.078	0.082	0.081	0.079	2.87
10)	TC	1,1-Dichloroet...		0.121	0.159	0.155	0.151	0.153	0.161	0.165	0.152	9.63
11)	TP	Carbon disulfide		0.348	0.438	0.407	0.406	0.420	0.448	0.454	0.417	8.67
12)	TP	Freon-113		0.123	0.158	0.162	0.163	0.162	0.172	0.172	0.159	10.68
13)	TP	Iodomethane			0.047	0.090	0.141	0.166	0.176	0.178	*Q	0.9977
14)	TP	Acrolein		0.037	0.032	0.029	0.028	0.028	0.029	0.029	0.030	10.53
15)	TP	Methylene chlo...		0.149	0.185	0.168	0.165	0.167	0.176	0.174	0.169	6.67
17)	TP	Acetone			0.088	0.052	0.049	0.051	0.052	0.055	*L	0.9974
18)	TP	trans-1,2-Dich...		0.129	0.170	0.167	0.164	0.166	0.175	0.176	0.164	9.87
19)	TP	Methyl acetate		0.112	0.127	0.114	0.111	0.115	0.121	0.127	0.118	5.70
20)	TP	Methyl tert-bu...		0.391	0.433	0.416	0.423	0.432	0.457	0.460	0.430	5.57
21)	TP	tert-Butyl alc...		0.019	0.019	0.017	0.016	0.016	0.017	0.018	0.017	6.68
22)	TP	Diisopropyl ether		0.509	0.588	0.579	0.597	0.612	0.650	0.656	0.599	8.26
23)	TP	1,1-Dichloroet...		0.264	0.345	0.326	0.320	0.324	0.340	0.342	0.323	8.56
24)	TP	Halothane		0.093	0.133	0.130	0.132	0.134	0.142	0.142	0.129	12.92
25)	TP	Acrylonitrile		0.058	0.060	0.060	0.057	0.059	0.061	0.064	0.060	3.62
26)	TP	Ethyl tert-but...		0.437	0.498	0.524	0.536	0.555	0.593	0.606	0.535	10.75
27)	TP	Vinyl acetate		0.432	0.393	0.341	0.386	0.411	0.473	0.453	0.413	10.83
28)	TP	cis-1,2-Dichlo...		0.173	0.202	0.187	0.186	0.187	0.196	0.198	0.190#	5.17
29)	TP	2,2-Dichloropr...		0.225	0.269	0.261	0.267	0.266	0.282	0.281	0.264	7.23
30)	TP	Bromochloromet...		0.079	0.090	0.087	0.084	0.079	0.083	0.082	0.083#	4.73
31)	TP	Cyclohexane		0.252	0.345	0.327	0.334	0.331	0.357	0.361	0.330	11.14
32)	TC	Chloroform		0.306	0.329	0.316	0.299	0.316	0.333	0.335	0.319	4.32
33)	TP	Ethyl acetate		0.222	0.160	0.166	0.168	0.173	0.180	0.184	0.179	11.51

Method Path : I:\VOLATILES\Gonzo\2022\220425N\
Method File : G_220425N_8260.m
Title : VOLATILES BY GC/MS
Last Update : Tue Apr 26 12:00:50 2022
Response Via : Initial Calibration

Calibration Files
L11 =VG220425N03.D L1 =VG220425N05.D L2 =VG220425N07.D L3 =VG220425N09.D L4 =VG220425N10.D
L6 =VG220425N11.D L8 =VG220425N12.D L10 =VG220425N13.D

		Compound	L11	L1	L2	L3	L4	L6	L8	L10	Avg	%RSD
34)	TP	Carbon tetrach...	0.219	0.183	0.228	0.229	0.240	0.245	0.264	0.268	0.235	11.55
35)	TP	Tetrahydrofuran			0.069	0.058	0.051	0.053	0.053	0.055	0.057	11.47
36)	S	Dibromofluorom...	0.274	0.274	0.277	0.260	0.259	0.258	0.257	0.262	0.265	3.14
37)	TP	1,1,1-Trichlor...		0.217	0.264	0.269	0.277	0.277	0.293	0.292	0.270	9.54
39)	TP	2-Butanone		0.089	0.082	0.081	0.082	0.083	0.085	0.088	0.084	3.59
40)	TP	1,1-Dichloropr...		0.182	0.228	0.231	0.240	0.240	0.253	0.253	0.232	10.48
41)	TP	Benzene	0.721	0.573	0.693	0.694	0.704	0.717	0.762	0.768	0.704	8.55
42)	TP	tert-Amyl meth...		0.404	0.455	0.453	0.461	0.480	0.515	0.527	0.471	8.78
43)	S	1,2-Dichloroet...	0.326	0.326	0.321	0.324	0.297	0.296	0.302	0.314	0.313	4.18
44)	TP	1,2-Dichloroet...		0.235	0.254	0.234	0.229	0.231	0.245	0.245	0.239	3.79
47)	TP	Methyl cyclohe...		0.252	0.321	0.327	0.330	0.334	0.361	0.367	0.328	11.54
48)	TP	Trichloroethene	0.202	0.177	0.187	0.188	0.185	0.189	0.201	0.207	0.192#	5.27
50)	TP	Dibromomethane		0.098	0.111	0.104	0.100	0.103	0.108	0.108	0.105	4.39
51)	TC	1,2-Dichloropr...		0.178	0.207	0.187	0.185	0.184	0.197	0.194	0.190	5.21
53)	TP	2-Chloroethyl ...		0.104	0.106	0.107	0.107	0.111	0.117	0.119	0.110	5.19
54)	TP	Bromodichlorom...		0.243	0.254	0.240	0.238	0.244	0.261	0.260	0.249#	3.89
57)	TP	1,4-Dioxane		0.002	0.002	0.002	0.002	0.002	0.002	0.002	0.002#	6.46
58)	TP	cis-1,3-Dichlo...	0.263	0.238	0.292	0.280	0.282	0.289	0.307	0.309	0.282#	8.27
59)	I	Chlorobenzene-d5	----------	ISTD	----------							
60)	S	Toluene-d8	1.267	1.264	1.269	1.259	1.268	1.248	1.232	1.215	1.253	1.58
61)	TC	Toluene		0.493	0.579	0.554	0.565	0.571	0.592	0.581	0.562	5.88
62)	TP	4-Methyl-2-pen...		0.068	0.070	0.074	0.076	0.079	0.083	0.085	0.076	8.50
63)	TP	Tetrachloroethene		0.194	0.247	0.246	0.258	0.258	0.270	0.265	0.248	10.29
65)	TP	trans-1,3-Dich...	0.306	0.268	0.312	0.310	0.331	0.342	0.360	0.358	0.323	9.50
67)	TP	Ethyl methacry...		0.248	0.265	0.261	0.266	0.272	0.286	0.289	0.270	5.21
68)	TP	1,1,2-Trichlor...		0.137	0.155	0.149	0.157	0.160	0.170	0.169	0.157#	7.44
69)	TP	Chlorodibromom...		0.166	0.200	0.204	0.224	0.235	0.247	0.245	0.217	13.48
70)	TP	1,3-Dichloropr...		0.287	0.321	0.317	0.325	0.327	0.341	0.336	0.322	5.44
71)	TP	1,2-Dibromoethane		0.173	0.191	0.186	0.191	0.194	0.203	0.199	0.191#	5.05
72)	TP	2-Hexanone		0.204	0.199	0.171	0.165	0.164	0.168	0.170	0.177	9.47
73)	TP	Chlorobenzene		0.541	0.643	0.611	0.625	0.636	0.675	0.671	0.629	7.19

Response Factor Report Gonzo

Method Path : I:\VOLATILES\Gonzo\2022\220425N\
Method File : G_220425N_8260.m
Title : VOLATILES BY GC/MS
Last Update : Tue Apr 26 12:00:50 2022
Response Via : Initial Calibration

Calibration Files
L11 =VG220425N03.D L1 =VG220425N05.D L2 =VG220425N07.D L3 =VG220425N09.D L4 =VG220425N10.D
L6 =VG220425N11.D L8 =VG220425N12.D L10 =VG220425N13.D

		Compound	L11	L1	L2	L3	L4	L6	L8	L10	Avg	%RSD
74)	TC	Ethylbenzene	1.101	0.934	1.138	1.109	1.127	1.165	1.248	1.244	1.133	8.70
75)	TP	1,1,1,2-Tetrac...		0.169	0.205	0.208	0.228	0.237	0.251	0.249	0.221	13.25
76)	TP	p/m Xylene	0.392	0.348	0.440	0.427	0.449	0.466	0.493	0.494	0.439	11.32
77)	TP	o Xylene		0.348	0.428	0.413	0.433	0.453	0.481	0.476	0.433	10.38
78)	TP	Styrene	0.625	0.542	0.685	0.679	0.730	0.775	0.829	0.817	0.710	13.78
79)	I	1,4-Dichlorobenzene-d4	----------ISTD----------									
80)	TP	Bromoform		0.179	0.211	0.227	0.257	0.275	0.299	0.290	0.248	17.84
82)	TP	Isopropylbenzene		1.568	1.959	1.924	2.004	2.026	2.204	2.119	1.972	10.25
83)	S	4-Bromofluorob...	0.879	0.859	0.854	0.834	0.844	0.814	0.838	0.810	0.841	2.72
84)	TP	Bromobenzene		0.429	0.502	0.472	0.475	0.476	0.512	0.482	0.478	5.54
85)	TP	n-Propylbenzene		1.801	2.406	2.345	2.461	2.509	2.693	2.550	2.395	11.88
86)	TP	1,4-Dichlorobu...		0.584	0.633	0.597	0.612	0.628	0.679	0.656	0.627	5.28
87)	TP	1,1,2,2-Tetrac...		0.372	0.395	0.386	0.409	0.411	0.448	0.433	0.408	6.46
88)	TP	4-Ethyltoluene		1.603	1.967	1.921	2.018	2.039	2.204	2.115	1.981	9.65
89)	TP	2-Chlorotoluene		1.191	1.400	1.323	1.368	1.425	1.534	1.489	1.390	8.13
90)	TP	1,3,5-Trimethy...		1.349	1.700	1.667	1.745	1.780	1.914	1.872	1.718	10.77
91)	TP	1,2,3-Trichlor...		0.379	0.362	0.346	0.359	0.385	0.412	0.401	0.378	6.28
92)	TP	trans-1,4-Dich...		0.128	0.125	0.125	0.131	0.139	0.151	0.148	0.135	8.11
93)	TP	4-Chlorotoluene		1.187	1.414	1.372	1.436	1.459	1.581	1.529	1.425	8.88
94)	TP	tert-Butylbenzene		1.228	1.470	1.436	1.496	1.505	1.627	1.557	1.474	8.48
97)	TP	1,2,4-Trimethy...		1.251	1.649	1.587	1.658	1.702	1.849	1.808	1.644	11.92
98)	TP	sec-Butylbenzene		1.763	2.212	2.222	2.328	2.352	2.545	2.421	2.263	10.99
99)	TP	p-Isopropyltol...		1.512	1.874	1.853	1.971	1.989	2.150	2.091	1.920	10.90
100)	TP	1,3-Dichlorobe...		0.768	0.939	0.894	0.943	0.942	1.010	0.982	0.925	8.47
101)	TP	1,4-Dichlorobe...		0.817	0.932	0.912	0.943	0.949	1.012	0.981	0.935	6.57
102)	TP	p-Diethylbenzene		0.811	1.093	1.065	1.129	1.147	1.243	1.226	1.102	13.05
103)	TP	n-Butylbenzene		1.157	1.584	1.584	1.716	1.745	1.905	1.866	1.651	15.17
104)	TP	1,2-Dichlorobe...		0.760	0.861	0.846	0.867	0.867	0.942	0.911	0.865	6.60
105)	TP	1,2,4,5-Tetram...		1.012	1.208	1.170	1.298	1.401	1.598	1.598	1.326	16.59
106)	TP	1,2-Dibromo-3-...		0.069	0.067	0.075	0.074	0.076	0.082	0.081	0.075	7.68
107)	TP	1,3,5-Trichlor...		0.469	0.605	0.602	0.645	0.647	0.708	0.657	0.619	12.11

Method Path : I:\VOLATILES\Gonzo\2022\220425N\
Method File : G_220425N_8260.m
Title : VOLATILES BY GC/MS
Last Update : Tue Apr 26 12:00:50 2022
Response Via : Initial Calibration

Calibration Files
L11 =VG220425N03.D L1 =VG220425N05.D L2 =VG220425N07.D L3 =VG220425N09.D L4 =VG220425N10.D
L6 =VG220425N11.D L8 =VG220425N12.D L10 =VG220425N13.D

	Compound	L11	L1	L2	L3	L4	L6	L8	L10	Avg	%RSD
108)	TP Hexachlorobuta...	0.251	0.298	0.296	0.309	0.296	0.320	0.293	0.295	7.28	
109)	TP 1,2,4-Trichlor...	0.415	0.477	0.472	0.510	0.524	0.571	0.527	0.499	9.98	
110)	TP Naphthalene	0.822	0.854	0.881	0.951	1.013	1.144	1.129	0.971	13.38	
111)	TP 1,2,3-Trichlor...	0.325	0.416	0.388	0.413	0.424	0.457	0.420	0.406	10.11	

(#) = Out of Range

Data Path : I:\VOLATILES\Gonzo\2022\220425N\
Data File : VG220425NBF4.D
Acq On : 25 Apr 2022 6:14 pm
Operator : GONZO:KJD
Sample : WG1631147-1
Misc : WG1631147
ALS Vial : 1 Sample Multiplier: 1

Integration File: rteint.p

Method : I:\VOLATILES\Gonzo\2022\220425N\G_220425N_8260.m
Title : VOLATILES BY GC/MS
Last Update : Tue Apr 26 12:00:50 2022

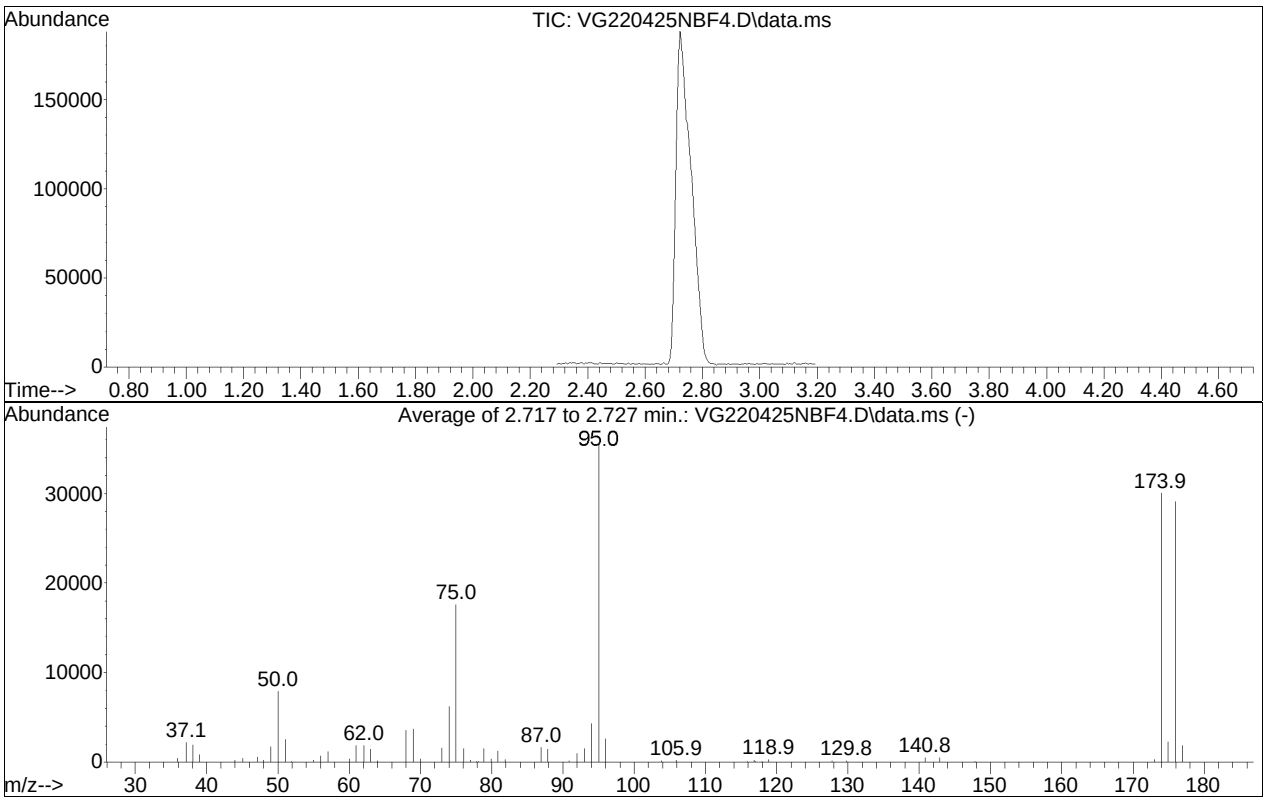

AutoFind: Scans 82, 83, 84; Background Corrected with Scan 73

Target Mass	Rel. to Mass	Lower Limit%	Upper Limit%	Rel. Abn%	Raw Abn	Result Pass/Fail
50	95	15	40	22.3	7940	PASS
75	95	30	60	49.3	17584	PASS
95	95	100	100	100.0	35680	PASS
96	95	5	9	7.2	2580	PASS
173	174	0.00	2	1.1	324	PASS
174	95	50	100	84.2	30048	PASS
175	174	5	9	7.5	2267	PASS
176	174	95	101	96.8	29080	PASS
177	176	5	9	6.5	1879	PASS

Quantitation Report (QT Reviewed)

Data Path : I:\VOLATILES\Gonzo\2022\220425N\
Data File : VG220425N03.D
Acq On : 25 Apr 2022 7:26 pm
Operator : GONZO:MKS
Sample : I8260STD0.19PPB
Misc : WG1631147
ALS Vial : 3 Sample Multiplier: 1

Quant Time: Apr 26 11:43:30 2022
Quant Method : I:\VOLATILES\Gonzo\2022\220425N\G_220425N_8260.m
Quant Title : VOLATILES BY GC/MS
QLast Update : Tue Apr 26 11:40:16 2022
Response via : Initial Calibration

CCAL FILE(s) : 1 - I:\VOLATILES\Gonzo\2022\220425N\VG220425N09.D
Sub List : 8260-L11 - Level 11 for 8260-LRR product

Compound	R.T.	QIon	Response	Conc	Units	Dev(Min)
Internal Standards						
1) Fluorobenzene	6.230	96	485274	10.000	ug/L	0.00
Standard Area 1 = 522578			Recovery =	92.86%		
59) Chlorobenzene-d5	9.785	117	392743	10.000	ug/L	0.00
Standard Area 1 = 411669			Recovery =	95.40%		
79) 1,4-Dichlorobenzene-d4	12.442	152	223176	10.000	ug/L	0.00
Standard Area 1 = 239506			Recovery =	93.18%		
System Monitoring Compounds						
36) Dibromofluoromethane	5.417	113	133142	10.553	ug/L	0.00
Spiked Amount 10.000	Range 70 - 130		Recovery =	105.53%		
43) 1,2-Dichloroethane-d4	5.949	65	158246	10.055	ug/L	0.00
Spiked Amount 10.000	Range 70 - 130		Recovery =	100.55%		
60) Toluene-d8	7.929	98	497697	10.067	ug/L	0.00
Spiked Amount 10.000	Range 70 - 130		Recovery =	100.67%		
83) 4-Bromofluorobenzene	11.249	95	196081	10.533	ug/L	0.00
Spiked Amount 10.000	Range 70 - 130		Recovery =	105.33%		
Target Compounds						Qvalue
4) Vinyl chloride	2.022	62	1635	0.174	ug/L #	36
34) Carbon tetrachloride	5.364	117	2021	0.182	ug/L #	82
41) Benzene	5.805	78	6646	0.197	ug/L #	85
48) Trichloroethene	6.398	95	1862	0.204	ug/L	89
58) cis-1,3-Dichloropropene	7.714	75	2423	0.179	ug/L #	31
65) trans-1,3-Dichloropropene	8.488	75	2287	0.188	ug/L #	59
74) Ethylbenzene	9.834	91	8213	0.189	ug/L	98
76) p/m Xylene	10.032	106	5853	0.349	ug/L	93
78) Styrene	10.624	104	9327	0.350	ug/L	97

(#) = qualifier out of range (m) = manual integration (+) = signals summed

Quantitation Report (QT Reviewed)

Data Path : I:\VOLATILES\Gonzo\2022\220425N\
Data File : VG220425N03.D
Acq On : 25 Apr 2022 7:26 pm
Operator : GONZO:MKS
Sample : I8260STD0.19PPB
Misc : WG1631147
ALS Vial : 3 Sample Multiplier: 1

Quant Time: Apr 26 11:43:30 2022
Quant Method : I:\VOLATILES\Gonzo\2022\220425N\G_220425N_8260.m
Quant Title : VOLATILES BY GC/MS
QLast Update : Tue Apr 26 11:40:16 2022
Response via : Initial Calibration

Sub List : 8260-L11 - Level 11 for 8260-LRR product0425N09.D•

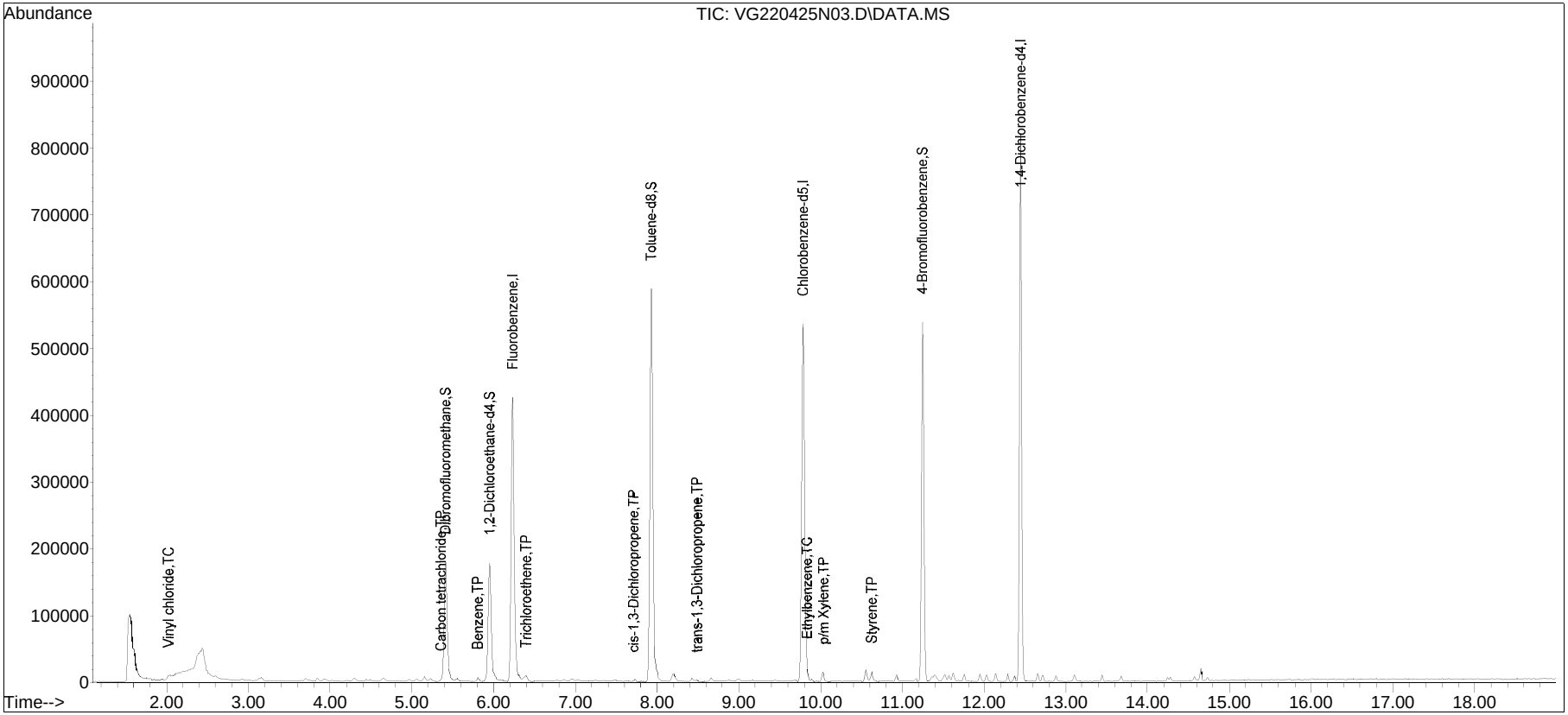

Manual Integration Report

Data Path	: I:\VOLATILES\Gonzo\2022\22Q	Method	: G_220425N_8260.m
Data File	: VG220425N03.D	Operator	: GONZO:MKS
Date Inj'd	: 4/25/2022 7:26 pm	Instrument	: Gonzo
Sample	: I8260STD0.19PPB	Quant Date	: 4/26/2022 11:40 am

There are no manual integrations or false positives in this file.

Quantitation Report (QT Reviewed)

Data Path : I:\VOLATILES\Gonzo\2022\220425N\
Data File : VG220425N05.D
Acq On : 25 Apr 2022 8:20 pm
Operator : GONZO:MKS
Sample : I8260STD0.5PPB
Misc : WG1631147
ALS Vial : 5 Sample Multiplier: 1

Quant Time: Apr 26 11:48:22 2022
Quant Method : I:\VOLATILES\Gonzo\2022\220425N\G_220425N_8260.m
Quant Title : VOLATILES BY GC/MS
QLast Update : Tue Apr 26 11:40:16 2022
Response via : Initial Calibration

CCAL FILE(s) : 1 - I:\VOLATILES\Gonzo\2022\220425N\VG220425N09.D
Sub List : 8260-Curve - Megamix plus Diox

Compound	R.T.	QIon	Response	Conc	Units	Dev(Min)
Internal Standards						
1) Fluorobenzene	6.230	96	478197	10.000	ug/L	0.00
Standard Area 1 = 522578			Recovery = 91.51%			
59) Chlorobenzene-d5	9.785	117	387580	10.000	ug/L	0.00
Standard Area 1 = 411669			Recovery = 94.15%			
79) 1,4-Dichlorobenzene-d4	12.442	152	222528	10.000	ug/L	0.00
Standard Area 1 = 239506			Recovery = 92.91%			
System Monitoring Compounds						
36) Dibromofluoromethane	5.418	113	130796	10.520	ug/L	0.00
Spiked Amount 10.000	Range 70 - 130		Recovery = 105.20%			
43) 1,2-Dichloroethane-d4	5.949	65	155689	10.039	ug/L	0.00
Spiked Amount 10.000	Range 70 - 130		Recovery = 100.39%			
60) Toluene-d8	7.929	98	489723	10.037	ug/L	0.00
Spiked Amount 10.000	Range 70 - 130		Recovery = 100.37%			
83) 4-Bromofluorobenzene	11.249	95	191122	10.297	ug/L	0.00
Spiked Amount 10.000	Range 70 - 130		Recovery = 102.97%			
Target Compounds						Qvalue
2) Dichlorodifluoromethane	1.741	85	2749	0.362	ug/L	93
3) Chloromethane	1.961	50	3986	0.435	ug/L	76
4) Vinyl chloride	2.022	62	3509	0.378	ug/L	71
5) Bromomethane	2.348	94	2096M1	0.532	ug/L	
6) Chloroethane	2.455	64	3962M3	0.569	ug/L	
7) Trichlorofluoromethane	2.607	101	4672	0.349	ug/L	86
8) Ethyl ether	2.926	74	1925	0.508	ug/L #	74
10) 1,1-Dichloroethene	3.123	96	2886	0.389	ug/L	89
11) Carbon disulfide	3.154	76	8313	0.427	ug/L	92
12) Freon-113	3.146	101	2930	0.379	ug/L #	77
13) Iodomethane	3.268	142	893	0.207	ug/L #	67
14) Acrolein	3.465	56	880	0.630	ug/L #	45
15) Methylene chloride	3.693	84	3552	0.443	ug/L #	69
17) Acetone	3.739	43	2861	1.160	ug/L #	68
18) trans-1,2-Dichloroethene	3.853	96	3076	0.385	ug/L	82
19) Methyl acetate	3.860	43	2673	0.492	ug/L #	77
20) Methyl tert-butyl ether	3.929	73	9341	0.470	ug/L #	84
21) tert-Butyl alcohol	4.035	59	2217	2.787	ug/L #	87
22) Diisopropyl ether	4.293	45	12171	0.440	ug/L	85
23) 1,1-Dichloroethane	4.445	63	6321	0.406	ug/L	95
24) Halothane	4.491	117	2226	0.357	ug/L	85

Data Path : I:\VOLATILES\Gonzo\2022\220425N\
Data File : VG220425N05.D
Acq On : 25 Apr 2022 8:20 pm
Operator : GONZO:MKS
Sample : I8260STD0.5PPB
Misc : WG1631147
ALS Vial : 5 Sample Multiplier: 1

Quant Time: Apr 26 11:48:22 2022
Quant Method : I:\VOLATILES\Gonzo\2022\220425N\G_220425N_8260.m
Quant Title : VOLATILES BY GC/MS
QLast Update : Tue Apr 26 11:40:16 2022
Response via : Initial Calibration

CCAL FILE(s) : 1 - I:\VOLATILES\Gonzo\2022\220425N\VG220425N09.D
Sub List : 8260-Curve - Megamix plus Diox

Compound	R.T.	QIon	Response	Conc	Units		Dev(Min)
25) Acrylonitrile	4.513	53	1395	0.489	ug/L	#	79
26) Ethyl tert-butyl ether	4.650	59	10441	0.417	ug/L	#	59
27) Vinyl acetate	4.681	43	10333	0.634	ug/L	#	90
28) cis-1,2-Dichloroethene	4.969	96	4133	0.462	ug/L	#	93
29) 2,2-Dichloropropane	5.068	77	5368	0.429	ug/L	#	77
30) Bromochloromethane	5.167	128	1893	0.456	ug/L	#	64
31) Cyclohexane	5.159	56	6016	0.384	ug/L		80
32) Chloroform	5.235	83	7316	0.484	ug/L		98
33) Ethyl acetate	5.349	43	5300	0.666	ug/L	#	83
34) Carbon tetrachloride	5.364	117	4371	0.399	ug/L	#	88
35) Tetrahydrofuran	5.380	42	2399	0.858	ug/L	#	43
37) 1,1,1-Trichloroethane	5.433	97	5182	0.403	ug/L		96
39) 2-Butanone	5.539	43	2121M1	0.545	ug/L		
40) 1,1-Dichloropropene	5.554	75	4345	0.393	ug/L		96
41) Benzene	5.813	78	13697	0.413	ug/L	#	91
42) tert-Amyl methyl ether	5.911	73	9670	0.447	ug/L		95
44) 1,2-Dichloroethane	6.018	62	5620	0.502	ug/L		92
47) Methyl cyclohexane	6.390	83	6019	0.384	ug/L	#	73
48) Trichloroethene	6.413	95	4232	0.470	ug/L		85
50) Dibromomethane	6.861	93	2352	0.474	ug/L	#	78
51) 1,2-Dichloropropane	6.960	63	4254	0.475	ug/L		96
53) 2-Chloroethyl vinyl ether	7.664	63	2493	0.486	ug/L	#	53
54) Bromodichloromethane	7.034	83	5816	0.507	ug/L	#	88
57) 1,4-Dioxane	7.249	88	10254	106.211	ug/L	#	81
58) cis-1,3-Dichloropropene	7.729	75	5690	0.426	ug/L	#	68
61) Toluene	7.994	92	9548	0.445	ug/L		99
62) 4-Methyl-2-pentanone	8.431	58	1310	0.459	ug/L	#	18
63) Tetrachloroethene	8.445	166	3750	0.393	ug/L		97
65) trans-1,3-Dichloropropene	8.474	75	5190	0.432	ug/L		94
67) Ethyl methacrylate	8.660	69	4810	0.475	ug/L		92
68) 1,1,2-Trichloroethane	8.667	83	2646	0.457	ug/L		93
69) Chlorodibromomethane	8.875	129	3216	0.407	ug/L		99
70) 1,3-Dichloropropane	8.997	76	5561	0.453	ug/L		99
71) 1,2-Dibromoethane	9.154	107	3356	0.465	ug/L		97
72) 2-Hexanone	9.441	43	3958	0.598	ug/L	#	81
73) Chlorobenzene	9.810	112	10483	0.443	ug/L	#	67
74) Ethylbenzene	9.843	91	18096	0.421	ug/L		94
75) 1,1,1,2-Tetrachloroethane	9.892	131	3268	0.405	ug/L	#	67
76) p/m Xylene	10.024	106	13501	0.816	ug/L		97
77) o Xylene	10.558	106	13496	0.843	ug/L		96

Quantitation Report (QT Reviewed)

Data Path : I:\VOLATILES\Gonzo\2022\220425N\
Data File : VG220425N05.D
Acq On : 25 Apr 2022 8:20 pm
Operator : GONZO:MKS
Sample : I8260STD0.5PPB
Misc : WG1631147
ALS Vial : 5 Sample Multiplier: 1

Quant Time: Apr 26 11:48:22 2022
Quant Method : I:\VOLATILES\Gonzo\2022\220425N\G_220425N_8260.m
Quant Title : VOLATILES BY GC/MS
QLast Update : Tue Apr 26 11:40:16 2022
Response via : Initial Calibration

CCAL FILE(s) : 1 - I:\VOLATILES\Gonzo\2022\220425N\VG220425N09.D
Sub List : 8260-Curve - Megamix plus Diox

	Compound	R.T.	QIon	Response	Conc	Units		Dev(Min)
78)	Styrene	10.624	104	21024	0.798	ug/L		93
80)	Bromoform	10.657	173	1989	0.394	ug/L		92
82)	Isopropylbenzene	10.928	105	17441	0.407	ug/L		99
84)	Bromobenzene	11.364	156	4771	0.454	ug/L		97
85)	n-Propylbenzene	11.397	91	20039	0.384	ug/L		99
86)	1,4-Dichlorobutane	11.422	55	6499	0.489	ug/L		96
87)	1,1,2,2-Tetrachloroethane	11.488	83	4144	0.482	ug/L		90
88)	4-Ethyltoluene	11.521	105	17832	0.417	ug/L		98
89)	2-Chlorotoluene	11.570	91	13246M1	0.450	ug/L		
90)	1,3,5-Trimethylbenzene	11.611	105	15014	0.405	ug/L		98
91)	1,2,3-Trichloropropane	11.636	75	4216	0.548	ug/L		91
92)	trans-1,4-Dichloro-2-b...	11.677	53	1421	0.512	ug/L	#	74
93)	4-Chlorotoluene	11.751	91	13206	0.433	ug/L		97
94)	tert-Butylbenzene	11.949	119	13659	0.427	ug/L		98
97)	1,2,4-Trimethylbenzene	12.031	105	13923	0.394	ug/L		99
98)	sec-Butylbenzene	12.138	105	19614	0.397	ug/L		95
99)	p-Isopropyltoluene	12.286	119	16821	0.408	ug/L		96
100)	1,3-Dichlorobenzene	12.368	146	8548	0.430	ug/L		95
101)	1,4-Dichlorobenzene	12.459	146	9094	0.448	ug/L	#	73
102)	p-Diethylbenzene	12.656	119	9024	0.381	ug/L		100
103)	n-Butylbenzene	12.714	91	12873	0.365	ug/L		98
104)	1,2-Dichlorobenzene	12.878	146	8454	0.449	ug/L		98
105)	1,2,4,5-Tetramethylben...	13.446	119	11265	0.433	ug/L		89
106)	1,2-Dibromo-3-chloropr...	13.651	155	764	0.459	ug/L		87
107)	1,3,5-Trichlorobenzene	13.684	180	5220	0.390	ug/L		92
108)	Hexachlorobutadiene	14.244	225	2793	0.424	ug/L	#	86
109)	1,2,4-Trichlorobenzene	14.277	180	4618	0.440	ug/L		91
110)	Naphthalene	14.573	128	9146	0.466	ug/L		100
111)	1,2,3-Trichlorobenzene	14.737	180	3619	0.420	ug/L		92

(#) = qualifier out of range (m) = manual integration (+) = signals summed

Quantitation Report (QT Reviewed)

Data Path : I:\VOLATILES\Gonzo\2022\220425N\
Data File : VG220425N05.D
Acq On : 25 Apr 2022 8:20 pm
Operator : GONZO:MKS
Sample : I8260STD0.5PPB
Misc : WG1631147
ALS Vial : 5 Sample Multiplier: 1

Quant Time: Apr 26 11:48:22 2022
Quant Method : I:\VOLATILES\Gonzo\2022\220425N\G_220425N_8260.m
Quant Title : VOLATILES BY GC/MS
QLast Update : Tue Apr 26 11:40:16 2022
Response via : Initial Calibration

Sub List : 8260-Curve - Megamix plus Diox0425N\VG220425N09.D•

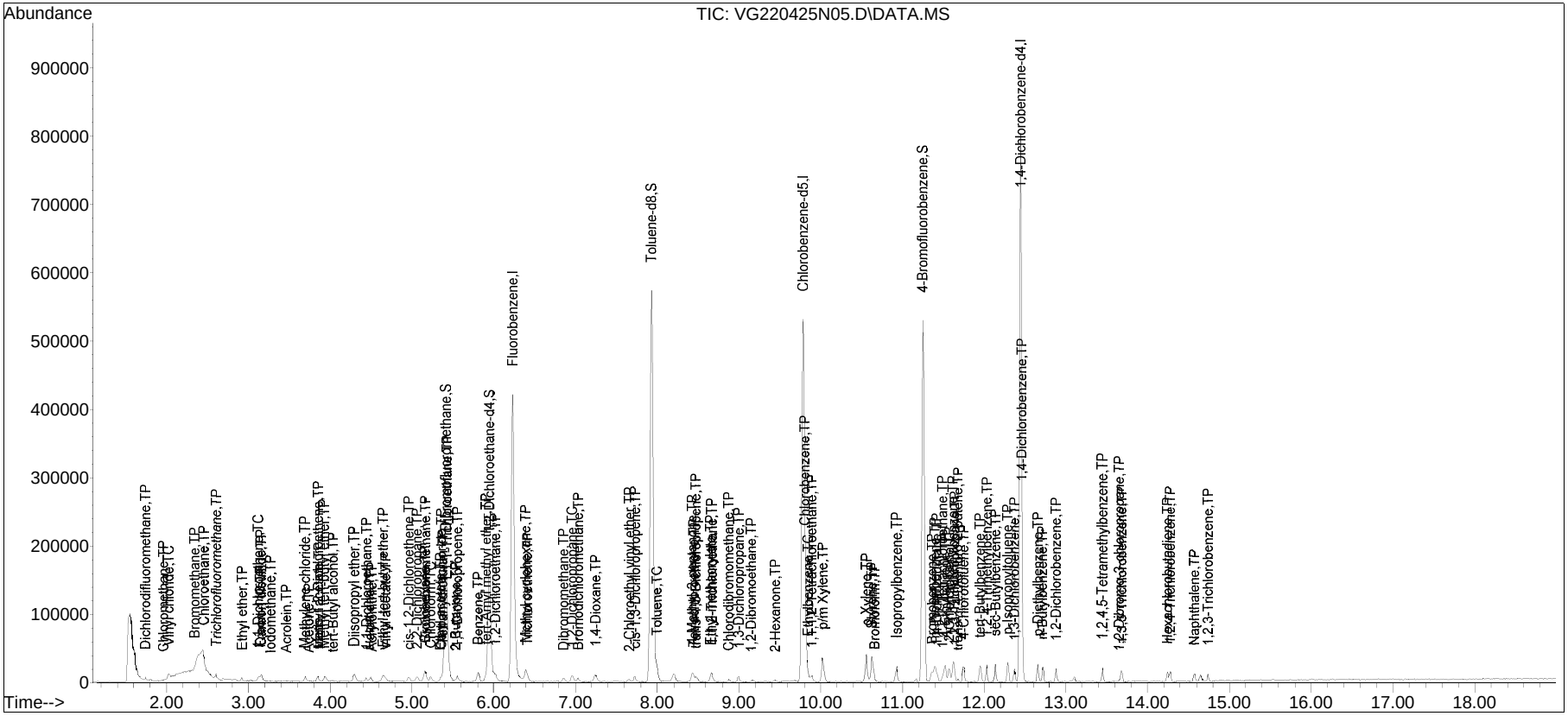

Manual Integration Report

Data Path : I:\VOLATILES\Gonzo\2022\22QMethod : G_220425N_8260.m
Data File : VG220425N05.D Operator : GONZO:MKS
Date Inj'd : 4/25/2022 8:20 pm Instrument : Gonzo
Sample : I8260STD0.5PPB Quant Date : 4/26/2022 11:40 am

Compound #5: Bromomethane

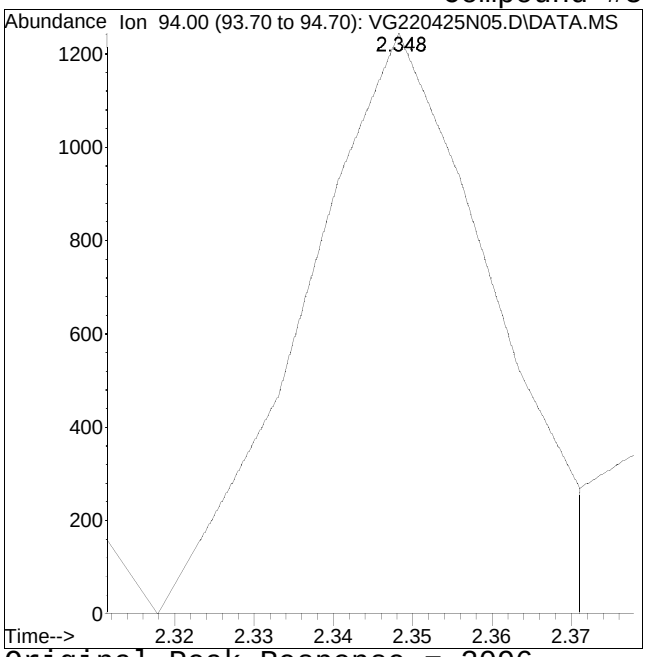

Original Peak Response = 2096

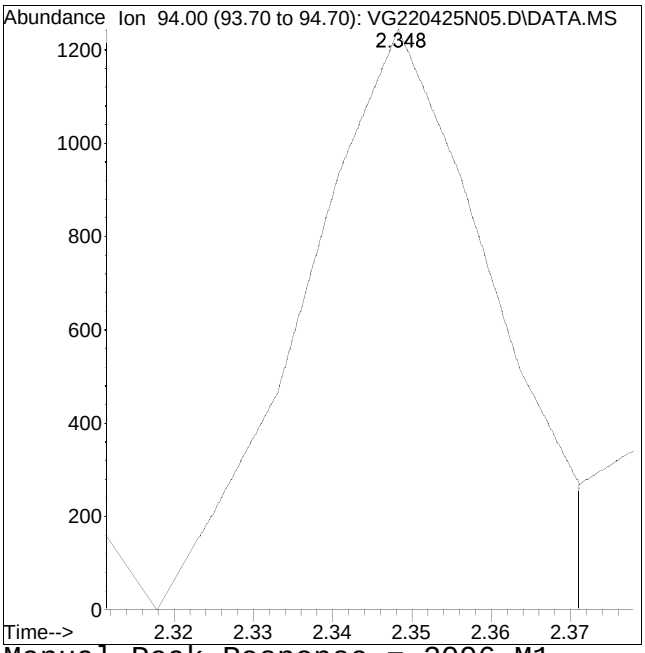

Manual Peak Response = 2096 M1

M1 = Split or tailing peak, auto integration stopped early resulting in false low area count.

Manual Integration Report

Data Path : I:\VOLATILES\Gonzo\2022\22QMethod : G_220425N_8260.m
Data File : VG220425N05.D Operator : GONZO:MKS
Date Inj'd : 4/25/2022 8:20 pm Instrument : Gonzo
Sample : I8260STD0.5PPB Quant Date : 4/26/2022 11:40 am

Compound #6: Chloroethane

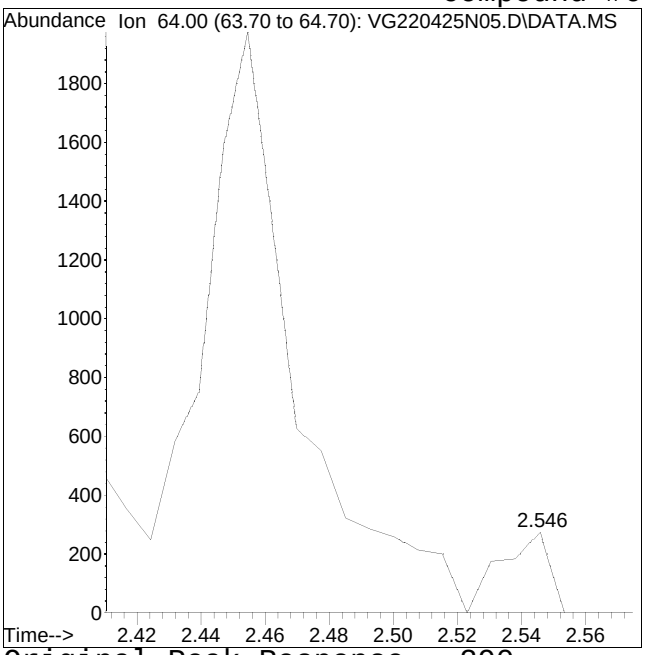

Original Peak Response = 290

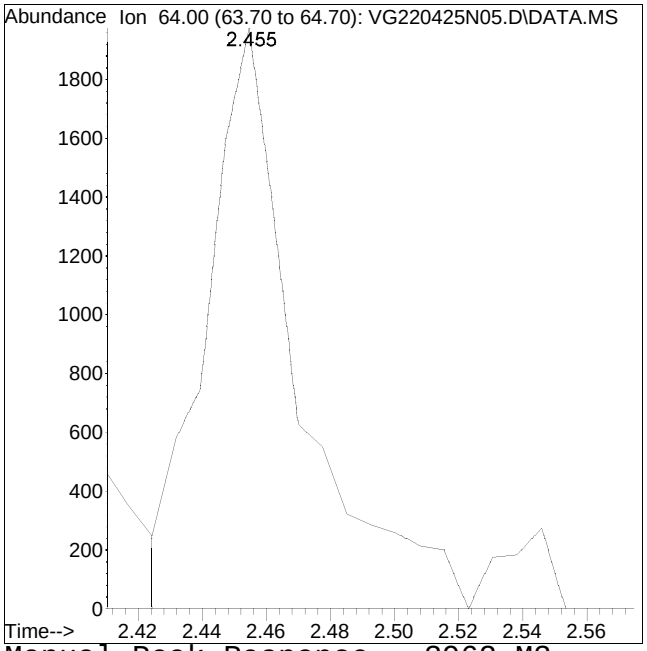

Manual Peak Response = 3962 M3

M3 = Misidentification of the peak (i.e. 1,4-dichlorobenzene identified as 1,3-dichlorobenzene), or misidentification from 2 partially resolved peaks not being split.

Manual Integration Report

Data Path : I:\VOLATILES\Gonzo\2022\22QMethod : G_220425N_8260.m
Data File : VG220425N05.D Operator : GONZO:MKS
Date Inj'd : 4/25/2022 8:20 pm Instrument : Gonzo
Sample : I8260STD0.5PPB Quant Date : 4/26/2022 11:40 am

Compound #39: 2-Butanone

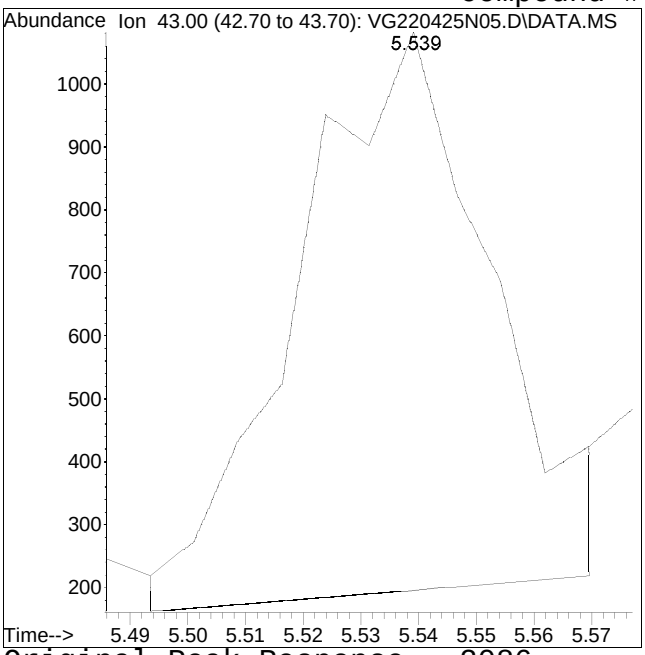

Original Peak Response = 2086

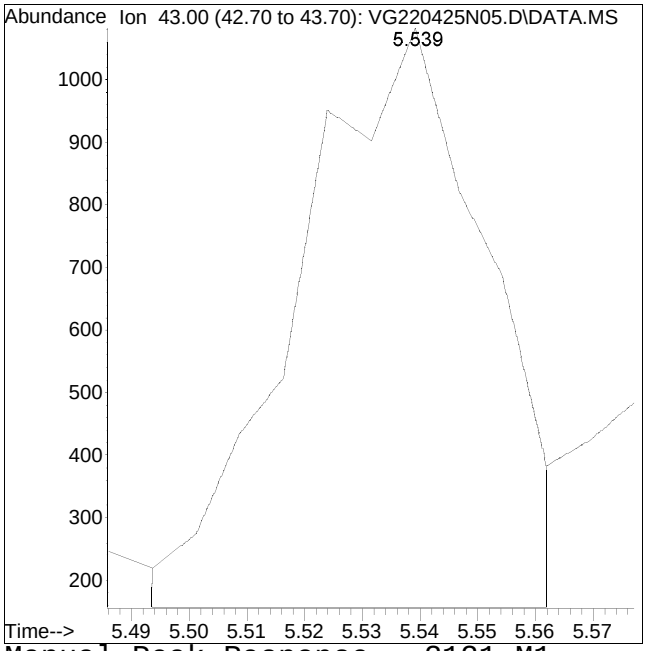

Manual Peak Response = 2121 M1

M1 = Split or tailing peak, auto integration stopped early resulting in false low area count.

Manual Integration Report

Data Path : I:\VOLATILES\Gonzo\2022\22QMethod : G_220425N_8260.m
Data File : VG220425N05.D Operator : GONZO:MKS
Date Inj'd : 4/25/2022 8:20 pm Instrument : Gonzo
Sample : I8260STD0.5PPB Quant Date : 4/26/2022 11:40 am

Compound #89: 2-Chlorotoluene

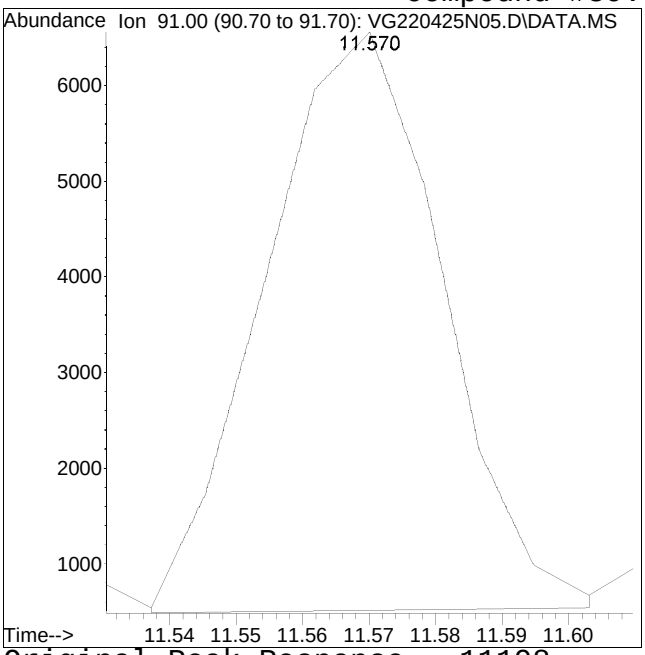

Original Peak Response = 11198

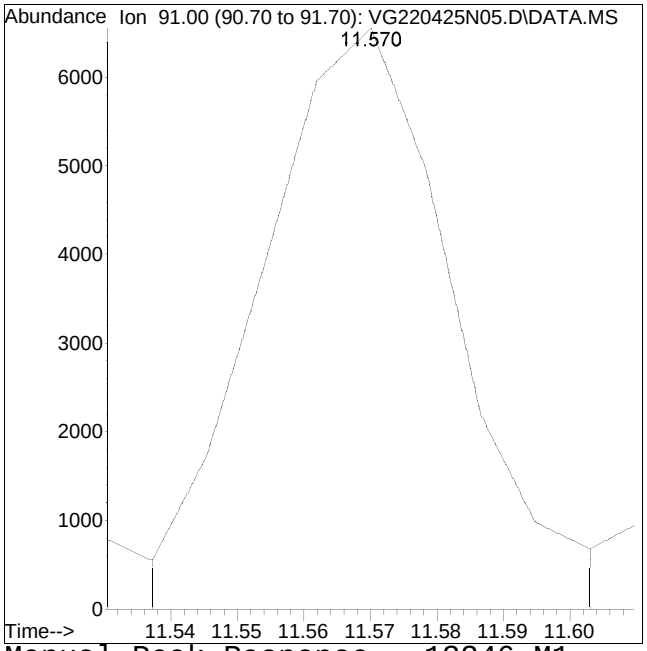

Manual Peak Response = 13246 M1

M1 = Split or tailing peak, auto integration stopped early resulting in false low area count.

Quantitation Report (QT Reviewed)

Data Path : I:\VOLATILES\Gonzo\2022\220425N\
Data File : VG220425N07.D
Acq On : 25 Apr 2022 9:14 pm
Operator : GONZO:MKS
Sample : I8260STD2.0PPB
Misc : WG1631147
ALS Vial : 7 Sample Multiplier: 1

Quant Time: Apr 27 09:26:49 2022
Quant Method : I:\VOLATILES\Gonzo\2022\220425N\G_220425N_8260.m
Quant Title : VOLATILES BY GC/MS
QLast Update : Tue Apr 26 12:00:50 2022
Response via : Initial Calibration

CCAL FILE(s) : 1 - I:\VOLATILES\Gonzo\2022\220425N\VG220425N09.D
Sub List : 8260-Curve - Megamix plus Diox

Compound	R.T.	QIon	Response	Conc	Units	Dev(Min)
Internal Standards						
1) Fluorobenzene	6.231	96	483996	10.000	ug/L	0.00
Standard Area 1 = 522578			Recovery = 92.62%			
59) Chlorobenzene-d5	9.785	117	385532	10.000	ug/L	0.00
Standard Area 1 = 411669			Recovery = 93.65%			
79) 1,4-Dichlorobenzene-d4	12.442	152	221650	10.000	ug/L	0.00
Standard Area 1 = 239506			Recovery = 92.54%			
System Monitoring Compounds						
36) Dibromofluoromethane	5.418	113	133921	10.442	ug/L	0.00
Spiked Amount 10.000	Range 70 - 130		Recovery = 104.42%			
43) 1,2-Dichloroethane-d4	5.949	65	155161	10.236	ug/L	0.00
Spiked Amount 10.000	Range 70 - 130		Recovery = 102.36%			
60) Toluene-d8	7.930	98	489374	10.133	ug/L	0.00
Spiked Amount 10.000	Range 70 - 130		Recovery = 101.33%			
83) 4-Bromofluorobenzene	11.249	95	189367	10.153	ug/L	0.00
Spiked Amount 10.000	Range 70 - 130		Recovery = 101.53%			
Target Compounds						Qvalue
2) Dichlorodifluoromethane	1.741	85	15563	2.139	ug/L	96
3) Chloromethane	1.953	50	20875	2.311	ug/L	96
4) Vinyl chloride	2.022	62	19735	2.175	ug/L	95
5) Bromomethane	2.348	94	10229	2.062	ug/L	94
6) Chloroethane	2.455	64	17010	2.512	ug/L	99
7) Trichlorofluoromethane	2.607	101	27538	2.092	ug/L	100
8) Ethyl ether	2.918	74	7696	2.002	ug/L #	75
10) 1,1-Dichloroethene	3.123	96	15344	2.084	ug/L	87
11) Carbon disulfide	3.154	76	42402	2.100	ug/L	99
12) Freon-113	3.161	101	15285	1.987	ug/L	79
13) Iodomethane	3.268	142	4520	2.490	ug/L	96
14) Acrolein	3.458	56	3054	2.089	ug/L	87
15) Methylene chloride	3.701	84	17881	2.185	ug/L	81
17) Acetone	3.739	43	8482M1	2.434	ug/L	
18) trans-1,2-Dichloroethene	3.845	96	16448	2.074	ug/L	91
19) Methyl acetate	3.853	43	12287M1	2.150	ug/L	
20) Methyl tert-butyl ether	3.936	73	41867M1	2.011	ug/L	
21) tert-Butyl alcohol	4.035	59	9005	10.851	ug/L	97
22) Diisopropyl ether	4.301	45	56951	1.965	ug/L	97
23) 1,1-Dichloroethane	4.445	63	33363	2.134	ug/L	100
24) Halothane	4.491	117	12828	2.047	ug/L	99

Data Path : I:\VOLATILES\Gonzo\2022\220425N\
Data File : VG220425N07.D
Acq On : 25 Apr 2022 9:14 pm
Operator : GONZO:MKS
Sample : I8260STD2.0PPB
Misc : WG1631147
ALS Vial : 7 Sample Multiplier: 1

Quant Time: Apr 27 09:26:49 2022
Quant Method : I:\VOLATILES\Gonzo\2022\220425N\G_220425N_8260.m
Quant Title : VOLATILES BY GC/MS
QLast Update : Tue Apr 26 12:00:50 2022
Response via : Initial Calibration

CCAL FILE(s) : 1 - I:\VOLATILES\Gonzo\2022\220425N\VG220425N09.D
Sub List : 8260-Curve - Megamix plus Diox

Compound	R.T.	QIon	Response	Conc	Units		Dev(Min)
25) Acrylonitrile	4.498	53	5846	2.021	ug/L		93
26) Ethyl tert-butyl ether	4.650	59	48237	1.861	ug/L		85
27) Vinyl acetate	4.673	43	38051	1.905	ug/L		96
28) cis-1,2-Dichloroethene	4.969	96	19554	2.126	ug/L		93
29) 2,2-Dichloropropane	5.068	77	26010	2.034	ug/L		90
30) Bromochloromethane	5.167	128	8692	2.154	ug/L	#	78
31) Cyclohexane	5.152	56	33373M1	2.092	ug/L		
32) Chloroform	5.235	83	31876	2.064	ug/L		94
33) Ethyl acetate	5.342	43	15474	1.787	ug/L	#	94
34) Carbon tetrachloride	5.365	117	22032	1.940	ug/L		97
35) Tetrahydrofuran	5.395	42	6659	2.434	ug/L	#	75
37) 1,1,1-Trichloroethane	5.433	97	25511	1.955	ug/L		94
39) 2-Butanone	5.532	43	7952	1.951	ug/L	#	74
40) 1,1-Dichloropropene	5.554	75	22076	1.962	ug/L		98
41) Benzene	5.805	78	67049	1.968	ug/L		92
42) tert-Amyl methyl ether	5.904	73	44046	1.933	ug/L		95
44) 1,2-Dichloroethane	6.018	62	24613	2.126	ug/L		98
47) Methyl cyclohexane	6.390	83	31094	1.961	ug/L	#	80
48) Trichloroethene	6.405	95	18059	1.943	ug/L		98
50) Dibromomethane	6.861	93	10740	2.122	ug/L		97
51) 1,2-Dichloropropane	6.960	63	20072	2.179	ug/L		100
53) 2-Chloroethyl vinyl ether	7.650	63	10272	1.923	ug/L	#	86
54) Bromodichloromethane	7.034	83	24596	2.043	ug/L		98
57) 1,4-Dioxane	7.242	88	38823	414.164	ug/L	#	87
58) cis-1,3-Dichloropropene	7.722	75	28305	2.070	ug/L	#	86
61) Toluene	7.987	92	44671	2.061	ug/L		97
62) 4-Methyl-2-pentanone	8.424	58	5402	1.836	ug/L	#	64
63) Tetrachloroethene	8.438	166	19068	1.993	ug/L		97
65) trans-1,3-Dichloropropene	8.481	75	24089	1.932	ug/L		93
67) Ethyl methacrylate	8.653	69	20434	1.966	ug/L		94
68) 1,1,2-Trichloroethane	8.667	83	11981	1.980	ug/L		95
69) Chlorodibromomethane	8.882	129	15391	1.837	ug/L		97
70) 1,3-Dichloropropane	8.990	76	24716	1.992	ug/L		96
71) 1,2-Dibromoethane	9.162	107	14753	2.002	ug/L		100
72) 2-Hexanone	9.441	43	15318	2.241	ug/L		89
73) Chlorobenzene	9.810	112	49597	2.046	ug/L		90
74) Ethylbenzene	9.843	91	87762	2.009	ug/L		99
75) 1,1,1,2-Tetrachloroethane	9.892	131	15795	1.854	ug/L		97
76) p/m Xylene	10.024	106	67840	4.012	ug/L		97
77) o Xylene	10.558	106	66033	3.954	ug/L		96

Quantitation Report (QT Reviewed)

Data Path : I:\VOLATILES\Gonzo\2022\220425N\
Data File : VG220425N07.D
Acq On : 25 Apr 2022 9:14 pm
Operator : GONZO:MKS
Sample : I8260STD2.0PPB
Misc : WG1631147
ALS Vial : 7 Sample Multiplier: 1

Quant Time: Apr 27 09:26:49 2022
Quant Method : I:\VOLATILES\Gonzo\2022\220425N\G_220425N_8260.m
Quant Title : VOLATILES BY GC/MS
QLast Update : Tue Apr 26 12:00:50 2022
Response via : Initial Calibration

CCAL FILE(s) : 1 - I:\VOLATILES\Gonzo\2022\220425N\VG220425N09.D
Sub List : 8260-Curve - Megamix plus Diox

	Compound	R.T.	QIon	Response	Conc	Units		Dev(Min)
78)	Styrene	10.624	104	105623	3.857	ug/L		97
80)	Bromoform	10.657	173	9359	1.701	ug/L		100
82)	Isopropylbenzene	10.929	105	86858	1.987	ug/L		98
84)	Bromobenzene	11.365	156	22244	2.098	ug/L		99
85)	n-Propylbenzene	11.398	91	106646	2.009	ug/L		98
86)	1,4-Dichlorobutane	11.422	55	28074	2.020	ug/L		99
87)	1,1,2,2-Tetrachloroethane	11.488	83	17498	1.936	ug/L		97
88)	4-Ethyltoluene	11.521	105	87175	1.986	ug/L		100
89)	2-Chlorotoluene	11.570	91	62057M1	2.014	ug/L		
90)	1,3,5-Trimethylbenzene	11.611	105	75359	1.979	ug/L		97
91)	1,2,3-Trichloropropane	11.628	75	16046M1	1.917	ug/L		
92)	trans-1,4-Dichloro-2-b...	11.677	53	5525	1.845	ug/L	#	83
93)	4-Chlorotoluene	11.751	91	62687	1.984	ug/L		99
94)	tert-Butylbenzene	11.949	119	65165	1.994	ug/L		98
97)	1,2,4-Trimethylbenzene	12.031	105	73116	2.007	ug/L		98
98)	sec-Butylbenzene	12.138	105	98063	1.955	ug/L		99
99)	p-Isopropyltoluene	12.286	119	83074	1.952	ug/L		97
100)	1,3-Dichlorobenzene	12.368	146	41615	2.029	ug/L		98
101)	1,4-Dichlorobenzene	12.459	146	41295	1.993	ug/L		92
102)	p-Diethylbenzene	12.656	119	48431	1.983	ug/L		97
103)	n-Butylbenzene	12.714	91	70232	1.919	ug/L		96
104)	1,2-Dichlorobenzene	12.878	146	38146	1.990	ug/L		98
105)	1,2,4,5-Tetramethylben...	13.446	119	53568	1.822	ug/L		94
106)	1,2-Dibromo-3-chloropr...	13.652	155	2956	1.787	ug/L		94
107)	1,3,5-Trichlorobenzene	13.676	180	26820	1.955	ug/L		96
108)	Hexachlorobutadiene	14.244	225	13226	2.025	ug/L		96
109)	1,2,4-Trichlorobenzene	14.277	180	21160	1.911	ug/L		98
110)	Naphthalene	14.573	128	37869	1.760	ug/L		100
111)	1,2,3-Trichlorobenzene	14.737	180	18444	2.049	ug/L		96

(#) = qualifier out of range (m) = manual integration (+) = signals summed

Quantitation Report (QT Reviewed)

Data Path : I:\VOLATILES\Gonzo\2022\220425N\
Data File : VG220425N07.D
Acq On : 25 Apr 2022 9:14 pm
Operator : GONZO:MKS
Sample : I8260STD2.0PPB
Misc : WG1631147
ALS Vial : 7 Sample Multiplier: 1

Quant Time: Apr 27 09:26:49 2022
Quant Method : I:\VOLATILES\Gonzo\2022\220425N\G_220425N_8260.m
Quant Title : VOLATILES BY GC/MS
QLast Update : Tue Apr 26 12:00:50 2022
Response via : Initial Calibration

Sub List : 8260-Curve - Megamix plus Diox0425N\VG220425N09.D•

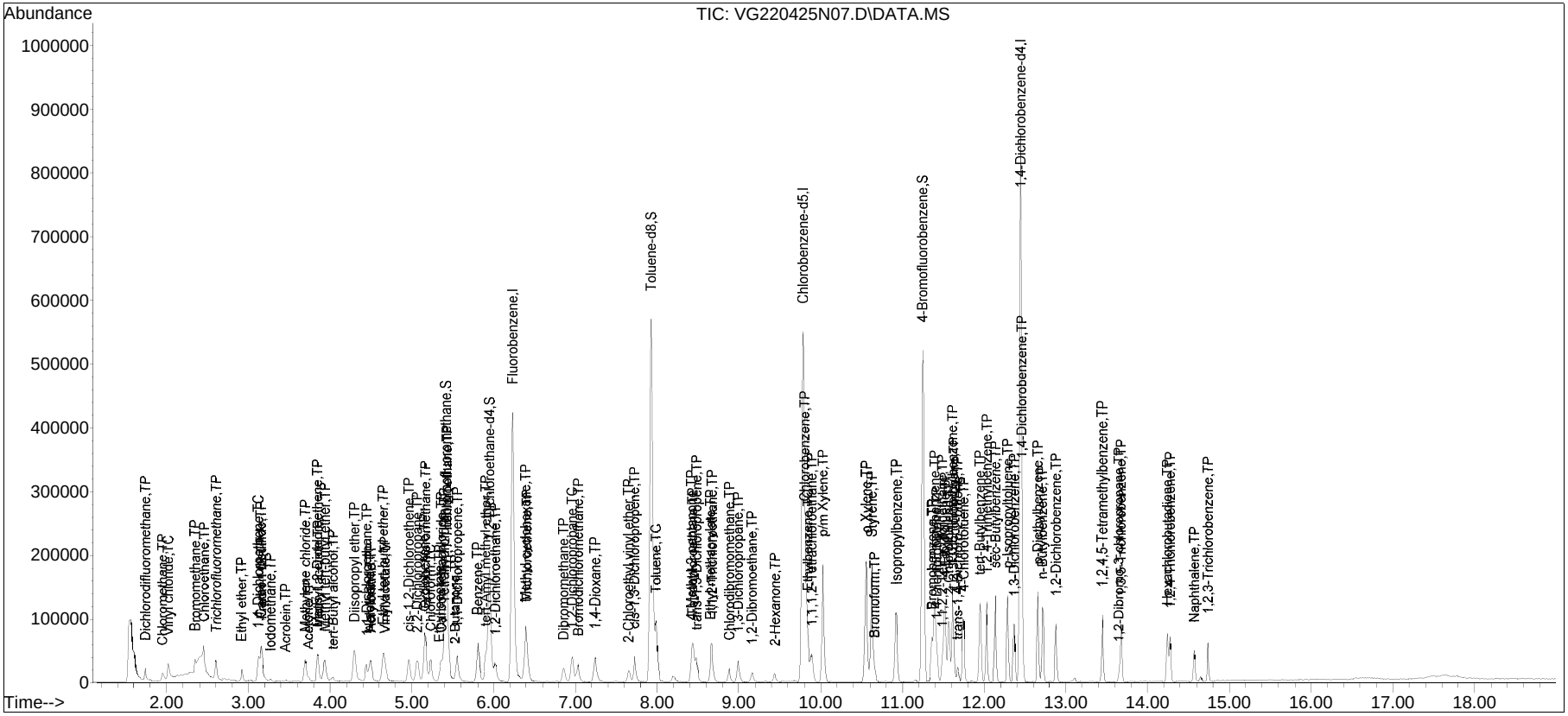

Manual Integration Report

Data Path : I:\VOLATILES\Gonzo\2022\22QMethod : G_220425N_8260.m
Data File : VG220425N07.D Operator : GONZO:MKS
Date Inj'd : 4/25/2022 9:14 pm Instrument : Gonzo
Sample : I8260STD2.0PPB Quant Date : 4/27/2022 9:26 am

Compound #17: Acetone

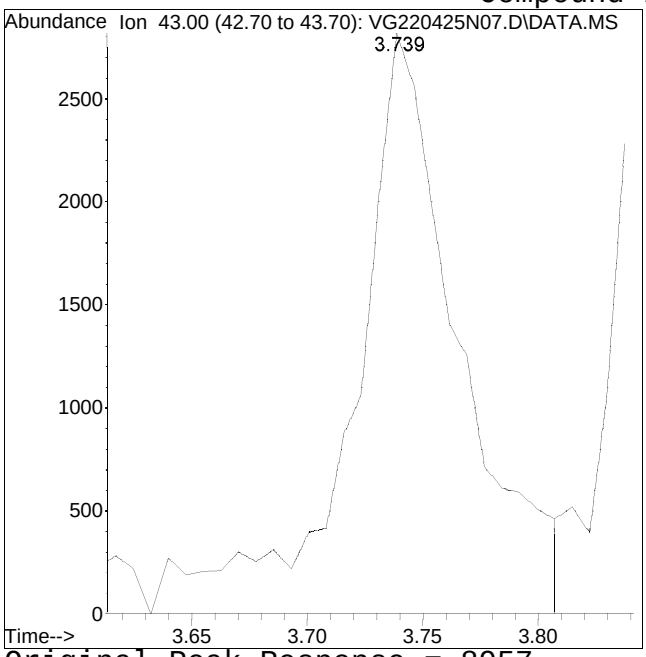

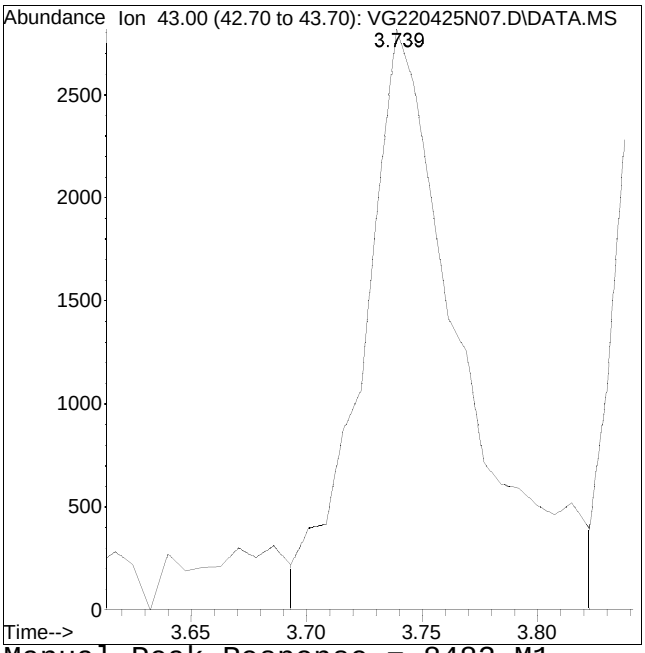

Original Peak Response = 8957 Manual Peak Response = 8482 M1
M1 = Split or tailing peak, auto integration stopped early resulting in false low area count.

Manual Integration Report

Data Path : I:\VOLATILES\Gonzo\2022\22QMethod : G_220425N_8260.m
Data File : VG220425N07.D Operator : GONZO:MKS
Date Inj'd : 4/25/2022 9:14 pm Instrument : Gonzo
Sample : I8260STD2.0PPB Quant Date : 4/27/2022 9:26 am

Compound #19: Methyl acetate

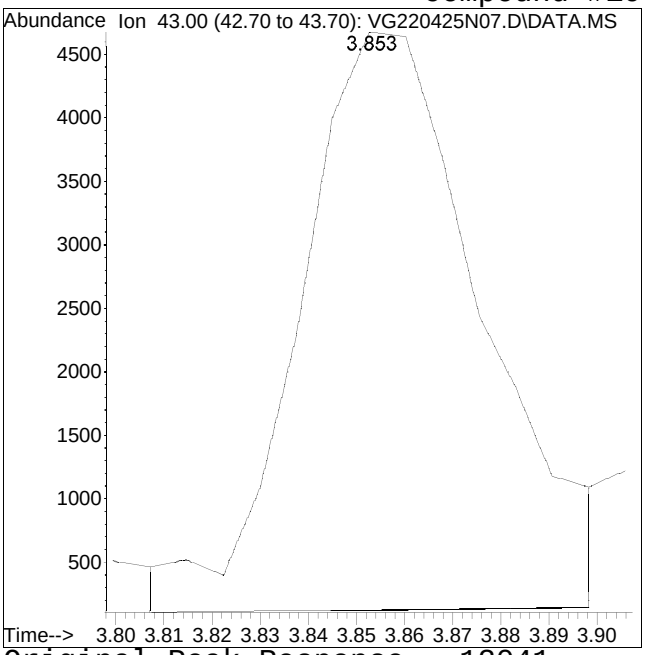

Original Peak Response = 12041

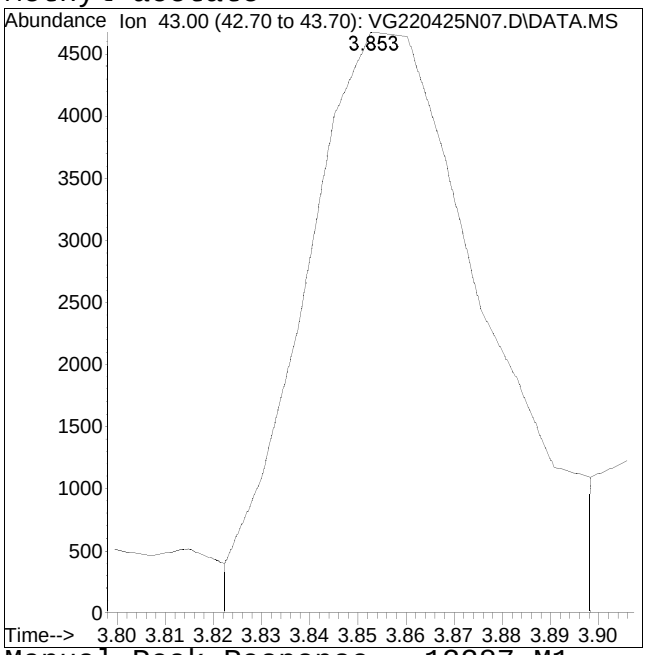

Manual Peak Response = 12287 M1

M1 = Split or tailing peak, auto integration stopped early resulting in false low area count.

Manual Integration Report

Data Path : I:\VOLATILES\Gonzo\2022\22QMethod : G_220425N_8260.m
Data File : VG220425N07.D Operator : GONZO:MKS
Date Inj'd : 4/25/2022 9:14 pm Instrument : Gonzo
Sample : I8260STD2.0PPB Quant Date : 4/27/2022 9:26 am

Compound #20: Methyl tert-butyl ether

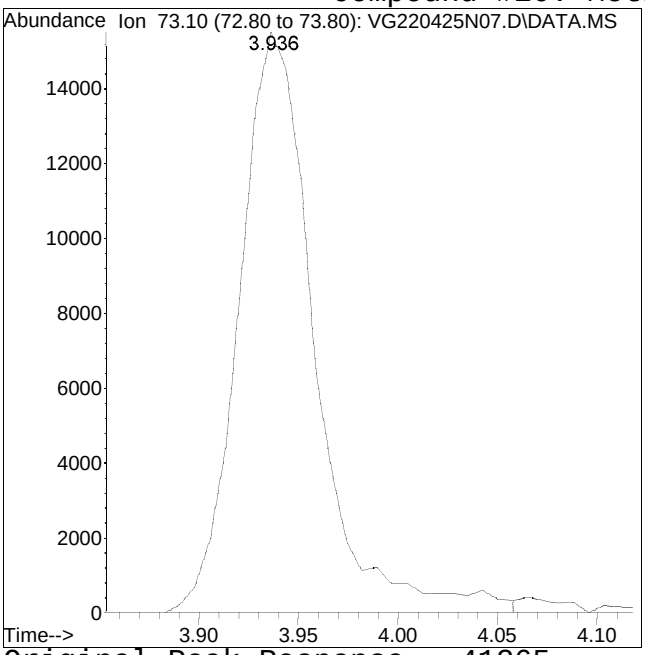

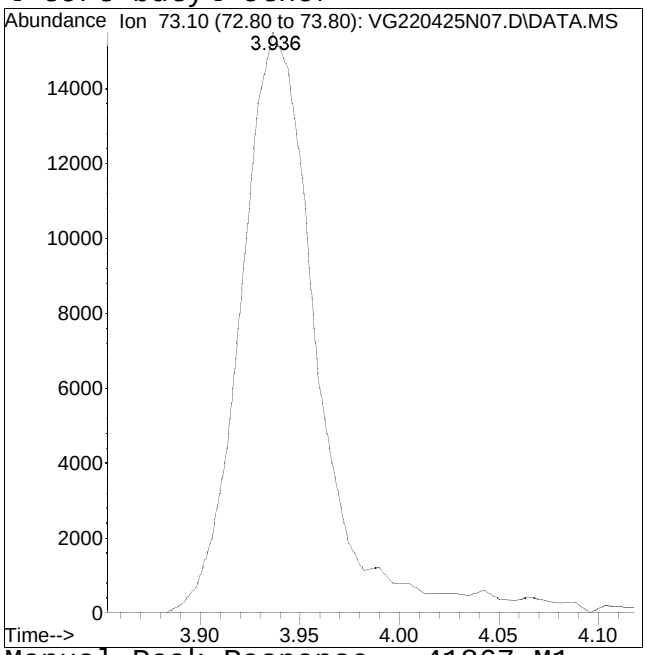

Original Peak Response = 41265 Manual Peak Response = 41867 M1
M1 = Split or tailing peak, auto integration stopped early resulting in false low area count.

Manual Integration Report

Data Path : I:\VOLATILES\Gonzo\2022\22QMethod : G_220425N_8260.m
Data File : VG220425N07.D Operator : GONZO:MKS
Date Inj'd : 4/25/2022 9:14 pm Instrument : Gonzo
Sample : I8260STD2.0PPB Quant Date : 4/27/2022 9:26 am

Compound #31: Cyclohexane

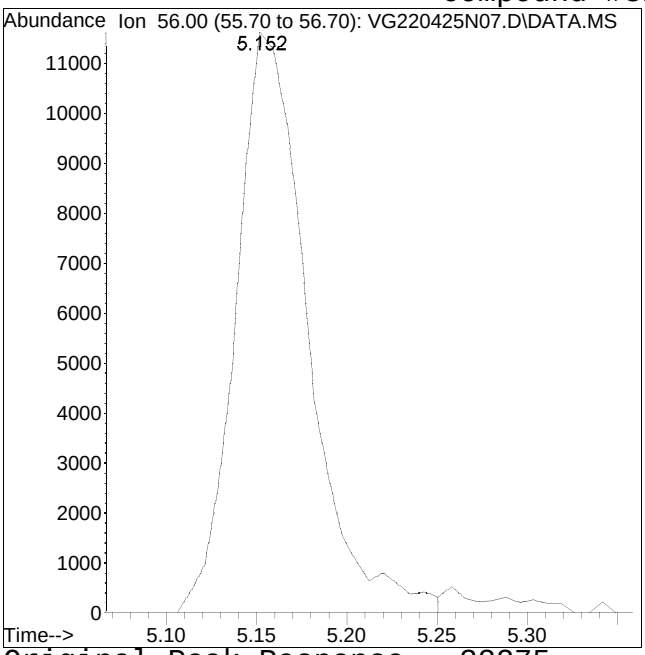

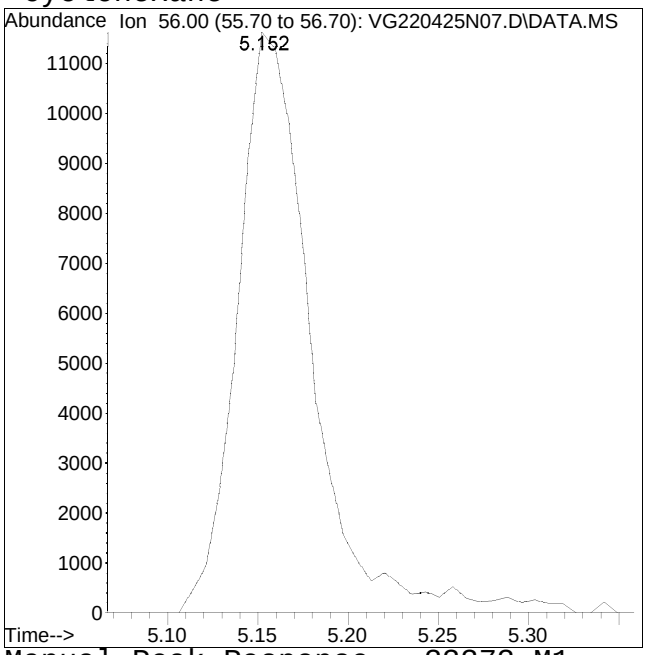

Original Peak Response = 32275 Manual Peak Response = 33373 M1
M1 = Split or tailing peak, auto integration stopped early resulting in false low area count.

Manual Integration Report

Data Path : I:\VOLATILES\Gonzo\2022\22QMethod : G_220425N_8260.m
Data File : VG220425N07.D Operator : GONZO:MKS
Date Inj'd : 4/25/2022 9:14 pm Instrument : Gonzo
Sample : I8260STD2.0PPB Quant Date : 4/27/2022 9:26 am

Compound #89: 2-Chlorotoluene

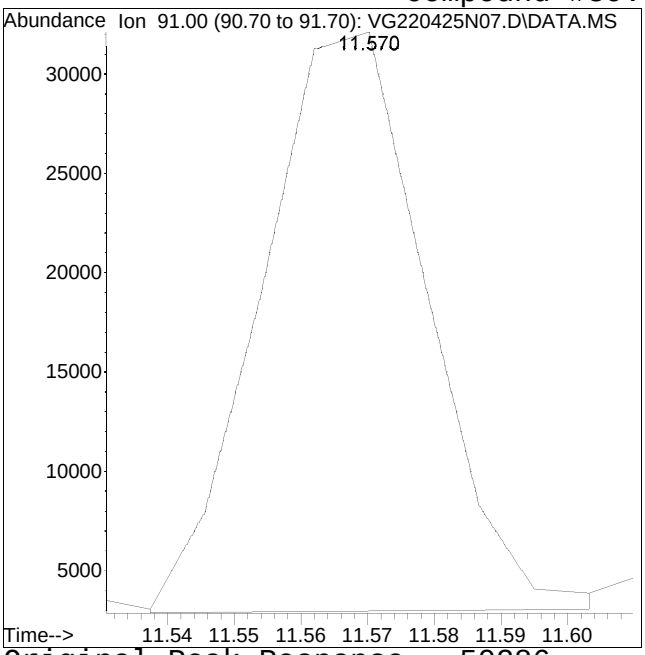

Original Peak Response = 50286

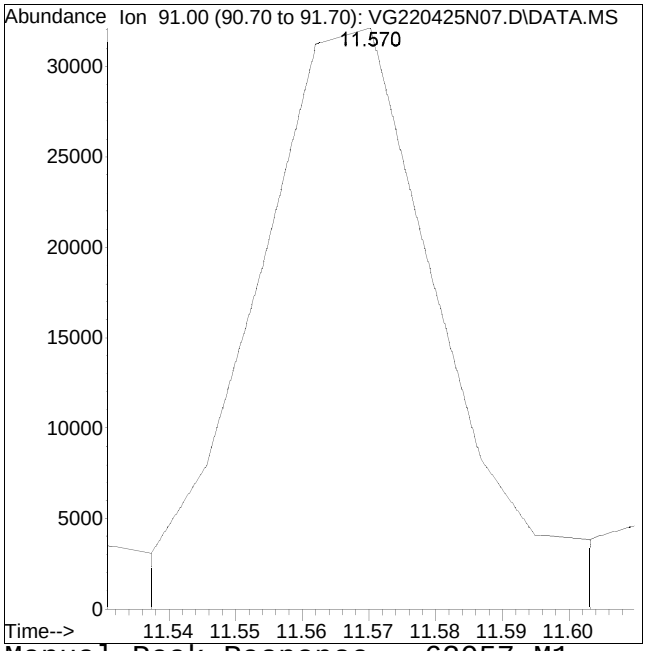

Manual Peak Response = 62057 M1

M1 = Split or tailing peak, auto integration stopped early resulting in false low area count.

Manual Integration Report

Data Path : I:\VOLATILES\Gonzo\2022\22QMethod : G_220425N_8260.m
Data File : VG220425N07.D Operator : GONZO:MKS
Date Inj'd : 4/25/2022 9:14 pm Instrument : Gonzo
Sample : I8260STD2.0PPB Quant Date : 4/27/2022 9:26 am

Compound #91: 1,2,3-Trichloropropane

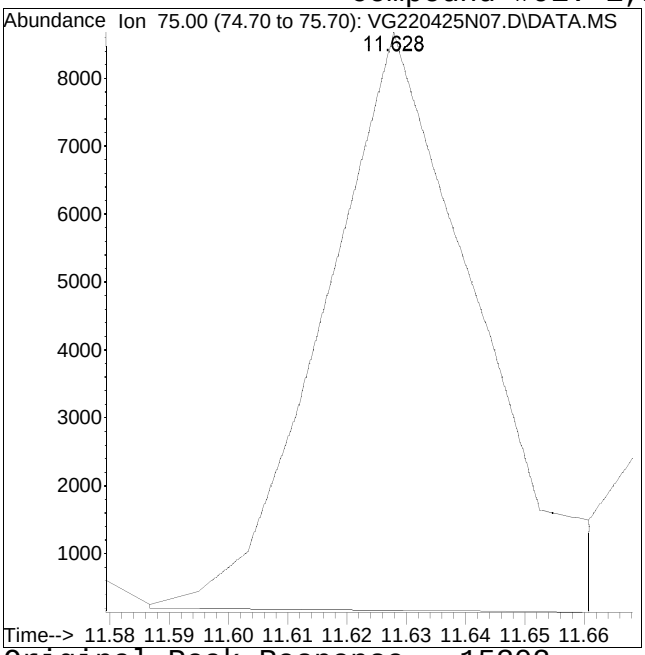

Original Peak Response = 15302

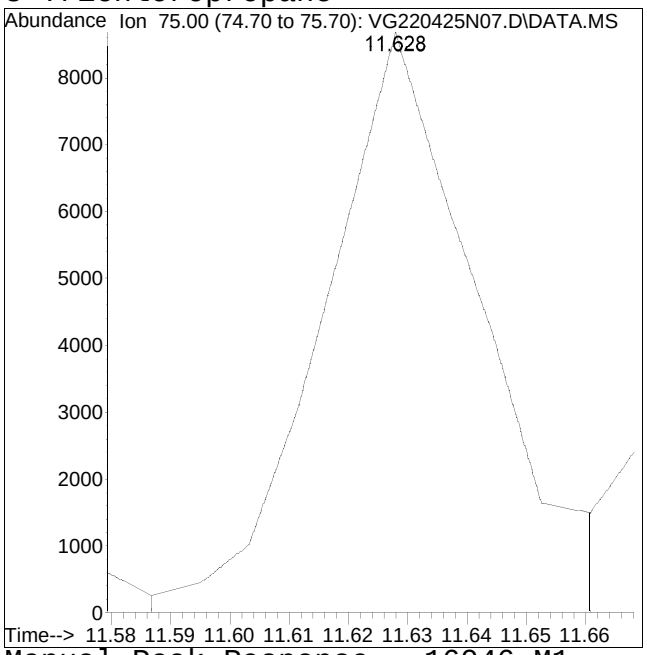

Manual Peak Response = 16046 M1

M1 = Split or tailing peak, auto integration stopped early resulting in false low area count.

Quantitation Report (QT Reviewed)

Data Path : I:\VOLATILES\Gonzo\2022\220425N\
Data File : VG220425N09.D
Acq On : 25 Apr 2022 10:07 pm
Operator : GONZO:MKS
Sample : I8260STD10PPB
Misc : WG1631147
ALS Vial : 9 Sample Multiplier: 1

Quant Time: Apr 26 11:39:40 2022
Quant Method : I:\VOLATILES\Gonzo\2022\220425N\G_220425N_8260.m
Quant Title : VOLATILES BY GC/MS
QLast Update : Tue Mar 29 10:58:57 2022
Response via : Initial Calibration

CCAL FILE(s) : 1 - I:\VOLATILES\Gonzo\2022\220425N\VG220425N09.D
Sub List : 8260-Curve - Megamix plus Diox

Compound	R.T.	QIon	Response	Conc	Units	Dev(Min)
Internal Standards						
1) Fluorobenzene	6.231	96	522578	10.000	ug/L	0.00
Standard Area 1 = 522578			Recovery = 100.00%			
59) Chlorobenzene-d5	9.785	117	411669	10.000	ug/L	0.00
Standard Area 1 = 411669			Recovery = 100.00%			
79) 1,4-Dichlorobenzene-d4	12.442	152	239506	10.000	ug/L	0.00
Standard Area 1 = 239506			Recovery = 100.00%			
System Monitoring Compounds						
36) Dibromofluoromethane	5.410	113	135865	9.858	ug/L	0.00
Spiked Amount 10.000	Range 70 - 130		Recovery = 98.58%			
43) 1,2-Dichloroethane-d4	5.949	65	169482	10.843	ug/L	0.00
Spiked Amount 10.000	Range 70 - 130		Recovery = 108.43%			
60) Toluene-d8	7.930	98	518233	9.976	ug/L	0.00
Spiked Amount 10.000	Range 70 - 130		Recovery = 99.76%			
83) 4-Bromofluorobenzene	11.249	95	199780	10.621	ug/L	0.00
Spiked Amount 10.000	Range 70 - 130		Recovery = 106.21%			
Target Compounds						Qvalue
2) Dichlorodifluoromethane	1.741	85	83086	11.102	ug/L	98
3) Chloromethane	1.953	50	100109	14.456	ug/L	99
4) Vinyl chloride	2.022	62	101428	12.613	ug/L	98
5) Bromomethane	2.348	94	43027	7.015	ug/L	99
6) Chloroethane	2.455	64	76153	11.710	ug/L	98
7) Trichlorofluoromethane	2.607	101	146412M1	11.364	ug/L	
8) Ethyl ether	2.918	74	41441M1	10.082	ug/L	
10) 1,1-Dichloroethene	3.123	96	81116	11.320	ug/L	90
11) Carbon disulfide	3.154	76	212771	11.790	ug/L	100
12) Freon-113	3.161	101	84540	11.257	ug/L	90
13) Iodomethane	3.268	142	47071M1	4.398	ug/L	
14) Acrolein	3.458	56	15275M1	15.836	ug/L	
15) Methylene chloride	3.693	84	87551	10.353	ug/L	82
17) Acetone	3.739	43	26944	11.313	ug/L	91
18) trans-1,2-Dichloroethene	3.845	96	87383	10.952	ug/L	92
19) Methyl acetate	3.853	43	59400	11.733	ug/L	94
20) Methyl tert-butyl ether	3.936	73	217257	9.578	ug/L	92
21) tert-Butyl alcohol	4.027	59	43471M1	54.674	ug/L	
22) Diisopropyl ether	4.293	45	302579	12.707	ug/L	96
23) 1,1-Dichloroethane	4.445	63	170329	11.771	ug/L	99
24) Halothane	4.491	117	68111	10.273	ug/L	99

Data Path : I:\VOLATILES\Gonzo\2022\220425N\
Data File : VG220425N09.D
Acq On : 25 Apr 2022 10:07 pm
Operator : GONZO:MKS
Sample : I8260STD10PPB
Misc : WG1631147
ALS Vial : 9 Sample Multiplier: 1

Quant Time: Apr 26 11:39:40 2022
Quant Method : I:\VOLATILES\Gonzo\2022\220425N\G_220425N_8260.m
Quant Title : VOLATILES BY GC/MS
QLast Update : Tue Mar 29 10:58:57 2022
Response via : Initial Calibration

CCAL FILE(s) : 1 - I:\VOLATILES\Gonzo\2022\220425N\VG220425N09.D
Sub List : 8260-Curve - Megamix plus Diox

Compound	R.T.	QIon	Response	Conc	Units		Dev(Min)
25) Acrylonitrile	4.498	53	31178	12.434	ug/L		94
26) Ethyl tert-butyl ether	4.650	59	273600	11.510	ug/L		93
27) Vinyl acetate	4.673	43	178083	10.501	ug/L		97
28) cis-1,2-Dichloroethene	4.969	96	97801	10.611	ug/L		94
29) 2,2-Dichloropropane	5.068	77	136599	9.924	ug/L		99
30) Bromochloromethane	5.167	128	45326	10.350	ug/L	#	85
31) Cyclohexane	5.159	56	171100	12.916	ug/L		86
32) Chloroform	5.235	83	165205M1	10.365	ug/L		
33) Ethyl acetate	5.334	43	87003	12.258	ug/L	#	95
34) Carbon tetrachloride	5.364	117	119837	9.787	ug/L		96
35) Tetrahydrofuran	5.387	42	30555M1	13.136	ug/L		
37) 1,1,1-Trichloroethane	5.433	97	140559	10.412	ug/L		95
39) 2-Butanone	5.532	43	42513	12.370	ug/L	#	76
40) 1,1-Dichloropropene	5.554	75	120733	10.737	ug/L		98
41) Benzene	5.805	78	362438	10.927	ug/L		96
42) tert-Amyl methyl ether	5.904	73	236662	10.511	ug/L		99
44) 1,2-Dichloroethane	6.018	62	122398	10.688	ug/L		97
47) Methyl cyclohexane	6.390	83	171102	10.953	ug/L	#	82
48) Trichloroethene	6.405	95	98444	10.719	ug/L		98
50) Dibromomethane	6.854	93	54231	10.171	ug/L		96
51) 1,2-Dichloropropane	6.960	63	97947	11.983	ug/L		99
53) 2-Chloroethyl vinyl ether	7.650	63	56030	11.664	ug/L		92
54) Bromodichloromethane	7.034	83	125424	10.035	ug/L		100
57) 1,4-Dioxane	7.242	88	52752	614.227	ug/L	#	86
58) cis-1,3-Dichloropropene	7.722	75	146118	10.721	ug/L		91
61) Toluene	7.987	92	227889	10.426	ug/L		96
62) 4-Methyl-2-pentanone	8.424	58	30338	11.465	ug/L		86
63) Tetrachloroethene	8.438	166	101416	9.870	ug/L		97
65) trans-1,3-Dichloropropene	8.474	75	127474	10.468	ug/L		96
67) Ethyl methacrylate	8.653	69	107539	10.543	ug/L		94
68) 1,1,2-Trichloroethane	8.667	83	61481	10.211	ug/L		98
69) Chlorodibromomethane	8.882	129	84004	8.832	ug/L		99
70) 1,3-Dichloropropane	8.990	76	130481	10.575	ug/L		99
71) 1,2-Dibromoethane	9.162	107	76695	9.963	ug/L		99
72) 2-Hexanone	9.434	43	70335	13.424	ug/L		95
73) Chlorobenzene	9.810	112	251409	9.937	ug/L		96
74) Ethylbenzene	9.835	91	456419	10.454	ug/L		99
75) 1,1,1,2-Tetrachloroethane	9.892	131	85777	9.340	ug/L		99
76) p/m Xylene	10.024	106	351421	20.307	ug/L		95
77) o Xylene	10.558	106	340266	20.771	ug/L		96

Quantitation Report (QT Reviewed)

Data Path : I:\VOLATILES\Gonzo\2022\220425N\
Data File : VG220425N09.D
Acq On : 25 Apr 2022 10:07 pm
Operator : GONZO:MKS
Sample : I8260STD10PPB
Misc : WG1631147
ALS Vial : 9 Sample Multiplier: 1

Quant Time: Apr 26 11:39:40 2022
Quant Method : I:\VOLATILES\Gonzo\2022\220425N\G_220425N_8260.m
Quant Title : VOLATILES BY GC/MS
QLast Update : Tue Mar 29 10:58:57 2022
Response via : Initial Calibration

CCAL FILE(s) : 1 - I:\VOLATILES\Gonzo\2022\220425N\VG220425N09.D
Sub List : 8260-Curve - Megamix plus Diox

	Compound	R.T.	QIon	Response	Conc	Units		Dev(Min)
78)	Styrene	10.624	104	559337	20.531	ug/L		97
80)	Bromoform	10.657	173	54335	8.737	ug/L		97
82)	Isopropylbenzene	10.920	105	460911	10.862	ug/L		100
84)	Bromobenzene	11.365	156	113026	10.561	ug/L		98
85)	n-Propylbenzene	11.398	91	561625	11.106	ug/L		98
86)	1,4-Dichlorobutane	11.422	55	143049	12.008	ug/L		100
87)	1,1,2,2-Tetrachloroethane	11.488	83	92474	10.302	ug/L		98
88)	4-Ethyltoluene	11.521	105	459988	11.110	ug/L		98
89)	2-Chlorotoluene	11.562	91	316754M1	10.805	ug/L		
90)	1,3,5-Trimethylbenzene	11.611	105	399190	10.948	ug/L		99
91)	1,2,3-Trichloropropane	11.628	75	82869	10.761	ug/L		99
92)	trans-1,4-Dichloro-2-b...	11.677	53	29880	13.391	ug/L	#	90
93)	4-Chlorotoluene	11.743	91	328518	10.936	ug/L		98
94)	tert-Butylbenzene	11.949	119	343957	11.053	ug/L		98
97)	1,2,4-Trimethylbenzene	12.031	105	380148	10.734	ug/L		98
98)	sec-Butylbenzene	12.138	105	532158	11.087	ug/L		98
99)	p-Isopropyltoluene	12.286	119	443812	10.931	ug/L		98
100)	1,3-Dichlorobenzene	12.368	146	214021	10.260	ug/L		98
101)	1,4-Dichlorobenzene	12.459	146	218346	10.456	ug/L		98
102)	p-Diethylbenzene	12.656	119	255100	10.985	ug/L		97
103)	n-Butylbenzene	12.714	91	379468	10.702	ug/L		98
104)	1,2-Dichlorobenzene	12.878	146	202532	10.471	ug/L		99
105)	1,2,4,5-Tetramethylben...	13.446	119	280120	9.482	ug/L		96
106)	1,2-Dibromo-3-chloropr...	13.652	155	17896	10.544	ug/L		97
107)	1,3,5-Trichlorobenzene	13.676	180	144171	9.856	ug/L		97
108)	Hexachlorobutadiene	14.244	225	70866	10.051	ug/L		98
109)	1,2,4-Trichlorobenzene	14.277	180	113051	9.640	ug/L		100
110)	Naphthalene	14.573	128	211099	9.117	ug/L		100
111)	1,2,3-Trichlorobenzene	14.737	180	92846	9.351	ug/L		98

(#) = qualifier out of range (m) = manual integration (+) = signals summed

Quantitation Report (QT Reviewed)

Data Path : I:\VOLATILES\Gonzo\2022\220425N\
Data File : VG220425N09.D
Acq On : 25 Apr 2022 10:07 pm
Operator : GONZO:MKS
Sample : I8260STD10PPB
Misc : WG1631147
ALS Vial : 9 Sample Multiplier: 1

Quant Time: Apr 26 11:39:40 2022
Quant Method : I:\VOLATILES\Gonzo\2022\220425N\G_220425N_8260.m
Quant Title : VOLATILES BY GC/MS
QLast Update : Tue Mar 29 10:58:57 2022
Response via : Initial Calibration

Sub List : 8260-Curve - Megamix plus Diox0425N\VG220425N09.D•

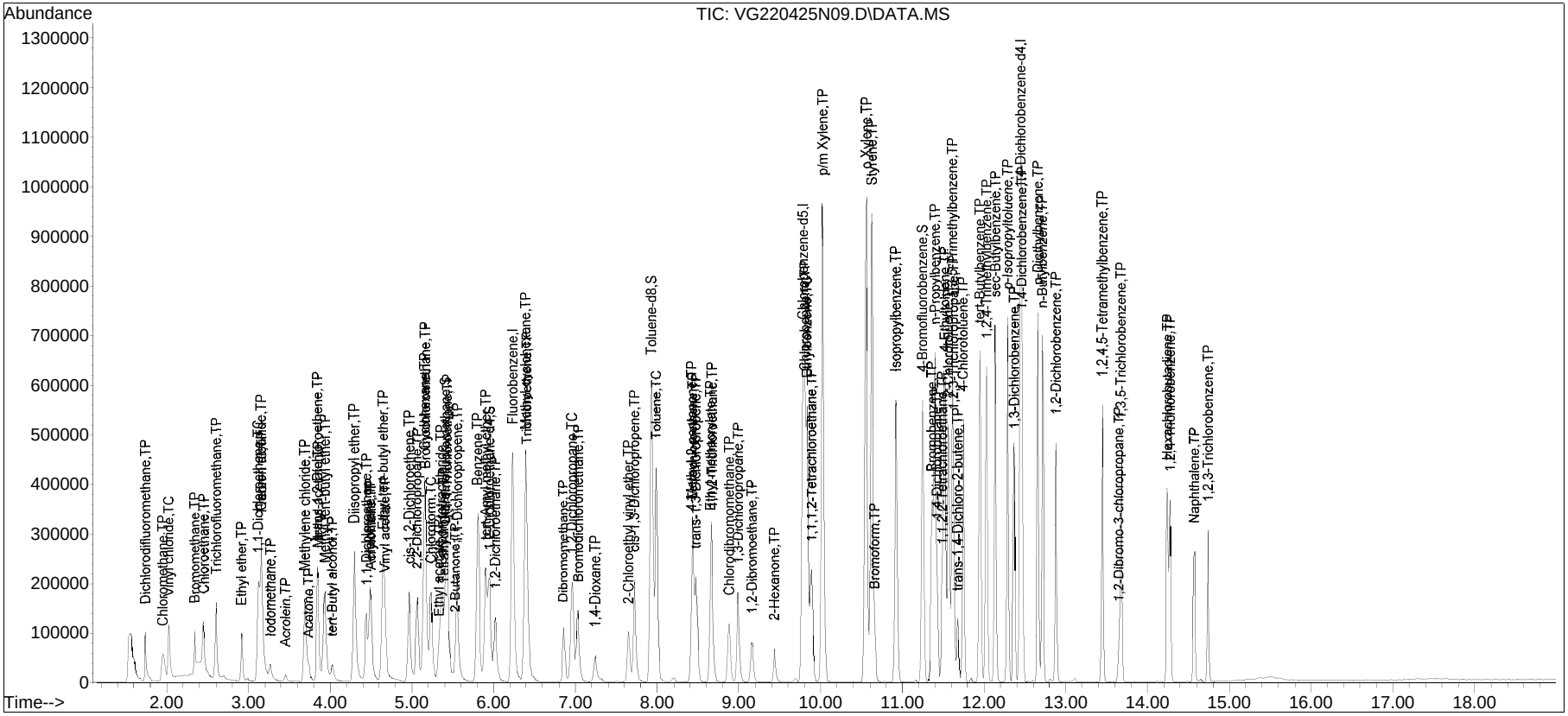

Manual Integration Report

Data Path : I:\VOLATILES\Gonzo\2022\22QMethod : G_220425N_8260.m
Data File : VG220425N09.D Operator : GONZO:MKS
Date Inj'd : 4/25/2022 10:07 pm Instrument : Gonzo
Sample : I8260STD10PPB Quant Date : 4/26/2022 11:37 am

Compound #7: Trichlorofluoromethane

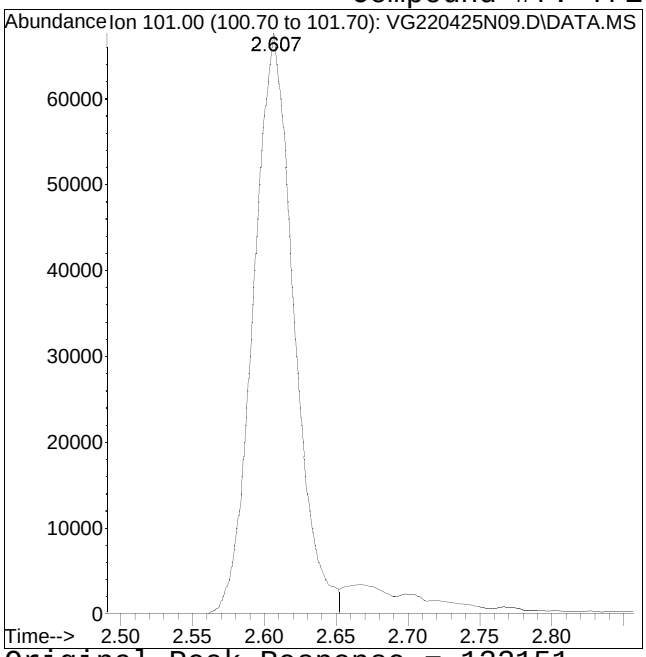

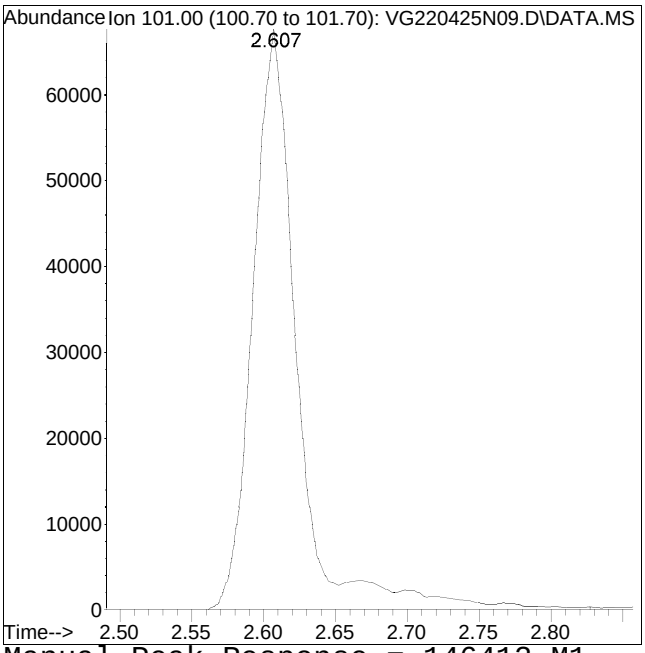

Original Peak Response = 132151 Manual Peak Response = 146412 M1
M1 = Split or tailing peak, auto integration stopped early resulting in false low area count.

Manual Integration Report

Data Path : I:\VOLATILES\Gonzo\2022\22QMethod : G_220425N_8260.m
Data File : VG220425N09.D Operator : GONZO:MKS
Date Inj'd : 4/25/2022 10:07 pm Instrument : Gonzo
Sample : I8260STD10PPB Quant Date : 4/26/2022 11:37 am

Compound #8: Ethyl ether

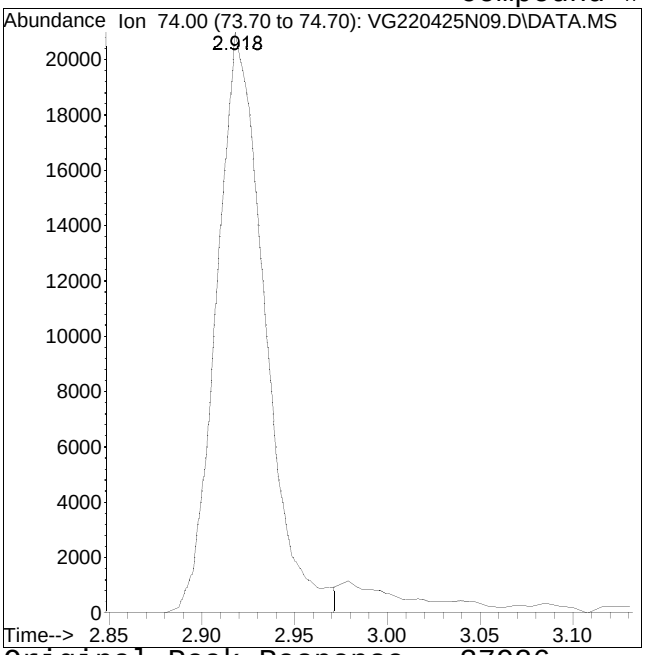

Original Peak Response = 37926

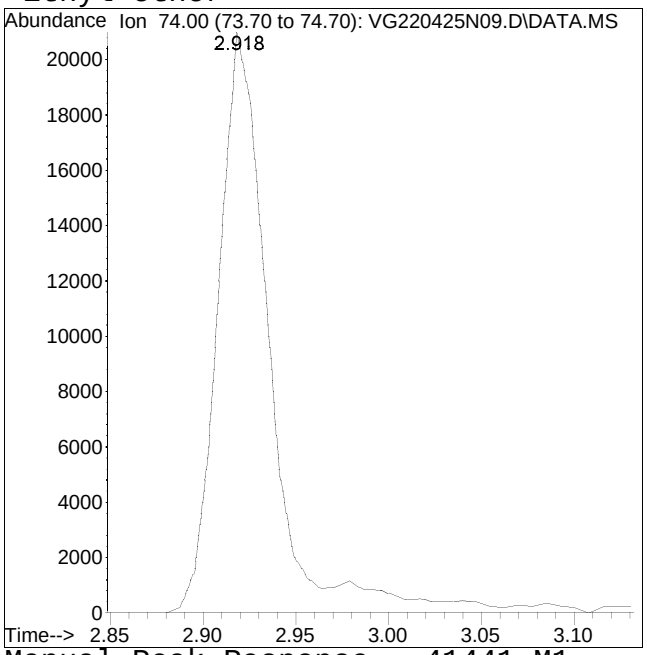

Manual Peak Response = 41441 M1

M1 = Split or tailing peak, auto integration stopped early resulting in false low area count.

Manual Integration Report

Data Path : I:\VOLATILES\Gonzo\2022\22QMethod : G_220425N_8260.m
Data File : VG220425N09.D Operator : GONZO:MKS
Date Inj'd : 4/25/2022 10:07 pm Instrument : Gonzo
Sample : I8260STD10PPB Quant Date : 4/26/2022 11:37 am

Compound #13: Iodomethane

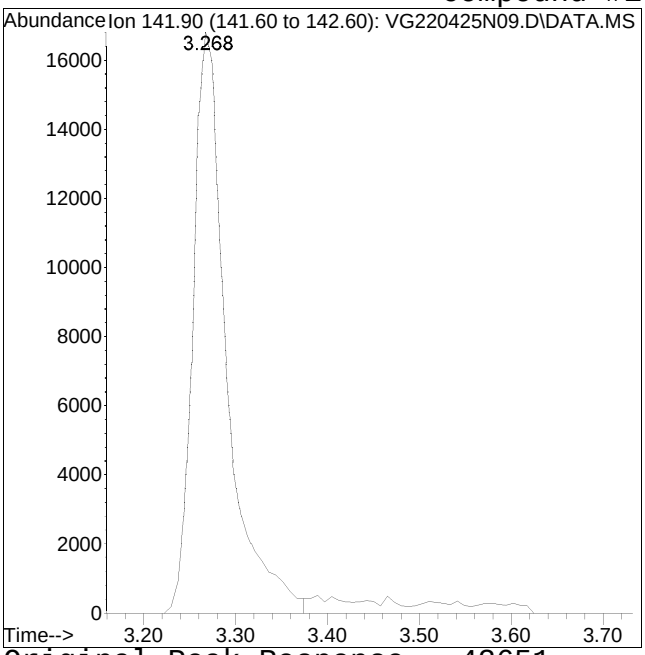

Original Peak Response = 42651

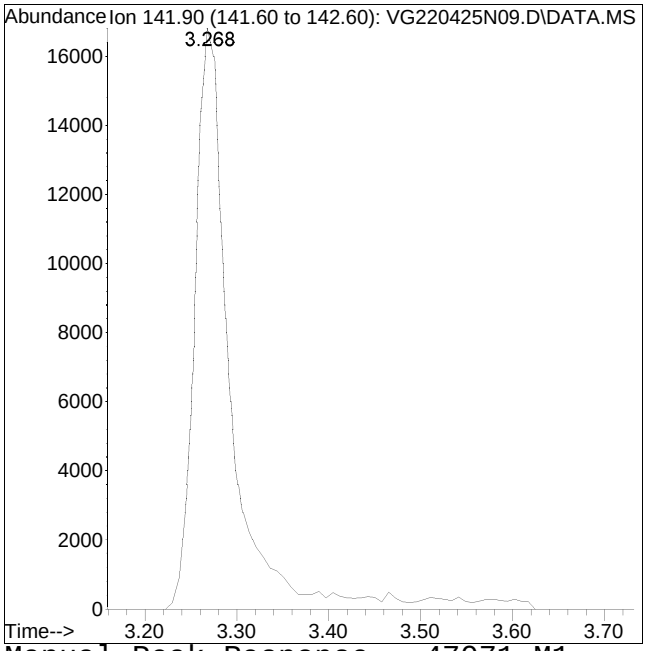

Manual Peak Response = 47071 M1

M1 = Split or tailing peak, auto integration stopped early resulting in false low area count.

Manual Integration Report

Data Path : I:\VOLATILES\Gonzo\2022\22QMethod : G_220425N_8260.m
Data File : VG220425N09.D Operator : GONZO:MKS
Date Inj'd : 4/25/2022 10:07 pm Instrument : Gonzo
Sample : I8260STD10PPB Quant Date : 4/26/2022 11:37 am

Compound #14: Acrolein

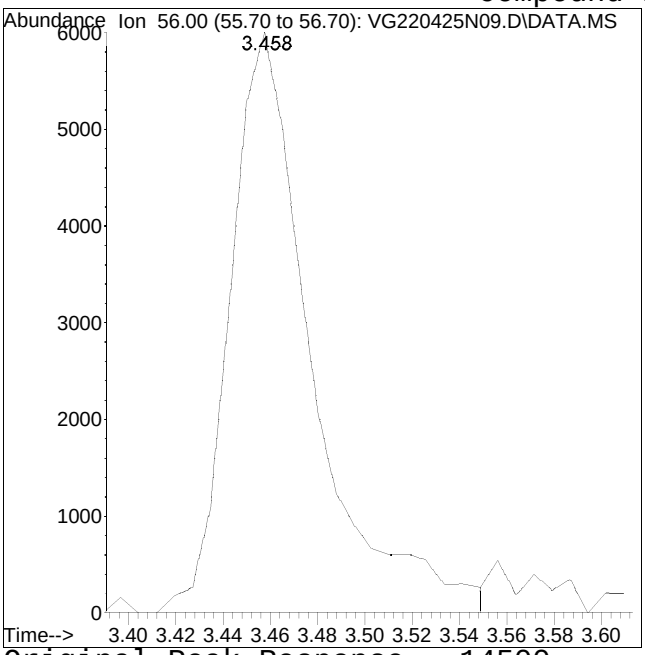

Original Peak Response = 14500

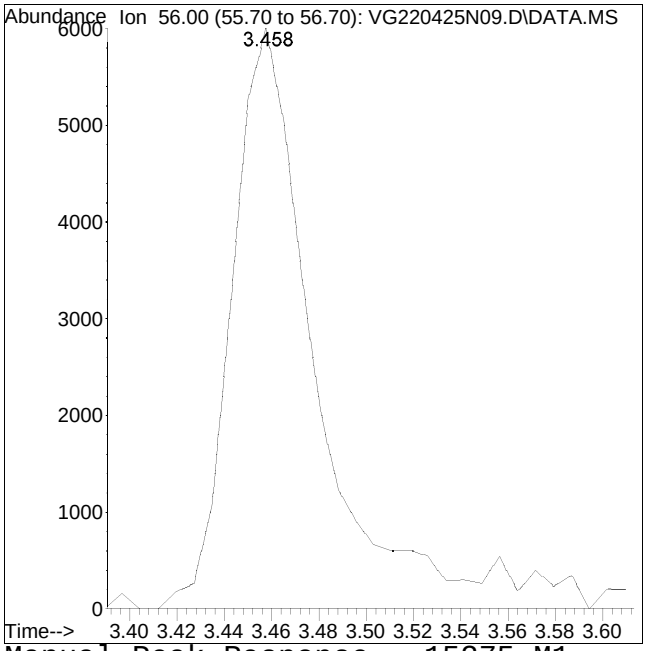

Manual Peak Response = 15275 M1

M1 = Split or tailing peak, auto integration stopped early resulting in false low area count.

Manual Integration Report

Data Path : I:\VOLATILES\Gonzo\2022\22QMethod : G_220425N_8260.m
Data File : VG220425N09.D Operator : GONZO:MKS
Date Inj'd : 4/25/2022 10:07 pm Instrument : Gonzo
Sample : I8260STD10PPB Quant Date : 4/26/2022 11:37 am

Compound #21: tert-Butyl alcohol

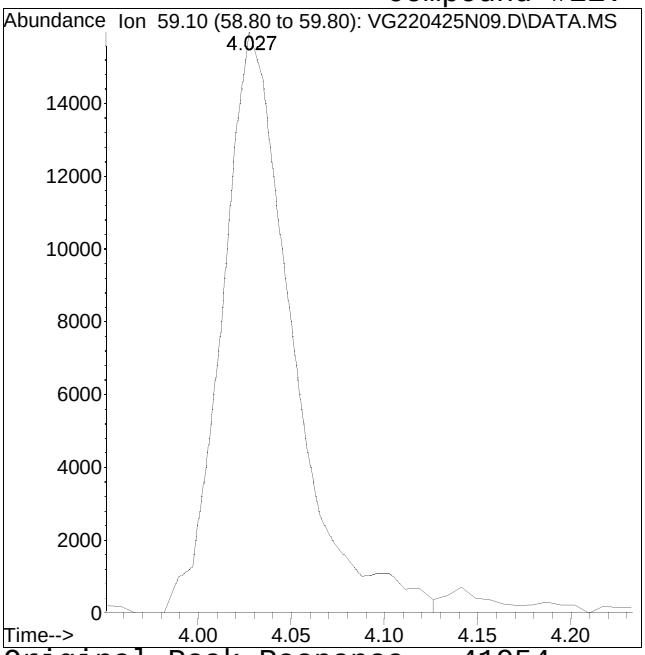

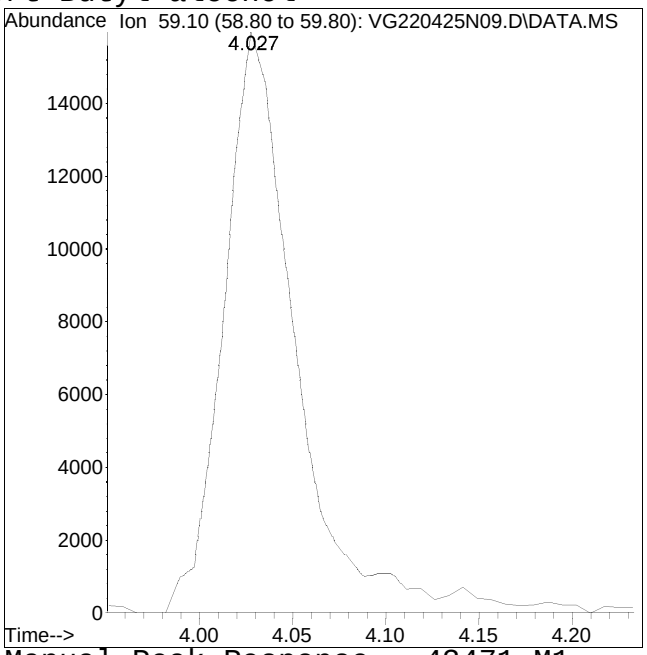

Original Peak Response = 41954 Manual Peak Response = 43471 M1
M1 = Split or tailing peak, auto integration stopped early resulting in false low area count.

Manual Integration Report

Data Path : I:\VOLATILES\Gonzo\2022\22QMethod : G_220425N_8260.m
Data File : VG220425N09.D Operator : GONZO:MKS
Date Inj'd : 4/25/2022 10:07 pm Instrument : Gonzo
Sample : I8260STD10PPB Quant Date : 4/26/2022 11:37 am

Compound #32: Chloroform

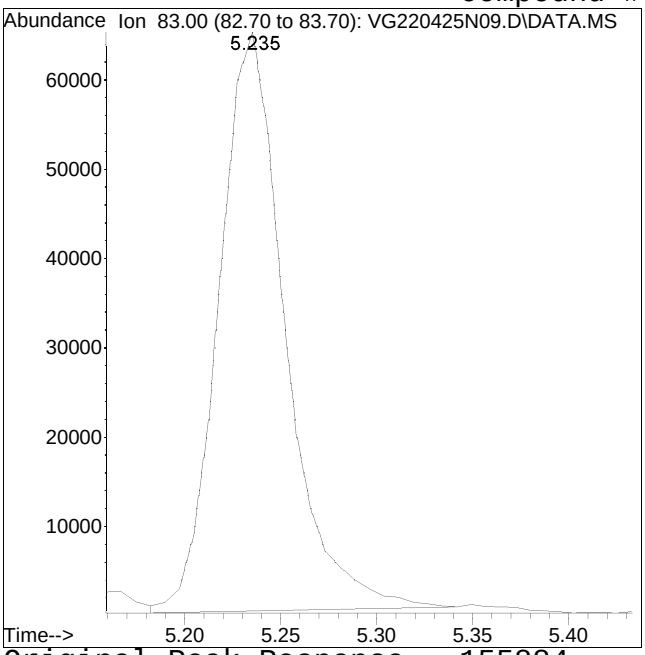

Original Peak Response = 155884

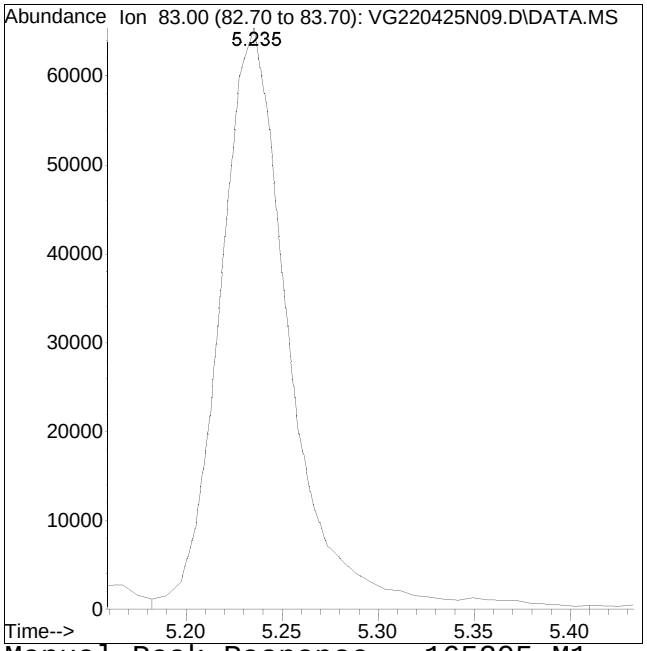

Manual Peak Response = 165205 M1

M1 = Split or tailing peak, auto integration stopped early resulting in false low area count.

Manual Integration Report

Data Path : I:\VOLATILES\Gonzo\2022\22QMethod : G_220425N_8260.m
Data File : VG220425N09.D Operator : GONZO:MKS
Date Inj'd : 4/25/2022 10:07 pm Instrument : Gonzo
Sample : I8260STD10PPB Quant Date : 4/26/2022 11:37 am

Compound #35: Tetrahydrofuran

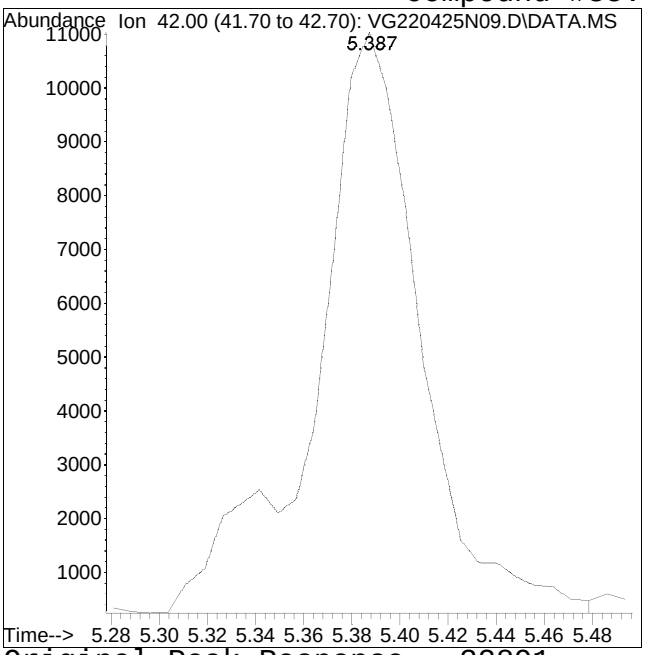

Original Peak Response = 32891

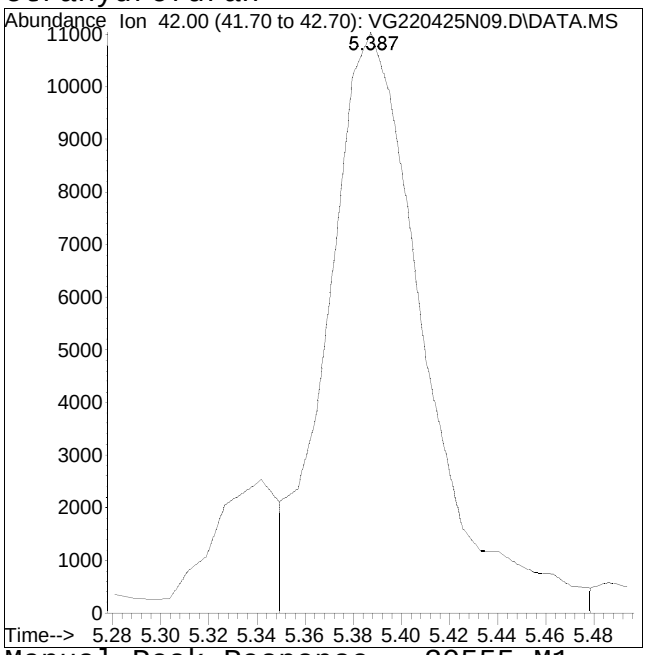

Manual Peak Response = 30555 M1

M1 = Split or tailing peak, auto integration stopped early resulting in false low area count.

Manual Integration Report

Data Path : I:\VOLATILES\Gonzo\2022\22QMethod : G_220425N_8260.m
Data File : VG220425N09.D Operator : GONZO:MKS
Date Inj'd : 4/25/2022 10:07 pm Instrument : Gonzo
Sample : I8260STD10PPB Quant Date : 4/26/2022 11:37 am

Compound #89: 2-Chlorotoluene

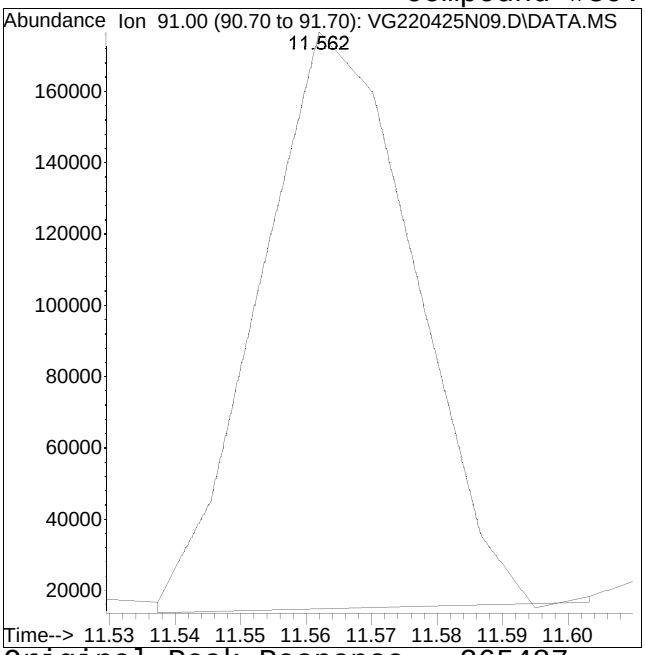

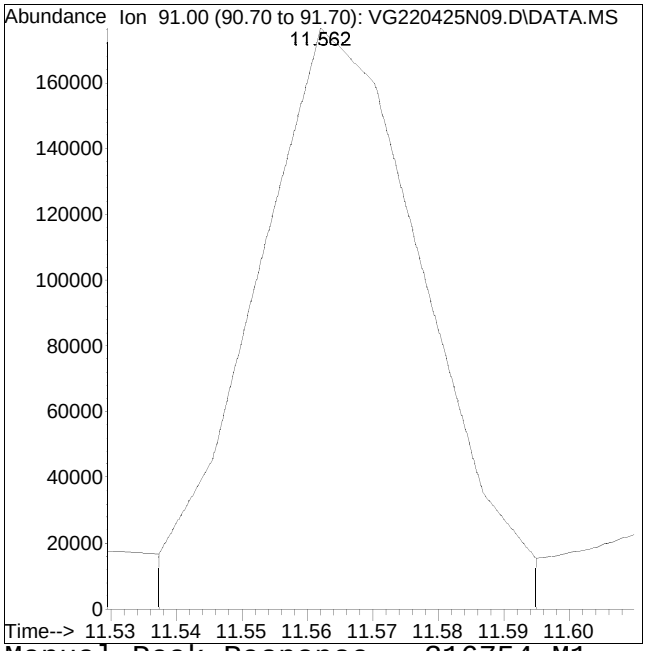

Original Peak Response = 265487 Manual Peak Response = 316754 M1
M1 = Split or tailing peak, auto integration stopped early resulting in false low area count.

Quantitation Report (QT Reviewed)

Data Path : I:\VOLATILES\Gonzo\2022\220425N\
Data File : VG220425N10.D
Acq On : 25 Apr 2022 10:33 pm
Operator : GONZO:MKS
Sample : I8260STD30PPB
Misc : WG1631147
ALS Vial : 10 Sample Multiplier: 1

Quant Time: Apr 26 11:52:15 2022
Quant Method : I:\VOLATILES\Gonzo\2022\220425N\G_220425N_8260.m
Quant Title : VOLATILES BY GC/MS
QLast Update : Tue Apr 26 11:40:16 2022
Response via : Initial Calibration

CCAL FILE(s) : 1 - I:\VOLATILES\Gonzo\2022\220425N\VG220425N09.D
Sub List : 8260-Curve - Megamix plus Diox

Compound	R.T.	QIon	Response	Conc	Units	Dev(Min)
Internal Standards						
1) Fluorobenzene	6.230	96	551664	10.000	ug/L	0.00
Standard Area 1 = 522578			Recovery = 105.57%			
59) Chlorobenzene-d5	9.785	117	422014	10.000	ug/L	0.00
Standard Area 1 = 411669			Recovery = 102.51%			
79) 1,4-Dichlorobenzene-d4	12.442	152	248344	10.000	ug/L	0.00
Standard Area 1 = 239506			Recovery = 103.69%			
System Monitoring Compounds						
36) Dibromofluoromethane	5.418	113	142813	9.957	ug/L	0.00
Spiked Amount 10.000	Range 70 - 130		Recovery = 99.57%			
43) 1,2-Dichloroethane-d4	5.949	65	163598	9.144	ug/L	0.00
Spiked Amount 10.000	Range 70 - 130		Recovery = 91.44%			
60) Toluene-d8	7.929	98	534981	10.070	ug/L	0.00
Spiked Amount 10.000	Range 70 - 130		Recovery = 100.70%			
83) 4-Bromofluorobenzene	11.249	95	209483	10.113	ug/L	0.00
Spiked Amount 10.000	Range 70 - 130		Recovery = 101.13%			
Target Compounds						Qvalue
2) Dichlorodifluoromethane	1.740	85	256460	29.239	ug/L	99
3) Chloromethane	1.953	50	305841	28.940	ug/L	100
4) Vinyl chloride	2.022	62	313462	29.275	ug/L	99
5) Bromomethane	2.348	94	136668	30.089	ug/L	98
6) Chloroethane	2.455	64	236102	29.369	ug/L	94
7) Trichlorofluoromethane	2.607	101	455707M1	29.484	ug/L	
8) Ethyl ether	2.918	74	124584	28.478	ug/L	81
10) 1,1-Dichloroethene	3.123	96	250579	29.263	ug/L	87
11) Carbon disulfide	3.154	76	671519	29.897	ug/L	100
12) Freon-113	3.161	101	270564	30.317	ug/L	93
13) Iodomethane	3.268	142	233578	47.006	ug/L	99
14) Acrolein	3.450	56	45865	28.443	ug/L	97
15) Methylene chloride	3.693	84	273150	29.554	ug/L	82
17) Acetone	3.739	43	81469	28.642	ug/L	94
18) trans-1,2-Dichloroethene	3.845	96	271137	29.393	ug/L	90
19) Methyl acetate	3.853	43	184353	29.400	ug/L	92
20) Methyl tert-butyl ether	3.936	73	700276	30.533	ug/L	93
21) tert-Butyl alcohol	4.027	59	130108	141.759	ug/L	96
22) Diisopropyl ether	4.293	45	988309	30.941	ug/L	96
23) 1,1-Dichloroethane	4.437	63	529770	29.463	ug/L	99
24) Halothane	4.491	117	218207	30.348	ug/L	100

Data Path : I:\VOLATILES\Gonzo\2022\220425N\
Data File : VG220425N10.D
Acq On : 25 Apr 2022 10:33 pm
Operator : GONZO:MKS
Sample : I8260STD30PPB
Misc : WG1631147
ALS Vial : 10 Sample Multiplier: 1

Quant Time: Apr 26 11:52:15 2022
Quant Method : I:\VOLATILES\Gonzo\2022\220425N\G_220425N_8260.m
Quant Title : VOLATILES BY GC/MS
QLast Update : Tue Apr 26 11:40:16 2022
Response via : Initial Calibration

CCAL FILE(s) : 1 - I:\VOLATILES\Gonzo\2022\220425N\VG220425N09.D
Sub List : 8260-Curve - Megamix plus Diox

Compound	R.T.	QIon	Response	Conc	Units		Dev(Min)
25) Acrylonitrile	4.491	53	94085	28.586	ug/L		95
26) Ethyl tert-butyl ether	4.650	59	887763	30.737	ug/L		90
27) Vinyl acetate	4.673	43	638197	33.948	ug/L		97
28) cis-1,2-Dichloroethene	4.969	96	308189	29.850	ug/L		95
29) 2,2-Dichloropropane	5.068	77	441818	30.639	ug/L		98
30) Bromochloromethane	5.167	128	139093	29.069	ug/L	#	85
31) Cyclohexane	5.159	56	553380	30.637	ug/L		83
32) Chloroform	5.235	83	494350	28.346	ug/L		94
33) Ethyl acetate	5.334	43	277248	30.186	ug/L	#	96
34) Carbon tetrachloride	5.364	117	397946	31.456	ug/L		100
35) Tetrahydrofuran	5.380	42	84875	26.313	ug/L	#	86
37) 1,1,1-Trichloroethane	5.433	97	457662	30.843	ug/L		97
39) 2-Butanone	5.524	43	134911	30.061	ug/L	#	74
40) 1,1-Dichloropropene	5.554	75	397537	31.191	ug/L		98
41) Benzene	5.805	78	1165098	30.451	ug/L		95
42) tert-Amyl methyl ether	5.904	73	763661	30.567	ug/L		99
44) 1,2-Dichloroethane	6.018	62	379510	29.371	ug/L		99
47) Methyl cyclohexane	6.390	83	546586	30.261	ug/L	#	81
48) Trichloroethene	6.405	95	306827	29.524	ug/L		99
50) Dibromomethane	6.853	93	165421	28.895	ug/L		94
51) 1,2-Dichloropropane	6.960	63	305661	29.561	ug/L		98
53) 2-Chloroethyl vinyl ether	7.650	63	177911	30.079	ug/L		92
54) Bromodichloromethane	7.034	83	394000	29.757	ug/L		98
57) 1,4-Dioxane	7.242	88	60111	539.711	ug/L	#	88
58) cis-1,3-Dichloropropene	7.722	75	466038	30.213	ug/L		90
61) Toluene	7.987	92	715673	30.635	ug/L		97
62) 4-Methyl-2-pentanone	8.424	58	95897	30.835	ug/L		85
63) Tetrachloroethene	8.438	166	326182	31.374	ug/L		97
65) trans-1,3-Dichloropropene	8.474	75	418886	32.055	ug/L		97
67) Ethyl methacrylate	8.653	69	337322	30.598	ug/L		95
68) 1,1,2-Trichloroethane	8.667	83	199135	31.596	ug/L		98
69) Chlorodibromomethane	8.882	129	283906	32.968	ug/L		99
70) 1,3-Dichloropropane	8.990	76	411375	30.755	ug/L		100
71) 1,2-Dibromoethane	9.161	107	241473	30.713	ug/L		100
72) 2-Hexanone	9.434	43	209221	29.017	ug/L		95
73) Chlorobenzene	9.810	112	791062	30.694	ug/L		97
74) Ethylbenzene	9.834	91	1426477	30.488	ug/L		98
75) 1,1,1,2-Tetrachloroethane	9.892	131	288234	32.779	ug/L		98
76) p/m Xylene	10.024	106	1136304	63.084	ug/L		96
77) o Xylene	10.558	106	1095712	62.825	ug/L		95

Data Path : I:\VOLATILES\Gonzo\2022\220425N\
Data File : VG220425N10.D
Acq On : 25 Apr 2022 10:33 pm
Operator : GONZO:MKS
Sample : I8260STD30PPB
Misc : WG1631147
ALS Vial : 10 Sample Multiplier: 1

Quant Time: Apr 26 11:52:15 2022
Quant Method : I:\VOLATILES\Gonzo\2022\220425N\G_220425N_8260.m
Quant Title : VOLATILES BY GC/MS
QLast Update : Tue Apr 26 11:40:16 2022
Response via : Initial Calibration

CCAL FILE(s) : 1 - I:\VOLATILES\Gonzo\2022\220425N\VG220425N09.D
Sub List : 8260-Curve - Megamix plus Diox

	Compound	R.T.	QIon	Response	Conc	Units		Dev(Min)
78)	Styrene	10.624	104	1849145	64.498	ug/L		96
80)	Bromoform	10.657	173	191673	34.021	ug/L		100
82)	Isopropylbenzene	10.920	105	1493097	31.242	ug/L		99
84)	Bromobenzene	11.364	156	353907	30.198	ug/L		98
85)	n-Propylbenzene	11.397	91	1833542	31.485	ug/L		98
86)	1,4-Dichlorobutane	11.422	55	455704	30.723	ug/L		99
87)	1,1,2,2-Tetrachloroethane	11.488	83	304373	31.743	ug/L		99
88)	4-Ethyltoluene	11.521	105	1503661	31.526	ug/L		98
89)	2-Chlorotoluene	11.562	91	1019375M1	31.037	ug/L		
90)	1,3,5-Trimethylbenzene	11.611	105	1299924	31.405	ug/L		98
91)	1,2,3-Trichloropropane	11.628	75	267297M1	31.107	ug/L		
92)	trans-1,4-Dichloro-2-b...	11.677	53	97272	31.396	ug/L	#	97
93)	4-Chlorotoluene	11.743	91	1070047	31.413	ug/L		98
94)	tert-Butylbenzene	11.949	119	1114671	31.254	ug/L		97
97)	1,2,4-Trimethylbenzene	12.031	105	1235028	31.332	ug/L		98
98)	sec-Butylbenzene	12.138	105	1734101	31.427	ug/L		98
99)	p-Isopropyltoluene	12.286	119	1468776	31.917	ug/L		98
100)	1,3-Dichlorobenzene	12.368	146	702437	31.653	ug/L		99
101)	1,4-Dichlorobenzene	12.459	146	702247	31.018	ug/L		99
102)	p-Diethylbenzene	12.656	119	841230	31.803	ug/L		97
103)	n-Butylbenzene	12.714	91	1278104	32.483	ug/L		98
104)	1,2-Dichlorobenzene	12.878	146	645605	30.742	ug/L		99
105)	1,2,4,5-Tetramethylben...	13.446	119	966844	33.287	ug/L		94
106)	1,2-Dibromo-3-chloropr...	13.651	155	54865	29.567	ug/L		96
107)	1,3,5-Trichlorobenzene	13.676	180	480597	32.149	ug/L		97
108)	Hexachlorobutadiene	14.244	225	229882	31.285	ug/L		99
109)	1,2,4-Trichlorobenzene	14.277	180	380141	32.429	ug/L		100
110)	Naphthalene	14.573	128	708645	32.375	ug/L		100
111)	1,2,3-Trichlorobenzene	14.737	180	307880	31.980	ug/L		98

(#) = qualifier out of range (m) = manual integration (+) = signals summed

Quantitation Report (QT Reviewed)

Data Path : I:\VOLATILES\Gonzo\2022\220425N\
Data File : VG220425N10.D
Acq On : 25 Apr 2022 10:33 pm
Operator : GONZO:MKS
Sample : I8260STD30PPB
Misc : WG1631147
ALS Vial : 10 Sample Multiplier: 1

Quant Time: Apr 26 11:52:15 2022
Quant Method : I:\VOLATILES\Gonzo\2022\220425N\G_220425N_8260.m
Quant Title : VOLATILES BY GC/MS
QLast Update : Tue Apr 26 11:40:16 2022
Response via : Initial Calibration

Sub List : 8260-Curve - Megamix plus Diox0425N\VG220425N09.D•

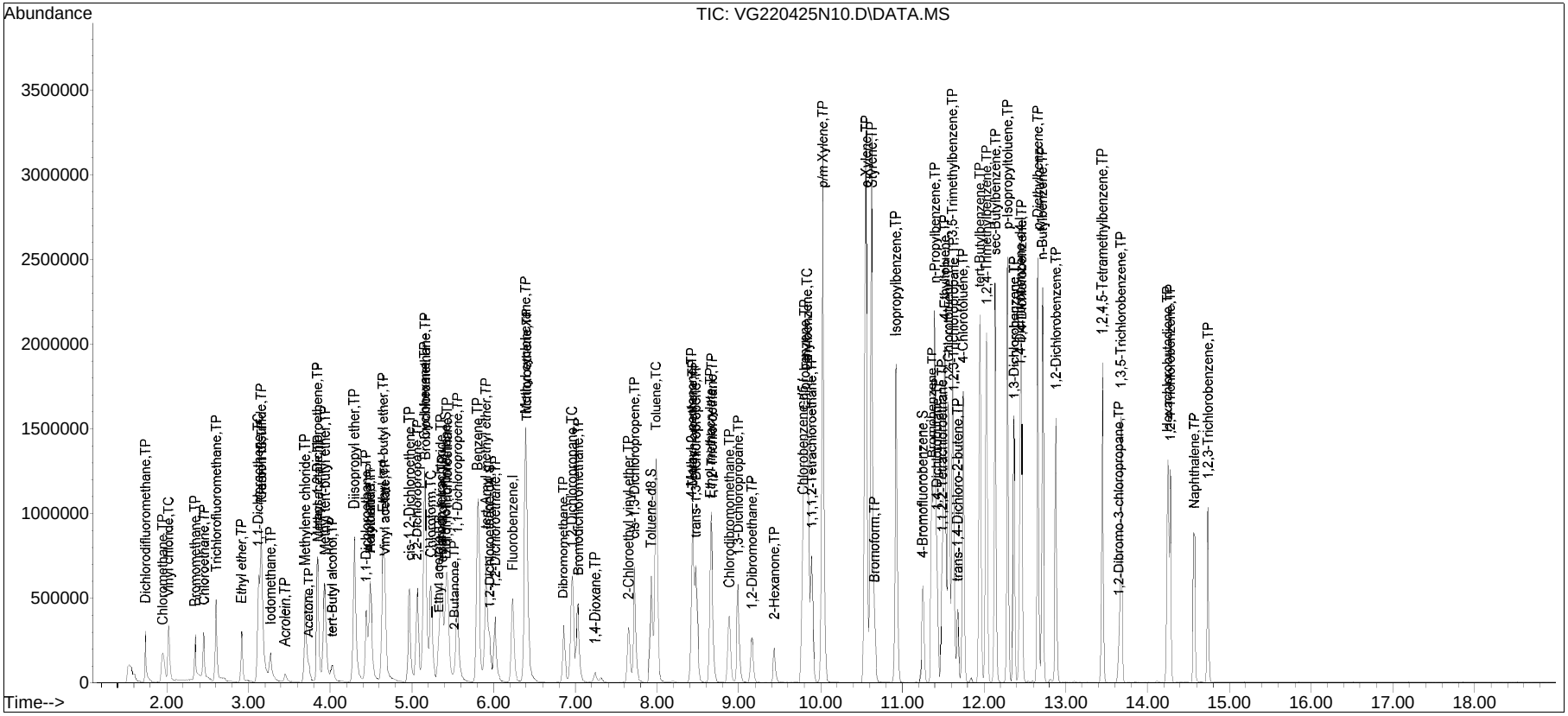

Manual Integration Report

Data Path : I:\VOLATILES\Gonzo\2022\22QMethod : G_220425N_8260.m
Data File : VG220425N10.D Operator : GONZO:MKS
Date Inj'd : 4/25/2022 10:33 pm Instrument : Gonzo
Sample : I8260STD30PPB Quant Date : 4/26/2022 11:41 am

Compound #7: Trichlorofluoromethane

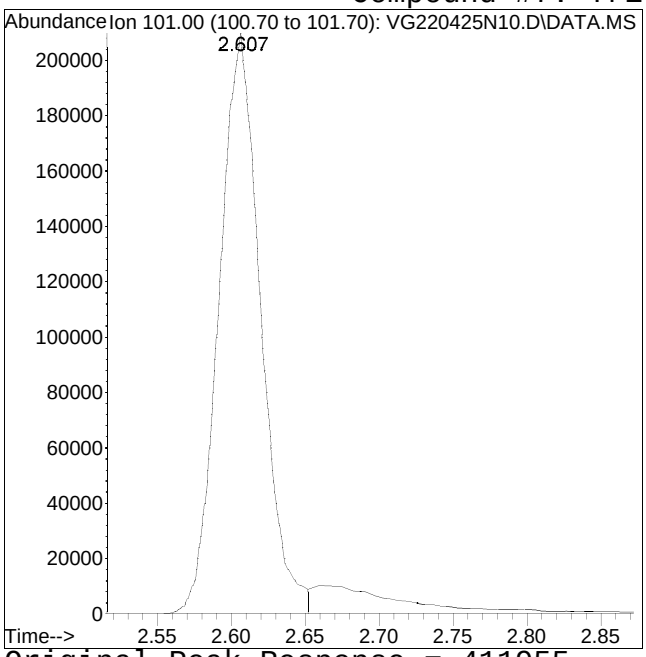

Original Peak Response = 411955

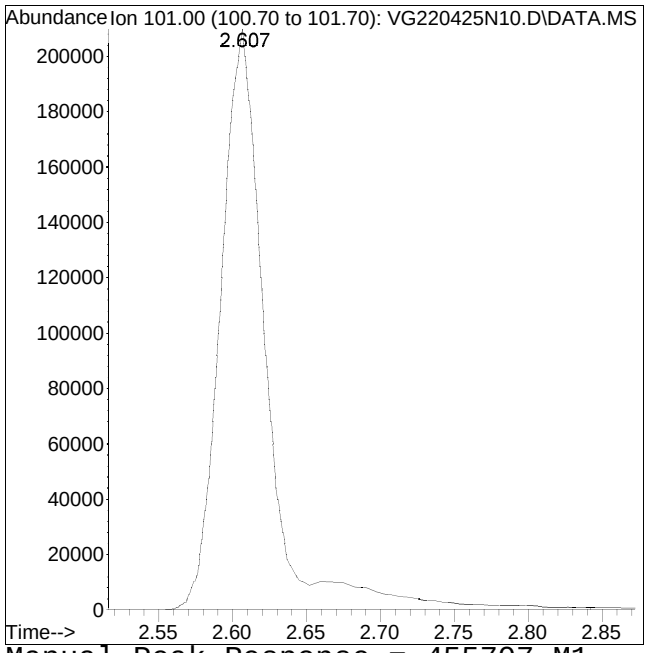

Manual Peak Response = 455707 M1

M1 = Split or tailing peak, auto integration stopped early resulting in false low area count.

Manual Integration Report

Data Path : I:\VOLATILES\Gonzo\2022\22QMethod : G_220425N_8260.m
Data File : VG220425N10.D Operator : GONZO:MKS
Date Inj'd : 4/25/2022 10:33 pm Instrument : Gonzo
Sample : I8260STD30PPB Quant Date : 4/26/2022 11:41 am

Compound #89: 2-Chlorotoluene

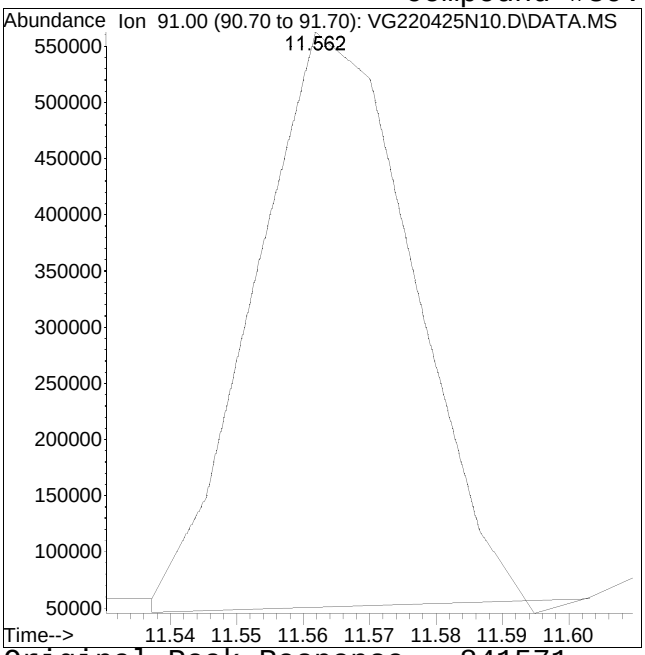

Original Peak Response = 841571

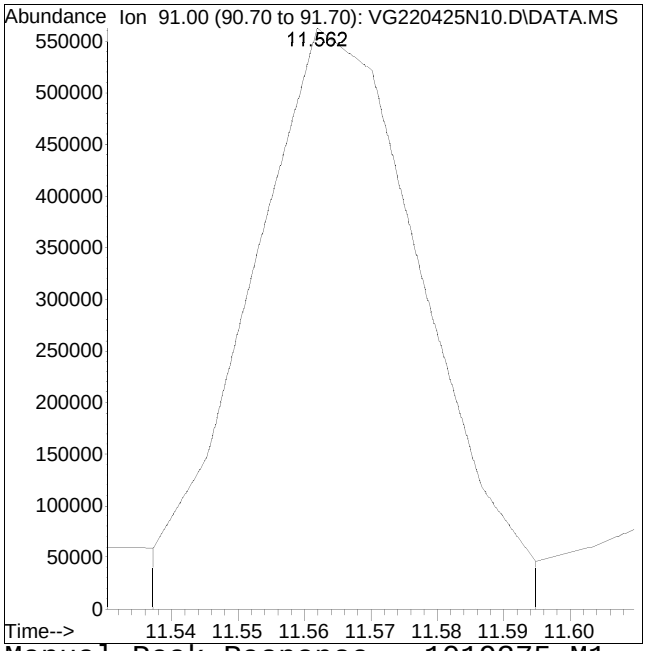

Manual Peak Response = 1019375 M1

M1 = Split or tailing peak, auto integration stopped early resulting in false low area count.

Manual Integration Report

Data Path : I:\VOLATILES\Gonzo\2022\22QMethod : G_220425N_8260.m
Data File : VG220425N10.D Operator : GONZO:MKS
Date Inj'd : 4/25/2022 10:33 pm Instrument : Gonzo
Sample : I8260STD30PPB Quant Date : 4/26/2022 11:41 am

Compound #91: 1,2,3-Trichloropropane

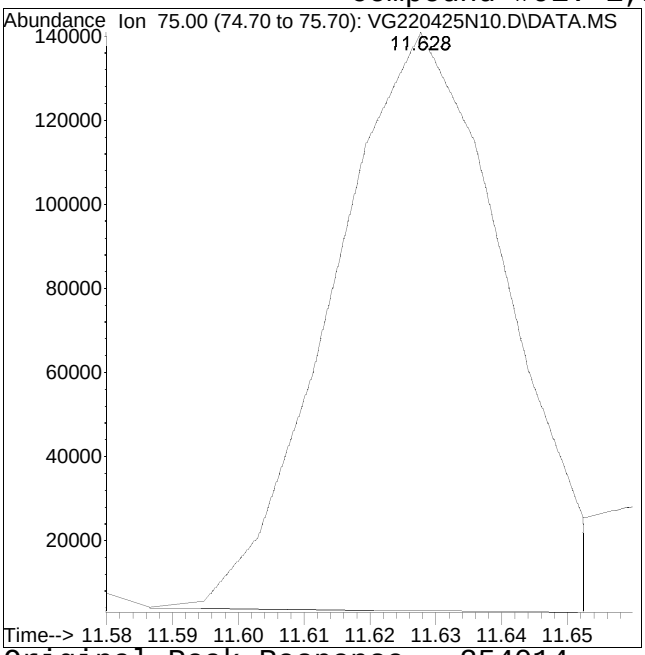

Original Peak Response = 254014

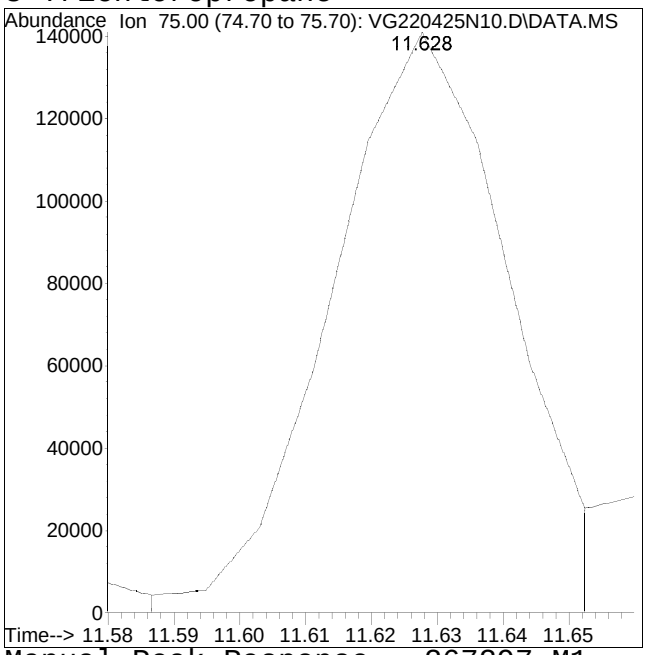

Manual Peak Response = 267297 M1

M1 = Split or tailing peak, auto integration stopped early resulting in false low area count.

Quantitation Report (QT Reviewed)

Data Path : I:\VOLATILES\Gonzo\2022\220425N\
Data File : VG220425N11.D
Acq On : 25 Apr 2022 10:59 pm
Operator : GONZO:MKS
Sample : I8260STD80PPB
Misc : WG1631147
ALS Vial : 11 Sample Multiplier: 1

Quant Time: Apr 26 11:52:53 2022
Quant Method : I:\VOLATILES\Gonzo\2022\220425N\G_220425N_8260.m
Quant Title : VOLATILES BY GC/MS
QLast Update : Tue Apr 26 11:40:16 2022
Response via : Initial Calibration

CCAL FILE(s) : 1 - I:\VOLATILES\Gonzo\2022\220425N\VG220425N09.D
Sub List : 8260-Curve - Megamix plus Diox

Compound	R.T.	QIon	Response	Conc Units	Dev(Min)
Internal Standards					
1) Fluorobenzene	6.230	96	557476	10.000 ug/L	0.00
Standard Area 1 = 522578			Recovery = 106.68%		
59) Chlorobenzene-d5	9.785	117	431675	10.000 ug/L	0.00
Standard Area 1 = 411669			Recovery = 104.86%		
79) 1,4-Dichlorobenzene-d4	12.442	152	260629	10.000 ug/L	0.00
Standard Area 1 = 239506			Recovery = 108.82%		
System Monitoring Compounds					
36) Dibromofluoromethane	5.418	113	143639	9.910 ug/L	0.00
Spiked Amount 10.000	Range 70 - 130		Recovery = 99.10%		
43) 1,2-Dichloroethane-d4	5.949	65	165149	9.134 ug/L	0.00
Spiked Amount 10.000	Range 70 - 130		Recovery = 91.34%		
60) Toluene-d8	7.929	98	538905	9.917 ug/L	0.00
Spiked Amount 10.000	Range 70 - 130		Recovery = 99.17%		
83) 4-Bromofluorobenzene	11.249	95	212225	9.762 ug/L	0.00
Spiked Amount 10.000	Range 70 - 130		Recovery = 97.62%		
Target Compounds					Qvalue
2) Dichlorodifluoromethane	1.740	85	667373	75.295 ug/L	98
3) Chloromethane	1.953	50	795602	74.499 ug/L	99
4) Vinyl chloride	2.022	62	834116	77.089 ug/L	100
5) Bromomethane	2.348	94	464352	101.165 ug/L	98
6) Chloroethane	2.455	64	595917	73.354 ug/L	96
7) Trichlorofluoromethane	2.607	101	1221063	78.178 ug/L	99
8) Ethyl ether	2.918	74	347620	78.632 ug/L	83
10) 1,1-Dichloroethene	3.123	96	680731	78.667 ug/L	88
11) Carbon disulfide	3.161	76	1871438	82.449 ug/L	100
12) Freon-113	3.161	101	722843	80.151 ug/L	87
13) Iodomethane	3.268	142	741023	147.572 ug/L	97
14) Acrolein	3.457	56	123697	75.911 ug/L	99
15) Methylene chloride	3.693	84	746160	79.891 ug/L	83
17) Acetone	3.739	43	228553	79.515 ug/L	97
18) trans-1,2-Dichloroethene	3.845	96	740757	79.465 ug/L	91
19) Methyl acetate	3.853	43	513192	80.988 ug/L #	92
20) Methyl tert-butyl ether	3.936	73	1927121	83.150 ug/L	92
21) tert-Butyl alcohol	4.035	59	357909	385.894 ug/L	94
22) Diisopropyl ether	4.301	45	2731413	84.620 ug/L	96
23) 1,1-Dichloroethane	4.445	63	1443829	79.461 ug/L	99
24) Halothane	4.491	117	599140	82.459 ug/L	99

Data Path : I:\VOLATILES\Gonzo\2022\220425N\
Data File : VG220425N11.D
Acq On : 25 Apr 2022 10:59 pm
Operator : GONZO:MKS
Sample : I8260STD80PPB
Misc : WG1631147
ALS Vial : 11 Sample Multiplier: 1

Quant Time: Apr 26 11:52:53 2022
Quant Method : I:\VOLATILES\Gonzo\2022\220425N\G_220425N_8260.m
Quant Title : VOLATILES BY GC/MS
QLast Update : Tue Apr 26 11:40:16 2022
Response via : Initial Calibration

CCAL FILE(s) : 1 - I:\VOLATILES\Gonzo\2022\220425N\VG220425N09.D
Sub List : 8260-Curve - Megamix plus Diox

Compound	R.T.	QIon	Response	Conc	Units		Dev(Min)
25) Acrylonitrile	4.498	53	261654	78.669	ug/L		95
26) Ethyl tert-butyl ether	4.650	59	2475273	84.807	ug/L		88
27) Vinyl acetate	4.673	43	1834026	96.540	ug/L		97
28) cis-1,2-Dichloroethene	4.969	96	834811	80.015	ug/L		94
29) 2,2-Dichloropropane	5.068	77	1185163	81.331	ug/L		98
30) Bromochloromethane	5.167	128	351649	72.726	ug/L	#	83
31) Cyclohexane	5.159	56	1477835	80.966	ug/L		84
32) Chloroform	5.235	83	1409355	79.969	ug/L		97
33) Ethyl acetate	5.334	43	770377	83.003	ug/L	#	95
34) Carbon tetrachloride	5.364	117	1092801	85.482	ug/L		99
35) Tetrahydrofuran	5.387	42	234867	72.055	ug/L		86
37) 1,1,1-Trichloroethane	5.433	97	1237234	82.512	ug/L		97
39) 2-Butanone	5.524	43	370864	81.774	ug/L	#	71
40) 1,1-Dichloropropene	5.554	75	1071301	83.178	ug/L		99
41) Benzene	5.805	78	3199436	82.749	ug/L		95
42) tert-Amyl methyl ether	5.904	73	2142325	84.856	ug/L		99
44) 1,2-Dichloroethane	6.018	62	1032439	79.071	ug/L		99
47) Methyl cyclohexane	6.390	83	1490841	81.677	ug/L	#	81
48) Trichloroethene	6.405	95	844603	80.424	ug/L		98
50) Dibromomethane	6.861	93	459200	79.374	ug/L		98
51) 1,2-Dichloropropane	6.960	63	818984	78.381	ug/L		98
53) 2-Chloroethyl vinyl ether	7.650	63	495965	82.977	ug/L		95
54) Bromodichloromethane	7.034	83	1088956	81.387	ug/L		98
57) 1,4-Dioxane	7.242	88	82415	732.255	ug/L	#	86
58) cis-1,3-Dichloropropene	7.722	75	1290802	82.810	ug/L		91
61) Toluene	7.987	92	1970542	82.462	ug/L		97
62) 4-Methyl-2-pentanone	8.424	58	272730	85.731	ug/L		90
63) Tetrachloroethene	8.438	166	891303	83.813	ug/L		96
65) trans-1,3-Dichloropropene	8.474	75	1179866	88.268	ug/L		97
67) Ethyl methacrylate	8.653	69	937641	83.150	ug/L		94
68) 1,1,2-Trichloroethane	8.667	83	554233	85.969	ug/L		99
69) Chlorodibromomethane	8.882	129	811216	92.093	ug/L		99
70) 1,3-Dichloropropane	8.990	76	1129449	82.549	ug/L		99
71) 1,2-Dibromoethane	9.161	107	670541	83.378	ug/L		100
72) 2-Hexanone	9.434	43	565685	76.700	ug/L		96
73) Chlorobenzene	9.810	112	2198088	83.379	ug/L		96
74) Ethylbenzene	9.843	91	4024713	84.094	ug/L		99
75) 1,1,1,2-Tetrachloroethane	9.892	131	818613	91.012	ug/L		98
76) p/m Xylene	10.024	106	3218971	174.707	ug/L		94
77) o Xylene	10.558	106	3131973	175.558	ug/L		93

Quantitation Report (QT Reviewed)

Data Path : I:\VOLATILES\Gonzo\2022\220425N\
Data File : VG220425N11.D
Acq On : 25 Apr 2022 10:59 pm
Operator : GONZO:MKS
Sample : I8260STD80PPB
Misc : WG1631147
ALS Vial : 11 Sample Multiplier: 1

Quant Time: Apr 26 11:52:53 2022
Quant Method : I:\VOLATILES\Gonzo\2022\220425N\G_220425N_8260.m
Quant Title : VOLATILES BY GC/MS
QLast Update : Tue Apr 26 11:40:16 2022
Response via : Initial Calibration

CCAL FILE(s) : 1 - I:\VOLATILES\Gonzo\2022\220425N\VG220425N09.D
Sub List : 8260-Curve - Megamix plus Diox

	Compound	R.T.	QIon	Response	Conc	Units		Dev(Min)
78)	Styrene	10.624	104	5351843	182.495	ug/L		95
80)	Bromoform	10.657	173	573514	96.997	ug/L		99
82)	Isopropylbenzene	10.920	105	4223561	84.208	ug/L		99
84)	Bromobenzene	11.364	156	993475	80.774	ug/L		100
85)	n-Propylbenzene	11.397	91	5230587	85.585	ug/L		98
86)	1,4-Dichlorobutane	11.422	55	1308633	84.067	ug/L		99
87)	1,1,2,2-Tetrachloroethane	11.488	83	857260	85.190	ug/L		99
88)	4-Ethyltoluene	11.521	105	4251572	84.937	ug/L		98
89)	2-Chlorotoluene	11.570	91	2971152	86.198	ug/L		98
90)	1,3,5-Trimethylbenzene	11.611	105	3712389	85.461	ug/L		98
91)	1,2,3-Trichloropropane	11.628	75	803419M1	89.093	ug/L		
92)	trans-1,4-Dichloro-2-b...	11.677	53	290251	89.266	ug/L	#	95
93)	4-Chlorotoluene	11.751	91	3041334	85.074	ug/L		97
94)	tert-Butylbenzene	11.949	119	3137550	83.826	ug/L		96
97)	1,2,4-Trimethylbenzene	12.031	105	3548065	85.769	ug/L		97
98)	sec-Butylbenzene	12.138	105	4903769	84.680	ug/L		97
99)	p-Isopropyltoluene	12.286	119	4146254	85.852	ug/L		98
100)	1,3-Dichlorobenzene	12.368	146	1964532	84.352	ug/L		98
101)	1,4-Dichlorobenzene	12.459	146	1979002	83.290	ug/L		99
102)	p-Diethylbenzene	12.656	119	2392273	86.178	ug/L		97
103)	n-Butylbenzene	12.714	91	3638827	88.121	ug/L		98
104)	1,2-Dichlorobenzene	12.878	146	1808467	82.056	ug/L		99
105)	1,2,4,5-Tetramethylben...	13.446	119	2921765	95.851	ug/L		95
106)	1,2-Dibromo-3-chloropr...	13.651	155	157822	81.041	ug/L		97
107)	1,3,5-Trichlorobenzene	13.676	180	1348893	85.979	ug/L		97
108)	Hexachlorobutadiene	14.244	225	618089	80.151	ug/L		99
109)	1,2,4-Trichlorobenzene	14.277	180	1092165	88.778	ug/L		99
110)	Naphthalene	14.573	128	2112372	91.956	ug/L		100
111)	1,2,3-Trichlorobenzene	14.737	180	883122	87.408	ug/L		99

(#) = qualifier out of range (m) = manual integration (+) = signals summed

Quantitation Report (QT Reviewed)

Data Path : I:\VOLATILES\Gonzo\2022\220425N\
Data File : VG220425N11.D
Acq On : 25 Apr 2022 10:59 pm
Operator : GONZO:MKS
Sample : I8260STD80PPB
Misc : WG1631147
ALS Vial : 11 Sample Multiplier: 1

Quant Time: Apr 26 11:52:53 2022
Quant Method : I:\VOLATILES\Gonzo\2022\220425N\G_220425N_8260.m
Quant Title : VOLATILES BY GC/MS
QLast Update : Tue Apr 26 11:40:16 2022
Response via : Initial Calibration

Sub List : 8260-Curve - Megamix plus Diox0425N\VG220425N09.D•

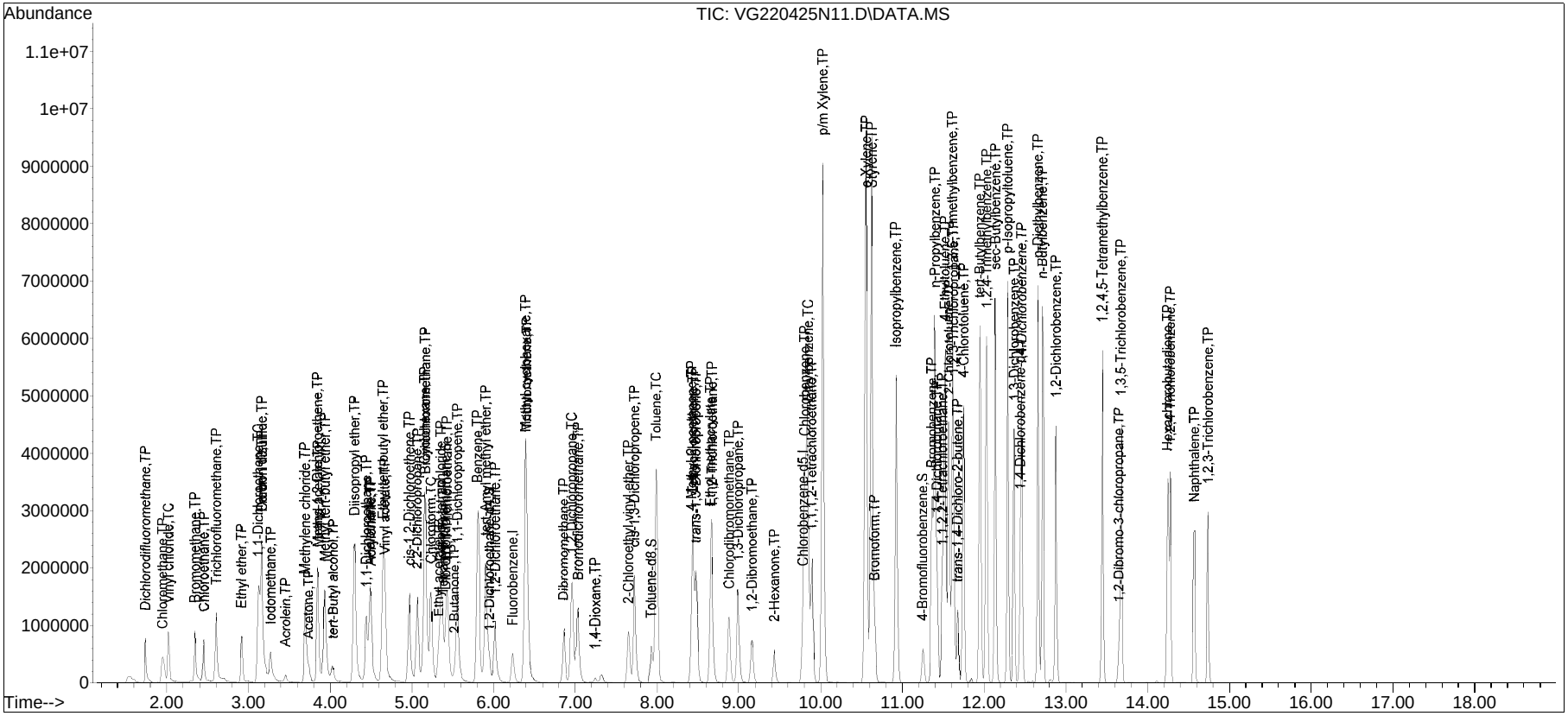

Manual Integration Report

Data Path : I:\VOLATILES\Gonzo\2022\22QMethod : G_220425N_8260.m
Data File : VG220425N11.D Operator : GONZO:MKS
Date Inj'd : 4/25/2022 10:59 pm Instrument : Gonzo
Sample : I8260STD80PPB Quant Date : 4/26/2022 11:41 am

Compound #91: 1,2,3-Trichloropropane

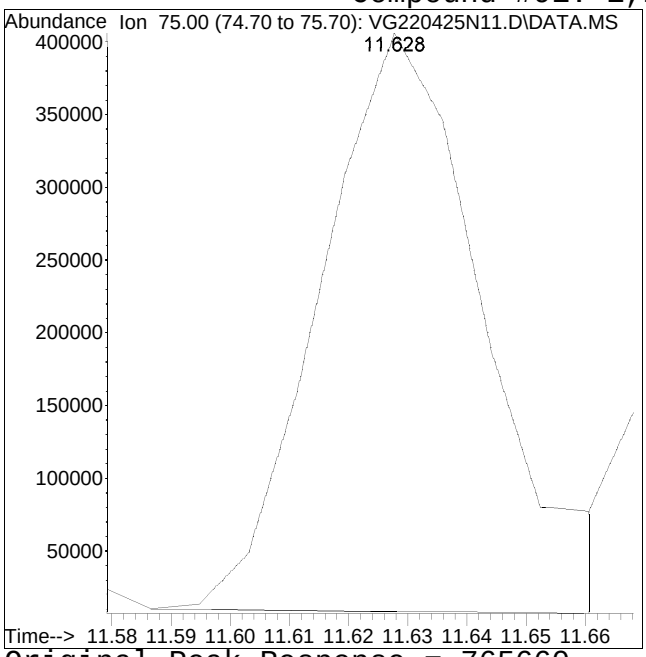

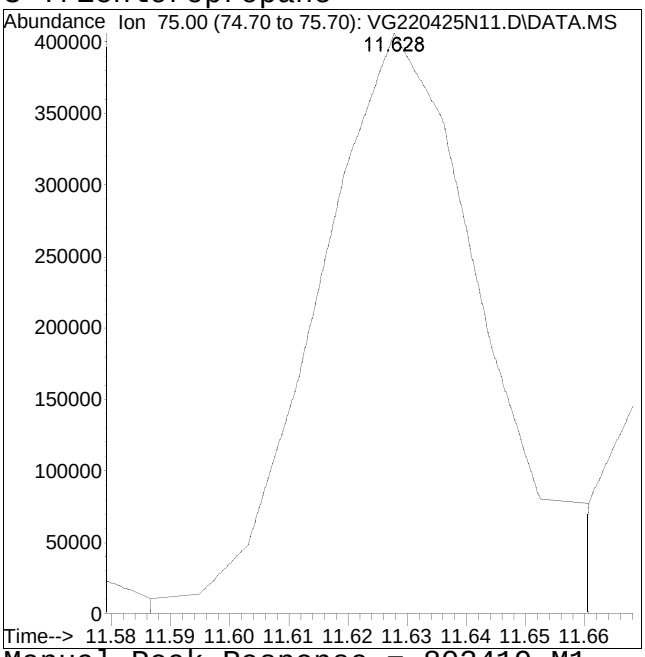

Original Peak Response = 765660 Manual Peak Response = 803419 M1
M1 = Split or tailing peak, auto integration stopped early resulting in false low area count.

Quantitation Report (QT Reviewed)

Data Path : I:\VOLATILES\Gonzo\2022\220425N\
Data File : VG220425N12.D
Acq On : 25 Apr 2022 11:26 pm
Operator : GONZO:MKS
Sample : I8260STD120PPB
Misc : WG1631147
ALS Vial : 12 Sample Multiplier: 1

Quant Time: Apr 26 11:53:38 2022
Quant Method : I:\VOLATILES\Gonzo\2022\220425N\G_220425N_8260.m
Quant Title : VOLATILES BY GC/MS
QLast Update : Tue Apr 26 11:40:16 2022
Response via : Initial Calibration

CCAL FILE(s) : 1 - I:\VOLATILES\Gonzo\2022\220425N\VG220425N09.D
Sub List : 8260-Curve - Megamix plus Diox

Compound	R.T.	QIon	Response	Conc	Units	Dev(Min)
Internal Standards						
1) Fluorobenzene	6.230	96	571585	10.000	ug/L	0.00
Standard Area 1 = 522578			Recovery = 109.38%			
59) Chlorobenzene-d5	9.785	117	450614	10.000	ug/L	0.00
Standard Area 1 = 411669			Recovery = 109.46%			
79) 1,4-Dichlorobenzene-d4	12.442	152	266143	10.000	ug/L	0.00
Standard Area 1 = 239506			Recovery = 111.12%			
System Monitoring Compounds						
36) Dibromofluoromethane	5.417	113	146995	9.892	ug/L	0.00
Spiked Amount 10.000	Range 70 - 130		Recovery = 98.92%			
43) 1,2-Dichloroethane-d4	5.949	65	172422	9.301	ug/L	0.00
Spiked Amount 10.000	Range 70 - 130		Recovery = 93.01%			
60) Toluene-d8	7.929	98	555053	9.785	ug/L	0.00
Spiked Amount 10.000	Range 70 - 130		Recovery = 97.85%			
83) 4-Bromofluorobenzene	11.249	95	223131	10.051	ug/L	0.00
Spiked Amount 10.000	Range 70 - 130		Recovery = 100.51%			
Target Compounds						Qvalue
2) Dichlorodifluoromethane	1.740	85	1089916	119.932	ug/L	98
3) Chloromethane	1.953	50	1281996	117.080	ug/L	99
4) Vinyl chloride	2.022	62	1388243	125.135	ug/L	100
5) Bromomethane	2.348	94	850657	180.752	ug/L	98
6) Chloroethane	2.447	64	840467	100.903	ug/L	96
7) Trichlorofluoromethane	2.607	101	2032171	126.898	ug/L	100
8) Ethyl ether	2.918	74	563241	124.261	ug/L	83
10) 1,1-Dichloroethene	3.123	96	1107283	124.802	ug/L	87
11) Carbon disulfide	3.161	76	3074267	132.099	ug/L	100
12) Freon-113	3.161	101	1182788	127.913	ug/L	87
13) Iodomethane	3.267	142	1205645	234.173	ug/L	99
14) Acrolein	3.457	56	200508	120.011	ug/L	98
15) Methylene chloride	3.693	84	1206826	126.024	ug/L	84
17) Acetone	3.738	43	358082	121.504	ug/L	97
18) trans-1,2-Dichloroethene	3.845	96	1199141	125.462	ug/L	90
19) Methyl acetate	3.852	43	829370	127.653	ug/L	92
20) Methyl tert-butyl ether	3.936	73	3131909	131.797	ug/L	92
21) tert-Butyl alcohol	4.027	59	577953	607.762	ug/L	94
22) Diisopropyl ether	4.301	45	4460294	134.771	ug/L	96
23) 1,1-Dichloroethane	4.437	63	2333765	125.268	ug/L	100
24) Halothane	4.491	117	972541	130.545	ug/L	99

Data Path : I:\VOLATILES\Gonzo\2022\220425N\
Data File : VG220425N12.D
Acq On : 25 Apr 2022 11:26 pm
Operator : GONZO:MKS
Sample : I8260STD120PPB
Misc : WG1631147
ALS Vial : 12 Sample Multiplier: 1

Quant Time: Apr 26 11:53:38 2022
Quant Method : I:\VOLATILES\Gonzo\2022\220425N\G_220425N_8260.m
Quant Title : VOLATILES BY GC/MS
QLast Update : Tue Apr 26 11:40:16 2022
Response via : Initial Calibration

CCAL FILE(s) : 1 - I:\VOLATILES\Gonzo\2022\220425N\VG220425N09.D
Sub List : 8260-Curve - Megamix plus Diox

Compound	R.T.	QIon	Response	Conc	Units		Dev(Min)
25) Acrylonitrile	4.491	53	416723	122.200	ug/L		95
26) Ethyl tert-butyl ether	4.650	59	4064981	135.835	ug/L		85
27) Vinyl acetate	4.673	43	3246589	166.677	ug/L		98
28) cis-1,2-Dichloroethene	4.969	96	1347457	125.963	ug/L		93
29) 2,2-Dichloropropane	5.068	77	1932915	129.371	ug/L		98
30) Bromochloromethane	5.167	128	568102	114.591	ug/L	#	82
31) Cyclohexane	5.159	56	2450375	130.934	ug/L		83
32) Chloroform	5.235	83	2280876	126.226	ug/L		97
33) Ethyl acetate	5.334	43	1234475	129.723	ug/L	#	96
34) Carbon tetrachloride	5.364	117	1812850	138.306	ug/L		99
35) Tetrahydrofuran	5.379	42	365598	109.394	ug/L		87
37) 1,1,1-Trichloroethane	5.433	97	2007517	130.578	ug/L		97
39) 2-Butanone	5.524	43	582102	125.184	ug/L	#	73
40) 1,1-Dichloropropene	5.554	75	1734350	131.335	ug/L		99
41) Benzene	5.805	78	5224757	131.796	ug/L		95
42) tert-Amyl methyl ether	5.904	73	3535709	136.590	ug/L		100
44) 1,2-Dichloroethane	6.018	62	1677537	125.305	ug/L		99
47) Methyl cyclohexane	6.390	83	2479178	132.472	ug/L	#	80
48) Trichloroethene	6.405	95	1377312	127.913	ug/L		98
50) Dibromomethane	6.861	93	738346	124.475	ug/L		98
51) 1,2-Dichloropropane	6.960	63	1351719	126.173	ug/L		98
53) 2-Chloroethyl vinyl ether	7.650	63	802039	130.872	ug/L		94
54) Bromodichloromethane	7.034	83	1792991	130.698	ug/L		99
57) 1,4-Dioxane	7.242	88	124036	1074.853	ug/L		90
58) cis-1,3-Dichloropropene	7.722	75	2105989	131.772	ug/L	#	90
61) Toluene	7.987	92	3203831	128.437	ug/L		96
62) 4-Methyl-2-pentanone	8.424	58	448616	135.093	ug/L		90
63) Tetrachloroethene	8.438	166	1457447	131.289	ug/L		96
65) trans-1,3-Dichloropropene	8.481	75	1948021	139.610	ug/L		97
67) Ethyl methacrylate	8.653	69	1543949	131.163	ug/L		95
68) 1,1,2-Trichloroethane	8.667	83	920841	136.832	ug/L		98
69) Chlorodibromomethane	8.882	129	1336832	145.385	ug/L		99
70) 1,3-Dichloropropane	8.989	76	1843152	129.050	ug/L		100
71) 1,2-Dibromoethane	9.161	107	1096988	130.671	ug/L		99
72) 2-Hexanone	9.434	43	906993	117.808	ug/L		95
73) Chlorobenzene	9.810	112	3649897	132.630	ug/L		96
74) Ethylbenzene	9.842	91	6749146	135.092	ug/L		98
75) 1,1,1,2-Tetrachloroethane	9.892	131	1359117	144.754	ug/L		98
76) p/m Xylene	10.023	106	5328623	277.052	ug/L		93
77) o Xylene	10.558	106	5201619	279.314	ug/L		93

Data Path : I:\VOLATILES\Gonzo\2022\220425N\
Data File : VG220425N12.D
Acq On : 25 Apr 2022 11:26 pm
Operator : GONZO:MKS
Sample : I8260STD120PPB
Misc : WG1631147
ALS Vial : 12 Sample Multiplier: 1

Quant Time: Apr 26 11:53:38 2022
Quant Method : I:\VOLATILES\Gonzo\2022\220425N\G_220425N_8260.m
Quant Title : VOLATILES BY GC/MS
QLast Update : Tue Apr 26 11:40:16 2022
Response via : Initial Calibration

CCAL FILE(s) : 1 - I:\VOLATILES\Gonzo\2022\220425N\VG220425N09.D
Sub List : 8260-Curve - Megamix plus Diox

Compound	R.T.	QIon	Response	Conc	Units		Dev(Min)
78) Styrene	10.624	104	8964692	292.843	ug/L		96
80) Bromoform	10.657	173	955523	158.257	ug/L		99
82) Isopropylbenzene	10.928	105	7038823	137.431	ug/L		98
84) Bromobenzene	11.364	156	1635368	130.208	ug/L		99
85) n-Propylbenzene	11.397	91	8600462	137.809	ug/L		97
86) 1,4-Dichlorobutane	11.422	55	2169037	136.453	ug/L		99
87) 1,1,2,2-Tetrachloroethane	11.488	83	1430958	139.254	ug/L		99
88) 4-Ethyltoluene	11.521	105	7037668	137.684	ug/L		98
89) 2-Chlorotoluene	11.570	91	4899123	139.187	ug/L		98
90) 1,3,5-Trimethylbenzene	11.619	105	6111742	137.780	ug/L		97
91) 1,2,3-Trichloropropane	11.628	75	1314682M1	142.768	ug/L		
92) trans-1,4-Dichloro-2-b...	11.677	53	480967	144.856	ug/L	#	94
93) 4-Chlorotoluene	11.751	91	5049941	138.334	ug/L		97
94) tert-Butylbenzene	11.948	119	5196076	135.948	ug/L		96
97) 1,2,4-Trimethylbenzene	12.031	105	5905811	139.807	ug/L		97
98) sec-Butylbenzene	12.138	105	8129402	137.474	ug/L		97
99) p-Isopropyltoluene	12.286	119	6866303	139.228	ug/L		98
100) 1,3-Dichlorobenzene	12.368	146	3226628	135.673	ug/L		98
101) 1,4-Dichlorobenzene	12.458	146	3230570	133.148	ug/L		99
102) p-Diethylbenzene	12.656	119	3968635	140.001	ug/L		97
103) n-Butylbenzene	12.714	91	6083989	144.283	ug/L		97
104) 1,2-Dichlorobenzene	12.878	146	3009021	133.700	ug/L		99
105) 1,2,4,5-Tetramethylben...	13.446	119	5102262	163.915	ug/L		95
106) 1,2-Dibromo-3-chloropr...	13.651	155	261518	131.506	ug/L		96
107) 1,3,5-Trichlorobenzene	13.676	180	2260251	141.085	ug/L		98
108) Hexachlorobutadiene	14.244	225	1022063	129.790	ug/L		99
109) 1,2,4-Trichlorobenzene	14.277	180	1822167	145.049	ug/L		99
110) Naphthalene	14.573	128	3654486	155.791	ug/L		100
111) 1,2,3-Trichlorobenzene	14.737	180	1459735	141.486	ug/L		99

(#) = qualifier out of range (m) = manual integration (+) = signals summed

Quantitation Report (QT Reviewed)

Data Path : I:\VOLATILES\Gonzo\2022\220425N\
Data File : VG220425N12.D
Acq On : 25 Apr 2022 11:26 pm
Operator : GONZO:MKS
Sample : I8260STD120PPB
Misc : WG1631147
ALS Vial : 12 Sample Multiplier: 1

Quant Time: Apr 26 11:53:38 2022
Quant Method : I:\VOLATILES\Gonzo\2022\220425N\G_220425N_8260.m
Quant Title : VOLATILES BY GC/MS
QLast Update : Tue Apr 26 11:40:16 2022
Response via : Initial Calibration

Sub List : 8260-Curve - Megamix plus Diox0425N\VG220425N09.D•

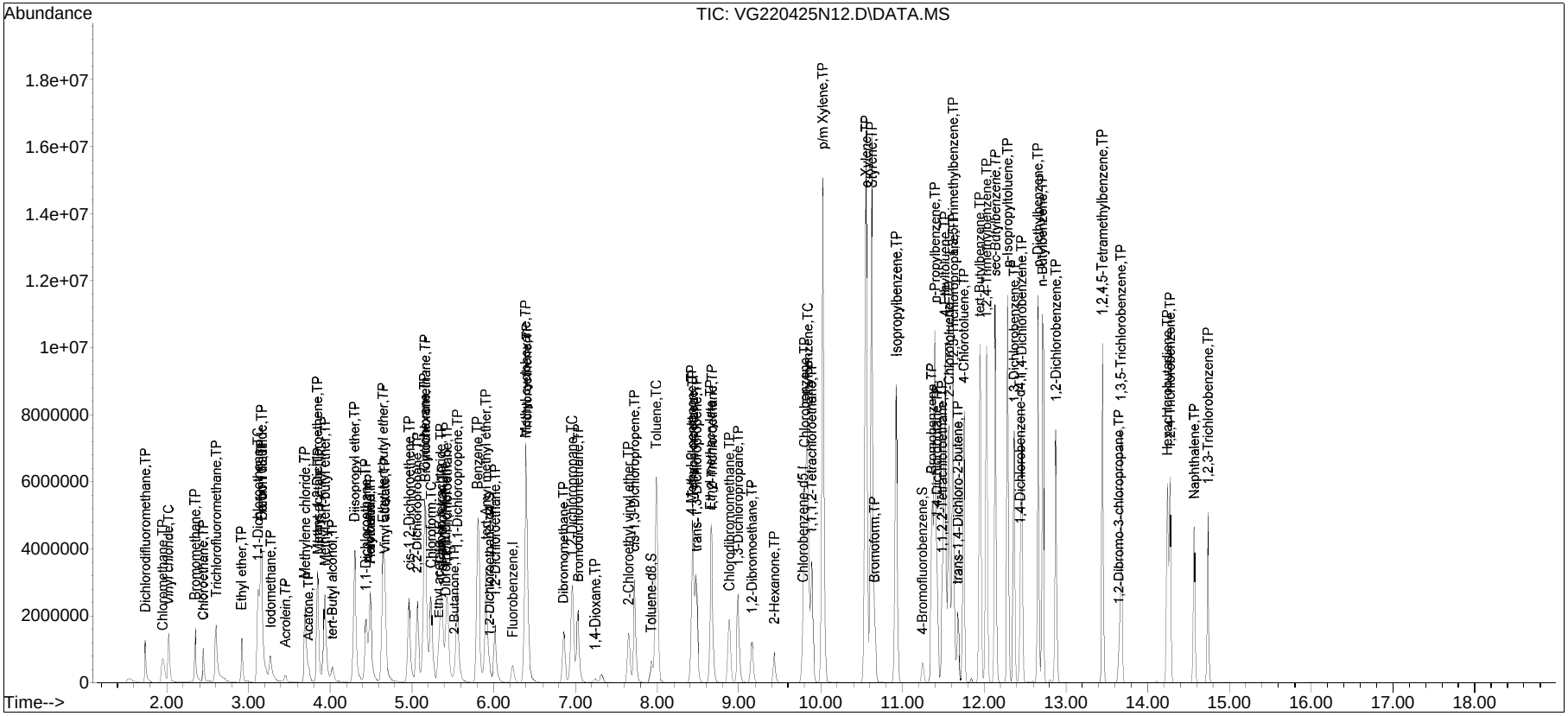

Manual Integration Report

Data Path : I:\VOLATILES\Gonzo\2022\22QMethod : G_220425N_8260.m
Data File : VG220425N12.D Operator : GONZO:MKS
Date Inj'd : 4/25/2022 11:26 pm Instrument : Gonzo
Sample : I8260STD120PPB Quant Date : 4/26/2022 11:41 am

Compound #91: 1,2,3-Trichloropropane

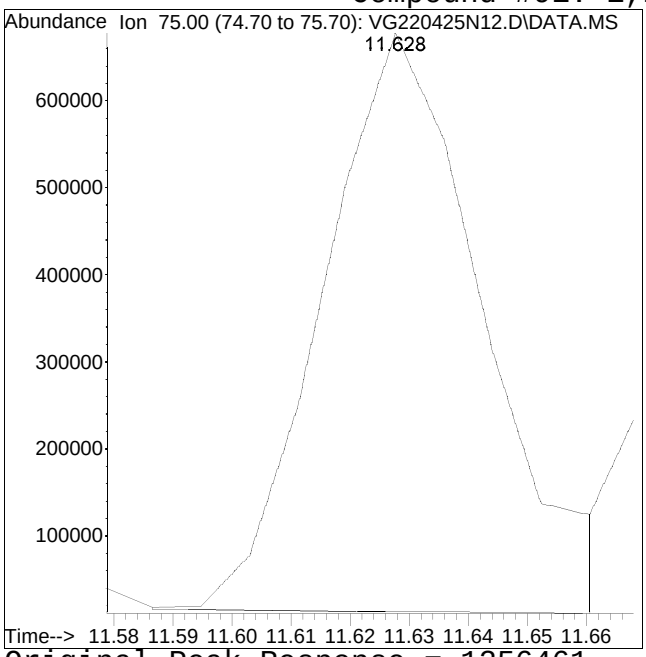

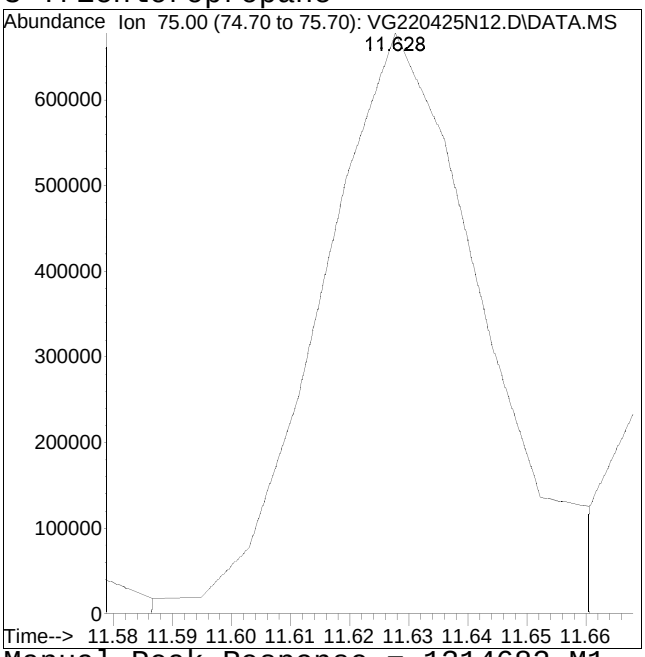

Original Peak Response = 1256461 Manual Peak Response = 1314682 M1
M1 = Split or tailing peak, auto integration stopped early resulting in false low area count.

Quantitation Report (QT Reviewed)

Data Path : I:\VOLATILES\Gonzo\2022\220425N\
Data File : VG220425N13.D
Acq On : 25 Apr 2022 11:52 pm
Operator : GONZO:MKS
Sample : I8260STD200PPB
Misc : WG1631147
ALS Vial : 13 Sample Multiplier: 1

Quant Time: Apr 26 11:56:18 2022
Quant Method : I:\VOLATILES\Gonzo\2022\220425N\G_220425N_8260.m
Quant Title : VOLATILES BY GC/MS
QLast Update : Tue Apr 26 11:40:16 2022
Response via : Initial Calibration

CCAL FILE(s) : 1 - I:\VOLATILES\Gonzo\2022\220425N\VG220425N09.D
Sub List : 8260-Curve - Megamix plus Diox

Compound	R.T.	QIon	Response	Conc	Units	Dev(Min)
Internal Standards						
1) Fluorobenzene	6.231	96	586539	10.000	ug/L	0.00
Standard Area 1 = 522578			Recovery = 112.24%			
59) Chlorobenzene-d5	9.785	117	476061	10.000	ug/L	0.00
Standard Area 1 = 411669			Recovery = 115.64%			
79) 1,4-Dichlorobenzene-d4	12.442	152	287232	10.000	ug/L	0.00
Standard Area 1 = 239506			Recovery = 119.93%			
System Monitoring Compounds						
36) Dibromofluoromethane	5.418	113	153466	10.064	ug/L	0.00
Spiked Amount 10.000	Range 70 - 130		Recovery = 100.64%			
43) 1,2-Dichloroethane-d4	5.949	65	184463	9.697	ug/L	0.00
Spiked Amount 10.000	Range 70 - 130		Recovery = 96.97%			
60) Toluene-d8	7.930	98	578405	9.651	ug/L	0.00
Spiked Amount 10.000	Range 70 - 130		Recovery = 96.51%			
83) 4-Bromofluorobenzene	11.249	95	232553	9.706	ug/L	0.00
Spiked Amount 10.000	Range 70 - 130		Recovery = 97.06%			
Target Compounds						Qvalue
2) Dichlorodifluoromethane	1.741	85	1804390	193.489	ug/L	98
3) Chloromethane	1.953	50	2136527	190.147	ug/L	99
4) Vinyl chloride	2.022	62	2331576	204.808	ug/L	99
5) Bromomethane	2.348	94	1537390	318.344	ug/L	98
6) Chloroethane	2.447	64	1097073M1	128.352	ug/L	
7) Trichlorofluoromethane	2.599	101	3498781	212.909	ug/L	99
8) Ethyl ether	2.918	74	953408	204.976	ug/L	81
10) 1,1-Dichloroethene	3.123	96	1933847	212.407	ug/L	87
11) Carbon disulfide	3.154	76	5329971	223.186	ug/L	100
12) Freon-113	3.154	101	2022650	213.163	ug/L	85
13) Iodomethane	3.268	142	2087731	395.162	ug/L	99
14) Acrolein	3.450	56	342116	199.548	ug/L	97
15) Methylene chloride	3.693	84	2045336	208.141	ug/L	83
17) Acetone	3.731	43	646837	213.888	ug/L	98
18) trans-1,2-Dichloroethene	3.845	96	2069471	211.002	ug/L	89
19) Methyl acetate	3.853	43	1485102	222.753	ug/L	92
20) Methyl tert-butyl ether	3.936	73	5401470	221.510	ug/L	92
21) tert-Butyl alcohol	4.027	59	1033276	1058.866	ug/L	99
22) Diisopropyl ether	4.293	45	7698781	226.693	ug/L	96
23) 1,1-Dichloroethane	4.438	63	4011662	209.841	ug/L	99
24) Halothane	4.491	117	1669583	218.396	ug/L	100

Data Path : I:\VOLATILES\Gonzo\2022\220425N\
Data File : VG220425N13.D
Acq On : 25 Apr 2022 11:52 pm
Operator : GONZO:MKS
Sample : I8260STD200PPB
Misc : WG1631147
ALS Vial : 13 Sample Multiplier: 1

Quant Time: Apr 26 11:56:18 2022
Quant Method : I:\VOLATILES\Gonzo\2022\220425N\G_220425N_8260.m
Quant Title : VOLATILES BY GC/MS
QLast Update : Tue Apr 26 11:40:16 2022
Response via : Initial Calibration

CCAL FILE(s) : 1 - I:\VOLATILES\Gonzo\2022\220425N\VG220425N09.D
Sub List : 8260-Curve - Megamix plus Diox

Compound	R.T.	QIon	Response	Conc	Units		Dev(Min)
25) Acrylonitrile	4.491	53	746592	213.348	ug/L		94
26) Ethyl tert-butyl ether	4.650	59	7106118	231.404	ug/L		88
27) Vinyl acetate	4.673	43	5315866	265.954	ug/L		97
28) cis-1,2-Dichloroethene	4.969	96	2326438	211.935	ug/L		92
29) 2,2-Dichloropropane	5.068	77	3291369	214.676	ug/L		97
30) Bromochloromethane	5.167	128	962764	189.246	ug/L	#	84
31) Cyclohexane	5.159	56	4234619	220.505	ug/L		83
32) Chloroform	5.235	83	3927478	211.809	ug/L		97
33) Ethyl acetate	5.334	43	2161745	221.373	ug/L	#	96
34) Carbon tetrachloride	5.364	117	3144848	233.810	ug/L		98
35) Tetrahydrofuran	5.380	42	641674	187.105	ug/L		88
37) 1,1,1-Trichloroethane	5.433	97	3423555	217.007	ug/L		97
39) 2-Butanone	5.524	43	1030686	216.003	ug/L	#	74
40) 1,1-Dichloropropene	5.554	75	2969422	219.129	ug/L		99
41) Benzene	5.805	78	9011465	221.522	ug/L		95
42) tert-Amyl methyl ether	5.904	73	6176375	232.519	ug/L		99
44) 1,2-Dichloroethane	6.018	62	2879587	209.609	ug/L		99
47) Methyl cyclohexane	6.390	83	4310598	224.459	ug/L	#	80
48) Trichloroethene	6.405	95	2426929	219.645	ug/L		97
50) Dibromomethane	6.861	93	1269257	208.524	ug/L		97
51) 1,2-Dichloropropane	6.960	63	2278391	207.248	ug/L		98
53) 2-Chloroethyl vinyl ether	7.650	63	1399555	222.548	ug/L		94
54) Bromodichloromethane	7.034	83	3052418	216.829	ug/L		100
57) 1,4-Dioxane	7.242	88	224806	1898.424	ug/L		90
58) cis-1,3-Dichloropropene	7.722	75	3623046	220.915	ug/L	#	90
61) Toluene	7.987	92	5536199	210.075	ug/L		95
62) 4-Methyl-2-pentanone	8.424	58	811055	231.179	ug/L		91
63) Tetrachloroethene	8.438	166	2521878	215.032	ug/L		95
65) trans-1,3-Dichloropropene	8.481	75	3405116	230.991	ug/L		97
67) Ethyl methacrylate	8.653	69	2749804	221.117	ug/L		93
68) 1,1,2-Trichloroethane	8.667	83	1611411	226.648	ug/L		97
69) Chlorodibromomethane	8.882	129	2333367	240.198	ug/L		99
70) 1,3-Dichloropropane	8.990	76	3198579	211.980	ug/L		100
71) 1,2-Dibromoethane	9.162	107	1897047	213.893	ug/L		100
72) 2-Hexanone	9.434	43	1622750	199.510	ug/L		95
73) Chlorobenzene	9.810	112	6390633	219.811	ug/L		96
74) Ethylbenzene	9.843	91	11845602	224.429	ug/L		98
75) 1,1,1,2-Tetrachloroethane	9.892	131	2366416	238.564	ug/L		98
76) p/m Xylene	10.032	106	9398242	462.524	ug/L		98
77) o Xylene	10.558	106	9054981	460.240	ug/L		99

Data Path : I:\VOLATILES\Gonzo\2022\220425N\
Data File : VG220425N13.D
Acq On : 25 Apr 2022 11:52 pm
Operator : GONZO:MKS
Sample : I8260STD200PPB
Misc : WG1631147
ALS Vial : 13 Sample Multiplier: 1

Quant Time: Apr 26 11:56:18 2022
Quant Method : I:\VOLATILES\Gonzo\2022\220425N\G_220425N_8260.m
Quant Title : VOLATILES BY GC/MS
QLast Update : Tue Apr 26 11:40:16 2022
Response via : Initial Calibration

CCAL FILE(s) : 1 - I:\VOLATILES\Gonzo\2022\220425N\VG220425N09.D
Sub List : 8260-Curve - Megamix plus Diox

	Compound	R.T.	QIon	Response	Conc	Units		Dev(Min)
78)	Styrene	10.624	104	15558818	481.081	ug/L		95
80)	Bromoform	10.657	173	1663206	255.241	ug/L		99
82)	Isopropylbenzene	10.929	105	12171996	220.206	ug/L		98
84)	Bromobenzene	11.365	156	2770037	204.358	ug/L		99
85)	n-Propylbenzene	11.398	91	14647927	217.477	ug/L		97
86)	1,4-Dichlorobutane	11.422	55	3769894	219.749	ug/L		99
87)	1,1,2,2-Tetrachloroethane	11.496	83	2487714	224.318	ug/L		99
88)	4-Ethyltoluene	11.521	105	12149269	220.235	ug/L		98
89)	2-Chlorotoluene	11.570	91	8553119	225.157	ug/L		98
90)	1,3,5-Trimethylbenzene	11.620	105	10752512	224.602	ug/L		97
91)	1,2,3-Trichloropropane	11.628	75	2305094M1	231.942	ug/L		
92)	trans-1,4-Dichloro-2-b...	11.677	53	851237	237.549	ug/L	#	95
93)	4-Chlorotoluene	11.751	91	8785007	222.980	ug/L		96
94)	tert-Butylbenzene	11.949	119	8943440	216.812	ug/L		95
97)	1,2,4-Trimethylbenzene	12.031	105	10389142	227.882	ug/L		97
98)	sec-Butylbenzene	12.138	105	13909387	217.947	ug/L		97
99)	p-Isopropyltoluene	12.294	119	12010602	225.657	ug/L		97
100)	1,3-Dichlorobenzene	12.368	146	5638927	219.697	ug/L		98
101)	1,4-Dichlorobenzene	12.459	146	5637528	215.292	ug/L		99
102)	p-Diethylbenzene	12.664	119	7042761	230.206	ug/L		96
103)	n-Butylbenzene	12.714	91	10717139	235.498	ug/L		98
104)	1,2-Dichlorobenzene	12.878	146	5233556	215.470	ug/L		98
105)	1,2,4,5-Tetramethylben...	13.446	119	9177804	273.198	ug/L		95
106)	1,2-Dibromo-3-chloropr...	13.652	155	466766	217.484	ug/L		97
107)	1,3,5-Trichlorobenzene	13.676	180	3774510	218.306	ug/L		98
108)	Hexachlorobutadiene	14.244	225	1681852	197.894	ug/L		99
109)	1,2,4-Trichlorobenzene	14.277	180	3028227	223.356	ug/L		98
110)	Naphthalene	14.573	128	6488569	256.299	ug/L		100
111)	1,2,3-Trichlorobenzene	14.737	180	2410187	216.457	ug/L		98

(#) = qualifier out of range (m) = manual integration (+) = signals summed

Quantitation Report (QT Reviewed)

Data Path : I:\VOLATILES\Gonzo\2022\220425N\
Data File : VG220425N13.D
Acq On : 25 Apr 2022 11:52 pm
Operator : GONZO:MKS
Sample : I8260STD200PPB
Misc : WG1631147
ALS Vial : 13 Sample Multiplier: 1

Quant Time: Apr 26 11:56:18 2022
Quant Method : I:\VOLATILES\Gonzo\2022\220425N\G_220425N_8260.m
Quant Title : VOLATILES BY GC/MS
QLast Update : Tue Apr 26 11:40:16 2022
Response via : Initial Calibration

Sub List : 8260-Curve - Megamix plus Diox0425N\VG220425N09.D•

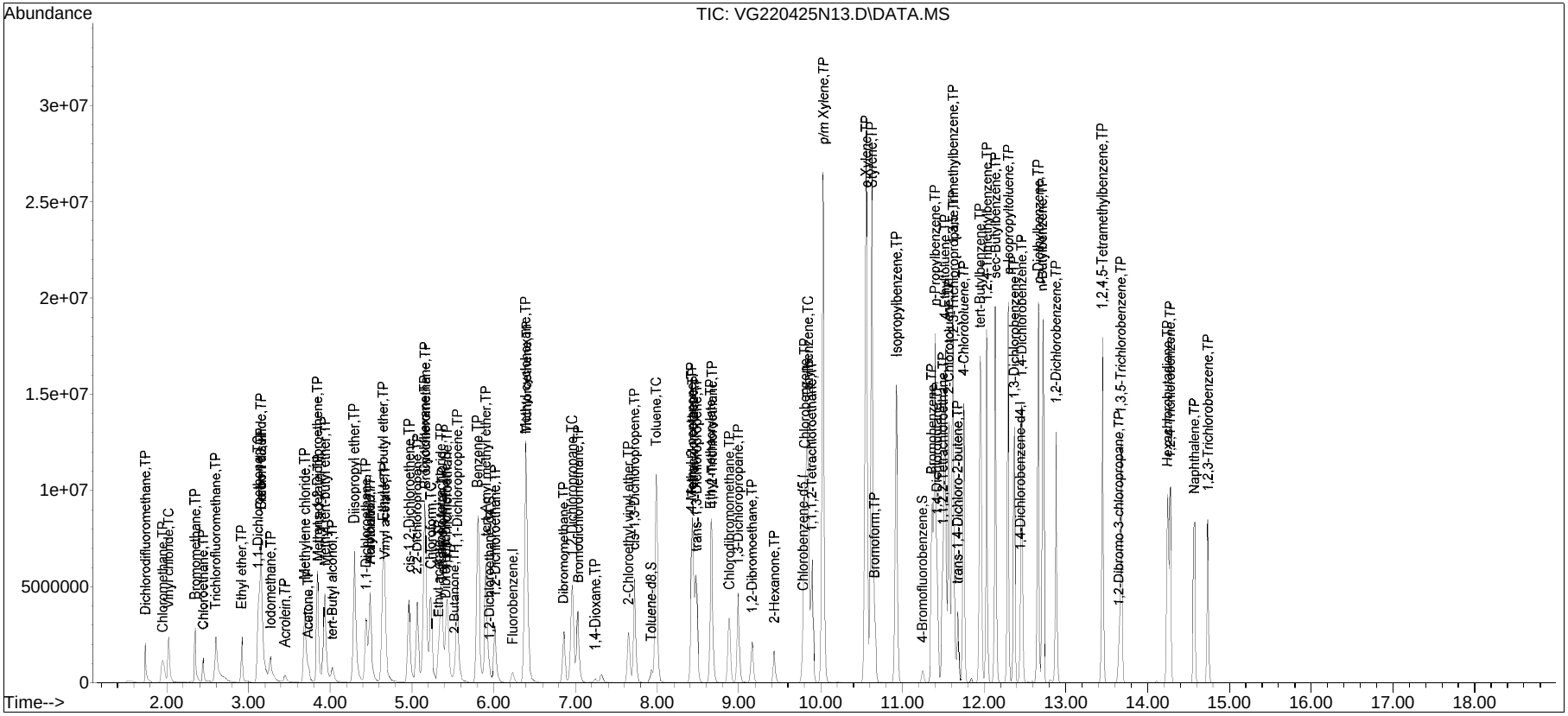

Manual Integration Report

Data Path : I:\VOLATILES\Gonzo\2022\22QMethod : G_220425N_8260.m
Data File : VG220425N13.D Operator : GONZO:MKS
Date Inj'd : 4/25/2022 11:52 pm Instrument : Gonzo
Sample : I8260STD200PPB Quant Date : 4/26/2022 11:41 am

Compound #6: Chloroethane

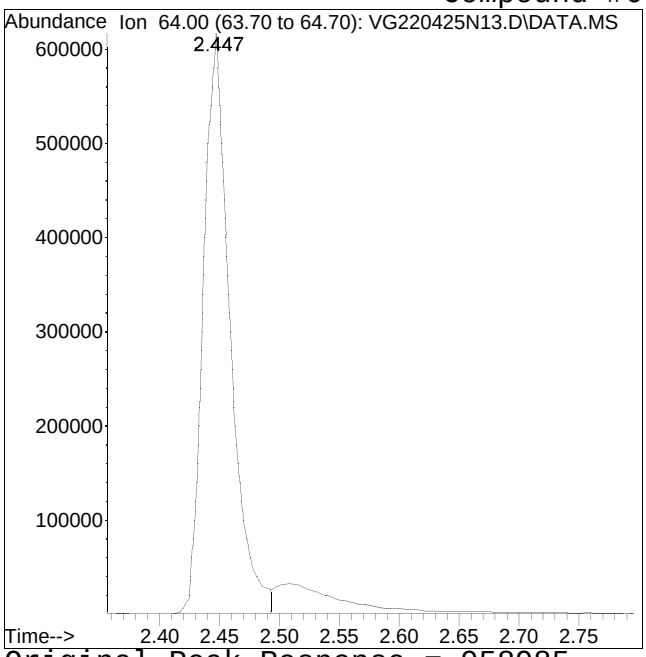

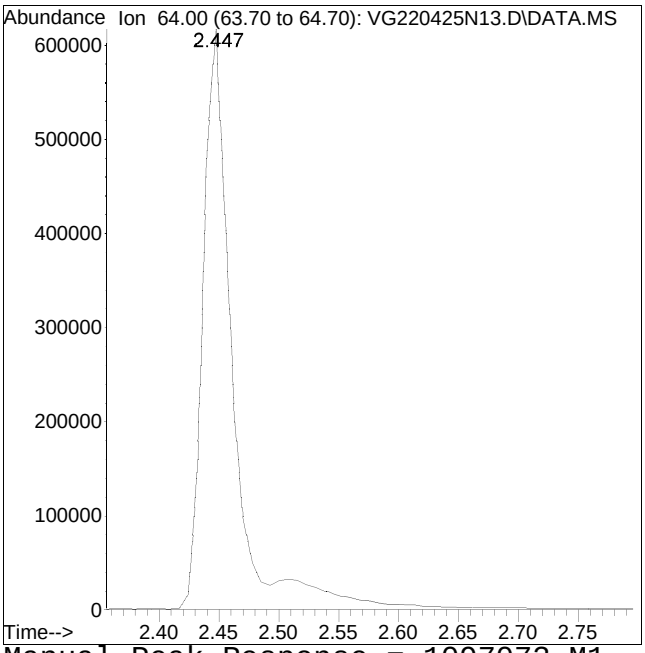

Original Peak Response = 958985 Manual Peak Response = 1097073 M1
M1 = Split or tailing peak, auto integration stopped early resulting in false low area count.

Manual Integration Report

Data Path : I:\VOLATILES\Gonzo\2022\22QMethod : G_220425N_8260.m
Data File : VG220425N13.D Operator : GONZO:MKS
Date Inj'd : 4/25/2022 11:52 pm Instrument : Gonzo
Sample : I8260STD200PPB Quant Date : 4/26/2022 11:41 am

Compound #91: 1,2,3-Trichloropropane

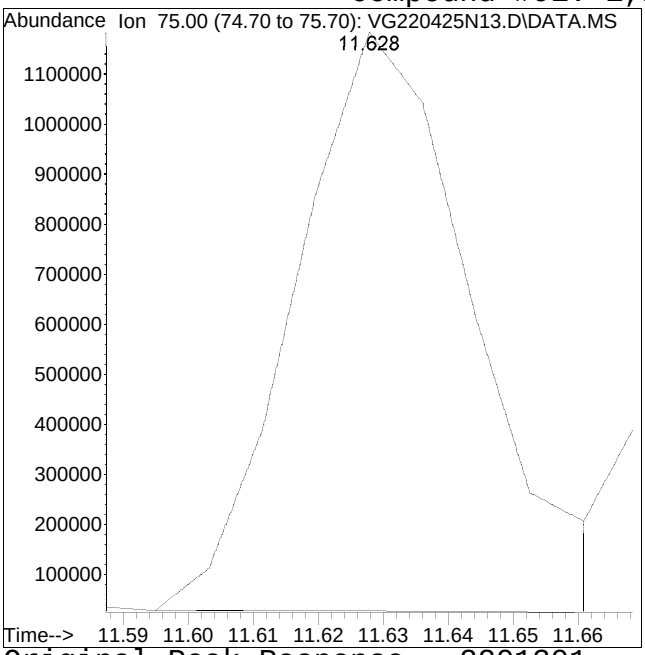

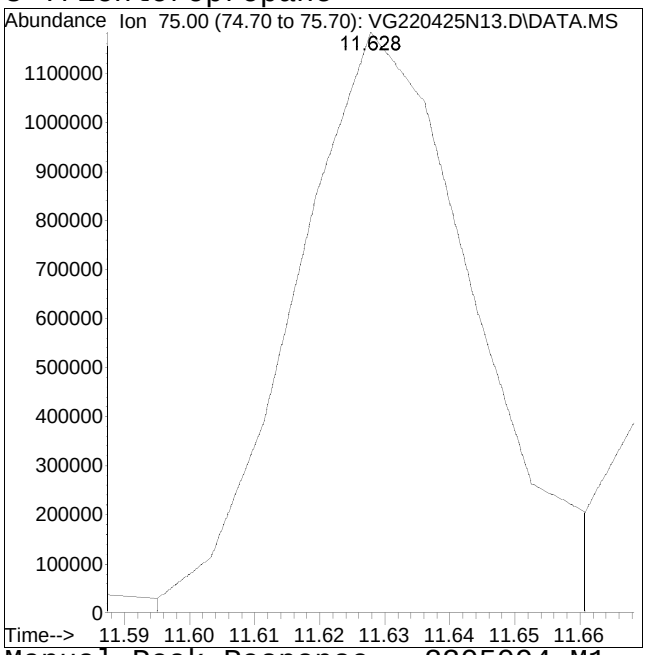

Original Peak Response = 2201301 Manual Peak Response = 2305094 M1

M1 = Split or tailing peak, auto integration stopped early resulting in false low area count.

Evaluate Continuing Calibration Report

Data Path : I:\VOLATILES\Gonzo\2022\220425N\
Data File : VG220425N20.D
Acq On : 26 Apr 2022 2:56 am
Operator : GONZO:MKS
Sample : C8260STD10PPB
Misc : WG1631147
ALS Vial : 20 Sample Multiplier: 1

Quant Time: Apr 26 12:03:27 2022
Quant Method : I:\VOLATILES\Gonzo\2022\220425N\G_220425N_8260.m
Quant Title : VOLATILES BY GC/MS
QLast Update : Tue Apr 26 12:00:50 2022
Response via : Initial Calibration

Min. RRF : 0.000 Min. Rel. Area : 50% Max. R.T. Dev 0.50min
Max. RRF Dev : 20% Max. Rel. Area : 200%

		Compound	AvgRF	CCRF	%Dev	Area%	Dev(min)
1	I	Fluorobenzene	1.000	1.000	0.0	102	0.00
2	TP	Dichlorodifluoromethane	0.150	0.174	-16.0	111	0.00
3	TP	Chloromethane	0.187	0.214	-14.4	113	0.00
4	TC	Vinyl chloride	0.187	0.204	-9.1	107	0.00
5	TP	Bromomethane	0.102	0.114	-11.8	140	0.00
6	TP	Chloroethane	0.140	0.150	-7.1	104	0.00
7	TP	Trichlorofluoromethane	0.272	0.283	-4.0	103	0.00
8	TP	Ethyl ether	0.079	0.090	-13.9	116	0.00
10	TC	1,1-Dichloroethene	0.152	0.147	3.3	96	0.00
11	TP	Carbon disulfide	0.417	0.431	-3.4	108	0.00
12	TP	Freon-113	0.159	0.164	-3.1	103	0.00
13	TP	Iodomethane	* 10.000	5.169	48.3#	58	0.00
14	TP	Acrolein	0.030	0.025	16.7	86	0.00
15	TP	Methylene chloride	0.169	0.164	3.0	100	0.00
17	TP	Acetone	* 10.000	7.544	24.6#	88	0.00
18	TP	trans-1,2-Dichloroethene	0.164	0.162	1.2	98	0.00
19	TP	Methyl acetate	0.118	0.101	14.4	90	0.00
20	TP	Methyl tert-butyl ether	0.430	0.421	2.1	103	0.00
21	TP	tert-Butyl alcohol	0.017	0.014	17.6	88	0.00
22	TP	Diisopropyl ether	0.599	0.538	10.2	94	0.00
23	TP	1,1-Dichloroethane	0.323	0.324	-0.3	101	0.00
24	TP	Halothane	0.129	0.125	3.1	97	0.00
25	TP	Acrylonitrile	0.060	0.054	10.0	93	0.00
26	TP	Ethyl tert-butyl ether	0.535	0.475	11.2	92	0.00
27	TP	Vinyl acetate	0.413	0.304	26.4#	91	0.00
28	TP	cis-1,2-Dichloroethene	0.190	0.179#	5.8	97	0.00
29	TP	2,2-Dichloropropane	0.264	0.238	9.8	92	0.00
30	TP	Bromochloromethane	0.083	0.083#	0.0	98	0.00
31	TP	Cyclohexane	0.330	0.295	10.6	92	0.00
32	TC	Chloroform	0.319	0.289	9.4	93	0.00
33	TP	Ethyl acetate	0.179	0.141	21.2#	86	0.00
34	TP	Carbon tetrachloride	0.235	0.218	7.2	97	0.00
35	TP	Tetrahydrofuran	0.057	0.048	15.8	84	0.00
36	S	Dibromofluoromethane	0.265	0.260	1.9	102	0.00
37	TP	1,1,1-Trichloroethane	0.270	0.284	-5.2	107	0.00
39	TP	2-Butanone	0.084	0.067	20.2#	83	0.00
40	TP	1,1-Dichloropropene	0.232	0.224	3.4	99	0.00
41	TP	Benzene	0.704	0.656	6.8	96	0.00
42	TP	tert-Amyl methyl ether	0.471	0.395	16.1	89	0.00

Evaluate Continuing Calibration Report

Data Path : I:\VOLATILES\Gonzo\2022\220425N\
Data File : VG220425N20.D
Acq On : 26 Apr 2022 2:56 am
Operator : GONZO:MKS
Sample : C8260STD10PPB
Misc : WG1631147
ALS Vial : 20 Sample Multiplier: 1

Quant Time: Apr 26 12:03:27 2022
Quant Method : I:\VOLATILES\Gonzo\2022\220425N\G_220425N_8260.m
Quant Title : VOLATILES BY GC/MS
QLast Update : Tue Apr 26 12:00:50 2022
Response via : Initial Calibration

Min. RRF : 0.000 Min. Rel. Area : 50% Max. R.T. Dev 0.50min
Max. RRF Dev : 20% Max. Rel. Area : 200%

		Compound	AvgRF	CCRF	%Dev	Area%	Dev(min)
43	S	1,2-Dichloroethane-d4	0.313	0.321	-2.6	101	0.00
44	TP	1,2-Dichloroethane	0.239	0.223	6.7	97	0.00
47	TP	Methyl cyclohexane	0.328	0.289	11.9	90	0.00
48	TP	Trichloroethene	0.192	0.183#	4.7	99	0.00
50	TP	Dibromomethane	0.105	0.097	7.6	95	0.00
51	TC	1,2-Dichloropropane	0.190	0.176	7.4	96	0.00
53	TP	2-Chloroethyl vinyl ether	0.110	0.091	17.3	86	0.00
54	TP	Bromodichloromethane	0.249	0.223#	10.4	95	0.00
57	TP	1,4-Dioxane	0.00194	0.00179#	7.7	90	0.00
58	TP	cis-1,3-Dichloropropene	0.282	0.256#	9.2	93	0.00
59	I	Chlorobenzene-d5	1.000	1.000	0.0	101	0.00
60	S	Toluene-d8	1.253	1.261	-0.6	101	0.00
61	TC	Toluene	0.562	0.531	5.5	97	0.00
62	TP	4-Methyl-2-pentanone	0.076	0.063	17.1	87	0.00
63	TP	Tetrachloroethene	0.248	0.236	4.8	97	0.00
65	TP	trans-1,3-Dichloropropene	0.323	0.288#	10.8	94	0.00
67	TP	Ethyl methacrylate	0.270	0.235	13.0	91	0.00
68	TP	1,1,2-Trichloroethane	0.157	0.140#	10.8	95	0.00
69	TP	Chlorodibromomethane	0.217	0.194#	10.6	96	0.00
70	TP	1,3-Dichloropropane	0.322	0.289	10.2	92	0.00
71	TP	1,2-Dibromoethane	0.191	0.169#	11.5	92	0.00
72	TP	2-Hexanone	0.177	0.138	22.0#	82	0.00
73	TP	Chlorobenzene	0.629	0.603	4.1	100	0.00
74	TC	Ethylbenzene	1.133	1.065	6.0	97	0.00
75	TP	1,1,1,2-Tetrachloroethane	0.221	0.203	8.1	99	0.00
76	TP	p/m Xylene	0.439	0.418	4.8	99	0.00
77	TP	o Xylene	0.433	0.407	6.0	100	0.00
78	TP	Styrene	0.710	0.679	4.4	101	0.00
79	I	1,4-Dichlorobenzene-d4	1.000	1.000	0.0	104	0.00
80	TP	Bromoform	0.248	0.211	14.9	97	0.00
82	TP	Isopropylbenzene	1.972	1.839	6.7	99	0.00
83	S	4-Bromofluorobenzene	0.841	0.822	2.3	102	0.00
84	TP	Bromobenzene	0.478	0.452	5.4	99	0.00
85	TP	n-Propylbenzene	2.395	2.250	6.1	99	0.00
86	TP	1,4-Dichlorobutane	0.627	0.567	9.6	98	0.00
87	TP	1,1,2,2-Tetrachloroethane	0.408	0.352	13.7	95	0.00
88	TP	4-Ethyltoluene	1.981	1.862	6.0	100	0.00

Evaluate Continuing Calibration Report

Data Path : I:\VOLATILES\Gonzo\2022\220425N\
Data File : VG220425N20.D
Acq On : 26 Apr 2022 2:56 am
Operator : GONZO:MKS
Sample : C8260STD10PPB
Misc : WG1631147
ALS Vial : 20 Sample Multiplier: 1

Quant Time: Apr 26 12:03:27 2022
Quant Method : I:\VOLATILES\Gonzo\2022\220425N\G_220425N_8260.m
Quant Title : VOLATILES BY GC/MS
QLast Update : Tue Apr 26 12:00:50 2022
Response via : Initial Calibration

Min. RRF : 0.000 Min. Rel. Area : 50% Max. R.T. Dev 0.50min
Max. RRF Dev : 20% Max. Rel. Area : 200%

	Compound	AvgRF	CCRF	%Dev	Area%	Dev(min)
89 TP	2-Chlorotoluene	1.390	1.255	9.7	98	0.00
90 TP	1,3,5-Trimethylbenzene	1.718	1.549	9.8	96	0.00
91 TP	1,2,3-Trichloropropane	0.378	0.312	17.5	93	0.00
92 TP	trans-1,4-Dichloro-2-butene	0.135	0.105	22.2#	87	0.00
93 TP	4-Chlorotoluene	1.425	1.286	9.8	97	0.00
94 TP	tert-Butylbenzene	1.474	1.366	7.3	99	0.00
97 TP	1,2,4-Trimethylbenzene	1.644	1.503	8.6	98	0.00
98 TP	sec-Butylbenzene	2.263	2.069	8.6	96	0.00
99 TP	p-Isopropyltoluene	1.920	1.751	8.8	98	0.00
100 TP	1,3-Dichlorobenzene	0.925	0.864	6.6	100	0.00
101 TP	1,4-Dichlorobenzene	0.935	0.871	6.8	99	0.00
102 TP	p-Diethylbenzene	1.102	0.976	11.4	95	0.00
103 TP	n-Butylbenzene	1.651	1.561	5.5	102	0.00
104 TP	1,2-Dichlorobenzene	0.865	0.793	8.3	97	0.00
105 TP	1,2,4,5-Tetramethylbenzene	1.326	1.123	15.3	99	0.00
106 TP	1,2-Dibromo-3-chloropropane	0.075	0.064	14.7	89	0.00
107 TP	1,3,5-Trichlorobenzene	0.619	0.576	6.9	99	0.00
108 TP	Hexachlorobutadiene	0.295	0.280	5.1	98	0.00
109 TP	1,2,4-Trichlorobenzene	0.499	0.460	7.8	101	0.00
110 TP	Naphthalene	0.971	0.826	14.9	97	0.00
111 TP	1,2,3-Trichlorobenzene	0.406	0.367#	9.6	98	0.00

* Evaluation of CC level amount vs concentration.
(#) = Out of Range SPCC's out = 11 CCC's out = 0

Quantitation Report (QT Reviewed)

Data Path : I:\VOLATILES\Gonzo\2022\220425N\
Data File : VG220425N20.D
Acq On : 26 Apr 2022 2:56 am
Operator : GONZO:MKS
Sample : C8260STD10PPB
Misc : WG1631147
ALS Vial : 20 Sample Multiplier: 1

Quant Time: Apr 26 12:03:27 2022
Quant Method : I:\VOLATILES\Gonzo\2022\220425N\G_220425N_8260.m
Quant Title : VOLATILES BY GC/MS
QLast Update : Tue Apr 26 12:00:50 2022
Response via : Initial Calibration

CCAL FILE(s) : 1 - I:\VOLATILES\Gonzo\2022\220425N\VG220425N09.D
Sub List : 8260-Curve - Megamix plus Diox

Compound	R.T.	QIon	Response	Conc	Units	Dev(Min)
Internal Standards						
1) Fluorobenzene	6.230	96	530950	10.000	ug/L	0.00
Standard Area 1 = 522578			Recovery = 101.60%			
59) Chlorobenzene-d5	9.785	117	416976	10.000	ug/L	0.00
Standard Area 1 = 411669			Recovery = 101.29%			
79) 1,4-Dichlorobenzene-d4	12.442	152	248068	10.000	ug/L	0.00
Standard Area 1 = 239506			Recovery = 103.57%			
System Monitoring Compounds						
36) Dibromofluoromethane	5.417	113	138018	9.810	ug/L	0.00
Spiked Amount 10.000	Range 70 - 130		Recovery = 98.10%			
43) 1,2-Dichloroethane-d4	5.949	65	170493	10.253	ug/L	0.00
Spiked Amount 10.000	Range 70 - 130		Recovery = 102.53%			
60) Toluene-d8	7.929	98	525848	10.067	ug/L	0.00
Spiked Amount 10.000	Range 70 - 130		Recovery = 100.67%			
83) 4-Bromofluorobenzene	11.249	95	203811	9.764	ug/L	0.00
Spiked Amount 10.000	Range 70 - 130		Recovery = 97.64%			
Target Compounds						Qvalue
2) Dichlorodifluoromethane	1.740	85	92576	11.601	ug/L	98
3) Chloromethane	1.953	50	113398	11.446	ug/L	98
4) Vinyl chloride	2.022	62	108099	10.861	ug/L	99
5) Bromomethane	2.348	94	60344	11.089	ug/L	97
6) Chloroethane	2.455	64	79497	10.700	ug/L	96
7) Trichlorofluoromethane	2.607	101	150497M1	10.422	ug/L	
8) Ethyl ether	2.918	74	47947	11.371	ug/L	86
10) 1,1-Dichloroethene	3.123	96	78251	9.689	ug/L	90
11) Carbon disulfide	3.154	76	228799	10.327	ug/L	98
12) Freon-113	3.154	101	87135	10.325	ug/L	86
13) Iodomethane	3.275	142	27225M1	5.169	ug/L	
14) Acrolein	3.457	56	13182M1	8.220	ug/L	
15) Methylene chloride	3.693	84	87240	9.719	ug/L	83
17) Acetone	3.738	43	23594	7.544	ug/L	100
18) trans-1,2-Dichloroethene	3.845	96	85939	9.878	ug/L	93
19) Methyl acetate	3.852	43	53658	8.561	ug/L	93
20) Methyl tert-butyl ether	3.936	73	223629	9.791	ug/L	94
21) tert-Butyl alcohol	4.027	59	38042	41.785	ug/L	92
22) Diisopropyl ether	4.293	45	285845	8.989	ug/L	96
23) 1,1-Dichloroethane	4.437	63	172116	10.036	ug/L	98
24) Halothane	4.491	117	66142	9.622	ug/L	100

Data Path : I:\VOLATILES\Gonzo\2022\220425N\
Data File : VG220425N20.D
Acq On : 26 Apr 2022 2:56 am
Operator : GONZO:MKS
Sample : C8260STD10PPB
Misc : WG1631147
ALS Vial : 20 Sample Multiplier: 1

Quant Time: Apr 26 12:03:27 2022
Quant Method : I:\VOLATILES\Gonzo\2022\220425N\G_220425N_8260.m
Quant Title : VOLATILES BY GC/MS
QLast Update : Tue Apr 26 12:00:50 2022
Response via : Initial Calibration

CCAL FILE(s) : 1 - I:\VOLATILES\Gonzo\2022\220425N\VG220425N09.D
Sub List : 8260-Curve - Megamix plus Diox

Compound	R.T.	QIon	Response	Conc	Units		Dev(Min)
25) Acrylonitrile	4.498	53	28858	9.095	ug/L		95
26) Ethyl tert-butyl ether	4.650	59	252254	8.872	ug/L		94
27) Vinyl acetate	4.673	43	161228	7.357	ug/L		97
28) cis-1,2-Dichloroethene	4.969	96	94961	9.412	ug/L		96
29) 2,2-Dichloropropane	5.068	77	126223	8.997	ug/L		99
30) Bromochloromethane	5.167	128	44279	10.005	ug/L	#	86
31) Cyclohexane	5.159	56	156771	8.956	ug/L		78
32) Chloroform	5.235	83	153592	9.066	ug/L		96
33) Ethyl acetate	5.341	43	74942	7.888	ug/L	#	96
34) Carbon tetrachloride	5.364	117	115723	9.290	ug/L		98
35) Tetrahydrofuran	5.387	42	25582M1	8.522	ug/L		
37) 1,1,1-Trichloroethane	5.433	97	150752	10.529	ug/L		97
39) 2-Butanone	5.531	43	35327	7.899	ug/L	#	78
40) 1,1-Dichloropropene	5.554	75	119120	9.651	ug/L		99
41) Benzene	5.805	78	348219	9.317	ug/L		96
42) tert-Amyl methyl ether	5.904	73	209574	8.383	ug/L		99
44) 1,2-Dichloroethane	6.018	62	118366	9.320	ug/L		99
47) Methyl cyclohexane	6.390	83	153702	8.834	ug/L		83
48) Trichloroethene	6.405	95	97129	9.526	ug/L		98
50) Dibromomethane	6.861	93	51721	9.317	ug/L		97
51) 1,2-Dichloropropane	6.960	63	93541	9.256	ug/L		98
53) 2-Chloroethyl vinyl ether	7.650	63	48268	8.237	ug/L		94
54) Bromodichloromethane	7.034	83	118655	8.984	ug/L		99
57) 1,4-Dioxane	7.242	88	47616	463.046	ug/L		89
58) cis-1,3-Dichloropropene	7.722	75	136140	9.078	ug/L		91
61) Toluene	7.987	92	221218	9.437	ug/L		98
62) 4-Methyl-2-pentanone	8.424	58	26426	8.304	ug/L		87
63) Tetrachloroethene	8.438	166	98301	9.499	ug/L		97
65) trans-1,3-Dichloropropene	8.481	75	120119	8.909	ug/L		98
67) Ethyl methacrylate	8.653	69	98109	8.729	ug/L		95
68) 1,1,2-Trichloroethane	8.667	83	58286	8.907	ug/L		99
69) Chlorodibromomethane	8.882	129	80949	8.934	ug/L		99
70) 1,3-Dichloropropane	8.989	76	120628	8.987	ug/L		99
71) 1,2-Dibromoethane	9.161	107	70520	8.849	ug/L		99
72) 2-Hexanone	9.434	43	57524	7.782	ug/L		94
73) Chlorobenzene	9.810	112	251550	9.592	ug/L		98
74) Ethylbenzene	9.843	91	444158	9.400	ug/L		100
75) 1,1,1,2-Tetrachloroethane	9.892	131	84725	9.197	ug/L		98
76) p/m Xylene	10.024	106	348331	19.049	ug/L		97
77) o Xylene	10.558	106	339192	18.778	ug/L		97

Data Path : I:\VOLATILES\Gonzo\2022\220425N\
Data File : VG220425N20.D
Acq On : 26 Apr 2022 2:56 am
Operator : GONZO:MKS
Sample : C8260STD10PPB
Misc : WG1631147
ALS Vial : 20 Sample Multiplier: 1

Quant Time: Apr 26 12:03:27 2022
Quant Method : I:\VOLATILES\Gonzo\2022\220425N\G_220425N_8260.m
Quant Title : VOLATILES BY GC/MS
QLast Update : Tue Apr 26 12:00:50 2022
Response via : Initial Calibration

CCAL FILE(s) : 1 - I:\VOLATILES\Gonzo\2022\220425N\VG220425N09.D
Sub List : 8260-Curve - Megamix plus Diox

	Compound	R.T.	QIon	Response	Conc	Units		Dev(Min)
78)	Styrene	10.624	104	566307	19.119	ug/L		97
80)	Bromoform	10.657	173	52449	8.517	ug/L		99
82)	Isopropylbenzene	10.920	105	456319	9.328	ug/L		99
84)	Bromobenzene	11.364	156	112119	9.449	ug/L		97
85)	n-Propylbenzene	11.397	91	558056	9.393	ug/L		99
86)	1,4-Dichlorobutane	11.422	55	140745	9.048	ug/L		98
87)	1,1,2,2-Tetrachloroethane	11.488	83	87391	8.640	ug/L		99
88)	4-Ethyltoluene	11.521	105	461921	9.401	ug/L		98
89)	2-Chlorotoluene	11.562	91	311262M1	9.028	ug/L		
90)	1,3,5-Trimethylbenzene	11.611	105	384176	9.014	ug/L		99
91)	1,2,3-Trichloropropane	11.628	75	77306M1	8.251	ug/L		
92)	trans-1,4-Dichloro-2-b...	11.677	53	26125	7.796	ug/L	#	97
93)	4-Chlorotoluene	11.743	91	318964	9.020	ug/L		100
94)	tert-Butylbenzene	11.948	119	338923	9.269	ug/L		97
97)	1,2,4-Trimethylbenzene	12.031	105	372733	9.142	ug/L		100
98)	sec-Butylbenzene	12.138	105	513342	9.143	ug/L		99
99)	p-Isopropyltoluene	12.286	119	434390	9.121	ug/L		99
100)	1,3-Dichlorobenzene	12.368	146	214303	9.336	ug/L		99
101)	1,4-Dichlorobenzene	12.459	146	216106	9.317	ug/L		99
102)	p-Diethylbenzene	12.656	119	242083	8.856	ug/L		98
103)	n-Butylbenzene	12.714	91	387260	9.456	ug/L		97
104)	1,2-Dichlorobenzene	12.878	146	196827	9.176	ug/L		99
105)	1,2,4,5-Tetramethylben...	13.446	119	278676	8.470	ug/L		96
106)	1,2-Dibromo-3-chloropr...	13.651	155	15898	8.585	ug/L		97
107)	1,3,5-Trichlorobenzene	13.676	180	142979	9.312	ug/L		99
108)	Hexachlorobutadiene	14.244	225	69558	9.514	ug/L		99
109)	1,2,4-Trichlorobenzene	14.277	180	114021	9.203	ug/L		99
110)	Naphthalene	14.573	128	204786	8.503	ug/L		100
111)	1,2,3-Trichlorobenzene	14.737	180	91042	9.038	ug/L		99

(#) = qualifier out of range (m) = manual integration (+) = signals summed

Quantitation Report (QT Reviewed)

Data Path : I:\VOLATILES\Gonzo\2022\220425N\
Data File : VG220425N20.D
Acq On : 26 Apr 2022 2:56 am
Operator : GONZO:MKS
Sample : C8260STD10PPB
Misc : WG1631147
ALS Vial : 20 Sample Multiplier: 1

Quant Time: Apr 26 12:03:27 2022
Quant Method : I:\VOLATILES\Gonzo\2022\220425N\G_220425N_8260.m
Quant Title : VOLATILES BY GC/MS
QLast Update : Tue Apr 26 12:00:50 2022
Response via : Initial Calibration

Sub List : 8260-Curve - Megamix plus Diox0425N\VG220425N09.D•

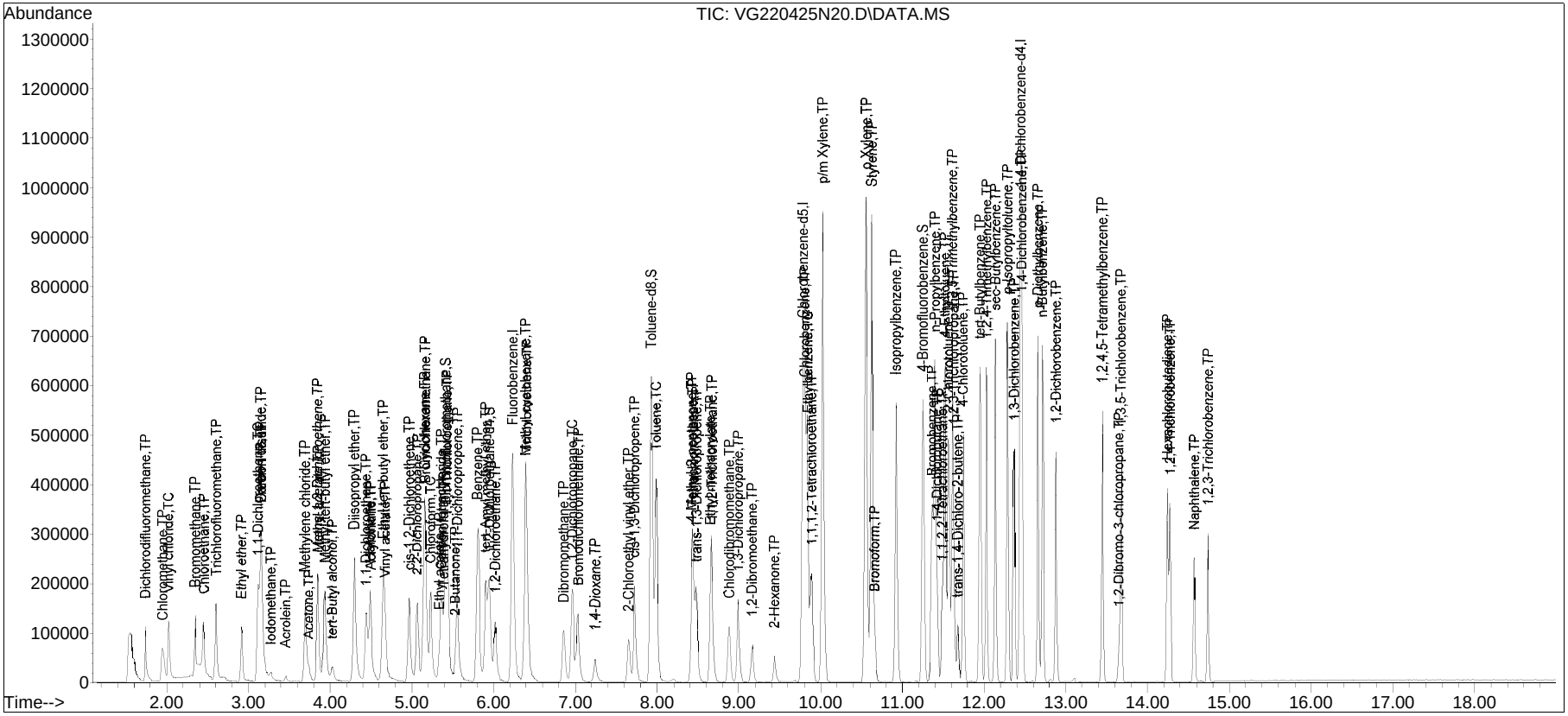

Manual Integration Report

Data Path : I:\VOLATILES\Gonzo\2022\22QMethod : G_220425N_8260.m
Data File : VG220425N20.D Operator : GONZO:MKS
Date Inj'd : 4/26/2022 2:56 am Instrument : Gonzo
Sample : C8260STD10PPB Quant Date : 4/26/2022 12:02 pm

Compound #7: Trichlorofluoromethane

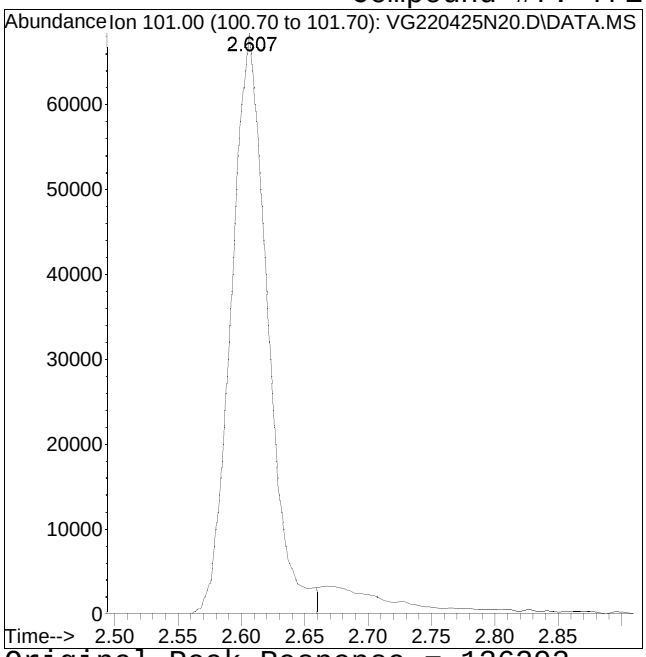

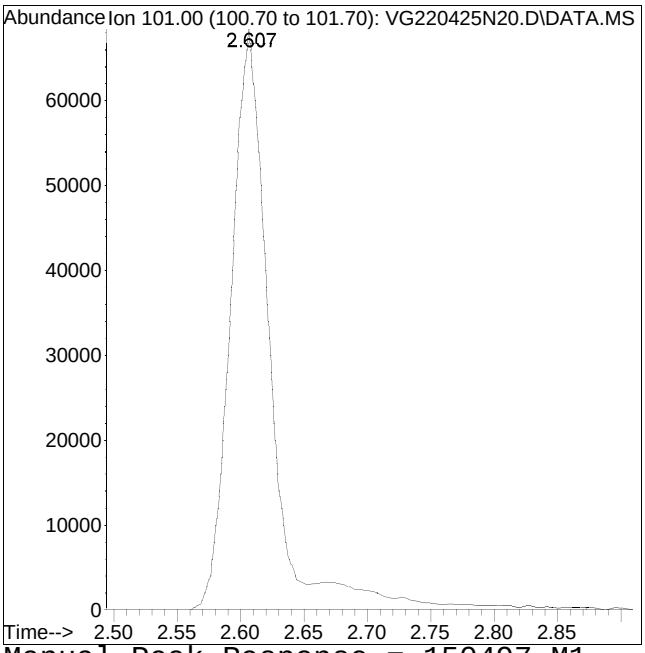

Original Peak Response = 136292 Manual Peak Response = 150497 M1
M1 = Split or tailing peak, auto integration stopped early resulting in false low area count.

Manual Integration Report

Data Path : I:\VOLATILES\Gonzo\2022\22QMethod : G_220425N_8260.m
Data File : VG220425N20.D Operator : GONZO:MKS
Date Inj'd : 4/26/2022 2:56 am Instrument : Gonzo
Sample : C8260STD10PPB Quant Date : 4/26/2022 12:02 pm

Compound #13: Iodomethane

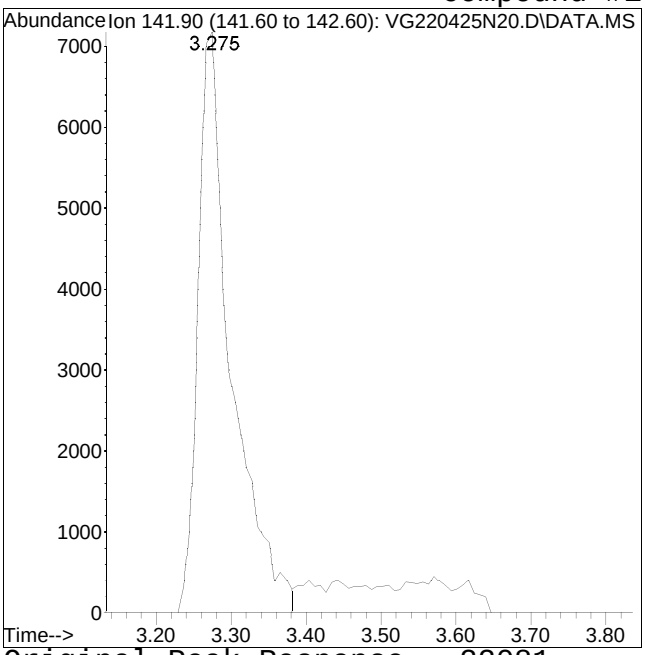

Original Peak Response = 22081

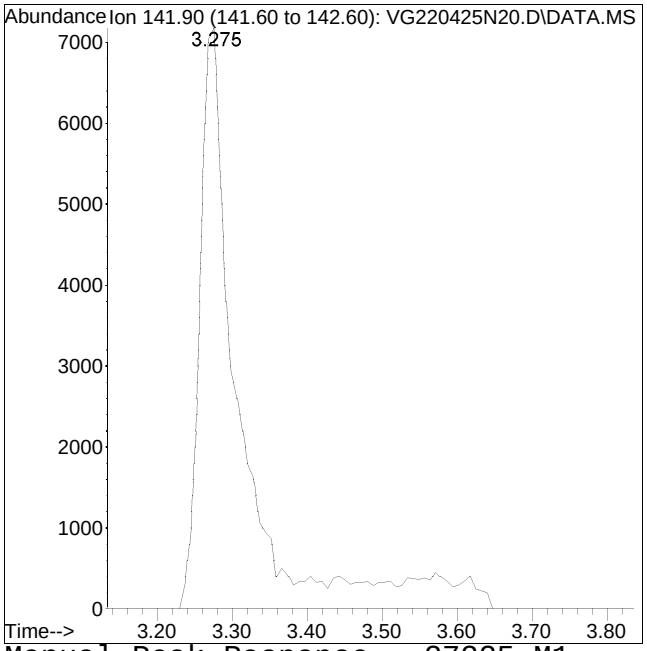

Manual Peak Response = 27225 M1

M1 = Split or tailing peak, auto integration stopped early resulting in false low area count.

Manual Integration Report

Data Path : I:\VOLATILES\Gonzo\2022\22QMethod : G_220425N_8260.m
Data File : VG220425N20.D Operator : GONZO:MKS
Date Inj'd : 4/26/2022 2:56 am Instrument : Gonzo
Sample : C8260STD10PPB Quant Date : 4/26/2022 12:02 pm

Compound #14: Acrolein

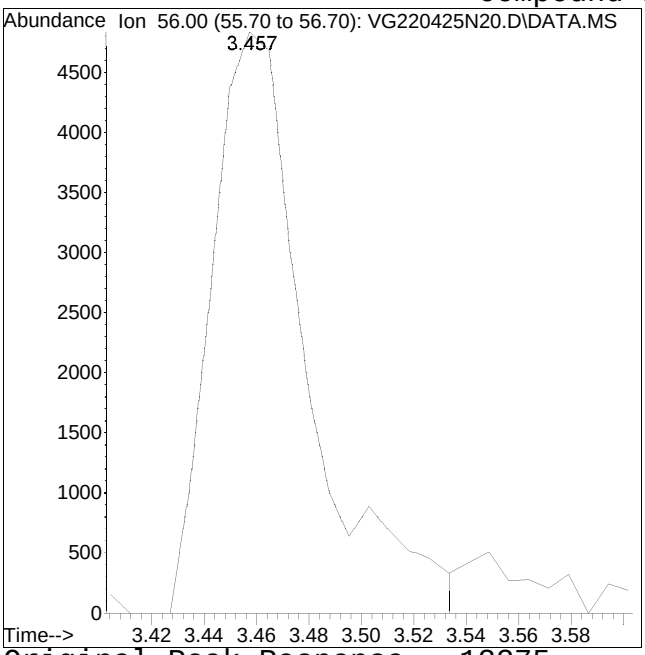

Original Peak Response = 12275

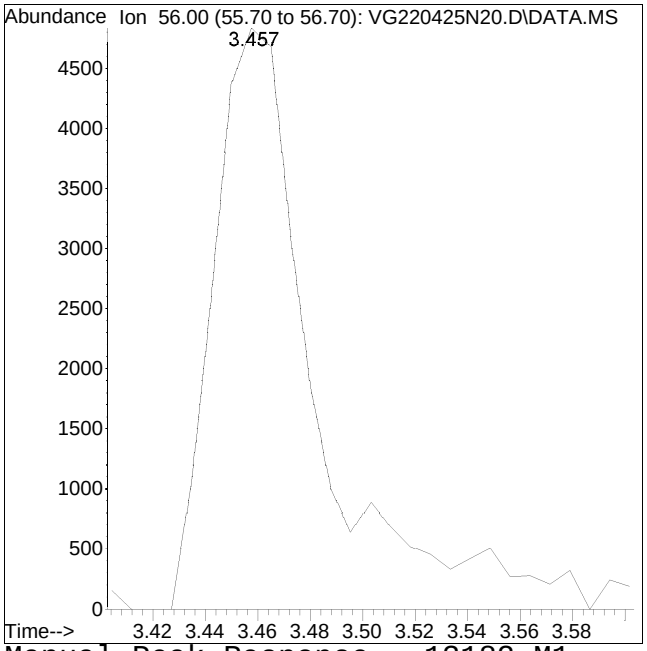

Manual Peak Response = 13182 M1

M1 = Split or tailing peak, auto integration stopped early resulting in false low area count.

Manual Integration Report

Data Path : I:\VOLATILES\Gonzo\2022\22QMethod : G_220425N_8260.m
Data File : VG220425N20.D Operator : GONZO:MKS
Date Inj'd : 4/26/2022 2:56 am Instrument : Gonzo
Sample : C8260STD10PPB Quant Date : 4/26/2022 12:02 pm

Compound #35: Tetrahydrofuran

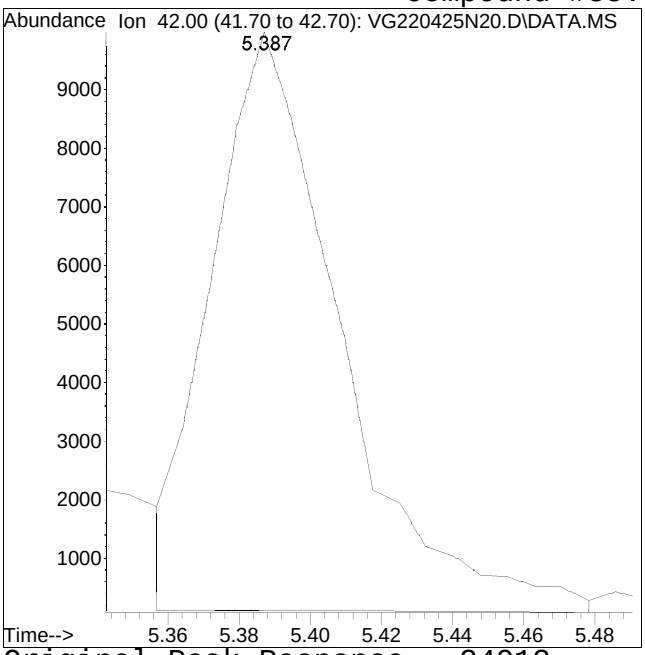

Original Peak Response = 24912

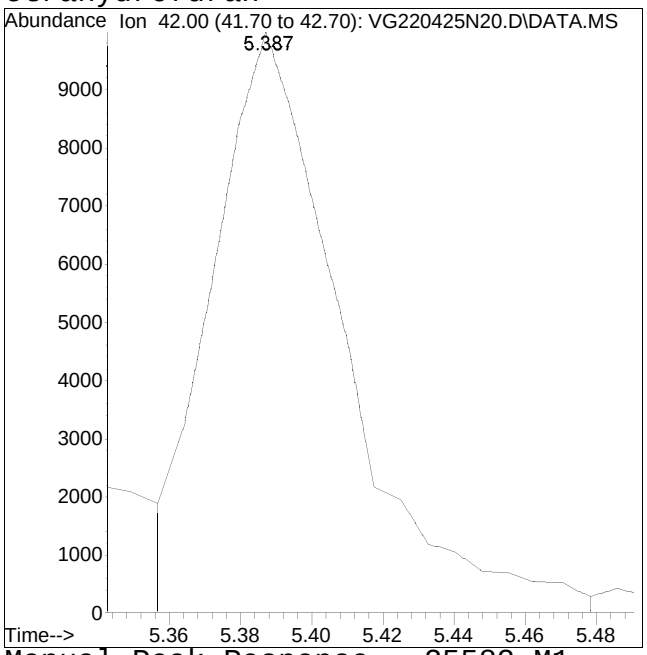

Manual Peak Response = 25582 M1

M1 = Split or tailing peak, auto integration stopped early resulting in false low area count.

Manual Integration Report

Data Path : I:\VOLATILES\Gonzo\2022\22QMethod : G_220425N_8260.m
Data File : VG220425N20.D Operator : GONZO:MKS
Date Inj'd : 4/26/2022 2:56 am Instrument : Gonzo
Sample : C8260STD10PPB Quant Date : 4/26/2022 12:02 pm

Compound #89: 2-Chlorotoluene

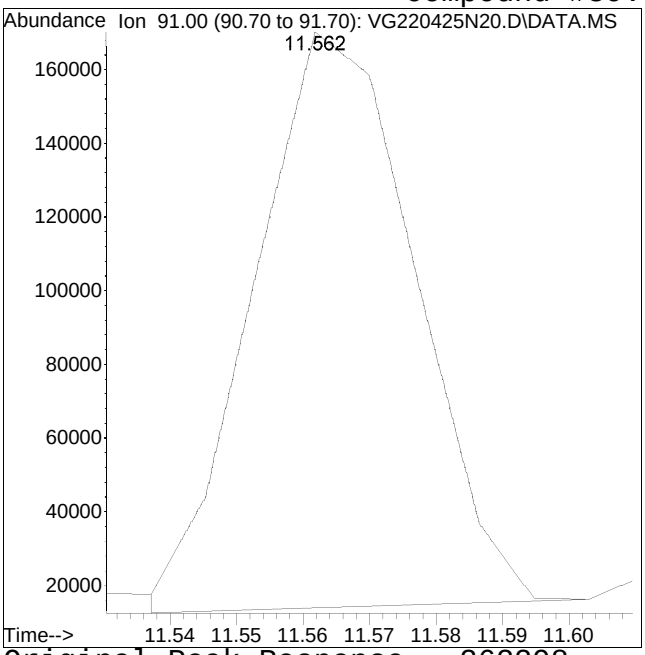

Original Peak Response = 262298

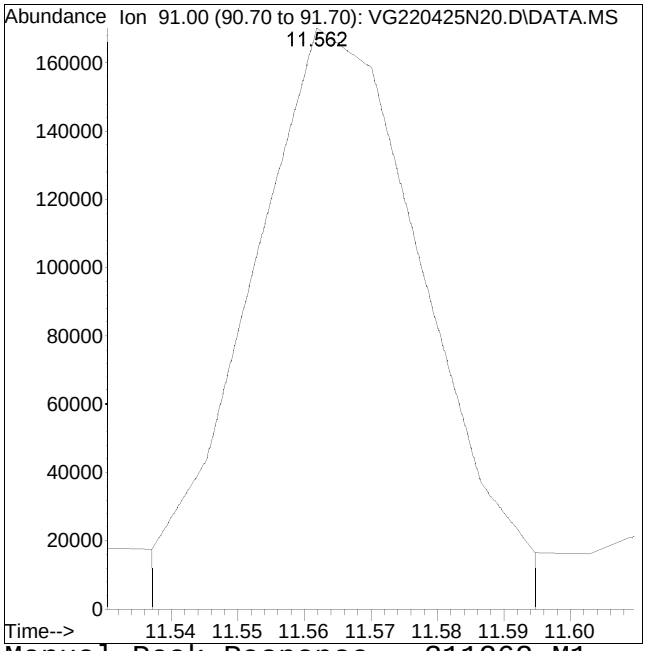

Manual Peak Response = 311262 M1

M1 = Split or tailing peak, auto integration stopped early resulting in false low area count.

Manual Integration Report

Data Path : I:\VOLATILES\Gonzo\2022\22QMethod : G_220425N_8260.m
Data File : VG220425N20.D Operator : GONZO:MKS
Date Inj'd : 4/26/2022 2:56 am Instrument : Gonzo
Sample : C8260STD10PPB Quant Date : 4/26/2022 12:02 pm

Compound #91: 1,2,3-Trichloropropane

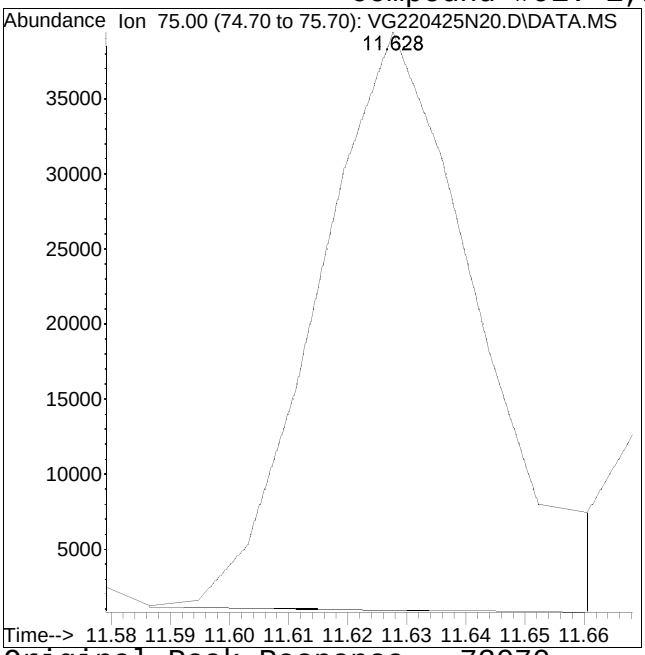

Original Peak Response = 73070

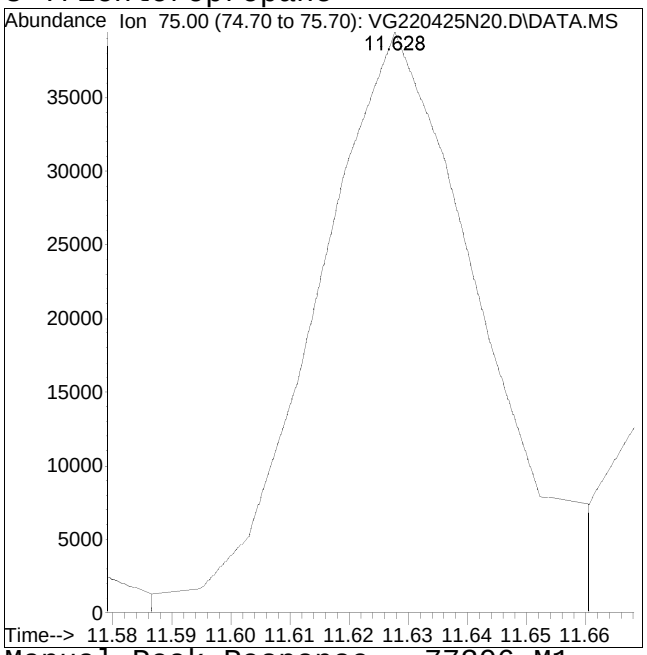

Manual Peak Response = 77306 M1

M1 = Split or tailing peak, auto integration stopped early resulting in false low area count.

Correlation Data Summary

Method Path: I:\VOLATILES\Gonzo\2022\220425N\
Method File: G_220425N_8260.m
Method Title: VOLATILES BY GC/MS
Last Update: Tue Apr 26 12:00:50 2022
CSV generated: Tue Apr 26 12:10:13 2022

Analyte	Curve fit T	Coefficient Determina	Quadratic Term	Linear Term	Constant Term
Iodomethane	Quadratic	0.997742	0.001331	0.155543	-0.02947
Acetone	Linear	0.997435	0	0.052665	0.004705

Continuing Calibration

Calibration Verification Summary
Form 7
Volatiles

Client	: Roux Env. Eng. & Geology, DPC	**Lab Number**	: L2222369		
Project Name	: PFIZER	**Project Number**	: 0047.0044Y047		
Instrument ID	: GONZO	**Calibration Date**	: 05/01/22 09:19		
Lab File ID	: VG220501A02	**Init. Calib. Date(s)**	: 04/25/22	04/25/22	
Sample No	: WG1633355-2	**Init. Calib. Times**	: 19:26	23:52	
Channel	:				

Compound	Ave. RRF	RRF	Min RRF	%D	Max %D	Area%	Dev(min)
Fluorobenzene	1	1	-	0	20	81	0
Dichlorodifluoromethane	0.15	0.104	-	30.7*	20	53	0
Chloromethane	0.187	0.168	-	10.2	20	71	0
Vinyl chloride	0.187	0.181	-	3.2	20	75	0
Bromomethane	0.102	0.074	-	27.5*	20	72	0
Chloroethane	0.14	0.17	-	-21.4*	20	94	0
Trichlorofluoromethane	0.272	0.255	-	6.3	20	74	0
Ethyl ether	0.079	0.076	-	3.8	20	77	0
1,1-Dichloroethene	0.152	0.155	-	-2	20	81	0
Carbon disulfide	0.417	0.43	-	-3.1	20	85	0
Freon-113	0.159	0.158	-	0.6	20	79	0
Iodomethane	10	6.774	-	32.3*	20	69	0
Acrolein	0.03	0.027	-	10	20	75	0
Methylene chloride	0.169	0.179	-	-5.9	20	86	0
Acetone	10	8.202	-	18	20	75	0
trans-1,2-Dichloroethene	0.164	0.167	-	-1.8	20	81	0
Methyl acetate	0.118	0.112	-	5.1	20	80	0
Methyl tert-butyl ether	0.43	0.405	-	5.8	20	79	0
tert-Butyl alcohol	0.017	0.013	-	23.5*	20	65	0
Diisopropyl ether	0.599	0.612	-	-2.2	20	85	0
1,1-Dichloroethane	0.323	0.342	-	-5.9	20	85	0
Halothane	0.129	0.137	-	-6.2	20	85	0
Acrylonitrile	0.06	0.058	-	3.3	20	78	0
Ethyl tert-butyl ether	0.535	0.503	-	6	20	77	0
Vinyl acetate	0.413	0.451	-	-9.2	20	107	0
cis-1,2-Dichloroethene	0.19	0.196*	-	-3.2	20	84	0
2,2-Dichloropropane	0.264	0.284	-	-7.6	20	88	0
Bromochloromethane	0.083	0.087*	-	-4.8	20	81	0
Cyclohexane	0.33	0.343	-	-3.9	20	85	0
Chloroform	0.319	0.311	-	2.5	20	79	0
Ethyl acetate	0.179	0.158	-	11.7	20	77	0
Carbon tetrachloride	0.235	0.243	-	-3.4	20	86	0
Tetrahydrofuran	0.057	0.053	-	7	20	74	0
Dibromofluoromethane	0.265	0.261	-	1.5	20	81	0
1,1,1-Trichloroethane	0.27	0.281	-	-4.1	20	84	0
2-Butanone	0.084	0.074	-	11.9	20	73	0
1,1-Dichloropropene	0.232	0.237	-	-2.2	20	83	0
Benzene	0.704	0.719	-	-2.1	20	84	0
tert-Amyl methyl ether	0.471	0.417	-	11.5	20	74	0
1,2-Dichloroethane-d4	0.313	0.328	-	-4.8	20	82	0
1,2-Dichloroethane	0.239	0.248	-	-3.8	20	85	0
Methyl cyclohexane	0.328	0.325	-	0.9	20	80	0
Trichloroethene	0.192	0.183*	-	4.7	20	78	0

* Value outside of QC limits.

Calibration Verification Summary
Form 7
Volatiles

Client	: Roux Env. Eng. & Geology, DPC	**Lab Number**	: L2222369		
Project Name	: PFIZER	**Project Number**	: 0047.0044Y047		
Instrument ID	: GONZO	**Calibration Date**	: 05/01/22 09:19		
Lab File ID	: VG220501A02	**Init. Calib. Date(s)**	: 04/25/22	04/25/22	
Sample No	: WG1633355-2	**Init. Calib. Times**	: 19:26	23:52	
Channel	:				

Compound	Ave. RRF	RRF	Min RRF	%D	Max %D	Area%	Dev(min)
Dibromomethane	0.105	0.107	-	-1.9	20	83	0
1,2-Dichloropropane	0.19	0.196	-	-3.2	20	84	0
2-Chloroethyl vinyl ether	0.11	0.061	-	44.5*	20	46	0
Bromodichloromethane	0.249	0.25*	-	-0.4	20	84	0
1,4-Dioxane	0.00194	0.00142*	-	26.8*	20	57	0
cis-1,3-Dichloropropene	0.282	0.277*	-	1.8	20	80	0
Chlorobenzene-d5	1	1	-	0	20	81	0
Toluene-d8	1.253	1.273	-	-1.6	20	82	0
Toluene	0.562	0.569	-	-1.2	20	83	0
4-Methyl-2-pentanone	0.076	0.07	-	7.9	20	77	0
Tetrachloroethene	0.248	0.249	-	-0.4	20	82	0
trans-1,3-Dichloropropene	0.323	0.301	-	6.8	20	79	0
Ethyl methacrylate	0.27	0.239	-	11.5	20	74	0
1,1,2-Trichloroethane	0.157	0.155*	-	1.3	20	84	0
Chlorodibromomethane	0.217	0.21	-	3.2	20	83	0
1,3-Dichloropropane	0.322	0.321	-	0.3	20	82	0
1,2-Dibromoethane	0.191	0.182*	-	4.7	20	79	0
2-Hexanone	0.177	0.147	-	16.9	20	70	0
Chlorobenzene	0.629	0.63	-	-0.2	20	83	0
Ethylbenzene	1.133	1.141	-	-0.7	20	83	0
1,1,1,2-Tetrachloroethane	0.221	0.212	-	4.1	20	82	0
p/m Xylene	0.439	0.442	-	-0.7	20	84	0
o Xylene	0.433	0.431	-	0.5	20	84	0
Styrene	0.71	0.704	-	0.8	20	84	0
1,4-Dichlorobenzene-d4	1	1	-	0	20	82	0
Bromoform	0.248	0.23	-	7.3	20	83	0
Isopropylbenzene	1.972	1.969	-	0.2	20	84	0
4-Bromofluorobenzene	0.841	0.82	-	2.5	20	81	0
Bromobenzene	0.478	0.474	-	0.8	20	83	0
n-Propylbenzene	2.395	2.412	-	-0.7	20	85	0
1,4-Dichlorobutane	0.627	0.595	-	5.1	20	82	0
1,1,2,2-Tetrachloroethane	0.408	0.416	-	-2	20	89	0
4-Ethyltoluene	1.981	2	-	-1	20	86	0
2-Chlorotoluene	1.39	1.126	-	19	20	70	0
1,3,5-Trimethylbenzene	1.718	1.692	-	1.5	20	84	0
1,2,3-Trichloropropane	0.378	0.333	-	11.9	20	79	0
trans-1,4-Dichloro-2-buten	0.135	0.093	-	31.1*	20	61	0
4-Chlorotoluene	1.425	1.398	-	1.9	20	84	0
tert-Butylbenzene	1.474	1.477	-	-0.2	20	85	0
1,2,4-Trimethylbenzene	1.644	1.616	-	1.7	20	84	0
sec-Butylbenzene	2.263	2.25	-	0.6	20	83	0
p-Isopropyltoluene	1.92	1.89	-	1.6	20	84	0
1,3-Dichlorobenzene	0.925	0.927	-	-0.2	20	85	0

* Value outside of QC limits.

Calibration Verification Summary
Form 7
Volatiles

Client	: Roux Env. Eng. & Geology, DPC	**Lab Number**	: L2222369	
Project Name	: PFIZER	**Project Number**	: 0047.0044Y047	
Instrument ID	: GONZO	**Calibration Date**	: 05/01/22 09:19	
Lab File ID	: VG220501A02	**Init. Calib. Date(s)**	: 04/25/22	04/25/22
Sample No	: WG1633355-2	**Init. Calib. Times**	: 19:26	23:52
Channel	:			

Compound	Ave. RRF	RRF	Min RRF	%D	Max %D	Area%	Dev(min)
1,4-Dichlorobenzene	0.935	0.938	-	-0.3	20	85	0
p-Diethylbenzene	1.102	1.067	-	3.2	20	82	0
n-Butylbenzene	1.651	1.648	-	0.2	20	86	0
1,2-Dichlorobenzene	0.865	0.864	-	0.1	20	84	0
1,2,4,5-Tetramethylbenzene	1.326	1.185	-	10.6	20	83	0
1,2-Dibromo-3-chloropropan	0.075	0.065	-	13.3	20	71	0
1,3,5-Trichlorobenzene	0.619	0.62	-	-0.2	20	85	0
Hexachlorobutadiene	0.295	0.287	-	2.7	20	80	0
1,2,4-Trichlorobenzene	0.499	0.488	-	2.2	20	85	0
Naphthalene	0.971	0.858	-	11.6	20	80	0
1,2,3-Trichlorobenzene	0.406	0.394*	-	3	20	84	0

* Value outside of QC limits.

Calibration Verification Summary
Form 7
Volatiles

Client	: Roux Env. Eng. & Geology, DPC	**Lab Number**	: L2222369		
Project Name	: PFIZER	**Project Number**	: 0047.0044Y047		
Instrument ID	: GONZO	**Calibration Date**	: 05/02/22 09:05		
Lab File ID	: VG220502A02	**Init. Calib. Date(s)**	: 04/25/22	04/25/22	
Sample No	: WG1633761-2	**Init. Calib. Times**	: 19:26	23:52	
Channel	:				

Compound	Ave. RRF	RRF	Min RRF	%D	Max %D	Area%	Dev(min)
Fluorobenzene	1	1	-	0	20	87	0
Dichlorodifluoromethane	0.15	0.103	-	31.3*	20	56	0
Chloromethane	0.187	0.168	-	10.2	20	76	0
Vinyl chloride	0.187	0.185	-	1.1	20	83	0
Bromomethane	0.102	0.071	-	30.4*	20	75	0
Chloroethane	0.14	0.163	-	-16.4	20	97	0
Trichlorofluoromethane	0.272	0.248	-	8.8	20	77	0
Ethyl ether	0.079	0.079	-	0	20	86	0
1,1-Dichloroethene	0.152	0.154	-	-1.3	20	86	0
Carbon disulfide	0.417	0.429	-	-2.9	20	91	0
Freon-113	0.159	0.156	-	1.9	20	84	0
Acrolein	0.03	0.028	-	6.7	20	84	0
Methylene chloride	0.169	0.18	-	-6.5	20	93	0
Acetone	10	8.682	-	13.2	20	85	0
trans-1,2-Dichloroethene	0.164	0.171	-	-4.3	20	89	0
Methyl acetate	0.118	0.112	-	5.1	20	85	0
Methyl tert-butyl ether	0.43	0.407	-	5.3	20	85	0
tert-Butyl alcohol	0.017	0.014	-	17.6	20	71	0
Diisopropyl ether	0.599	0.62	-	-3.5	20	93	0
1,1-Dichloroethane	0.323	0.35	-	-8.4	20	93	0
Halothane	0.129	0.134	-	-3.9	20	89	0
Acrylonitrile	0.06	0.06	-	0	20	87	0
Ethyl tert-butyl ether	0.535	0.516	-	3.6	20	85	0
Vinyl acetate	0.413	0.471	-	-14	20	120	0
cis-1,2-Dichloroethene	0.19	0.193*	-	-1.6	20	89	0
2,2-Dichloropropane	0.264	0.275	-	-4.2	20	91	0
Bromochloromethane	0.083	0.088*	-	-6	20	88	0
Cyclohexane	0.33	0.327	-	0.9	20	87	0
Chloroform	0.319	0.338	-	-6	20	93	0
Ethyl acetate	0.179	0.166	-	7.3	20	86	0
Carbon tetrachloride	0.235	0.24	-	-2.1	20	91	0
Tetrahydrofuran	0.057	0.055	-	3.5	20	82	0
Dibromofluoromethane	0.265	0.264	-	0.4	20	88	0
1,1,1-Trichloroethane	0.27	0.282	-	-4.4	20	91	0
2-Butanone	0.084	0.072	-	14.3	20	77	0
1,1-Dichloropropene	0.232	0.24	-	-3.4	20	90	0
Benzene	0.704	0.728	-	-3.4	20	91	0
tert-Amyl methyl ether	0.471	0.413	-	12.3	20	79	0
1,2-Dichloroethane-d4	0.313	0.33	-	-5.4	20	88	0
1,2-Dichloroethane	0.239	0.249	-	-4.2	20	92	0
Methyl cyclohexane	0.328	0.306	-	6.7	20	81	0
Trichloroethene	0.192	0.178*	-	7.3	20	82	0
Dibromomethane	0.105	0.107	-	-1.9	20	89	0

* Value outside of QC limits.

Calibration Verification Summary
Form 7
Volatiles

Client	: Roux Env. Eng. & Geology, DPC	**Lab Number**	: L2222369		
Project Name	: PFIZER	**Project Number**	: 0047.0044Y047		
Instrument ID	: GONZO	**Calibration Date**	: 05/02/22 09:05		
Lab File ID	: VG220502A02	**Init. Calib. Date(s)**	: 04/25/22	04/25/22	
Sample No	: WG1633761-2	**Init. Calib. Times**	: 19:26	23:52	
Channel	:				

Compound	Ave. RRF	RRF	Min RRF	%D	Max %D	Area%	Dev(min)
1,2-Dichloropropane	0.19	0.202	-	-6.3	20	94	0
Bromodichloromethane	0.249	0.251*	-	-0.8	20	90	0
1,4-Dioxane	0.00194	0.00188*	-	3.1	20	80	0
cis-1,3-Dichloropropene	0.282	0.282*	-	0	20	88	0
Chlorobenzene-d5	1	1	-	0	20	87	0
Toluene-d8	1.253	1.245	-	0.6	20	87	0
Toluene	0.562	0.574	-	-2.1	20	91	0
4-Methyl-2-pentanone	0.076	0.071	-	6.6	20	85	0
Tetrachloroethene	0.248	0.233	-	6	20	83	0
trans-1,3-Dichloropropene	0.323	0.306	-	5.3	20	86	0
Ethyl methacrylate	0.27	0.245	-	9.3	20	82	0
1,1,2-Trichloroethane	0.157	0.154*	-	1.9	20	90	0
Chlorodibromomethane	0.217	0.209	-	3.7	20	90	0
1,3-Dichloropropane	0.322	0.324	-	-0.6	20	89	0
1,2-Dibromoethane	0.191	0.183*	-	4.2	20	86	0
2-Hexanone	0.177	0.152	-	14.1	20	78	0
Chlorobenzene	0.629	0.629	-	0	20	90	0
Ethylbenzene	1.133	1.117	-	1.4	20	88	0
1,1,1,2-Tetrachloroethane	0.221	0.212	-	4.1	20	89	0
p/m Xylene	0.439	0.435	-	0.9	20	89	0
o Xylene	0.433	0.425	-	1.8	20	90	0
Styrene	0.71	0.703	-	1	20	90	0
1,4-Dichlorobenzene-d4	1	1	-	0	20	88	0
Bromoform	0.248	0.225	-	9.3	20	88	0
Isopropylbenzene	1.972	1.912	-	3	20	88	0
4-Bromofluorobenzene	0.841	0.832	-	1.1	20	88	0
Bromobenzene	0.478	0.472	-	1.3	20	88	0
n-Propylbenzene	2.395	2.369	-	1.1	20	89	0
1,4-Dichlorobutane	0.627	0.606	-	3.3	20	90	0
1,1,2,2-Tetrachloroethane	0.408	0.415	-	-1.7	20	95	0
4-Ethyltoluene	1.981	1.932	-	2.5	20	89	0
2-Chlorotoluene	1.39	1.387	-	0.2	20	93	0
1,3,5-Trimethylbenzene	1.718	1.667	-	3	20	88	0
1,2,3-Trichloropropane	0.378	0.345	-	8.7	20	88	0
trans-1,4-Dichloro-2-buten	0.135	0.098	-	27.4*	20	70	0
4-Chlorotoluene	1.425	1.406	-	1.3	20	91	0
tert-Butylbenzene	1.474	1.391	-	5.6	20	86	0
1,2,4-Trimethylbenzene	1.644	1.577	-	4.1	20	88	0
sec-Butylbenzene	2.263	2.169	-	4.2	20	86	0
p-Isopropyltoluene	1.92	1.828	-	4.8	20	87	0
1,3-Dichlorobenzene	0.925	0.904	-	2.3	20	89	0
1,4-Dichlorobenzene	0.935	0.925	-	1.1	20	90	0
p-Diethylbenzene	1.102	1.046	-	5.1	20	87	0

* Value outside of QC limits.

Calibration Verification Summary
Form 7
Volatiles

Client	: Roux Env. Eng. & Geology, DPC	**Lab Number**	: L2222369		
Project Name	: PFIZER	**Project Number**	: 0047.0044Y047		
Instrument ID	: GONZO	**Calibration Date**	: 05/02/22 09:05		
Lab File ID	: VG220502A02	**Init. Calib. Date(s)**	: 04/25/22	04/25/22	
Sample No	: WG1633761-2	**Init. Calib. Times**	: 19:26	23:52	
Channel	:				

Compound	Ave. RRF	RRF	Min RRF	%D	Max %D	Area%	Dev(min)
n-Butylbenzene	1.651	1.569	-	5	20	88	0
1,2-Dichlorobenzene	0.865	0.851	-	1.6	20	89	0
1,2,4,5-Tetramethylbenzene	1.326	1.136	-	14.3	20	86	0
1,2-Dibromo-3-chloropropan	0.075	0.068	-	9.3	20	80	0
1,3,5-Trichlorobenzene	0.619	0.596	-	3.7	20	88	0
Hexachlorobutadiene	0.295	0.276	-	6.4	20	83	0
1,2,4-Trichlorobenzene	0.499	0.471	-	5.6	20	88	0
Naphthalene	0.971	0.873	-	10.1	20	88	0
1,2,3-Trichlorobenzene	0.406	0.398*	-	2	20	91	0

* Value outside of QC limits.

Evaluate Continuing Calibration Report

Data Path : I:\VOLATILES\Gonzo\2022\220501A\
Data File : VG220501A02.D
Acq On : 1 May 2022 9:19 am
Operator : GONZO:MV
Sample : WG1633355-2
Misc : WG1633355,ICAL18969
ALS Vial : 2 Sample Multiplier: 1

Quant Time: May 01 10:14:01 2022
Quant Method : I:\VOLATILES\Gonzo\2022\220501A\G_220425N_8260.m
Quant Title : VOLATILES BY GC/MS
QLast Update : Tue Apr 26 12:00:50 2022
Response via : Initial Calibration

Min. RRF : 0.000 Min. Rel. Area : 50% Max. R.T. Dev 0.50min
Max. RRF Dev : 20% Max. Rel. Area : 200%

		Compound	AvgRF	CCRF	%Dev	Area%	Dev(min)
1	I	Fluorobenzene	1.000	1.000	0.0	81	0.00
2	TP	Dichlorodifluoromethane	0.150	0.104	30.7#	53	0.00
3	TP	Chloromethane	0.187	0.168	10.2	71	0.00
4	TC	Vinyl chloride	0.187	0.181	3.2	75	0.00
5	TP	Bromomethane	0.102	0.074	27.5#	72	0.00
6	TP	Chloroethane	0.140	0.170	-21.4#	94	0.00
7	TP	Trichlorofluoromethane	0.272	0.255	6.3	74	0.00
8	TP	Ethyl ether	0.079	0.076	3.8	77	0.00
10	TC	1,1-Dichloroethene	0.152	0.155	-2.0	81	0.00
11	TP	Carbon disulfide	0.417	0.430	-3.1	85	0.00
12	TP	Freon-113	0.159	0.158	0.6	79	0.00
13	TP	Iodomethane	* 10.000	6.774	32.3#	69	0.00
14	TP	Acrolein	0.030	0.027	10.0	75	0.00
15	TP	Methylene chloride	0.169	0.179	-5.9	86	0.00
17	TP	Acetone	* 10.000	8.202	18.0	75	0.00
18	TP	trans-1,2-Dichloroethene	0.164	0.167	-1.8	81	0.00
19	TP	Methyl acetate	0.118	0.112	5.1	80	0.00
20	TP	Methyl tert-butyl ether	0.430	0.405	5.8	79	0.00
21	TP	tert-Butyl alcohol	0.017	0.013	23.5#	65	0.00
22	TP	Diisopropyl ether	0.599	0.612	-2.2	85	0.00
23	TP	1,1-Dichloroethane	0.323	0.342	-5.9	85	0.00
24	TP	Halothane	0.129	0.137	-6.2	85	0.00
25	TP	Acrylonitrile	0.060	0.058	3.3	78	0.00
26	TP	Ethyl tert-butyl ether	0.535	0.503	6.0	77	0.00
27	TP	Vinyl acetate	0.413	0.451	-9.2	107	0.00
28	TP	cis-1,2-Dichloroethene	0.190	0.196#	-3.2	84	0.00
29	TP	2,2-Dichloropropane	0.264	0.284	-7.6	88	0.00
30	TP	Bromochloromethane	0.083	0.087#	-4.8	81	0.00
31	TP	Cyclohexane	0.330	0.343	-3.9	85	0.00
32	TC	Chloroform	0.319	0.311	2.5	79	0.00
33	TP	Ethyl acetate	0.179	0.158	11.7	77	0.00
34	TP	Carbon tetrachloride	0.235	0.243	-3.4	86	0.00
35	TP	Tetrahydrofuran	0.057	0.053	7.0	74	0.00
36	S	Dibromofluoromethane	0.265	0.261	1.5	81	0.00
37	TP	1,1,1-Trichloroethane	0.270	0.281	-4.1	84	0.00
39	TP	2-Butanone	0.084	0.074	11.9	73	0.00
40	TP	1,1-Dichloropropene	0.232	0.237	-2.2	83	0.00
41	TP	Benzene	0.704	0.719	-2.1	84	0.00
42	TP	tert-Amyl methyl ether	0.471	0.417	11.5	74	0.00

Data Path : I:\VOLATILES\Gonzo\2022\220501A\
Data File : VG220501A02.D
Acq On : 1 May 2022 9:19 am
Operator : GONZO:MV
Sample : WG1633355-2
Misc : WG1633355,ICAL18969
ALS Vial : 2 Sample Multiplier: 1

Quant Time: May 01 10:14:01 2022
Quant Method : I:\VOLATILES\Gonzo\2022\220501A\G_220425N_8260.m
Quant Title : VOLATILES BY GC/MS
QLast Update : Tue Apr 26 12:00:50 2022
Response via : Initial Calibration

Min. RRF : 0.000 Min. Rel. Area : 50% Max. R.T. Dev 0.50min
Max. RRF Dev : 20% Max. Rel. Area : 200%

		Compound	AvgRF	CCRF	%Dev	Area%	Dev(min)
43	S	1,2-Dichloroethane-d4	0.313	0.328	-4.8	82	0.00
44	TP	1,2-Dichloroethane	0.239	0.248	-3.8	85	0.00
47	TP	Methyl cyclohexane	0.328	0.325	0.9	80	0.00
48	TP	Trichloroethene	0.192	0.183#	4.7	78	0.00
50	TP	Dibromomethane	0.105	0.107	-1.9	83	0.00
51	TC	1,2-Dichloropropane	0.190	0.196	-3.2	84	0.00
53	TP	2-Chloroethyl vinyl ether	0.110	0.061	44.5#	46#	0.00
54	TP	Bromodichloromethane	0.249	0.250#	-0.4	84	0.00
57	TP	1,4-Dioxane	0.00194	0.00142#	26.8#	57	0.00
58	TP	cis-1,3-Dichloropropene	0.282	0.277#	1.8	80	0.00
59	I	Chlorobenzene-d5	1.000	1.000	0.0	81	0.00
60	S	Toluene-d8	1.253	1.273	-1.6	82	0.00
61	TC	Toluene	0.562	0.569	-1.2	83	0.00
62	TP	4-Methyl-2-pentanone	0.076	0.070	7.9	77	0.00
63	TP	Tetrachloroethene	0.248	0.249	-0.4	82	0.00
65	TP	trans-1,3-Dichloropropene	0.323	0.301	6.8	79	0.00
67	TP	Ethyl methacrylate	0.270	0.239	11.5	74	0.00
68	TP	1,1,2-Trichloroethane	0.157	0.155#	1.3	84	0.00
69	TP	Chlorodibromomethane	0.217	0.210	3.2	83	0.00
70	TP	1,3-Dichloropropane	0.322	0.321	0.3	82	0.00
71	TP	1,2-Dibromoethane	0.191	0.182#	4.7	79	0.00
72	TP	2-Hexanone	0.177	0.147	16.9	70	0.00
73	TP	Chlorobenzene	0.629	0.630	-0.2	83	0.00
74	TC	Ethylbenzene	1.133	1.141	-0.7	83	0.00
75	TP	1,1,1,2-Tetrachloroethane	0.221	0.212	4.1	82	0.00
76	TP	p/m Xylene	0.439	0.442	-0.7	84	0.00
77	TP	o Xylene	0.433	0.431	0.5	84	0.00
78	TP	Styrene	0.710	0.704	0.8	84	0.00
79	I	1,4-Dichlorobenzene-d4	1.000	1.000	0.0	82	0.00
80	TP	Bromoform	0.248	0.230	7.3	83	0.00
82	TP	Isopropylbenzene	1.972	1.969	0.2	84	0.00
83	S	4-Bromofluorobenzene	0.841	0.820	2.5	81	0.00
84	TP	Bromobenzene	0.478	0.474	0.8	83	0.00
85	TP	n-Propylbenzene	2.395	2.412	-0.7	85	0.00
86	TP	1,4-Dichlorobutane	0.627	0.595	5.1	82	0.00
87	TP	1,1,2,2-Tetrachloroethane	0.408	0.416	-2.0	89	0.00
88	TP	4-Ethyltoluene	1.981	2.000	-1.0	86	0.00

Evaluate Continuing Calibration Report

Data Path : I:\VOLATILES\Gonzo\2022\220501A\
Data File : VG220501A02.D
Acq On : 1 May 2022 9:19 am
Operator : GONZO:MV
Sample : WG1633355-2
Misc : WG1633355,ICAL18969
ALS Vial : 2 Sample Multiplier: 1

Quant Time: May 01 10:14:01 2022
Quant Method : I:\VOLATILES\Gonzo\2022\220501A\G_220425N_8260.m
Quant Title : VOLATILES BY GC/MS
QLast Update : Tue Apr 26 12:00:50 2022
Response via : Initial Calibration

Min. RRF : 0.000 Min. Rel. Area : 50% Max. R.T. Dev 0.50min
Max. RRF Dev : 20% Max. Rel. Area : 200%

	Compound	AvgRF	CCRF	%Dev	Area%	Dev(min)
89 TP	2-Chlorotoluene	1.390	1.126	19.0	70	0.00
90 TP	1,3,5-Trimethylbenzene	1.718	1.692	1.5	84	0.00
91 TP	1,2,3-Trichloropropane	0.378	0.333	11.9	79	0.00
92 TP	trans-1,4-Dichloro-2-butene	0.135	0.093	31.1#	61	0.00
93 TP	4-Chlorotoluene	1.425	1.398	1.9	84	0.00
94 TP	tert-Butylbenzene	1.474	1.477	-0.2	85	0.00
97 TP	1,2,4-Trimethylbenzene	1.644	1.616	1.7	84	0.00
98 TP	sec-Butylbenzene	2.263	2.250	0.6	83	0.00
99 TP	p-Isopropyltoluene	1.920	1.890	1.6	84	0.00
100 TP	1,3-Dichlorobenzene	0.925	0.927	-0.2	85	0.00
101 TP	1,4-Dichlorobenzene	0.935	0.938	-0.3	85	0.00
102 TP	p-Diethylbenzene	1.102	1.067	3.2	82	0.00
103 TP	n-Butylbenzene	1.651	1.648	0.2	86	0.00
104 TP	1,2-Dichlorobenzene	0.865	0.864	0.1	84	0.00
105 TP	1,2,4,5-Tetramethylbenzene	1.326	1.185	10.6	83	0.00
106 TP	1,2-Dibromo-3-chloropropane	0.075	0.065	13.3	71	0.00
107 TP	1,3,5-Trichlorobenzene	0.619	0.620	-0.2	85	0.00
108 TP	Hexachlorobutadiene	0.295	0.287	2.7	80	0.00
109 TP	1,2,4-Trichlorobenzene	0.499	0.488	2.2	85	0.00
110 TP	Naphthalene	0.971	0.858	11.6	80	0.00
111 TP	1,2,3-Trichlorobenzene	0.406	0.394#	3.0	84	0.00

* Evaluation of CC level amount vs concentration.
(#) = Out of Range SPCC's out = 9 CCC's out = 0

Quantitation Report (QT Reviewed)

Data Path : I:\VOLATILES\Gonzo\2022\220501A\
Data File : VG220501A02.D
Acq On : 1 May 2022 9:19 am
Operator : GONZO:MV
Sample : WG1633355-2
Misc : WG1633355,ICAL18969
ALS Vial : 2 Sample Multiplier: 1

Quant Time: May 01 10:14:01 2022
Quant Method : I:\VOLATILES\Gonzo\2022\220501A\G_220425N_8260.m
Quant Title : VOLATILES BY GC/MS
QLast Update : Tue Apr 26 12:00:50 2022
Response via : Initial Calibration

CCAL FILE(s) : 1 - I:\VOLATILES\Gonzo\2022\220501A\VG220501A02.D
Sub List : 8260-Curve - Megamix plus Diox

Compound	R.T.	QIon	Response	Conc	Units	Dev(Min)
Internal Standards						
1) Fluorobenzene	6.230	96	421642	10.000	ug/L	0.00
Standard Area 1 = 421642			Recovery = 100.00%			
59) Chlorobenzene-d5	9.785	117	332906	10.000	ug/L	0.00
Standard Area 1 = 332906			Recovery = 100.00%			
79) 1,4-Dichlorobenzene-d4	12.442	152	197122	10.000	ug/L	0.00
Standard Area 1 = 197122			Recovery = 100.00%			
System Monitoring Compounds						
36) Dibromofluoromethane	5.418	113	110188	9.862	ug/L	0.00
Spiked Amount 10.000	Range 70 - 130		Recovery = 98.62%			
43) 1,2-Dichloroethane-d4	5.949	65	138476	10.486	ug/L	0.00
Spiked Amount 10.000	Range 70 - 130		Recovery = 104.86%			
60) Toluene-d8	7.929	98	423944	10.166	ug/L	0.00
Spiked Amount 10.000	Range 70 - 130		Recovery = 101.66%			
83) 4-Bromofluorobenzene	11.249	95	161549	9.739	ug/L	0.00
Spiked Amount 10.000	Range 70 - 130		Recovery = 97.39%			
Target Compounds						Qvalue
2) Dichlorodifluoromethane	1.741	85	43916	6.930	ug/L	98
3) Chloromethane	1.953	50	70701	8.986	ug/L	98
4) Vinyl chloride	2.022	62	76195	9.640	ug/L	98
5) Bromomethane	2.348	94	31012	7.176	ug/L	97
6) Chloroethane	2.455	64	71598	12.135	ug/L	97
7) Trichlorofluoromethane	2.607	101	107646	9.387	ug/L	98
8) Ethyl ether	2.918	74	31997	9.555	ug/L	78
10) 1,1-Dichloroethene	3.123	96	65307	10.183	ug/L	85
11) Carbon disulfide	3.154	76	181448	10.313	ug/L	100
12) Freon-113	3.161	101	66732	9.957	ug/L	82
13) Iodomethane	3.268	142	32257	6.774	ug/L	97
14) Acrolein	3.458	56	11496	9.027	ug/L	92
15) Methylene chloride	3.693	84	75359	10.571	ug/L	79
17) Acetone	3.739	43	20196	8.202	ug/L	99
18) trans-1,2-Dichloroethene	3.845	96	70373	10.186	ug/L	86
19) Methyl acetate	3.853	43	47392	9.521	ug/L #	93
20) Methyl tert-butyl ether	3.936	73	170858	9.420	ug/L	90
21) tert-Butyl alcohol	4.035	59	28307	39.152	ug/L	90
22) Diisopropyl ether	4.293	45	257881	10.212	ug/L	94
23) 1,1-Dichloroethane	4.438	63	144224	10.590	ug/L	98
24) Halothane	4.491	117	57752	10.580	ug/L	98

Data Path : I:\VOLATILES\Gonzo\2022\220501A\
Data File : VG220501A02.D
Acq On : 1 May 2022 9:19 am
Operator : GONZO:MV
Sample : WG1633355-2
Misc : WG1633355,ICAL18969
ALS Vial : 2 Sample Multiplier: 1

Quant Time: May 01 10:14:01 2022
Quant Method : I:\VOLATILES\Gonzo\2022\220501A\G_220425N_8260.m
Quant Title : VOLATILES BY GC/MS
QLast Update : Tue Apr 26 12:00:50 2022
Response via : Initial Calibration

CCAL FILE(s) : 1 - I:\VOLATILES\Gonzo\2022\220501A\VG220501A02.D
Sub List : 8260-Curve - Megamix plus Diox

Compound	R.T.	QIon	Response	Conc	Units		Dev(Min)
25) Acrylonitrile	4.498	53	24287	9.639	ug/L		94
26) Ethyl tert-butyl ether	4.650	59	211898	9.385	ug/L	#	78
27) Vinyl acetate	4.673	43	190003	10.917	ug/L		97
28) cis-1,2-Dichloroethene	4.969	96	82590	10.308	ug/L		93
29) 2,2-Dichloropropane	5.068	77	119936	10.765	ug/L		94
30) Bromochloromethane	5.167	128	36674	10.435	ug/L	#	72
31) Cyclohexane	5.159	56	144610	10.403	ug/L		81
32) Chloroform	5.235	83	131284	9.759	ug/L	#	95
33) Ethyl acetate	5.342	43	66711	8.842	ug/L	#	96
34) Carbon tetrachloride	5.364	117	102622	10.375	ug/L		96
35) Tetrahydrofuran	5.387	42	22476	9.429	ug/L	#	82
37) 1,1,1-Trichloroethane	5.433	97	118644	10.434	ug/L		96
39) 2-Butanone	5.532	43	31056	8.744	ug/L	#	76
40) 1,1-Dichloropropene	5.554	75	99917	10.194	ug/L		98
41) Benzene	5.805	78	303165	10.215	ug/L		95
42) tert-Amyl methyl ether	5.904	73	175702	8.850	ug/L		93
44) 1,2-Dichloroethane	6.018	62	104425	10.354	ug/L		98
47) Methyl cyclohexane	6.390	83	137004	9.916	ug/L	#	77
48) Trichloroethene	6.405	95	77160	9.529	ug/L		97
50) Dibromomethane	6.853	93	45036	10.216	ug/L		95
51) 1,2-Dichloropropane	6.960	63	82755	10.312	ug/L		98
53) 2-Chloroethyl vinyl ether	7.650	63	25763	5.536	ug/L	#	89
54) Bromodichloromethane	7.034	83	105389	10.048	ug/L		99
57) 1,4-Dioxane	7.242	88	29832	365.312	ug/L	#	84
58) cis-1,3-Dichloropropene	7.722	75	116858	9.812	ug/L	#	90
61) Toluene	7.987	92	189511	10.125	ug/L		96
62) 4-Methyl-2-pentanone	8.424	58	23288	9.166	ug/L	#	87
63) Tetrachloroethene	8.438	166	82768	10.018	ug/L		97
65) trans-1,3-Dichloropropene	8.474	75	100211	9.310	ug/L		96
67) Ethyl methacrylate	8.653	69	79659	8.878	ug/L		98
68) 1,1,2-Trichloroethane	8.667	83	51449	9.847	ug/L		97
69) Chlorodibromomethane	8.882	129	69810	9.650	ug/L		99
70) 1,3-Dichloropropane	8.990	76	106891	9.975	ug/L		99
71) 1,2-Dibromoethane	9.162	107	60600	9.525	ug/L		99
72) 2-Hexanone	9.441	43	49086	8.317	ug/L		93
73) Chlorobenzene	9.810	112	209669	10.014	ug/L		96
74) Ethylbenzene	9.834	91	379986	10.072	ug/L		98
75) 1,1,1,2-Tetrachloroethane	9.892	131	70536	9.591	ug/L		98
76) p/m Xylene	10.024	106	294297	20.158	ug/L		96
77) o Xylene	10.558	106	286864	19.892	ug/L		97

Quantitation Report (QT Reviewed)

Data Path : I:\VOLATILES\Gonzo\2022\220501A\
Data File : VG220501A02.D
Acq On : 1 May 2022 9:19 am
Operator : GONZO:MV
Sample : WG1633355-2
Misc : WG1633355,ICAL18969
ALS Vial : 2 Sample Multiplier: 1

Quant Time: May 01 10:14:01 2022
Quant Method : I:\VOLATILES\Gonzo\2022\220501A\G_220425N_8260.m
Quant Title : VOLATILES BY GC/MS
QLast Update : Tue Apr 26 12:00:50 2022
Response via : Initial Calibration

CCAL FILE(s) : 1 - I:\VOLATILES\Gonzo\2022\220501A\VG220501A02.D
Sub List : 8260-Curve - Megamix plus Diox

	Compound	R.T.	QIon	Response	Conc	Units		Dev(Min)
78)	Styrene	10.624	104	469025	19.834	ug/L		98
80)	Bromoform	10.657	173	45269	9.251	ug/L		100
82)	Isopropylbenzene	10.920	105	388083	9.984	ug/L		99
84)	Bromobenzene	11.365	156	93505	9.917	ug/L		99
85)	n-Propylbenzene	11.397	91	475480	10.072	ug/L		97
86)	1,4-Dichlorobutane	11.422	55	117260	9.487	ug/L		98
87)	1,1,2,2-Tetrachloroethane	11.488	83	82086	10.213	ug/L		100
88)	4-Ethyltoluene	11.513	105	394154	10.095	ug/L		99
89)	2-Chlorotoluene	11.562	91	222033	8.104	ug/L	#	88
90)	1,3,5-Trimethylbenzene	11.611	105	333622	9.851	ug/L		98
91)	1,2,3-Trichloropropane	11.628	75	65643	8.817	ug/L		98
92)	trans-1,4-Dichloro-2-b...	11.677	53	18241	6.850	ug/L	#	90
93)	4-Chlorotoluene	11.743	91	275636	9.810	ug/L		99
94)	tert-Butylbenzene	11.949	119	291219	10.022	ug/L		98
97)	1,2,4-Trimethylbenzene	12.031	105	318451	9.829	ug/L		98
98)	sec-Butylbenzene	12.138	105	443622	9.943	ug/L		97
99)	p-Isopropyltoluene	12.286	119	372539	9.844	ug/L		98
100)	1,3-Dichlorobenzene	12.360	146	182750	10.019	ug/L		99
101)	1,4-Dichlorobenzene	12.459	146	184904	10.032	ug/L		99
102)	p-Diethylbenzene	12.656	119	210251	9.679	ug/L		98
103)	n-Butylbenzene	12.714	91	324943	9.985	ug/L		97
104)	1,2-Dichlorobenzene	12.878	146	170327	9.992	ug/L		99
105)	1,2,4,5-Tetramethylben...	13.446	119	233499	8.931	ug/L		95
106)	1,2-Dibromo-3-chloropr...	13.651	155	12738	8.657	ug/L		97
107)	1,3,5-Trichlorobenzene	13.676	180	122228	10.017	ug/L		98
108)	Hexachlorobutadiene	14.244	225	56522	9.729	ug/L		98
109)	1,2,4-Trichlorobenzene	14.277	180	96118	9.763	ug/L		98
110)	Naphthalene	14.573	128	169168	8.840	ug/L		100
111)	1,2,3-Trichlorobenzene	14.737	180	77709	9.708	ug/L		99

(#) = qualifier out of range (m) = manual integration (+) = signals summed

Quantitation Report (QT Reviewed)

Data Path : I:\VOLATILES\Gonzo\2022\220501A\
Data File : VG220501A02.D
Acq On : 1 May 2022 9:19 am
Operator : GONZO:MV
Sample : WG1633355-2
Misc : WG1633355,ICAL18969
ALS Vial : 2 Sample Multiplier: 1

Quant Time: May 01 10:14:01 2022
Quant Method : I:\VOLATILES\Gonzo\2022\220501A\G_220425N_8260.m
Quant Title : VOLATILES BY GC/MS
QLast Update : Tue Apr 26 12:00:50 2022
Response via : Initial Calibration

Sub List : 8260-Curve - Megamix plus Diox0501A\VG220501A02.D•

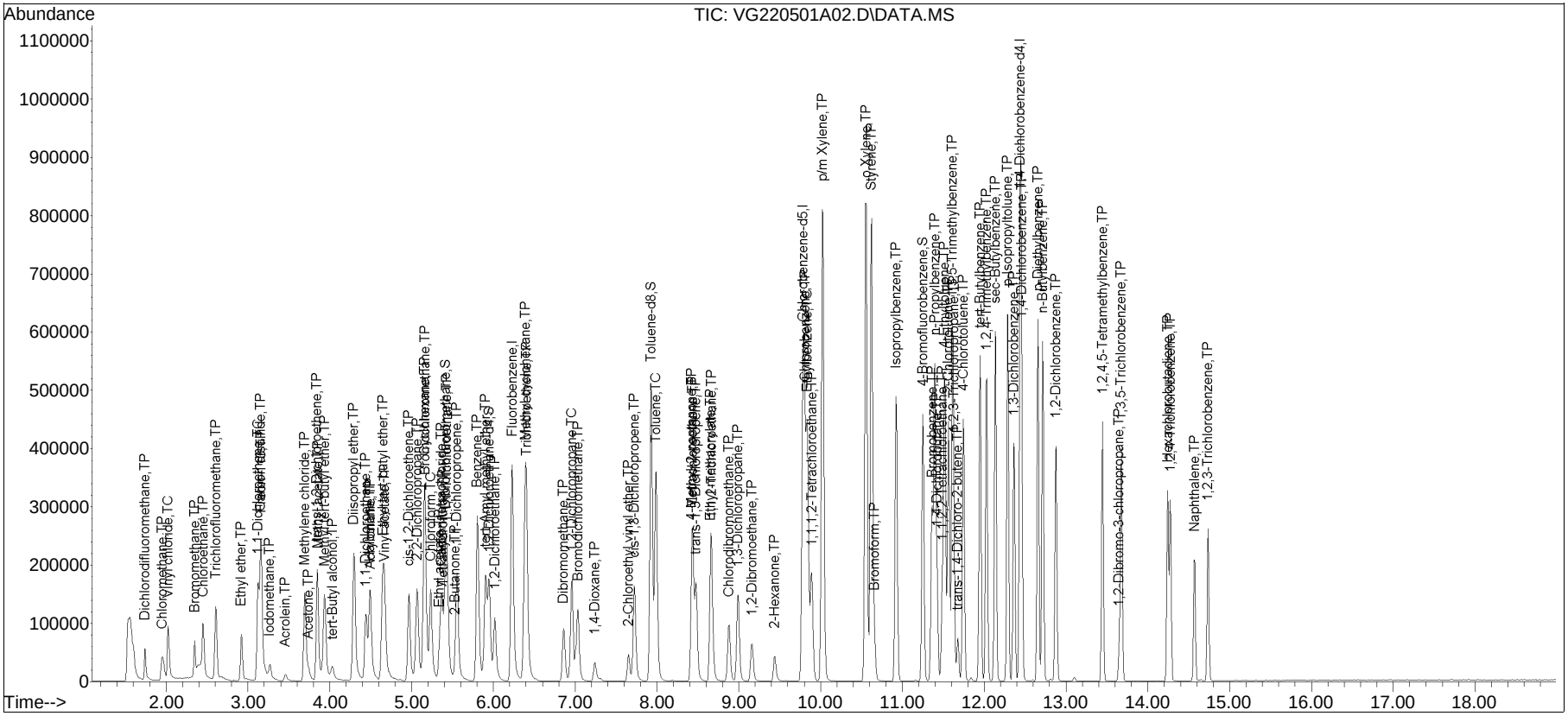

Manual Integration Report

Data Path	: I:\VOLATILES\Gonzo\2022\22Q	Method	: G_220425N_8260.m
Data File	: VG220501A02.D	Operator	: GONZO:MV
Date Inj'd	: 5/1/2022 9:19 am	Instrument	: Gonzo
Sample	: WG1633355-2	Quant Date	: 5/1/2022 10:13 am

There are no manual integrations or false positives in this file.

Evaluate Continuing Calibration Report

Data Path : I:\VOLATILES\Gonzo\2022\220502A\
Data File : VG220502A02.D
Acq On : 2 May 2022 9:05 am
Operator : GONZO:PD
Sample : WG1633761-2 (Sig #1); 8260 CCAL (Sig #2)
Misc : WG1633761,ICAL18969 (Sig #1); WG,ICAL18969 (Sig #2)
ALS Vial : 2 Sample Multiplier: 1

Quant Time: May 02 09:40:22 2022
Quant Method : I:\VOLATILES\Gonzo\2022\220502A\G_220425N_8260.m
Quant Title : VOLATILES BY GC/MS
QLast Update : Tue Apr 26 12:00:50 2022
Response via : Initial Calibration

Min. RRF : 0.000 Min. Rel. Area : 50% Max. R.T. Dev 0.50min
Max. RRF Dev : 20% Max. Rel. Area : 200%

		Compound	AvgRF	CCRF	%Dev	Area%	Dev(min)
1	I	Fluorobenzene	1.000	1.000	0.0	87	0.00
2	TP	Dichlorodifluoromethane	0.150	0.103	31.3#	56	0.00
3	TP	Chloromethane	0.187	0.168	10.2	76	0.00
4	TC	Vinyl chloride	0.187	0.185	1.1	83	0.00
5	TP	Bromomethane	0.102	0.071	30.4#	75	0.00
6	TP	Chloroethane	0.140	0.163	-16.4	97	0.00
7	TP	Trichlorofluoromethane	0.272	0.248	8.8	77	0.00
8	TP	Ethyl ether	0.079	0.079	0.0	86	0.00
10	TC	1,1-Dichloroethene	0.152	0.154	-1.3	86	0.00
11	TP	Carbon disulfide	0.417	0.429	-2.9	91	0.00
12	TP	Freon-113	0.159	0.156	1.9	84	0.00
14	TP	Acrolein	0.030	0.028	6.7	84	0.00
15	TP	Methylene chloride	0.169	0.180	-6.5	93	0.00
17	TP	Acetone	* 10.000	8.682	13.2	85	0.00
18	TP	trans-1,2-Dichloroethene	0.164	0.171	-4.3	89	0.00
19	TP	Methyl acetate	0.118	0.112	5.1	85	0.00
20	TP	Methyl tert-butyl ether	0.430	0.407	5.3	85	0.00
21	TP	tert-Butyl alcohol	0.017	0.014	17.6	71	0.00
22	TP	Diisopropyl ether	0.599	0.620	-3.5	93	0.00
23	TP	1,1-Dichloroethane	0.323	0.350	-8.4	93	0.00
24	TP	Halothane	0.129	0.134	-3.9	89	0.00
25	TP	Acrylonitrile	0.060	0.060	0.0	87	0.00
26	TP	Ethyl tert-butyl ether	0.535	0.516	3.6	85	0.00
27	TP	Vinyl acetate	0.413	0.471	-14.0	120	0.00
28	TP	cis-1,2-Dichloroethene	0.190	0.193#	-1.6	89	0.00
29	TP	2,2-Dichloropropane	0.264	0.275	-4.2	91	0.00
30	TP	Bromochloromethane	0.083	0.088#	-6.0	88	0.00
31	TP	Cyclohexane	0.330	0.327	0.9	87	0.00
32	TC	Chloroform	0.319	0.338	-6.0	93	0.00
33	TP	Ethyl acetate	0.179	0.166	7.3	86	0.00
34	TP	Carbon tetrachloride	0.235	0.240	-2.1	91	0.00
35	TP	Tetrahydrofuran	0.057	0.055	3.5	82	0.00
36	S	Dibromofluoromethane	0.265	0.264	0.4	88	0.00
37	TP	1,1,1-Trichloroethane	0.270	0.282	-4.4	91	0.00
39	TP	2-Butanone	0.084	0.072	14.3	77	0.00
40	TP	1,1-Dichloropropene	0.232	0.240	-3.4	90	0.00
41	TP	Benzene	0.704	0.728	-3.4	91	0.00
42	TP	tert-Amyl methyl ether	0.471	0.413	12.3	79	0.00
43	S	1,2-Dichloroethane-d4	0.313	0.330	-5.4	88	0.00

Evaluate Continuing Calibration Report

Data Path : I:\VOLATILES\Gonzo\2022\220502A\
Data File : VG220502A02.D
Acq On : 2 May 2022 9:05 am
Operator : GONZO:PD
Sample : WG1633761-2 (Sig #1); 8260 CCAL (Sig #2)
Misc : WG1633761,ICAL18969 (Sig #1); WG,ICAL18969 (Sig #2)
ALS Vial : 2 Sample Multiplier: 1

Quant Time: May 02 09:40:22 2022
Quant Method : I:\VOLATILES\Gonzo\2022\220502A\G_220425N_8260.m
Quant Title : VOLATILES BY GC/MS
QLast Update : Tue Apr 26 12:00:50 2022
Response via : Initial Calibration

Min. RRF : 0.000 Min. Rel. Area : 50% Max. R.T. Dev 0.50min
Max. RRF Dev : 20% Max. Rel. Area : 200%

		Compound	AvgRF	CCRF	%Dev	Area%	Dev(min)
44	TP	1,2-Dichloroethane	0.239	0.249	-4.2	92	0.00
47	TP	Methyl cyclohexane	0.328	0.306	6.7	81	0.00
48	TP	Trichloroethene	0.192	0.178#	7.3	82	0.00
50	TP	Dibromomethane	0.105	0.107	-1.9	89	0.00
51	TC	1,2-Dichloropropane	0.190	0.202	-6.3	94	0.00
54	TP	Bromodichloromethane	0.249	0.251#	-0.8	90	0.00
57	TP	1,4-Dioxane	0.00194	0.00188#	3.1	80	0.00
58	TP	cis-1,3-Dichloropropene	0.282	0.282#	0.0	88	0.00
59	I	Chlorobenzene-d5	1.000	1.000	0.0	87	0.00
60	S	Toluene-d8	1.253	1.245	0.6	87	0.00
61	TC	Toluene	0.562	0.574	-2.1	91	0.00
62	TP	4-Methyl-2-pentanone	0.076	0.071	6.6	85	0.00
63	TP	Tetrachloroethene	0.248	0.233	6.0	83	0.00
65	TP	trans-1,3-Dichloropropene	0.323	0.306	5.3	86	0.00
67	TP	Ethyl methacrylate	0.270	0.245	9.3	82	0.00
68	TP	1,1,2-Trichloroethane	0.157	0.154#	1.9	90	0.00
69	TP	Chlorodibromomethane	0.217	0.209	3.7	90	0.00
70	TP	1,3-Dichloropropane	0.322	0.324	-0.6	89	0.00
71	TP	1,2-Dibromoethane	0.191	0.183#	4.2	86	0.00
72	TP	2-Hexanone	0.177	0.152	14.1	78	0.00
73	TP	Chlorobenzene	0.629	0.629	0.0	90	0.00
74	TC	Ethylbenzene	1.133	1.117	1.4	88	0.00
75	TP	1,1,1,2-Tetrachloroethane	0.221	0.212	4.1	89	0.00
76	TP	p/m Xylene	0.439	0.435	0.9	89	0.00
77	TP	o Xylene	0.433	0.425	1.8	90	0.00
78	TP	Styrene	0.710	0.703	1.0	90	0.00
79	I	1,4-Dichlorobenzene-d4	1.000	1.000	0.0	88	0.00
80	TP	Bromoform	0.248	0.225	9.3	88	0.00
82	TP	Isopropylbenzene	1.972	1.912	3.0	88	0.00
83	S	4-Bromofluorobenzene	0.841	0.832	1.1	88	0.00
84	TP	Bromobenzene	0.478	0.472	1.3	88	0.00
85	TP	n-Propylbenzene	2.395	2.369	1.1	89	0.00
86	TP	1,4-Dichlorobutane	0.627	0.606	3.3	90	0.00
87	TP	1,1,2,2-Tetrachloroethane	0.408	0.415	-1.7	95	0.00
88	TP	4-Ethyltoluene	1.981	1.932	2.5	89	0.00
89	TP	2-Chlorotoluene	1.390	1.387	0.2	93	0.00
90	TP	1,3,5-Trimethylbenzene	1.718	1.667	3.0	88	0.00

Evaluate Continuing Calibration Report

Data Path : I:\VOLATILES\Gonzo\2022\220502A\
Data File : VG220502A02.D
Acq On : 2 May 2022 9:05 am
Operator : GONZO:PD
Sample : WG1633761-2 (Sig #1); 8260 CCAL (Sig #2)
Misc : WG1633761,ICAL18969 (Sig #1); WG,ICAL18969 (Sig #2)
ALS Vial : 2 Sample Multiplier: 1

Quant Time: May 02 09:40:22 2022
Quant Method : I:\VOLATILES\Gonzo\2022\220502A\G_220425N_8260.m
Quant Title : VOLATILES BY GC/MS
QLast Update : Tue Apr 26 12:00:50 2022
Response via : Initial Calibration

Min. RRF : 0.000 Min. Rel. Area : 50% Max. R.T. Dev 0.50min
Max. RRF Dev : 20% Max. Rel. Area : 200%

	Compound	AvgRF	CCRF	%Dev	Area%	Dev(min)
91 TP	1,2,3-Trichloropropane	0.378	0.345	8.7	88	0.00
92 TP	trans-1,4-Dichloro-2-butene	0.135	0.098	27.4#	70	0.00
93 TP	4-Chlorotoluene	1.425	1.406	1.3	91	0.00
94 TP	tert-Butylbenzene	1.474	1.391	5.6	86	0.00
97 TP	1,2,4-Trimethylbenzene	1.644	1.577	4.1	88	0.00
98 TP	sec-Butylbenzene	2.263	2.169	4.2	86	0.00
99 TP	p-Isopropyltoluene	1.920	1.828	4.8	87	0.00
100 TP	1,3-Dichlorobenzene	0.925	0.904	2.3	89	0.00
101 TP	1,4-Dichlorobenzene	0.935	0.925	1.1	90	0.00
102 TP	p-Diethylbenzene	1.102	1.046	5.1	87	0.00
103 TP	n-Butylbenzene	1.651	1.569	5.0	88	0.00
104 TP	1,2-Dichlorobenzene	0.865	0.851	1.6	89	0.00
105 TP	1,2,4,5-Tetramethylbenzene	1.326	1.136	14.3	86	0.00
106 TP	1,2-Dibromo-3-chloropropane	0.075	0.068	9.3	80	0.00
107 TP	1,3,5-Trichlorobenzene	0.619	0.596	3.7	88	0.00
108 TP	Hexachlorobutadiene	0.295	0.276	6.4	83	0.00
109 TP	1,2,4-Trichlorobenzene	0.499	0.471	5.6	88	0.00
110 TP	Naphthalene	0.971	0.873	10.1	88	0.00
111 TP	1,2,3-Trichlorobenzene	0.406	0.398#	2.0	91	0.00

* Evaluation of CC level amount vs concentration.
(#) = Out of Range SPCC's out = 9 CCC's out = 0

Quantitation Report (QT Reviewed)

Data Path : I:\VOLATILES\Gonzo\2022\220502A\
Data File : VG220502A02.D
Acq On : 2 May 2022 9:05 am
Operator : GONZO:PD
Sample : WG1633761-2 (Sig #1); 8260 CCAL (Sig #2)
Misc : WG1633761,ICAL18969 (Sig #1); WG,ICAL18969 (Sig #2)
ALS Vial : 2 Sample Multiplier: 1

Quant Time: May 02 09:40:22 2022
Quant Method : I:\VOLATILES\Gonzo\2022\220502A\G_220425N_8260.m
Quant Title : VOLATILES BY GC/MS
QLast Update : Tue Apr 26 12:00:50 2022
Response via : Initial Calibration

CCAL FILE(s) : 1 - I:\VOLATILES\Gonzo\2022\220502A\VG220502A02.D
Sub List : 8260-Curve-IM-2CEVE - Megamix plus Diox-Iodomethane

Compound	R.T.	QIon	Response	Conc	Units	Dev(Min)
Internal Standards						
1) Fluorobenzene	6.230	96	452885	10.000	ug/L	0.00
Standard Area 1 = 452885			Recovery = 100.00%			
59) Chlorobenzene-d5	9.785	117	360000	10.000	ug/L	0.00
Standard Area 1 = 360000			Recovery = 100.00%			
79) 1,4-Dichlorobenzene-d4	12.442	152	211814	10.000	ug/L	0.00
Standard Area 1 = 211814			Recovery = 100.00%			
System Monitoring Compounds						
36) Dibromofluoromethane	5.418	113	119461	9.954	ug/L	0.00
Spiked Amount 10.000	Range 70 - 130		Recovery = 99.54%			
43) 1,2-Dichloroethane-d4	5.949	65	149444	10.536	ug/L	0.00
Spiked Amount 10.000	Range 70 - 130		Recovery = 105.36%			
60) Toluene-d8	7.929	98	448315	9.941	ug/L	0.00
Spiked Amount 10.000	Range 70 - 130		Recovery = 99.41%			
83) 4-Bromofluorobenzene	11.249	95	176159	9.884	ug/L	0.00
Spiked Amount 10.000	Range 70 - 130		Recovery = 98.84%			
Target Compounds						Qvalue
2) Dichlorodifluoromethane	1.740	85	46620	6.849	ug/L	98
3) Chloromethane	1.953	50	76272	9.026	ug/L	99
4) Vinyl chloride	2.022	62	83706	9.860	ug/L	97
5) Bromomethane	2.348	94	32203	6.938	ug/L	96
6) Chloroethane	2.455	64	73910	11.663	ug/L	97
7) Trichlorofluoromethane	2.607	101	112508	9.135	ug/L	95
8) Ethyl ether	2.918	74	35622	9.904	ug/L #	75
10) 1,1-Dichloroethene	3.123	96	69883	10.144	ug/L	84
11) Carbon disulfide	3.161	76	194089	10.271	ug/L	98
12) Freon-113	3.161	101	70660	9.816	ug/L	79
14) Acrolein	3.457	56	12841	9.387	ug/L	91
15) Methylene chloride	3.693	84	81315	10.620	ug/L	77
17) Acetone	3.739	43	22838	8.682	ug/L	100
18) trans-1,2-Dichloroethene	3.845	96	77576	10.454	ug/L	88
19) Methyl acetate	3.853	43	50631	9.470	ug/L	93
20) Methyl tert-butyl ether	3.936	73	184122	9.451	ug/L	88
21) tert-Butyl alcohol	4.035	59	30711	39.547	ug/L	94
22) Diisopropyl ether	4.293	45	280999	10.359	ug/L	95
23) 1,1-Dichloroethane	4.445	63	158333	10.824	ug/L	99
24) Halothane	4.491	117	60884	10.384	ug/L	98
25) Acrylonitrile	4.498	53	27036	9.990	ug/L	95

Data Path : I:\VOLATILES\Gonzo\2022\220502A\
Data File : VG220502A02.D
Acq On : 2 May 2022 9:05 am
Operator : GONZO:PD
Sample : WG1633761-2 (Sig #1); 8260 CCAL (Sig #2)
Misc : WG1633761,ICAL18969 (Sig #1); WG,ICAL18969 (Sig #2)
ALS Vial : 2 Sample Multiplier: 1

Quant Time: May 02 09:40:22 2022
Quant Method : I:\VOLATILES\Gonzo\2022\220502A\G_220425N_8260.m
Quant Title : VOLATILES BY GC/MS
QLast Update : Tue Apr 26 12:00:50 2022
Response via : Initial Calibration

CCAL FILE(s) : 1 - I:\VOLATILES\Gonzo\2022\220502A\VG220502A02.D
Sub List : 8260-Curve-IM-2CEVE - Megamix plus Diox-Iodomethane

Compound	R.T.	QIon	Response	Conc	Units		Dev(Min)
26) Ethyl tert-butyl ether	4.650	59	233582	9.632	ug/L	#	77
27) Vinyl acetate	4.673	43	213162	11.403	ug/L		96
28) cis-1,2-Dichloroethene	4.969	96	87255	10.139	ug/L		92
29) 2,2-Dichloropropane	5.068	77	124663	10.417	ug/L		95
30) Bromochloromethane	5.167	128	39909	10.572	ug/L	#	75
31) Cyclohexane	5.159	56	148018	9.914	ug/L		75
32) Chloroform	5.235	83	152918	10.583	ug/L		97
33) Ethyl acetate	5.342	43	75257	9.287	ug/L	#	93
34) Carbon tetrachloride	5.364	117	108805	10.241	ug/L		95
35) Tetrahydrofuran	5.387	42	24962M4	9.749	ug/L		
37) 1,1,1-Trichloroethane	5.433	97	127555	10.444	ug/L		96
39) 2-Butanone	5.531	43	32610	8.549	ug/L	#	77
40) 1,1-Dichloropropene	5.554	75	108578	10.313	ug/L		98
41) Benzene	5.805	78	329680	10.342	ug/L		95
42) tert-Amyl methyl ether	5.904	73	187008	8.769	ug/L		93
44) 1,2-Dichloroethane	6.018	62	112979	10.429	ug/L		98
47) Methyl cyclohexane	6.390	83	138787	9.352	ug/L	#	78
48) Trichloroethene	6.405	95	80685	9.277	ug/L		99
50) Dibromomethane	6.853	93	48449	10.232	ug/L		96
51) 1,2-Dichloropropane	6.960	63	91616	10.628	ug/L		98
54) Bromodichloromethane	7.034	83	113457	10.071	ug/L		98
57) 1,4-Dioxane	7.242	88	42462	484.103	ug/L	#	85
58) cis-1,3-Dichloropropene	7.722	75	127912	9.999	ug/L	#	89
61) Toluene	7.987	92	206627	10.209	ug/L		98
62) 4-Methyl-2-pentanone	8.424	58	25667	9.342	ug/L	#	84
63) Tetrachloroethene	8.438	166	83956	9.397	ug/L		95
65) trans-1,3-Dichloropropene	8.481	75	110104	9.459	ug/L		87
67) Ethyl methacrylate	8.653	69	88157	9.085	ug/L		96
68) 1,1,2-Trichloroethane	8.667	83	55559	9.834	ug/L		96
69) Chlorodibromomethane	8.875	129	75350	9.632	ug/L		98
70) 1,3-Dichloropropane	8.990	76	116525	10.056	ug/L		98
71) 1,2-Dibromoethane	9.161	107	66047	9.600	ug/L		99
72) 2-Hexanone	9.441	43	54788	8.584	ug/L		94
73) Chlorobenzene	9.801	112	226380	9.999	ug/L		96
74) Ethylbenzene	9.834	91	402044	9.855	ug/L		99
75) 1,1,1,2-Tetrachloroethane	9.892	131	76462	9.614	ug/L		96
76) p/m Xylene	10.024	106	313064	19.830	ug/L		95
77) o Xylene	10.550	106	306154	19.632	ug/L		95
78) Styrene	10.624	104	505961	19.785	ug/L		97
80) Bromoform	10.657	173	47761	9.083	ug/L		99

Quantitation Report (QT Reviewed)

Data Path : I:\VOLATILES\Gonzo\2022\220502A\
Data File : VG220502A02.D
Acq On : 2 May 2022 9:05 am
Operator : GONZO:PD
Sample : WG1633761-2 (Sig #1); 8260 CCAL (Sig #2)
Misc : WG1633761,ICAL18969 (Sig #1); WG,ICAL18969 (Sig #2)
ALS Vial : 2 Sample Multiplier: 1

Quant Time: May 02 09:40:22 2022
Quant Method : I:\VOLATILES\Gonzo\2022\220502A\G_220425N_8260.m
Quant Title : VOLATILES BY GC/MS
QLast Update : Tue Apr 26 12:00:50 2022
Response via : Initial Calibration

CCAL FILE(s) : 1 - I:\VOLATILES\Gonzo\2022\220502A\VG220502A02.D
Sub List : 8260-Curve-IM-2CEVE - Megamix plus Diox-Iodomethane

Compound	R.T.	QIon	Response	Conc	Units		Dev(Min)
82) Isopropylbenzene	10.920	105	404934	9.695	ug/L		99
84) Bromobenzene	11.364	156	100024	9.873	ug/L		99
85) n-Propylbenzene	11.397	91	501682	9.890	ug/L		97
86) 1,4-Dichlorobutane	11.422	55	128421	9.669	ug/L		98
87) 1,1,2,2-Tetrachloroethane	11.488	83	87865	10.174	ug/L		99
88) 4-Ethyltoluene	11.513	105	409315	9.756	ug/L		99
89) 2-Chlorotoluene	11.562	91	293732M4	9.978	ug/L		
90) 1,3,5-Trimethylbenzene	11.611	105	353038	9.701	ug/L		98
91) 1,2,3-Trichloropropane	11.628	75	73159M4	9.145	ug/L		
92) trans-1,4-Dichloro-2-b...	11.677	53	20851	7.287	ug/L	#	85
93) 4-Chlorotoluene	11.743	91	297862	9.865	ug/L		98
94) tert-Butylbenzene	11.949	119	294666	9.438	ug/L		98
97) 1,2,4-Trimethylbenzene	12.031	105	333997	9.594	ug/L		100
98) sec-Butylbenzene	12.138	105	459450	9.584	ug/L		98
99) p-Isopropyltoluene	12.286	119	387108	9.519	ug/L		98
100) 1,3-Dichlorobenzene	12.360	146	191489	9.770	ug/L		98
101) 1,4-Dichlorobenzene	12.459	146	195854	9.889	ug/L		99
102) p-Diethylbenzene	12.656	119	221528	9.491	ug/L		98
103) n-Butylbenzene	12.714	91	332384	9.505	ug/L		98
104) 1,2-Dichlorobenzene	12.878	146	180198	9.838	ug/L		99
105) 1,2,4,5-Tetramethylben...	13.446	119	240556	8.562	ug/L		95
106) 1,2-Dibromo-3-chloropr...	13.651	155	14396	9.105	ug/L		96
107) 1,3,5-Trichlorobenzene	13.676	180	126201	9.626	ug/L		96
108) Hexachlorobutadiene	14.244	225	58467	9.366	ug/L		97
109) 1,2,4-Trichlorobenzene	14.277	180	99666	9.421	ug/L		98
110) Naphthalene	14.565	128	184872	8.990	ug/L		100
111) 1,2,3-Trichlorobenzene	14.737	180	84290	9.800	ug/L		97

(#) = qualifier out of range (m) = manual integration (+) = signals summed

Quantitation Report (QT Reviewed)

Data Path : I:\VOLATILES\Gonzo\2022\220502A\
Data File : VG220502A02.D
Acq On : 2 May 2022 9:05 am
Operator : GONZO:PD
Sample : WG1633761-2 (Sig #1); 8260 CCAL (Sig #2)
Misc : WG1633761,ICAL18969 (Sig #1); WG,ICAL18969 (Sig #2)
ALS Vial : 2 Sample Multiplier: 1

Quant Time: May 02 09:40:22 2022
Quant Method : I:\VOLATILES\Gonzo\2022\220502A\G_220425N_8260.m
Quant Title : VOLATILES BY GC/MS
QLast Update : Tue Apr 26 12:00:50 2022
Response via : Initial Calibration

Sub List : 8260-Curve-IM-2CEVE - Megamix plus Diox-Iodomethane

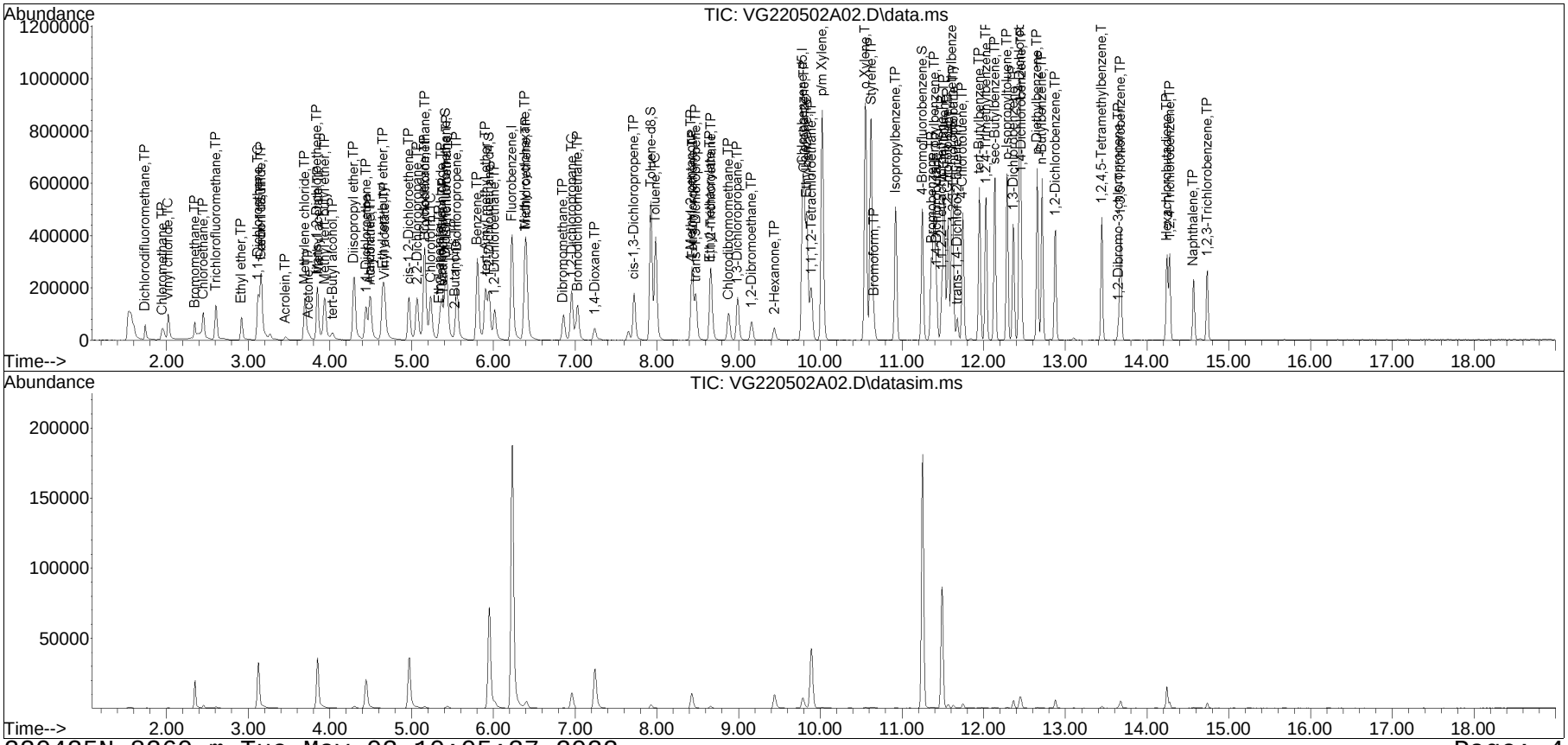

Manual Integration Report

Data Path : I:\VOLATILES\Gonzo\2022\22QMethod : G_220425N_8260.m
Data File : VG220502A02.D Operator : GONZO:PD
Date Inj'd : 5/2/2022 9:05 am Instrument : Gonzo
Sample : WG1633761-2 Quant Date : 5/2/2022 9:39 am

Compound #35: Tetrahydrofuran

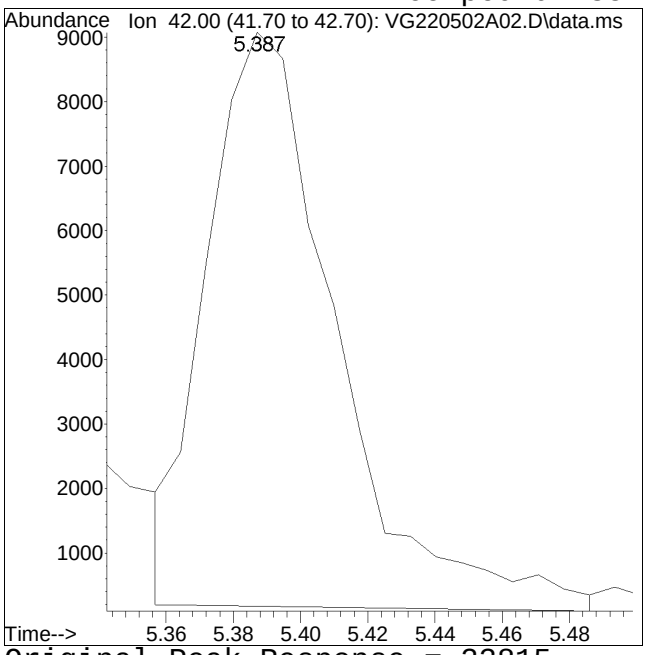

Original Peak Response = 23815

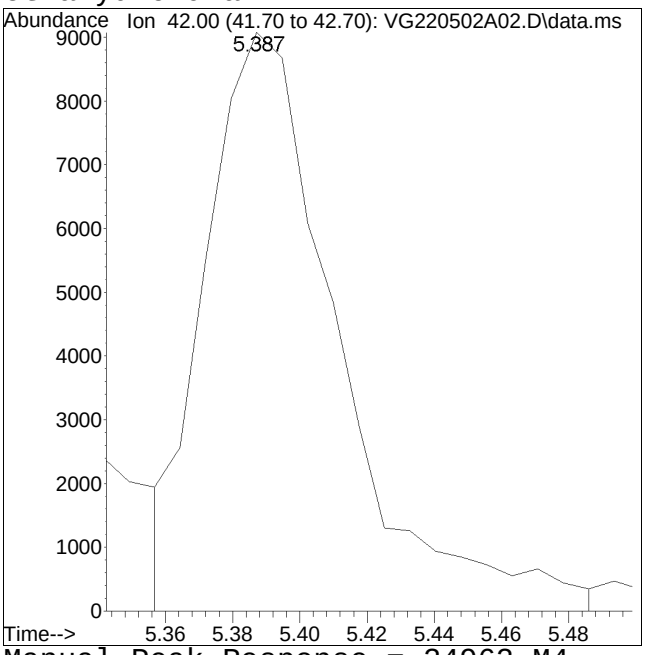

Manual Peak Response = 24962 M4

M4 = Poor automated baseline construction.

Manual Integration Report

Data Path : I:\VOLATILES\Gonzo\2022\22QMethod : G_220425N_8260.m
Data File : VG220502A02.D Operator : GONZO:PD
Date Inj'd : 5/2/2022 9:05 am Instrument : Gonzo
Sample : WG1633761-2 Quant Date : 5/2/2022 9:39 am

Compound #89: 2-Chlorotoluene

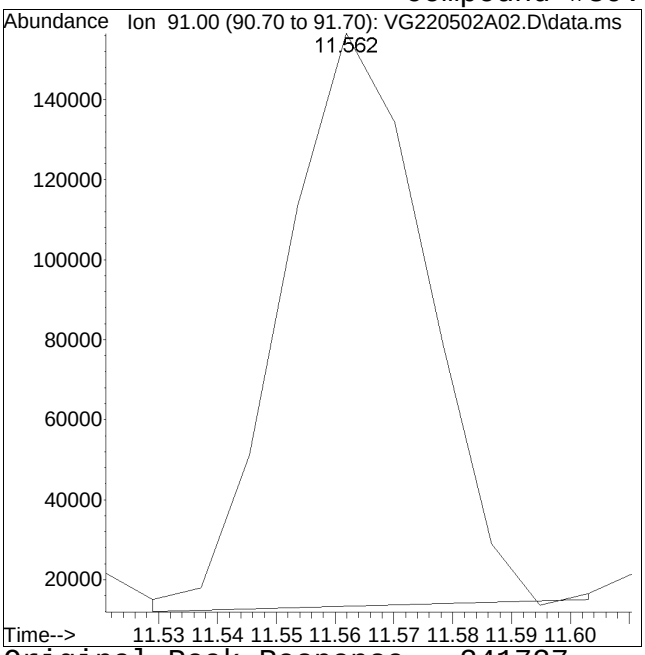

Original Peak Response = 241737

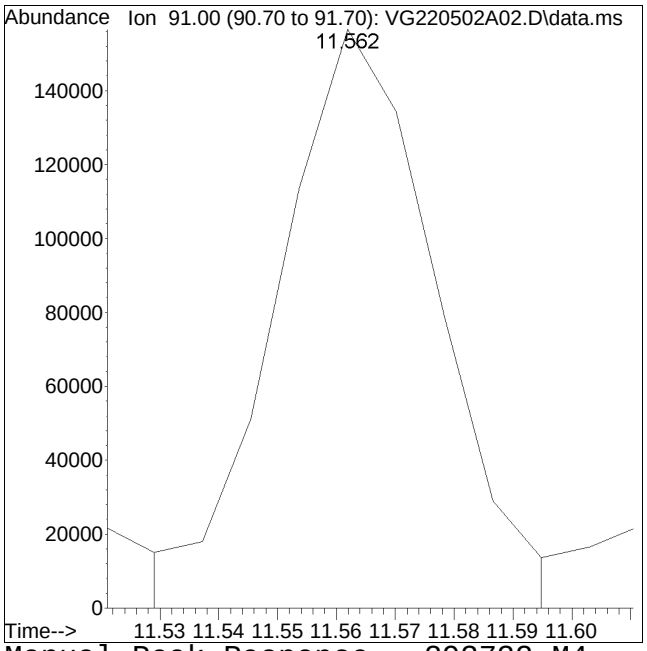

Manual Peak Response = 293732 M4

M4 = Poor automated baseline construction.

Manual Integration Report

Data Path : I:\VOLATILES\Gonzo\2022\22QMethod : G_220425N_8260.m
Data File : VG220502A02.D Operator : GONZO:PD
Date Inj'd : 5/2/2022 9:05 am Instrument : Gonzo
Sample : WG1633761-2 Quant Date : 5/2/2022 9:39 am

Compound #91: 1,2,3-Trichloropropane

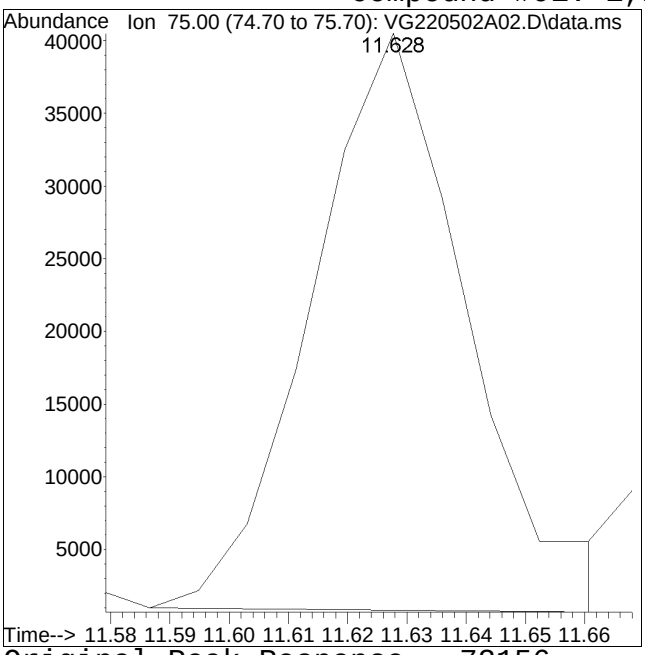

Original Peak Response = 72156

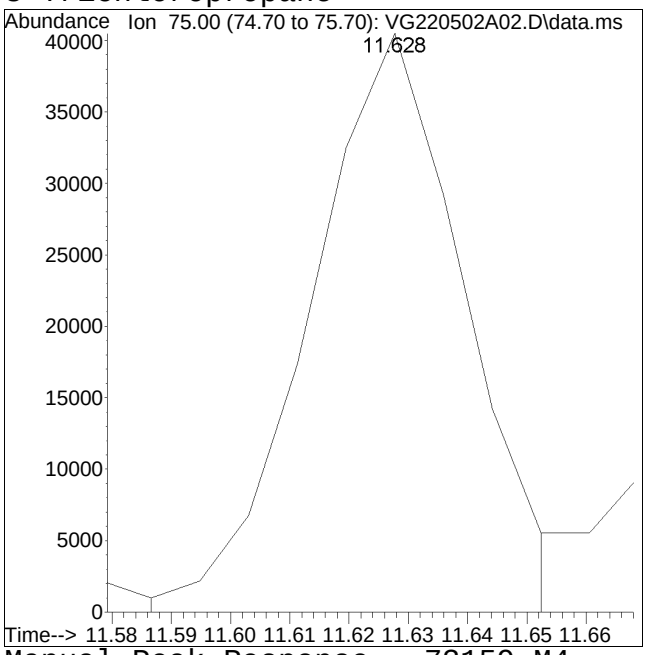

Manual Peak Response = 73159 M4

M4 = Poor automated baseline construction.

Data Path : I:\VOLATILES\Gonzo\2022\220501A\
Data File : VG220501ABF2.D
Acq On : 1 May 2022 8:32 am
Operator : GONZO:MV
Sample : WG1633355-1
Misc : WG1633355,ICAL18969
ALS Vial : 1 Sample Multiplier: 1

Integration File: rteint.p

Method : I:\VOLATILES\Gonzo\2022\220501A\G_220425N_8260.m
Title : VOLATILES BY GC/MS
Last Update : Tue Apr 26 12:00:50 2022

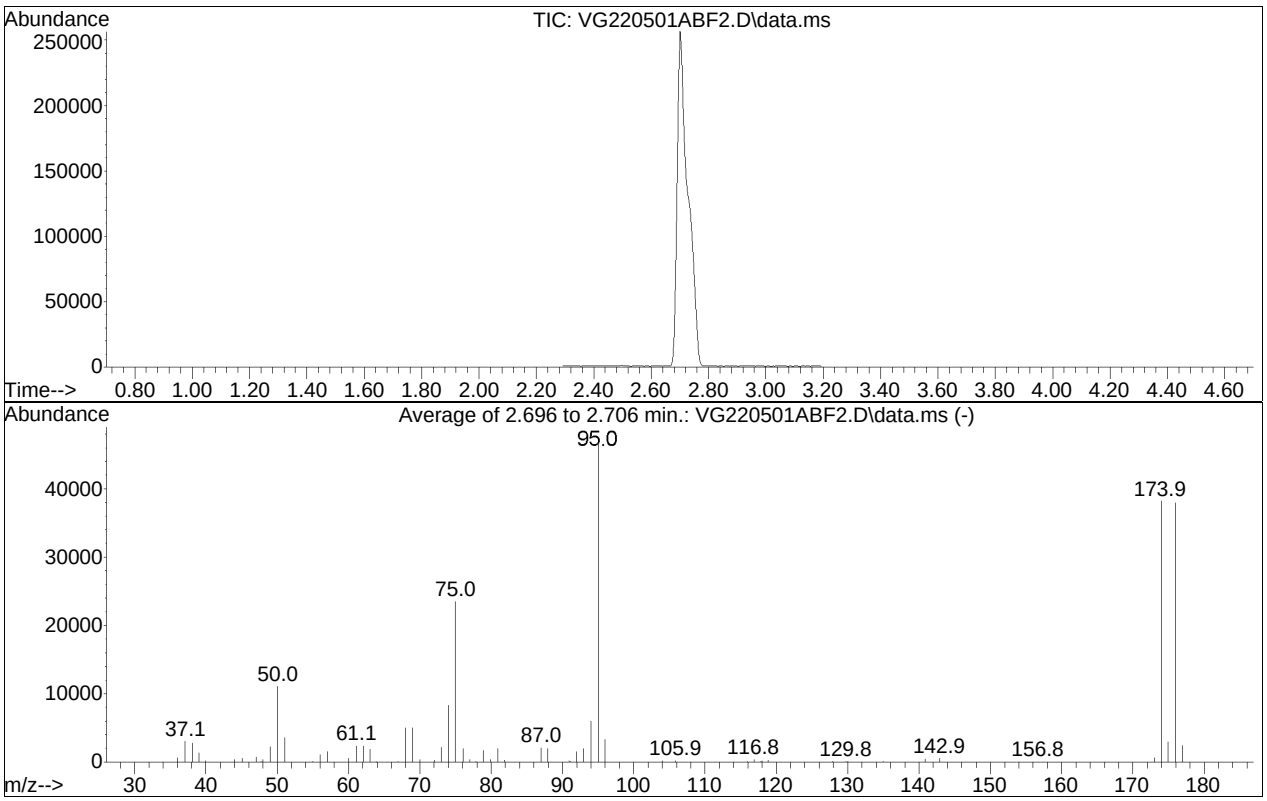

Spectrum Information: Average of 2.696 to 2.706 min.

Target Mass	Rel. to Mass	Lower Limit%	Upper Limit%	Rel. Abn%	Raw Abn	Result Pass/Fail
50	95	15	40	23.7	11062	PASS
75	95	30	60	50.4	23541	PASS
95	95	100	100	100.0	46749	PASS
96	95	5	9	7.2	3351	PASS
173	174	0.00	2	1.6	628	PASS
174	95	50	100	81.9	38269	PASS
175	174	5	9	7.7	2962	PASS
176	174	95	101	99.2	37949	PASS
177	176	5	9	6.4	2414	PASS

Data Path : I:\VOLATILES\Gonzo\2022\220502A\
Data File : VG220502ABF1.D
Acq On : 2 May 2022 8:24 am
Operator : GONZO:PD
Sample : WG1633761-1
Misc : WG1633761,ICAL18969
ALS Vial : 1 Sample Multiplier: 1

Integration File: rteint.p

Method : I:\VOLATILES\Gonzo\2022\220502A\G_220425N_8260.m
Title : VOLATILES BY GC/MS
Last Update : Tue Apr 26 12:00:50 2022

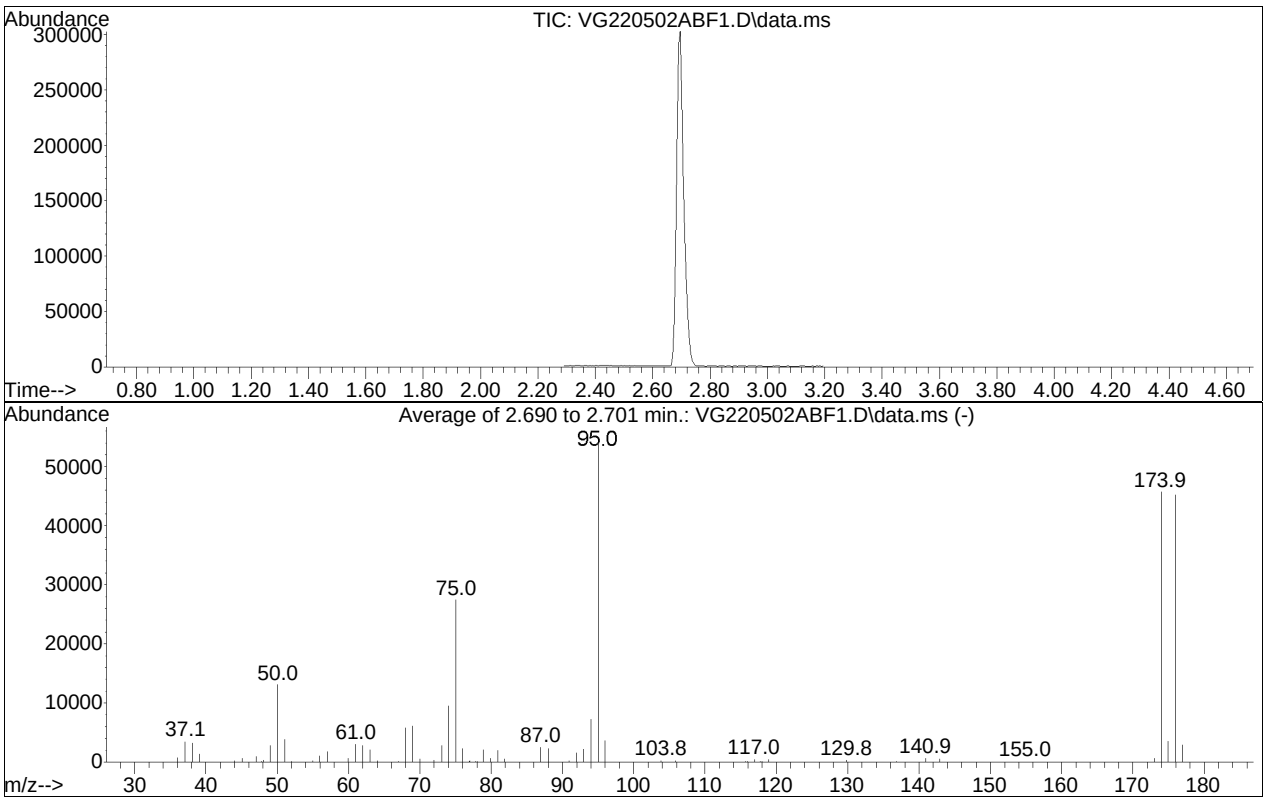

Spectrum Information: Average of 2.690 to 2.701 min.

Target Mass	Rel. to Mass	Lower Limit%	Upper Limit%	Rel. Abn%	Raw Abn	Result Pass/Fail
50	95	15	40	24.2	13088	PASS
75	95	30	60	50.8	27480	PASS
95	95	100	100	100.0	54051	PASS
96	95	5	9	6.7	3618	PASS
173	174	0.00	2	1.3	605	PASS
174	95	50	100	84.6	45733	PASS
175	174	5	9	7.8	3563	PASS
176	174	95	101	99.0	45283	PASS
177	176	5	9	6.3	2867	PASS

Volatiles Raw QC Data

Quantitation Report (QT/LSC Reviewed)

Data Path : I:\VOLATILES\Gonzo\2022\220501A\
Data File : VG220501A05.D
Acq On : 1 May 2022 10:40 am
Operator : GONZO:MV
Sample : WG1633355-5,31,10,10
Misc : WG1633355,ICAL18969
ALS Vial : 5 Sample Multiplier: 1

Quant Time: May 01 11:23:45 2022
Quant Method : I:\VOLATILES\Gonzo\2022\220501A\G_220425N_8260.m
Quant Title : VOLATILES BY GC/MS
QLast Update : Tue Apr 26 12:00:50 2022
Response via : Initial Calibration

CCAL FILE(s) : 1 - I:\VOLATILES\Gonzo\2022\220501A\VG220501A02.D
Sub List : 8260-Curve - Megamix plus Diox

Compound	R.T.	QIon	Response	Conc Units	Dev(Min)
Internal Standards					
1) Fluorobenzene	6.230	96	404287	10.000 ug/L	0.00
Standard Area 1 = 421642			Recovery = 95.88%		
59) Chlorobenzene-d5	9.785	117	325777	10.000 ug/L	0.00
Standard Area 1 = 332906			Recovery = 97.86%		
79) 1,4-Dichlorobenzene-d4	12.442	152	188504	10.000 ug/L	0.00
Standard Area 1 = 197122			Recovery = 95.63%		
System Monitoring Compounds					
36) Dibromofluoromethane	5.418	113	109575	10.228 ug/L	0.00
Spiked Amount 10.000	Range 70 - 130		Recovery = 102.28%		
43) 1,2-Dichloroethane-d4	5.949	65	133839	10.570 ug/L	0.00
Spiked Amount 10.000	Range 70 - 130		Recovery = 105.70%		
60) Toluene-d8	7.929	98	410649	10.062 ug/L	0.00
Spiked Amount 10.000	Range 70 - 130		Recovery = 100.62%		
83) 4-Bromofluorobenzene	11.249	95	154707	9.753 ug/L	0.00
Spiked Amount 10.000	Range 70 - 130		Recovery = 97.53%		
Target Compounds					Qvalue
4) Vinyl chloride	0.000		0	N.D.	
10) 1,1-Dichloroethene	0.000		0	N.D.	
15) Methylene chloride	0.000		0	N.D.	
17) Acetone	3.739	43	543	Below Cal #	47
18) trans-1,2-Dichloroethene	0.000		0	N.D.	
20) Methyl tert-butyl ether	0.000		0	N.D.	
23) 1,1-Dichloroethane	0.000		0	N.D.	
28) cis-1,2-Dichloroethene	5.038	96	70	N.D.	
32) Chloroform	5.250	83	359	N.D.	
34) Carbon tetrachloride	0.000		0	N.D.	
37) 1,1,1-Trichloroethane	0.000		0	N.D.	
39) 2-Butanone	5.524	43	89	N.D.	
41) Benzene	0.000		0	N.D.	
44) 1,2-Dichloroethane	0.000		0	N.D. d	
48) Trichloroethene	0.000		0	N.D. d	
57) 1,4-Dioxane	0.000		0	N.D.	
61) Toluene	0.000		0	N.D.	
63) Tetrachloroethene	0.000		0	N.D.	
73) Chlorobenzene	0.000		0	N.D.	
74) Ethylbenzene	9.777	91	722	N.D.	

Data Path : I:\VOLATILES\Gonzo\2022\220501A\
Data File : VG220501A05.D
Acq On : 1 May 2022 10:40 am
Operator : GONZO:MV
Sample : WG1633355-5,31,10,10
Misc : WG1633355,ICAL18969
ALS Vial : 5 Sample Multiplier: 1

Quant Time: May 01 11:23:45 2022
Quant Method : I:\VOLATILES\Gonzo\2022\220501A\G_220425N_8260.m
Quant Title : VOLATILES BY GC/MS
QLast Update : Tue Apr 26 12:00:50 2022
Response via : Initial Calibration

CCAL FILE(s) : 1 - I:\VOLATILES\Gonzo\2022\220501A\VG220501A02.D
Sub List : 8260-Curve - Megamix plus Diox

	Compound	R.T.	QIon	Response	Conc	Units	Dev(Min)
76)	p/m Xylene	0.000		0	N.D.		
77)	o Xylene	0.000		0	N.D.		
85)	n-Propylbenzene	11.397	91	83	N.D.		
90)	1,3,5-Trimethylbenzene	0.000		0	N.D.	d	
94)	tert-Butylbenzene	11.957	119	94	N.D.		
97)	1,2,4-Trimethylbenzene	12.047	105	333	N.D.		
98)	sec-Butylbenzene	12.146	105	261	N.D.		
100)	1,3-Dichlorobenzene	12.459	146	160	N.D.		
101)	1,4-Dichlorobenzene	12.459	146	160	N.D.		
103)	n-Butylbenzene	12.722	91	723	N.D.		
104)	1,2-Dichlorobenzene	12.878	146	202	N.D.		

(#) = qualifier out of range (m) = manual integration (+) = signals summed

Quantitation Report (QT/LSC Reviewed)

Data Path : I:\VOLATILES\Gonzo\2022\220501A\
Data File : VG220501A05.D
Acq On : 1 May 2022 10:40 am
Operator : GONZO:MV
Sample : WG1633355-5,31,10,10
Misc : WG1633355,ICAL18969
ALS Vial : 5 Sample Multiplier: 1

Quant Time: May 01 11:23:45 2022
Quant Method : I:\VOLATILES\Gonzo\2022\220501A\G_220425N_8260.m
Quant Title : VOLATILES BY GC/MS
QLast Update : Tue Apr 26 12:00:50 2022
Response via : Initial Calibration

Sub List : 8260-Curve - Megamix plus Diox0501A\VG220501A02.D•

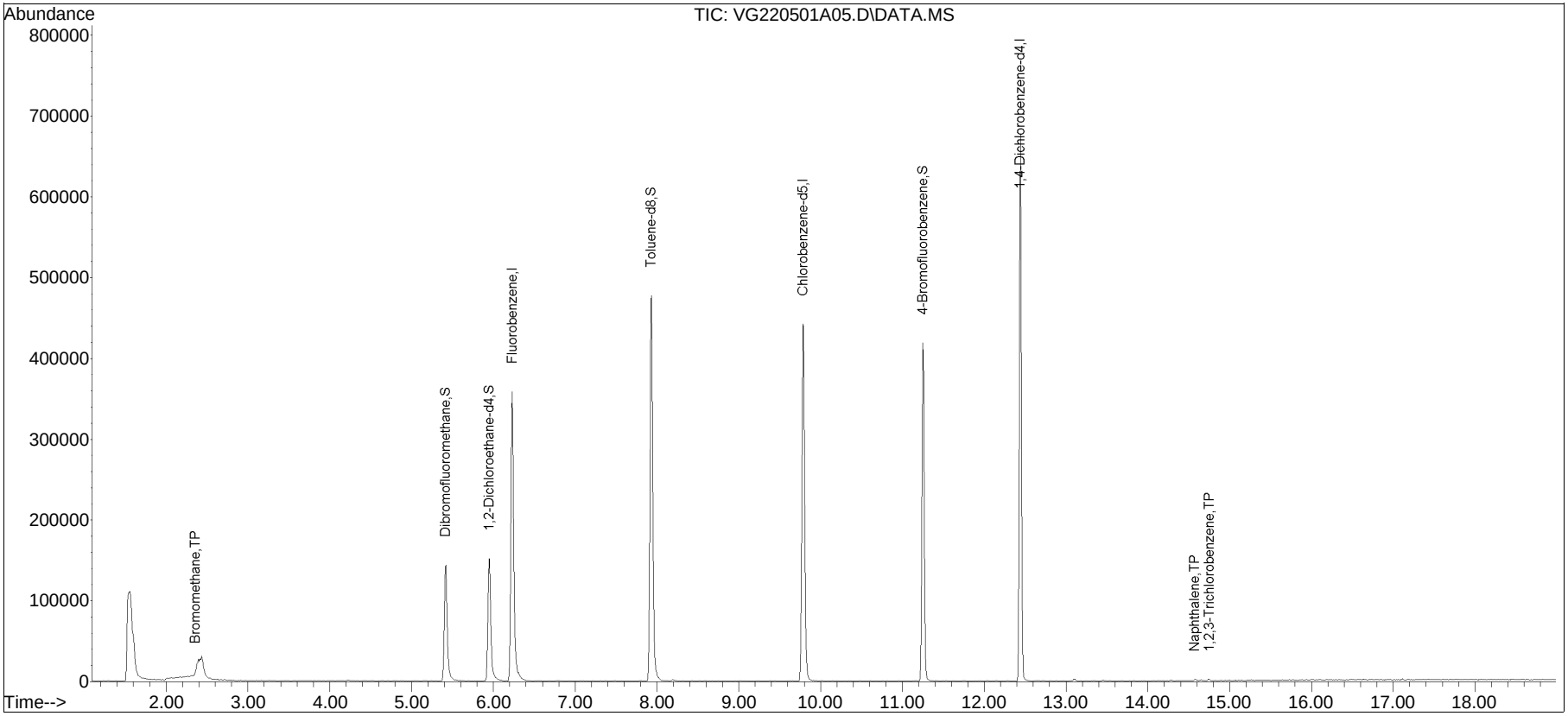

Manual Integration Report

Data Path	: I:\VOLATILES\Gonzo\2022\22Q	Method	: G_220425N_8260.m
Data File	: VG220501A05.D	Operator	: GONZO:MV
Date Inj'd	: 5/1/2022 10:40 am	Instrument	: Gonzo
Sample	: WG1633355-5,31,10,10	Quant Date	: 5/1/2022 11:22 am

There are no manual integrations or false positives in this file.

Quantitation Report (QT/LSC Reviewed)

Data Path : I:\VOLATILES\Gonzo\2022\220502A\
Data File : VG220502A05.D
Acq On : 2 May 2022 10:27 am
Operator : GONZO:PD
Sample : WG1633761-5,31,10,10 (Sig #1); METHOD BLK (Sig #2)
Misc : WG1633761,ICAL18969 (Sig #1); WG,ICAL18969 (Sig #2)
ALS Vial : 5 Sample Multiplier: 1

Quant Time: May 02 10:48:29 2022
Quant Method : I:\VOLATILES\Gonzo\2022\220502A\G_220425N_8260.m
Quant Title : VOLATILES BY GC/MS
QLast Update : Tue Apr 26 12:00:50 2022
Response via : Initial Calibration

CCAL FILE(s) : 1 - I:\VOLATILES\Gonzo\2022\220502A\VG220502A02.D
Sub List : 8260-Curve-IM-2CEVE - Megamix plus Diox-Iodomethane

Compound	R.T.	QIon	Response	Conc	Units	Dev(Min)
Internal Standards						
1) Fluorobenzene	6.230	96	428201	10.000	ug/L	0.00
Standard Area 1 = 452885			Recovery = 94.55%			
59) Chlorobenzene-d5	9.785	117	348580	10.000	ug/L	0.00
Standard Area 1 = 360000			Recovery = 96.83%			
79) 1,4-Dichlorobenzene-d4	12.442	152	198610	10.000	ug/L	0.00
Standard Area 1 = 211814			Recovery = 93.77%			
System Monitoring Compounds						
36) Dibromofluoromethane	5.418	113	114904	10.126	ug/L	0.00
Spiked Amount 10.000	Range 70 - 130		Recovery = 101.26%			
43) 1,2-Dichloroethane-d4	5.949	65	143093	10.670	ug/L	0.00
Spiked Amount 10.000	Range 70 - 130		Recovery = 106.70%			
60) Toluene-d8	7.929	98	436827	10.003	ug/L	0.00
Spiked Amount 10.000	Range 70 - 130		Recovery = 100.03%			
83) 4-Bromofluorobenzene	11.249	95	165954	9.930	ug/L	0.00
Spiked Amount 10.000	Range 70 - 130		Recovery = 99.30%			
Target Compounds						Qvalue
4) Vinyl chloride	0.000		0	N.D.		
10) 1,1-Dichloroethene	0.000		0	N.D.		
15) Methylene chloride	0.000		0	N.D.		
17) Acetone	0.000		0	N.D.	d	
18) trans-1,2-Dichloroethene	0.000		0	N.D.		
20) Methyl tert-butyl ether	0.000		0	N.D.		
23) 1,1-Dichloroethane	0.000		0	N.D.		
28) cis-1,2-Dichloroethene	5.045	96	85	N.D.		
32) Chloroform	5.235	83	349	N.D.		
34) Carbon tetrachloride	0.000		0	N.D.		
37) 1,1,1-Trichloroethane	0.000		0	N.D.		
39) 2-Butanone	5.577	43	91	N.D.		
41) Benzene	0.000		0	N.D.		
44) 1,2-Dichloroethane	0.000		0	N.D.	d	
48) Trichloroethene	0.000		0	N.D.	d	
57) 1,4-Dioxane	0.000		0	N.D.		
61) Toluene	0.000		0	N.D.		
63) Tetrachloroethene	0.000		0	N.D.		
73) Chlorobenzene	0.000		0	N.D.		
74) Ethylbenzene	9.785	91	557	N.D.		

Data Path : I:\VOLATILES\Gonzo\2022\220502A\
Data File : VG220502A05.D
Acq On : 2 May 2022 10:27 am
Operator : GONZO:PD
Sample : WG1633761-5,31,10,10 (Sig #1); METHOD BLK (Sig #2)
Misc : WG1633761,ICAL18969 (Sig #1); WG,ICAL18969 (Sig #2)
ALS Vial : 5 Sample Multiplier: 1

Quant Time: May 02 10:48:29 2022
Quant Method : I:\VOLATILES\Gonzo\2022\220502A\G_220425N_8260.m
Quant Title : VOLATILES BY GC/MS
QLast Update : Tue Apr 26 12:00:50 2022
Response via : Initial Calibration

CCAL FILE(s) : 1 - I:\VOLATILES\Gonzo\2022\220502A\VG220502A02.D
Sub List : 8260-Curve-IM-2CEVE - Megamix plus Diox-Iodomethane

	Compound	R.T.	QIon	Response	Conc	Units	Dev(Min)
76)	p/m Xylene	0.000		0		N.D.	
77)	o Xylene	0.000		0		N.D.	
85)	n-Propylbenzene	11.406	91	279		N.D.	
90)	1,3,5-Trimethylbenzene	11.628	105	116		N.D.	
94)	tert-Butylbenzene	0.000		0		N.D.	
97)	1,2,4-Trimethylbenzene	12.039	105	231		N.D.	
98)	sec-Butylbenzene	12.138	105	499		N.D.	
100)	1,3-Dichlorobenzene	12.368	146	111		N.D.	
101)	1,4-Dichlorobenzene	12.450	146	245		N.D.	
103)	n-Butylbenzene	12.738	91	668		N.D.	
104)	1,2-Dichlorobenzene	12.886	146	77		N.D.	

(#) = qualifier out of range (m) = manual integration (+) = signals summed

Quantitation Report (QT/LSC Reviewed)

Data Path : I:\VOLATILES\Gonzo\2022\220502A\
Data File : VG220502A05.D
Acq On : 2 May 2022 10:27 am
Operator : GONZO:PD
Sample : WG1633761-5,31,10,10 (Sig #1); METHOD BLK (Sig #2)
Misc : WG1633761,ICAL18969 (Sig #1); WG,ICAL18969 (Sig #2)
ALS Vial : 5 Sample Multiplier: 1

Quant Time: May 02 10:48:29 2022
Quant Method : I:\VOLATILES\Gonzo\2022\220502A\G_220425N_8260.m
Quant Title : VOLATILES BY GC/MS
QLast Update : Tue Apr 26 12:00:50 2022
Response via : Initial Calibration

Sub List : 8260-Curve-IM-2CEVE - Megamix plus Diox-Iodomethane

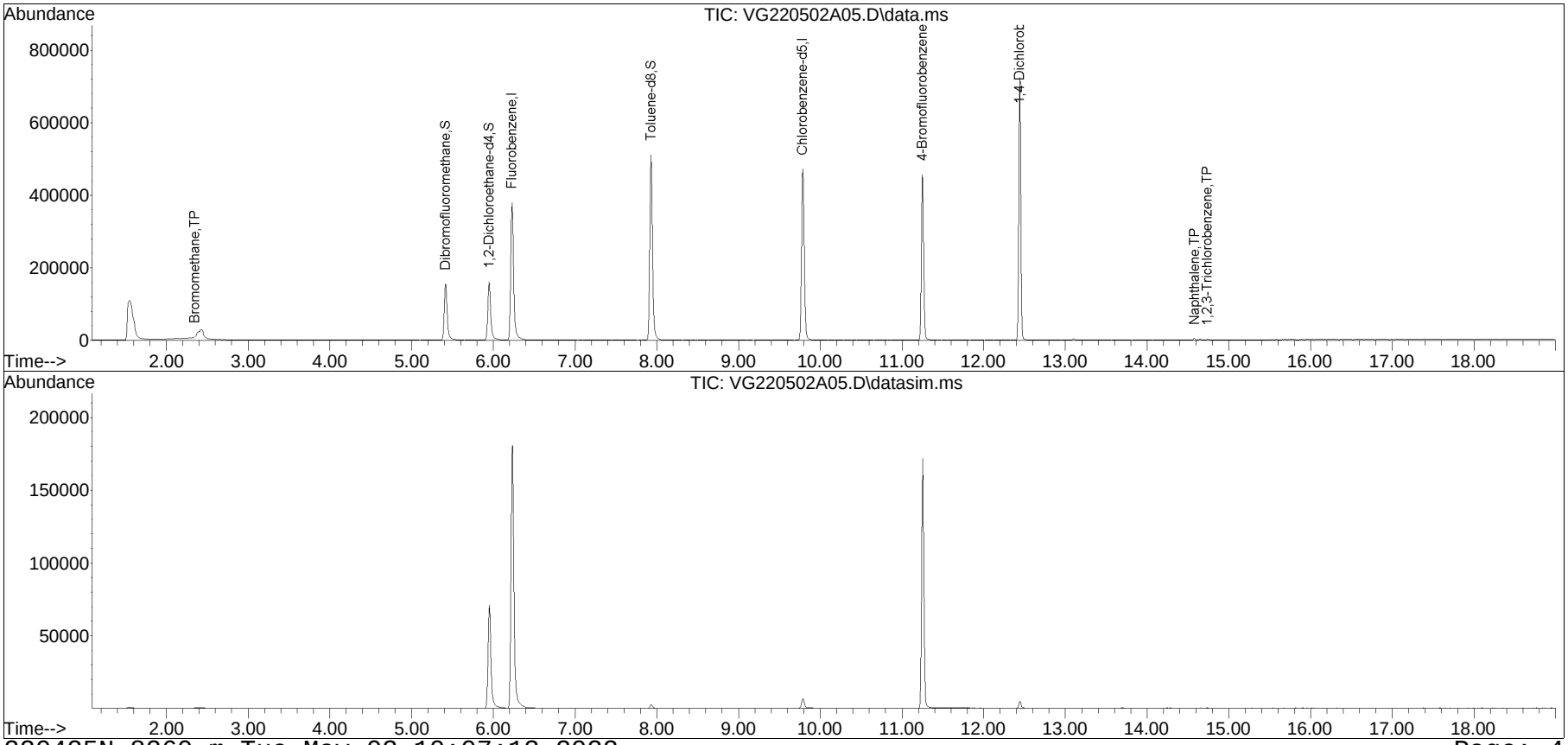

Quantitation Report (QT Reviewed)

Data Path : I:\VOLATILES\Gonzo\2022\220501A\
Data File : VG220501A02.D
Acq On : 1 May 2022 9:19 am
Operator : GONZO:MV
Sample : WG1633355-3,31,10,10
Misc : WG1633355,ICAL18969
ALS Vial : 2 Sample Multiplier: 1

Quant Time: May 01 10:14:01 2022
Quant Method : I:\VOLATILES\Gonzo\2022\220501A\G_220425N_8260.m
Quant Title : VOLATILES BY GC/MS
QLast Update : Tue Apr 26 12:00:50 2022
Response via : Initial Calibration

CCAL FILE(s) : 1 - I:\VOLATILES\Gonzo\2022\220501A\VG220501A02.D
Sub List : 8260-Curve - Megamix plus Diox

Compound	R.T.	QIon	Response	Conc	Units	Dev(Min)
Internal Standards						
1) Fluorobenzene	6.230	96	421642	10.000	ug/L	0.00
Standard Area 1 = 421642			Recovery = 100.00%			
59) Chlorobenzene-d5	9.785	117	332906	10.000	ug/L	0.00
Standard Area 1 = 332906			Recovery = 100.00%			
79) 1,4-Dichlorobenzene-d4	12.442	152	197122	10.000	ug/L	0.00
Standard Area 1 = 197122			Recovery = 100.00%			
System Monitoring Compounds						
36) Dibromofluoromethane	5.418	113	110188	9.862	ug/L	0.00
Spiked Amount 10.000	Range 70 - 130		Recovery = 98.62%			
43) 1,2-Dichloroethane-d4	5.949	65	138476	10.486	ug/L	0.00
Spiked Amount 10.000	Range 70 - 130		Recovery = 104.86%			
60) Toluene-d8	7.929	98	423944	10.166	ug/L	0.00
Spiked Amount 10.000	Range 70 - 130		Recovery = 101.66%			
83) 4-Bromofluorobenzene	11.249	95	161549	9.739	ug/L	0.00
Spiked Amount 10.000	Range 70 - 130		Recovery = 97.39%			
Target Compounds						Qvalue
4) Vinyl chloride	2.022	62	76195	9.640	ug/L	98
10) 1,1-Dichloroethene	3.123	96	65307	10.183	ug/L	85
15) Methylene chloride	3.693	84	75359	10.571	ug/L	79
17) Acetone	3.739	43	20196	8.202	ug/L	99
18) trans-1,2-Dichloroethene	3.845	96	70373	10.186	ug/L	86
20) Methyl tert-butyl ether	3.936	73	170858	9.420	ug/L	90
23) 1,1-Dichloroethane	4.438	63	144224	10.590	ug/L	98
28) cis-1,2-Dichloroethene	4.969	96	82590	10.308	ug/L	93
32) Chloroform	5.235	83	131284	9.759	ug/L #	95
34) Carbon tetrachloride	5.364	117	102622	10.375	ug/L	96
37) 1,1,1-Trichloroethane	5.433	97	118644	10.434	ug/L	96
39) 2-Butanone	5.532	43	31056	8.744	ug/L #	76
41) Benzene	5.805	78	303165	10.215	ug/L	95
44) 1,2-Dichloroethane	6.018	62	104425	10.354	ug/L	98
48) Trichloroethene	6.405	95	77160	9.529	ug/L	97
57) 1,4-Dioxane	7.242	88	29832	365.312	ug/L #	84
61) Toluene	7.987	92	189511	10.125	ug/L	96
63) Tetrachloroethene	8.438	166	82768	10.018	ug/L	97
73) Chlorobenzene	9.810	112	209669	10.014	ug/L	96
74) Ethylbenzene	9.834	91	379986	10.072	ug/L	98

Data Path : I:\VOLATILES\Gonzo\2022\220501A\
Data File : VG220501A02.D
Acq On : 1 May 2022 9:19 am
Operator : GONZO:MV
Sample : WG1633355-3,31,10,10
Misc : WG1633355,ICAL18969
ALS Vial : 2 Sample Multiplier: 1

Quant Time: May 01 10:14:01 2022
Quant Method : I:\VOLATILES\Gonzo\2022\220501A\G_220425N_8260.m
Quant Title : VOLATILES BY GC/MS
QLast Update : Tue Apr 26 12:00:50 2022
Response via : Initial Calibration

CCAL FILE(s) : 1 - I:\VOLATILES\Gonzo\2022\220501A\VG220501A02.D
Sub List : 8260-Curve - Megamix plus Diox

Compound	R.T.	QIon	Response	Conc	Units	Dev(Min)
76) p/m Xylene	10.024	106	294297	20.158	ug/L	96
77) o Xylene	10.558	106	286864	19.892	ug/L	97
85) n-Propylbenzene	11.397	91	475480	10.072	ug/L	97
90) 1,3,5-Trimethylbenzene	11.611	105	333622	9.851	ug/L	98
94) tert-Butylbenzene	11.949	119	291219	10.022	ug/L	98
97) 1,2,4-Trimethylbenzene	12.031	105	318451	9.829	ug/L	98
98) sec-Butylbenzene	12.138	105	443622	9.943	ug/L	97
100) 1,3-Dichlorobenzene	12.360	146	182750	10.019	ug/L	99
101) 1,4-Dichlorobenzene	12.459	146	184904	10.032	ug/L	99
103) n-Butylbenzene	12.714	91	324943	9.985	ug/L	97
104) 1,2-Dichlorobenzene	12.878	146	170327	9.992	ug/L	99

(#) = qualifier out of range (m) = manual integration (+) = signals summed

Quantitation Report (QT Reviewed)

Data Path : I:\VOLATILES\Gonzo\2022\220501A\
Data File : VG220501A02.D
Acq On : 1 May 2022 9:19 am
Operator : GONZO:MV
Sample : WG1633355-3,31,10,10
Misc : WG1633355,ICAL18969
ALS Vial : 2 Sample Multiplier: 1

Quant Time: May 01 10:14:01 2022
Quant Method : I:\VOLATILES\Gonzo\2022\220501A\G_220425N_8260.m
Quant Title : VOLATILES BY GC/MS
QLast Update : Tue Apr 26 12:00:50 2022
Response via : Initial Calibration

Sub List : 8260-Curve - Megamix plus Diox0501A\VG220501A02.D•

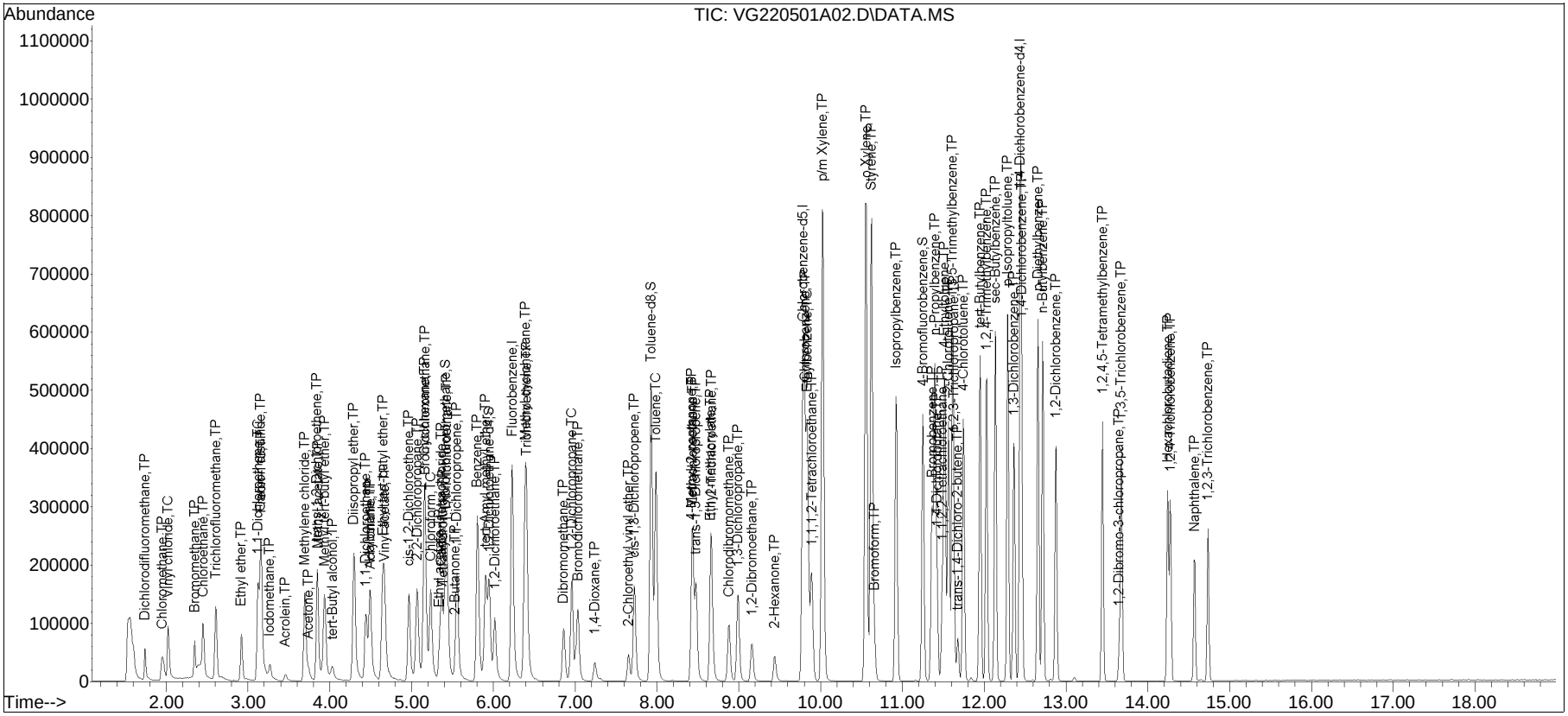

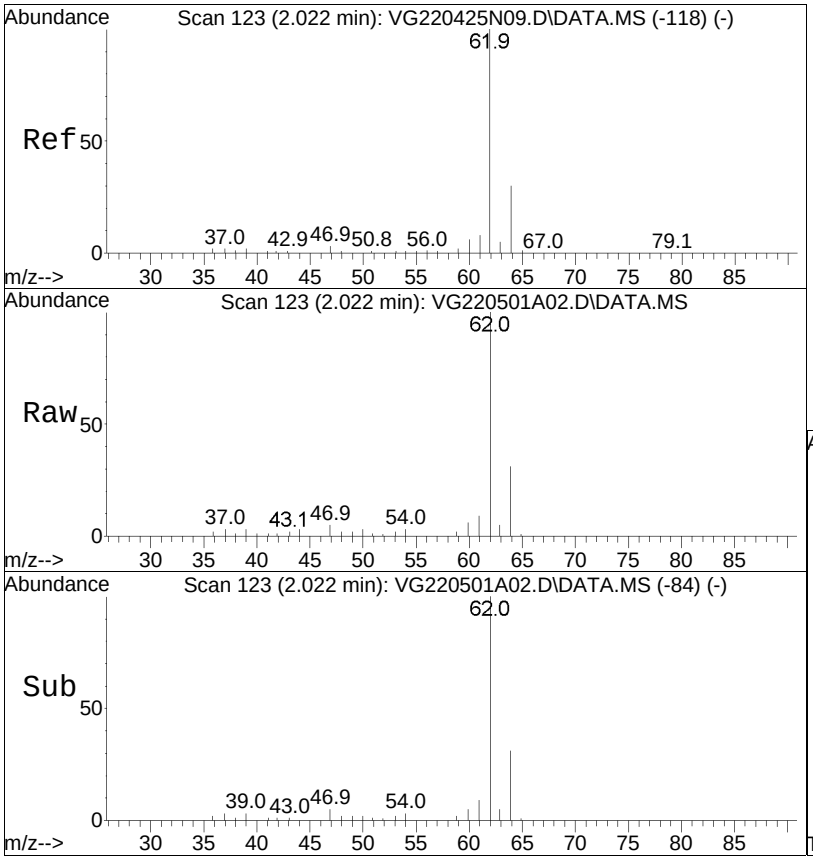

#4
Vinyl chloride
Concen: 9.64 ug/L
RT: 2.022 min Scan# 123
Delta R.T. -0.000 min
Lab File: VG220501A02.D
Acq: 1 May 2022 9:19 am

Tgt Ion: 62 Resp: 76195

Ion	Ratio	Lower	Upper
62	100		
64	32.6	11.3	51.3

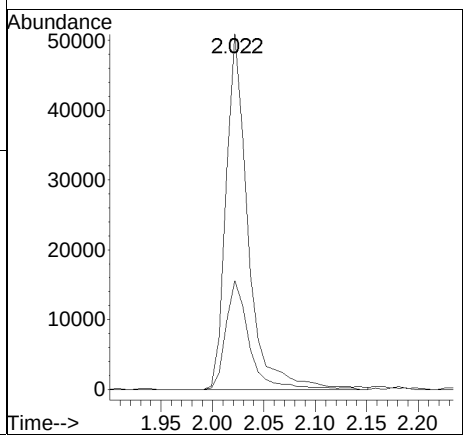

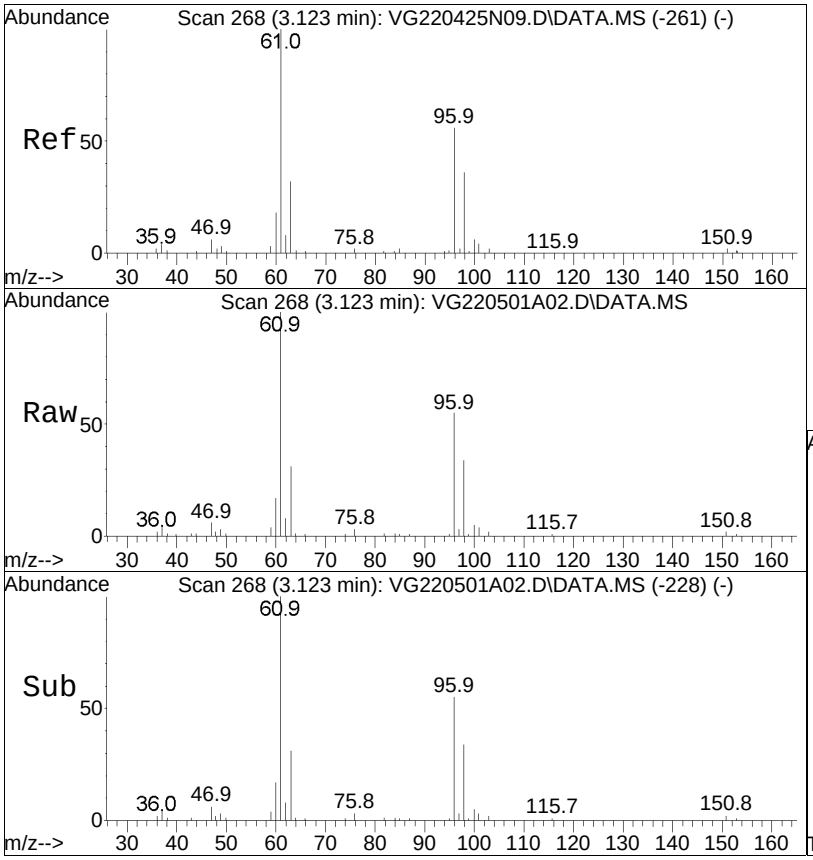

#10
1,1-Dichloroethene
Concen: 10.18 ug/L
RT: 3.123 min Scan# 268
Delta R.T. 0.000 min
Lab File: VG220501A02.D
Acq: 1 May 2022 9:19 am

Tgt Ion: 96 Resp: 65307

Ion	Ratio	Lower	Upper
96	100		
61	177.7	124.2	186.4
63	55.6	40.0	60.0

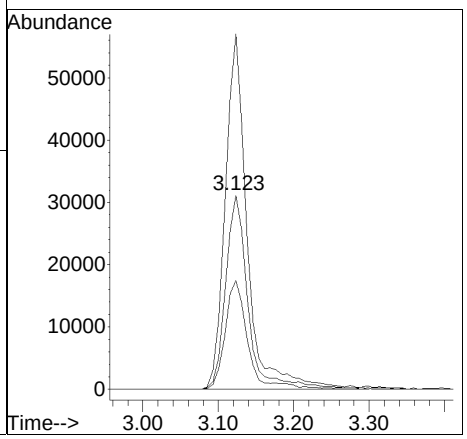

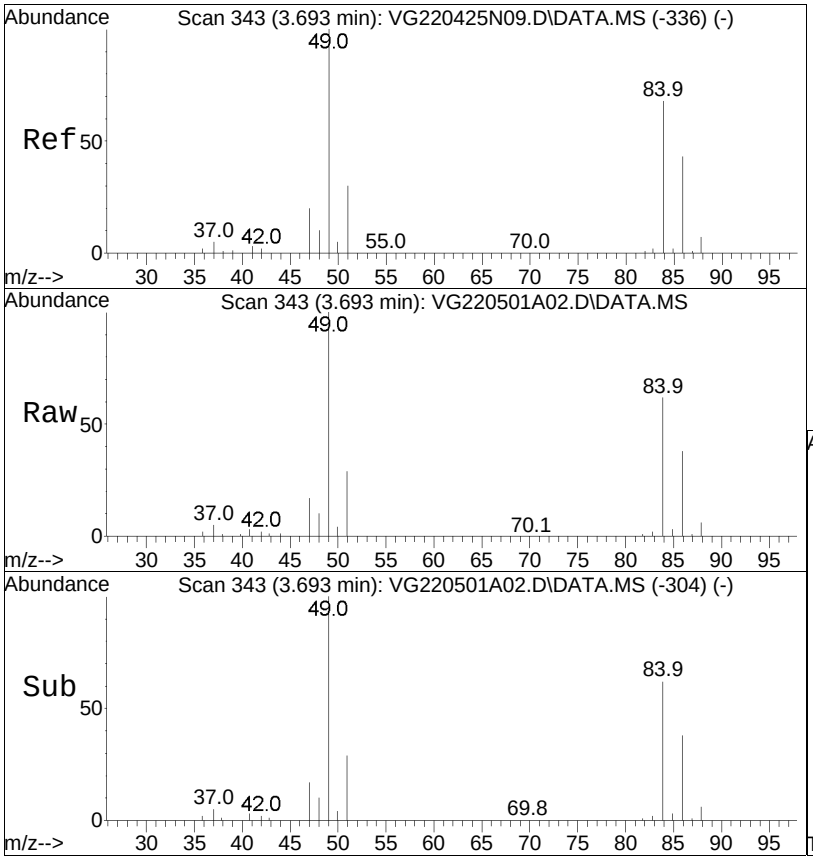

#15
Methylene chloride
Concen: 10.57 ug/L
RT: 3.693 min Scan# 343
Delta R.T. 0.000 min
Lab File: VG220501A02.D
Acq: 1 May 2022 9:19 am

Tgt Ion: 84 Resp: 75359

Ion	Ratio	Lower	Upper
84	100		
86	62.9	41.1	85.5
49	152.9	76.2	158.2

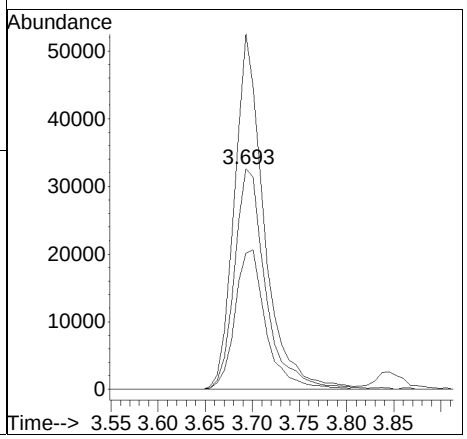

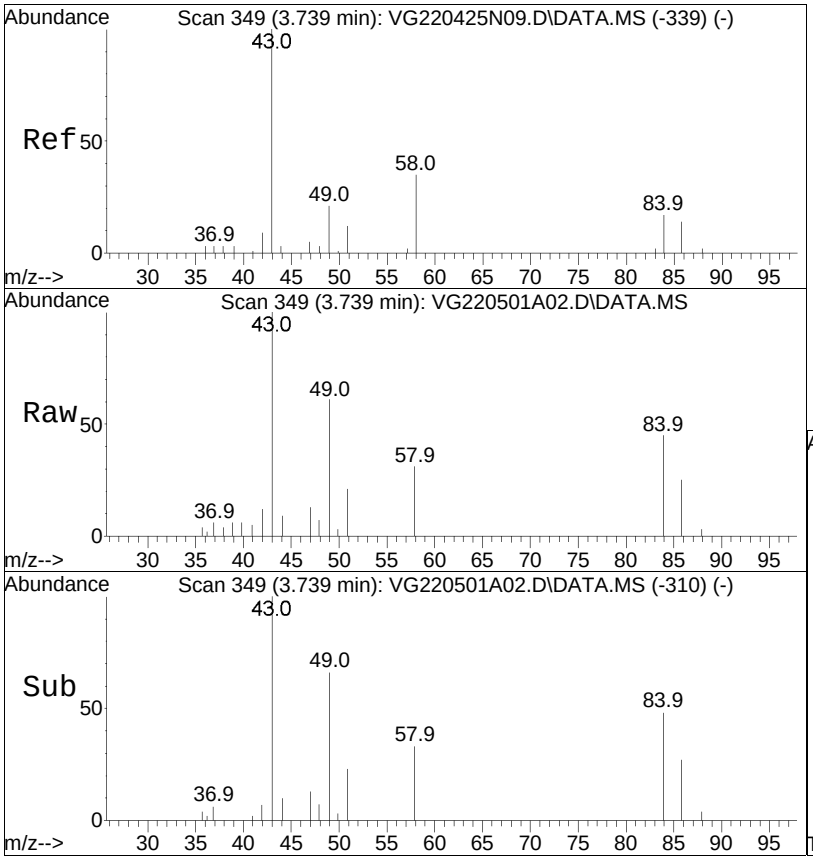

#17
Acetone
Concen: 8.20 ug/L
RT: 3.739 min Scan# 349
Delta R.T. -0.000 min
Lab File: VG220501A02.D
Acq: 1 May 2022 9:19 am

Tgt Ion: 43 Resp: 20196

Ion	Ratio	Lower	Upper
43	100		
58	27.5	22.2	33.4

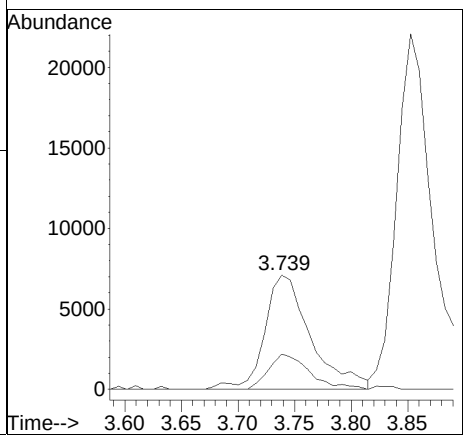

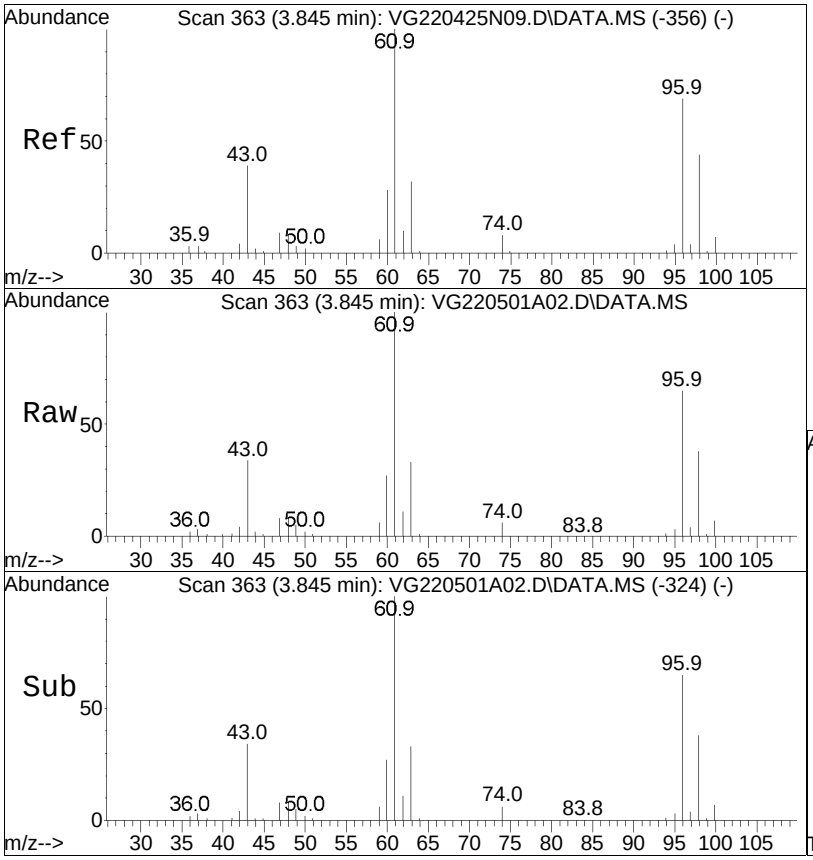

#18
trans-1,2-Dichloroethene
Concen: 10.19 ug/L
RT: 3.845 min Scan# 363
Delta R.T. -0.000 min
Lab File: VG220501A02.D
Acq: 1 May 2022 9:19 am

Tgt Ion: 96 Resp: 70373

Ion	Ratio	Lower	Upper
96	100		
61	156.1	85.7	178.1
98	62.7	40.2	83.4
63	49.8	28.0	58.2

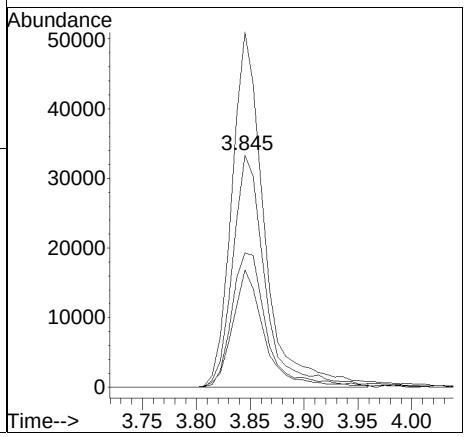

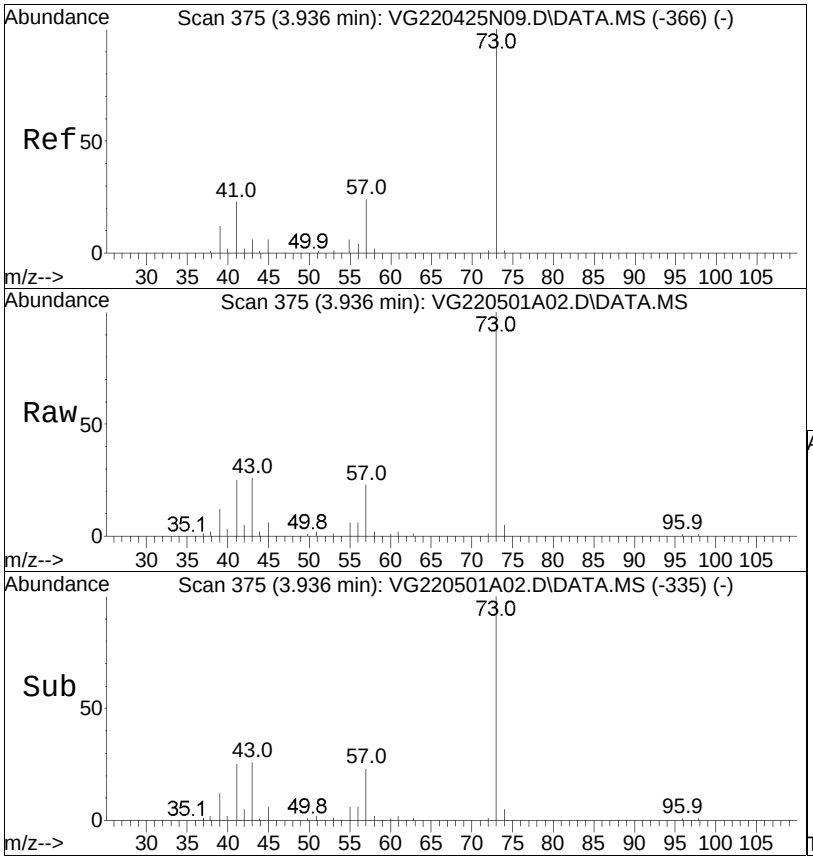

#20
Methyl tert-butyl ether
Concen: 9.42 ug/L
RT: 3.936 min Scan# 375
Delta R.T. 0.000 min
Lab File: VG220501A02.D
Acq: 1 May 2022 9:19 am

Tgt Ion: 73 Resp: 170858

Ion	Ratio	Lower	Upper
73	100		
57	23.4	12.5	26.1
43	25.2	13.0	27.0
41	23.8	12.5	26.1

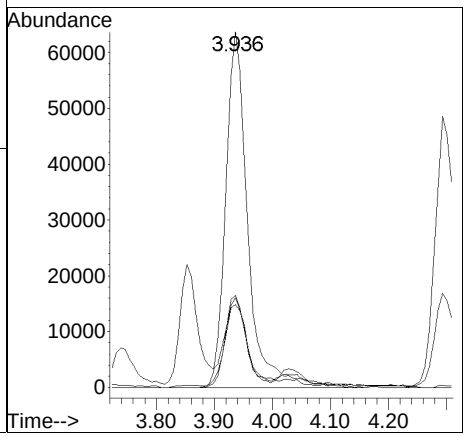

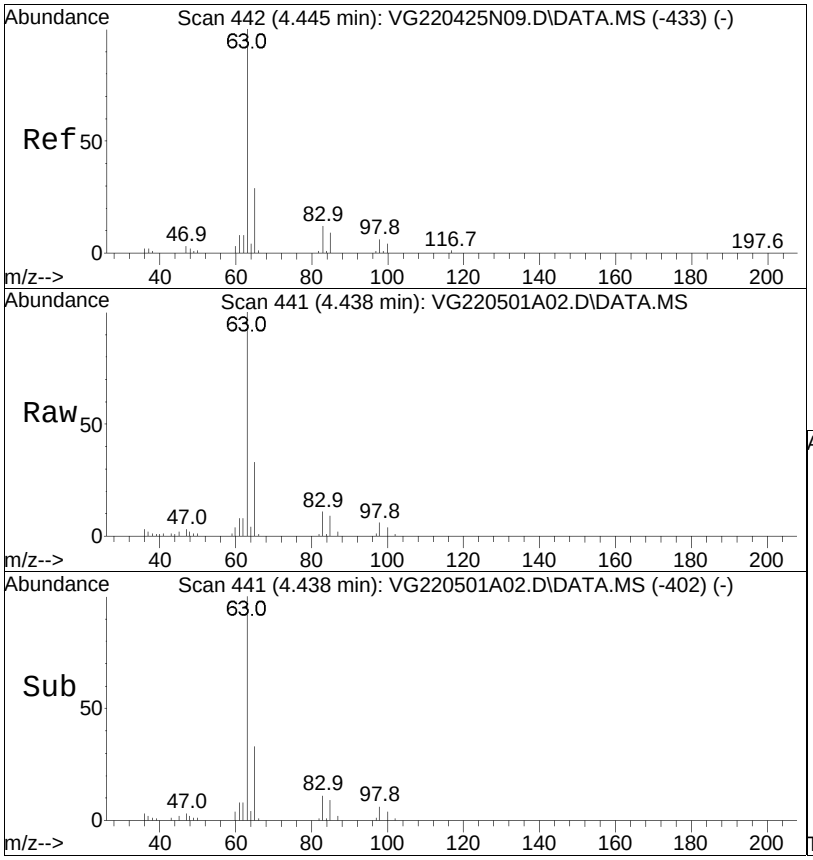

#23
1,1-Dichloroethane
Concen: 10.59 ug/L
RT: 4.438 min Scan# 441
Delta R.T. -0.007 min
Lab File: VG220501A02.D
Acq: 1 May 2022 9:19 am

Tgt Ion: 63 Resp: 144224

Ion	Ratio	Lower	Upper
63	100		
65	31.0	10.4	50.4
83	12.2	0.0	33.2

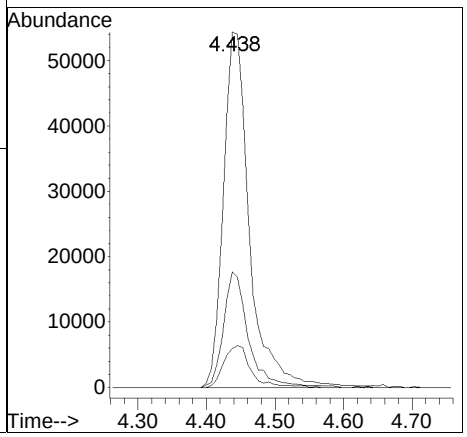

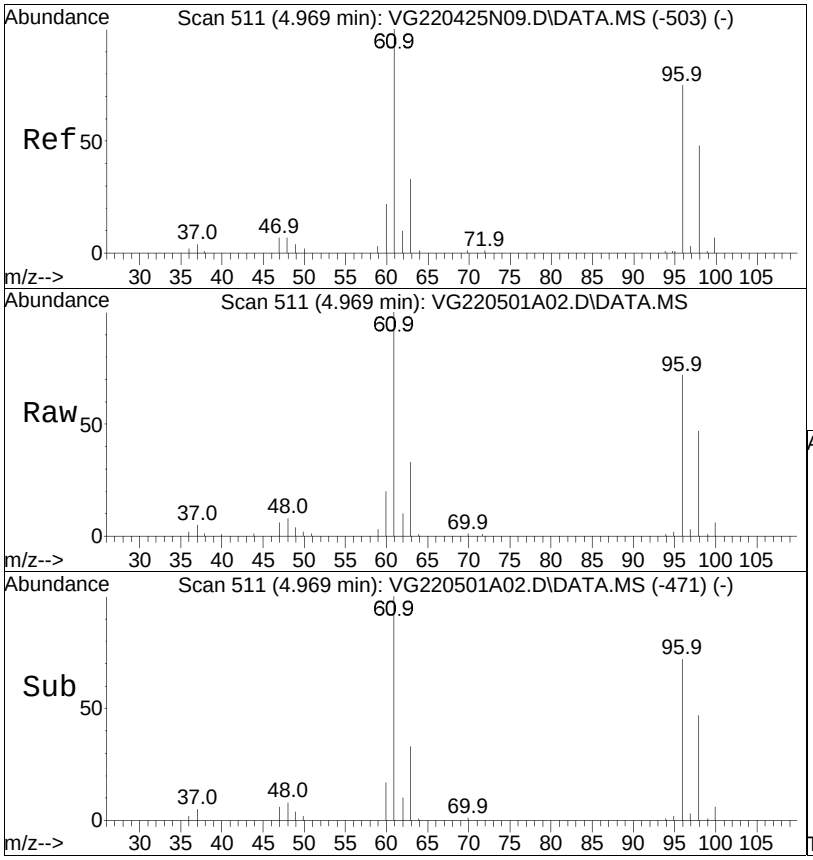

#28
cis-1,2-Dichloroethene
Concen: 10.31 ug/L
RT: 4.969 min Scan# 511
Delta R.T. 0.000 min
Lab File: VG220501A02.D
Acq: 1 May 2022 9:19 am

Tgt Ion: 96 Resp: 82590

Ion	Ratio	Lower	Upper
96	100		
61	129.4	96.6	144.8
98	59.8	51.3	76.9

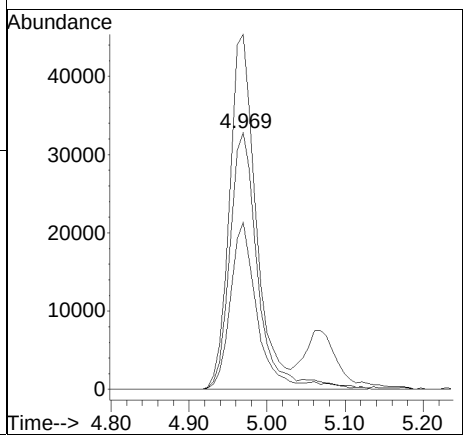

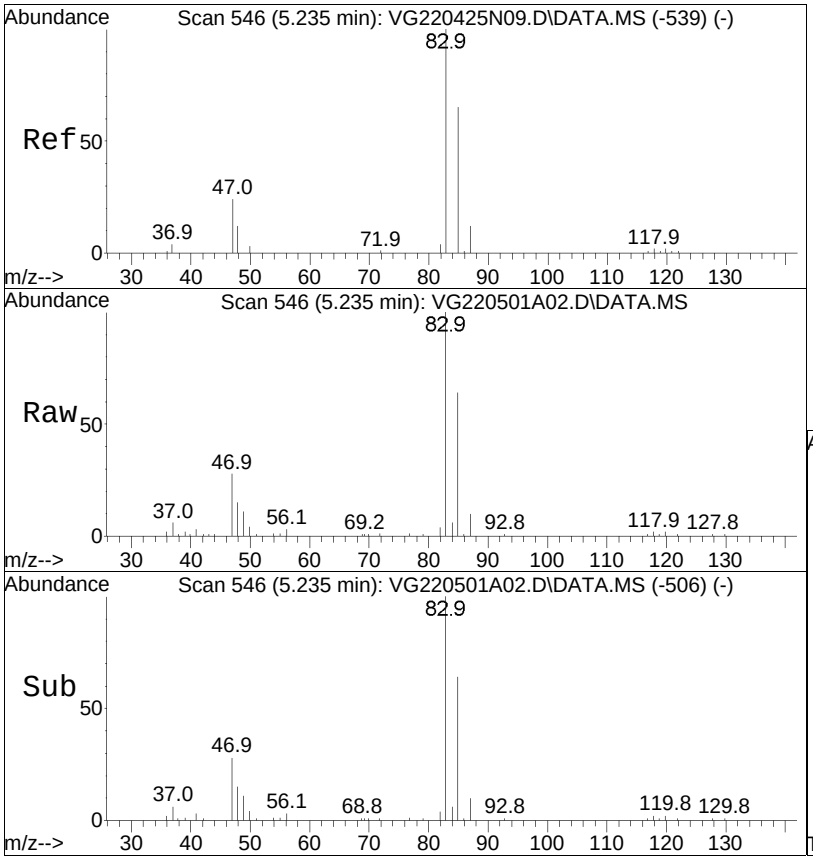

#32
Chloroform
Concen: 9.76 ug/L
RT: 5.235 min Scan# 546
Delta R.T. 0.000 min
Lab File: VG220501A02.D
Acq: 1 May 2022 9:19 am

Tgt Ion: 83 Resp: 131284

Ion	Ratio	Lower	Upper
83	100		
85	64.4	41.4	86.0
47	29.8	15.1	31.3
48	16.4	7.7	16.1#

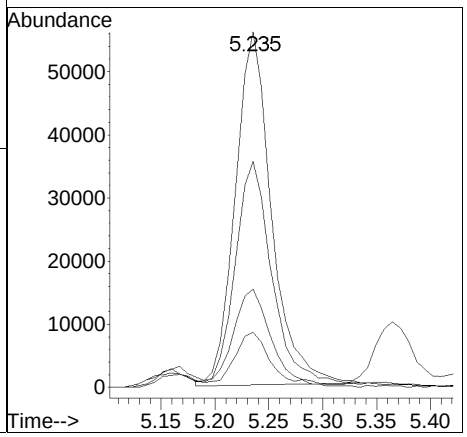

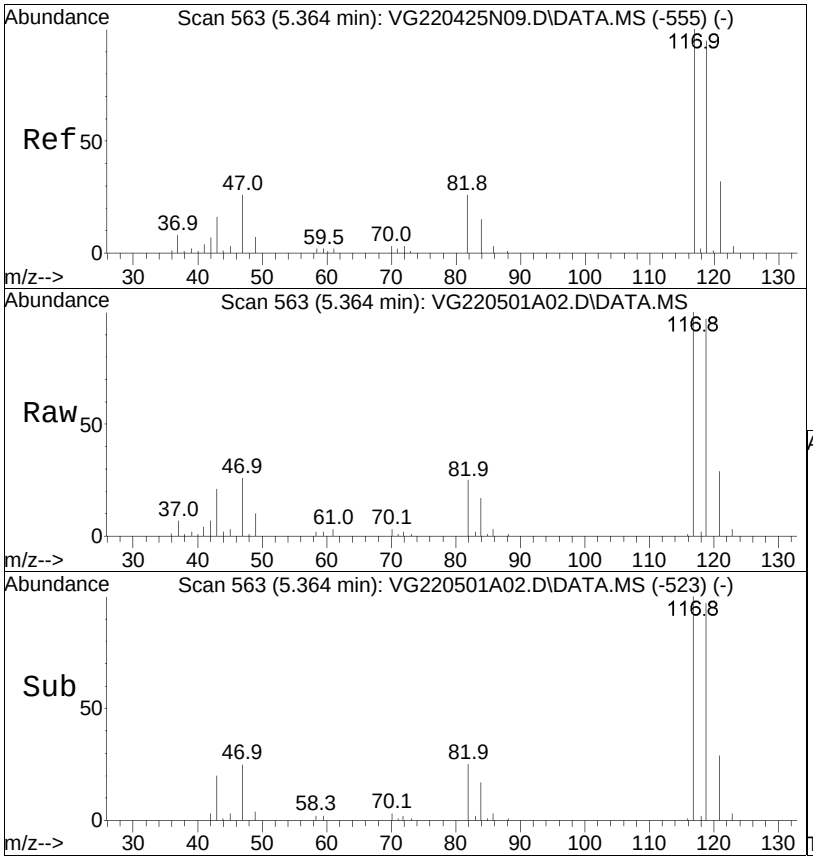

#34
Carbon tetrachloride
Concen: 10.37 ug/L
RT: 5.364 min Scan# 563
Delta R.T. 0.000 min
Lab File: VG220501A02.D
Acq: 1 May 2022 9:19 am

Tgt Ion:117 Resp: 102622

Ion	Ratio	Lower	Upper
117	100		
119	94.8	63.2	131.2
121	31.5	20.4	42.4
82	29.9	15.4	32.0

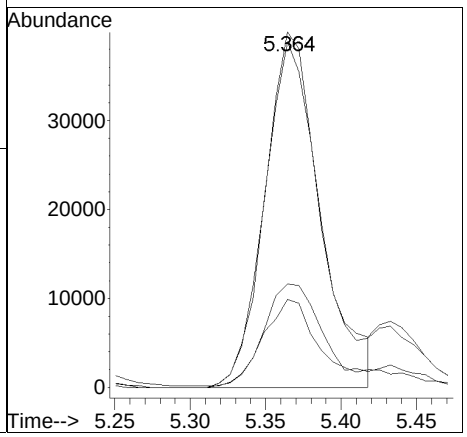

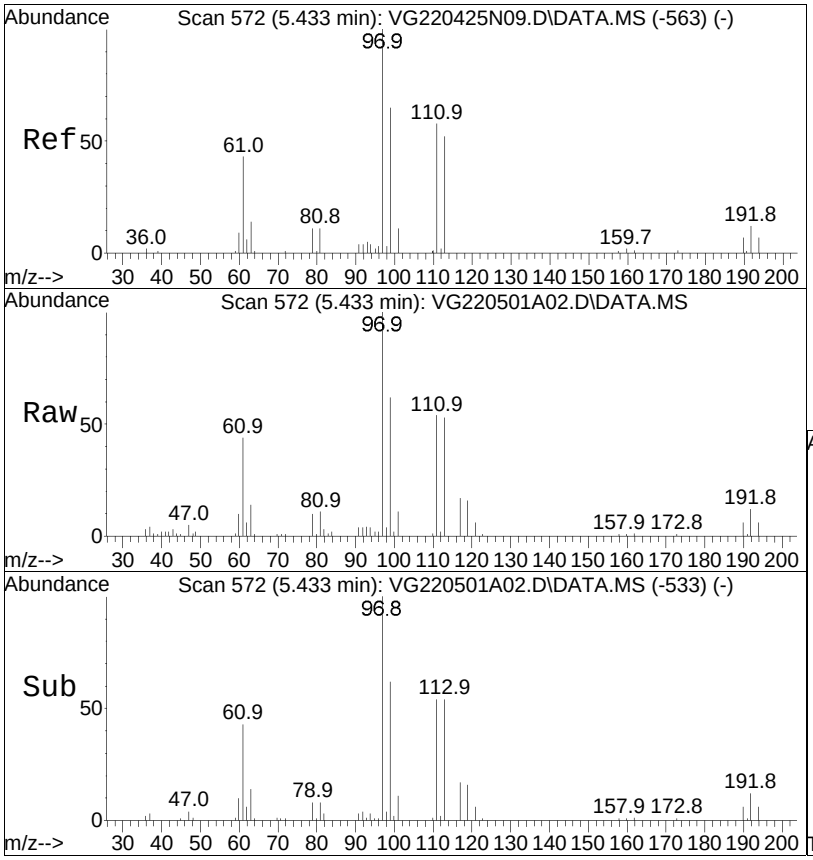

#37
1,1,1-Trichloroethane
Concen: 10.43 ug/L
RT: 5.433 min Scan# 572
Delta R.T. -0.000 min
Lab File: VG220501A02.D
Acq: 1 May 2022 9:19 am

Tgt Ion: 97 Resp: 118644

Ion	Ratio	Lower	Upper
97	100		
99	63.4	41.3	85.7
61	46.5	26.0	54.0
63	15.4	8.6	18.0

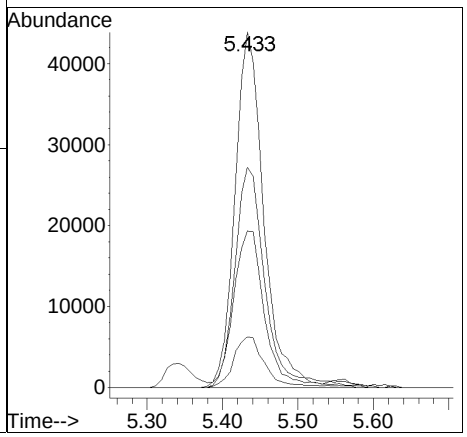

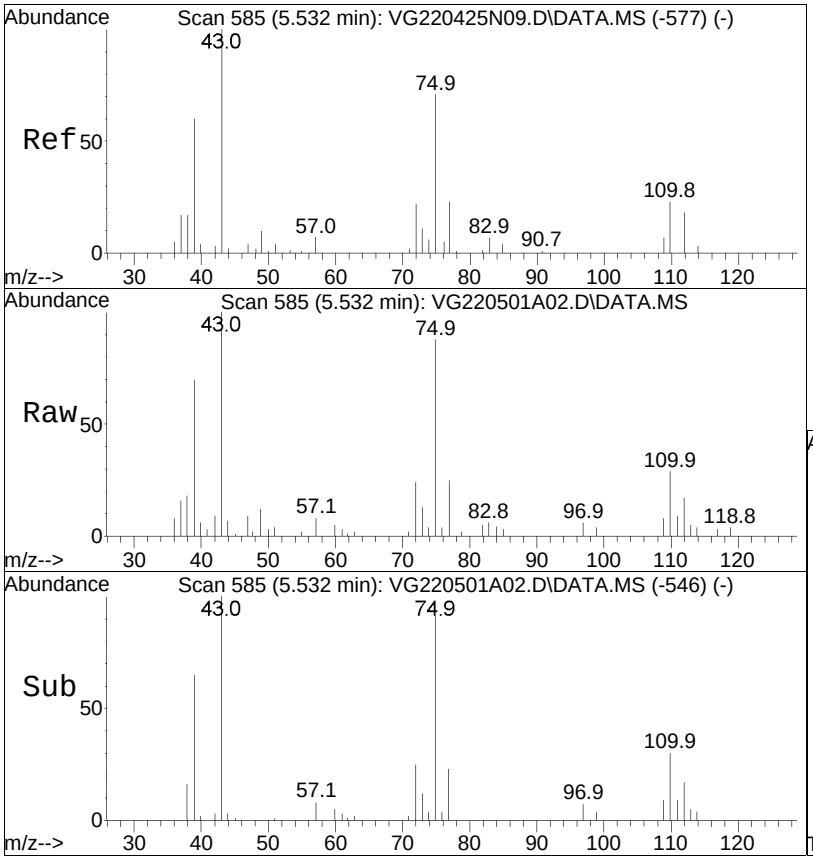

#39
2-Butanone
Concen: 8.74 ug/L
RT: 5.532 min Scan# 585
Delta R.T. -0.000 min
Lab File: VG220501A02.D
Acq: 1 May 2022 9:19 am

Tgt Ion: 43 Resp: 31056

Ion	Ratio	Lower	Upper
43	100		
72	36.0	42.6	63.8#

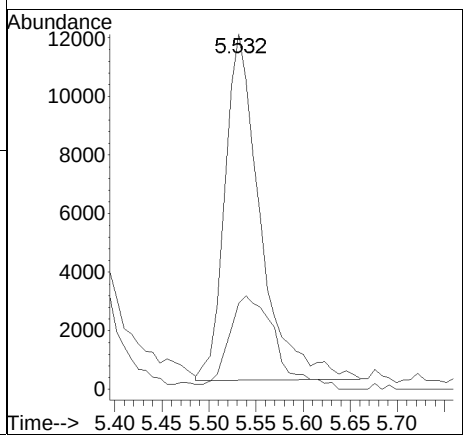

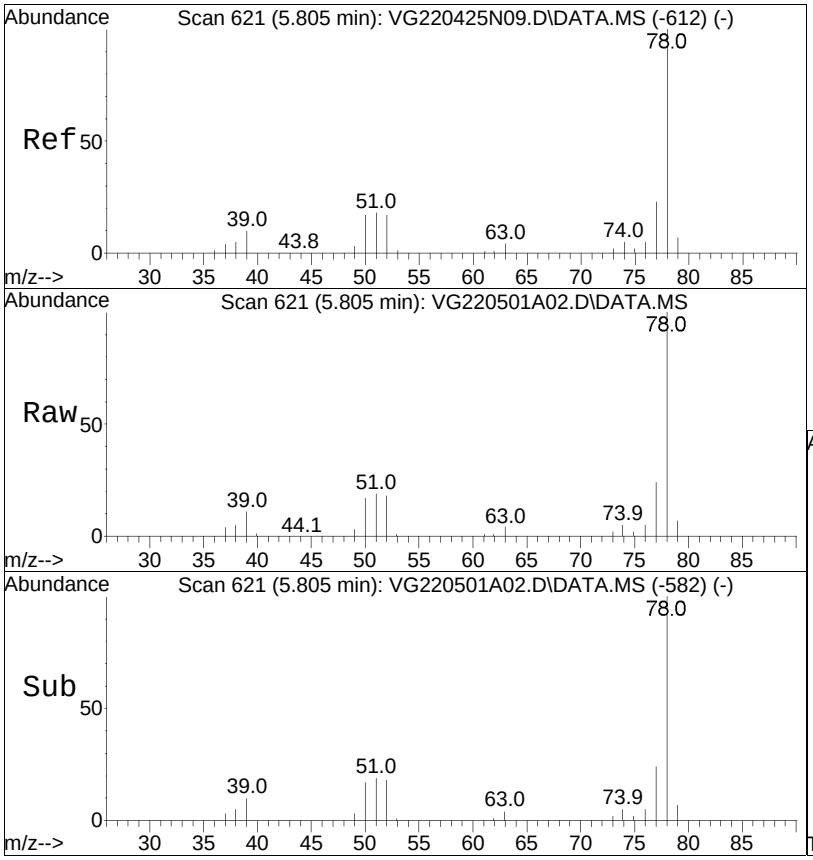

#41
Benzene
Concen: 10.21 ug/L
RT: 5.805 min Scan# 621
Delta R.T. 0.000 min
Lab File: VG220501A02.D
Acq: 1 May 2022 9:19 am

Tgt Ion: 78 Resp: 303165

Ion	Ratio	Lower	Upper
78	100		
77	23.6	15.5	32.1
51	18.8	9.9	20.7
52	17.7	9.2	19.2

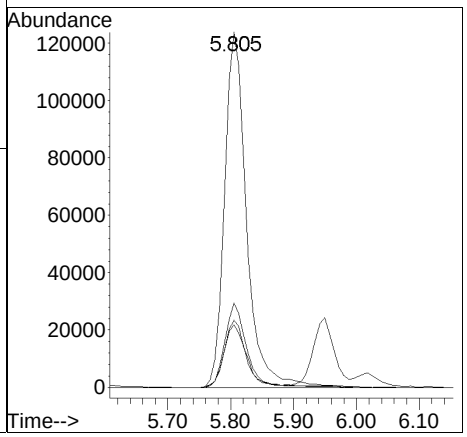

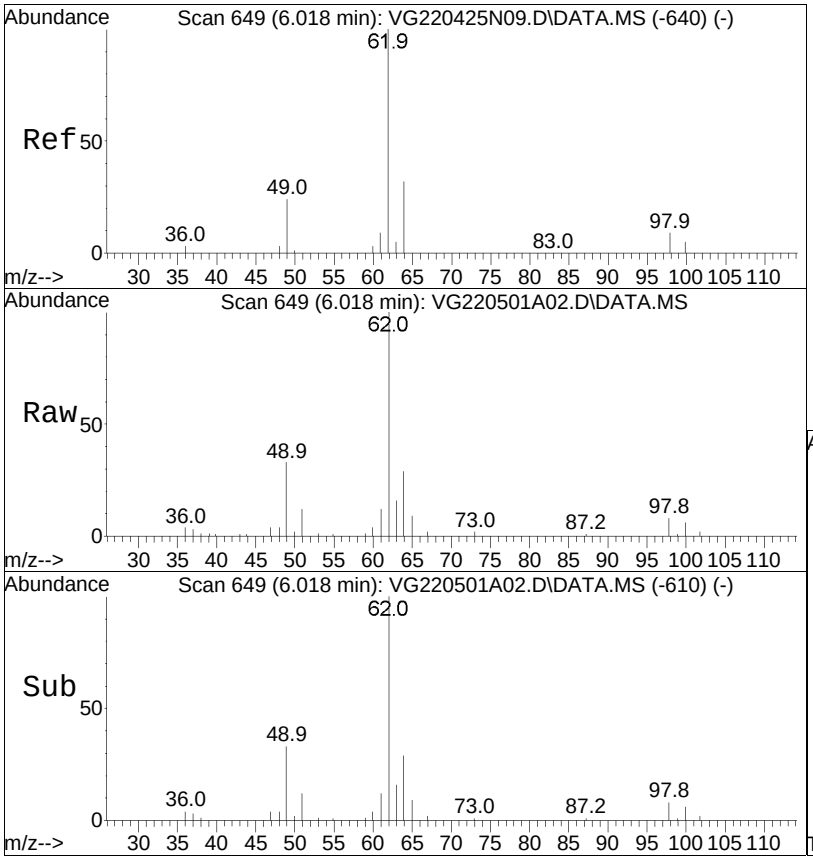

#44
1,2-Dichloroethane
Concen: 10.35 ug/L
RT: 6.018 min Scan# 649
Delta R.T. -0.000 min
Lab File: VG220501A02.D
Acq: 1 May 2022 9:19 am

Tgt Ion: 62 Resp: 104425

Ion	Ratio	Lower	Upper
62	100		
64	31.2	11.9	51.9
98	8.3	0.0	29.3

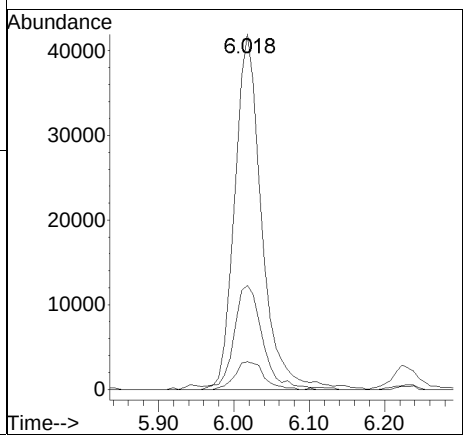

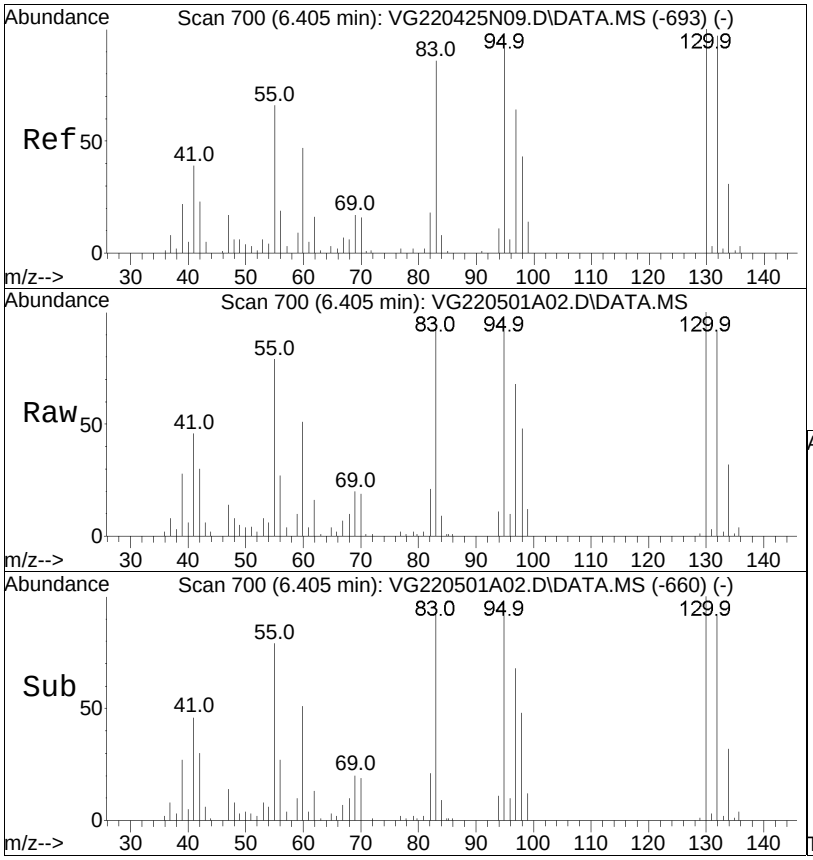

#48
Trichloroethene
Concen: 9.53 ug/L
RT: 6.405 min Scan# 700
Delta R.T. 0.000 min
Lab File: VG220501A02.D
Acq: 1 May 2022 9:19 am

Tgt Ion: 95 Resp: 77160

Ion	Ratio	Lower	Upper
95	100		
97	65.7	54.0	81.0
130	102.6	85.0	127.4

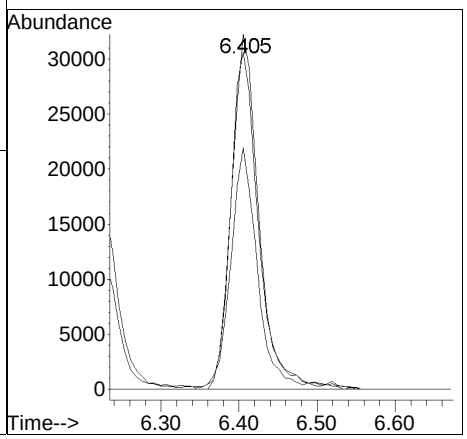

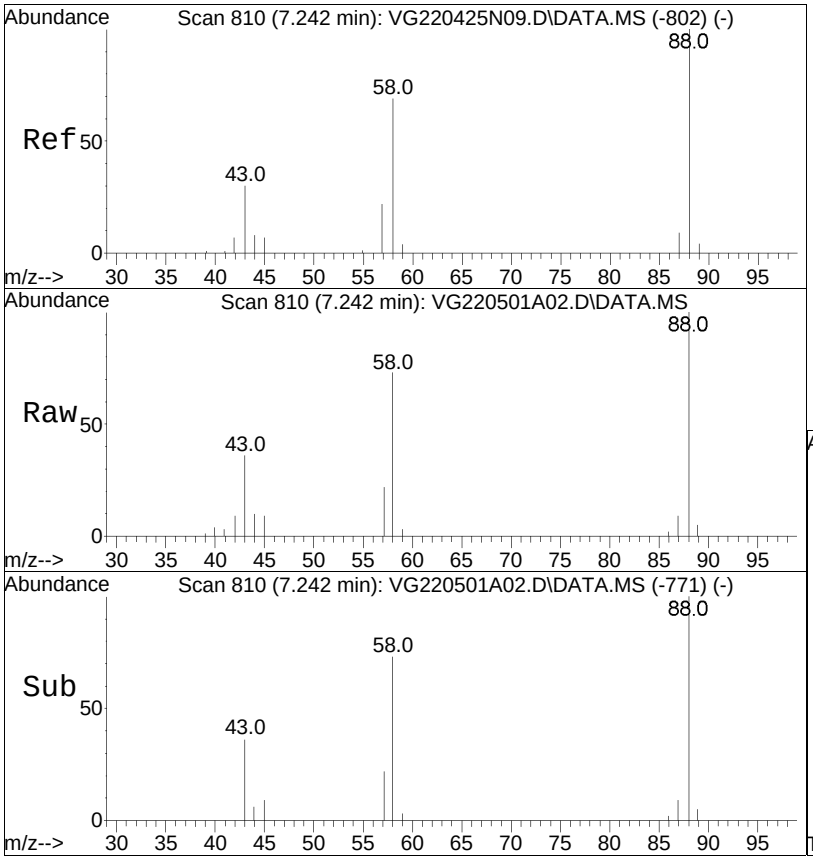

#57
1,4-Dioxane
Concen: 365.31 ug/L
RT: 7.242 min Scan# 810
Delta R.T. -0.000 min
Lab File: VG220501A02.D
Acq: 1 May 2022 9:19 am

Tgt Ion: 88 Resp: 29832

Ion	Ratio	Lower	Upper
88	100		
58	72.9	48.7	73.1
43	36.5	22.4	33.6#

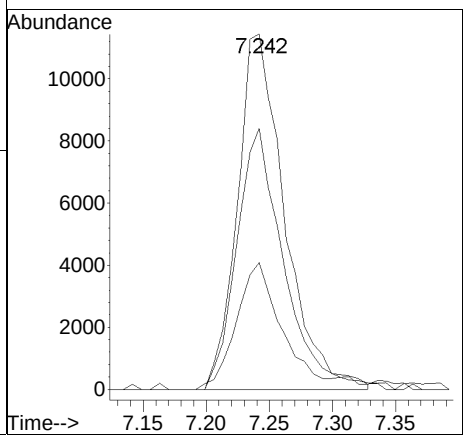

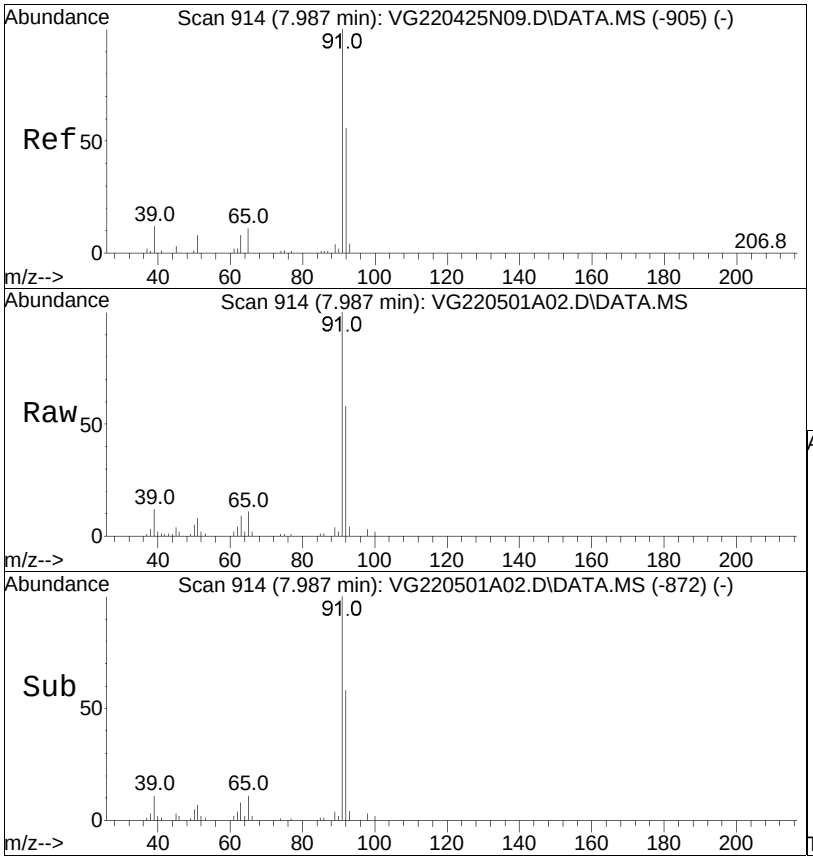

#61
Toluene
Concen: 10.13 ug/L
RT: 7.987 min Scan# 914
Delta R.T. -0.000 min
Lab File: VG220501A02.D
Acq: 1 May 2022 9:19 am

Tgt Ion: 92 Resp: 189511

Ion	Ratio	Lower	Upper
92	100		
91	173.9	134.8	202.2

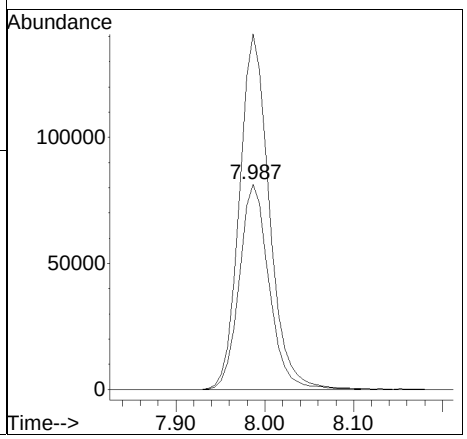

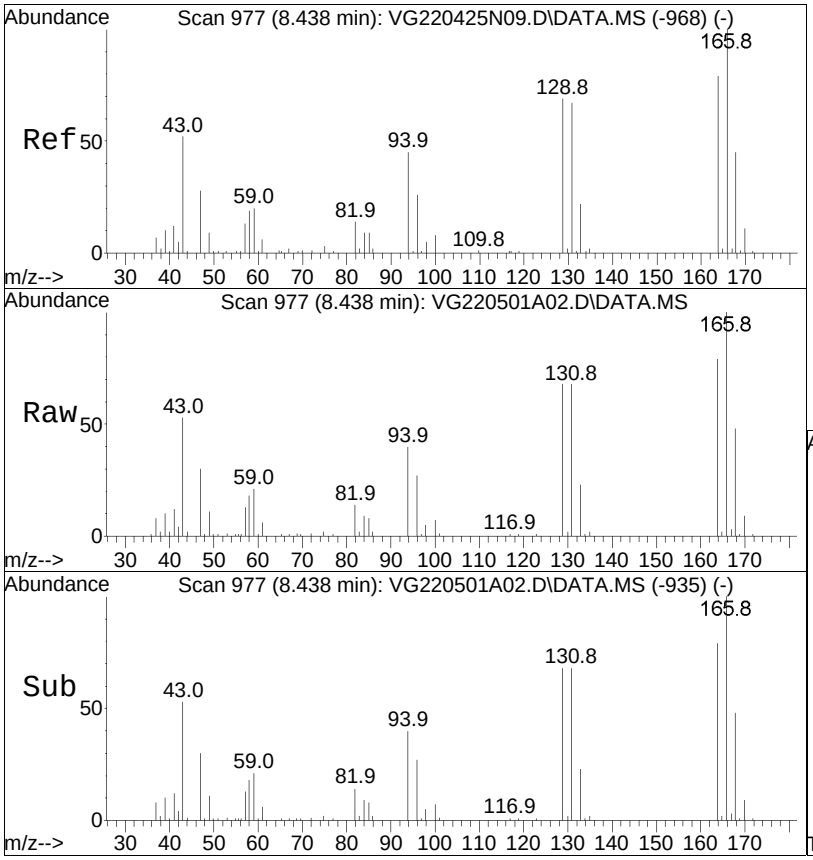

#63
Tetrachloroethene
Concen: 10.02 ug/L
RT: 8.438 min Scan# 977
Delta R.T. 0.000 min
Lab File: VG220501A02.D
Acq: 1 May 2022 9:19 am

Tgt Ion:166 Resp: 82768

Ion	Ratio	Lower	Upper
166	100		
168	47.5	27.3	67.3
94	44.5	20.5	60.5

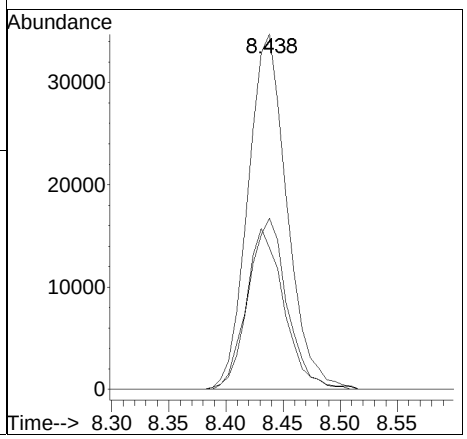

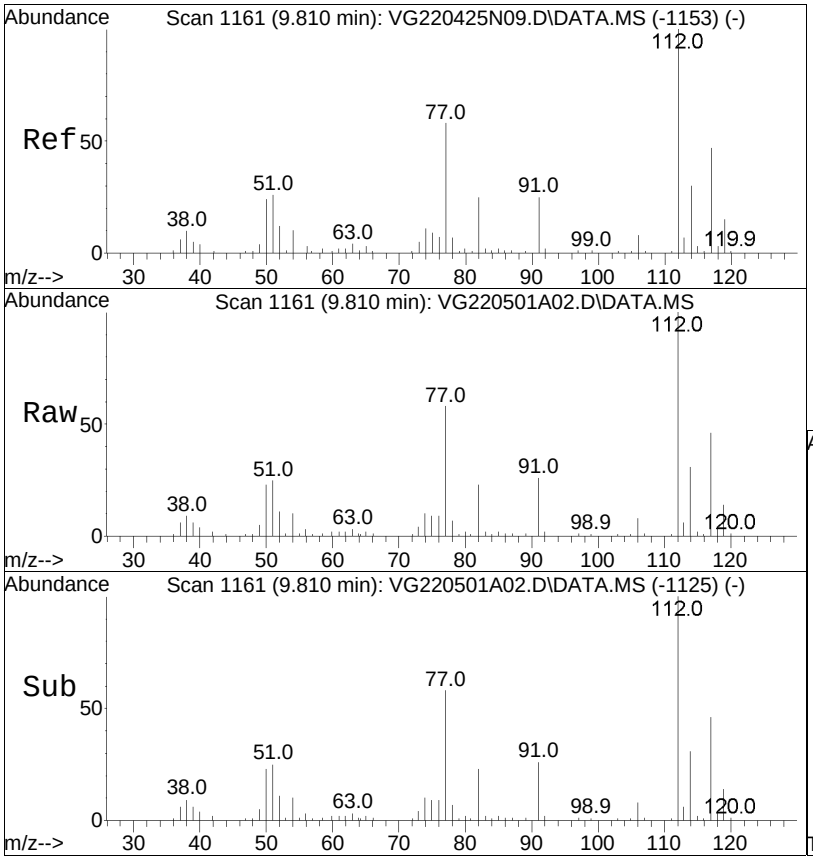

#73
Chlorobenzene
Concen: 10.01 ug/L
RT: 9.810 min Scan# 1161
Delta R.T. -0.000 min
Lab File: VG220501A02.D
Acq: 1 May 2022 9:19 am

Tgt Ion:112 Resp: 209669

Ion	Ratio	Lower	Upper
112	100		
77	74.3	55.9	83.9
114	32.0	25.4	38.0

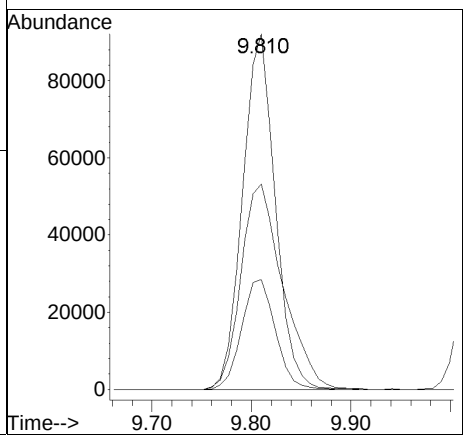

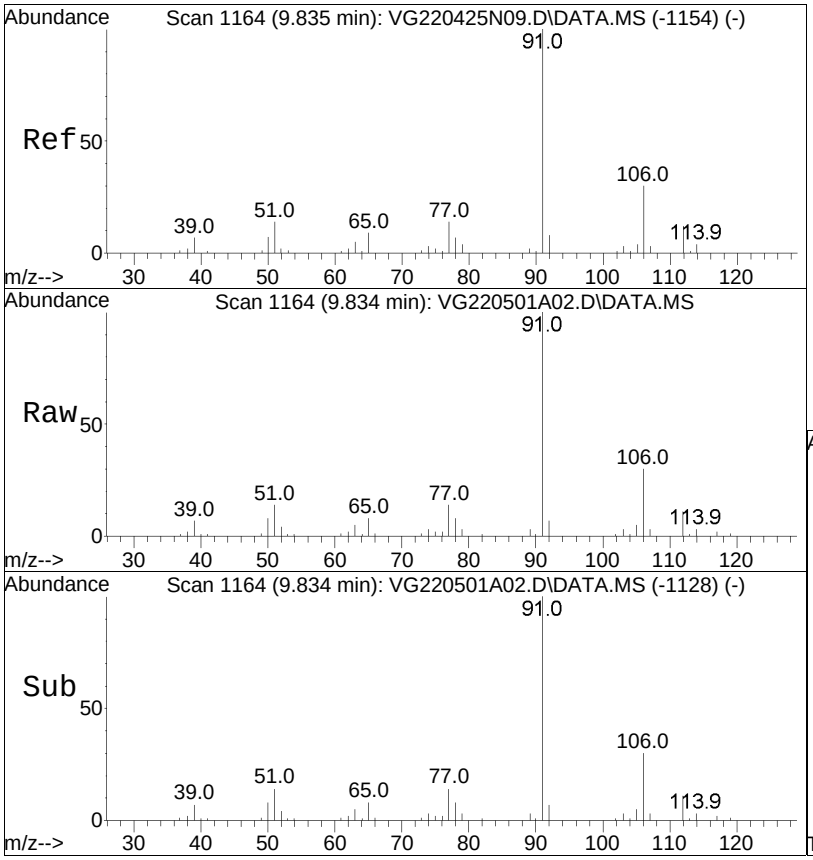

#74
Ethylbenzene
Concen: 10.07 ug/L
RT: 9.834 min Scan# 1164
Delta R.T. -0.001 min
Lab File: VG220501A02.D
Acq: 1 May 2022 9:19 am

Tgt Ion: 91 Resp: 379986

Ion	Ratio	Lower	Upper
91	100		
106	30.5	25.3	37.9

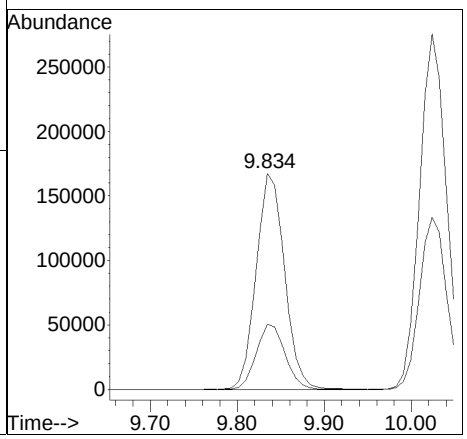

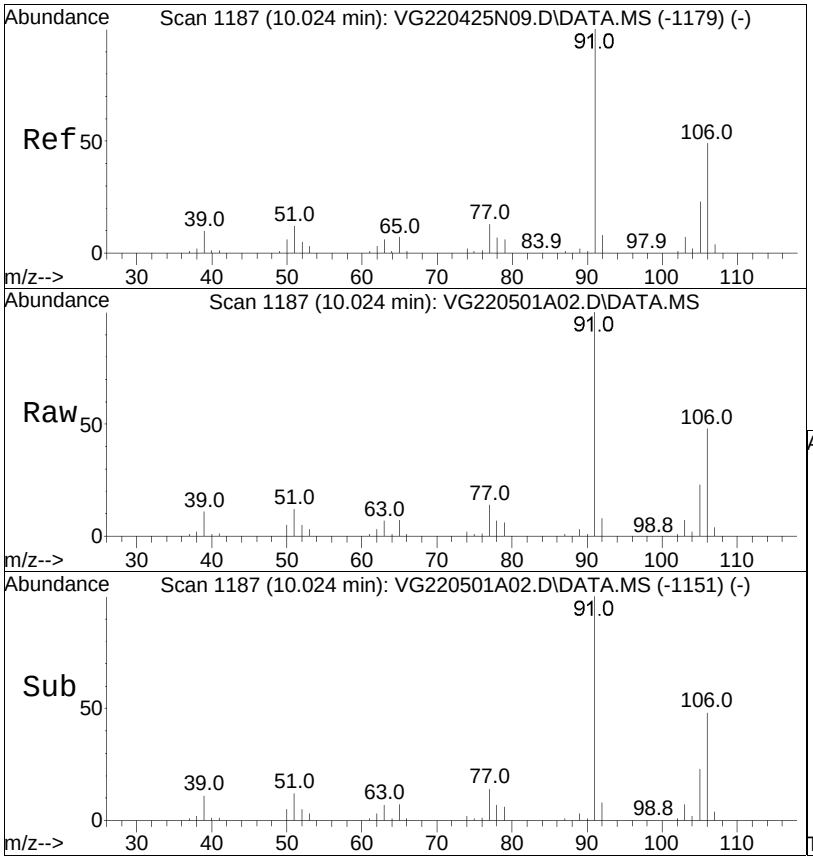

#76
p/m Xylene
Concen: 20.16 ug/L
RT: 10.024 min Scan# 1187
Delta R.T. -0.000 min
Lab File: VG220501A02.D
Acq: 1 May 2022 9:19 am

Tgt Ion:106 Resp: 294297

Ion	Ratio	Lower	Upper
106	100		
91	203.0	157.1	235.7

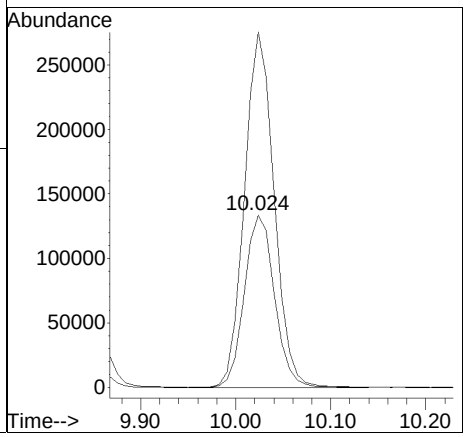

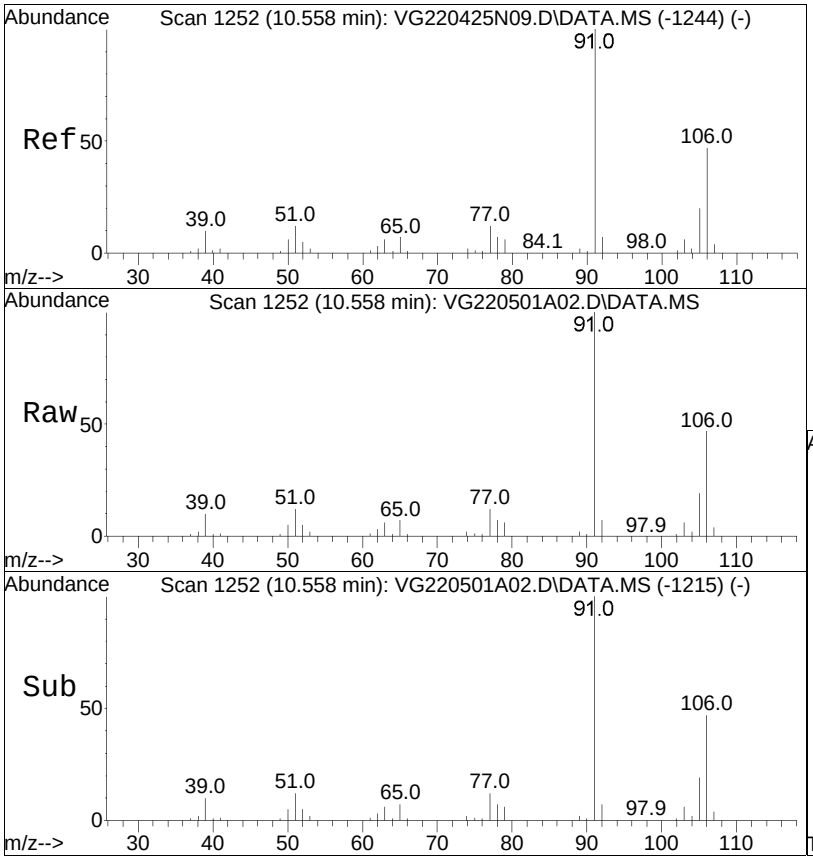

#77
o Xylene
Concen: 19.89 ug/L
RT: 10.558 min Scan# 1252
Delta R.T. 0.000 min
Lab File: VG220501A02.D
Acq: 1 May 2022 9:19 am

Tgt Ion:106 Resp: 286864

Ion	Ratio	Lower	Upper
106	100		
91	210.7	164.7	247.1

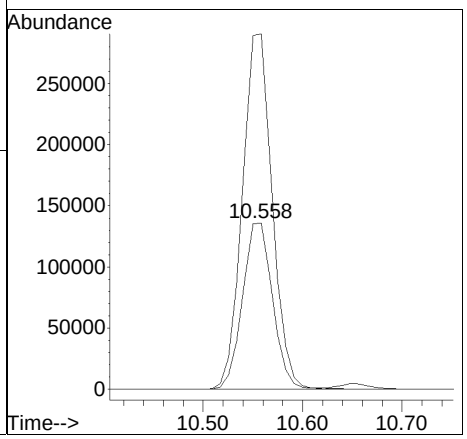

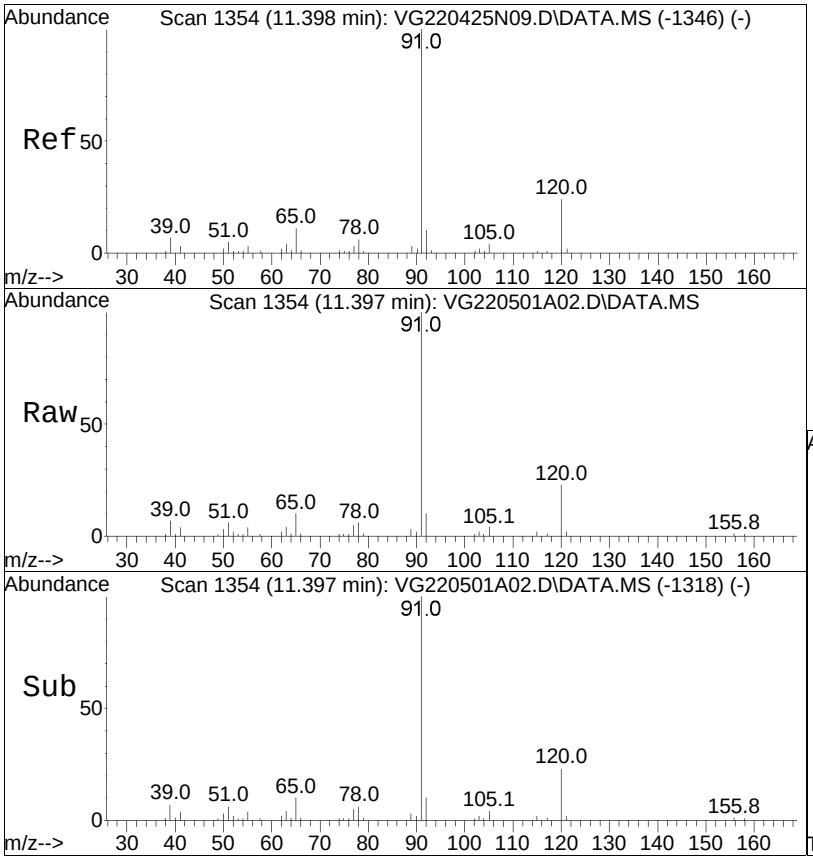

#85
n-Propylbenzene
Concen: 10.07 ug/L
RT: 11.397 min Scan# 1354
Delta R.T. -0.001 min
Lab File: VG220501A02.D
Acq: 1 May 2022 9:19 am

Tgt Ion: 91 Resp: 475480

Ion	Ratio	Lower	Upper
91	100		
120	22.6	19.0	28.6

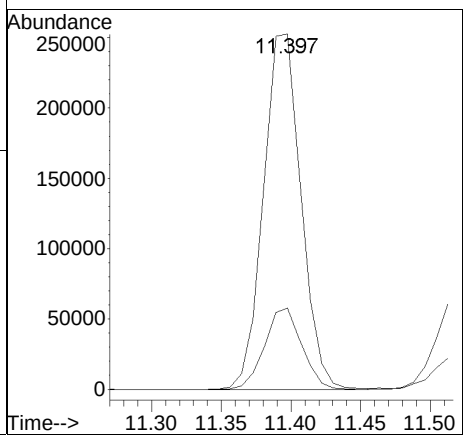

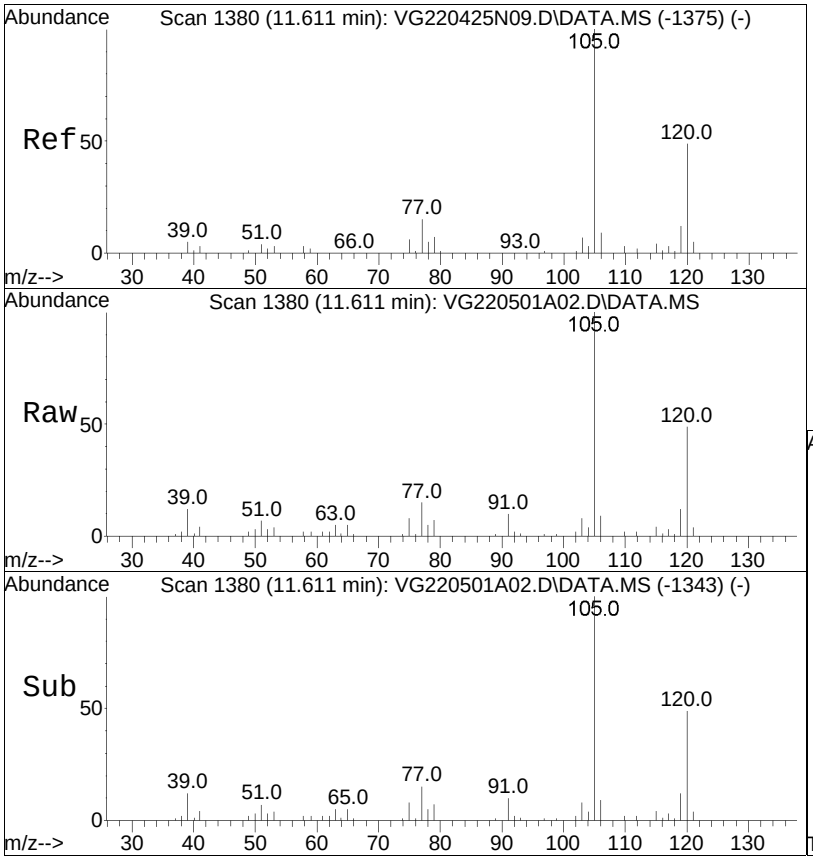

#90
1,3,5-Trimethylbenzene
Concen: 9.85 ug/L
RT: 11.611 min Scan# 1380
Delta R.T. 0.000 min
Lab File: VG220501A02.D
Acq: 1 May 2022 9:19 am

Tgt Ion:105 Resp: 333622

Ion	Ratio	Lower	Upper
105	100		
120	49.1	40.3	60.5

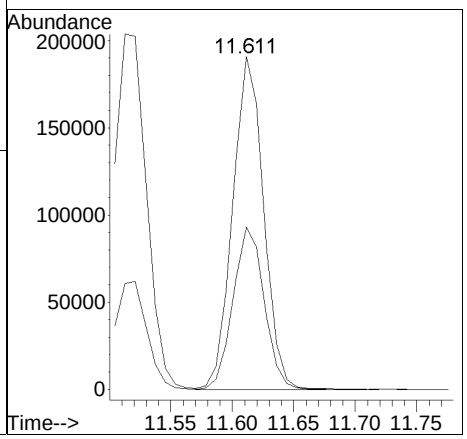

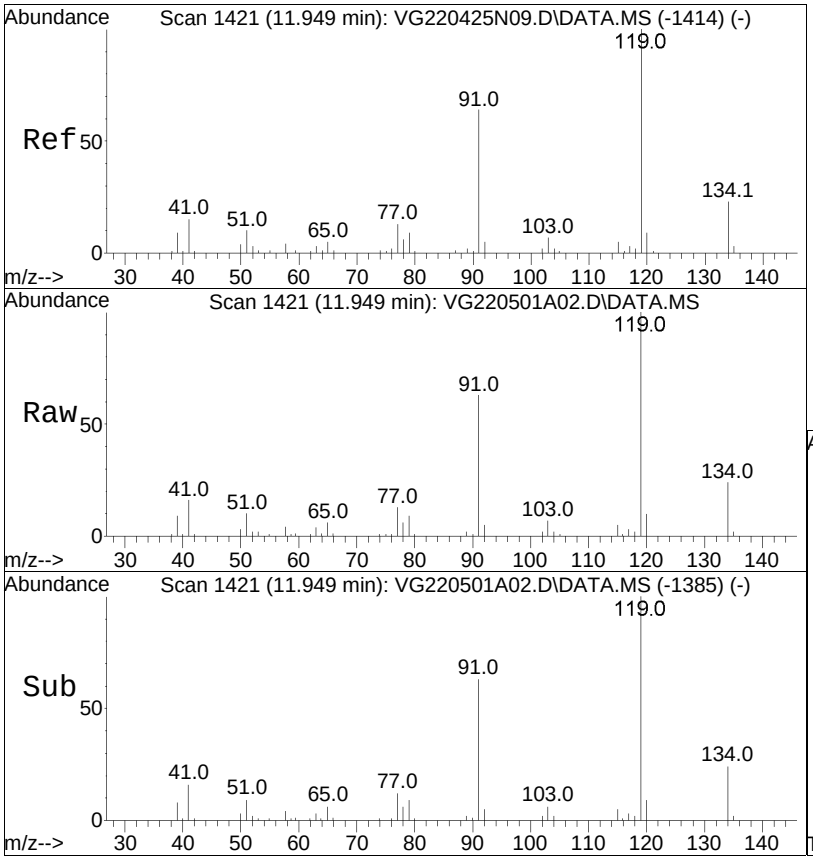

#94
tert-Butylbenzene
Concen: 10.02 ug/L
RT: 11.949 min Scan# 1421
Delta R.T. -0.000 min
Lab File: VG220501A02.D
Acq: 1 May 2022 9:19 am

Tgt Ion:119 Resp: 291219

Ion	Ratio	Lower	Upper
119	100		
91	64.3	50.8	76.2
134	23.6	20.2	30.4

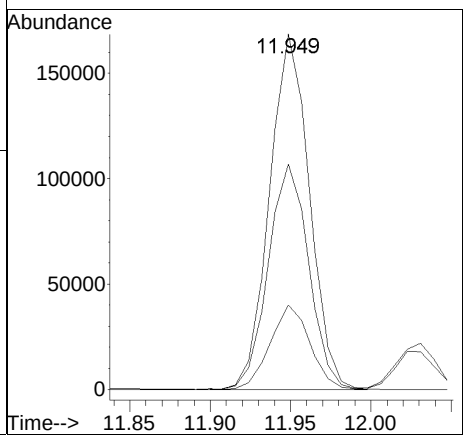

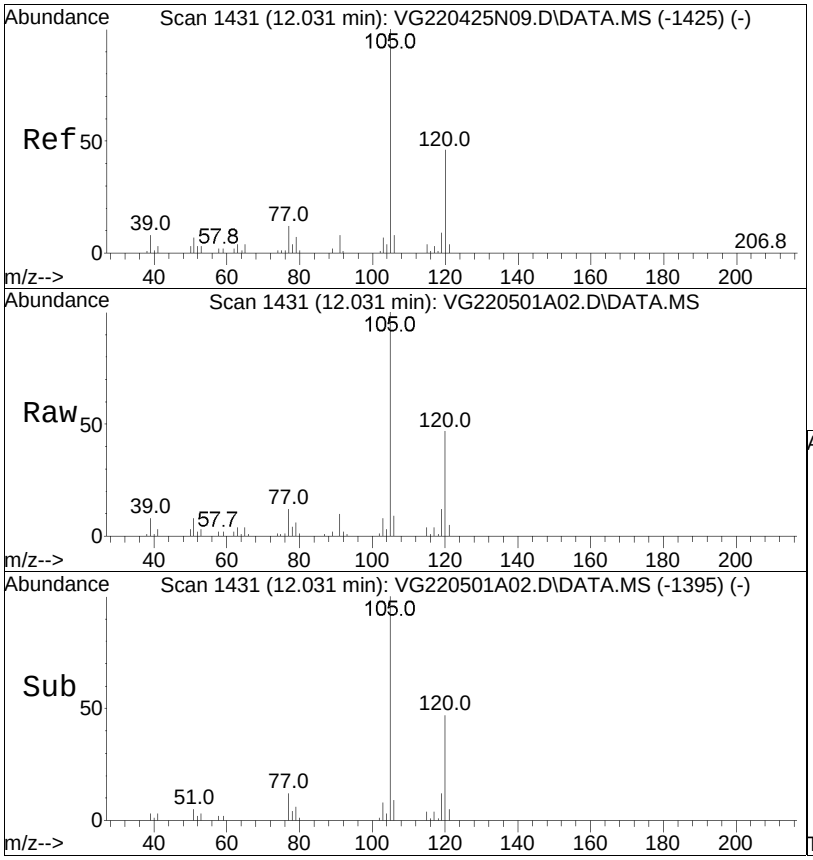

#97
1,2,4-Trimethylbenzene
Concen: 9.83 ug/L
RT: 12.031 min Scan# 1431
Delta R.T. -0.000 min
Lab File: VG220501A02.D
Acq: 1 May 2022 9:19 am

Tgt Ion:105 Resp: 318451

Ion	Ratio	Lower	Upper
105	100		
120	45.9	37.8	56.6

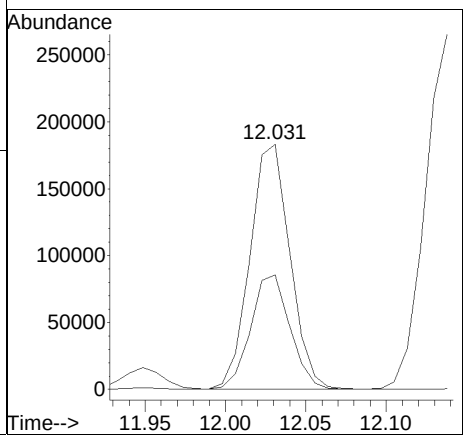

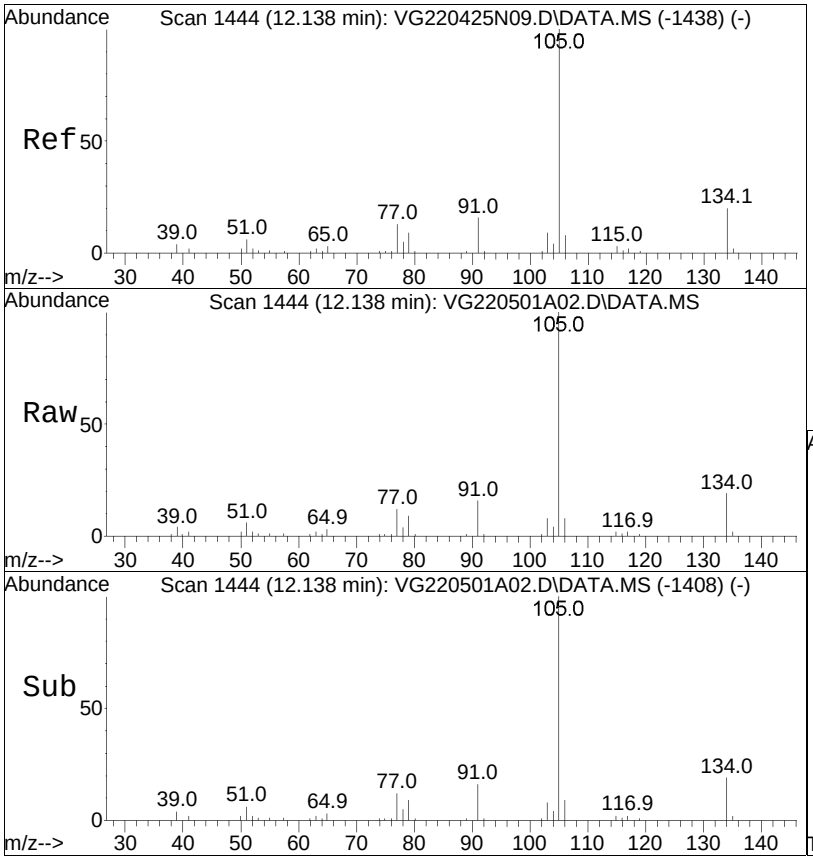

#98
sec-Butylbenzene
Concen: 9.94 ug/L
RT: 12.138 min Scan# 1444
Delta R.T. -0.000 min
Lab File: VG220501A02.D
Acq: 1 May 2022 9:19 am

Tgt Ion:105 Resp: 443622

Ion	Ratio	Lower	Upper
105	100		
134	19.1	13.3	27.7

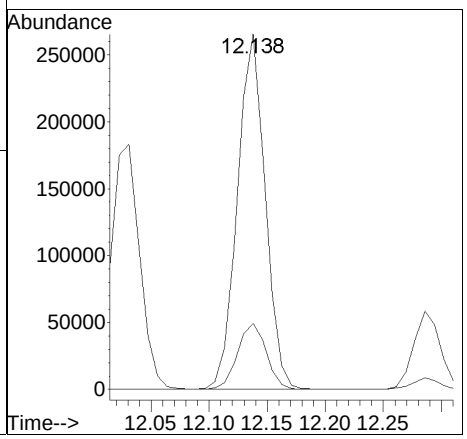

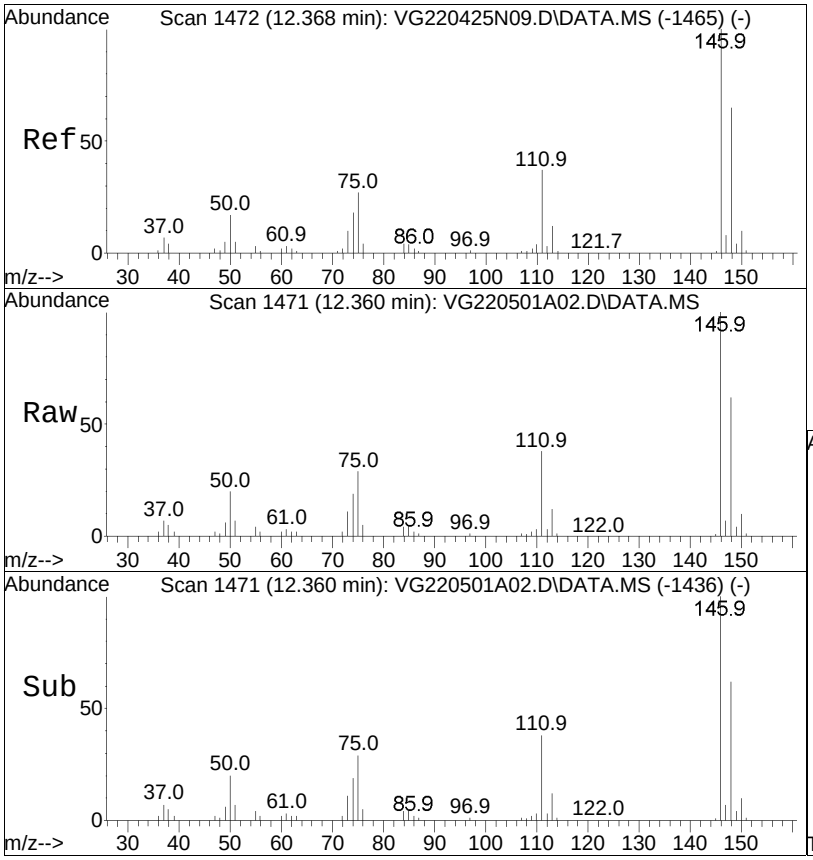

#100
1,3-Dichlorobenzene
Concen: 10.02 ug/L
RT: 12.360 min Scan# 1471
Delta R.T. -0.008 min
Lab File: VG220501A02.D
Acq: 1 May 2022 9:19 am

Tgt Ion:146 Resp: 182750

Ion	Ratio	Lower	Upper
146	100		
111	37.8	24.4	50.6
148	63.8	41.0	85.2

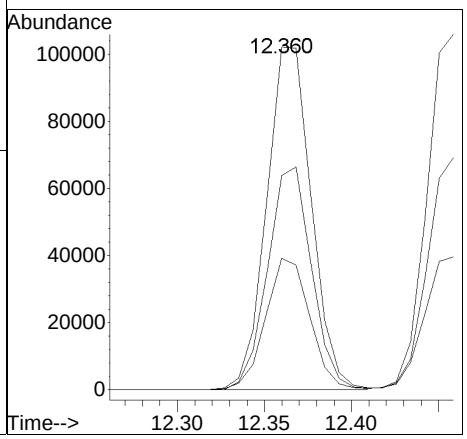

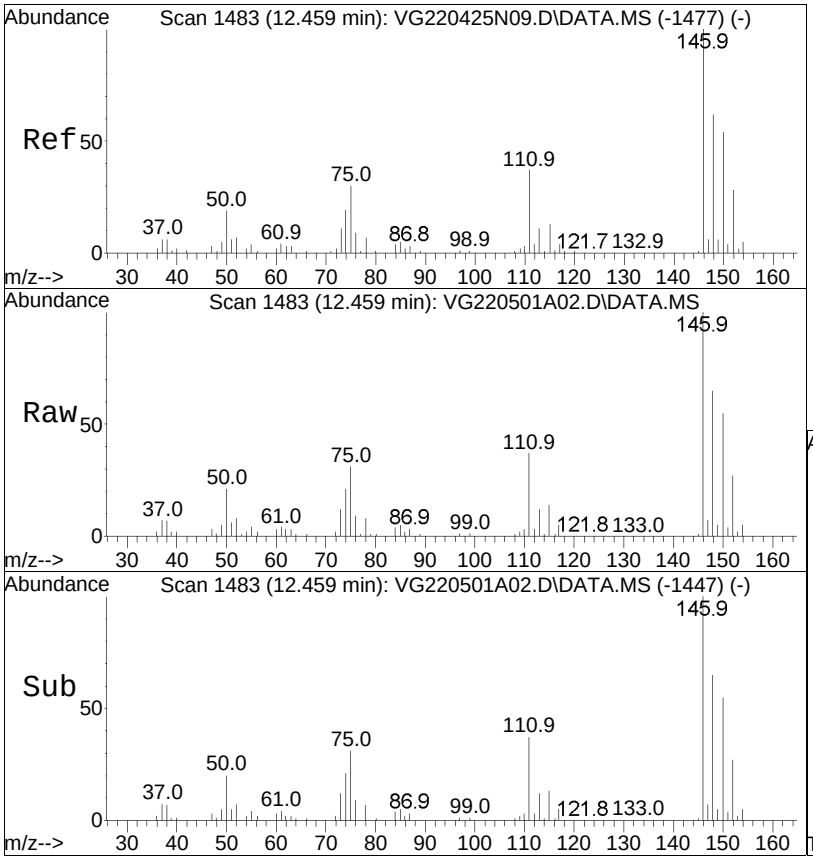

#101
1,4-Dichlorobenzene
Concen: 10.03 ug/L
RT: 12.459 min Scan# 1483
Delta R.T. -0.000 min
Lab File: VG220501A02.D
Acq: 1 May 2022 9:19 am

Tgt Ion:146 Resp: 184904

Ion	Ratio	Lower	Upper
146	100		
111	38.4	29.3	43.9
148	64.3	51.2	76.8

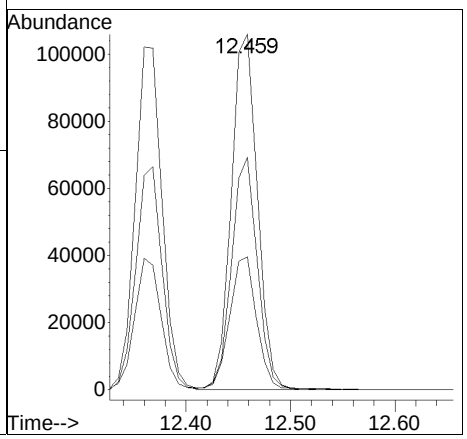

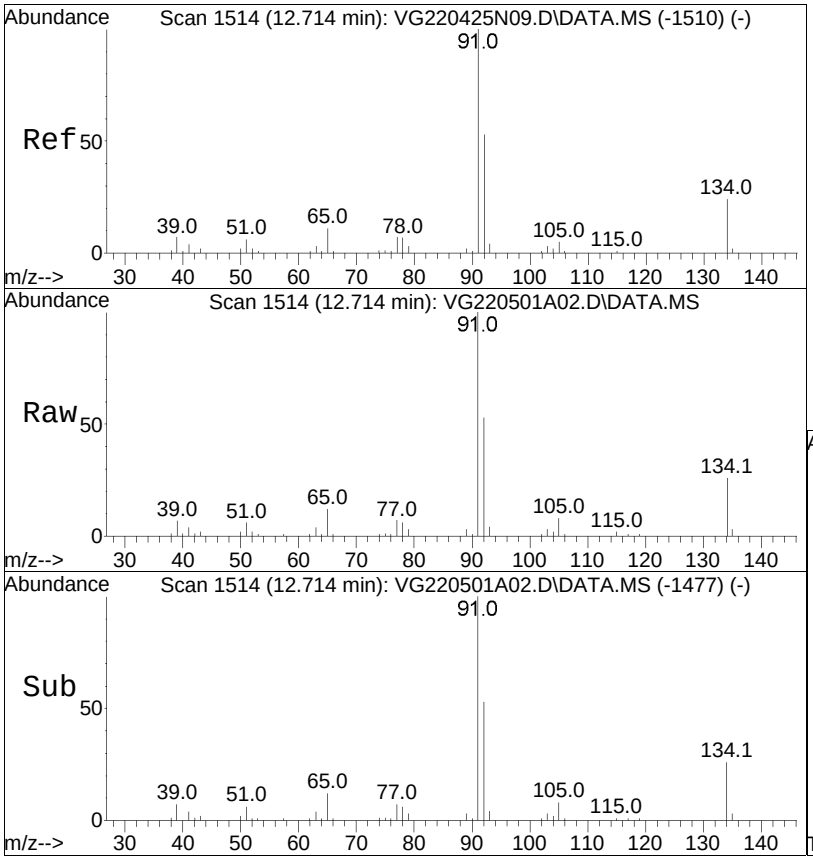

#103
n-Butylbenzene
Concen: 9.98 ug/L
RT: 12.714 min Scan# 1514
Delta R.T. -0.000 min
Lab File: VG220501A02.D
Acq: 1 May 2022 9:19 am

Tgt Ion: 91 Resp: 324943

Ion	Ratio	Lower	Upper
91	100		
92	53.4	43.8	65.8
134	25.6	22.0	33.0

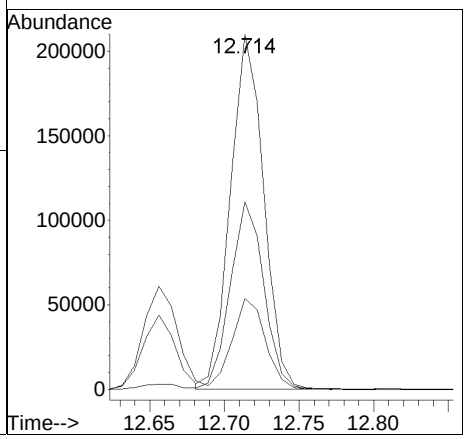

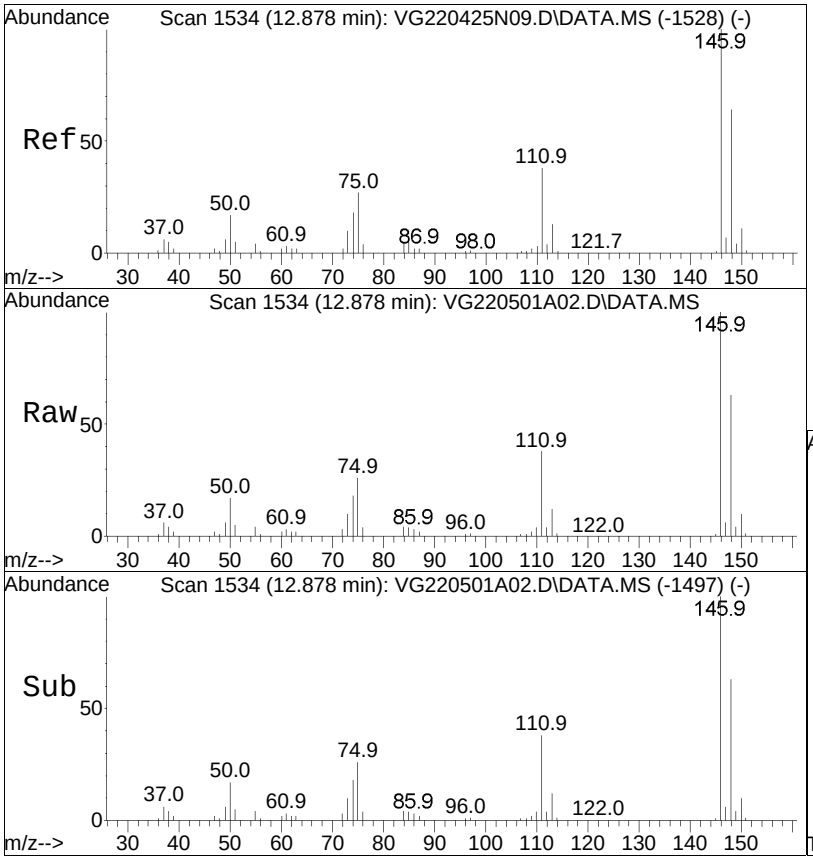

#104
1,2-Dichlorobenzene
Concen: 9.99 ug/L
RT: 12.878 min Scan# 1534
Delta R.T. 0.000 min
Lab File: VG220501A02.D
Acq: 1 May 2022 9:19 am

Tgt Ion:146 Resp: 170327

Ion	Ratio	Lower	Upper
146	100		
111	38.8	25.4	52.8
148	65.0	41.7	86.5

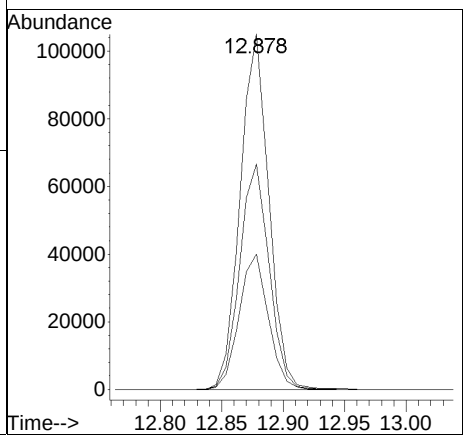

Manual Integration Report

Data Path	: I:\VOLATILES\Gonzo\2022\22Q	Method	: G_220425N_8260.m
Data File	: VG220501A02.D	Operator	: GONZO:MV
Date Inj'd	: 5/1/2022 9:19 am	Instrument	: Gonzo
Sample	: WG1633355-3,31,10,10	Quant Date	: 5/1/2022 10:13 am

There are no manual integrations or false positives in this file.

Quantitation Report (QT Reviewed)

Data Path : I:\VOLATILES\Gonzo\2022\220502A\
Data File : VG220502A02.D
Acq On : 2 May 2022 9:05 am
Operator : GONZO:PD
Sample : WG1633761-3,31,10,10 (Sig #1); 8260 CCAL (Sig #2)
Misc : WG1633761,ICAL18969 (Sig #1); WG,ICAL18969 (Sig #2)
ALS Vial : 2 Sample Multiplier: 1

Quant Time: May 02 09:40:22 2022
Quant Method : I:\VOLATILES\Gonzo\2022\220502A\G_220425N_8260.m
Quant Title : VOLATILES BY GC/MS
QLast Update : Tue Apr 26 12:00:50 2022
Response via : Initial Calibration

CCAL FILE(s) : 1 - I:\VOLATILES\Gonzo\2022\220502A\VG220502A02.D
Sub List : 8260-Curve-IM-2CEVE - Megamix plus Diox-Iodomethane

Compound	R.T.	QIon	Response	Conc	Units	Dev(Min)
Internal Standards						
1) Fluorobenzene	6.230	96	452885	10.000	ug/L	0.00
Standard Area 1 = 452885			Recovery = 100.00%			
59) Chlorobenzene-d5	9.785	117	360000	10.000	ug/L	0.00
Standard Area 1 = 360000			Recovery = 100.00%			
79) 1,4-Dichlorobenzene-d4	12.442	152	211814	10.000	ug/L	0.00
Standard Area 1 = 211814			Recovery = 100.00%			
System Monitoring Compounds						
36) Dibromofluoromethane	5.418	113	119461	9.954	ug/L	0.00
Spiked Amount 10.000	Range 70 - 130		Recovery = 99.54%			
43) 1,2-Dichloroethane-d4	5.949	65	149444	10.536	ug/L	0.00
Spiked Amount 10.000	Range 70 - 130		Recovery = 105.36%			
60) Toluene-d8	7.929	98	448315	9.941	ug/L	0.00
Spiked Amount 10.000	Range 70 - 130		Recovery = 99.41%			
83) 4-Bromofluorobenzene	11.249	95	176159	9.884	ug/L	0.00
Spiked Amount 10.000	Range 70 - 130		Recovery = 98.84%			
Target Compounds						Qvalue
4) Vinyl chloride	2.022	62	83706	9.860	ug/L	97
10) 1,1-Dichloroethene	3.123	96	69883	10.144	ug/L	84
15) Methylene chloride	3.693	84	81315	10.620	ug/L	77
17) Acetone	3.739	43	22838	8.682	ug/L	100
18) trans-1,2-Dichloroethene	3.845	96	77576	10.454	ug/L	88
20) Methyl tert-butyl ether	3.936	73	184122	9.451	ug/L	88
23) 1,1-Dichloroethane	4.445	63	158333	10.824	ug/L	99
28) cis-1,2-Dichloroethene	4.969	96	87255	10.139	ug/L	92
32) Chloroform	5.235	83	152918	10.583	ug/L	97
34) Carbon tetrachloride	5.364	117	108805	10.241	ug/L	95
37) 1,1,1-Trichloroethane	5.433	97	127555	10.444	ug/L	96
39) 2-Butanone	5.531	43	32610	8.549	ug/L #	77
41) Benzene	5.805	78	329680	10.342	ug/L	95
44) 1,2-Dichloroethane	6.018	62	112979	10.429	ug/L	98
48) Trichloroethene	6.405	95	80685	9.277	ug/L	99
57) 1,4-Dioxane	7.242	88	42462	484.103	ug/L #	85
61) Toluene	7.987	92	206627	10.209	ug/L	98
63) Tetrachloroethene	8.438	166	83956	9.397	ug/L	95
73) Chlorobenzene	9.801	112	226380	9.999	ug/L	96
74) Ethylbenzene	9.834	91	402044	9.855	ug/L	99

Data Path : I:\VOLATILES\Gonzo\2022\220502A\
Data File : VG220502A02.D
Acq On : 2 May 2022 9:05 am
Operator : GONZO:PD
Sample : WG1633761-3,31,10,10 (Sig #1); 8260 CCAL (Sig #2)
Misc : WG1633761,ICAL18969 (Sig #1); WG,ICAL18969 (Sig #2)
ALS Vial : 2 Sample Multiplier: 1

Quant Time: May 02 09:40:22 2022
Quant Method : I:\VOLATILES\Gonzo\2022\220502A\G_220425N_8260.m
Quant Title : VOLATILES BY GC/MS
QLast Update : Tue Apr 26 12:00:50 2022
Response via : Initial Calibration

CCAL FILE(s) : 1 - I:\VOLATILES\Gonzo\2022\220502A\VG220502A02.D
Sub List : 8260-Curve-IM-2CEVE - Megamix plus Diox-Iodomethane

	Compound	R.T.	QIon	Response	Conc	Units	Dev(Min)
76)	p/m Xylene	10.024	106	313064	19.830	ug/L	95
77)	o Xylene	10.550	106	306154	19.632	ug/L	95
85)	n-Propylbenzene	11.397	91	501682	9.890	ug/L	97
90)	1,3,5-Trimethylbenzene	11.611	105	353038	9.701	ug/L	98
94)	tert-Butylbenzene	11.949	119	294666	9.438	ug/L	98
97)	1,2,4-Trimethylbenzene	12.031	105	333997	9.594	ug/L	100
98)	sec-Butylbenzene	12.138	105	459450	9.584	ug/L	98
100)	1,3-Dichlorobenzene	12.360	146	191489	9.770	ug/L	98
101)	1,4-Dichlorobenzene	12.459	146	195854	9.889	ug/L	99
103)	n-Butylbenzene	12.714	91	332384	9.505	ug/L	98
104)	1,2-Dichlorobenzene	12.878	146	180198	9.838	ug/L	99

(#) = qualifier out of range (m) = manual integration (+) = signals summed

Quantitation Report (QT Reviewed)

Data Path : I:\VOLATILES\Gonzo\2022\220502A\
Data File : VG220502A02.D
Acq On : 2 May 2022 9:05 am
Operator : GONZO:PD
Sample : WG1633761-3,31,10,10 (Sig #1); 8260 CCAL (Sig #2)
Misc : WG1633761,ICAL18969 (Sig #1); WG,ICAL18969 (Sig #2)
ALS Vial : 2 Sample Multiplier: 1

Quant Time: May 02 09:40:22 2022
Quant Method : I:\VOLATILES\Gonzo\2022\220502A\G_220425N_8260.m
Quant Title : VOLATILES BY GC/MS
QLast Update : Tue Apr 26 12:00:50 2022
Response via : Initial Calibration

Sub List : 8260-Curve-IM-2CEVE - Megamix plus Diox-Iodomethane

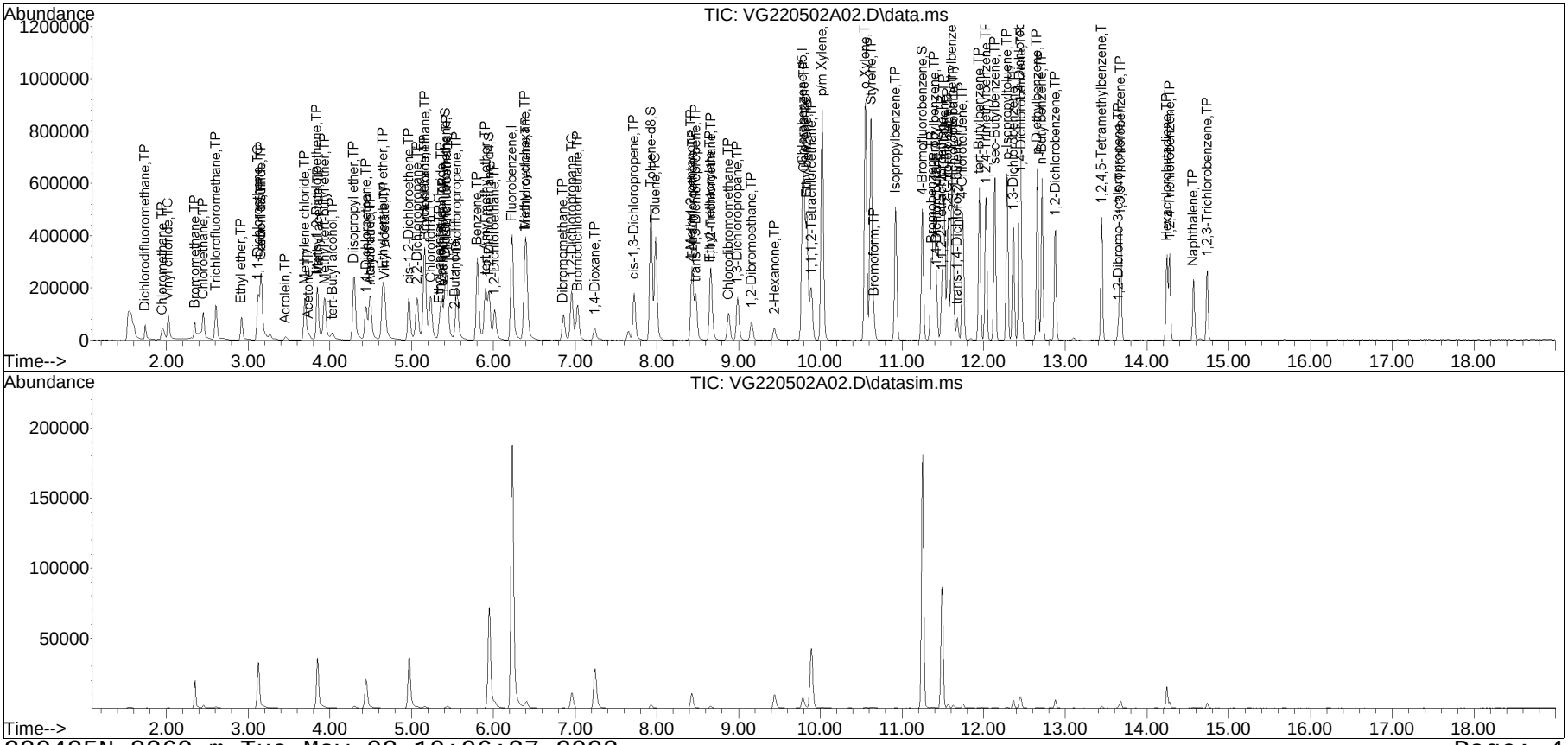

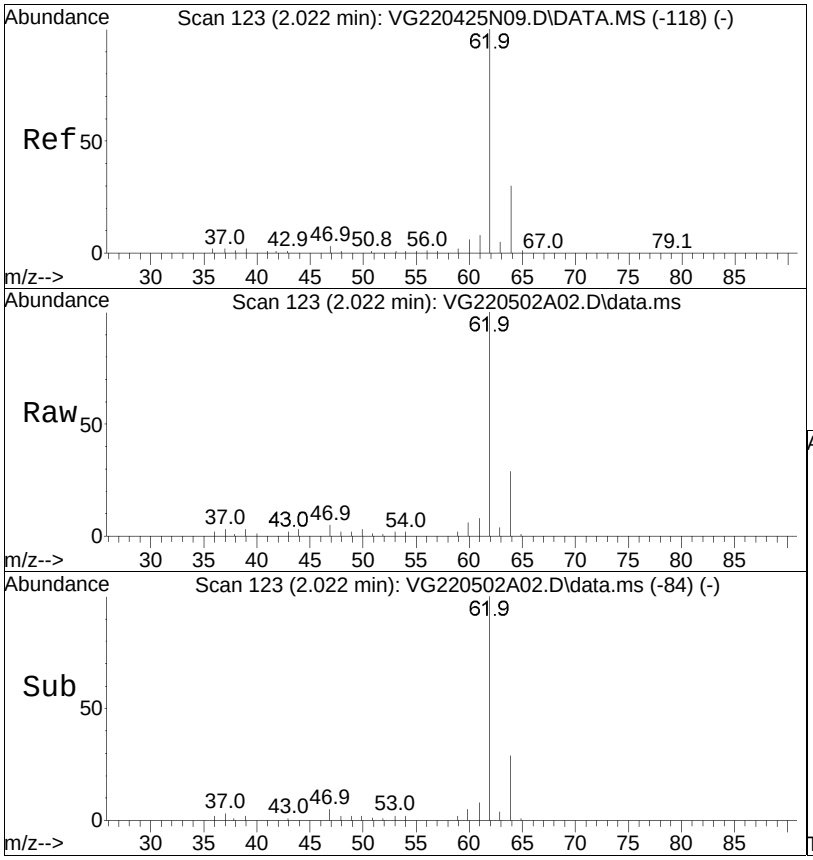

#4
Vinyl chloride
Concen: 9.86 ug/L
RT: 2.022 min Scan# 123
Delta R.T. -0.000 min
Lab File: VG220502A02.D
Acq: 2 May 2022 9:05 am

Tgt Ion: 62 Resp: 83706

Ion	Ratio	Lower	Upper
62	100		
64	29.9	11.3	51.3

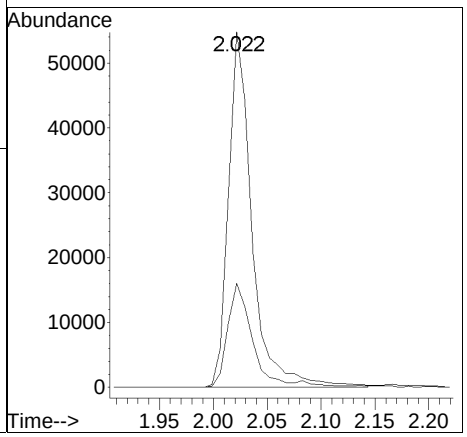

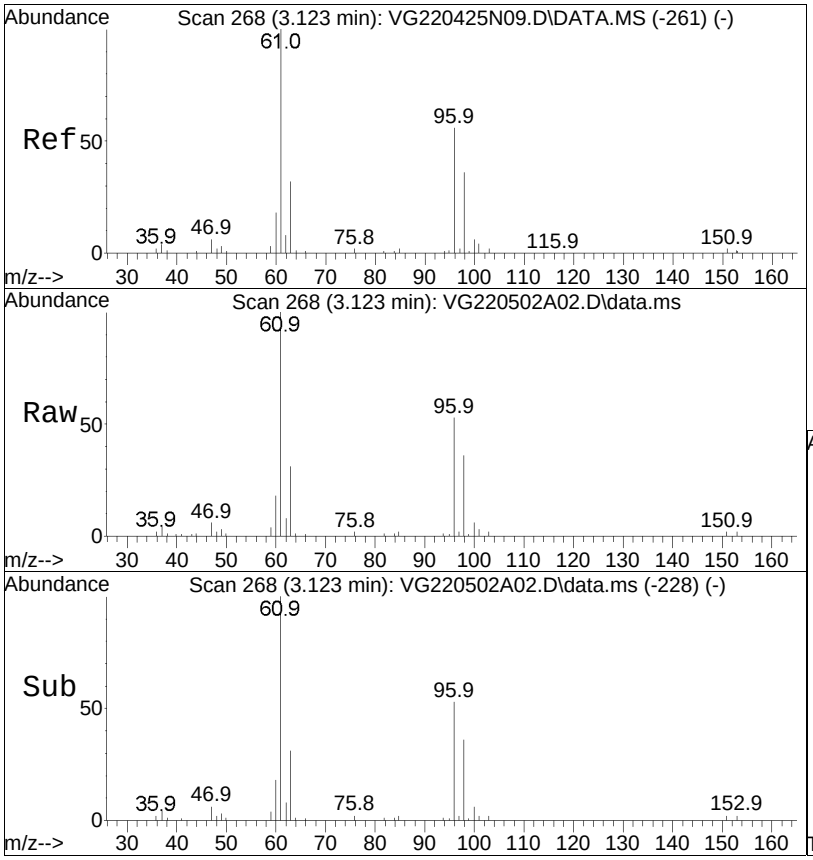

#10
1,1-Dichloroethene
Concen: 10.14 ug/L
RT: 3.123 min Scan# 268
Delta R.T. 0.000 min
Lab File: VG220502A02.D
Acq: 2 May 2022 9:05 am

Tgt Ion: 96 Resp: 69883

Ion	Ratio	Lower	Upper
96	100		
61	179.4	124.2	186.4
63	56.1	40.0	60.0

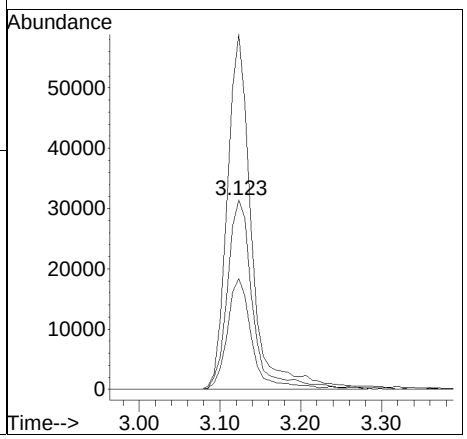

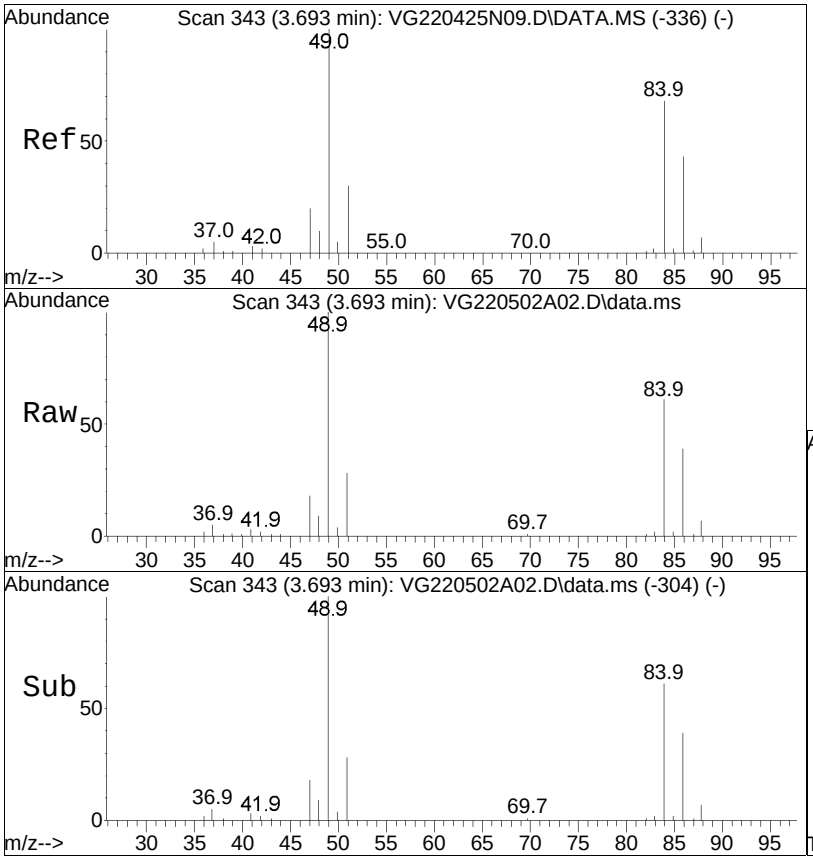

#15
Methylene chloride
Concen: 10.62 ug/L
RT: 3.693 min Scan# 343
Delta R.T. -0.000 min
Lab File: VG220502A02.D
Acq: 2 May 2022 9:05 am

Tgt Ion: 84 Resp: 81315

Ion	Ratio	Lower	Upper
84	100		
86	63.2	41.1	85.5
49	155.7	76.2	158.2

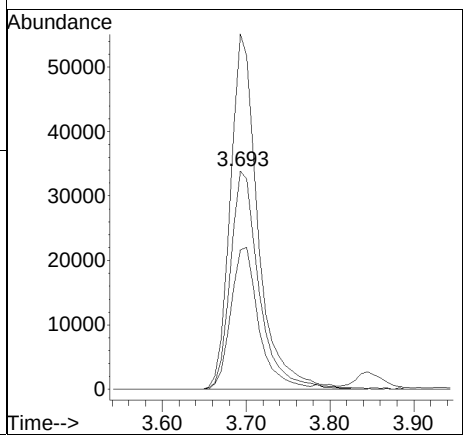

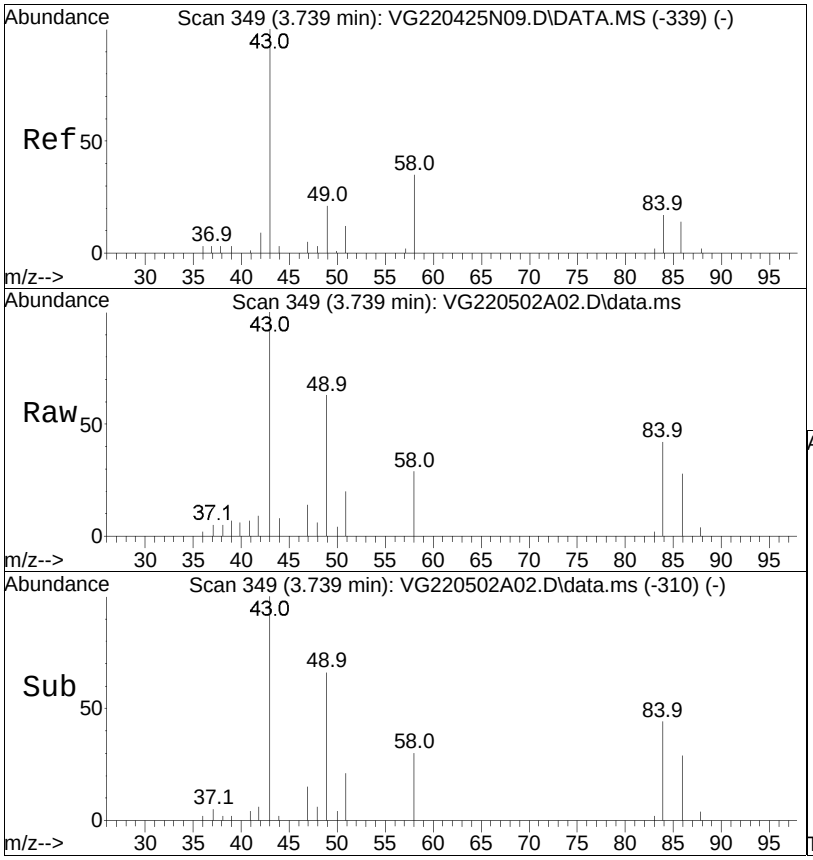

#17
Acetone
Concen: 8.68 ug/L
RT: 3.739 min Scan# 349
Delta R.T. -0.000 min
Lab File: VG220502A02.D
Acq: 2 May 2022 9:05 am

Tgt Ion: 43 Resp: 22838

Ion	Ratio	Lower	Upper
43	100		
58	27.7	22.2	33.4

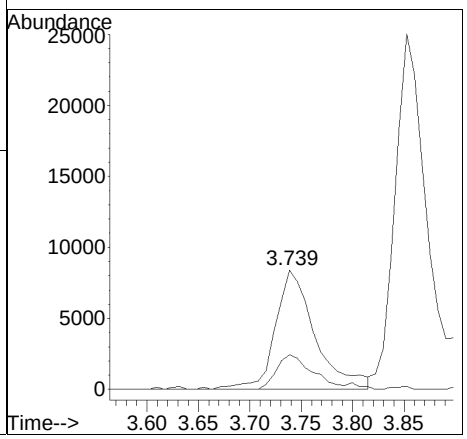

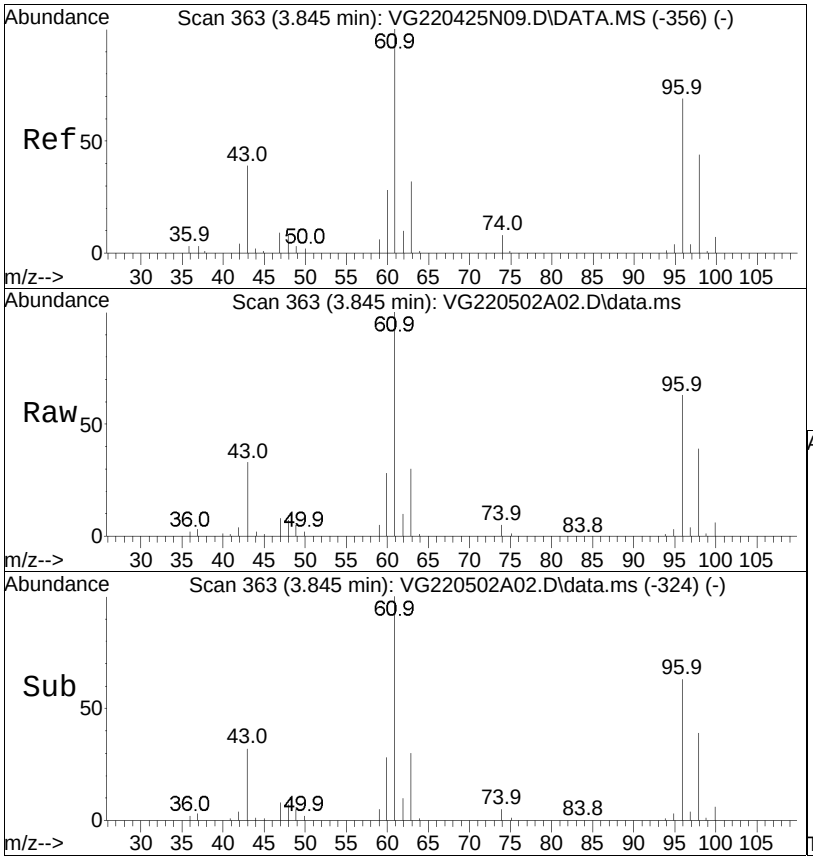

#18
trans-1,2-Dichloroethene
Concen: 10.45 ug/L
RT: 3.845 min Scan# 363
Delta R.T. -0.000 min
Lab File: VG220502A02.D
Acq: 2 May 2022 9:05 am

Tgt Ion: 96 Resp: 77576

Ion	Ratio	Lower	Upper
96	100		
61	153.8	85.7	178.1
98	63.2	40.2	83.4
63	48.7	28.0	58.2

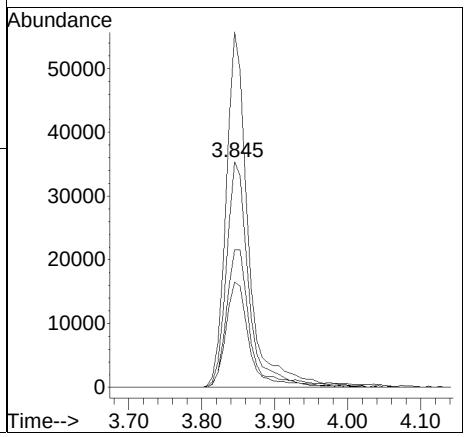

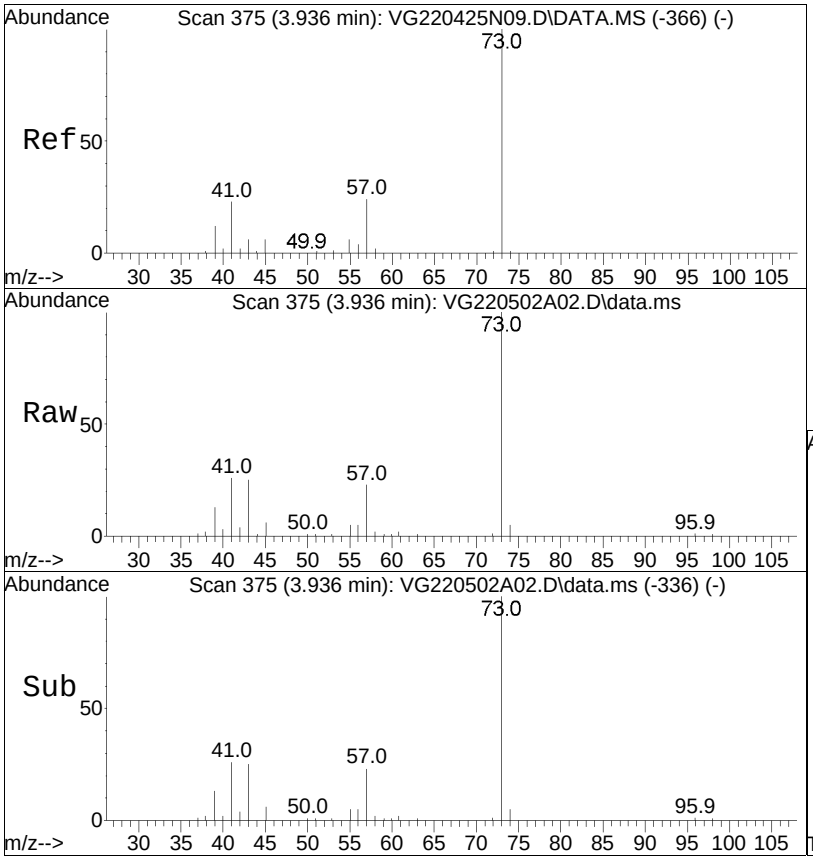

#20
Methyl tert-butyl ether
Concen: 9.45 ug/L
RT: 3.936 min Scan# 375
Delta R.T. 0.000 min
Lab File: VG220502A02.D
Acq: 2 May 2022 9:05 am

Tgt Ion: 73 Resp: 184122

Ion	Ratio	Lower	Upper
73	100		
57	23.3	12.5	26.1
43	26.6	13.0	27.0
41	25.6	12.5	26.1

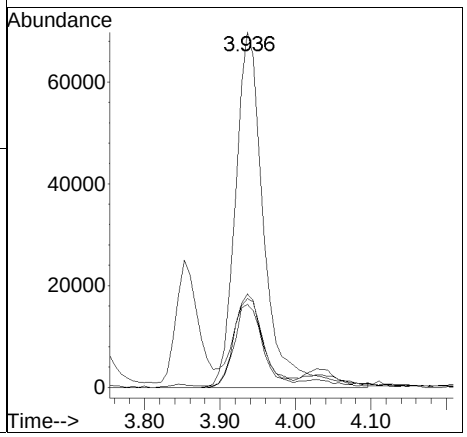

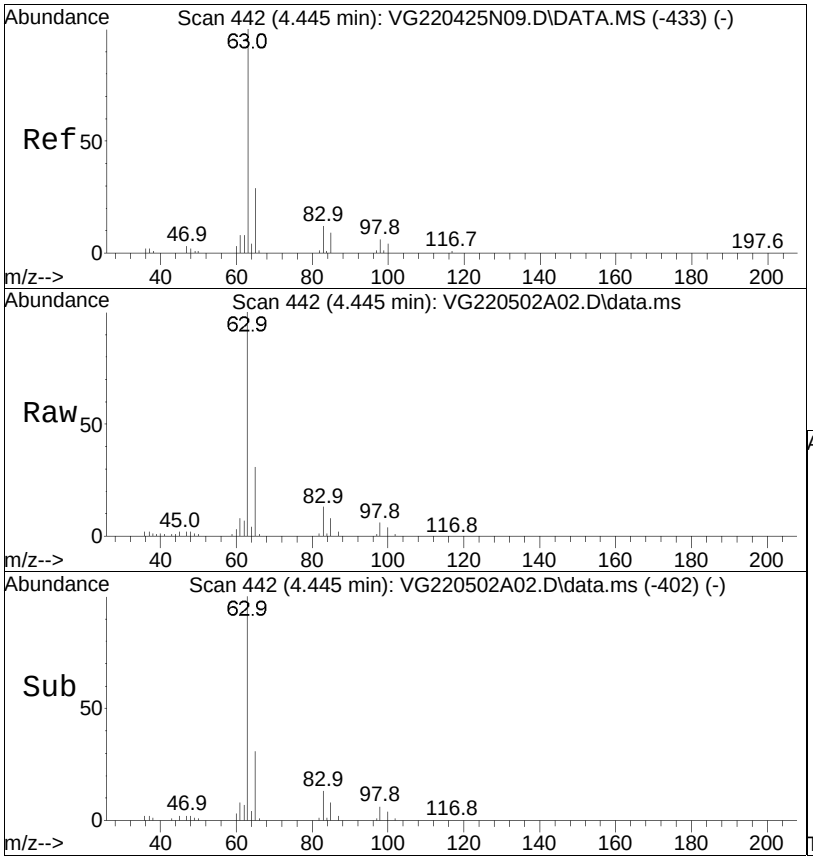

#23
1,1-Dichloroethane
Concen: 10.82 ug/L
RT: 4.445 min Scan# 442
Delta R.T. 0.000 min
Lab File: VG220502A02.D
Acq: 2 May 2022 9:05 am

Tgt Ion: 63 Resp: 158333

Ion	Ratio	Lower	Upper
63	100		
65	29.9	10.4	50.4
83	12.3	0.0	33.2

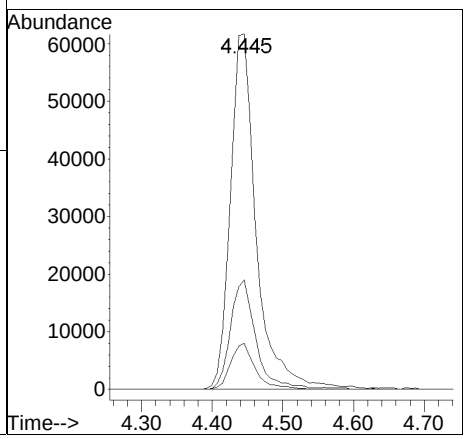

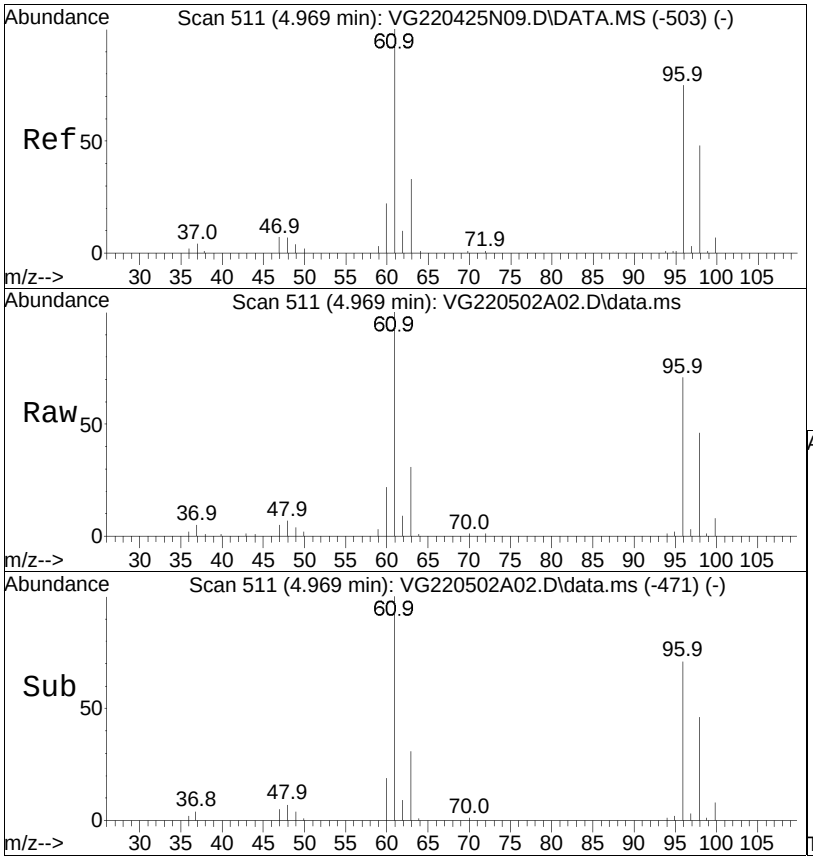

#28
cis-1,2-Dichloroethene
Concen: 10.14 ug/L
RT: 4.969 min Scan# 511
Delta R.T. 0.000 min
Lab File: VG220502A02.D
Acq: 2 May 2022 9:05 am

Tgt Ion: 96 Resp: 87255

Ion	Ratio	Lower	Upper
96	100		
61	133.9	96.6	144.8
98	65.0	51.3	76.9

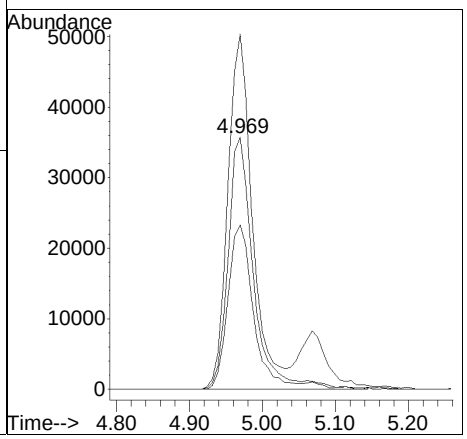

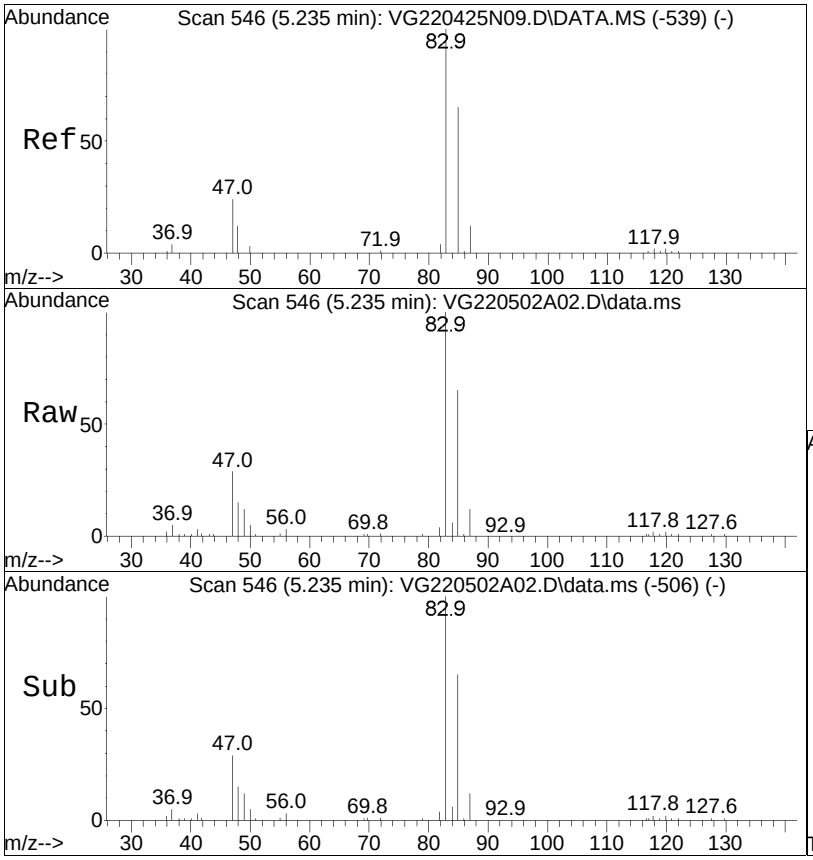

#32
Chloroform
Concen: 10.58 ug/L
RT: 5.235 min Scan# 546
Delta R.T. 0.000 min
Lab File: VG220502A02.D
Acq: 2 May 2022 9:05 am

Tgt Ion: 83 Resp: 152918

Ion	Ratio	Lower	Upper
83	100		
85	63.4	41.4	86.0
47	28.1	15.1	31.3
48	14.5	7.7	16.1

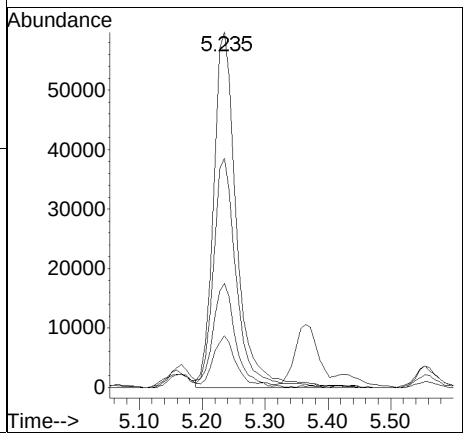

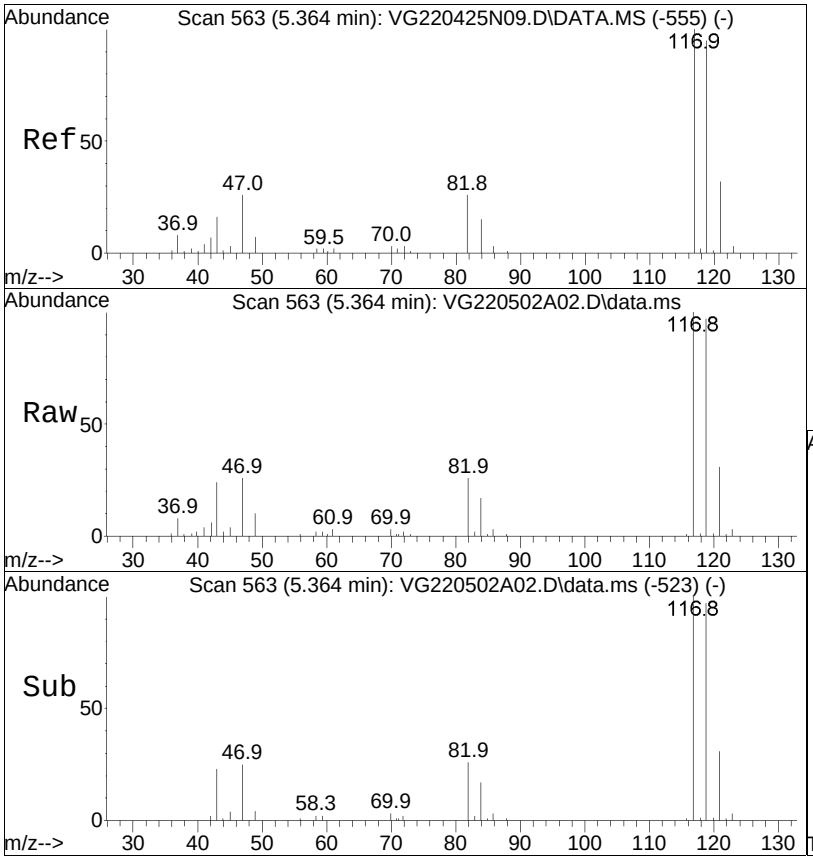

#34
Carbon tetrachloride
Concen: 10.24 ug/L
RT: 5.364 min Scan# 563
Delta R.T. 0.000 min
Lab File: VG220502A02.D
Acq: 2 May 2022 9:05 am

Tgt Ion:117 Resp: 108805

Ion	Ratio	Lower	Upper
117	100		
119	93.4	63.2	131.2
121	30.1	20.4	42.4
82	29.9	15.4	32.0

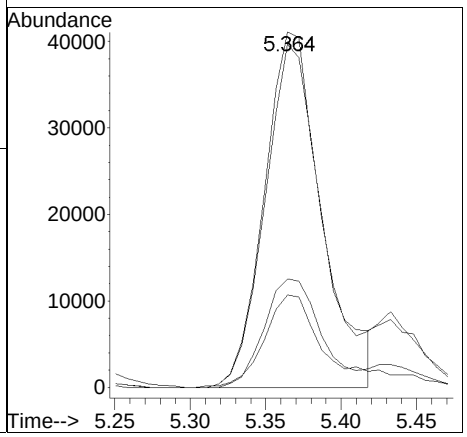

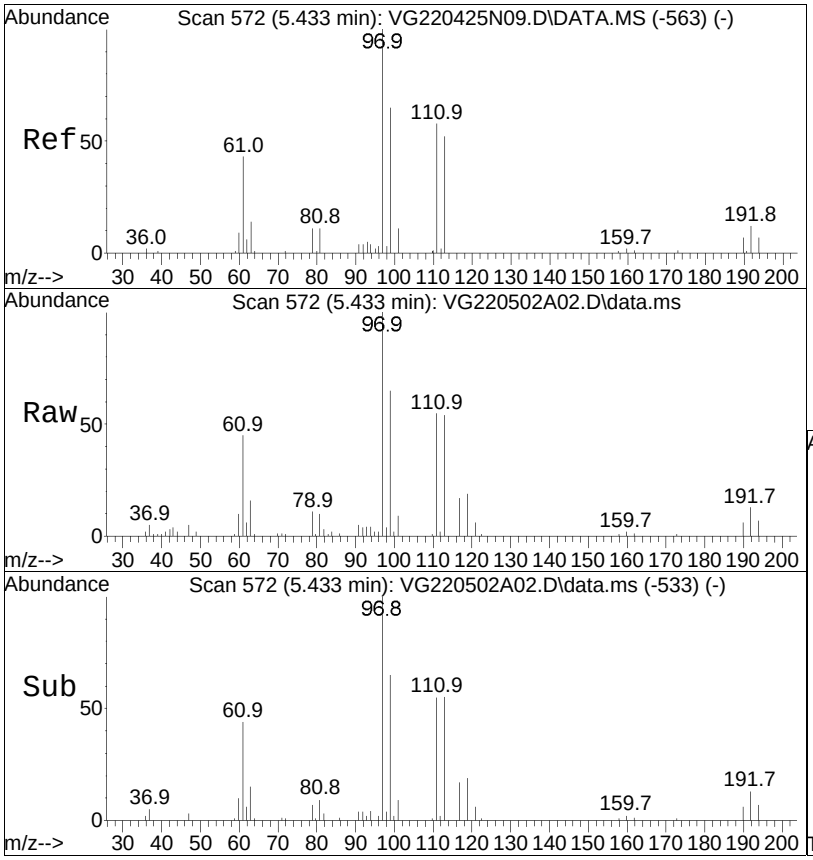

#37
1,1,1-Trichloroethane
Concen: 10.44 ug/L
RT: 5.433 min Scan# 572
Delta R.T. -0.000 min
Lab File: VG220502A02.D
Acq: 2 May 2022 9:05 am

Tgt Ion: 97 Resp: 127555

Ion	Ratio	Lower	Upper
97	100		
99	62.5	41.3	85.7
61	45.1	26.0	54.0
63	14.6	8.6	18.0

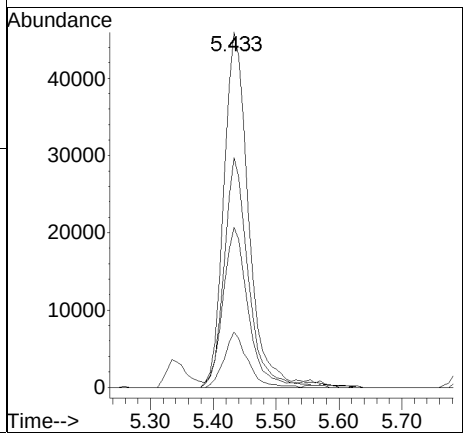

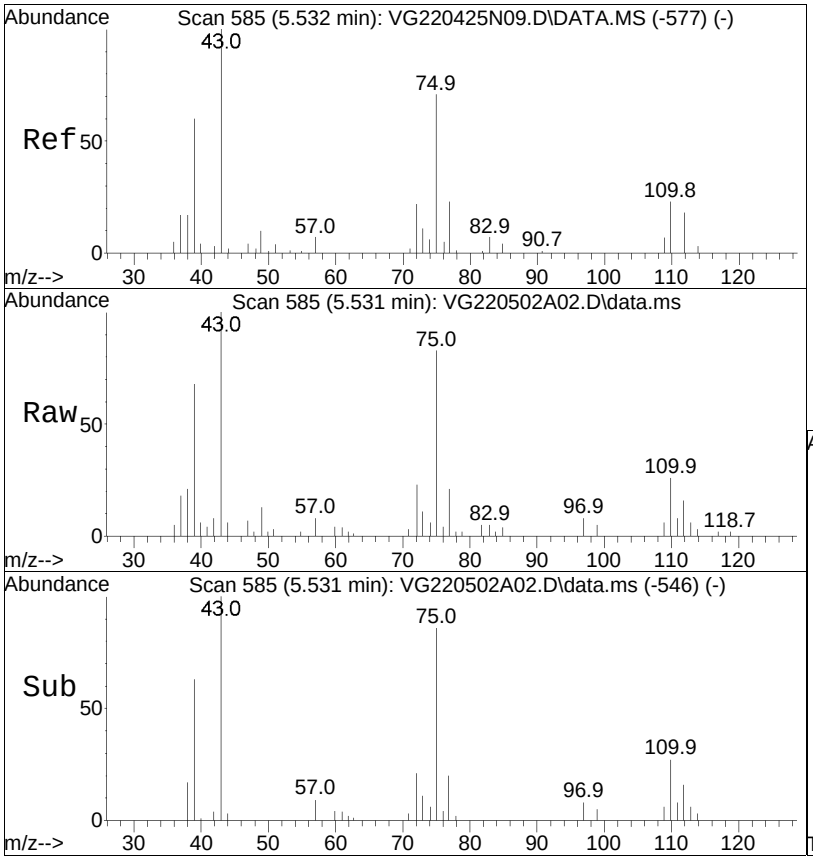

#39
2-Butanone
Concen: 8.55 ug/L
RT: 5.531 min Scan# 585
Delta R.T. -0.001 min
Lab File: VG220502A02.D
Acq: 2 May 2022 9:05 am

Tgt Ion: 43 Resp: 32610

Ion	Ratio	Lower	Upper
43	100		
72	36.7	42.6	63.8#

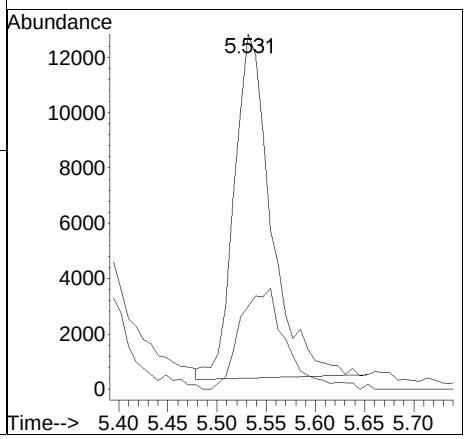

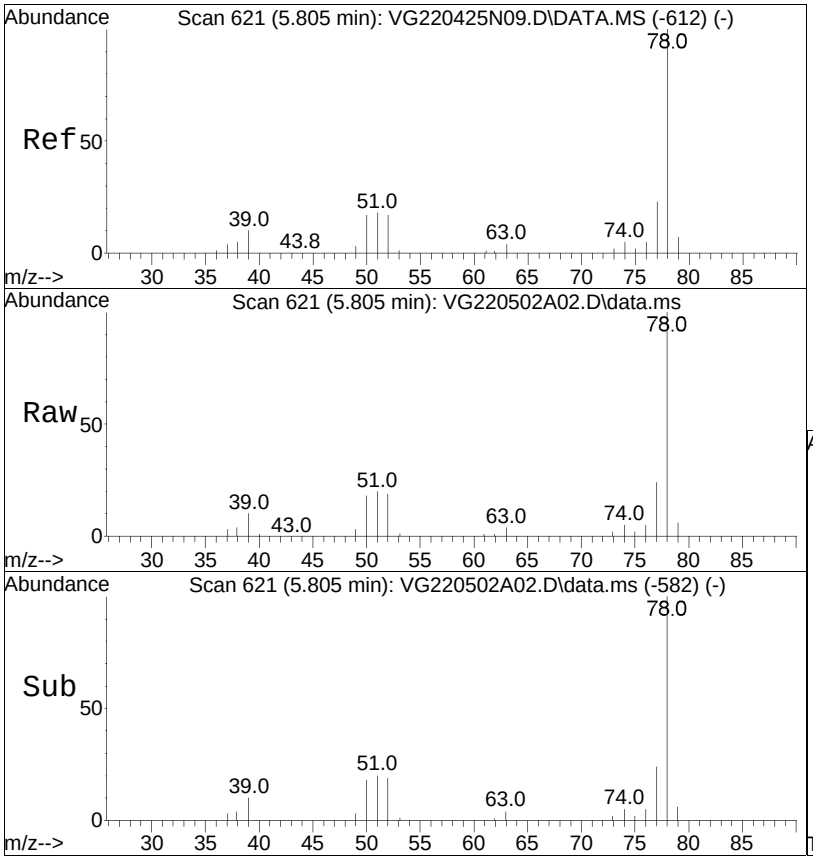

#41
Benzene
Concen: 10.34 ug/L
RT: 5.805 min Scan# 621
Delta R.T. -0.000 min
Lab File: VG220502A02.D
Acq: 2 May 2022 9:05 am

Tgt Ion: 78 Resp: 329680

Ion	Ratio	Lower	Upper
78	100		
77	23.9	15.5	32.1
51	19.0	9.9	20.7
52	17.9	9.2	19.2

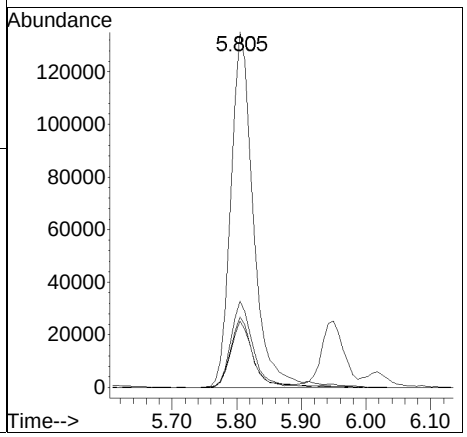

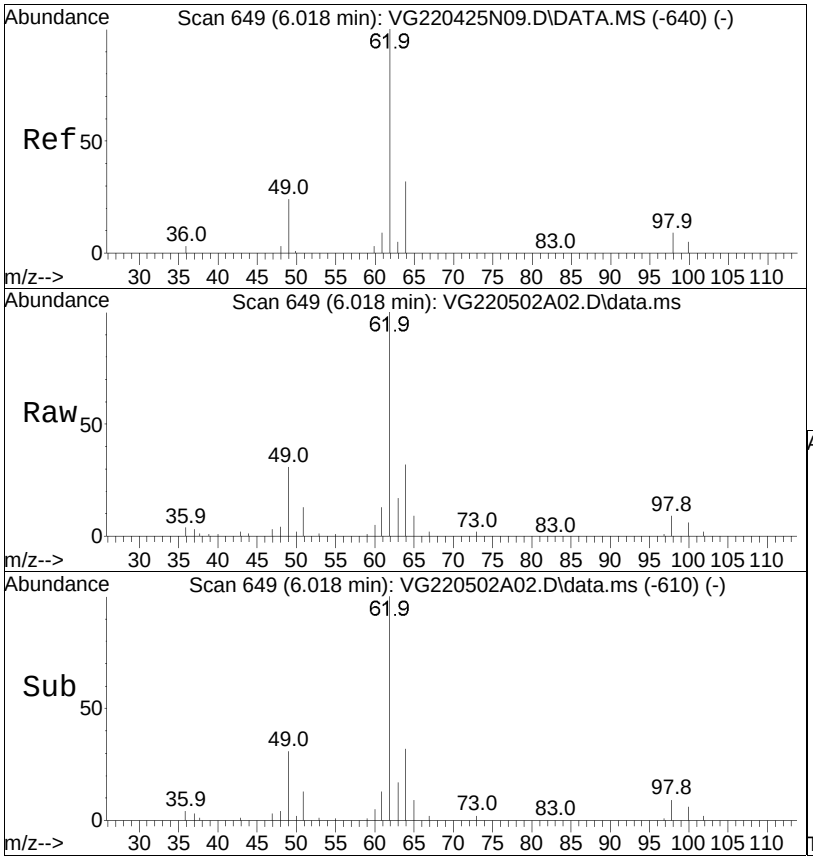

#44
1,2-Dichloroethane
Concen: 10.43 ug/L
RT: 6.018 min Scan# 649
Delta R.T. -0.000 min
Lab File: VG220502A02.D
Acq: 2 May 2022 9:05 am

Tgt Ion: 62 Resp: 112979

Ion	Ratio	Lower	Upper
62	100		
64	33.2	11.9	51.9
98	8.5	0.0	29.3

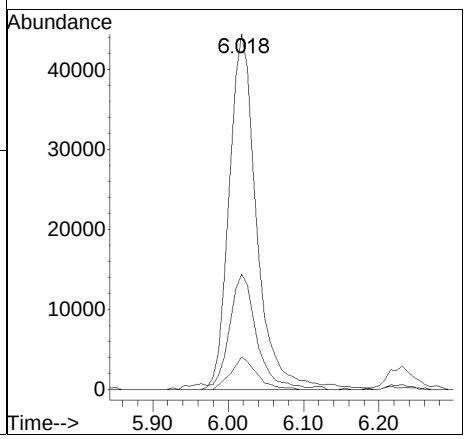

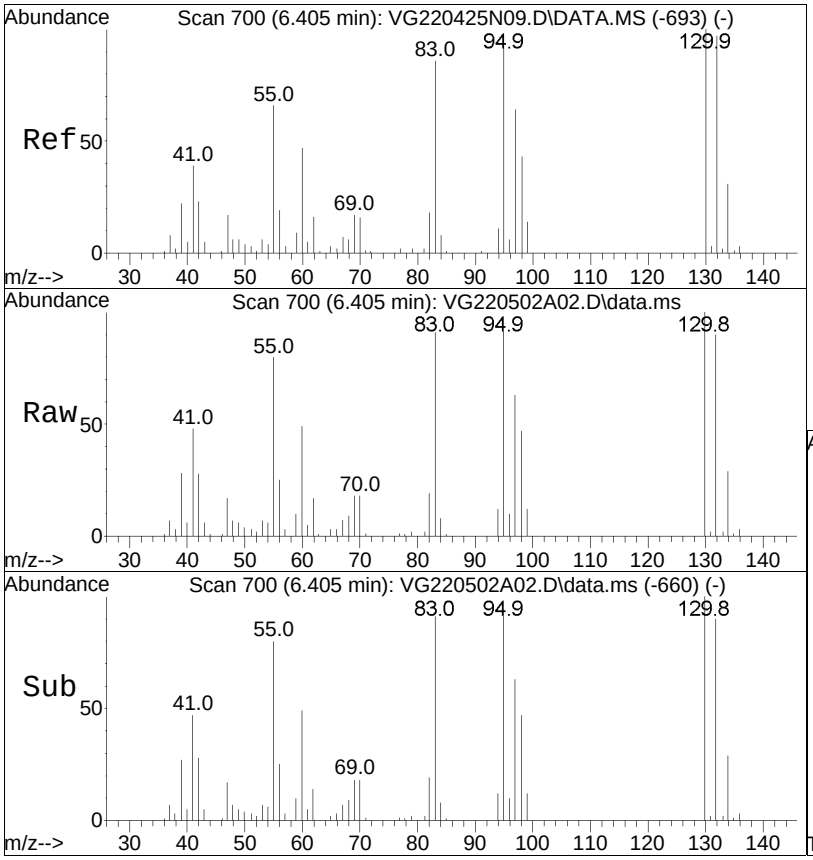

#48
Trichloroethene
Concen: 9.28 ug/L
RT: 6.405 min Scan# 700
Delta R.T. 0.000 min
Lab File: VG220502A02.D
Acq: 2 May 2022 9:05 am

Tgt Ion: 95 Resp: 80685

Ion	Ratio	Lower	Upper
95	100		
97	69.9	54.0	81.0
130	106.6	85.0	127.4

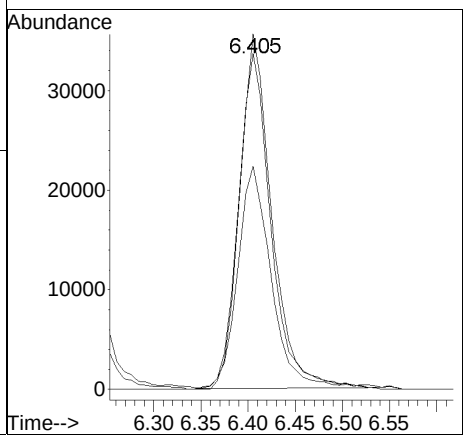

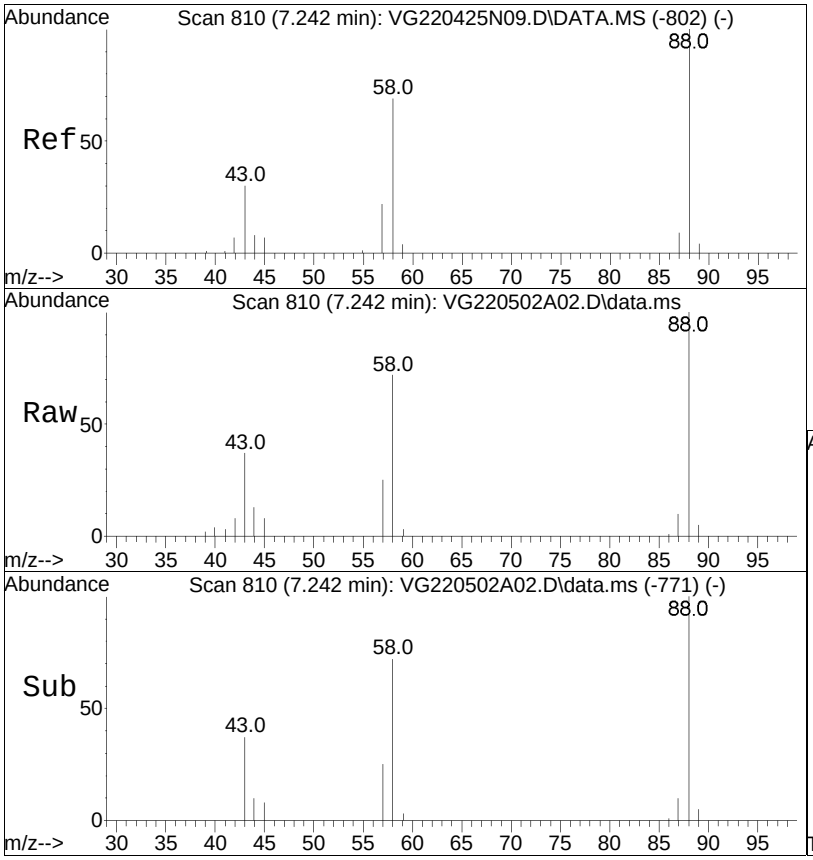

#57
1,4-Dioxane
Concen: 484.10 ug/L
RT: 7.242 min Scan# 810
Delta R.T. -0.000 min
Lab File: VG220502A02.D
Acq: 2 May 2022 9:05 am

Tgt Ion: 88 Resp: 42462

Ion	Ratio	Lower	Upper
88	100		
58	72.0	48.7	73.1
43	35.9	22.4	33.6#

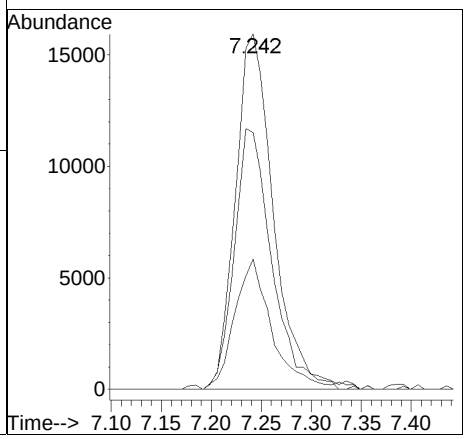

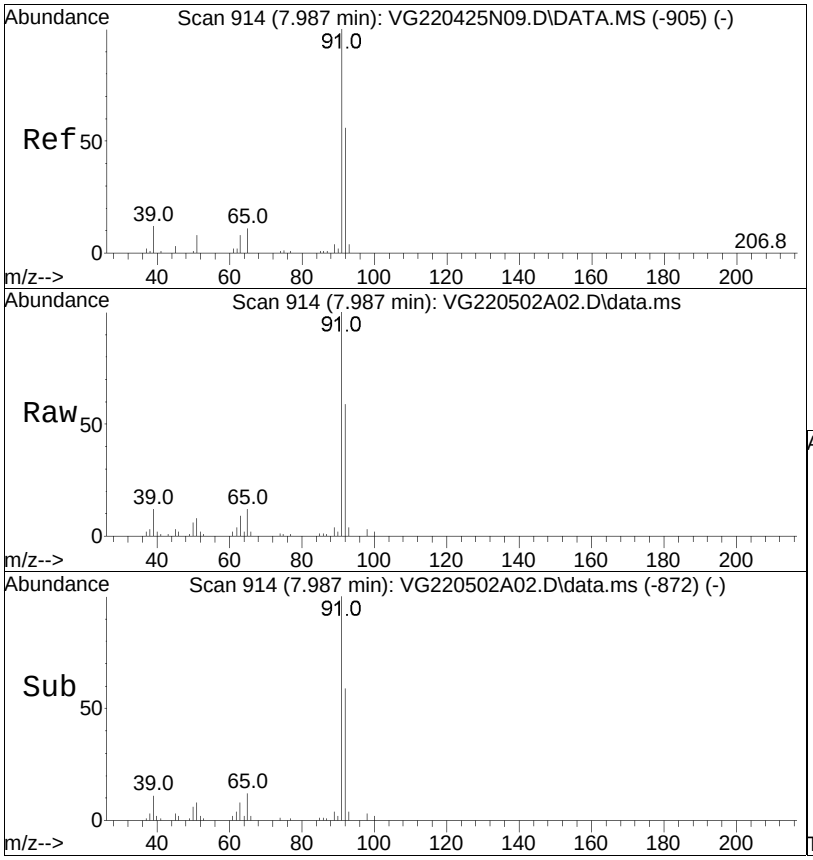

#61
Toluene
Concen: 10.21 ug/L
RT: 7.987 min Scan# 914
Delta R.T. -0.000 min
Lab File: VG220502A02.D
Acq: 2 May 2022 9:05 am

Tgt Ion: 92 Resp: 206627

Ion	Ratio	Lower	Upper
92	100		
91	171.1	134.8	202.2

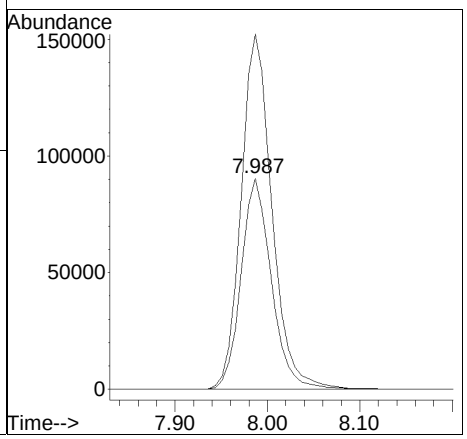

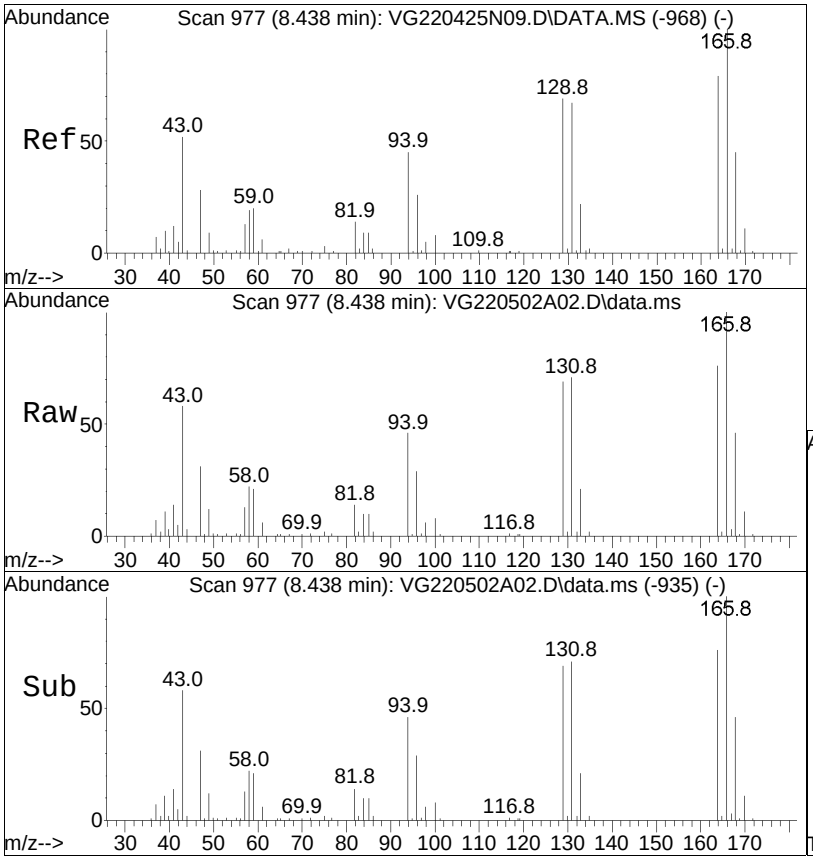

#63
Tetrachloroethene
Concen: 9.40 ug/L
RT: 8.438 min Scan# 977
Delta R.T. -0.000 min
Lab File: VG220502A02.D
Acq: 2 May 2022 9:05 am

Tgt Ion:166 Resp: 83956

Ion	Ratio	Lower	Upper
166	100		
168	48.7	27.3	67.3
94	45.3	20.5	60.5

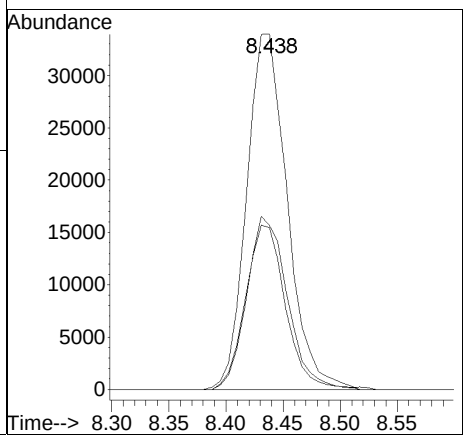

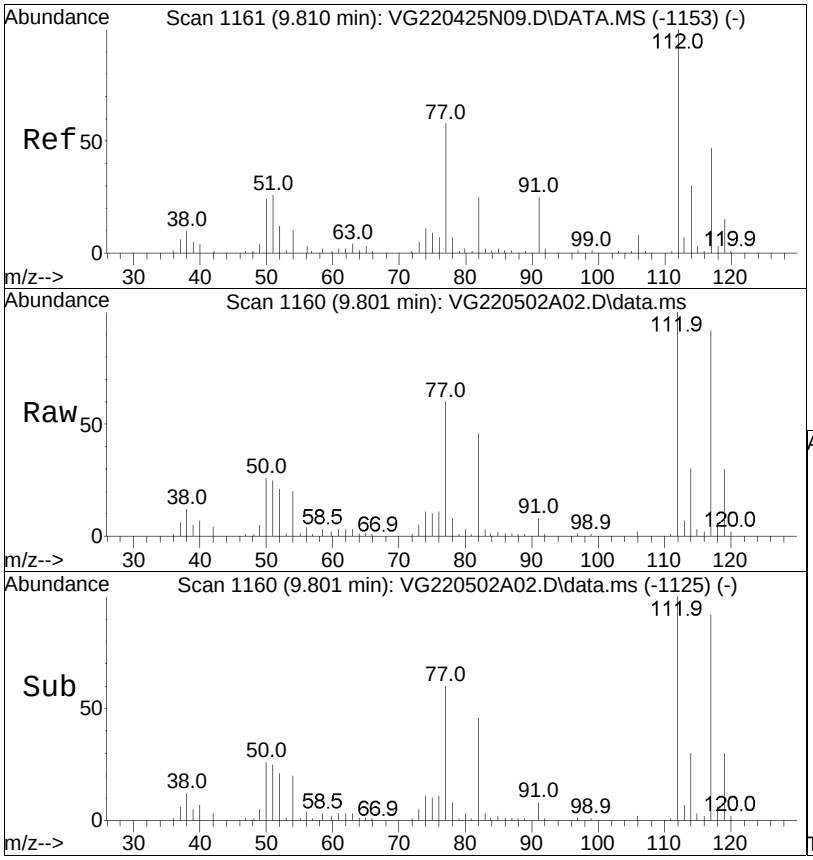

#73
Chlorobenzene
Concen: 10.00 ug/L
RT: 9.801 min Scan# 1160
Delta R.T. -0.009 min
Lab File: VG220502A02.D
Acq: 2 May 2022 9:05 am

Tgt Ion:112 Resp: 226380

Ion	Ratio	Lower	Upper
112	100		
77	75.0	55.9	83.9
114	32.0	25.4	38.0

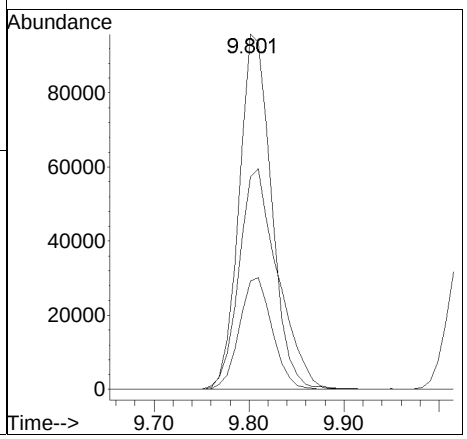

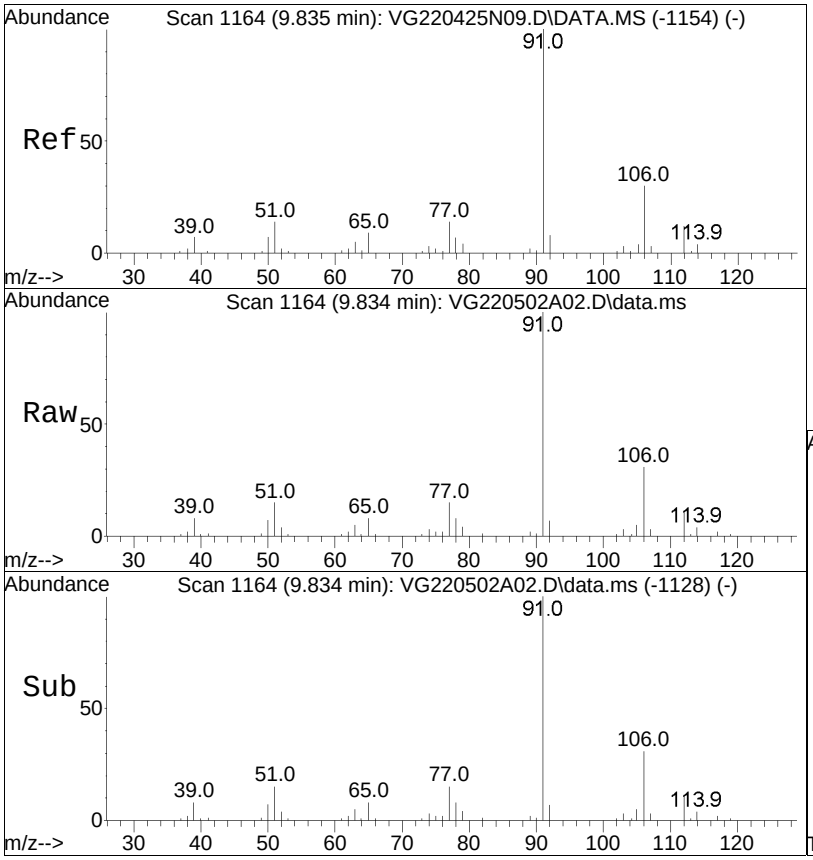

#74
Ethylbenzene
Concen: 9.86 ug/L
RT: 9.834 min Scan# 1164
Delta R.T. -0.001 min
Lab File: VG220502A02.D
Acq: 2 May 2022 9:05 am

Tgt Ion: 91 Resp: 402044

Ion	Ratio	Lower	Upper
91	100		
106	30.8	25.3	37.9

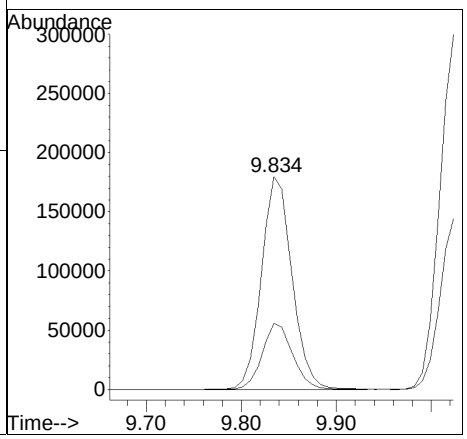

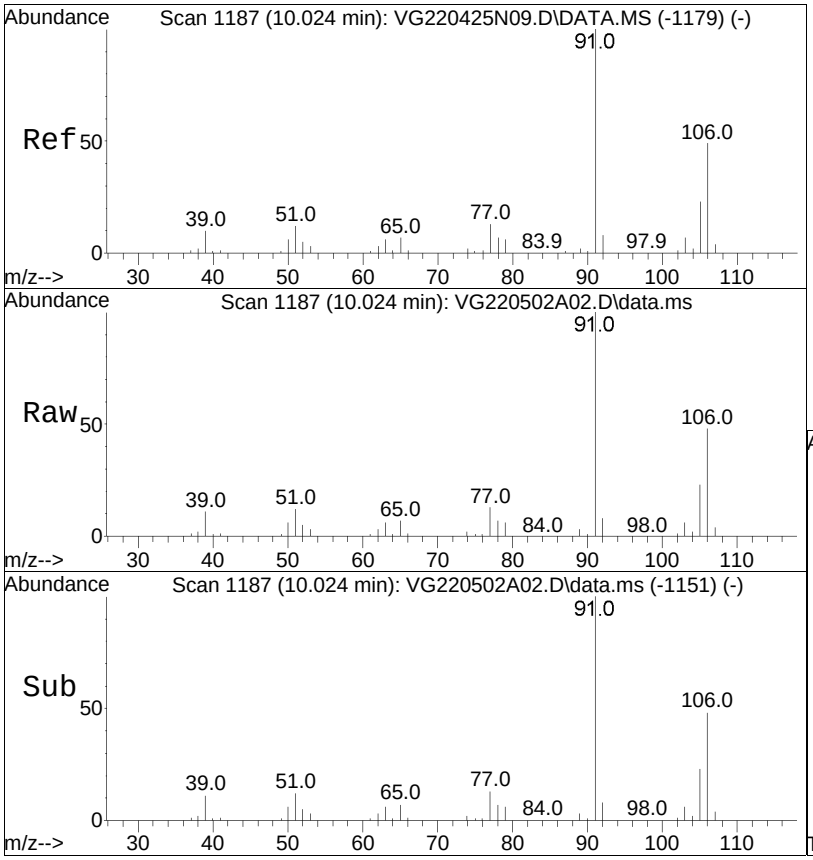

#76
p/m Xylene
Concen: 19.83 ug/L
RT: 10.024 min Scan# 1187
Delta R.T. -0.000 min
Lab File: VG220502A02.D
Acq: 2 May 2022 9:05 am

Tgt Ion:106 Resp: 313064

Ion	Ratio	Lower	Upper
106	100		
91	204.3	157.1	235.7

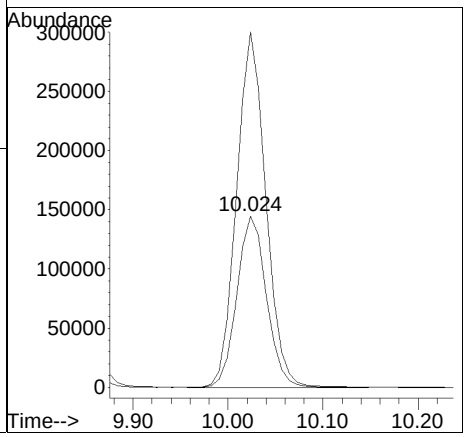

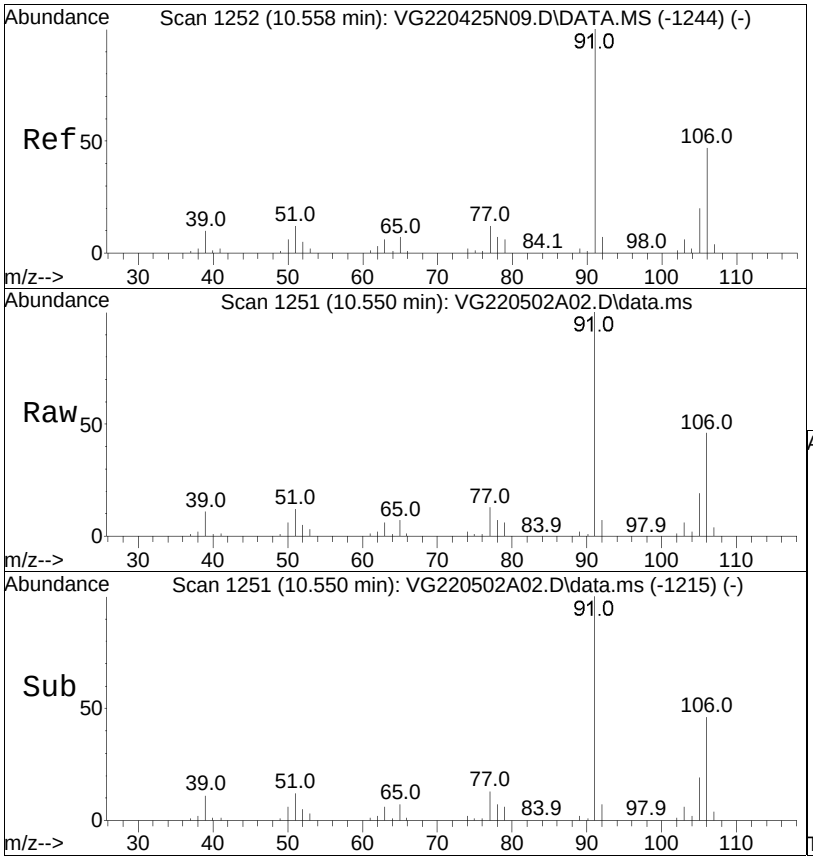

#77
o Xylene
Concen: 19.63 ug/L
RT: 10.550 min Scan# 1251
Delta R.T. -0.008 min
Lab File: VG220502A02.D
Acq: 2 May 2022 9:05 am

Tgt Ion:106 Resp: 306154

Ion	Ratio	Lower	Upper
106	100		
91	213.7	164.7	247.1

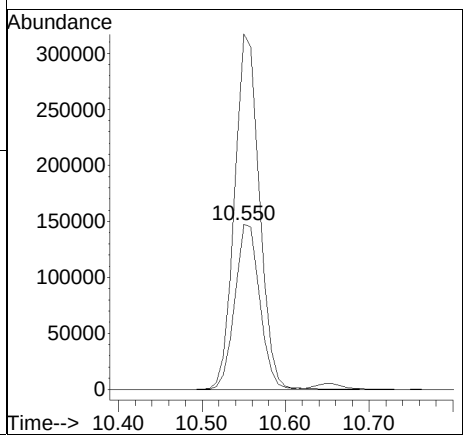

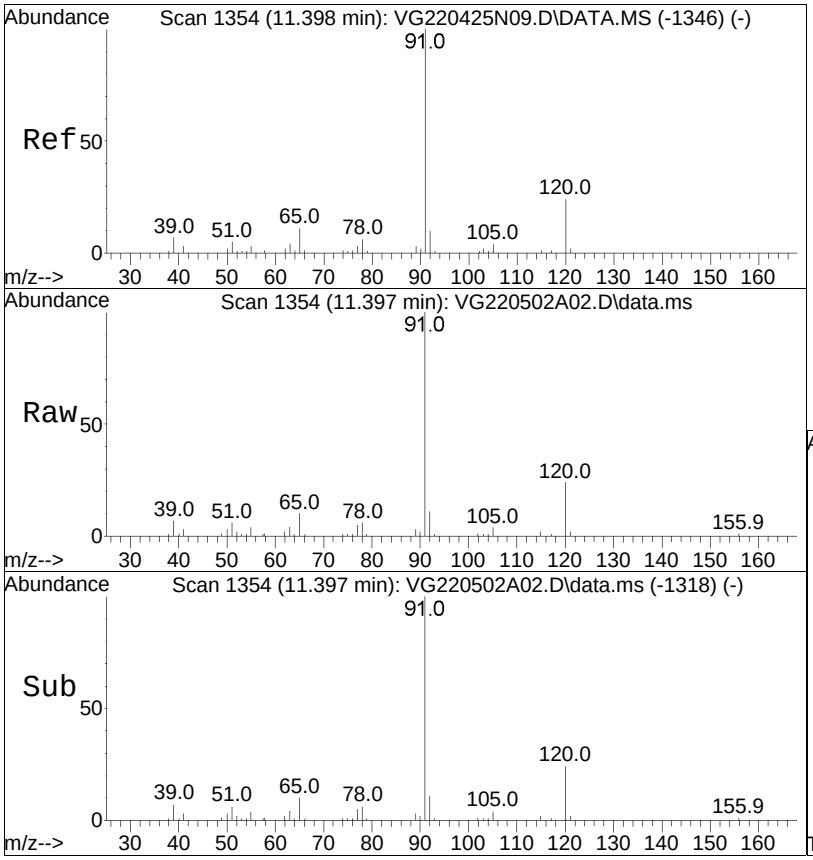

#85
n-Propylbenzene
Concen: 9.89 ug/L
RT: 11.397 min Scan# 1354
Delta R.T. -0.001 min
Lab File: VG220502A02.D
Acq: 2 May 2022 9:05 am

Tgt Ion: 91 Resp: 501682

Ion	Ratio	Lower	Upper
91	100		
120	22.5	19.0	28.6

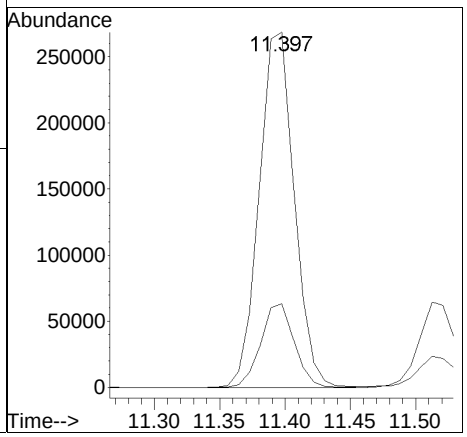

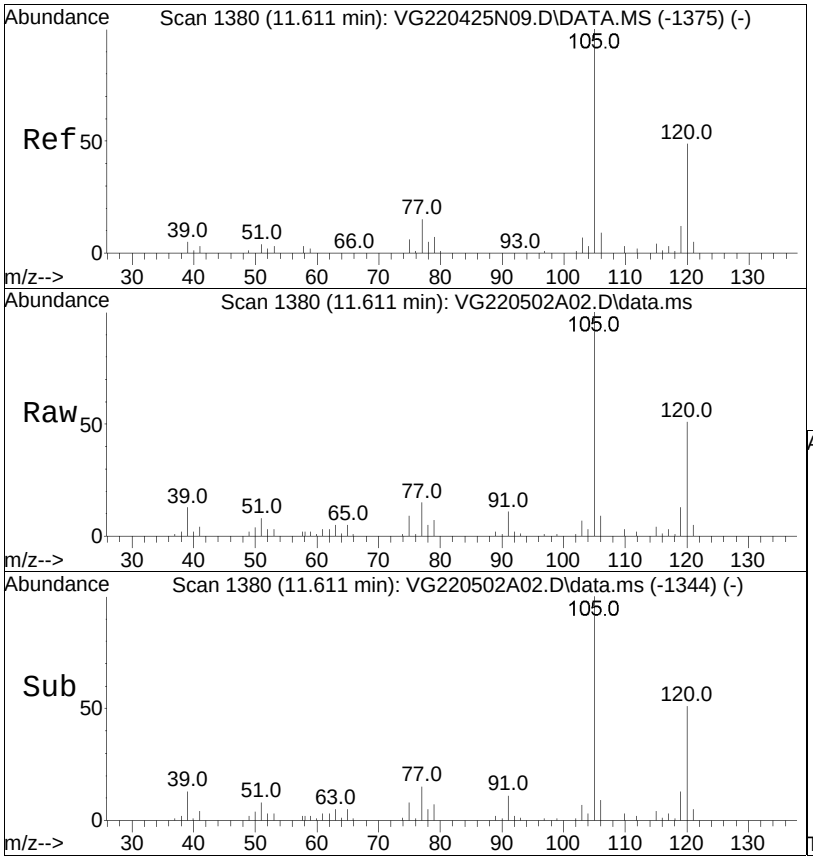

#90
1,3,5-Trimethylbenzene
Concen: 9.70 ug/L
RT: 11.611 min Scan# 1380
Delta R.T. 0.000 min
Lab File: VG220502A02.D
Acq: 2 May 2022 9:05 am

Tgt Ion:105 Resp: 353038

Ion	Ratio	Lower	Upper
105	100		
120	48.8	40.3	60.5

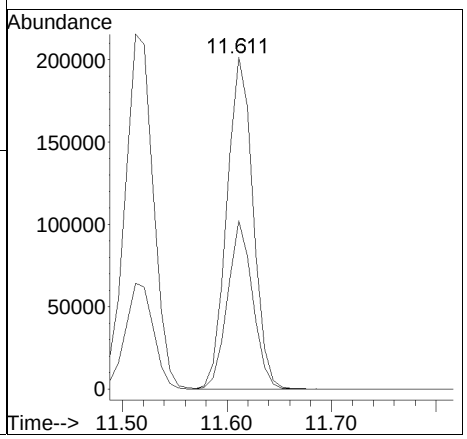

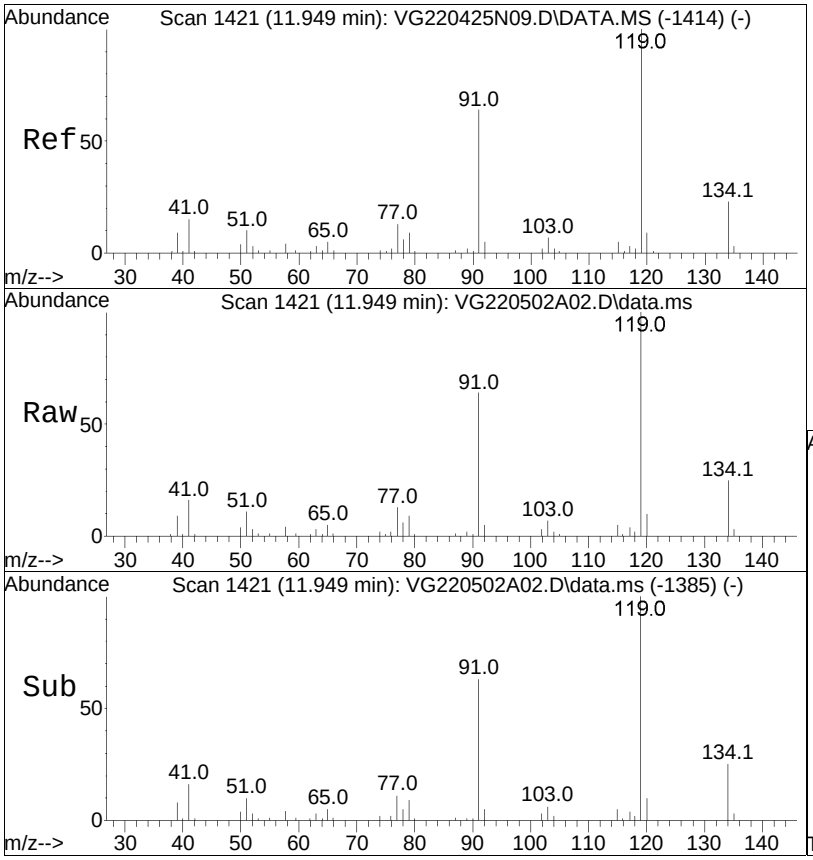

#94
tert-Butylbenzene
Concen: 9.44 ug/L
RT: 11.949 min Scan# 1421
Delta R.T. -0.000 min
Lab File: VG220502A02.D
Acq: 2 May 2022 9:05 am

Tgt Ion:119 Resp: 294666

Ion	Ratio	Lower	Upper
119	100		
91	65.6	50.8	76.2
134	24.4	20.2	30.4

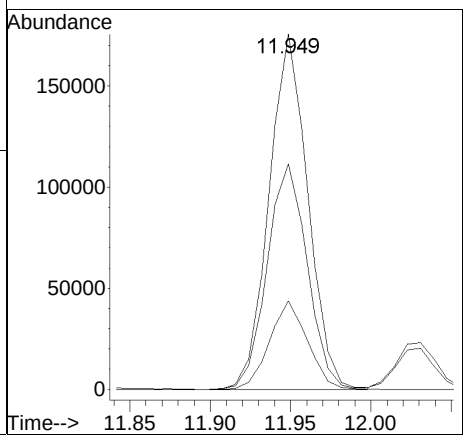

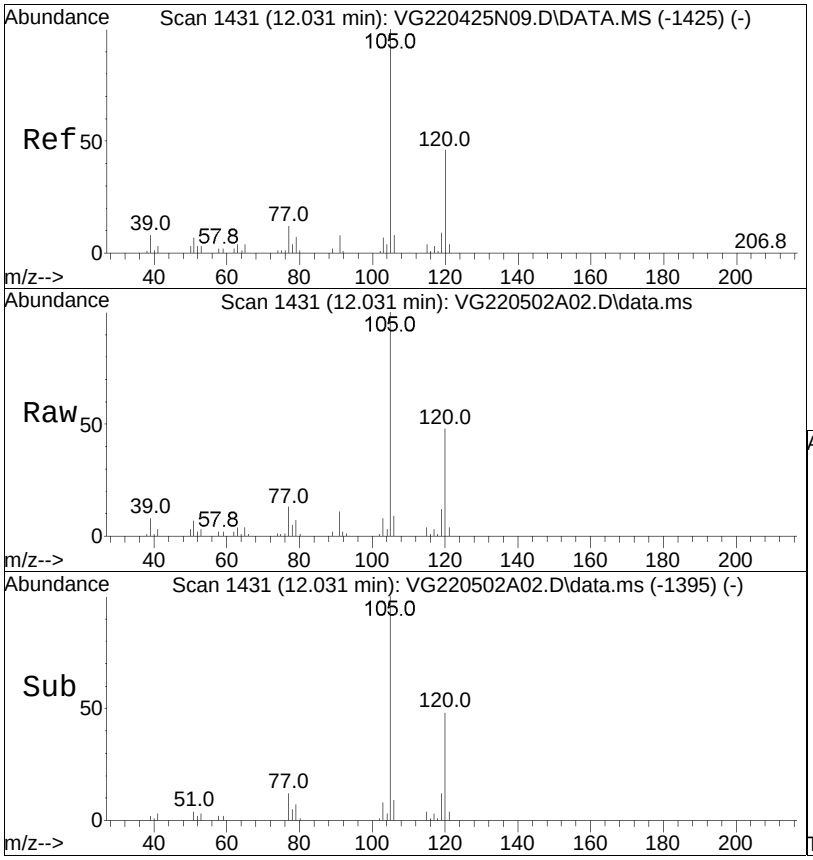

#97
1,2,4-Trimethylbenzene
Concen: 9.59 ug/L
RT: 12.031 min Scan# 1431
Delta R.T. -0.000 min
Lab File: VG220502A02.D
Acq: 2 May 2022 9:05 am

Tgt Ion:105 Resp: 333997

Ion	Ratio	Lower	Upper
105	100		
120	47.1	37.8	56.6

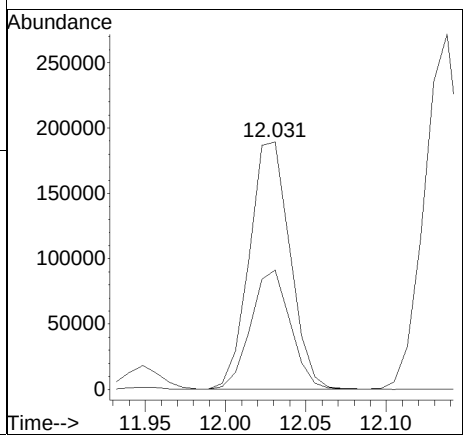

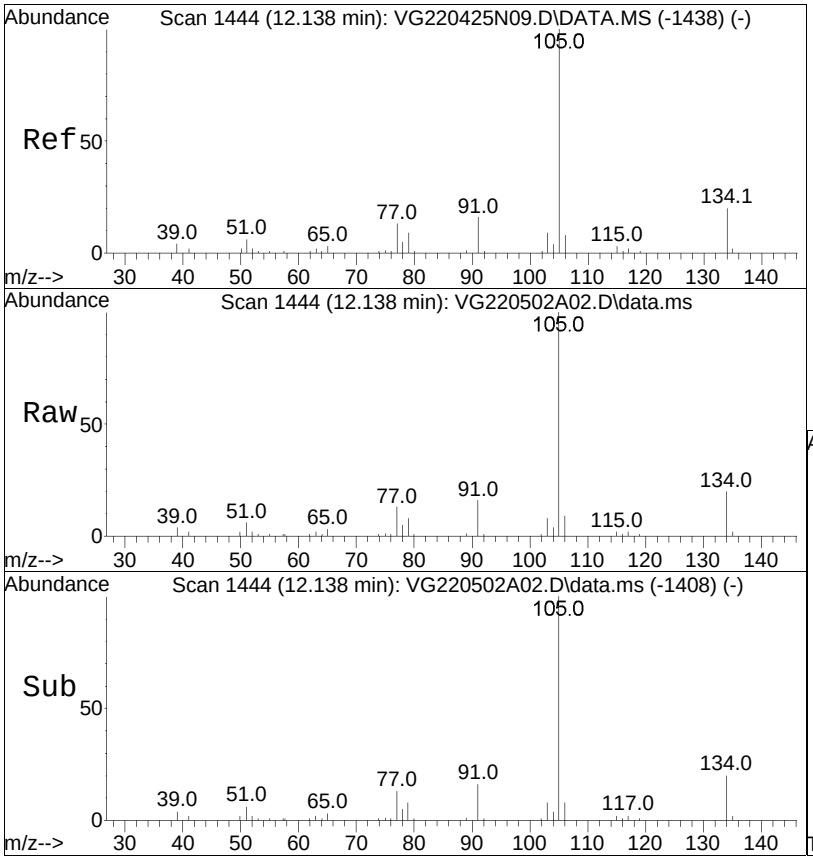

#98
sec-Butylbenzene
Concen: 9.58 ug/L
RT: 12.138 min Scan# 1444
Delta R.T. -0.000 min
Lab File: VG220502A02.D
Acq: 2 May 2022 9:05 am

Tgt Ion:105 Resp: 459450

Ion	Ratio	Lower	Upper
105	100		
134	19.5	13.3	27.7

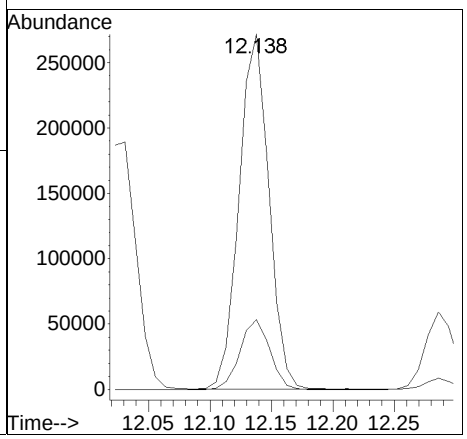

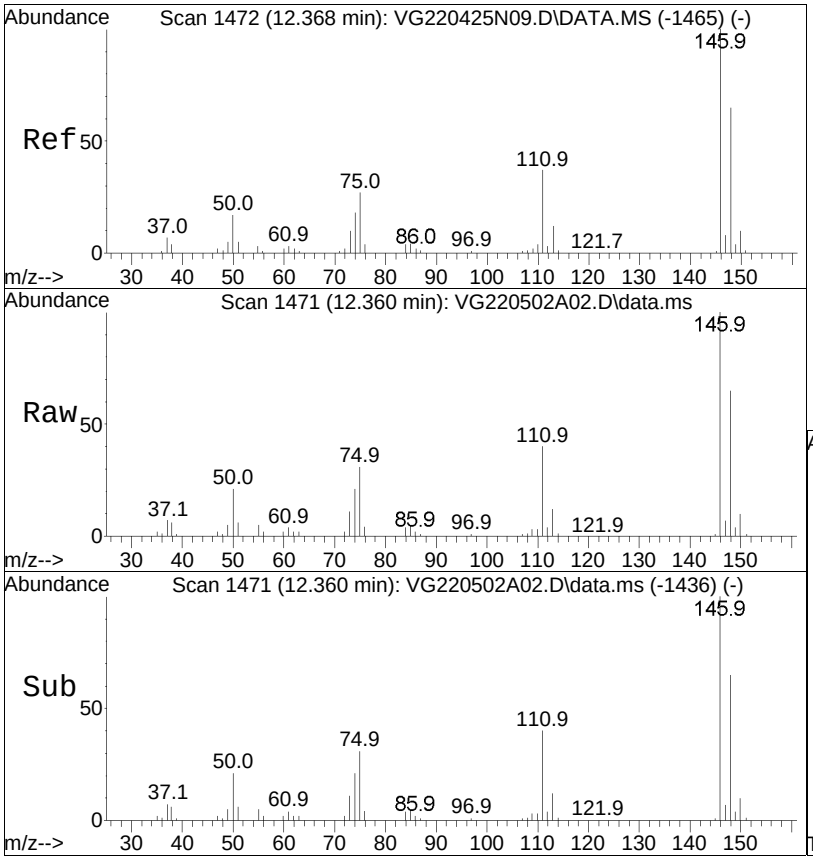

#100
1,3-Dichlorobenzene
Concen: 9.77 ug/L
RT: 12.360 min Scan# 1471
Delta R.T. -0.008 min
Lab File: VG220502A02.D
Acq: 2 May 2022 9:05 am

Tgt Ion:146 Resp: 191489

Ion	Ratio	Lower	Upper
146	100		
111	38.2	24.4	50.6
148	65.0	41.0	85.2

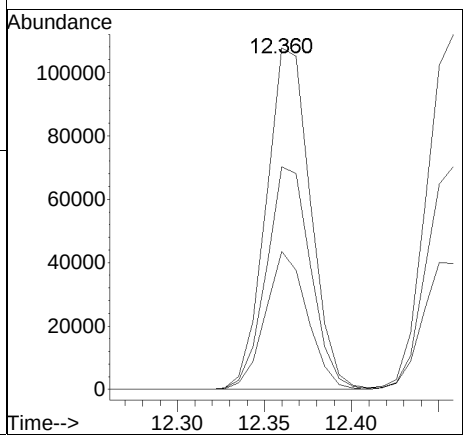

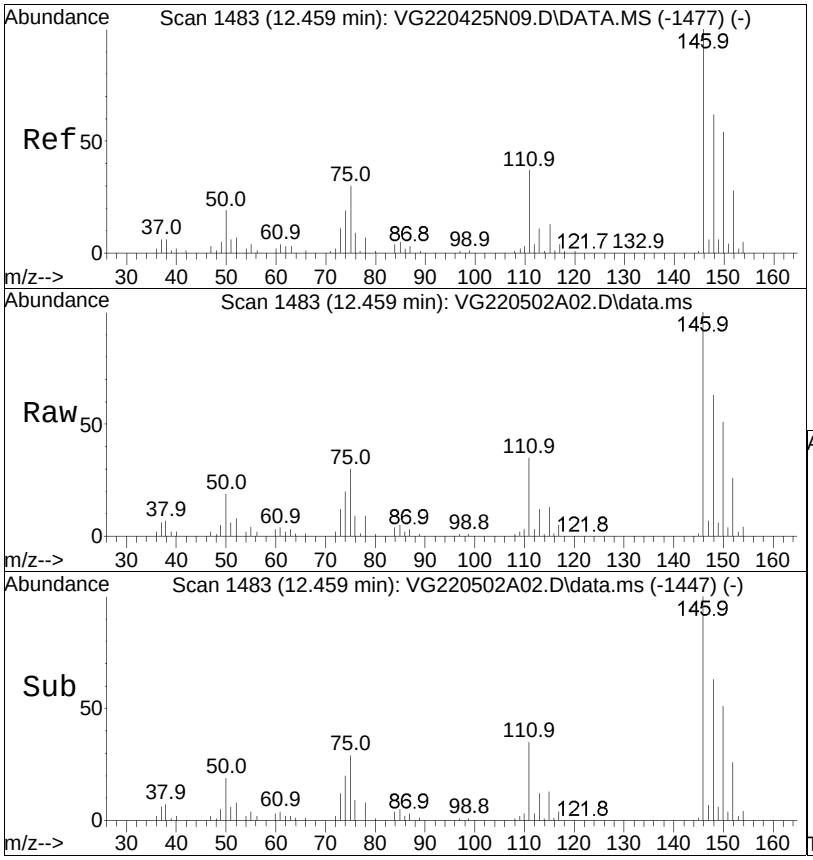

#101
1,4-Dichlorobenzene
Concen: 9.89 ug/L
RT: 12.459 min Scan# 1483
Delta R.T. -0.000 min
Lab File: VG220502A02.D
Acq: 2 May 2022 9:05 am

Tgt Ion:146 Resp: 195854

Ion	Ratio	Lower	Upper
146	100		
111	38.1	29.3	43.9
148	63.5	51.2	76.8

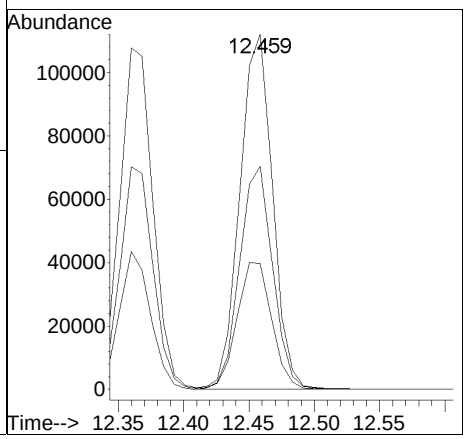

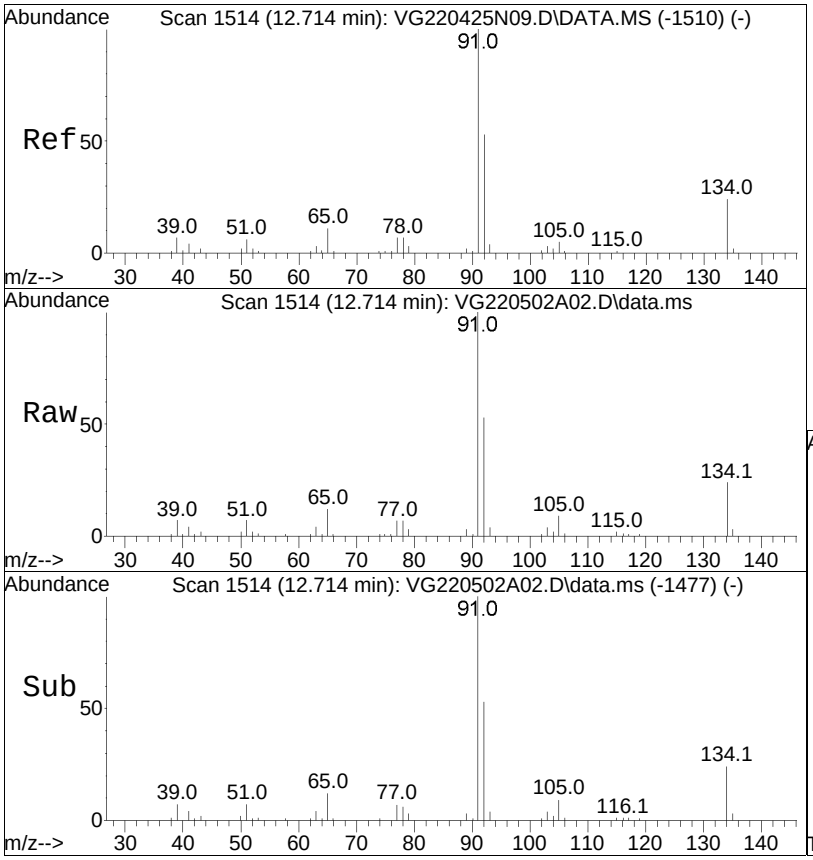

#103
n-Butylbenzene
Concen: 9.50 ug/L
RT: 12.714 min Scan# 1514
Delta R.T. -0.000 min
Lab File: VG220502A02.D
Acq: 2 May 2022 9:05 am

Tgt Ion: 91 Resp: 332384

Ion	Ratio	Lower	Upper
91	100		
92	53.2	43.8	65.8
134	26.0	22.0	33.0

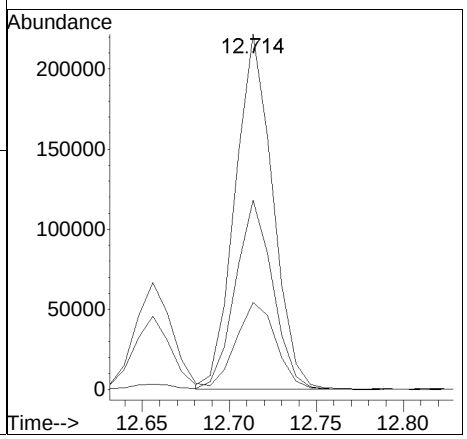

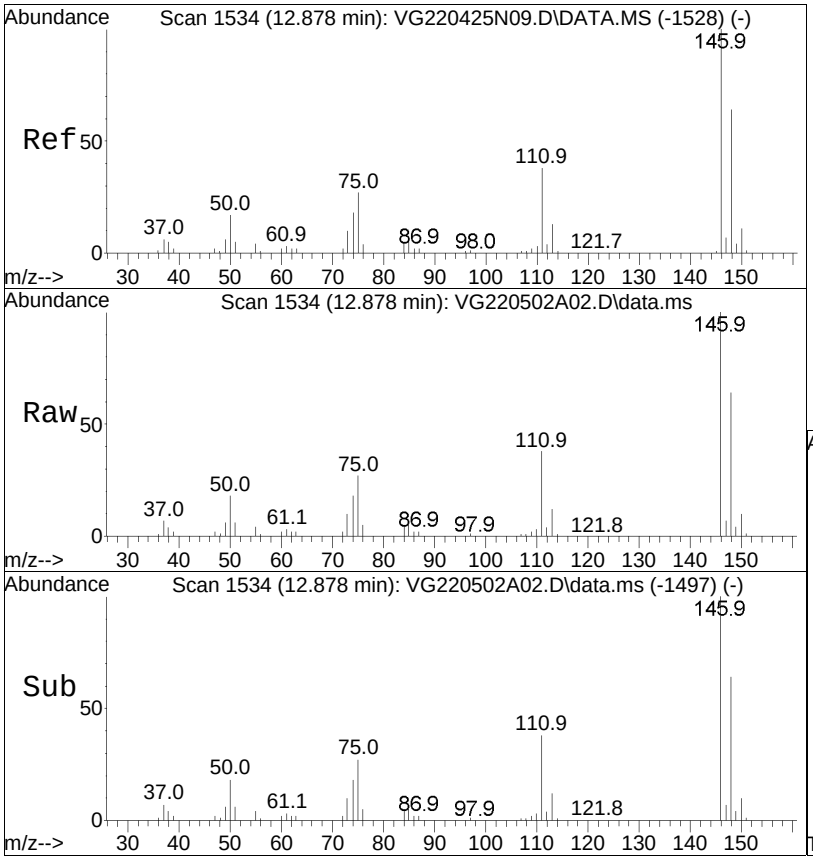

#104
1,2-Dichlorobenzene
Concen: 9.84 ug/L
RT: 12.878 min Scan# 1534
Delta R.T. 0.000 min
Lab File: VG220502A02.D
Acq: 2 May 2022 9:05 am

Tgt Ion:146 Resp: 180198

Ion	Ratio	Lower	Upper
146	100		
111	38.8	25.4	52.8
148	62.9	41.7	86.5

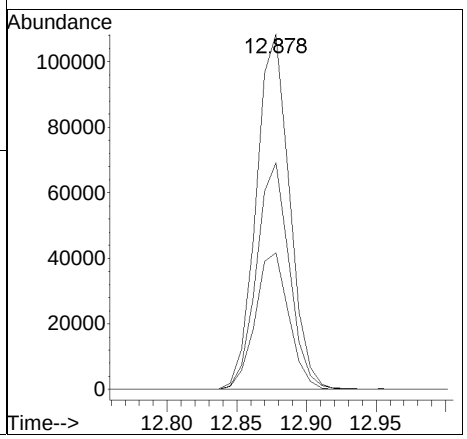

Quantitation Report (QT Reviewed)

Data Path : I:\VOLATILES\Gonzo\2022\220501A\
Data File : VG220501A03.D
Acq On : 1 May 2022 9:46 am
Operator : GONZO:MV
Sample : WG1633355-4,31,10,10
Misc : WG1633355,ICAL18969
ALS Vial : 3 Sample Multiplier: 1

Quant Time: May 01 10:14:06 2022
Quant Method : I:\VOLATILES\Gonzo\2022\220501A\G_220425N_8260.m
Quant Title : VOLATILES BY GC/MS
QLast Update : Tue Apr 26 12:00:50 2022
Response via : Initial Calibration

CCAL FILE(s) : 1 - I:\VOLATILES\Gonzo\2022\220501A\VG220501A02.D
Sub List : 8260-Curve - Megamix plus Diox

Compound	R.T.	QIon	Response	Conc	Units	Dev(Min)
Internal Standards						
1) Fluorobenzene	6.231	96	431821	10.000	ug/L	0.00
Standard Area 1 = 421642			Recovery = 102.41%			
59) Chlorobenzene-d5	9.785	117	342891	10.000	ug/L	0.00
Standard Area 1 = 332906			Recovery = 103.00%			
79) 1,4-Dichlorobenzene-d4	12.442	152	205104	10.000	ug/L	0.00
Standard Area 1 = 197122			Recovery = 104.05%			
System Monitoring Compounds						
36) Dibromofluoromethane	5.418	113	114919	10.043	ug/L	0.00
Spiked Amount 10.000	Range 70 - 130		Recovery = 100.43%			
43) 1,2-Dichloroethane-d4	5.949	65	143916	10.641	ug/L	0.00
Spiked Amount 10.000	Range 70 - 130		Recovery = 106.41%			
60) Toluene-d8	7.930	98	429341	9.995	ug/L	0.00
Spiked Amount 10.000	Range 70 - 130		Recovery = 99.95%			
83) 4-Bromofluorobenzene	11.249	95	168024	9.735	ug/L	0.00
Spiked Amount 10.000	Range 70 - 130		Recovery = 97.35%			
Target Compounds						Qvalue
4) Vinyl chloride	2.022	62	78023	9.639	ug/L	98
10) 1,1-Dichloroethene	3.123	96	62927	9.580	ug/L	81
15) Methylene chloride	3.701	84	74095	10.149	ug/L	79
17) Acetone	3.739	43	20565	8.149	ug/L	94
18) trans-1,2-Dichloroethene	3.845	96	69455	9.816	ug/L	86
20) Methyl tert-butyl ether	3.936	73	174911	9.416	ug/L	89
23) 1,1-Dichloroethane	4.445	63	141826	10.168	ug/L	99
28) cis-1,2-Dichloroethene	4.969	96	80445	9.803	ug/L	93
32) Chloroform	5.235	83	131788	9.565	ug/L	95
34) Carbon tetrachloride	5.364	117	99778	9.849	ug/L	96
37) 1,1,1-Trichloroethane	5.433	97	114404	9.824	ug/L	95
39) 2-Butanone	5.532	43	31610	8.691	ug/L #	76
41) Benzene	5.805	78	299997	9.870	ug/L	95
44) 1,2-Dichloroethane	6.018	62	103365	10.007	ug/L	97
48) Trichloroethene	6.405	95	76680	9.246	ug/L	98
57) 1,4-Dioxane	7.242	88	31880	381.188	ug/L #	84
61) Toluene	7.987	92	185225	9.608	ug/L	96
63) Tetrachloroethene	8.431	166	80615	9.473	ug/L	96
73) Chlorobenzene	9.810	112	207085	9.603	ug/L	97
74) Ethylbenzene	9.843	91	373598	9.615	ug/L	98

Data Path : I:\VOLATILES\Gonzo\2022\220501A\
Data File : VG220501A03.D
Acq On : 1 May 2022 9:46 am
Operator : GONZO:MV
Sample : WG1633355-4,31,10,10
Misc : WG1633355,ICAL18969
ALS Vial : 3 Sample Multiplier: 1

Quant Time: May 01 10:14:06 2022
Quant Method : I:\VOLATILES\Gonzo\2022\220501A\G_220425N_8260.m
Quant Title : VOLATILES BY GC/MS
QLast Update : Tue Apr 26 12:00:50 2022
Response via : Initial Calibration

CCAL FILE(s) : 1 - I:\VOLATILES\Gonzo\2022\220501A\VG220501A02.D
Sub List : 8260-Curve - Megamix plus Diox

	Compound	R.T.	QIon	Response	Conc	Units	Dev(Min)
76)	p/m Xylene	10.024	106	291064	19.356	ug/L	95
77)	o Xylene	10.558	106	285208	19.201	ug/L	98
85)	n-Propylbenzene	11.397	91	471482	9.599	ug/L	98
90)	1,3,5-Trimethylbenzene	11.611	105	327883	9.305	ug/L	99
94)	tert-Butylbenzene	11.949	119	281458	9.309	ug/L	98
97)	1,2,4-Trimethylbenzene	12.031	105	314152	9.319	ug/L	99
98)	sec-Butylbenzene	12.138	105	437177	9.418	ug/L	98
100)	1,3-Dichlorobenzene	12.368	146	180544	9.513	ug/L	98
101)	1,4-Dichlorobenzene	12.459	146	183035	9.544	ug/L	99
103)	n-Butylbenzene	12.714	91	315997	9.332	ug/L	97
104)	1,2-Dichlorobenzene	12.878	146	169471	9.555	ug/L	98

(#) = qualifier out of range (m) = manual integration (+) = signals summed

Quantitation Report (QT Reviewed)

Data Path : I:\VOLATILES\Gonzo\2022\220501A\
Data File : VG220501A03.D
Acq On : 1 May 2022 9:46 am
Operator : GONZO:MV
Sample : WG1633355-4,31,10,10
Misc : WG1633355,ICAL18969
ALS Vial : 3 Sample Multiplier: 1

Quant Time: May 01 10:14:06 2022
Quant Method : I:\VOLATILES\Gonzo\2022\220501A\G_220425N_8260.m
Quant Title : VOLATILES BY GC/MS
QLast Update : Tue Apr 26 12:00:50 2022
Response via : Initial Calibration

Sub List : 8260-Curve - Megamix plus Diox0501A\VG220501A02.D•

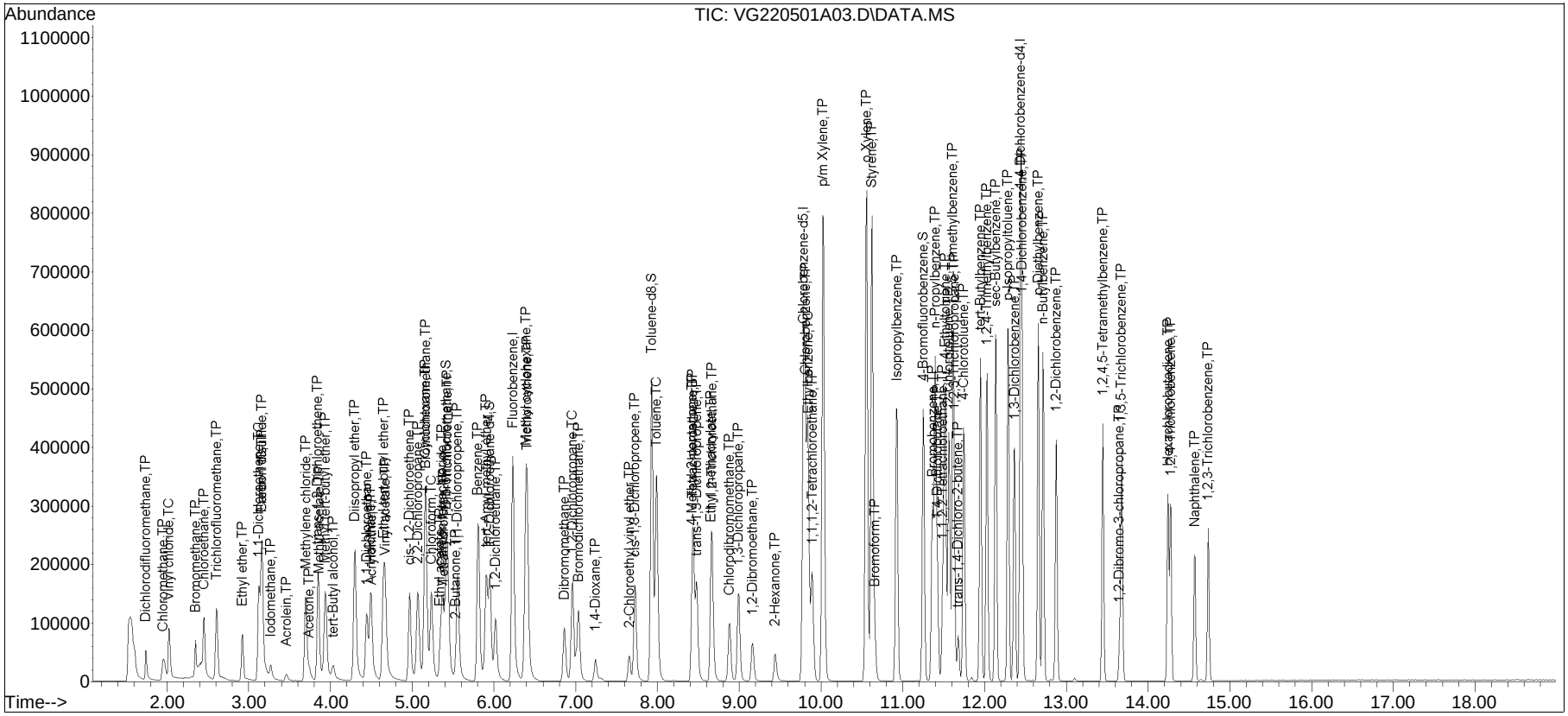

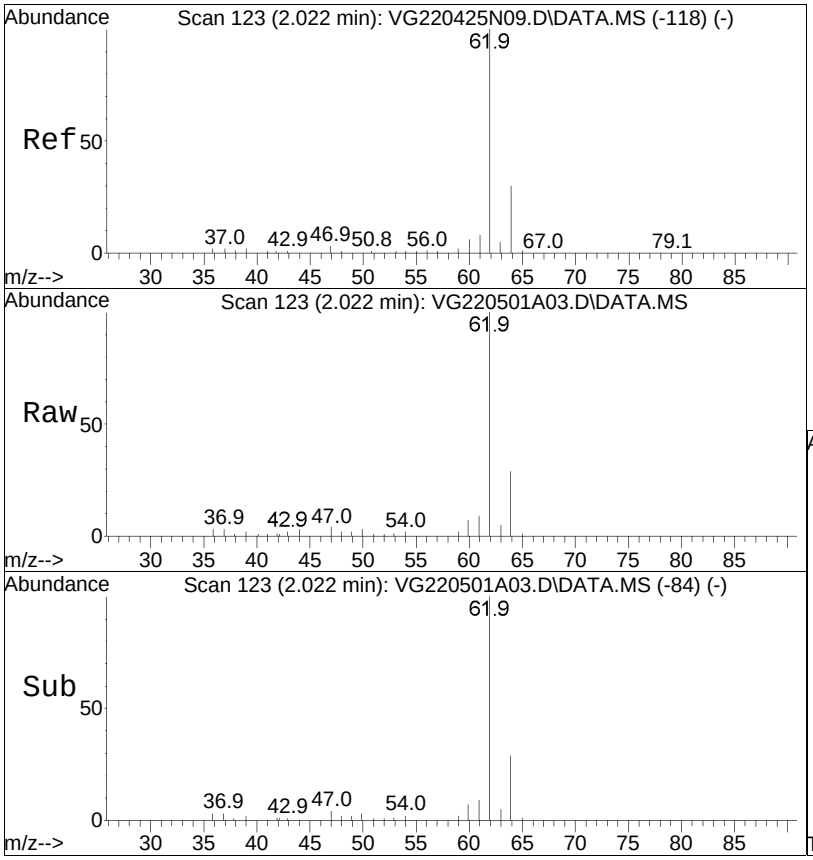

#4
Vinyl chloride
Concen: 9.64 ug/L
RT: 2.022 min Scan# 123
Delta R.T. -0.000 min
Lab File: VG220501A03.D
Acq: 1 May 2022 9:46 am

Tgt Ion: 62 Resp: 78023

Ion	Ratio	Lower	Upper
62	100		
64	30.3	11.3	51.3

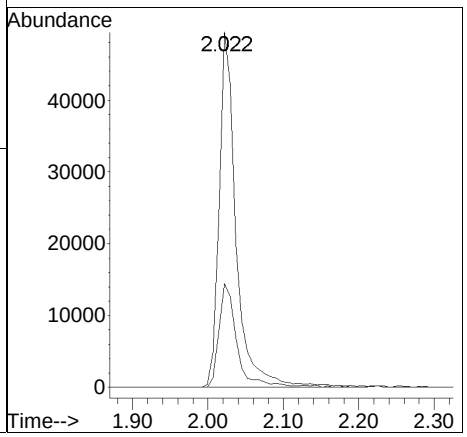

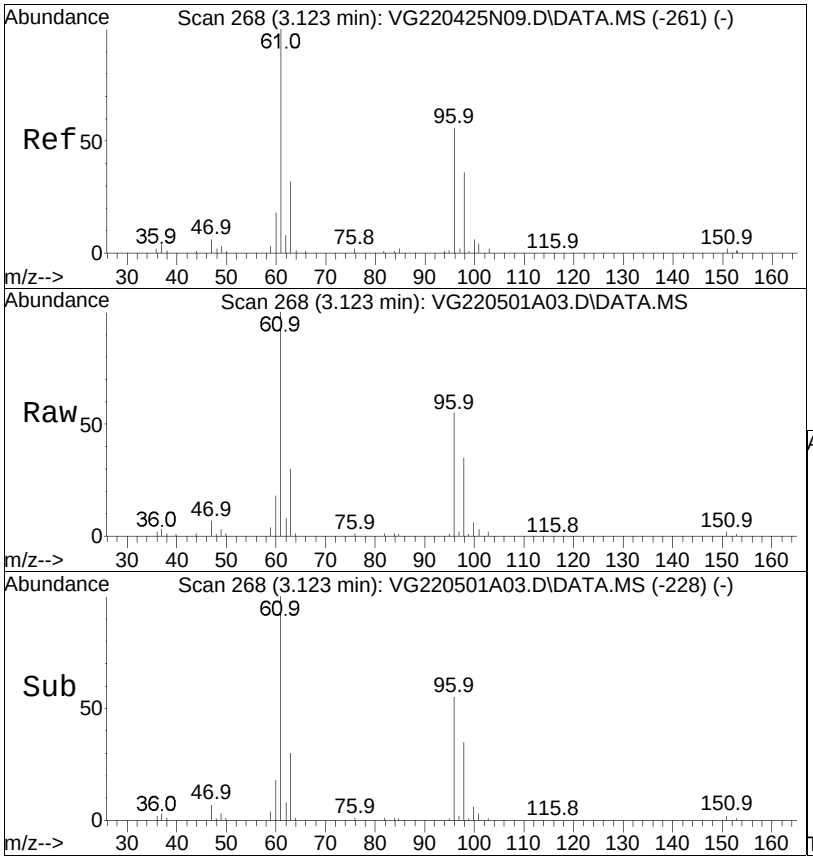

#10
1,1-Dichloroethene
Concen: 9.58 ug/L
RT: 3.123 min Scan# 268
Delta R.T. 0.000 min
Lab File: VG220501A03.D
Acq: 1 May 2022 9:46 am

Tgt Ion: 96 Resp: 62927

Ion	Ratio	Lower	Upper
96	100		
61	182.8	124.2	186.4
63	57.5	40.0	60.0

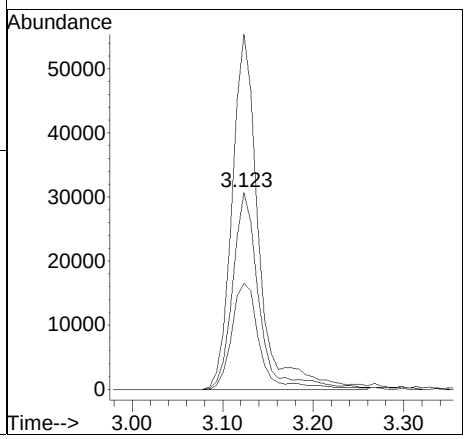

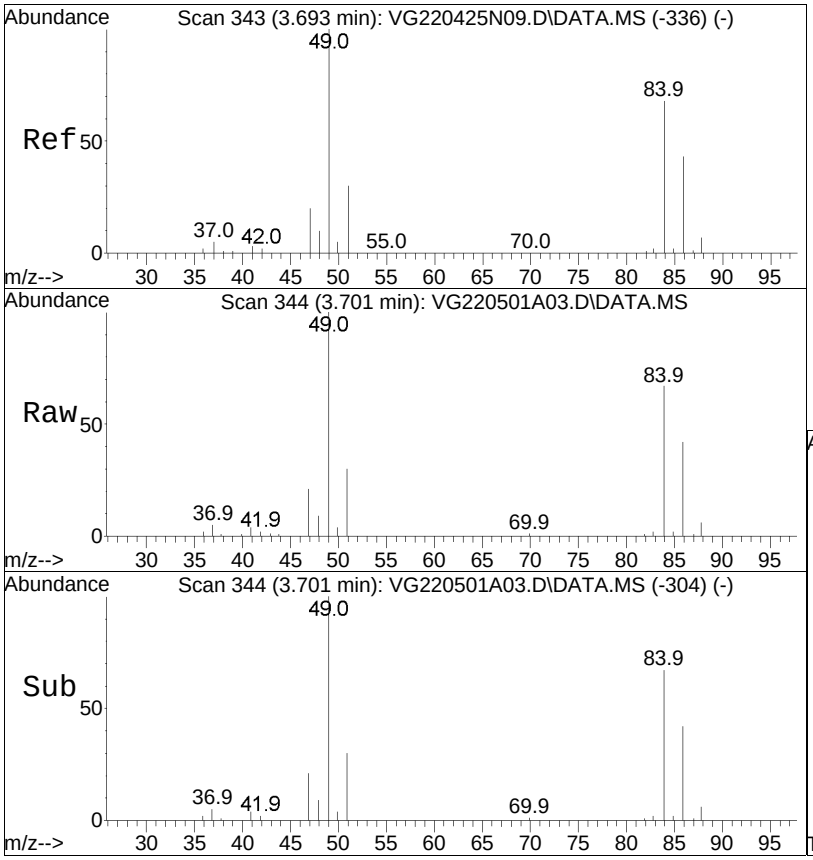

#15
Methylene chloride
Concen: 10.15 ug/L
RT: 3.701 min Scan# 344
Delta R.T. 0.008 min
Lab File: VG220501A03.D
Acq: 1 May 2022 9:46 am

Tgt Ion: 84 Resp: 74095

Ion	Ratio	Lower	Upper
84	100		
86	64.8	41.1	85.5
49	151.9	76.2	158.2

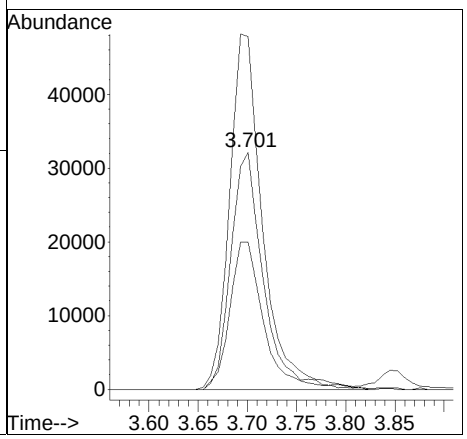

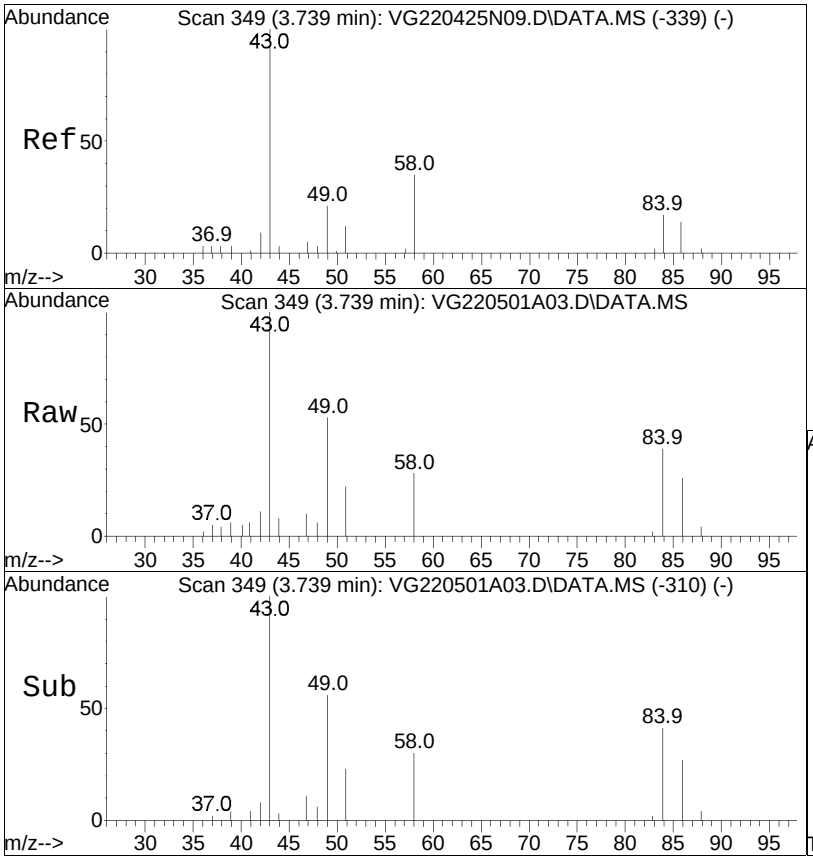

#17
Acetone
Concen: 8.15 ug/L
RT: 3.739 min Scan# 349
Delta R.T. -0.000 min
Lab File: VG220501A03.D
Acq: 1 May 2022 9:46 am

Tgt Ion: 43 Resp: 20565

Ion	Ratio	Lower	Upper
43	100		
58	31.1	22.2	33.4

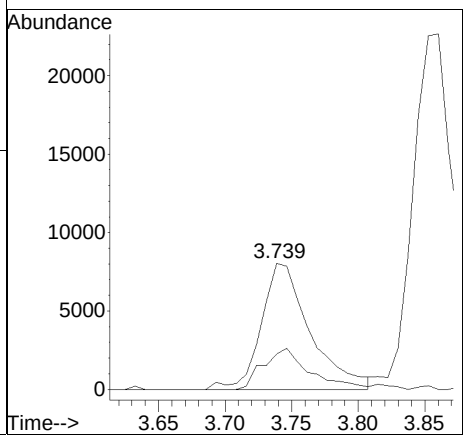

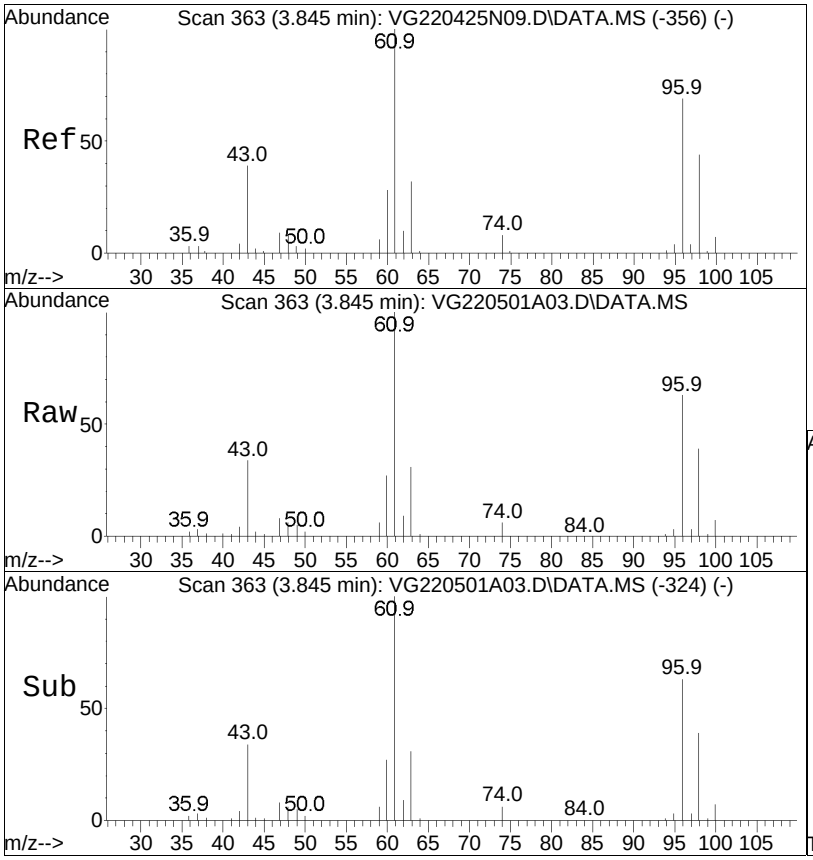

#18
trans-1,2-Dichloroethene
Concen: 9.82 ug/L
RT: 3.845 min Scan# 363
Delta R.T. 0.000 min
Lab File: VG220501A03.D
Acq: 1 May 2022 9:46 am

Tgt Ion: 96 Resp: 69455

Ion	Ratio	Lower	Upper
96	100		
61	155.1	85.7	178.1
98	65.0	40.2	83.4
63	49.5	28.0	58.2

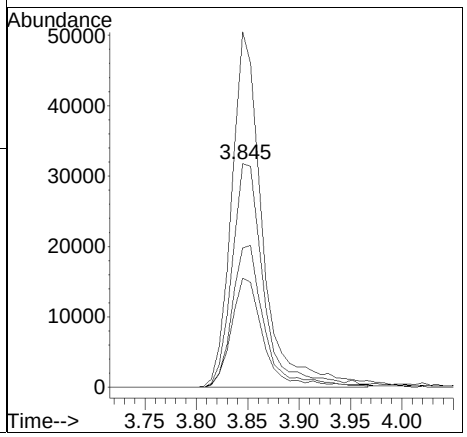

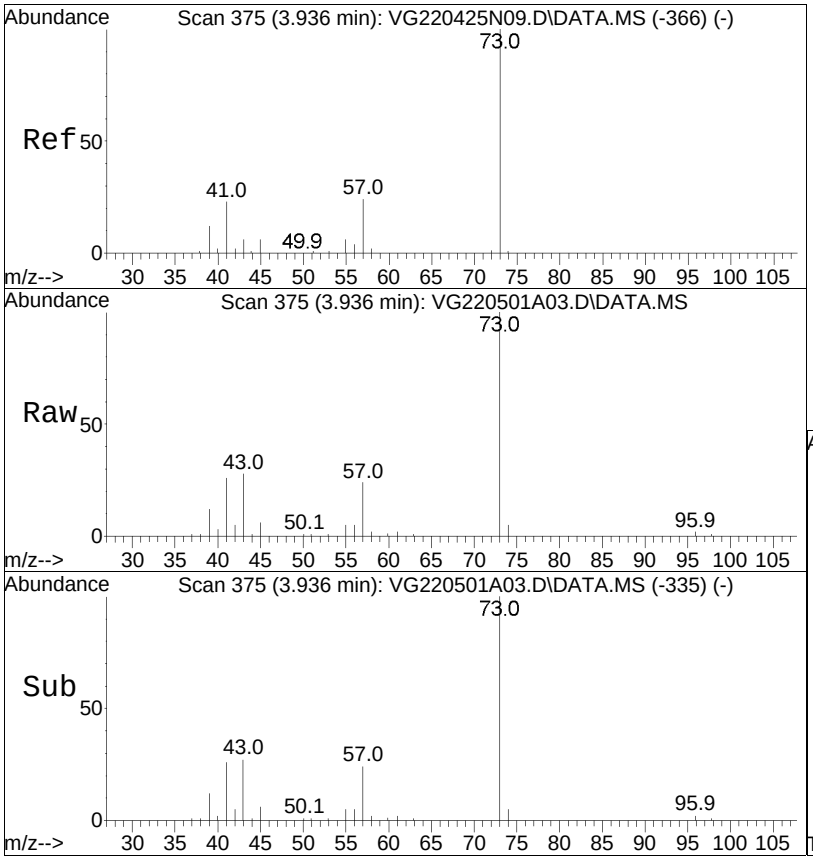

#20
Methyl tert-butyl ether
Concen: 9.42 ug/L
RT: 3.936 min Scan# 375
Delta R.T. 0.000 min
Lab File: VG220501A03.D
Acq: 1 May 2022 9:46 am

Tgt Ion: 73 Resp: 174911

Ion	Ratio	Lower	Upper
73	100		
57	23.0	12.5	26.1
43	25.6	13.0	27.0
41	24.5	12.5	26.1

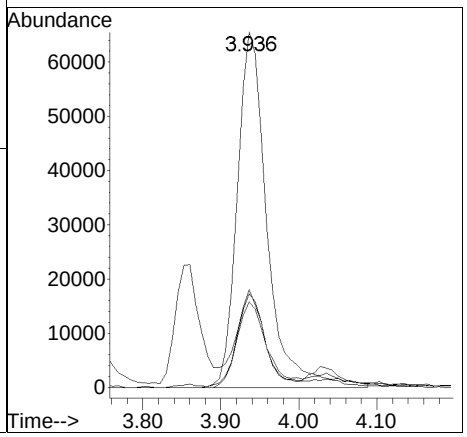

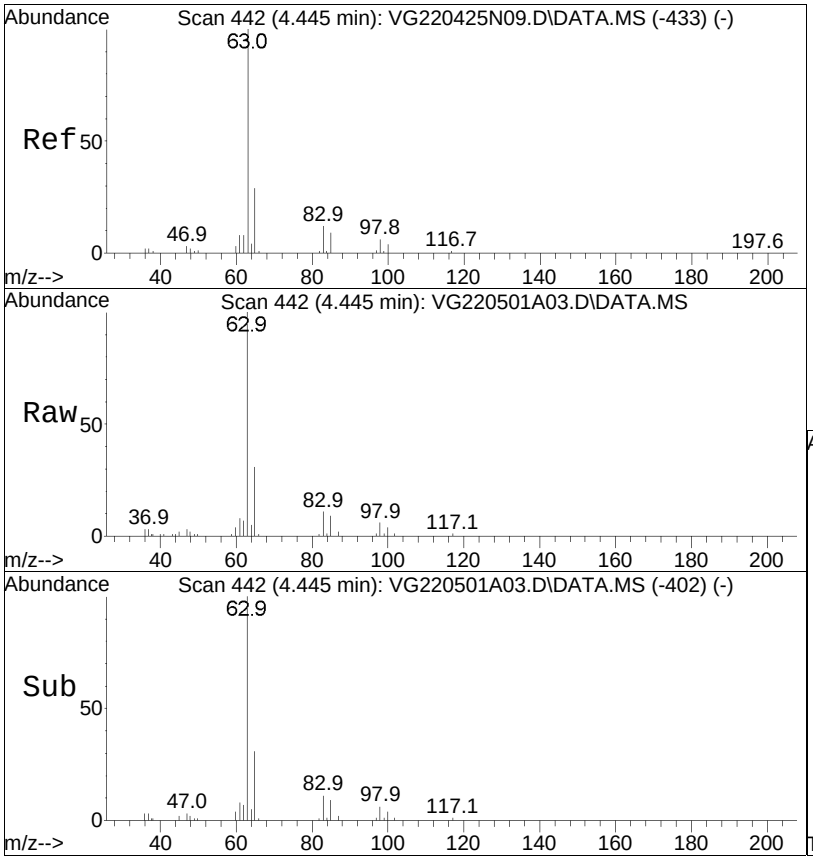

#23
1,1-Dichloroethane
Concen: 10.17 ug/L
RT: 4.445 min Scan# 442
Delta R.T. 0.000 min
Lab File: VG220501A03.D
Acq: 1 May 2022 9:46 am

Tgt Ion: 63 Resp: 141826

Ion	Ratio	Lower	Upper
63	100		
65	30.9	10.4	50.4
83	12.5	0.0	33.2

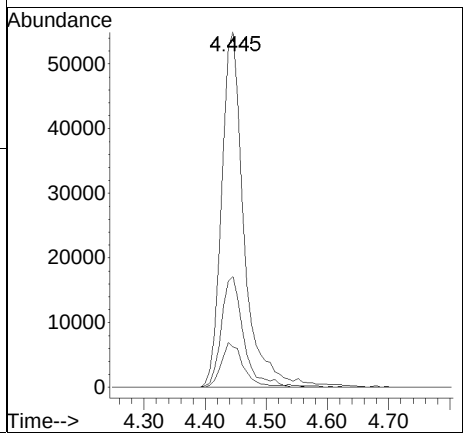

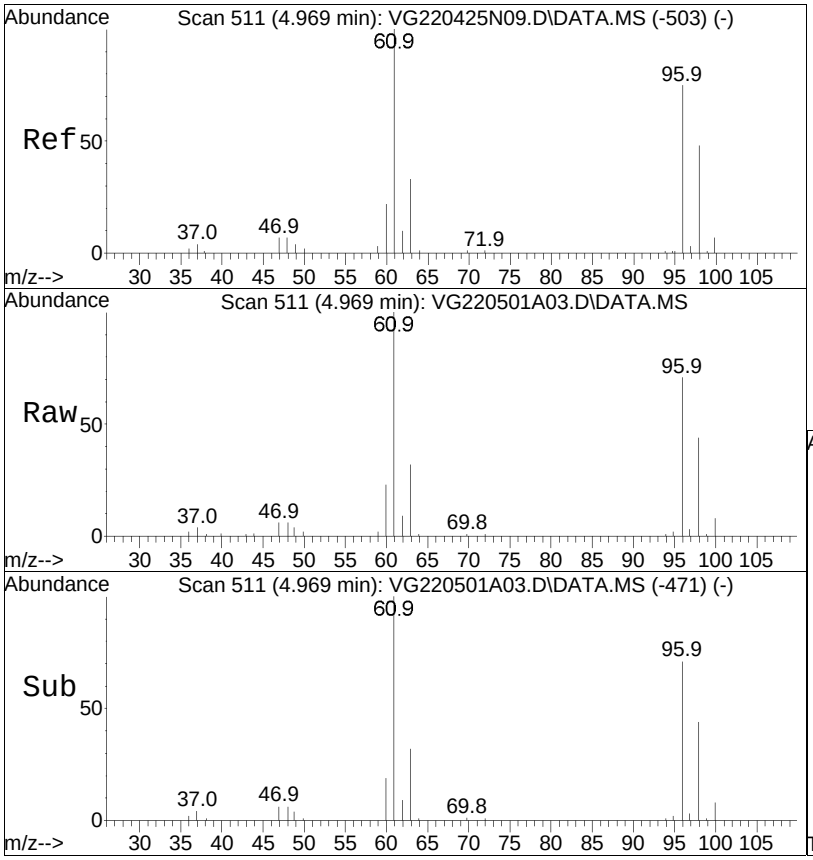

#28
cis-1,2-Dichloroethene
Concen: 9.80 ug/L
RT: 4.969 min Scan# 511
Delta R.T. 0.000 min
Lab File: VG220501A03.D
Acq: 1 May 2022 9:46 am

Tgt Ion: 96 Resp: 80445

Ion	Ratio	Lower	Upper
96	100		
61	132.3	96.6	144.8
98	64.5	51.3	76.9

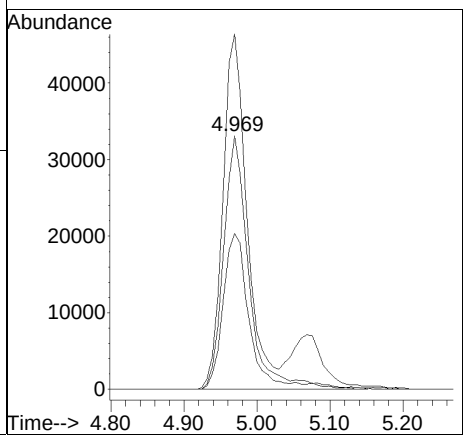

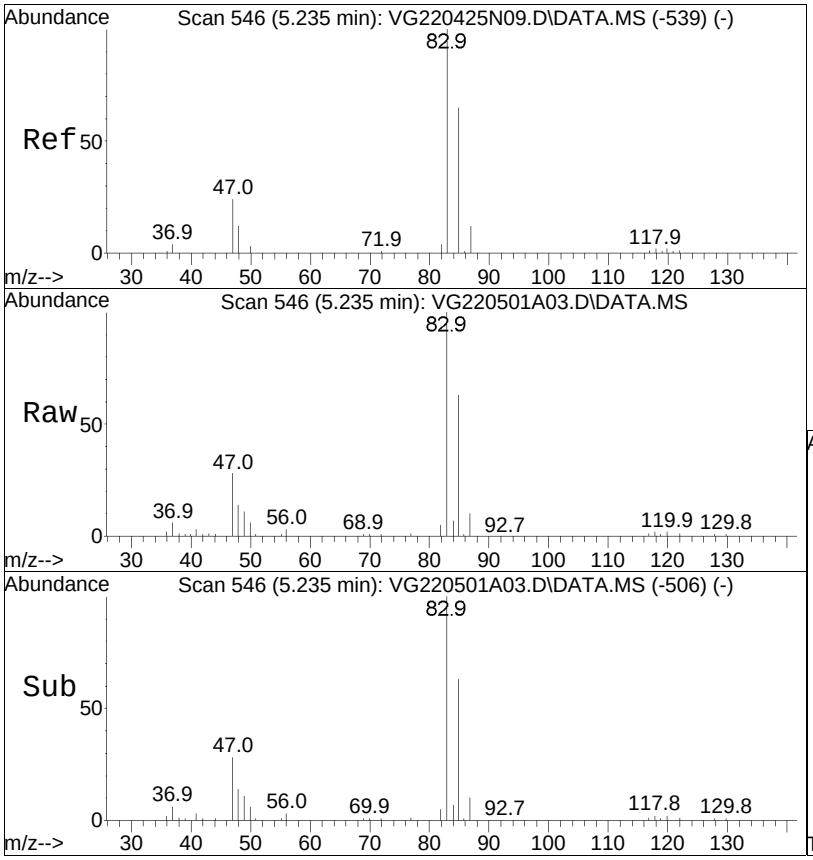

#32
Chloroform
Concen: 9.57 ug/L
RT: 5.235 min Scan# 546
Delta R.T. 0.000 min
Lab File: VG220501A03.D
Acq: 1 May 2022 9:46 am

Tgt Ion: 83 Resp: 131788

Ion	Ratio	Lower	Upper
83	100		
85	66.7	41.4	86.0
47	26.3	15.1	31.3
48	15.1	7.7	16.1

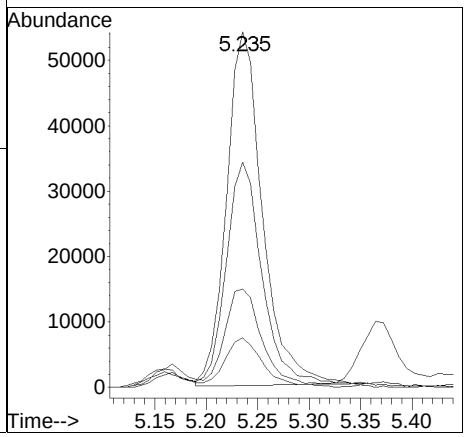

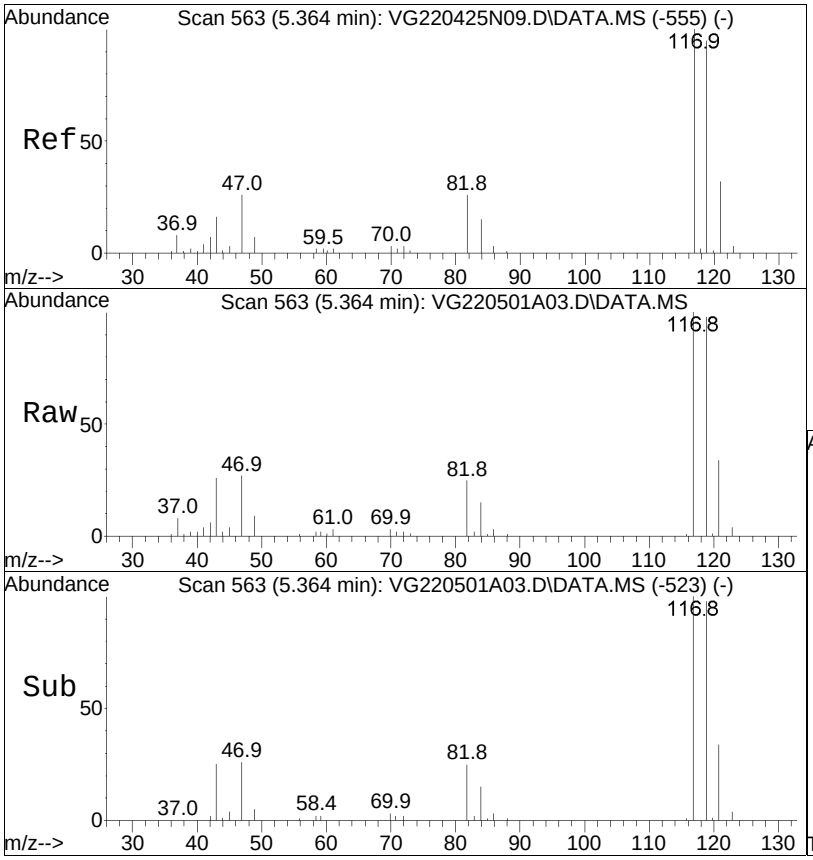

#34
Carbon tetrachloride
Concen: 9.85 ug/L
RT: 5.364 min Scan# 563
Delta R.T. 0.000 min
Lab File: VG220501A03.D
Acq: 1 May 2022 9:46 am

Tgt Ion:117 Resp: 99778

Ion	Ratio	Lower	Upper
117	100		
119	95.4	63.2	131.2
121	31.3	20.4	42.4
82	31.1	15.4	32.0

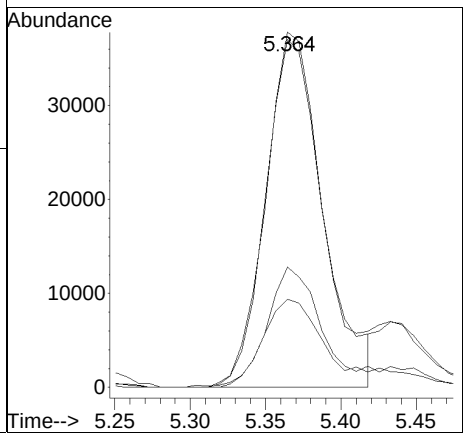

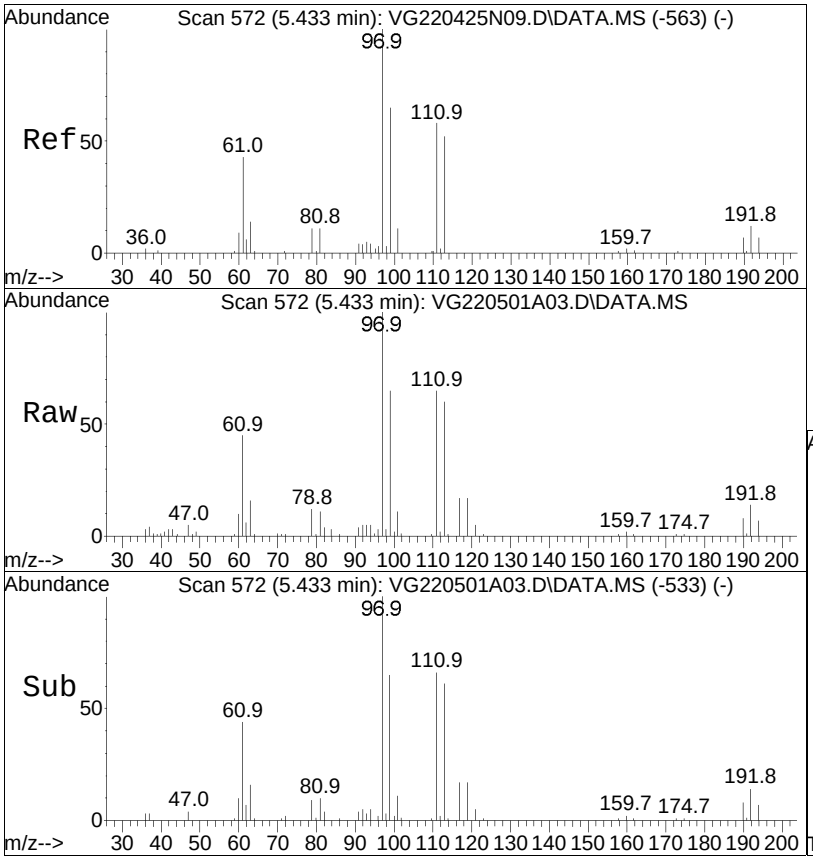

#37
1,1,1-Trichloroethane
Concen: 9.82 ug/L
RT: 5.433 min Scan# 572
Delta R.T. -0.000 min
Lab File: VG220501A03.D
Acq: 1 May 2022 9:46 am

Tgt Ion: 97 Resp: 114404

Ion	Ratio	Lower	Upper
97	100		
99	64.2	41.3	85.7
61	46.5	26.0	54.0
63	15.2	8.6	18.0

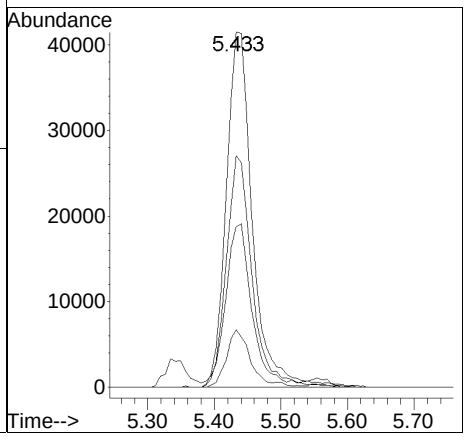

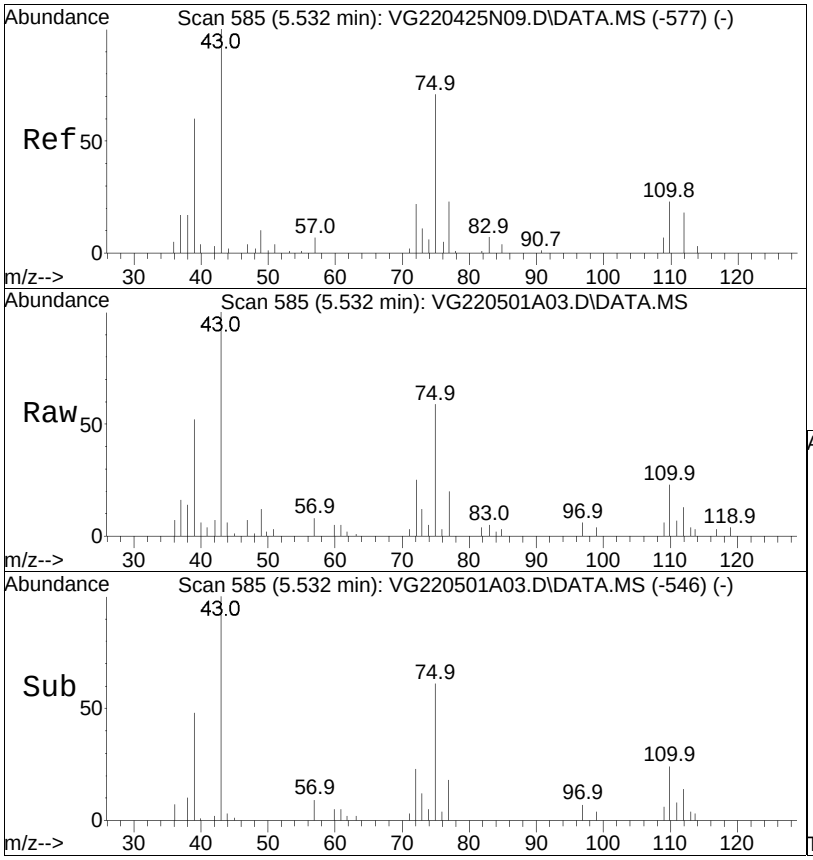

#39
2-Butanone
Concen: 8.69 ug/L
RT: 5.532 min Scan# 585
Delta R.T. -0.000 min
Lab File: VG220501A03.D
Acq: 1 May 2022 9:46 am

Tgt Ion: 43 Resp: 31610

Ion	Ratio	Lower	Upper
43	100		
72	36.2	42.6	63.8#

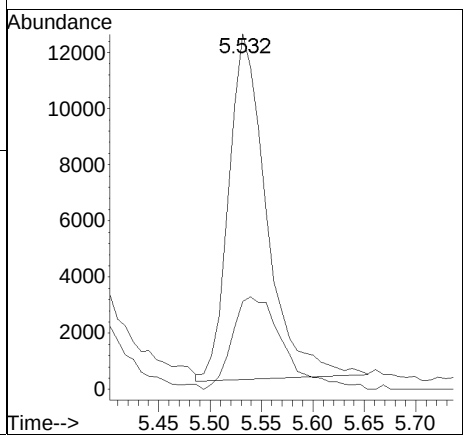

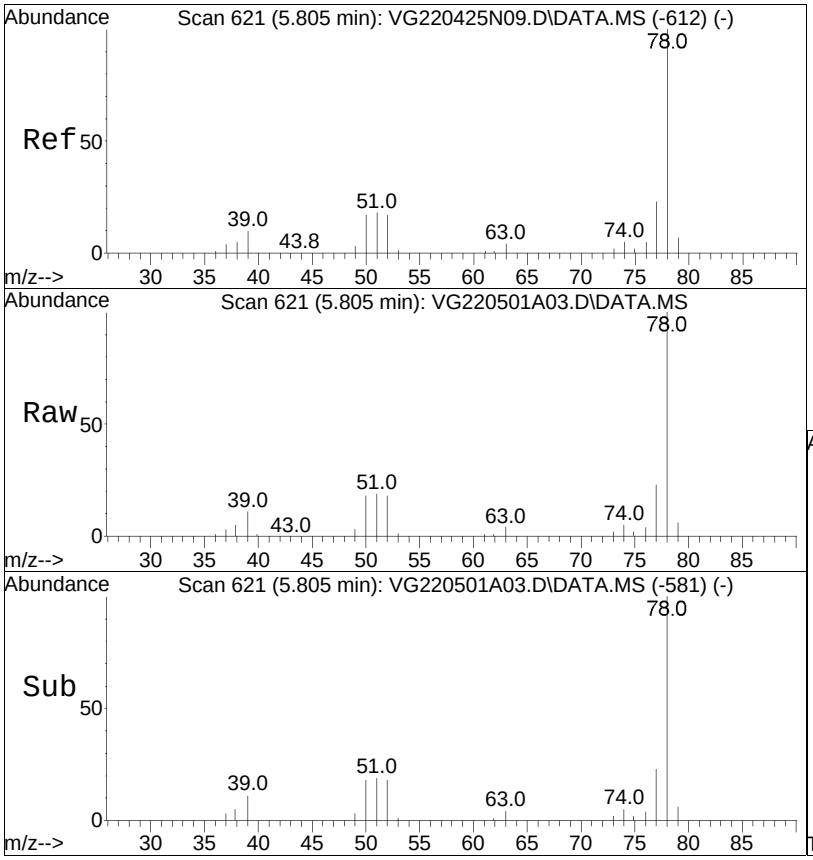

#41
Benzene
Concen: 9.87 ug/L
RT: 5.805 min Scan# 621
Delta R.T. 0.000 min
Lab File: VG220501A03.D
Acq: 1 May 2022 9:46 am

Tgt Ion: 78 Resp: 299997

Ion	Ratio	Lower	Upper
78	100		
77	23.9	15.5	32.1
51	18.7	9.9	20.7
52	17.9	9.2	19.2

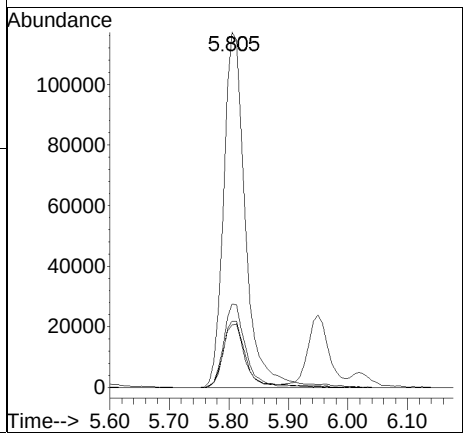

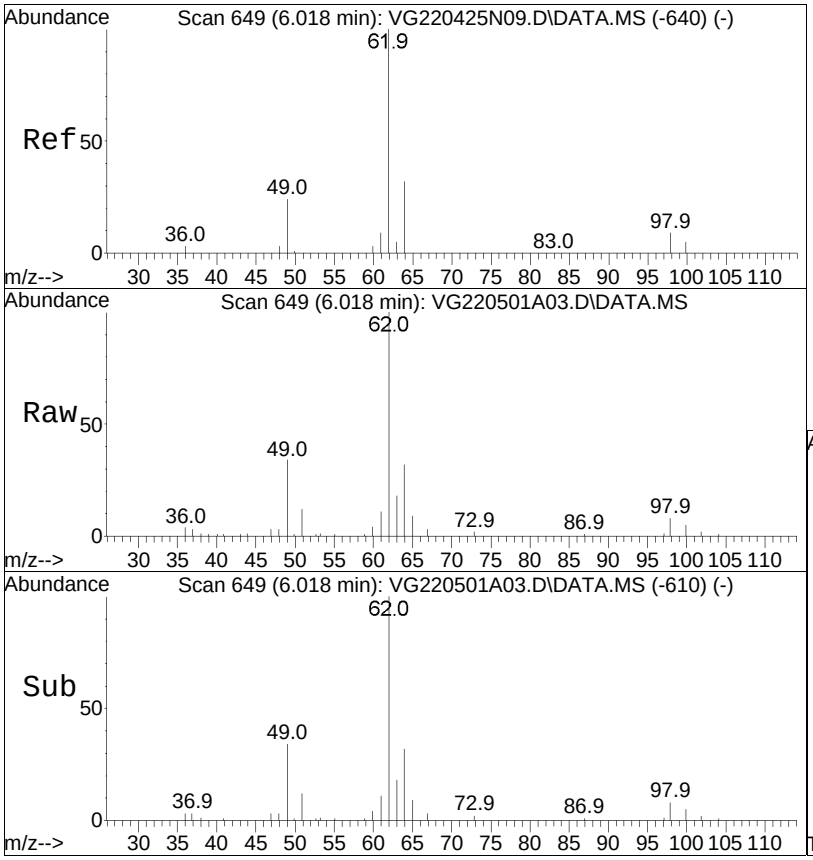

#44
1,2-Dichloroethane
Concen: 10.01 ug/L
RT: 6.018 min Scan# 649
Delta R.T. -0.000 min
Lab File: VG220501A03.D
Acq: 1 May 2022 9:46 am

Tgt Ion: 62 Resp: 103365

Ion	Ratio	Lower	Upper
62	100		
64	33.7	11.9	51.9
98	8.7	0.0	29.3

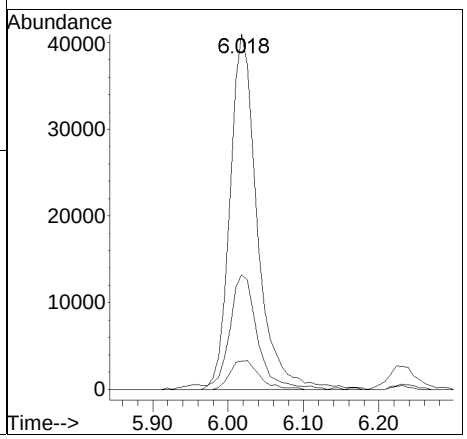

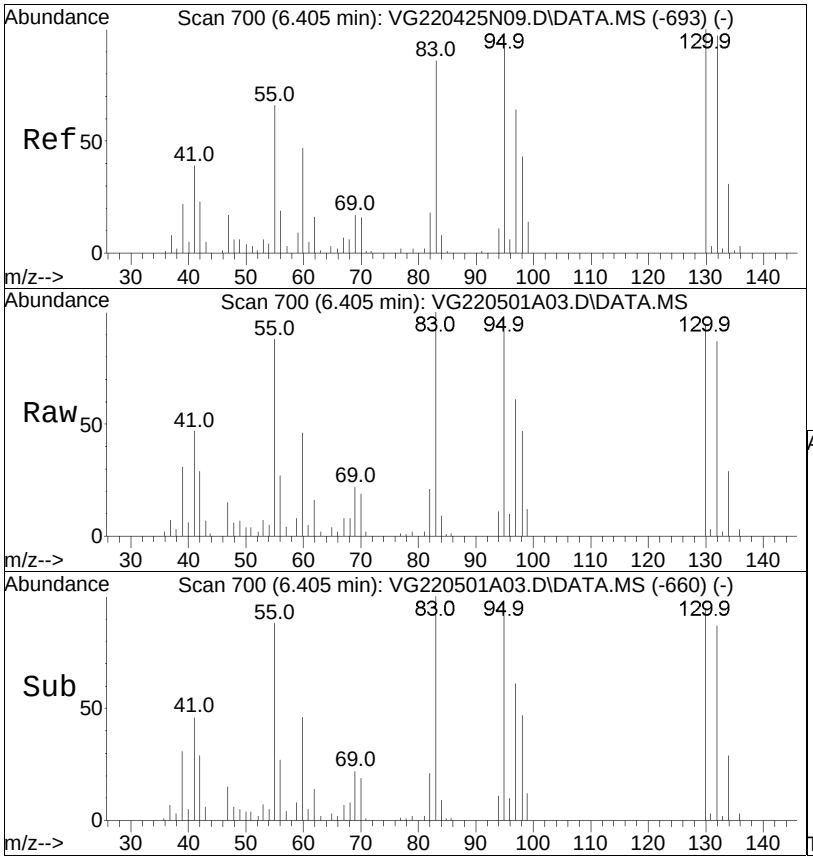

#48
Trichloroethene
Concen: 9.25 ug/L
RT: 6.405 min Scan# 700
Delta R.T. 0.000 min
Lab File: VG220501A03.D
Acq: 1 May 2022 9:46 am

Tgt Ion: 95 Resp: 76680

Ion	Ratio	Lower	Upper
95	100		
97	65.2	54.0	81.0
130	104.3	85.0	127.4

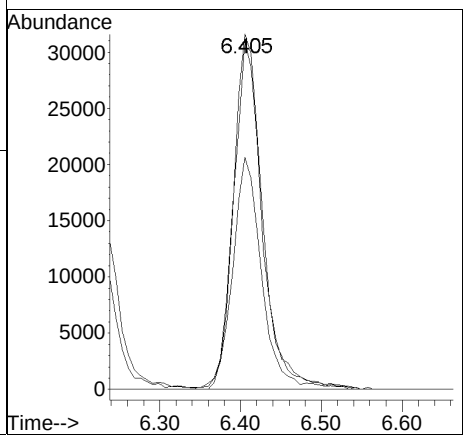

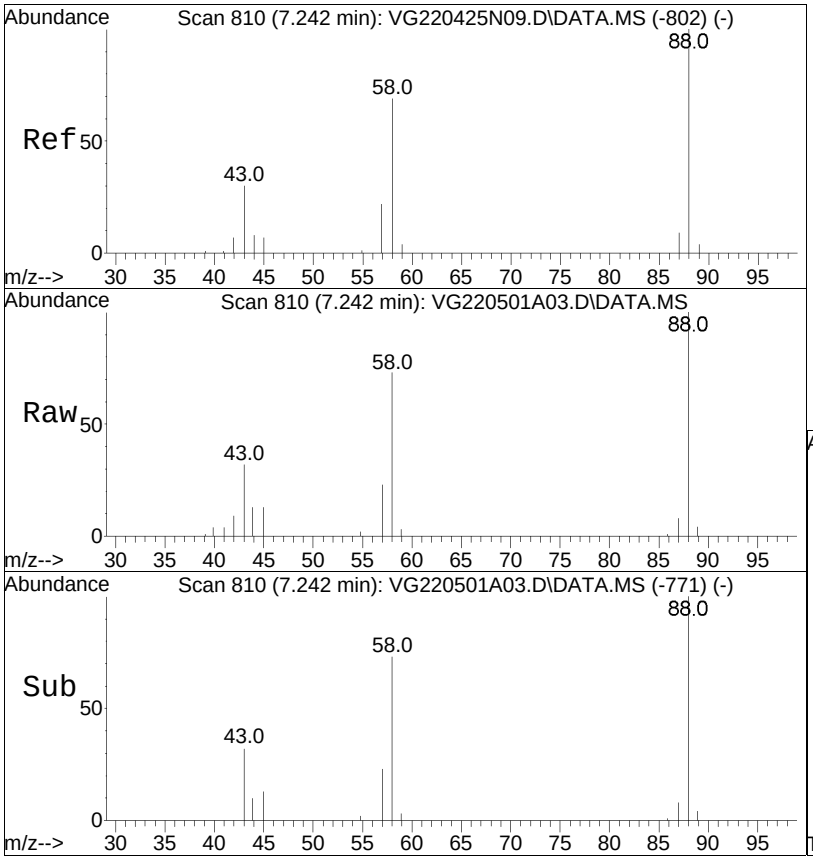

#57
1,4-Dioxane
Concen: 381.19 ug/L
RT: 7.242 min Scan# 810
Delta R.T. -0.000 min
Lab File: VG220501A03.D
Acq: 1 May 2022 9:46 am

Tgt Ion: 88 Resp: 31880

Ion	Ratio	Lower	Upper
88	100		
58	73.9	48.7	73.1#
43	34.5	22.4	33.6#

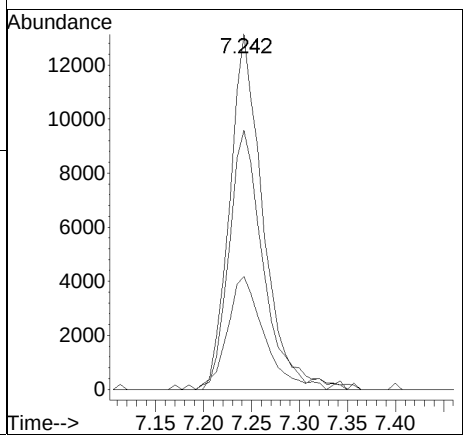

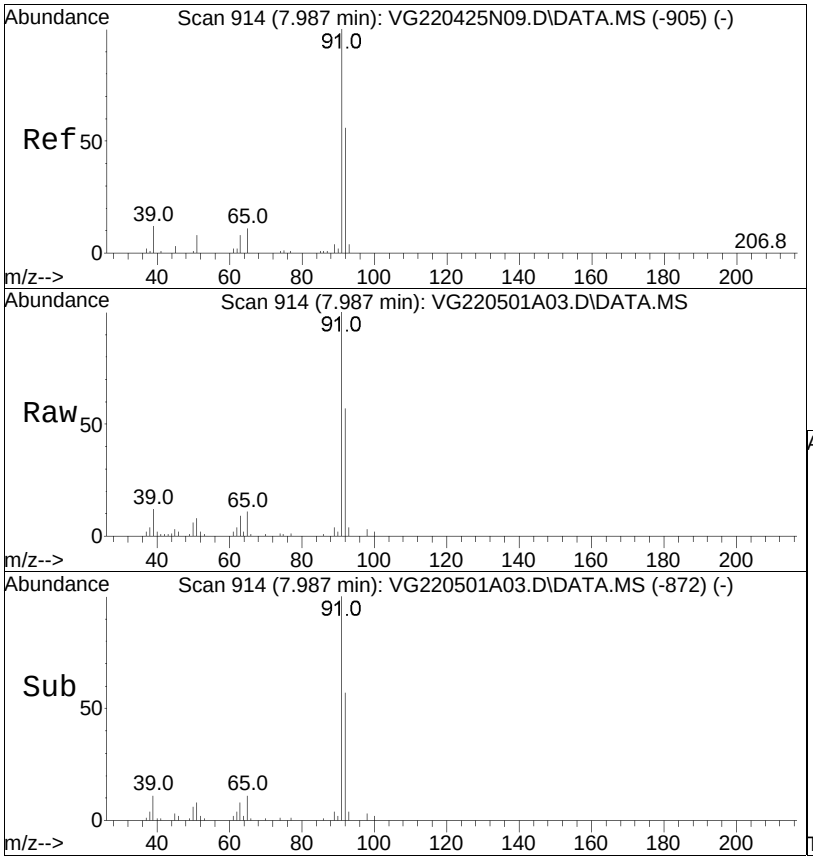

#61
Toluene
Concen: 9.61 ug/L
RT: 7.987 min Scan# 914
Delta R.T. -0.000 min
Lab File: VG220501A03.D
Acq: 1 May 2022 9:46 am

Tgt Ion: 92 Resp: 185225

Ion	Ratio	Lower	Upper
92	100		
91	174.4	134.8	202.2

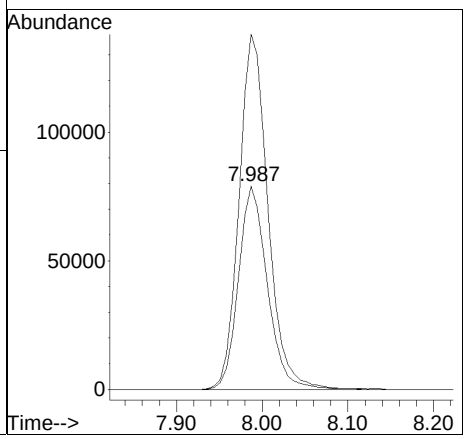

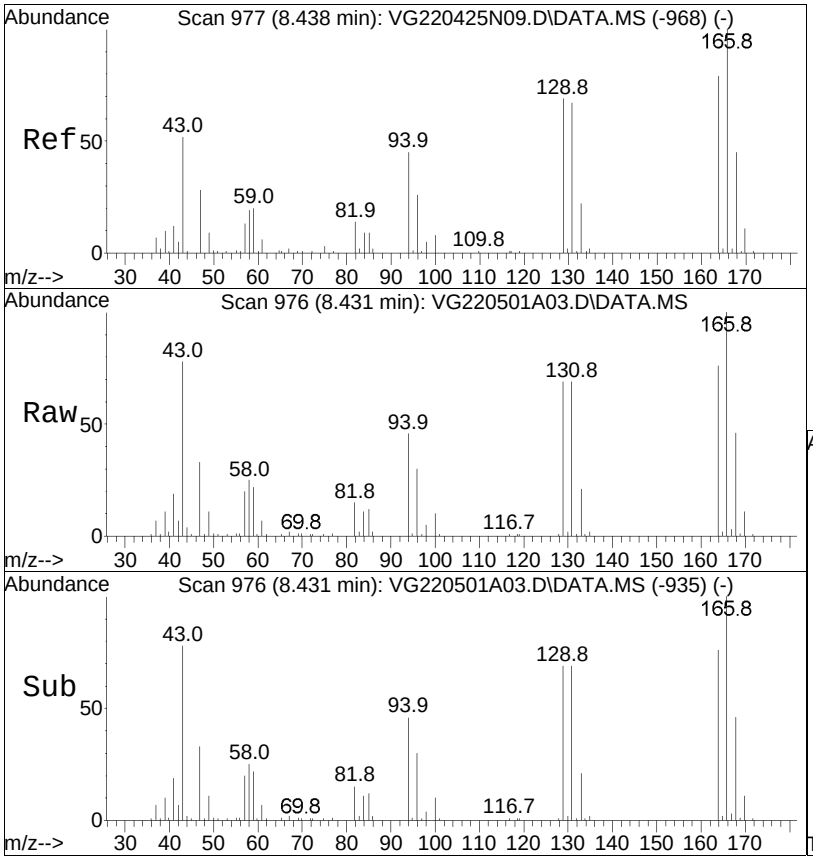

#63
Tetrachloroethene
Concen: 9.47 ug/L
RT: 8.431 min Scan# 976
Delta R.T. -0.007 min
Lab File: VG220501A03.D
Acq: 1 May 2022 9:46 am

Tgt Ion:166 Resp: 80615

Ion	Ratio	Lower	Upper
166	100		
168	48.4	27.3	67.3
94	45.2	20.5	60.5

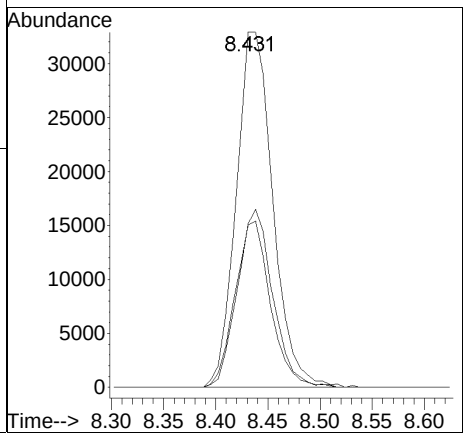

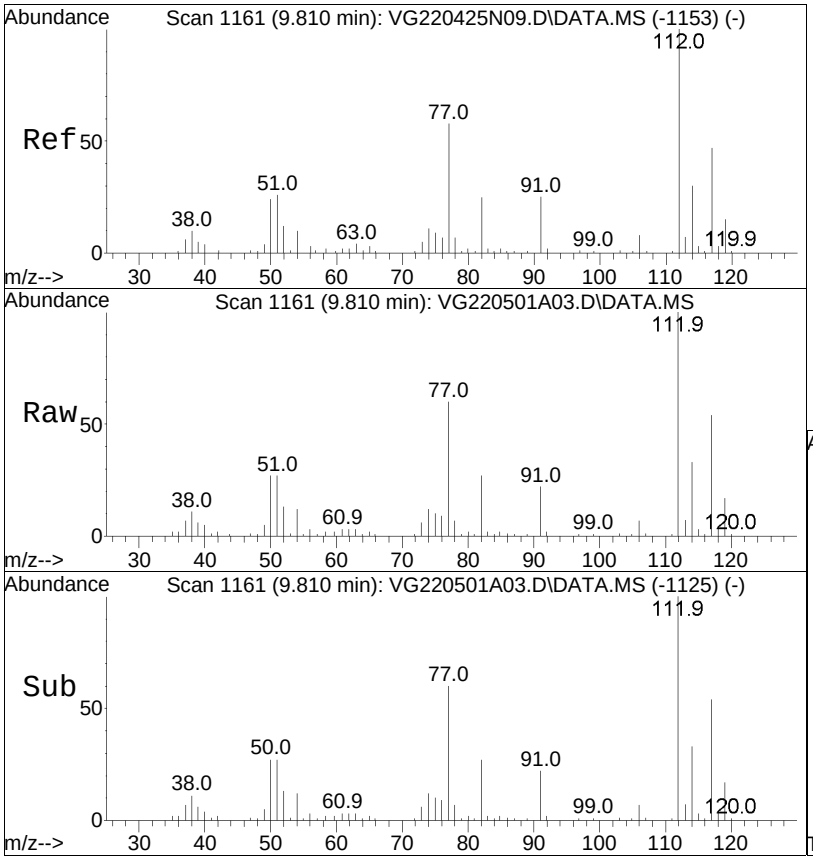

#73
Chlorobenzene
Concen: 9.60 ug/L
RT: 9.810 min Scan# 1161
Delta R.T. -0.000 min
Lab File: VG220501A03.D
Acq: 1 May 2022 9:46 am

Tgt Ion:112 Resp: 207085

Ion	Ratio	Lower	Upper
112	100		
77	73.5	55.9	83.9
114	31.8	25.4	38.0

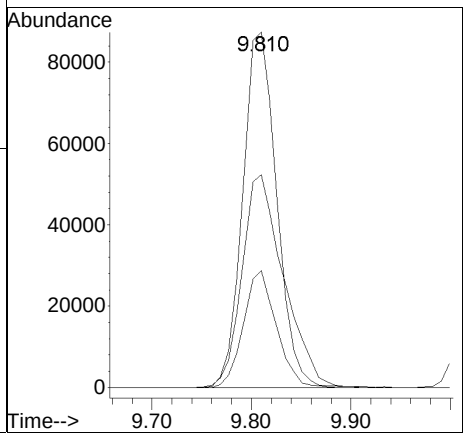



#74
Ethylbenzene
Concen: 9.61 ug/L
RT: 9.843 min Scan# 1165
Delta R.T. 0.008 min
Lab File: VG220501A03.D
Acq: 1 May 2022 9:46 am

Tgt Ion: 91 Resp: 373598

Ion	Ratio	Lower	Upper
91	100		
106	30.6	25.3	37.9

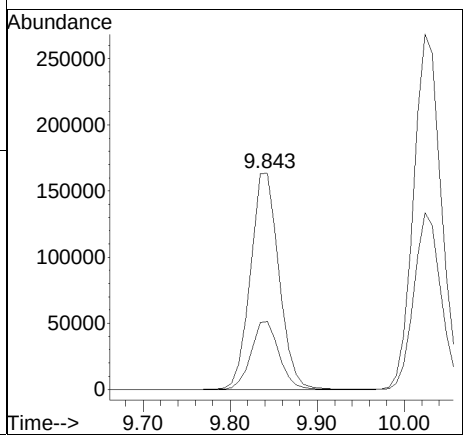

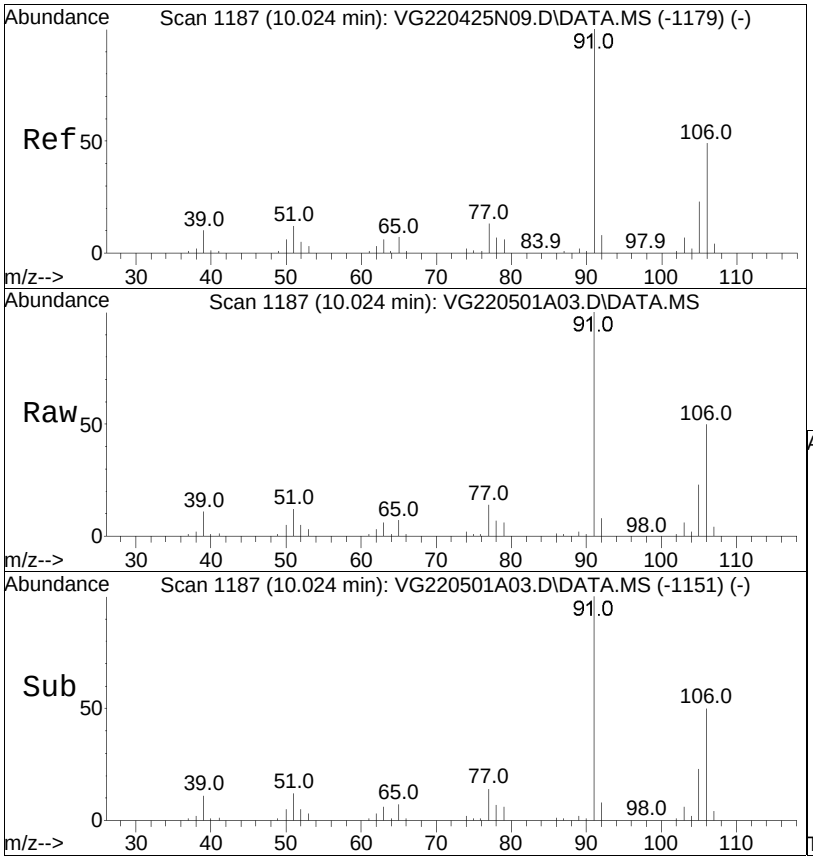

#76
p/m Xylene
Concen: 19.36 ug/L
RT: 10.024 min Scan# 1187
Delta R.T. -0.000 min
Lab File: VG220501A03.D
Acq: 1 May 2022 9:46 am

Tgt Ion:106 Resp: 291064

Ion	Ratio	Lower	Upper
106	100		
91	203.4	157.1	235.7

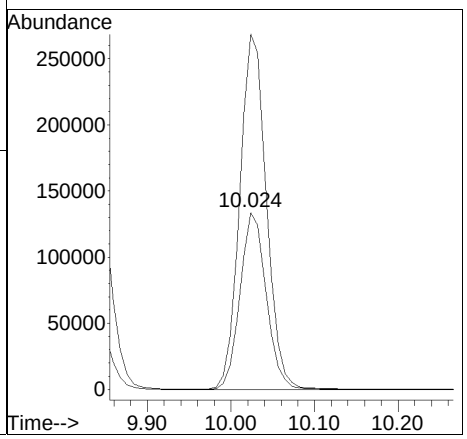

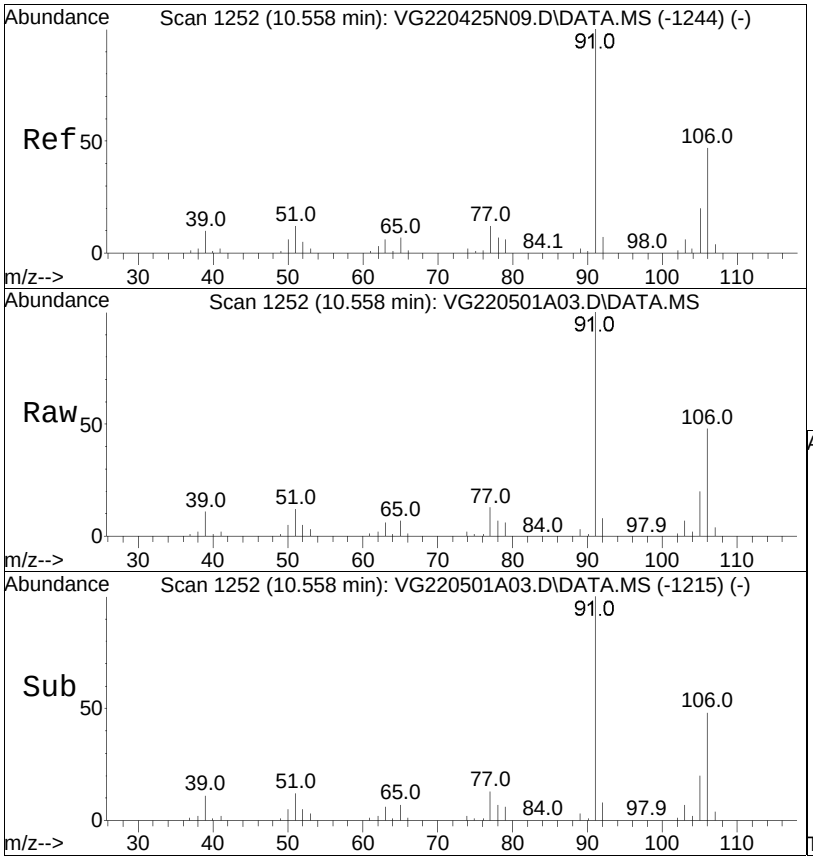

#77
o Xylene
Concen: 19.20 ug/L
RT: 10.558 min Scan# 1252
Delta R.T. 0.000 min
Lab File: VG220501A03.D
Acq: 1 May 2022 9:46 am

Tgt Ion:106 Resp: 285208

Ion	Ratio	Lower	Upper
106	100		
91	209.6	164.7	247.1

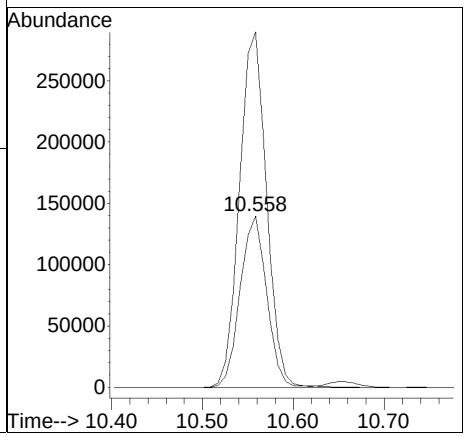

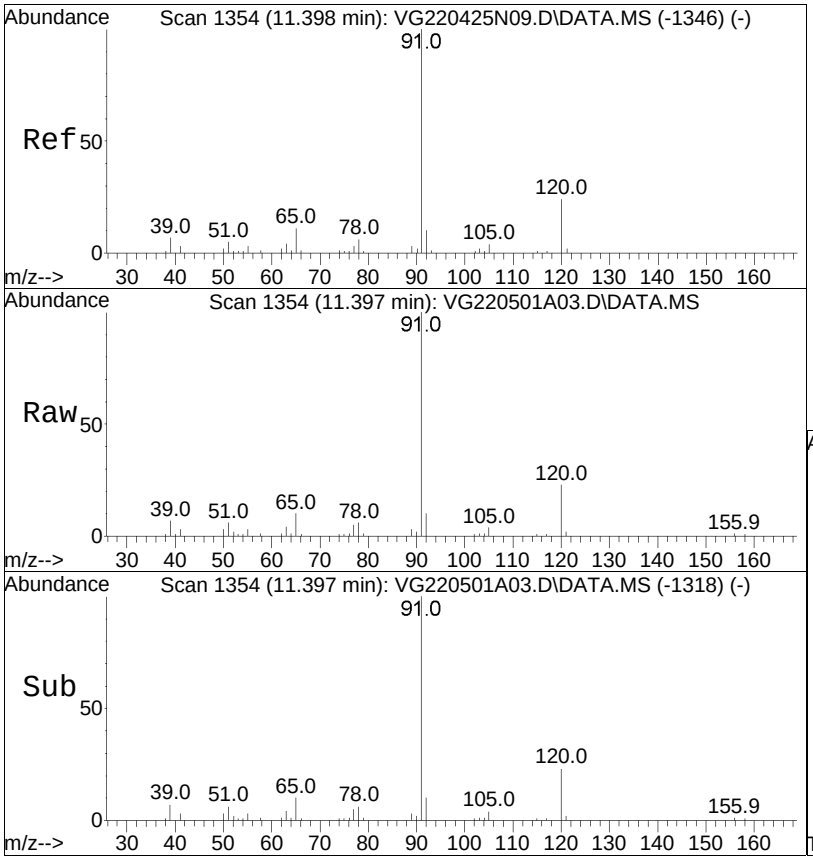

#85
n-Propylbenzene
Concen: 9.60 ug/L
RT: 11.397 min Scan# 1354
Delta R.T. -0.001 min
Lab File: VG220501A03.D
Acq: 1 May 2022 9:46 am

Tgt Ion: 91 Resp: 471482

Ion	Ratio	Lower	Upper
91	100		
120	23.0	19.0	28.6

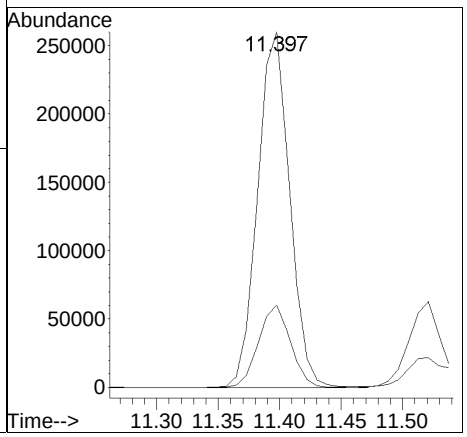

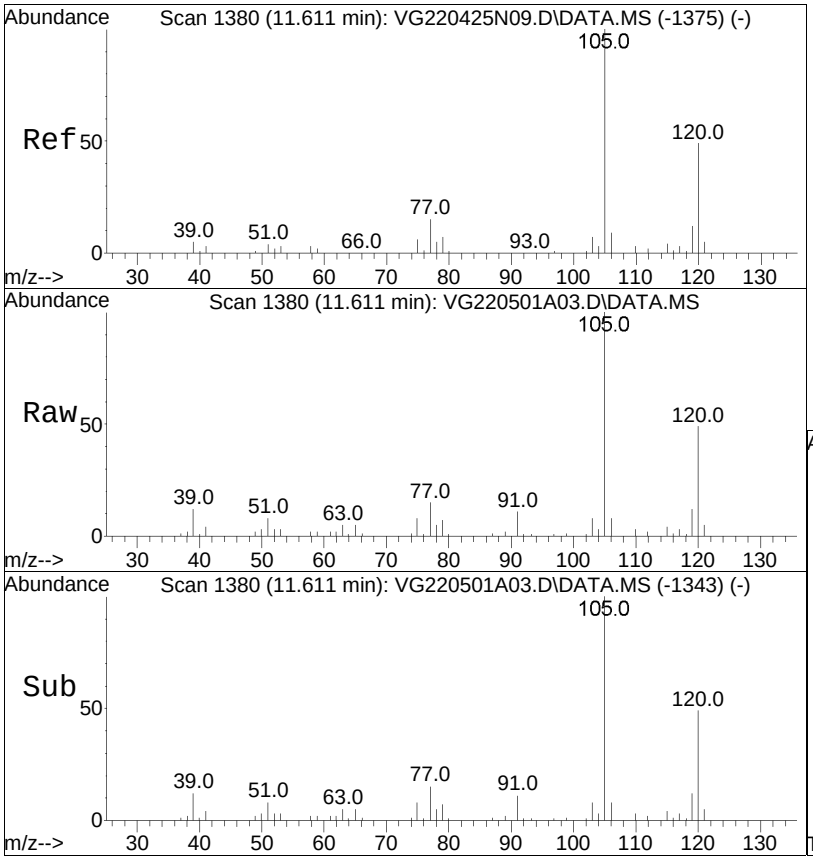

#90
1,3,5-Trimethylbenzene
Concen: 9.30 ug/L
RT: 11.611 min Scan# 1380
Delta R.T. 0.000 min
Lab File: VG220501A03.D
Acq: 1 May 2022 9:46 am

Tgt Ion:105 Resp: 327883

Ion	Ratio	Lower	Upper
105	100		
120	50.0	40.3	60.5

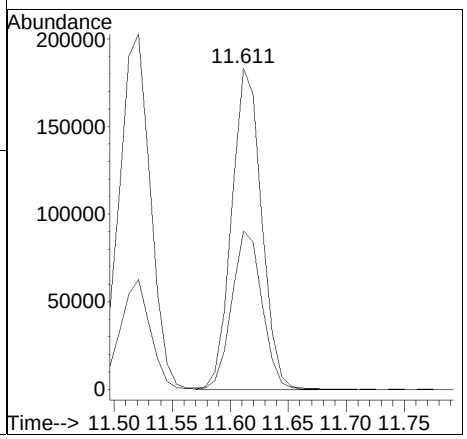

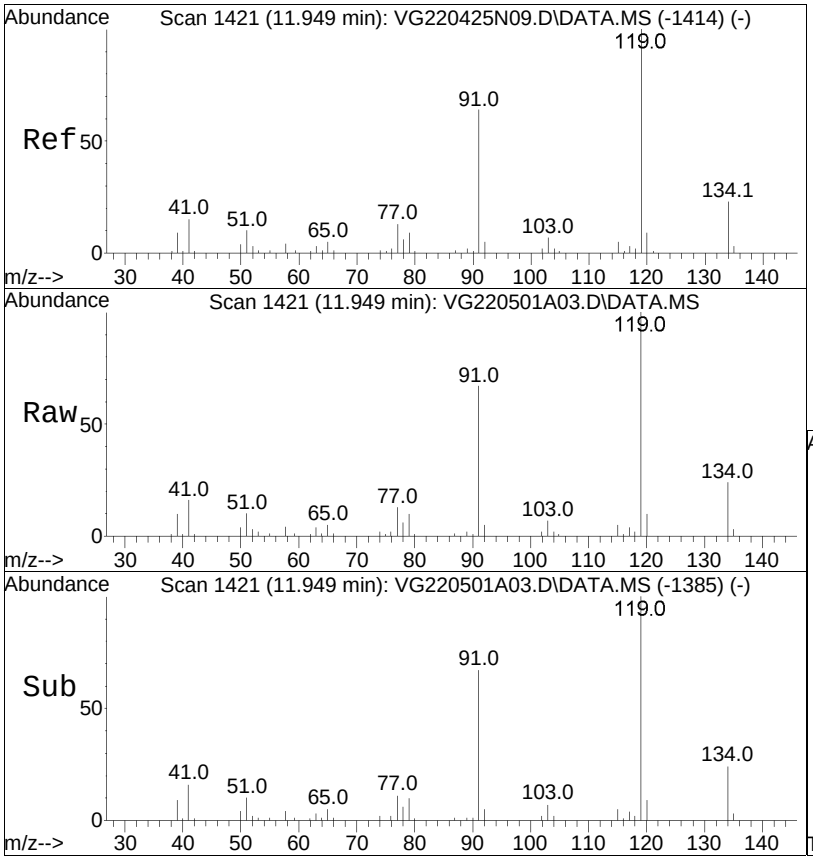

#94
tert-Butylbenzene
Concen: 9.31 ug/L
RT: 11.949 min Scan# 1421
Delta R.T. -0.000 min
Lab File: VG220501A03.D
Acq: 1 May 2022 9:46 am

Tgt Ion:119 Resp: 281458

Ion	Ratio	Lower	Upper
119	100		
91	65.3	50.8	76.2
134	24.0	20.2	30.4

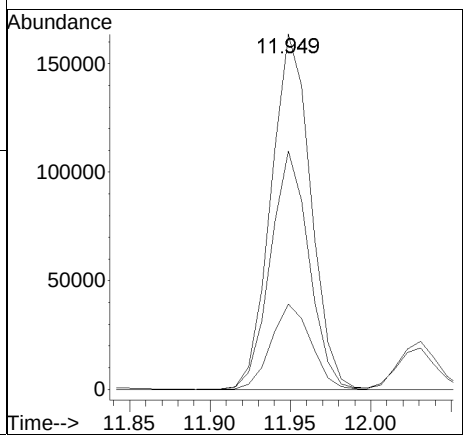

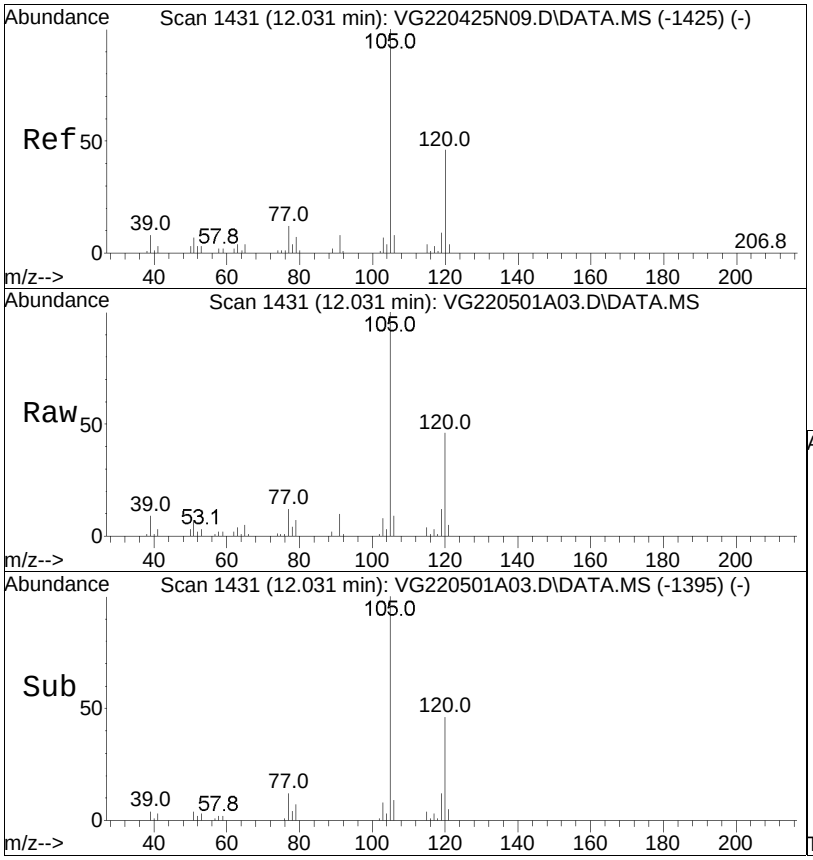

#97
1,2,4-Trimethylbenzene
Concen: 9.32 ug/L
RT: 12.031 min Scan# 1431
Delta R.T. -0.000 min
Lab File: VG220501A03.D
Acq: 1 May 2022 9:46 am

Tgt Ion:105 Resp: 314152

Ion	Ratio	Lower	Upper
105	100		
120	46.4	37.8	56.6

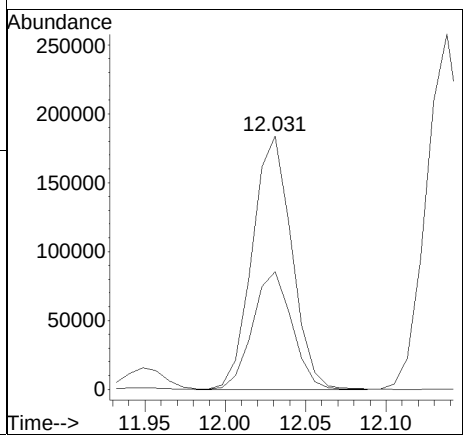

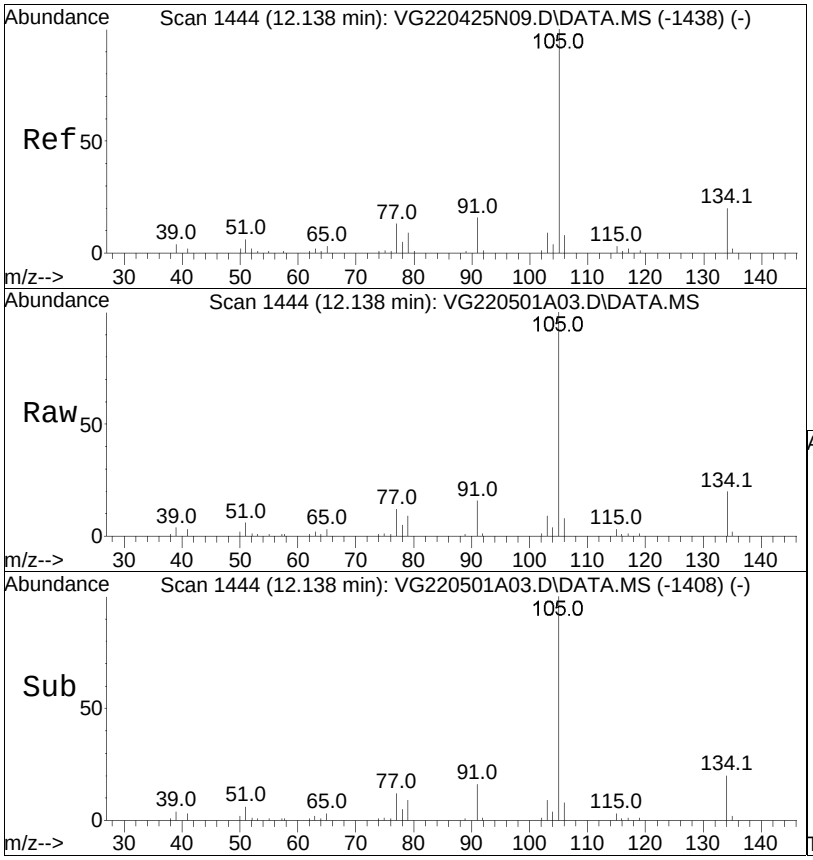

#98
sec-Butylbenzene
Concen: 9.42 ug/L
RT: 12.138 min Scan# 1444
Delta R.T. -0.000 min
Lab File: VG220501A03.D
Acq: 1 May 2022 9:46 am

Tgt Ion:105 Resp: 437177

Ion	Ratio	Lower	Upper
105	100		
134	19.6	13.3	27.7

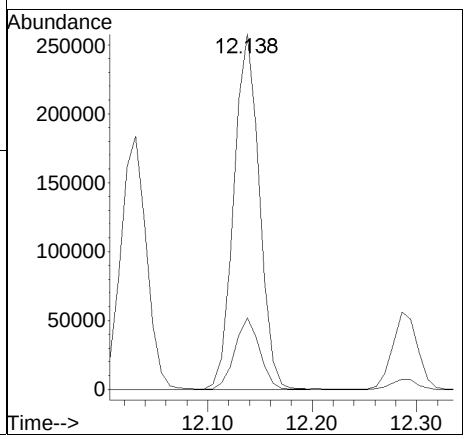

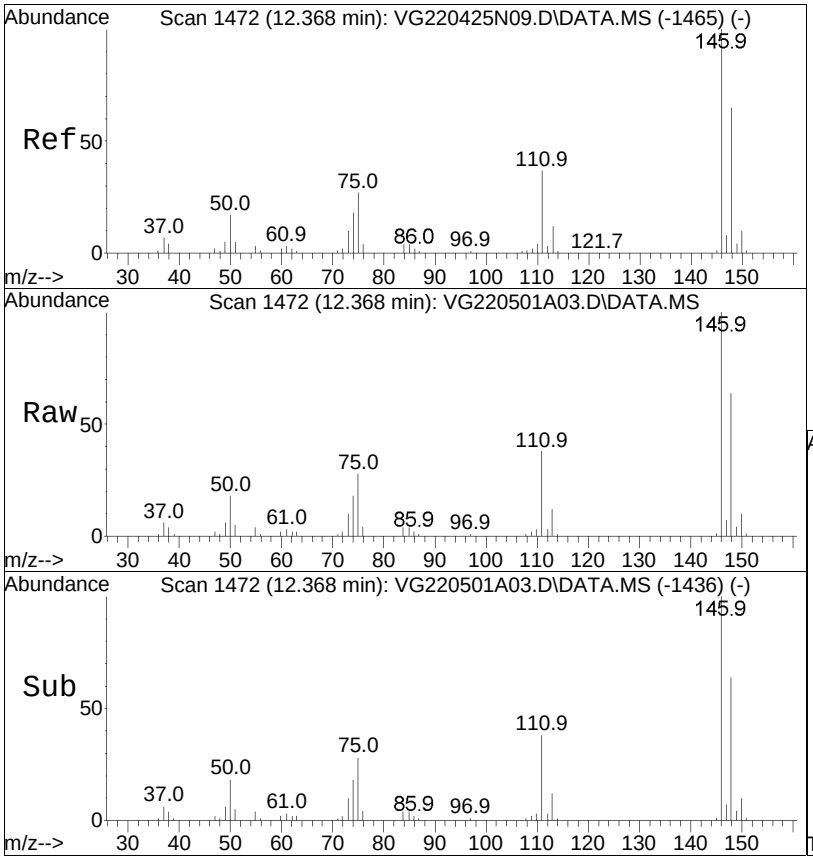

#100
1,3-Dichlorobenzene
Concen: 9.51 ug/L
RT: 12.368 min Scan# 1472
Delta R.T. 0.000 min
Lab File: VG220501A03.D
Acq: 1 May 2022 9:46 am

Tgt Ion:146 Resp: 180544

Ion	Ratio	Lower	Upper
146	100		
111	38.5	24.4	50.6
148	64.3	41.0	85.2

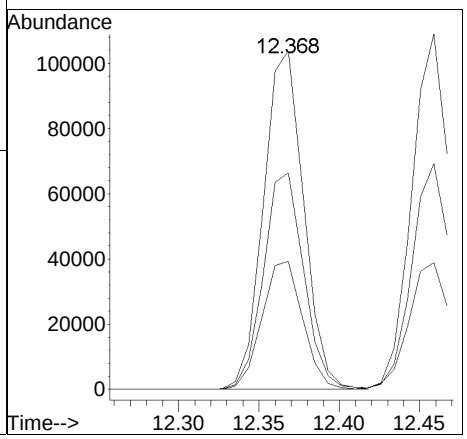

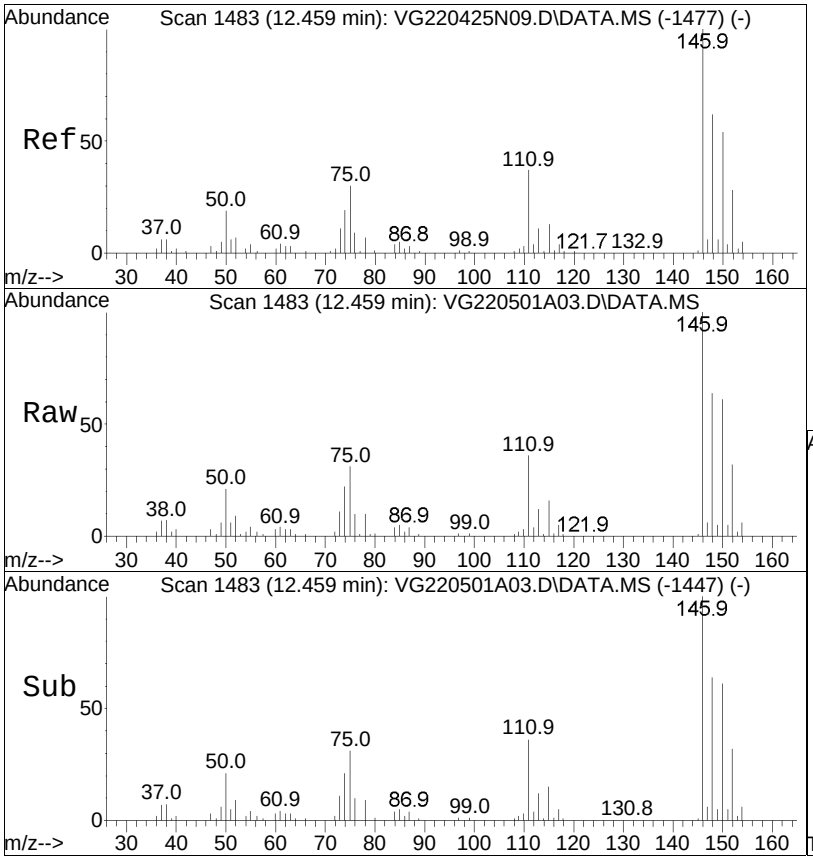

#101
1,4-Dichlorobenzene
Concen: 9.54 ug/L
RT: 12.459 min Scan# 1483
Delta R.T. -0.000 min
Lab File: VG220501A03.D
Acq: 1 May 2022 9:46 am

Tgt Ion:146 Resp: 183035

Ion	Ratio	Lower	Upper
146	100		
111	38.0	29.3	43.9
148	63.9	51.2	76.8

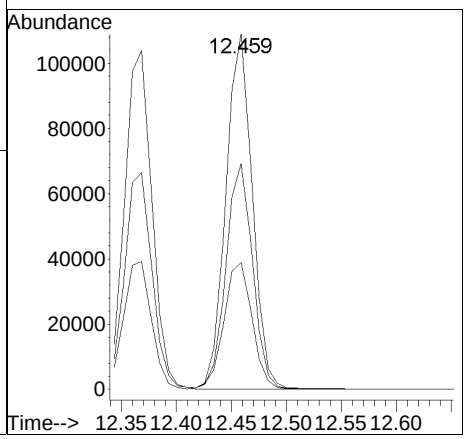

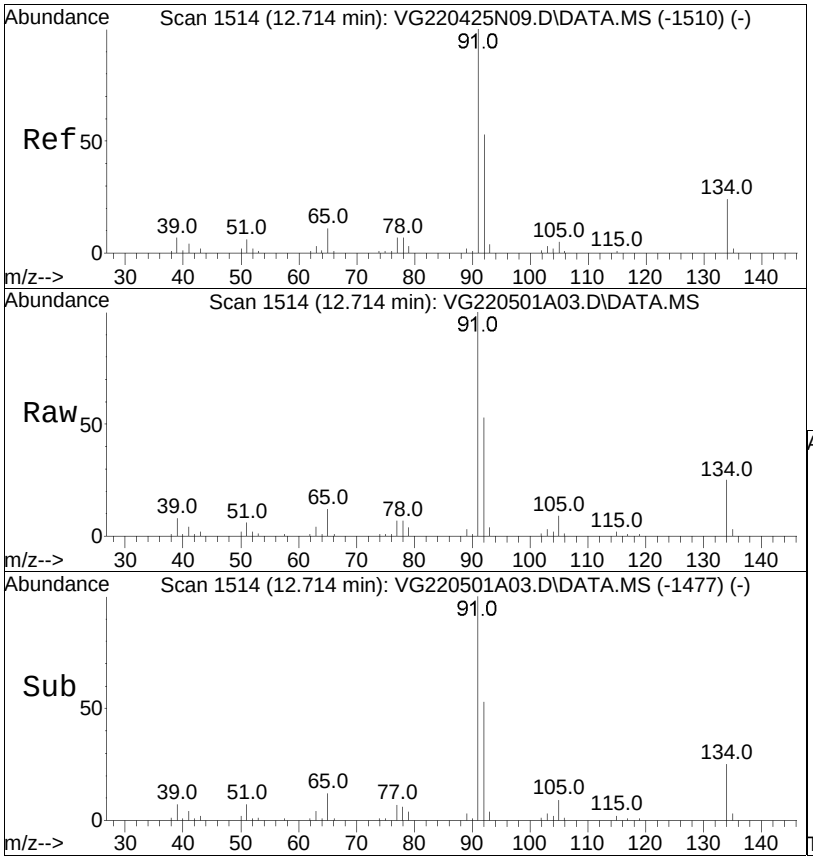

#103
n-Butylbenzene
Concen: 9.33 ug/L
RT: 12.714 min Scan# 1514
Delta R.T. -0.000 min
Lab File: VG220501A03.D
Acq: 1 May 2022 9:46 am

Tgt Ion: 91 Resp: 315997

Ion	Ratio	Lower	Upper
91	100		
92	52.7	43.8	65.8
134	25.4	22.0	33.0

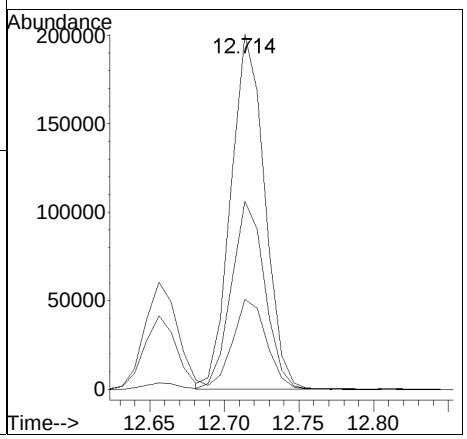

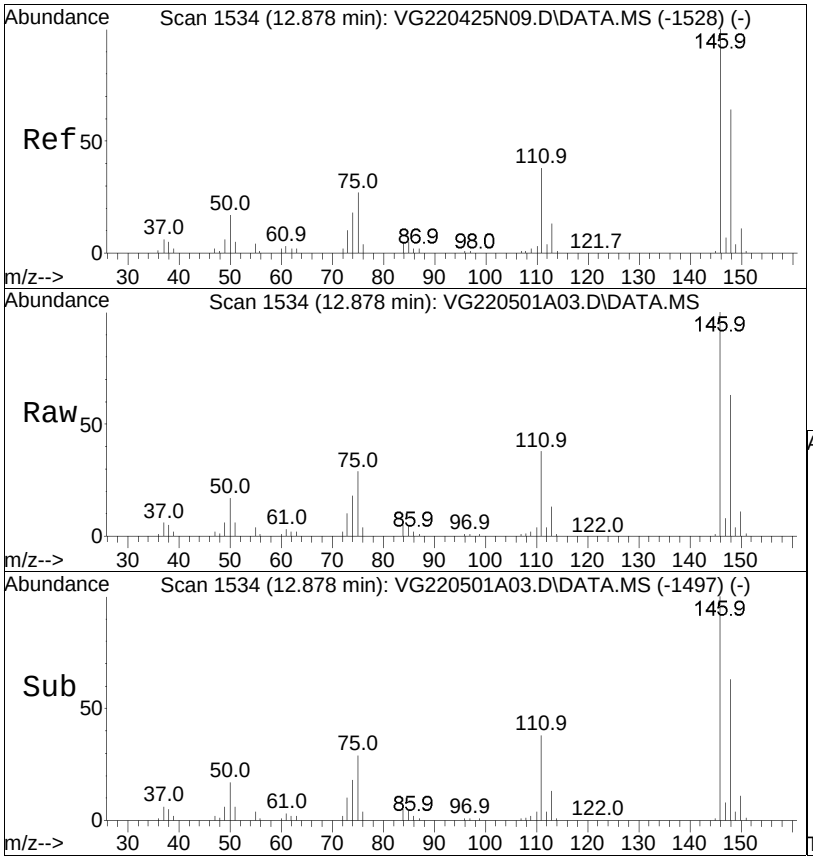

#104
1,2-Dichlorobenzene
Concen: 9.56 ug/L
RT: 12.878 min Scan# 1534
Delta R.T. 0.000 min
Lab File: VG220501A03.D
Acq: 1 May 2022 9:46 am

Tgt Ion:146 Resp: 169471

Ion	Ratio	Lower	Upper
146	100		
111	38.5	25.4	52.8
148	62.4	41.7	86.5

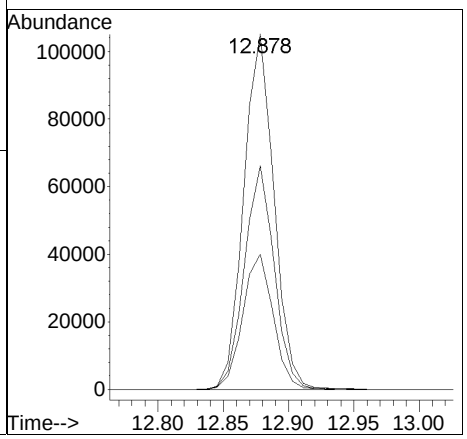

Manual Integration Report

Data Path	: I:\VOLATILES\Gonzo\2022\22Q	Method	: G_220425N_8260.m
Data File	: VG220501A03.D	Operator	: GONZO:MV
Date Inj'd	: 5/1/2022 9:46 am	Instrument	: Gonzo
Sample	: WG1633355-4,31,10,10	Quant Date	: 5/1/2022 10:14 am

There are no manual integrations or false positives in this file.

Quantitation Report (QT Reviewed)

Data Path : I:\VOLATILES\Gonzo\2022\220502A\
Data File : VG220502A03.D
Acq On : 2 May 2022 9:33 am
Operator : GONZO:PD
Sample : WG1633761-4,31,10,10 (Sig #1); 8260 CCAL (Sig #2)
Misc : WG1633761,ICAL18969 (Sig #1); WG,ICAL18969 (Sig #2)
ALS Vial : 3 Sample Multiplier: 1

Quant Time: May 02 10:02:10 2022
Quant Method : I:\VOLATILES\Gonzo\2022\220502A\G_220425N_8260.m
Quant Title : VOLATILES BY GC/MS
QLast Update : Tue Apr 26 12:00:50 2022
Response via : Initial Calibration

CCAL FILE(s) : 1 - I:\VOLATILES\Gonzo\2022\220502A\VG220502A02.D
Sub List : 8260-Curve-IM-2CEVE - Megamix plus Diox-Iodomethane

Compound	R.T.	QIon	Response	Conc	Units	Dev(Min)
Internal Standards						
1) Fluorobenzene	6.230	96	463611	10.000	ug/L	0.00
Standard Area 1 = 452885			Recovery = 102.37%			
59) Chlorobenzene-d5	9.785	117	363097	10.000	ug/L	0.00
Standard Area 1 = 360000			Recovery = 100.86%			
79) 1,4-Dichlorobenzene-d4	12.442	152	216485	10.000	ug/L	0.00
Standard Area 1 = 211814			Recovery = 102.21%			
System Monitoring Compounds						
36) Dibromofluoromethane	5.418	113	120964	9.846	ug/L	0.00
Spiked Amount 10.000	Range 70 - 130		Recovery = 98.46%			
43) 1,2-Dichloroethane-d4	5.949	65	153541	10.575	ug/L	0.00
Spiked Amount 10.000	Range 70 - 130		Recovery = 105.75%			
60) Toluene-d8	7.929	98	463362	10.187	ug/L	0.00
Spiked Amount 10.000	Range 70 - 130		Recovery = 101.87%			
83) 4-Bromofluorobenzene	11.249	95	180314	9.898	ug/L	0.00
Spiked Amount 10.000	Range 70 - 130		Recovery = 98.98%			
Target Compounds						Qvalue
4) Vinyl chloride	2.022	62	80459	9.258	ug/L	99
10) 1,1-Dichloroethene	3.123	96	65771	9.327	ug/L #	79
15) Methylene chloride	3.701	84	79767	10.177	ug/L #	75
17) Acetone	3.739	43	23452	8.712	ug/L	99
18) trans-1,2-Dichloroethene	3.853	96	76408	10.059	ug/L	89
20) Methyl tert-butyl ether	3.936	73	188440	9.449	ug/L	88
23) 1,1-Dichloroethane	4.445	63	155298	10.371	ug/L	99
28) cis-1,2-Dichloroethene	4.969	96	85369	9.690	ug/L	89
32) Chloroform	5.235	83	148186	10.018	ug/L	95
34) Carbon tetrachloride	5.364	117	103824	9.546	ug/L	99
37) 1,1,1-Trichloroethane	5.433	97	122841	9.825	ug/L	96
39) 2-Butanone	5.531	43	35359	9.055	ug/L #	75
41) Benzene	5.805	78	323764	9.921	ug/L	94
44) 1,2-Dichloroethane	6.018	62	112374	10.133	ug/L	99
48) Trichloroethene	6.405	95	81831	9.191	ug/L	98
57) 1,4-Dioxane	7.242	88	42971	478.571	ug/L #	85
61) Toluene	7.987	92	200996	9.846	ug/L	96
63) Tetrachloroethene	8.438	166	82780	9.186	ug/L	96
73) Chlorobenzene	9.810	112	225012	9.854	ug/L	96
74) Ethylbenzene	9.834	91	396099	9.626	ug/L	98

Data Path : I:\VOLATILES\Gonzo\2022\220502A\
Data File : VG220502A03.D
Acq On : 2 May 2022 9:33 am
Operator : GONZO:PD
Sample : WG1633761-4,31,10,10 (Sig #1); 8260 CCAL (Sig #2)
Misc : WG1633761,ICAL18969 (Sig #1); WG,ICAL18969 (Sig #2)
ALS Vial : 3 Sample Multiplier: 1

Quant Time: May 02 10:02:10 2022
Quant Method : I:\VOLATILES\Gonzo\2022\220502A\G_220425N_8260.m
Quant Title : VOLATILES BY GC/MS
QLast Update : Tue Apr 26 12:00:50 2022
Response via : Initial Calibration

CCAL FILE(s) : 1 - I:\VOLATILES\Gonzo\2022\220502A\VG220502A02.D
Sub List : 8260-Curve-IM-2CEVE - Megamix plus Diox-Iodomethane

	Compound	R.T.	QIon	Response	Conc	Units	Dev(Min)
76)	p/m Xylene	10.024	106	310647	19.509	ug/L	96
77)	o Xylene	10.558	106	301693	19.180	ug/L	97
85)	n-Propylbenzene	11.397	91	491949	9.489	ug/L	97
90)	1,3,5-Trimethylbenzene	11.611	105	350203	9.415	ug/L	100
94)	tert-Butylbenzene	11.949	119	295714	9.267	ug/L	98
97)	1,2,4-Trimethylbenzene	12.031	105	335776	9.437	ug/L	97
98)	sec-Butylbenzene	12.138	105	456860	9.324	ug/L	98
100)	1,3-Dichlorobenzene	12.368	146	194108	9.690	ug/L	100
101)	1,4-Dichlorobenzene	12.459	146	195369	9.652	ug/L	98
103)	n-Butylbenzene	12.714	91	328421	9.189	ug/L	98
104)	1,2-Dichlorobenzene	12.878	146	179088	9.567	ug/L	99

(#) = qualifier out of range (m) = manual integration (+) = signals summed

Quantitation Report (QT Reviewed)

Data Path : I:\VOLATILES\Gonzo\2022\220502A\
Data File : VG220502A03.D
Acq On : 2 May 2022 9:33 am
Operator : GONZO:PD
Sample : WG1633761-4,31,10,10 (Sig #1); 8260 CCAL (Sig #2)
Misc : WG1633761,ICAL18969 (Sig #1); WG,ICAL18969 (Sig #2)
ALS Vial : 3 Sample Multiplier: 1

Quant Time: May 02 10:02:10 2022
Quant Method : I:\VOLATILES\Gonzo\2022\220502A\G_220425N_8260.m
Quant Title : VOLATILES BY GC/MS
QLast Update : Tue Apr 26 12:00:50 2022
Response via : Initial Calibration

Sub List : 8260-Curve-IM-2CEVE - Megamix plus Diox-Iodomethane

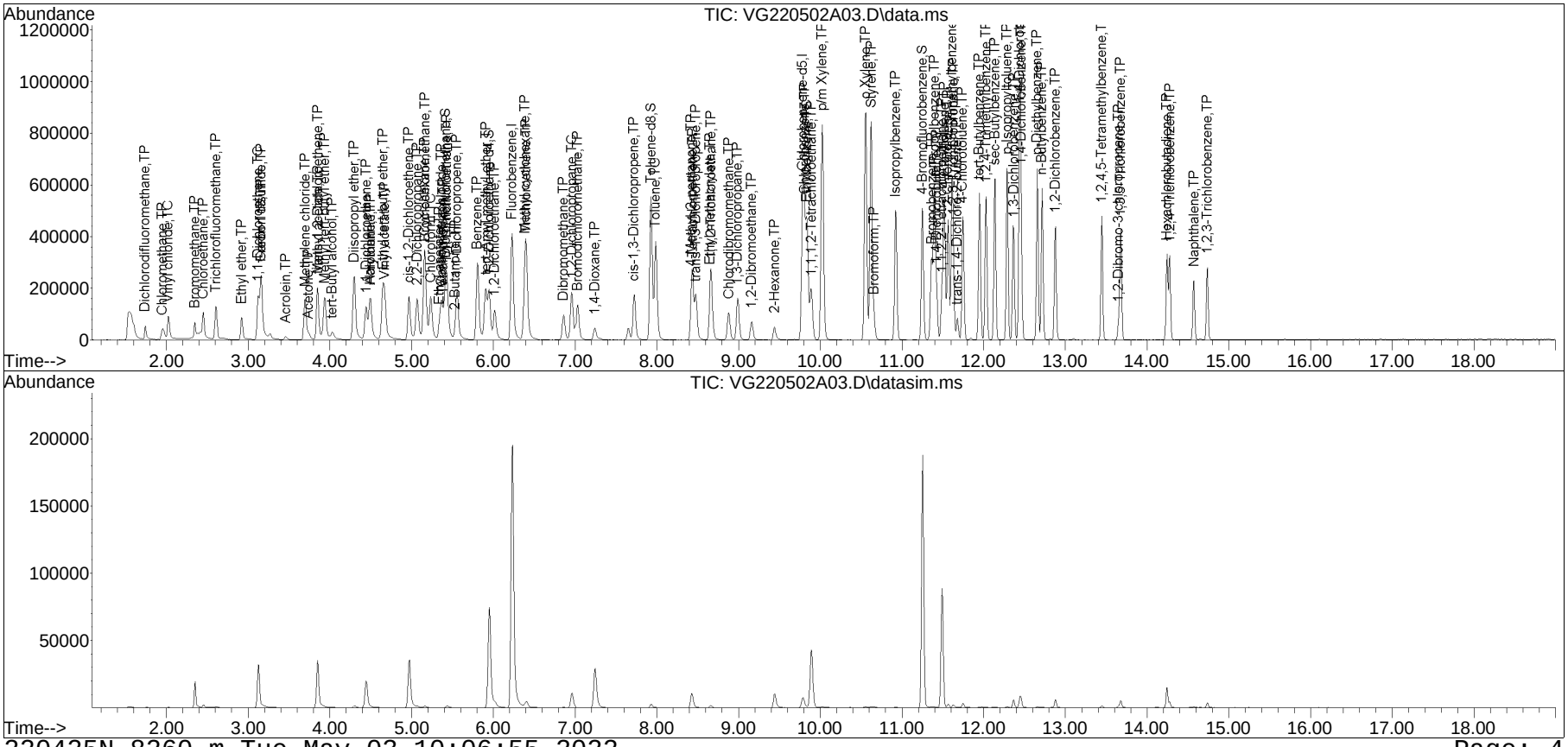

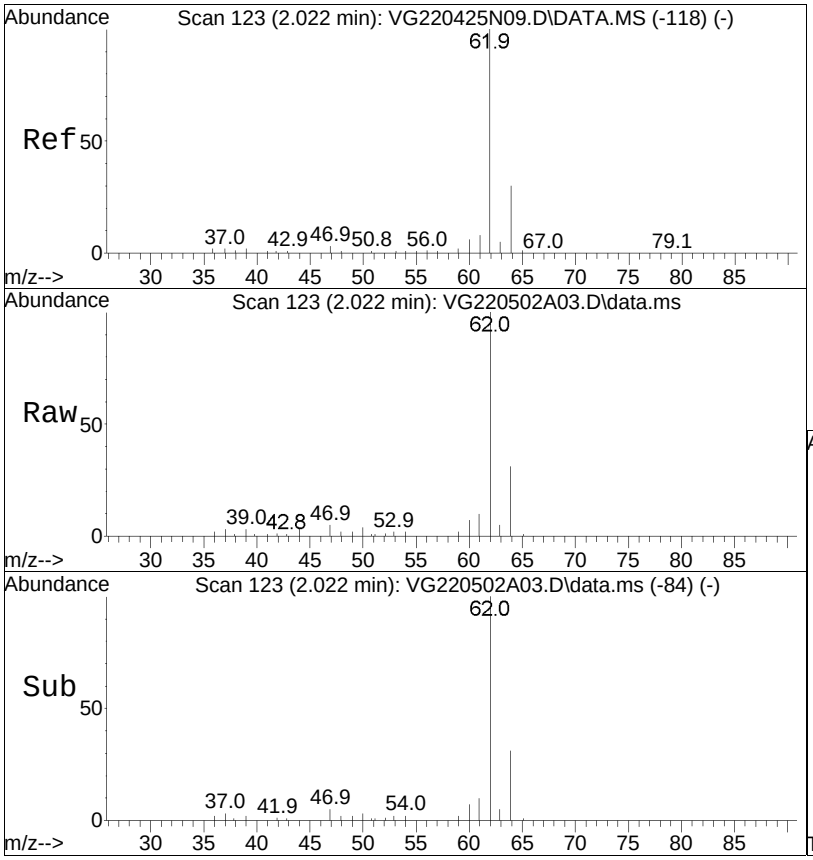

#4
Vinyl chloride
Concen: 9.26 ug/L
RT: 2.022 min Scan# 123
Delta R.T. -0.000 min
Lab File: VG220502A03.D
Acq: 2 May 2022 9:33 am

Tgt Ion: 62 Resp: 80459

Ion	Ratio	Lower	Upper
62	100		
64	30.8	11.3	51.3

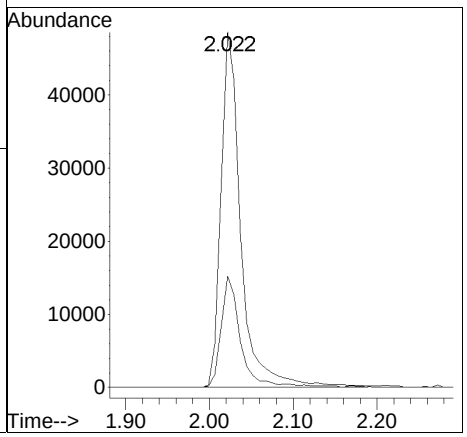

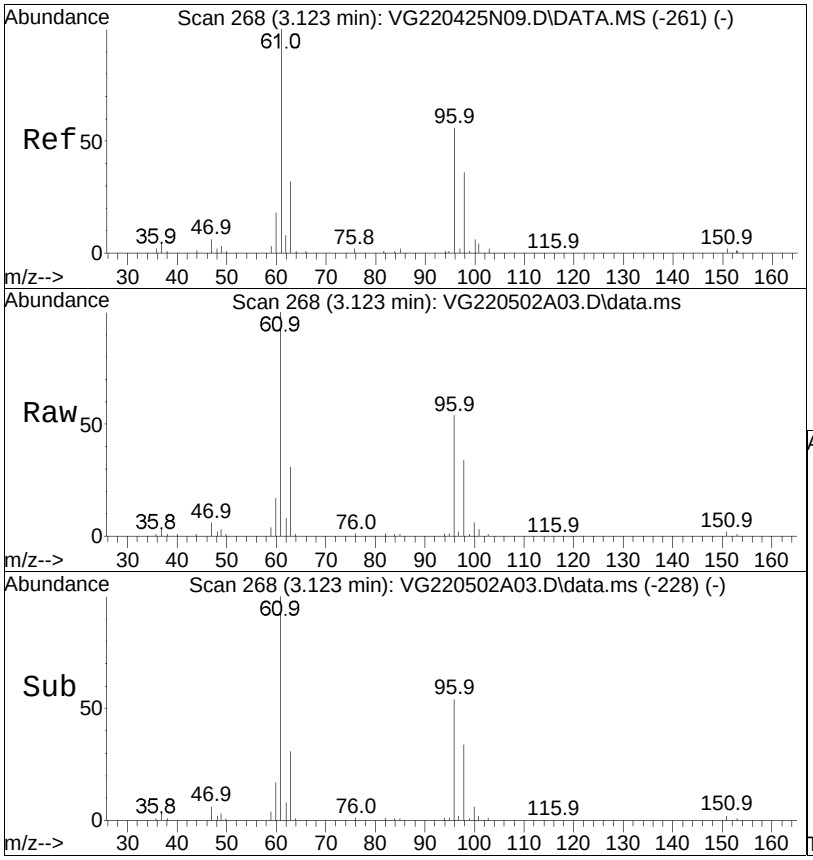

#10
1,1-Dichloroethene
Concen: 9.33 ug/L
RT: 3.123 min Scan# 268
Delta R.T. 0.000 min
Lab File: VG220502A03.D
Acq: 2 May 2022 9:33 am

Tgt Ion: 96 Resp: 65771

Ion	Ratio	Lower	Upper
96	100		
61	186.6	124.2	186.4#
63	58.8	40.0	60.0

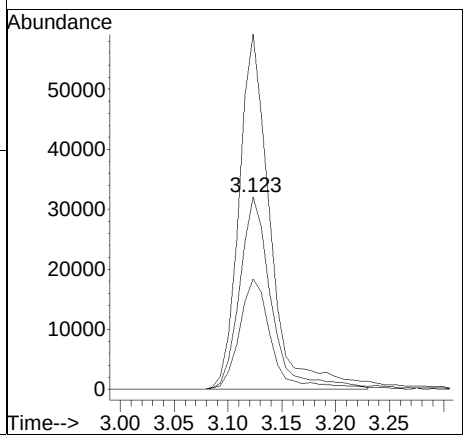

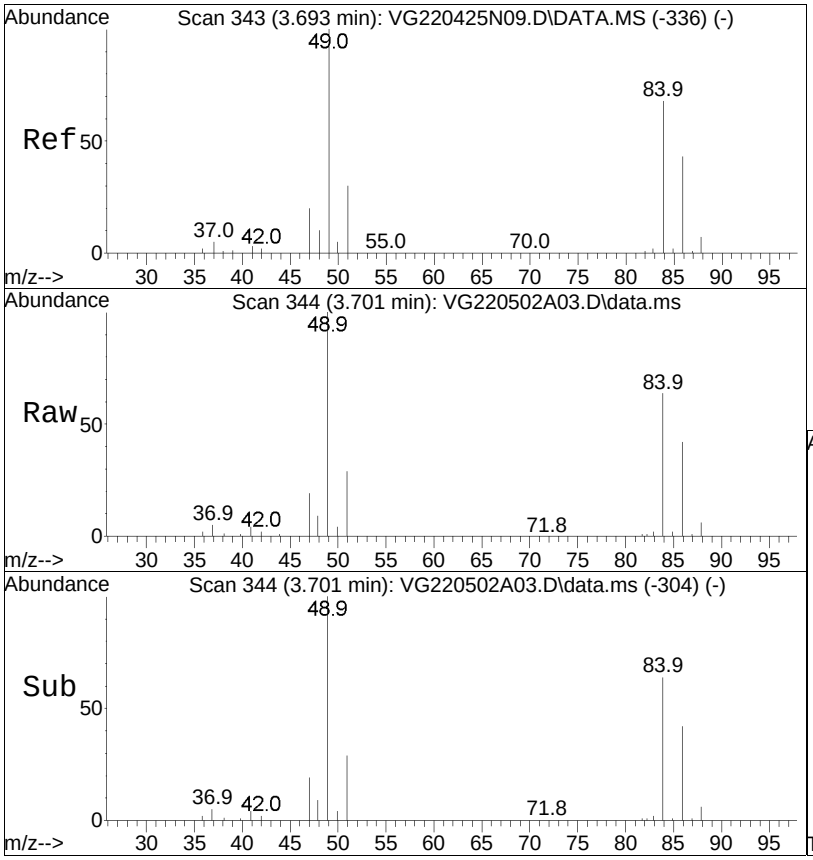

#15
Methylene chloride
Concen: 10.18 ug/L
RT: 3.701 min Scan# 344
Delta R.T. 0.008 min
Lab File: VG220502A03.D
Acq: 2 May 2022 9:33 am

Tgt Ion: 84 Resp: 79767

Ion	Ratio	Lower	Upper
84	100		
86	65.8	41.1	85.5
49	158.3	76.2	158.2#

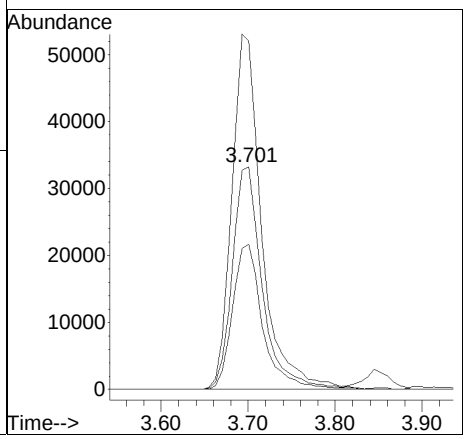

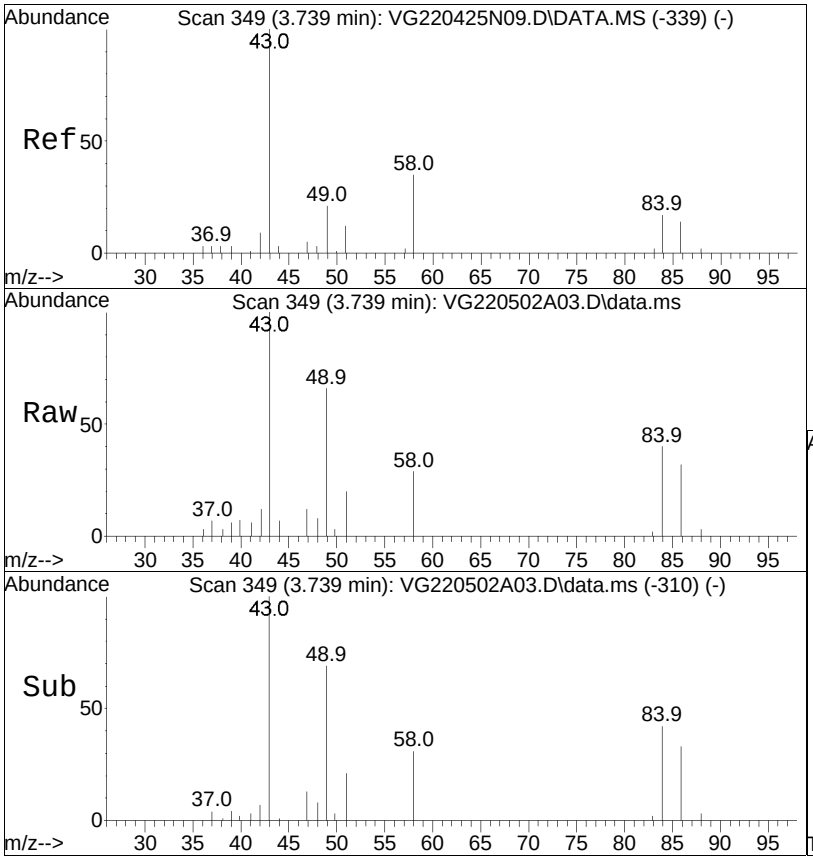

#17
Acetone
Concen: 8.71 ug/L
RT: 3.739 min Scan# 349
Delta R.T. -0.000 min
Lab File: VG220502A03.D
Acq: 2 May 2022 9:33 am

Tgt Ion: 43 Resp: 23452

Ion	Ratio	Lower	Upper
43	100		
58	27.2	22.2	33.4

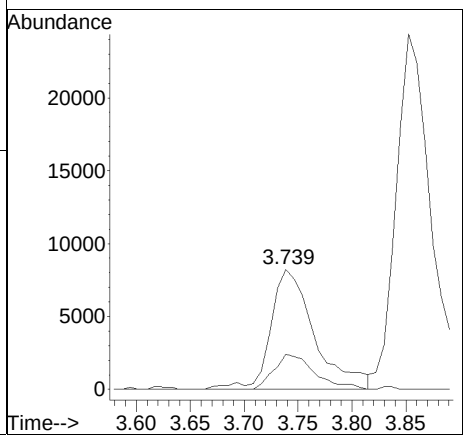

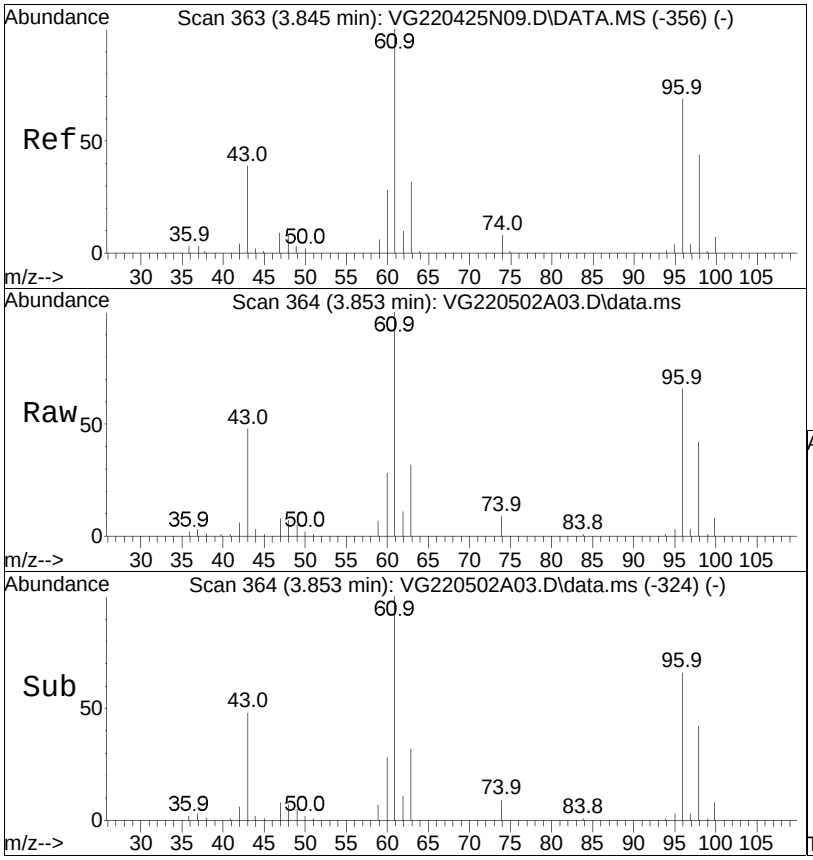

#18
trans-1,2-Dichloroethene
Concen: 10.06 ug/L
RT: 3.853 min Scan# 364
Delta R.T. 0.007 min
Lab File: VG220502A03.D
Acq: 2 May 2022 9:33 am

Tgt Ion: 96 Resp: 76408

Ion	Ratio	Lower	Upper
96	100		
61	151.4	85.7	178.1
98	64.0	40.2	83.4
63	48.1	28.0	58.2

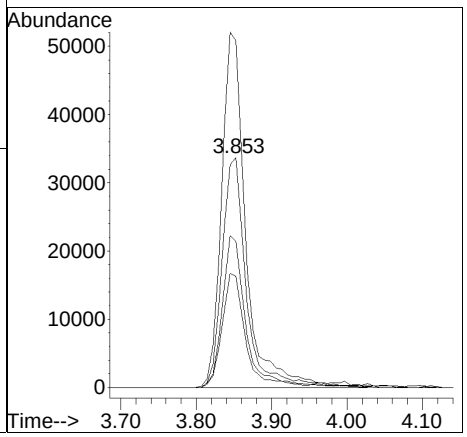

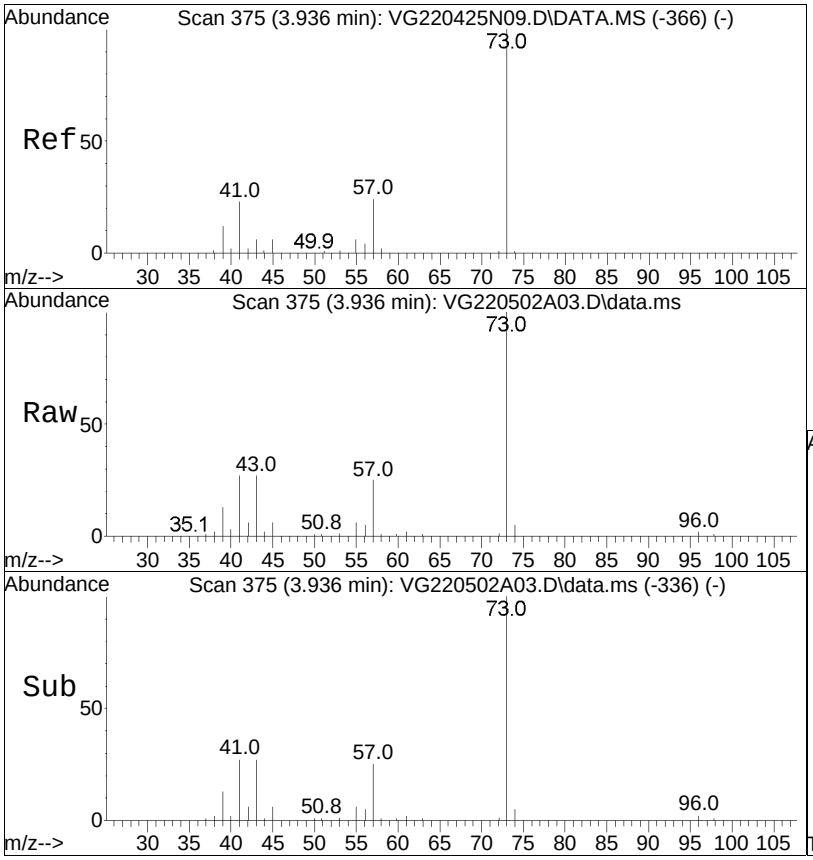

#20
Methyl tert-butyl ether
Concen: 9.45 ug/L
RT: 3.936 min Scan# 375
Delta R.T. 0.000 min
Lab File: VG220502A03.D
Acq: 2 May 2022 9:33 am

Tgt Ion: 73 Resp: 188440

Ion	Ratio	Lower	Upper
73	100		
57	23.2	12.5	26.1
43	25.9	13.0	27.0
41	25.2	12.5	26.1

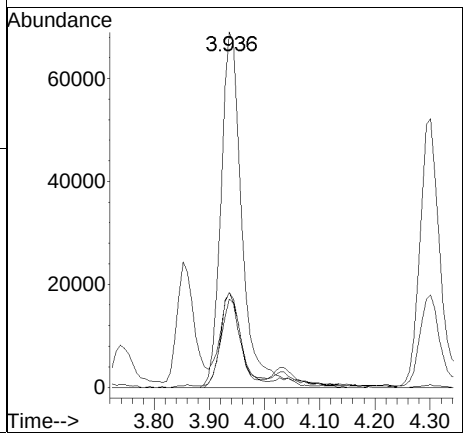

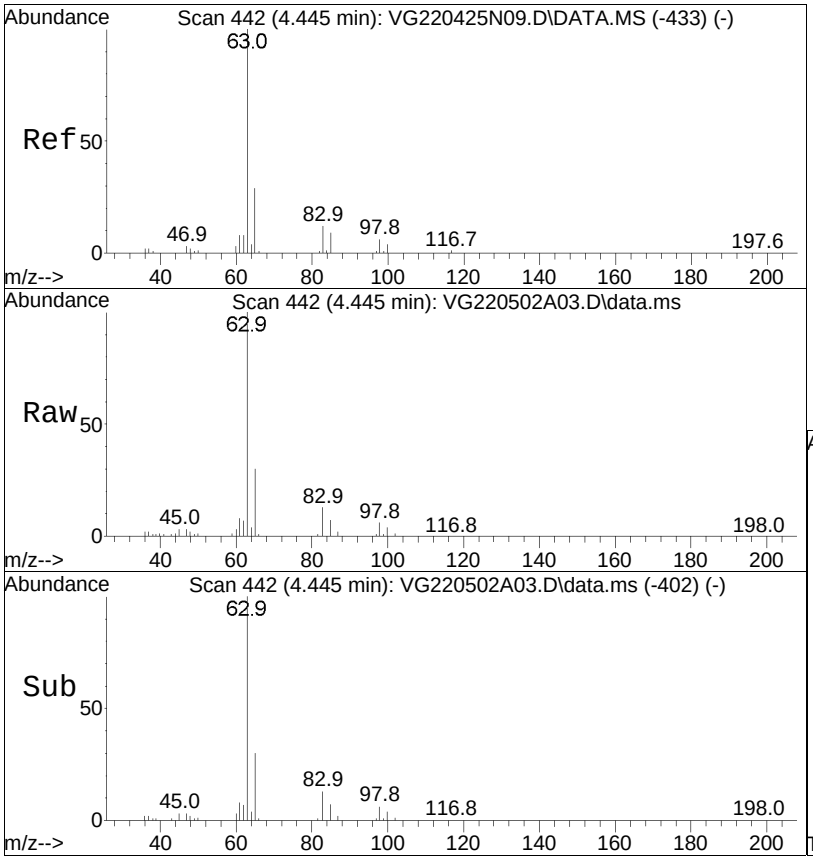

#23
1,1-Dichloroethane
Concen: 10.37 ug/L
RT: 4.445 min Scan# 442
Delta R.T. 0.000 min
Lab File: VG220502A03.D
Acq: 2 May 2022 9:33 am

Tgt Ion: 63 Resp: 155298

Ion	Ratio	Lower	Upper
63	100		
65	30.6	10.4	50.4
83	12.6	0.0	33.2

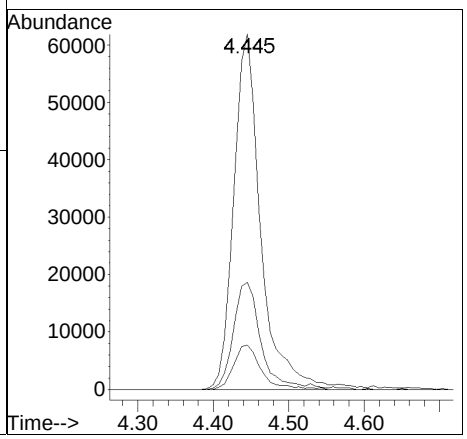

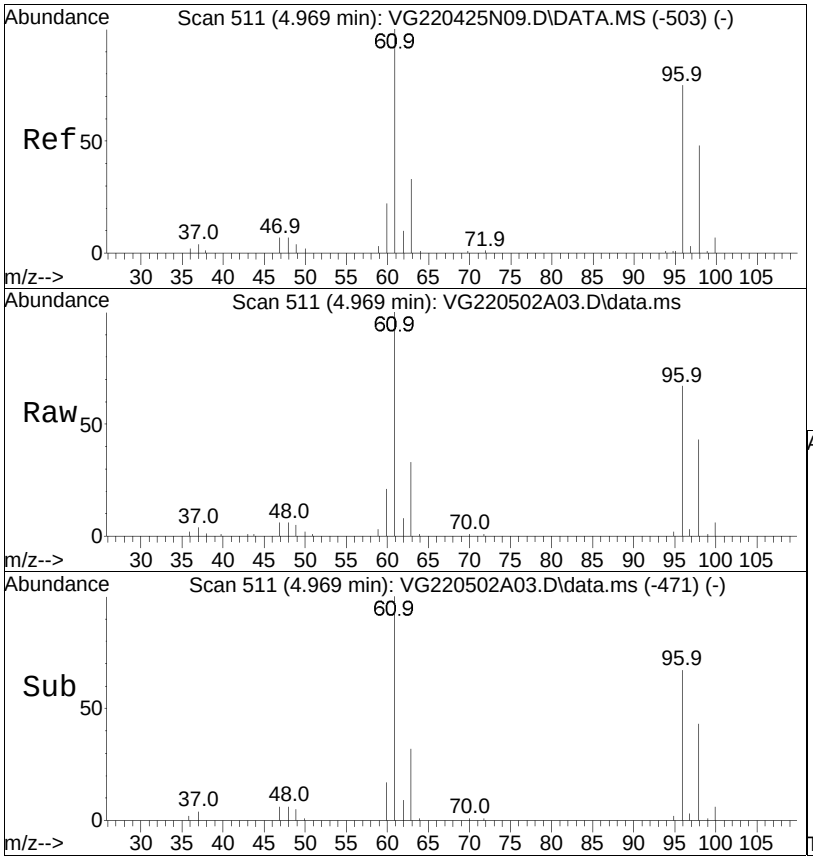

#28
cis-1,2-Dichloroethene
Concen: 9.69 ug/L
RT: 4.969 min Scan# 511
Delta R.T. 0.000 min
Lab File: VG220502A03.D
Acq: 2 May 2022 9:33 am

Tgt Ion: 96 Resp: 85369

Ion	Ratio	Lower	Upper
96	100		
61	138.4	96.6	144.8
98	65.9	51.3	76.9

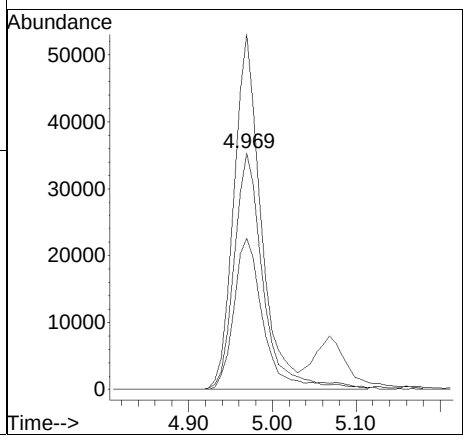

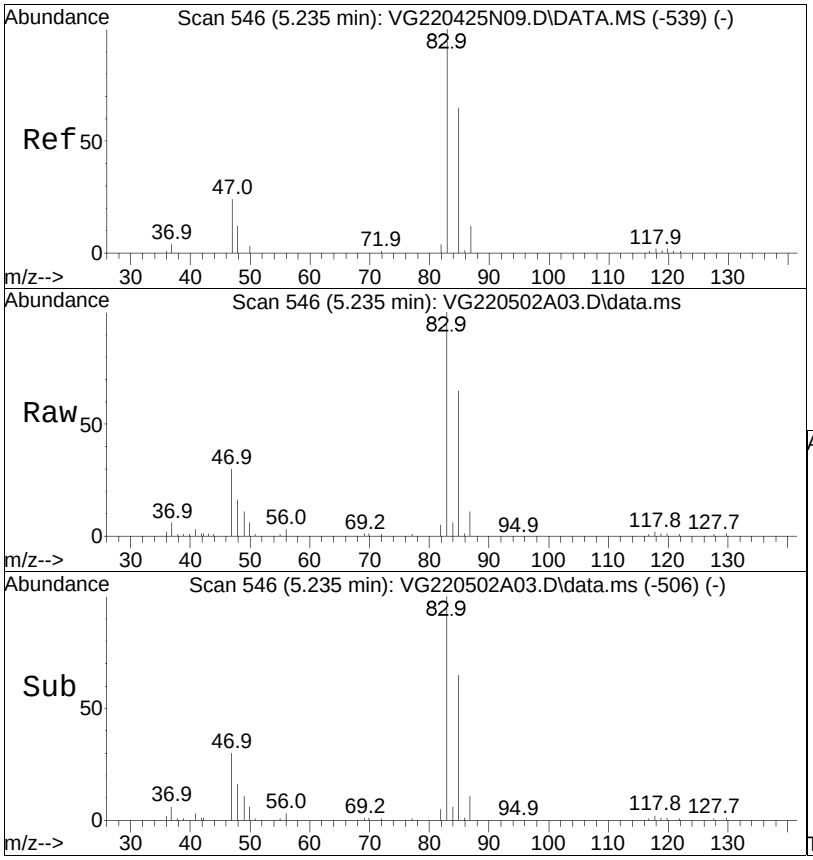

#32
Chloroform
Concen: 10.02 ug/L
RT: 5.235 min Scan# 546
Delta R.T. 0.000 min
Lab File: VG220502A03.D
Acq: 2 May 2022 9:33 am

Tgt Ion: 83 Resp: 148186

Ion	Ratio	Lower	Upper
83	100		
85	61.0	41.4	86.0
47	27.3	15.1	31.3
48	14.6	7.7	16.1

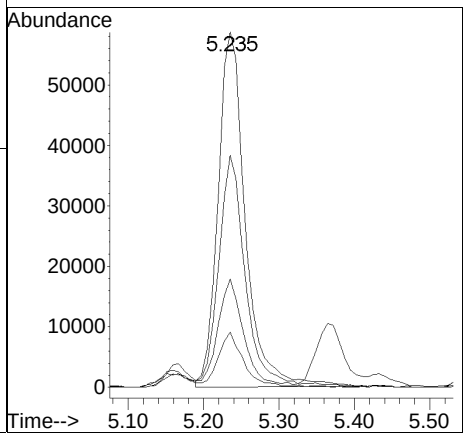

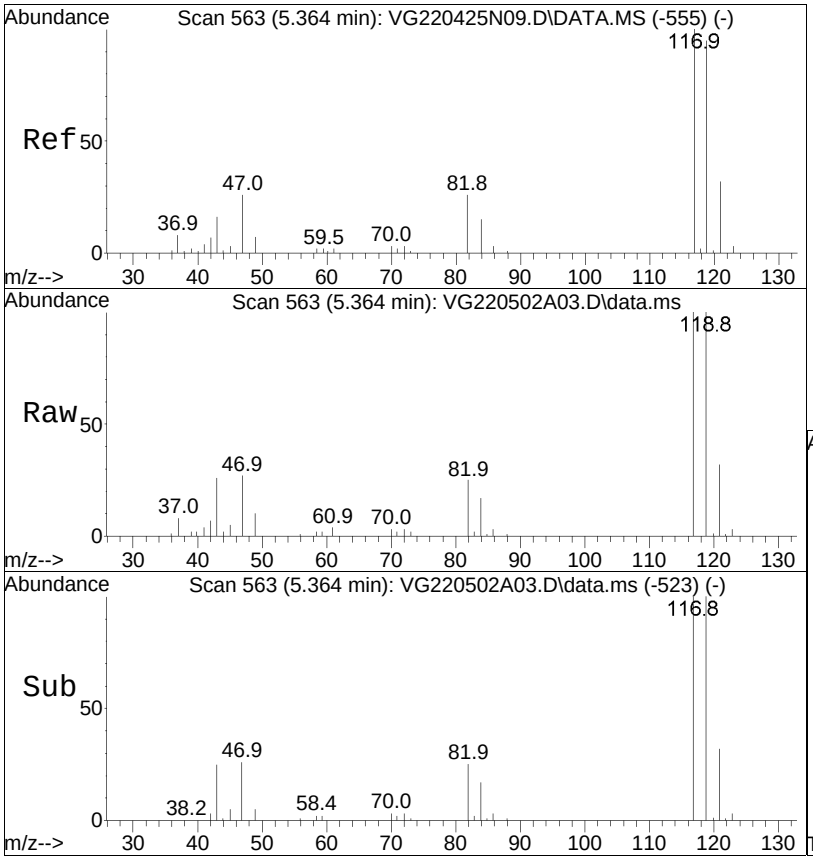

#34
Carbon tetrachloride
Concen: 9.55 ug/L
RT: 5.364 min Scan# 563
Delta R.T. 0.000 min
Lab File: VG220502A03.D
Acq: 2 May 2022 9:33 am

Tgt Ion:117 Resp: 103824

Ion	Ratio	Lower	Upper
117	100		
119	97.5	63.2	131.2
121	31.0	20.4	42.4
82	24.1	15.4	32.0

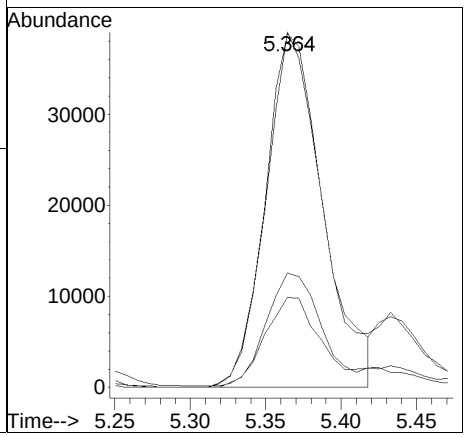

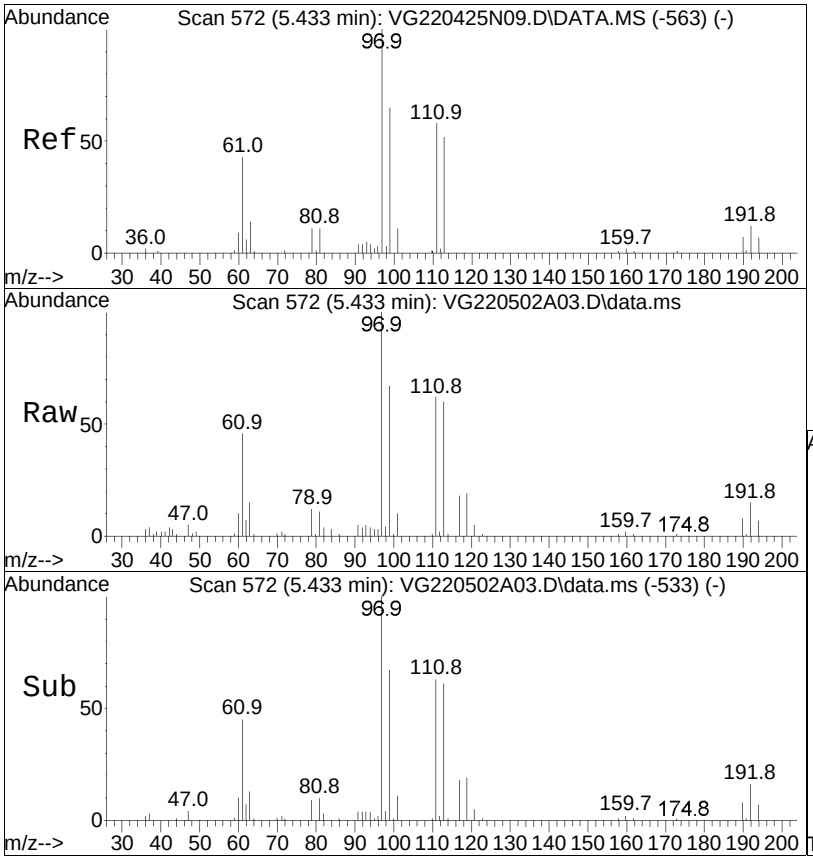

#37
1,1,1-Trichloroethane
Concen: 9.83 ug/L
RT: 5.433 min Scan# 572
Delta R.T. -0.000 min
Lab File: VG220502A03.D
Acq: 2 May 2022 9:33 am

Tgt Ion: 97 Resp: 122841

Ion	Ratio	Lower	Upper
97	100		
99	62.9	41.3	85.7
61	46.1	26.0	54.0
63	14.6	8.6	18.0

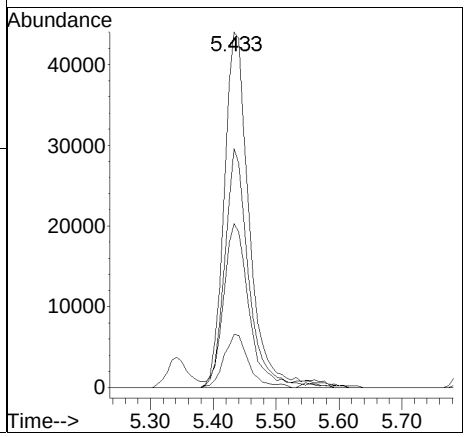

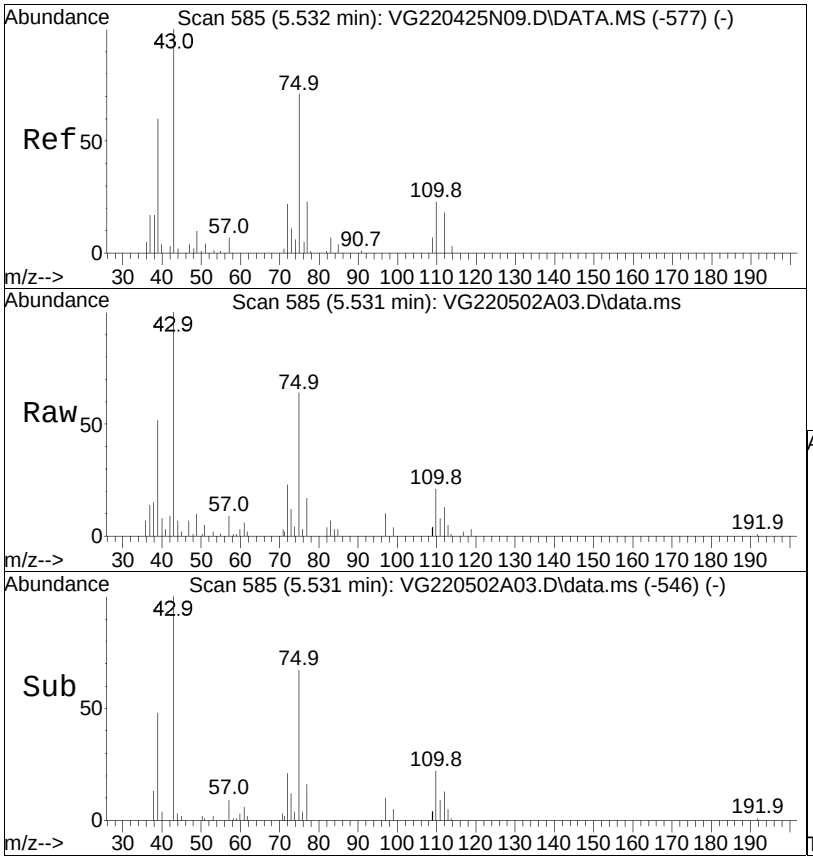

#39
2-Butanone
Concen: 9.05 ug/L
RT: 5.531 min Scan# 585
Delta R.T. -0.001 min
Lab File: VG220502A03.D
Acq: 2 May 2022 9:33 am

Tgt Ion: 43 Resp: 35359

Ion	Ratio	Lower	Upper
43	100		
72	35.5	42.6	63.8#

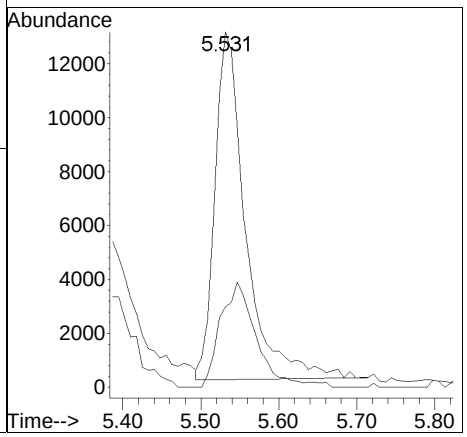

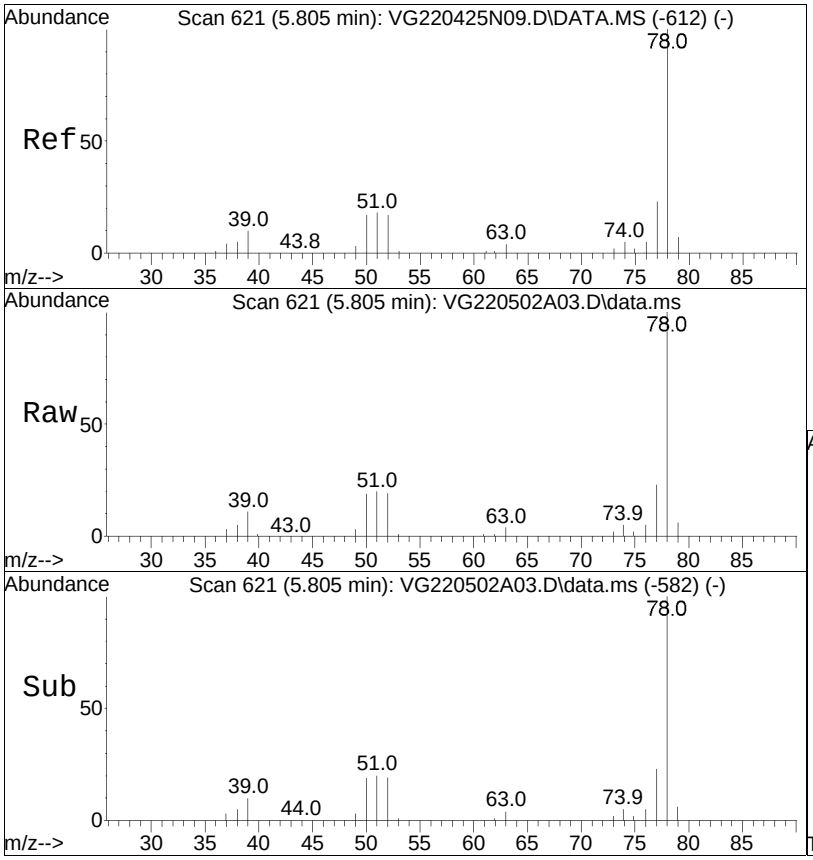

#41
Benzene
Concen: 9.92 ug/L
RT: 5.805 min Scan# 621
Delta R.T. -0.000 min
Lab File: VG220502A03.D
Acq: 2 May 2022 9:33 am

Tgt Ion: 78 Resp: 323764

Ion	Ratio	Lower	Upper
78	100		
77	23.3	15.5	32.1
51	19.0	9.9	20.7
52	18.1	9.2	19.2

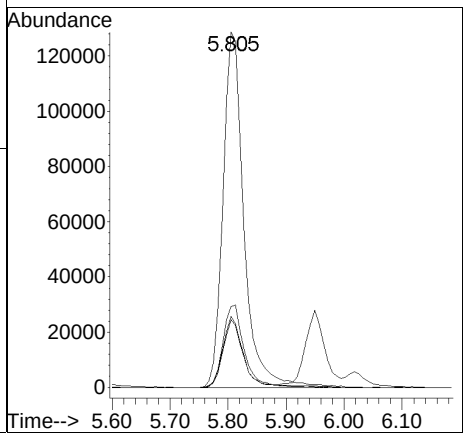

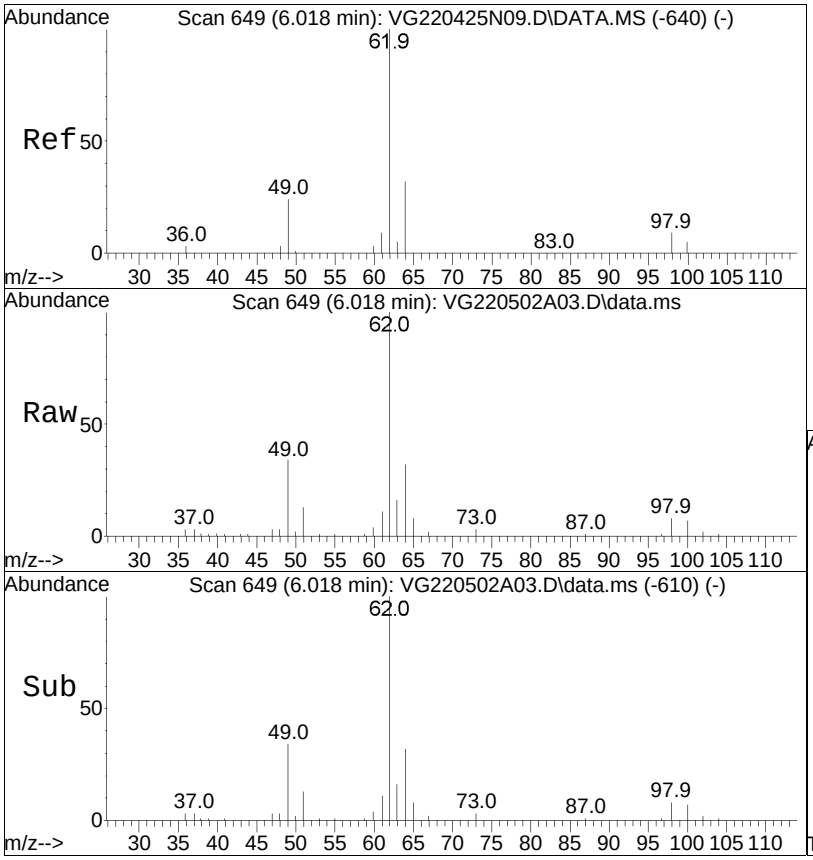

#44
1,2-Dichloroethane
Concen: 10.13 ug/L
RT: 6.018 min Scan# 649
Delta R.T. -0.000 min
Lab File: VG220502A03.D
Acq: 2 May 2022 9:33 am

Tgt Ion: 62 Resp: 112374

Ion	Ratio	Lower	Upper
62	100		
64	32.1	11.9	51.9
98	8.6	0.0	29.3

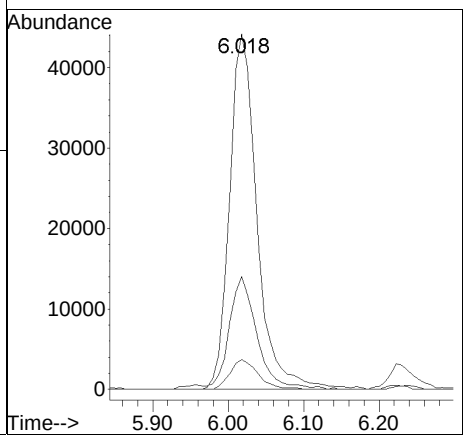

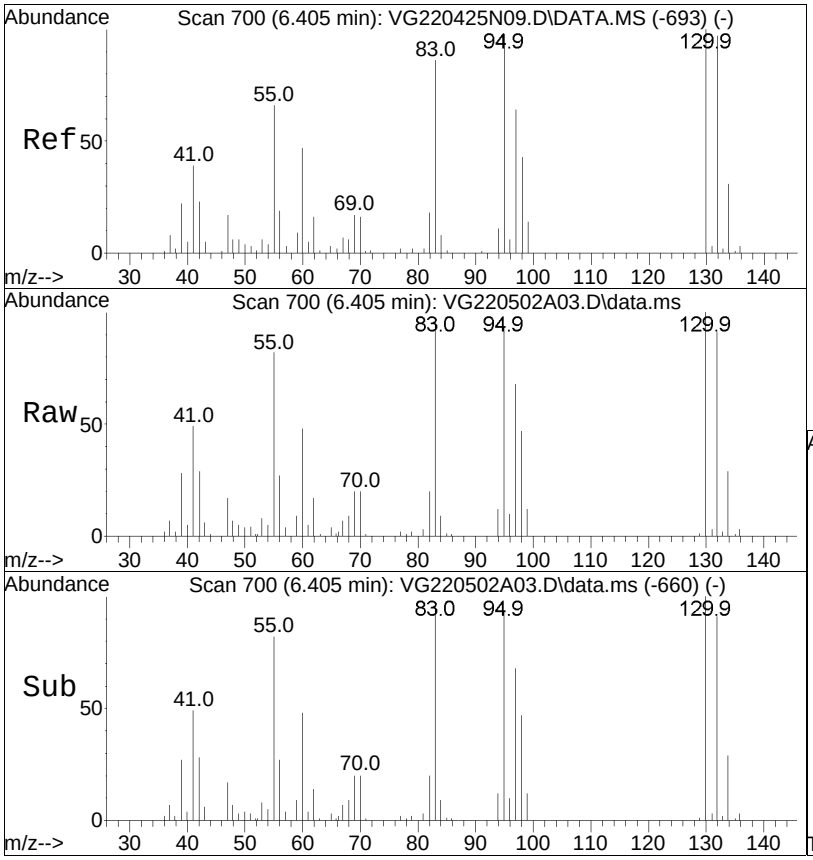

#48
Trichloroethene
Concen: 9.19 ug/L
RT: 6.405 min Scan# 700
Delta R.T. 0.000 min
Lab File: VG220502A03.D
Acq: 2 May 2022 9:33 am

Tgt Ion: 95 Resp: 81831

Ion	Ratio	Lower	Upper
95	100		
97	68.7	54.0	81.0
130	104.0	85.0	127.4

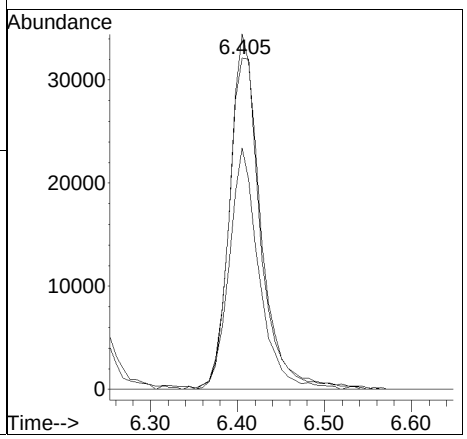

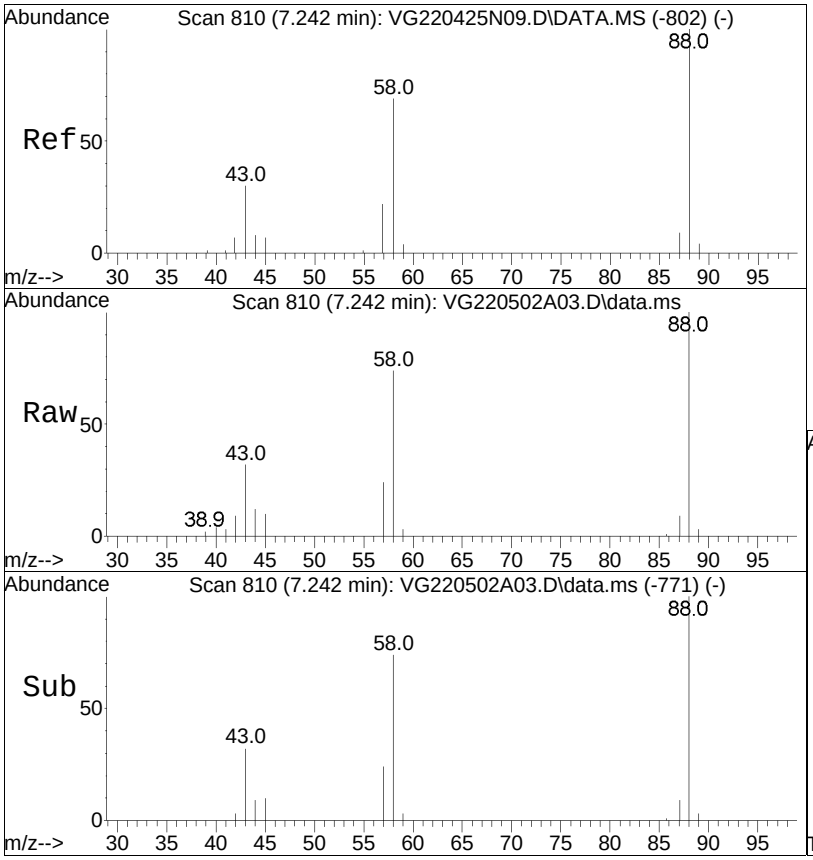

#57
1,4-Dioxane
Concen: 478.57 ug/L
RT: 7.242 min Scan# 810
Delta R.T. -0.000 min
Lab File: VG220502A03.D
Acq: 2 May 2022 9:33 am

Tgt Ion: 88 Resp: 42971

Ion	Ratio	Lower	Upper
88	100		
58	73.7	48.7	73.1#
43	34.3	22.4	33.6#

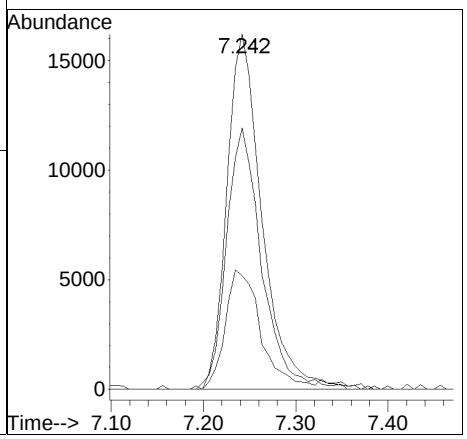

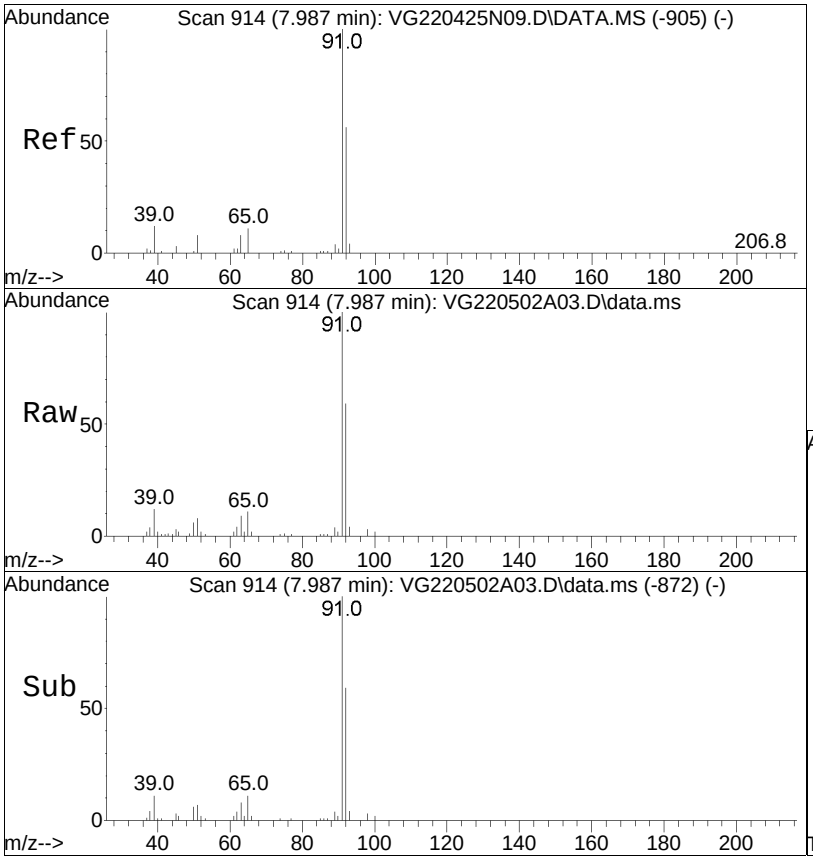

#61
Toluene
Concen: 9.85 ug/L
RT: 7.987 min Scan# 914
Delta R.T. -0.000 min
Lab File: VG220502A03.D
Acq: 2 May 2022 9:33 am

Tgt Ion: 92 Resp: 200996

Ion	Ratio	Lower	Upper
92	100		
91	173.9	134.8	202.2

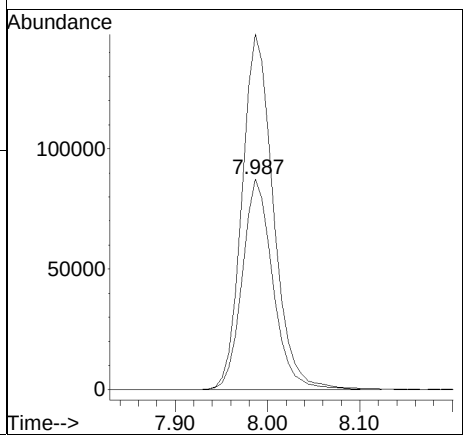

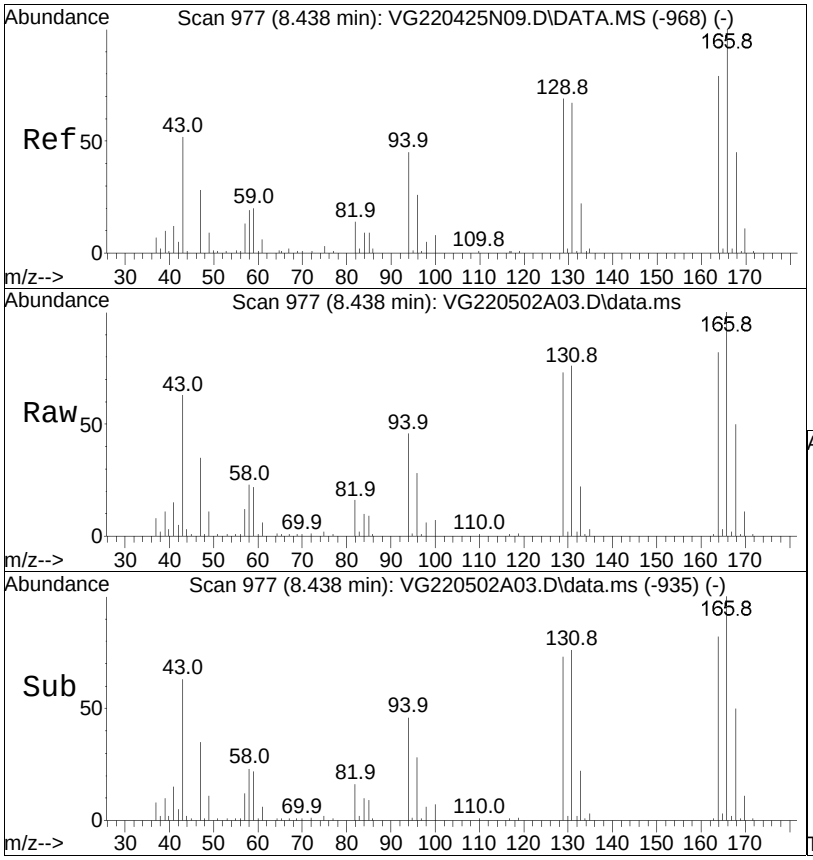

#63
Tetrachloroethene
Concen: 9.19 ug/L
RT: 8.438 min Scan# 977
Delta R.T. -0.000 min
Lab File: VG220502A03.D
Acq: 2 May 2022 9:33 am

Tgt Ion:166 Resp: 82780

Ion	Ratio	Lower	Upper
166	100		
168	47.5	27.3	67.3
94	45.4	20.5	60.5

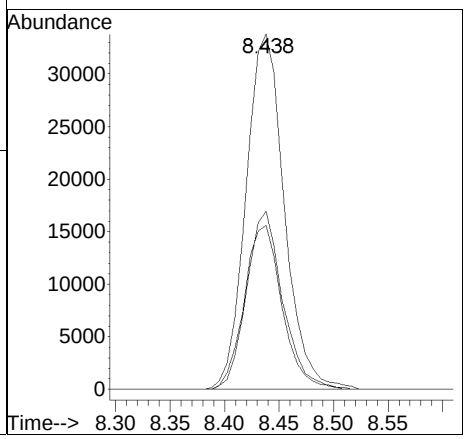

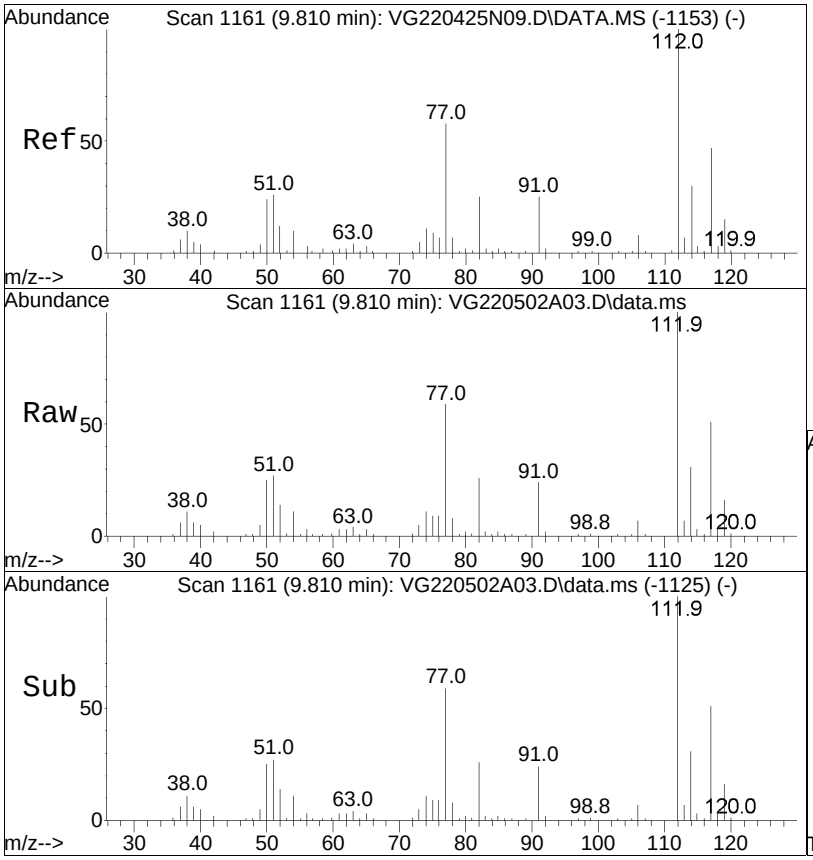

#73
Chlorobenzene
Concen: 9.85 ug/L
RT: 9.810 min Scan# 1161
Delta R.T. -0.000 min
Lab File: VG220502A03.D
Acq: 2 May 2022 9:33 am

Tgt Ion:112 Resp: 225012

Ion	Ratio	Lower	Upper
112	100		
77	74.1	55.9	83.9
114	31.5	25.4	38.0

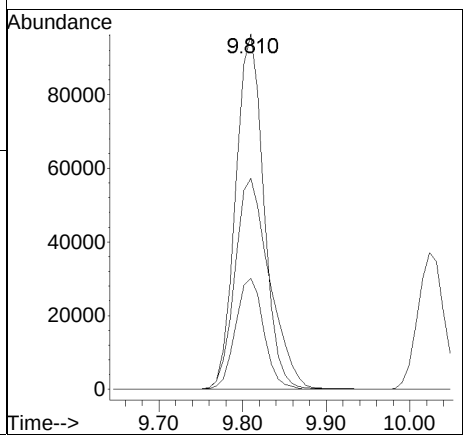

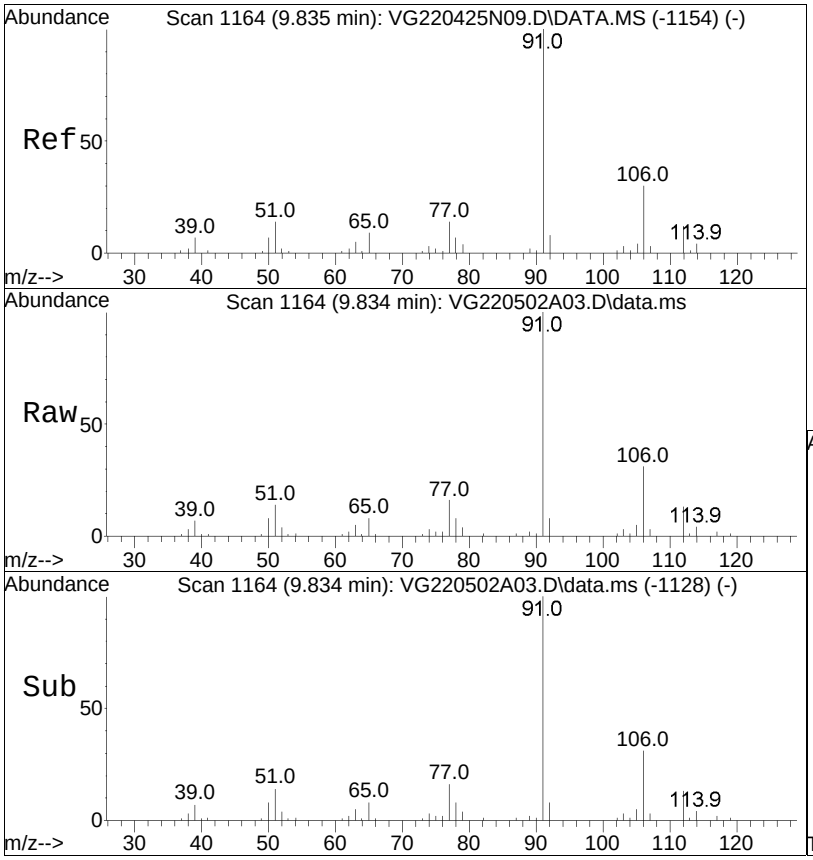

#74
Ethylbenzene
Concen: 9.63 ug/L
RT: 9.834 min Scan# 1164
Delta R.T. -0.001 min
Lab File: VG220502A03.D
Acq: 2 May 2022 9:33 am

Tgt Ion: 91 Resp: 396099

Ion	Ratio	Lower	Upper
91	100		
106	30.7	25.3	37.9

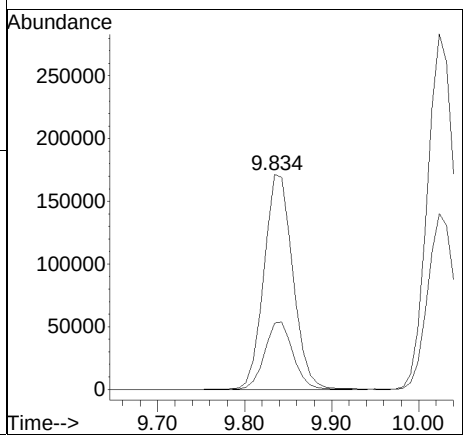

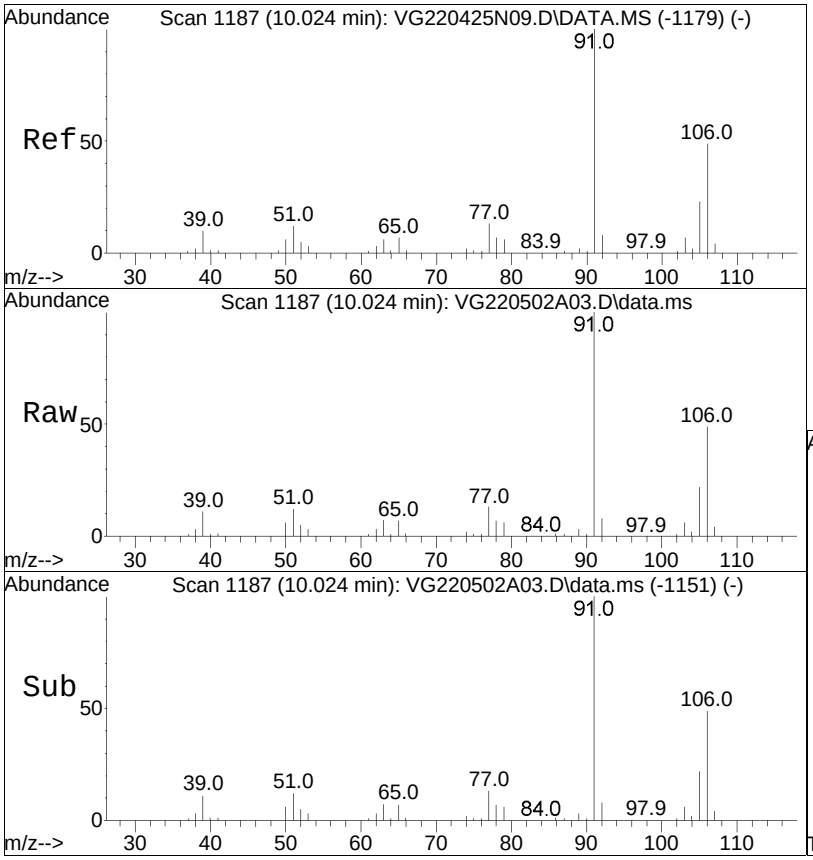

#76
p/m Xylene
Concen: 19.51 ug/L
RT: 10.024 min Scan# 1187
Delta R.T. -0.000 min
Lab File: VG220502A03.D
Acq: 2 May 2022 9:33 am

Tgt Ion:106 Resp: 310647

Ion	Ratio	Lower	Upper
106	100		
91	201.9	157.1	235.7

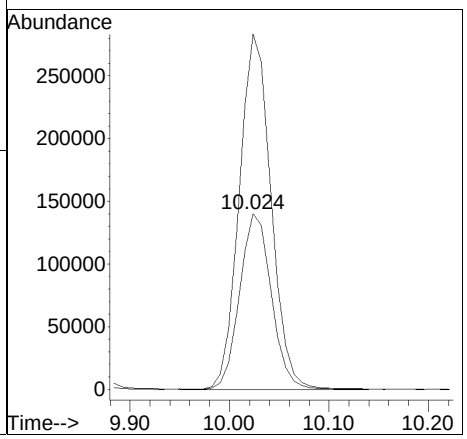

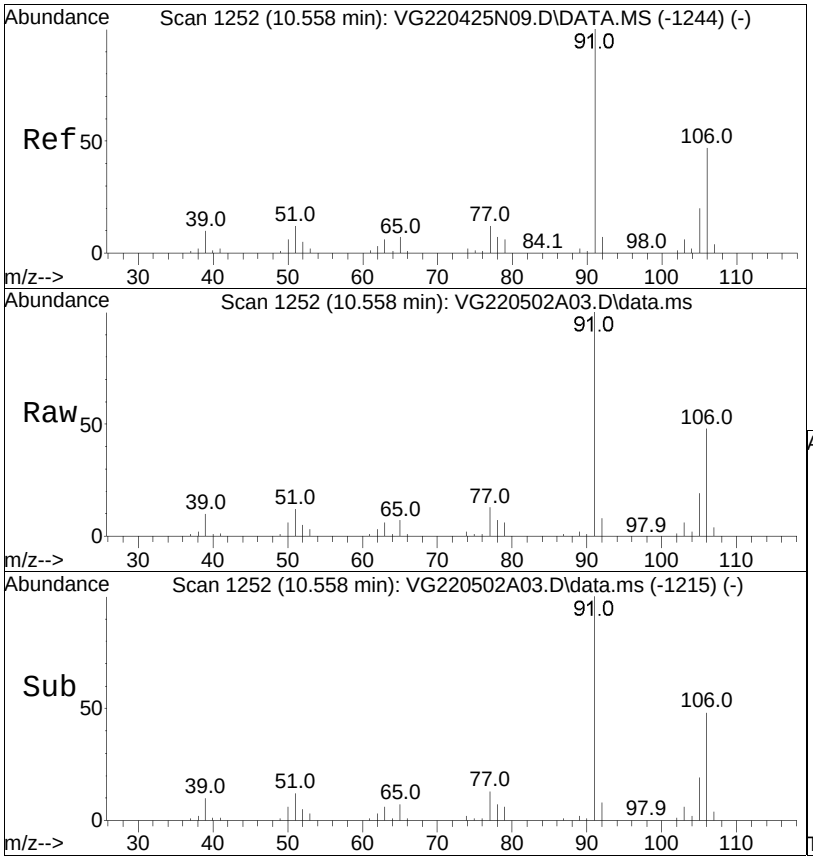

#77
o Xylene
Concen: 19.18 ug/L
RT: 10.558 min Scan# 1252
Delta R.T. 0.000 min
Lab File: VG220502A03.D
Acq: 2 May 2022 9:33 am

Tgt Ion:106 Resp: 301693

Ion	Ratio	Lower	Upper
106	100		
91	211.3	164.7	247.1

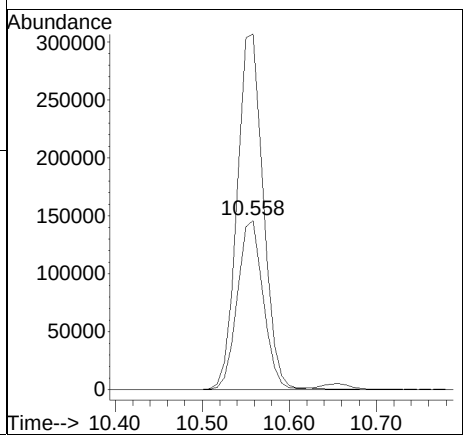

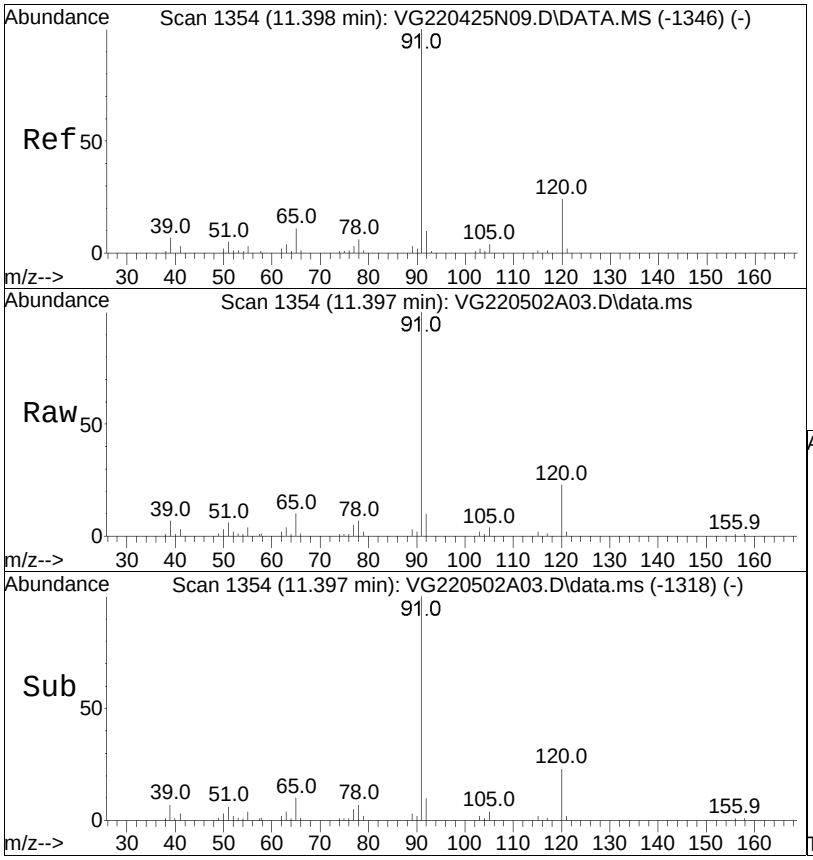

#85
n-Propylbenzene
Concen: 9.49 ug/L
RT: 11.397 min Scan# 1354
Delta R.T. -0.001 min
Lab File: VG220502A03.D
Acq: 2 May 2022 9:33 am

Tgt Ion: 91 Resp: 491949

Ion	Ratio	Lower	Upper
91	100		
120	22.3	19.0	28.6

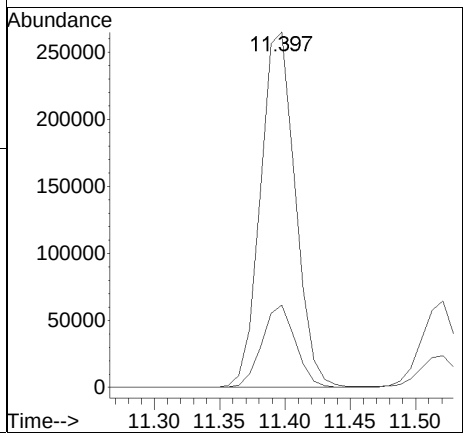

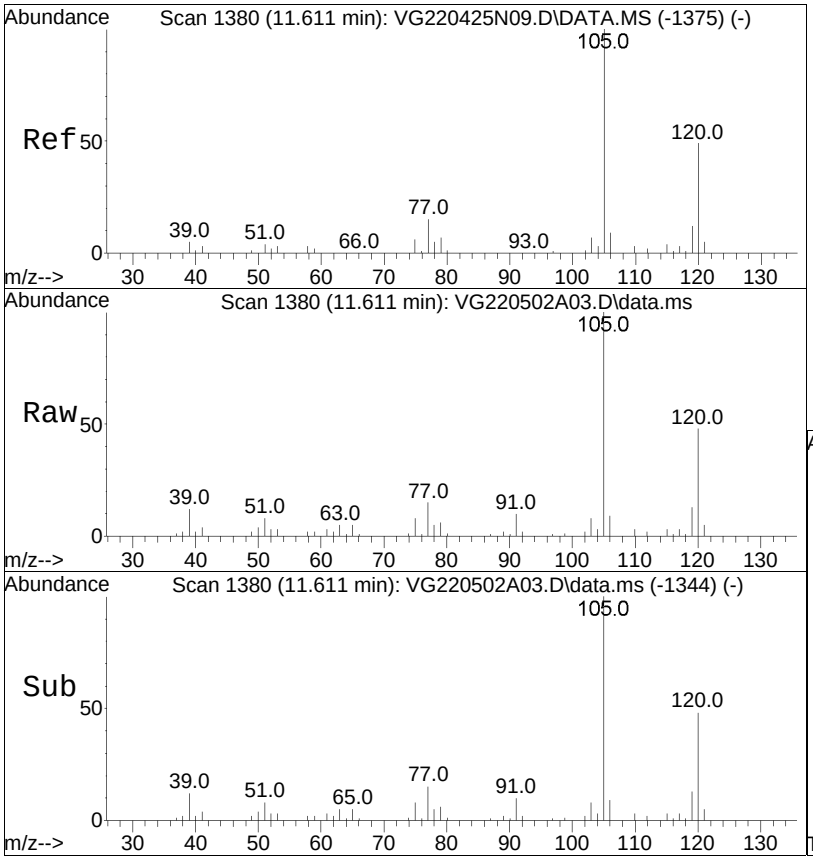

#90
1,3,5-Trimethylbenzene
Concen: 9.42 ug/L
RT: 11.611 min Scan# 1380
Delta R.T. 0.000 min
Lab File: VG220502A03.D
Acq: 2 May 2022 9:33 am

Tgt Ion:105 Resp: 350203

Ion	Ratio	Lower	Upper
105	100		
120	50.1	40.3	60.5

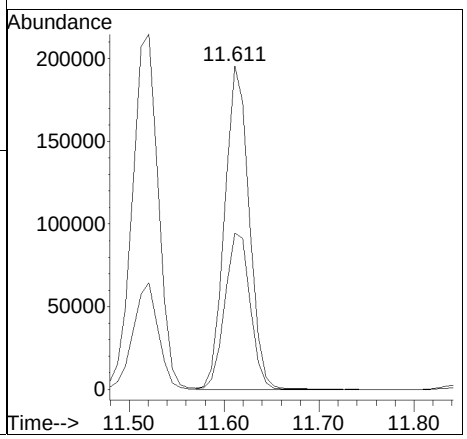

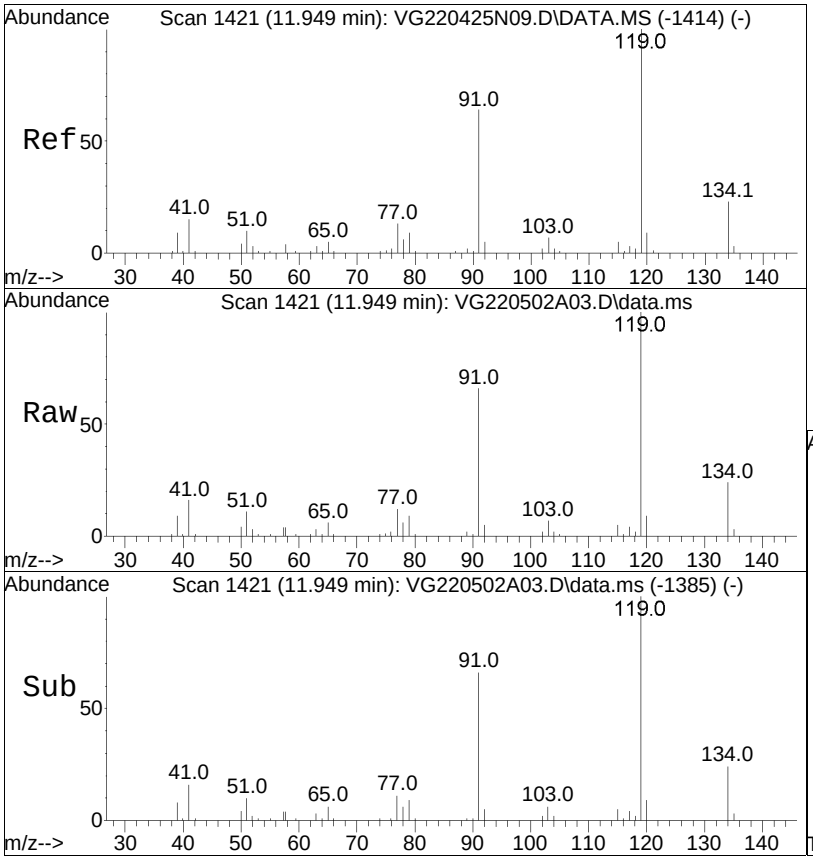

#94
tert-Butylbenzene
Concen: 9.27 ug/L
RT: 11.949 min Scan# 1421
Delta R.T. -0.000 min
Lab File: VG220502A03.D
Acq: 2 May 2022 9:33 am

Tgt Ion:119 Resp: 295714

Ion	Ratio	Lower	Upper
119	100		
91	64.4	50.8	76.2
134	24.0	20.2	30.4

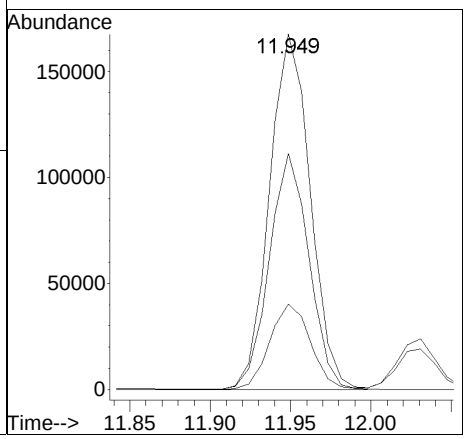

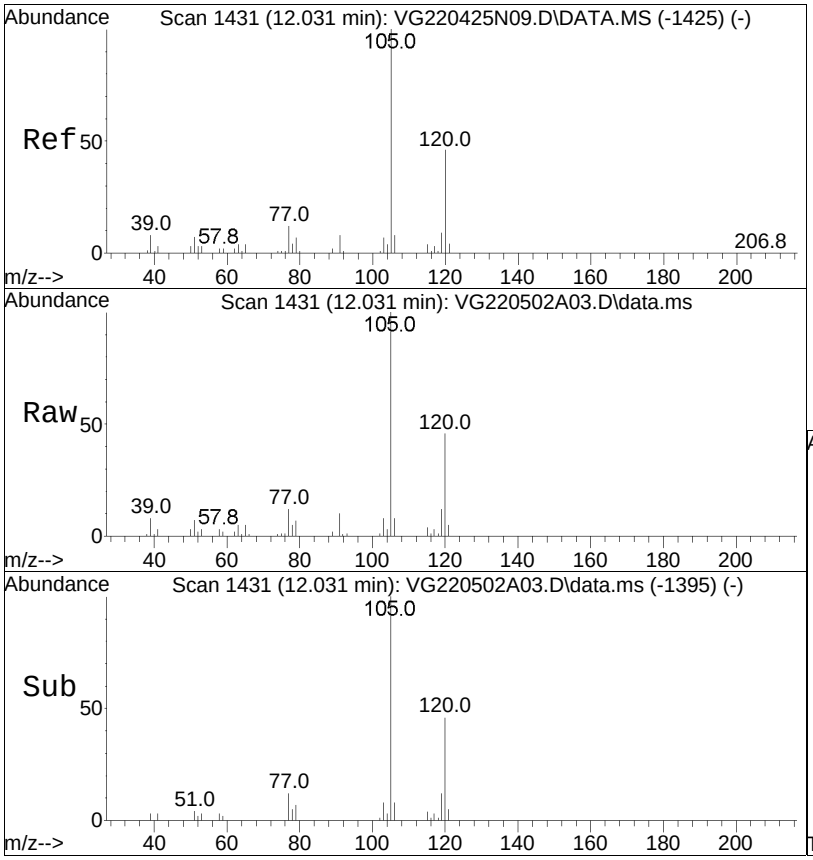

#97
1,2,4-Trimethylbenzene
Concen: 9.44 ug/L
RT: 12.031 min Scan# 1431
Delta R.T. -0.000 min
Lab File: VG220502A03.D
Acq: 2 May 2022 9:33 am

Tgt Ion:105 Resp: 335776

Ion	Ratio	Lower	Upper
105	100		
120	45.5	37.8	56.6

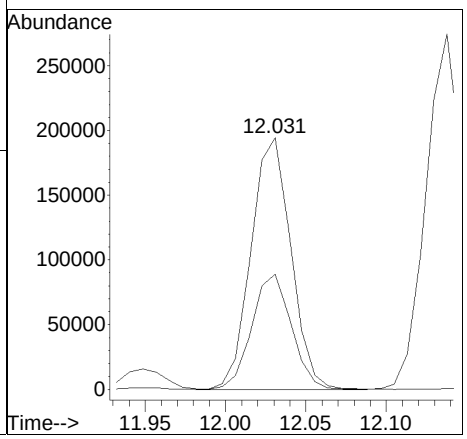

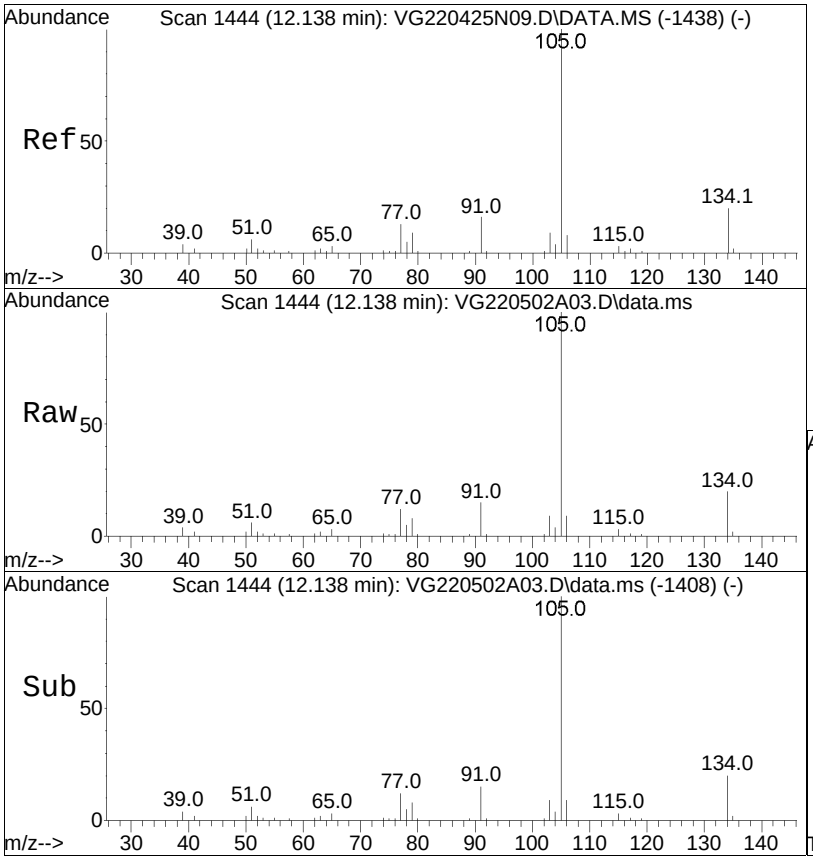

#98
sec-Butylbenzene
Concen: 9.32 ug/L
RT: 12.138 min Scan# 1444
Delta R.T. -0.000 min
Lab File: VG220502A03.D
Acq: 2 May 2022 9:33 am

Tgt Ion:105 Resp: 456860

Ion	Ratio	Lower	Upper
105	100		
134	19.5	13.3	27.7

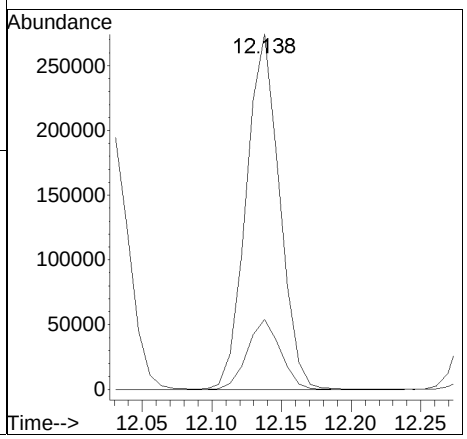

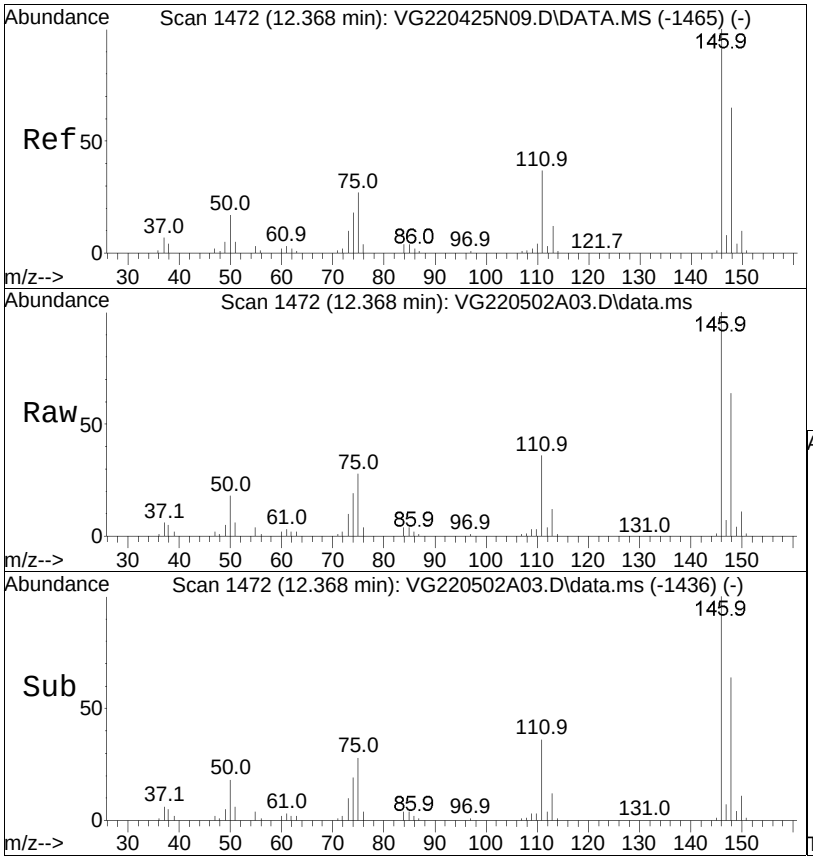

#100
1,3-Dichlorobenzene
Concen: 9.69 ug/L
RT: 12.368 min Scan# 1472
Delta R.T. 0.000 min
Lab File: VG220502A03.D
Acq: 2 May 2022 9:33 am

Tgt Ion:146 Resp: 194108

Ion	Ratio	Lower	Upper
146	100		
111	37.7	24.4	50.6
148	63.4	41.0	85.2

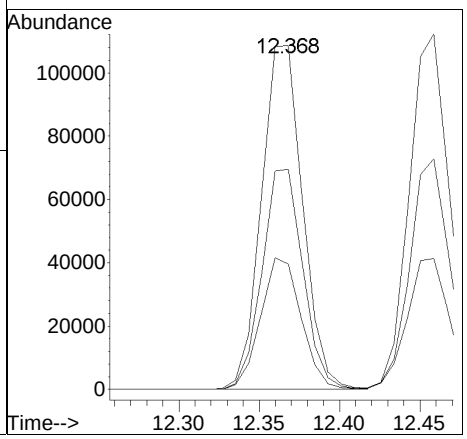

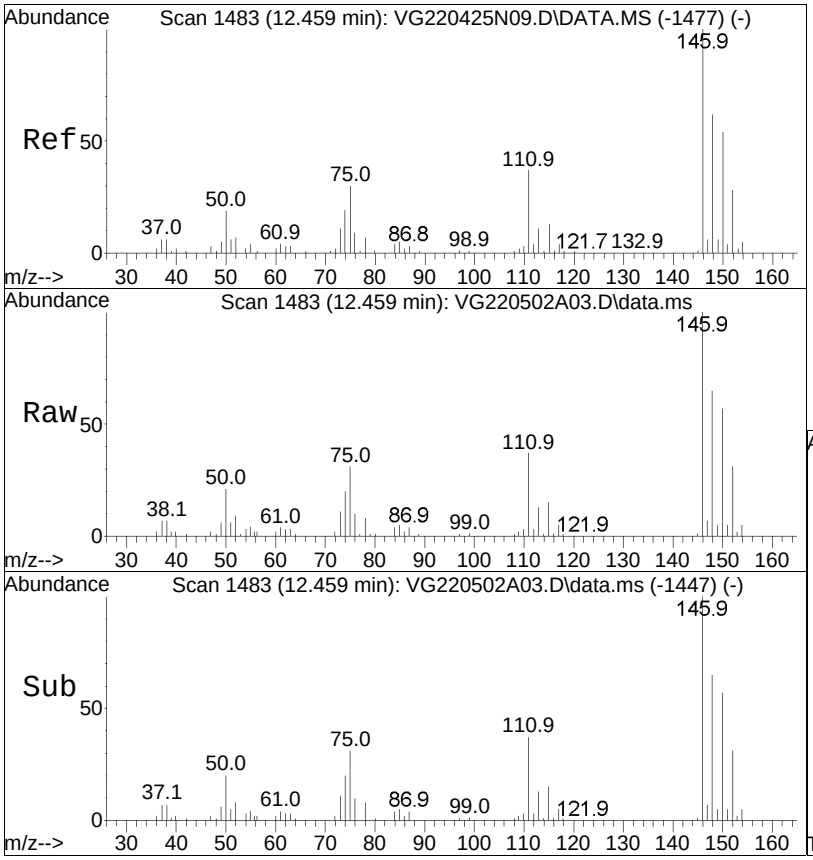

#101
1,4-Dichlorobenzene
Concen: 9.65 ug/L
RT: 12.459 min Scan# 1483
Delta R.T. -0.000 min
Lab File: VG220502A03.D
Acq: 2 May 2022 9:33 am

Tgt Ion:146 Resp: 195369

Ion	Ratio	Lower	Upper
146	100		
111	38.7	29.3	43.9
148	64.7	51.2	76.8

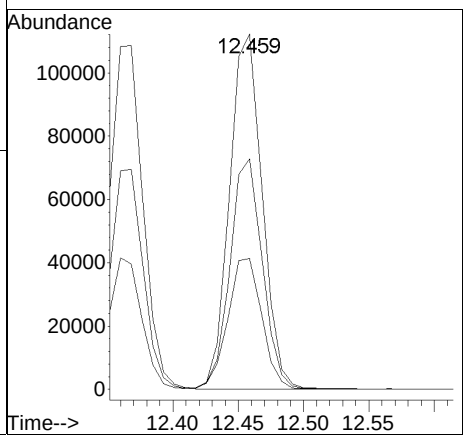

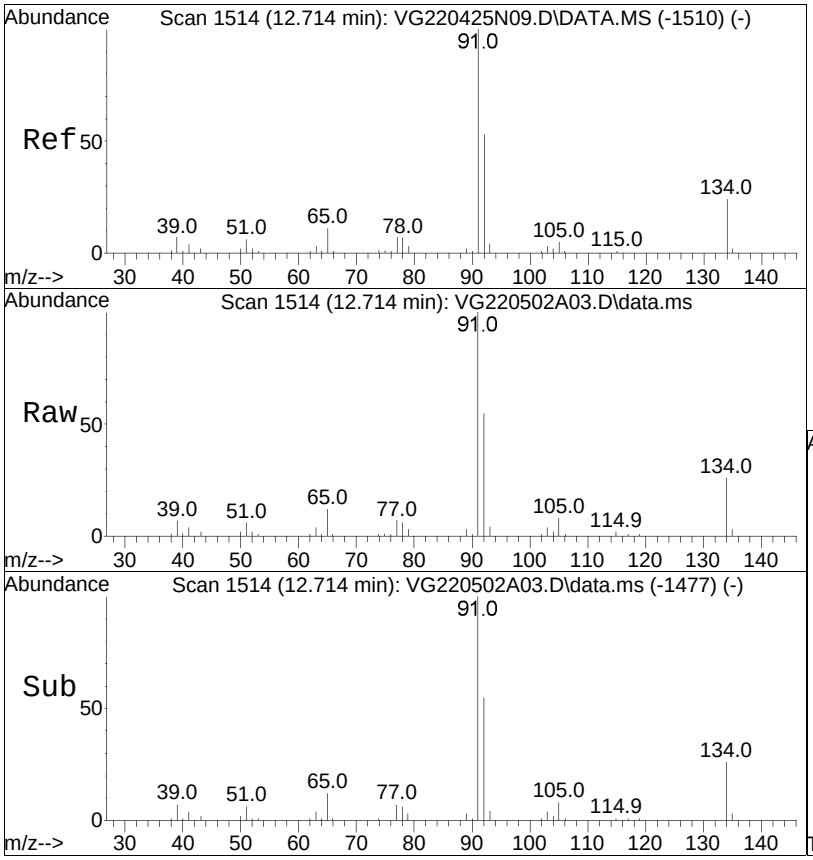

#103
n-Butylbenzene
Concen: 9.19 ug/L
RT: 12.714 min Scan# 1514
Delta R.T. -0.000 min
Lab File: VG220502A03.D
Acq: 2 May 2022 9:33 am

Tgt Ion: 91 Resp: 328421

Ion	Ratio	Lower	Upper
91	100		
92	54.4	43.8	65.8
134	25.7	22.0	33.0

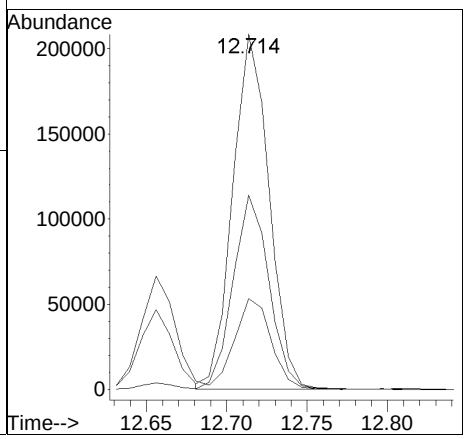

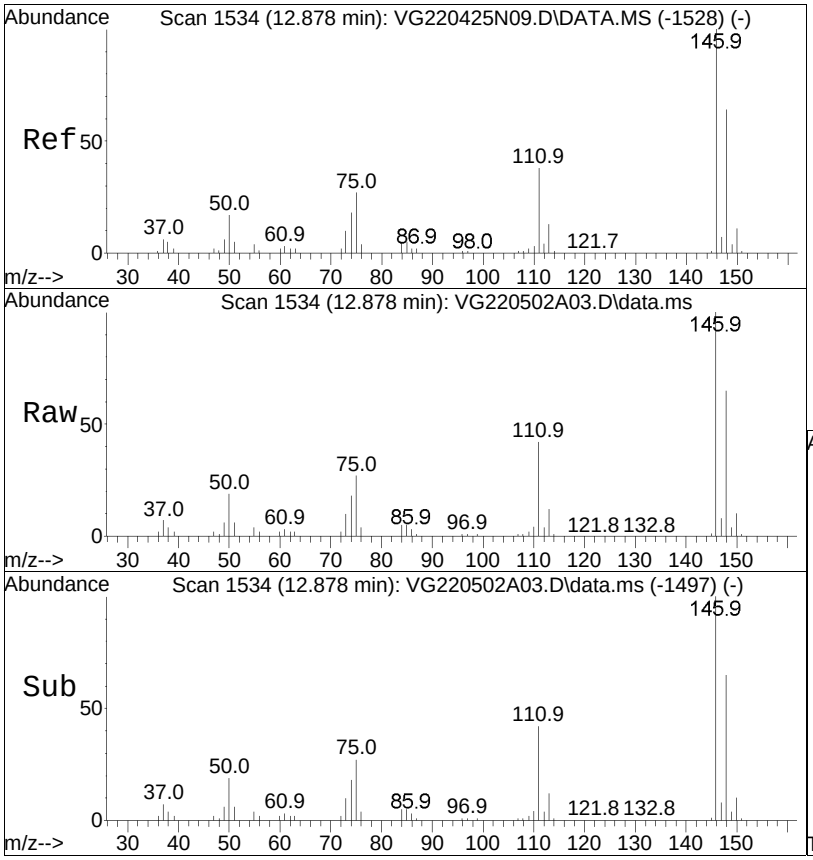

#104
1,2-Dichlorobenzene
Concen: 9.57 ug/L
RT: 12.878 min Scan# 1534
Delta R.T. 0.000 min
Lab File: VG220502A03.D
Acq: 2 May 2022 9:33 am

Tgt Ion:146 Resp: 179088

Ion	Ratio	Lower	Upper
146	100		
111	40.2	25.4	52.8
148	64.1	41.7	86.5

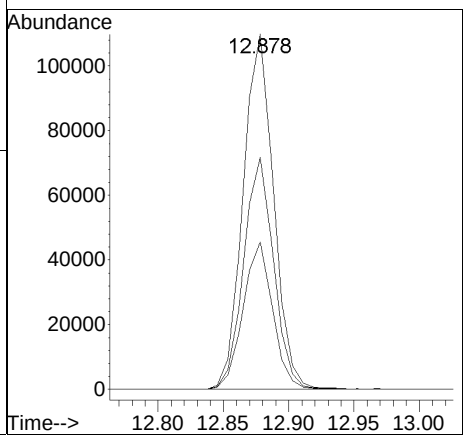

Quantitation Report (QT Reviewed)

Data Path : I:\VOLATILES\Gonzo\2022\220501A\
Data File : VG220501A18.D
Acq On : 1 May 2022 4:25 pm
Operator : GONZO:mv
Sample : WG1633355-6,31,5.0,10,,A2
Misc : WG1633355,ICAL18969
ALS Vial : 18 Sample Multiplier: 1

Quant Time: May 02 08:02:23 2022
Quant Method : I:\VOLATILES\Gonzo\2022\220501A\G_220425N_8260.m
Quant Title : VOLATILES BY GC/MS
QLast Update : Tue Apr 26 12:00:50 2022
Response via : Initial Calibration

CCAL FILE(s) : 1 - I:\VOLATILES\Gonzo\2022\220501A\VG220501A02.D
Sub List : 8260-NYTCL - Megamix plus Diox

Compound	R.T.	QIon	Response	Conc	Units	Dev(Min)
Internal Standards						
1) Fluorobenzene	6.231	96	425029	10.000	ug/L	0.00
Standard Area 1 = 421642			Recovery = 100.80%			
59) Chlorobenzene-d5	9.785	117	330265	10.000	ug/L	0.00
Standard Area 1 = 332906			Recovery = 99.21%			
79) 1,4-Dichlorobenzene-d4	12.442	152	198850	10.000	ug/L	0.00
Standard Area 1 = 197122			Recovery = 100.88%			
System Monitoring Compounds						
36) Dibromofluoromethane	5.418	113	112165	9.959	ug/L	0.00
Spiked Amount 10.000	Range 70 - 130		Recovery = 99.59%			
43) 1,2-Dichloroethane-d4	5.950	65	146180	10.981	ug/L	0.00
Spiked Amount 10.000	Range 70 - 130		Recovery = 109.81%			
60) Toluene-d8	7.930	98	424898	10.270	ug/L	0.00
Spiked Amount 10.000	Range 70 - 130		Recovery = 102.70%			
83) 4-Bromofluorobenzene	11.250	95	165426	9.886	ug/L	0.00
Spiked Amount 10.000	Range 70 - 130		Recovery = 98.86%			
Target Compounds						Qvalue
4) Vinyl chloride	2.022	62	265247	33.292	ug/L	98
10) 1,1-Dichloroethene	3.123	96	71139	11.003	ug/L	84
15) Methylene chloride	3.701	84	77852	10.834	ug/L #	75
17) Acetone	3.739	43	24664	10.125	ug/L	98
18) trans-1,2-Dichloroethene	3.853	96	77286	11.098	ug/L	88
20) Methyl tert-butyl ether	3.936	73	186589	10.205	ug/L	89
23) 1,1-Dichloroethane	4.445	63	154181	11.231	ug/L	99
28) cis-1,2-Dichloroethene	4.970	96	875041	108.342	ug/L	86
32) Chloroform	5.235	83	143443	10.577	ug/L	96
34) Carbon tetrachloride	5.372	117	110439	11.076	ug/L	98
37) 1,1,1-Trichloroethane	5.441	97	130620	11.396	ug/L	96
39) 2-Butanone	5.532	43	32865	9.180	ug/L #	79
41) Benzene	5.805	78	334388	11.177	ug/L	95
44) 1,2-Dichloroethane	6.018	62	111499	10.967	ug/L	97
48) Trichloroethene	6.405	95	112732	13.811	ug/L	95
57) 1,4-Dioxane	7.242	88	38267	464.869	ug/L #	83
61) Toluene	7.987	92	201029	10.827	ug/L	97
63) Tetrachloroethene	8.438	166	194330	23.708	ug/L	96
73) Chlorobenzene	9.810	112	218677	10.528	ug/L	96
74) Ethylbenzene	9.843	91	395590	10.570	ug/L	99

Data Path : I:\VOLATILES\Gonzo\2022\220501A\
Data File : VG220501A18.D
Acq On : 1 May 2022 4:25 pm
Operator : GONZO:mv
Sample : WG1633355-6,31,5.0,10,,A2
Misc : WG1633355,ICAL18969
ALS Vial : 18 Sample Multiplier: 1

Quant Time: May 02 08:02:23 2022
Quant Method : I:\VOLATILES\Gonzo\2022\220501A\G_220425N_8260.m
Quant Title : VOLATILES BY GC/MS
QLast Update : Tue Apr 26 12:00:50 2022
Response via : Initial Calibration

CCAL FILE(s) : 1 - I:\VOLATILES\Gonzo\2022\220501A\VG220501A02.D
Sub List : 8260-NYTCL - Megamix plus Diox

Compound	R.T.	QIon	Response	Conc	Units	Dev(Min)
76) p/m Xylene	10.024	106	305988	21.127	ug/L	95
77) o Xylene	10.559	106	296115	20.697	ug/L	96
85) n-Propylbenzene	11.398	91	495049	10.395	ug/L	97
90) 1,3,5-Trimethylbenzene	11.611	105	345133	10.102	ug/L	97
94) tert-Butylbenzene	11.949	119	297901	10.163	ug/L	98
97) 1,2,4-Trimethylbenzene	12.031	105	323177	9.888	ug/L	99
98) sec-Butylbenzene	12.138	105	464190	10.314	ug/L	97
100) 1,3-Dichlorobenzene	12.368	146	188603	10.250	ug/L	99
101) 1,4-Dichlorobenzene	12.459	146	192111	10.333	ug/L	98
103) n-Butylbenzene	12.714	91	335078	10.206	ug/L	97
104) 1,2-Dichlorobenzene	12.878	146	177603	10.329	ug/L	99

(#) = qualifier out of range (m) = manual integration (+) = signals summed

Quantitation Report (QT Reviewed)

Data Path : I:\VOLATILES\Gonzo\2022\220501A\
Data File : VG220501A18.D
Acq On : 1 May 2022 4:25 pm
Operator : GONZO:mv
Sample : WG1633355-6,31,5.0,10,,A2
Misc : WG1633355,ICAL18969
ALS Vial : 18 Sample Multiplier: 1

Quant Time: May 02 08:02:23 2022
Quant Method : I:\VOLATILES\Gonzo\2022\220501A\G_220425N_8260.m
Quant Title : VOLATILES BY GC/MS
QLast Update : Tue Apr 26 12:00:50 2022
Response via : Initial Calibration

Sub List : 8260-NYTCL - Megamix plus Diox0501A\VG220501A02.D•

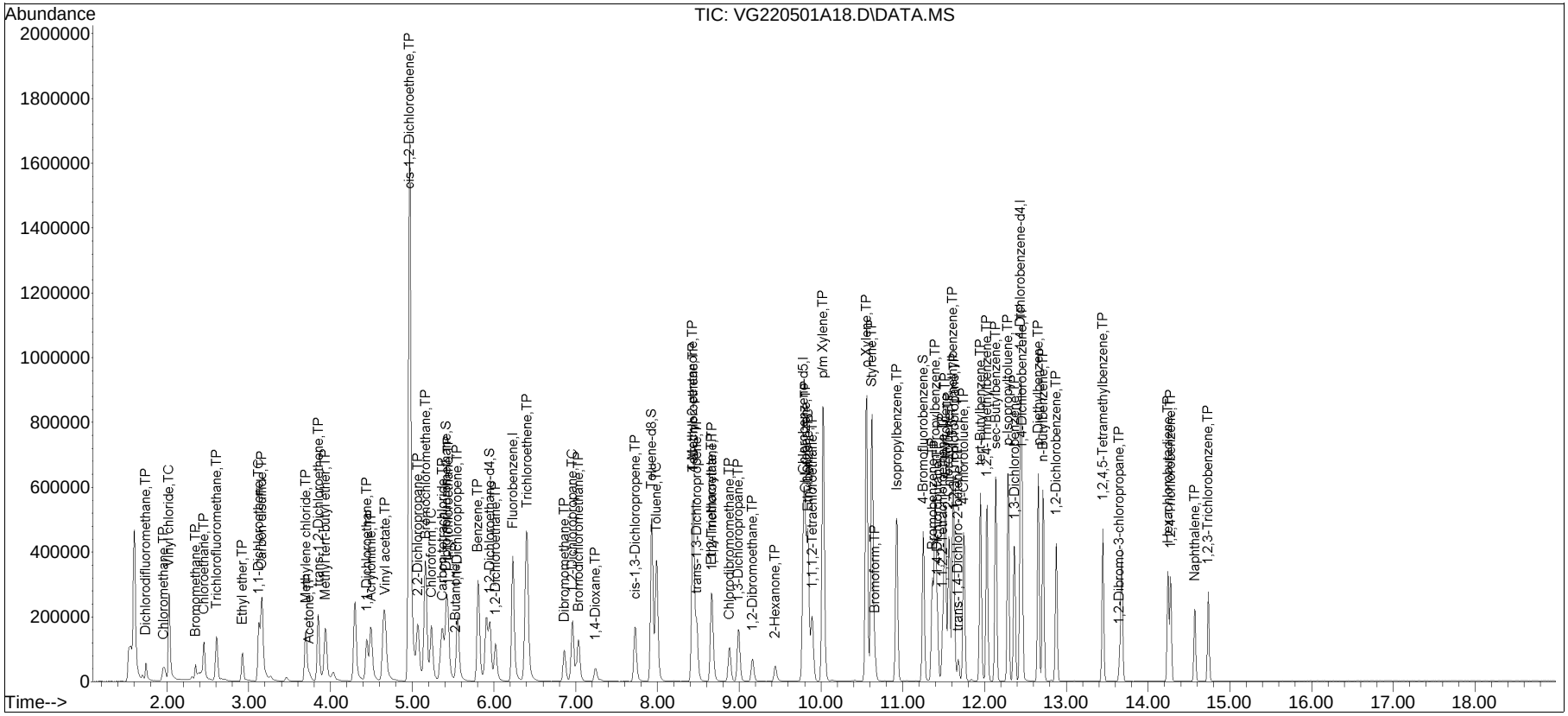

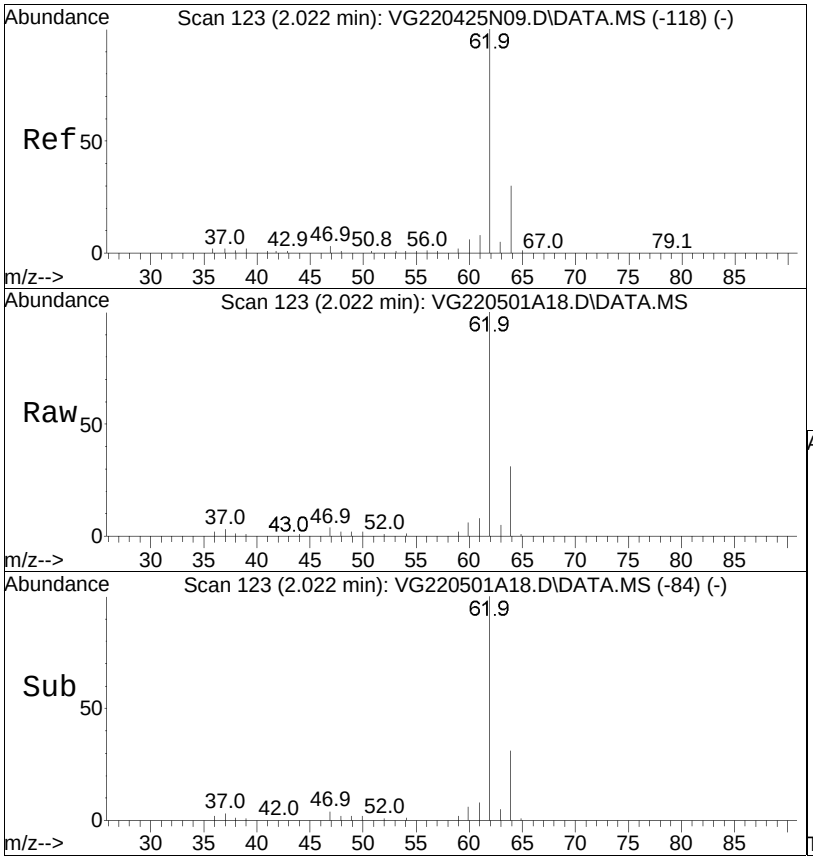

#4
Vinyl chloride
Concen: 33.29 ug/L
RT: 2.022 min Scan# 123
Delta R.T. -0.000 min
Lab File: VG220501A18.D
Acq: 1 May 2022 4:25 pm

Tgt Ion: 62 Resp: 265247

Ion	Ratio	Lower	Upper
62	100		
64	29.9	11.3	51.3

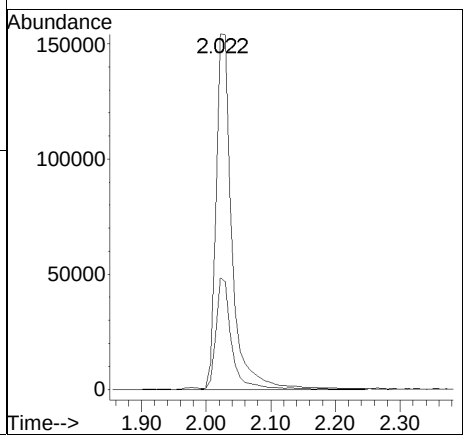

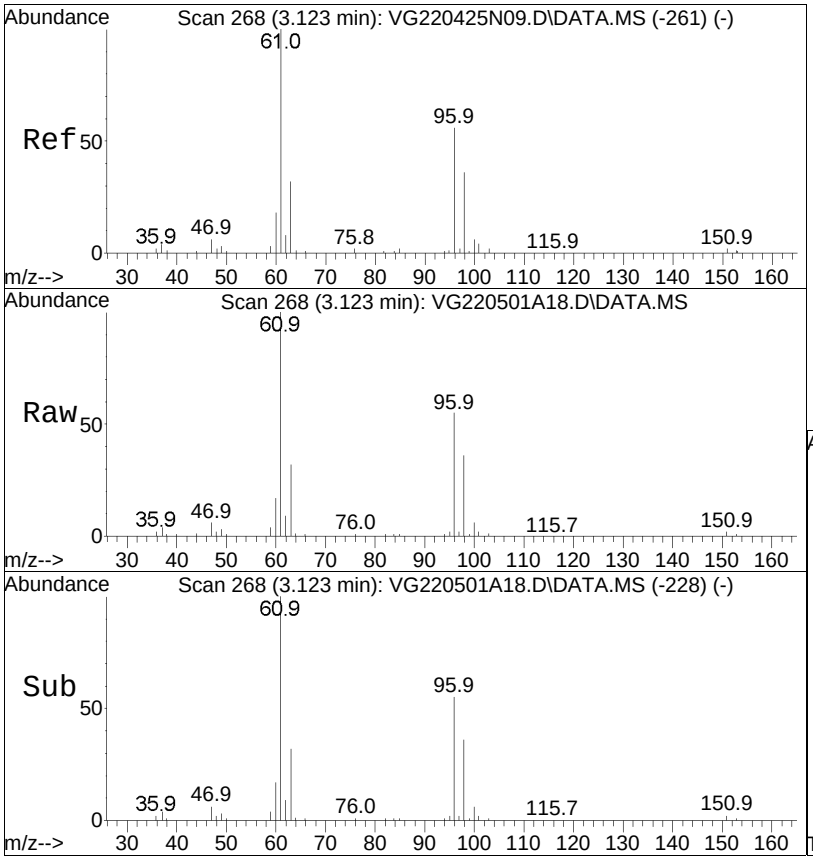

#10
1,1-Dichloroethene
Concen: 11.00 ug/L
RT: 3.123 min Scan# 268
Delta R.T. 0.000 min
Lab File: VG220501A18.D
Acq: 1 May 2022 4:25 pm

Tgt Ion: 96 Resp: 71139

Ion	Ratio	Lower	Upper
96	100		
61	181.1	124.2	186.4
63	51.6	40.0	60.0

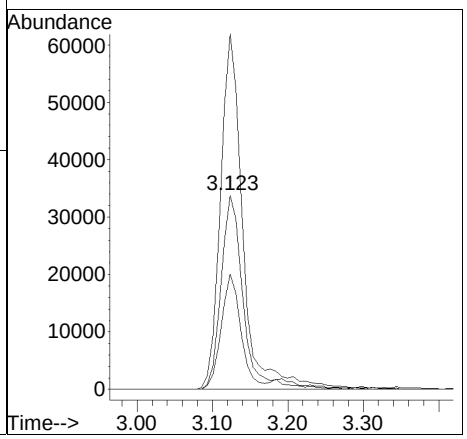

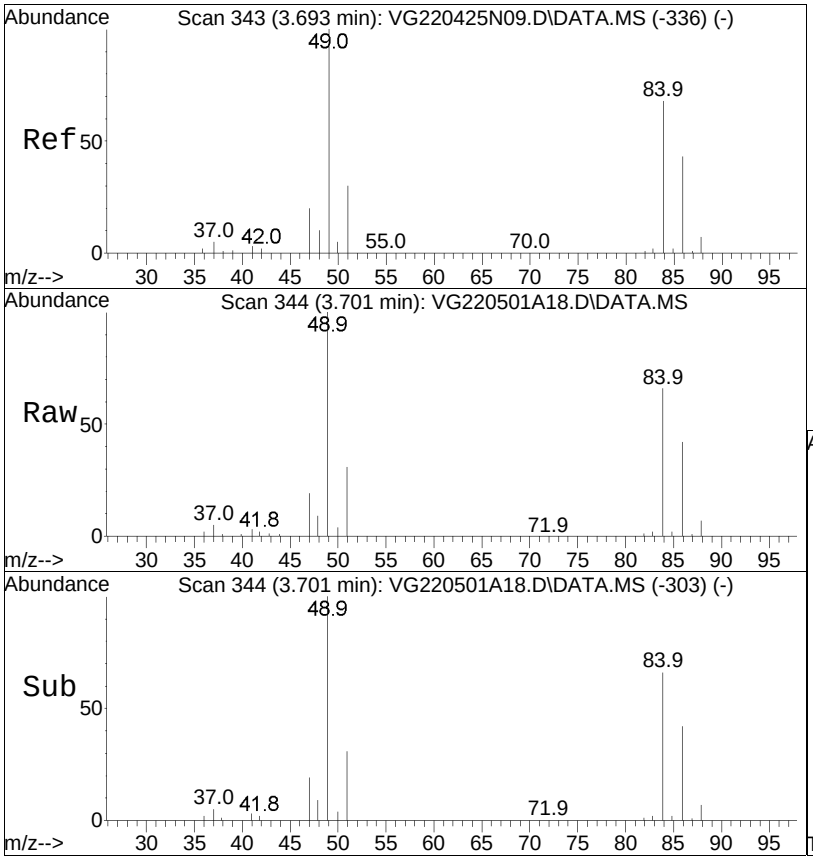

#15
Methylene chloride
Concen: 10.83 ug/L
RT: 3.701 min Scan# 344
Delta R.T. 0.008 min
Lab File: VG220501A18.D
Acq: 1 May 2022 4:25 pm

Tgt Ion: 84 Resp: 77852

Ion	Ratio	Lower	Upper
84	100		
86	64.8	41.1	85.5
49	158.7	76.2	158.2#

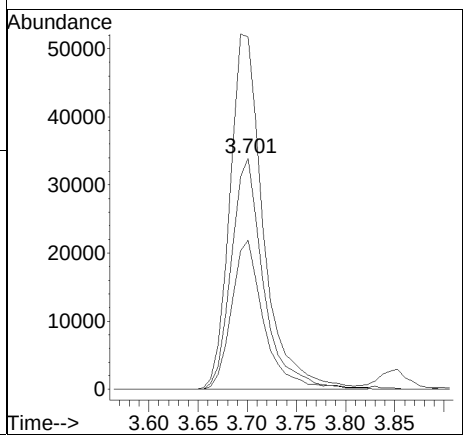

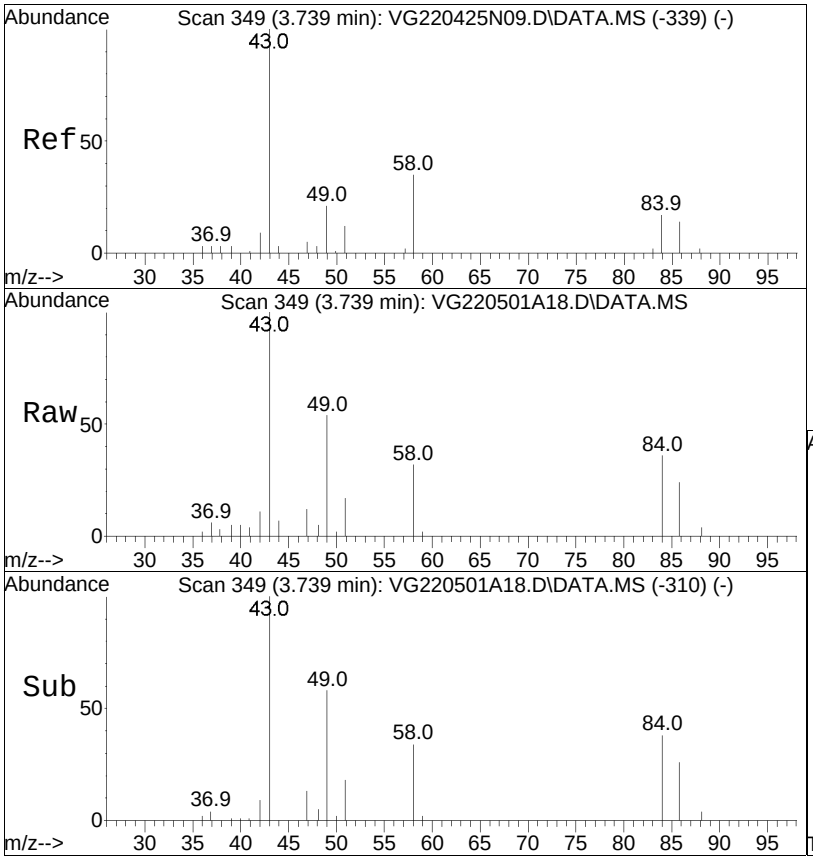

#17
Acetone
Concen: 10.13 ug/L
RT: 3.739 min Scan# 349
Delta R.T. -0.000 min
Lab File: VG220501A18.D
Acq: 1 May 2022 4:25 pm

Tgt Ion: 43 Resp: 24664

Ion	Ratio	Lower	Upper
43	100		
58	26.9	22.2	33.4

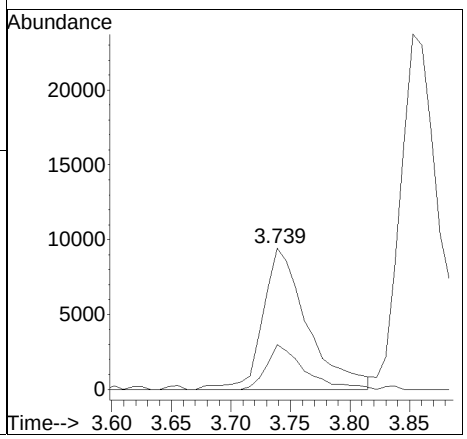

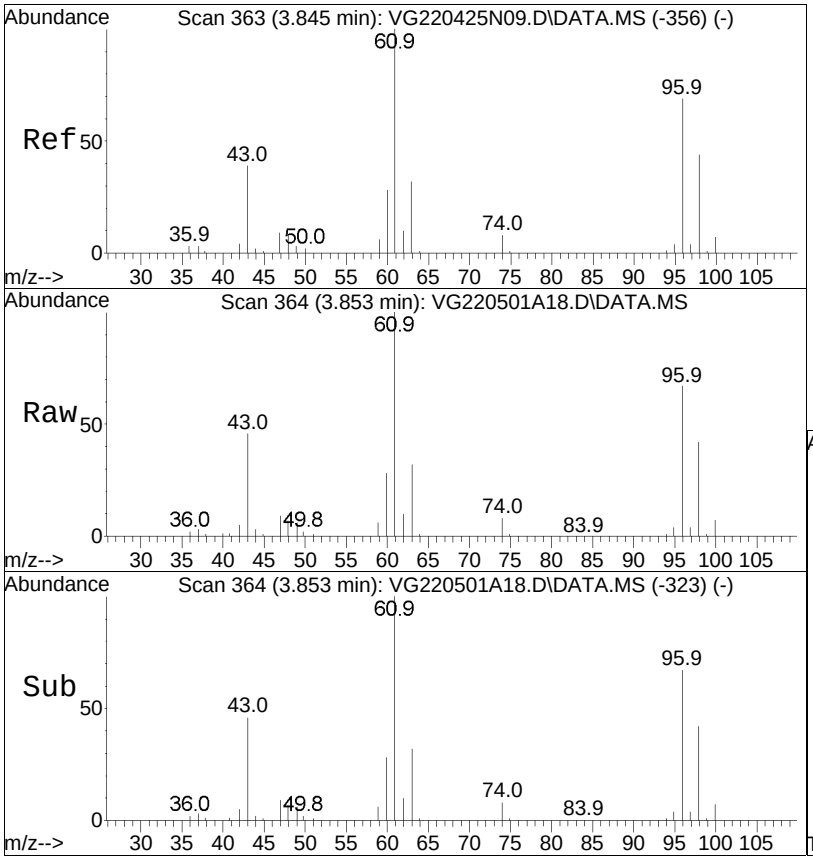

#18
trans-1,2-Dichloroethene
Concen: 11.10 ug/L
RT: 3.853 min Scan# 364
Delta R.T. 0.008 min
Lab File: VG220501A18.D
Acq: 1 May 2022 4:25 pm

Tgt Ion: 96 Resp: 77286

Ion	Ratio	Lower	Upper
96	100		
61	151.8	85.7	178.1
98	62.6	40.2	83.4
63	50.4	28.0	58.2

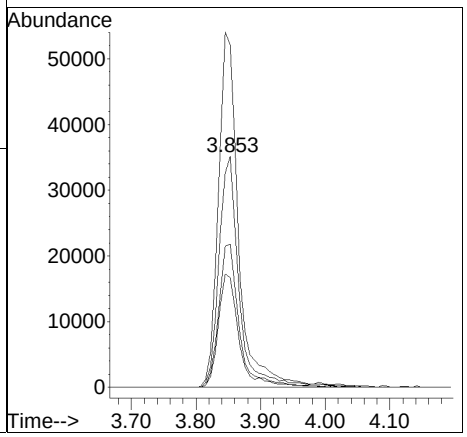

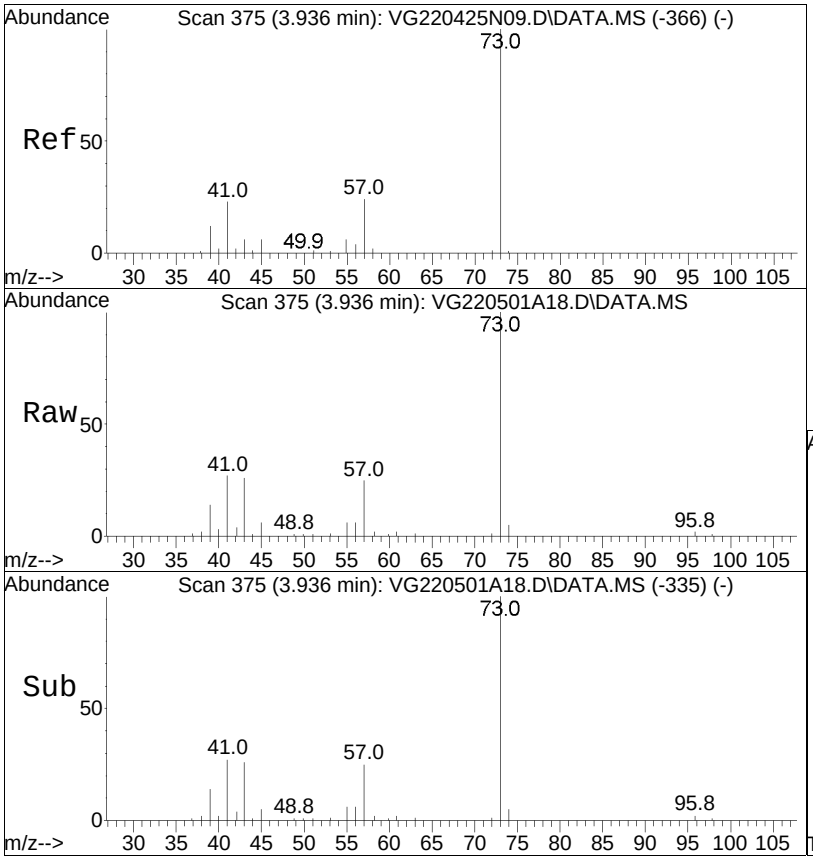

#20
Methyl tert-butyl ether
Concen: 10.21 ug/L
RT: 3.936 min Scan# 375
Delta R.T. 0.000 min
Lab File: VG220501A18.D
Acq: 1 May 2022 4:25 pm

Tgt Ion: 73 Resp: 186589

Ion	Ratio	Lower	Upper
73	100		
57	23.1	12.5	26.1
43	25.4	13.0	27.0
41	25.5	12.5	26.1

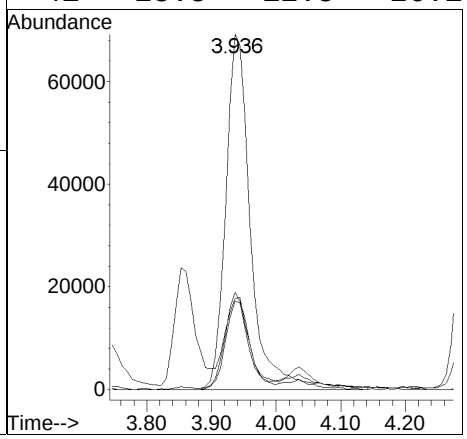

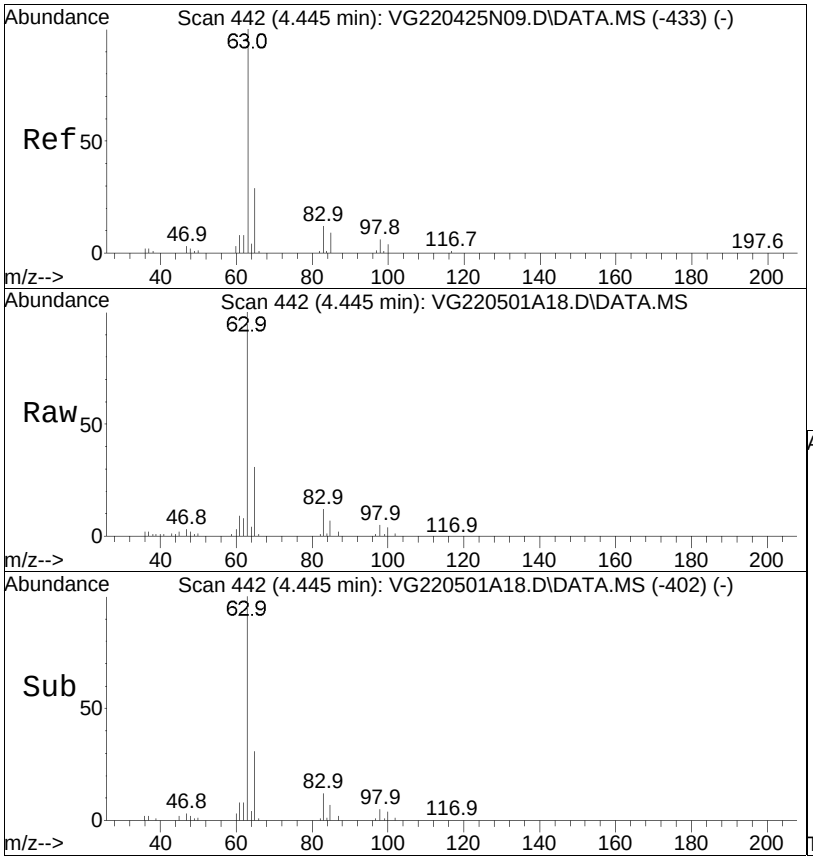

#23
1,1-Dichloroethane
Concen: 11.23 ug/L
RT: 4.445 min Scan# 442
Delta R.T. 0.000 min
Lab File: VG220501A18.D
Acq: 1 May 2022 4:25 pm

Tgt Ion: 63 Resp: 154181

Ion	Ratio	Lower	Upper
63	100		
65	30.3	10.4	50.4
83	12.7	0.0	33.2

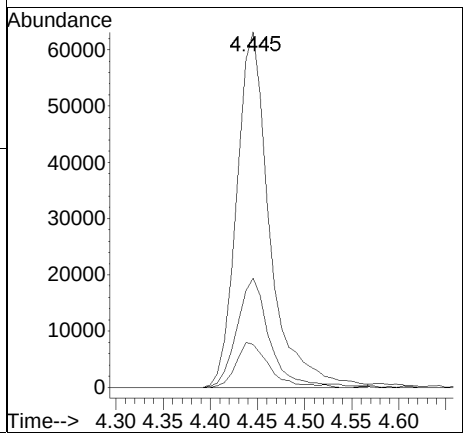

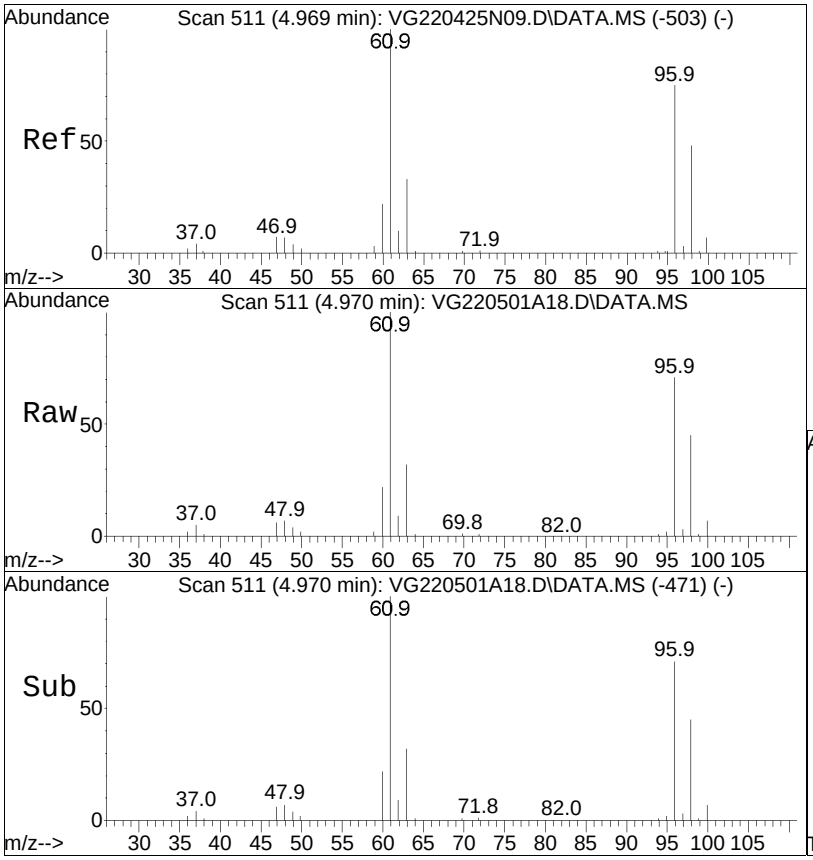

#28
cis-1,2-Dichloroethene
Concen: 108.34 ug/L
RT: 4.970 min Scan# 511
Delta R.T. 0.001 min
Lab File: VG220501A18.D
Acq: 1 May 2022 4:25 pm

Tgt Ion: 96 Resp: 875041

Ion	Ratio	Lower	Upper
96	100		
61	144.2	96.6	144.8
98	64.4	51.3	76.9

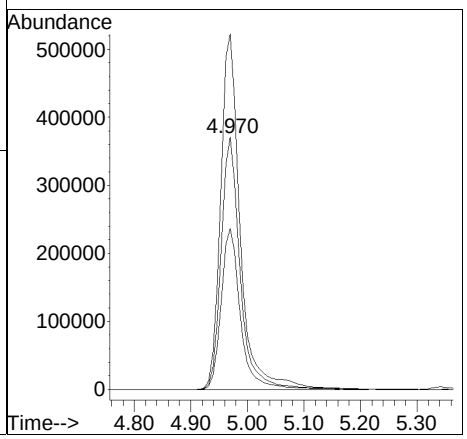

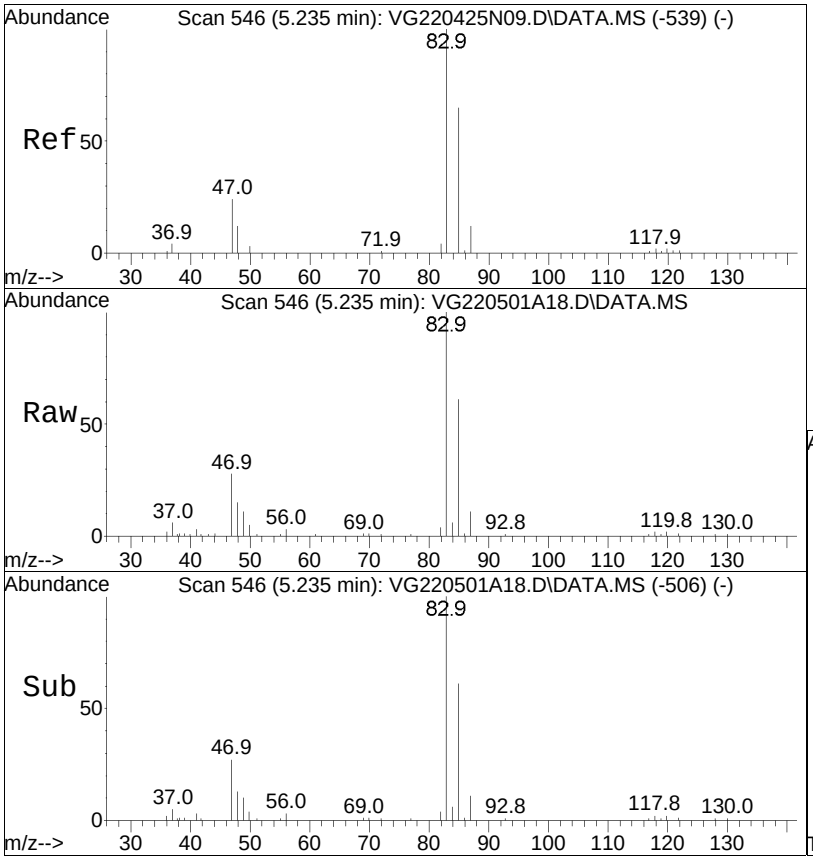

#32
Chloroform
Concen: 10.58 ug/L
RT: 5.235 min Scan# 546
Delta R.T. 0.000 min
Lab File: VG220501A18.D
Acq: 1 May 2022 4:25 pm

Tgt Ion: 83 Resp: 143443

Ion	Ratio	Lower	Upper
83	100		
85	64.5	41.4	86.0
47	29.3	15.1	31.3
48	14.7	7.7	16.1

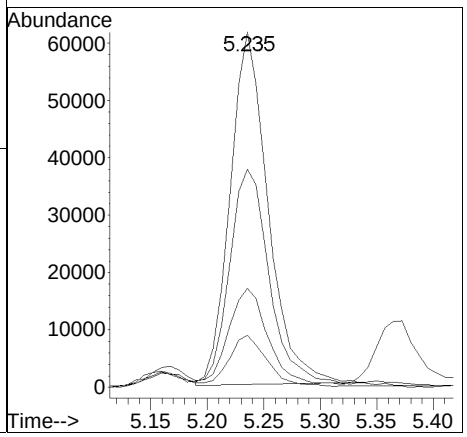

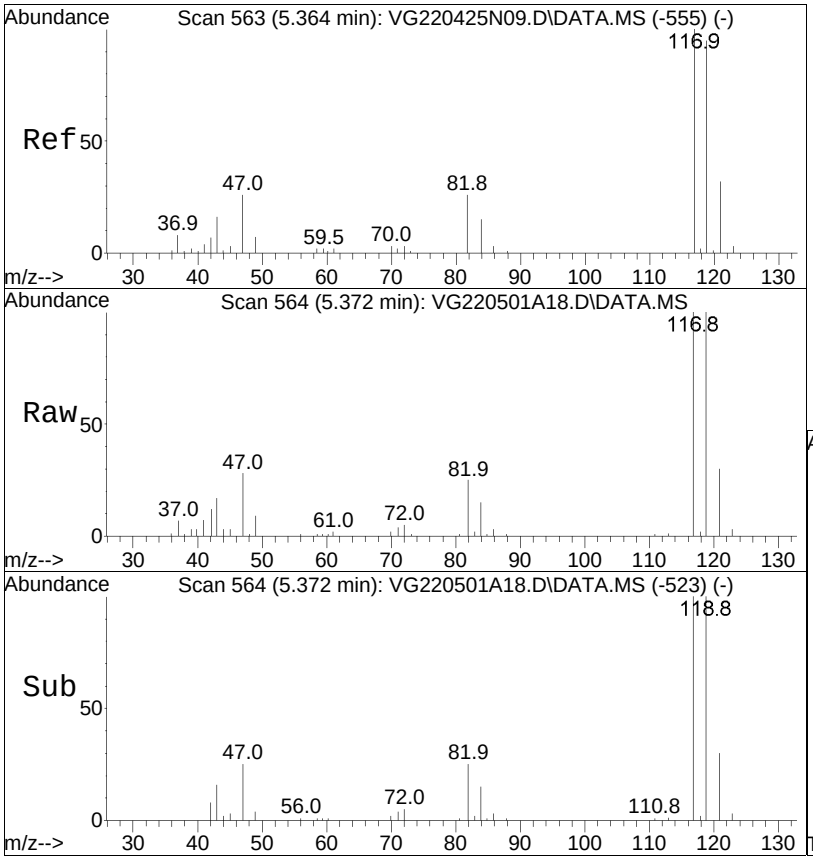

#34
Carbon tetrachloride
Concen: 11.08 ug/L
RT: 5.372 min Scan# 564
Delta R.T. 0.008 min
Lab File: VG220501A18.D
Acq: 1 May 2022 4:25 pm

Tgt Ion:117 Resp: 110439

Ion	Ratio	Lower	Upper
117	100		
119	99.2	63.2	131.2
121	31.0	20.4	42.4
82	25.3	15.4	32.0

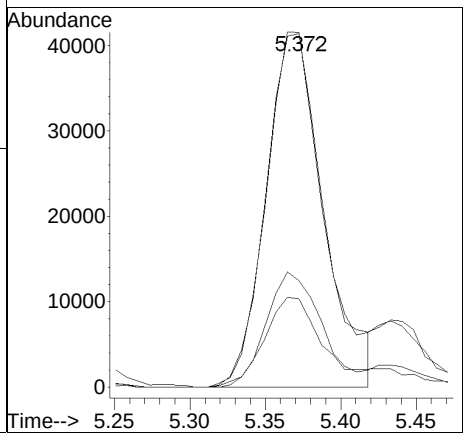

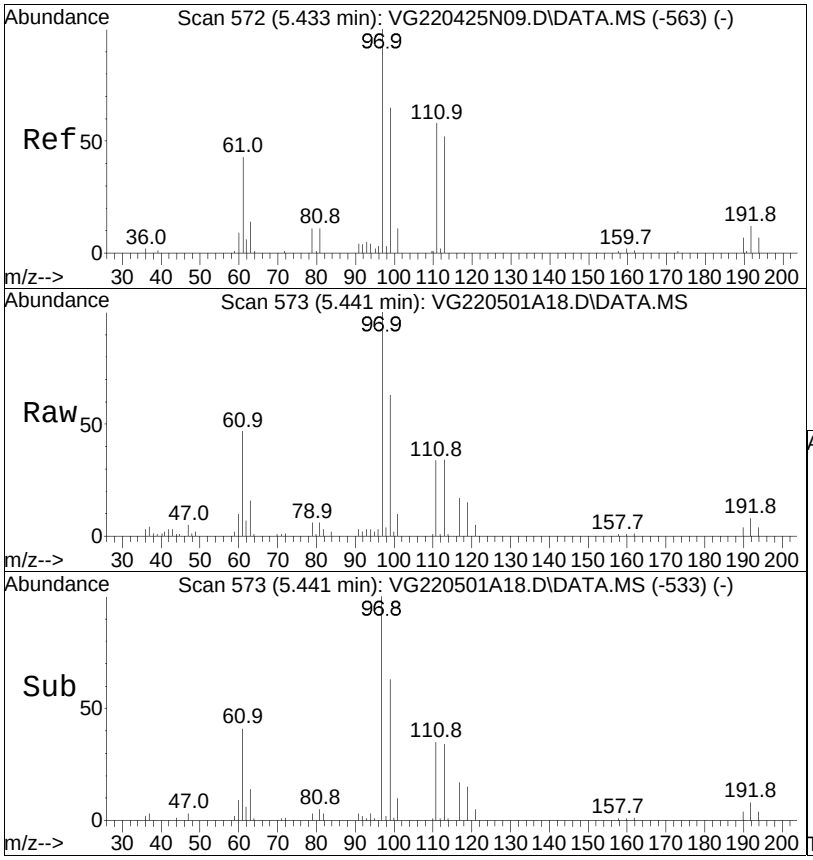

#37
1,1,1-Trichloroethane
Concen: 11.40 ug/L
RT: 5.441 min Scan# 573
Delta R.T. 0.008 min
Lab File: VG220501A18.D
Acq: 1 May 2022 4:25 pm

Tgt Ion: 97 Resp: 130620

Ion	Ratio	Lower	Upper
97	100		
99	63.2	41.3	85.7
61	46.1	26.0	54.0
63	15.3	8.6	18.0

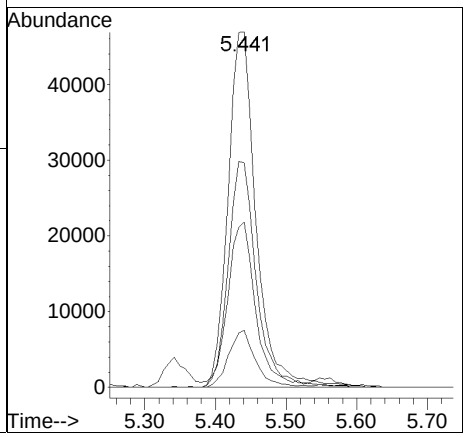

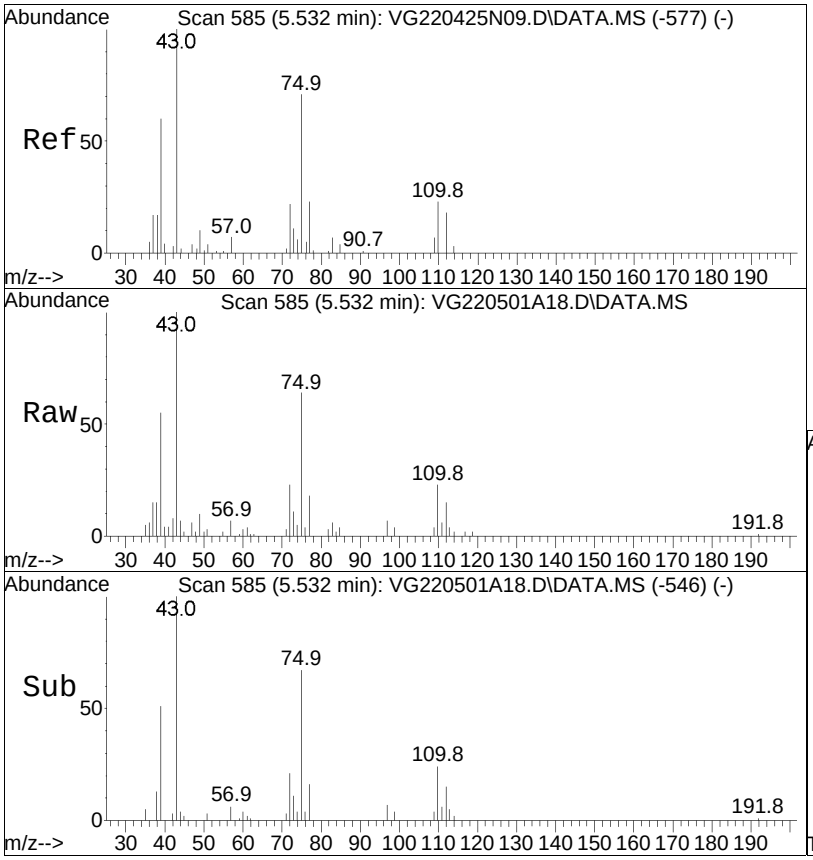

#39
2-Butanone
Concen: 9.18 ug/L
RT: 5.532 min Scan# 585
Delta R.T. -0.000 min
Lab File: VG220501A18.D
Acq: 1 May 2022 4:25 pm

Tgt Ion: 43 Resp: 32865

Ion	Ratio	Lower	Upper
43	100		
72	38.5	42.6	63.8#

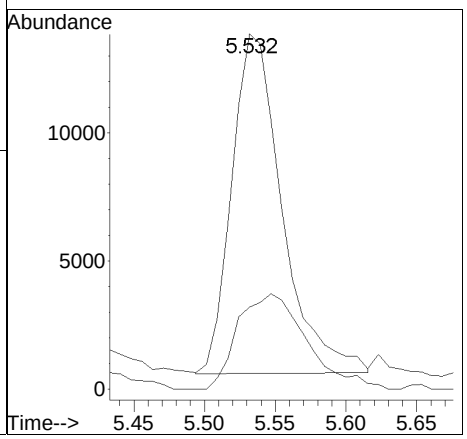

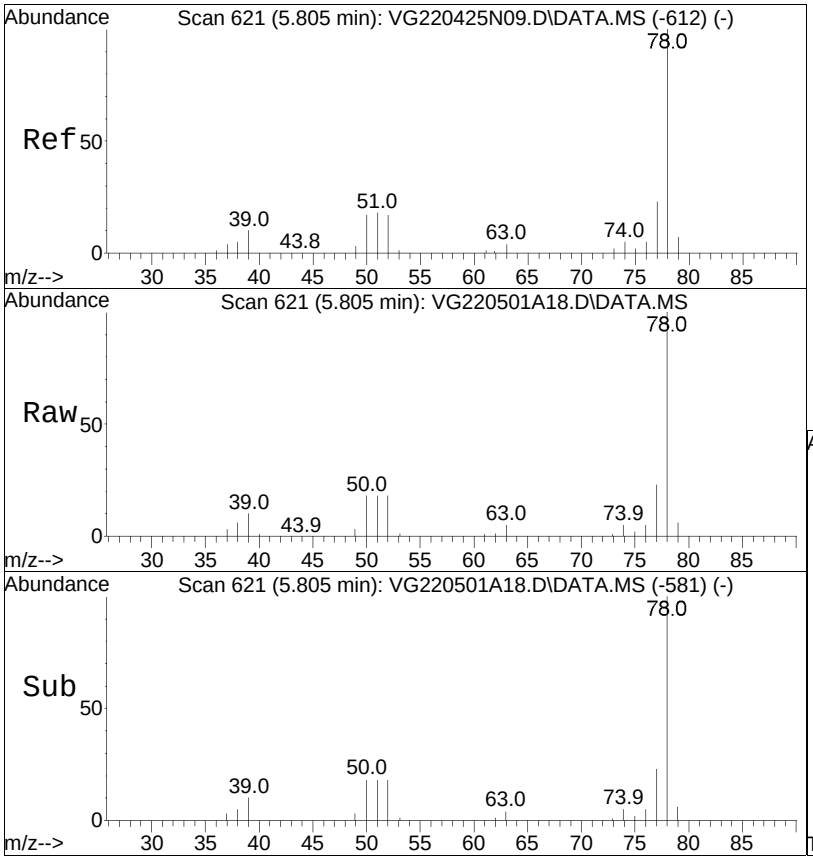

#41
Benzene
Concen: 11.18 ug/L
RT: 5.805 min Scan# 621
Delta R.T. 0.000 min
Lab File: VG220501A18.D
Acq: 1 May 2022 4:25 pm

Tgt Ion: 78 Resp: 334388

Ion	Ratio	Lower	Upper
78	100		
77	23.5	15.5	32.1
51	18.5	9.9	20.7
52	17.5	9.2	19.2

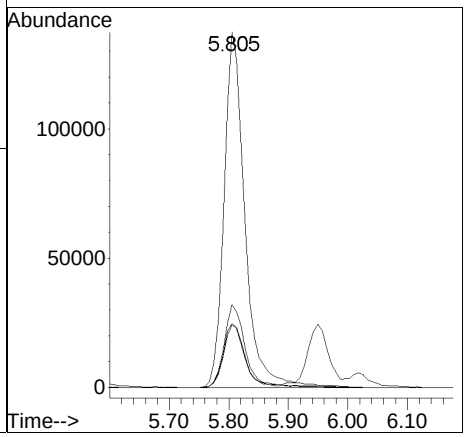

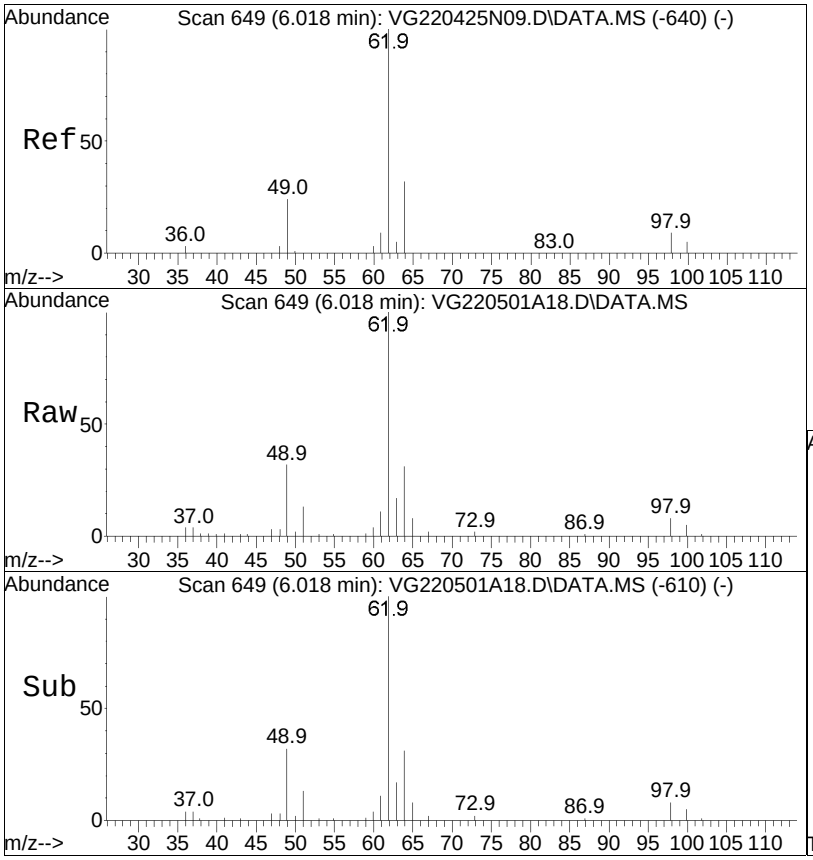

#44
1,2-Dichloroethane
Concen: 10.97 ug/L
RT: 6.018 min Scan# 649
Delta R.T. -0.000 min
Lab File: VG220501A18.D
Acq: 1 May 2022 4:25 pm

Tgt Ion: 62 Resp: 111499

Ion	Ratio	Lower	Upper
62	100		
64	33.6	11.9	51.9
98	8.6	0.0	29.3

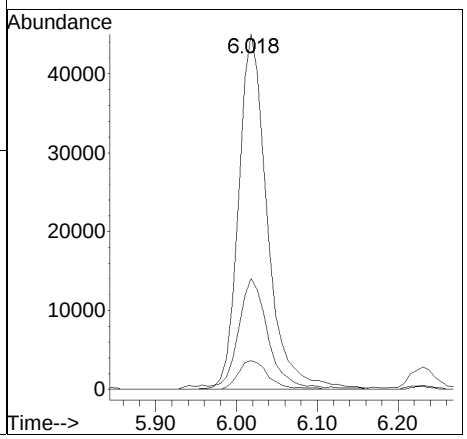

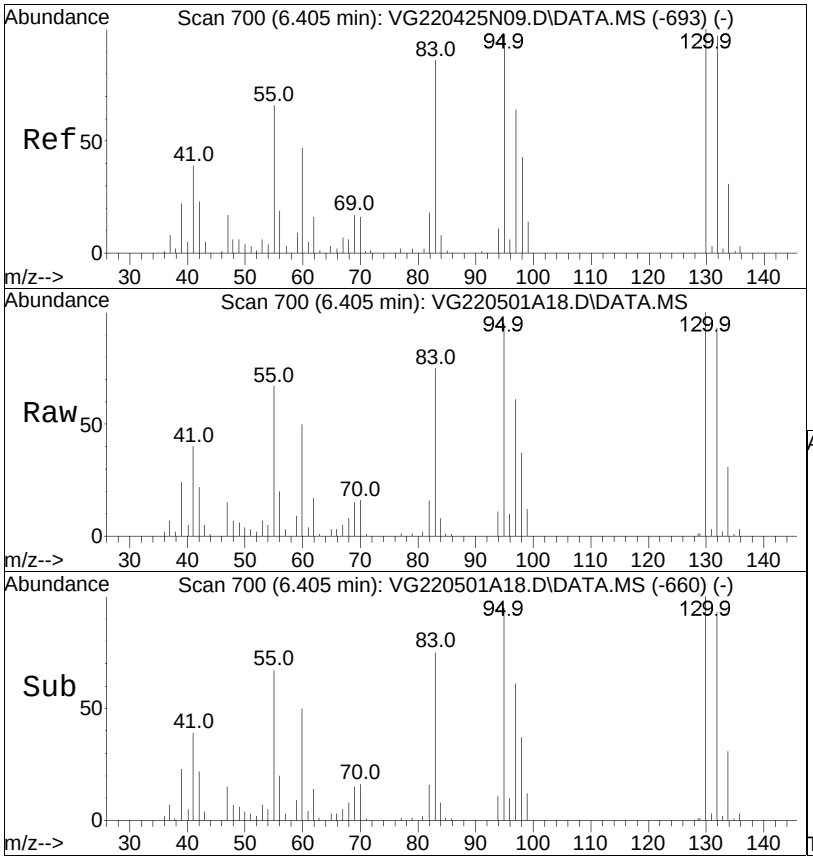

#48
Trichloroethene
Concen: 13.81 ug/L
RT: 6.405 min Scan# 700
Delta R.T. 0.000 min
Lab File: VG220501A18.D
Acq: 1 May 2022 4:25 pm

Tgt Ion: 95 Resp: 112732

Ion	Ratio	Lower	Upper
95	100		
97	63.2	54.0	81.0
130	101.8	85.0	127.4

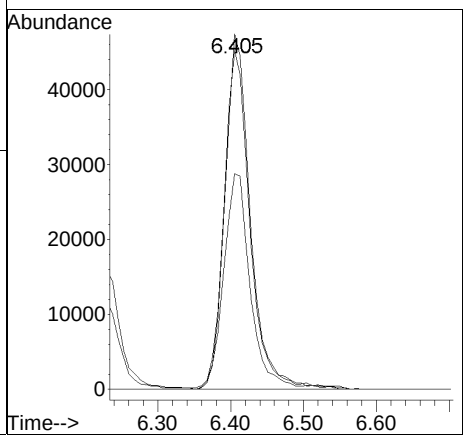

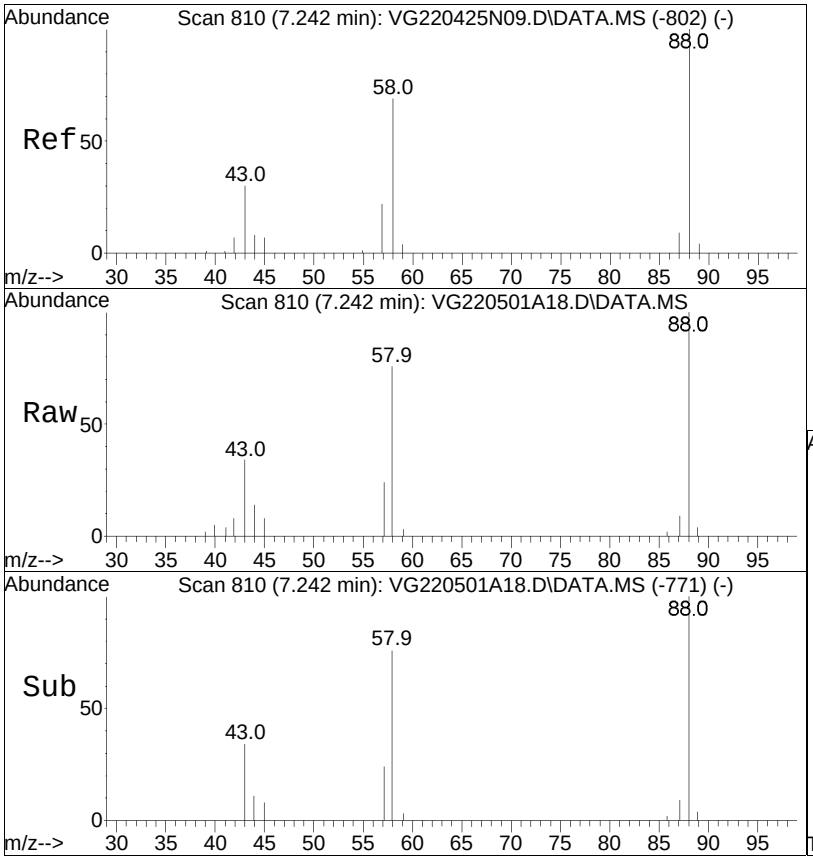

#57
1,4-Dioxane
Concen: 464.87 ug/L
RT: 7.242 min Scan# 810
Delta R.T. -0.000 min
Lab File: VG220501A18.D
Acq: 1 May 2022 4:25 pm

Tgt Ion: 88 Resp: 38267

Ion	Ratio	Lower	Upper
88	100		
58	73.2	48.7	73.1#
43	37.2	22.4	33.6#

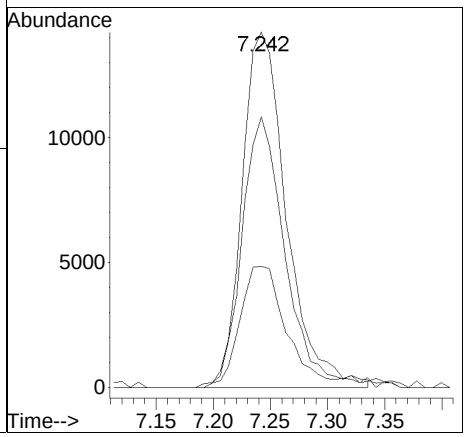

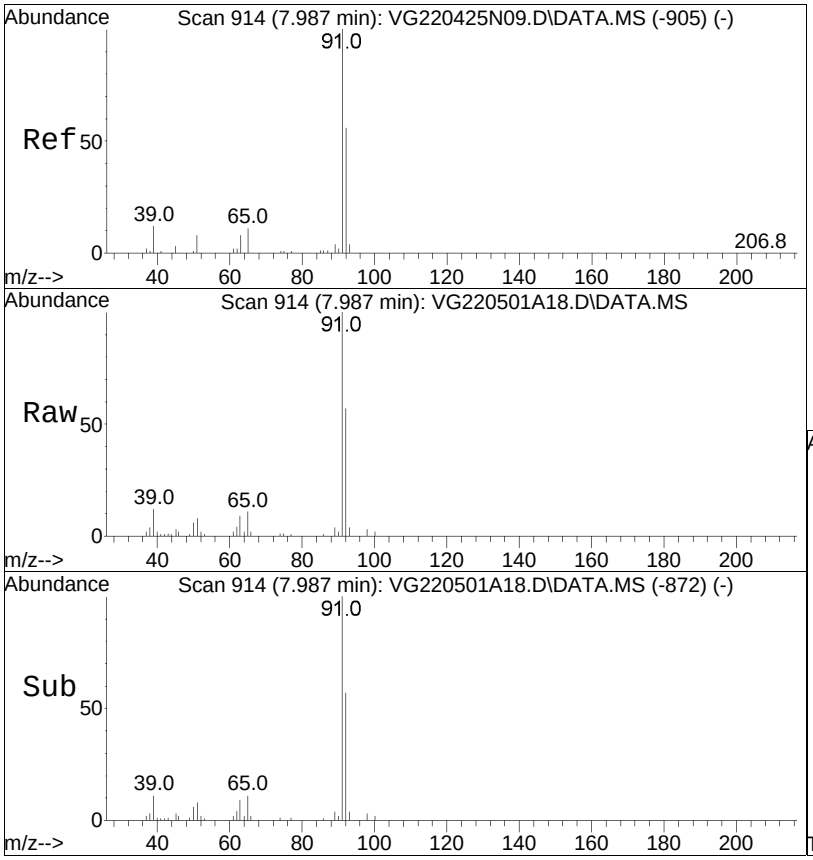

#61
Toluene
Concen: 10.83 ug/L
RT: 7.987 min Scan# 914
Delta R.T. -0.000 min
Lab File: VG220501A18.D
Acq: 1 May 2022 4:25 pm

Tgt Ion: 92 Resp: 201029

Ion	Ratio	Lower	Upper
92	100		
91	173.0	134.8	202.2

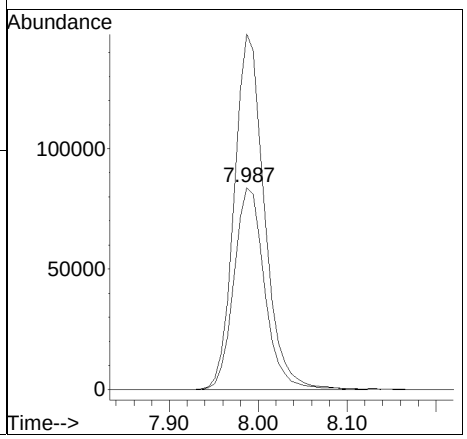

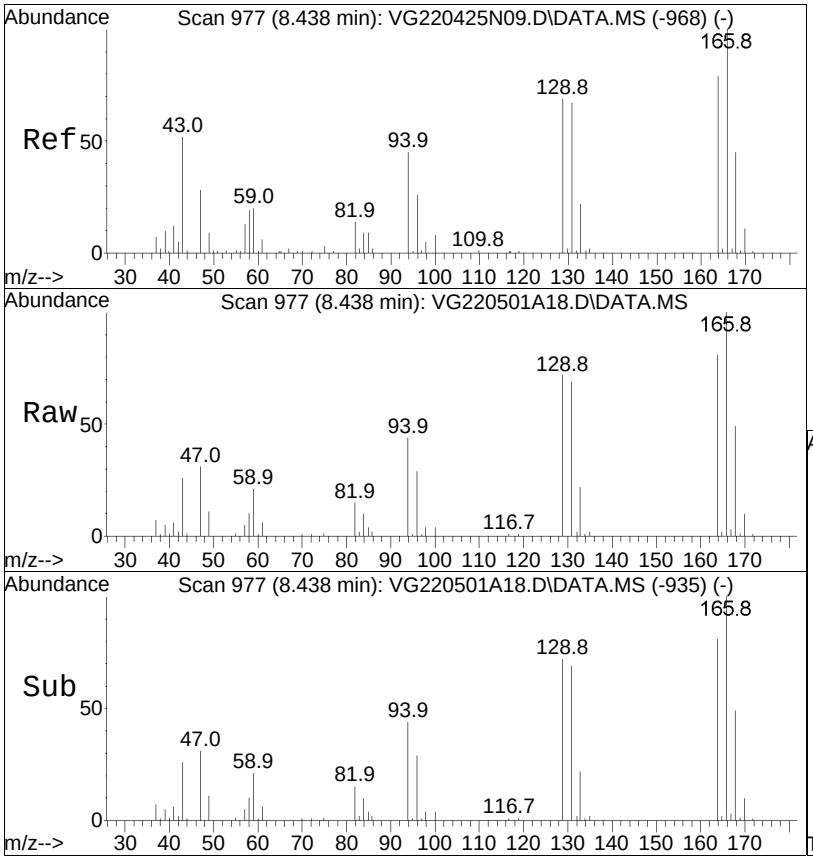

#63
Tetrachloroethene
Concen: 23.71 ug/L
RT: 8.438 min Scan# 977
Delta R.T. 0.000 min
Lab File: VG220501A18.D
Acq: 1 May 2022 4:25 pm

Tgt Ion:166 Resp: 194330

Ion	Ratio	Lower	Upper
166	100		
168	48.5	27.3	67.3
94	45.0	20.5	60.5

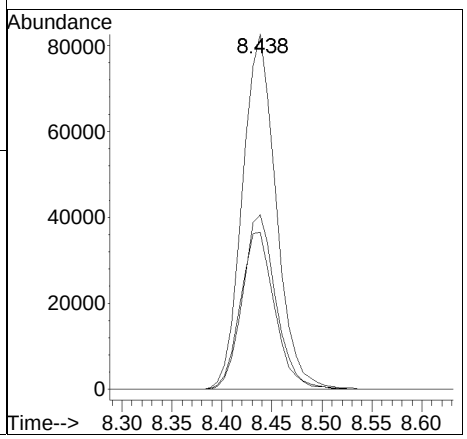

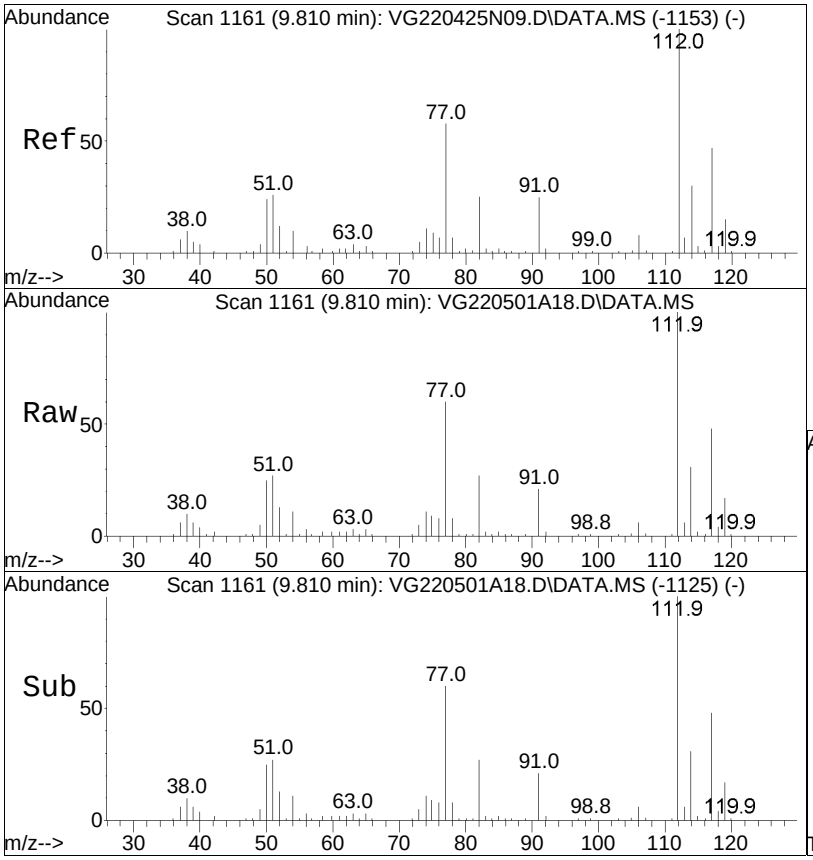

#73
Chlorobenzene
Concen: 10.53 ug/L
RT: 9.810 min Scan# 1161
Delta R.T. -0.000 min
Lab File: VG220501A18.D
Acq: 1 May 2022 4:25 pm

Tgt Ion:112 Resp: 218677

Ion	Ratio	Lower	Upper
112	100		
77	74.9	55.9	83.9
114	32.2	25.4	38.0

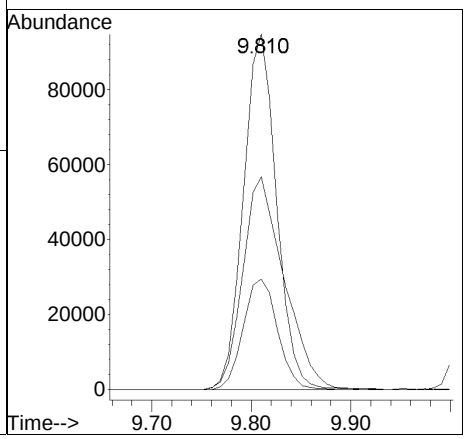



#74
Ethylbenzene
Concen: 10.57 ug/L
RT: 9.843 min Scan# 1165
Delta R.T. 0.008 min
Lab File: VG220501A18.D
Acq: 1 May 2022 4:25 pm

Tgt Ion: 91 Resp: 395590

Ion	Ratio	Lower	Upper
91	100		
106	30.8	25.3	37.9

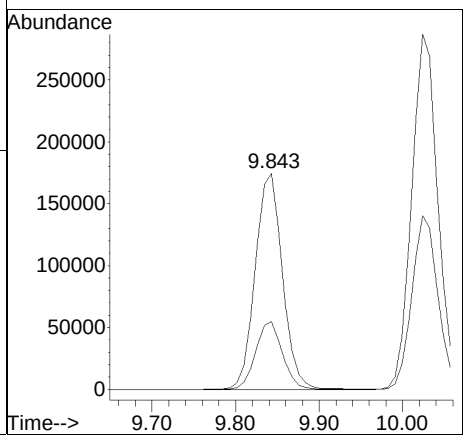

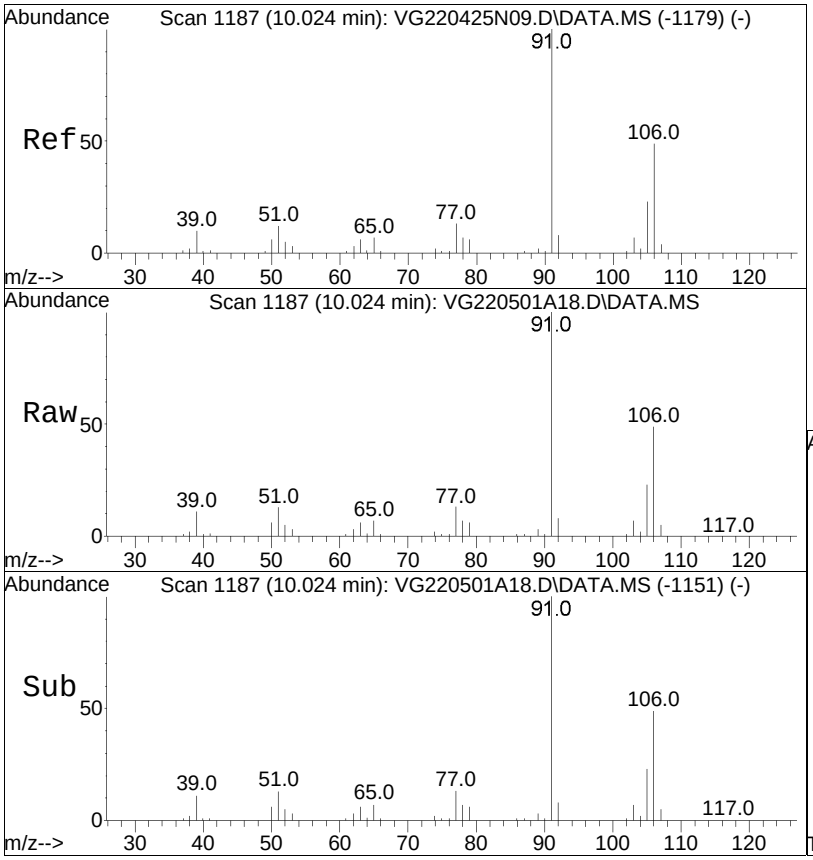

#76
p/m Xylene
Concen: 21.13 ug/L
RT: 10.024 min Scan# 1187
Delta R.T. -0.000 min
Lab File: VG220501A18.D
Acq: 1 May 2022 4:25 pm

Tgt Ion:106 Resp: 305988

Ion	Ratio	Lower	Upper
106	100		
91	204.0	157.1	235.7

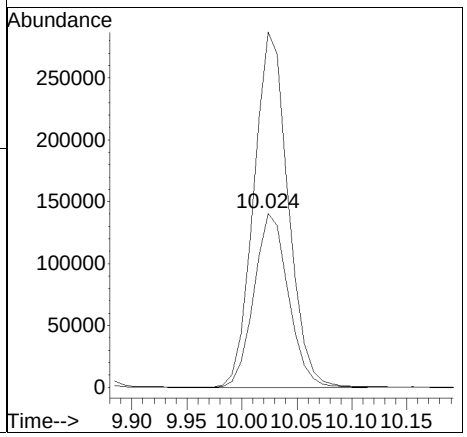

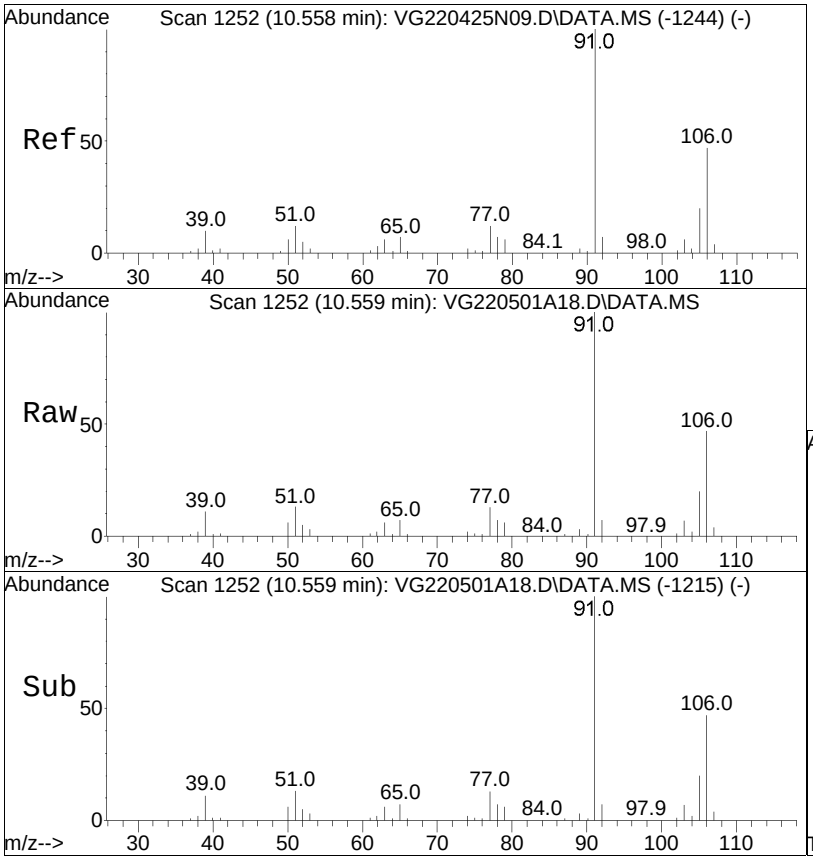

#77
o Xylene
Concen: 20.70 ug/L
RT: 10.559 min Scan# 1252
Delta R.T. 0.001 min
Lab File: VG220501A18.D
Acq: 1 May 2022 4:25 pm

Tgt Ion:106 Resp: 296115

Ion	Ratio	Lower	Upper
106	100		
91	211.8	164.7	247.1

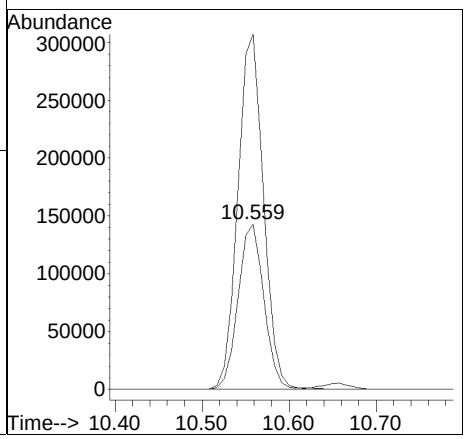

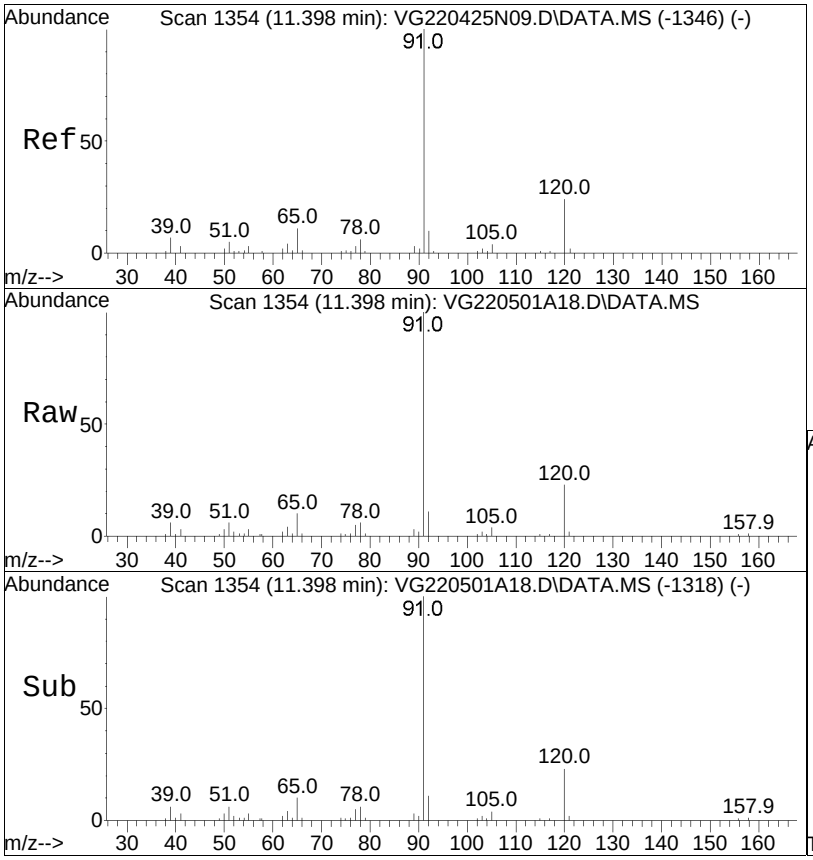

#85
n-Propylbenzene
Concen: 10.40 ug/L
RT: 11.398 min Scan# 1354
Delta R.T. -0.000 min
Lab File: VG220501A18.D
Acq: 1 May 2022 4:25 pm

Tgt Ion: 91 Resp: 495049

Ion	Ratio	Lower	Upper
91	100		
120	22.4	19.0	28.6

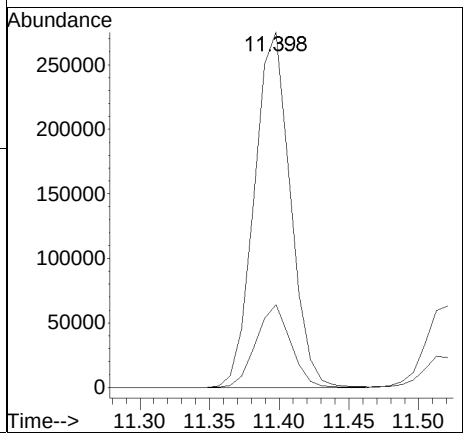

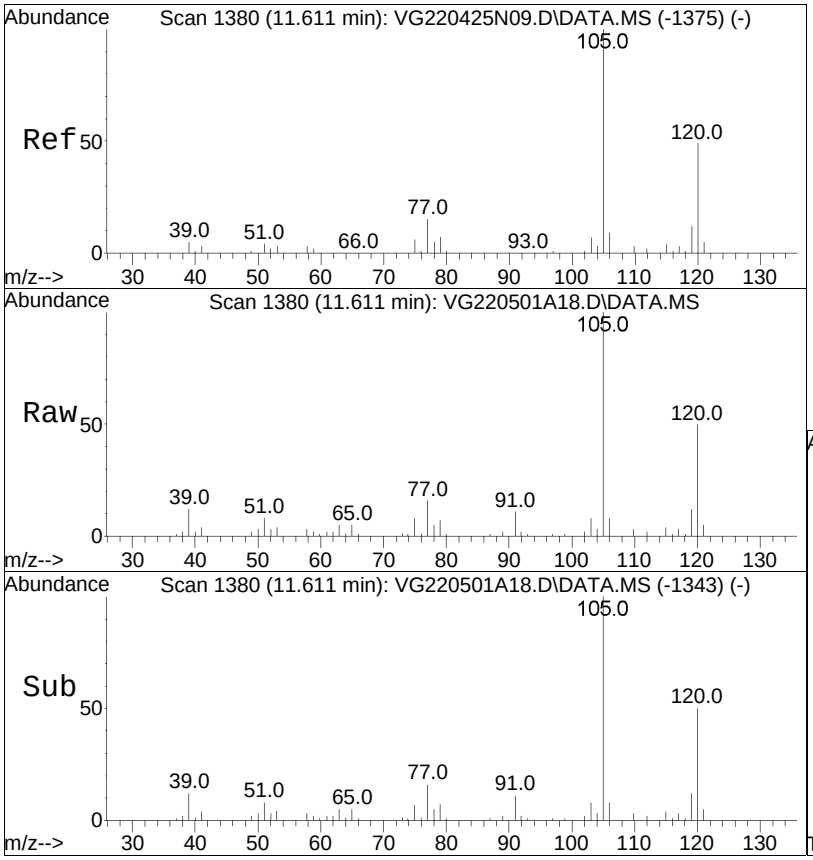

#90
1,3,5-Trimethylbenzene
Concen: 10.10 ug/L
RT: 11.611 min Scan# 1380
Delta R.T. 0.000 min
Lab File: VG220501A18.D
Acq: 1 May 2022 4:25 pm

Tgt Ion:105 Resp: 345133

Ion	Ratio	Lower	Upper
105	100		
120	48.6	40.3	60.5

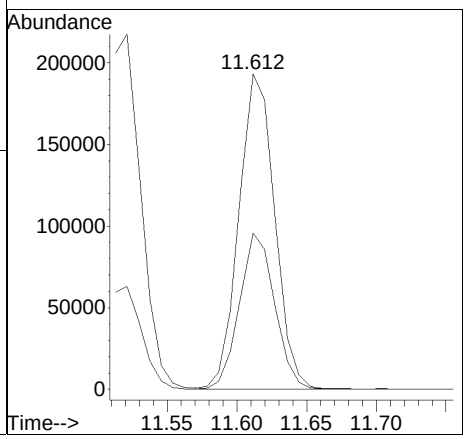

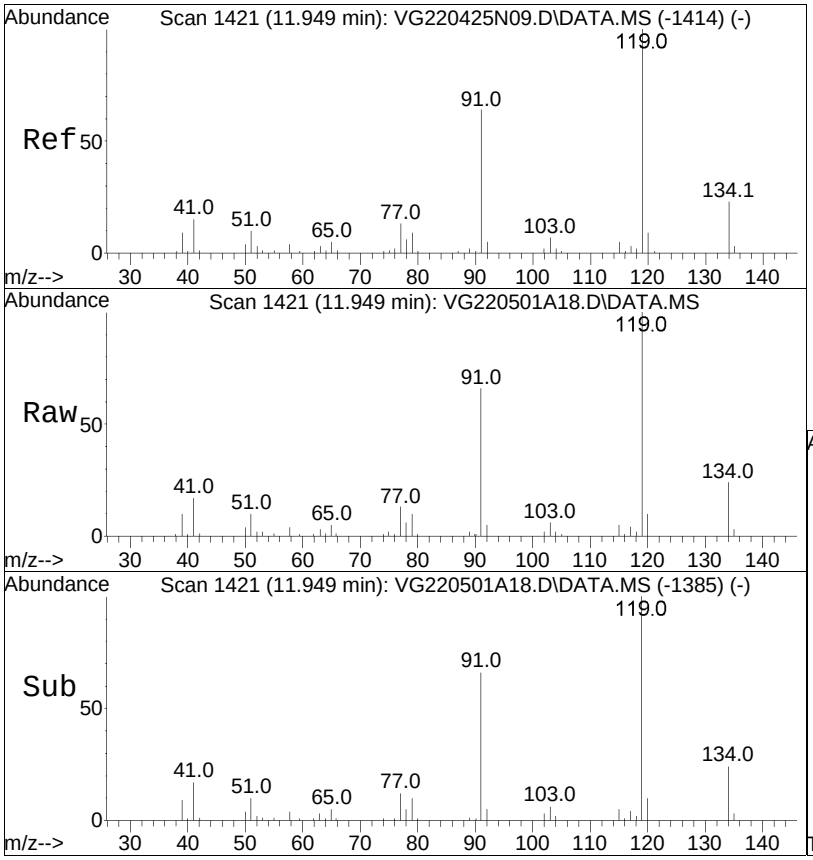

#94
tert-Butylbenzene
Concen: 10.16 ug/L
RT: 11.949 min Scan# 1421
Delta R.T. -0.000 min
Lab File: VG220501A18.D
Acq: 1 May 2022 4:25 pm

Tgt Ion:119 Resp: 297901

Ion	Ratio	Lower	Upper
119	100		
91	65.2	50.8	76.2
134	24.2	20.2	30.4

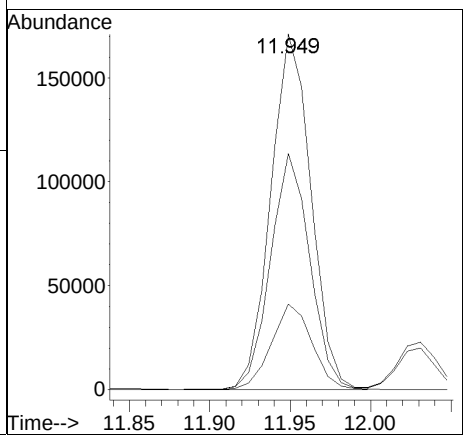

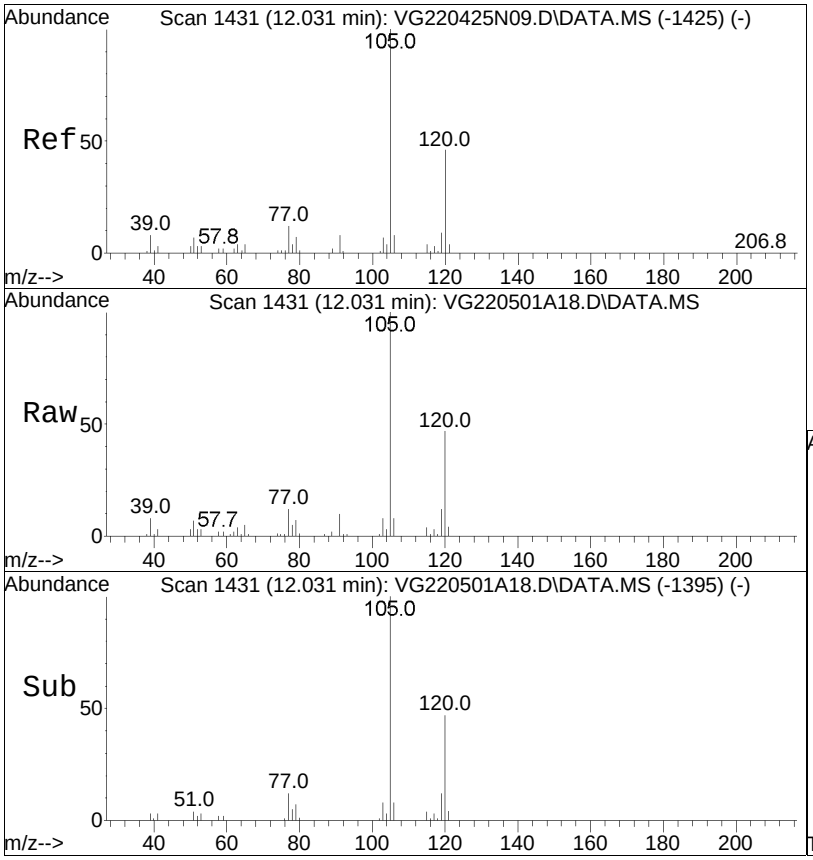

#97
1,2,4-Trimethylbenzene
Concen: 9.89 ug/L
RT: 12.031 min Scan# 1431
Delta R.T. 0.000 min
Lab File: VG220501A18.D
Acq: 1 May 2022 4:25 pm

Tgt Ion:105 Resp: 323177

Ion	Ratio	Lower	Upper
105	100		
120	46.5	37.8	56.6

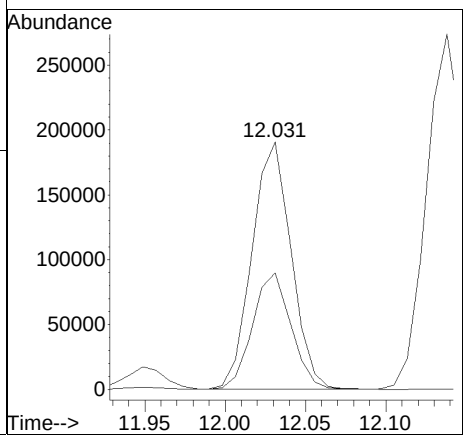

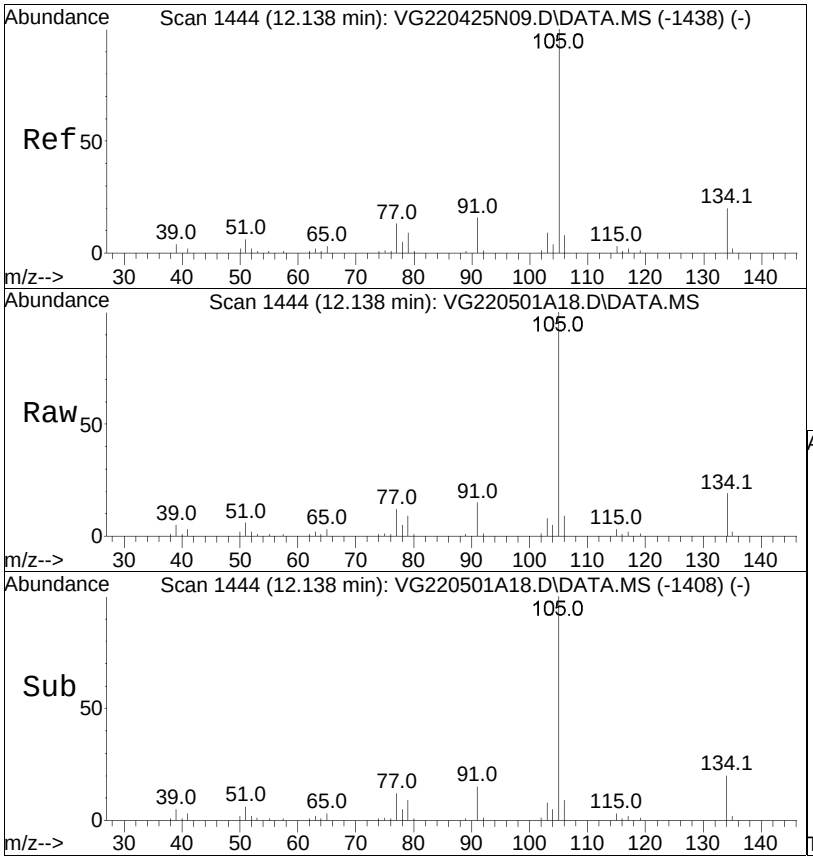

#98
sec-Butylbenzene
Concen: 10.31 ug/L
RT: 12.138 min Scan# 1444
Delta R.T. -0.000 min
Lab File: VG220501A18.D
Acq: 1 May 2022 4:25 pm

Tgt Ion:105 Resp: 464190

Ion	Ratio	Lower	Upper
105	100		
134	19.1	13.3	27.7

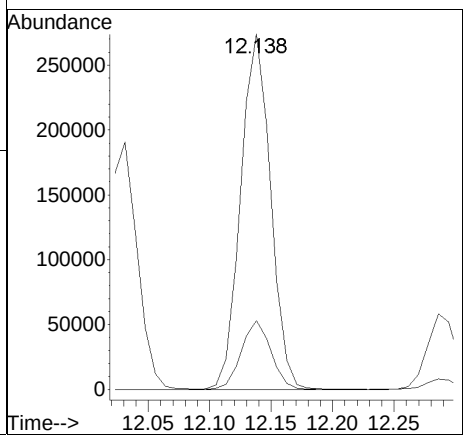

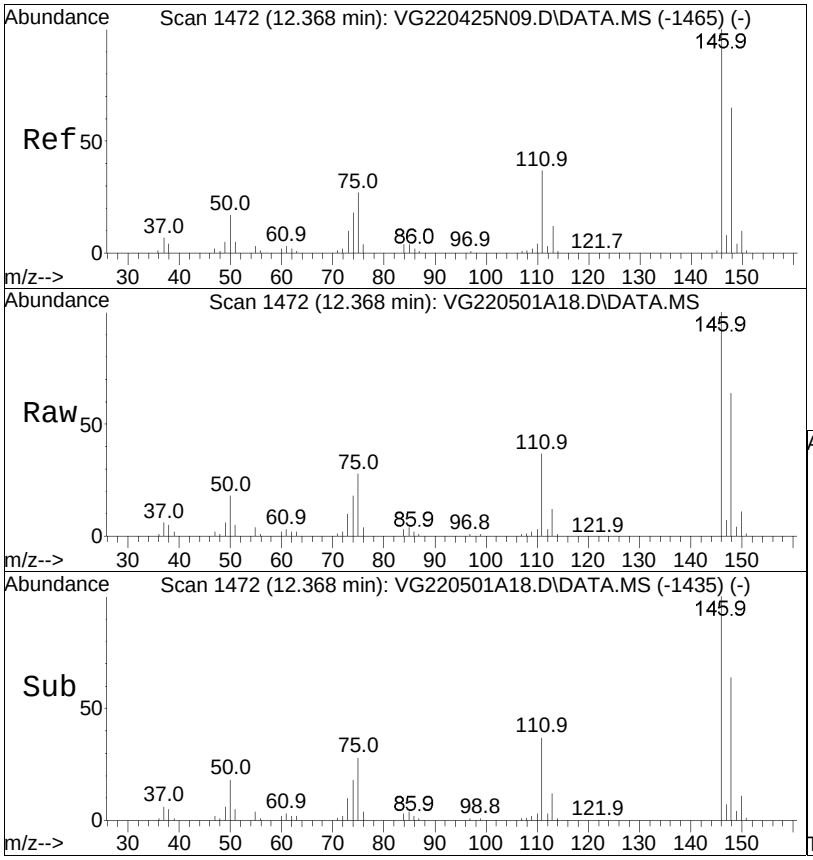

#100
1,3-Dichlorobenzene
Concen: 10.25 ug/L
RT: 12.368 min Scan# 1472
Delta R.T. 0.000 min
Lab File: VG220501A18.D
Acq: 1 May 2022 4:25 pm

Tgt Ion:146 Resp: 188603

Ion	Ratio	Lower	Upper
146	100		
111	37.8	24.4	50.6
148	63.6	41.0	85.2

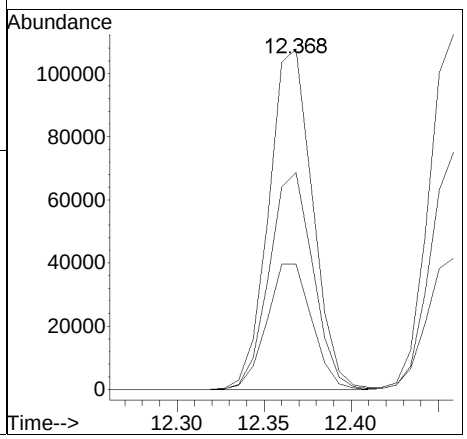

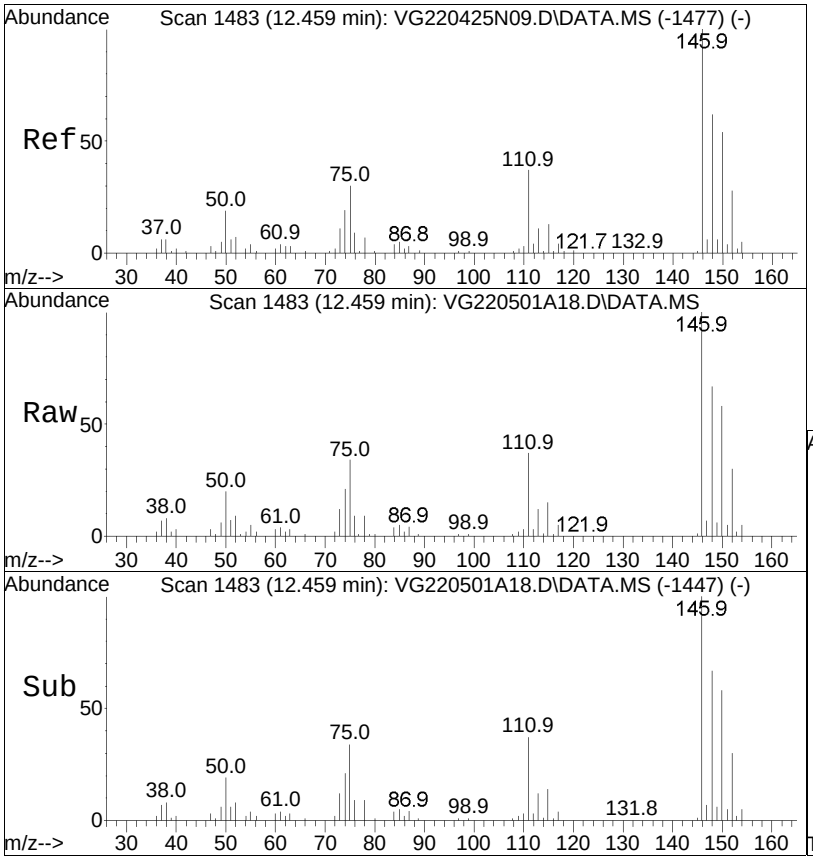

#101
1,4-Dichlorobenzene
Concen: 10.33 ug/L
RT: 12.459 min Scan# 1483
Delta R.T. -0.000 min
Lab File: VG220501A18.D
Acq: 1 May 2022 4:25 pm

Tgt Ion:146 Resp: 192111

Ion	Ratio	Lower	Upper
146	100		
111	37.8	29.3	43.9
148	65.0	51.2	76.8

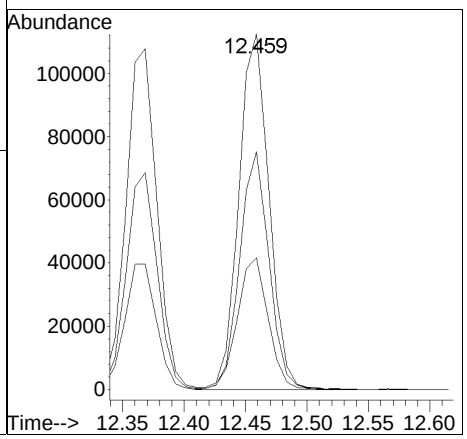

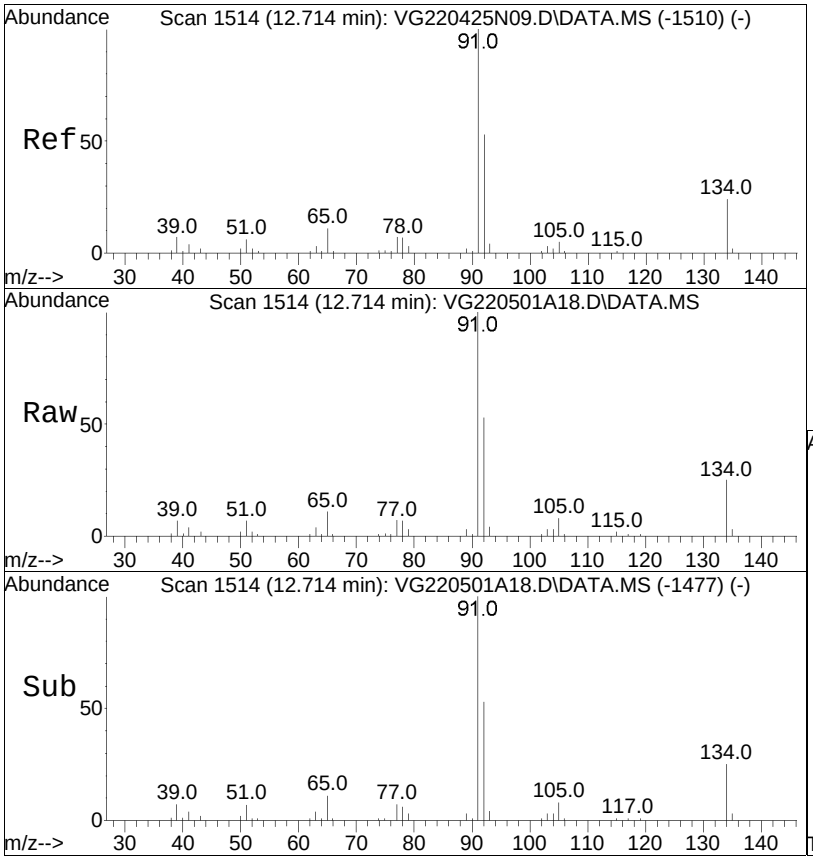

#103
n-Butylbenzene
Concen: 10.21 ug/L
RT: 12.714 min Scan# 1514
Delta R.T. -0.000 min
Lab File: VG220501A18.D
Acq: 1 May 2022 4:25 pm

Tgt Ion: 91 Resp: 335078

Ion	Ratio	Lower	Upper
91	100		
92	53.2	43.8	65.8
134	25.2	22.0	33.0

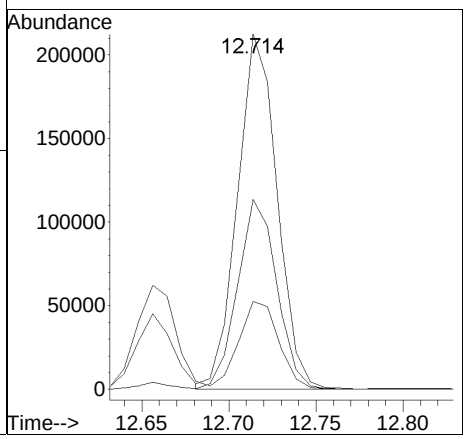

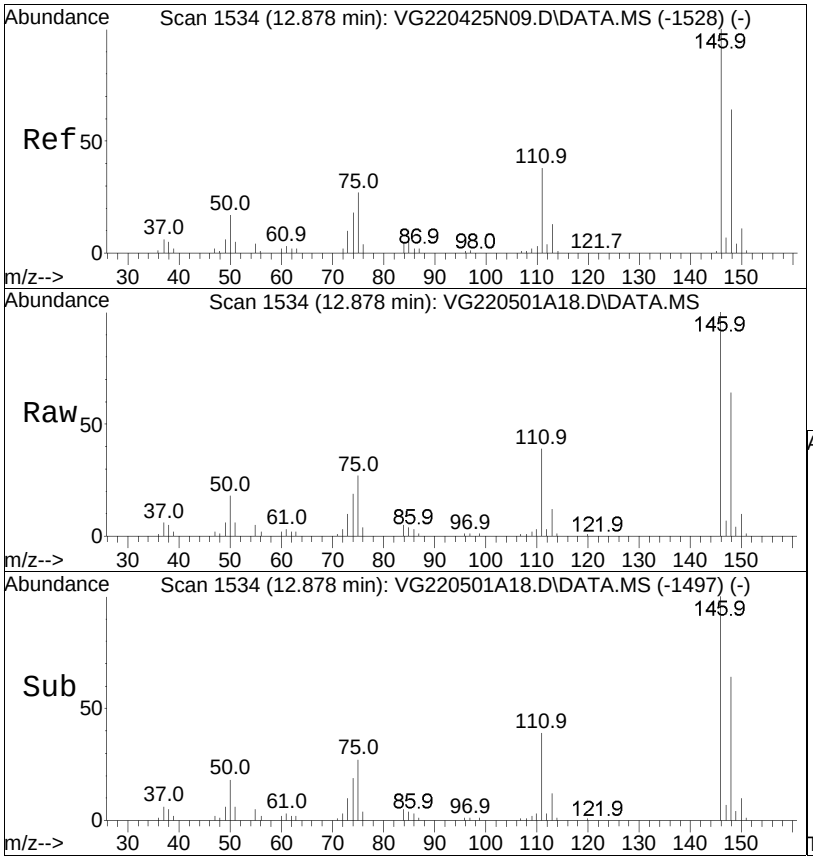

#104
1,2-Dichlorobenzene
Concen: 10.33 ug/L
RT: 12.878 min Scan# 1534
Delta R.T. 0.000 min
Lab File: VG220501A18.D
Acq: 1 May 2022 4:25 pm

Tgt Ion:146 Resp: 177603

Ion	Ratio	Lower	Upper
146	100		
111	39.2	25.4	52.8
148	62.9	41.7	86.5

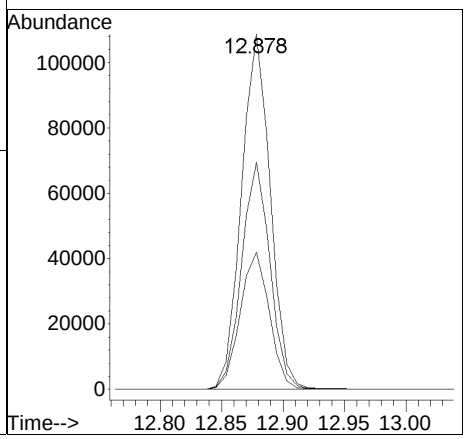

Manual Integration Report

Data Path	: I:\VOLATILES\Gonzo\2022\22Q	Method	: G_220425N_8260.m
Data File	: VG220501A18.D	Operator	: GONZO:mv
Date Inj'd	: 5/1/2022 4:25 pm	Instrument	: Gonzo
Sample	: WG1633355-6,31,5.0,10,,A2	Quant Date	: 5/2/2022 8:02 am

There are no manual integrations or false positives in this file.

Quantitation Report (QT Reviewed)

Data Path : I:\VOLATILES\Gonzo\2022\220501A\
Data File : VG220501A19.D
Acq On : 1 May 2022 4:51 pm
Operator : GONZO:mv
Sample : WG1633355-7,31,5.0,10,,A
Misc : WG1633355,ICAL18969
ALS Vial : 19 Sample Multiplier: 1

Quant Time: May 02 08:02:29 2022
Quant Method : I:\VOLATILES\Gonzo\2022\220501A\G_220425N_8260.m
Quant Title : VOLATILES BY GC/MS
QLast Update : Tue Apr 26 12:00:50 2022
Response via : Initial Calibration

CCAL FILE(s) : 1 - I:\VOLATILES\Gonzo\2022\220501A\VG220501A02.D
Sub List : 8260-NYTCL - Megamix plus Diox

Compound	R.T.	QIon	Response	Conc	Units	Dev(Min)
Internal Standards						
1) Fluorobenzene	6.230	96	436893	10.000	ug/L	0.00
Standard Area 1 = 421642			Recovery = 103.62%			
59) Chlorobenzene-d5	9.785	117	341259	10.000	ug/L	0.00
Standard Area 1 = 332906			Recovery = 102.51%			
79) 1,4-Dichlorobenzene-d4	12.442	152	203853	10.000	ug/L	0.00
Standard Area 1 = 197122			Recovery = 103.41%			
System Monitoring Compounds						
36) Dibromofluoromethane	5.418	113	112651	9.730	ug/L	0.00
Spiked Amount 10.000	Range 70 - 130		Recovery = 97.30%			
43) 1,2-Dichloroethane-d4	5.949	65	145272	10.617	ug/L	0.00
Spiked Amount 10.000	Range 70 - 130		Recovery = 106.17%			
60) Toluene-d8	7.929	98	430237	10.064	ug/L	0.00
Spiked Amount 10.000	Range 70 - 130		Recovery = 100.64%			
83) 4-Bromofluorobenzene	11.249	95	165422	9.644	ug/L	0.00
Spiked Amount 10.000	Range 70 - 130		Recovery = 96.44%			
Target Compounds						Qvalue
4) Vinyl chloride	2.022	62	247521	30.223	ug/L	98
10) 1,1-Dichloroethene	3.123	96	70862	10.663	ug/L #	79
15) Methylene chloride	3.701	84	80202	10.858	ug/L	76
17) Acetone	3.746	43	24468	9.741	ug/L	98
18) trans-1,2-Dichloroethene	3.853	96	79890	11.160	ug/L	88
20) Methyl tert-butyl ether	3.936	73	183882	9.784	ug/L	88
23) 1,1-Dichloroethane	4.445	63	161409	11.438	ug/L	99
28) cis-1,2-Dichloroethene	4.969	96	666398	80.268	ug/L	86
32) Chloroform	5.235	83	150994	10.832	ug/L	95
34) Carbon tetrachloride	5.372	117	114170	11.139	ug/L	97
37) 1,1,1-Trichloroethane	5.440	97	132196	11.220	ug/L	95
39) 2-Butanone	5.532	43	34552	9.389	ug/L #	74
41) Benzene	5.805	78	335692	10.916	ug/L	95
44) 1,2-Dichloroethane	6.018	62	111298	10.650	ug/L	98
48) Trichloroethene	6.405	95	106179	12.655	ug/L	98
57) 1,4-Dioxane	7.242	88	39665	468.767	ug/L #	85
61) Toluene	7.987	92	201575	10.506	ug/L	95
63) Tetrachloroethene	8.438	166	170924	20.181	ug/L	97
73) Chlorobenzene	9.810	112	221646	10.327	ug/L	95
74) Ethylbenzene	9.843	91	406685	10.516	ug/L	98

Data Path : I:\VOLATILES\Gonzo\2022\220501A\
Data File : VG220501A19.D
Acq On : 1 May 2022 4:51 pm
Operator : GONZO:mv
Sample : WG1633355-7,31,5.0,10,,A
Misc : WG1633355,ICAL18969
ALS Vial : 19 Sample Multiplier: 1

Quant Time: May 02 08:02:29 2022
Quant Method : I:\VOLATILES\Gonzo\2022\220501A\G_220425N_8260.m
Quant Title : VOLATILES BY GC/MS
QLast Update : Tue Apr 26 12:00:50 2022
Response via : Initial Calibration

CCAL FILE(s) : 1 - I:\VOLATILES\Gonzo\2022\220501A\VG220501A02.D
Sub List : 8260-NYTCL - Megamix plus Diox

Compound	R.T.	QIon	Response	Conc	Units	Dev(Min)
76) p/m Xylene	10.024	106	318637	21.291	ug/L	96
77) o Xylene	10.558	106	301894	20.421	ug/L	96
85) n-Propylbenzene	11.397	91	512352	10.495	ug/L	97
90) 1,3,5-Trimethylbenzene	11.611	105	354139	10.111	ug/L	97
94) tert-Butylbenzene	11.949	119	306929	10.214	ug/L	96
97) 1,2,4-Trimethylbenzene	12.031	105	335636	10.018	ug/L	99
98) sec-Butylbenzene	12.138	105	485460	10.522	ug/L	98
100) 1,3-Dichlorobenzene	12.368	146	193555	10.261	ug/L	99
101) 1,4-Dichlorobenzene	12.459	146	196429	10.305	ug/L	98
103) n-Butylbenzene	12.714	91	344724	10.243	ug/L	98
104) 1,2-Dichlorobenzene	12.878	146	179703	10.194	ug/L	98

(#) = qualifier out of range (m) = manual integration (+) = signals summed

Quantitation Report (QT Reviewed)

Data Path : I:\VOLATILES\Gonzo\2022\220501A\
Data File : VG220501A19.D
Acq On : 1 May 2022 4:51 pm
Operator : GONZO:mv
Sample : WG1633355-7,31,5.0,10,,A
Misc : WG1633355,ICAL18969
ALS Vial : 19 Sample Multiplier: 1

Quant Time: May 02 08:02:29 2022
Quant Method : I:\VOLATILES\Gonzo\2022\220501A\G_220425N_8260.m
Quant Title : VOLATILES BY GC/MS
QLast Update : Tue Apr 26 12:00:50 2022
Response via : Initial Calibration

Sub List : 8260-NYTCL - Megamix plus Diox0501A\VG220501A02.D•

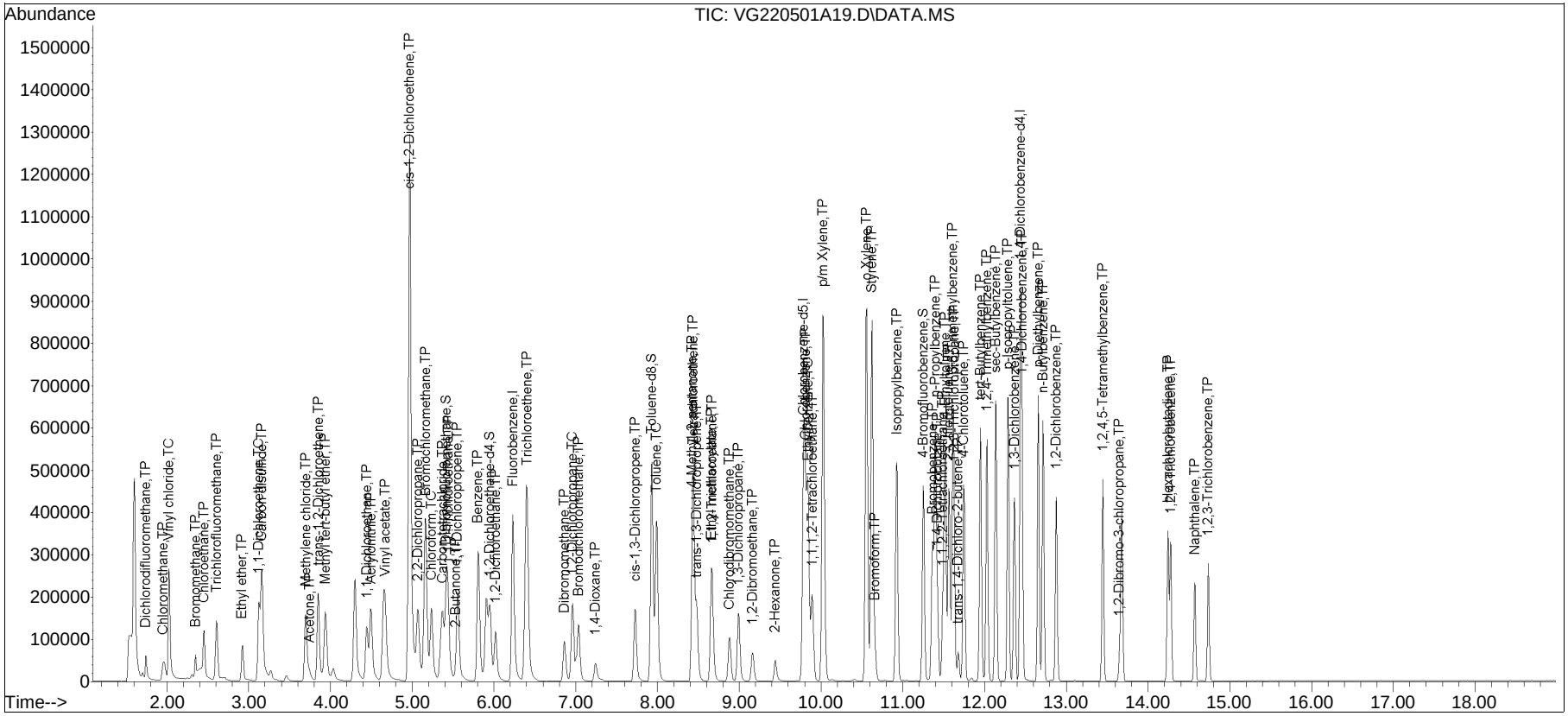

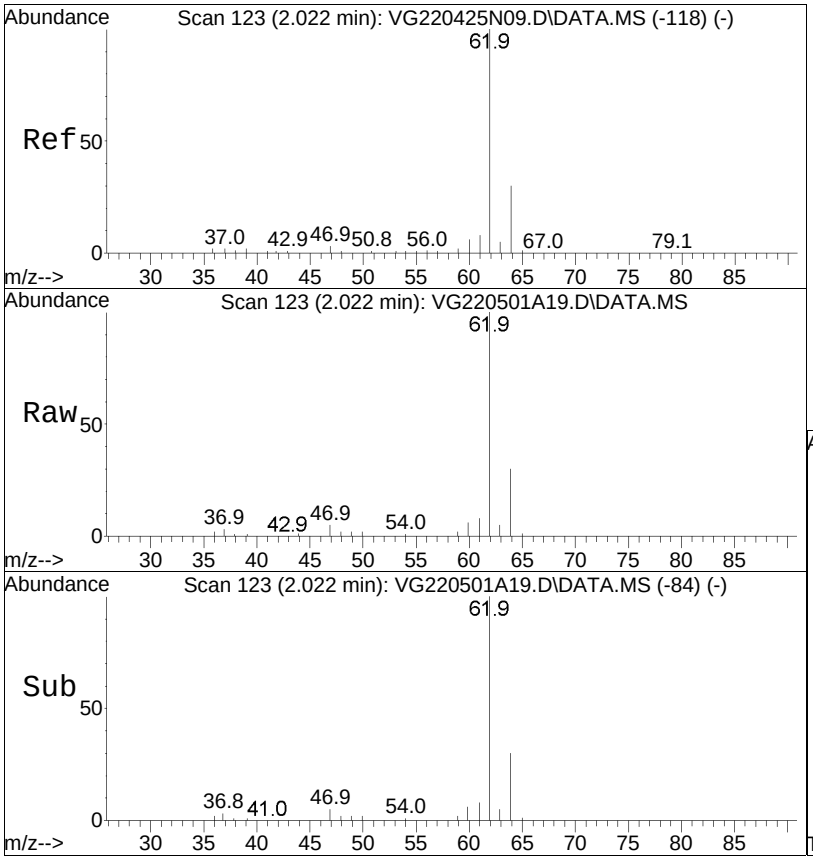

#4
Vinyl chloride
Concen: 30.22 ug/L
RT: 2.022 min Scan# 123
Delta R.T. -0.000 min
Lab File: VG220501A19.D
Acq: 1 May 2022 4:51 pm

Tgt Ion: 62 Resp: 247521

Ion	Ratio	Lower	Upper
62	100		
64	30.3	11.3	51.3

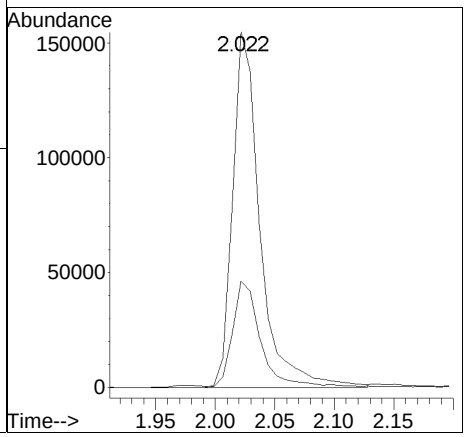

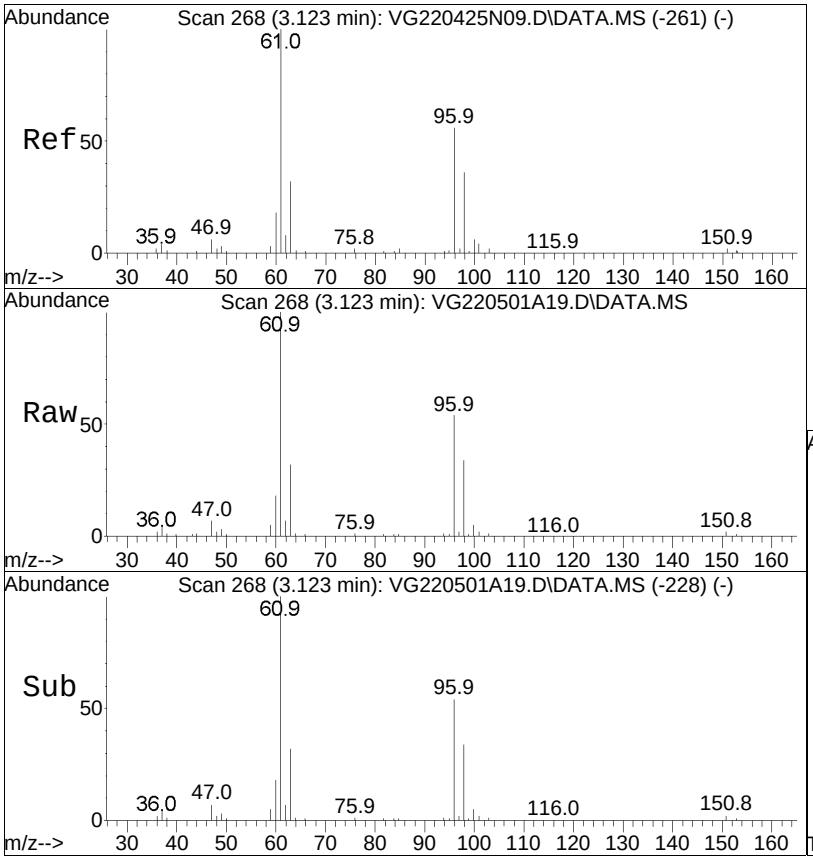

#10
1,1-Dichloroethene
Concen: 10.66 ug/L
RT: 3.123 min Scan# 268
Delta R.T. 0.000 min
Lab File: VG220501A19.D
Acq: 1 May 2022 4:51 pm

Tgt Ion: 96 Resp: 70862

Ion	Ratio	Lower	Upper
96	100		
61	186.8	124.2	186.4#
63	58.6	40.0	60.0

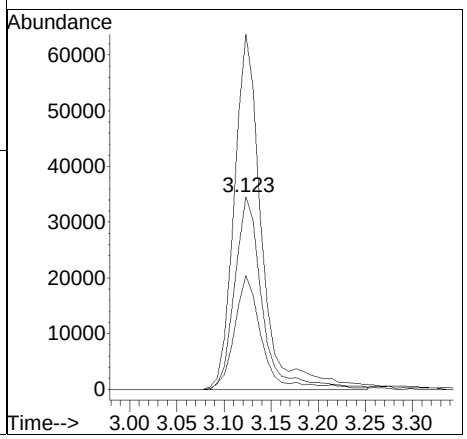

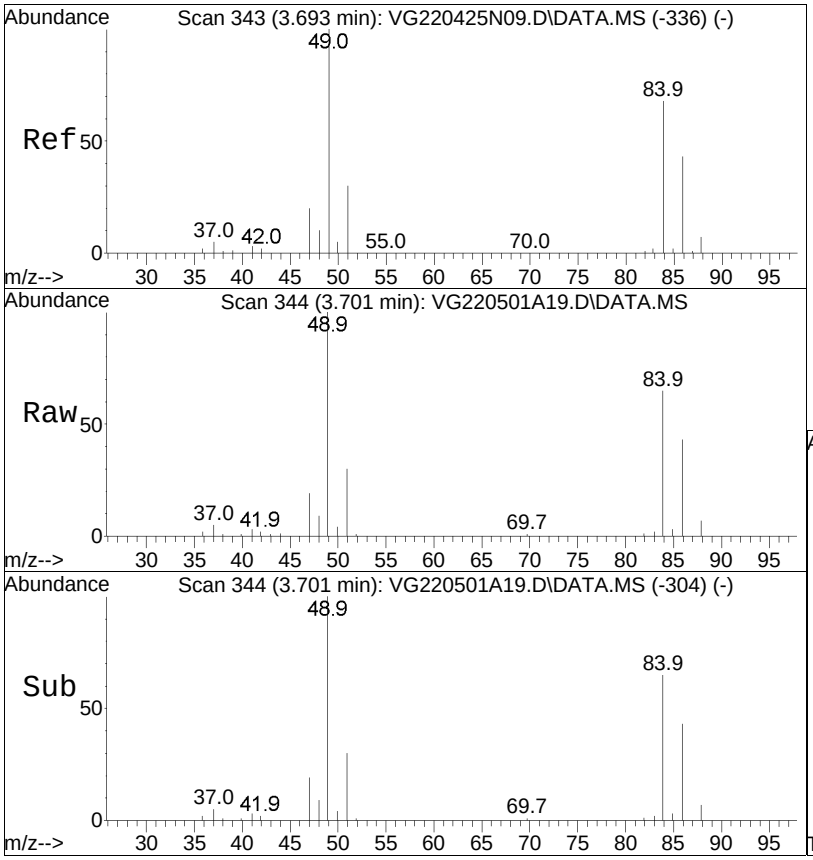

#15
Methylene chloride
Concen: 10.86 ug/L
RT: 3.701 min Scan# 344
Delta R.T. 0.008 min
Lab File: VG220501A19.D
Acq: 1 May 2022 4:51 pm

Tgt Ion: 84 Resp: 80202

Ion	Ratio	Lower	Upper
84	100		
86	65.1	41.1	85.5
49	156.0	76.2	158.2

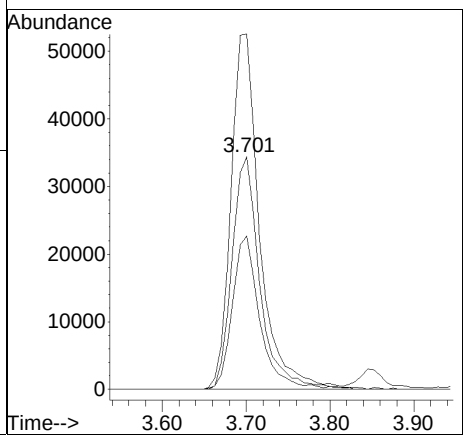

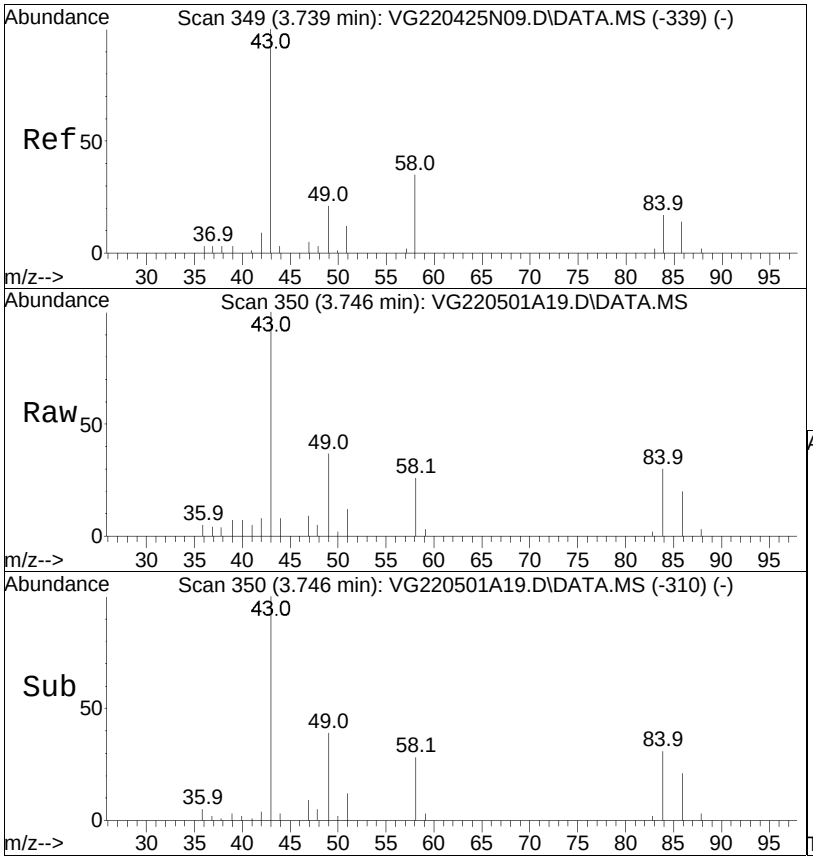

#17
Acetone
Concen: 9.74 ug/L
RT: 3.746 min Scan# 350
Delta R.T. 0.007 min
Lab File: VG220501A19.D
Acq: 1 May 2022 4:51 pm

Tgt Ion: 43 Resp: 24468

Ion	Ratio	Lower	Upper
43	100		
58	26.9	22.2	33.4

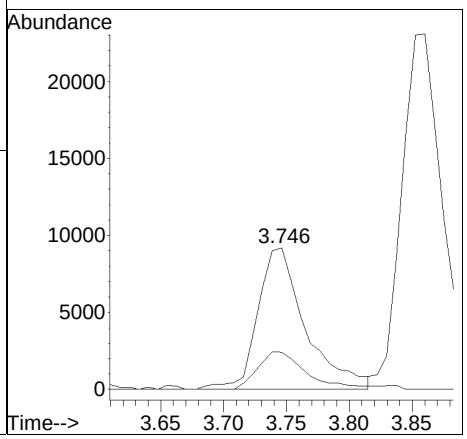

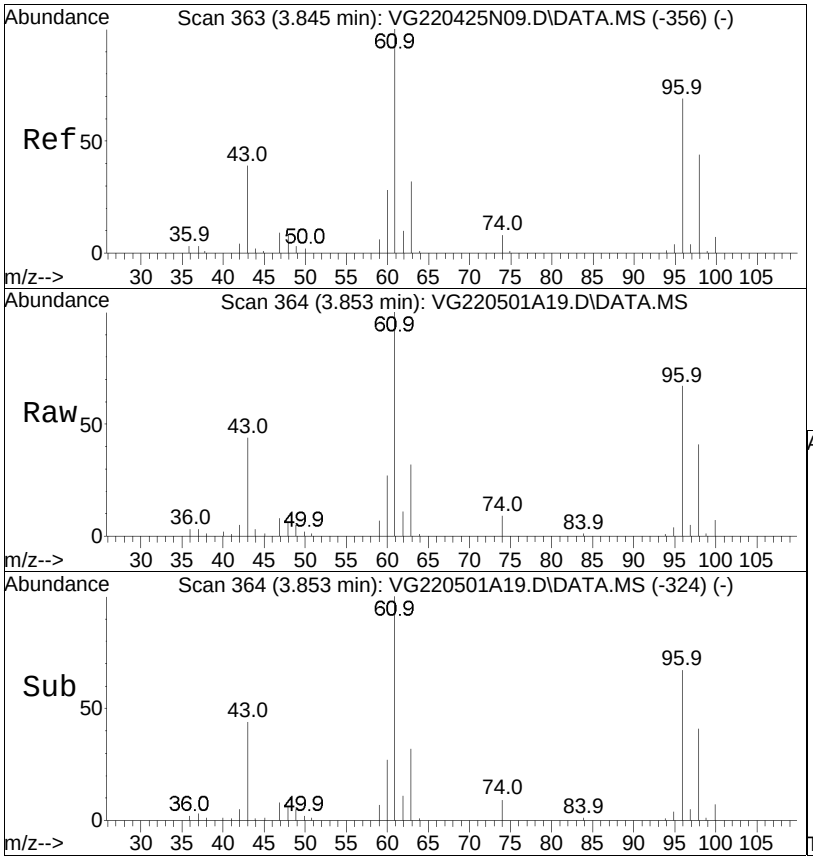

#18
trans-1,2-Dichloroethene
Concen: 11.16 ug/L
RT: 3.853 min Scan# 364
Delta R.T. 0.008 min
Lab File: VG220501A19.D
Acq: 1 May 2022 4:51 pm

Tgt Ion: 96 Resp: 79890

Ion	Ratio	Lower	Upper
96	100		
61	154.0	85.7	178.1
98	62.4	40.2	83.4
63	47.4	28.0	58.2

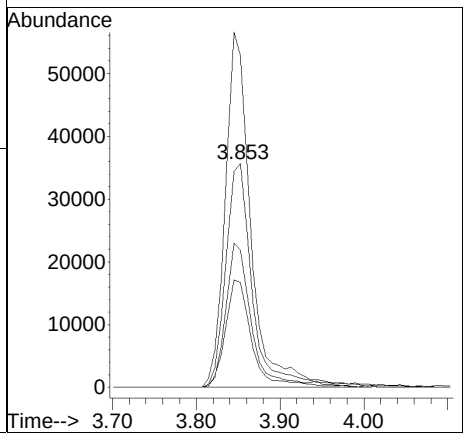

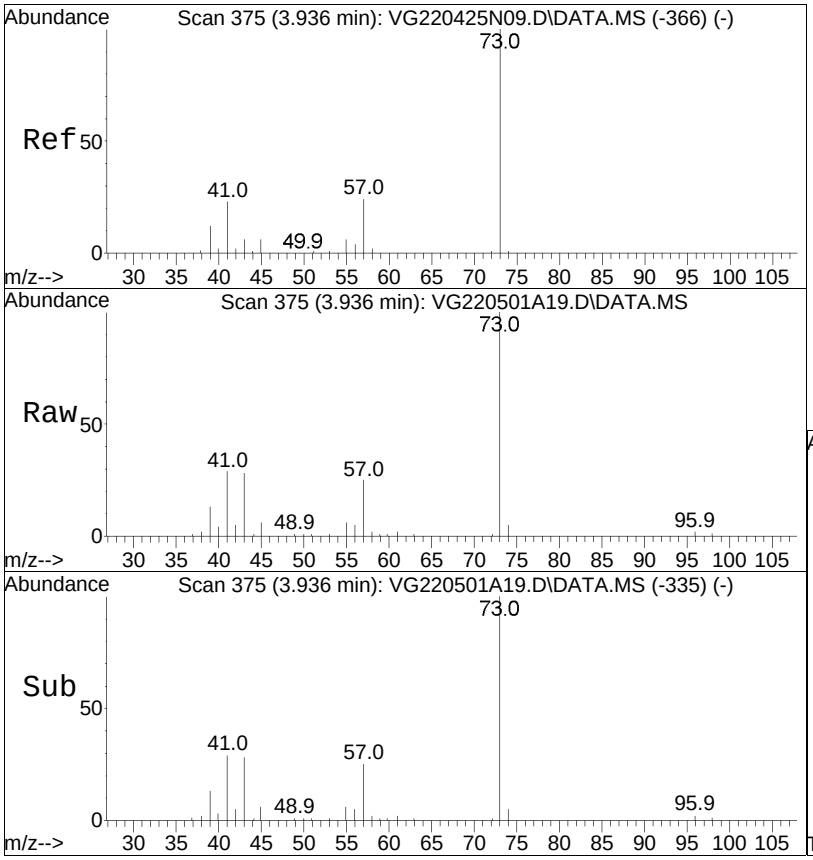

#20
Methyl tert-butyl ether
Concen: 9.78 ug/L
RT: 3.936 min Scan# 375
Delta R.T. 0.000 min
Lab File: VG220501A19.D
Acq: 1 May 2022 4:51 pm

Tgt Ion: 73 Resp: 183882

Ion	Ratio	Lower	Upper
73	100		
57	23.0	12.5	26.1
43	26.0	13.0	27.0
41	25.7	12.5	26.1

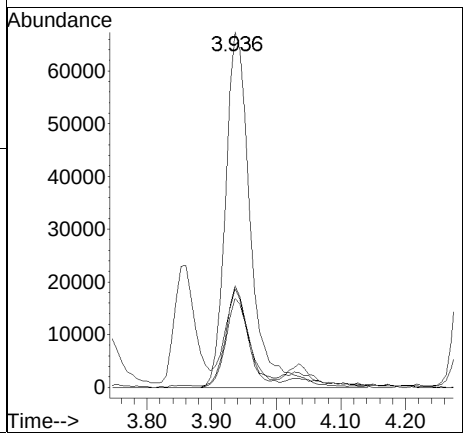

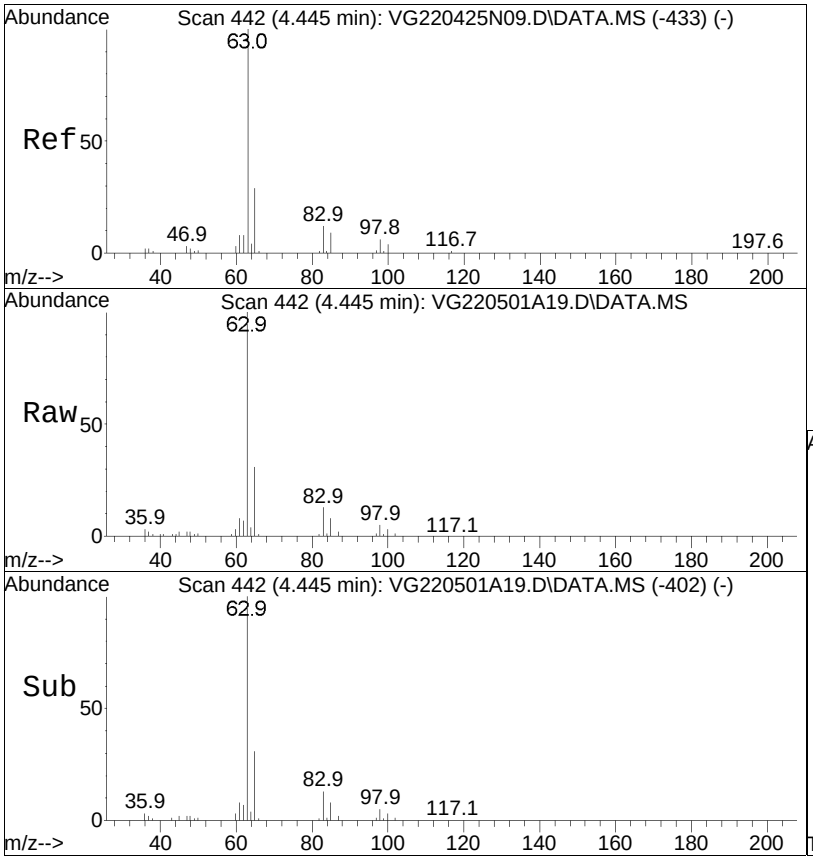

#23
1,1-Dichloroethane
Concen: 11.44 ug/L
RT: 4.445 min Scan# 442
Delta R.T. 0.000 min
Lab File: VG220501A19.D
Acq: 1 May 2022 4:51 pm

Tgt Ion: 63 Resp: 161409

Ion	Ratio	Lower	Upper
63	100		
65	30.2	10.4	50.4
83	11.7	0.0	33.2

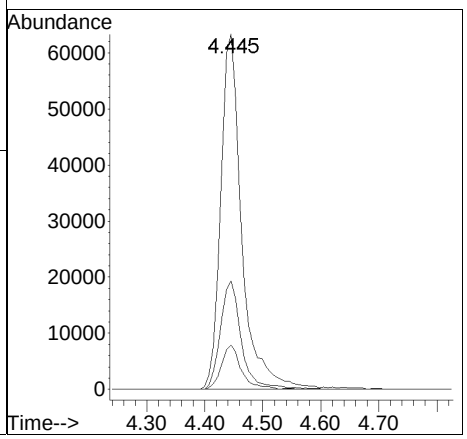

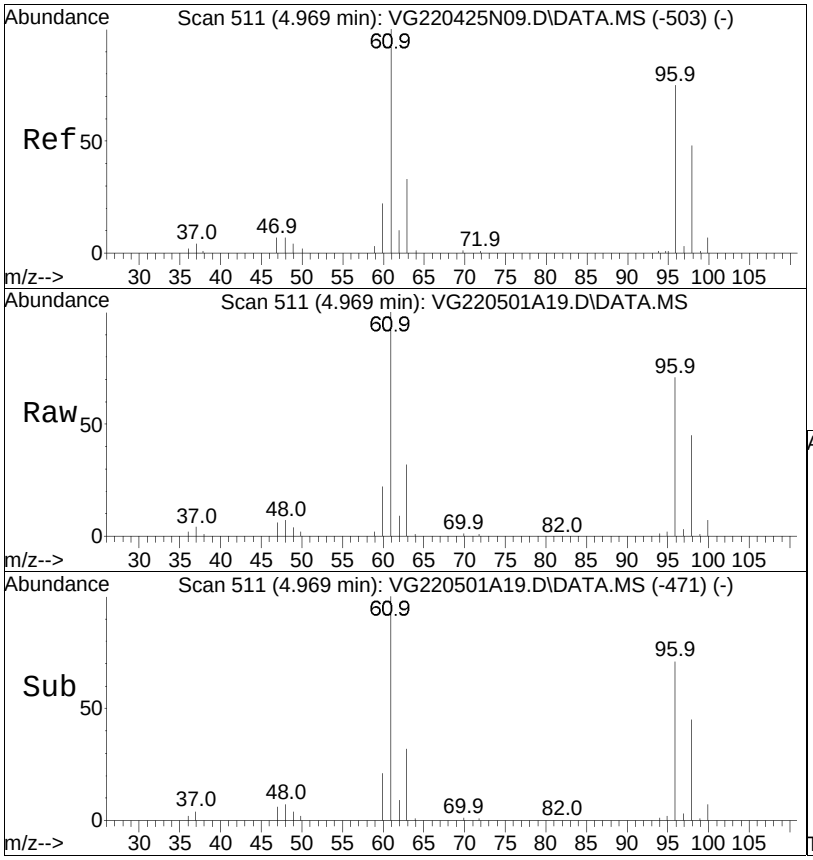

#28
cis-1,2-Dichloroethene
Concen: 80.27 ug/L
RT: 4.969 min Scan# 511
Delta R.T. 0.000 min
Lab File: VG220501A19.D
Acq: 1 May 2022 4:51 pm

Tgt Ion: 96 Resp: 666398

Ion	Ratio	Lower	Upper
96	100		
61	144.2	96.6	144.8
98	64.0	51.3	76.9

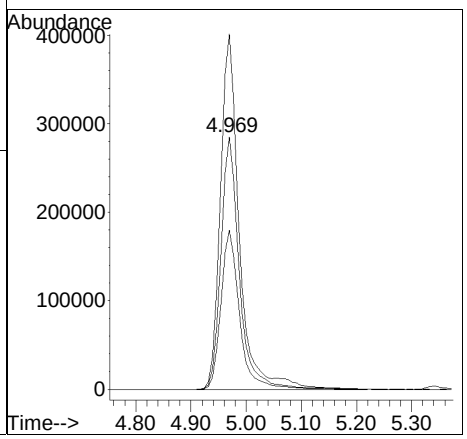

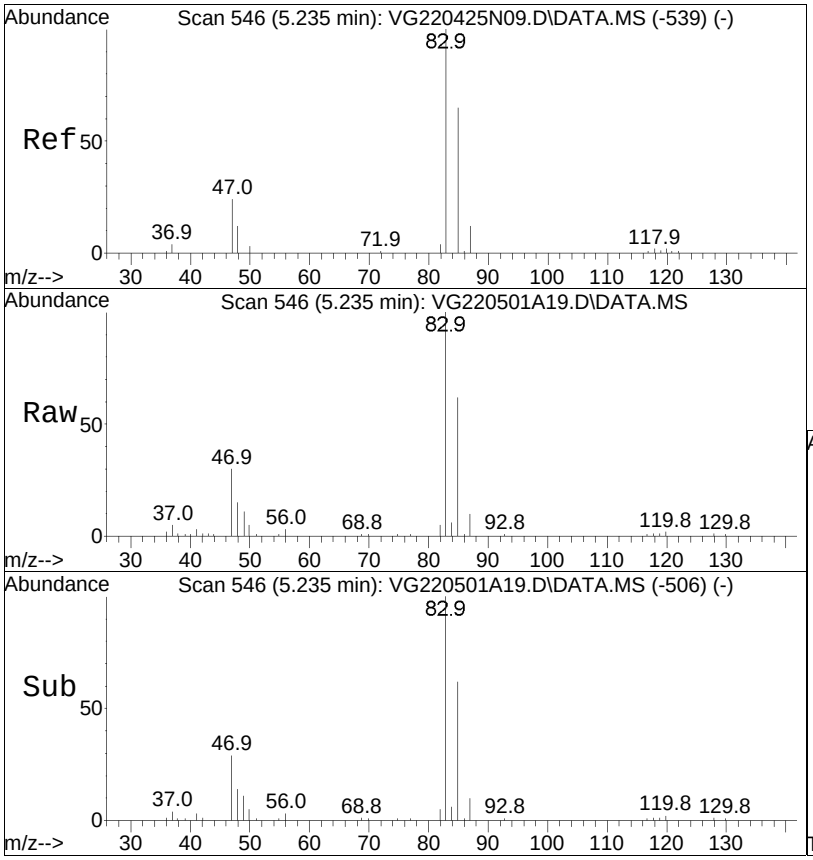

#32
Chloroform
Concen: 10.83 ug/L
RT: 5.235 min Scan# 546
Delta R.T. 0.000 min
Lab File: VG220501A19.D
Acq: 1 May 2022 4:51 pm

Tgt Ion: 83 Resp: 150994

Ion	Ratio	Lower	Upper
83	100		
85	61.3	41.4	86.0
47	27.8	15.1	31.3
48	15.3	7.7	16.1

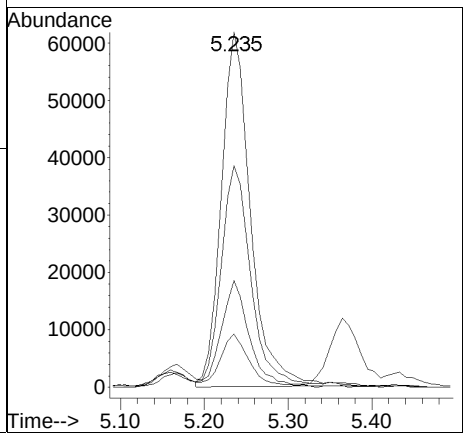

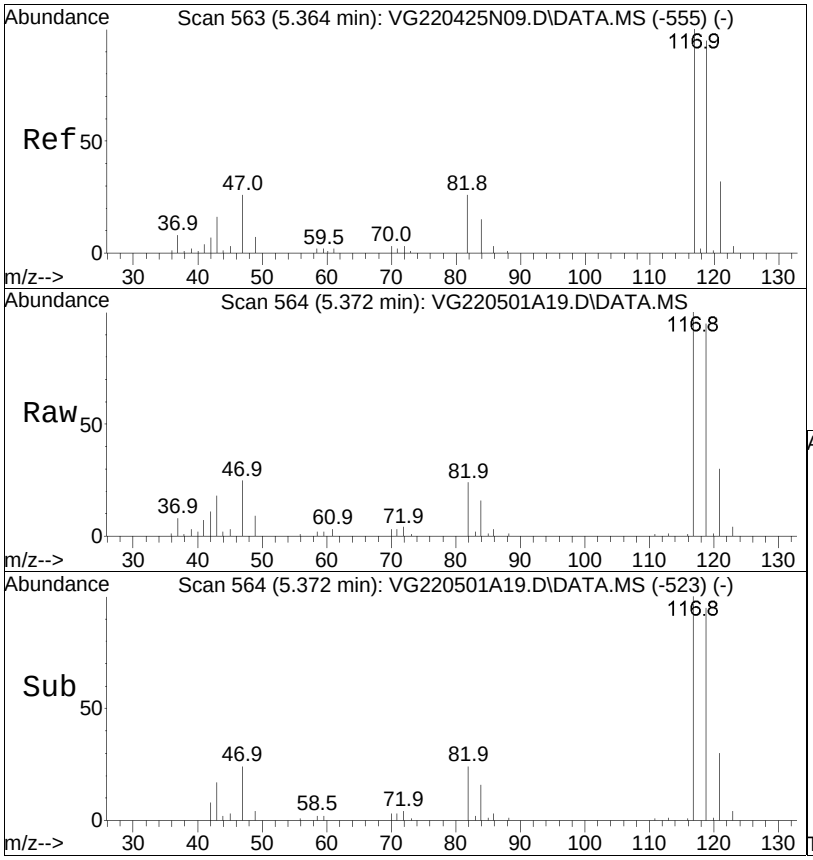

#34
Carbon tetrachloride
Concen: 11.14 ug/L
RT: 5.372 min Scan# 564
Delta R.T. 0.008 min
Lab File: VG220501A19.D
Acq: 1 May 2022 4:51 pm

Tgt Ion:117 Resp: 114170

Ion	Ratio	Lower	Upper
117	100		
119	94.8	63.2	131.2
121	30.1	20.4	42.4
82	25.6	15.4	32.0

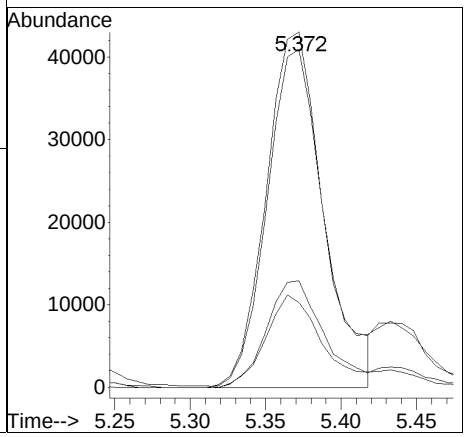

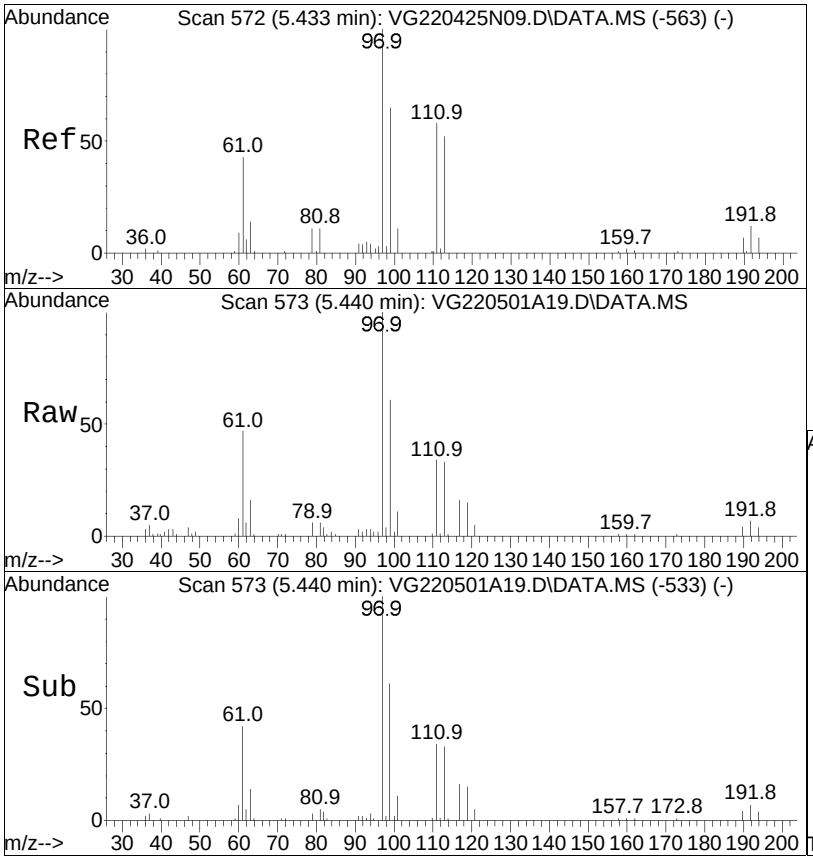

#37
1,1,1-Trichloroethane
Concen: 11.22 ug/L
RT: 5.440 min Scan# 573
Delta R.T. 0.007 min
Lab File: VG220501A19.D
Acq: 1 May 2022 4:51 pm

Tgt Ion: 97 Resp: 132196

Ion	Ratio	Lower	Upper
97	100		
99	62.1	41.3	85.7
61	46.2	26.0	54.0
63	15.5	8.6	18.0

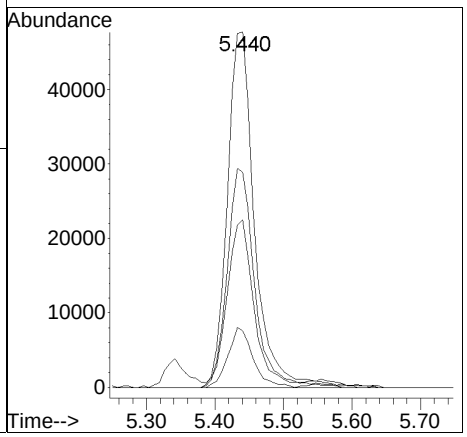

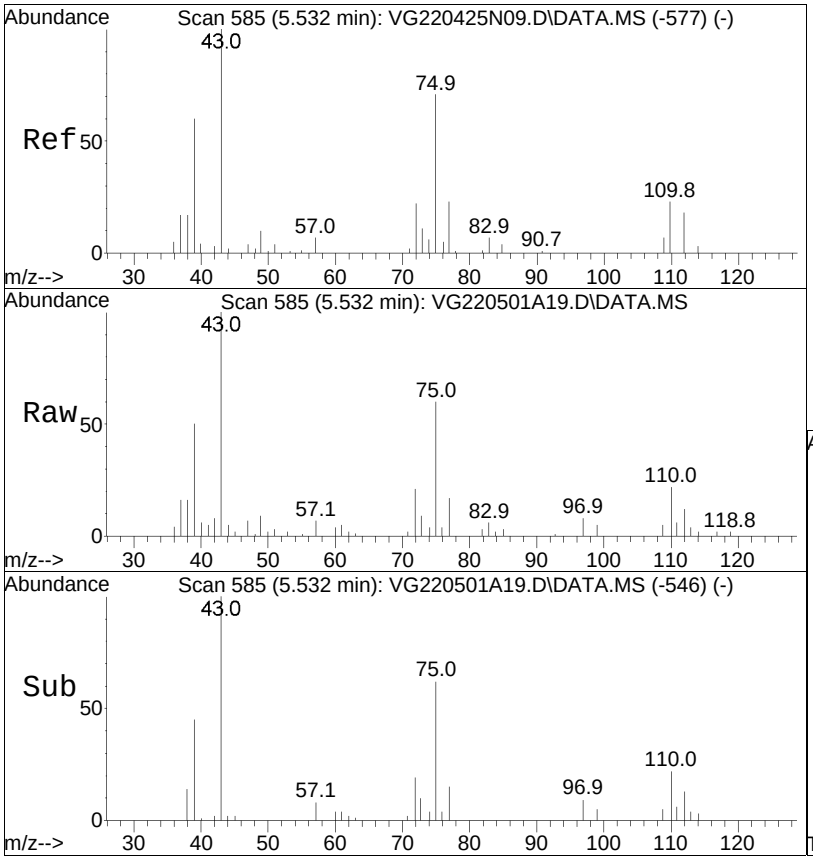

#39
2-Butanone
Concen: 9.39 ug/L
RT: 5.532 min Scan# 585
Delta R.T. -0.000 min
Lab File: VG220501A19.D
Acq: 1 May 2022 4:51 pm

Tgt Ion: 43 Resp: 34552

Ion	Ratio	Lower	Upper
43	100		
72	35.0	42.6	63.8#

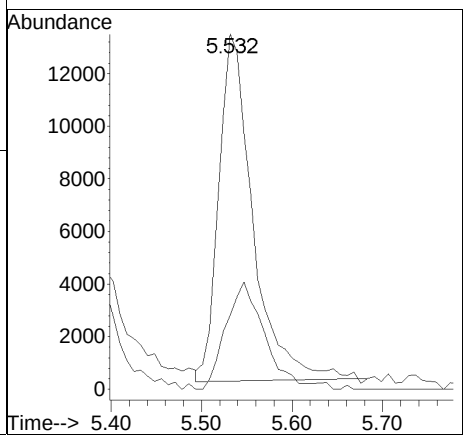

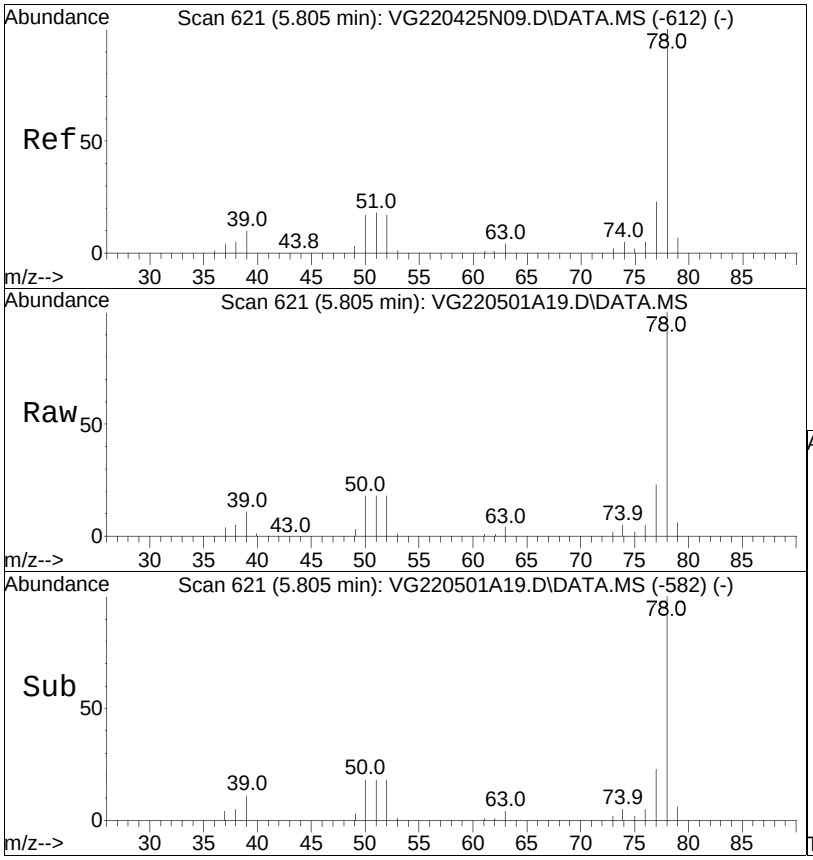

#41
Benzene
Concen: 10.92 ug/L
RT: 5.805 min Scan# 621
Delta R.T. 0.000 min
Lab File: VG220501A19.D
Acq: 1 May 2022 4:51 pm

Tgt Ion: 78 Resp: 335692

Ion	Ratio	Lower	Upper
78	100		
77	23.4	15.5	32.1
51	18.9	9.9	20.7
52	18.2	9.2	19.2

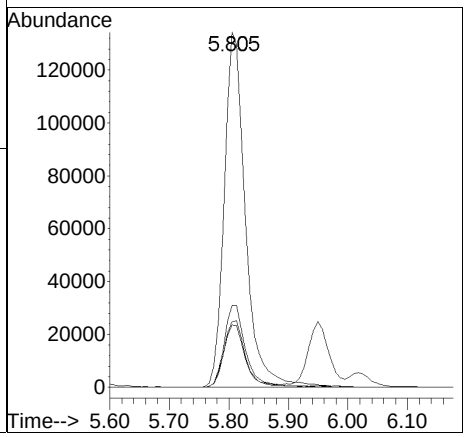

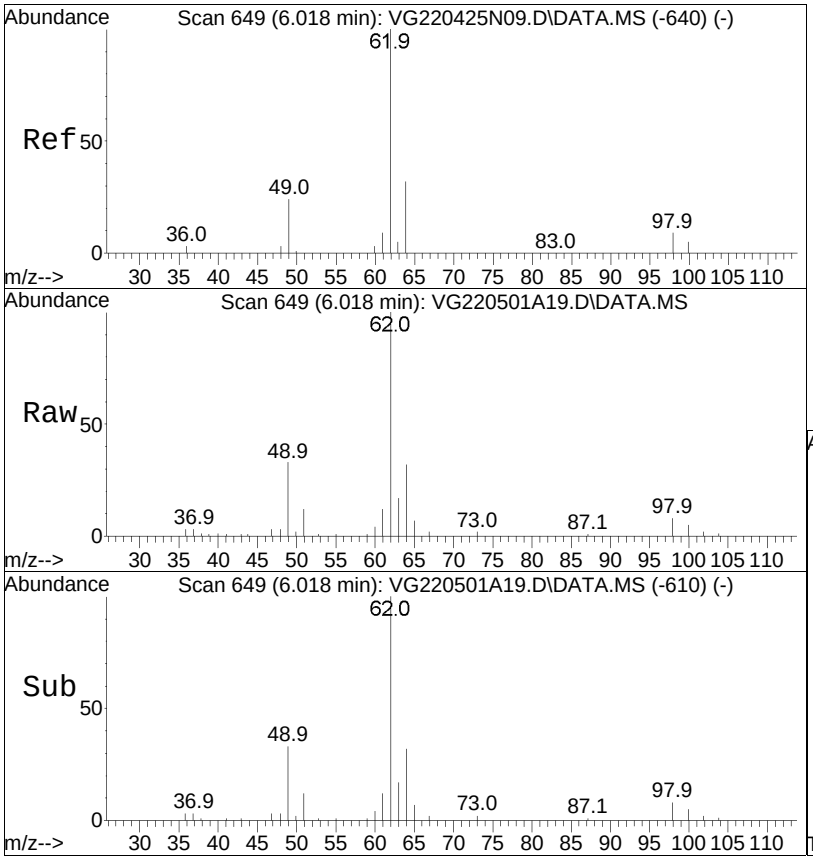

#44
1,2-Dichloroethane
Concen: 10.65 ug/L
RT: 6.018 min Scan# 649
Delta R.T. -0.000 min
Lab File: VG220501A19.D
Acq: 1 May 2022 4:51 pm

Tgt Ion: 62 Resp: 111298

Ion	Ratio	Lower	Upper
62	100		
64	33.1	11.9	51.9
98	8.1	0.0	29.3

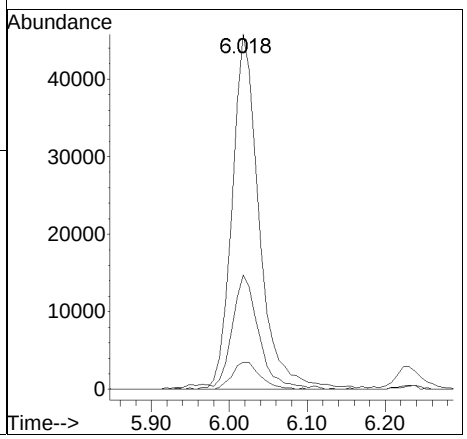

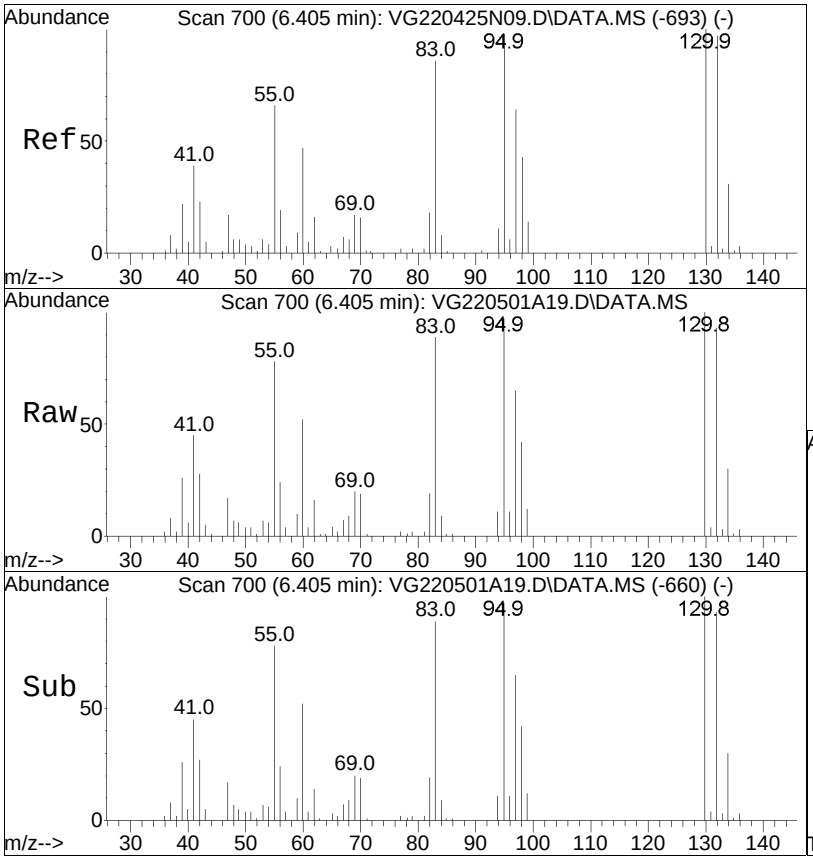

#48
Trichloroethene
Concen: 12.66 ug/L
RT: 6.405 min Scan# 700
Delta R.T. 0.000 min
Lab File: VG220501A19.D
Acq: 1 May 2022 4:51 pm

Tgt Ion: 95 Resp: 106179

Ion	Ratio	Lower	Upper
95	100		
97	66.8	54.0	81.0
130	102.6	85.0	127.4

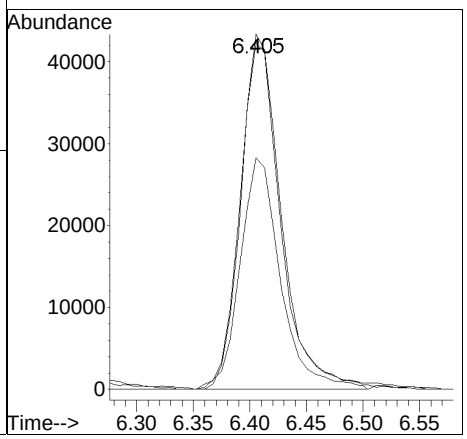

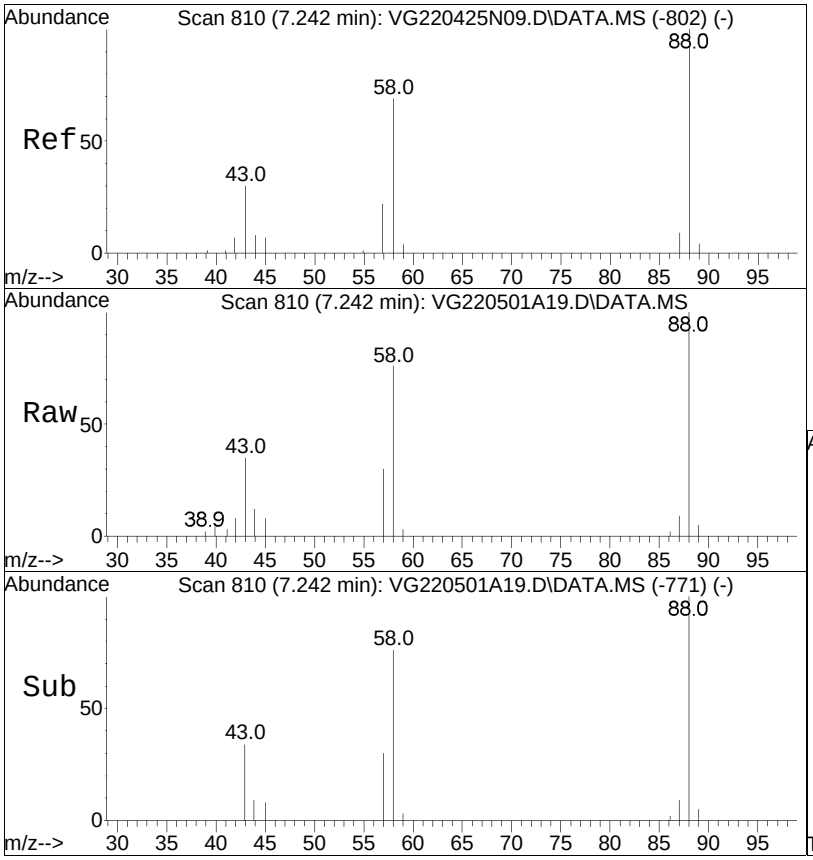

#57
1,4-Dioxane
Concen: 468.77 ug/L
RT: 7.242 min Scan# 810
Delta R.T. -0.000 min
Lab File: VG220501A19.D
Acq: 1 May 2022 4:51 pm

Tgt Ion: 88 Resp: 39665

Ion	Ratio	Lower	Upper
88	100		
58	72.1	48.7	73.1
43	36.6	22.4	33.6#

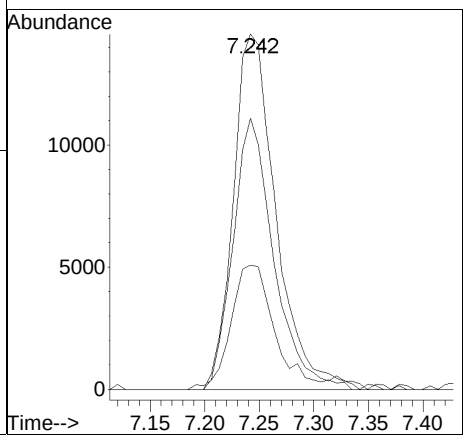

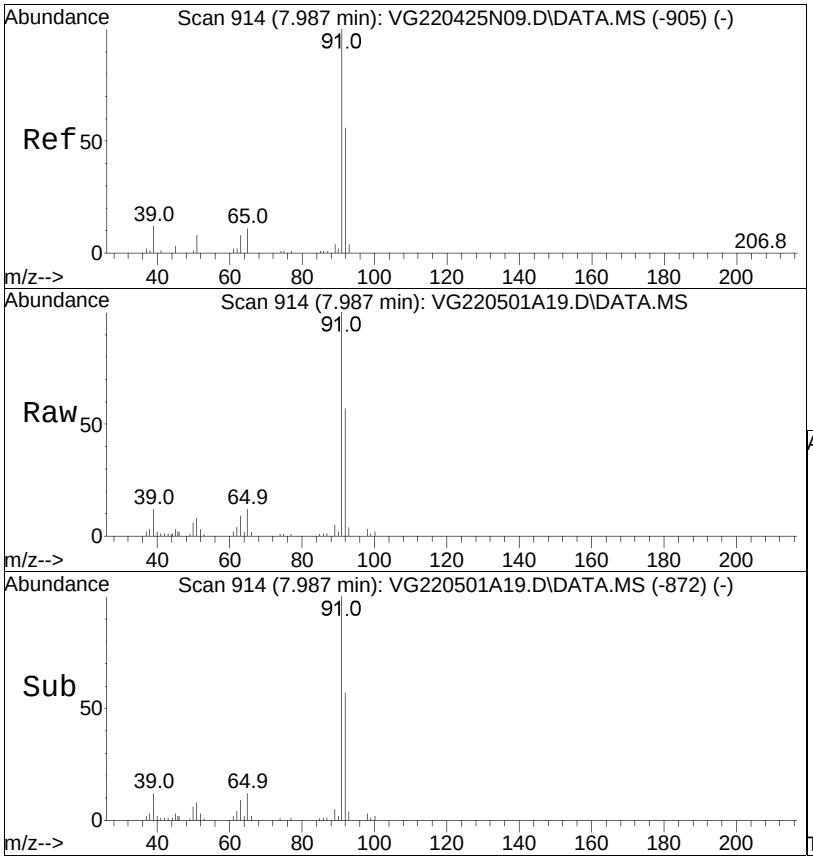

#61
Toluene
Concen: 10.51 ug/L
RT: 7.987 min Scan# 914
Delta R.T. -0.000 min
Lab File: VG220501A19.D
Acq: 1 May 2022 4:51 pm

Tgt Ion: 92 Resp: 201575

Ion	Ratio	Lower	Upper
92	100		
91	174.9	134.8	202.2

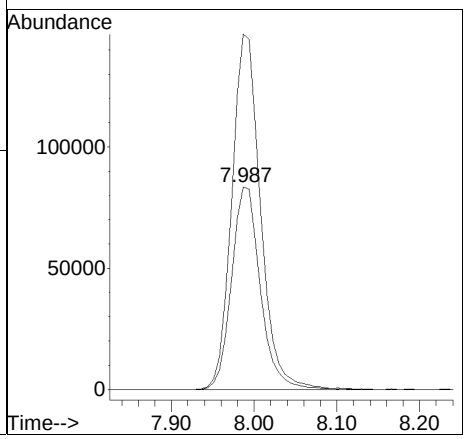

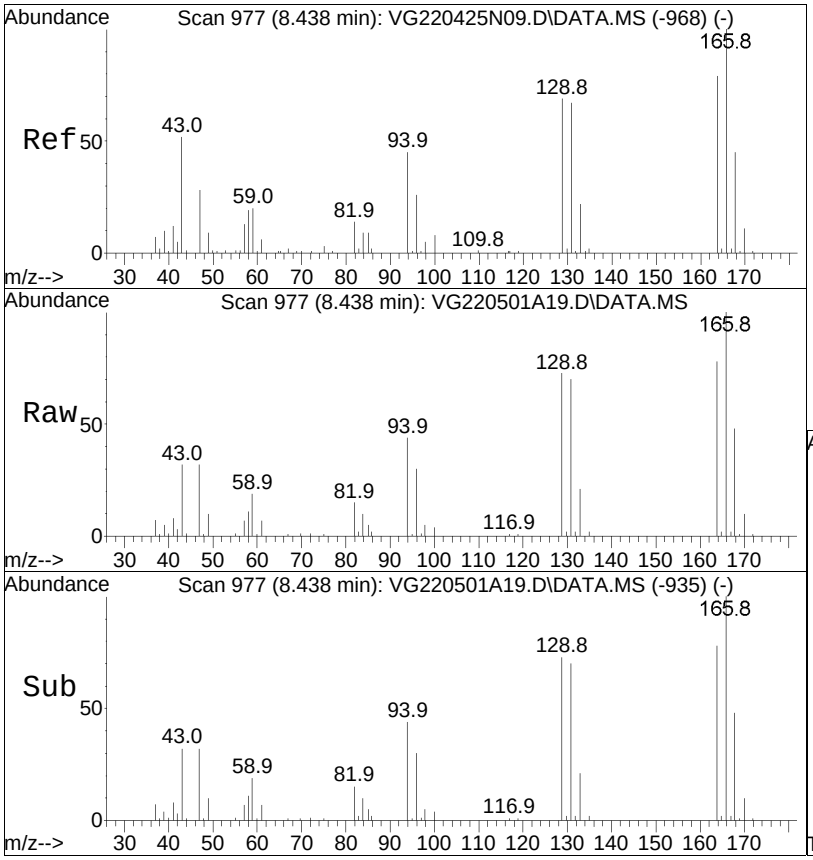

#63
Tetrachloroethene
Concen: 20.18 ug/L
RT: 8.438 min Scan# 977
Delta R.T. 0.000 min
Lab File: VG220501A19.D
Acq: 1 May 2022 4:51 pm

Tgt Ion:166 Resp: 170924

Ion	Ratio	Lower	Upper
166	100		
168	47.6	27.3	67.3
94	44.8	20.5	60.5

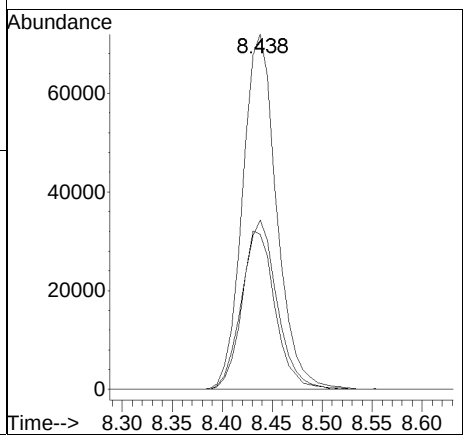

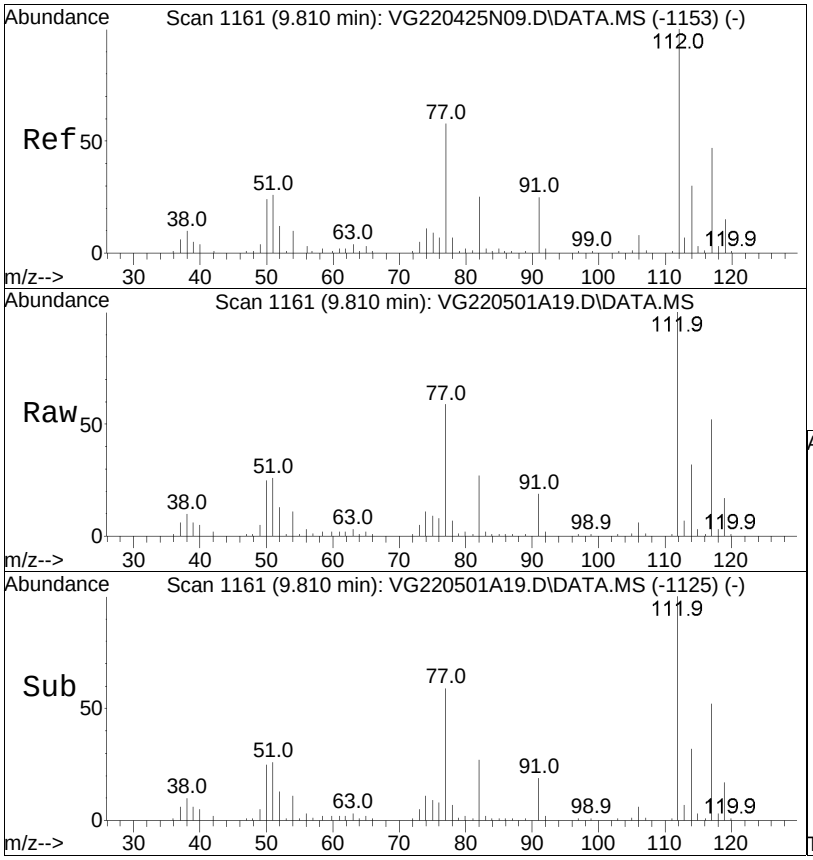

#73
Chlorobenzene
Concen: 10.33 ug/L
RT: 9.810 min Scan# 1161
Delta R.T. -0.000 min
Lab File: VG220501A19.D
Acq: 1 May 2022 4:51 pm

Tgt Ion:112 Resp: 221646

Ion	Ratio	Lower	Upper
112	100		
77	75.1	55.9	83.9
114	32.0	25.4	38.0

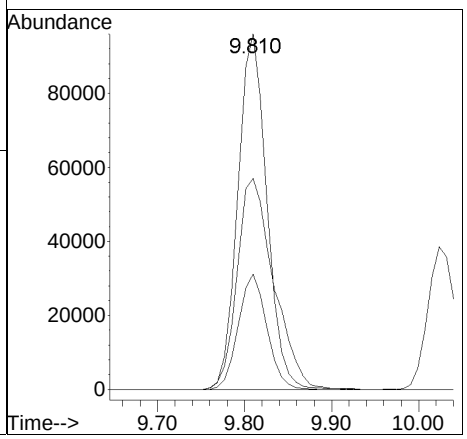

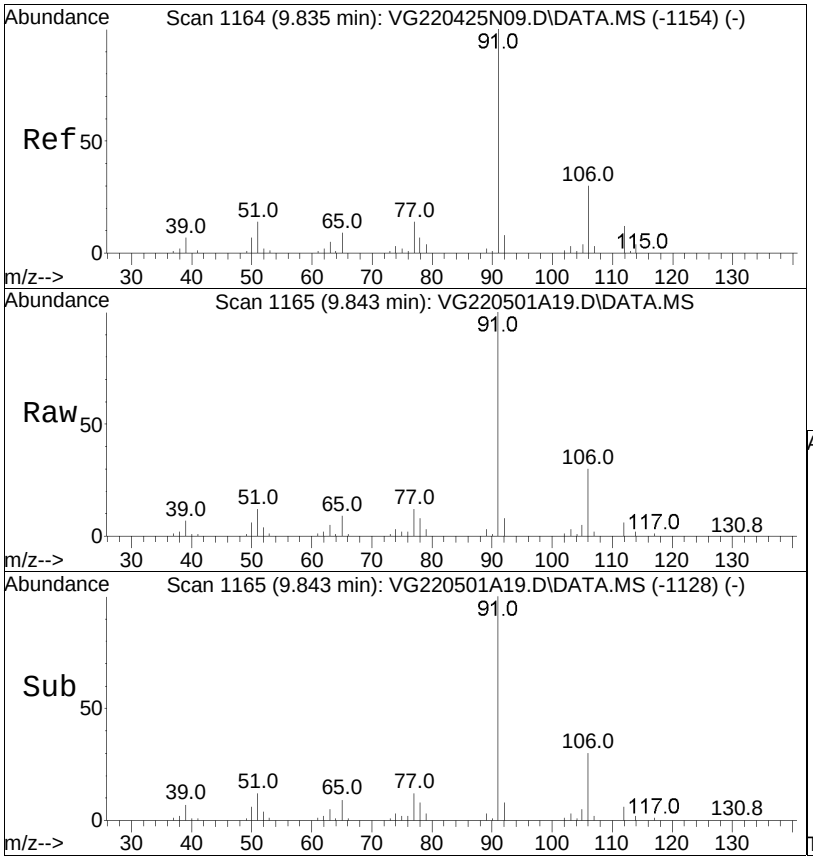

#74
Ethylbenzene
Concen: 10.52 ug/L
RT: 9.843 min Scan# 1165
Delta R.T. 0.008 min
Lab File: VG220501A19.D
Acq: 1 May 2022 4:51 pm

Tgt Ion: 91 Resp: 406685

Ion	Ratio	Lower	Upper
91	100		
106	30.4	25.3	37.9

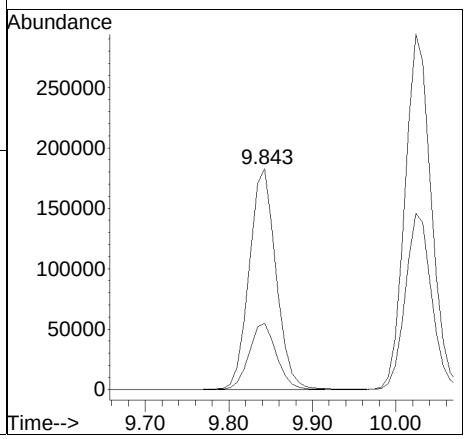

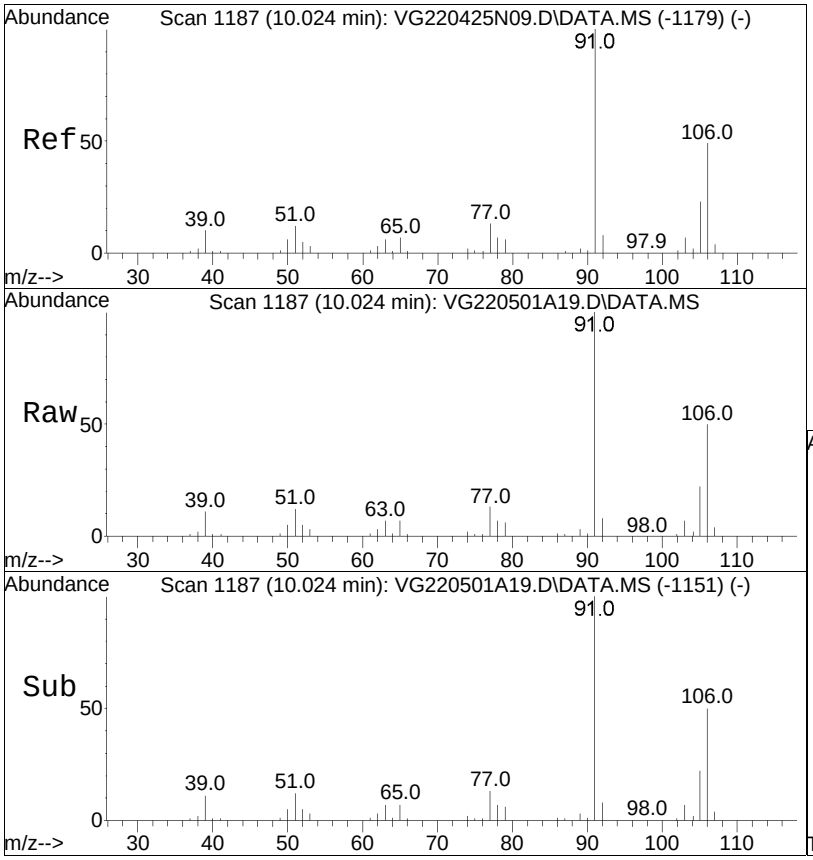

#76
p/m Xylene
Concen: 21.29 ug/L
RT: 10.024 min Scan# 1187
Delta R.T. -0.000 min
Lab File: VG220501A19.D
Acq: 1 May 2022 4:51 pm

Tgt Ion:106 Resp: 318637

Ion	Ratio	Lower	Upper
106	100		
91	201.7	157.1	235.7

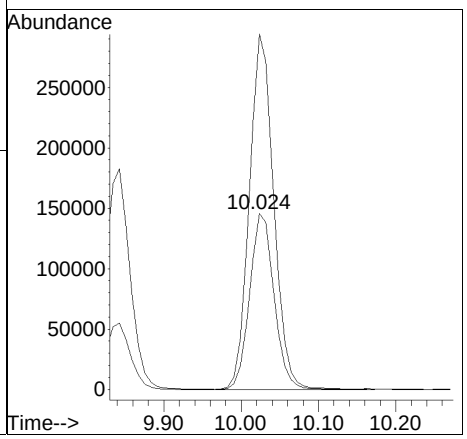

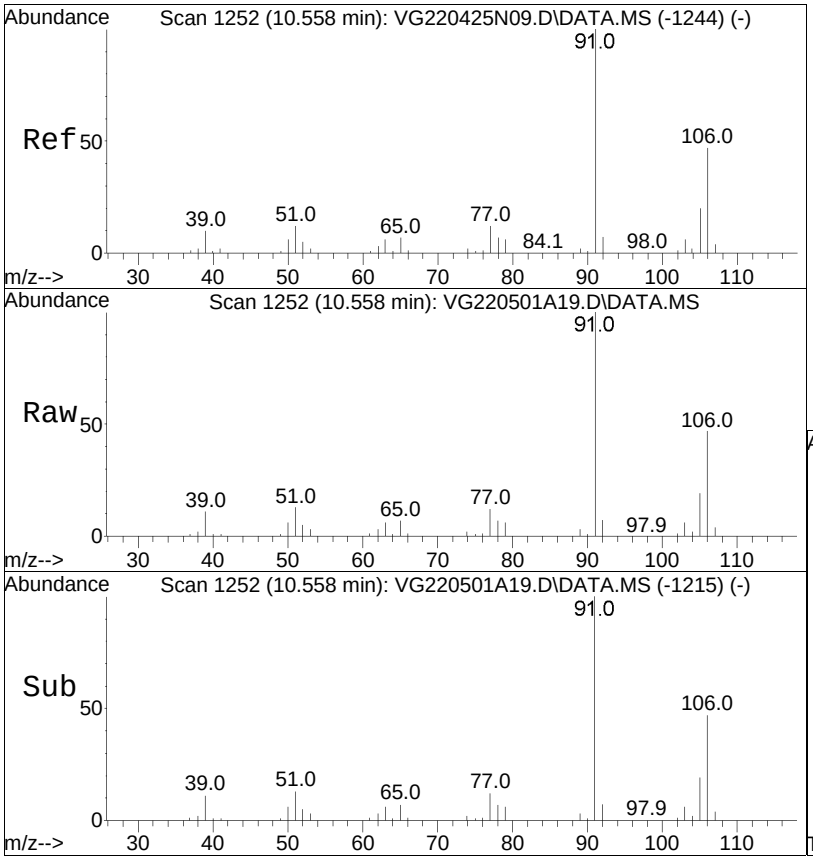

#77
o Xylene
Concen: 20.42 ug/L
RT: 10.558 min Scan# 1252
Delta R.T. 0.000 min
Lab File: VG220501A19.D
Acq: 1 May 2022 4:51 pm

Tgt Ion:106 Resp: 301894

Ion	Ratio	Lower	Upper
106	100		
91	212.2	164.7	247.1

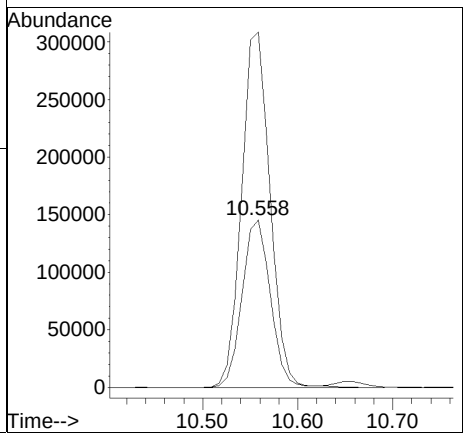

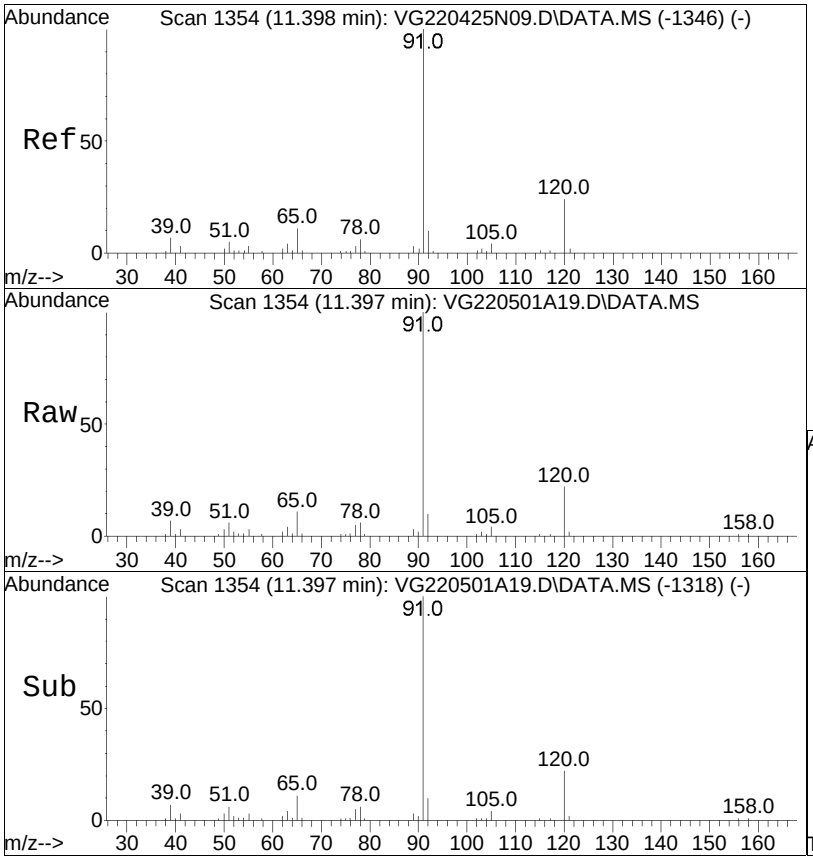

#85
n-Propylbenzene
Concen: 10.49 ug/L
RT: 11.397 min Scan# 1354
Delta R.T. -0.001 min
Lab File: VG220501A19.D
Acq: 1 May 2022 4:51 pm

Tgt Ion: 91 Resp: 512352

Ion	Ratio	Lower	Upper
91	100		
120	22.4	19.0	28.6

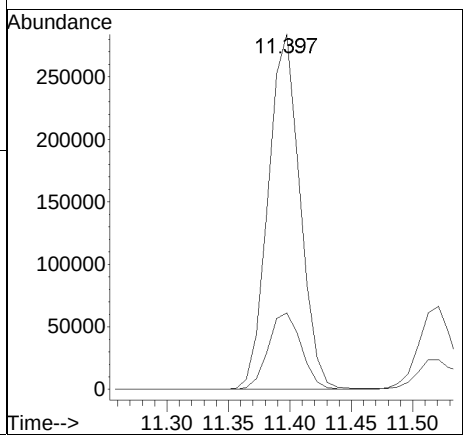

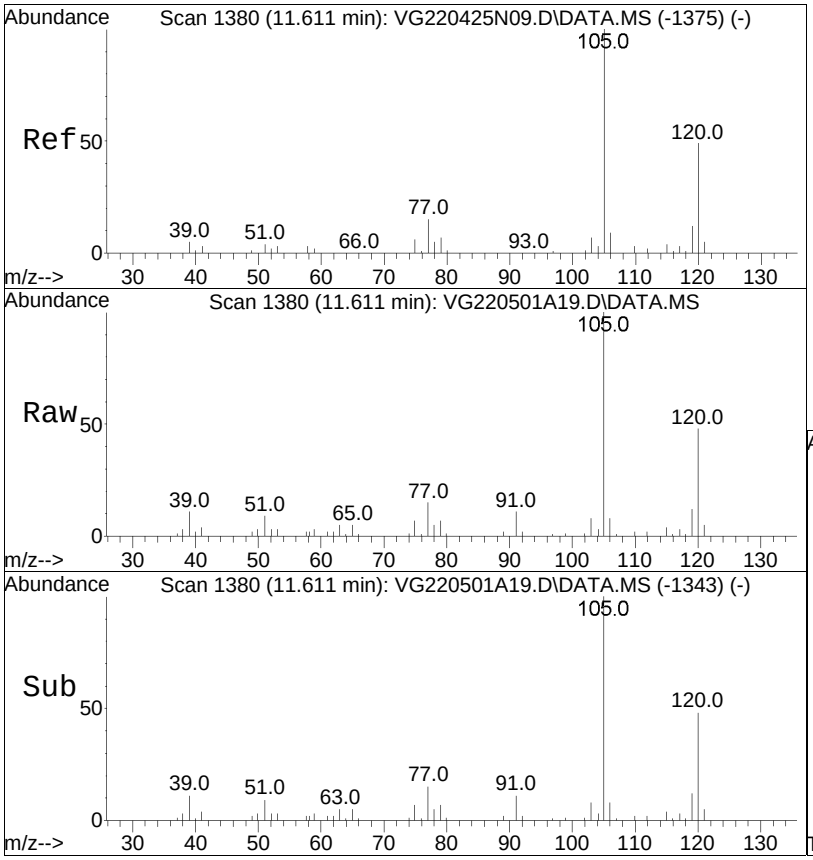

#90
1,3,5-Trimethylbenzene
Concen: 10.11 ug/L
RT: 11.611 min Scan# 1380
Delta R.T. 0.000 min
Lab File: VG220501A19.D
Acq: 1 May 2022 4:51 pm

Tgt Ion:105 Resp: 354139

Ion	Ratio	Lower	Upper
105	100		
120	48.6	40.3	60.5

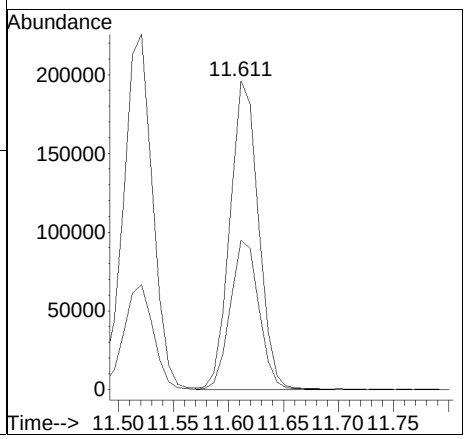

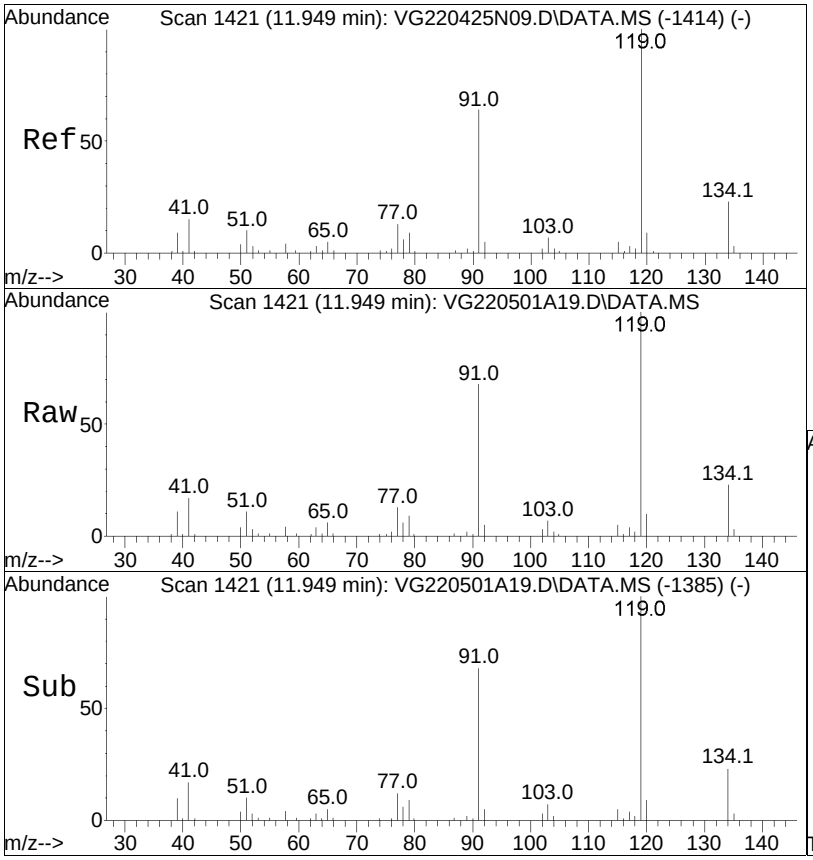

#94
tert-Butylbenzene
Concen: 10.21 ug/L
RT: 11.949 min Scan# 1421
Delta R.T. -0.000 min
Lab File: VG220501A19.D
Acq: 1 May 2022 4:51 pm

Tgt Ion:119 Resp: 306929

Ion	Ratio	Lower	Upper
119	100		
91	66.4	50.8	76.2
134	23.4	20.2	30.4

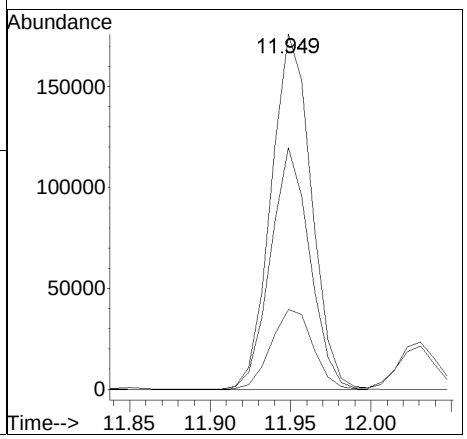

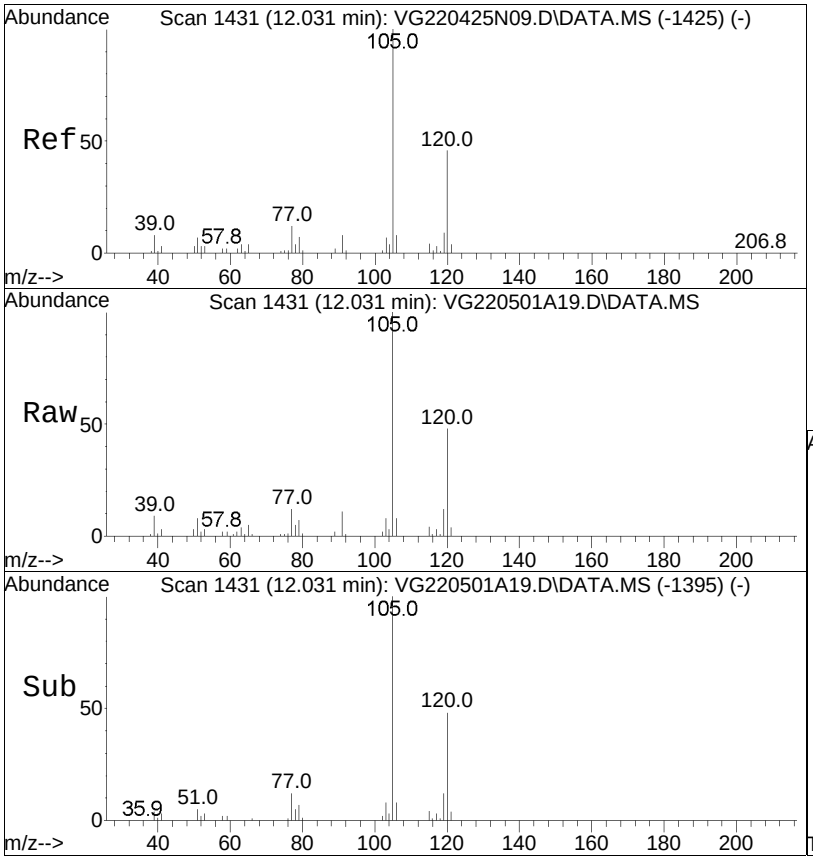

#97
1,2,4-Trimethylbenzene
Concen: 10.02 ug/L
RT: 12.031 min Scan# 1431
Delta R.T. -0.000 min
Lab File: VG220501A19.D
Acq: 1 May 2022 4:51 pm

Tgt Ion:105 Resp: 335636

Ion	Ratio	Lower	Upper
105	100		
120	46.5	37.8	56.6

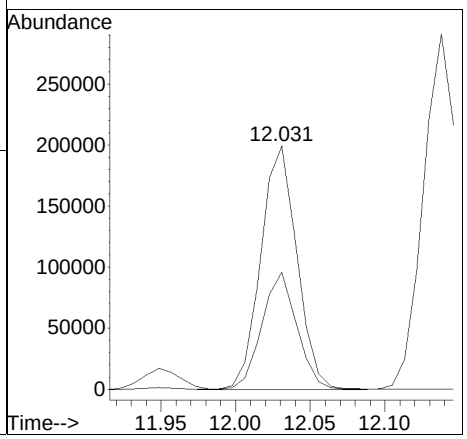

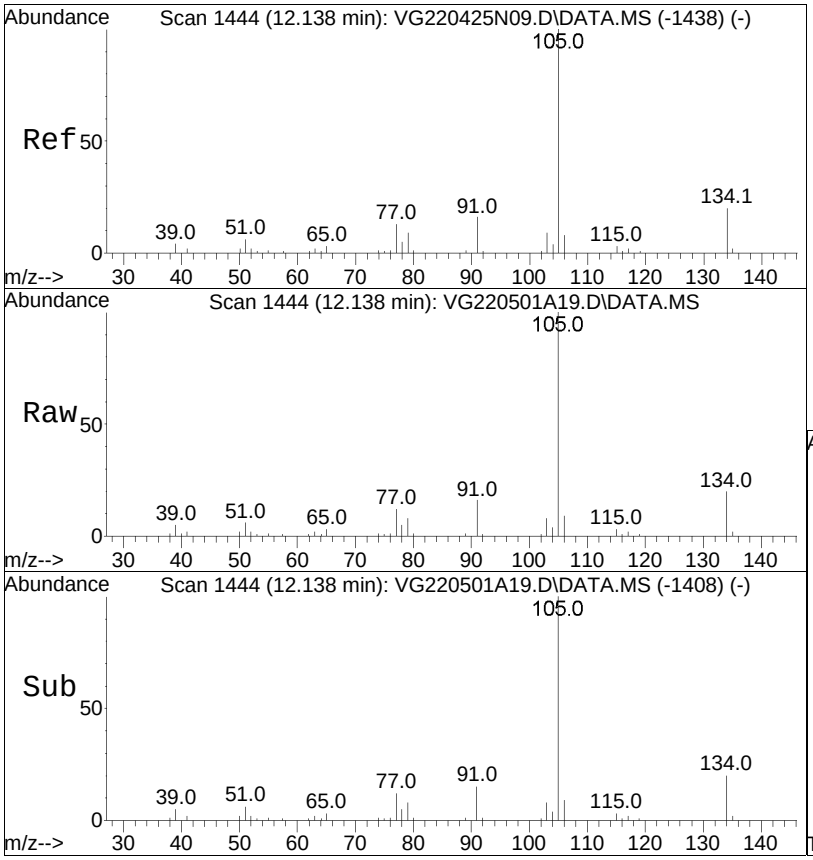

#98
sec-Butylbenzene
Concen: 10.52 ug/L
RT: 12.138 min Scan# 1444
Delta R.T. -0.000 min
Lab File: VG220501A19.D
Acq: 1 May 2022 4:51 pm

Tgt Ion:105 Resp: 485460

Ion	Ratio	Lower	Upper
105	100		
134	19.4	13.3	27.7

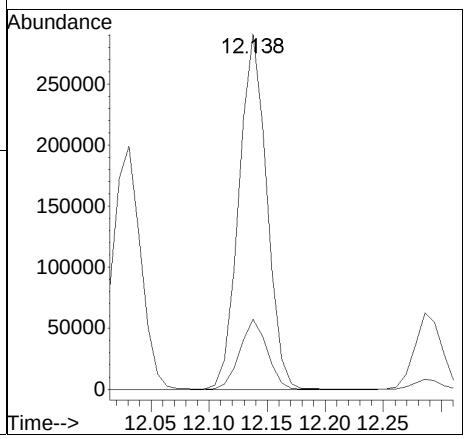

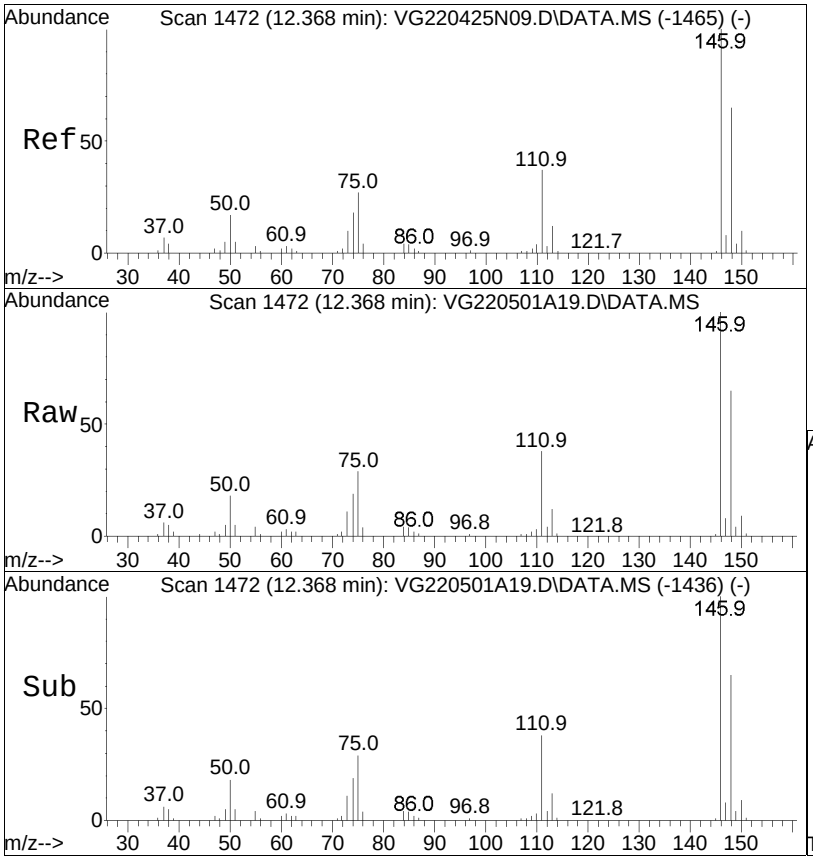

#100
1,3-Dichlorobenzene
Concen: 10.26 ug/L
RT: 12.368 min Scan# 1472
Delta R.T. 0.000 min
Lab File: VG220501A19.D
Acq: 1 May 2022 4:51 pm

Tgt Ion:146 Resp: 193555

Ion	Ratio	Lower	Upper
146	100		
111	38.2	24.4	50.6
148	63.8	41.0	85.2

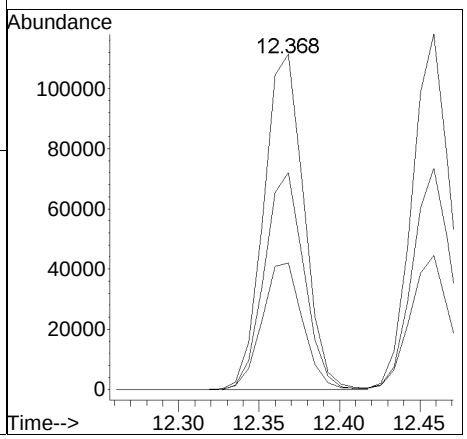

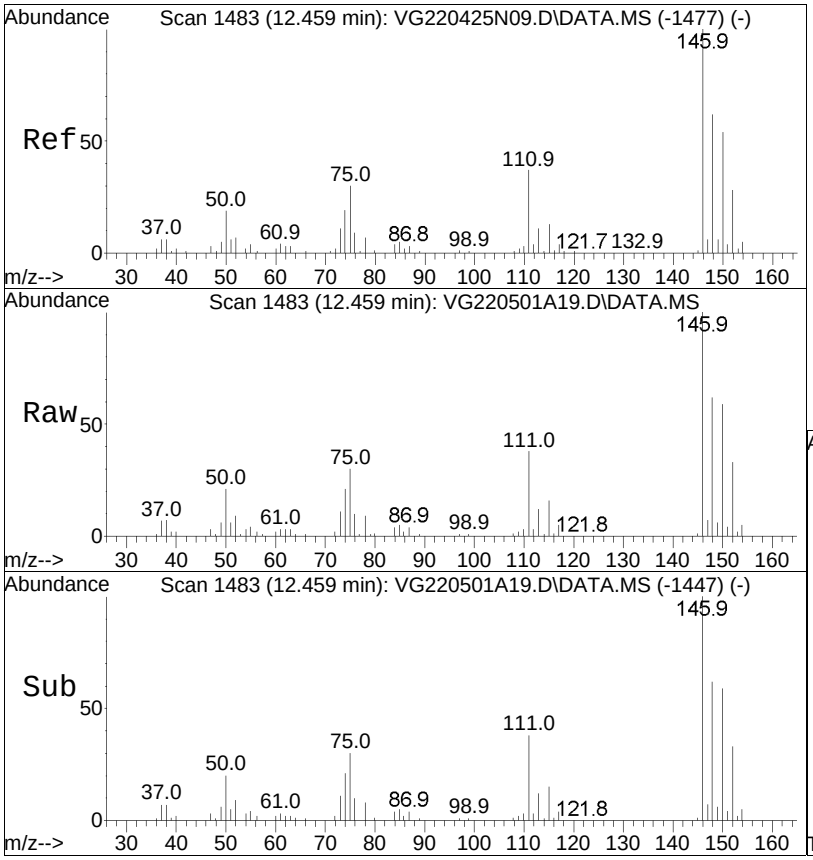

#101
1,4-Dichlorobenzene
Concen: 10.31 ug/L
RT: 12.459 min Scan# 1483
Delta R.T. -0.000 min
Lab File: VG220501A19.D
Acq: 1 May 2022 4:51 pm

Tgt Ion:146 Resp: 196429

Ion	Ratio	Lower	Upper
146	100		
111	38.7	29.3	43.9
148	63.0	51.2	76.8

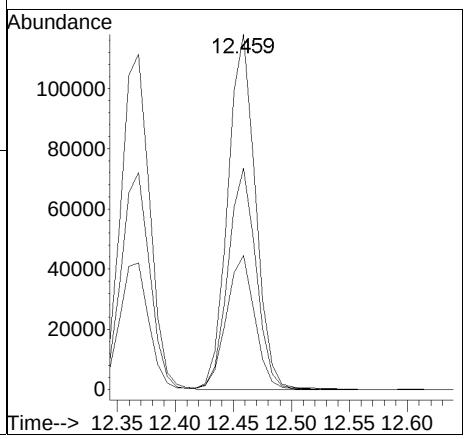

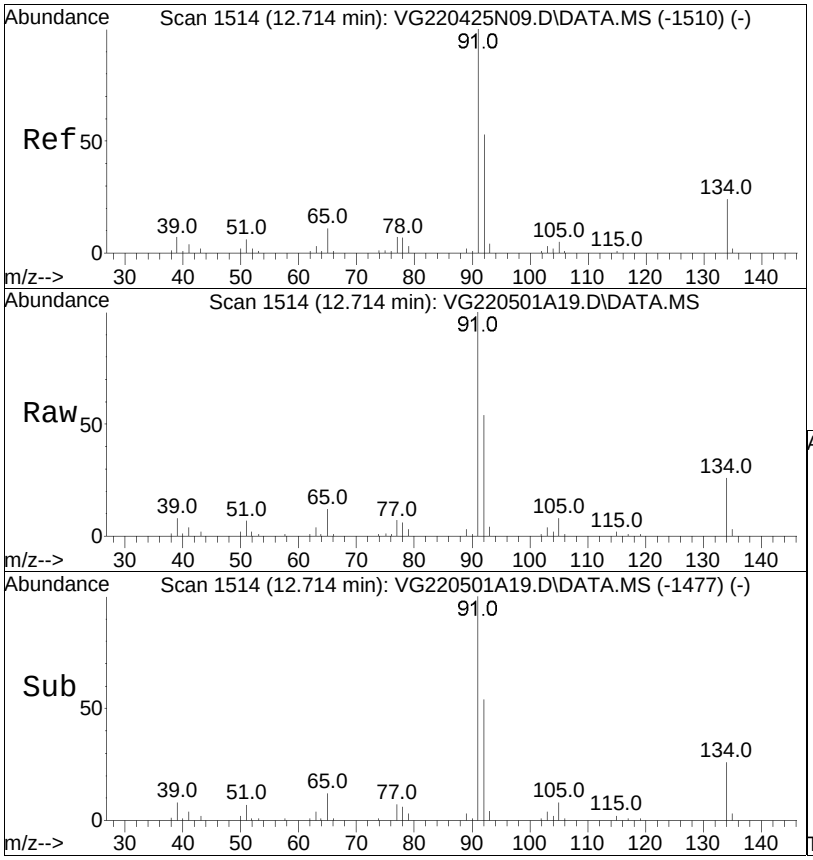

#103
n-Butylbenzene
Concen: 10.24 ug/L
RT: 12.714 min Scan# 1514
Delta R.T. -0.000 min
Lab File: VG220501A19.D
Acq: 1 May 2022 4:51 pm

Tgt Ion: 91 Resp: 344724

Ion	Ratio	Lower	Upper
91	100		
92	54.1	43.8	65.8
134	25.7	22.0	33.0

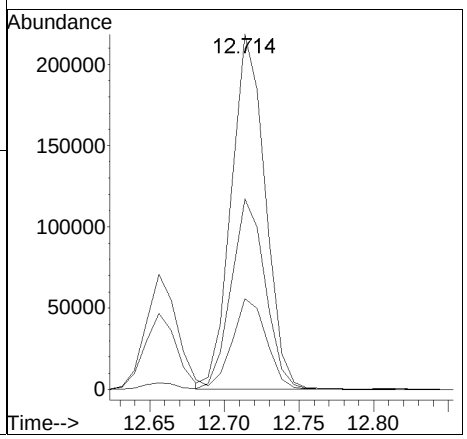

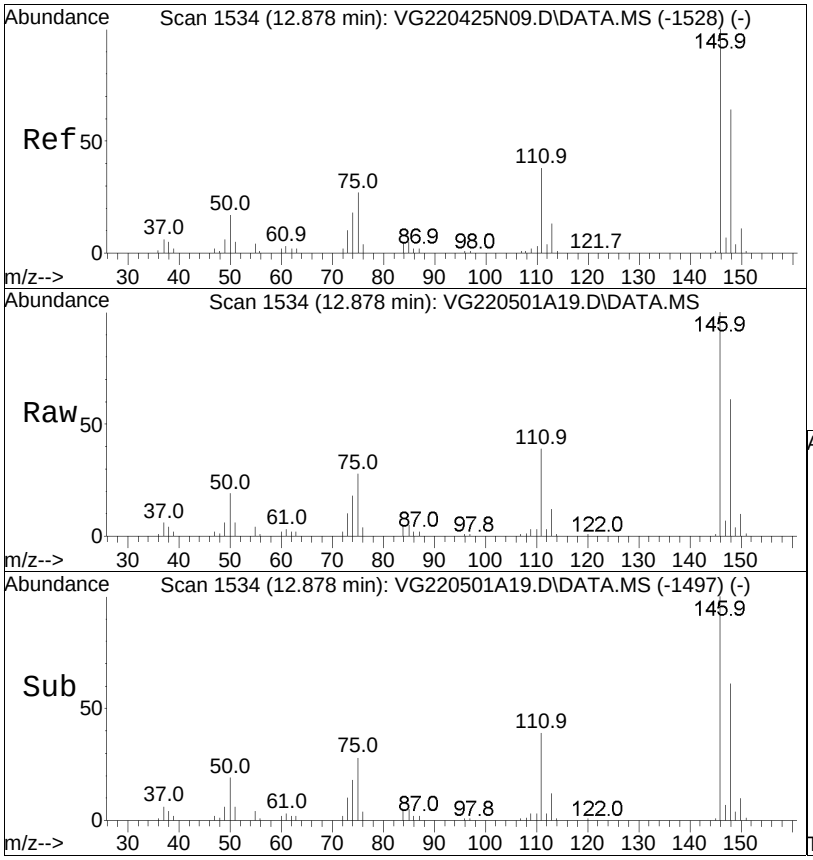

#104
1,2-Dichlorobenzene
Concen: 10.19 ug/L
RT: 12.878 min Scan# 1534
Delta R.T. 0.000 min
Lab File: VG220501A19.D
Acq: 1 May 2022 4:51 pm

Tgt Ion:146 Resp: 179703

Ion	Ratio	Lower	Upper
146	100		
111	38.7	25.4	52.8
148	62.5	41.7	86.5

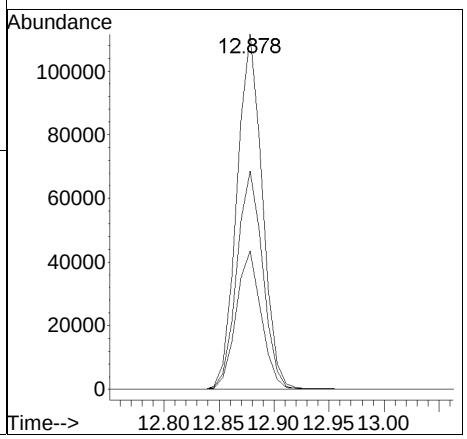

Manual Integration Report

Data Path	: I:\VOLATILES\Gonzo\2022\22Q	Method	: G_220425N_8260.m
Data File	: VG220501A19.D	Operator	: GONZO:mv
Date Inj'd	: 5/1/2022 4:51 pm	Instrument	: Gonzo
Sample	: WG1633355-7,31,5.0,10,,A	Quant Date	: 5/2/2022 8:02 am

There are no manual integrations or false positives in this file.

Calculation of Volatile Organic Compounds

Aqueous Concentration Formula: Amt * DF * Uf * (1/Vo)

Where:
DF = Dilution Factor
Vo = Sample Volume Purged (mL)
Uf = ng Unit Correction Factor (mL)

Soil Concentration Formula: Amt * DF * (1/Wt)

Where:
DF = Dilution Factor
Wt = Weight of Sample (g)

ALPHA ANALYTICAL LABORATORIES, INC.

Alpha WORK GROUP REPORT (wk02)

May 04 2022, 01:16 pm

Work Group: WG1633355 for Department: 31 GC/MS - Volatiles

Created: 02-MAY-22 Due: Operator: mv

Sample	Client ID	C	Product	Matrix	Stat	UA	HOLD	DUE	PR	Location
L2221606-02	DISCHARGE DUPLICATE	S	NYTCL-8260	WATER	SEC	U	0510	0505	S0	Vial-B
L2221939-08	FIELD BLANK	S	NYTCL-8260	WATER	DONE	U	0511	0504	S0	Vial-B
L2221939-09	TRIP BLANK	S	NYTCL-8260	WATER	DONE	U	0511	0504	S0	Vial-B
L2222221-06	FIELD BLANK 20220428	S	NYTCL-8260	WATER	DONE	U	0512	0504	S0	Vial-B
L2222221-07	TRIP BLANK	S	NYTCL-8260	WATER	DONE	U	0512	0504	S0	Vial-B
L2222362-07	TB02_042822	S	NYTCL-8260	WATER	DONE	U	0512	0504	S0	Vial-B
L2222369-01	MW-10	S	NYTCL-8260	WATER	DONE	U	0512	0504	S0	Vial-B
L2222369-03	MW-24I	S	NYTCL-8260	WATER	DONE	U	0512	0504	S0	Vial-B
L2222369-06	FB-04282022	S	NYTCL-8260	WATER	DONE	U	0512	0504	S0	Vial-B
L2222369-07	TB-04282022	S	NYTCL-8260	WATER	DONE	U	0512	0504	S0	Vial-B
WG1633355-1	MS BFB Tune Standard	S	NYTCL-8260	WATER	DONE	U				
WG1633355-2	Continuing Calibrati	S	NYTCL-8260	WATER	DONE	U				
WG1633355-3	Laboratory Control S	S	NYTCL-8260	WATER	DONE	U				
WG1633355-4	LCS Duplicate	S	NYTCL-8260	WATER	DONE	U				
WG1633355-5	Laboratory Method Bl	S	NYTCL-8260	WATER	DONE	U				
WG1633355-6	Matrix Spike	S	NYTCL-8260	WATER	DONE	U				
WG1633355-7	Matrix Spike Duplica	S	NYTCL-8260	WATER	DONE	U				

Comments:

WG1633355-4	WG1633355-3
WG1633355-6	L2222369-01
WG1633355-7	L2222369-01

ALPHA ANALYTICAL LABORATORIES, INC.

Alpha WORK GROUP REPORT (wk02)

May 04 2022, 01:16 pm

Work Group: WG1633761 for Department: 31 GC/MS - Volatiles

Created: 03-MAY-22 Due: Operator: mv

Sample	Client ID	C	Product	Matrix	Stat	UA	HOLD	DUE	PR	Location
L2222369-02	MW-20	S	NYTCL-8260	WATER	DONE	U	0512	0504	S0	Vial-B
L2222369-04	MW-D2	S	NYTCL-8260	WATER	DONE	U	0512	0504	S0	Vial-B
L2222369-05	DUP-04282022	S	NYTCL-8260	WATER	DONE	U	0512	0504	S0	Vial-B
L2222597-01	PCS-14	S	NYTCL-8260	WATER	SEC	U	0513	0505	S0	Vial-B
L2222597-02	PCS-15	S	NYTCL-8260	WATER	SEC	U	0513	0505	S0	Vial-B
L2222597-03	PCS-16	S	NYTCL-8260	WATER	SEC	U	0513	0505	S0	Vial-B
L2222597-04	PCS-17	S	NYTCL-8260	WATER	SEC	U	0513	0505	S0	Vial-B
L2222597-05	FB-04292022	S	NYTCL-8260	WATER	SEC	U	0513	0505	S0	Vial-B
L2222597-06	DUPL-01-04292022	S	NYTCL-8260	WATER	SEC	U	0513	0505	S0	Vial-B
L2222597-07	DUPL-02-04292022	S	NYTCL-8260	WATER	SEC	U	0513	0505	S0	Vial-B
L2222597-08	DUPL-03-04292022	S	NYTCL-8260	WATER	SEC	U	0513	0505	S0	Vial-B
L2222597-09	TRIP BLANK	S	NYTCL-8260	WATER	SEC	U	0513	0505	S0	Vial-B
WG1633761-1	MS BFB Tune Standard	S	NYTCL-8260	WATER	DONE	U				
WG1633761-2	Continuing Calibrati	S	NYTCL-8260	WATER	DONE	U				
WG1633761-3	Laboratory Control S	S	NYTCL-8260	WATER	DONE	U				
WG1633761-4	LCS Duplicate	S	NYTCL-8260	WATER	DONE	U				
WG1633761-5	Laboratory Method Bl	S	NYTCL-8260	WATER	DONE	U				

Comments:

WG1633761-4 WG1633761-3

Method

Inst: Gonzo BFB: V8971 GC 8260_RTX_VMS

Initials: KJD IS/SS: V8978 Autosampler: 8260

Date: **04/25/22** ICAL: V8987B, V8994 Concentrator: 8260

Run: **N** ICV: V8982, V8998, V8965, V8949, V8948, V8983 QC:____ Seq:

Vial	DATA FILE	SAMPLE	pH<2
1	VG220425NBF2	BFB TUNE	
1	VG220425NBF3	BFB TUNE	
1	VG220425NBF4	BFB TUNE	
1	VG220425N01	BLNK	
2	VG220425N02	BLNK	
3	VG220425N03	I8260STD0.19PPB	
4	VG220425N04	I8260STD0.19PPB	
5	VG220425N05	I8260STD0.5PPB	
6	VG220425N06	I8260STD0.5PPB	
7	VG220425N07	I8260STD2.0PPB	
8	VG220425N08	I8260STD2.0PPB	
9	VG220425N09	I8260STD10PPB	
10	VG220425N10	I8260STD30PPB	
11	VG220425N11	I8260STD80PPB	
12	VG220425N12	I8260STD120PPB	
13	VG220425N13	I8260STD200PPB	
14	VG220425N14	BLNK	
15	VG220425N15	BLNK	
16	VG220425N16	BLNK	
17	VG220425N17	BLNK	
18	VG220425N18	BLNK	
19	VG220425N19	C8260STD10PPB	
20	VG220425N20	C8260STD10PPB	
21	VG220425N21	BLNK	
22	VG220425N22	MDL BLNK	
23	VG220425N23	MDL 0.19PPB	
24	VG220425N24	MDL 0.5PPB	
25	VG220425N25	MDL 2.0PPB	
26	VG220425N26	BLK	

Inst: Gonzo BFB: V8971 Method GC 8260_RTX_VMS

Initials: MJV IS/SS: V8978 Autosampler: 8260

Date: **05/01/22** ICAL: V8987B, V8994 Concentrator: 8260

Run: **A** QC: ____ Seq:

Vial	DATA FILE	SAMPLE			pH<2
1	VG220501ABF2	BFB TUNE 8:32 am			
1	VG220501A01	8260 CCAL QC FAILS			
2	VG220501A02	8260 CCAL LCS			
3	VG220501A03	8260 CCAL LCSD			
4	VG220501A04	BLK			
5	VG220501A05	METHOD BLK			
6	VG220501A06	L2221939-08,31,10,10,,A,PRI	NYTCL	FB	pH<2
7	VG220501A07	L2221939-09,31,10,10,,A,PRI	NYTCL	TB	pH<2
8	VG220501A08	L2222221-06,31,10,10,,A,PRI	NYTCL	FB	pH<2
9	VG220501A09	L2222221-07,31,10,10,,A,PRI	NYTCL	TB	pH<2
10	VG220501A10	L2222362-07,31,10,10,,A,PRI	NYTCL	TB	pH<2
11	VG220501A11	L2222369-06,31,10,10,,A,PRI	NYTCL	FB	pH<2
12	VG220501A12	L2222369-07,31,10,10,,A,PRI	NYTCL	TB	pH<2
13	VG220501A13	L2222369-05,31,10,10,,A,PRI	NYTCL		pH<2
14	VG220501A14	L2222369-02,31,10,10,,A,PRI	NYTCL		pH<2
15	VG220501A15	L2222369-03,31,10,10,,A,PRI	NYTCL		pH<2
16	VG220501A16	L2222369-04,31,10,10,,A,PRI	NYTCL		pH<2
17	VG220501A17	L2222369-01D,31,5.0,10,,A1,PRI	NYTCL		pH<2
18	VG220501A18	L2222369-01MS,31,5.0,10,,A2	NYTCL		pH<2
19	VG220501A19	L2222369-01MSD,31,5.0,10,,A	NYTCL		pH<2
20	VG220501A20	BLNK			
21	VG220501A21	L2221606-02,31,10,10,,A	NY/PCE		pH<2
22	VG220501A22	L2221890-01,31,10,10,,A,PRI	NY/BENZ		pH<2
23	VG220501A23	HSTD			
24	VG220501A24	BLK			
25	VG220501A25	BLK			
26	VG220501A26	BLK			

Inst: Gonzo BFB: V8971 Method GC 8260_RTX_VMS

Initials: PD IS/SS: V8978 Autosampler: 8260

Date: **05/02/22** ICAL: V8987B,V9009 Concentrator: 8260

Run: **A** QC: ____ Seq:

Vial	DATA FILE	SAMPLE			pH<2
1	VG220502ABF1	BFB TUNE 08:24			
1	VG220502A01	8260 CCAL QC FAILS			
2	VG220502A02	8260 CCAL LCS			
3	VG220502A03	8260 CCAL LCSD			
4	VG220502A04	BLK			
5	VG220502A05	METHOD BLK			
6	VG220502A06	L2222597-01,31,10,10,,A,PRI	NYTCL		pH<2
7	VG220502A07	L2222597-02,31,10,10,,A,PRI	NYTCL		pH<2
8	VG220502A08	L2222597-03,31,10,10,,A,PRI	NYTCL		pH<2
9	VG220502A09	L2222597-04,31,10,10,,A,PRI	NYTCL		pH<2
10	VG220502A10	L2222597-05,31,10,10,,A,PRI	NYTCL	FB	pH<2
11	VG220502A11	L2222597-06,31,10,10,,A,PRI	NYTCL		pH<2
12	VG220502A12	L2222597-07,31,10,10,,A,PRI	NYTCL		pH<2
13	VG220502A13	L2222597-08,31,10,10,,A,PRI	NYTCL		pH<2
14	VG220502A14	L2222597-09,31,10,10,,A,PRI	NYTCL	TB	pH<2
15	VG220502A15	L2221569-02,31,10,10,,A,PRI	NJ/15		pH<2
16	VG220502A16	L2221569-03,31,10,10,,A,PRI	NJ/15		pH<2
17	VG220502A17	L2221255-07,31,10,10,,C	NJ/BTEX/15		pH<2
18	VG220502A18	I2220943-03D,31,2.5,10,,c	NJ/BTEX,NAPH		pH<2
19	VG220502A19	I2222369-02D,31,0.05,10,,b,pri	NY/VC	COMP VIAL	pH<2
20	VG220502A20	I2222369-04D,31,2.5,10,,c,pri	NY/VC		pH>2
21	VG220502A21	I2222369-05D,31,0.05,10,,c	NY/VC		pH<2
22	VG220502A22	L2222453-02,31,10,10,,A	PA/BTEX,MTBE		pH<2
23	VG220502A23	L2220962-16,31,10,10,,C	NJ/PCEBREAK		pH>2
24	VG220502A24	I2222048-03D,31,2.5,10,,c	NY/NAPH		pH<2
25	VG220502A25	BLK			
26	VG220502A26	I2220661-01D,31,0.00010,10,,a	8260/MATRIX2	HS	pH>2
27	VG220502A27	HSTD			
28	VG220502A28	BLK			
29	VG220502A29	BLK			
30	VG220502A30	BLK			

Wet Chemistry

Total Organic Carbon Analysis

Results

Form 1
WETCHEM

Client	: Roux Env. Eng. & Geology, DPC	**Lab Number**	: L2222369
Project Name	: PFIZER	**Project Number**	: 0047.0044Y047
Lab ID	: L2222369-01	**Date Collected**	: 04/28/22 14:00
Client ID	: MW-10	**Date Received**	: 04/28/22
Sample Location	: 60-66 GERRY STREET	**Date Analyzed**	: 05/02/22 06:53
Sample Matrix	: WATER	**Dilution Factor**	: 1
Analytical Method	: 1,9060A	**Analyst**	: DW
Lab File ID	: WG1633102	**Instrument ID**	: TOC-VW4
Sample Amount	:	**%Solids**	: N/A
Digestion Method	:	**Date Digested**	:

		ug/L			
CAS NO.	**Parameter**	**Results**	**RL**	**MDL**	**Qualifier**
7440-44-0	Total Organic Carbon	4300	500	110	

Form 1
WETCHEM

Client	: Roux Env. Eng. & Geology, DPC	**Lab Number**	: L2222369
Project Name	: PFIZER	**Project Number**	: 0047.0044Y047
Lab ID	: L2222369-02	**Date Collected**	: 04/28/22 13:05
Client ID	: MW-20	**Date Received**	: 04/28/22
Sample Location	: 60-66 GERRY STREET	**Date Analyzed**	: 05/02/22 07:28
Sample Matrix	: WATER	**Dilution Factor**	: 1
Analytical Method	: 1,9060A	**Analyst**	: DW
Lab File ID	: WG1633102	**Instrument ID**	: TOC-VW4
Sample Amount	:	**%Solids**	: N/A
Digestion Method	:	**Date Digested**	:

		ug/L			
CAS NO.	**Parameter**	**Results**	**RL**	**MDL**	**Qualifier**
7440-44-0	Total Organic Carbon	5100	500	110	

Form 1
WETCHEM

Client	: Roux Env. Eng. & Geology, DPC	**Lab Number**	: L2222369
Project Name	: PFIZER	**Project Number**	: 0047.0044Y047
Lab ID	: L2222369-03	**Date Collected**	: 04/28/22 11:15
Client ID	: MW-24I	**Date Received**	: 04/28/22
Sample Location	: 60-66 GERRY STREET	**Date Analyzed**	: 05/02/22 08:04
Sample Matrix	: WATER	**Dilution Factor**	: 1
Analytical Method	: 1,9060A	**Analyst**	: DW
Lab File ID	: WG1633102	**Instrument ID**	: TOC-VW4
Sample Amount	:	**%Solids**	: N/A
Digestion Method	:	**Date Digested**	:

		ug/L			
CAS NO.	**Parameter**	**Results**	**RL**	**MDL**	**Qualifier**
7440-44-0	Total Organic Carbon	3500	500	110	

Form 1
WETCHEM

Client	: Roux Env. Eng. & Geology, DPC	**Lab Number**	: L2222369
Project Name	: PFIZER	**Project Number**	: 0047.0044Y047
Lab ID	: L2222369-04	**Date Collected**	: 04/28/22 11:45
Client ID	: MW-D2	**Date Received**	: 04/28/22
Sample Location	: 60-66 GERRY STREET	**Date Analyzed**	: 05/02/22 08:31
Sample Matrix	: WATER	**Dilution Factor**	: 4
Analytical Method	: 1,9060A	**Analyst**	: DW
Lab File ID	: WG1633102	**Instrument ID**	: TOC-VW4
Sample Amount	:	**%Solids**	: N/A
Digestion Method	:	**Date Digested**	:

		ug/L			
CAS NO.	**Parameter**	**Results**	**RL**	**MDL**	**Qualifier**
7440-44-0	Total Organic Carbon	20000	2000	460	

Form 1
WETCHEM

Client	: Roux Env. Eng. & Geology, DPC	**Lab Number**	: L2222369
Project Name	: PFIZER	**Project Number**	: 0047.0044Y047
Lab ID	: L2222369-05	**Date Collected**	: 04/28/22 12:00
Client ID	: DUP-04282022	**Date Received**	: 04/28/22
Sample Location	: 60-66 GERRY STREET	**Date Analyzed**	: 05/02/22 09:06
Sample Matrix	: WATER	**Dilution Factor**	: 1
Analytical Method	: 1,9060A	**Analyst**	: DW
Lab File ID	: WG1633102	**Instrument ID**	: TOC-VW4
Sample Amount	:	**%Solids**	: N/A
Digestion Method	:	**Date Digested**	:

		ug/L			
CAS NO.	**Parameter**	**Results**	**RL**	**MDL**	**Qualifier**
7440-44-0	Total Organic Carbon	5100	500	110	

Form 1
WETCHEM

Client	: Roux Env. Eng. & Geology, DPC	**Lab Number**	: L2222369
Project Name	: PFIZER	**Project Number**	: 0047.0044Y047
Lab ID	: L2222369-06	**Date Collected**	: 04/28/22 12:20
Client ID	: FB-04282022	**Date Received**	: 04/28/22
Sample Location	: 60-66 GERRY STREET	**Date Analyzed**	: 05/02/22 09:30
Sample Matrix	: WATER	**Dilution Factor**	: 1
Analytical Method	: 1,9060A	**Analyst**	: DW
Lab File ID	: WG1633102	**Instrument ID**	: TOC-VW4
Sample Amount	:	**%Solids**	: N/A
Digestion Method	:	**Date Digested**	:

		ug/L			
CAS NO.	**Parameter**	**Results**	**RL**	**MDL**	**Qualifier**
7440-44-0	Total Organic Carbon	170	500	110	J

Form 1
WETCHEM

Client	: Roux Env. Eng. & Geology, DPC	**Lab Number**	: L2222369
Project Name	: PFIZER	**Project Number**	: 0047.0044Y047
Lab ID	: WG1633102-1	**Date Collected**	: NA
Client ID	: WG1633102-1BLANK	**Date Received**	: NA
Sample Location	:	**Date Analyzed**	: 05/02/22 05:23
Sample Matrix	: WATER	**Dilution Factor**	: 1
Analytical Method	: 1,9060A	**Analyst**	: DW
Lab File ID	: WG1633102	**Instrument ID**	: TOC-VW4
Sample Amount	:	**%Solids**	: N/A
Digestion Method	:	**Date Digested**	:

		ug/L			
CAS NO.	**Parameter**	**Results**	**RL**	**MDL**	**Qualifier**
7440-44-0	Total Organic Carbon	ND	500	110	U

Form 1
WETCHEM

Client	: Roux Env. Eng. & Geology, DPC	**Lab Number**	: L2222369
Project Name	: PFIZER	**Project Number**	: 0047.0044Y047
Lab ID	: WG1633102-3	**Date Collected**	: 04/28/22 14:00
Client ID	: MW-10DUP	**Date Received**	: 04/28/22
Sample Location	:	**Date Analyzed**	: 05/02/22 12:04
Sample Matrix	: WATER	**Dilution Factor**	: 1
Analytical Method	: 1,9060A	**Analyst**	: DW
Lab File ID	: WG1633102	**Instrument ID**	: TOC-VW4
Sample Amount	:	**%Solids**	: N/A
Digestion Method	:	**Date Digested**	:

		ug/L			
CAS NO.	**Parameter**	**Results**	**RL**	**MDL**	**Qualifier**
7440-44-0	Total Organic Carbon	4400	500	110	

Instr.Information

System TOC-VW
Instrument Options TOC/ASI/

Cal. Curve

TOC 4
12282021
D

Sample Name: 12282021 TOC4 CURVE
Sample ID:
Cal. Curve: 12282021 TOC4 CURVE.2021_12_28_04_20_01.cal
Status Completed

Type	Anal.
Standard	NPOC

Conc: 0.000mg/L

No.	Area	Inj. Vol.	Aut. Dil.	Rem.	Ex.	Date / Time
1	10.91	2500uL	1	*******		12/28/2021 4:30:40
2	10.58	2500uL	1	*******		12/28/2021 4:35:57

Acid Add. 3.000%
Sp. Time 180.0sec
Mean Area 10.75

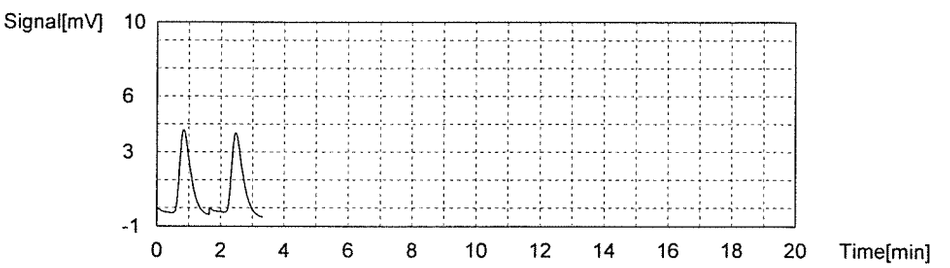

Conc: 0.5000mg/L

No.	Area	Inj. Vol.	Aut. Dil.	Rem.	Ex.	Date / Time
1	91.81	2500uL	1	*******		12/28/2021 4:47:02
2	92.82	2500uL	1	*******		12/28/2021 4:51:23

Acid Add. 3.000%
Sp. Time 180.0sec
Mean Area 92.31

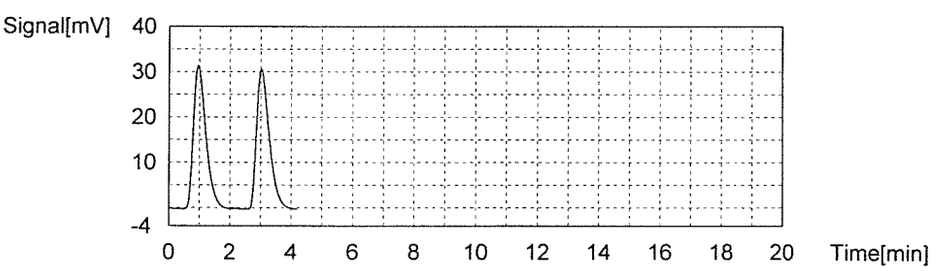

Conc: 1.000mg/L

No.	Area	Inj. Vol.	Aut. Dil.	Rem.	Ex.	Date / Time
1	175.4	2500uL	1	*******		12/28/2021 5:02:35
2	175.5	2500uL	1	*******		12/28/2021 5:06:55

Acid Add. 3.000%
Sp. Time 180.0sec
Mean Area 175.4

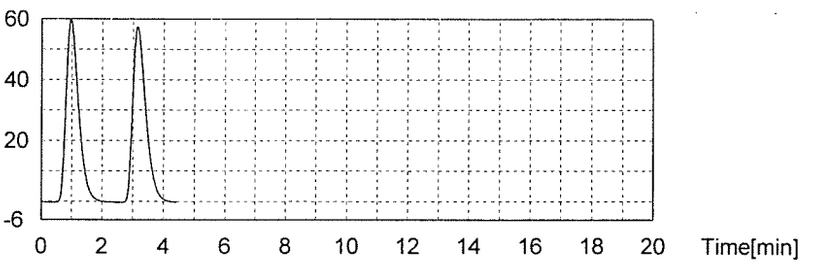

Conc: 5.000mg/L

No.	Area	Inj. Vol.	Aut. Dil.	Rem.	Ex.	Date / Time
1	832.4	2500uL	1	*******		12/28/2021 5:18:37
2	840.8	2500uL	1	*******		12/28/2021 5:23:26

Acid Add. 3.000%
Sp. Time 180.0sec
Mean Area 836.6

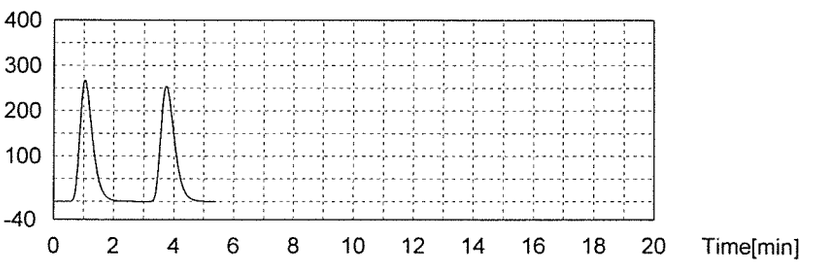

Conc: 10.00mg/L

No.	Area	Inj. Vol.	Aut. Dil.	Rem.	Ex.	Date / Time
1	1719	2500uL	1	*******		12/28/2021 5:35:29
2	1743	2500uL	1	*******		12/28/2021 5:40:43

Acid Add. 3.000%
Sp. Time 180.0sec
Mean Area 1731

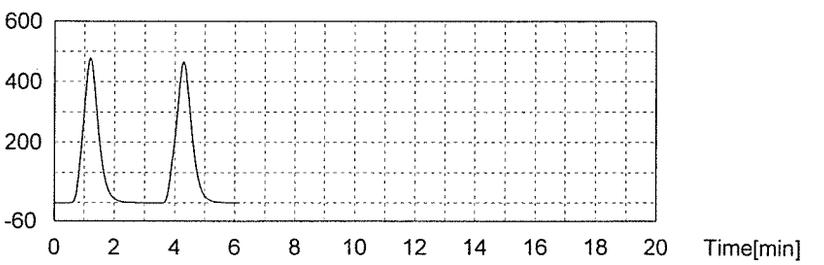

Slope:	171.6
Intercept	2.870
r^2	0.9996
r	0.9998
Zero Shift	No

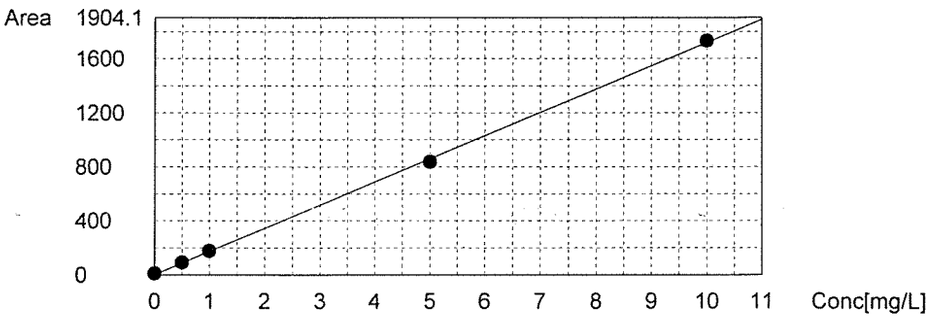

$y = 2.87$

$m = 171.6$

conc.	A	$\frac{A-y}{m}$	%
Ø	10.75	—	
0.5	92.31	0.521	104
1.0	175.4	1.005	101
5.0	836.6	4.86	97
10.0	1731	10.07	101

✓

JH

Sample Raw Data

Instr.Information

System TOC-VW
Instrument Options TOC/ASI/

Sample

Sample Name: DI
Sample ID:
Origin: toc doc 4 reps method.met
Status Completed
Chk. Result

Type	Anal.	Manual Dilution	Result
Unknown	NPOC	1.000	NPOC:0.07072mg/L

1. Det

Anal.: NPOC

No.	Area	Conc.	Inj. Vol.	Aut. Dil.	Ex.	Cal. Curve	Date / Time
1	15.69	0.09491mg/L	2500uL	1		04272022 TOC4 CURVE.2022_0	5/2/2022 3:22:10 AM
2	8.872	0.06300mg/L	2500uL	1		04272022 TOC4 CURVE.2022_0	5/2/2022 3:27:55 AM
3	8.822	0.06277mg/L	2500uL	1		04272022 TOC4 CURVE.2022_0	5/2/2022 3:33:32 AM
4	8.701	0.06220mg/L	2500uL	1		04272022 TOC4 CURVE.2022_0	5/2/2022 3:39:10 AM

Mean Area 10.52
Mean Conc. 0.07072mg/l

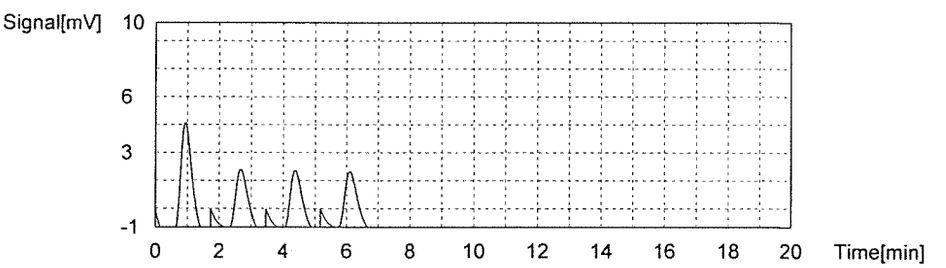

Sample

Sample Name: IC CK STD
Sample ID:
Origin: toc doc 4 reps method.met
Status Completed
Chk. Result

Type	Anal.	Manual Dilution	Result
Unknown	NPOC	1.000	NPOC:0.1361mg/L

1. Det

Anal.: NPOC

No.	Area	Conc.	Inj. Vol.	Aut. Dil.	Ex.	Cal. Curve	Date / Time
1	24.87	0.1379mg/L	2500uL	1		04272022 TOC4 CURVE.2022_0	5/2/2022 3:50:02 AM
2	23.40	0.1310mg/L	2500uL	1		04272022 TOC4 CURVE.2022_0	5/2/2022 3:55:36 AM
3	24.96	0.1383mg/L	2500uL	1		04272022 TOC4 CURVE.2022_0	5/2/2022 4:01:17 AM
4	24.75	0.1373mg/L	2500uL	1		04272022 TOC4 CURVE.2022_0	5/2/2022 4:06:54 AM

Mean Area 24.50
Mean Conc. 0.1361mg/L

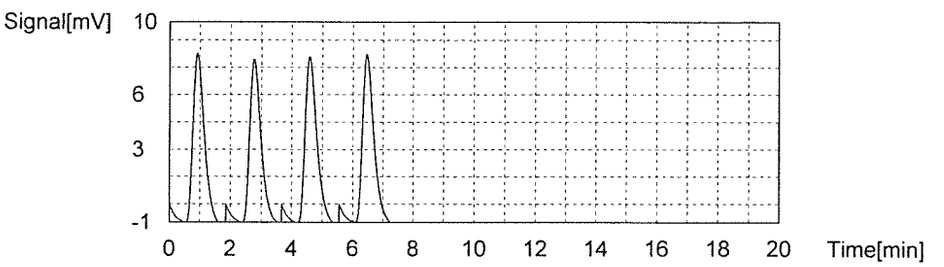

Sample

Sample Name: ICV
Sample ID:
Origin: toc doc 4 reps method.met
Status Completed
Chk. Result

Type	Anal.	Manual Dilution	Result
Unknown	NPOC	1.000	NPOC:3.899mg/L

1. Det

Anal.: NPOC

No.	Area	Conc.	Inj. Vol.	Aut. Dil.	Ex.	Cal. Curve	Date / Time
1	823.4	3.876mg/L	2500uL	1		04272022 TOC4 CURVE.2022_0	5/2/2022 4:18:35 AM
2	827.3	3.894mg/L	2500uL	1		04272022 TOC4 CURVE.2022_0	5/2/2022 4:23:36 AM
3	831.5	3.914mg/L	2500uL	1		04272022 TOC4 CURVE.2022_0	5/2/2022 4:28:33 AM
4	831.1	3.912mg/L	2500uL	1		04272022 TOC4 CURVE.2022_0	5/2/2022 4:33:28 AM

Mean Area 828.3
Mean Conc. 3.899mg/L

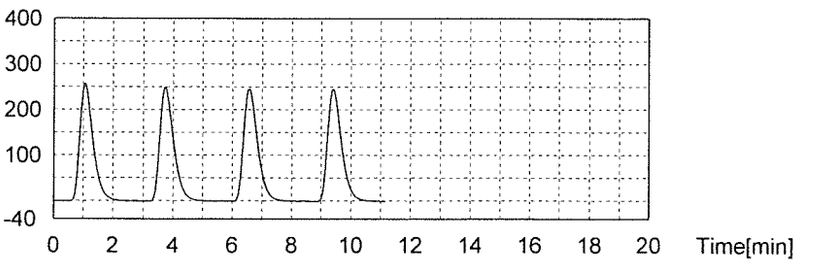

Sample

Sample Name: ICB
Sample ID:
Origin: toc doc 4 reps method.met
Status Completed
Chk. Result

Type	Anal.	Manual Dilution	Result
Unknown	NPOC	1.000	NPOC:0.06108mg/L

1. Det

Anal.: NPOC

No.	Area	Conc.	Inj. Vol.	Aut. Dil.	Ex.	Cal. Curve	Date / Time
1	8.527	0.06139mg/L	2500uL	1		04272022 TOC4 CURVE.2022_0	5/2/2022 4:44:12 AM
2	8.576	0.06162mg/L	2500uL	1		04272022 TOC4 CURVE.2022_0	5/2/2022 4:48:58 AM
3	8.476	0.06115mg/L	2500uL	1		04272022 TOC4 CURVE.2022_0	5/2/2022 4:53:44 AM
4	8.266	0.06016mg/L	2500uL	1		04272022 TOC4 CURVE.2022_0	5/2/2022 4:58:30 AM

Mean Area 8.461
Mean Conc. 0.06108mg/l

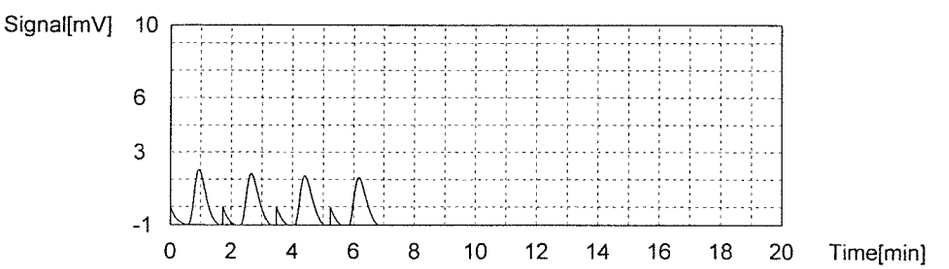

Sample

Sample Name: MB
Sample ID:
Origin: toc doc 4 reps method.met
Status Completed
Chk. Result

Type	Anal.	Manual Dilution	Result
Unknown	NPOC	1.000	NPOC:0.06151mg/L

1. Det

Anal.: NPOC

No.	Area	Conc.	Inj. Vol.	Aut. Dil.	Ex.	Cal. Curve	Date / Time
1	8.267	0.06017mg/L	2500uL	1		04272022 TOC4 CURVE.2022_0	5/2/2022 5:09:14 AM
2	8.723	0.06230mg/L	2500uL	1		04272022 TOC4 CURVE.2022_0	5/2/2022 5:14:01 AM
3	8.453	0.06104mg/L	2500uL	1		04272022 TOC4 CURVE.2022_0	5/2/2022 5:18:45 AM
4	8.773	0.06254mg/L	2500uL	1		04272022 TOC4 CURVE.2022_0	5/2/2022 5:23:28 AM

Mean Area 8.554
Mean Conc. 0.06151mg/l

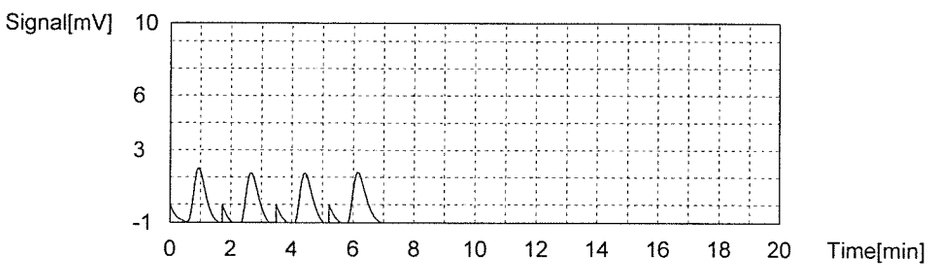

Sample

Sample Name: LCS
Sample ID:
Origin: toc doc 4 reps method.met
Status Completed
Chk. Result

Type	Anal.	Manual Dilution	Result
Unknown	NPOC	1.000	NPOC:3.789mg/L

1. Det

Anal.: NPOC

No.	Area	Conc.	Inj. Vol.	Aut. Dil.	Ex.	Cal. Curve	Date / Time
1	799.7	3.765mg/L	2500uL	1		04272022 TOC4 CURVE.2022_0	5/2/2022 5:35:13 AM
2	803.7	3.783mg/L	2500uL	1		04272022 TOC4 CURVE.2022_0	5/2/2022 5:40:06 AM
3	814.1	3.832mg/L	2500uL	1		04272022 TOC4 CURVE.2022_0	5/2/2022 5:44:59 AM
4	802.1	3.776mg/L	2500uL	1		04272022 TOC4 CURVE.2022_0	5/2/2022 5:49:54 AM

Mean Area 804.9
Mean Conc. 3.789mg/L

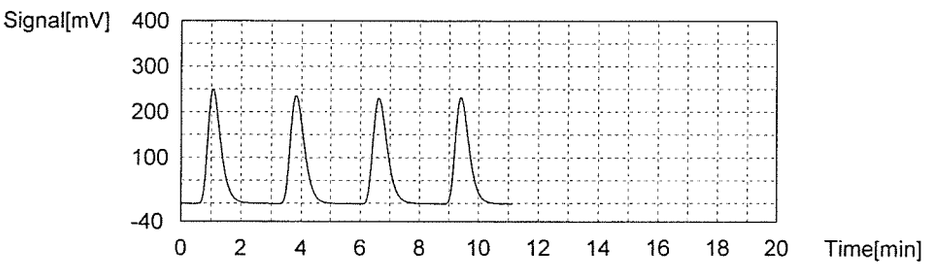

Sample

Sample Name: 22369-01
Sample ID:
Origin: toc doc 4 reps method.met
Status Completed
Chk. Result

Type	Anal.	Manual Dilution	Result
Unknown	NPOC	1.000	NPOC:4.269mg/L

1. Det

Anal.: NPOC

No.	Area	Conc.	Inj. Vol.	Aut. Dil.	Ex.	Cal. Curve	Date / Time
1	905.5	4.260mg/L	2500uL	1		04272022 TOC4 CURVE.2022_0	5/2/2022 6:33:31 AM
2	903.7	4.251mg/L	2500uL	1		04272022 TOC4 CURVE.2022_0	5/2/2022 6:40:05 AM
3	905.2	4.258mg/L	2500uL	1		04272022 TOC4 CURVE.2022_0	5/2/2022 6:46:34 AM
4	915.1	4.305mg/L	2500uL	1		04272022 TOC4 CURVE.2022_0	5/2/2022 6:53:03 AM

Mean Area 907.4
Mean Conc. 4.269mg/L

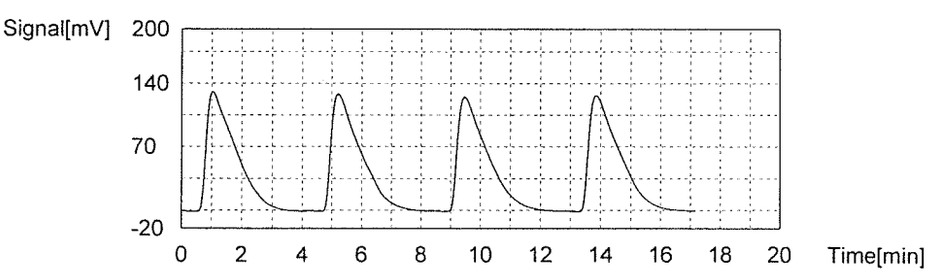

Sample

Sample Name: 22369-02
Sample ID:
Origin: toc doc 4 reps method.met
Status Completed
Chk. Result

Type	Anal.	Manual Dilution	Result
Unknown	NPOC	1.000	NPOC:5.135mg/L

1. Det

Anal.: NPOC

No.	Area	Conc.	Inj. Vol.	Aut. Dil.	Ex.	Cal. Curve	Date / Time
1	1079	5.072mg/L	2500uL	1		04272022 TOC4 CURVE.2022_0	5/2/2022 7:06:52 AM
2	1089	5.119mg/L	2500uL	1		04272022 TOC4 CURVE.2022_0	5/2/2022 7:14:06 AM
3	1101	5.175mg/L	2500uL	1		04272022 TOC4 CURVE.2022_0	5/2/2022 7:21:15 AM
4	1101	5.175mg/L	2500uL	1		04272022 TOC4 CURVE.2022_0	5/2/2022 7:28:33 AM

Mean Area 1093
Mean Conc. 5.135mg/L

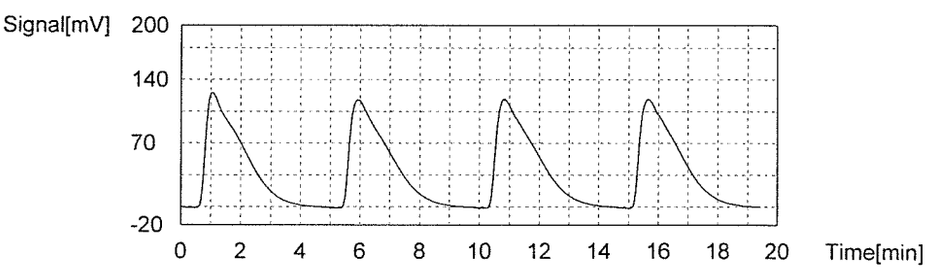

Sample

Sample Name: 22369-03
Sample ID:
Origin: toc doc 4 reps method.met
Status Completed
Chk. Result

Type	Anal.	Manual Dilution	Result
Unknown	NPOC	1.000	NPOC:3.475mg/L

1. Det

Anal.: NPOC

No.	Area	Conc.	Inj. Vol.	Aut. Dil.	Ex.	Cal. Curve	Date / Time
1	733.3	3.454mg/L	2500uL	1		04272022 TOC4 CURVE.2022_0	5/2/2022 7:42:28 AM
2	737.6	3.474mg/L	2500uL	1		04272022 TOC4 CURVE.2022_0	5/2/2022 7:49:28 AM
3	741.3	3.491mg/L	2500uL	1		04272022 TOC4 CURVE.2022_0	5/2/2022 7:56:45 AM
4	739.2	3.481mg/L	2500uL	1		04272022 TOC4 CURVE.2022_0	5/2/2022 8:04:05 AM

Mean Area 737.9
Mean Conc. 3.475mg/L

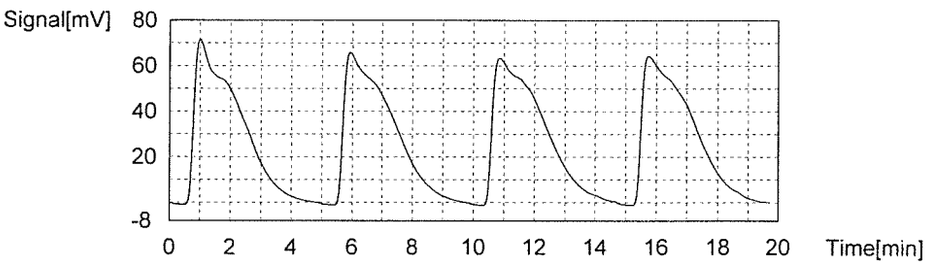

Sample

Sample Name: 22369-04 4X SED
Sample ID:
Origin: toc doc 4 reps method.met
Status Completed
Chk. Result

Type	Anal.	Manual Dilution	Result
Unknown	NPOC	1.000	NPOC:4.976mg/L

1. Det

Anal.: NPOC

No.	Area	Conc.	Inj. Vol.	Aut. Dil.	Ex.	Cal. Curve	Date / Time
1	1033	4.857mg/L	2500uL	1		04272022 TOC4 CURVE.2022_0	5/2/2022 8:16:02 AM
2	1049	4.932mg/L	2500uL	1		04272022 TOC4 CURVE.2022_0	5/2/2022 8:21:00 AM
3	1073	5.044mg/L	2500uL	1		04272022 TOC4 CURVE.2022_0	5/2/2022 8:26:03 AM
4	1079	5.072mg/L	2500uL	1		04272022 TOC4 CURVE.2022_0	5/2/2022 8:31:08 AM

Mean Area 1059
Mean Conc. 4.976mg/L

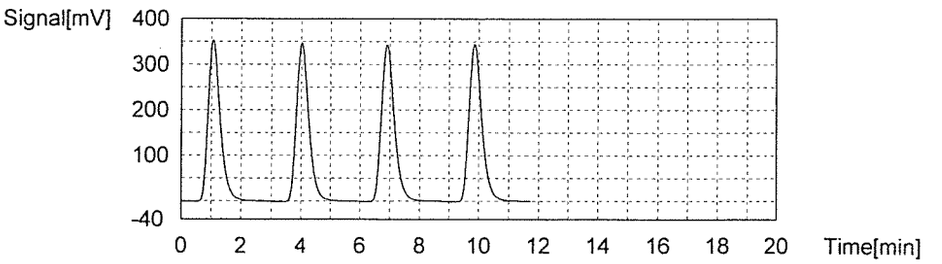

Sample

Sample Name: 22369-05
Sample ID:
Origin: toc doc 4 reps method.met
Status Completed
Chk. Result

Type	Anal.	Manual Dilution	Result
Unknown	NPOC	1.000	NPOC:5.147mg/L

1. Det

Anal.: NPOC

No.	Area	Conc.	Inj. Vol.	Aut. Dil.	Ex.	Cal. Curve	Date / Time
1	1089	5.119mg/L	2500uL	1		04272022 TOC4 CURVE.2022_0	5/2/2022 8:45:03 AM
2	1086	5.105mg/L	2500uL	1		04272022 TOC4 CURVE.2022_0	5/2/2022 8:52:03 AM
3	1097	5.156mg/L	2500uL	1		04272022 TOC4 CURVE.2022_0	5/2/2022 8:59:17 AM
4	1108	5.208mg/L	2500uL	1		04272022 TOC4 CURVE.2022_0	5/2/2022 9:06:35 AM

Mean Area 1095
Mean Conc. 5.147mg/L

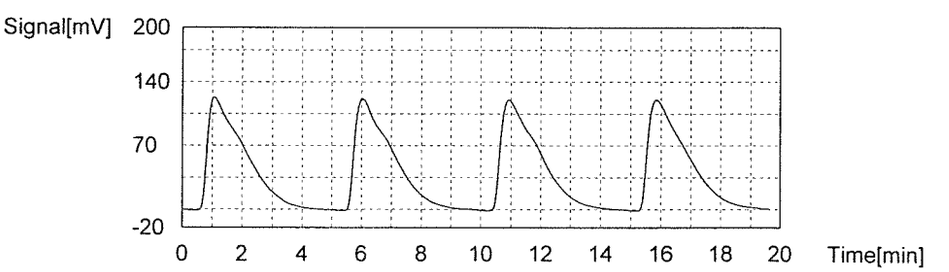

Sample

Sample Name: 22369-06 FB
Sample ID:
Origin: toc doc 4 reps method.met
Status Completed
Chk. Result

Type	Anal.	Manual Dilution	Result
Unknown	NPOC	1.000	NPOC:0.1725mg/L

1. Det

Anal.: NPOC

No.	Area	Conc.	Inj. Vol.	Aut. Dil.	Ex.	Cal. Curve	Date / Time
1	34.70	0.1839mg/L	2500uL	1		04272022 TOC4 CURVE.2022_0	5/2/2022 9:17:38 AM
2	31.71	0.1699mg/L	2500uL	1		04272022 TOC4 CURVE.2022_0	5/2/2022 9:21:58 AM
3	33.05	0.1762mg/L	2500uL	1		04272022 TOC4 CURVE.2022_0	5/2/2022 9:26:20 AM
4	29.59	0.1600mg/L	2500uL	1		04272022 TOC4 CURVE.2022_0	5/2/2022 9:30:34 AM

Mean Area 32.26
Mean Conc. 0.1725mg/L

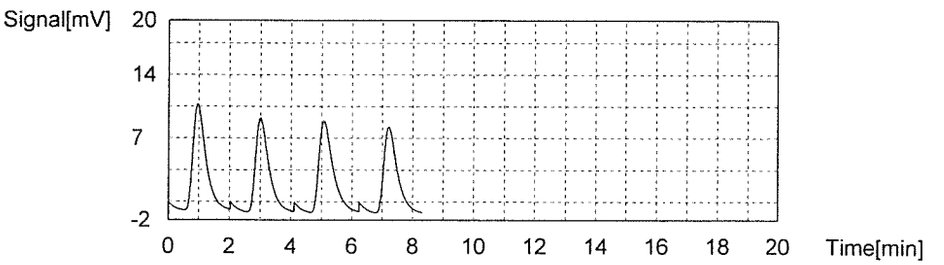

Sample

Sample Name: 22594-01
Sample ID:
Origin: toc doc 4 reps method.met
Status Completed
Chk. Result

Type	Anal.	Manual Dilution	Result
Unknown	NPOC	1.000	NPOC:3.761mg/L

1. Det

Anal.: NPOC

No.	Area	Conc.	Inj. Vol.	Aut. Dil.	Ex.	Cal. Curve	Date / Time
1	791.8	3.728mg/L	2500uL	1		04272022 TOC4 CURVE.2022_0	5/2/2022 9:43:04 AM
2	792.0	3.729mg/L	2500uL	1		04272022 TOC4 CURVE.2022_0	5/2/2022 9:48:45 AM
3	801.7	3.774mg/L	2500uL	1		04272022 TOC4 CURVE.2022_0	5/2/2022 9:54:23 AM
4	809.8	3.812mg/L	2500uL	1		04272022 TOC4 CURVE.2022_0	5/2/2022 10:00:06 A

Mean Area 798.8
Mean Conc. 3.761mg/L

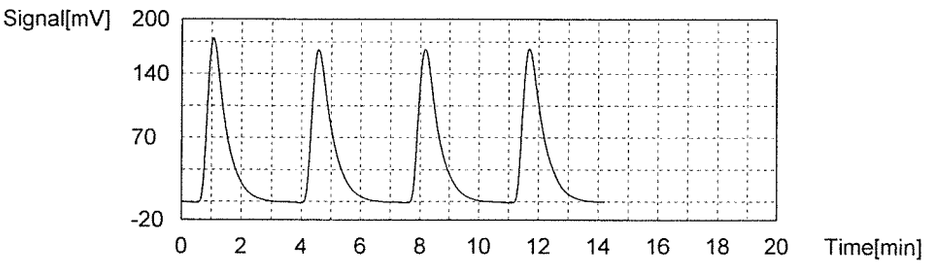

Sample

Sample Name: 22594-02
Sample ID:
Origin: toc doc 4 reps method.met
Status Completed
Chk. Result

Type	Anal.	Manual Dilution	Result
Unknown	NPOC	1.000	NPOC:3.013mg/L

1. Det

Anal.: NPOC

No.	Area	Conc.	Inj. Vol.	Aut. Dil.	Ex.	Cal. Curve	Date / Time
1	632.7	2.983mg/L	2500uL	1		04272022 TOC4 CURVE.2022_0	5/2/2022 10:14:01 A
2	636.6	3.001mg/L	2500uL	1		04272022 TOC4 CURVE.2022_0	5/2/2022 10:21:17 A
3	642.3	3.028mg/L	2500uL	1		04272022 TOC4 CURVE.2022_0	5/2/2022 10:28:36 A
4	644.5	3.038mg/L	2500uL	1		04272022 TOC4 CURVE.2022_0	5/2/2022 10:35:55 A

Mean Area 639.0
Mean Conc. 3.013mg/L

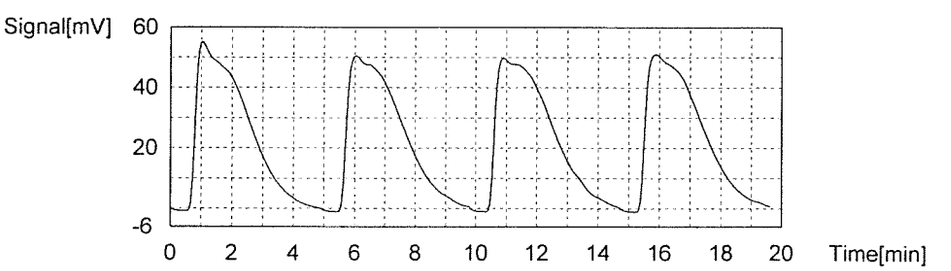

Sample

Sample Name: CCV
Sample ID:
Origin: toc doc 4 reps method.met
Status Completed
Chk. Result

Type	Anal.	Manual Dilution	Result
Unknown	NPOC	1.000	NPOC:3.874mg/L

1. Det

Anal.: NPOC

No.	Area	Conc.	Inj. Vol.	Aut. Dil.	Ex.	Cal. Curve	Date / Time
1	815.6	3.839mg/L	2500uL	1		04272022 TOC4 CURVE.2022_0	5/2/2022 10:51:20 A
2	825.8	3.887mg/L	2500uL	1		04272022 TOC4 CURVE.2022_0	5/2/2022 10:56:16 A
3	823.3	3.875mg/L	2500uL	1		04272022 TOC4 CURVE.2022_0	5/2/2022 11:01:10 A
4	827.8	3.896mg/L	2500uL	1		04272022 TOC4 CURVE.2022_0	5/2/2022 11:06:09 A

Mean Area 823.1
Mean Conc. 3.874mg/L

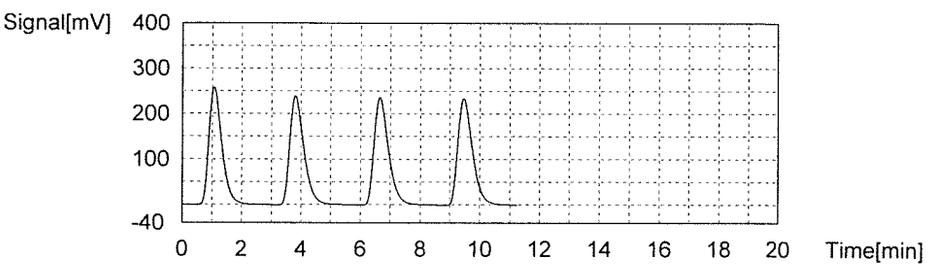

Sample

Sample Name: CCB
Sample ID:
Origin: toc doc 4 reps method.met
Status Completed
Chk. Result

Type	Anal.	Manual Dilution	Result
Unknown	NPOC	1.000	NPOC:0.06129mg/L

1. Det

Anal.: NPOC

No.	Area	Conc.	Inj. Vol.	Aut. Dil.	Ex.	Cal. Curve	Date / Time
1	8.415	0.06086mg/L	2500uL	1		04272022 TOC4 CURVE.2022_0	5/2/2022 11:16:53 A
2	8.242	0.06005mg/L	2500uL	1		04272022 TOC4 CURVE.2022_0	5/2/2022 11:21:35 A
3	8.763	0.06249mg/L	2500uL	1		04272022 TOC4 CURVE.2022_0	5/2/2022 11:26:19 A
4	8.605	0.06175mg/L	2500uL	1		04272022 TOC4 CURVE.2022_0	5/2/2022 11:31:01 A

Mean Area 8.506
Mean Conc. 0.06129mg/l

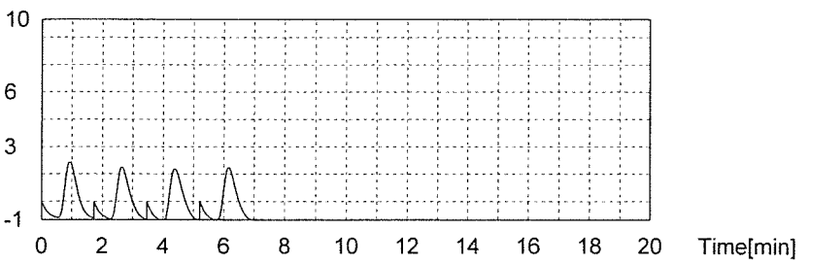

Sample

Sample Name: 22369-01 DUP
Sample ID:
Origin: toc doc 4 reps method.met
Status Completed
Chk. Result

Type	Anal.	Manual Dilution	Result
Unknown	NPOC	1.000	NPOC:4.381mg/L

1. Det

Anal.: NPOC

No.	Area	Conc.	Inj. Vol.	Aut. Dil.	Ex.	Cal. Curve	Date / Time
1	924.4	4.348mg/L	2500uL	1		04272022 TOC4 CURVE.2022_0	5/2/2022 11:44:17 A
2	923.8	4.346mg/L	2500uL	1		04272022 TOC4 CURVE.2022_0	5/2/2022 11:51:04 A
3	938.8	4.416mg/L	2500uL	1		04272022 TOC4 CURVE.2022_0	5/2/2022 11:57:39 A
4	938.2	4.413mg/L	2500uL	1		04272022 TOC4 CURVE.2022_0	5/2/2022 12:04:25 P

Mean Area 931.3
Mean Conc. 4.381mg/L

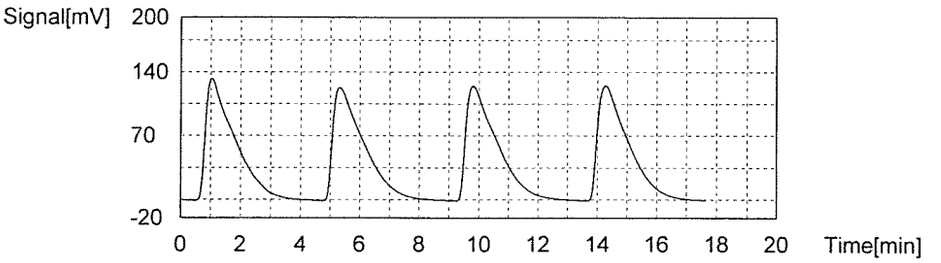

Sample

Sample Name: 22369-01 SPK 4X
Sample ID:
Origin: toc doc 4 reps method.met
Status Completed
Chk. Result

Type	Anal.	Manual Dilution	Result
Unknown	NPOC	1.000	NPOC:5.079mg/L

1. Det

Anal.: NPOC

No.	Area	Conc.	Inj. Vol.	Aut. Dil.	Ex.	Cal. Curve	Date / Time
1	1075	5.053mg/L	2500uL	1		04272022 TOC4 CURVE.2022_0	5/2/2022 12:16:10 P
2	1081	5.081mg/L	2500uL	1		04272022 TOC4 CURVE.2022_0	5/2/2022 12:21:04 P
3	1084	5.095mg/L	2500uL	1		04272022 TOC4 CURVE.2022_0	5/2/2022 12:26:23 P
4	1082	5.086mg/L	2500uL	1		04272022 TOC4 CURVE.2022_0	5/2/2022 12:31:19 P

Mean Area 1081
Mean Conc. 5.079mg/L

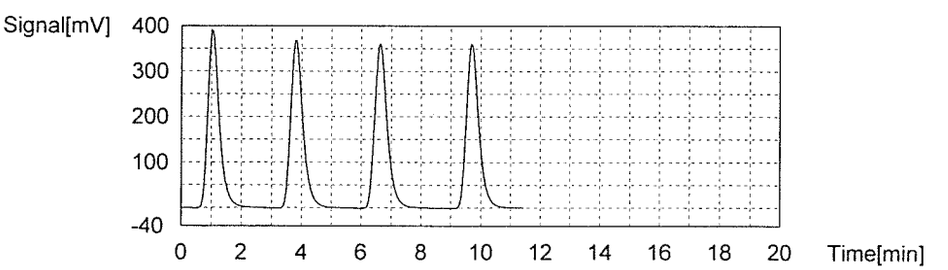

Sample

Sample Name: 22594-03
Sample ID:
Origin: toc doc 4 reps method.met
Status Completed
Chk. Result

Type	Anal.	Manual Dilution	Result
Unknown	NPOC	1.000	NPOC:3.222mg/L

1. Det

Anal.: NPOC

No.	Area	Conc.	Inj. Vol.	Aut. Dil.	Ex.	Cal. Curve	Date / Time
1	668.2	3.149mg/L	2500uL	1		04272022 TOC4 CURVE.2022_0	5/2/2022 12:45:14 P
2	678.3	3.196mg/L	2500uL	1		04272022 TOC4 CURVE.2022_0	5/2/2022 12:53:17 P
3	685.4	3.230mg/L	2500uL	1		04272022 TOC4 CURVE.2022_0	5/2/2022 1:00:41 PM
4	703.1	3.313mg/L	2500uL	1		04272022 TOC4 CURVE.2022_0	5/2/2022 1:08:02 PM

Mean Area 683.8
Mean Conc. 3.222mg/L

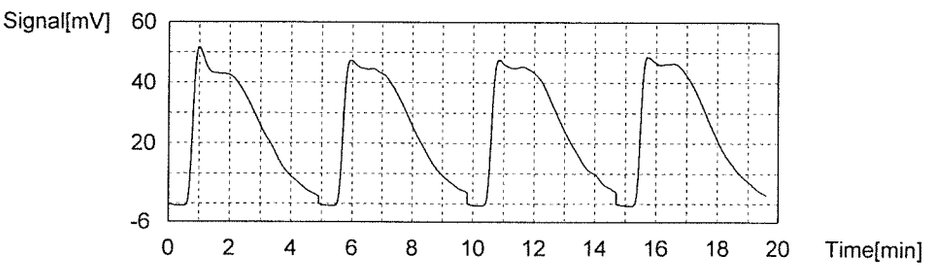

Sample

Sample Name: 22594-04 4X SED
Sample ID: X
Origin: toc doc 4 reps method.met
Status Completed
Chk. Result

Type	Anal.	Manual Dilution	Result
Unknown	NPOC	1.000	NPOC:4.337mg/L

1. Det

Anal.: NPOC

No.	Area	Conc.	Inj. Vol.	Aut. Dil.	Ex.	Cal. Curve	Date / Time
1	1112	5.226mg/L	2500uL	1		04272022 TOC4 CURVE.2022_0	5/2/2022 1:21:57 PM
2	786.0	3.701mg/L	2500uL	1		04272022 TOC4 CURVE.2022_0	5/2/2022 1:31:46 PM
3	988.0	4.646mg/L	2500uL	1		04272022 TOC4 CURVE.2022_0	5/2/2022 1:42:16 PM
4	802.2	3.776mg/L	2500uL	1		04272022 TOC4 CURVE.2022_0	5/2/2022 1:52:03 PM

Mean Area 922.0
Mean Conc. 4.337mg/L

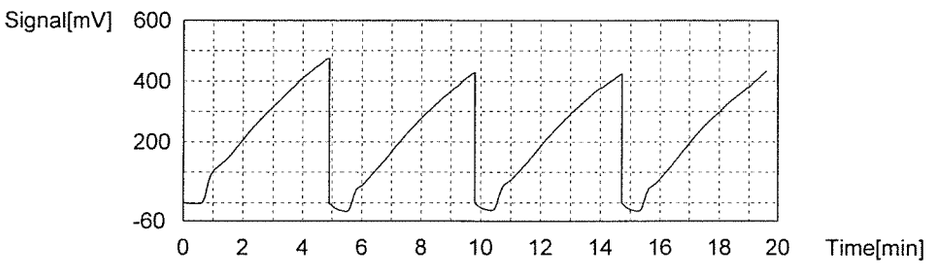

Sample

Sample Name: 22594.4 40X
Sample ID: X
Origin: toc doc 4 reps method.met
Status Aborted
Chk. Result

Type	Anal.	Manual Dilution	Result
Unknown	NPOC	1.000	NPOC:14.44mg/L

1. Det

Anal.: NPOC

No.	Area	Conc.	Inj. Vol.	Aut. Dil.	Ex.	Cal. Curve	Date / Time
1	3150	14.77mg/L	2500uL	1		04272022 TOC4 CURVE.2022_0	5/2/2022 2:25:10 PM
2	3011	14.12mg/L	2500uL	1		04272022 TOC4 CURVE.2022_0	5/2/2022 2:29:45 PM

Mean Area 3081
Mean Conc. 14.44mg/L

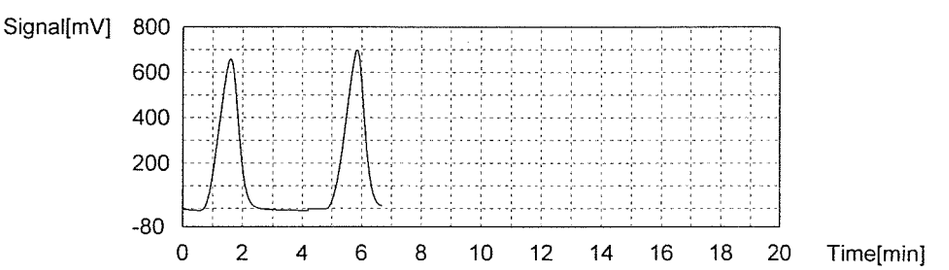

Sample

Sample Name: 22594.4 200X
Sample ID:
Origin: toc doc 4 reps method.met
Status Completed
Chk. Result

Type	Anal.	Manual Dilution	Result
Unknown	NPOC	1.000	NPOC:2.927mg/L

1. Det

Anal.: NPOC

No.	Area	Conc.	Inj. Vol.	Aut. Dil.	Ex.	Cal. Curve	Date / Time
1	622.0	2.933mg/L	2500uL	1		04272022 TOC4 CURVE.2022_0	5/2/2022 2:55:15 PM
2	625.0	2.947mg/L	2500uL	1		04272022 TOC4 CURVE.2022_0	5/2/2022 2:59:55 PM
3	625.1	2.947mg/L	2500uL	1		04272022 TOC4 CURVE.2022_0	5/2/2022 3:04:32 PM
4	611.0	2.881mg/L	2500uL	1		04272022 TOC4 CURVE.2022_0	5/2/2022 3:09:01 PM

Mean Area 620.8
Mean Conc. 2.927mg/L

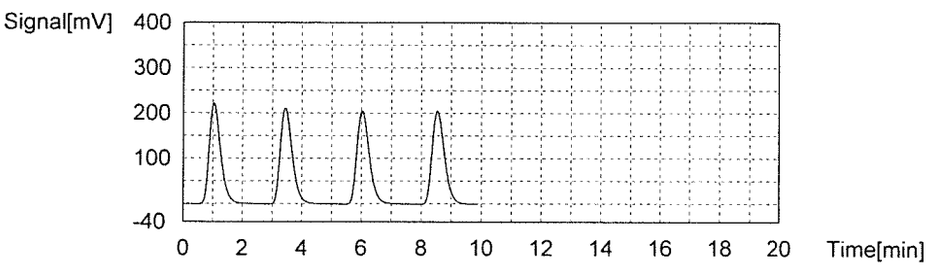

Sample

Sample Name: CCV
Sample ID:
Origin: toc doc 4 reps method.met
Status Completed
Chk. Result

Type	Anal.	Manual Dilution	Result
Unknown	NPOC	1.000	NPOC:3.876mg/L

1. Det

Anal.: NPOC

No.	Area	Conc.	Inj. Vol.	Aut. Dil.	Ex.	Cal. Curve	Date / Time
1	815.5	3.839mg/L	2500uL	1		04272022 TOC4 CURVE.2022_0	5/2/2022 3:20:53 PM
2	827.2	3.893mg/L	2500uL	1		04272022 TOC4 CURVE.2022_0	5/2/2022 3:25:50 PM
3	826.1	3.888mg/L	2500uL	1		04272022 TOC4 CURVE.2022_0	5/2/2022 3:30:47 PM
4	825.3	3.884mg/L	2500uL	1		04272022 TOC4 CURVE.2022_0	5/2/2022 3:35:45 PM

Mean Area 823.5
Mean Conc. 3.876mg/L

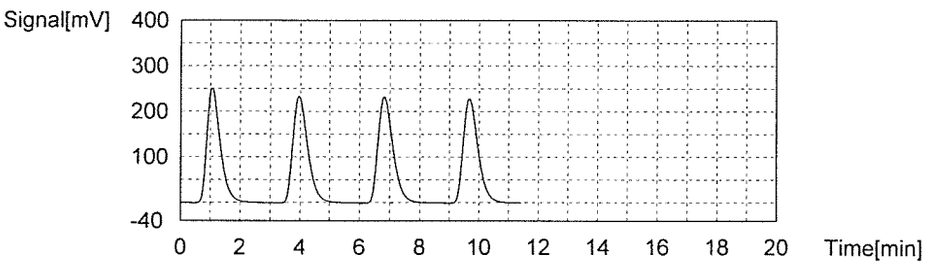

Sample

Sample Name: CCB
Sample ID:
Origin: toc doc 4 reps method.met
Status Completed
Chk. Result

Type	Anal.	Manual Dilution	Result
Unknown	NPOC	1.000	NPOC:0.06596mg/L

1. Det

Anal.: NPOC

No.	Area	Conc.	Inj. Vol.	Aut. Dil.	Ex.	Cal. Curve	Date / Time
1	9.387	0.06541mg/L	2500uL	1		04272022 TOC4 CURVE.2022_0	5/2/2022 3:46:29 PM
2	9.734	0.06704mg/L	2500uL	1		04272022 TOC4 CURVE.2022_0	5/2/2022 3:51:13 PM
3	9.011	0.06365mg/L	2500uL	1		04272022 TOC4 CURVE.2022_0	5/2/2022 3:55:54 PM
4	9.881	0.06772mg/L	2500uL	1		04272022 TOC4 CURVE.2022_0	5/2/2022 4:00:37 PM

Mean Area	9.503
Mean Conc.	0.06596mg/l

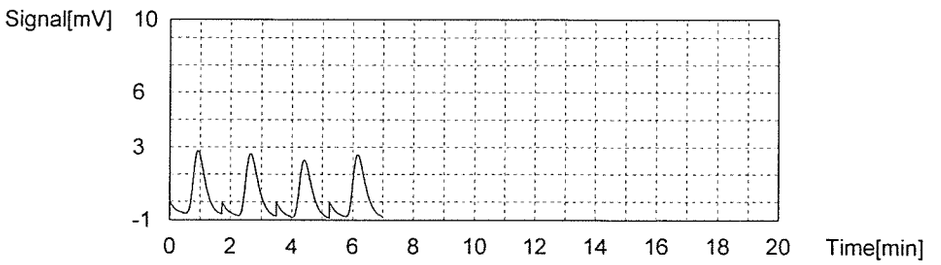

Quality Control

Form 5a
Matrix Spike

Client	: Roux Env. Eng. & Geology, DPC	**Lab Number**	: L2222369
Project Name	: PFIZER	**Project Number**	: 0047.0044Y047
Client Sample ID	: MW-10	**Matrix**	: WATER
Lab Sample ID	: L2222369-01		
Matrix Spike	: WG1633102-4	**MS Analysis Date**	: 05/02/22 12:31
Matrix Spike Dup	:	**MSD Analysis Date**	:

		Matrix Spike Sample			Matrix Spike Duplicate					
Parameter	Sample Conc. (ug/l)	Spike Added (ug/l)	Spike Conc. (ug/l)	%R	Spike Added (ug/l)	Spike Conc. (ug/l)	%R	RPD	Recovery Limits	RPD Limit
Total Organic Carbon	4300	16000	20000	100					80-120	20

Form 6
Lab Duplicates

Client	: Roux Env. Eng. & Geology, DPC	**Lab Number**	: L2222369
Project Name	: PFIZER	**Project Number**	: 0047.0044Y047
Client Sample ID	: MW-10	**Matrix**	: WATER
Lab Sample ID	: L2222369-01	**Analysis Date**	: 05/02/22 06:53
Dup Sample ID	: WG1633102-3	**DUP Analysis Date**	: 05/02/22 12:04

Parameter	Sample Concentration (ug/l)	Duplicate Concentration (ug/l)	RPD	RPD Limit
Total Organic Carbon	4300	4400	2	20

Form 7
Laboratory Control Sample

Client	: Roux Env. Eng. & Geology, DPC	**Lab Number**	: L2222369
Project Name	: PFIZER	**Project Number**	: 0047.0044Y047
Client Sample ID	: NA	**Matrix**	: WATER
Lab Sample ID	: WG1633102-2	**LCS Analysis Date**	: 05/02/22 05:49
Dup Sample ID	:	**LCSD Analysis Date**	:

	Laboratory Control Sample			Laboratory Control Duplicate					
Parameter	**True (ug/l)**	**Found (ug/l)**	**%R**	**True (ug/l)**	**Found (ug/l)**	**%R**	**RPD**	**Recovery Limits**	**RPD Limit**
Total Organic Carbon	4000	3800	95.					90-110	20

Date Created: 11/11/21
Created By: Jason Hebert
File: PM11467-1
Page: 1

WETCHEM (WATER)

Analyte	CAS #	RL	MDL	Units	LCS Criteria	LCS RPD	MS Criteria	MS RPD	Duplicate RPD	Method	Holding Time	Container/Sample Preservation
Total Organic Carbon	7440-44-0	0.5	0.114	mg/l	90-110		80-120	20	20	9060A	28 days	3 - Vial H2SO4 preserved
Total Organic Carbon	7440-44-0	0.5	0.114	mg/l	90-110		80-120	20	20	5310C	28 days	2 - Vial H2SO4 preserved

Please Note that the RL information provided in this table is calculated using a 100% Solids factor. (Soil/Solids only)
Please Note that the information provided in this table is subject to change at anytime at the discretion of Alpha Analytical, Inc.

Calculations of TOC

Aqueous samples:

The TOC Talk Software calculates the area of the peaks produced by the analyzer, compares them to the peak area of the calibration standard stored in its memory, and calculates a mean TOC value from two injections in mg/L.

If the sample was manually diluted prior to analysis, the calculated mean must be manually multiplied by the dilution factor. The Reported Detection Limit is also multiplied by the same dilution factor.

$$\text{Result, mg/L} = \frac{\text{area - y-intercept}}{\text{slope}} \times \text{Dilution Factor}$$

Sequence Logs

DATE:	MON 050222	CURVE ID:	TOC 4 042722	WORKING STDS ID:	
ANALYST:	[illegible]	STOCK STDS ID:		4 PPM ICV:	TOC 050222-ICV
		2000 PPM CURVE SLN:	TOC 012622-C	4 PPM LCS :	TOC 050222-LCS
		2000 PPM ICV/LCS/SPK SLN :	TOC 012622-W	4 PPM SPK:	TOC 012622-W
		400 PPM IC CK STD SLN:	TOC 042522-ZC4W	10 PPM IC CK STD:	TOC 050222-IC

POSITION	SAMPLE	DIL X.	PH	COMMENTS	POSITION	SAMPLE	DIL X	PH	COMMENTS
1	DI				27				
2	IC CK STD			–	28				
3	ICV			–	29				
4	ICB			–	30				
5	CCB			–	31				
6	CCB			–	32				
7	22369.1	1	2	–	33				
8	2	1	2	–	34				
9	3	1	2	–	35				
10	4	4	2	– sed	36				
11	5	1	2	–	37				
12	6 FB	1	2	–	38				
13	22594.1	1	2	–	39				
14	2	1	2	–	40				
15	CCV			–	41				
16	CCB			–	42				
17	22369.1 dup	1	2	–	43				
18	.1 SPK	4	2	–	44				
19	22594.3 1x	~~2~~	2	–	45				
20	050222 4 4x	~~2~~	2	x sed	46				
21	.4	40		x	47				
22	.4	200		–	48				
23	CCV			–	49				
24	CCB				50				
25					51				
26					52				

www.alphalab.com

Alpha Analytical

Laboratory Code: 11148

SDG Number: L2222594

The original project report/data package is held by Alpha Analytical. This report/data package is paginated and should be reproduced only in its entirety. Alpha Analytical holds no responsibility for results and/or data that are not consistent with the original.

Table of Contents

New York ASP Category B Data Deliverable Package 1
- Table of Contents 2
- Sample ID Cross Reference 5
- SDG Narrative 6
- Data Qualifier Definitions 8
- Instrument Information 11
- Sample Log-in Sheet 14
- Lims COC (LN01) 15
- External Chain of Custody 17
- Organics Analysis 18
  - GC Volatile Air Analysis 19
    - Volatiles QC Summary 20
      - Form 3 - Organics 21
      - Form 4 - Organics 22
      - MDL Study - Dissolved Gases 23
    - Volatiles Sample Data 24
      - Form 1 - Organics 25
      - MW-25I (L2222594-01) Analyzed: 05/03/22 17:31 30
      - MW-23 (L2222594-02) Analyzed: 05/03/22 17:49 37
      - MW-2I (L2222594-03) Analyzed: 05/03/22 18:07 41
      - MW-D2I (L2222594-04) Analyzed: 05/03/22 18:24 46
    - Volatile Standards Data 52
      - Initial Calibration 53
        - Form 6 - Organics 54
        - ICAL for AIRLAB9 on 05/12/20 ICAL16772 55
        - Initial Calibration Summary - Cal Date: 05/12/20 00:00 55
        - STD01 Injected on: 05/11/20 15:46 56
        - STD02 Injected on: 05/11/20 16:06 69
        - STD03 Injected on: 05/11/20 16:25 83
        - STD04 Injected on: 05/11/20 16:45 98
        - STD05 Injected on: 05/11/20 17:05 108
        - STD06 Injected on: 05/11/20 17:25 118
        - STD07 Injected on: 05/11/20 17:44 129
        - STD08 Injected on: 05/11/20 18:04 141
        - ICV Summary Injected on: 05/11/20 18:38 145
        - ICV Quant Injected on: 05/11/20 18:38 146
      - Continuing Calibration 159
        - Form 7 WG1633890-1 for AIRLAB9 run 05/03/22 14:43:00 160
        - CC Summary - AIRLAB9 Run: 05/03/22 14:43 161
        - CC Quant - WG1633890-1 Inst. AIRLAB9 05/03/22 14:43 162
        - CC Summary - AIRLAB9 Run: 05/03/22 19:37 165
        - CC Quant - WG1633890-6 Inst. AIRLAB9 05/03/22 19:37 166
        - CC Quant - AIRLAB9 Run: 05/03/22 14:43:00 169
    - Volatiles Raw QC Data 172
      - Laboratory Method Bl (WG1633890-3) Analyzed: 05/03/22 15:08 Chan. A 173
      - LCS Summary for WG1633890-2 181
      - Laboratory Control S (WG1633890-2) Analyzed: 05/03/22 14:43 Chan. A 182
      - Matrix Spike (WG1633890-4) Analyzed: 05/03/22 18:42 Chan. A 192
    - Air Calculations 199
    - QC Batch WG1633890 201

Table of Contents

ICAL Sequence for AIRLAB9 on 12-MAY-2020 00:00 ICAL16772 202
Instrument AIRLAB9 Run Date 05/03/22 Run ID R1560258 204
GCMS 8260 Analysis 205
Volatiles QC Summary 206
Form 2 - Organics 207
Form 3 - Organics 208
Form 4 - Organics 210
Form 5 - Organics 211
Form 8 - Organics 213
MDL Study - Volatile Organics 8260 214
Volatiles Sample Data 223
Form 1 - Organics 224
MW-D2I (L2222594-04D) Analyzed: 05/02/22 10:55 236
MW-2I (L2222594-03) Analyzed: 05/02/22 11:19 250
MW-23 (L2222594-02) Analyzed: 05/02/22 11:42 263
MW-25I (L2222594-01) Analyzed: 05/02/22 12:05 271
TB-04292022 (L2222594-05) Analyzed: 05/02/22 12:29 279
Volatile Standards Data 283
Initial Calibration 284
Form 6 - Organics 285
ICAL for VOA105 on 02/09/22 ICAL18736 288
Initial Calibration Summary - Cal Date: 02/09/22 00:00 288
BFB TUNE Injected on: 02/08/22 16:04 292
STD0.19 Injected on: 02/08/22 17:32 293
STD0.5 Injected on: 02/08/22 18:18 296
STD2 Injected on: 02/08/22 19:04 303
STD10 Injected on: 02/08/22 19:27 311
STD30 Injected on: 02/08/22 19:50 318
STD80 Injected on: 02/08/22 20:13 325
STD120 Injected on: 02/08/22 20:36 332
STD200 Injected on: 02/08/22 20:59 339
ICV Summary Form Injected on: 02/08/22 22:54 346
ICV Quant Report Injected on: 02/08/22 22:54 349
Correlation Data Summary 356
Continuing Calibration 357
Form 7 - Organics 358
CC Summary - VOA105 Run: 05/02/22 07:03 361
CC Quant - VOA105 Run: 05/02/22 07:03 364
bfb tune - Inst. VOA105 05/02/22 06:49 371
Volatiles Raw QC Data 372
Laboratory Method Bl (WG1633727-5) Analyzed: 05/02/22 08:36 373
Laboratory Control S (WG1633727-3) Analyzed: 05/02/22 07:03 377
LCS Duplicate (WG1633727-4) Analyzed: 05/02/22 07:26 411
Volatiles Calculations 445
QC Batch WG1633727 446
ICAL Sequence for VOA105 on 09-FEB-2022 00:00 ICAL18736 447
Instrument VOA105 Run Date 05/02/22 Run ID R1559824 448
Wet Chemistry Analysis 449
TOC Analysis 450
Results 451

Table of Contents

Form 1 - Inorganics 452
Organic Carbon ICAL Raw Data - TOC4 458
Sample Raw Data 461
Wet Chemistry Raw Data 462
Quality Control 480
Form 5A - Inorganics 481
Form 6 - Inorganics 482
Form 7 - Inorganics 483
MDL Study - Total Organic Carbon 484
Organic Carbon Calculations 485
Sequence Logs 486
Instrument TOC-VW4 Run Date 05/02/22 Run ID R1559797 487

Project Name: FORMER PFIZER INC SITE B&D
Project Number: 0047.0044Y047

Lab Number: L2222594
Report Date: 05/05/22

Alpha Sample ID	Client ID	Matrix	Sample Location	Collection Date/Time	Receive Date
L2222594-01	MW-25I	WATER	60-66 GERRY STREET	04/29/22 12:25	04/29/22
L2222594-02	MW-23	WATER	60-66 GERRY STREET	04/29/22 10:30	04/29/22
L2222594-03	MW-2I	WATER	60-66 GERRY STREET	04/29/22 11:30	04/29/22
L2222594-04	MW-D2I	WATER	60-66 GERRY STREET	04/29/22 14:55	04/29/22
L2222594-05	TB-04292022	WATER	60-66 GERRY STREET	04/29/22 00:00	04/29/22

Case Narrative

The samples were received in accordance with the Chain of Custody and no significant deviations were encountered during the preparation or analysis unless otherwise noted. Sample Receipt, Container Information, and the Chain of Custody are located at the back of the report.

Results contained within this report relate only to the samples submitted under this Alpha Lab Number and meet NELAP requirements for all NELAP accredited parameters unless otherwise noted in the following narrative. The data presented in this report is organized by parameter (i.e. VOC, SVOC, etc.). Sample specific Quality Control data (i.e. Surrogate Spike Recovery) is reported at the end of the target analyte list for each individual sample, followed by the Laboratory Batch Quality Control at the end of each parameter. Tentatively Identified Compounds (TICs), if requested, are reported for compounds identified to be present and are not part of the method/program Target Compound List, even if only a subset of the TCL are being reported. If a sample was re-analyzed or re-extracted due to a required quality control corrective action and if both sets of data are reported, the Laboratory ID of the re-analysis or re-extraction is designated with an "R" or "RE", respectively. When multiple Batch Quality Control elements are reported (e.g. more than one LCS), the associated samples for each element are noted in the grey shaded header line of each data table. Any Laboratory Batch, Sample Specific % recovery or RPD value that is outside the listed Acceptance Criteria is bolded in the report. All specific QC information is also incorporated in the Data Usability format of our Data Merger tool where it can be reviewed along with any associated usability implications. Soil/sediments, solids and tissues are reported on a dry weight basis unless otherwise noted. Definitions of all data qualifiers and acronyms used in this report are provided in the Glossary located at the back of the report.

In reference to questions H (CAM) or 4 (RCP) when "NO" is checked, the performance criteria for CAM and RCP methods allow for some quality control failures to occur and still be within method compliance. In these instances the specific failure is not narrated but noted in the associated QC table. The information is also incorporated in the Data Usability format of our Data Merger tool where it can be reviewed along with any associated usability implications.

Please see the associated ADEx data file for a comparison of laboratory reporting limits that were achieved with the regulatory Numerical Standards requested on the Chain of Custody.

HOLD POLICY
For samples submitted on hold, Alpha's policy is to hold samples (with the exception of Air canisters) free of charge for 21 calendar days from the date the project is completed. After 21 calendar days, we will dispose of all samples submitted including those put on hold unless you have contacted your Client Service Representative and made arrangements for Alpha to continue to hold the samples. Air canisters will be disposed after 3 business days from the date the project is completed.

Please contact Client Services at 800-624-9220 with any questions.

Case Narrative (continued)

Report Submission

All non-detect (ND) or estimated concentrations (J-qualified) have been quantitated to the limit noted in the MDL column.

Volatile Organics

L2222594-04D: The sample was received in the proper acid-preserved containers; however, upon analysis, the pH was determined to be greater than 2, and thus the method required holding time was exceeded.

I, the undersigned, attest under the pains and penalties of perjury that, to the best of my knowledge and belief and based upon my personal inquiry of those responsible for providing the information contained in this analytical report, such information is accurate and complete. This certificate of analysis is not complete unless this page accompanies any and all pages of this report.

Authorized Signature: Cristen Walker Report Date: 05/05/22

Title: Technical Director/Representative

GLOSSARY

Acronyms

DL - Detection Limit: This value represents the level to which target analyte concentrations are reported as estimated values, when those target analyte concentrations are quantified below the limit of quantitation (LOQ). The DL includes any adjustments from dilutions, concentrations or moisture content, where applicable. (DoD report formats only.)

EDL - Estimated Detection Limit: This value represents the level to which target analyte concentrations are reported as estimated values, when those target analyte concentrations are quantified below the reporting limit (RL). The EDL includes any adjustments from dilutions, concentrations or moisture content, where applicable. The use of EDLs is specific to the analysis of PAHs using Solid-Phase Microextraction (SPME).

EMPC - Estimated Maximum Possible Concentration: The concentration that results from the signal present at the retention time of an analyte when the ions meet all of the identification criteria except the ion abundance ratio criteria. An EMPC is a worst-case estimate of the concentration.

EPA - Environmental Protection Agency.

LCS - Laboratory Control Sample: A sample matrix, free from the analytes of interest, spiked with verified known amounts of analytes or a material containing known and verified amounts of analytes.

LCSD - Laboratory Control Sample Duplicate: Refer to LCS.

LFB - Laboratory Fortified Blank: A sample matrix, free from the analytes of interest, spiked with verified known amounts of analytes or a material containing known and verified amounts of analytes.

LOD - Limit of Detection: This value represents the level to which a target analyte can reliably be detected for a specific analyte in a specific matrix by a specific method. The LOD includes any adjustments from dilutions, concentrations or moisture content, where applicable. (DoD report formats only.)

LOQ - Limit of Quantitation: The value at which an instrument can accurately measure an analyte at a specific concentration. The LOQ includes any adjustments from dilutions, concentrations or moisture content, where applicable. (DoD report formats only.)

Limit of Quantitation: The value at which an instrument can accurately measure an analyte at a specific concentration. The LOQ includes any adjustments from dilutions, concentrations or moisture content, where applicable. (DoD report formats only.)

MDL - Method Detection Limit: This value represents the level to which target analyte concentrations are reported as estimated values, when those target analyte concentrations are quantified below the reporting limit (RL). The MDL includes any adjustments from dilutions, concentrations or moisture content, where applicable.

MS - Matrix Spike Sample: A sample prepared by adding a known mass of target analyte to a specified amount of matrix sample for which an independent estimate of target analyte concentration is available. For Method 332.0, the spike recovery is calculated using the native concentration, including estimated values.

MSD - Matrix Spike Sample Duplicate: Refer to MS.

NA - Not Applicable.

NC - Not Calculated: Term is utilized when one or more of the results utilized in the calculation are non-detect at the parameter's reporting unit.

NDPA/DPA - N-Nitrosodiphenylamine/Diphenylamine.

NI - Not Ignitable.

NP - Non-Plastic: Term is utilized for the analysis of Atterberg Limits in soil.

NR - No Results: Term is utilized when 'No Target Compounds Requested' is reported for the analysis of Volatile or Semivolatile Organic TIC only requests.

RL - Reporting Limit: The value at which an instrument can accurately measure an analyte at a specific concentration. The RL includes any adjustments from dilutions, concentrations or moisture content, where applicable.

RPD - Relative Percent Difference: The results from matrix and/or matrix spike duplicates are primarily designed to assess the precision of analytical results in a given matrix and are expressed as relative percent difference (RPD). Values which are less than five times the reporting limit for any individual parameter are evaluated by utilizing the absolute difference between the values; although the RPD value will be provided in the report.

SRM - Standard Reference Material: A reference sample of a known or certified value that is of the same or similar matrix as the associated field samples.

STLP - Semi-dynamic Tank Leaching Procedure per EPA Method 1315.

TEF - Toxic Equivalency Factors: The values assigned to each dioxin and furan to evaluate their toxicity relative to 2,3,7,8-TCDD.

TEQ - Toxic Equivalent: The measure of a sample's toxicity derived by multiplying each dioxin and furan by its corresponding TEF and then summing the resulting values.

TIC - Tentatively Identified Compound: A compound that has been identified to be present and is not part of the target compound list (TCL) for the method and/or program. All TICs are qualitatively identified and reported as estimated concentrations.

Report Format: DU Report with 'J' Qualifiers

Footnotes

1 - The reference for this analyte should be considered modified since this analyte is absent from the target analyte list of the original method.

Terms

Analytical Method: Both the document from which the method originates and the analytical reference method. (Example: EPA 8260B is shown as 1,8260B.) The codes for the reference method documents are provided in the References section of the Addendum.

Difference: With respect to Total Oxidizable Precursor (TOP) Assay analysis, the difference is defined as the Post-Treatment value minus the Pre-Treatment value.

Final pH: As it pertains to Sample Receipt & Container Information section of the report, Final pH reflects pH of container determined after adjustment at the laboratory, if applicable. If no adjustment required, value reflects Initial pH.

Frozen Date/Time: With respect to Volatile Organics in soil, Frozen Date/Time reflects the date/time at which associated Reagent Water-preserved vials were initially frozen. Note: If frozen date/time is beyond 48 hours from sample collection, value will be reflected in 'bold'.

Initial pH: As it pertains to Sample Receipt & Container Information section of the report, Initial pH reflects pH of container determined upon receipt, if applicable.

PAH Total: With respect to Alkylated PAH analyses, the 'PAHs, Total' result is defined as the summation of results for all or a subset of the following compounds: Naphthalene, C1-C4 Naphthalenes, 2-Methylnaphthalene, 1-Methylnaphthalene, Biphenyl, Acenaphthylene, Acenaphthene, Fluorene, C1-C3 Fluorenes, Phenanthrene, C1-C4 Phenanthrenes/Anthracenes, Anthracene, Fluoranthene, Pyrene, C1-C4 Fluoranthenes/Pyrenes, Benz(a)anthracene, Chrysene, C1-C4 Chrysenes, Benzo(b)fluoranthene, Benzo(j)+(k)fluoranthene, Benzo(e)pyrene, Benzo(a)pyrene, Perylene, Indeno(1,2,3-cd)pyrene, Dibenz(ah)+(ac)anthracene, Benzo(g,h,i)perylene. If a 'Total' result is requested, the results of its individual components will also be reported.

PFAS Total: With respect to PFAS analyses, the 'PFAS, Total (5)' result is defined as the summation of results for: PFHpA, PFHxS, PFOA, PFNA and PFOS. In addition, the 'PFAS, Total (6)' result is defined as the summation of results for: PFHpA, PFHxS, PFOA, PFNA, PFDA and PFOS. For MassDEP DW compliance analysis only, the 'PFAS, Total (6)' result is defined as the summation of results at or above the RL. Note: If a 'Total' result is requested, the results of its individual components will also be reported.

The target compound Chlordane (CAS No. 57-74-9) is reported for GC ECD analyses. Per EPA,this compound "refers to a mixture of chlordane isomers, other chlorinated hydrocarbons and numerous other components." (Reference: USEPA Toxicological Review of Chlordane, In Support of Summary Information on the Integrated Risk Information System (IRIS), December 1997.)

Total: With respect to Organic analyses, a 'Total' result is defined as the summation of results for individual isomers or Aroclors. If a 'Total' result is requested, the results of its individual components will also be reported. This is applicable to 'Total' results for methods 8260, 8081 and 8082.

Data Qualifiers

A - Spectra identified as "Aldol Condensates" are byproducts of the extraction/concentration procedures when acetone is introduced in the process.

B - The analyte was detected above the reporting limit in the associated method blank. Flag only applies to associated field samples that have detectable concentrations of the analyte at less than ten times (10x) the concentration found in the blank. For MCP-related projects, flag only applies to associated field samples that have detectable concentrations of the analyte at less than ten times (10x) the concentration found in the blank. For DOD-related projects, flag only applies to associated field samples that have detectable concentrations of the analyte at less than ten times (10x) the concentration found in the blank AND the analyte was detected above one-half the reporting limit (or above the reporting limit for common lab contaminants) in the associated method blank. For NJ-Air-related projects, flag only applies to associated field samples that have detectable concentrations of the analyte above the reporting limit. For NJ-related projects (excluding Air), flag only applies to associated field samples that have detectable concentrations of the analyte, which was detected above the reporting limit in the associated method blank or above five times the reporting limit for common lab contaminants (Phthalates, Acetone, Methylene Chloride, 2-Butanone).

C - Co-elution: The target analyte co-elutes with a known lab standard (i.e. surrogate, internal standards, etc.) for co-extracted analyses.

D - Concentration of analyte was quantified from diluted analysis. Flag only applies to field samples that have detectable concentrations of the analyte.

E - Concentration of analyte exceeds the range of the calibration curve and/or linear range of the instrument.

F - The ratio of quantifier ion response to qualifier ion response falls outside of the laboratory criteria. Results are considered to be an estimated maximum concentration.

G - The concentration may be biased high due to matrix interferences (i.e, co-elution) with non-target compound(s). The result should be considered estimated.

H - The analysis of pH was performed beyond the regulatory-required holding time of 15 minutes from the time of sample collection.

I - The lower value for the two columns has been reported due to obvious interference.

M - Reporting Limit (RL) exceeds the MCP CAM Reporting Limit for this analyte.

NJ - Presumptive evidence of compound. This represents an estimated concentration for Tentatively Identified Compounds (TICs), where the identification is based on a mass spectral library search.

P - The RPD between the results for the two columns exceeds the method-specified criteria.

Report Format: DU Report with 'J' Qualifiers

Data Qualifiers

Q - The quality control sample exceeds the associated acceptance criteria. For DOD-related projects, LCS and/or Continuing Calibration Standard exceedences are also qualified on all associated sample results. Note: This flag is not applicable for matrix spike recoveries when the sample concentration is greater than 4x the spike added or for batch duplicate RPD when the sample concentrations are less than 5x the RL. (Metals only.)

R - Analytical results are from sample re-analysis.

RE - Analytical results are from sample re-extraction.

S - Analytical results are from modified screening analysis.

V - The surrogate associated with this target analyte has a recovery outside the QC acceptance limits. (Applicable to MassDEP DW Compliance samples only.)

Z - The batch matrix spike and/or duplicate associated with this target analyte has a recovery/RPD outside the QC acceptance limits. (Applicable to MassDEP DW Compliance samples only.)

J - Estimated value. The Target analyte concentration is below the quantitation limit (RL), but above the Method Detection Limit (MDL) or Estimated Detection Limit (EDL) for SPME-related analyses. This represents an estimated concentration for Tentatively Identified Compounds (TICs).

ND - Not detected at the method detection limit (MDL) for the sample, or estimated detection limit (EDL) for SPME-related analyses.

Report Format: DU Report with 'J' Qualifiers

Volatile Organics Instruments

Volatile Organics:

Instrument: Agilent 7890 GC/5975C MSD	Columns (length x ID x df):
Trap: Supelco K Trap (VOACARB 3000)	RTX-VMS 20m x 0.18mm x 1um
Concentrator: EST Encon (or equivalent)	RTX-VMS 30m x 0.25mm x 1.4um
Autosampler: EST Centurion (or equivalent)	RTX-502.2 40m x 0.18mm x 1um
Purge time: 11 min	

Volatile Organics: VPH

Instrument: Agilent 6890 (or equivalent)	Column Type: Restek RTX 502.2
Trap: Supelco K Trap (VOACARB 3000)	Column Length: 105 Meters
Concentrator: EST Encon (or equivalent)	df: 3.00 um
Autosampler: EST Centurion (or equivalent)	ID: 0.53mm

Volatile Organics: PIANO

Instrument: Agilent 7890 GC/5975C MSD	Column Type: DB-VRX
Trap: Supelco K Trap (VOACARB 3000)	Column Length: 60 Meters
Concentrator: Tekmar Velocity / EST Encon	df: 1.40 um
Autosampler: Varian Archon / EST Centurion	ID: 0.25 mm
Purge time: 11 min	Desorb: 1 min

Volatile Organics: Dissolved Gas

Instrument: Agilent 7890 (or equivalent) with FID/TCD	
	Column Type: Haysep S Column
	Column Length: 2 Meters packed (100/200 mesh)
Autosampler: LEAP Headspace	Purge time: 0.6 min

Volatile Organics in Air Instruments

Volatile Organics in Air:

Instruments: Agilent 6890 GC / 5975 MSD Shimadzu QP2010-SE / QP2020

Concentrator: Entech 7100A or 7200	Column Type: Restek RTX-1
Autosampler: Entech 7016CA or 7016D	Column Length: 60 Meters
	df: 1.00 um
	ID: 0.25 mm or 0.32 mm

Trap 1: Glass Bead: manufacturer-Entech: 20 cm packing material
Trap 2: Tenax: manufacturer-Entech: 20 cm packing material

Semivolatile Organics Instruments - Westborough

Semivolatile Organics (Acid/Base/Neutral Extractables):

Instrument: Agilent 5973N MSD	Injection volume: 1 ul;2 uL LVI
Column Type: Restek RXI-5SILMS	df: 0.32 um
Column Length: 30 Meters	ID: 0.25 mm

Polynuclear Aromatic Hydrocarbons by 8270 SIM:

Instrument: Agilent 5973 MSD	Injection volume: 1 ul;2 uL LVI
Column Type: Restek RXI-5SILMS	df: 0.25 um
Column Length: 30 Meters	ID: 0.25 mm

Pesticides/PCB/Herbicides:

Instrument: Agilent 6890 w/Dual Micro ECDs	Injection Volume: 1uL
Column A: Restek RTX-CL/STX-CL	df: 0.32
Column B: Restek RTX/STX-CLPPesticide II	df: 0.25
Column Length: 30 Meters	ID: 0.32 mm

Petroleum/EPH:

Instrument: Agilent 6890 w/FID / HP 5890 w/ FID	Injection Volume: 1uL
Column: Restek RTX 5	df: 0.25
Column Length: 30 Meters	
ID: 0.32 mm	

Semivolatile Organic Instruments - Mansfield

Semivolatile Organics (ALK-PAH Extractables):

Instrument: Agilent 5973N / 5975 MSD	Injection volume: 1 ul
Column Type: ZB-5	df: 0.25 um
Column Length: 60 Meters	ID: 0.25 mm

Semivolatile Organics (8270):

Instrument: Agilent 5973N / 5975 MSD	Injection volume: 2 ul
Column Type: ZB-Semivolatiles	df: 0.25 um
Column Length: 30 Meters	ID: 0.25 mm

Semivolatile Organics (8270 SIM):

Instrument: Agilent 5973N / 5975 MSD	Injection volume: 3 ul
Column Type: ZB-5	df: 0.25 um
Column Length: 30 Meters	ID: 0.25 mm

Semivolatile Organics (1,4-Dioxane):

Instrument: Agilent 5973N / 5975 / 5977 MSD	Injection volume: 3 ul
Column Type: RTX-5	df: 0.25um, 0.18 um
Column Length: 30 Meters	ID: 0.25um, 0.18 mm

Semivolatile Organics (209 Congener):

Instrument: Agilent 5973N / 5975 MSD	Injection volume: 3 ul
Column Type: RTX-5, RTX-PCB	df: 0.25um, 0.18 um
Column Length: 60 Meters	ID: 0.25um, 0.18 mm

Semivolatile Organics (8081):

Instrument: Agilent 6890 / 7890	Injection volume: 1 ul
Column Type: RTX-5 / RTX-CLP II	df: 0.25 um
Column Length: 60 Meters	ID: 0.25 mm

Semivolatile Organics (8082):

Instrument: Agilent 6890 w/Dual Micro ECDs	Injection Volume: 1uL
Column A: Restek RTX-CL/STX-CL	df: 0.32
Column B: Restek RTX/STX-CLPPesticide II	df: 0.25
Column Length: 30 Meters	ID: 0.32 mm

Semivolatile Organics (SHC Extractables):

Instrument: Agilent 6890	Injection volume: 1 ul
Column Type: RTX-5	df: 0.25 um
Column Length: 60 Meters	ID: 0.25 mm

Sample Delivery Group Summary

Alpha Job Number : L2222594

Received : 29-APR-2022
Reviewer : Caitlin Cronin

Account Name : Roux Env. Eng. & Geology, DPC
Project Number : 0047.0044Y047
Project Name : PFIZER

Delivery Information

Samples Delivered By : Alpha Courier

Chain of Custody : Present

Cooler Information

Cooler	Seal/Seal#	Preservation	Temperature(°C)	Additional Information
A	Absent/	Ice	3.2	

Condition Information

1) All samples on COC received?	**YES**
2) Extra samples received?	**NO**
3) Are there any sample container discrepancies?	**NO**
4) Are there any discrepancies between sample labels & COC?	**NO**
5) Are samples in appropriate containers for requested analysis?	**YES**
6) Are samples properly preserved for requested analysis?	**YES**
7) Are samples within holding time for requested analysis?	**YES**
8) All sampling equipment returned?	**NA**

Volatile Organics/VPH

1) Reagent Water Vials Frozen by Client?	**NO**

Comments

L2222594-02H Container Empty

ALPHA ANALYTICAL LABORATORIES, INC.
LOGIN CHAIN OF CUSTODY REPORT
May 06 2022, 12:58 pm

Login Number: L2222594
Account: ROUX-NY Roux Env. Eng. & Geology, DPCProject: 0047.0044Y047
Received: 29APR22 Due Date: 05MAY22

Sample #	Client ID	Mat	PR	Collected
L2222594-01	MW-25I	S0	1	29APR22 12:25

DISSGAS: Methane,ethane, and ethene Only one result per compound. If a sample requires High AND Low Levels, ok to report both as long as each compound is only reported once (can't have a result reported for a compound from both high AND low runs) Only one result per compound 8260: report list built ASP-B Package Due Date: 05/05/22

ASP-B,DISSGAS,NYTCL-8260,TOC-9060-PPB

Sample #	Client ID	Mat	PR	Collected
L2222594-02	MW-23	S0	1	29APR22 10:30

DISSGAS: Methane,ethane, and ethene Only one result per compound. If a sample requires High AND Low Levels, ok to report both as long as each compound is only reported once (can't have a result reported for a compound from both high AND low runs) Only one result per compound 8260: report list built Package Due Date: 05/05/22

ARCHIVE,DISSGAS,NYTCL-8260,TOC-9060-PPB

Sample #	Client ID	Mat	PR	Collected
L2222594-03	MW-2I	S0	1	29APR22 11:30

DISSGAS: Methane,ethane, and ethene Only one result per compound. If a sample requires High AND Low Levels, ok to report both as long as each compound is only reported once (can't have a result reported for a compound from both high AND low runs) Only one result per compound 8260: report list built Package Due Date: 05/05/22

DISSGAS,NYTCL-8260,TOC-9060-PPB

Sample #	Client ID	Mat	PR	Collected
L2222594-04	MW-D2I	S0	1	29APR22 14:55

DISSGAS: Methane,ethane, and ethene Only one result per compound. If a sample requires High AND Low Levels, ok to report both as long as each compound is only reported once (can't have a result reported for a compound from both high AND low runs) Only one result per compound 8260: report list built Package Due Date: 05/05/22

DISSGAS,NYTCL-8260,TOC-9060-PPB

ALPHA ANALYTICAL LABORATORIES, INC.
LOGIN CHAIN OF CUSTODY REPORT
May 06 2022, 12:58 pm

Login Number: L2222594

Account: ROUX-NY Roux Env. Eng. & Geology, DPCProject: 0047.0044Y047

Received: 29APR22 Due Date: 05MAY22

Sample #	Client ID	Mat	PR	Collected
L2222594-05	TB-04292022	S0	1	29APR22 00:00

DISSGAS: Methane,ethane, and ethene Only one result per compound. If a sample requires High AND Low Levels, ok to report both as long as each compound is only reported once (can't have a result reported for a compound from both high AND low runs) Only one result per compound 8260: report list built
Package Due Date: 05/05/22

NYTCL-8260

Logged By: Jennifer Byrnes

NEW YORK CHAIN OF CUSTODY

ALPHA ANALYTICAL

Westborough, MA 01581
8 Walkup Dr.
TEL: 508-898-9220
FAX: 508-898-9193

Mansfield, MA 02048
320 Forbes Blvd
TEL: 508-822-9300
FAX: 508-822-3288

Service Centers
Mahwah, NJ 07430: 35 Whitney Rd, Suite 5
Albany, NY 12205: 14 Walker Way
Tonawanda, NY 14150: 275 Cooper Ave, Suite 105

Page 1 of 1

Date Rec'd in Lab: 4/29/22

ALPHA Job #: L2222594

Client Information

Client: Roux
Address: 209 Shafter Street
Islandia, NY 11749
Phone: 631-232-2600
Fax:
Email: jmichaels@rouxinc.com

Project Information

Project Name: Former Pfizer Inc Site B & D
Project Location: 60-66 Gerry Street, Brooklyn, NY
Project #: 0047.0044Y047
(Use Project name as Project #)
Project Manager: Julia Michaels
ALPHAQuote #:

Turn-Around Time

☑ Standard ☐ Rush (only if pre approved)
Due Date:
# of Days:

Deliverables

☐ ASP-A ☑ ASP-B
☐ EQuIS (1 File) ☐ EQuIS (4 File)
☐ Other

Billing Information

☐ Same as Client Info
PO #

Regulatory Requirement

☐ NY TOGS ☐ NY Part 375
☐ AWQ Standards ☐ NY CP-51
☐ NY Restricted Use ☐ Other
☐ NY Unrestricted Use
☐ NYC Sewer Discharge

Disposal Site Information

Please identify below location of applicable disposal facilities.
Disposal Facility:
NJ ☐ NY ☐
Other:

These samples have been previously analyzed by Alpha

Other project specific requirements/comments:

Please specify Metals or TAL.

ANALYSIS

Sample Filtration
☐ Done
☐ Lab to do
Preservation
☐ Lab to do
(Please Specify below)

ALPHA Lab ID (Lab Use Only)	Sample ID	Collection Date	Collection Time	Sample Matrix	Sampler's Initials	TCL VOCs USEPA 8260	TOC	Methane, Ethene, Ethane	Sample Specific Comments	Total Bottles
22594-01	MW-25T	04/29	1225	GW	AM	X	X	X		8
02	MW-23	↓	1030	↓	↓	↓	↓	↓		
03	MW-21	↓	1130	↓	↓	↓	↓	↓		
04	MW-17T	↓	1455	↓	↓	↓	↓	↓		↓
05	TB-04292022	04/27	—	↓	LAB	X	[illegible]	[illegible]		2

Preservative Code:
A = None
B = HCl
C = HNO_3
D = H_2SO_4
E = NaOH
F = MeOH
G = $NaHSO_4$
H = $Na_2S_2O_3$
K/E = Zn Ac/NaOH
O = Other

Container Code
P = Plastic
A = Amber Glass
V = Vial
G = Glass
B = Bacteria Cup
C = Cube
O = Other
E = Encore
D = BOD Bottle

Westboro: Certification No: MA935
Mansfield: Certification No: MA015

Container Type	V	V	V							
Preservative	B	D	B							

Relinquished By:	Date/Time	Received By:	Date/Time
[signature]	04/29 1510	[signature] Paul Mazzella	4/29/22 15:10
[signature]	4/29/22 17:35	[signature]	4/29/22 17:50
Paul Mazzella 4/29/22	4/29/22 2200	[signature]	4/29/22 2230

Please print clearly, legibly and completely. Samples can not be logged in and turnaround time clock will not start until any ambiguities are resolved. BY EXECUTING THIS COC, THE CLIENT HAS READ AND AGREES TO BE BOUND BY ALPHA'S TERMS & CONDITIONS.

Organics

GC VOA
Air Analysis

Volatiles QC Summary

Laboratory Control Sample Summary
Form 3
Volatiles

Client	: Roux Env. Eng. & Geology, DPC	**Lab Number**	: L2222594
Project Name	: FORMER PFIZER INC SITE B&D	**Project Number**	: 0047.0044Y047
Matrix	: WATER		
LCS Sample ID	: WG1633890-2 **Analysis Date :** 05/03/22 14:43	**File ID**	: R0941445
LCSD Sample ID	: **Analysis Date :**	**File ID**	:

	Laboratory Control Sample			Laboratory Control Duplicate					
Parameter	True (ug/l)	Found (ug/l)	%R	True (ug/l)	Found (ug/l)	%R	RPD	Recovery Limits	RPD Limit
Methane	54.6	47.3	87				-	80-120	25
Ethene	95.5	78.4	82				-	80-120	25
Ethane	102	82.9	81				-	80-120	25

Method Blank Summary
Form 4
Volatiles

Client	: Roux Env. Eng. & Geology, DPC	**Lab Number**	: L2222594
Project Name	: FORMER PFIZER INC SITE B&D	**Project Number**	: 0047.0044Y047
Lab Sample ID	: WG1633890-3	**Lab File ID**	: R0941446
Instrument ID	: AIRLAB9		
Matrix	: WATER	**Analysis Date**	: 05/03/22 15:08

Client Sample No.	Lab Sample ID	Analysis Date
WG1633890-2LCS	WG1633890-2	05/03/22 14:43
MW-25I	L2222594-01	05/03/22 17:31
MW-23	L2222594-02	05/03/22 17:49
MW-2I	L2222594-03	05/03/22 18:07
MW-D2I	L2222594-04	05/03/22 18:24

Date Created: 11/07/16
Created By: Jason Hebert
File: PM2974-1
Page: 1

Dissolved Gases (WATER)

Holding Time: 14 days
Container/Sample Preservation: 2 - 20ml Vial HCl preserved

Analyte	CAS #	RL	MDL	Units	LCS Criteria	LCS RPD	MS Criteria	MS RPD	Duplicate RPD	Surrogate Criteria		
Methane	74-82-8	0.5	0.117	ug/l	80-120	25	80-120	25	25			
Ethene	74-85-1	0.5	0.151	ug/l	80-120	25	80-120	25	25			
Ethane	74-84-0	0.5	0.176	ug/l	80-120	25	80-120	25	25			
Propane	74-98-6	1	0.23	ug/l	80-120	25	80-120	25	25			
Butane	106-97-8	1	0.238	ug/l	80-120	25	80-120	25	25			
Acetylene	74-86-2	2.5	0.607	ug/l	80-120	25	80-120	25	25			
Carbon Dioxide	124-38-9	3	0.485	ug/l	80-120	25	80-120	25	25			

Please Note that the RL information provided in this table is calculated using a 100% Solids factor. (Soil/Solids only)
Please Note that the information provided in this table is subject to change at anytime at the discretion of Alpha Analytical, Inc.

Volatiles Sample Data

Results Summary
Form 1
Dissolved Gases by GC

Client	: Roux Env. Eng. & Geology, DPC	**Lab Number**	: L2222594
Project Name	: FORMER PFIZER INC SITE B&D	**Project Number**	: 0047.0044Y047
Lab ID	: L2222594-01	**Date Collected**	: 04/29/22 12:25
Client ID	: MW-25I	**Date Received**	: 04/29/22
Sample Location	: 60-66 GERRY STREET	**Date Analyzed**	: 05/03/22 17:31
Sample Matrix	: WATER	**Dilution Factor**	: 1
Analytical Method	: 117,-	**Analyst**	: JT
Lab File ID	: R0941453	**Instrument ID**	: AIRLAB9
Sample Amount	: 0.5 ml	**GC Column**	:
Level	: LOW	**%Solids**	: N/A
Extract Volume (MeOH)	: N/A	**Injection Volume**	: N/A

		ug/L			
CAS NO.	**Parameter**	**Results**	**RL**	**MDL**	**Qualifier**
74-82-8	Methane	13.3	2.00	2.00	
74-85-1	Ethene	ND	0.500	0.500	U
74-84-0	Ethane	0.618	0.500	0.500	

Results Summary
Form 1
Dissolved Gases by GC

Client	: Roux Env. Eng. & Geology, DPC	**Lab Number**	: L2222594
Project Name	: FORMER PFIZER INC SITE B&D	**Project Number**	: 0047.0044Y047
Lab ID	: L2222594-02	**Date Collected**	: 04/29/22 10:30
Client ID	: MW-23	**Date Received**	: 04/29/22
Sample Location	: 60-66 GERRY STREET	**Date Analyzed**	: 05/03/22 17:49
Sample Matrix	: WATER	**Dilution Factor**	: 1
Analytical Method	: 117,-	**Analyst**	: JT
Lab File ID	: R0941454	**Instrument ID**	: AIRLAB9
Sample Amount	: 0.5 ml	**GC Column**	:
Level	: LOW	**%Solids**	: N/A
Extract Volume (MeOH)	: N/A	**Injection Volume**	: N/A

		ug/L			
CAS NO.	**Parameter**	**Results**	**RL**	**MDL**	**Qualifier**
74-82-8	Methane	2.07	2.00	2.00	
74-85-1	Ethene	ND	0.500	0.500	U
74-84-0	Ethane	ND	0.500	0.500	U

Results Summary
Form 1
Dissolved Gases by GC

Client	: Roux Env. Eng. & Geology, DPC	**Lab Number**	: L2222594
Project Name	: FORMER PFIZER INC SITE B&D	**Project Number**	: 0047.0044Y047
Lab ID	: L2222594-03	**Date Collected**	: 04/29/22 11:30
Client ID	: MW-2I	**Date Received**	: 04/29/22
Sample Location	: 60-66 GERRY STREET	**Date Analyzed**	: 05/03/22 18:07
Sample Matrix	: WATER	**Dilution Factor**	: 1
Analytical Method	: 117,-	**Analyst**	: JT
Lab File ID	: R0941455	**Instrument ID**	: AIRLAB9
Sample Amount	: 0.5 ml	**GC Column**	:
Level	: LOW	**%Solids**	: N/A
Extract Volume (MeOH)	: N/A	**Injection Volume**	: N/A

		ug/L			
CAS NO.	**Parameter**	**Results**	**RL**	**MDL**	**Qualifier**
74-82-8	Methane	350	2.00	2.00	
74-85-1	Ethene	ND	0.500	0.500	U
74-84-0	Ethane	1.38	0.500	0.500	

Results Summary
Form 1
Dissolved Gases by GC

Client	: Roux Env. Eng. & Geology, DPC	**Lab Number**	: L2222594
Project Name	: FORMER PFIZER INC SITE B&D	**Project Number**	: 0047.0044Y047
Lab ID	: L2222594-04	**Date Collected**	: 04/29/22 14:55
Client ID	: MW-D2I	**Date Received**	: 04/29/22
Sample Location	: 60-66 GERRY STREET	**Date Analyzed**	: 05/03/22 18:24
Sample Matrix	: WATER	**Dilution Factor**	: 1
Analytical Method	: 117,-	**Analyst**	: JT
Lab File ID	: R0941456	**Instrument ID**	: AIRLAB9
Sample Amount	: 0.5 ml	**GC Column**	:
Level	: LOW	**%Solids**	: N/A
Extract Volume (MeOH)	: N/A	**Injection Volume**	: N/A

		ug/L			
CAS NO.	**Parameter**	**Results**	**RL**	**MDL**	**Qualifier**
74-82-8	Methane	5590	2.00	2.00	
74-85-1	Ethene	23.2	0.500	0.500	
74-84-0	Ethane	12.1	0.500	0.500	

Results Summary
Form 1
Dissolved Gases by GC

Client	: Roux Env. Eng. & Geology, DPC	**Lab Number**	: L2222594
Project Name	: FORMER PFIZER INC SITE B&D	**Project Number**	: 0047.0044Y047
Lab ID	: WG1633890-3	**Date Collected**	: NA
Client ID	: WG1633890-3BLANK	**Date Received**	: NA
Sample Location	:	**Date Analyzed**	: 05/03/22 15:08
Sample Matrix	: WATER	**Dilution Factor**	: 1
Analytical Method	: 117,-	**Analyst**	: JT
Lab File ID	: R0941446	**Instrument ID**	: AIRLAB9
Sample Amount	: 0.5 ml	**GC Column**	:
Level	: LOW	**%Solids**	: N/A
Extract Volume (MeOH)	: N/A	**Injection Volume**	: N/A

		ug/L			
CAS NO.	**Parameter**	**Results**	**RL**	**MDL**	**Qualifier**
74-82-8	Methane	ND	2.00	2.00	U
74-85-1	Ethene	ND	0.500	0.500	U
74-84-0	Ethane	ND	0.500	0.500	U

Quantitation Report (QT Reviewed)

Data Path : O:\Forensics\Data\airlab9\2022\05\0503DG_N2\
Data File : R0941453.d
Signal(s) : FID1A.ch
Acq On : 3 May 2022 5:31 pm
Operator : AIRLAB9:JT
Sample : L2222594-01,4,0.5,0.5
Misc : WG1633890,ICAL16772
ALS Vial : 10 Sample Multiplier: 1

Integration File: autoint1.e
Quant Time: May 03 17:50:58 2022
Quant Method : O:\Forensics\Data\airlab9\2022\05\0503DG_N2\DG9_200511.M
Quant Title : Dissolved Gases
QLast Update : Tue May 12 07:13:18 2020
Response via : Initial Calibration
Integrator: ChemStation

Volume Inj. :
Signal Phase :
Signal Info :

Sub List : MEE - All compounds listed

	Compound	R.T.	Response	Conc	Units	
Target Compounds						
1)	methane	1.177	1857900	13.277	ug/L	
2)	ethene	4.110	23234	0.163	ug/L	M2
4)	ethane	5.076	97278	0.618	ug/L	M2

(f)=RT Delta > 1/2 Window (m)=manual int.

Quantitation Report (QT Reviewed)

Data Path : O:\Forensics\Data\airlab9\2022\05\0503DG_N2\
Data File : R0941453.d
Signal(s) : FID1A.ch
Acq On : 3 May 2022 5:31 pm
Operator : AIRLAB9:JT
Sample : L2222594-01,4,0.5,0.5
Misc : WG1633890,ICAL16772
ALS Vial : 10 Sample Multiplier: 1

Integration File: autoint1.e
Quant Time: May 03 17:50:58 2022
Quant Method : O:\Forensics\Data\airlab9\2022\05\0503DG_N2\DG9_200511.M
Quant Title : Dissolved Gases
QLast Update : Tue May 12 07:13:18 2020
Response via : Initial Calibration
Integrator: ChemStation

Volume Inj. :
Signal Phase :
Signal Info :

Sub List : MEE - All compounds listed

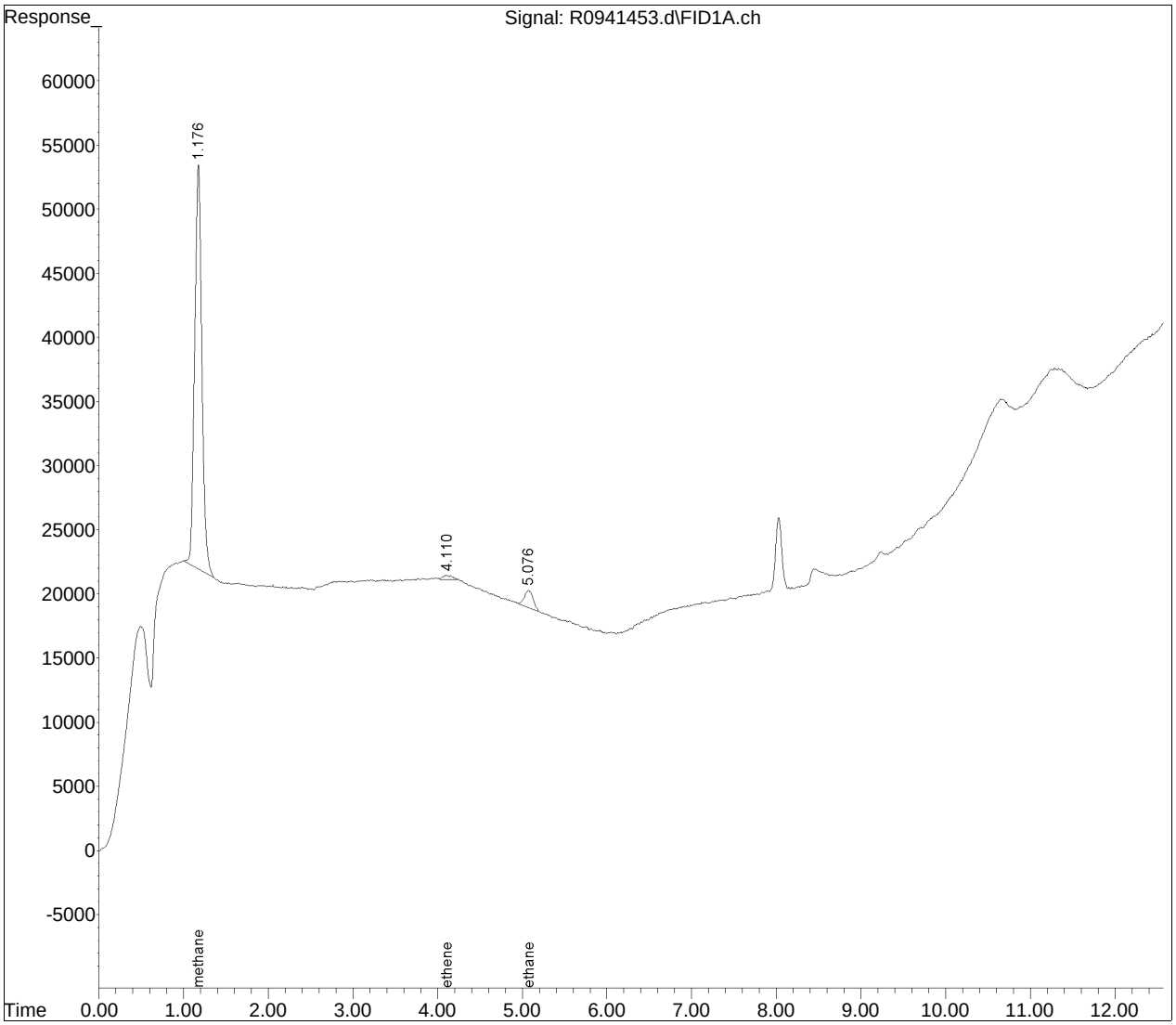

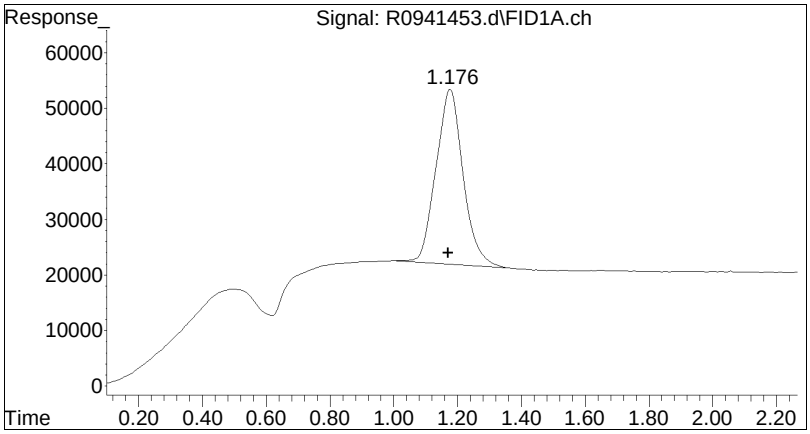

#1 methane

R.T.:	1.177 min
Delta R.T.:	0.007 min
Response:	1857900
Conc:	13.28 ug/L

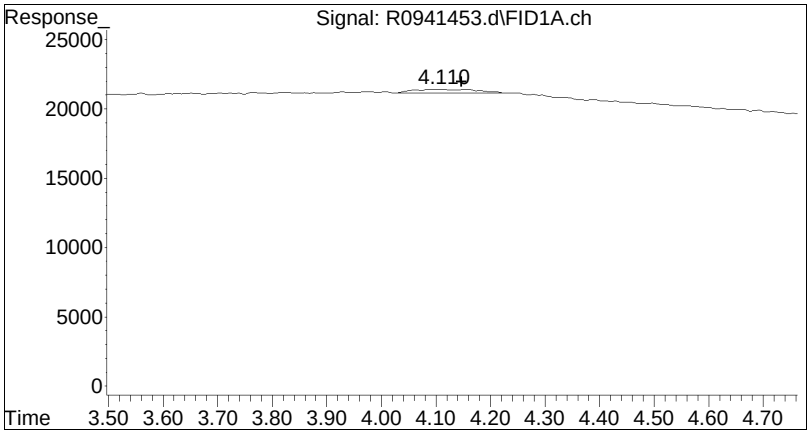

#2 ethene

R.T.:	4.110 min
Delta R.T.:	-0.037 min
Response:	23234
Conc:	0.16 ug/L M2

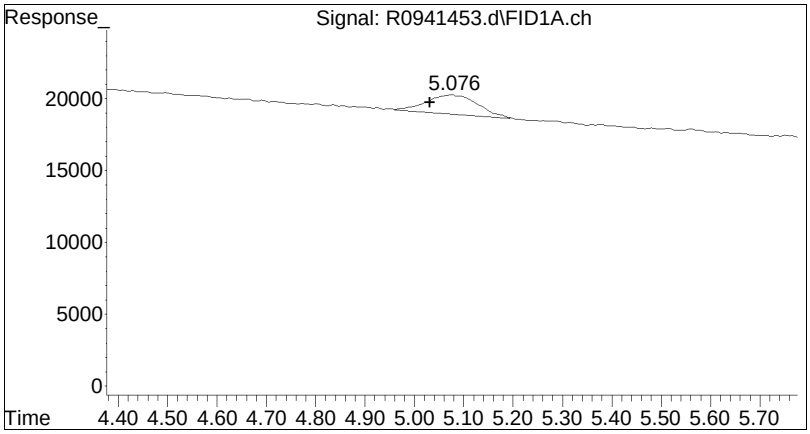

#4 ethane

R.T.:	5.076 min
Delta R.T.:	0.044 min
Response:	97278
Conc:	0.62 ug/L M2

Manual Integration Report

Data Path : O:\Forensics\Data\airlab9\QMethod : DG9_200511.M
Data File : R0941453.d Operator : AIRLAB9:JT
Date Inj'd : 5/3/2022 5:31 pm Instrument : Airlab9
Sample : L2222594-01,4,0.5,0.5 Quant Date : 5/3/2022 5:50 pm

Compound #2: ethene

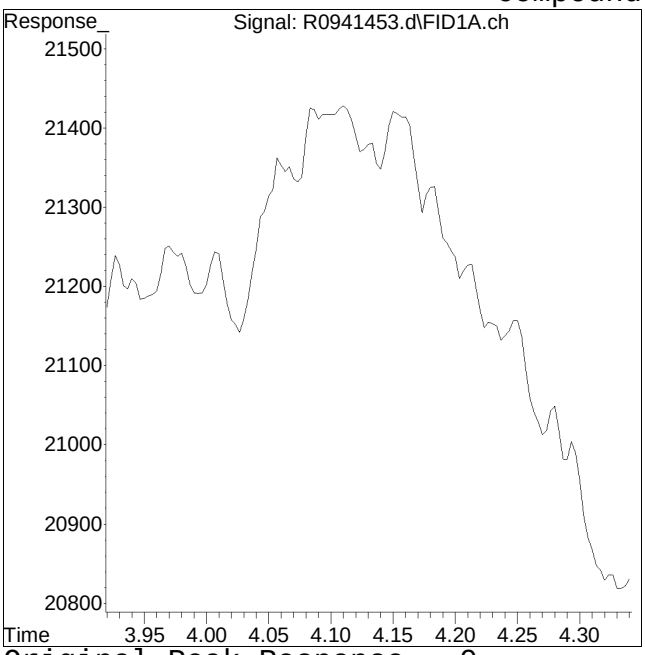

Original Peak Response = 0

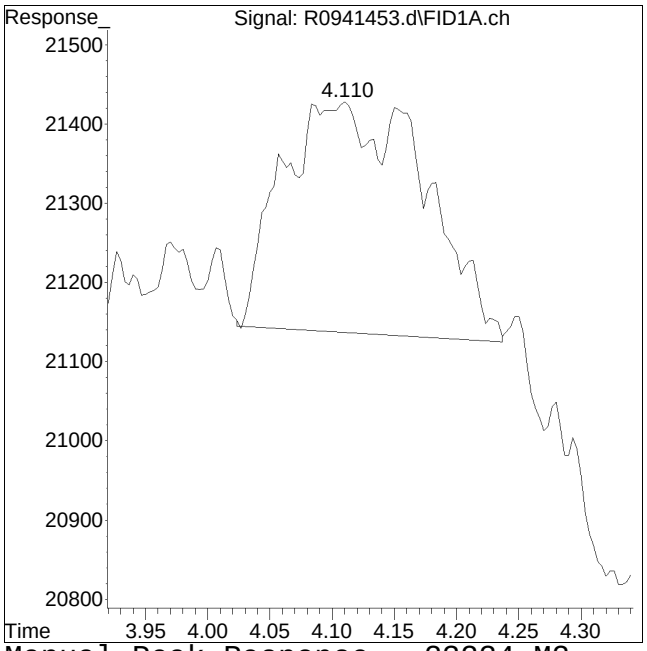

Manual Peak Response = 23234 M2

M2 = Peak not found by automatic integration algorithm.

Manual Integration Report

Data Path : O:\Forensics\Data\airlab9\QMethod : DG9_200511.M
Data File : R0941453.d Operator : AIRLAB9:JT
Date Inj'd : 5/3/2022 5:31 pm Instrument : Airlab9
Sample : L2222594-01,4,0.5,0.5 Quant Date : 5/3/2022 5:50 pm

Compound #4: ethane

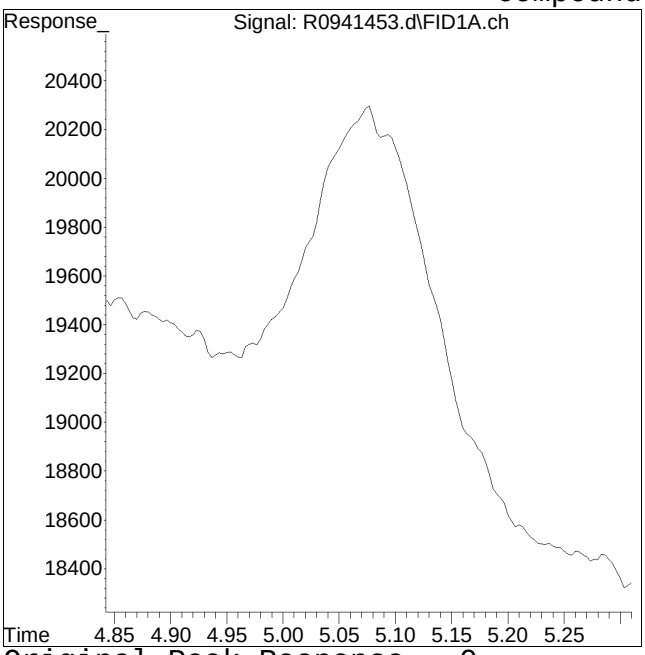

Original Peak Response = 0

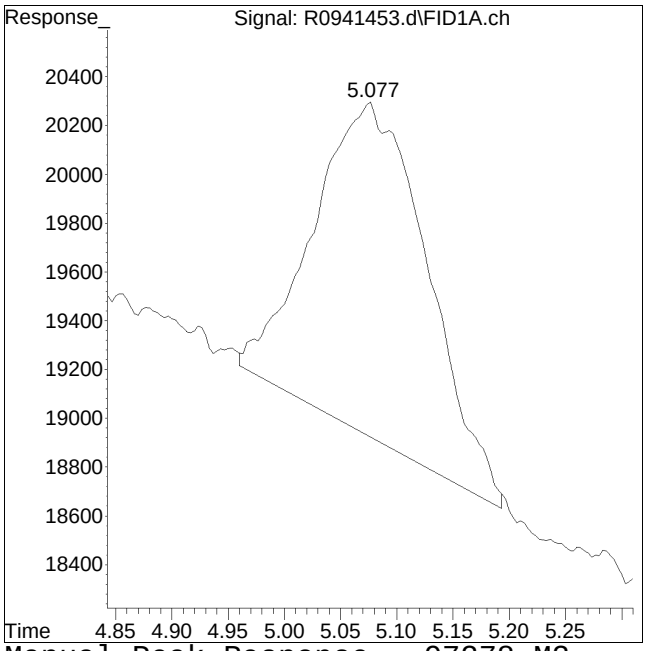

Manual Peak Response = 97278 M2

M2 = Peak not found by automatic integration algorithm.

Quantitation Report (QT Reviewed)

Data Path : O:\Forensics\Data\airlab9\2022\05\0503DG_N2\
Data File : R0941454.d
Signal(s) : FID1A.ch
Acq On : 3 May 2022 5:49 pm
Operator : AIRLAB9:JT
Sample : L2222594-02,4,0.5,0.5
Misc : WG1633890,ICAL16772
ALS Vial : 11 Sample Multiplier: 1

Integration File: autoint1.e
Quant Time: May 04 08:16:46 2022
Quant Method : O:\Forensics\Data\airlab9\2022\05\0503DG_N2\DG9_200511.M
Quant Title : Dissolved Gases
QLast Update : Tue May 12 07:13:18 2020
Response via : Initial Calibration
Integrator: ChemStation

Volume Inj. :
Signal Phase :
Signal Info :

Sub List : MEE - All compounds listed

	Compound	R.T.	Response	Conc	Units	
Target Compounds						
1)	methane	1.178	289734	2.070	ug/L	M2
2)	ethene	0.000	0	N.D.	ug/L	
4)	ethane	0.000	0	N.D.	ug/L	

(f)=RT Delta > 1/2 Window (m)=manual int.

Quantitation Report (QT Reviewed)

Data Path : O:\Forensics\Data\airlab9\2022\05\0503DG_N2\
Data File : R0941454.d
Signal(s) : FID1A.ch
Acq On : 3 May 2022 5:49 pm
Operator : AIRLAB9:JT
Sample : L2222594-02,4,0.5,0.5
Misc : WG1633890,ICAL16772
ALS Vial : 11 Sample Multiplier: 1

Integration File: autoint1.e
Quant Time: May 04 08:16:46 2022
Quant Method : O:\Forensics\Data\airlab9\2022\05\0503DG_N2\DG9_200511.M
Quant Title : Dissolved Gases
QLast Update : Tue May 12 07:13:18 2020
Response via : Initial Calibration
Integrator: ChemStation

Volume Inj. :
Signal Phase :
Signal Info :

Sub List : MEE - All compounds listed

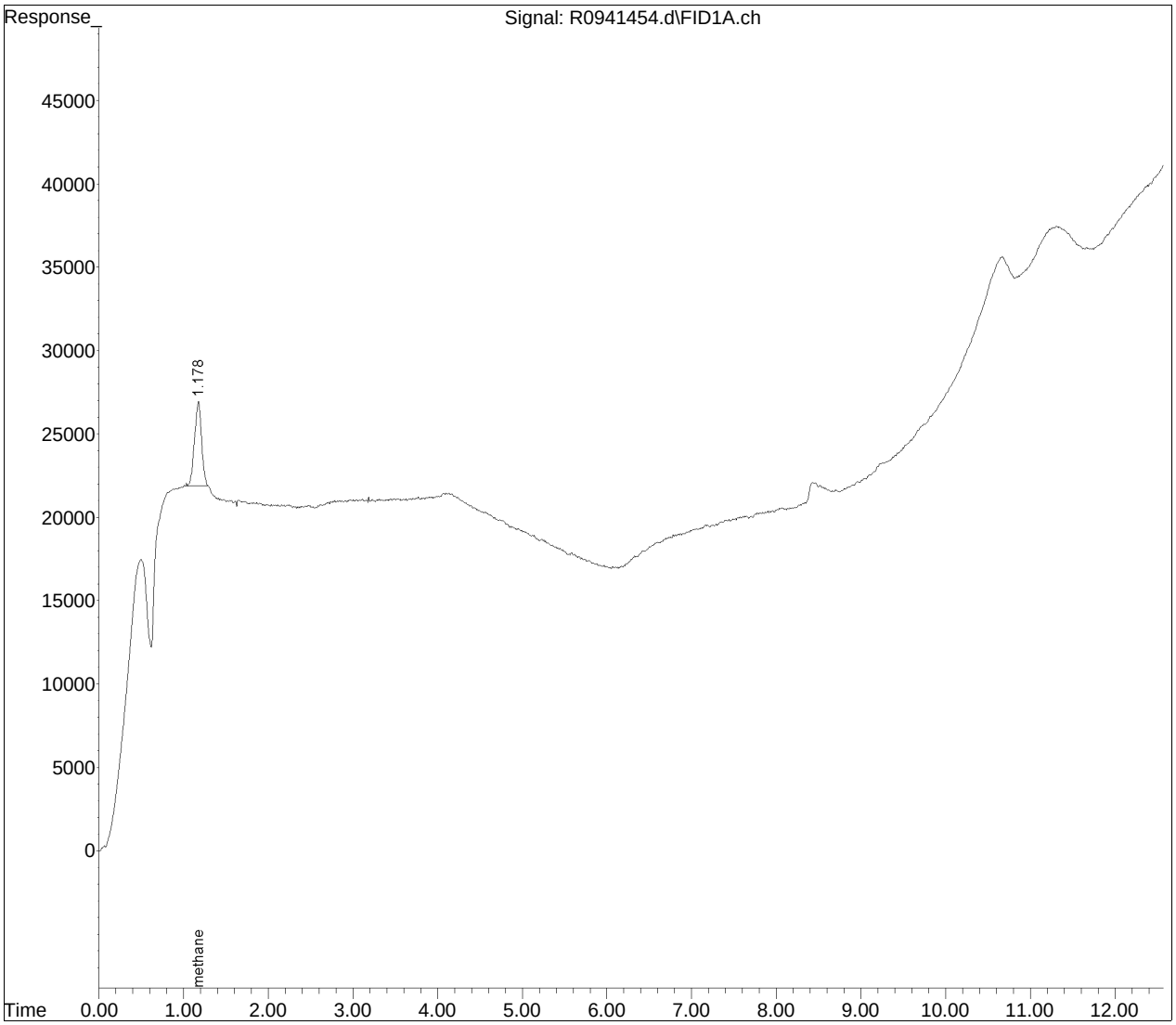

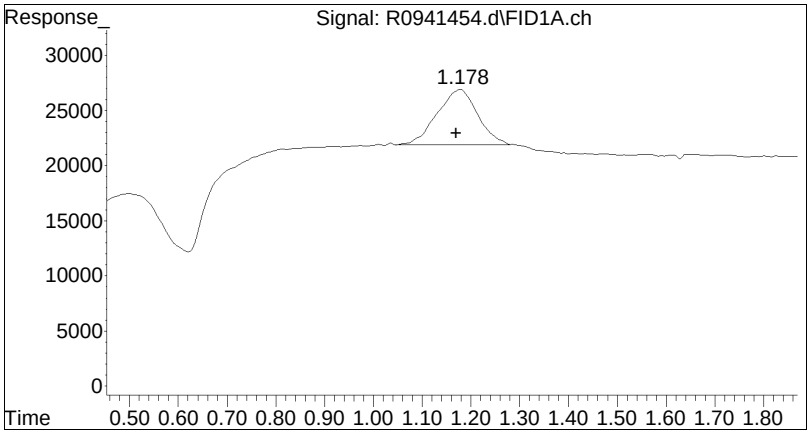

#1 methane

R.T.:	1.178 min
Delta R.T.:	0.008 min
Response:	289734
Conc:	2.07 ug/L M2

Manual Integration Report

Data Path : O:\Forensics\Data\airlab9\QMethod : DG9_200511.M
Data File : R0941454.d Operator : AIRLAB9:JT
Date Inj'd : 5/3/2022 5:49 pm Instrument : Airlab9
Sample : L2222594-02,4,0.5,0.5 Quant Date : 5/4/2022 8:16 am

Compound #1: methane

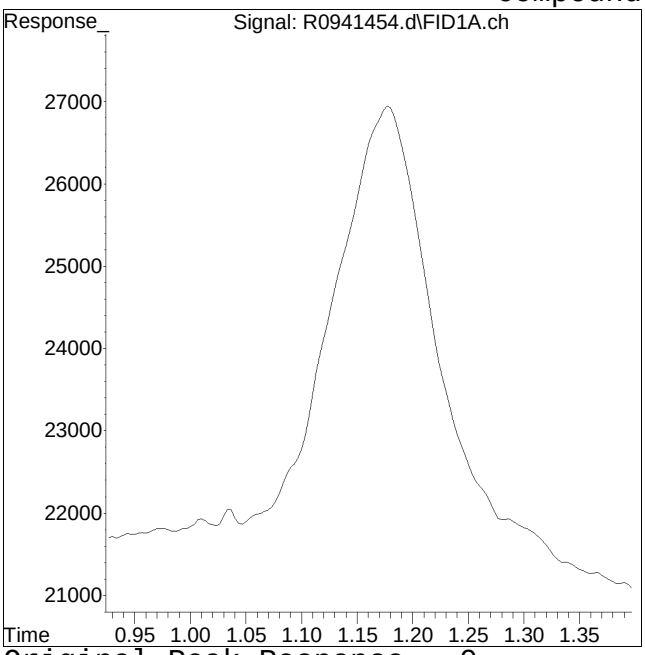

Original Peak Response = 0

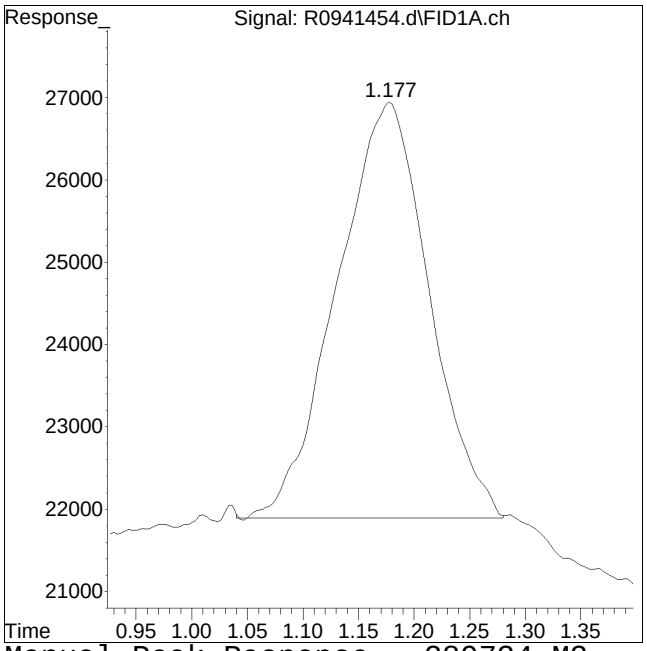

Manual Peak Response = 289734 M2

M2 = Peak not found by automatic integration algorithm.

Quantitation Report (QT Reviewed)

Data Path : O:\Forensics\Data\airlab9\2022\05\0503DG_N2\
Data File : R0941455.d
Signal(s) : FID1A.ch
Acq On : 3 May 2022 6:07 pm
Operator : AIRLAB9:JT
Sample : L2222594-03,4,0.5,0.5
Misc : WG1633890,ICAL16772
ALS Vial : 12 Sample Multiplier: 1

Integration File: autoint1.e
Quant Time: May 04 08:17:09 2022
Quant Method : O:\Forensics\Data\airlab9\2022\05\0503DG_N2\DG9_200511.M
Quant Title : Dissolved Gases
QLast Update : Tue May 12 07:13:18 2020
Response via : Initial Calibration
Integrator: ChemStation

Volume Inj. :
Signal Phase :
Signal Info :

Sub List : MEE - All compounds listed

	Compound	R.T.	Response	Conc	Units	
Target Compounds						
1)	methane	1.178	49003610	350.181	ug/L	
2)	ethene	0.000	0	N.D.	ug/L	
4)	ethane	5.075	217292	1.380	ug/L	M2

(f)=RT Delta > 1/2 Window (m)=manual int.

Quantitation Report (QT Reviewed)

Data Path : O:\Forensics\Data\airlab9\2022\05\0503DG_N2\
Data File : R0941455.d
Signal(s) : FID1A.ch
Acq On : 3 May 2022 6:07 pm
Operator : AIRLAB9:JT
Sample : L2222594-03,4,0.5,0.5
Misc : WG1633890,ICAL16772
ALS Vial : 12 Sample Multiplier: 1

Integration File: autoint1.e
Quant Time: May 04 08:17:09 2022
Quant Method : O:\Forensics\Data\airlab9\2022\05\0503DG_N2\DG9_200511.M
Quant Title : Dissolved Gases
QLast Update : Tue May 12 07:13:18 2020
Response via : Initial Calibration
Integrator: ChemStation

Volume Inj. :
Signal Phase :
Signal Info :

Sub List : MEE - All compounds listed

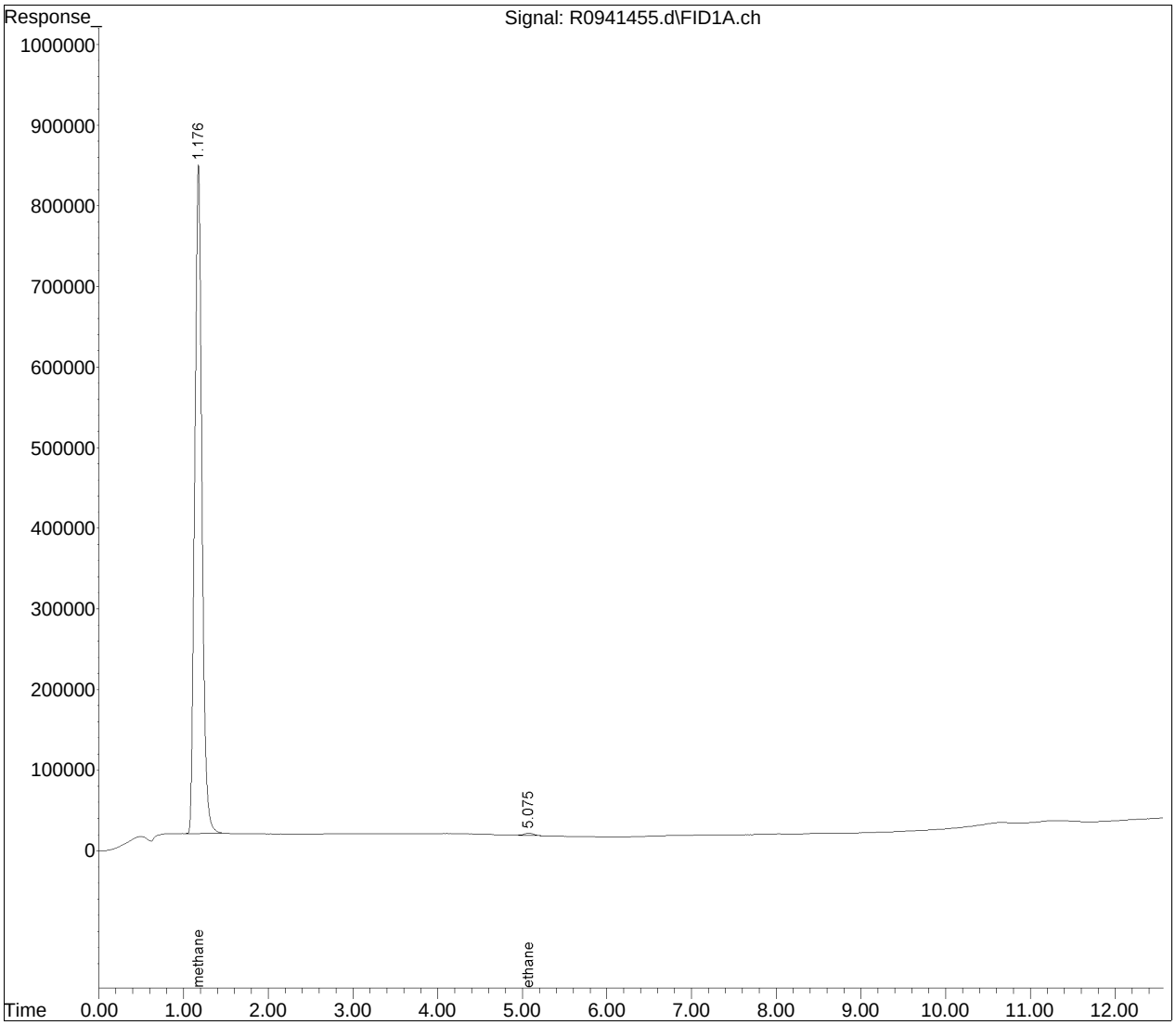

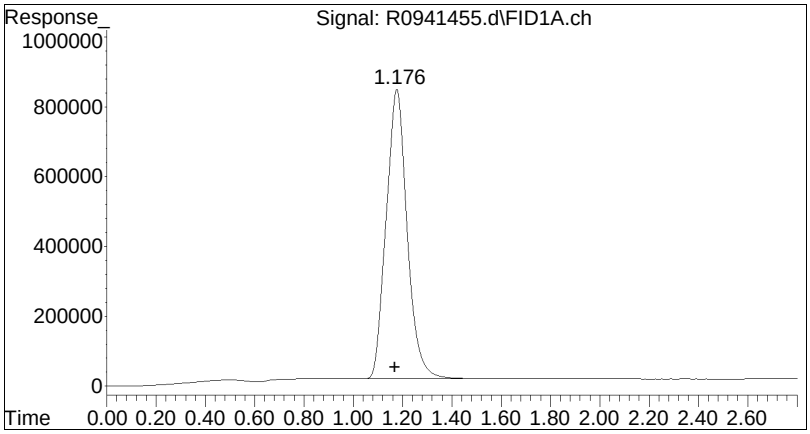

#1 methane

R.T.: 1.178 min
Delta R.T.: 0.008 min
Response: 49003610
Conc: 350.18 ug/L

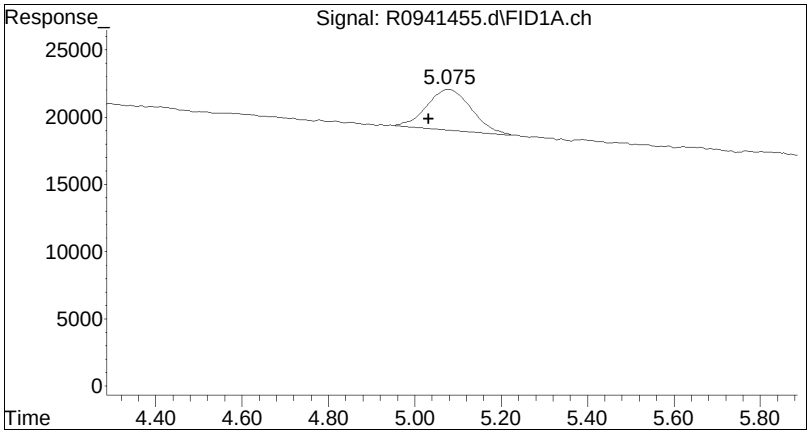

#4 ethane

R.T.:	5.075 min
Delta R.T.:	0.043 min
Response:	217292
Conc:	1.38 ug/L M2

Manual Integration Report

Data Path : O:\Forensics\Data\airlab9\QMethod : DG9_200511.M
Data File : R0941455.d Operator : AIRLAB9:JT
Date Inj'd : 5/3/2022 6:07 pm Instrument : Airlab9
Sample : L2222594-03,4,0.5,0.5 Quant Date : 5/4/2022 8:16 am

Compound #4: ethane

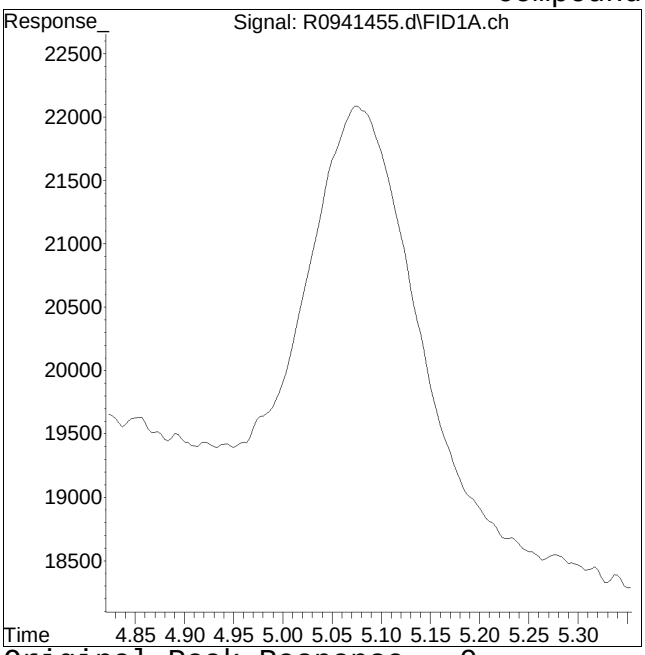

Original Peak Response = 0

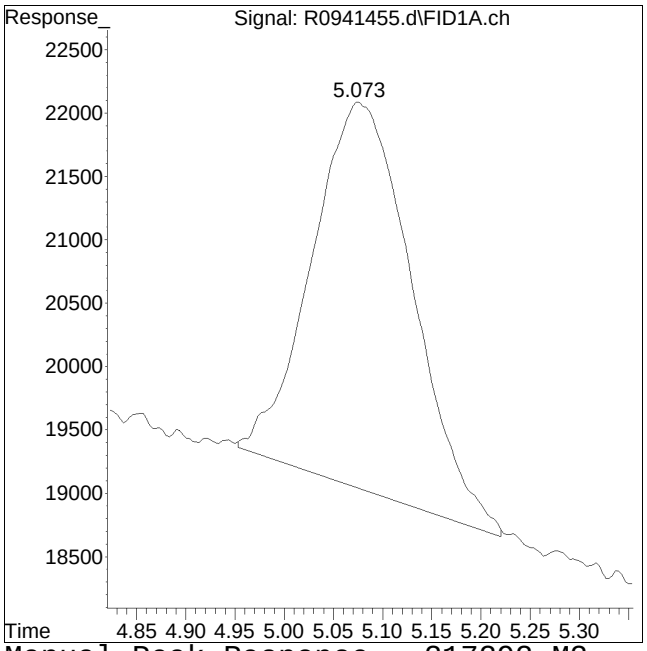

Manual Peak Response = 217292 M2

M2 = Peak not found by automatic integration algorithm.

Quantitation Report (QT Reviewed)

Data Path : O:\Forensics\Data\airlab9\2022\05\0503DG_N2\
Data File : R0941456.d
Signal(s) : FID1A.ch
Acq On : 3 May 2022 6:24 pm
Operator : AIRLAB9:JT
Sample : L2222594-04,4,0.5,0.5
Misc : WG1633890,ICAL16772
ALS Vial : 13 Sample Multiplier: 1

Integration File: autoint1.e
Quant Time: May 04 08:16:19 2022
Quant Method : O:\Forensics\Data\airlab9\2022\05\0503DG_N2\DG9_200511.M
Quant Title : Dissolved Gases
QLast Update : Tue May 12 07:13:18 2020
Response via : Initial Calibration
Integrator: ChemStation

Volume Inj. :
Signal Phase :
Signal Info :

Sub List : MEE - All compounds listed

	Compound	R.T.	Response	Conc	Units
Target Compounds					
1)	methane	1.168	781694253	5586.008	ug/L
2)	ethene	4.220	3312362	23.235	ug/L
4)	ethane	5.091	1906004	12.108	ug/L

(f)=RT Delta > 1/2 Window (m)=manual int.

Quantitation Report (QT Reviewed)

Data Path : O:\Forensics\Data\airlab9\2022\05\0503DG_N2\
Data File : R0941456.d
Signal(s) : FID1A.ch
Acq On : 3 May 2022 6:24 pm
Operator : AIRLAB9:JT
Sample : L2222594-04,4,0.5,0.5
Misc : WG1633890,ICAL16772
ALS Vial : 13 Sample Multiplier: 1

Integration File: autoint1.e
Quant Time: May 04 08:16:19 2022
Quant Method : O:\Forensics\Data\airlab9\2022\05\0503DG_N2\DG9_200511.M
Quant Title : Dissolved Gases
QLast Update : Tue May 12 07:13:18 2020
Response via : Initial Calibration
Integrator: ChemStation

Volume Inj. :
Signal Phase :
Signal Info :

Sub List : MEE - All compounds listed

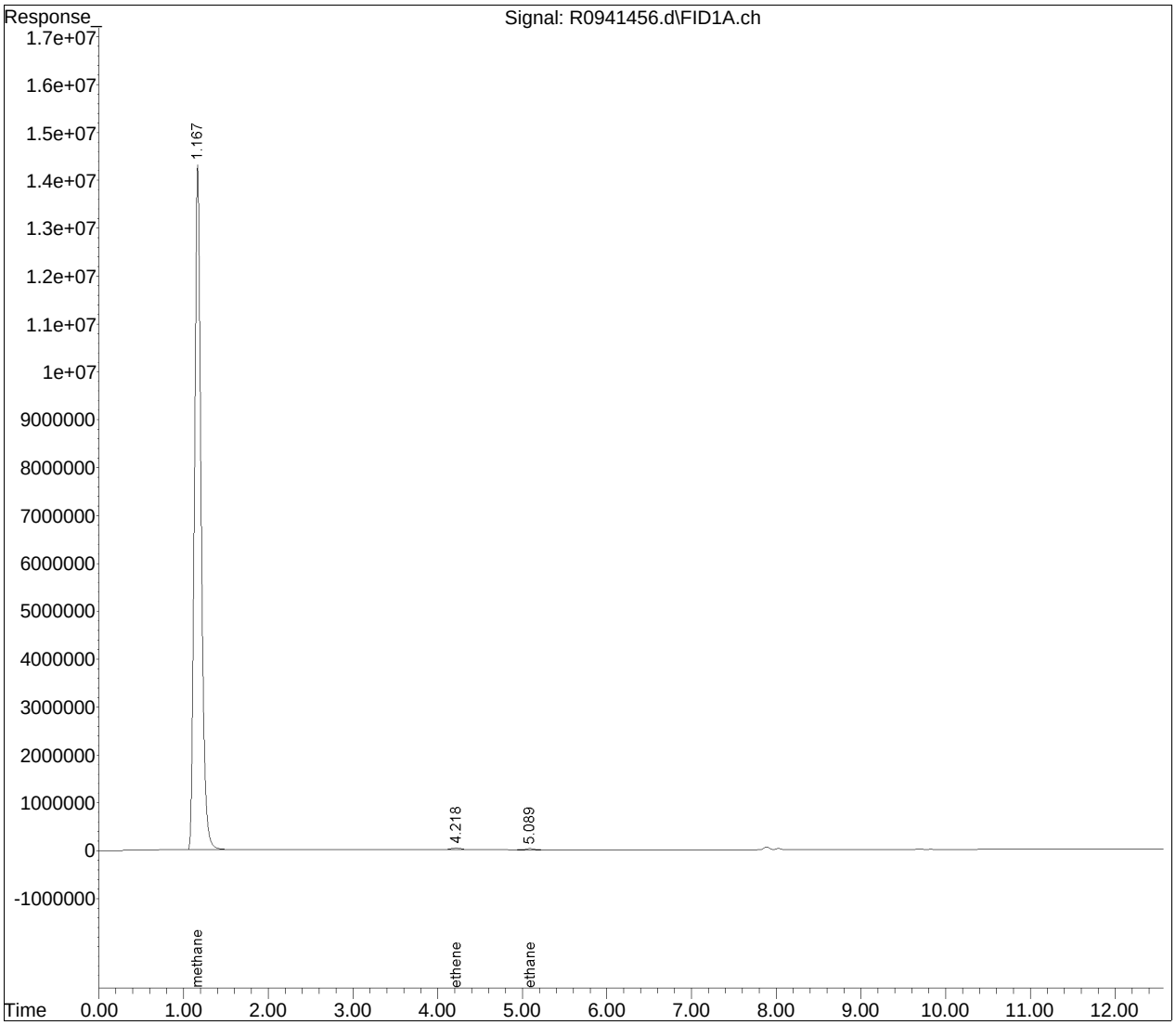

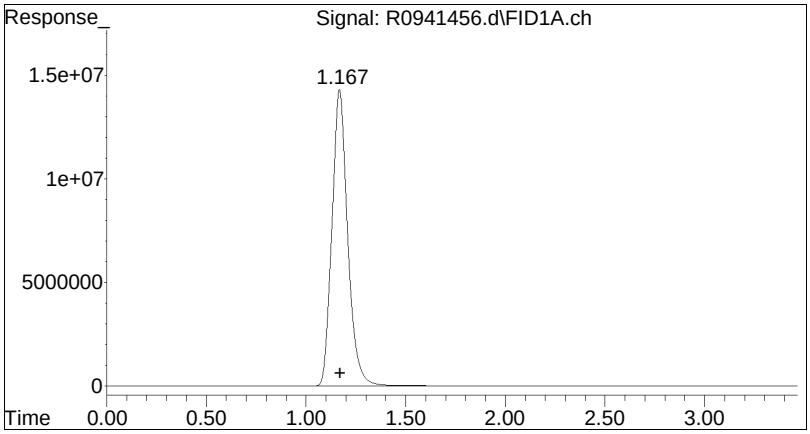

#1 methane

R.T.: 1.168 min
Delta R.T.: -0.002 min
Response: 781694253
Conc: 5586.01 ug/L

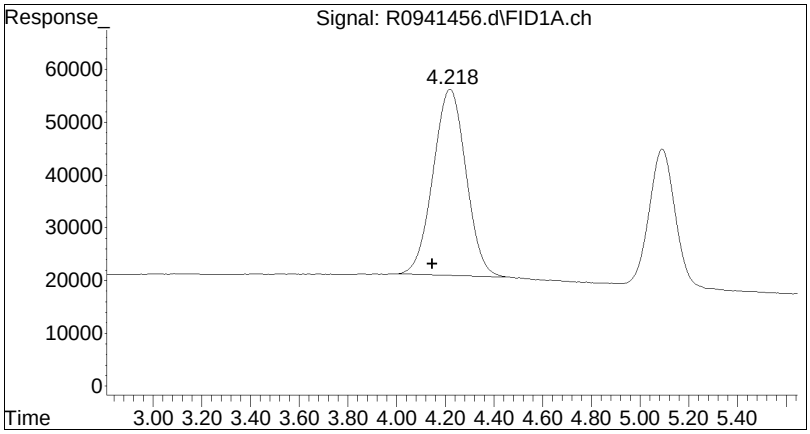

#2 ethene

R.T.:	4.220 min
Delta R.T.:	0.073 min
Response:	3312362
Conc:	23.24 ug/L

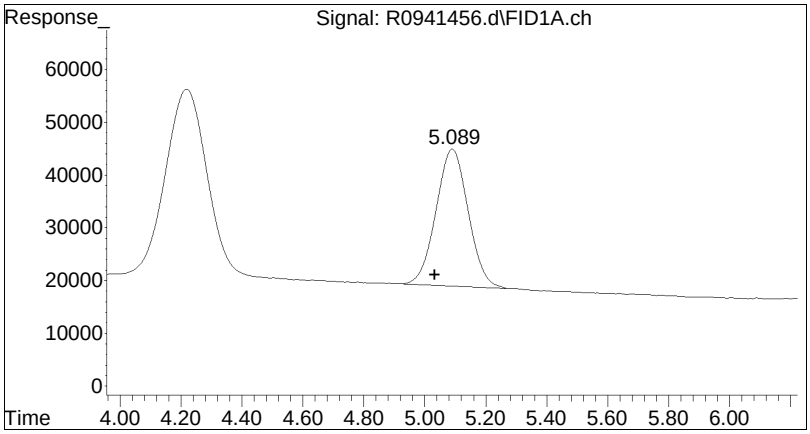

#4 ethane

R.T.:	5.091 min
Delta R.T.:	0.059 min
Response:	1906004
Conc:	12.11 ug/L

Manual Integration Report

Data Path	: O:\Forensics\Data\airlab9\	QMethod	: DG9_200511.M
Data File	: R0941456.d	Operator	: AIRLAB9:JT
Date Inj'd	: 5/3/2022 6:24 pm	Instrument	: Airlab9
Sample	: L2222594-04,4,0.5,0.5	Quant Date	: 5/4/2022 8:16 am

There are no manual integrations or false positives in this file.

Volatiles Standards Data

Initial Calibration

Initial Calibration Summary
Form 6
Volatiles

Client	**: Roux Env. Eng. & Geology, DPC**	**Lab Number**	**: L2222594**
Project Name	**: FORMER PFIZER INC SITE B&D**	**Project Number**	**: 0047.0044Y047**
Instrument ID	**: AIRLAB9**	**Ical Ref**	**: ICAL16772**
Calibration dates	**: 05/11/20 15:46 05/11/20 18:04**		

Calibration Files

L1 =R0932150.d L2 =R0932151.d L3 =R0932152.d L4 =R0932153.d L5 =R0932154.d L6 =R0932155.d

L7 =R0932156.d L8Me=R0932157.d

	Compound	L1	L2	L3	L4	L5	L6	L7	L8Me	Avg	%RSD
1)	methane	1.616	1.559	1.225	1.421	1.279	1.350	1.552	1.398	*LFE5	0.9999
2)	ethene	1.044	1.285	1.157	1.313	1.232	1.278	1.470		*LFE5	0.9957
3)	acetylene		2.377	2.256	2.872	2.677	3.021			*LFE4	0.9979
4)	ethane	0.848	1.216	1.254	1.439	1.371	1.407	1.624		*LFE5	0.9956
5)	propene	0.892	0.949	0.992	1.099	1.121	1.156	1.303		*LFE5	0.9969
6)	propane	1.009	1.123	1.176	1.314	1.341	1.375	1.526		*LFE5	0.9976
7)	butane	1.248	1.052	1.133	1.230	1.349	1.370	1.479		*LFE5	0.9987

Response Factor Report Airlab9

Method Path : O:\Forensics\Data\airlab9\2020\200511DG_I\
Method File : DG9_200511.M
Title : Dissolved Gases
Last Update : Tue May 12 07:13:18 2020
Response Via : Initial Calibration

Calibration Files
L1 =R0932150.d L2 =R0932151.d L3 =R0932152.d L4 =R0932153.d L5 =R0932154.d L6 =R0932155.d
L7 =R0932156.d L8Me=R0932157.d

	Compound	L1	L2	L3	L4	L5	L6	L7	L8Me	Avg		%RSD
1)	methane	1.616	1.559	1.225	1.421	1.279	1.350	1.552	1.398	*LFE5		0.9999
2)	ethene	1.044	1.285	1.157	1.313	1.232	1.278	1.470		*LFE5		0.9957
3)	acetylene		2.377	2.256	2.872	2.677	3.021			*LFE4		0.9979
4)	ethane	0.848	1.216	1.254	1.439	1.371	1.407	1.624		*LFE5		0.9956
5)	propene	0.892	0.949	0.992	1.099	1.121	1.156	1.303		*LFE5		0.9969
6)	propane	1.009	1.123	1.176	1.314	1.341	1.375	1.526		*LFE5		0.9976
7)	butane	1.248	1.052	1.133	1.230	1.349	1.370	1.479		*LFE5		0.9987

(#) = Out of Range ### Number of calibration levels exceeded format ###

Quantitation Report (QT Reviewed)

Data Path : O:\Forensics\Data\airlab9\2020\200511DG_I\
Data File : R0932150.d
Signal(s) : FID1A.ch
Acq On : 11 May 2020 3:46 pm
Operator : AIRLAB9:AR
Sample : IDISSGASSTD01
Misc : WG1369720
ALS Vial : 2 Sample Multiplier: 1

Integration File: events.e
Quant Time: May 12 07:04:31 2020
Quant Method : O:\Forensics\Data\airlab9\2020\200511DG_I\DG9_200511.M
Quant Title : Dissolved Gases
QLast Update : Tue May 12 07:01:27 2020
Response via : Initial Calibration
Integrator: ChemStation

Volume Inj. :
Signal Phase :
Signal Info :

Sub List : Default - All compounds listed

	Compound	R.T.	Response	Conc	Units	
Target Compounds						
1)	methane	1.150	50096	0.360	ug/L	M4
2)	ethene	4.130	55354	0.428	ug/L	M4
3)	acetylene	0.000	0	N.D.	ug/L	d
4)	ethane	5.027	48353	0.339	ug/L	M4
5)	propene	7.865	69567	0.623	ug/L	m
6)	propane	8.013	84771	0.645	ug/L	
7)	butane	9.810	138481	1.126	ug/L	M4

(f)=RT Delta > 1/2 Window (m)=manual int.

Quantitation Report (QT Reviewed)

Data Path : O:\Forensics\Data\airlab9\2020\200511DG_I\
Data File : R0932150.d
Signal(s) : FID1A.ch
Acq On : 11 May 2020 3:46 pm
Operator : AIRLAB9:AR
Sample : IDISSGASSTD01
Misc : WG1369720
ALS Vial : 2 Sample Multiplier: 1

Integration File: events.e
Quant Time: May 12 07:04:31 2020
Quant Method : O:\Forensics\Data\airlab9\2020\200511DG_I\DG9_200511.M
Quant Title : Dissolved Gases
QLast Update : Tue May 12 07:01:27 2020
Response via : Initial Calibration
Integrator: ChemStation

Volume Inj. :
Signal Phase :
Signal Info :

Sub List : Default - All compounds listed

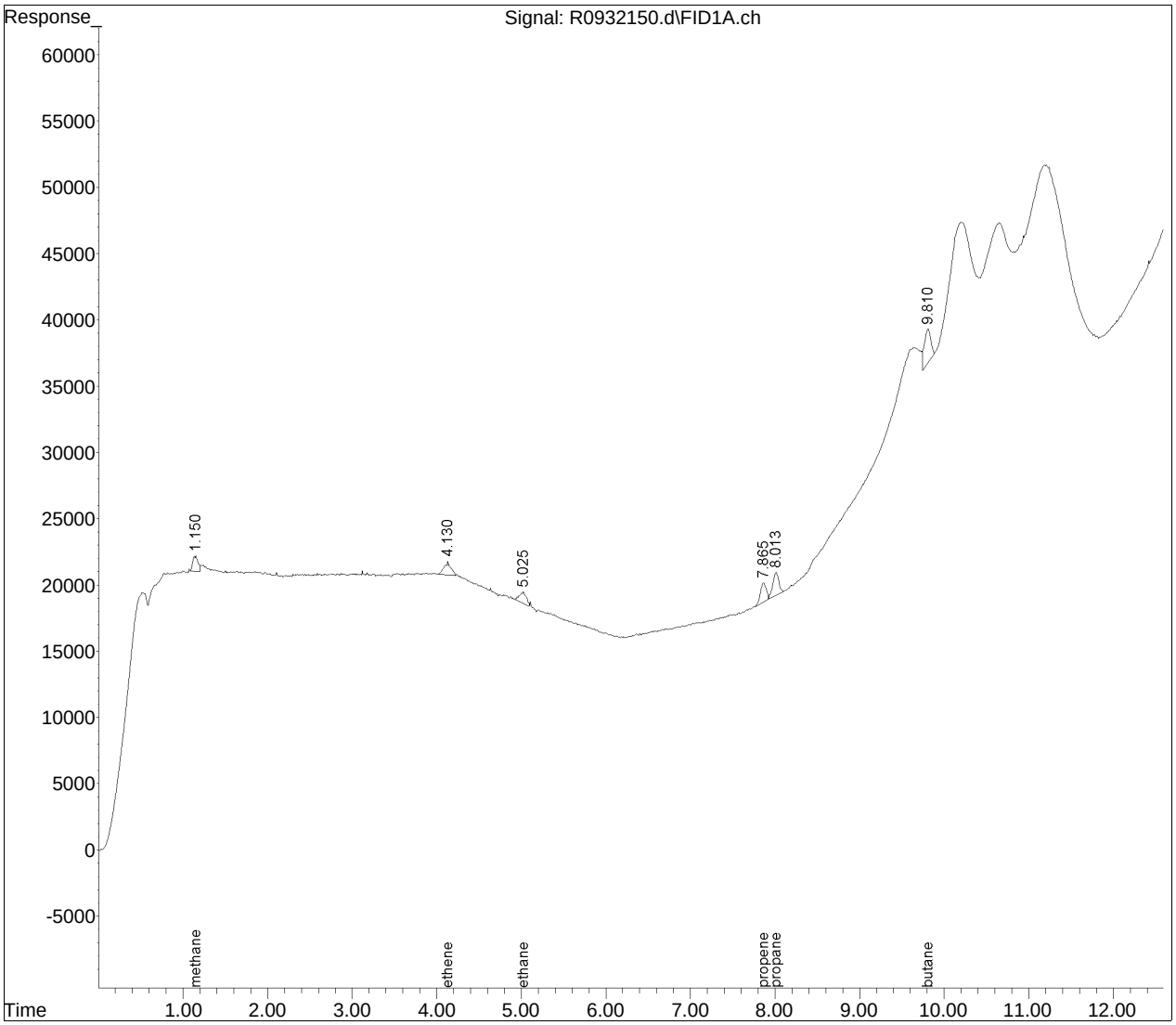

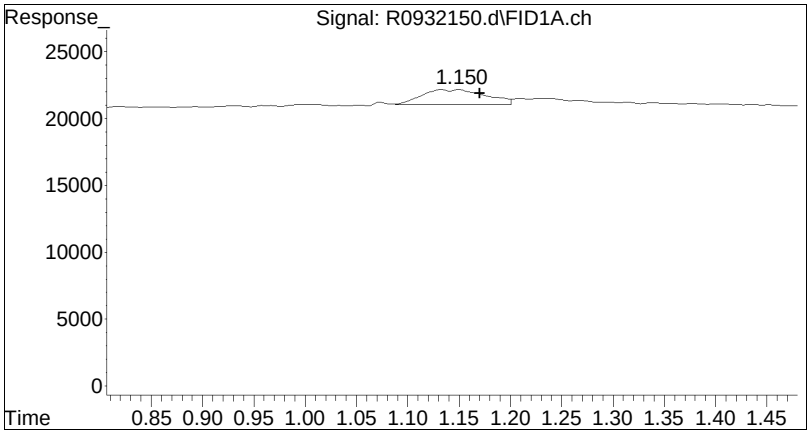

#1 methane

R.T.:	1.150 min
Delta R.T.:	-0.020 min
Response:	50096
Conc:	0.36 ug/L M4

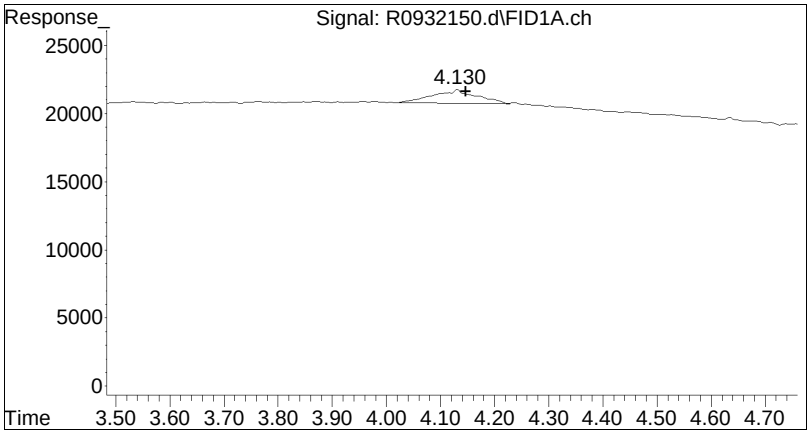

#2 ethene

R.T.:	4.130 min
Delta R.T.:	-0.016 min
Response:	55354
Conc:	0.43 ug/L M4

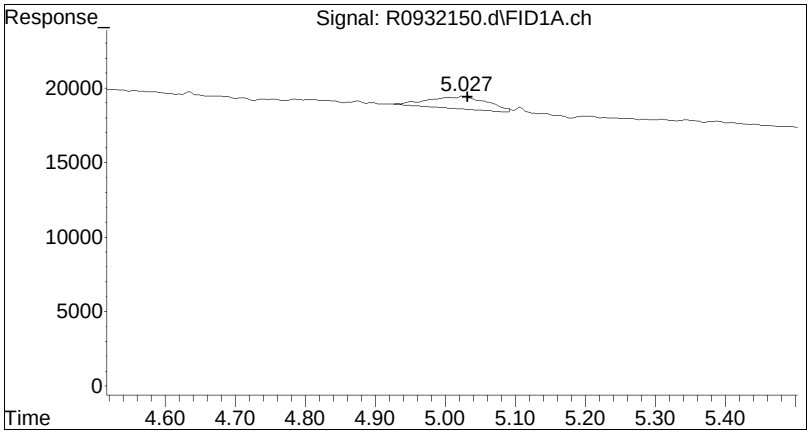

#4 ethane

R.T.:	5.027 min
Delta R.T.:	-0.005 min
Response:	48353
Conc:	0.34 ug/L M4

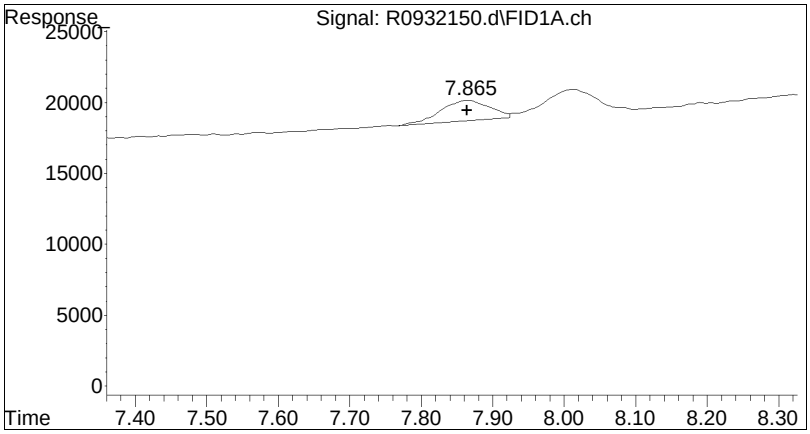

#5 propene

R.T.:	7.865 min
Delta R.T.:	0.001 min
Response:	69567
Conc:	0.62 ug/L m

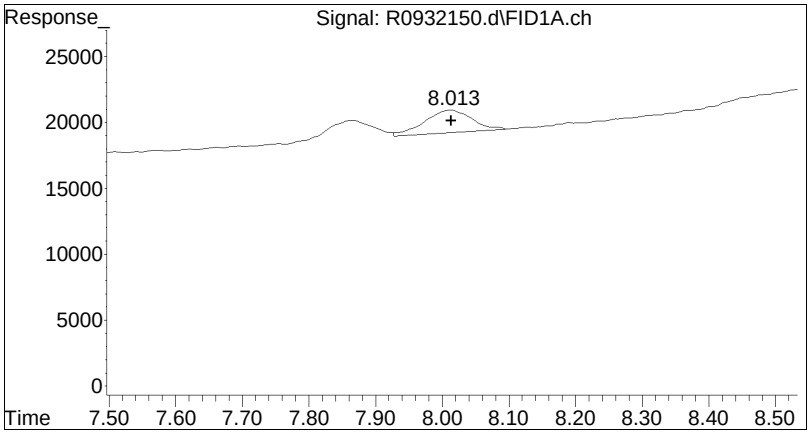

#6 propane

R.T.:	8.013 min
Delta R.T.:	0.000 min
Response:	84771
Conc:	0.64 ug/L

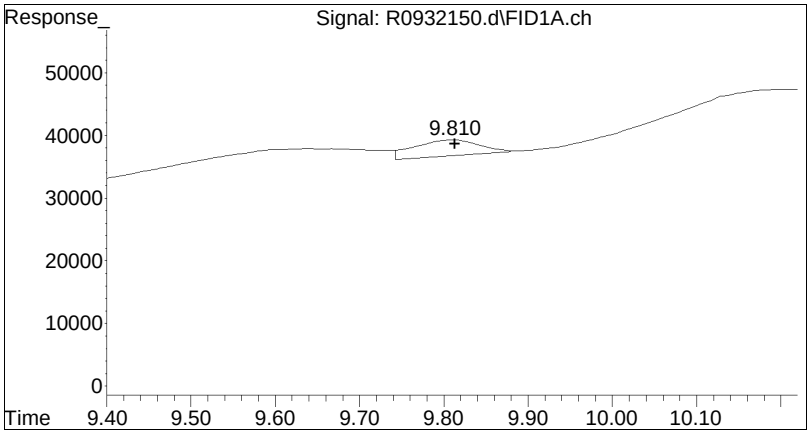

#7 butane

R.T.:	9.810 min
Delta R.T.:	-0.003 min
Response:	138481
Conc:	1.13 ug/L M4

Manual Integration Report

Data Path : O:\Forensics\Data\airlab9\QMethod : DG9_200511.M
Data File : R0932150.d Operator : AIRLAB9:AR
Date Inj'd : 5/11/2020 0:3: 6 Instrument : Airlab9
Sample : IDISSGASSTD01 Quant Date : 5/12/2020 7:02 am

Compound #1: methane

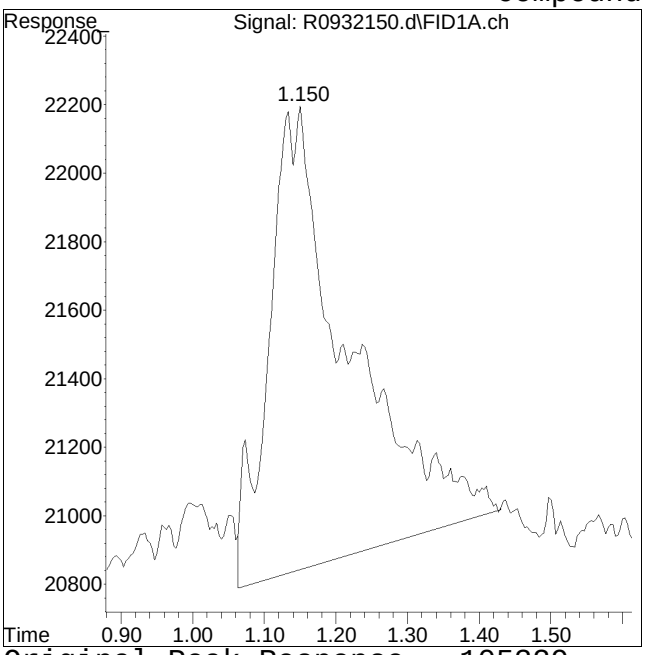

Original Peak Response = 105329

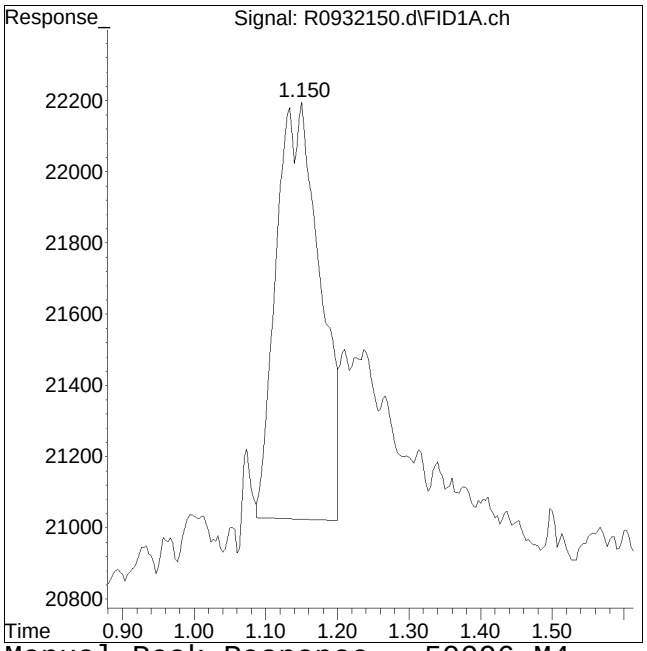

Manual Peak Response = 50096 M4

M4 = Poor automated baseline construction.

Manual Integration Report

Data Path : O:\Forensics\Data\airlab9\QMethod : DG9_200511.M
Data File : R0932150.d Operator : AIRLAB9:AR
Date Inj'd : 5/11/2020 0:3: 6 Instrument : Airlab9
Sample : IDISSGASSTD01 Quant Date : 5/12/2020 7:02 am

Compound #2: ethene

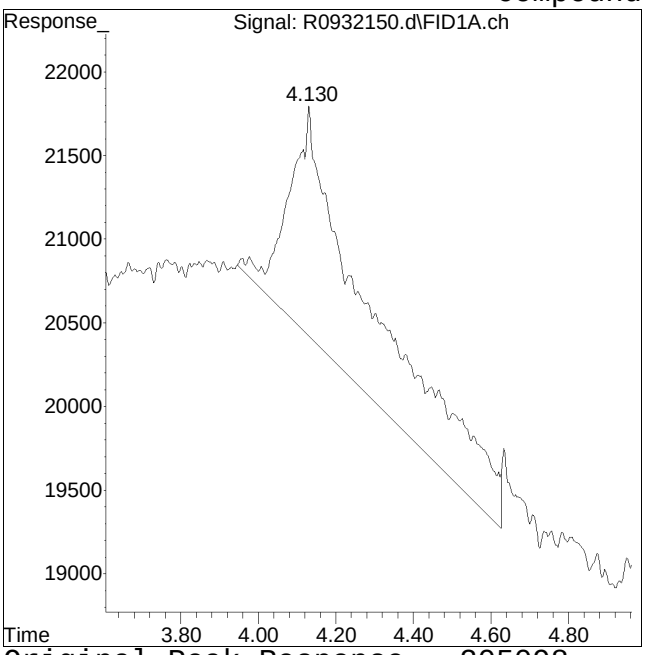

Original Peak Response = 205098

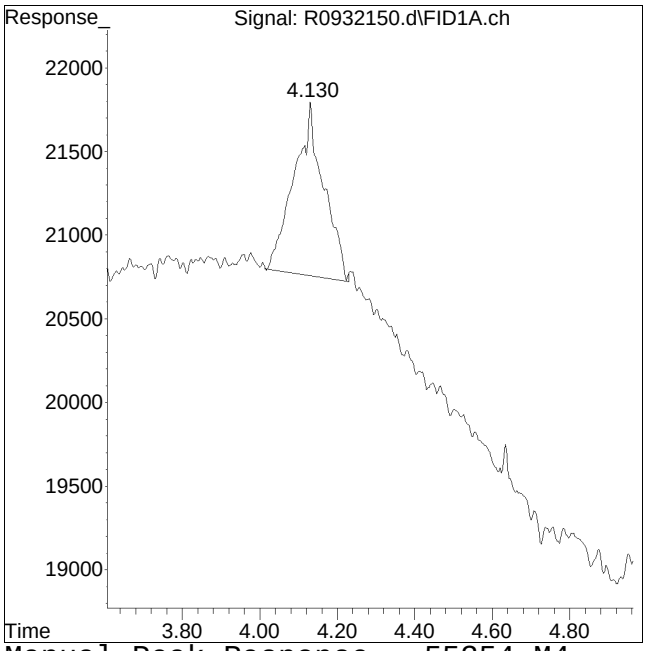

Manual Peak Response = 55354 M4

M4 = Poor automated baseline construction.

Manual Integration Report

Data Path : O:\Forensics\Data\airlab9\QMethod : DG9_200511.M
Data File : R0932150.d Operator : AIRLAB9:AR
Date Inj'd : 5/11/2020 0:3: 6 Instrument : Airlab9
Sample : IDISSGASSTD01 Quant Date : 5/12/2020 7:02 am

Compound #4: ethane

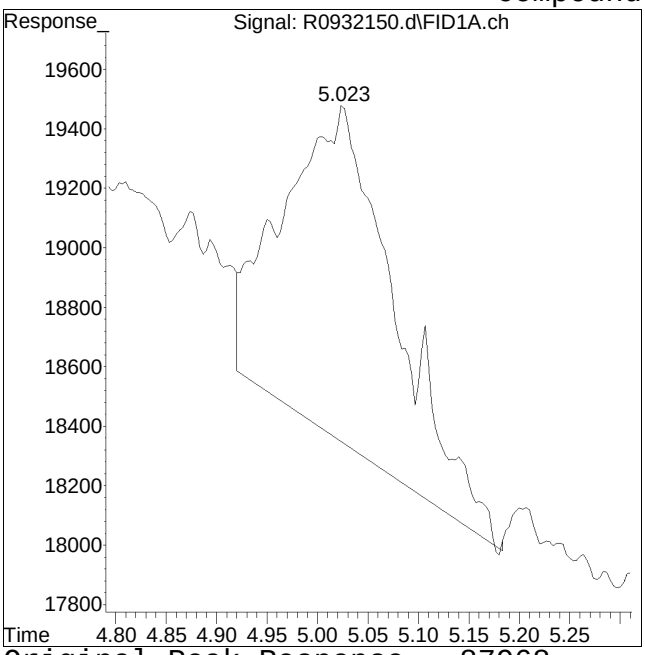

Original Peak Response = 87968

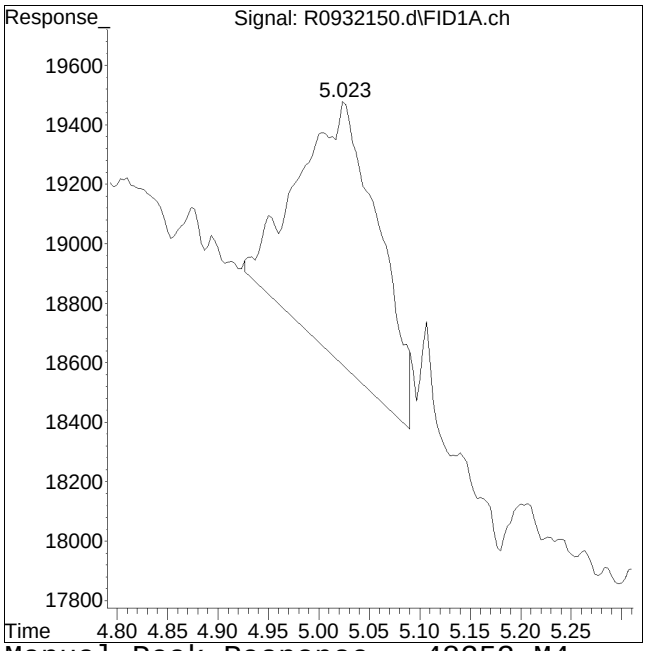

Manual Peak Response = 48353 M4

M4 = Poor automated baseline construction.

Manual Integration Report

Data Path : O:\Forensics\Data\airlab9\QMethod : DG9_200511.M
Data File : R0932150.d Operator : AIRLAB9:AR
Date Inj'd : 5/11/2020 0:3: 6 Instrument : Airlab9
Sample : IDISSGASSTD01 Quant Date : 5/12/2020 7:02 am

Compound #5: propene

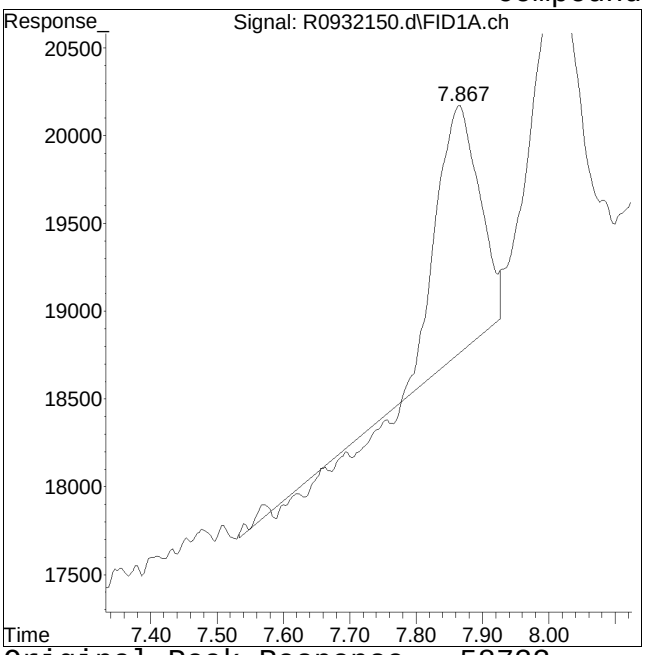

Original Peak Response = 58733

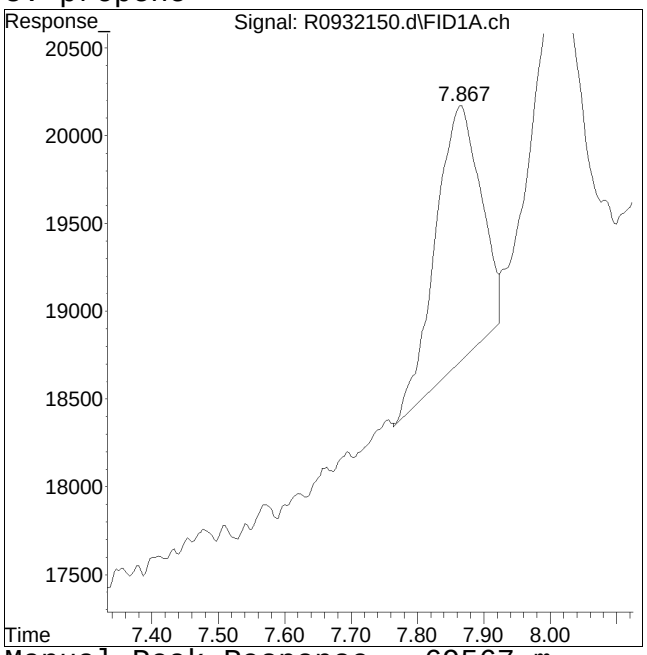

Manual Peak Response = 69567 m

Manual Integration Report

Data Path : O:\Forensics\Data\airlab9\QMethod : DG9_200511.M
Data File : R0932150.d Operator : AIRLAB9:AR
Date Inj'd : 5/11/2020 0:3: 6 Instrument : Airlab9
Sample : IDISSGASSTD01 Quant Date : 5/12/2020 7:02 am

Compound #7: butane

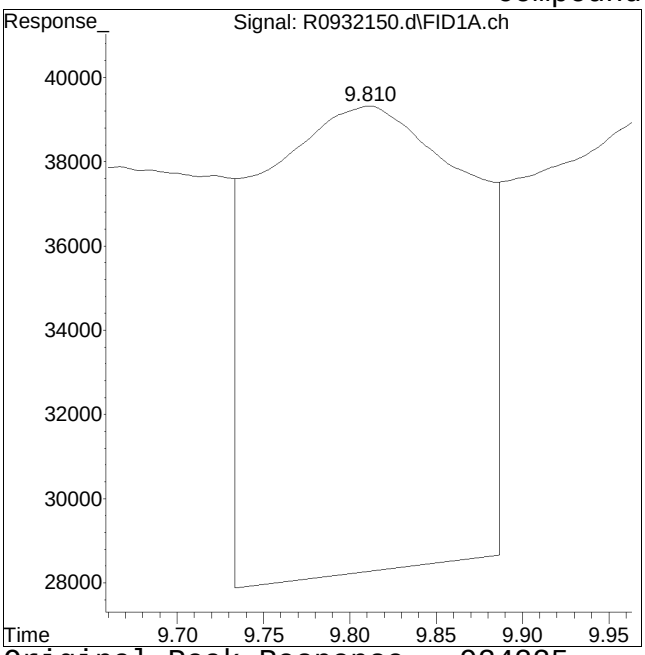

Original Peak Response = 924225

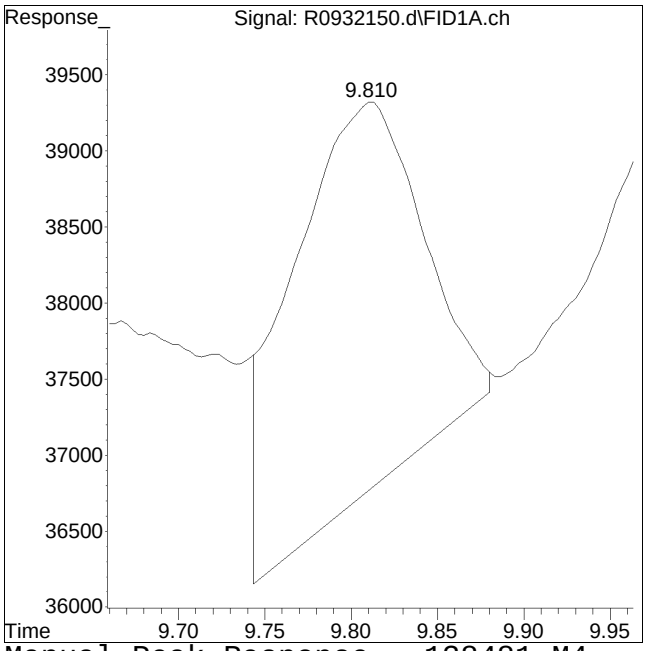

Manual Peak Response = 138481 M4

M4 = Poor automated baseline construction.

Quantitation Report (QT Reviewed)

Data Path : O:\Forensics\Data\airlab9\2020\200511DG_I\
Data File : R0932151.d
Signal(s) : FID1A.ch
Acq On : 11 May 2020 4:06 pm
Operator : AIRLAB9:AR
Sample : IDISSGASSTD02
Misc : WG1369720
ALS Vial : 2 Sample Multiplier: 1

Integration File: events.e
Quant Time: May 12 07:06:02 2020
Quant Method : O:\Forensics\Data\airlab9\2020\200511DG_I\DG9_200511.M
Quant Title : Dissolved Gases
QLast Update : Tue May 12 07:01:27 2020
Response via : Initial Calibration
Integrator: ChemStation

Volume Inj. :
Signal Phase :
Signal Info :

Sub List : Default - All compounds listed

	Compound	R.T.	Response	Conc	Units	
Target Compounds						
1)	methane	1.171	238574	1.715	ug/L	M4
2)	ethene	4.141	343031	2.652	ug/L	M4
3)	acetylene	4.875	58955	2.063	ug/L	M4
4)	ethane	5.057	348987	2.449	ug/L	M4
5)	propene	7.866	380697	3.408	ug/L	
6)	propane	8.013	471549	3.588	ug/L	
7)	butane	9.812	582655	4.738	ug/L	M4

(f)=RT Delta > 1/2 Window (m)=manual int.

Quantitation Report (QT Reviewed)

Data Path : O:\Forensics\Data\airlab9\2020\200511DG_I\
Data File : R0932151.d
Signal(s) : FID1A.ch
Acq On : 11 May 2020 4:06 pm
Operator : AIRLAB9:AR
Sample : IDISSGASSTD02
Misc : WG1369720
ALS Vial : 2 Sample Multiplier: 1

Integration File: events.e
Quant Time: May 12 07:06:02 2020
Quant Method : O:\Forensics\Data\airlab9\2020\200511DG_I\DG9_200511.M
Quant Title : Dissolved Gases
QLast Update : Tue May 12 07:01:27 2020
Response via : Initial Calibration
Integrator: ChemStation

Volume Inj. :
Signal Phase :
Signal Info :

Sub List : Default - All compounds listed

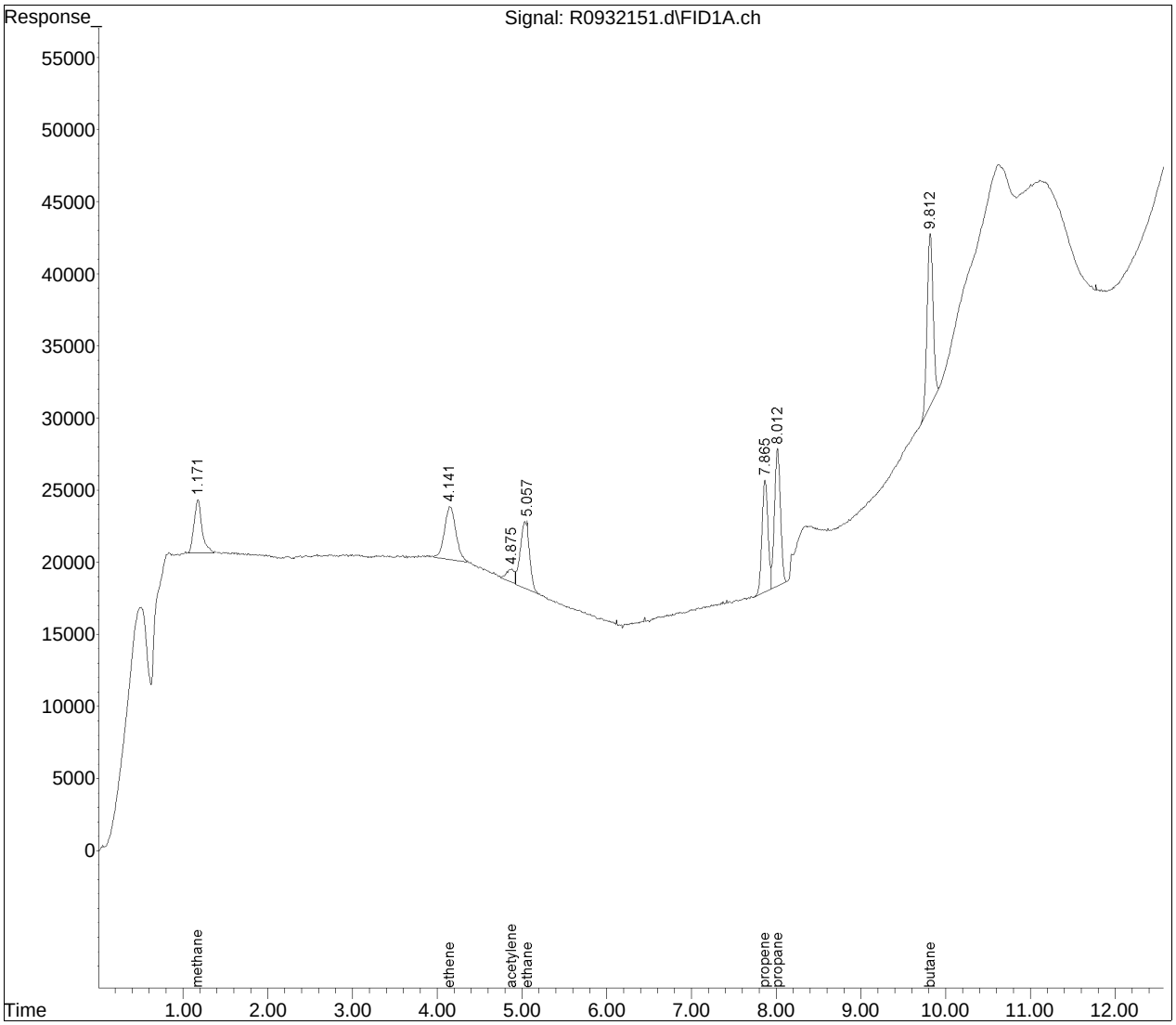

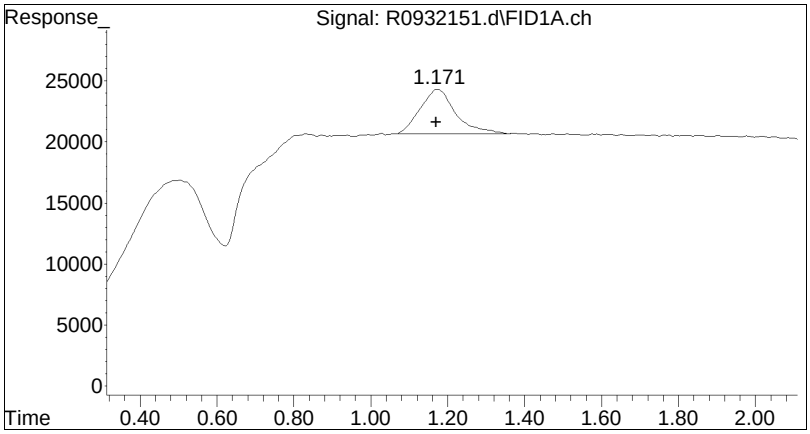

#1 methane

R.T.:	1.171 min
Delta R.T.:	0.001 min
Response:	238574
Conc:	1.72 ug/L M4

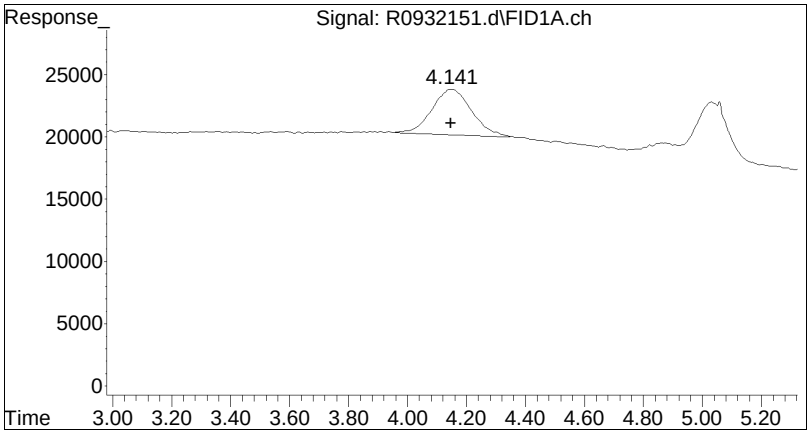

#2 ethene

R.T.:	4.141 min
Delta R.T.:	-0.006 min
Response:	343031
Conc:	2.65 ug/L M4

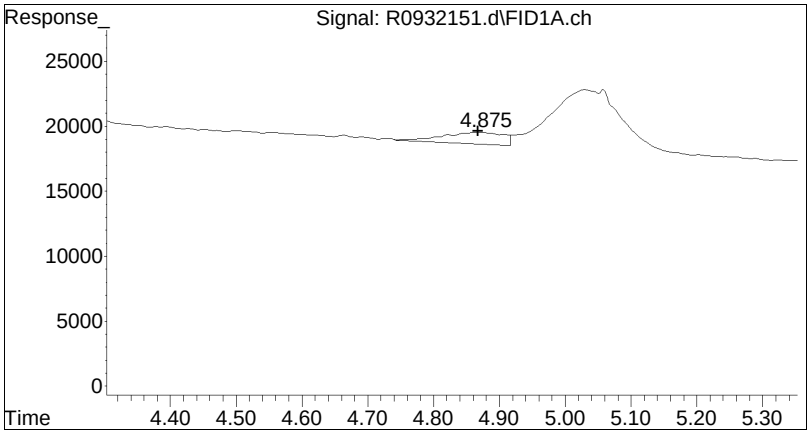

#3 acetylene

R.T.:	4.875 min
Delta R.T.:	0.008 min
Response:	58955
Conc:	2.06 ug/L M4

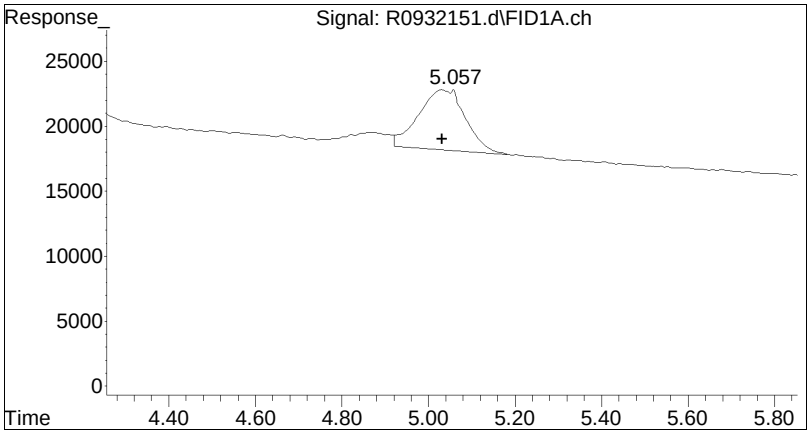

#4 ethane

R.T.:	5.057 min
Delta R.T.:	0.025 min
Response:	348987
Conc:	2.45 ug/L M4

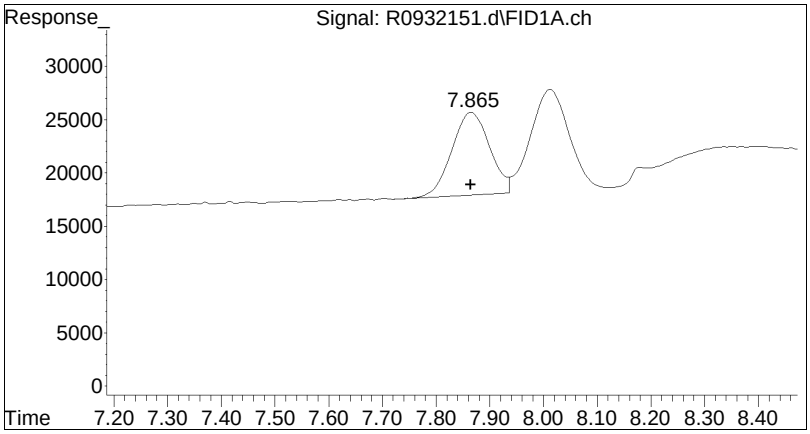

#5 propene

R.T.:	7.866 min
Delta R.T.:	0.002 min
Response:	380697
Conc:	3.41 ug/L

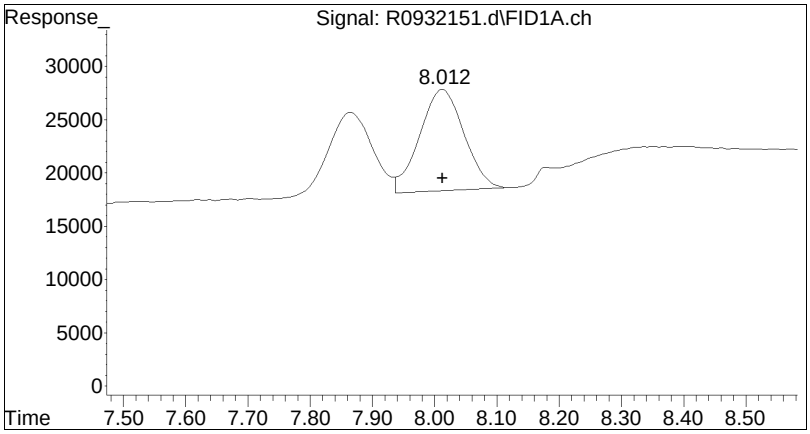

#6 propane

R.T.:	8.013 min
Delta R.T.:	0.000 min
Response:	471549
Conc:	3.59 ug/L

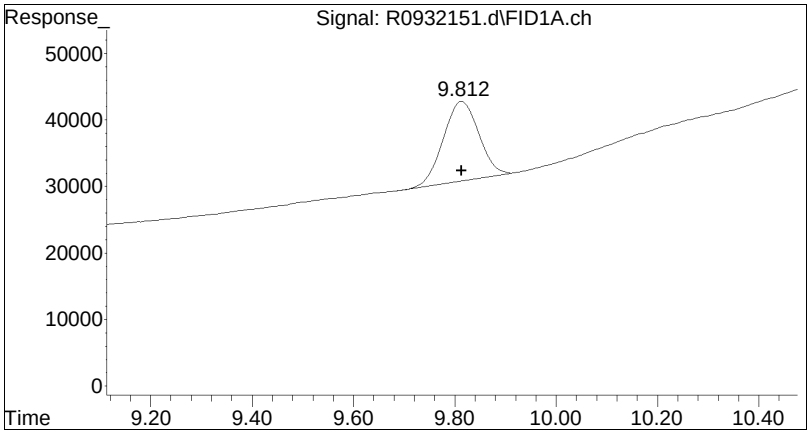

#7 butane

R.T.:	9.812 min
Delta R.T.:	0.000 min
Response:	582655
Conc:	4.74 ug/L M4

Manual Integration Report

Data Path : O:\Forensics\Data\airlab9\QMethod : DG9_200511.M
Data File : R0932151.d Operator : AIRLAB9:AR
Date Inj'd : 5/11/2020 0:4: 6 Instrument : Airlab9
Sample : IDISSGASSTD02 Quant Date : 5/12/2020 7:02 am

Compound #1: methane

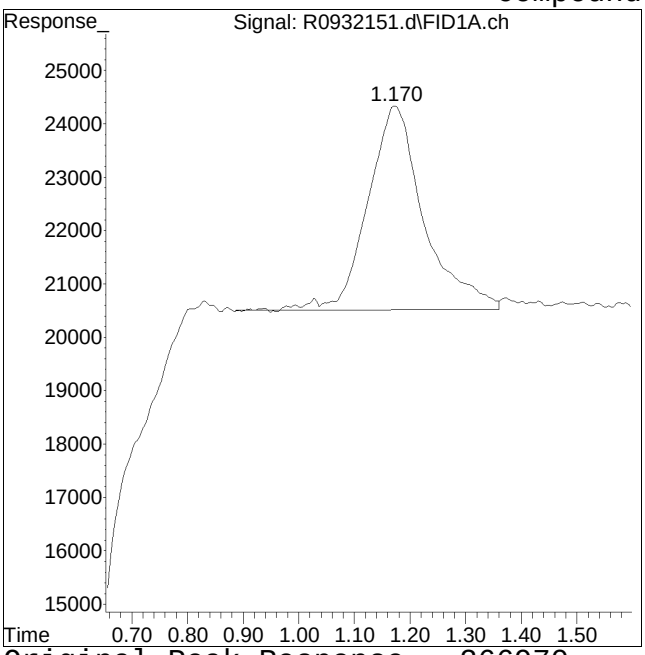

Original Peak Response = 266970

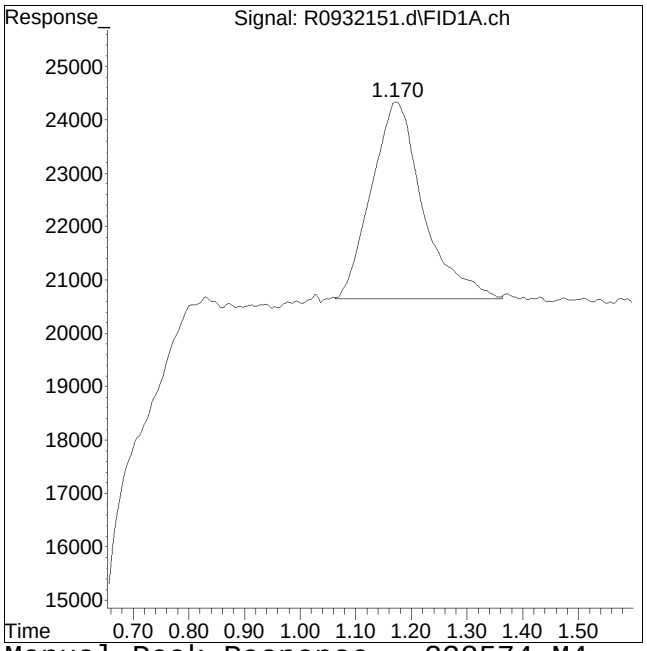

Manual Peak Response = 238574 M4

M4 = Poor automated baseline construction.

Manual Integration Report

Data Path : O:\Forensics\Data\airlab9\QMethod : DG9_200511.M
Data File : R0932151.d Operator : AIRLAB9:AR
Date Inj'd : 5/11/2020 0:4: 6 Instrument : Airlab9
Sample : IDISSGASSTD02 Quant Date : 5/12/2020 7:02 am

Compound #2: ethene

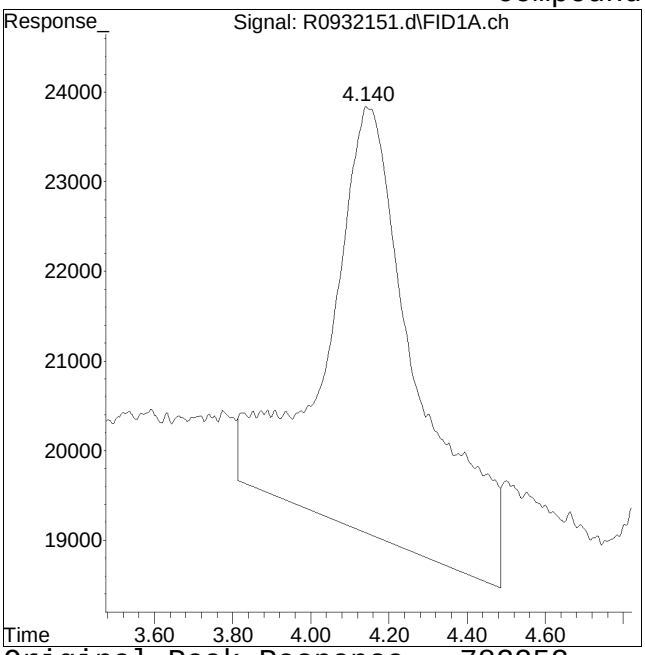

Original Peak Response = 782252

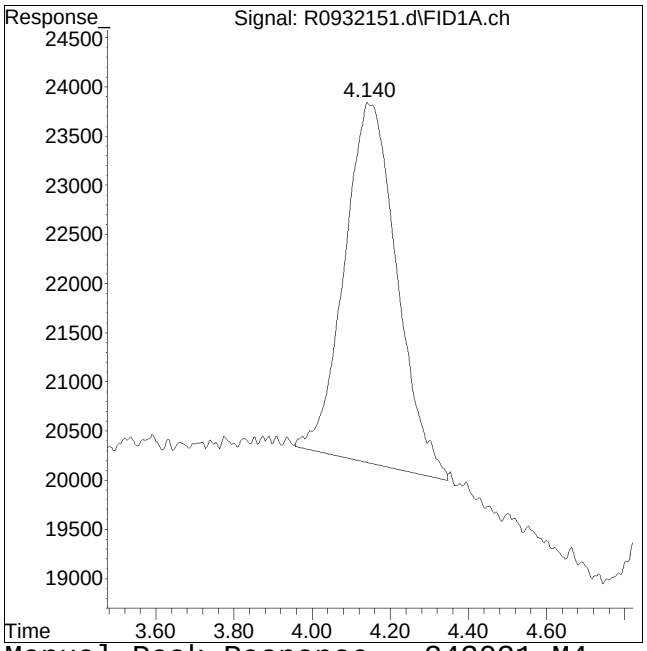

Manual Peak Response = 343031 M4

M4 = Poor automated baseline construction.

Manual Integration Report

Data Path : O:\Forensics\Data\airlab9\QMethod : DG9_200511.M
Data File : R0932151.d Operator : AIRLAB9:AR
Date Inj'd : 5/11/2020 0:4: 6 Instrument : Airlab9
Sample : IDISSGASSTD02 Quant Date : 5/12/2020 7:02 am

Compound #3: acetylene

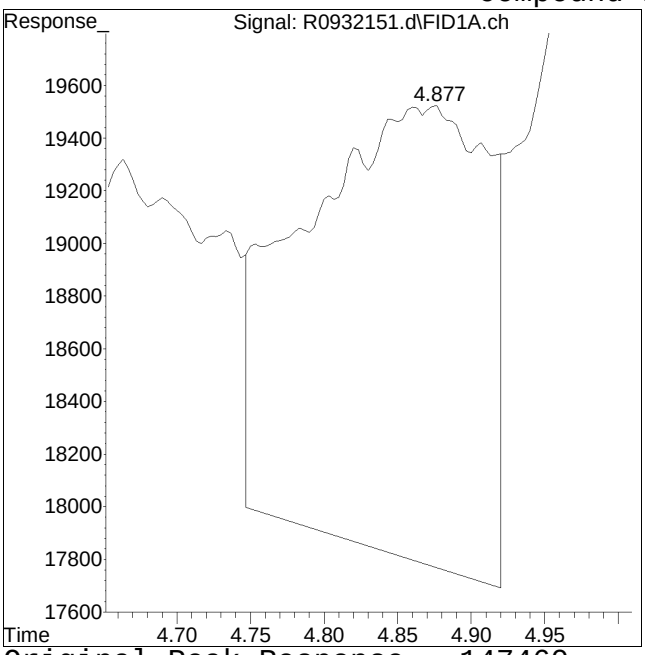

Original Peak Response = 147460

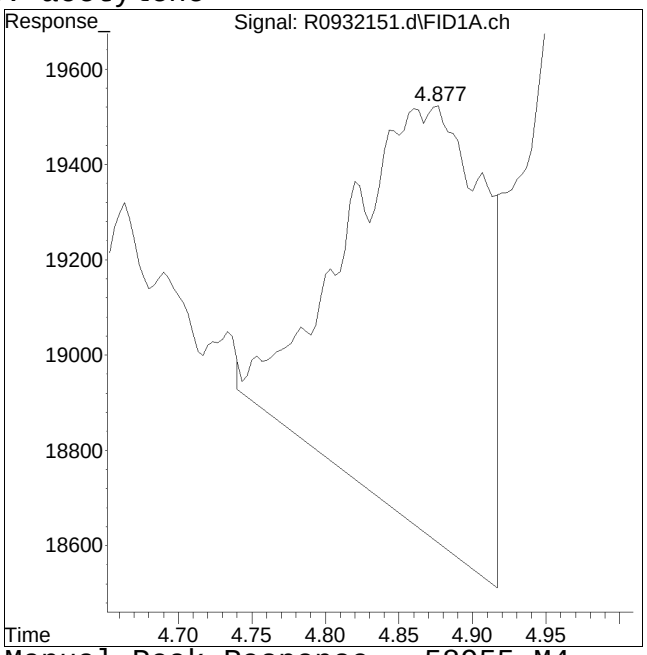

Manual Peak Response = 58955 M4

M4 = Poor automated baseline construction.

Manual Integration Report

Data Path : O:\Forensics\Data\airlab9\QMethod : DG9_200511.M
Data File : R0932151.d Operator : AIRLAB9:AR
Date Inj'd : 5/11/2020 0:4: 6 Instrument : Airlab9
Sample : IDISSGASSTD02 Quant Date : 5/12/2020 7:02 am

Compound #4: ethane

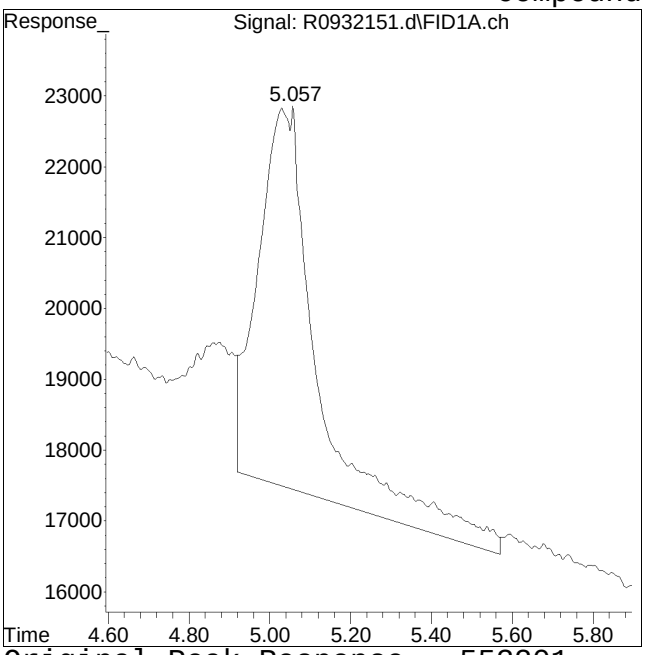

Original Peak Response = 553201

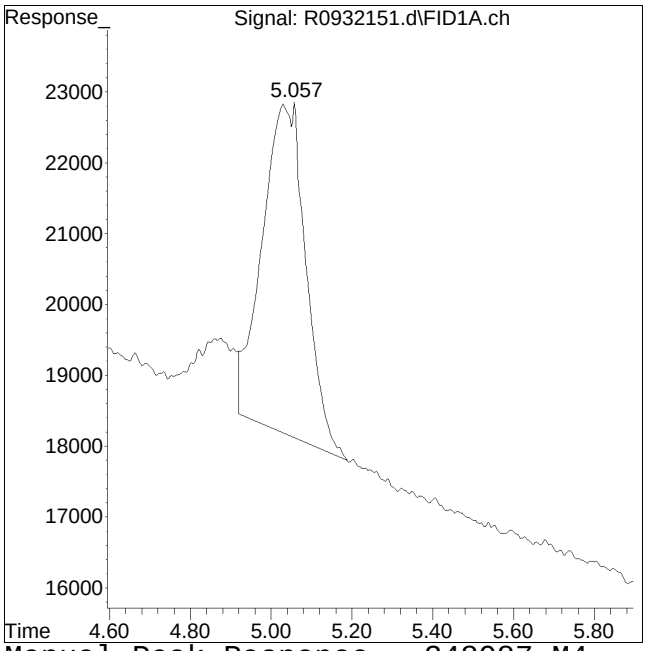

Manual Peak Response = 348987 M4

M4 = Poor automated baseline construction.

Manual Integration Report

Data Path : O:\Forensics\Data\airlab9\QMethod : DG9_200511.M
Data File : R0932151.d Operator : AIRLAB9:AR
Date Inj'd : 5/11/2020 0:4: 6 Instrument : Airlab9
Sample : IDISSGASSTD02 Quant Date : 5/12/2020 7:02 am

Compound #7: butane

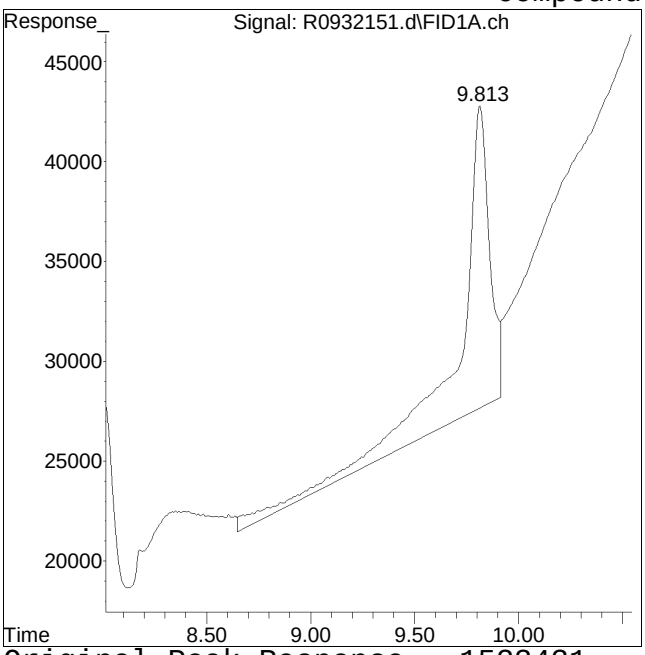

Original Peak Response = 1523431

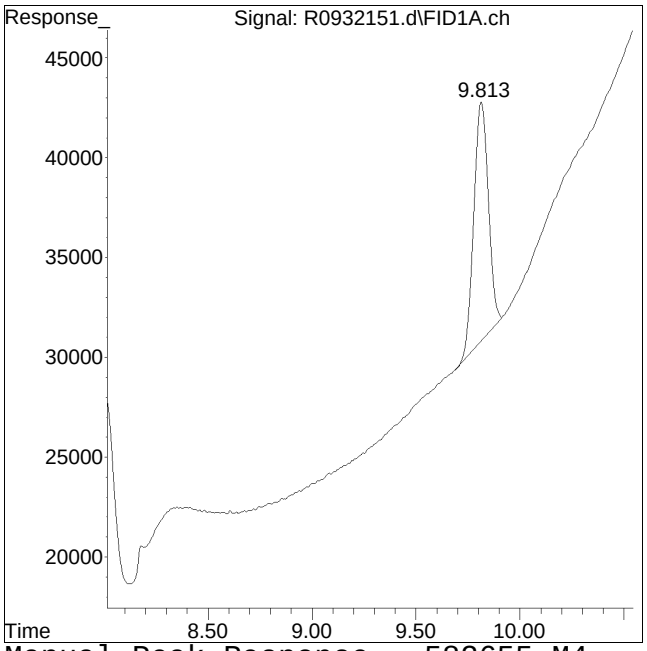

Manual Peak Response = 582655 M4

M4 = Poor automated baseline construction.

Quantitation Report (QT Reviewed)

Data Path : O:\Forensics\Data\airlab9\2020\200511DG_I\
Data File : R0932152.d
Signal(s) : FID1A.ch
Acq On : 11 May 2020 4:25 pm
Operator : AIRLAB9:AR
Sample : IDISSGASSTD03
Misc : WG1369720
ALS Vial : 3 Sample Multiplier: 1

Integration File: events.e
Quant Time: May 12 07:07:27 2020
Quant Method : O:\Forensics\Data\airlab9\2020\200511DG_I\DG9_200511.M
Quant Title : Dissolved Gases
QLast Update : Tue May 12 07:01:27 2020
Response via : Initial Calibration
Integrator: ChemStation

Volume Inj. :
Signal Phase :
Signal Info :

Sub List : Default - All compounds listed

	Compound	R.T.	Response	Conc	Units	
Target Compounds						
1)	methane	1.152	3343625	24.039	ug/L	M4
2)	ethene	4.139	5529095	42.753	ug/L	M4
3)	acetylene	4.862	999328	34.966	ug/L	M4
4)	ethane	5.026	6418752	45.047	ug/L	M4
5)	propene	7.863	7113582	63.678	ug/L	M4
6)	propane	8.012	8828763	67.171	ug/L	
7)	butane	9.811	11220258	91.247	ug/L	M4

(f)=RT Delta > 1/2 Window (m)=manual int.

Quantitation Report (QT Reviewed)

Data Path : O:\Forensics\Data\airlab9\2020\200511DG_I\
Data File : R0932152.d
Signal(s) : FID1A.ch
Acq On : 11 May 2020 4:25 pm
Operator : AIRLAB9:AR
Sample : IDISSGASSTD03
Misc : WG1369720
ALS Vial : 3 Sample Multiplier: 1

Integration File: events.e
Quant Time: May 12 07:07:27 2020
Quant Method : O:\Forensics\Data\airlab9\2020\200511DG_I\DG9_200511.M
Quant Title : Dissolved Gases
QLast Update : Tue May 12 07:01:27 2020
Response via : Initial Calibration
Integrator: ChemStation

Volume Inj. :
Signal Phase :
Signal Info :

Sub List : Default - All compounds listed

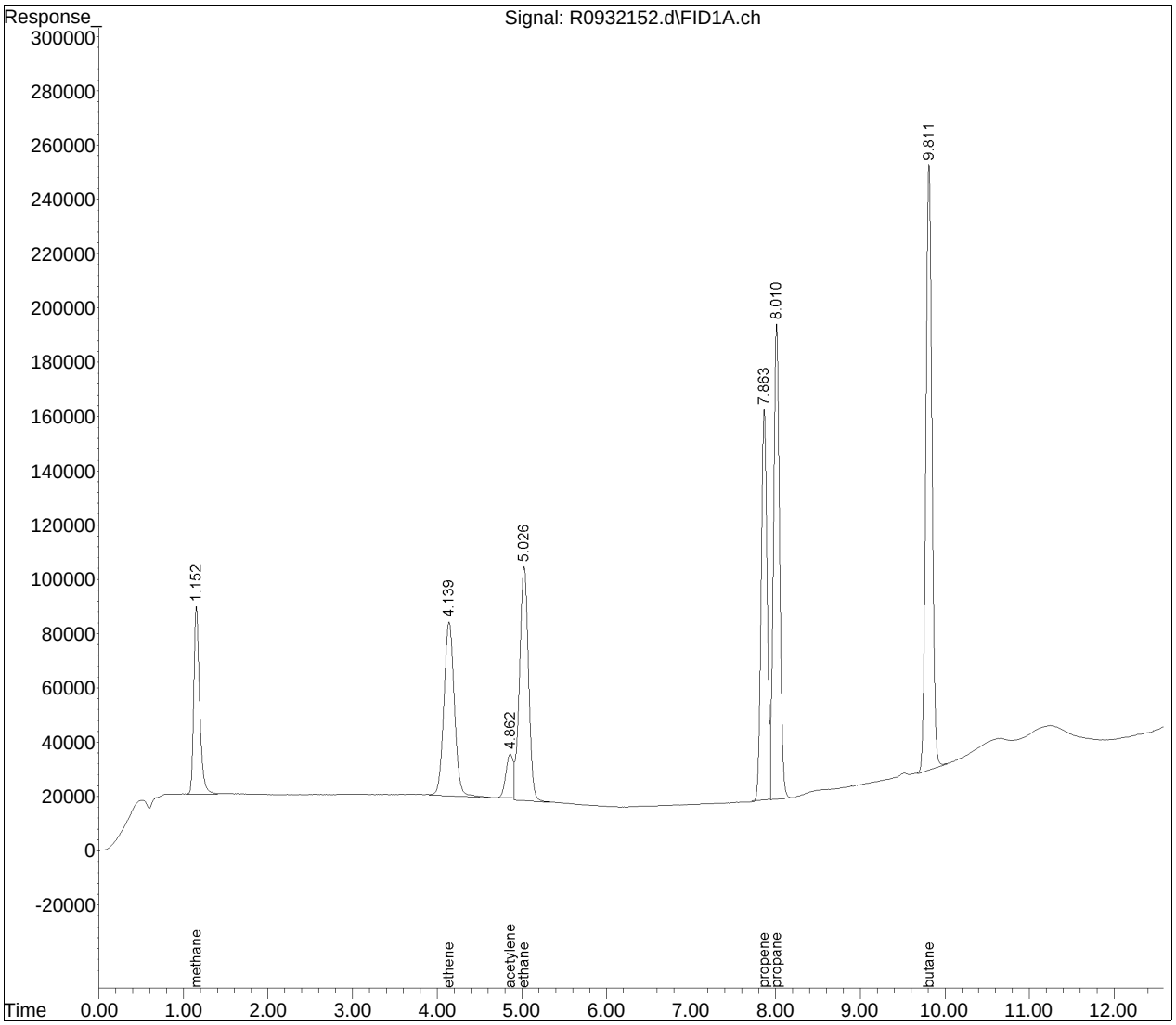

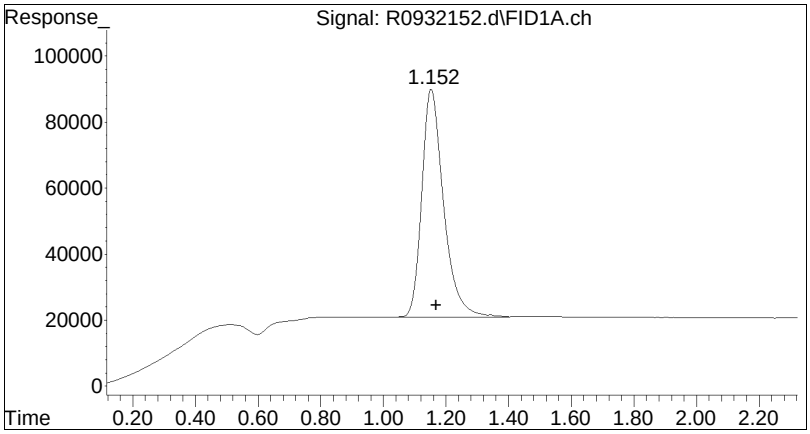

#1 methane

R.T.:	1.152 min
Delta R.T.:	-0.018 min
Response:	3343625
Conc:	24.04 ug/L M4

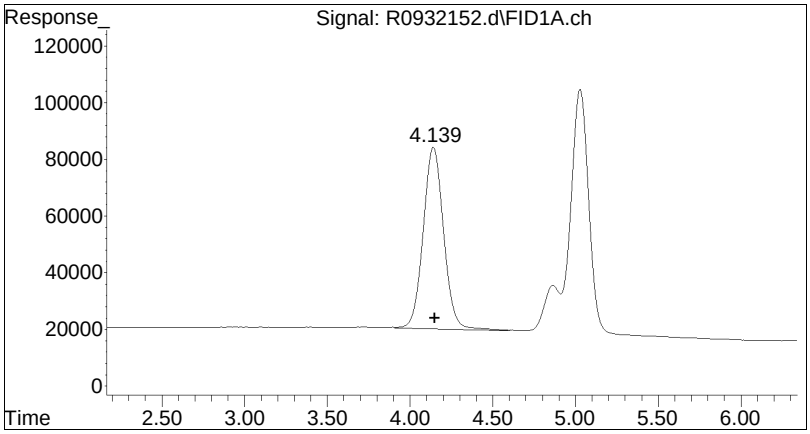

#2 ethene

R.T.:	4.139 min
Delta R.T.:	-0.008 min
Response:	5529095
Conc:	42.75 ug/L M4

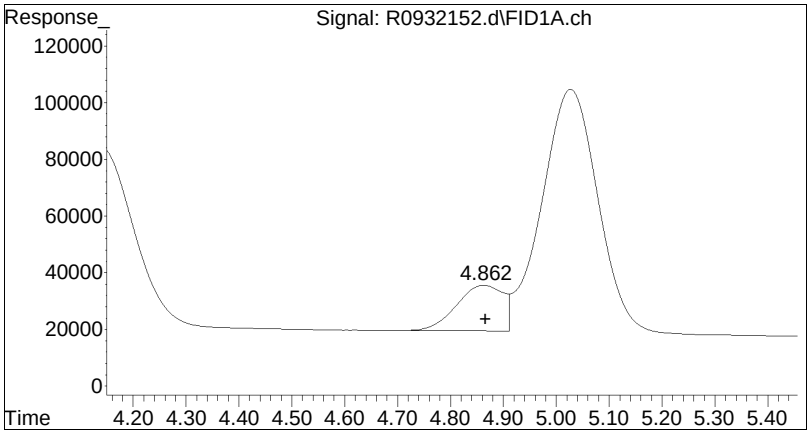

#3 acetylene

R.T.:	4.862 min
Delta R.T.:	-0.005 min
Response:	999328
Conc:	34.97 ug/L M4

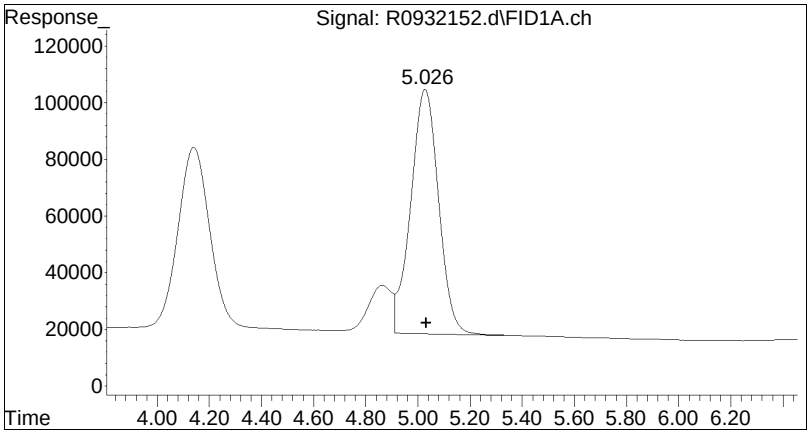

#4 ethane

R.T.:	5.026 min
Delta R.T.:	-0.005 min
Response:	6418752
Conc:	45.05 ug/L M4

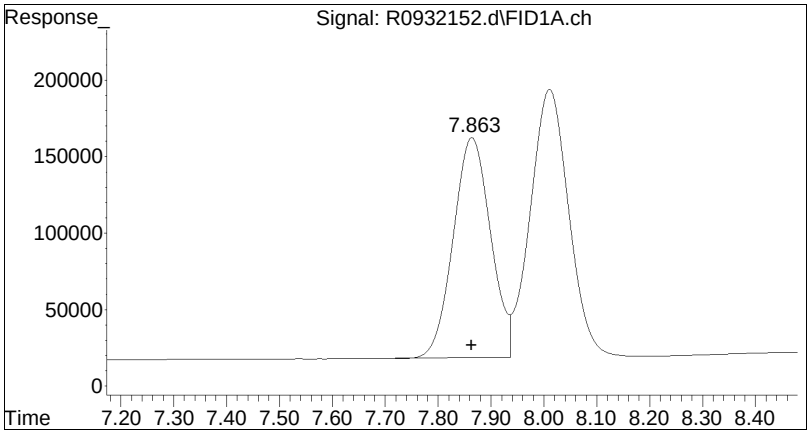

#5 propene

R.T.:	7.863 min
Delta R.T.:	0.000 min
Response:	7113582
Conc:	63.68 ug/L M4

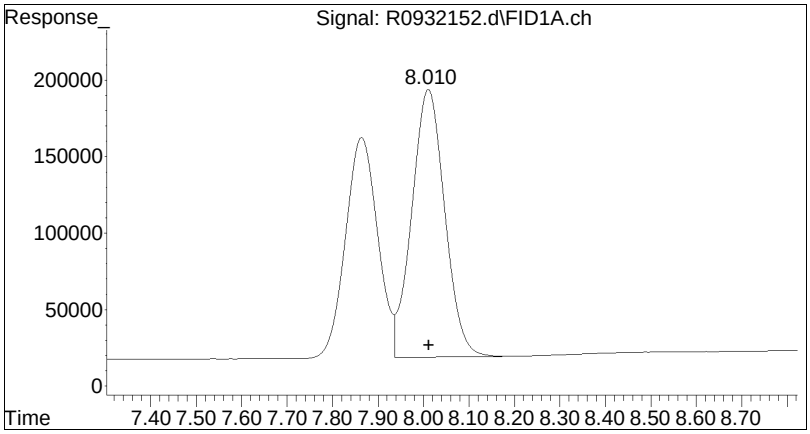

#6 propane

R.T.:	8.012 min
Delta R.T.:	-0.001 min
Response:	8828763
Conc:	67.17 ug/L

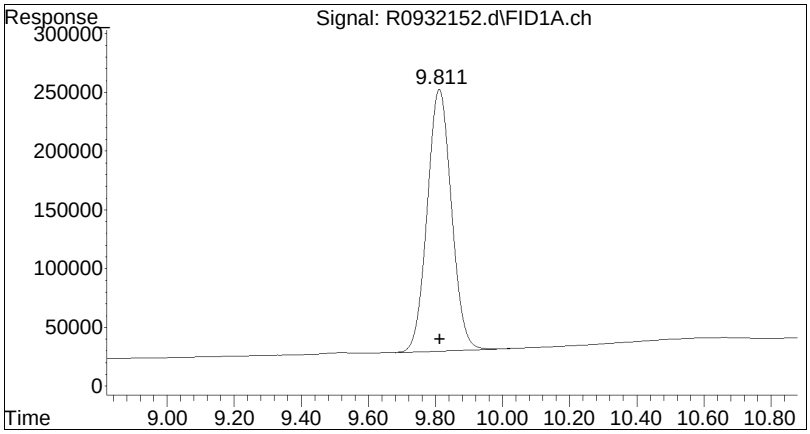

#7 butane

R.T.:	9.811 min
Delta R.T.:	-0.002 min
Response:	11220258
Conc:	91.25 ug/L M4

Manual Integration Report

Data Path : O:\Forensics\Data\airlab9\QMethod : DG9_200511.M
Data File : R0932152.d Operator : AIRLAB9:AR
Date Inj'd : 5/11/2020 0:4: 5 Instrument : Airlab9
Sample : IDISSGASSTD03 Quant Date : 5/12/2020 7:02 am

Compound #1: methane

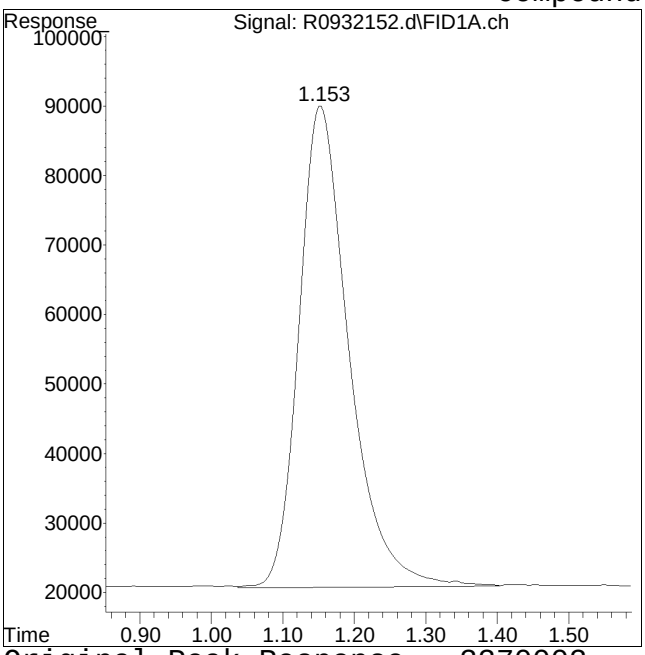

Original Peak Response = 3370003

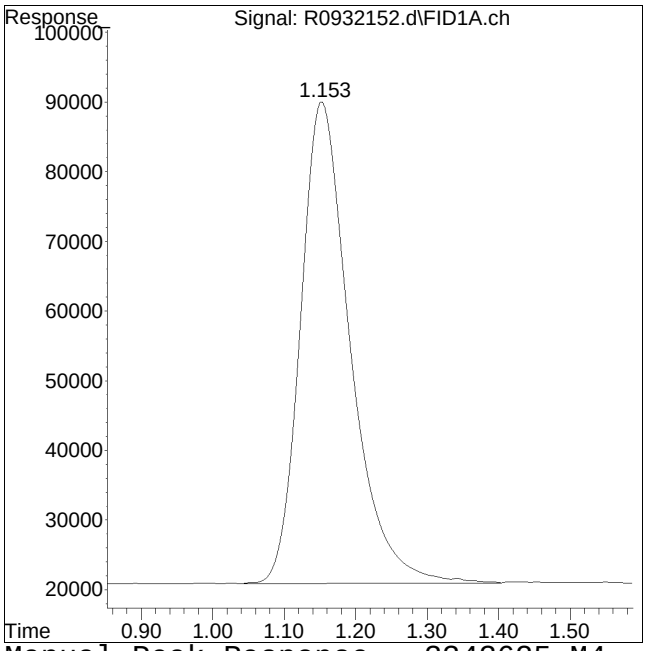

Manual Peak Response = 3343625 M4

M4 = Poor automated baseline construction.

Manual Integration Report

Data Path : O:\Forensics\Data\airlab9\QMethod : DG9_200511.M
Data File : R0932152.d Operator : AIRLAB9:AR
Date Inj'd : 5/11/2020 0:4: 5 Instrument : Airlab9
Sample : IDISSGASSTD03 Quant Date : 5/12/2020 7:02 am

Compound #2: ethene

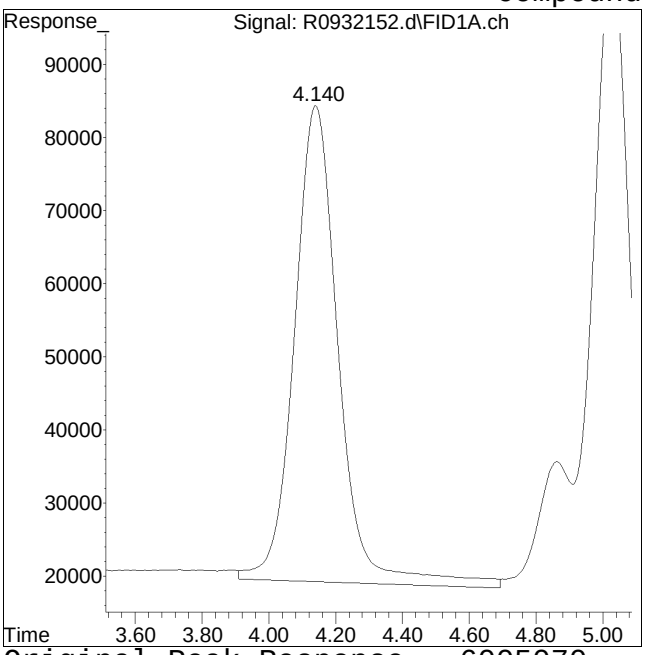

Original Peak Response = 6005070

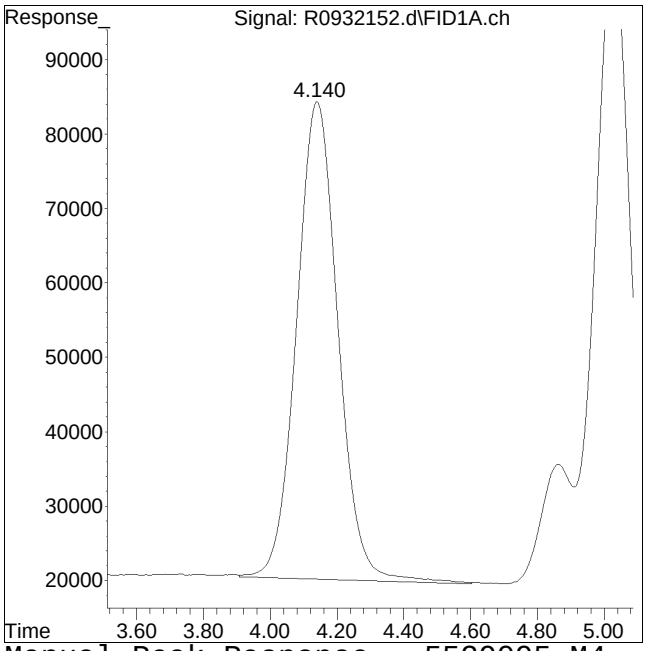

Manual Peak Response = 5529095 M4

M4 = Poor automated baseline construction.

Manual Integration Report

Data Path : O:\Forensics\Data\airlab9\QMethod : DG9_200511.M
Data File : R0932152.d Operator : AIRLAB9:AR
Date Inj'd : 5/11/2020 0:4: 5 Instrument : Airlab9
Sample : IDISSGASSTD03 Quant Date : 5/12/2020 7:02 am

Compound #3: acetylene

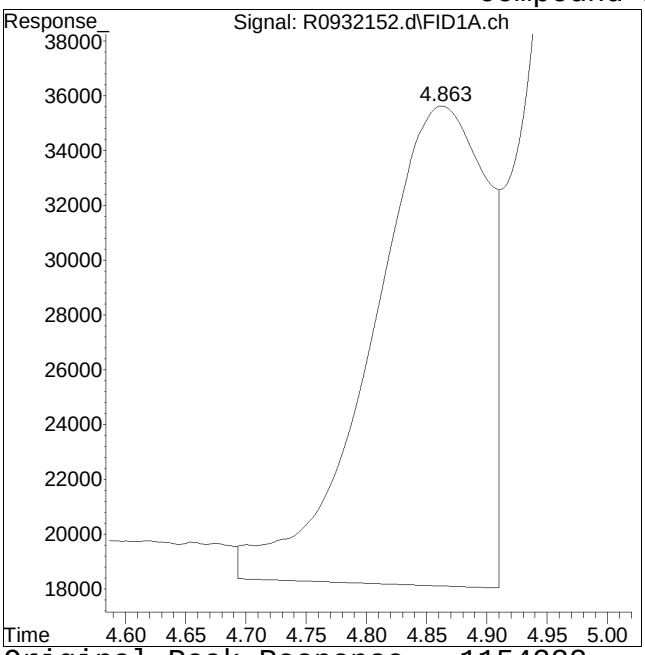

Original Peak Response = 1154222

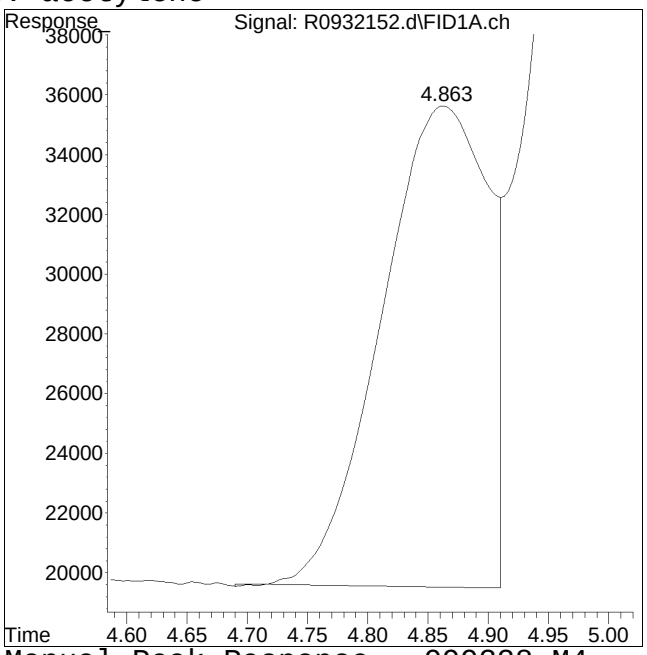

Manual Peak Response = 999328 M4

M4 = Poor automated baseline construction.

Manual Integration Report

Data Path : O:\Forensics\Data\airlab9\QMethod : DG9_200511.M
Data File : R0932152.d Operator : AIRLAB9:AR
Date Inj'd : 5/11/2020 0:4: 5 Instrument : Airlab9
Sample : IDISSGASSTD03 Quant Date : 5/12/2020 7:02 am

Compound #4: ethane

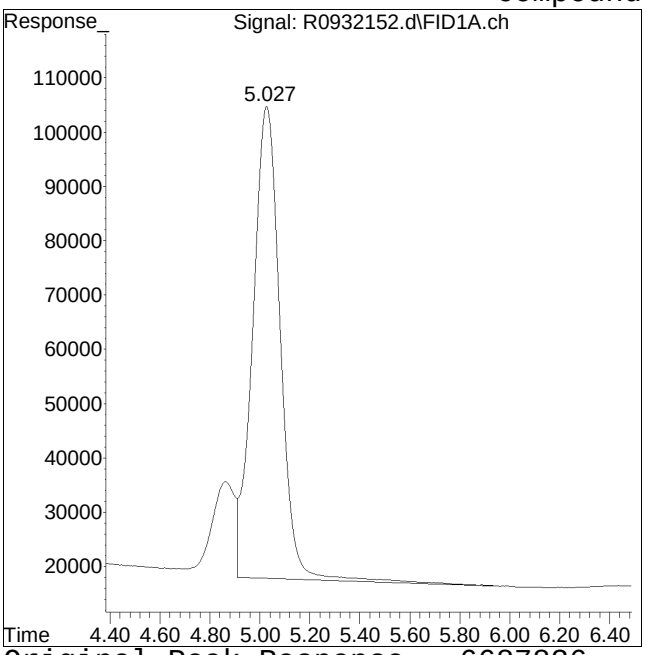

Original Peak Response = 6687836

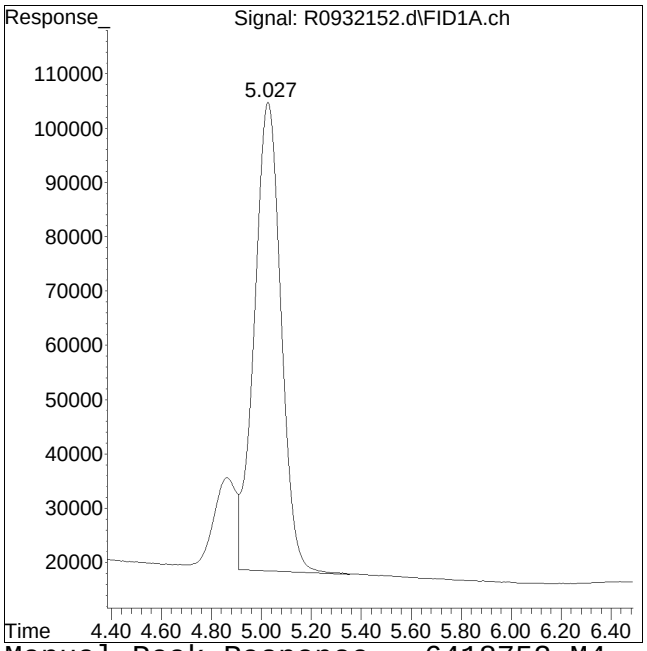

Manual Peak Response = 6418752 M4

M4 = Poor automated baseline construction.

Manual Integration Report

Data Path : O:\Forensics\Data\airlab9\QMethod : DG9_200511.M
Data File : R0932152.d Operator : AIRLAB9:AR
Date Inj'd : 5/11/2020 0:4: 5 Instrument : Airlab9
Sample : IDISSGASSTD03 Quant Date : 5/12/2020 7:02 am

Compound #5: propene

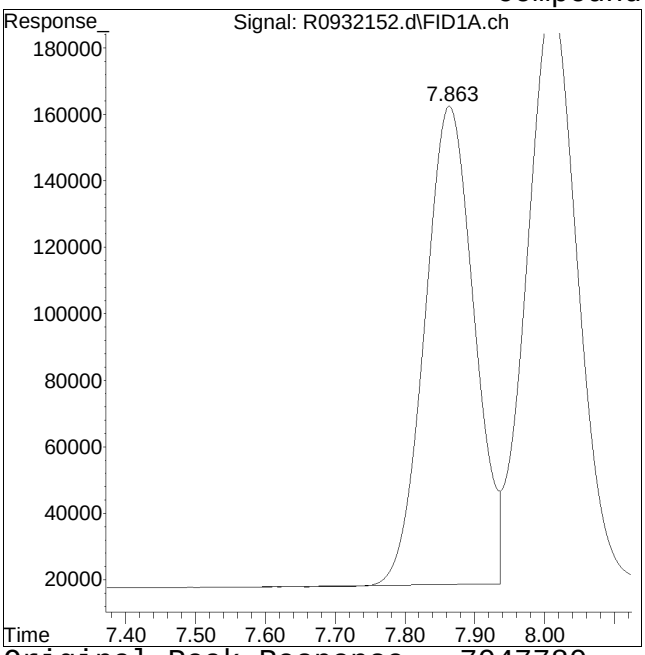

Original Peak Response = 7047780

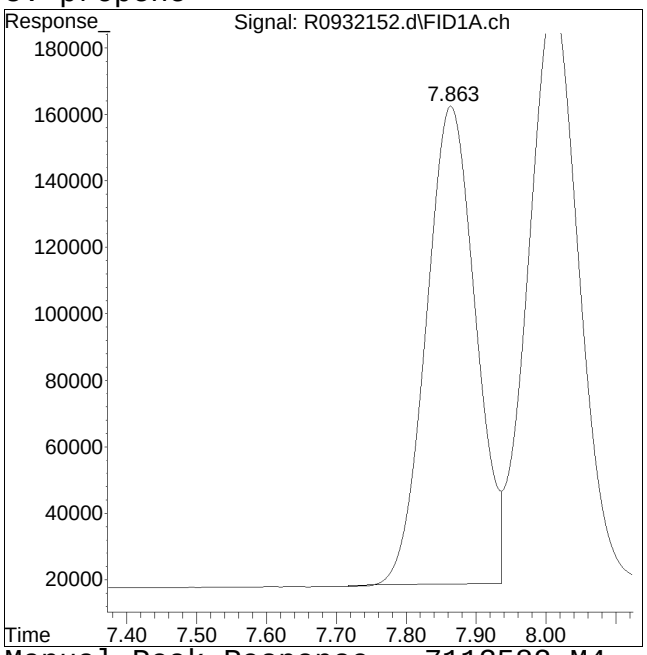

Manual Peak Response = 7113582 M4

M4 = Poor automated baseline construction.

Manual Integration Report

Data Path : O:\Forensics\Data\airlab9\QMethod : DG9_200511.M
Data File : R0932152.d Operator : AIRLAB9:AR
Date Inj'd : 5/11/2020 0:4: 5 Instrument : Airlab9
Sample : IDISSGASSTD03 Quant Date : 5/12/2020 7:02 am

Compound #7: butane

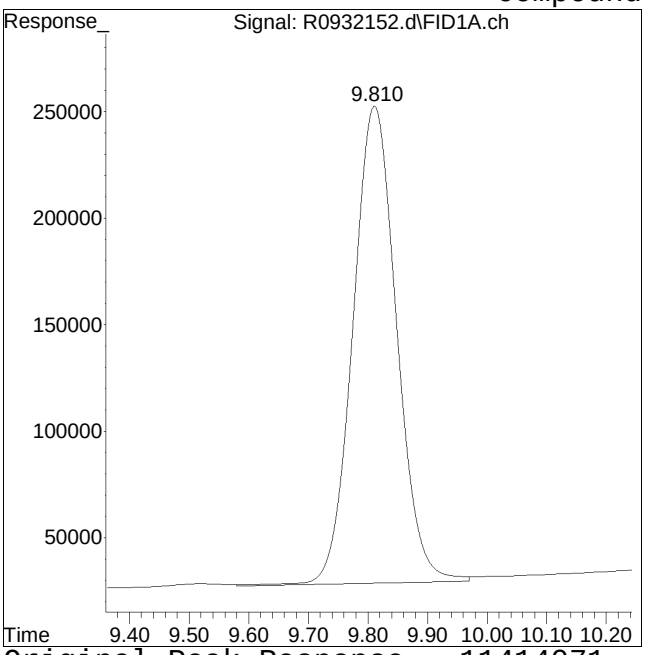

Original Peak Response = 11414071

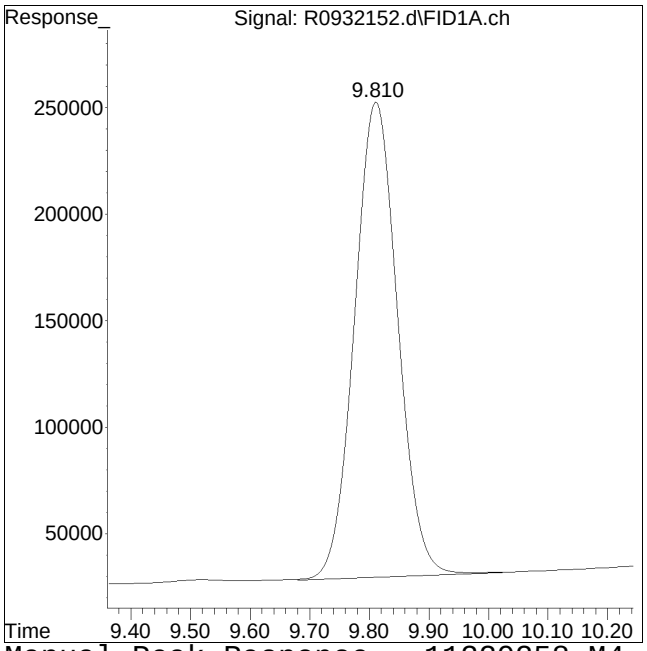

Manual Peak Response = 11220258 M4

M4 = Poor automated baseline construction.

Quantitation Report (QT Reviewed)

Data Path : O:\Forensics\Data\airlab9\2020\200511DG_I\
Data File : R0932153.d
Signal(s) : FID1A.ch
Acq On : 11 May 2020 4:45 pm
Operator : AIRLAB9:AR
Sample : IDISSGASSTD04
Misc : WG1369720
ALS Vial : 3 Sample Multiplier: 1

Integration File: events.e
Quant Time: May 12 07:02:10 2020
Quant Method : O:\Forensics\Data\airlab9\2020\200511DG_I\DG9_200511.M
Quant Title : Dissolved Gases
QLast Update : Tue May 12 07:01:27 2020
Response via : Initial Calibration
Integrator: ChemStation

Volume Inj. :
Signal Phase :
Signal Info :

Sub List : Default - All compounds listed

	Compound	R.T.	Response	Conc	Units
Target Compounds					
1)	methane	1.172	7757599	55.774	ug/L
2)	ethene	4.148	12540561	96.969	ug/L
3)	acetylene	4.868	2547342	89.130	ug/L
4)	ethane	5.033	14679106	103.018	ug/L
5)	propene	7.866	15720300	140.723	ug/L
6)	propane	8.013	19715625	150.000	ug/L
7)	butane	9.813	24347224	198.000	ug/L

(f)=RT Delta > 1/2 Window (m)=manual int.

Quantitation Report (QT Reviewed)

Data Path : O:\Forensics\Data\airlab9\2020\200511DG_I\
Data File : R0932153.d
Signal(s) : FID1A.ch
Acq On : 11 May 2020 4:45 pm
Operator : AIRLAB9:AR
Sample : IDISSGASSTD04
Misc : WG1369720
ALS Vial : 3 Sample Multiplier: 1

Integration File: events.e
Quant Time: May 12 07:02:10 2020
Quant Method : O:\Forensics\Data\airlab9\2020\200511DG_I\DG9_200511.M
Quant Title : Dissolved Gases
QLast Update : Tue May 12 07:01:27 2020
Response via : Initial Calibration
Integrator: ChemStation

Volume Inj. :
Signal Phase :
Signal Info :

Sub List : Default - All compounds listed

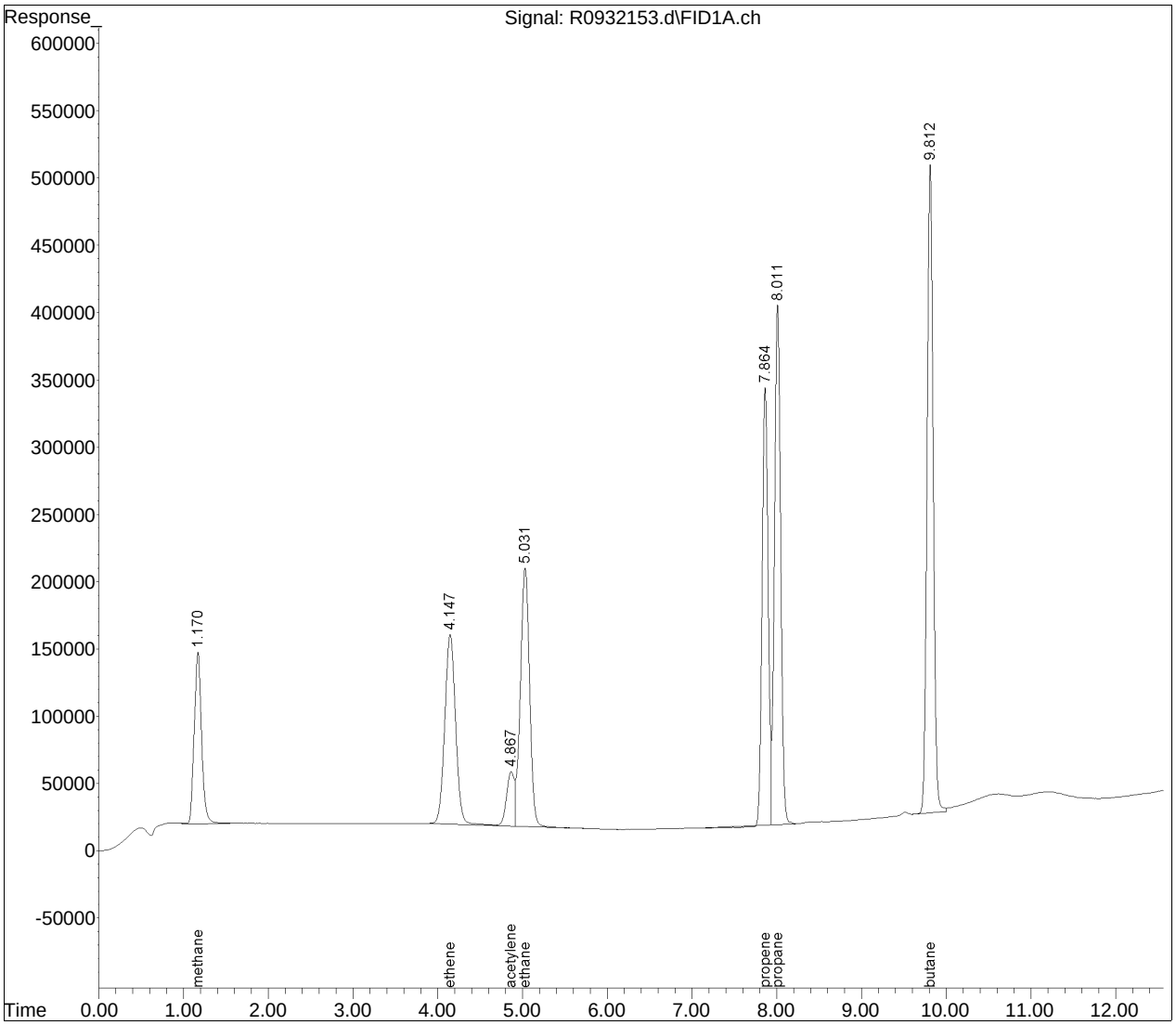

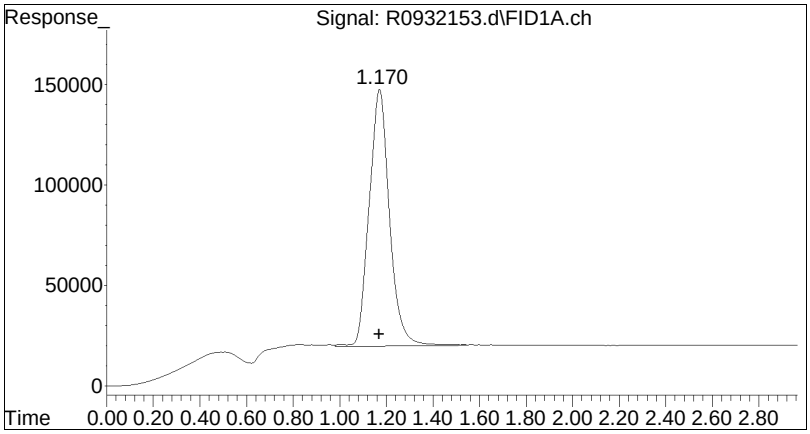

#1 methane

R.T.:	1.172 min
Delta R.T.:	0.002 min
Response:	7757599
Conc:	55.77 ug/L

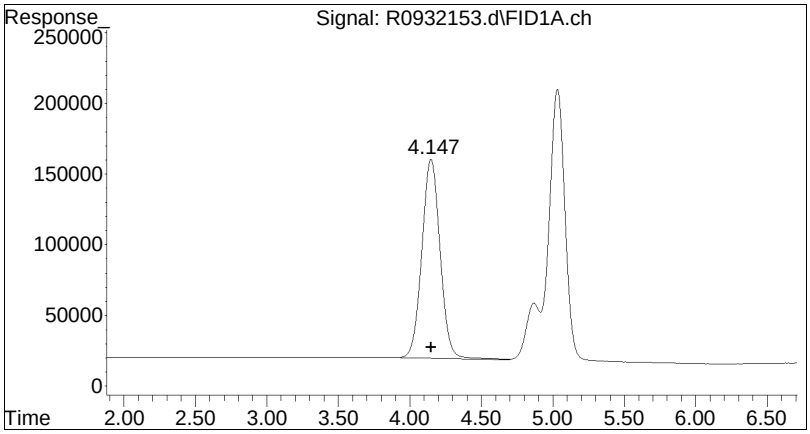

#2 ethene

R.T.:	4.148 min
Delta R.T.:	0.001 min
Response:	12540561
Conc:	96.97 ug/L

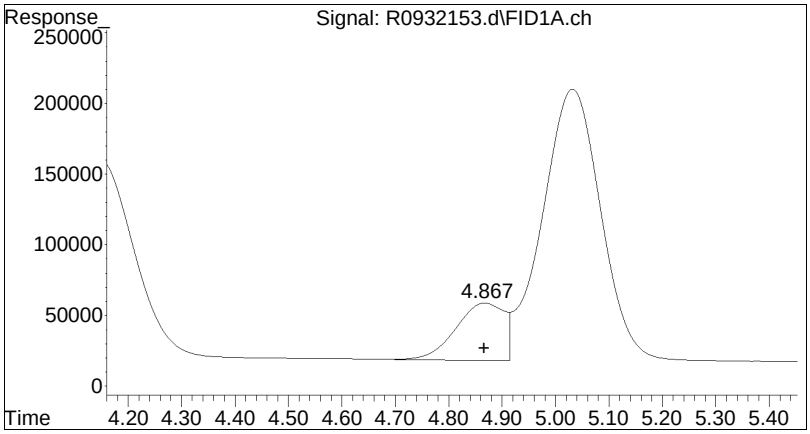

#3 acetylene

R.T.:	4.868 min
Delta R.T.:	0.001 min
Response:	2547342
Conc:	89.13 ug/L

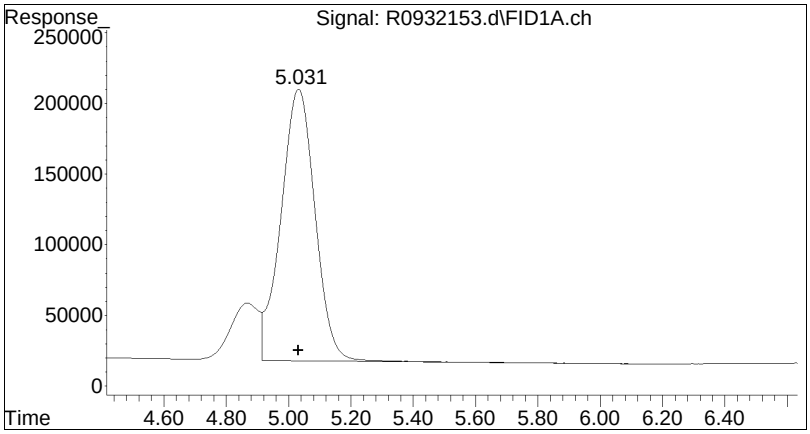

#4 ethane

R.T.: 5.033 min
Delta R.T.: 0.001 min
Response: 14679106
Conc: 103.02 ug/L

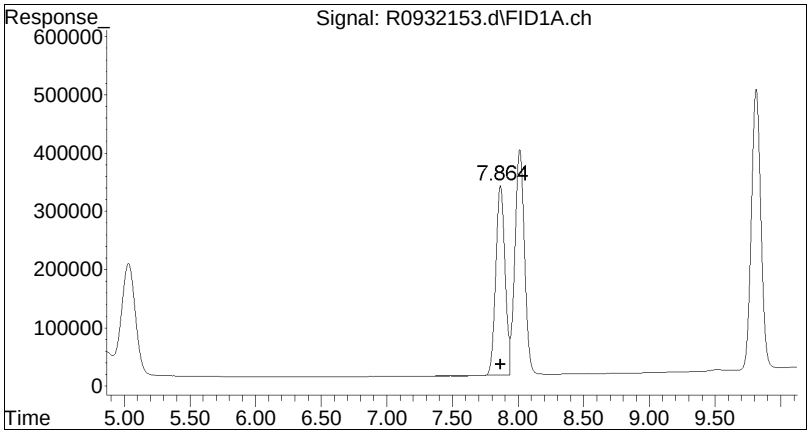

#5 propene

R.T.: 7.866 min
Delta R.T.: 0.002 min
Response: 15720300
Conc: 140.72 ug/L

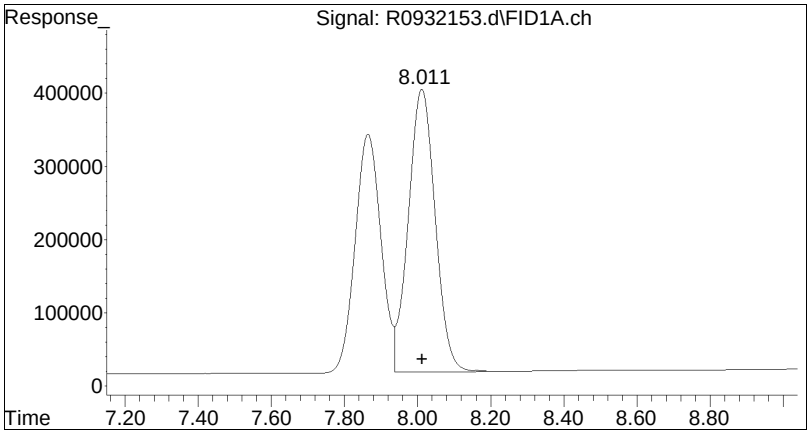

#6 propane

R.T.: 8.013 min
Delta R.T.: 0.000 min
Response: 19715625
Conc: 150.00 ug/L

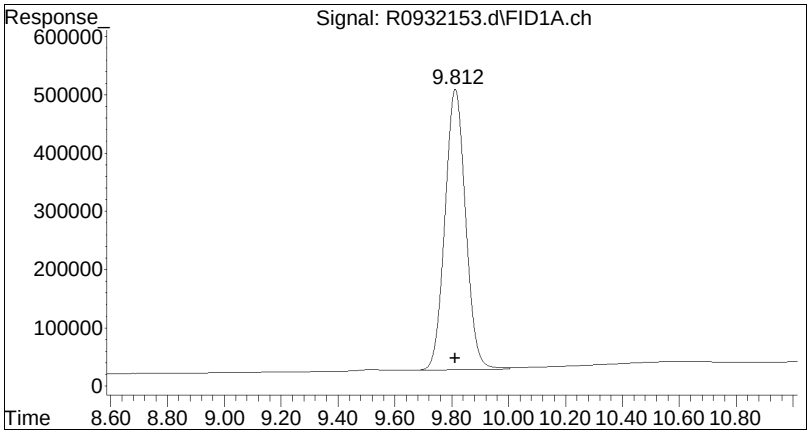

#7 butane

R.T.: 9.813 min
Delta R.T.: 0.000 min
Response: 24347224
Conc: 198.00 ug/L

Manual Integration Report

Data Path	: O:\Forensics\Data\airlab9\	QMethod	: DG9_200511.M
Data File	: R0932153.d	Operator	: AIRLAB9:AR
Date Inj'd	: 5/11/2020 0:4: 5	Instrument	: Airlab9
Sample	: IDISSGASSTD04	Quant Date	: 5/12/2020 7:02 am

There are no manual integrations or false positives in this file.

Quantitation Report (QT Reviewed)

Data Path : O:\Forensics\Data\airlab9\2020\200511DG_I\
Data File : R0932154.d
Signal(s) : FID1A.ch
Acq On : 11 May 2020 5:05 pm
Operator : AIRLAB9:AR
Sample : IDISSGASSTD05
Misc : WG1369720
ALS Vial : 4 Sample Multiplier: 1

Integration File: events.e
Quant Time: May 12 07:08:13 2020
Quant Method : O:\Forensics\Data\airlab9\2020\200511DG_I\DG9_200511.M
Quant Title : Dissolved Gases
QLast Update : Tue May 12 07:01:27 2020
Response via : Initial Calibration
Integrator: ChemStation

Volume Inj. :
Signal Phase :
Signal Info :

Sub List : Default - All compounds listed

	Compound	R.T.	Response	Conc	Units	
Target Compounds						
1)	methane	1.140	55902656	401.920	ug/L	
2)	ethene	4.130	94118346	727.761	ug/L	
3)	acetylene	4.856	18978388	664.044	ug/L	
4)	ethane	5.018	112273154	787.935	ug/L	M4
5)	propene	7.860	128495538	1150.248	ug/L	
6)	propane	8.006	161032025	1225.160	ug/L	
7)	butane	9.809	213519381	1736.413	ug/L	

(f)=RT Delta > 1/2 Window (m)=manual int.

Quantitation Report (QT Reviewed)

Data Path : O:\Forensics\Data\airlab9\2020\200511DG_I\
Data File : R0932154.d
Signal(s) : FID1A.ch
Acq On : 11 May 2020 5:05 pm
Operator : AIRLAB9:AR
Sample : IDISSGASSTD05
Misc : WG1369720
ALS Vial : 4 Sample Multiplier: 1

Integration File: events.e
Quant Time: May 12 07:08:13 2020
Quant Method : O:\Forensics\Data\airlab9\2020\200511DG_I\DG9_200511.M
Quant Title : Dissolved Gases
QLast Update : Tue May 12 07:01:27 2020
Response via : Initial Calibration
Integrator: ChemStation

Volume Inj. :
Signal Phase :
Signal Info :

Sub List : Default - All compounds listed

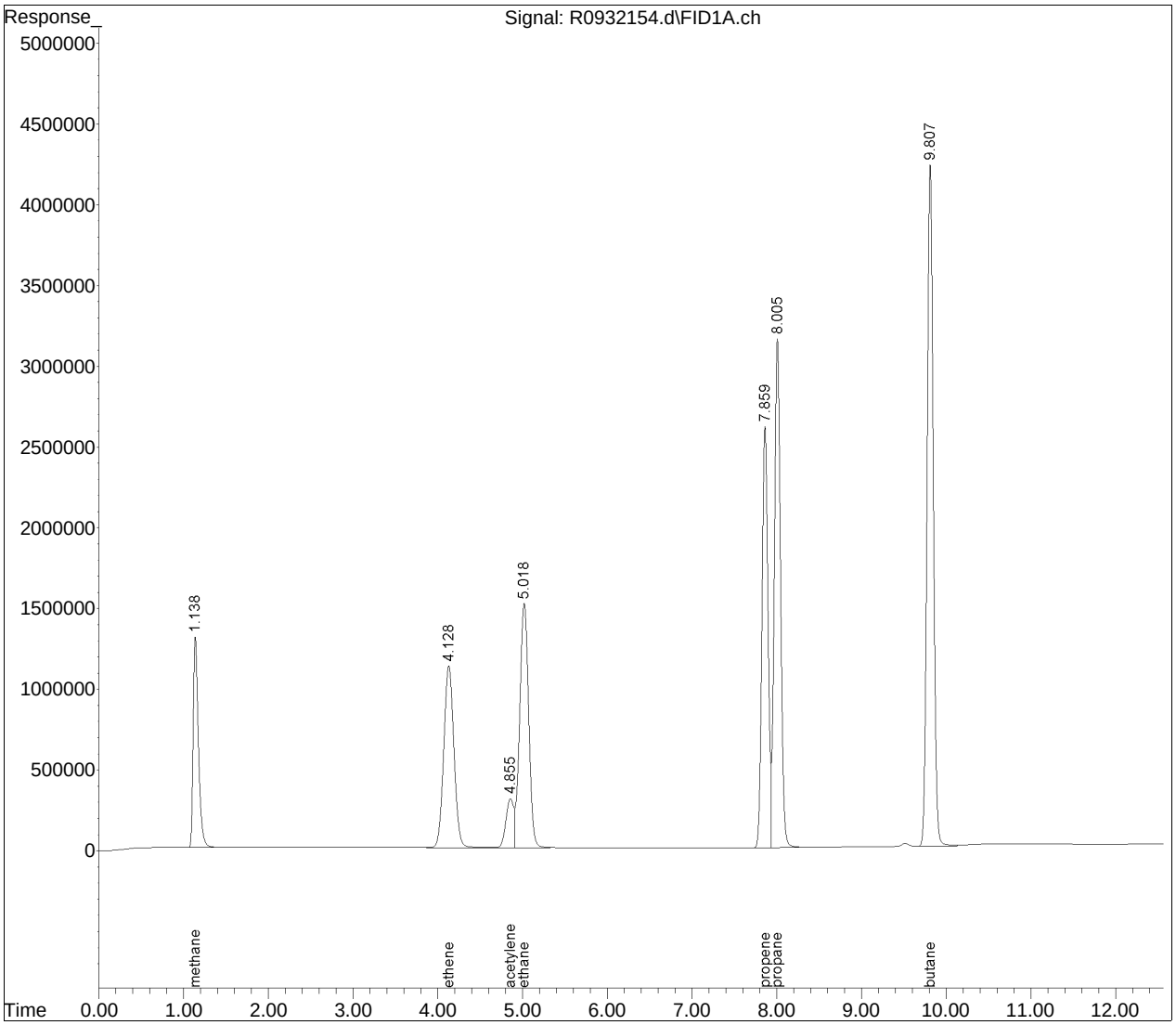

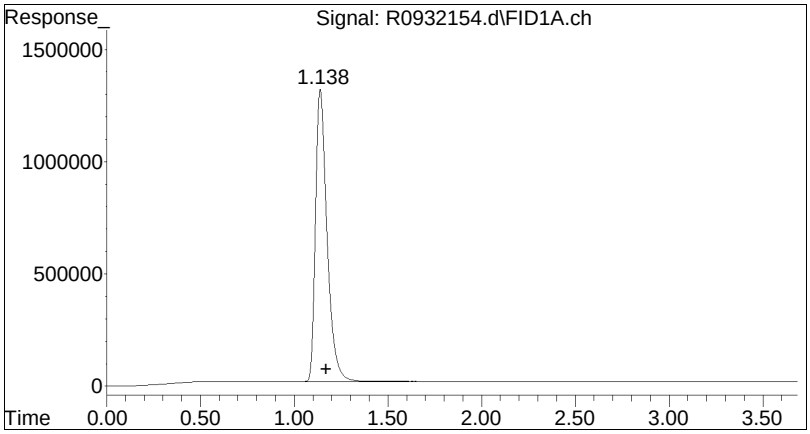

#1 methane

R.T.: 1.140 min
Delta R.T.: -0.030 min
Response: 55902656
Conc: 401.92 ug/L

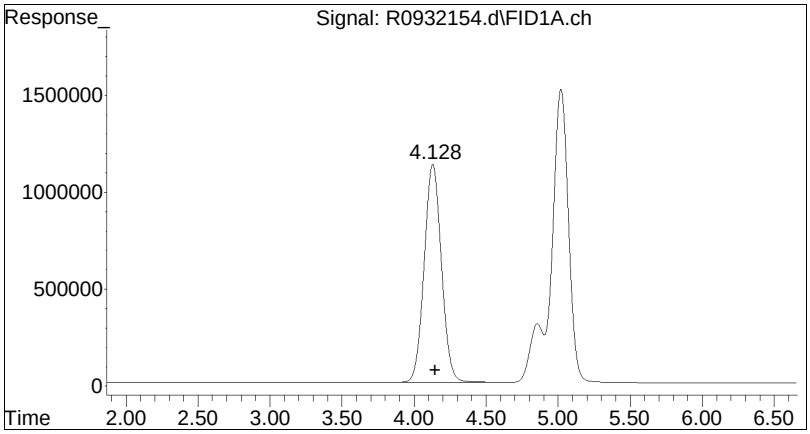

#2 ethene

R.T.: 4.130 min
Delta R.T.: -0.017 min
Response: 94118346
Conc: 727.76 ug/L

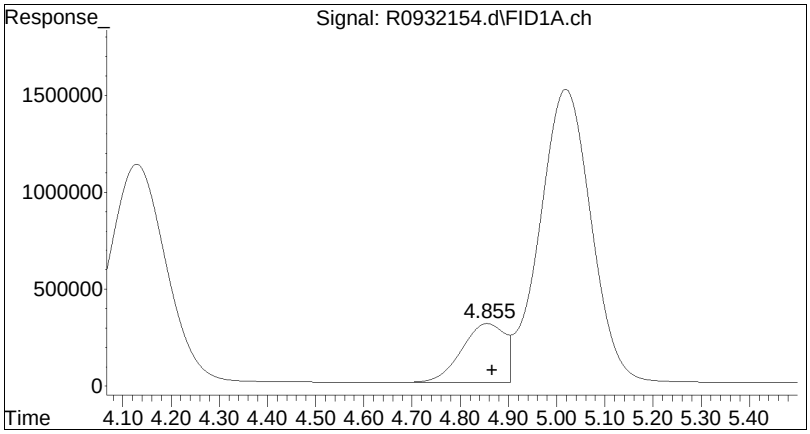

#3 acetylene

R.T.: 4.856 min
Delta R.T.: -0.011 min
Response: 18978388
Conc: 664.04 ug/L

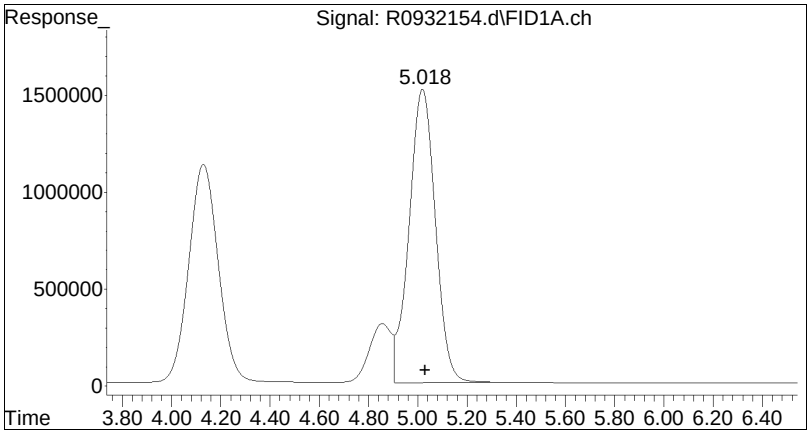

#4 ethane

R.T.: 5.018 min
Delta R.T.: -0.013 min
Response: 112273154
Conc: 787.94 ug/L M4

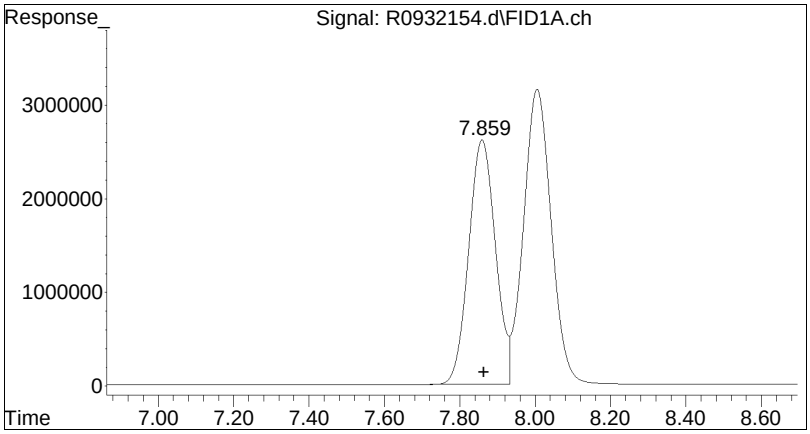

#5 propene

R.T.: 7.860 min
Delta R.T.: -0.004 min
Response: 128495538
Conc: 1150.25 ug/L

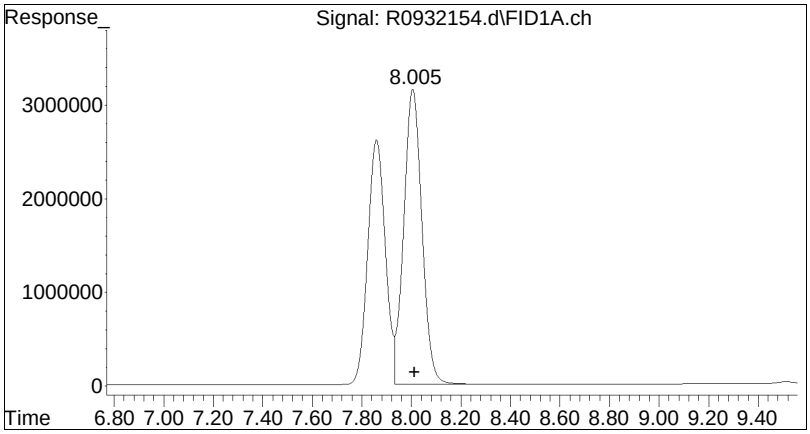

#6 propane

R.T.: 8.006 min
Delta R.T.: -0.006 min
Response: 161032025
Conc: 1225.16 ug/L

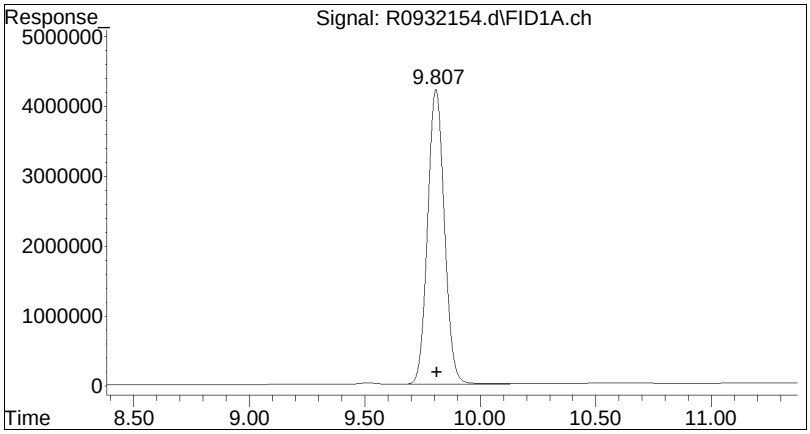

#7 butane

R.T.: 9.809 min
Delta R.T.: -0.005 min
Response: 213519381
Conc: 1736.41 ug/L

Manual Integration Report

Data Path : O:\Forensics\Data\airlab9\QMethod : DG9_200511.M
Data File : R0932154.d Operator : AIRLAB9:AR
Date Inj'd : 5/11/2020 0:5: 5 Instrument : Airlab9
Sample : IDISSGASSTD05 Quant Date : 5/12/2020 7:02 am

Compound #4: ethane

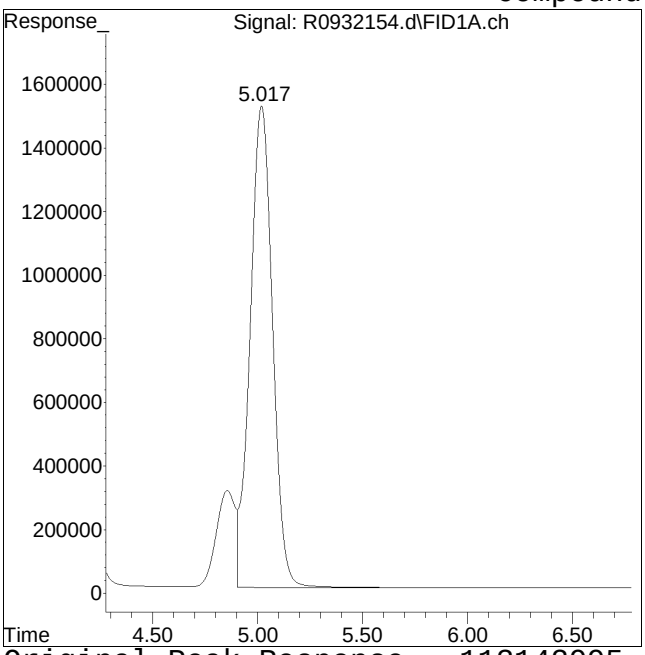

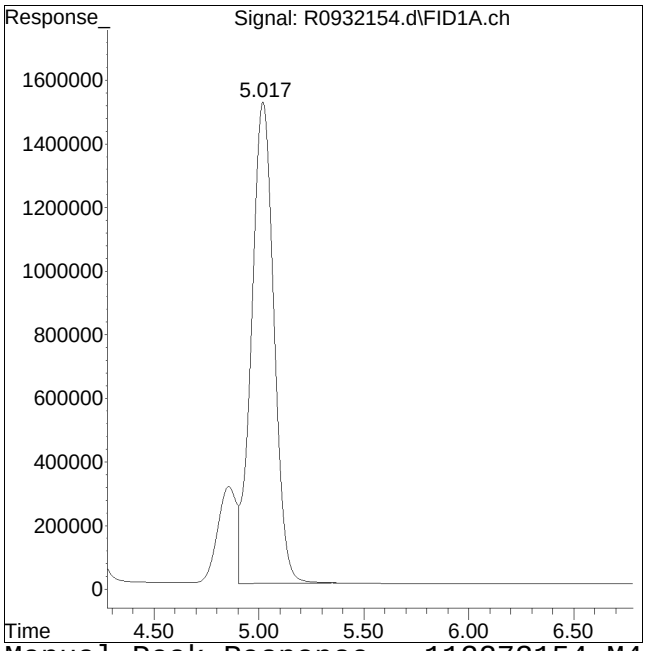

Original Peak Response = 113142995 Manual Peak Response = 112273154 M4
M4 = Poor automated baseline construction.

Quantitation Report (QT Reviewed)

Data Path : O:\Forensics\Data\airlab9\2020\200511DG_I\
Data File : R0932155.d
Signal(s) : FID1A.ch
Acq On : 11 May 2020 5:25 pm
Operator : AIRLAB9:AR
Sample : IDISSGASSTD06
Misc : WG1369720
ALS Vial : 4 Sample Multiplier: 1

Integration File: events.e
Quant Time: May 12 07:09:02 2020
Quant Method : O:\Forensics\Data\airlab9\2020\200511DG_I\DG9_200511.M
Quant Title : Dissolved Gases
QLast Update : Tue May 12 07:01:27 2020
Response via : Initial Calibration
Integrator: ChemStation

Volume Inj. :
Signal Phase :
Signal Info :

Sub List : Default - All compounds listed

	Compound	R.T.	Response	Conc	Units	
Target Compounds						
1)	methane	1.152	147425175	1059.935	ug/L	
2)	ethene	4.134	244234564	1888.521	ug/L	M4
3)	acetylene	4.858	53565952	1874.244	ug/L	
4)	ethane	5.020	288247321	2022.925	ug/L	M4
5)	propene	7.857	331409617	2966.667	ug/L	
6)	propane	8.003	413051233	3142.568	ug/L	
7)	butane	9.802	542433567	4411.256	ug/L	

(f)=RT Delta > 1/2 Window (m)=manual int.

Quantitation Report (QT Reviewed)

Data Path : O:\Forensics\Data\airlab9\2020\200511DG_I\
Data File : R0932155.d
Signal(s) : FID1A.ch
Acq On : 11 May 2020 5:25 pm
Operator : AIRLAB9:AR
Sample : IDISSGASSTD06
Misc : WG1369720
ALS Vial : 4 Sample Multiplier: 1

Integration File: events.e
Quant Time: May 12 07:09:02 2020
Quant Method : O:\Forensics\Data\airlab9\2020\200511DG_I\DG9_200511.M
Quant Title : Dissolved Gases
QLast Update : Tue May 12 07:01:27 2020
Response via : Initial Calibration
Integrator: ChemStation

Volume Inj. :
Signal Phase :
Signal Info :

Sub List : Default - All compounds listed

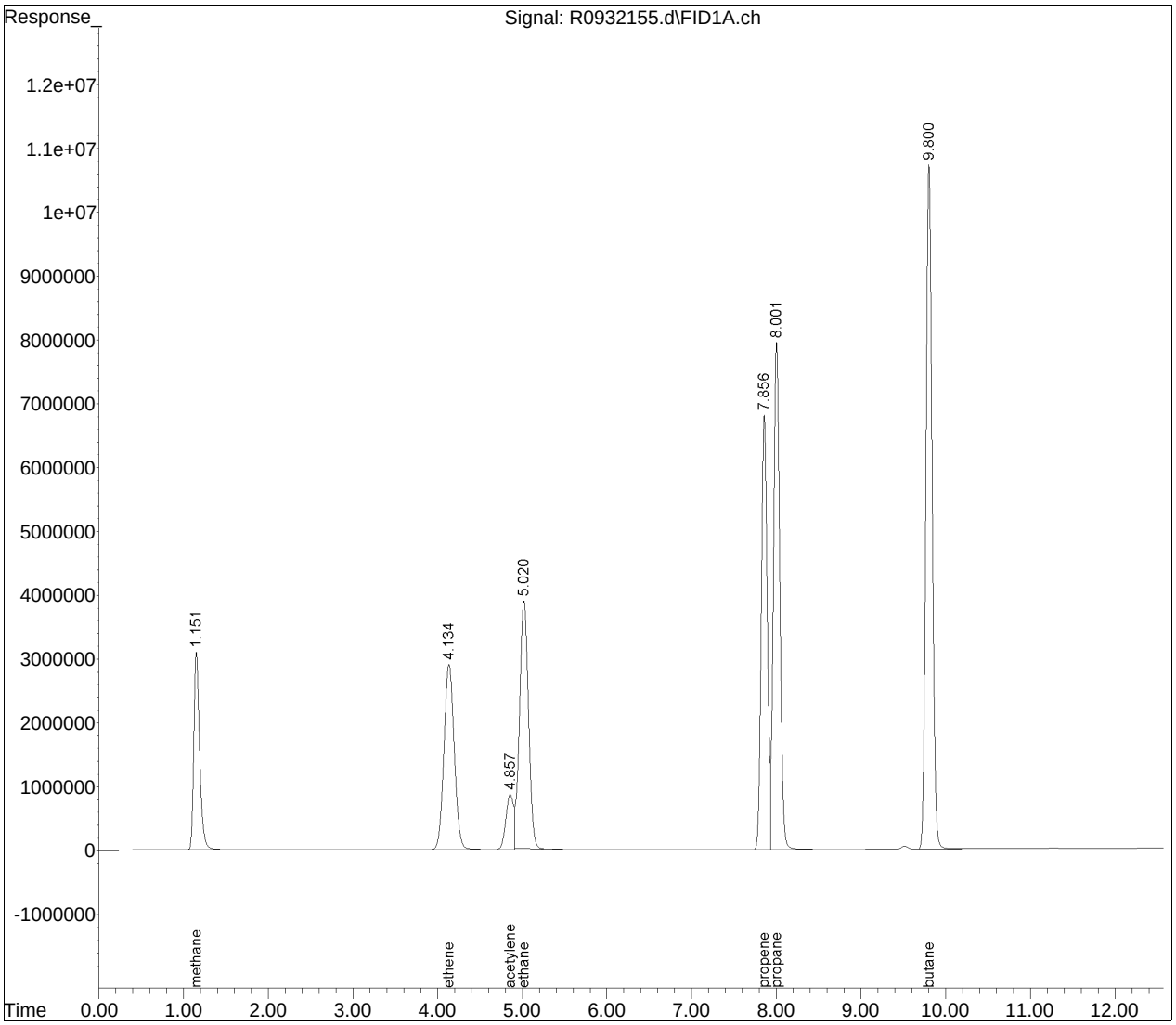

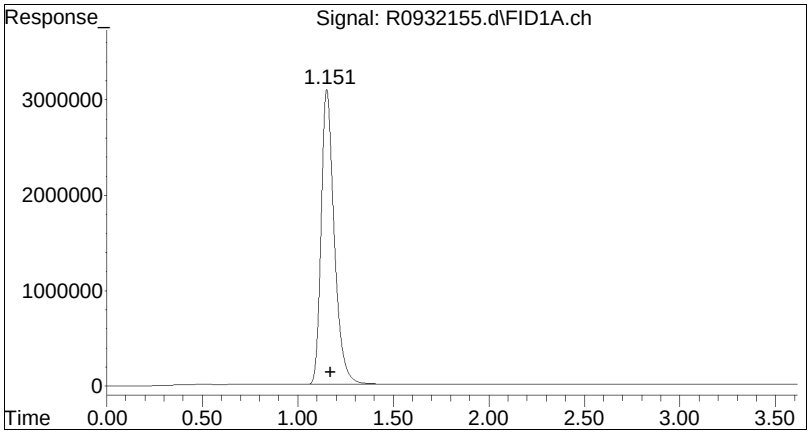

#1 methane

R.T.: 1.152 min
Delta R.T.: -0.018 min
Response: 147425175
Conc: 1059.93 ug/L

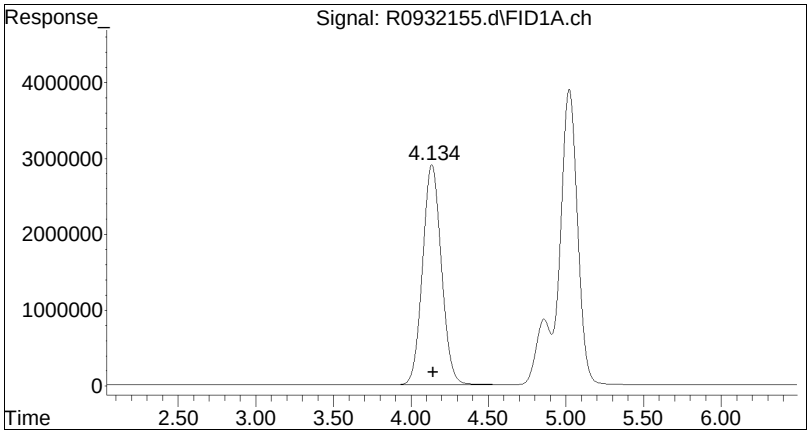

#2 ethene

R.T.: 4.134 min
Delta R.T.: -0.013 min
Response: 244234564
Conc: 1888.52 ug/L M4

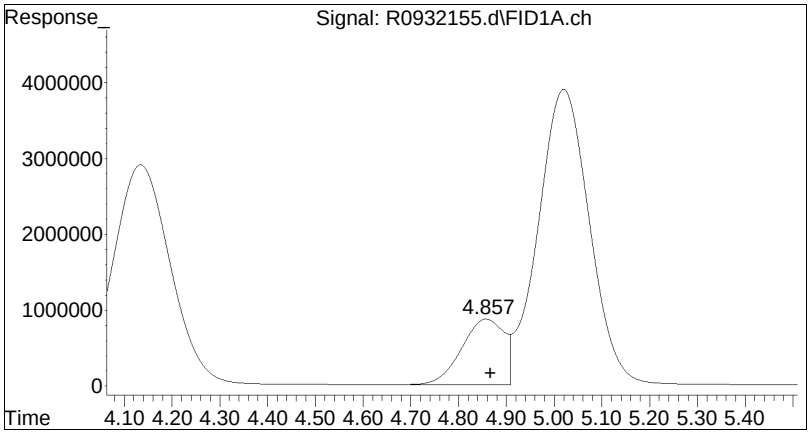

#3 acetylene

R.T.: 4.858 min
Delta R.T.: -0.009 min
Response: 53565952
Conc: 1874.24 ug/L

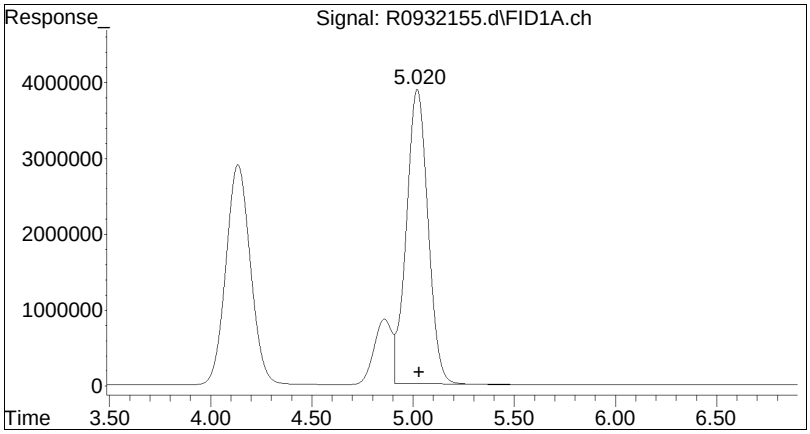

#4 ethane

R.T.: 5.020 min
Delta R.T.: -0.012 min
Response: 288247321
Conc: 2022.93 ug/L M4

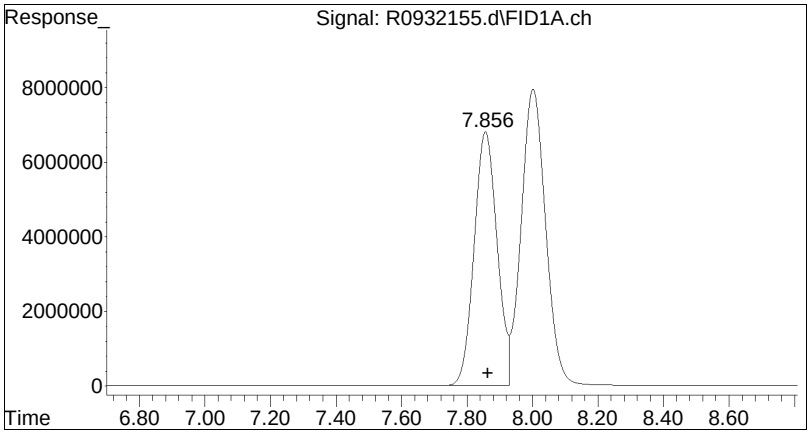

#5 propene

R.T.: 7.857 min
Delta R.T.: -0.007 min
Response: 331409617
Conc: 2966.67 ug/L

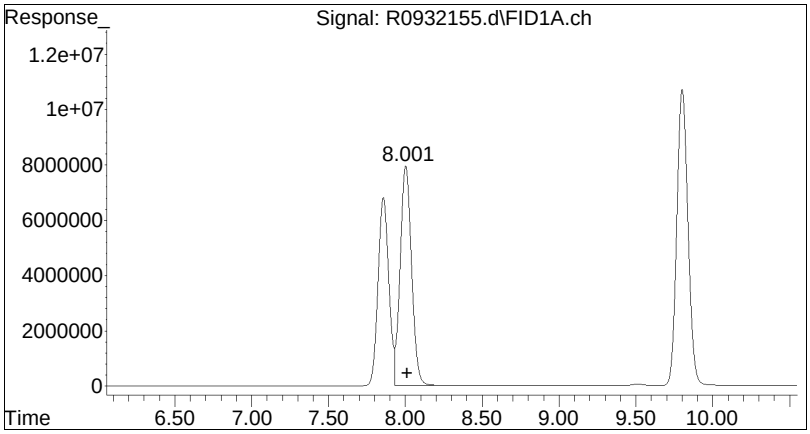

#6 propane

R.T.: 8.003 min
Delta R.T.: -0.010 min
Response: 413051233
Conc: 3142.57 ug/L

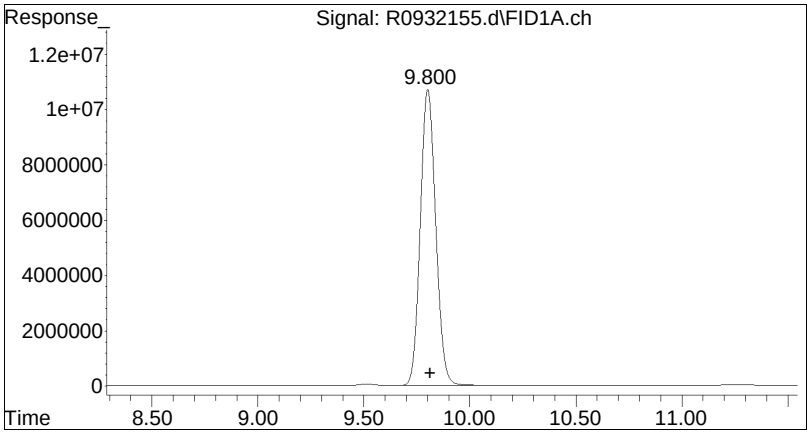

#7 butane

R.T.: 9.802 min
Delta R.T.: -0.011 min
Response: 542433567
Conc: 4411.26 ug/L

Manual Integration Report

Data Path : O:\Forensics\Data\airlab9\QMethod : DG9_200511.M
Data File : R0932155.d Operator : AIRLAB9:AR
Date Inj'd : 5/11/2020 0:5: 5 Instrument : Airlab9
Sample : IDISSGASSTD06 Quant Date : 5/12/2020 7:02 am

Compound #2: ethene

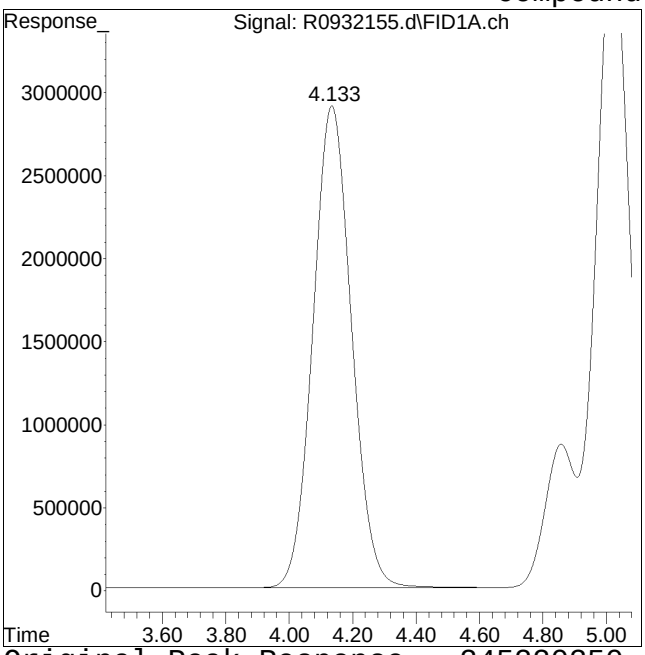

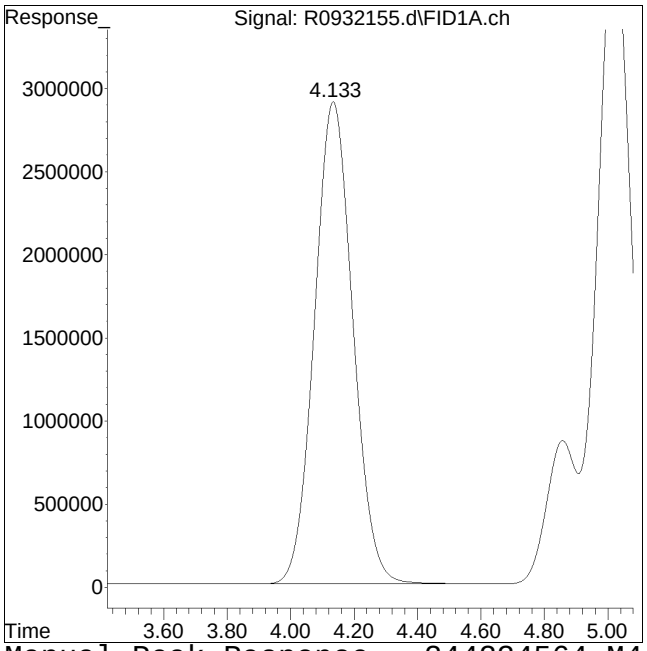

Original Peak Response = 245220350 Manual Peak Response = 244234564 M4
M4 = Poor automated baseline construction.

Manual Integration Report

Data Path : O:\Forensics\Data\airlab9\QMethod : DG9_200511.M
Data File : R0932155.d Operator : AIRLAB9:AR
Date Inj'd : 5/11/2020 0:5: 5 Instrument : Airlab9
Sample : IDISSGASSTD06 Quant Date : 5/12/2020 7:02 am

Compound #4: ethane

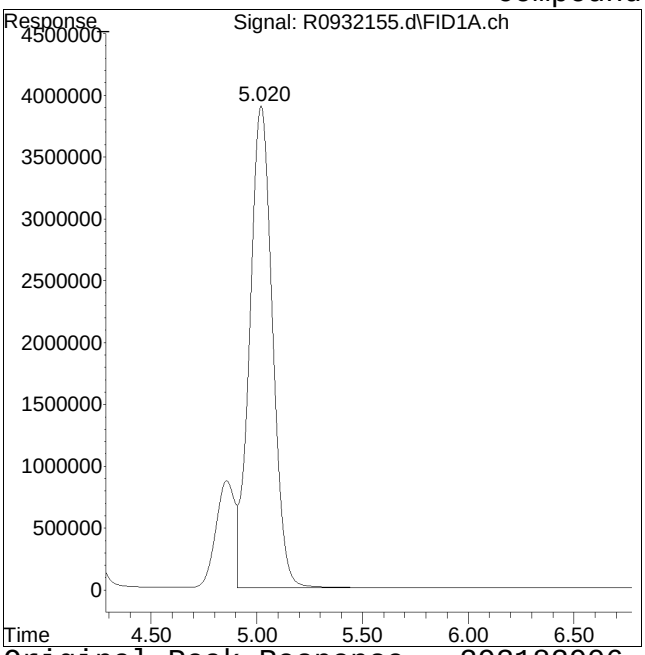

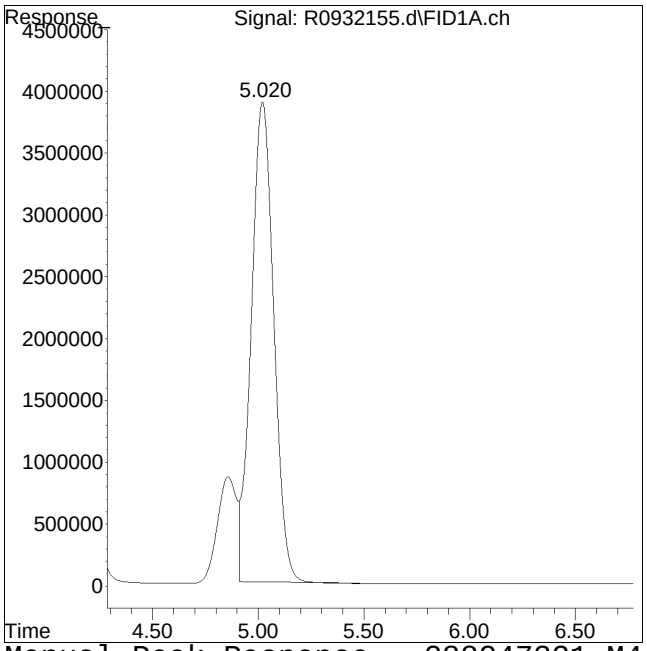

Original Peak Response = 293182906 Manual Peak Response = 288247321 M4
M4 = Poor automated baseline construction.

Quantitation Report (QT Reviewed)

Data Path : O:\Forensics\Data\airlab9\2020\200511DG_I\
Data File : R0932156.d
Signal(s) : FID1A.ch
Acq On : 11 May 2020 5:44 pm
Operator : AIRLAB9:AR
Sample : IDISSGASSTD07
Misc : WG1369720
ALS Vial : 4 Sample Multiplier: 1

Integration File: events.e
Quant Time: May 12 07:10:30 2020
Quant Method : O:\Forensics\Data\airlab9\2020\200511DG_I\DG9_200511.M
Quant Title : Dissolved Gases
QLast Update : Tue May 12 07:01:27 2020
Response via : Initial Calibration
Integrator: ChemStation

Volume Inj. :
Signal Phase :
Signal Info :

Sub List : Default - All compounds listed

	Compound	R.T.	Response	Conc	Units	
Target Compounds						
1)	methane	1.169	339117932	2438.138	ug/L	
2)	ethene	4.132	561809865	4344.142	ug/L	M4
3)	acetylene	4.855	142335258	4980.234	ug/L	
4)	ethane	5.014	665202592	4668.405	ug/L	M4
5)	propene	7.846	746622895	6683.515	ug/L	
6)	propane	7.990	916853641	6975.587	ug/L	M4
7)	butane	9.790	1170617248	9519.862	ug/L	

(f)=RT Delta > 1/2 Window (m)=manual int.

Quantitation Report (QT Reviewed)

Data Path : O:\Forensics\Data\airlab9\2020\200511DG_I\
Data File : R0932156.d
Signal(s) : FID1A.ch
Acq On : 11 May 2020 5:44 pm
Operator : AIRLAB9:AR
Sample : IDISSGASSTD07
Misc : WG1369720
ALS Vial : 4 Sample Multiplier: 1

Integration File: events.e
Quant Time: May 12 07:10:30 2020
Quant Method : O:\Forensics\Data\airlab9\2020\200511DG_I\DG9_200511.M
Quant Title : Dissolved Gases
QLast Update : Tue May 12 07:01:27 2020
Response via : Initial Calibration
Integrator: ChemStation

Volume Inj. :
Signal Phase :
Signal Info :

Sub List : Default - All compounds listed

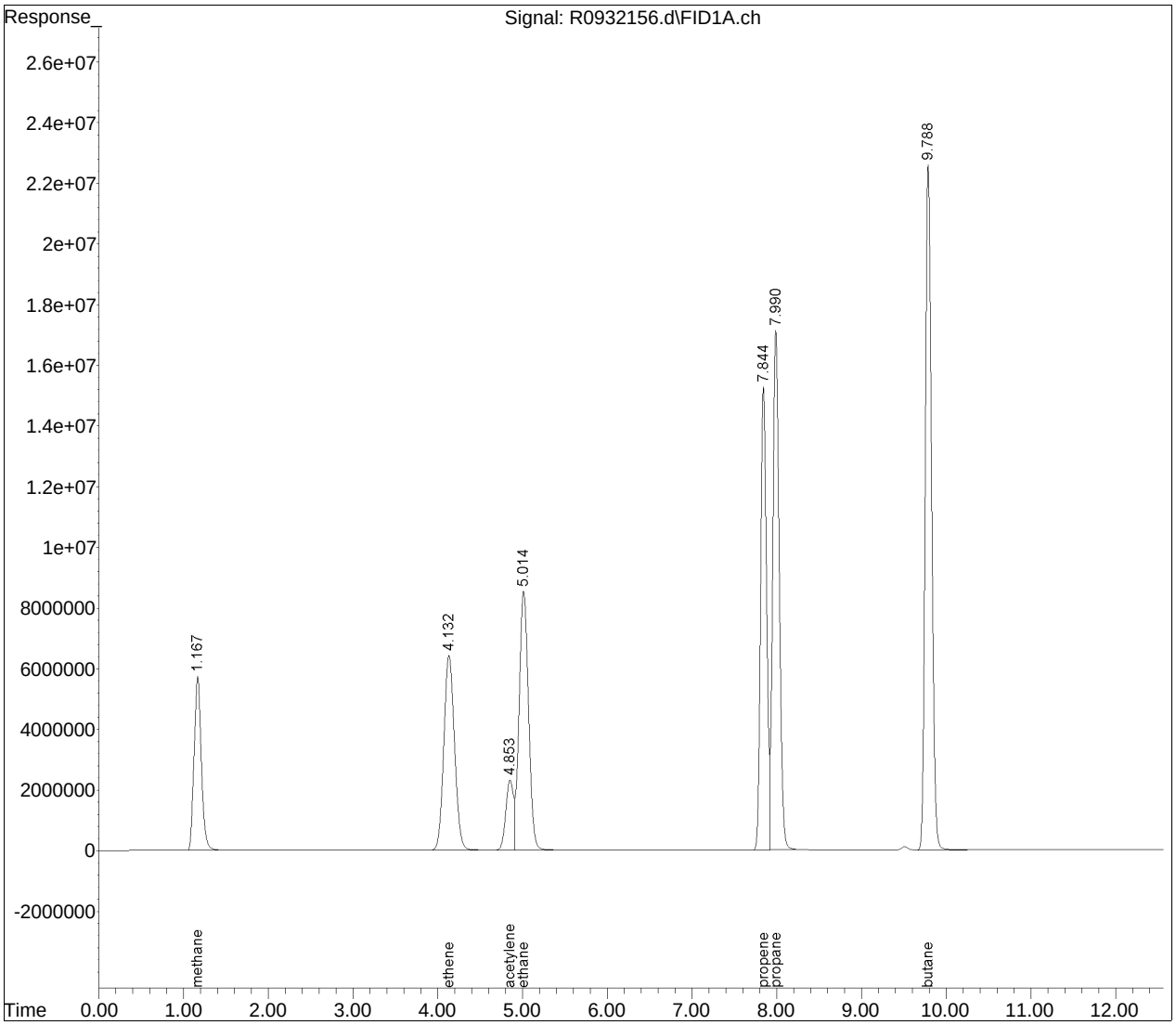

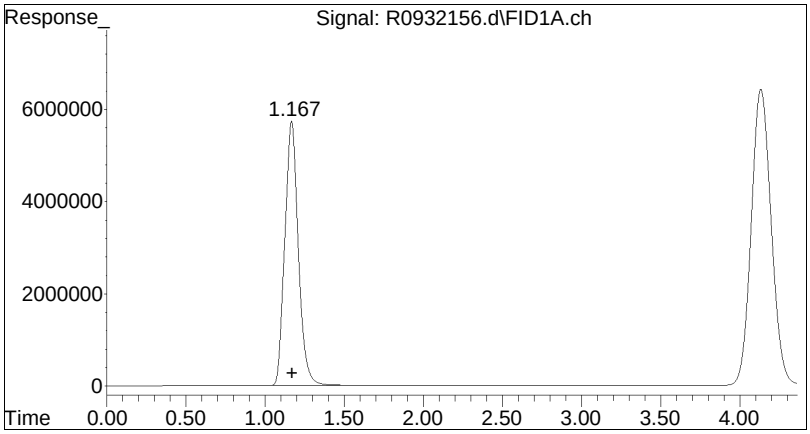

#1 methane

R.T.: 1.169 min
Delta R.T.: -0.001 min
Response: 339117932
Conc: 2438.14 ug/L

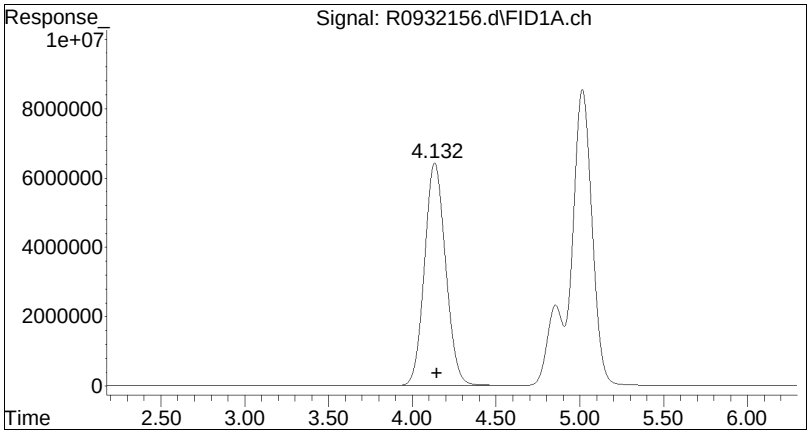

#2 ethene

R.T.: 4.132 min
Delta R.T.: -0.014 min
Response: 561809865
Conc: 4344.14 ug/L M4

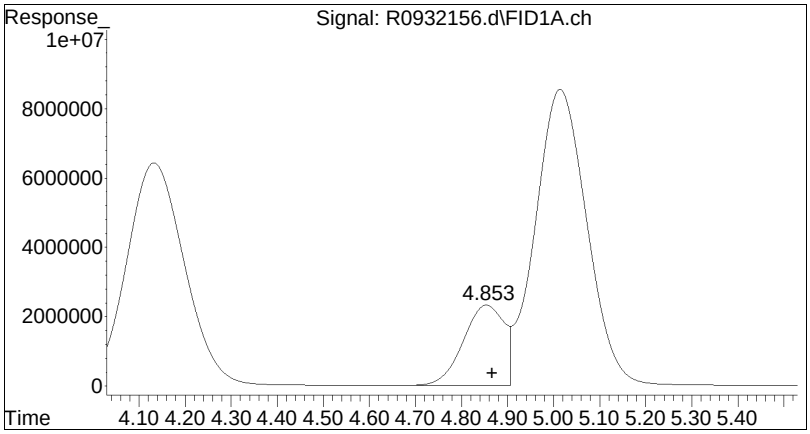

#3 acetylene

R.T.: 4.855 min
Delta R.T.: -0.012 min
Response: 142335258
Conc: 4980.23 ug/L

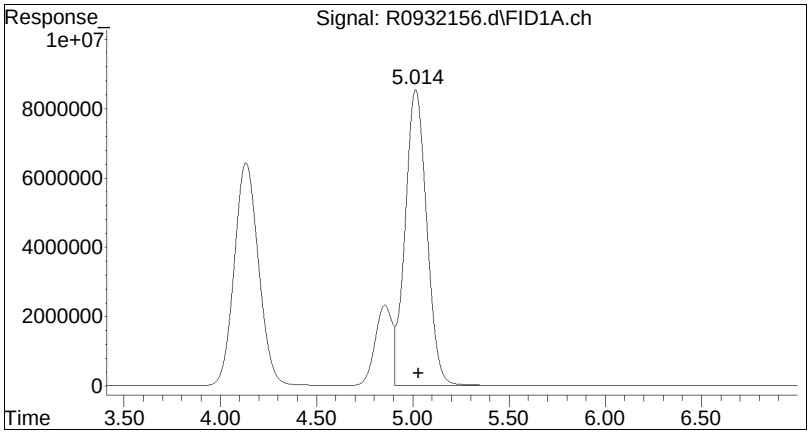

#4 ethane

R.T.: 5.014 min
Delta R.T.: -0.018 min
Response: 665202592
Conc: 4668.40 ug/L M4

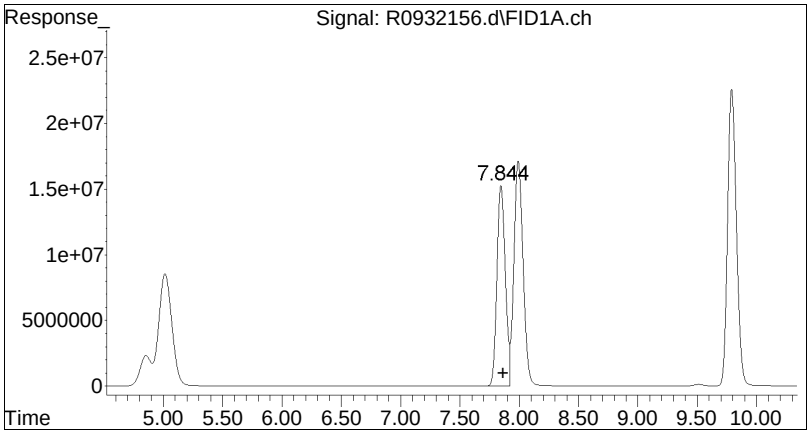

#5 propene

R.T.: 7.846 min
Delta R.T.: -0.018 min
Response: 746622895
Conc: 6683.52 ug/L

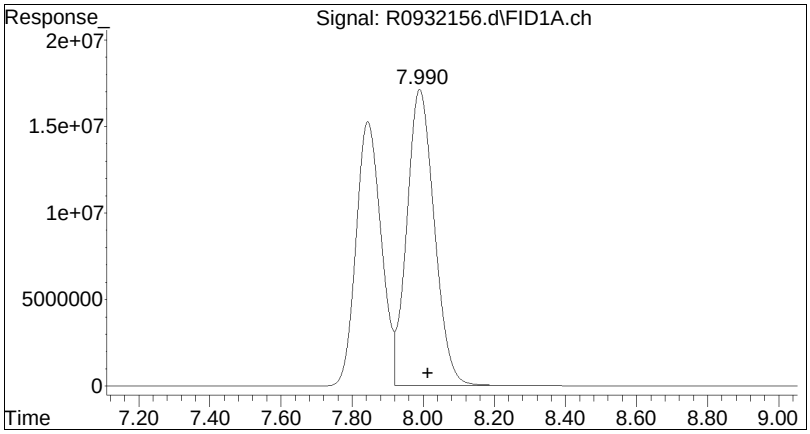

#6 propane

R.T.: 7.990 min
Delta R.T.: -0.023 min
Response: 916853641
Conc: 6975.59 ug/L M4

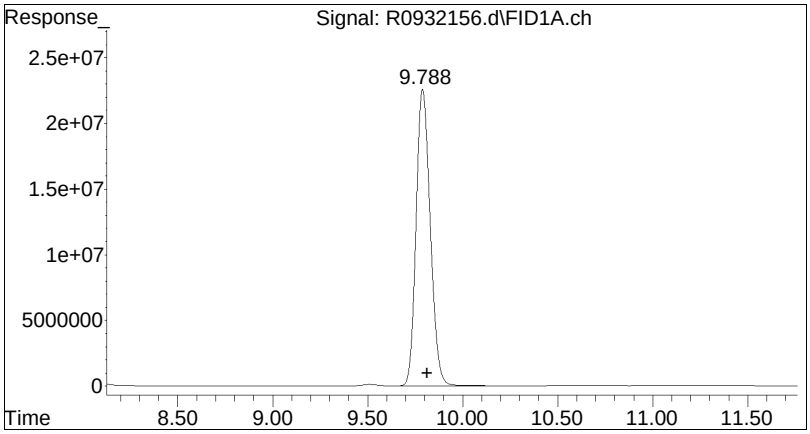

#7 butane

R.T.: 9.790 min
Delta R.T.: -0.023 min
Response: 1170617248
Conc: 9519.86 ug/L

Manual Integration Report

Data Path : O:\Forensics\Data\airlab9\QMethod : DG9_200511.M
Data File : R0932156.d Operator : AIRLAB9:AR
Date Inj'd : 5/11/2020 0:5: 4 Instrument : Airlab9
Sample : IDISSGASSTD07 Quant Date : 5/12/2020 7:02 am

Compound #2: ethene

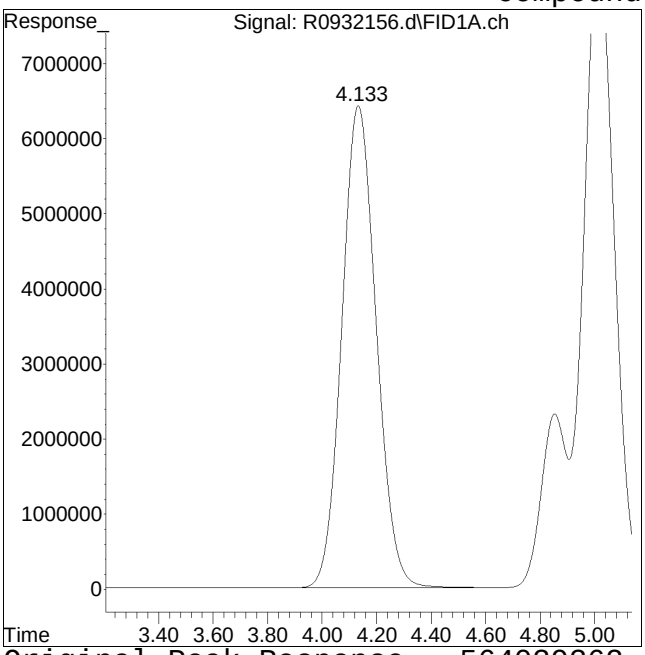

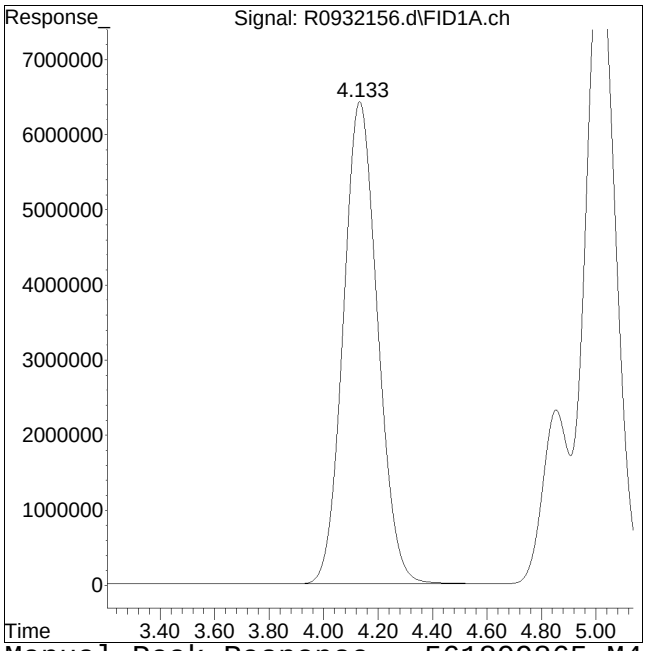

Original Peak Response = 564039362 Manual Peak Response = 561809865 M4
M4 = Poor automated baseline construction.

Manual Integration Report

Data Path : O:\Forensics\Data\airlab9\QMethod : DG9_200511.M
Data File : R0932156.d Operator : AIRLAB9:AR
Date Inj'd : 5/11/2020 0:5: 4 Instrument : Airlab9
Sample : IDISSGASSTD07 Quant Date : 5/12/2020 7:02 am

Compound #4: ethane

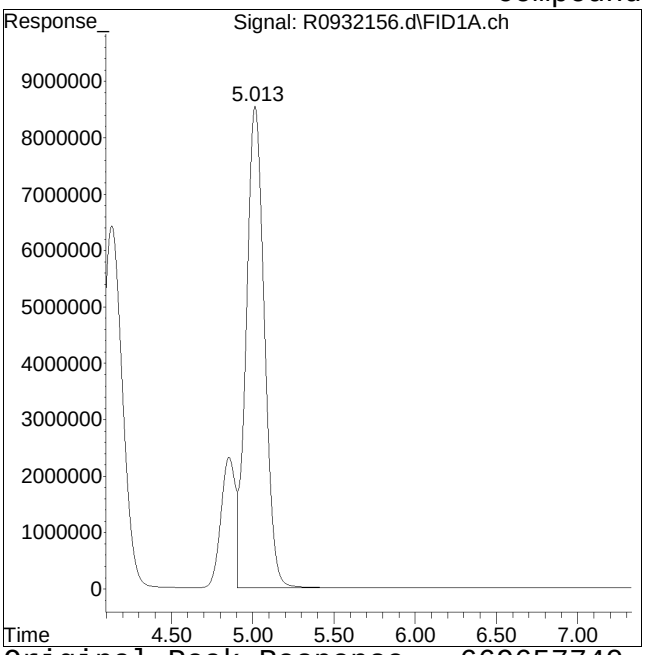

Original Peak Response = 669657740

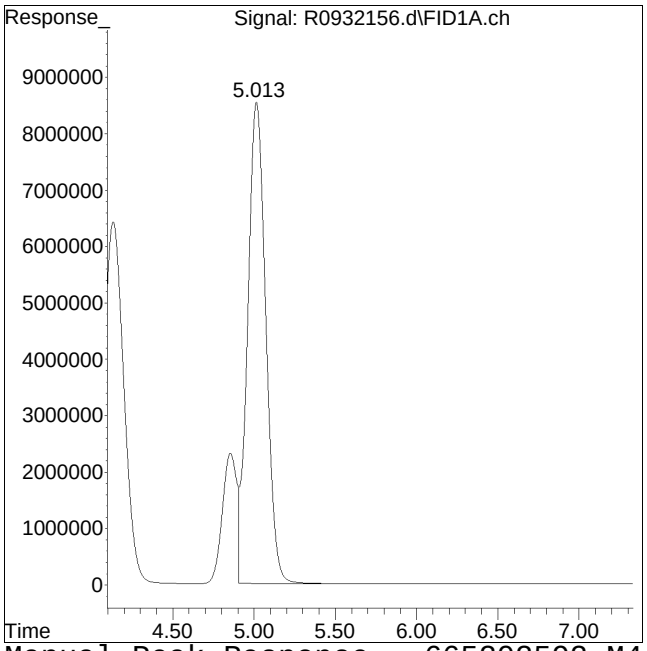

Manual Peak Response = 665202592 M4

M4 = Poor automated baseline construction.

Manual Integration Report

Data Path : O:\Forensics\Data\airlab9\QMethod : DG9_200511.M
Data File : R0932156.d Operator : AIRLAB9:AR
Date Inj'd : 5/11/2020 0:5: 4 Instrument : Airlab9
Sample : IDISSGASSTD07 Quant Date : 5/12/2020 7:02 am

Compound #6: propane

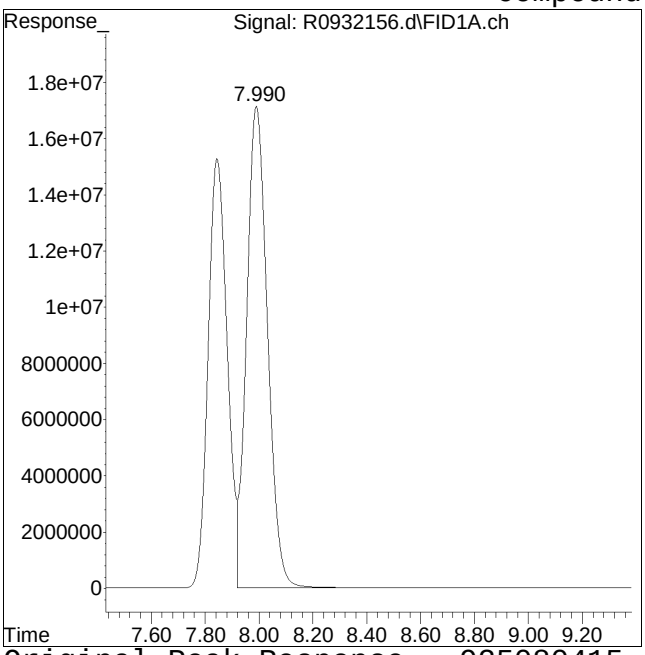

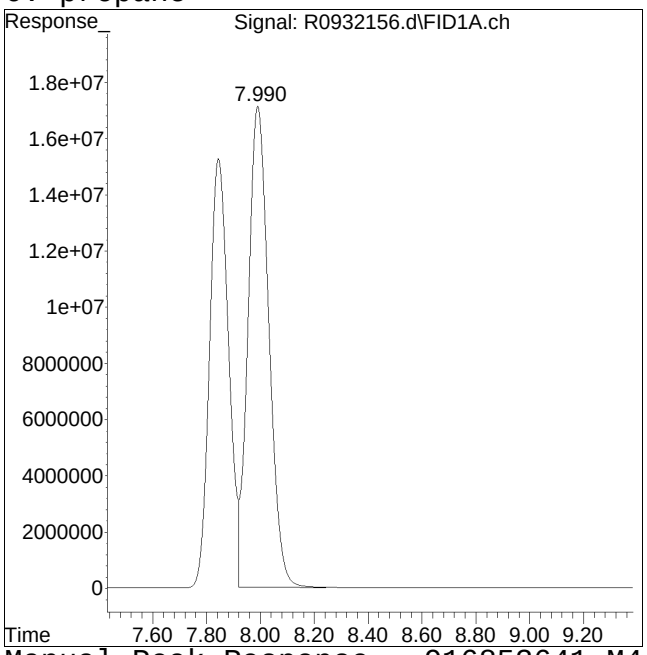

Original Peak Response = 925080415 Manual Peak Response = 916853641 M4
M4 = Poor automated baseline construction.

Quantitation Report (QT Reviewed)

Data Path : O:\Forensics\Data\airlab9\2020\200511DG_I\
Data File : R0932157.d
Signal(s) : FID1A.ch
Acq On : 11 May 2020 6:04 pm
Operator : AIRLAB9:AR
Sample : IDISSGASSTD08
Misc : WG1369720
ALS Vial : 5 Sample Multiplier: 1

Integration File: events.e
Quant Time: May 12 07:11:41 2020
Quant Method : O:\Forensics\Data\airlab9\2020\200511DG_I\DG9_200511.M
Quant Title : Dissolved Gases
QLast Update : Tue May 12 07:01:27 2020
Response via : Initial Calibration
Integrator: ChemStation

Volume Inj. :
Signal Phase :
Signal Info :

Sub List : methane_only - All compounds listed

	Compound	R.T.	Response	Conc	Units
Target Compounds					
1)	methane	1.155	3054682180	21962.081	ug/L

(f)=RT Delta > 1/2 Window (m)=manual int.

Quantitation Report (QT Reviewed)

Data Path : O:\Forensics\Data\airlab9\2020\200511DG_I\
Data File : R0932157.d
Signal(s) : FID1A.ch
Acq On : 11 May 2020 6:04 pm
Operator : AIRLAB9:AR
Sample : IDISSGASSTD08
Misc : WG1369720
ALS Vial : 5 Sample Multiplier: 1

Integration File: events.e
Quant Time: May 12 07:11:41 2020
Quant Method : O:\Forensics\Data\airlab9\2020\200511DG_I\DG9_200511.M
Quant Title : Dissolved Gases
QLast Update : Tue May 12 07:01:27 2020
Response via : Initial Calibration
Integrator: ChemStation

Volume Inj. :
Signal Phase :
Signal Info :

Sub List : methane_only - All compounds listed

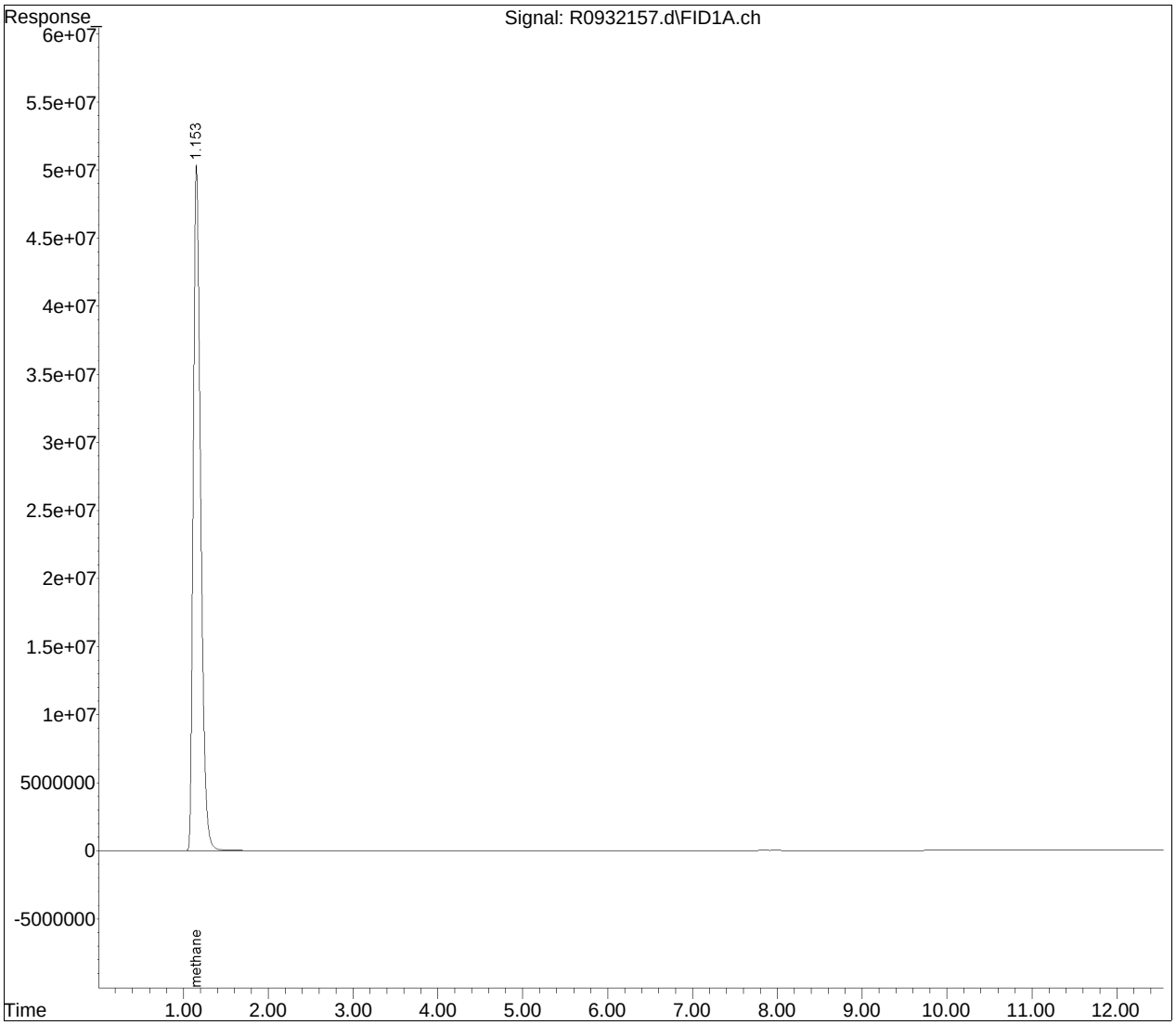

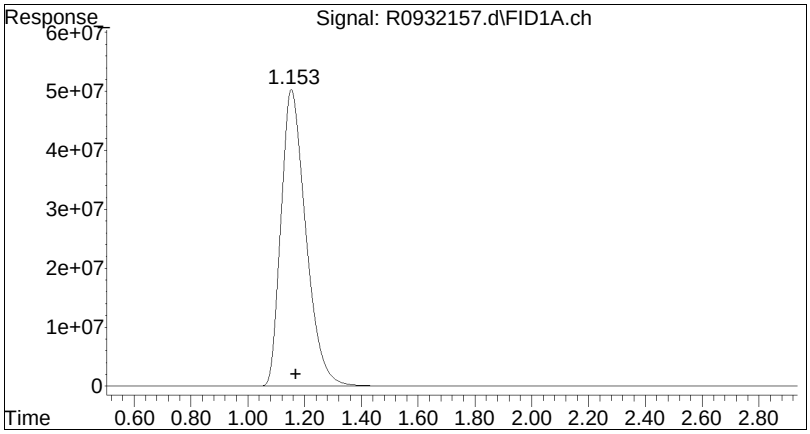

#1 methane

R.T.: 1.155 min
Delta R.T.: -0.015 min
Response: 3054682180
Conc: 21962.08 ug/L

Manual Integration Report

Data Path	: O:\Forensics\Data\airlab9\	QMethod	: DG9_200511.M
Data File	: R0932157.d	Operator	: AIRLAB9:AR
Date Inj'd	: 5/11/2020 0:6: 4	Instrument	: Airlab9
Sample	: IDISSGASSTD08	Quant Date	: 5/12/2020 7:02 am

There are no manual integrations or false positives in this file.

Evaluate Continuing Calibration Report

Data Path : O:\Forensics\Data\airlab9\2020\200511DG_I\
Data File : R0932159.d
Signal(s) : FID1A.ch
Acq On : 11 May 2020 6:38 pm
Operator : AIRLAB9:AR
Sample : CDISSGASTD04
Misc : WG1369720
ALS Vial : 7 Sample Multiplier: 1

Integration File: events.e
Quant Time: May 12 07:15:18 2020
Quant Method : O:\Forensics\Data\airlab9\2020\200511DG_I\DG9_200511.M
Quant Title : Dissolved Gases
QLast Update : Tue May 12 07:13:18 2020
Response via : Initial Calibration
Integrator: ChemStation

Volume Inj. :
Signal Phase :
Signal Info :

Min. RRF : 0.000 Min. Rel. Area : 80% Max. R.T. Dev 0.50min
Max. RRF Dev : 20% Max. Rel. Area : 120%

	Compound	AvgRF	CCRF	%Dev	Area%	Dev(Min)
1	methane	* 54.600	56.625	-3.7	102	0.00
2	ethene	* 95.500	91.078	4.6	104	0.00
3	acetylene	* 88.700	90.556	-2.1	106	0.00
4	ethane	*102.000	100.449	1.5	108	0.00
5	propene	*143.000	141.616	1.0	114	0.00
6	propane	*150.000	152.280	-1.5	115	0.00
7	butane	*198.000	192.957	2.5	115	0.00

Evaluate Continuing Calibration Report - Not Founds

---

* Evaluation of CC level amount vs concentration.
(#) = Out of Range SPCC's out = 0 CCC's out = 0

Quantitation Report (QT Reviewed)

Data Path : O:\Forensics\Data\airlab9\2020\200511DG_I\
Data File : R0932159.d
Signal(s) : FID1A.ch
Acq On : 11 May 2020 6:38 pm
Operator : AIRLAB9:AR
Sample : CDISSGASTD04
Misc : WG1369720
ALS Vial : 7 Sample Multiplier: 1

Integration File: events.e
Quant Time: May 12 07:15:18 2020
Quant Method : O:\Forensics\Data\airlab9\2020\200511DG_I\DG9_200511.M
Quant Title : Dissolved Gases
QLast Update : Tue May 12 07:13:18 2020
Response via : Initial Calibration
Integrator: ChemStation

Volume Inj. :
Signal Phase :
Signal Info :

Sub List : Default - All compounds listed

	Compound	R.T.	Response	Conc	Units	
Target Compounds						
1)	methane	1.171	7923957	56.625	ug/L	M4
2)	ethene	4.148	12983783	91.078	ug/L	M4
3)	acetylene	4.868	2692330	90.556	ug/L	M4
4)	ethane	5.034	15811807	100.449	ug/L	
5)	propene	7.866	17963803	141.616	ug/L	
6)	propane	8.012	22708071	152.280	ug/L	
7)	butane	9.811	28044598	192.957	ug/L	M4

(f)=RT Delta > 1/2 Window (m)=manual int.

Quantitation Report (QT Reviewed)

Data Path : O:\Forensics\Data\airlab9\2020\200511DG_I\
Data File : R0932159.d
Signal(s) : FID1A.ch
Acq On : 11 May 2020 6:38 pm
Operator : AIRLAB9:AR
Sample : CDISSGASTD04
Misc : WG1369720
ALS Vial : 7 Sample Multiplier: 1

Integration File: events.e
Quant Time: May 12 07:15:18 2020
Quant Method : O:\Forensics\Data\airlab9\2020\200511DG_I\DG9_200511.M
Quant Title : Dissolved Gases
QLast Update : Tue May 12 07:13:18 2020
Response via : Initial Calibration
Integrator: ChemStation

Volume Inj. :
Signal Phase :
Signal Info :

Sub List : Default - All compounds listed

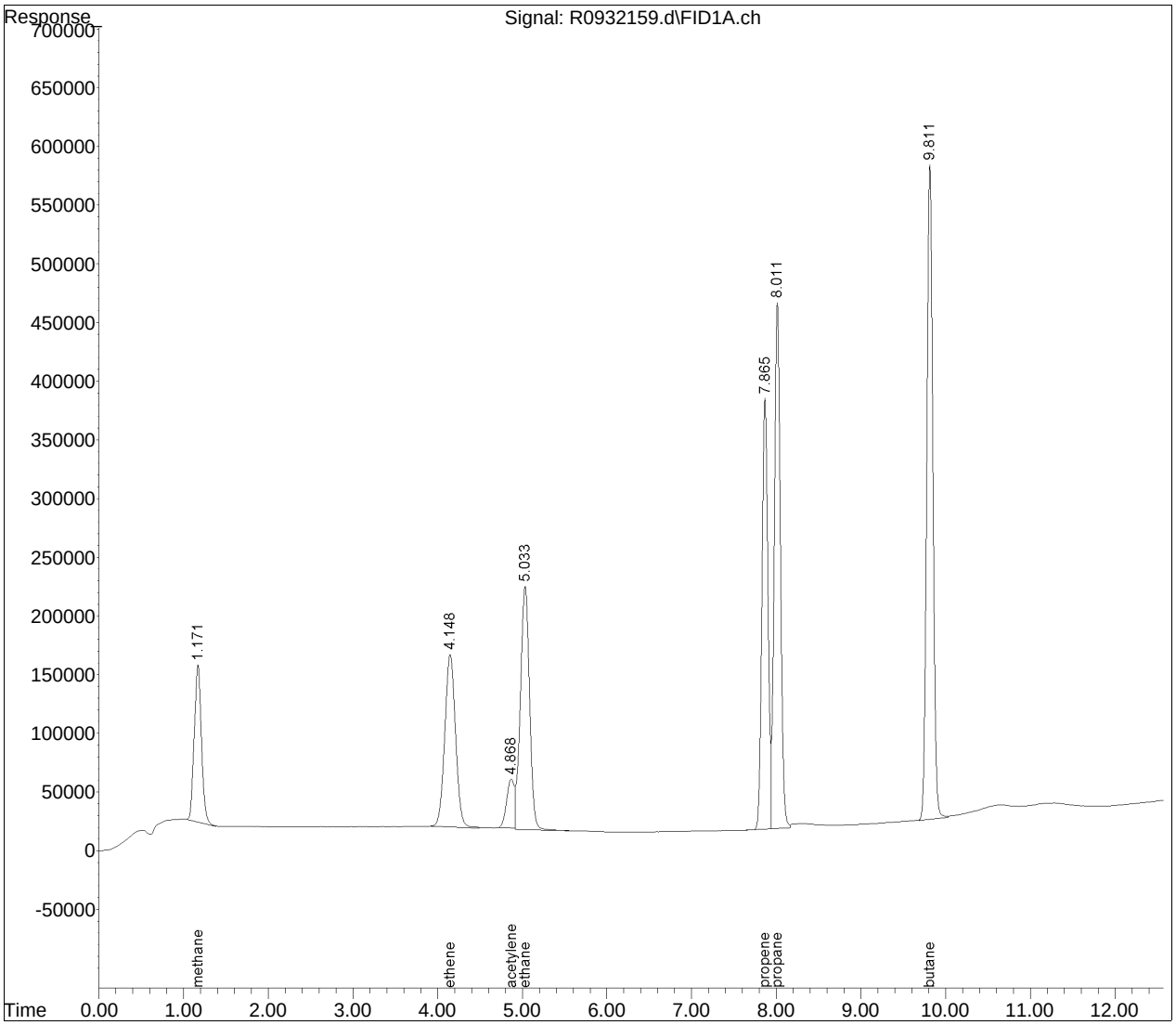

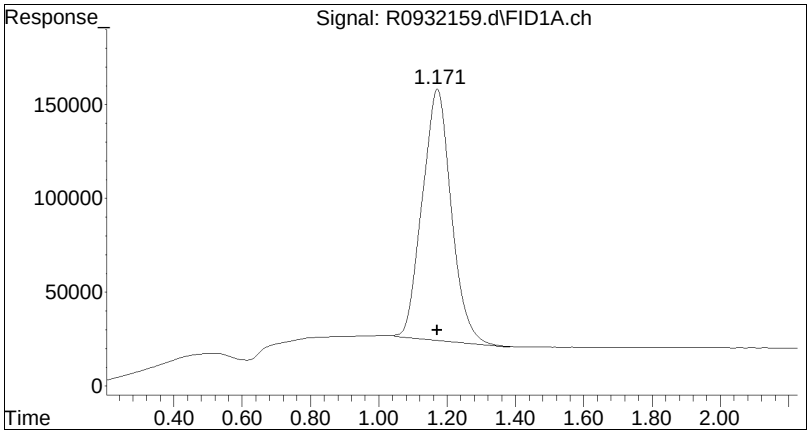

#1 methane

R.T.:	1.171 min
Delta R.T.:	0.000 min
Response:	7923957
Conc:	56.62 ug/L M4

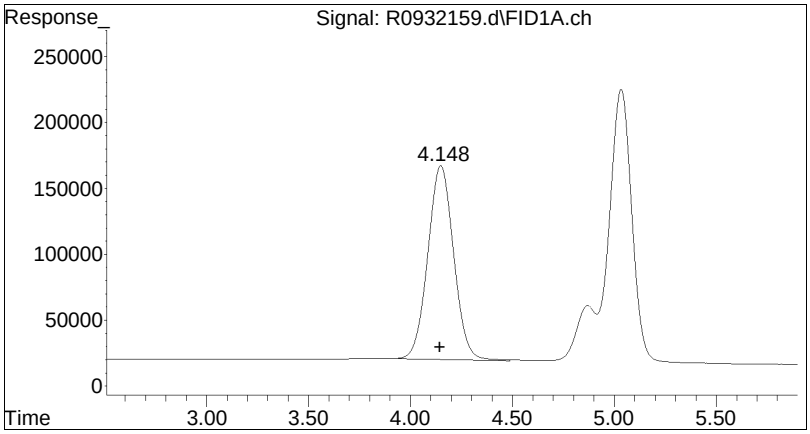

#2 ethene

R.T.:	4.148 min
Delta R.T.:	0.000 min
Response:	12983783
Conc:	91.08 ug/L M4

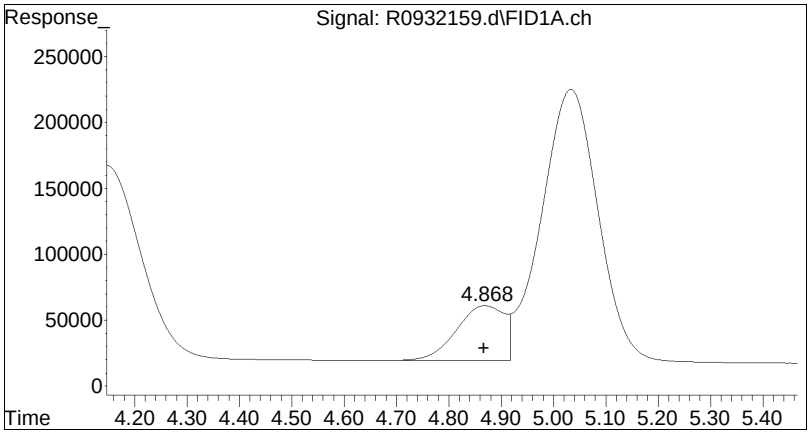

#3 acetylene

R.T.:	4.868 min
Delta R.T.:	0.001 min
Response:	2692330
Conc:	90.56 ug/L M4

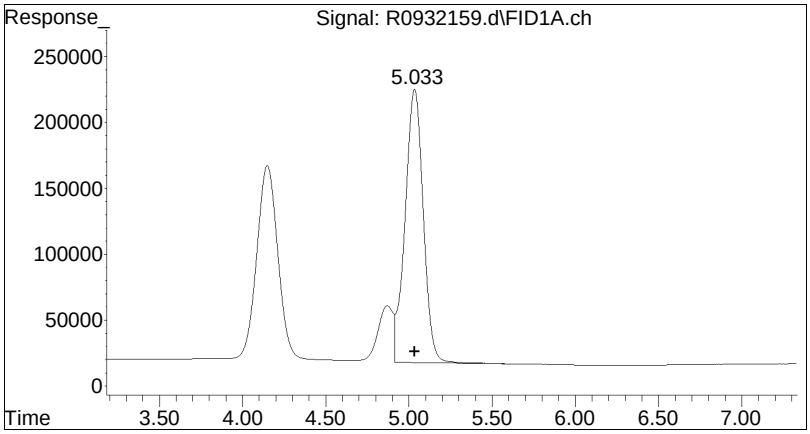

#4 ethane

R.T.: 5.034 min
Delta R.T.: 0.003 min
Response: 15811807
Conc: 100.45 ug/L

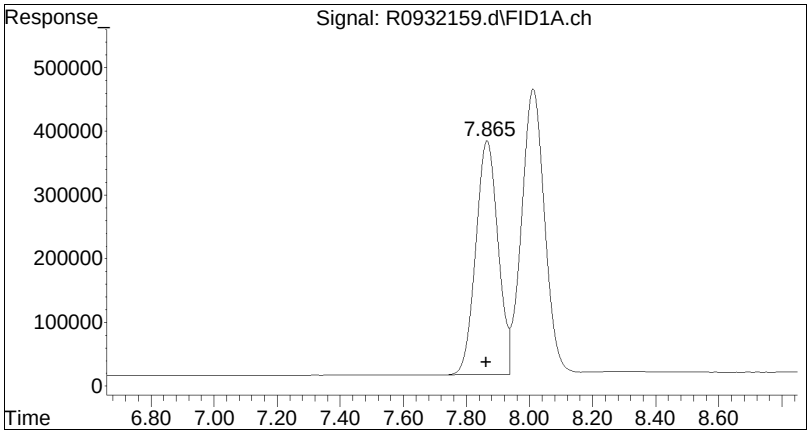

#5 propene

R.T.: 7.866 min
Delta R.T.: 0.002 min
Response: 17963803
Conc: 141.62 ug/L

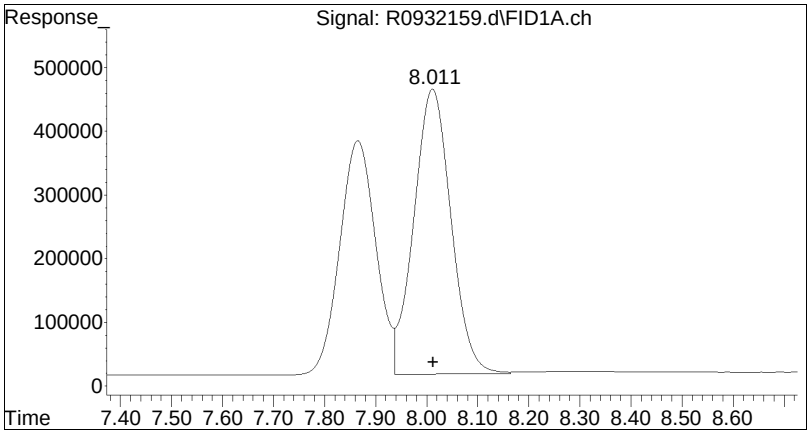

#6 propane

R.T.: 8.012 min
Delta R.T.: 0.000 min
Response: 22708071
Conc: 152.28 ug/L

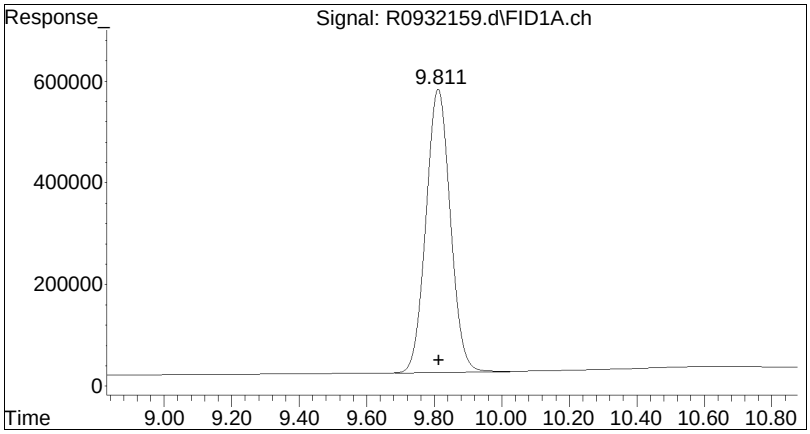

#7 butane

R.T.: 9.811 min
Delta R.T.: -0.002 min
Response: 28044598
Conc: 192.96 ug/L M4

Manual Integration Report

Data Path : O:\Forensics\Data\airlab9\QMethod : DG9_200511.M
Data File : R0932159.d Operator : AIRLAB9:AR
Date Inj'd : 5/11/2020 0:6: 8 Instrument : Airlab9
Sample : CDISSGASTD04 Quant Date : 5/12/2020 7:14 am

Compound #1: methane

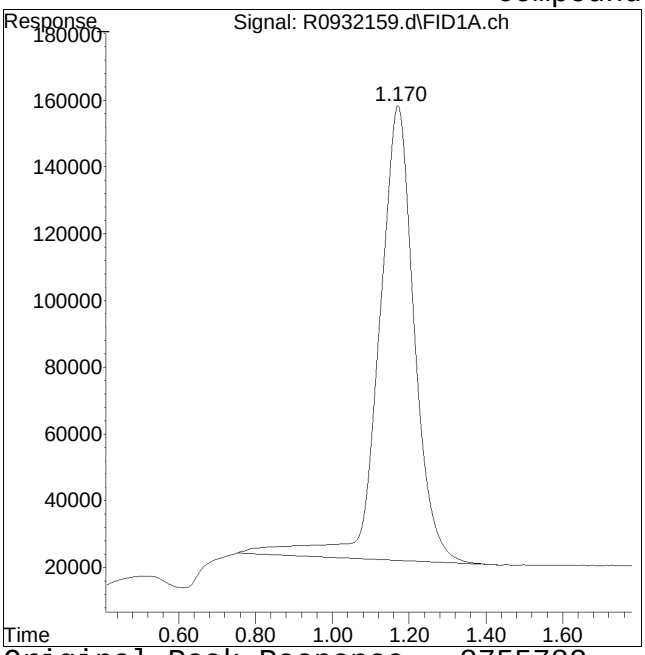

Original Peak Response = 8755782

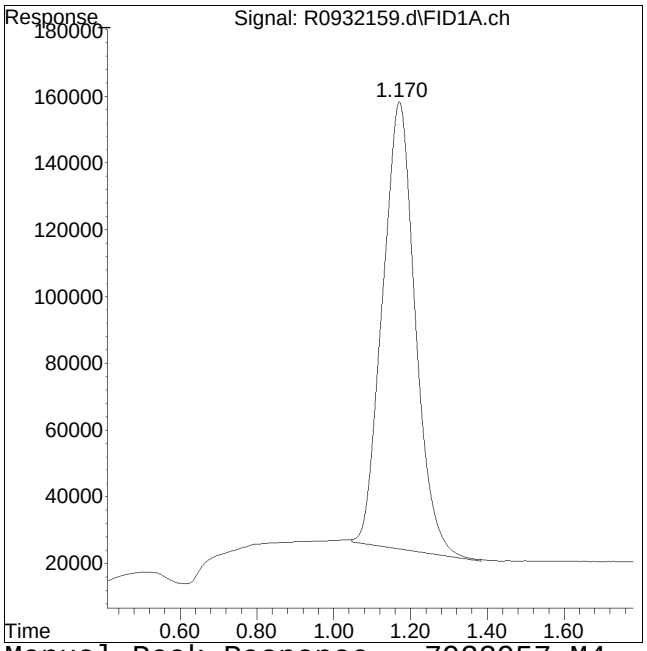

Manual Peak Response = 7923957 M4

M4 = Poor automated baseline construction.

Manual Integration Report

Data Path : O:\Forensics\Data\airlab9\QMethod : DG9_200511.M
Data File : R0932159.d Operator : AIRLAB9:AR
Date Inj'd : 5/11/2020 0:6: 8 Instrument : Airlab9
Sample : CDISSGASTD04 Quant Date : 5/12/2020 7:14 am

Compound #2: ethene

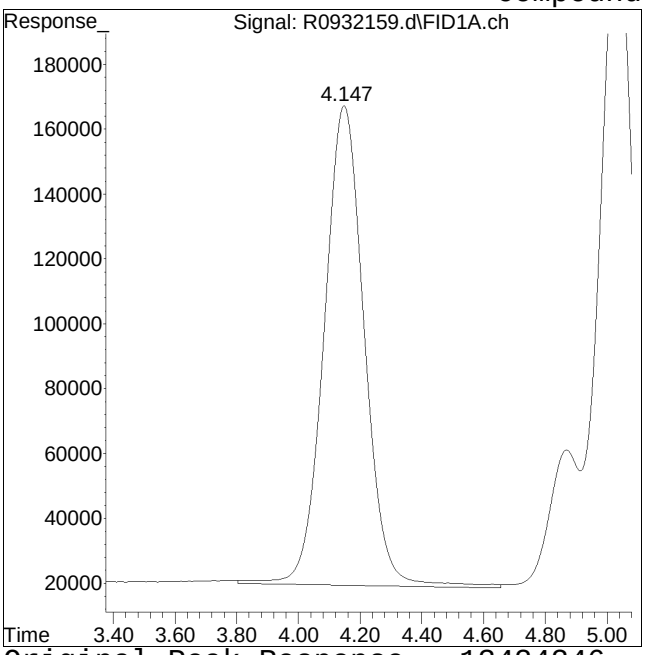

Original Peak Response = 13424246

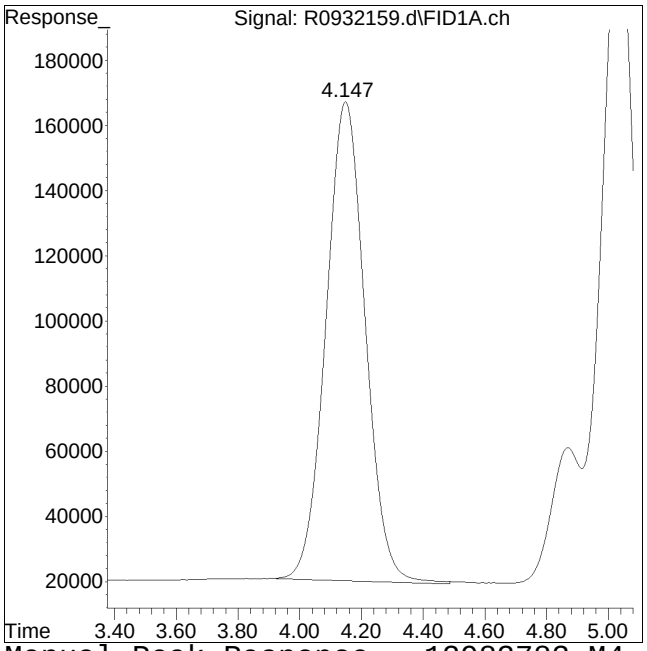

Manual Peak Response = 12983783 M4

M4 = Poor automated baseline construction.

Manual Integration Report

Data Path : O:\Forensics\Data\airlab9\QMethod : DG9_200511.M
Data File : R0932159.d Operator : AIRLAB9:AR
Date Inj'd : 5/11/2020 0:6: 8 Instrument : Airlab9
Sample : CDISSGASTD04 Quant Date : 5/12/2020 7:14 am

Compound #3: acetylene

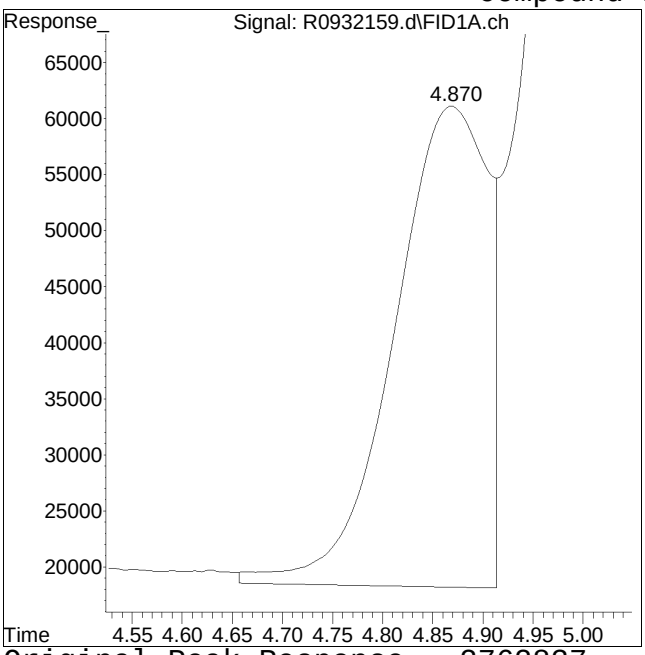

Original Peak Response = 2762837

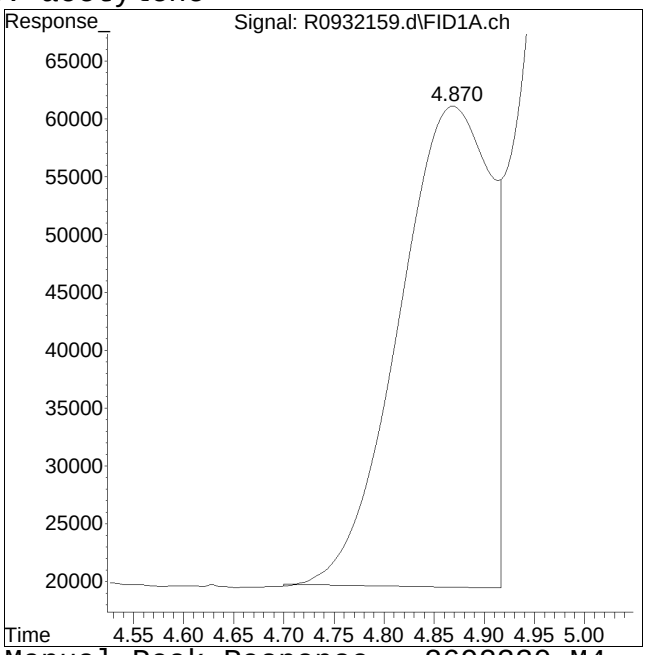

Manual Peak Response = 2692330 M4

M4 = Poor automated baseline construction.

Manual Integration Report

Data Path : O:\Forensics\Data\airlab9\QMethod : DG9_200511.M
Data File : R0932159.d Operator : AIRLAB9:AR
Date Inj'd : 5/11/2020 0:6: 8 Instrument : Airlab9
Sample : CDISSGASTD04 Quant Date : 5/12/2020 7:14 am

Compound #7: butane

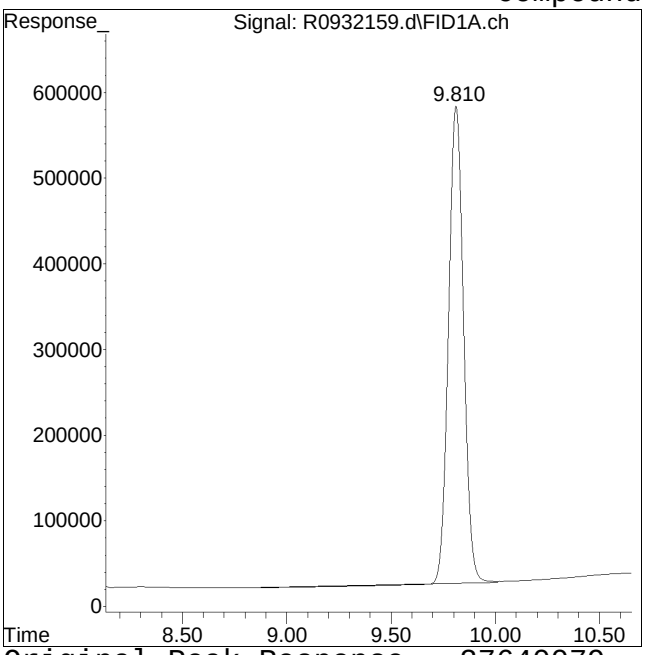

Original Peak Response = 27640079

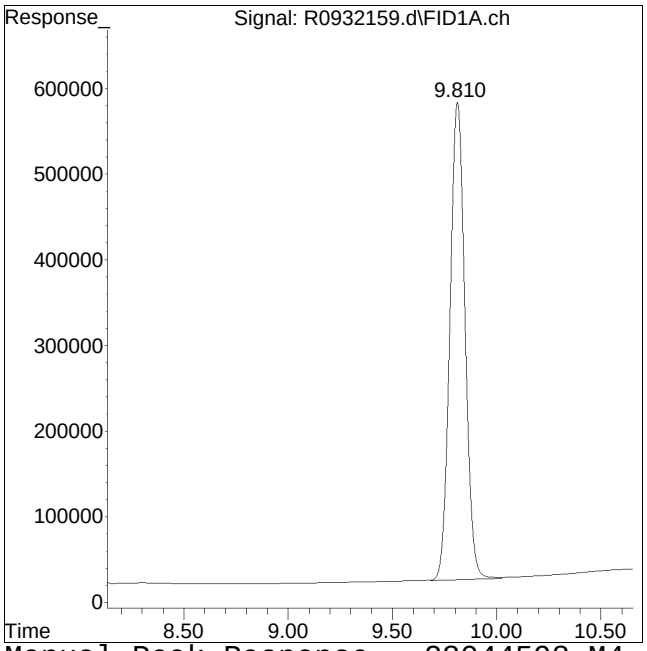

Manual Peak Response = 28044598 M4

M4 = Poor automated baseline construction.

Continuing Calibration

Calibration Verification Summary
Form 7
Volatiles

Client	: Roux Env. Eng. & Geology, DPC	**Lab Number**	: L2222594		
Project Name	: FORMER PFIZER INC SITE B&D	**Project Number**	: 0047.0044Y047		
Instrument ID	: AIRLAB9	**Calibration Date**	: 05/03/22 14:43		
Lab File ID	: R0941445	**Init. Calib. Date(s)**	: 05/11/20	05/11/20	
Sample No	: WG1633890-1	**Init. Calib. Times**	: 15:46	18:04	
Channel	:				

Compound	Ave. RRF	RRF	Min RRF	%D	Max %D	Area%	Dev(min)
methane	54.6	47.3	-	13.4	20	85	0
ethene	95.5	78.384	-	17.9	20	89	.05
acetylene	88.7	70.393	-	20.6*	20	82	.05
ethane	102	82.913	-	18.7	20	89	.05
propene	143	117.961	-	17.5	20	95	.02
propane	150	125.565	-	16.3	20	95	.01
butane	198	162.949	-	17.7	20	97	0

* Value outside of QC limits.

Evaluate Continuing Calibration Report

Data Path : O:\Forensics\Data\airlab9\2022\05\0503DG_N2\
Data File : R0941445.d
Signal(s) : FID1A.ch
Acq On : 3 May 2022 2:43 pm
Operator : AIRLAB9:JT
Sample : WG1633890-1,4,0.5,0.5
Misc : WG1633890,ICAL16772
ALS Vial : 2 Sample Multiplier: 1

Integration File: autoint1.e
Quant Time: May 03 15:06:56 2022
Quant Method : O:\Forensics\Data\airlab9\2022\05\0503DG_N2\DG9_200511.M
Quant Title : Dissolved Gases
QLast Update : Tue May 12 07:13:18 2020
Response via : Initial Calibration
Integrator: ChemStation

Volume Inj. :
Signal Phase :
Signal Info :

Min. RRF : 0.000 Min. Rel. Area : 80% Max. R.T. Dev 0.50min
Max. RRF Dev : 20% Max. Rel. Area : 120%

	Compound	AvgRF	CCRF	%Dev	Area%	Dev(Min)
1	methane	* 54.600	47.300	13.4	85	0.00
2	ethene	* 95.500	78.384	17.9	89	0.05
3	acetylene	* 88.700	70.393	20.6#	82	0.05
4	ethane	*102.000	82.913	18.7	89	0.05
5	propene	*143.000	117.961	17.5	95	0.02
6	propane	*150.000	125.565	16.3	95	0.01
7	butane	*198.000	162.949	17.7	97	0.00

Evaluate Continuing Calibration Report - Not Founds

---

* Evaluation of CC level amount vs concentration.
(#) = Out of Range SPCC's out = 0 CCC's out = 0

Quantitation Report (QT Reviewed)

Data Path : O:\Forensics\Data\airlab9\2022\05\0503DG_N2\
Data File : R0941445.d
Signal(s) : FID1A.ch
Acq On : 3 May 2022 2:43 pm
Operator : AIRLAB9:JT
Sample : WG1633890-1,4,0.5,0.5
Misc : WG1633890,ICAL16772
ALS Vial : 2 Sample Multiplier: 1

Integration File: autoint1.e
Quant Time: May 03 15:06:56 2022
Quant Method : O:\Forensics\Data\airlab9\2022\05\0503DG_N2\DG9_200511.M
Quant Title : Dissolved Gases
QLast Update : Tue May 12 07:13:18 2020
Response via : Initial Calibration
Integrator: ChemStation

Volume Inj. :
Signal Phase :
Signal Info :

Sub List : Default - All compounds listed

	Compound	R.T.	Response	Conc	Units
Target Compounds					
1)	methane	1.179	6619023	47.300	ug/L
2)	ethene	4.199	11174232	78.384	ug/L
3)	acetylene	4.917	2092859	70.393	ug/L
4)	ethane	5.077	13051342	82.913	ug/L
5)	propene	7.882	14963230	117.961	ug/L
6)	propane	8.026	18724449	125.565	ug/L
7)	butane	9.818	23683279	162.949	ug/L

(f)=RT Delta > 1/2 Window (m)=manual int.

Quantitation Report (QT Reviewed)

Data Path : O:\Forensics\Data\airlab9\2022\05\0503DG_N2\
Data File : R0941445.d
Signal(s) : FID1A.ch
Acq On : 3 May 2022 2:43 pm
Operator : AIRLAB9:JT
Sample : WG1633890-1,4,0.5,0.5
Misc : WG1633890,ICAL16772
ALS Vial : 2 Sample Multiplier: 1

Integration File: autoint1.e
Quant Time: May 03 15:06:56 2022
Quant Method : O:\Forensics\Data\airlab9\2022\05\0503DG_N2\DG9_200511.M
Quant Title : Dissolved Gases
QLast Update : Tue May 12 07:13:18 2020
Response via : Initial Calibration
Integrator: ChemStation

Volume Inj. :
Signal Phase :
Signal Info :

Sub List : Default - All compounds listed

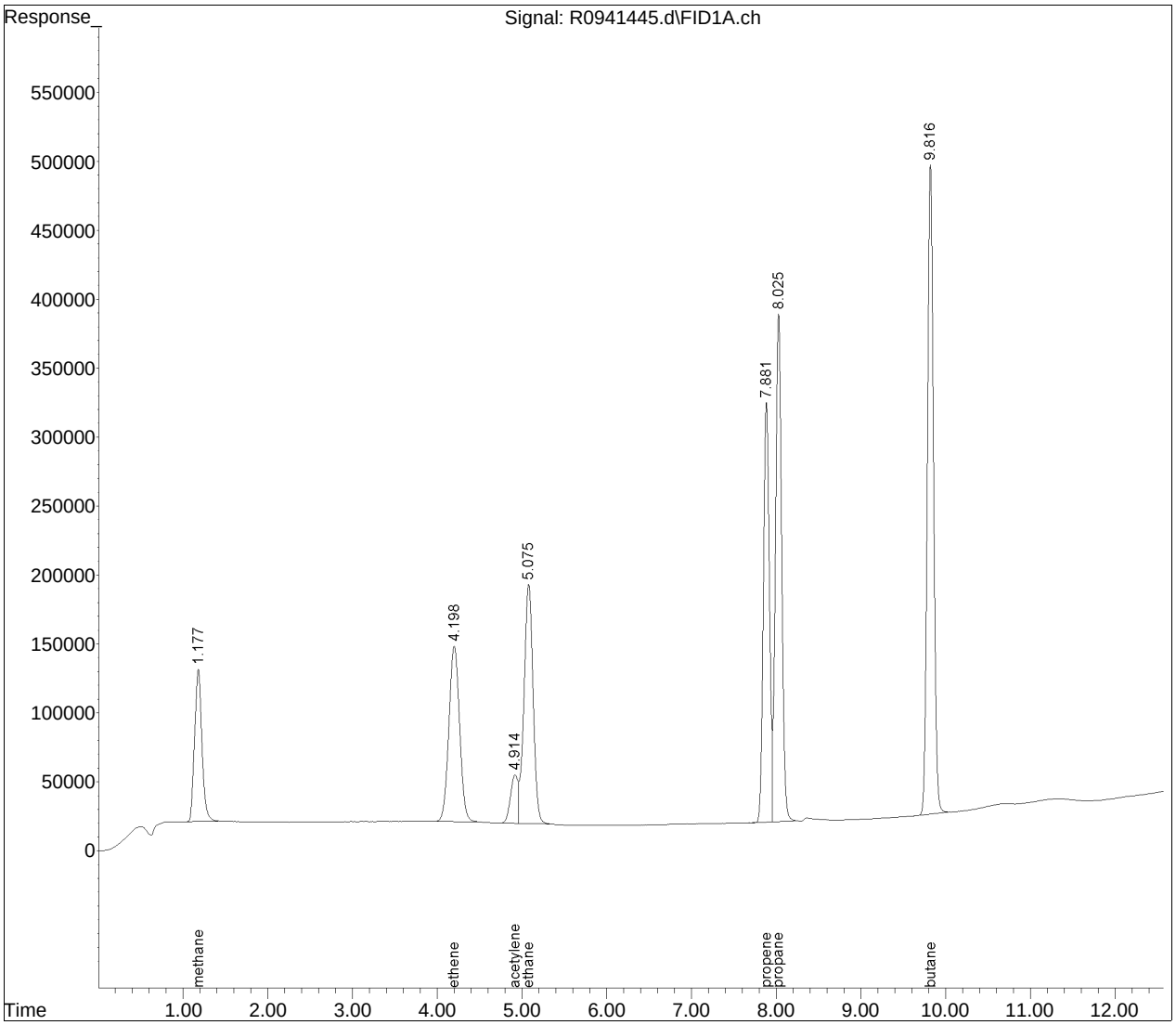

Manual Integration Report

Data Path	: O:\Forensics\Data\airlab9\	QMethod	: DG9_200511.M
Data File	: R0941445.d	Operator	: AIRLAB9:JT
Date Inj'd	: 5/3/2022 2:43 pm	Instrument	: Airlab9
Sample	: WG1633890-1,4,0.5,0.5	Quant Date	: 5/3/2022 3:06 pm

There are no manual integrations or false positives in this file.

Evaluate Continuing Calibration Report

Data Path : O:\Forensics\Data\airlab9\2022\05\0503DG_N2\
Data File : R0941460.d
Signal(s) : FID1A.ch
Acq On : 3 May 2022 7:37 pm
Operator : AIRLAB9:JT
Sample : WG1633890-6,4,0.5,0.5
Misc : WG1633890,ICAL16772
ALS Vial : 16 Sample Multiplier: 1

Integration File: autoint1.e
Quant Time: May 04 08:16:28 2022
Quant Method : O:\Forensics\Data\airlab9\2022\05\0503DG_N2\DG9_200511.M
Quant Title : Dissolved Gases
QLast Update : Tue May 12 07:13:18 2020
Response via : Initial Calibration
Integrator: ChemStation

Volume Inj. :
Signal Phase :
Signal Info :

Min. RRF : 0.000 Min. Rel. Area : 80% Max. R.T. Dev 0.50min
Max. RRF Dev : 20% Max. Rel. Area : 120%

	Compound	AvgRF	CCRF	%Dev	Area%	Dev(Min)
1	methane	* 54.600	51.669	5.4	93	0.00
2	ethene	* 95.500	84.077	12.0	96	0.05
3	acetylene	* 88.700	75.930	14.4	89	0.05
4	ethane	*102.000	88.399	13.3	95	0.05
5	propene	*143.000	123.770	13.4	100	0.02
6	propane	*150.000	133.614	10.9	101	0.01
7	butane	*198.000	167.851	15.2	100	0.00

Evaluate Continuing Calibration Report - Not Founds

---

* Evaluation of CC level amount vs concentration.
(#) = Out of Range SPCC's out = 0 CCC's out = 0

Quantitation Report (QT Reviewed)

Data Path : O:\Forensics\Data\airlab9\2022\05\0503DG_N2\
Data File : R0941460.d
Signal(s) : FID1A.ch
Acq On : 3 May 2022 7:37 pm
Operator : AIRLAB9:JT
Sample : WG1633890-6,4,0.5,0.5
Misc : WG1633890,ICAL16772
ALS Vial : 16 Sample Multiplier: 1

Integration File: autoint1.e
Quant Time: May 04 08:16:28 2022
Quant Method : O:\Forensics\Data\airlab9\2022\05\0503DG_N2\DG9_200511.M
Quant Title : Dissolved Gases
QLast Update : Tue May 12 07:13:18 2020
Response via : Initial Calibration
Integrator: ChemStation

Volume Inj. :
Signal Phase :
Signal Info :

Sub List : Default - All compounds listed

	Compound	R.T.	Response	Conc Units
Target Compounds				
1)	methane	1.180	7230442	51.669 ug/L
2)	ethene	4.198	11985779	84.077 ug/L
3)	acetylene	4.914	2257497	75.930 ug/L
4)	ethane	5.077	13914926	88.399 ug/L
5)	propene	7.883	15700024	123.770 ug/L
6)	propane	8.027	19924721	133.614 ug/L
7)	butane	9.818	24395698	167.851 ug/L

(f)=RT Delta > 1/2 Window (m)=manual int.

Quantitation Report (QT Reviewed)

Data Path : O:\Forensics\Data\airlab9\2022\05\0503DG_N2\
Data File : R0941460.d
Signal(s) : FID1A.ch
Acq On : 3 May 2022 7:37 pm
Operator : AIRLAB9:JT
Sample : WG1633890-6,4,0.5,0.5
Misc : WG1633890,ICAL16772
ALS Vial : 16 Sample Multiplier: 1

Integration File: autoint1.e
Quant Time: May 04 08:16:28 2022
Quant Method : O:\Forensics\Data\airlab9\2022\05\0503DG_N2\DG9_200511.M
Quant Title : Dissolved Gases
QLast Update : Tue May 12 07:13:18 2020
Response via : Initial Calibration
Integrator: ChemStation

Volume Inj. :
Signal Phase :
Signal Info :

Sub List : Default - All compounds listed

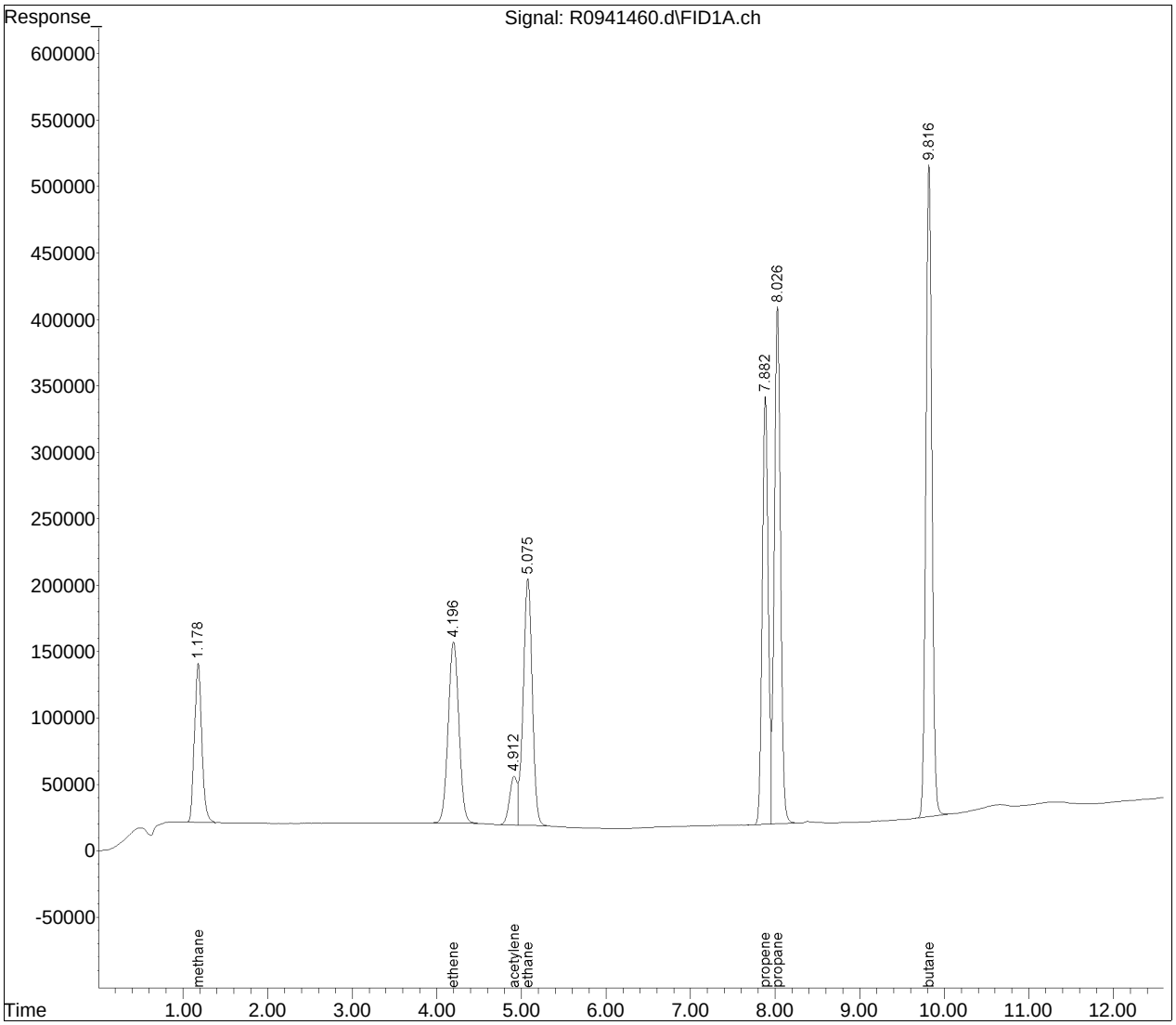

Manual Integration Report

Data Path	: O:\Forensics\Data\airlab9\	QMethod	: DG9_200511.M
Data File	: R0941460.d	Operator	: AIRLAB9:JT
Date Inj'd	: 5/3/2022 7:37 pm	Instrument	: Airlab9
Sample	: WG1633890-6,4,0.5,0.5	Quant Date	: 5/4/2022 8:16 am

There are no manual integrations or false positives in this file.

Quantitation Report (QT Reviewed)

Data Path : O:\Forensics\Data\airlab9\2022\05\0503DG_N2\
Data File : R0941445.d
Signal(s) : FID1A.ch
Acq On : 3 May 2022 2:43 pm
Operator : AIRLAB9:JT
Sample : WG1633890-1,4,0.5,0.5
Misc : WG1633890,ICAL16772
ALS Vial : 2 Sample Multiplier: 1

Integration File: autoint1.e
Quant Time: May 03 15:06:56 2022
Quant Method : O:\Forensics\Data\airlab9\2022\05\0503DG_N2\DG9_200511.M
Quant Title : Dissolved Gases
QLast Update : Tue May 12 07:13:18 2020
Response via : Initial Calibration
Integrator: ChemStation

Volume Inj. :
Signal Phase :
Signal Info :

Sub List : Default - All compounds listed

	Compound	R.T.	Response	Conc	Units
Target Compounds					
1)	methane	1.179	6619023	47.300	ug/L
2)	ethene	4.199	11174232	78.384	ug/L
3)	acetylene	4.917	2092859	70.393	ug/L
4)	ethane	5.077	13051342	82.913	ug/L
5)	propene	7.882	14963230	117.961	ug/L
6)	propane	8.026	18724449	125.565	ug/L
7)	butane	9.818	23683279	162.949	ug/L

(f)=RT Delta > 1/2 Window (m)=manual int.

Quantitation Report (QT Reviewed)

Data Path : O:\Forensics\Data\airlab9\2022\05\0503DG_N2\
Data File : R0941445.d
Signal(s) : FID1A.ch
Acq On : 3 May 2022 2:43 pm
Operator : AIRLAB9:JT
Sample : WG1633890-1,4,0.5,0.5
Misc : WG1633890,ICAL16772
ALS Vial : 2 Sample Multiplier: 1

Integration File: autoint1.e
Quant Time: May 03 15:06:56 2022
Quant Method : O:\Forensics\Data\airlab9\2022\05\0503DG_N2\DG9_200511.M
Quant Title : Dissolved Gases
QLast Update : Tue May 12 07:13:18 2020
Response via : Initial Calibration
Integrator: ChemStation

Volume Inj. :
Signal Phase :
Signal Info :

Sub List : Default - All compounds listed

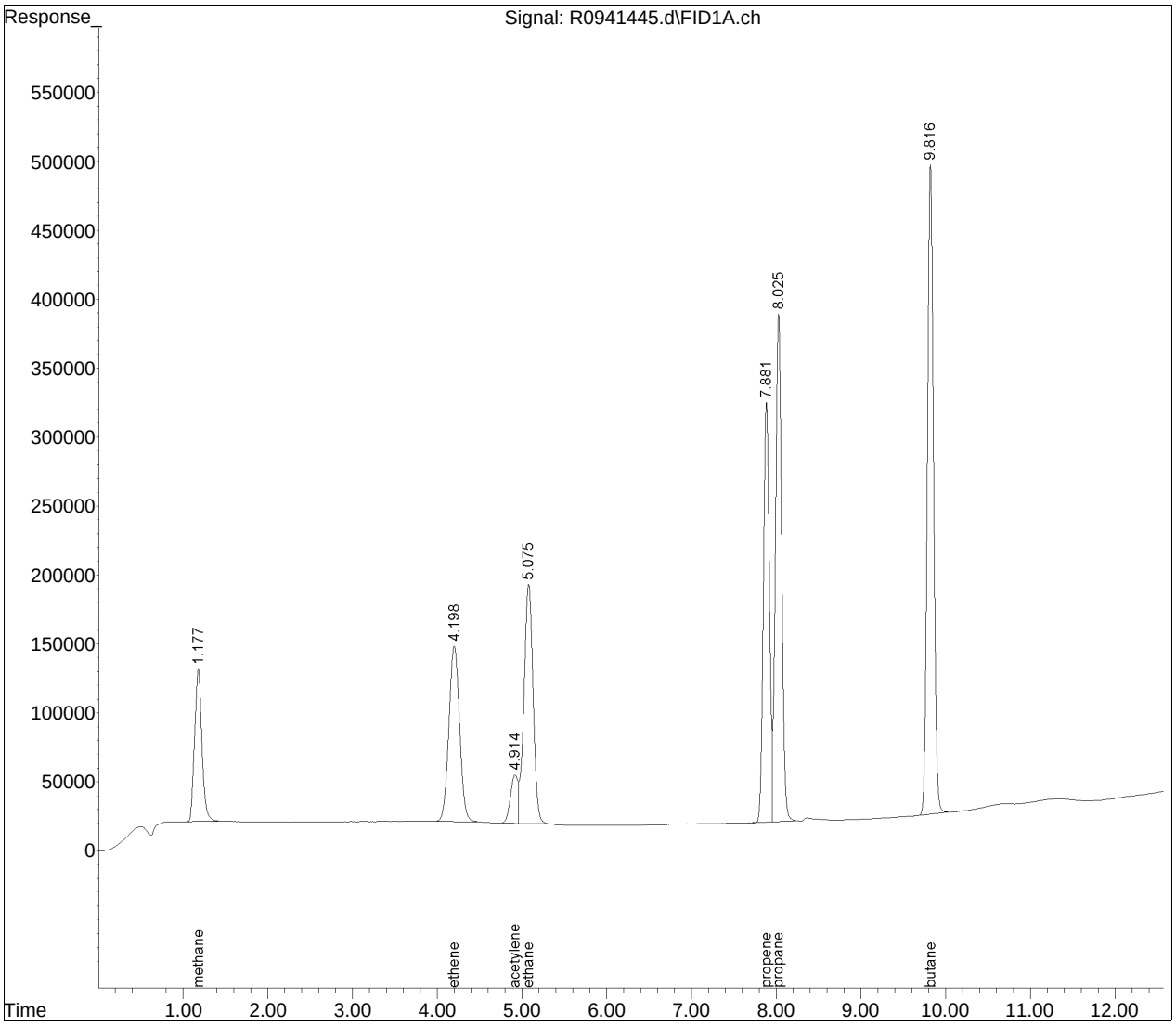

Manual Integration Report

Data Path	: O:\Forensics\Data\airlab9\	QMethod	: DG9_200511.M
Data File	: R0941445.d	Operator	: AIRLAB9:JT
Date Inj'd	: 5/3/2022 2:43 pm	Instrument	: Airlab9
Sample	: WG1633890-1,4,0.5,0.5	Quant Date	: 5/3/2022 3:06 pm

There are no manual integrations or false positives in this file.

Volatiles Raw QC Data

Quantitation Report (QT Reviewed)

Data Path : O:\Forensics\Data\airlab9\2022\05\0503DG_N2\
Data File : R0941446.d
Signal(s) : FID1A.ch
Acq On : 3 May 2022 3:08 pm
Operator : AIRLAB9:JT
Sample : WG1633890-3,4,0.5,0.5
Misc : WG1633890,ICAL16772
ALS Vial : 3 Sample Multiplier: 1

Integration File: autoint1.e
Quant Time: May 03 15:23:31 2022
Quant Method : O:\Forensics\Data\airlab9\2022\05\0503DG_N2\DG9_200511.M
Quant Title : Dissolved Gases
QLast Update : Tue May 12 07:13:18 2020
Response via : Initial Calibration
Integrator: ChemStation

Volume Inj. :
Signal Phase :
Signal Info :

Sub List : Default - All compounds listed

	Compound	R.T.	Response	Conc	Units	
Target Compounds						
1)	methane	0.000	0	N.D.	ug/L	
2)	ethene	0.000	0	N.D.	ug/L	
3)	acetylene	0.000	0	N.D.	ug/L	
4)	ethane	0.000	0	N.D.	ug/L	
5)	propene	7.837	115383	0.910	ug/L	M2
6)	propane	7.977	135482	0.909	ug/L	M2
7)	butane	9.809	128275	0.883	ug/L	M2

(f)=RT Delta > 1/2 Window (m)=manual int.

Quantitation Report (QT Reviewed)

Data Path : O:\Forensics\Data\airlab9\2022\05\0503DG_N2\
Data File : R0941446.d
Signal(s) : FID1A.ch
Acq On : 3 May 2022 3:08 pm
Operator : AIRLAB9:JT
Sample : WG1633890-3,4,0.5,0.5
Misc : WG1633890,ICAL16772
ALS Vial : 3 Sample Multiplier: 1

Integration File: autoint1.e
Quant Time: May 03 15:23:31 2022
Quant Method : O:\Forensics\Data\airlab9\2022\05\0503DG_N2\DG9_200511.M
Quant Title : Dissolved Gases
QLast Update : Tue May 12 07:13:18 2020
Response via : Initial Calibration
Integrator: ChemStation

Volume Inj. :
Signal Phase :
Signal Info :

Sub List : Default - All compounds listed

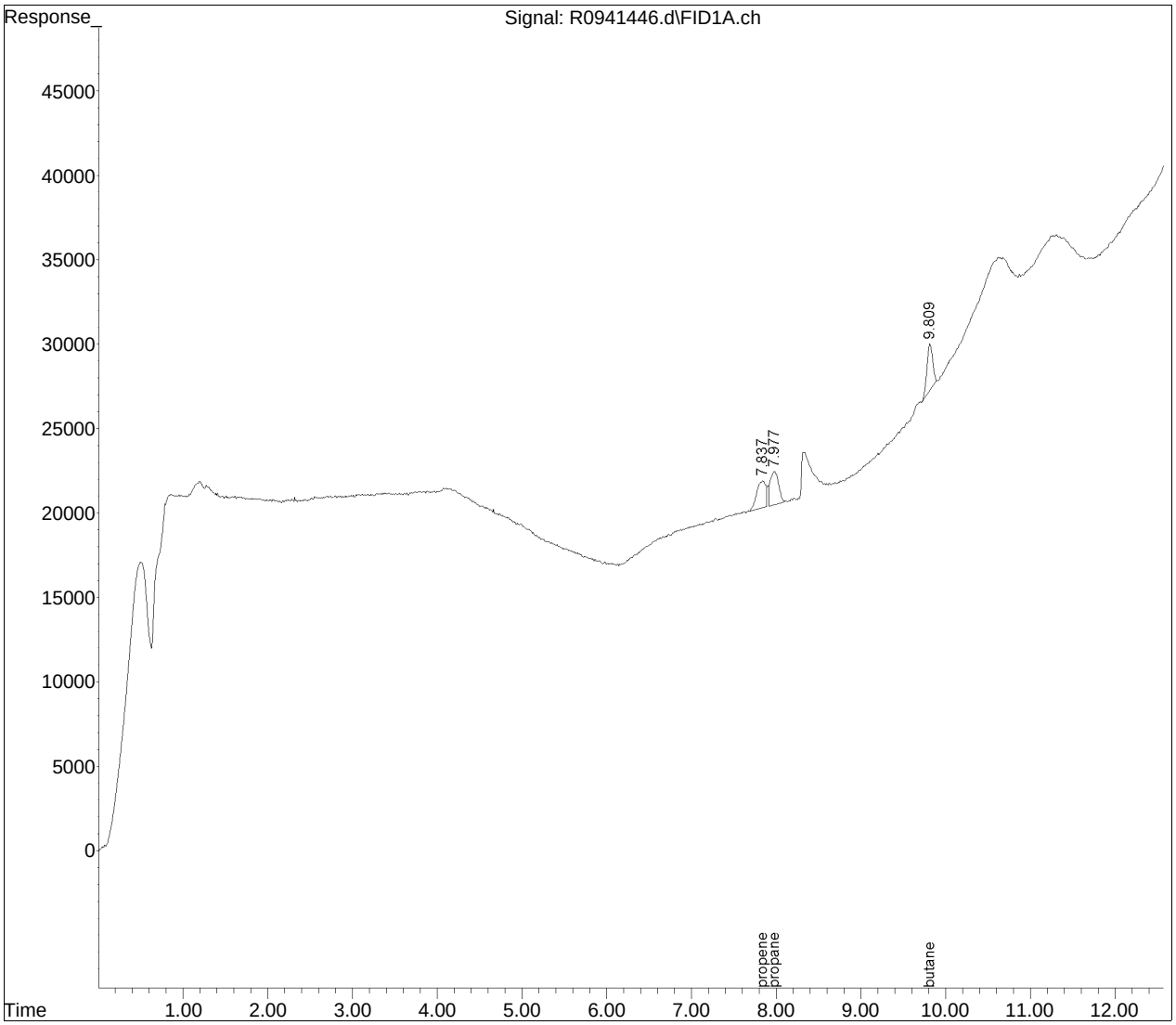

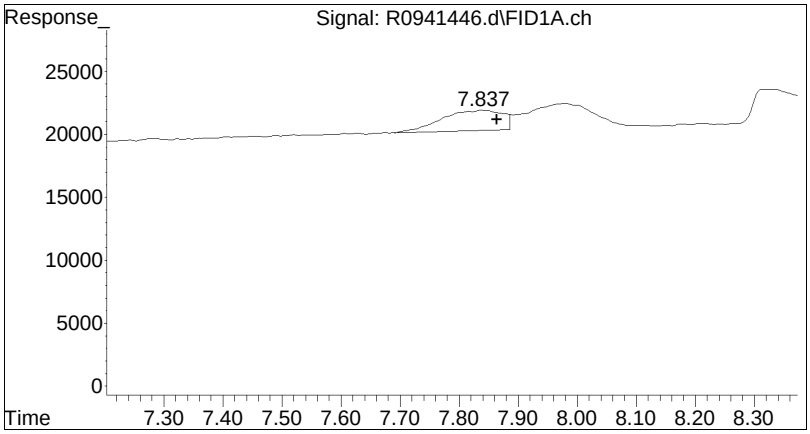

#5 propene

R.T.:	7.837 min
Delta R.T.:	-0.027 min
Response:	115383
Conc:	0.91 ug/L M2

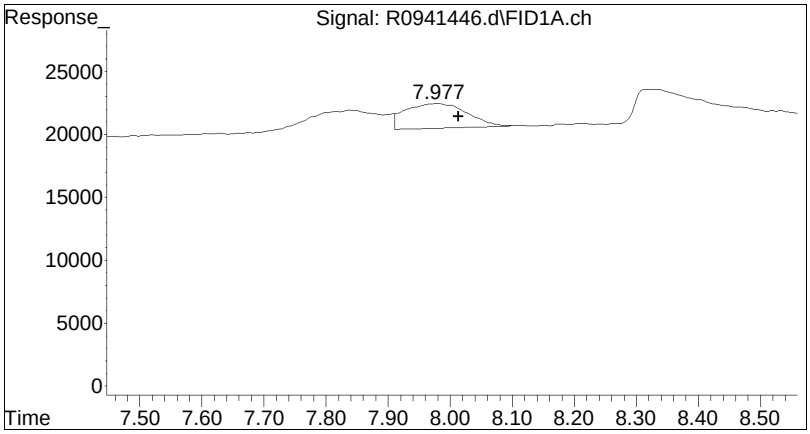

#6 propane

R.T.:	7.977 min
Delta R.T.:	-0.036 min
Response:	135482
Conc:	0.91 ug/L M2

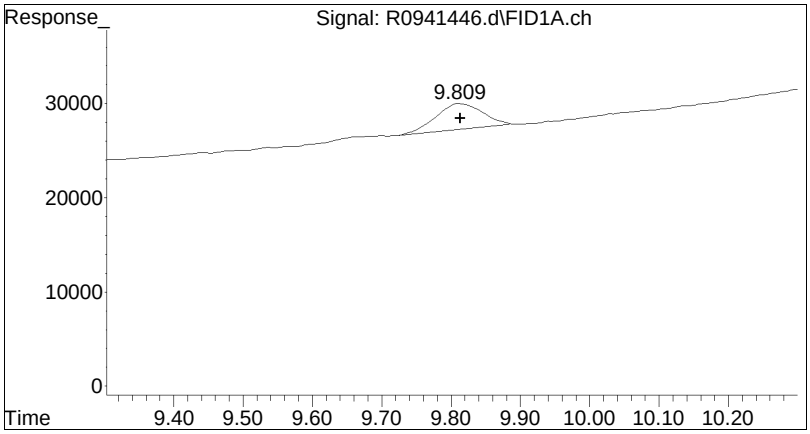

#7 butane

R.T.:	9.809 min
Delta R.T.:	-0.004 min
Response:	128275
Conc:	0.88 ug/L M2

Manual Integration Report

Data Path : O:\Forensics\Data\airlab9\QMethod : DG9_200511.M
Data File : R0941446.d Operator : AIRLAB9:JT
Date Inj'd : 5/3/2022 3:08 pm Instrument : Airlab9
Sample : WG1633890-3,4,0.5,0.5 Quant Date : 5/3/2022 3:23 pm

Compound #5: propene

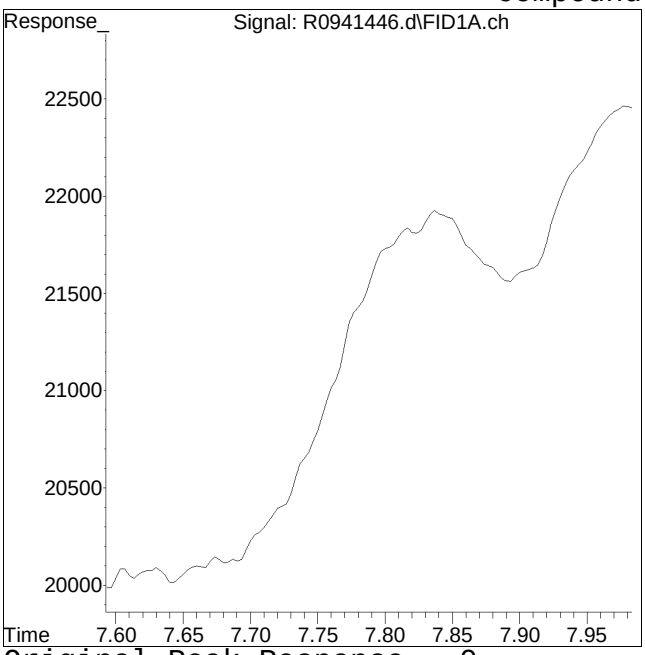

Original Peak Response = 0

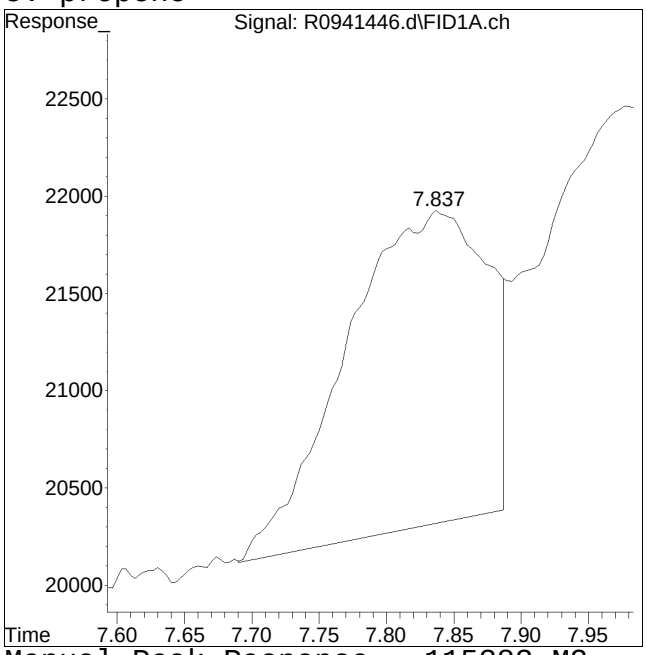

Manual Peak Response = 115383 M2

M2 = Peak not found by automatic integration algorithm.

Manual Integration Report

Data Path : O:\Forensics\Data\airlab9\QMethod : DG9_200511.M
Data File : R0941446.d Operator : AIRLAB9:JT
Date Inj'd : 5/3/2022 3:08 pm Instrument : Airlab9
Sample : WG1633890-3,4,0.5,0.5 Quant Date : 5/3/2022 3:23 pm

Compound #6: propane

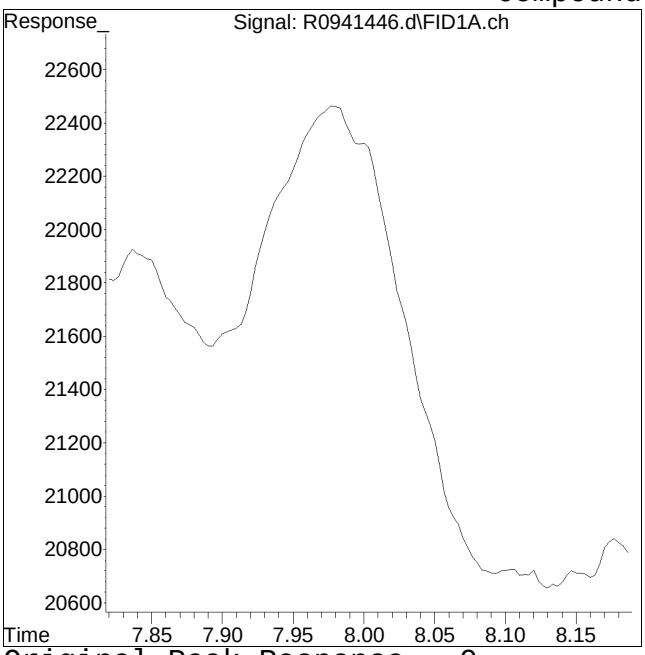

Original Peak Response = 0

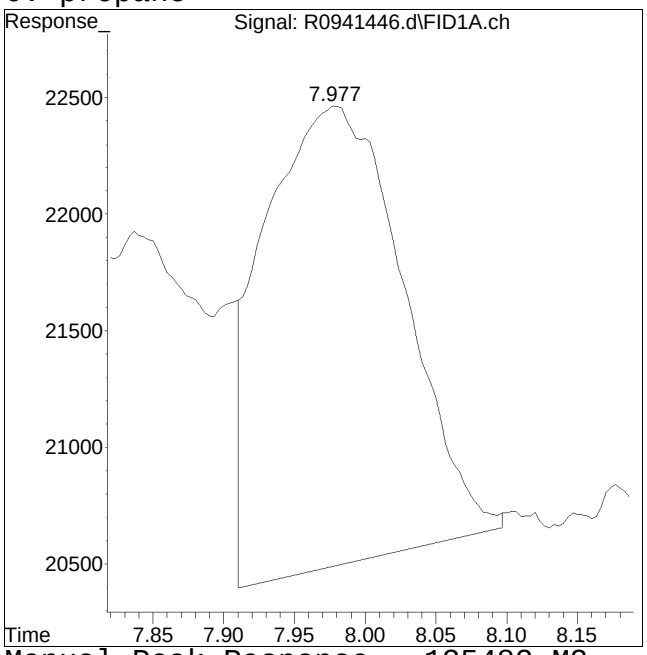

Manual Peak Response = 135482 M2

M2 = Peak not found by automatic integration algorithm.

Manual Integration Report

Data Path : O:\Forensics\Data\airlab9\QMethod : DG9_200511.M
Data File : R0941446.d Operator : AIRLAB9:JT
Date Inj'd : 5/3/2022 3:08 pm Instrument : Airlab9
Sample : WG1633890-3,4,0.5,0.5 Quant Date : 5/3/2022 3:23 pm

Compound #7: butane

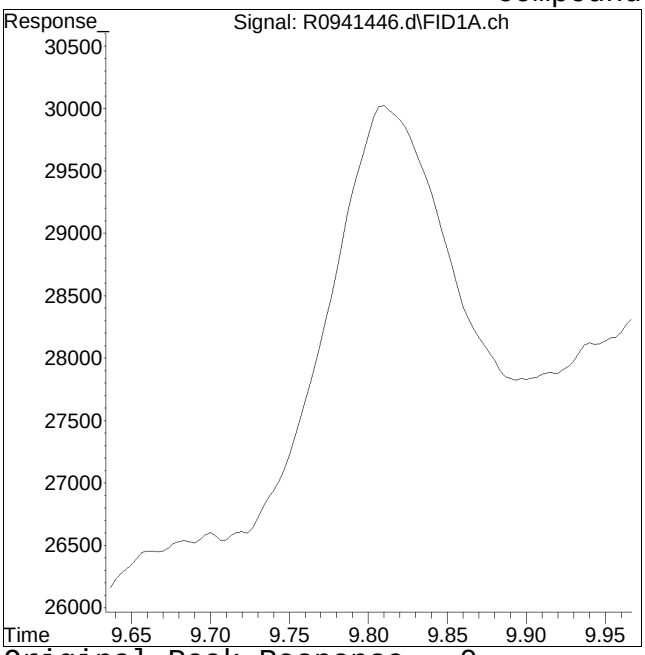

Original Peak Response = 0

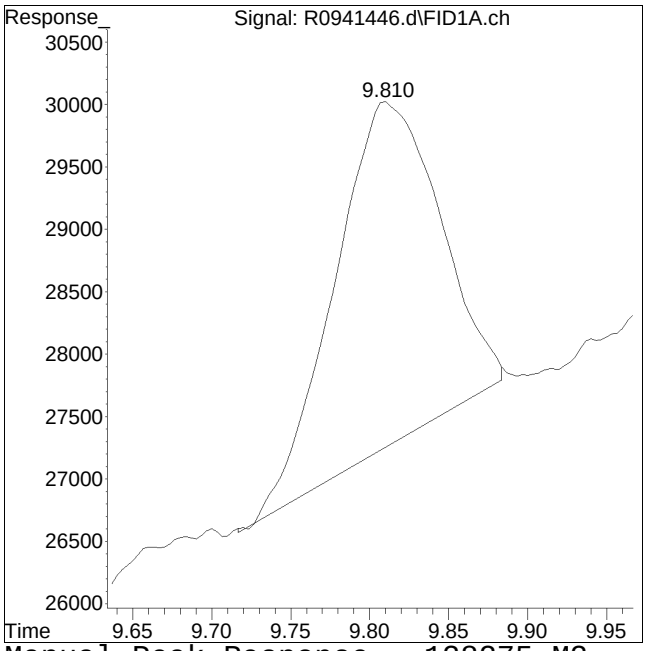

Manual Peak Response = 128275 M2

M2 = Peak not found by automatic integration algorithm.

Evaluate Continuing Calibration Report

Data Path : O:\Forensics\Data\airlab9\2022\05\0503DG_N2\
Data File : R0941445.d
Signal(s) : FID1A.ch
Acq On : 3 May 2022 2:43 pm
Operator : AIRLAB9:JT
Sample : WG1633890-2,4,0.5,0.5
Misc : WG1633890,ICAL16772
ALS Vial : 2 Sample Multiplier: 1

Integration File: autoint1.e
Quant Time: May 03 15:06:56 2022
Quant Method : O:\Forensics\Data\airlab9\2022\05\0503DG_N2\DG9_200511.M
Quant Title : Dissolved Gases
QLast Update : Tue May 12 07:13:18 2020
Response via : Initial Calibration
Integrator: ChemStation

Volume Inj. :
Signal Phase :
Signal Info :

Min. RRF : 0.000 Min. Rel. Area : 80% Max. R.T. Dev 0.50min
Max. RRF Dev : 20% Max. Rel. Area : 120%

	Compound	Amount	Calc.	%Dev	Area%	Dev(Min)
1	methane	54.600	47.300	13.4	85	0.00
2	ethene	95.500	78.384	17.9	89	0.05
3	acetylene	88.700	70.393	20.6#	82	0.05
4	ethane	102.000	82.913	18.7	89	0.05
5	propene	143.000	117.961	17.5	95	0.02
6	propane	150.000	125.565	16.3	95	0.01
7	butane	198.000	162.949	17.7	97	0.00

Evaluate Continuing Calibration Report - Not Founds

* Evaluation of CC level amount vs concentration.
(#) = Out of Range SPCC's out = 0 CCC's out = 0

Quantitation Report (QT Reviewed)

Data Path : O:\Forensics\Data\airlab9\2022\05\0503DG_N2\
Data File : R0941445.d
Signal(s) : FID1A.ch
Acq On : 3 May 2022 2:43 pm
Operator : AIRLAB9:JT
Sample : WG1633890-2,4,0.5,0.5
Misc : WG1633890,ICAL16772
ALS Vial : 2 Sample Multiplier: 1

Integration File: autoint1.e
Quant Time: May 03 15:06:56 2022
Quant Method : O:\Forensics\Data\airlab9\2022\05\0503DG_N2\DG9_200511.M
Quant Title : Dissolved Gases
QLast Update : Tue May 12 07:13:18 2020
Response via : Initial Calibration
Integrator: ChemStation

Volume Inj. :
Signal Phase :
Signal Info :

Sub List : Default - All compounds listed

	Compound	R.T.	Response	Conc	Units
Target Compounds					
1)	methane	1.179	6619023	47.300	ug/L
2)	ethene	4.199	11174232	78.384	ug/L
3)	acetylene	4.917	2092859	70.393	ug/L
4)	ethane	5.077	13051342	82.913	ug/L
5)	propene	7.882	14963230	117.961	ug/L
6)	propane	8.026	18724449	125.565	ug/L
7)	butane	9.818	23683279	162.949	ug/L

(f)=RT Delta > 1/2 Window (m)=manual int.

Quantitation Report (QT Reviewed)

Data Path : O:\Forensics\Data\airlab9\2022\05\0503DG_N2\
Data File : R0941445.d
Signal(s) : FID1A.ch
Acq On : 3 May 2022 2:43 pm
Operator : AIRLAB9:JT
Sample : WG1633890-2,4,0.5,0.5
Misc : WG1633890,ICAL16772
ALS Vial : 2 Sample Multiplier: 1

Integration File: autoint1.e
Quant Time: May 03 15:06:56 2022
Quant Method : O:\Forensics\Data\airlab9\2022\05\0503DG_N2\DG9_200511.M
Quant Title : Dissolved Gases
QLast Update : Tue May 12 07:13:18 2020
Response via : Initial Calibration
Integrator: ChemStation

Volume Inj. :
Signal Phase :
Signal Info :

Sub List : Default - All compounds listed

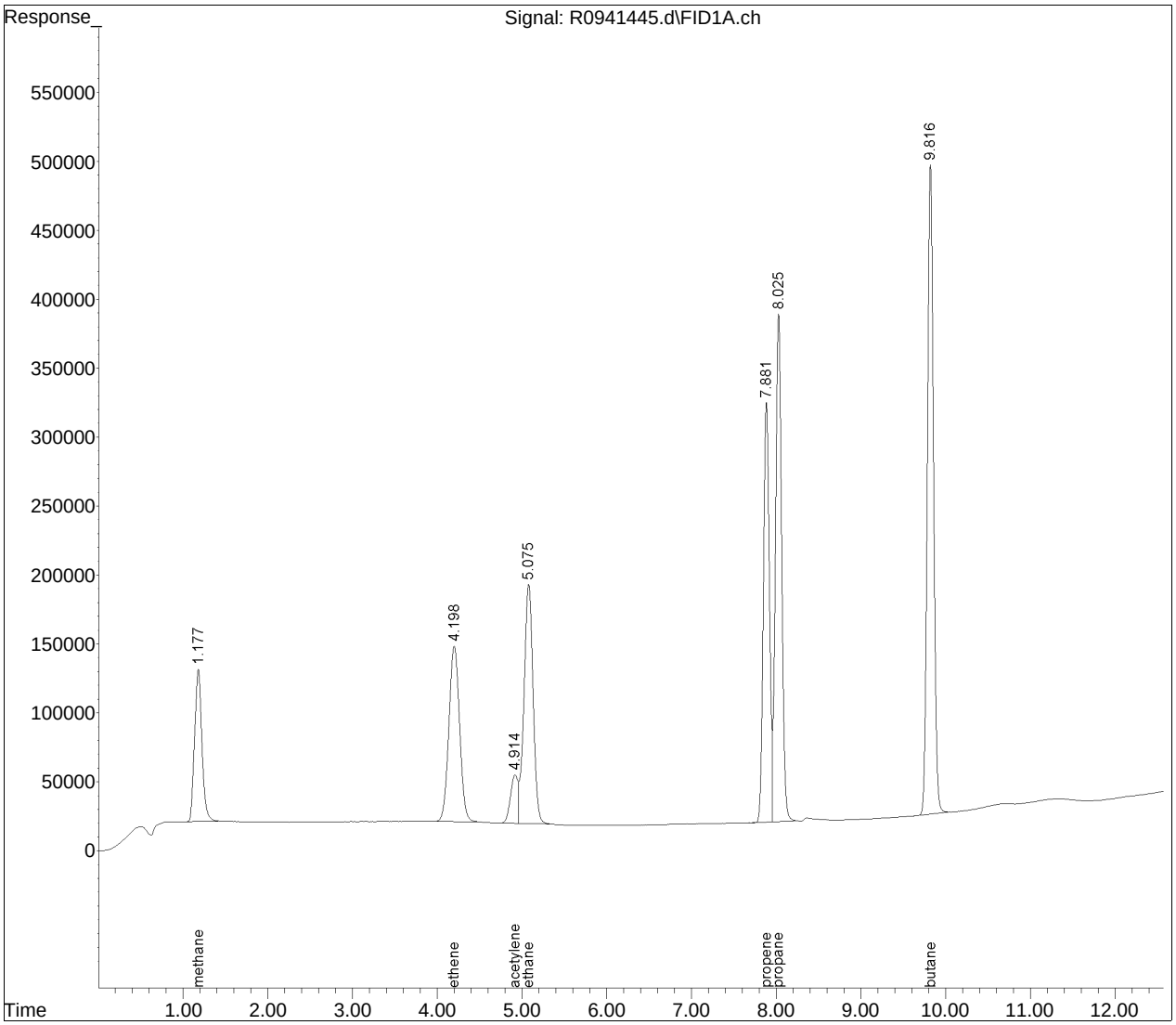

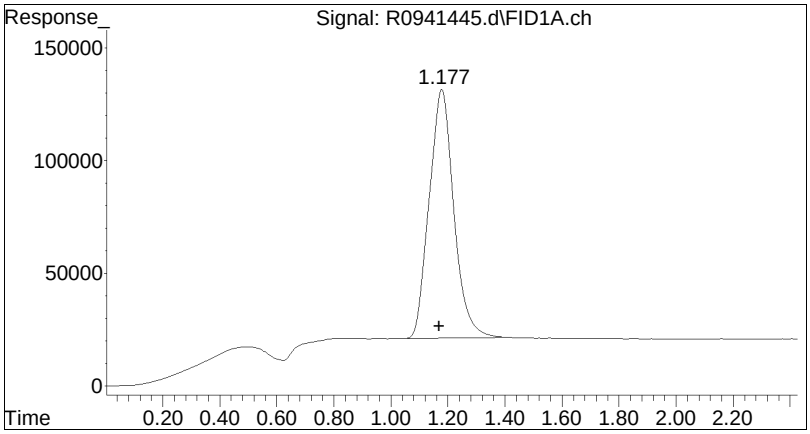

#1 methane

R.T.:	1.179 min
Delta R.T.:	0.009 min
Response:	6619023
Conc:	47.30 ug/L

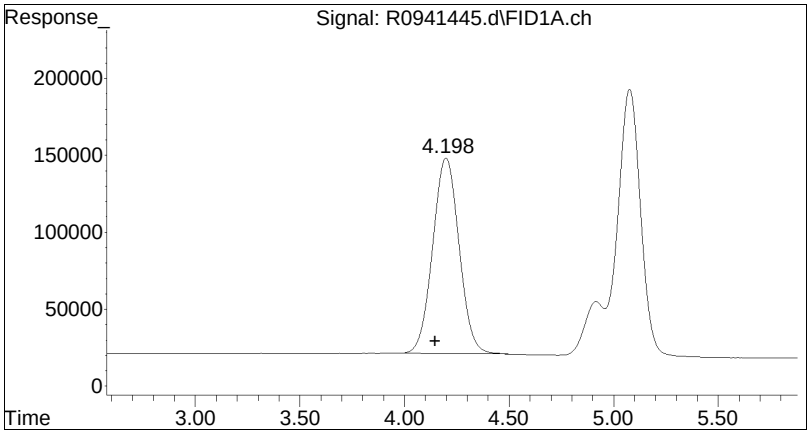

#2 ethene

R.T.:	4.199 min
Delta R.T.:	0.052 min
Response:	11174232
Conc:	78.38 ug/L

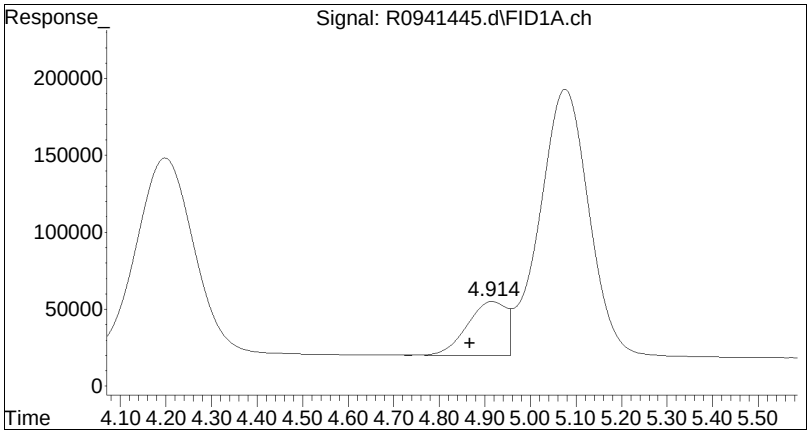

#3 acetylene

R.T.:	4.917 min
Delta R.T.:	0.050 min
Response:	2092859
Conc:	70.39 ug/L

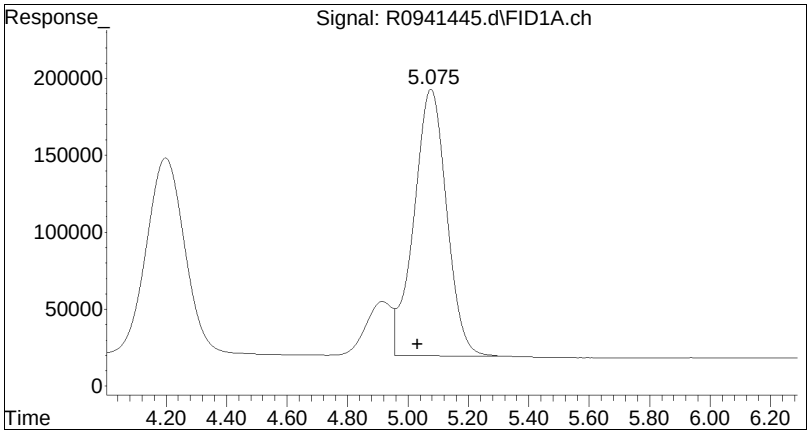

#4 ethane

R.T.:	5.077 min
Delta R.T.:	0.045 min
Response:	13051342
Conc:	82.91 ug/L

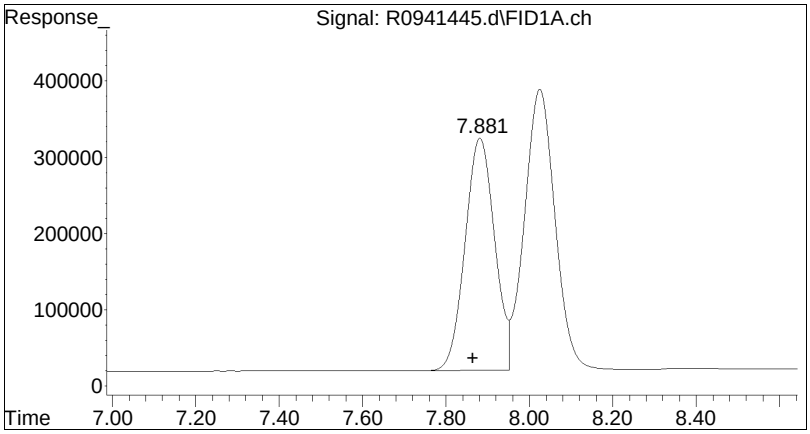

#5 propene

R.T.: 7.882 min
Delta R.T.: 0.018 min
Response: 14963230
Conc: 117.96 ug/L

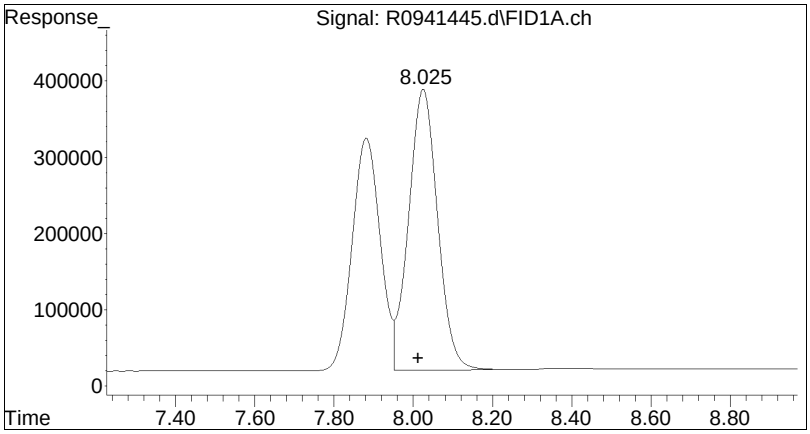

#6 propane

R.T.: 8.026 min
Delta R.T.: 0.013 min
Response: 18724449
Conc: 125.57 ug/L

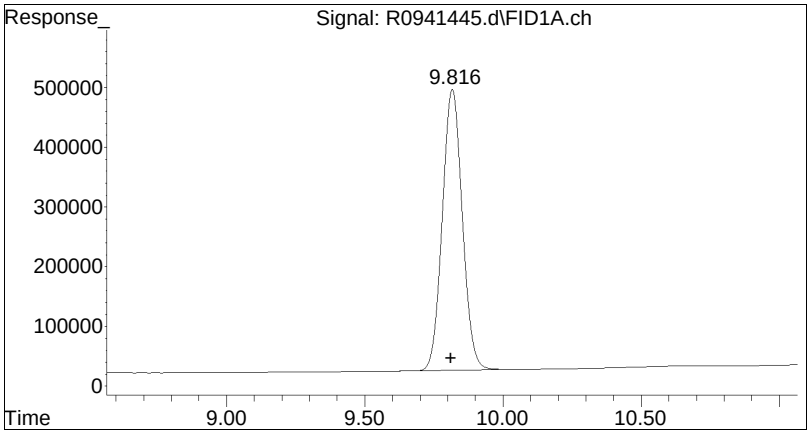

#7 butane

R.T.: 9.818 min
Delta R.T.: 0.005 min
Response: 23683279
Conc: 162.95 ug/L

Manual Integration Report

Data Path	: O:\Forensics\Data\airlab9\	QMethod	: DG9_200511.M
Data File	: R0941445.d	Operator	: AIRLAB9:JT
Date Inj'd	: 5/3/2022 2:43 pm	Instrument	: Airlab9
Sample	: WG1633890-2,4,0.5,0.5	Quant Date	: 5/3/2022 3:06 pm

There are no manual integrations or false positives in this file.

Quantitation Report (QT Reviewed)

Data Path : O:\Forensics\Data\airlab9\2022\05\0503DG_N2\
Data File : R0941457.d
Signal(s) : FID1A.ch
Acq On : 3 May 2022 6:42 pm
Operator : AIRLAB9:JT
Sample : WG1633890-4,4,0.5,0.5
Misc : WG1633890,ICAL16772
ALS Vial : 14 Sample Multiplier: 1

Integration File: autoint1.e
Quant Time: May 04 08:18:36 2022
Quant Method : O:\Forensics\Data\airlab9\2022\05\0503DG_N2\DG9_200511.M
Quant Title : Dissolved Gases
QLast Update : Tue May 12 07:13:18 2020
Response via : Initial Calibration
Integrator: ChemStation

Volume Inj. :
Signal Phase :
Signal Info :

Sub List : MEE - All compounds listed

	Compound	R.T.	Response	Conc	Units	
Target Compounds						
1)	methane	1.176	18412755	131.578	ug/L	M4
2)	ethene	4.206	12277768	86.125	ug/L	
4)	ethane	5.081	14402800	91.498	ug/L	M6

(f)=RT Delta > 1/2 Window (m)=manual int.

Quantitation Report (QT Reviewed)

Data Path : O:\Forensics\Data\airlab9\2022\05\0503DG_N2\
Data File : R0941457.d
Signal(s) : FID1A.ch
Acq On : 3 May 2022 6:42 pm
Operator : AIRLAB9:JT
Sample : WG1633890-4,4,0.5,0.5
Misc : WG1633890,ICAL16772
ALS Vial : 14 Sample Multiplier: 1

Integration File: autoint1.e
Quant Time: May 04 08:18:36 2022
Quant Method : O:\Forensics\Data\airlab9\2022\05\0503DG_N2\DG9_200511.M
Quant Title : Dissolved Gases
QLast Update : Tue May 12 07:13:18 2020
Response via : Initial Calibration
Integrator: ChemStation

Volume Inj. :
Signal Phase :
Signal Info :

Sub List : MEE - All compounds listed

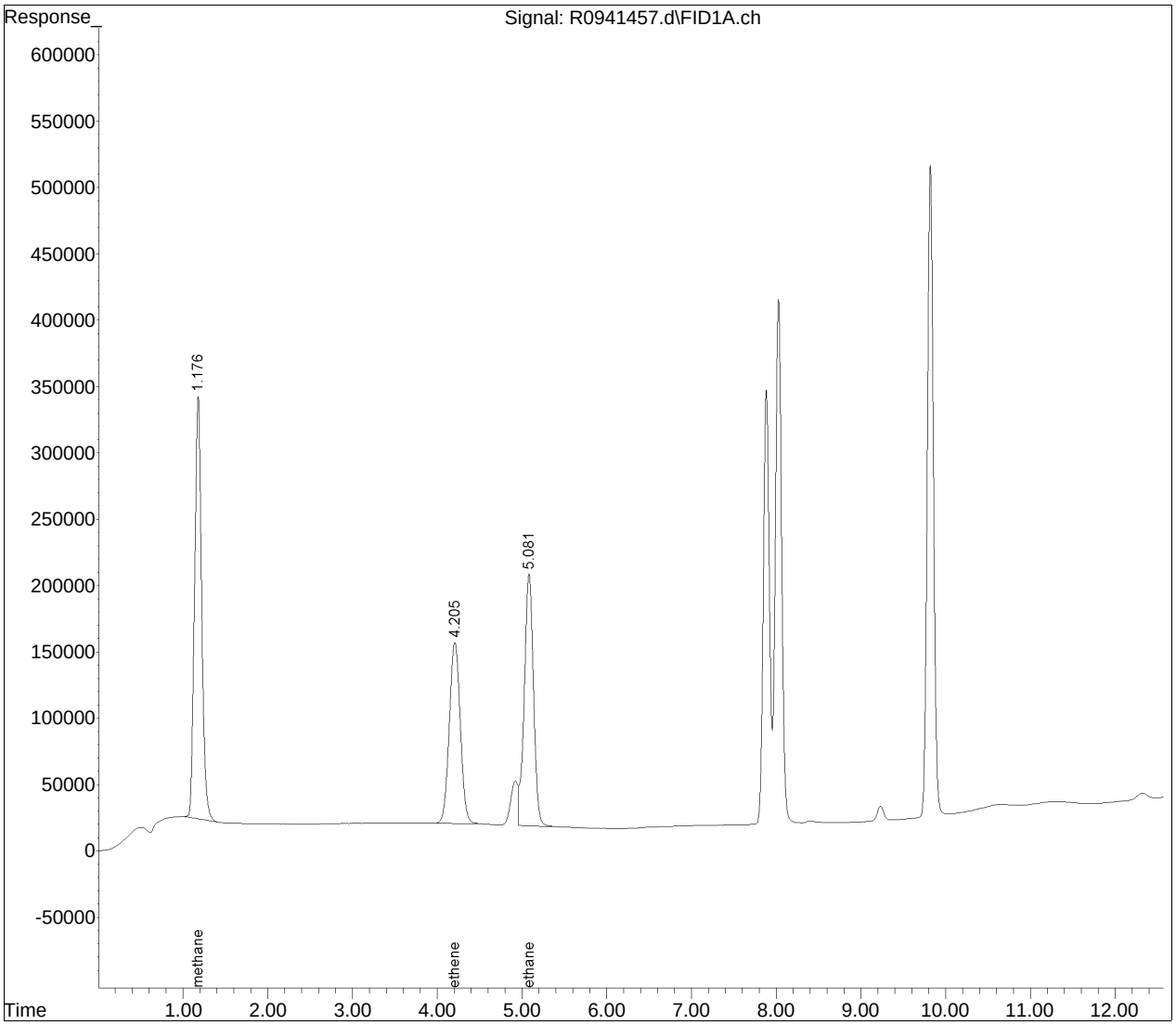

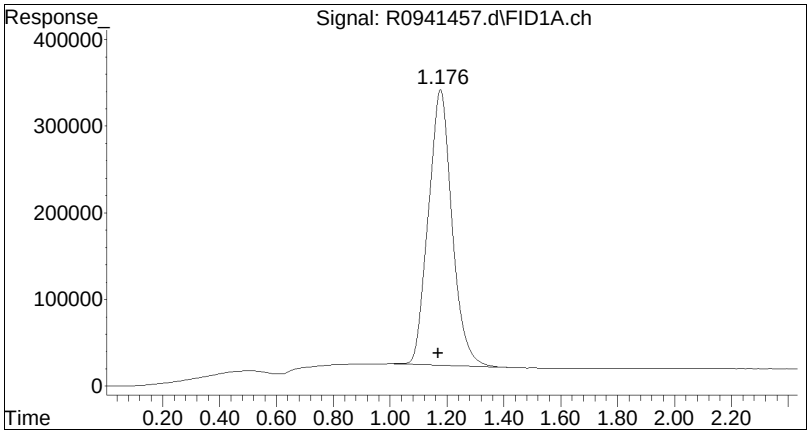

#1 methane

R.T.: 1.176 min
Delta R.T.: 0.006 min
Response: 18412755
Conc: 131.58 ug/L M4

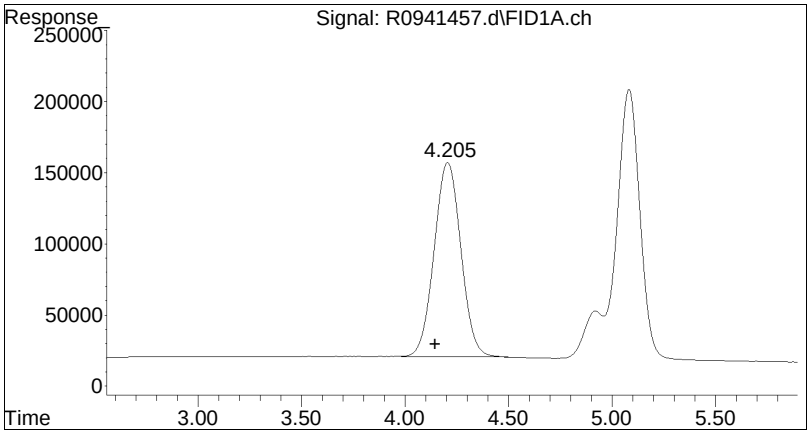

#2 ethene

R.T.:	4.206 min
Delta R.T.:	0.060 min
Response:	12277768
Conc:	86.13 ug/L

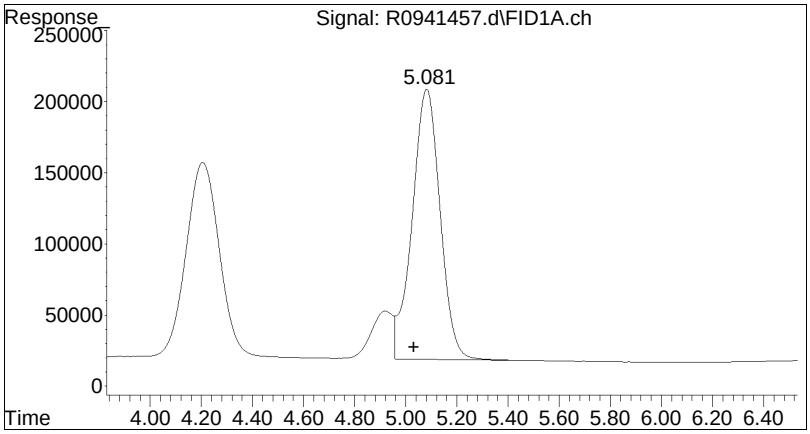

#4 ethane

R.T.:	5.081 min
Delta R.T.:	0.050 min
Response:	14402800
Conc:	91.50 ug/L M6

Manual Integration Report

Data Path : O:\Forensics\Data\airlab9\QMethod : DG9_200511.M
Data File : R0941457.d Operator : AIRLAB9:JT
Date Inj'd : 5/3/2022 6:42 pm Instrument : Airlab9
Sample : WG1633890-4,4,0.5,0.5 Quant Date : 5/4/2022 8:16 am

Compound #1: methane

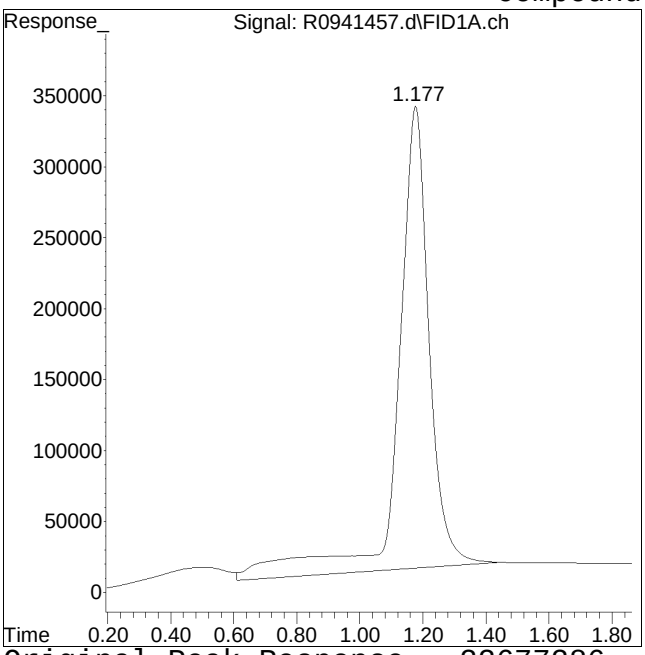

Original Peak Response = 22677286

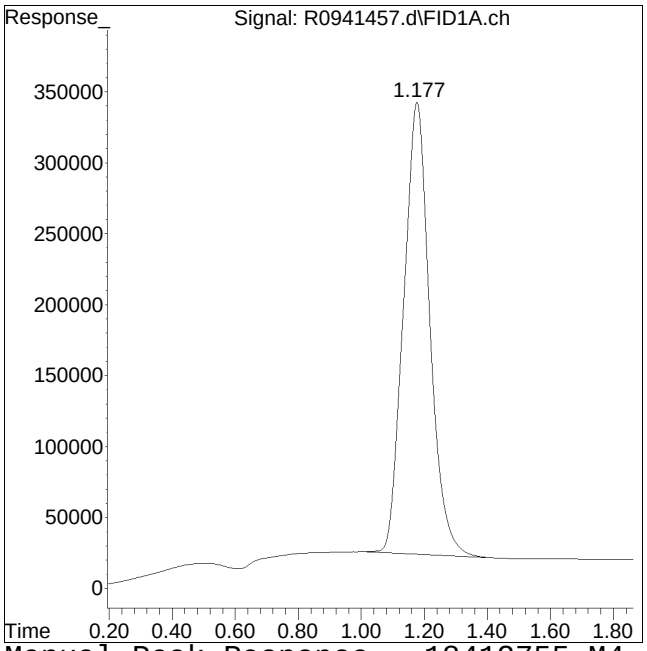

Manual Peak Response = 18412755 M4

M4 = Poor automated baseline construction.

Manual Integration Report

Data Path : O:\Forensics\Data\airlab9\QMethod : DG9_200511.M
Data File : R0941457.d Operator : AIRLAB9:JT
Date Inj'd : 5/3/2022 6:42 pm Instrument : Airlab9
Sample : WG1633890-4,4,0.5,0.5 Quant Date : 5/4/2022 8:16 am

Compound #4: ethane

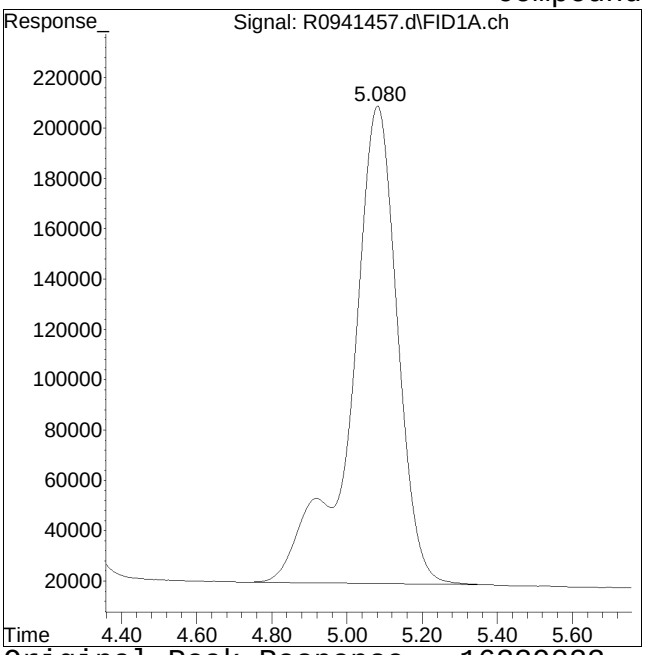

Original Peak Response = 16339033

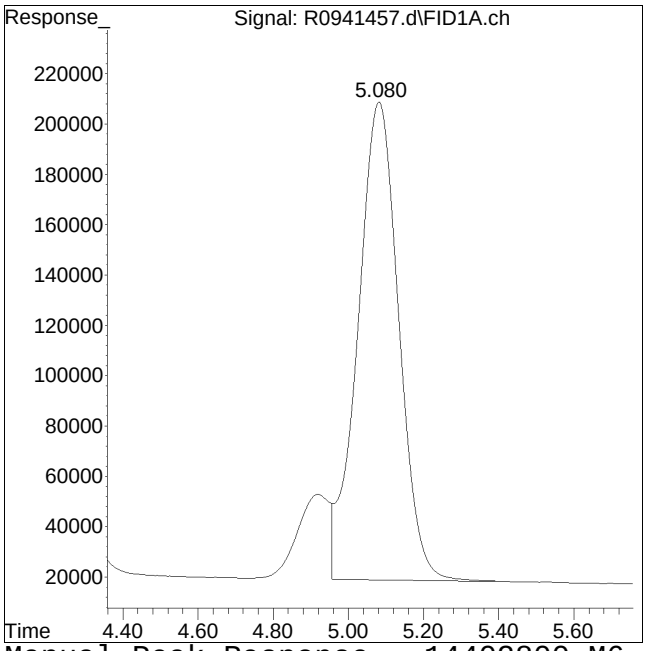

Manual Peak Response = 14402800 M6

M6 = Misassignment of peak valley by automated integration (poor split of 2 peaks).

Calculation of Volatile Organic Compounds in Air

The instrument will calculate the concentration (ppbv). If the sample is diluted (DF), the result is multiplied by the DF to generate the final result.

Result, ppbv = C_s x DF
Where:
C_s = Concentration of sample (ppbv)
DF = Dilution Factor

Calculation of Instrument Dilution Factor

For dilutions, smaller sample volumes (< 250mL) are analyzed. The smallest volume that can be analyzed with accuracy is 10 mL.

Samples that arrive at the laboratory with pressures below -15 inches Hg must be pressurized with zero air to greater than -15 inches Hg. This pressurization results in a dilution factor.

Calculation of Dilution Factor
$DF = V_{cf} / V_{ci}$
Where:
V_{ci} = volume of air in canister prior to pressurization, L
P =

Conversion of ppbv to ug/m^3
ug/m^3 = (ppbv) * MW / 24.47
Where:
24.47 = molar gas constant (g/g-mole)
MW = molecular weight of the compound of interest

Dilution Factor for Pressurization of Subatmospheric Samples: Three Steps

Step 1: Calculate the volume in the canister prior to pressurization (Assume a 2.7 liter canister is used).

Dilution Factor for Pressurization of Subatmospheric Samples: Three Steps

Step 1: Calculate the volume in the canister prior to pressurization (Assume a 2.7 liter canister is used).

$V_{ci} = 2.7 * Pl/14.696$

Step 2: Calculate the volume in the canister after pressurization.

$V_{cf} = 2.7 * PF/14.696$

Step 3: Calculate the dilution factor.

$DF = V_{cf} / V_{ci}$

Where:

V_{ci} = volume of air in canister prior to pressurization, L
PI = pressure reading of canister prior to pressurization (psia)
V_{cf} = volume of air in canister after pressurization, L
PF = pressure reading of canister after pressurization (psia)
DF = dilution factor
14.696 = atmospheric pressure (psia)

ALPHA ANALYTICAL LABORATORIES, INC.

Alpha WORK GROUP REPORT (wk02)

May 04 2022, 03:42 pm

Work Group: WG1633890 for Department: 4 Gas Chromatography

Created: 03-MAY-22 Due: Operator: JT

Sample	Client ID	C	Product	Matrix	Stat	UA	HOLD	DUE	PR	Location
L2222369-01	MW-10	S	DISSGAS	WATER	DONE	U	0512	0504	S0	Vial-B-20
L2222369-02	MW-20	S	DISSGAS	WATER	DONE	U	0512	0504	S0	Vial-B-20
L2222369-03	MW-24I	S	DISSGAS	WATER	DONE	U	0512	0504	S0	Vial-B-20
L2222369-04	MW-D2	S	DISSGAS	WATER	DONE	U	0512	0504	S0	Vial-B-20
L2222369-05	DUP-04282022	S	DISSGAS	WATER	DONE	U	0512	0504	S0	Vial-B-20
L2222369-06	FB-04282022	S	DISSGAS	WATER	DONE	U	0512	0504	S0	Vial-B-20
L2222594-01	MW-25I	S	DISSGAS	WATER	DONE	U	0513	0505	S0	Vial-B-20
L2222594-02	MW-23	S	DISSGAS	WATER	DONE	U	0513	0505	S0	Vial-B-20
L2222594-03	MW-2I	S	DISSGAS	WATER	DONE	U	0513	0505	S0	Vial-B-20
L2222594-04	MW-D2I	S	DISSGAS	WATER	DONE	U	0513	0505	S0	Vial-B-20
WG1633890-1	Continuing Calibrati	S	DISSGAS	WATER	DONE	U				
WG1633890-2	Laboratory Control S	S	DISSGAS	WATER	DONE	U				
WG1633890-3	Laboratory Method Bl	S	DISSGAS	WATER	DONE	U				
WG1633890-4	Matrix Spike	S	DISSGAS	WATER	DONE	U				
WG1633890-5	Matrix Spike Duplica	S	DISSGAS	WATER	DONE	U				
WG1633890-6	Continuing Calibrati	S	DISSGAS	WATER	DONE	U				

Comments:

WG1633890-4	L2222369-01
WG1633890-5	L2222369-01

Alpha Analytical Air Lab
Instrument Run Log

Instrument ID: Airlab9

Date: 05/11/2020_I

Analyst Initials: AW/AR

ICAL LOT #: CSS20-001

LCS LOT #: CSS19-009

EM Voltage: NA

pH LOT#: 10BDH5291

DISSGAS ICAL#: 16682

DISSGAS-CO2 ICAL#: 14290

Position #	Sample ID	Acquisition Method	Data File ID	Misc Info	Comment
1	BLANK	DISSGAS	R0932149	BLANK	
2	IDISSGASSTD01	DISSGAS	R0932150	5X OF STD02	
2	IDISSGASSTD02	DISSGAS	R0932151	350 uL of SS20-016B	
3	IDISSGASSTD03	DISSGAS	R0932152	2X OF STD04	
3	IDISSGASSTD04	DISSGAS	R0932153	125 uL of SS20-016A	
4	IDISSGASSTD05	DISSGAS	R0932154	5X OF STD07	
4	IDISSGASSTD06	DISSGAS	R0932155	2X OF STD07	
4	IDISSGASSTD07	DISSGAS	R0932156	5000 uL of SS20-016A	
5	IDISSGASSTD08	DISSGAS	R0932157	500 uL of CSS18-008	
6	BLANK	DISSGAS	R0932158	BLANK	
7	CDISSGASTD04	DISSGAS	R0932159	125 uL of CSS19-019	

Alpha Analytical Air Lab
Instrument Run Log

Alpha Analytical Air Lab
Instrument Run Log

L Instrument ID: Airlab9

Date: 05/03/22

Analyst Initials: BB

ICAL LOT #: SS21-026A

LCS LOT #: CSS21-013

EM Voltage: NA

pH LOT#: 10BDH3101

DISSGAS ICAL#: 16772

DISSGAS-CO2 ICAL#: 16789

Position #	Sample ID	Acquisition Method	Data File ID	Misc Info	Comment
1	BLANK	DISSGAS-E	R0941444	WG1633890,ICAL16772	BLANK
2	CCAL	DISSGAS	R0941445	WG1633890,ICAL16772	CCAL
3	BLANK	DISSGAS	R0941446	WG1633890,ICAL16772	BLANL
4	L2222369-06,4,0.5,0.5	DISSGAS	R0941447	WG1633890,ICAL16772	pH<2
5	L2222369-01,4,0.5,0.5	DISSGAS	R0941448	WG1633890,ICAL16772	pH<2
6	L2222369-02,4,0.5,0.5	DISSGAS	R0941449	WG1633890,ICAL16772	pH<2
7	L2222369-03,4,0.5,0.5	DISSGAS	R0941450	WG1633890,ICAL16772	pH<2
8	L2222369-04,4,0.5,0.5	DISSGAS	R0941451	WG1633890,ICAL16772	pH<2
9	L2222369-05,4,0.5,0.5	DISSGAS	R0941452	WG1633890,ICAL16772	pH<2
10	L2222594-01,4,0.5,0.5	DISSGAS	R0941453	WG1633890,ICAL16772	pH<2
11	L2222594-02,4,0.5,0.5	DISSGAS	R0941454	WG1633890,ICAL16772	pH<2
12	L2222594-03,4,0.5,0.5	DISSGAS	R0941455	WG1633890,ICAL16772	pH<2
13	L2222594-04,4,0.5,0.5	DISSGAS	R0941456	WG1633890,ICAL16772	pH<2
14	WG1633890-4,4,0.5,0.5	DISSGAS	R0941457	WG1633890,ICAL16772	pH<2
14	WG1633890-5,4,0.5,0.5	DISSGAS	R0941458	WG1633890,ICAL16772	pH<2
15	CCAL	DISSGAS	R0941459	WG1633890,ICAL16772	CCAL
16	CCAL	DISSGAS	R0941460	WG1633890,ICAL16772	CCAL
18					
19					
20					
21					
22					
23					

GC/MS 8260
Analysis

Volatiles QC Summary

Surrogate Recovery Summary
Form 2
Volatiles

Client: Roux Env. Eng. & Geology, DPC
Project Name: FORMER PFIZER INC SITE B&D

Lab Number: L2222594
Project Number: 0047.0044Y047
Matrix: Water

CLIENT ID (LAB SAMPLE NO.)	SMC1 DCA	SMC2 TOL	SMC3 BFB	SMC4 DBFM	TOT OUT
MW-25I (L2222594-01)	114	94	98	110	0
MW-23 (L2222594-02)	114	93	99	110	0
MW-2I (L2222594-03)	113	96	100	112	0
MW-D2I (L2222594-04D)	112	94	99	111	0
TB-04292022 (L2222594-05)	115	95	101	110	0
WG1633727-3LCS	111	98	98	106	0
WG1633727-4LCSD	112	98	100	106	0
WG1633727-5BLANK	110	95	99	109	0

QC LIMITS

(70-130) DCA = 1,2-DICHLOROETHANE-D4
(70-130) TOL = TOLUENE-D8
(70-130) BFB = 4-BROMOFLUOROBENZENE
(70-130) DBFM = DIBROMOFLUOROMETHANE

*** Values outside of QC limits**

FORM II NYTCL-8260

Laboratory Control Sample Summary
Form 3
Volatiles

Client	: Roux Env. Eng. & Geology, DPC	**Lab Number**	: L2222594
Project Name	: FORMER PFIZER INC SITE B&D	**Project Number**	: 0047.0044Y047
Matrix	: WATER		
LCS Sample ID	: WG1633727-3 **Analysis Date** : 05/02/22 07:03	**File ID**	: V05220502A01
LCSD Sample ID	: WG1633727-4 **Analysis Date** : 05/02/22 07:26	**File ID**	: V05220502A02

	Laboratory Control Sample			Laboratory Control Duplicate					
Parameter	True (ug/l)	Found (ug/l)	%R	True (ug/l)	Found (ug/l)	%R	RPD	Recovery Limits	RPD Limit
Methylene chloride	10	10	100	10	9.8	98	2	70-130	20
1,1-Dichloroethane	10	10	100	10	10	100	0	70-130	20
Chloroform	10	11	110	10	11	110	0	70-130	20
Carbon tetrachloride	10	12	120	10	12	120	0	63-132	20
Tetrachloroethene	10	11	110	10	11	110	0	70-130	20
Chlorobenzene	10	10	100	10	9.9	99	1	75-130	20
1,2-Dichloroethane	10	11	110	10	11	110	0	70-130	20
1,1,1-Trichloroethane	10	12	120	10	12	120	0	67-130	20
Benzene	10	10	100	10	10	100	0	70-130	20
Toluene	10	10	100	10	10	100	0	70-130	20
Ethylbenzene	10	10	100	10	10	100	0	70-130	20
Vinyl chloride	10	10	100	10	9.7	97	3	55-140	20
1,1-Dichloroethene	10	11	110	10	11	110	0	61-145	20
trans-1,2-Dichloroethene	10	10	100	10	10	100	0	70-130	20
Trichloroethene	10	9.3	93	10	9.3	93	0	70-130	20
1,2-Dichlorobenzene	10	10	100	10	10	100	0	70-130	20
1,3-Dichlorobenzene	10	10	100	10	10	100	0	70-130	20
1,4-Dichlorobenzene	10	10	100	10	10	100	0	70-130	20
Methyl tert butyl ether	10	10	100	10	11	110	10	63-130	20
p/m-Xylene	20	21	105	20	21	105	0	70-130	20
o-Xylene	20	21	105	20	21	105	0	70-130	20
cis-1,2-Dichloroethene	10	10	100	10	9.8	98	2	70-130	20
Acetone	10	9.2	92	10	9.4	94	2	58-148	20
2-Butanone	10	9.4	94	10	8.6	86	9	63-138	20
n-Butylbenzene	10	10	100	10	10	100	0	53-136	20
sec-Butylbenzene	10	11	110	10	11	110	0	70-130	20

Laboratory Control Sample Summary
Form 3
Volatiles

Client	: Roux Env. Eng. & Geology, DPC	**Lab Number**	: L2222594
Project Name	: FORMER PFIZER INC SITE B&D	**Project Number**	: 0047.0044Y047
Matrix	: WATER		
LCS Sample ID	: WG1633727-3 **Analysis Date** : 05/02/22 07:03	**File ID**	: V05220502A01
LCSD Sample ID	: WG1633727-4 **Analysis Date** : 05/02/22 07:26	**File ID**	: V05220502A02

	Laboratory Control Sample			Laboratory Control Duplicate					
Parameter	True (ug/l)	Found (ug/l)	%R	True (ug/l)	Found (ug/l)	%R	RPD	Recovery Limits	RPD Limit
tert-Butylbenzene	10	10	100	10	10	100	0	70-130	20
n-Propylbenzene	10	10	100	10	10	100	0	69-130	20
1,3,5-Trimethylbenzene	10	11	110	10	10	100	10	64-130	20
1,2,4-Trimethylbenzene	10	10	100	10	10	100	0	70-130	20
1,4-Dioxane	500	630	126	500	580	116	8	56-162	20

Method Blank Summary
Form 4
Volatiles

Client	: Roux Env. Eng. & Geology, DPC	**Lab Number**	: L2222594
Project Name	: FORMER PFIZER INC SITE B&D	**Project Number**	: 0047.0044Y047
Lab Sample ID	: WG1633727-5	**Lab File ID**	: V05220502A05
Instrument ID	: VOA105		
Matrix	: WATER	**Analysis Date**	: 05/02/22 08:36

Client Sample No.	Lab Sample ID	Analysis Date
WG1633727-3LCS	WG1633727-3	05/02/22 07:03
WG1633727-4LCSD	WG1633727-4	05/02/22 07:26
MW-D2I	L2222594-04D	05/02/22 10:55
MW-2I	L2222594-03	05/02/22 11:19
MW-23	L2222594-02	05/02/22 11:42
MW-25I	L2222594-01	05/02/22 12:05
TB-04292022	L2222594-05	05/02/22 12:29

Instrument Performance Check (Tune) Summary
Form 5
Volatiles
Bromofluorobenzene (BFB)

Client	: Roux Env. Eng. & Geology, DPC	**Lab Number**	: L2222594
Project Name	: FORMER PFIZER INC SITE B&D	**Project Number**	: 0047.0044Y047
Instrument ID	: VOA105	**Analysis Date**	: 02/08/22 16:04
Tune Standard	: WG1603077-1	**Tune File ID**	: V05220208NBF1_tune

m/e	Ion Abundance Criteria	%Relative Abundance
50	15.0 - 40.0% of mass 95	26.5
75	30.0 - 60.0% of mass 95	52.9
95	Base Peak, 100% relative abundance	100
96	5.0 - 9.0% of mass 95	6.6
173	Less than 2.0% of mass 174	0 (0)1
174	Greater than 50.0 of mass 95	76.9
175	5.0 - 9.0% of mass 174	6.1 (7.9)1
176	95.0 - 101% of mass 174	74.5 (96.9)1
177	5.0 - 9.0% of mass 176	5 (6.6)2

1-Value is % of mass 174 2-Value is % of mass 176

This Check Applies to the following Samples, MS, MSD, Blanks, and Standards:

Client Sample ID	Lab Sample ID	File ID	Analysis Date/Time
STD0.19	R1531411-1	V05220208N04	02/08/22 17:32
STD0.5	R1531411-2	V05220208N06	02/08/22 18:18
STD2	R1531411-3	V05220208N08	02/08/22 19:04
STD10	R1531411-4	V05220208N09	02/08/22 19:27
STD30	R1531411-5	V05220208N10	02/08/22 19:50
STD80	R1531411-6	V05220208N11	02/08/22 20:13
STD120	R1531411-7	V05220208N12	02/08/22 20:36
STD200	R1531411-8	V05220208N13	02/08/22 20:59
ICV Quant Report	R1531411-9	V05220208N18	02/08/22 22:54

Instrument Performance Check (Tune) Summary
Form 5
Volatiles
Bromofluorobenzene (BFB)

Client	: Roux Env. Eng. & Geology, DPC	**Lab Number**	: L2222594
Project Name	: FORMER PFIZER INC SITE B&D	**Project Number**	: 0047.0044Y047
Instrument ID	: VOA105	**Analysis Date**	: 05/02/22 06:49
Tune Standard	: WG1633727-1	**Tune File ID**	: V05220502ABF1_tune

m/e	Ion Abundance Criteria	%Relative Abundance
50	15.0 - 40.0% of mass 95	28.5
75	30.0 - 60.0% of mass 95	55.6
95	Base Peak, 100% relative abundance	100
96	5.0 - 9.0% of mass 95	6.6
173	Less than 2.0% of mass 174	0.4 (.5)1
174	Greater than 50.0 of mass 95	78.3
175	5.0 - 9.0% of mass 174	6 (7.6)1
176	95.0 - 101% of mass 174	75.6 (96.5)1
177	5.0 - 9.0% of mass 176	4.9 (6.5)2

1-Value is % of mass 174 2-Value is % of mass 176

This Check Applies to the following Samples, MS, MSD, Blanks, and Standards:

Client Sample ID	Lab Sample ID	File ID	Analysis Date/Time
WG1633727-2CCAL	WG1633727-2	V05220502A01	05/02/22 07:03
WG1633727-3LCS	WG1633727-3	V05220502A01	05/02/22 07:03
WG1633727-4LCSD	WG1633727-4	V05220502A02	05/02/22 07:26
WG1633727-5BLANK	WG1633727-5	V05220502A05	05/02/22 08:36
MW-D2I	L2222594-04D	V05220502A11	05/02/22 10:55
MW-2I	L2222594-03	V05220502A12	05/02/22 11:19
MW-23	L2222594-02	V05220502A13	05/02/22 11:42
MW-25I	L2222594-01	V05220502A14	05/02/22 12:05
TB-04292022	L2222594-05	V05220502A15	05/02/22 12:29

Internal Standard Area and RT Summary
Form 8a
Volatiles

Client	: Roux Env. Eng. & Geology, DPC	**Lab Number**	: L2222594
Project Name	: FORMER PFIZER INC SITE B&D	**Project Number**	: 0047.0044Y047
Instrument ID	: VOA105	**Analysis Date**	: 05/02/22 07:03:00
Sample No	: WG1633727-2	**Lab File ID**	: V05220502A01

	Fluorobenzene (IS)		Chlorobenzene-d5		1,4-Dichlorobenzene-D4	
	Area	RT	Area	RT	Area	RT
WG1633727-2	367229	5.86	279312	9.37	155867	12.11
Upper Limit	734458	6.36	558624	9.87	311734	12.61
Lower Limit	183615	5.36	139656	8.87	77934	11.61
Sample ID						
WG1633727-3 LCS	367229	5.86	279312	9.37	155867	12.11
WG1633727-4 LCSD	364351	5.86	277113	9.37	153847	12.11
WG1633727-5 BLANK	353676	5.86	273200	9.37	150197	12.11
MW-D2I	347383	5.86	274891	9.37	151407	12.11
MW-2I	347593	5.86	267645	9.37	147619	12.11
MW-23	344029	5.86	274132	9.37	147455	12.11
MW-25I	348451	5.86	274684	9.37	149391	12.11
TB-04292022	347412	5.86	271885	9.37	146152	12.11

Area Upper Limit = +100% of internal standard area
Area Lower Limit = - 50% of internal standard area

RT Upper Limit = +0.50 minutes of internal standard RT
RT Lower Limit = -0.50 minutes of internal standard RT

* Values outside of QC limits

Date Created: 06/19/18
Created By: Jason Hebert
File: PM5049-1
Page: 1

Volatile Organics - EPA 8260C (WATER)

Holding Time: 14 days
Container / Sample Preservation: 3 - Vial HCl preserved

Analyte	CAS #	RL	MDL	Units	LCS Criteria	LCS RPD	MS Criteria	MS RPD	Duplicate RPD	Surrogate Criteria		
Methylene chloride	75-09-2	3	0.678	ug/l	70-130	20	70-130	20	20			
1,1-Dichloroethane	75-34-3	0.75	0.210	ug/l	70-130	20	70-130	20	20			
Chloroform	67-66-3	0.75	0.222	ug/l	70-130	20	70-130	20	20			
Carbon tetrachloride	56-23-5	0.5	0.134	ug/l	63-132	20	63-132	20	20			
1,2-Dichloropropane	78-87-5	1.75	0.137	ug/l	70-130	20	70-130	20	20			
Dibromochloromethane	124-48-1	0.5	0.149	ug/l	63-130	20	63-130	20	20			
1,1,2-Trichloroethane	79-00-5	0.75	0.144	ug/l	70-130	20	70-130	20	20			
Tetrachloroethene	127-18-4	0.5	0.181	ug/l	70-130	20	70-130	20	20			
Chlorobenzene	108-90-7	0.5	0.178	ug/l	75-130	25	75-130	25	25			
Trichlorofluoromethane	75-69-4	2.5	0.161	ug/l	62-150	20	62-150	20	20			
1,2-Dichloroethane	107-06-2	0.5	0.132	ug/l	70-130	20	70-130	20	20			
1,1,1-Trichloroethane	71-55-6	0.5	0.158	ug/l	67-130	20	67-130	20	20			
Bromodichloromethane	75-27-4	0.5	0.192	ug/l	67-130	20	67-130	20	20			
trans-1,3-Dichloropropene	10061-02-6	0.5	0.164	ug/l	70-130	20	70-130	20	20			
cis-1,3-Dichloropropene	10061-01-5	0.5	0.144	ug/l	70-130	20	70-130	20	20			
1,3-Dichloropropene, Total	542-75-6	0.5	0.144	ug/l				20	20			
1,3-Dichloropropene, Total	542-75-6	0.5	0.144	ug/l				20	20			
1,1-Dichloropropene	563-58-6	2.5	0.240	ug/l	70-130	20	70-130	20	20			
Bromoform	75-25-2	2	0.248	ug/l	54-136	20	54-136	20	20			
1,1,2,2-Tetrachloroethane	79-34-5	0.5	0.167	ug/l	67-130	20	67-130	20	20			
Benzene	71-43-2	0.5	0.159	ug/l	70-130	25	70-130	25	25			
Toluene	108-88-3	0.75	0.203	ug/l	70-130	25	70-130	25	25			
Ethylbenzene	100-41-4	0.5	0.167	ug/l	70-130	20	70-130	20	20			
Chloromethane	74-87-3	2.5	0.200	ug/l	64-130	20	64-130	20	20			
Bromomethane	74-83-9	1	0.256	ug/l	39-139	20	39-139	20	20			
Vinyl chloride	75-01-4	1	0.0714	ug/l	55-140	20	55-140	20	20			
Chloroethane	75-00-3	1	0.134	ug/l	55-138	20	55-138	20	20			
1,1-Dichloroethene	75-35-4	0.5	0.169	ug/l	61-145	25	61-145	25	25			
trans-1,2-Dichloroethene	156-60-5	0.75	0.163	ug/l	70-130	20	70-130	20	20			
1,2-Dichloroethene (total)	540-59-0	0.5	0.163	ug/l				20	20			
1,2-Dichloroethene (total)	540-59-0	0.5	0.163	ug/l				20	20			
Trichloroethene	79-01-6	0.5	0.175	ug/l	70-130	25	70-130	25	25			
1,2-Dichlorobenzene	95-50-1	2.5	0.184	ug/l	70-130	20	70-130	20	20			
1,3-Dichlorobenzene	541-73-1	2.5	0.186	ug/l	70-130	20	70-130	20	20			
1,4-Dichlorobenzene	106-46-7	2.5	0.187	ug/l	70-130	20	70-130	20	20			
Methyl tert butyl ether	1634-04-4	1	0.166	ug/l	63-130	20	63-130	20	20			
p/m-Xylene	179601-23-1	1	0.332	ug/l	70-130	20	70-130	20	20			
o-Xylene	95-47-6	1	0.392	ug/l	70-130	20	70-130	20	20			
Xylene (Total)	1330-20-7	1	0.330	ug/l				20	20			
Xylene (Total)	1330-20-7	1	0.330	ug/l				20	20			
cis-1,2-Dichloroethene	156-59-2	0.5	0.187	ug/l	70-130	20	70-130	20	20			
Dibromomethane	74-95-3	5	0.363	ug/l	70-130	20	70-130	20	20			

Please Note that the RL information provided in this table is calculated using a 100% Solids factor. ***(Soil/Solids only)***
Please Note that the information provided in this table is subject to change at anytime at the discretion of Alpha Analytical, Inc.

Volatile Organics - EPA 8260C (WATER)

Holding Time: 14 days
Container / Sample Preservation: 3 - Vial HCl preserved

Analyte	CAS #	RL	MDL	Units	LCS Criteria	LCS RPD	MS Criteria	MS RPD	Duplicate RPD	Surrogate Criteria		
1,4-Dichlorobutane	110-56-5	5	0.464	ug/l	70-130	20	70-130	20	20			
1,2,3-Trichloropropane	96-18-4	5	0.176	ug/l	64-130	20	64-130	20	20			
Styrene	100-42-5	1	0.359	ug/l	70-130	20	70-130	20	20			
Dichlorodifluoromethane	75-71-8	5	0.244	ug/l	36-147	20	36-147	20	20			
Acetone	67-64-1	5	1.46	ug/l	58-148	20	58-148	20	20			
Carbon disulfide	75-15-0	5	0.299	ug/l	51-130	20	51-130	20	20			
2-Butanone	78-93-3	5	1.94	ug/l	63-138	20	63-138	20	20			
Vinyl acetate	108-05-4	5	0.311	ug/l	70-130	20	70-130	20	20			
4-Methyl-2-pentanone	108-10-1	5	0.416	ug/l	59-130	20	59-130	20	20			
2-Hexanone	591-78-6	5	0.515	ug/l	57-130	20	57-130	20	20			
Ethyl methacrylate	97-63-2	5	0.606	ug/l	70-130	20	70-130	20	20			
Acrylonitrile	107-13-1	5	0.430	ug/l	70-130	20	70-130	20	20			
Bromochloromethane	74-97-5	2.5	0.152	ug/l	70-130	20	70-130	20	20			
Tetrahydrofuran	109-99-9	5	0.525	ug/l	58-130	20	58-130	20	20			
2,2-Dichloropropane	594-20-7	2.5	0.204	ug/l	63-133	20	63-133	20	20			
1,2-Dibromoethane	106-93-4	2	0.193	ug/l	70-130	20	70-130	20	20			
1,3-Dichloropropane	142-28-9	2.5	0.212	ug/l	70-130	20	70-130	20	20			
1,1,1,2-Tetrachloroethane	630-20-6	0.5	0.164	ug/l	64-130	20	64-130	20	20			
Bromobenzene	108-86-1	2.5	0.152	ug/l	70-130	20	70-130	20	20			
n-Butylbenzene	104-51-8	0.5	0.192	ug/l	53-136	20	53-136	20	20			
sec-Butylbenzene	135-98-8	0.5	0.181	ug/l	70-130	20	70-130	20	20			
tert-Butylbenzene	98-06-6	2.5	0.196	ug/l	70-130	20	70-130	20	20			
o-Chlorotoluene	95-49-8	2.5	0.215	ug/l	70-130	20	70-130	20	20			
p-Chlorotoluene	106-43-4	2.5	0.185	ug/l	70-130	20	70-130	20	20			
1,2-Dibromo-3-chloropropane	96-12-8	2.5	0.353	ug/l	41-144	20	41-144	20	20			
Hexachlorobutadiene	87-68-3	0.5	0.217	ug/l	63-130	20	63-130	20	20			
Isopropylbenzene	98-82-8	0.5	0.187	ug/l	70-130	20	70-130	20	20			
p-Isopropyltoluene	99-87-6	0.5	0.188	ug/l	70-130	20	70-130	20	20			
Naphthalene	91-20-3	2.5	0.216	ug/l	70-130	20	70-130	20	20			
n-Propylbenzene	103-65-1	0.5	0.173	ug/l	69-130	20	69-130	20	20			
1,2,3-Trichlorobenzene	87-61-6	2.5	0.234	ug/l	70-130	20	70-130	20	20			
1,2,4-Trichlorobenzene	120-82-1	2.5	0.220	ug/l	70-130	20	70-130	20	20			
1,3,5-Trimethylbenzene	108-67-8	2.5	0.217	ug/l	64-130	20	64-130	20	20			
1,3,5-Trichlorobenzene	108-70-3	2	0.141	ug/l	70-130	20	70-130	20	20			
1,2,4-Trimethylbenzene	95-63-6	2.5	0.191	ug/l	70-130	20	70-130	20	20			
trans-1,4-Dichloro-2-butene	110-57-6	2.5	0.213	ug/l	70-130	20	70-130	20	20			
Ethyl ether	60-29-7	2.5	0.163	ug/l	59-134	20	59-134	20	20			
Methyl Acetate	79-20-9	10	0.234	ug/l	70-130	20	70-130	20	20			
Ethyl Acetate	141-78-6	10	0.716	ug/l	70-130	20	70-130	20	20			
Isopropyl Ether	108-20-3	2	0.425	ug/l	70-130	20	70-130	20	20			
Cyclohexane	110-82-7	10	0.271	ug/l	70-130	20	70-130	20	20			
Ethyl-Tert-Butyl-Ether	637-92-3	2	0.179	ug/l	70-130	20	70-130	20	20			

Please Note that the RL information provided in this table is calculated using a 100% Solids factor. ***(Soil/Solids only)***
Please Note that the information provided in this table is subject to change at anytime at the discretion of Alpha Analytical, Inc.

Date Created: 06/19/18
Created By: Jason Hebert
File: PM5049-1
Page: 3

Volatile Organics - EPA 8260C (WATER)

Holding Time: 14 days
Container / Sample Preservation: 3 - Vial HCl preserved

Analyte	CAS #	RL	MDL	Units	LCS Criteria	LCS RPD	MS Criteria	MS RPD	Duplicate RPD	Surrogate Criteria		
Tertiary-Amyl Methyl Ether	994-05-8	2	0.278	ug/l	66-130	20	66-130	20	20			
1,4-Dioxane	123-91-1	250	60.8	ug/l	56-162	20	56-162	20	20			
1,1,2-Trichloro-1,2,2-Trifluoroethane	76-13-1	10	0.148	ug/l	70-130	20	70-130	20	20			
Methyl cyclohexane	108-87-2	10	0.396	ug/l	70-130	20	70-130	20	20			
1,4-Diethylbenzene	105-05-5	2	0.392	ug/l	70-130	20	70-130	20	20			
4-Ethyltoluene	622-96-8	2	0.340	ug/l	70-130	20	70-130	20	20			
1,2,4,5-Tetramethylbenzene	95-93-2	2	0.542	ug/l	70-130	20	70-130	20	20			
1,2-Dichloroethane-d4	*17060-07-0*									*70-130*		
Toluene-d8	*2037-26-5*									*70-130*		
4-Bromofluorobenzene	*460-00-4*									*70-130*		
Dibromofluoromethane	*1868-53-7*									*70-130*		

Please Note that the RL information provided in this table is calculated using a 100% Solids factor. ***(Soil/Solids only)***
Please Note that the information provided in this table is subject to change at anytime at the discretion of Alpha Analytical, Inc.

Date Created: 06/19/18
Created By: Jason Hebert
File: PM5047-1
Page: 1

Volatile Organics - EPA 8260C (SOIL-LOW)

Holding Time: 14 days
Container / Sample Preservation: 1 - Vial Large Septa unpreserved (4oz)

Analyte	CAS #	RL	MDL	Units	LCS Criteria	LCS RPD	MS Criteria	MS RPD	Duplicate RPD	Surrogate Criteria		
Methylene chloride	75-09-2	5	2.29	ug/kg	70-130	30	70-130	30	30			
1,1-Dichloroethane	75-34-3	1	0.145	ug/kg	70-130	30	70-130	30	30			
Chloroform	67-66-3	1.5	0.140	ug/kg	70-130	30	70-130	30	30			
Carbon tetrachloride	56-23-5	1	0.230	ug/kg	70-130	30	70-130	30	30			
1,2-Dichloropropane	78-87-5	1	0.125	ug/kg	70-130	30	70-130	30	30			
Dibromochloromethane	124-48-1	1	0.140	ug/kg	70-130	30	70-130	30	30			
1,1,2-Trichloroethane	79-00-5	1	0.267	ug/kg	70-130	30	70-130	30	30			
Tetrachloroethene	127-18-4	0.5	0.196	ug/kg	70-130	30	70-130	30	30			
Chlorobenzene	108-90-7	0.5	0.127	ug/kg	70-130	30	70-130	30	30			
Trichlorofluoromethane	75-69-4	4	0.695	ug/kg	70-139	30	70-139	30	30			
1,2-Dichloroethane	107-06-2	1	0.257	ug/kg	70-130	30	70-130	30	30			
1,1,1-Trichloroethane	71-55-6	0.5	0.167	ug/kg	70-130	30	70-130	30	30			
Bromodichloromethane	75-27-4	0.5	0.109	ug/kg	70-130	30	70-130	30	30			
trans-1,3-Dichloropropene	10061-02-6	1	0.273	ug/kg	70-130	30	70-130	30	30			
cis-1,3-Dichloropropene	10061-01-5	0.5	0.158	ug/kg	70-130	30	70-130	30	30			
1,3-Dichloropropene, Total	542-75-6	0.5	0.158	ug/kg				30	30			
1,3-Dichloropropene, Total	542-75-6	0.5	0.158	ug/kg				30	30			
1,1-Dichloropropene	563-58-6	0.5	0.159	ug/kg	70-130	30	70-130	30	30			
Bromoform	75-25-2	4	0.246	ug/kg	70-130	30	70-130	30	30			
1,1,2,2-Tetrachloroethane	79-34-5	0.5	0.166	ug/kg	70-130	30	70-130	30	30			
Benzene	71-43-2	0.5	0.166	ug/kg	70-130	30	70-130	30	30			
Toluene	108-88-3	1	0.543	ug/kg	70-130	30	70-130	30	30			
Ethylbenzene	100-41-4	1	0.141	ug/kg	70-130	30	70-130	30	30			
Chloromethane	74-87-3	4	0.932	ug/kg	52-130	30	52-130	30	30			
Bromomethane	74-83-9	2	0.581	ug/kg	57-147	30	57-147	30	30			
Vinyl chloride	75-01-4	1	0.335	ug/kg	67-130	30	67-130	30	30			
Chloroethane	75-00-3	2	0.452	ug/kg	50-151	30	50-151	30	30			
1,1-Dichloroethene	75-35-4	1	0.238	ug/kg	65-135	30	65-135	30	30			
trans-1,2-Dichloroethene	156-60-5	1.5	0.137	ug/kg	70-130	30	70-130	30	30			
Trichloroethene	79-01-6	0.5	0.137	ug/kg	70-130	30	70-130	30	30			
1,2-Dichlorobenzene	95-50-1	2	0.144	ug/kg	70-130	30	70-130	30	30			
1,3-Dichlorobenzene	541-73-1	2	0.148	ug/kg	70-130	30	70-130	30	30			
1,4-Dichlorobenzene	106-46-7	2	0.171	ug/kg	70-130	30	70-130	30	30			
Methyl tert butyl ether	1634-04-4	2	0.201	ug/kg	66-130	30	66-130	30	30			
p/m-Xylene	179601-23-1	2	0.560	ug/kg	70-130	30	70-130	30	30			
o-Xylene	95-47-6	1	0.291	ug/kg	70-130	30	70-130	30	30			
Xylene (Total)	1330-20-7	1	0.291	ug/kg				30	30			
Xylene (Total)	1330-20-7	1	0.291	ug/kg				30	30			
cis-1,2-Dichloroethene	156-59-2	1	0.175	ug/kg	70-130	30	70-130	30	30			
1,2-Dichloroethene (total)	540-59-0	1	0.137	ug/kg				30	30			
1,2-Dichloroethene (total)	540-59-0	1	0.137	ug/kg				30	30			
Dibromomethane	74-95-3	2	0.238	ug/kg	70-130	30	70-130	30	30			

Please Note that the RL information provided in this table is calculated using a 100% Solids factor. (Soil/Solids only)
Please Note that the information provided in this table is subject to change at anytime at the discretion of Alpha Analytical, Inc.

Volatile Organics - EPA 8260C (SOIL-LOW)

Holding Time: 14 days
Container / Sample Preservation: 1 - Vial Large Septa unpreserved (4oz)

Analyte	CAS #	RL	MDL	Units	LCS Criteria	LCS RPD	MS Criteria	MS RPD	Duplicate RPD	Surrogate Criteria		
1,4-Dichlorobutane	110-56-5	10	0.226	ug/kg	70-130	30	70-130	30	30			
1,2,3-Trichloropropane	96-18-4	2	0.127	ug/kg	68-130	30	68-130	30	30			
Styrene	100-42-5	1	0.196	ug/kg	70-130	30	70-130	30	30			
Dichlorodifluoromethane	75-71-8	10	0.915	ug/kg	30-146	30	30-146	30	30			
Acetone	67-64-1	10	4.81	ug/kg	54-140	30	54-140	30	30			
Carbon disulfide	75-15-0	10	4.55	ug/kg	59-130	30	59-130	30	30			
2-Butanone	78-93-3	10	2.22	ug/kg	70-130	30	70-130	30	30			
Vinyl acetate	108-05-4	10	2.15	ug/kg	70-130	30	70-130	30	30			
4-Methyl-2-pentanone	108-10-1	10	1.28	ug/kg	70-130	30	70-130	30	30			
2-Hexanone	591-78-6	10	1.18	ug/kg	70-130	30	70-130	30	30			
Ethyl methacrylate	97-63-2	10	1.58	ug/kg	70-130	30	70-130	30	30			
Acrylonitrile	107-13-1	4	1.15	ug/kg	70-130	30	70-130	30	30			
Bromochloromethane	74-97-5	2	0.205	ug/kg	70-130	30	70-130	30	30			
Tetrahydrofuran	109-99-9	4	1.59	ug/kg	66-130	30	66-130	30	30			
2,2-Dichloropropane	594-20-7	2	0.202	ug/kg	70-130	30	70-130	30	30			
1,2-Dibromoethane	106-93-4	1	0.279	ug/kg	70-130	30	70-130	30	30			
1,3-Dichloropropane	142-28-9	2	0.167	ug/kg	69-130	30	69-130	30	30			
1,1,1,2-Tetrachloroethane	630-20-6	0.5	0.132	ug/kg	70-130	30	70-130	30	30			
Bromobenzene	108-86-1	2	0.145	ug/kg	70-130	30	70-130	30	30			
n-Butylbenzene	104-51-8	1	0.167	ug/kg	70-130	30	70-130	30	30			
sec-Butylbenzene	135-98-8	1	0.146	ug/kg	70-130	30	70-130	30	30			
tert-Butylbenzene	98-06-6	2	0.118	ug/kg	70-130	30	70-130	30	30			
1,3,5-Trichlorobenzene	108-70-3	2	0.173	ug/kg	70-139	30	70-130	30	30			
o-Chlorotoluene	95-49-8	2	0.191	ug/kg	70-130	30	70-130	30	30			
p-Chlorotoluene	106-43-4	2	0.108	ug/kg	70-130	30	70-130	30	30			
1,2-Dibromo-3-chloropropane	96-12-8	3	0.998	ug/kg	68-130	30	68-130	30	30			
Hexachlorobutadiene	87-68-3	4	0.169	ug/kg	67-130	30	67-130	30	30			
Isopropylbenzene	98-82-8	1	0.109	ug/kg	70-130	30	70-130	30	30			
p-Isopropyltoluene	99-87-6	1	0.109	ug/kg	70-130	30	70-130	30	30			
Naphthalene	91-20-3	4	0.650	ug/kg	70-130	30	70-130	30	30			
n-Propylbenzene	103-65-1	1	0.171	ug/kg	70-130	30	70-130	30	30			
1,2,3-Trichlorobenzene	87-61-6	2	0.322	ug/kg	70-130	30	70-130	30	30			
1,2,4-Trichlorobenzene	120-82-1	2	0.272	ug/kg	70-130	30	70-130	30	30			
1,3,5-Trimethylbenzene	108-67-8	2	0.193	ug/kg	70-130	30	70-130	30	30			
1,2,4-Trimethylbenzene	95-63-6	2	0.334	ug/kg	70-130	30	70-130	30	30			
trans-1,4-Dichloro-2-butene	110-57-6	5	1.42	ug/kg	70-130	30	70-130	30	30			
iso-Propyl Alcohol	67-63-0	100	100	ug/kg	70-130	20	70-130	20	20			
Ethyl ether	60-29-7	2	0.341	ug/kg	67-130	30	67-130	30	30			
Methyl Acetate	79-20-9	4	0.950	ug/kg	65-130	30	65-130	30	30			
Ethyl Acetate	141-78-6	10	1.21	ug/kg	70-130	30	70-130	30	30			
Isopropyl Ether	108-20-3	2	0.213	ug/kg	66-130	30	66-130	30	30			
Cyclohexane	110-82-7	10	0.544	ug/kg	70-130	30	70-130	30	30			

Please Note that the RL information provided in this table is calculated using a 100% Solids factor. (Soil/Solids only)
Please Note that the information provided in this table is subject to change at anytime at the discretion of Alpha Analytical, Inc.

Volatile Organics - EPA 8260C (SOIL-LOW)

Holding Time: 14 days
Container/Sample Preservation: 1 - Vial Large Septa unpreserved (4oz)

Analyte	CAS #	RL	MDL	Units	LCS Criteria	LCS RPD	MS Criteria	MS RPD	Duplicate RPD	Surrogate Criteria		
Ethyl-Tert-Butyl-Ether	637-92-3	2	0.128	ug/kg	70-130	30	70-130	30	30			
Tertiary-Amyl Methyl Ether	994-05-8	2	0.176	ug/kg	70-130	30	70-130	30	30			
1,4-Dioxane	123-91-1	100	35.1	ug/kg	65-136	30	65-136	30	30			
1,1,2-Trichloro-1,2,2-Trifluoroethane	76-13-1	4	0.693	ug/kg	70-130	30	70-130	30	30			
1,2-Dichloroethane-d4	*17060-07-0*									*70-130*		
Toluene-d8	*2037-26-5*									*70-130*		
4-Bromofluorobenzene	*460-00-4*									*70-130*		
Dibromofluoromethane	*1868-53-7*									*70-130*		

Please Note that the RL information provided in this table is calculated using a 100% Solids factor. (Soil/Solids only)
Please Note that the information provided in this table is subject to change at anytime at the discretion of Alpha Analytical, Inc.

Date Created: 06/19/18
Created By: Jason Hebert
File: PM5048-1
Page: 1

Volatile Organics - EPA 8260C (SOIL-HIGH)

Holding Time: 14 days
Container/Sample Preservation: 1 - Vial Large Septa unpreserved (4oz)

Analyte	CAS #	RL	MDL	Units	LCS Criteria	LCS RPD	MS Criteria	MS RPD	Duplicate RPD	Surrogate Criteria		
Methylene chloride	75-09-2	250	115	ug/kg	70-130	30	70-130	30	30			
1,1-Dichloroethane	75-34-3	50	7.25	ug/kg	70-130	30	70-130	30	30			
Chloroform	67-66-3	75	7.00	ug/kg	70-130	30	70-130	30	30			
Carbon tetrachloride	56-23-5	50	11.5	ug/kg	70-130	30	70-130	30	30			
1,2-Dichloropropane	78-87-5	50	6.25	ug/kg	70-130	30	70-130	30	30			
Dibromochloromethane	124-48-1	50	7.00	ug/kg	70-130	30	70-130	30	30			
1,1,2-Trichloroethane	79-00-5	50	13.4	ug/kg	70-130	30	70-130	30	30			
Tetrachloroethene	127-18-4	25	9.80	ug/kg	70-130	30	70-130	30	30			
Chlorobenzene	108-90-7	25	6.35	ug/kg	70-130	30	70-130	30	30			
Trichlorofluoromethane	75-69-4	200	34.8	ug/kg	70-139	30	70-139	30	30			
1,2-Dichloroethane	107-06-2	50	12.9	ug/kg	70-130	30	70-130	30	30			
1,1,1-Trichloroethane	71-55-6	25	8.35	ug/kg	70-130	30	70-130	30	30			
Bromodichloromethane	75-27-4	25	5.45	ug/kg	70-130	30	70-130	30	30			
trans-1,3-Dichloropropene	10061-02-6	50	13.7	ug/kg	70-130	30	70-130	30	30			
cis-1,3-Dichloropropene	10061-01-5	25	7.90	ug/kg	70-130	30	70-130	30	30			
1,3-Dichloropropene, Total	542-75-6	25	7.90	ug/kg				30	30			
1,3-Dichloropropene, Total	542-75-6	25	7.90	ug/kg				30	30			
1,1-Dichloropropene	563-58-6	25	7.95	ug/kg	70-130	30	70-130	30	30			
Bromoform	75-25-2	200	12.3	ug/kg	70-130	30	70-130	30	30			
1,1,2,2-Tetrachloroethane	79-34-5	25	8.30	ug/kg	70-130	30	70-130	30	30			
Benzene	71-43-2	25	8.30	ug/kg	70-130	30	70-130	30	30			
Toluene	108-88-3	50	27.2	ug/kg	70-130	30	70-130	30	30			
Ethylbenzene	100-41-4	50	7.05	ug/kg	70-130	30	70-130	30	30			
Chloromethane	74-87-3	200	46.6	ug/kg	52-130	30	52-130	30	30			
Bromomethane	74-83-9	100	29.1	ug/kg	57-147	30	57-147	30	30			
Vinyl chloride	75-01-4	50	16.8	ug/kg	67-130	30	67-130	30	30			
Chloroethane	75-00-3	100	22.6	ug/kg	50-151	30	50-151	30	30			
1,1-Dichloroethene	75-35-4	50	11.9	ug/kg	65-135	30	65-135	30	30			
trans-1,2-Dichloroethene	156-60-5	75	6.85	ug/kg	70-130	30	70-130	30	30			
Trichloroethene	79-01-6	25	6.85	ug/kg	70-130	30	70-130	30	30			
1,2-Dichlorobenzene	95-50-1	100	7.20	ug/kg	70-130	30	70-130	30	30			
1,3-Dichlorobenzene	541-73-1	100	7.40	ug/kg	70-130	30	70-130	30	30			
1,4-Dichlorobenzene	106-46-7	100	8.55	ug/kg	70-130	30	70-130	30	30			
Methyl tert butyl ether	1634-04-4	100	10.1	ug/kg	66-130	30	66-130	30	30			
p/m-Xylene	179601-23-1	100	28.0	ug/kg	70-130	30	70-130	30	30			
o-Xylene	95-47-6	50	14.6	ug/kg	70-130	30	70-130	30	30			
Xylene (Total)	1330-20-7	50	14.6	ug/kg				30	30			
Xylene (Total)	1330-20-7	50	14.6	ug/kg				30	30			
cis-1,2-Dichloroethene	156-59-2	50	8.75	ug/kg	70-130	30	70-130	30	30			
1,2-Dichloroethene (total)	540-59-0	50	6.85	ug/kg				30	30			
1,2-Dichloroethene (total)	540-59-0	50	6.85	ug/kg				30	30			
Dibromomethane	74-95-3	100	11.9	ug/kg	70-130	30	70-130	30	30			

Please Note that the RL information provided in this table is calculated using a 100% Solids factor. (Soil/Solids only)
Please Note that the information provided in this table is subject to change at anytime at the discretion of Alpha Analytical, Inc.

Date Created: 06/19/18
Created By: Jason Hebert
File: PM5048-1
Page: 2

Volatile Organics - EPA 8260C (SOIL-HIGH)

Holding Time: 14 days
Container / Sample Preservation: 1 - Vial Large Septa unpreserved (4oz)

Analyte	CAS #	RL	MDL	Units	LCS Criteria	LCS RPD	MS Criteria	MS RPD	Duplicate RPD	Surrogate Criteria		
1,4-Dichlorobutane	110-56-5	500	11.3	ug/kg	70-130	30	70-130	30	30			
1,2,3-Trichloropropane	96-18-4	100	6.35	ug/kg	68-130	30	68-130	30	30			
Styrene	100-42-5	50	9.80	ug/kg	70-130	30	70-130	30	30			
Dichlorodifluoromethane	75-71-8	500	45.8	ug/kg	30-146	30	30-146	30	30			
Acetone	67-64-1	500	241	ug/kg	54-140	30	54-140	30	30			
Carbon disulfide	75-15-0	500	228	ug/kg	59-130	30	59-130	30	30			
2-Butanone	78-93-3	500	111	ug/kg	70-130	30	70-130	30	30			
Vinyl acetate	108-05-4	500	108	ug/kg	70-130	30	70-130	30	30			
4-Methyl-2-pentanone	108-10-1	500	64.0	ug/kg	70-130	30	70-130	30	30			
2-Hexanone	591-78-6	500	59.0	ug/kg	70-130	30	70-130	30	30			
Ethyl methacrylate	97-63-2	500	79.0	ug/kg	70-130	30	70-130	30	30			
Acrylonitrile	107-13-1	200	57.5	ug/kg	70-130	30	70-130	30	30			
Bromochloromethane	74-97-5	100	10.3	ug/kg	70-130	30	70-130	30	30			
Tetrahydrofuran	109-99-9	200	79.5	ug/kg	66-130	30	66-130	30	30			
2,2-Dichloropropane	594-20-7	100	10.1	ug/kg	70-130	30	70-130	30	30			
1,2-Dibromoethane	106-93-4	50	14.0	ug/kg	70-130	30	70-130	30	30			
1,3-Dichloropropane	142-28-9	100	8.35	ug/kg	69-130	30	69-130	30	30			
1,1,1,2-Tetrachloroethane	630-20-6	25	6.60	ug/kg	70-130	30	70-130	30	30			
Bromobenzene	108-86-1	100	7.25	ug/kg	70-130	30	70-130	30	30			
n-Butylbenzene	104-51-8	50	8.35	ug/kg	70-130	30	70-130	30	30			
sec-Butylbenzene	135-98-8	50	7.30	ug/kg	70-130	30	70-130	30	30			
tert-Butylbenzene	98-06-6	100	5.90	ug/kg	70-130	30	70-130	30	30			
1,3,5-Trichlorobenzene	108-70-3	100	8.65	ug/kg	70-139	30	70-130	30	30			
o-Chlorotoluene	95-49-8	100	9.55	ug/kg	70-130	30	70-130	30	30			
p-Chlorotoluene	106-43-4	100	5.40	ug/kg	70-130	30	70-130	30	30			
1,2-Dibromo-3-chloropropane	96-12-8	150	49.9	ug/kg	68-130	30	68-130	30	30			
Hexachlorobutadiene	87-68-3	200	8.45	ug/kg	67-130	30	67-130	30	30			
Isopropylbenzene	98-82-8	50	5.45	ug/kg	70-130	30	70-130	30	30			
p-Isopropyltoluene	99-87-6	50	5.45	ug/kg	70-130	30	70-130	30	30			
Naphthalene	91-20-3	200	32.5	ug/kg	70-130	30	70-130	30	30			
n-Propylbenzene	103-65-1	50	8.55	ug/kg	70-130	30	70-130	30	30			
1,2,3-Trichlorobenzene	87-61-6	100	16.1	ug/kg	70-130	30	70-130	30	30			
1,2,4-Trichlorobenzene	120-82-1	100	13.6	ug/kg	70-130	30	70-130	30	30			
1,3,5-Trimethylbenzene	108-67-8	100	9.65	ug/kg	70-130	30	70-130	30	30			
1,2,4-Trimethylbenzene	95-63-6	100	16.7	ug/kg	70-130	30	70-130	30	30			
trans-1,4-Dichloro-2-butene	110-57-6	250	71.0	ug/kg	70-130	30	70-130	30	30			
iso-Propyl Alcohol	67-63-0	5000	5000	ug/kg	70-130	20	70-130	20	20			
Ethyl ether	60-29-7	100	17.1	ug/kg	67-130	30	67-130	30	30			
Methyl Acetate	79-20-9	200	47.5	ug/kg	65-130	30	65-130	30	30			
Ethyl Acetate	141-78-6	500	60.5	ug/kg	70-130	30	70-130	30	30			
Isopropyl Ether	108-20-3	100	10.7	ug/kg	66-130	30	66-130	30	30			
Cyclohexane	110-82-7	500	27.2	ug/kg	70-130	30	70-130	30	30			

Please Note that the RL information provided in this table is calculated using a 100% Solids factor. (Soil/Solids only)
Please Note that the information provided in this table is subject to change at anytime at the discretion of Alpha Analytical, Inc.

Volatile Organics - EPA 8260C (SOIL-HIGH)

Holding Time: 14 days
Container / Sample Preservation: 1 - Vial Large Septa unpreserved (4oz)

Analyte	CAS #	RL	MDL	Units	LCS Criteria	LCS RPD	MS Criteria	MS RPD	Duplicate RPD	Surrogate Criteria		
Ethyl-Tert-Butyl-Ether	637-92-3	100	6.40	ug/kg	70-130	30	70-130	30	30			
Tertiary-Amyl Methyl Ether	994-05-8	100	8.80	ug/kg	70-130	30	70-130	30	30			
1,4-Dioxane	123-91-1	5000	1755	ug/kg	65-136	30	65-136	30	30			
1,1,2-Trichloro-1,2,2-Trifluoroethane	76-13-1	200	34.7	ug/kg	70-130	30	70-130	30	30			
1,2-Dichloroethane-d4	*17060-07-0*									*70-130*		
Toluene-d8	*2037-26-5*									*70-130*		
4-Bromofluorobenzene	*460-00-4*									*70-130*		
Dibromofluoromethane	*1868-53-7*									*70-130*		

Please Note that the RL information provided in this table is calculated using a 100% Solids factor. (Soil/Solids only)
Please Note that the information provided in this table is subject to change at anytime at the discretion of Alpha Analytical, Inc.

Volatiles Sample Data

Results Summary
Form 1
Volatile Organics by GC/MS

Client	: Roux Env. Eng. & Geology, DPC	**Lab Number**	: L2222594
Project Name	: FORMER PFIZER INC SITE B&D	**Project Number**	: 0047.0044Y047
Lab ID	: L2222594-01	**Date Collected**	: 04/29/22 12:25
Client ID	: MW-25I	**Date Received**	: 04/29/22
Sample Location	: 60-66 GERRY STREET	**Date Analyzed**	: 05/02/22 12:05
Sample Matrix	: WATER	**Dilution Factor**	: 1
Analytical Method	: 1,8260C	**Analyst**	: MV
Lab File ID	: V05220502A14	**Instrument ID**	: VOA105
Sample Amount	: 10 ml	**GC Column**	: RTX-502.2
Level	: LOW	**%Solids**	: N/A
Extract Volume (MeOH)	: N/A	**Injection Volume**	: N/A

		ug/L			
CAS NO.	**Parameter**	**Results**	**RL**	**MDL**	**Qualifier**
75-09-2	Methylene chloride	ND	2.5	0.70	U
75-34-3	1,1-Dichloroethane	ND	2.5	0.70	U
67-66-3	Chloroform	ND	2.5	0.70	U
56-23-5	Carbon tetrachloride	ND	0.50	0.13	U
127-18-4	Tetrachloroethene	ND	0.50	0.18	U
108-90-7	Chlorobenzene	ND	2.5	0.70	U
107-06-2	1,2-Dichloroethane	ND	0.50	0.13	U
71-55-6	1,1,1-Trichloroethane	ND	2.5	0.70	U
71-43-2	Benzene	ND	0.50	0.16	U
108-88-3	Toluene	ND	2.5	0.70	U
100-41-4	Ethylbenzene	ND	2.5	0.70	U
75-01-4	Vinyl chloride	1.1	1.0	0.07	
75-35-4	1,1-Dichloroethene	ND	0.50	0.17	U
156-60-5	trans-1,2-Dichloroethene	ND	2.5	0.70	U
79-01-6	Trichloroethene	ND	0.50	0.18	U
95-50-1	1,2-Dichlorobenzene	ND	2.5	0.70	U
541-73-1	1,3-Dichlorobenzene	ND	2.5	0.70	U
106-46-7	1,4-Dichlorobenzene	ND	2.5	0.70	U
1634-04-4	Methyl tert butyl ether	2.6	2.5	0.70	
179601-23-1	p/m-Xylene	ND	2.5	0.70	U
95-47-6	o-Xylene	ND	2.5	0.70	U
1330-20-7	Xylenes, Total	ND	2.5	0.70	U
156-59-2	cis-1,2-Dichloroethene	3.7	2.5	0.70	
540-59-0	1,2-Dichloroethene, Total	3.7	2.5	0.70	
67-64-1	Acetone	ND	5.0	1.5	U

Results Summary
Form 1
Volatile Organics by GC/MS

Client	: Roux Env. Eng. & Geology, DPC	**Lab Number**	: L2222594
Project Name	: FORMER PFIZER INC SITE B&D	**Project Number**	: 0047.0044Y047
Lab ID	: L2222594-01	**Date Collected**	: 04/29/22 12:25
Client ID	: MW-25I	**Date Received**	: 04/29/22
Sample Location	: 60-66 GERRY STREET	**Date Analyzed**	: 05/02/22 12:05
Sample Matrix	: WATER	**Dilution Factor**	: 1
Analytical Method	: 1,8260C	**Analyst**	: MV
Lab File ID	: V05220502A14	**Instrument ID**	: VOA105
Sample Amount	: 10 ml	**GC Column**	: RTX-502.2
Level	: LOW	**%Solids**	: N/A
Extract Volume (MeOH)	: N/A	**Injection Volume**	: N/A

		ug/L			
CAS NO.	**Parameter**	**Results**	**RL**	**MDL**	**Qualifier**
78-93-3	2-Butanone	ND	5.0	1.9	U
104-51-8	n-Butylbenzene	ND	2.5	0.70	U
135-98-8	sec-Butylbenzene	ND	2.5	0.70	U
98-06-6	tert-Butylbenzene	ND	2.5	0.70	U
103-65-1	n-Propylbenzene	ND	2.5	0.70	U
108-67-8	1,3,5-Trimethylbenzene	ND	2.5	0.70	U
95-63-6	1,2,4-Trimethylbenzene	ND	2.5	0.70	U
123-91-1	1,4-Dioxane	ND	250	61.	U

Results Summary
Form 1
Volatile Organics by GC/MS

Client	: Roux Env. Eng. & Geology, DPC	**Lab Number**	: L2222594
Project Name	: FORMER PFIZER INC SITE B&D	**Project Number**	: 0047.0044Y047
Lab ID	: L2222594-02	**Date Collected**	: 04/29/22 10:30
Client ID	: MW-23	**Date Received**	: 04/29/22
Sample Location	: 60-66 GERRY STREET	**Date Analyzed**	: 05/02/22 11:42
Sample Matrix	: WATER	**Dilution Factor**	: 1
Analytical Method	: 1,8260C	**Analyst**	: MV
Lab File ID	: V05220502A13	**Instrument ID**	: VOA105
Sample Amount	: 10 ml	**GC Column**	: RTX-502.2
Level	: LOW	**%Solids**	: N/A
Extract Volume (MeOH)	: N/A	**Injection Volume**	: N/A

		ug/L			
CAS NO.	**Parameter**	**Results**	**RL**	**MDL**	**Qualifier**
75-09-2	Methylene chloride	ND	2.5	0.70	U
75-34-3	1,1-Dichloroethane	ND	2.5	0.70	U
67-66-3	Chloroform	ND	2.5	0.70	U
56-23-5	Carbon tetrachloride	ND	0.50	0.13	U
127-18-4	Tetrachloroethene	0.31	0.50	0.18	J
108-90-7	Chlorobenzene	ND	2.5	0.70	U
107-06-2	1,2-Dichloroethane	ND	0.50	0.13	U
71-55-6	1,1,1-Trichloroethane	ND	2.5	0.70	U
71-43-2	Benzene	ND	0.50	0.16	U
108-88-3	Toluene	ND	2.5	0.70	U
100-41-4	Ethylbenzene	ND	2.5	0.70	U
75-01-4	Vinyl chloride	ND	1.0	0.07	U
75-35-4	1,1-Dichloroethene	ND	0.50	0.17	U
156-60-5	trans-1,2-Dichloroethene	ND	2.5	0.70	U
79-01-6	Trichloroethene	0.26	0.50	0.18	J
95-50-1	1,2-Dichlorobenzene	ND	2.5	0.70	U
541-73-1	1,3-Dichlorobenzene	ND	2.5	0.70	U
106-46-7	1,4-Dichlorobenzene	ND	2.5	0.70	U
1634-04-4	Methyl tert butyl ether	ND	2.5	0.70	U
179601-23-1	p/m-Xylene	ND	2.5	0.70	U
95-47-6	o-Xylene	ND	2.5	0.70	U
1330-20-7	Xylenes, Total	ND	2.5	0.70	U
156-59-2	cis-1,2-Dichloroethene	1.6	2.5	0.70	J
540-59-0	1,2-Dichloroethene, Total	1.6	2.5	0.70	J
67-64-1	Acetone	ND	5.0	1.5	U

Results Summary
Form 1
Volatile Organics by GC/MS

Client	: Roux Env. Eng. & Geology, DPC	**Lab Number**	: L2222594
Project Name	: FORMER PFIZER INC SITE B&D	**Project Number**	: 0047.0044Y047
Lab ID	: L2222594-02	**Date Collected**	: 04/29/22 10:30
Client ID	: MW-23	**Date Received**	: 04/29/22
Sample Location	: 60-66 GERRY STREET	**Date Analyzed**	: 05/02/22 11:42
Sample Matrix	: WATER	**Dilution Factor**	: 1
Analytical Method	: 1,8260C	**Analyst**	: MV
Lab File ID	: V05220502A13	**Instrument ID**	: VOA105
Sample Amount	: 10 ml	**GC Column**	: RTX-502.2
Level	: LOW	**%Solids**	: N/A
Extract Volume (MeOH)	: N/A	**Injection Volume**	: N/A

		ug/L			
CAS NO.	**Parameter**	**Results**	**RL**	**MDL**	**Qualifier**
78-93-3	2-Butanone	ND	5.0	1.9	U
104-51-8	n-Butylbenzene	ND	2.5	0.70	U
135-98-8	sec-Butylbenzene	ND	2.5	0.70	U
98-06-6	tert-Butylbenzene	ND	2.5	0.70	U
103-65-1	n-Propylbenzene	ND	2.5	0.70	U
108-67-8	1,3,5-Trimethylbenzene	ND	2.5	0.70	U
95-63-6	1,2,4-Trimethylbenzene	ND	2.5	0.70	U
123-91-1	1,4-Dioxane	ND	250	61.	U

Results Summary
Form 1
Volatile Organics by GC/MS

Client	: Roux Env. Eng. & Geology, DPC	**Lab Number**	: L2222594
Project Name	: FORMER PFIZER INC SITE B&D	**Project Number**	: 0047.0044Y047
Lab ID	: L2222594-03	**Date Collected**	: 04/29/22 11:30
Client ID	: MW-2I	**Date Received**	: 04/29/22
Sample Location	: 60-66 GERRY STREET	**Date Analyzed**	: 05/02/22 11:19
Sample Matrix	: WATER	**Dilution Factor**	: 1
Analytical Method	: 1,8260C	**Analyst**	: MV
Lab File ID	: V05220502A12	**Instrument ID**	: VOA105
Sample Amount	: 10 ml	**GC Column**	: RTX-502.2
Level	: LOW	**%Solids**	: N/A
Extract Volume (MeOH)	: N/A	**Injection Volume**	: N/A

		ug/L			
CAS NO.	**Parameter**	**Results**	**RL**	**MDL**	**Qualifier**
75-09-2	Methylene chloride	ND	2.5	0.70	U
75-34-3	1,1-Dichloroethane	ND	2.5	0.70	U
67-66-3	Chloroform	ND	2.5	0.70	U
56-23-5	Carbon tetrachloride	ND	0.50	0.13	U
127-18-4	Tetrachloroethene	ND	0.50	0.18	U
108-90-7	Chlorobenzene	ND	2.5	0.70	U
107-06-2	1,2-Dichloroethane	ND	0.50	0.13	U
71-55-6	1,1,1-Trichloroethane	ND	2.5	0.70	U
71-43-2	Benzene	ND	0.50	0.16	U
108-88-3	Toluene	ND	2.5	0.70	U
100-41-4	Ethylbenzene	ND	2.5	0.70	U
75-01-4	Vinyl chloride	2.1	1.0	0.07	
75-35-4	1,1-Dichloroethene	ND	0.50	0.17	U
156-60-5	trans-1,2-Dichloroethene	ND	2.5	0.70	U
79-01-6	Trichloroethene	0.31	0.50	0.18	J
95-50-1	1,2-Dichlorobenzene	ND	2.5	0.70	U
541-73-1	1,3-Dichlorobenzene	ND	2.5	0.70	U
106-46-7	1,4-Dichlorobenzene	ND	2.5	0.70	U
1634-04-4	Methyl tert butyl ether	ND	2.5	0.70	U
179601-23-1	p/m-Xylene	ND	2.5	0.70	U
95-47-6	o-Xylene	ND	2.5	0.70	U
1330-20-7	Xylenes, Total	ND	2.5	0.70	U
156-59-2	cis-1,2-Dichloroethene	20	2.5	0.70	
540-59-0	1,2-Dichloroethene, Total	20	2.5	0.70	
67-64-1	Acetone	ND	5.0	1.5	U

Results Summary
Form 1
Volatile Organics by GC/MS

Client	: Roux Env. Eng. & Geology, DPC	**Lab Number**	: L2222594
Project Name	: FORMER PFIZER INC SITE B&D	**Project Number**	: 0047.0044Y047
Lab ID	: L2222594-03	**Date Collected**	: 04/29/22 11:30
Client ID	: MW-2I	**Date Received**	: 04/29/22
Sample Location	: 60-66 GERRY STREET	**Date Analyzed**	: 05/02/22 11:19
Sample Matrix	: WATER	**Dilution Factor**	: 1
Analytical Method	: 1,8260C	**Analyst**	: MV
Lab File ID	: V05220502A12	**Instrument ID**	: VOA105
Sample Amount	: 10 ml	**GC Column**	: RTX-502.2
Level	: LOW	**%Solids**	: N/A
Extract Volume (MeOH)	: N/A	**Injection Volume**	: N/A

		ug/L			
CAS NO.	**Parameter**	**Results**	**RL**	**MDL**	**Qualifier**
78-93-3	2-Butanone	ND	5.0	1.9	U
104-51-8	n-Butylbenzene	ND	2.5	0.70	U
135-98-8	sec-Butylbenzene	ND	2.5	0.70	U
98-06-6	tert-Butylbenzene	ND	2.5	0.70	U
103-65-1	n-Propylbenzene	ND	2.5	0.70	U
108-67-8	1,3,5-Trimethylbenzene	ND	2.5	0.70	U
95-63-6	1,2,4-Trimethylbenzene	ND	2.5	0.70	U
123-91-1	1,4-Dioxane	ND	250	61.	U

Results Summary
Form 1
Volatile Organics by GC/MS

Client	: Roux Env. Eng. & Geology, DPC	**Lab Number**	: L2222594
Project Name	: FORMER PFIZER INC SITE B&D	**Project Number**	: 0047.0044Y047
Lab ID	: L2222594-04D	**Date Collected**	: 04/29/22 14:55
Client ID	: MW-D2I	**Date Received**	: 04/29/22
Sample Location	: 60-66 GERRY STREET	**Date Analyzed**	: 05/02/22 10:55
Sample Matrix	: WATER	**Dilution Factor**	: 2
Analytical Method	: 1,8260C	**Analyst**	: MV
Lab File ID	: V05220502A11	**Instrument ID**	: VOA105
Sample Amount	: 5 ml	**GC Column**	: RTX-502.2
Level	: LOW	**%Solids**	: N/A
Extract Volume (MeOH)	: N/A	**Injection Volume**	: N/A

		ug/L			
CAS NO.	**Parameter**	**Results**	**RL**	**MDL**	**Qualifier**
75-09-2	Methylene chloride	ND	5.0	1.4	U
75-34-3	1,1-Dichloroethane	ND	5.0	1.4	U
67-66-3	Chloroform	ND	5.0	1.4	U
56-23-5	Carbon tetrachloride	ND	1.0	0.27	U
127-18-4	Tetrachloroethene	ND	1.0	0.36	U
108-90-7	Chlorobenzene	ND	5.0	1.4	U
107-06-2	1,2-Dichloroethane	ND	1.0	0.26	U
71-55-6	1,1,1-Trichloroethane	ND	5.0	1.4	U
71-43-2	Benzene	ND	1.0	0.32	U
108-88-3	Toluene	ND	5.0	1.4	U
100-41-4	Ethylbenzene	ND	5.0	1.4	U
75-01-4	Vinyl chloride	11	2.0	0.14	
75-35-4	1,1-Dichloroethene	ND	1.0	0.34	U
156-60-5	trans-1,2-Dichloroethene	ND	5.0	1.4	U
79-01-6	Trichloroethene	0.42	1.0	0.35	J
95-50-1	1,2-Dichlorobenzene	ND	5.0	1.4	U
541-73-1	1,3-Dichlorobenzene	ND	5.0	1.4	U
106-46-7	1,4-Dichlorobenzene	ND	5.0	1.4	U
1634-04-4	Methyl tert butyl ether	ND	5.0	1.4	U
179601-23-1	p/m-Xylene	ND	5.0	1.4	U
95-47-6	o-Xylene	ND	5.0	1.4	U
1330-20-7	Xylenes, Total	ND	5.0	1.4	U
156-59-2	cis-1,2-Dichloroethene	15	5.0	1.4	
540-59-0	1,2-Dichloroethene, Total	15	5.0	1.4	
67-64-1	Acetone	120	10	2.9	

Results Summary
Form 1
Volatile Organics by GC/MS

Client	: Roux Env. Eng. & Geology, DPC	**Lab Number**	: L2222594
Project Name	: FORMER PFIZER INC SITE B&D	**Project Number**	: 0047.0044Y047
Lab ID	: L2222594-04D	**Date Collected**	: 04/29/22 14:55
Client ID	: MW-D2I	**Date Received**	: 04/29/22
Sample Location	: 60-66 GERRY STREET	**Date Analyzed**	: 05/02/22 10:55
Sample Matrix	: WATER	**Dilution Factor**	: 2
Analytical Method	: 1,8260C	**Analyst**	: MV
Lab File ID	: V05220502A11	**Instrument ID**	: VOA105
Sample Amount	: 5 ml	**GC Column**	: RTX-502.2
Level	: LOW	**%Solids**	: N/A
Extract Volume (MeOH)	: N/A	**Injection Volume**	: N/A

		ug/L			
CAS NO.	**Parameter**	**Results**	**RL**	**MDL**	**Qualifier**
78-93-3	2-Butanone	350	10	3.9	
104-51-8	n-Butylbenzene	ND	5.0	1.4	U
135-98-8	sec-Butylbenzene	ND	5.0	1.4	U
98-06-6	tert-Butylbenzene	ND	5.0	1.4	U
103-65-1	n-Propylbenzene	ND	5.0	1.4	U
108-67-8	1,3,5-Trimethylbenzene	ND	5.0	1.4	U
95-63-6	1,2,4-Trimethylbenzene	ND	5.0	1.4	U
123-91-1	1,4-Dioxane	ND	500	120	U

Results Summary
Form 1
Volatile Organics by GC/MS

Client	: Roux Env. Eng. & Geology, DPC	**Lab Number**	: L2222594
Project Name	: FORMER PFIZER INC SITE B&D	**Project Number**	: 0047.0044Y047
Lab ID	: L2222594-05	**Date Collected**	: 04/29/22 00:00
Client ID	: TB-04292022	**Date Received**	: 04/29/22
Sample Location	: 60-66 GERRY STREET	**Date Analyzed**	: 05/02/22 12:29
Sample Matrix	: WATER	**Dilution Factor**	: 1
Analytical Method	: 1,8260C	**Analyst**	: MV
Lab File ID	: V05220502A15	**Instrument ID**	: VOA105
Sample Amount	: 10 ml	**GC Column**	: RTX-502.2
Level	: LOW	**%Solids**	: N/A
Extract Volume (MeOH)	: N/A	**Injection Volume**	: N/A

		ug/L			
CAS NO.	**Parameter**	**Results**	**RL**	**MDL**	**Qualifier**
75-09-2	Methylene chloride	ND	2.5	0.70	U
75-34-3	1,1-Dichloroethane	ND	2.5	0.70	U
67-66-3	Chloroform	ND	2.5	0.70	U
56-23-5	Carbon tetrachloride	ND	0.50	0.13	U
127-18-4	Tetrachloroethene	ND	0.50	0.18	U
108-90-7	Chlorobenzene	ND	2.5	0.70	U
107-06-2	1,2-Dichloroethane	ND	0.50	0.13	U
71-55-6	1,1,1-Trichloroethane	ND	2.5	0.70	U
71-43-2	Benzene	ND	0.50	0.16	U
108-88-3	Toluene	ND	2.5	0.70	U
100-41-4	Ethylbenzene	ND	2.5	0.70	U
75-01-4	Vinyl chloride	ND	1.0	0.07	U
75-35-4	1,1-Dichloroethene	ND	0.50	0.17	U
156-60-5	trans-1,2-Dichloroethene	ND	2.5	0.70	U
79-01-6	Trichloroethene	ND	0.50	0.18	U
95-50-1	1,2-Dichlorobenzene	ND	2.5	0.70	U
541-73-1	1,3-Dichlorobenzene	ND	2.5	0.70	U
106-46-7	1,4-Dichlorobenzene	ND	2.5	0.70	U
1634-04-4	Methyl tert butyl ether	ND	2.5	0.70	U
179601-23-1	p/m-Xylene	ND	2.5	0.70	U
95-47-6	o-Xylene	ND	2.5	0.70	U
1330-20-7	Xylenes, Total	ND	2.5	0.70	U
156-59-2	cis-1,2-Dichloroethene	ND	2.5	0.70	U
540-59-0	1,2-Dichloroethene, Total	ND	2.5	0.70	U
67-64-1	Acetone	ND	5.0	1.5	U

Results Summary
Form 1
Volatile Organics by GC/MS

Client	: Roux Env. Eng. & Geology, DPC	**Lab Number**	: L2222594
Project Name	: FORMER PFIZER INC SITE B&D	**Project Number**	: 0047.0044Y047
Lab ID	: L2222594-05	**Date Collected**	: 04/29/22 00:00
Client ID	: TB-04292022	**Date Received**	: 04/29/22
Sample Location	: 60-66 GERRY STREET	**Date Analyzed**	: 05/02/22 12:29
Sample Matrix	: WATER	**Dilution Factor**	: 1
Analytical Method	: 1,8260C	**Analyst**	: MV
Lab File ID	: V05220502A15	**Instrument ID**	: VOA105
Sample Amount	: 10 ml	**GC Column**	: RTX-502.2
Level	: LOW	**%Solids**	: N/A
Extract Volume (MeOH)	: N/A	**Injection Volume**	: N/A

		ug/L			
CAS NO.	**Parameter**	**Results**	**RL**	**MDL**	**Qualifier**
78-93-3	2-Butanone	ND	5.0	1.9	U
104-51-8	n-Butylbenzene	ND	2.5	0.70	U
135-98-8	sec-Butylbenzene	ND	2.5	0.70	U
98-06-6	tert-Butylbenzene	ND	2.5	0.70	U
103-65-1	n-Propylbenzene	ND	2.5	0.70	U
108-67-8	1,3,5-Trimethylbenzene	ND	2.5	0.70	U
95-63-6	1,2,4-Trimethylbenzene	ND	2.5	0.70	U
123-91-1	1,4-Dioxane	ND	250	61.	U

Results Summary
Form 1
Volatile Organics by GC/MS

Client	: Roux Env. Eng. & Geology, DPC	Lab Number	: L2222594
Project Name	: FORMER PFIZER INC SITE B&D	Project Number	: 0047.0044Y047
Lab ID	: WG1633727-5	Date Collected	: NA
Client ID	: WG1633727-5BLANK	Date Received	: NA
Sample Location	:	Date Analyzed	: 05/02/22 08:36
Sample Matrix	: WATER	Dilution Factor	: 1
Analytical Method	: 1,8260C	Analyst	: PD
Lab File ID	: V05220502A05	Instrument ID	: VOA105
Sample Amount	: 10 ml	GC Column	: RTX-502.2
Level	: LOW	%Solids	: N/A
Extract Volume (MeOH)	: N/A	Injection Volume	: N/A

		ug/L			
CAS NO.	Parameter	Results	RL	MDL	Qualifier
75-09-2	Methylene chloride	ND	2.5	0.70	U
75-34-3	1,1-Dichloroethane	ND	2.5	0.70	U
67-66-3	Chloroform	ND	2.5	0.70	U
56-23-5	Carbon tetrachloride	ND	0.50	0.13	U
127-18-4	Tetrachloroethene	ND	0.50	0.18	U
108-90-7	Chlorobenzene	ND	2.5	0.70	U
107-06-2	1,2-Dichloroethane	ND	0.50	0.13	U
71-55-6	1,1,1-Trichloroethane	ND	2.5	0.70	U
71-43-2	Benzene	ND	0.50	0.16	U
108-88-3	Toluene	ND	2.5	0.70	U
100-41-4	Ethylbenzene	ND	2.5	0.70	U
75-01-4	Vinyl chloride	ND	1.0	0.07	U
75-35-4	1,1-Dichloroethene	ND	0.50	0.17	U
156-60-5	trans-1,2-Dichloroethene	ND	2.5	0.70	U
79-01-6	Trichloroethene	ND	0.50	0.18	U
95-50-1	1,2-Dichlorobenzene	ND	2.5	0.70	U
541-73-1	1,3-Dichlorobenzene	ND	2.5	0.70	U
106-46-7	1,4-Dichlorobenzene	ND	2.5	0.70	U
1634-04-4	Methyl tert butyl ether	ND	2.5	0.70	U
179601-23-1	p/m-Xylene	ND	2.5	0.70	U
95-47-6	o-Xylene	ND	2.5	0.70	U
1330-20-7	Xylenes, Total	ND	2.5	0.70	U
156-59-2	cis-1,2-Dichloroethene	ND	2.5	0.70	U
540-59-0	1,2-Dichloroethene, Total	ND	2.5	0.70	U
67-64-1	Acetone	ND	5.0	1.5	U

Results Summary
Form 1
Volatile Organics by GC/MS

Client	: Roux Env. Eng. & Geology, DPC	**Lab Number**	: L2222594
Project Name	: FORMER PFIZER INC SITE B&D	**Project Number**	: 0047.0044Y047
Lab ID	: WG1633727-5	**Date Collected**	: NA
Client ID	: WG1633727-5BLANK	**Date Received**	: NA
Sample Location	:	**Date Analyzed**	: 05/02/22 08:36
Sample Matrix	: WATER	**Dilution Factor**	: 1
Analytical Method	: 1,8260C	**Analyst**	: PD
Lab File ID	: V05220502A05	**Instrument ID**	: VOA105
Sample Amount	: 10 ml	**GC Column**	: RTX-502.2
Level	: LOW	**%Solids**	: N/A
Extract Volume (MeOH)	: N/A	**Injection Volume**	: N/A

		ug/L			
CAS NO.	**Parameter**	**Results**	**RL**	**MDL**	**Qualifier**
78-93-3	2-Butanone	ND	5.0	1.9	U
104-51-8	n-Butylbenzene	ND	2.5	0.70	U
135-98-8	sec-Butylbenzene	ND	2.5	0.70	U
98-06-6	tert-Butylbenzene	ND	2.5	0.70	U
103-65-1	n-Propylbenzene	ND	2.5	0.70	U
108-67-8	1,3,5-Trimethylbenzene	ND	2.5	0.70	U
95-63-6	1,2,4-Trimethylbenzene	ND	2.5	0.70	U
123-91-1	1,4-Dioxane	ND	250	61.	U

Quantitation Report (QT Reviewed)

Data Path : I:\VOLATILES\VOA105\2022\220502A\
Data File : V05220502A11.d
Acq On : 2 May 2022 10:55 am
Operator : VOA105:MV
Sample : l2222594-04d,31,5.0,10,,a,pri
Misc : WG1633727,ICAL18736
ALS Vial : 11 Sample Multiplier: 1

Quant Time: May 03 09:13:46 2022
Quant Method : I:\VOLATILES\VOA105\2022\220502A\V105_220208N_8260.m
Quant Title : VOLATILES BY GC/MS
QLast Update : Wed Feb 09 11:34:23 2022
Response via : Initial Calibration

CCAL FILE(s) : 1 - I:\VOLATILES\VOA105\2022\220502A\V05220502A01.d
Sub List : 8260-NYTCL - Megamix plus Diox

Compound	R.T.	QIon	Response	Conc Units	Dev(Min)
Internal Standards					
1) Fluorobenzene	5.860	96	347383	10.000 ug/L	0.00
Standard Area 1 = 367229			Recovery = 94.60%		
59) Chlorobenzene-d5	9.373	117	274891	10.000 ug/L	0.00
Standard Area 1 = 279312			Recovery = 98.42%		
79) 1,4-Dichlorobenzene-d4	12.106	152	151407	10.000 ug/L	0.00
Standard Area 1 = 155867			Recovery = 97.14%		
System Monitoring Compounds					
36) Dibromofluoromethane	5.068	113	100364	11.091 ug/L	0.00
Spiked Amount 10.000	Range 70 - 130		Recovery = 110.91%		
43) 1,2-Dichloroethane-d4	5.587	65	133692	11.228 ug/L	0.00
Spiked Amount 10.000	Range 70 - 130		Recovery = 112.28%		
60) Toluene-d8	7.533	98	336733	9.381 ug/L	0.00
Spiked Amount 10.000	Range 70 - 130		Recovery = 93.81%		
83) 4-Bromofluorobenzene	10.881	95	135360	9.874 ug/L	0.00
Spiked Amount 10.000	Range 70 - 130		Recovery = 98.74%		
Target Compounds					Qvalue
4) Vinyl chloride	1.831	62	52160	5.517 ug/L #	14
10) 1,1-Dichloroethene	0.000		0	N.D.	
15) Methylene chloride	3.396	84	702	0.089 ug/L #	1
17) Acetone	3.445	43	99593	60.412 ug/L	100
18) trans-1,2-Dichloroethene	3.552	96	889	0.119 ug/L #	57
20) Methyl tert-butyl ether	3.640	73	1603	0.106 ug/L #	1
23) 1,1-Dichloroethane	0.000		0	N.D.	
28) cis-1,2-Dichloroethene	4.628	96	65247	7.616 ug/L #	77
32) Chloroform	4.892	83	99	N.D.	
34) Carbon tetrachloride	0.000		0	N.D.	
37) 1,1,1-Trichloroethane	0.000		0	N.D.	
39) 2-Butanone	5.176	43	476782	174.781 ug/L #	34
41) Benzene	5.450	78	1103	N.D.	
44) 1,2-Dichloroethane	5.655	62	707	N.D.	
48) Trichloroethene	6.046	95	1886	0.212 ug/L #	85
57) 1,4-Dioxane	0.000		0	N.D.	
61) Toluene	7.592	92	1060	N.D.	
63) Tetrachloroethene	8.032	166	1472	0.160 ug/L #	66
73) Chlorobenzene	0.000		0	N.D.	
74) Ethylbenzene	9.441	91	1720	N.D.	

Data Path : I:\VOLATILES\VOA105\2022\220502A\
Data File : V05220502A11.d
Acq On : 2 May 2022 10:55 am
Operator : VOA105:MV
Sample : l2222594-04d,31,5.0,10,,a,pri
Misc : WG1633727,ICAL18736
ALS Vial : 11 Sample Multiplier: 1

Quant Time: May 03 09:13:46 2022
Quant Method : I:\VOLATILES\VOA105\2022\220502A\V105_220208N_8260.m
Quant Title : VOLATILES BY GC/MS
QLast Update : Wed Feb 09 11:34:23 2022
Response via : Initial Calibration

CCAL FILE(s) : 1 - I:\VOLATILES\VOA105\2022\220502A\V05220502A01.d
Sub List : 8260-NYTCL - Megamix plus Diox

	Compound	R.T.	QIon	Response	Conc	Units	Dev(Min)
76)	p/m Xylene	9.618	106	735	N.D.		
77)	o Xylene	10.166	106	113	N.D.		
85)	n-Propylbenzene	11.038	91	323	N.D.		
90)	1,3,5-Trimethylbenzene	11.273	105	927	N.D.		
94)	tert-Butylbenzene	11.694	119	198	N.D.		
97)	1,2,4-Trimethylbenzene	11.694	105	3294	0.096	ug/L	92
98)	sec-Butylbenzene	11.802	105	115	N.D.		
100)	1,3-Dichlorobenzene	0.000		0	N.D.		
101)	1,4-Dichlorobenzene	0.000		0	N.D.		
103)	n-Butylbenzene	12.390	91	225	N.D.		
104)	1,2-Dichlorobenzene	0.000		0	N.D.		

(#) = qualifier out of range (m) = manual integration (+) = signals summed

Quantitation Report (QT Reviewed)

Data Path : I:\VOLATILES\VOA105\2022\220502A\
Data File : V05220502A11.d
Acq On : 2 May 2022 10:55 am
Operator : VOA105:MV
Sample : l2222594-04d,31,5.0,10,,a,pri
Misc : WG1633727,ICAL18736
ALS Vial : 11 Sample Multiplier: 1

Quant Time: May 03 09:13:46 2022
Quant Method : I:\VOLATILES\VOA105\2022\220502A\V105_220208N_8260.m
Quant Title : VOLATILES BY GC/MS
QLast Update : Wed Feb 09 11:34:23 2022
Response via : Initial Calibration

Sub List : 8260-NYTCL - Megamix plus Diox20502A\V05220502A01.d•

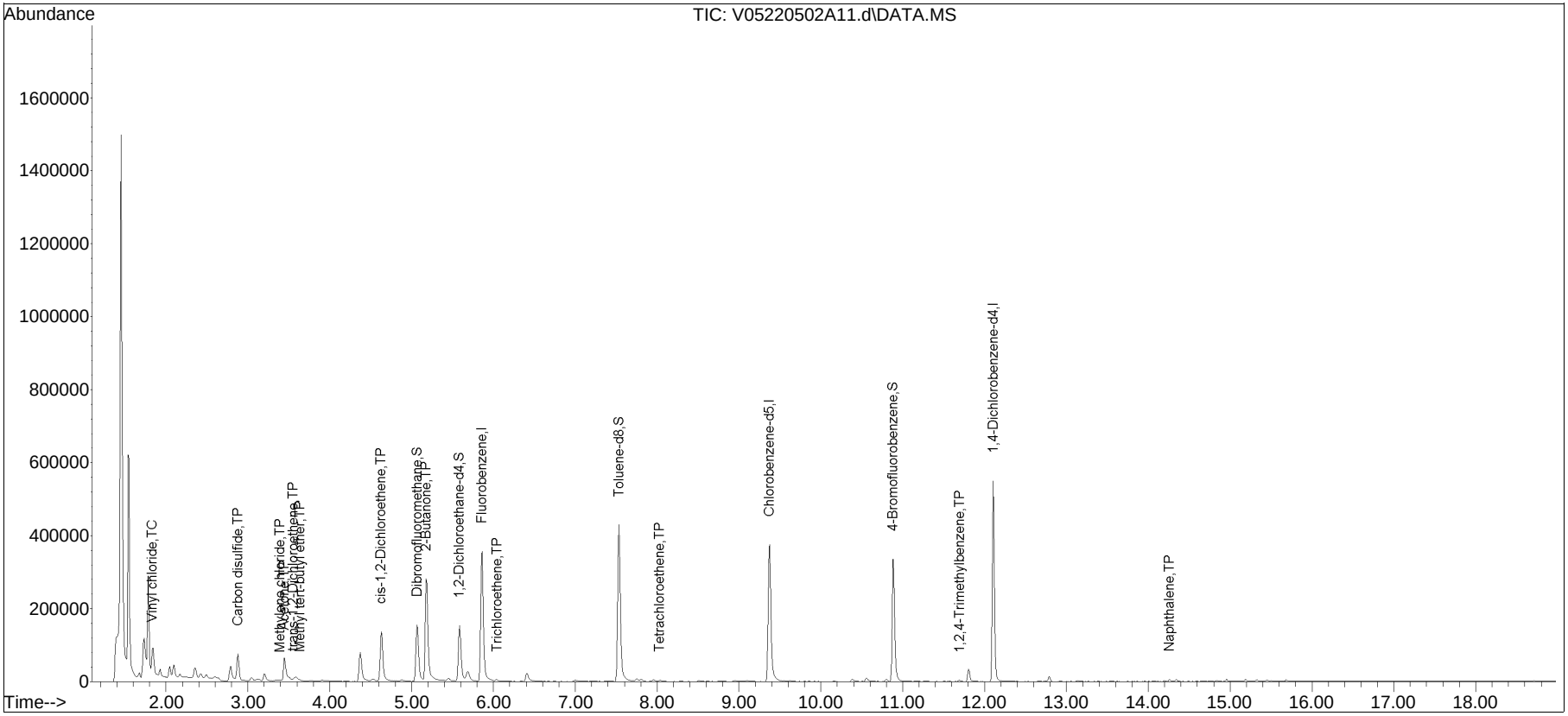

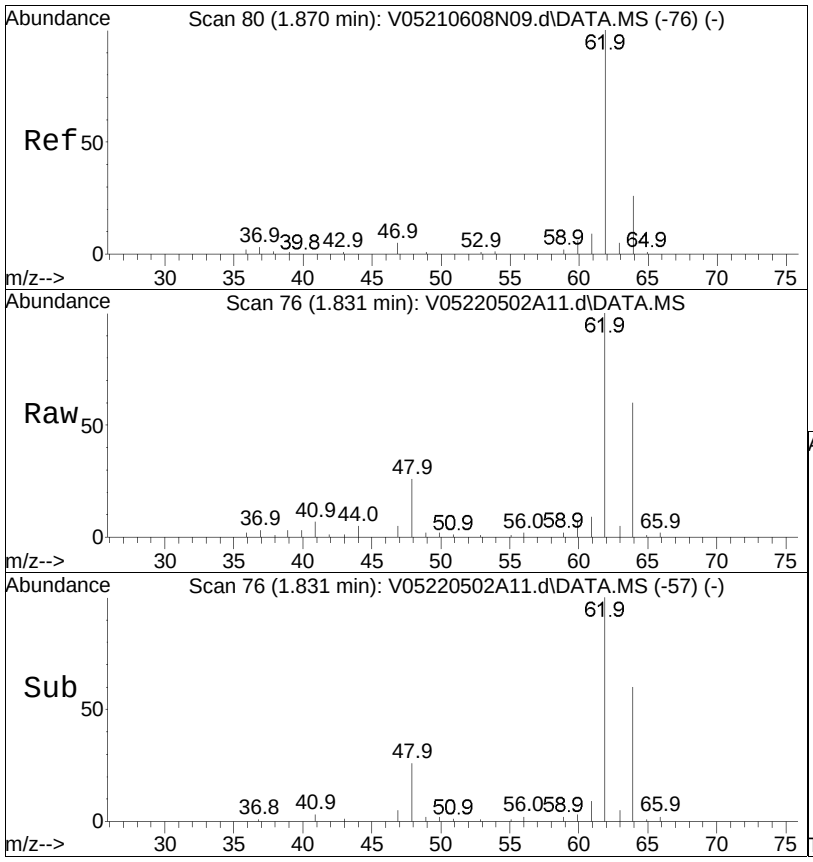

#4
Vinyl chloride
Concen: 5.52 ug/L
RT: 1.831 min Scan# 76
Delta R.T. -0.009 min
Lab File: V05220502A11.d
Acq: 2 May 2022 10:55 am

Tgt Ion: 62 Resp: 52160

Ion	Ratio	Lower	Upper
62	100		
64	82.7	13.5	53.5#

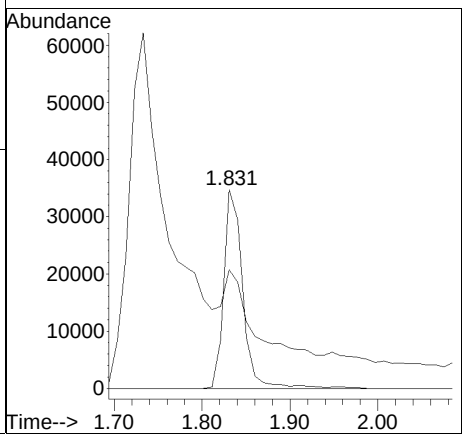

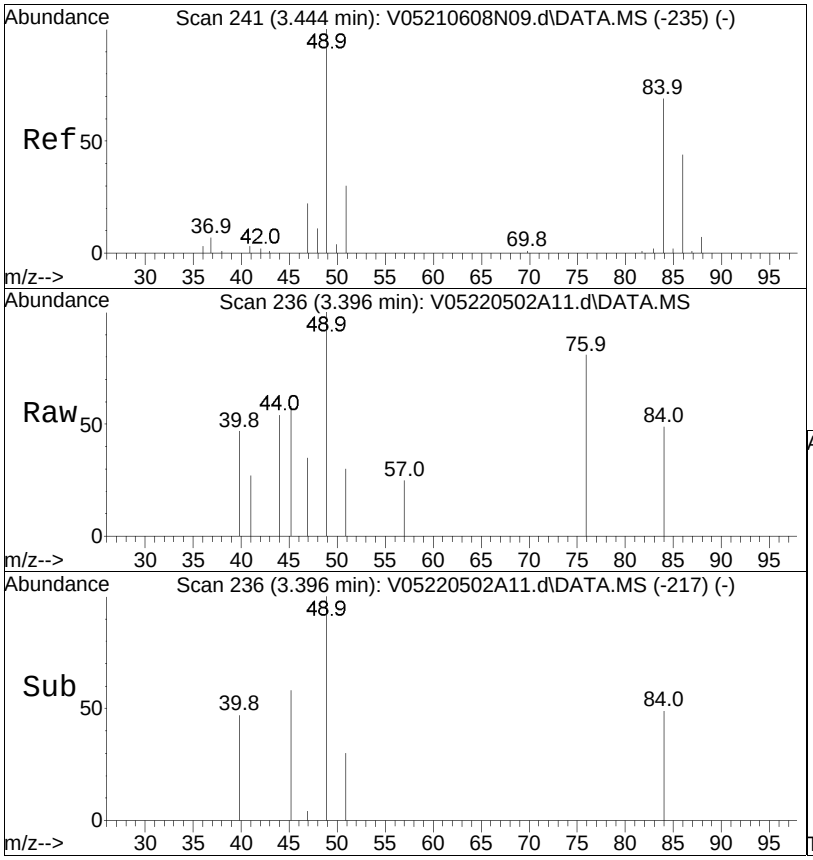

#15
Methylene chloride
Concen: 0.09 ug/L
RT: 3.396 min Scan# 236
Delta R.T. -0.009 min
Lab File: V05220502A11.d
Acq: 2 May 2022 10:55 am

Tgt Ion: 84 Resp: 702

Ion	Ratio	Lower	Upper
84	100		
86	13.7	42.1	87.5#
49	252.3	69.3	143.9#

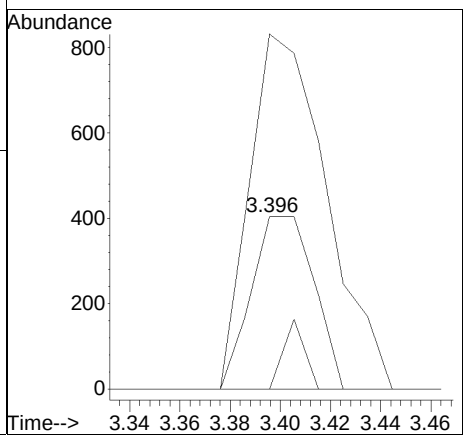

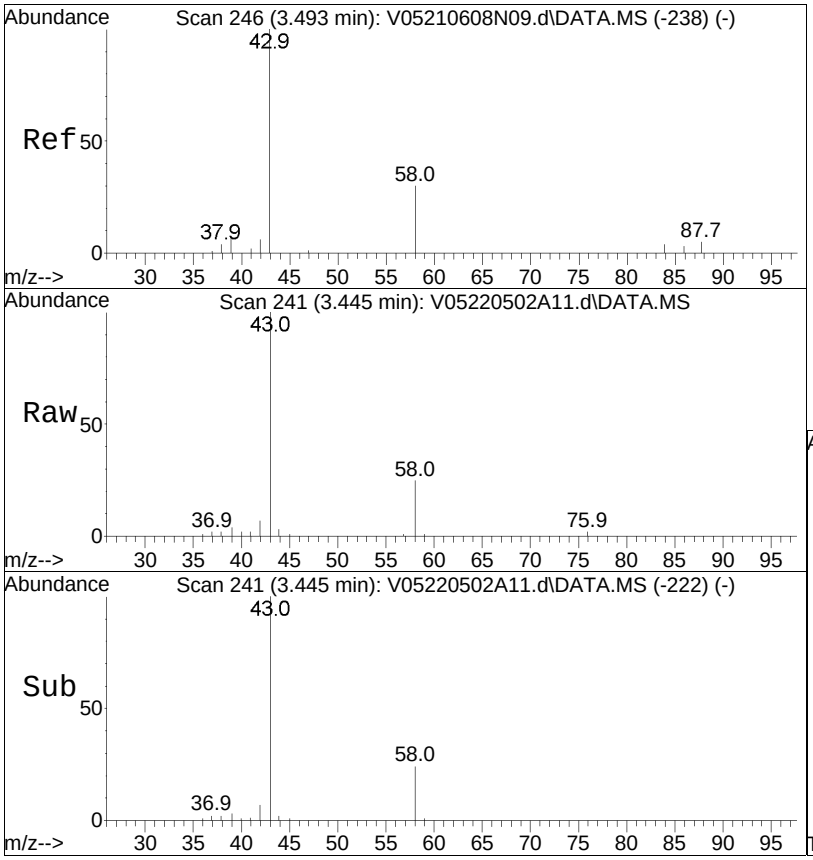

#17
Acetone
Concen: 60.41 ug/L
RT: 3.445 min Scan# 241
Delta R.T. -0.009 min
Lab File: V05220502A11.d
Acq: 2 May 2022 10:55 am

Tgt Ion: 43 Resp: 99593

Ion	Ratio	Lower	Upper
43	100		
58	27.6	22.0	33.0

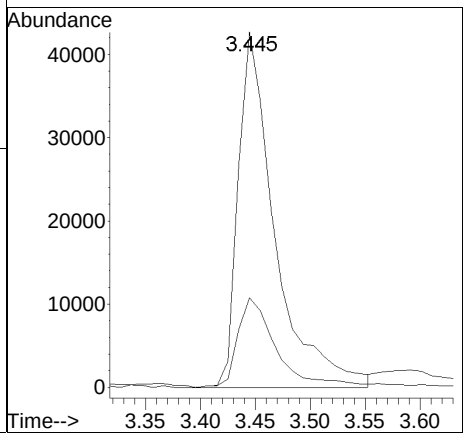

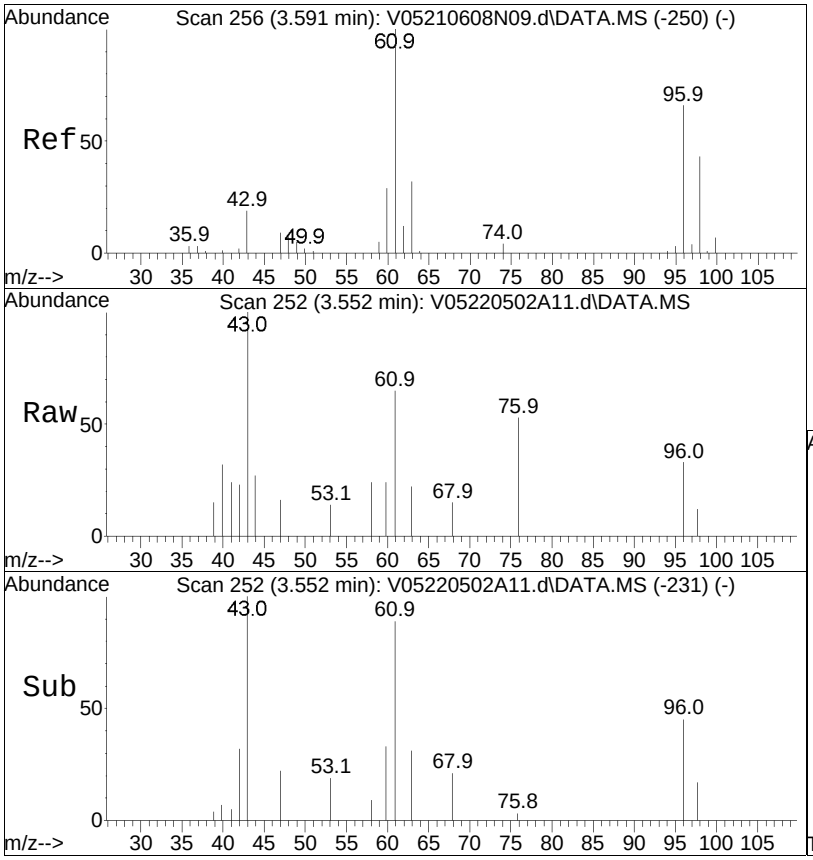

#18
trans-1,2-Dichloroethene
Concen: 0.12 ug/L
RT: 3.552 min Scan# 252
Delta R.T. 0.010 min
Lab File: V05220502A11.d
Acq: 2 May 2022 10:55 am

Tgt Ion: 96 Resp: 889

Ion	Ratio	Lower	Upper
96	100		
61	214.2	91.7	190.5#
98	54.9	41.1	85.5
63	67.4	29.4	61.0#

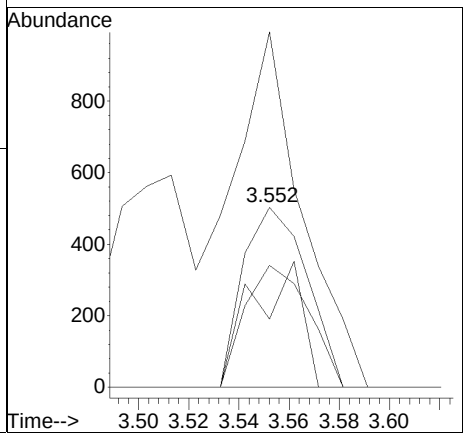

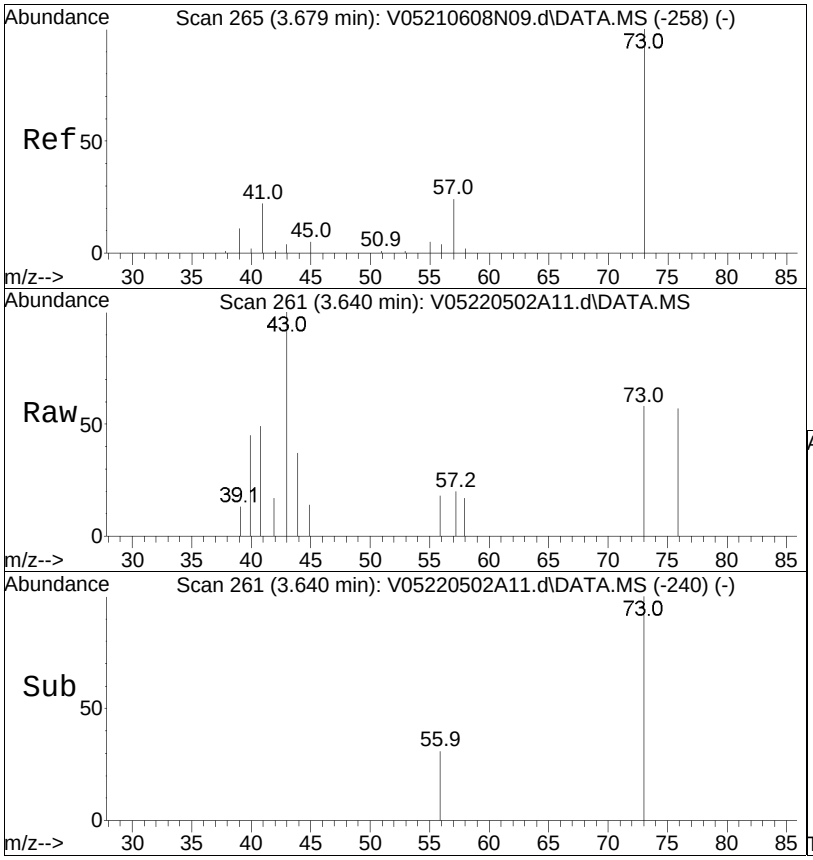

#20
Methyl tert-butyl ether
Concen: 0.11 ug/L
RT: 3.640 min Scan# 261
Delta R.T. 0.010 min
Lab File: V05220502A11.d
Acq: 2 May 2022 10:55 am

Tgt Ion: 73 Resp: 1603

Ion	Ratio	Lower	Upper
73	100		
57	146.0	11.8	24.6#
43	444.7	13.5	27.9#
41	341.5	13.3	27.5#

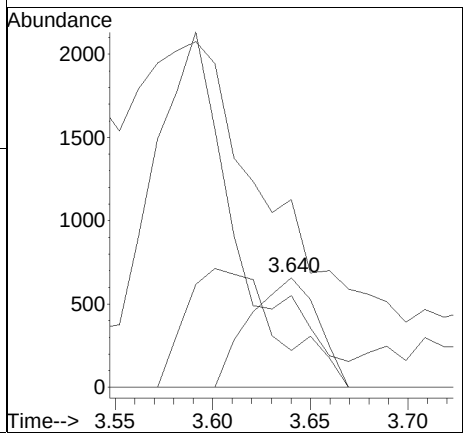

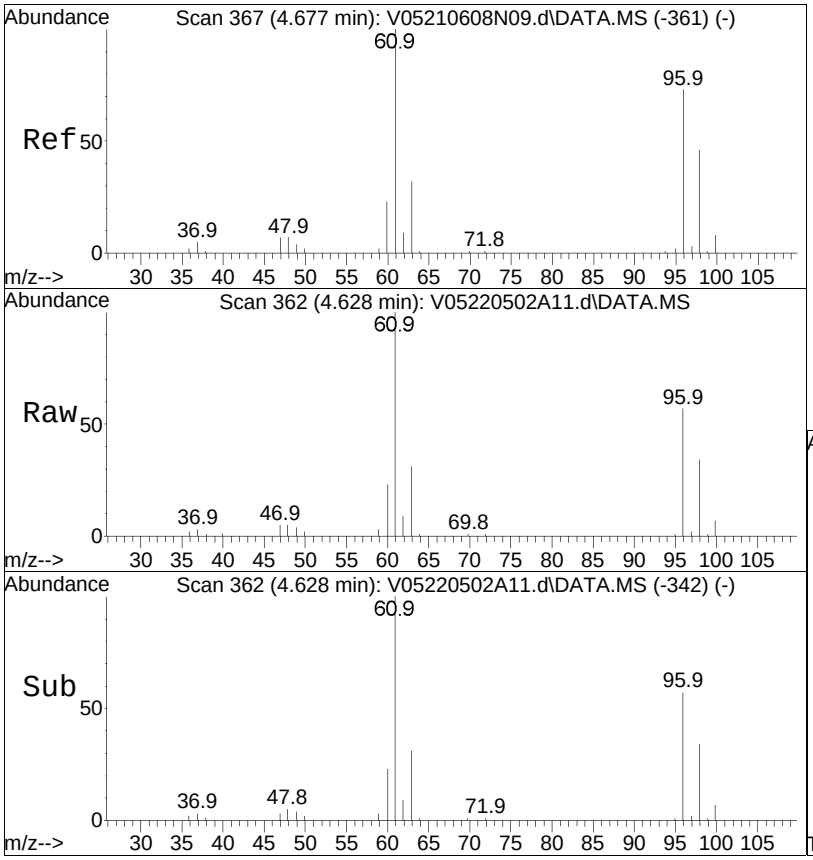

#28
cis-1,2-Dichloroethene
Concen: 7.62 ug/L
RT: 4.628 min Scan# 362
Delta R.T. 0.000 min
Lab File: V05220502A11.d
Acq: 2 May 2022 10:55 am

Tgt Ion: 96 Resp: 65247

Ion	Ratio	Lower	Upper
96	100		
61	165.2	100.5	150.7#
98	62.1	49.8	74.8

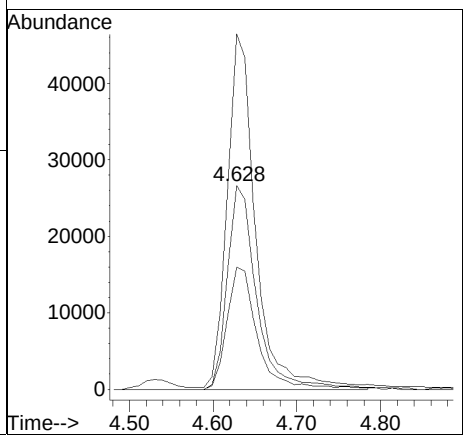

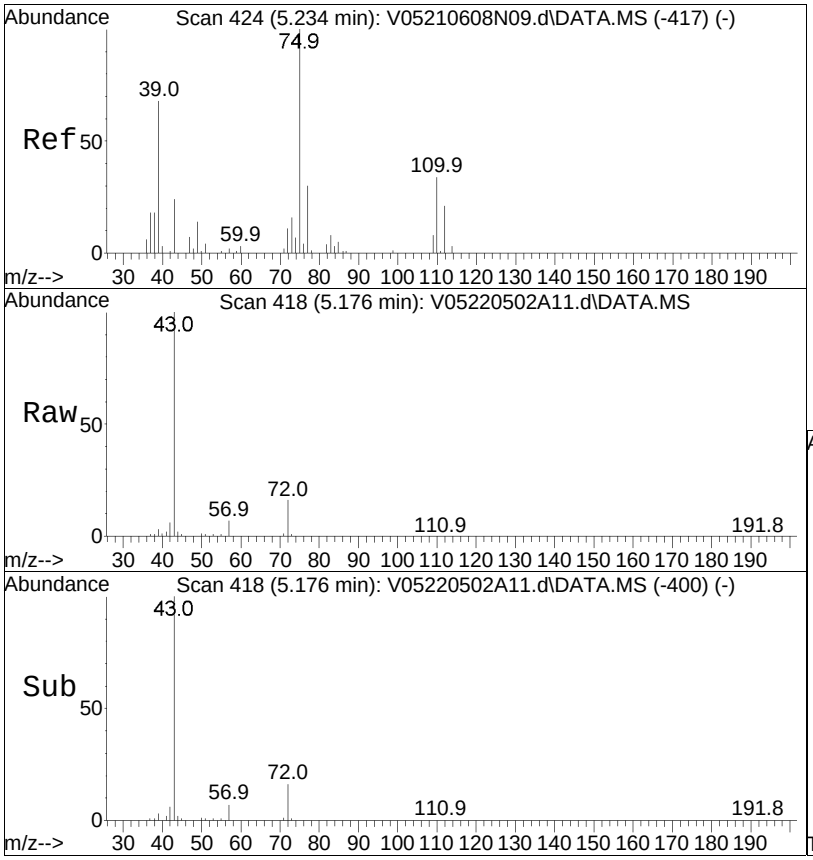

#39
2-Butanone
Concen: 174.78 ug/L
RT: 5.176 min Scan# 418
Delta R.T. -0.019 min
Lab File: V05220502A11.d
Acq: 2 May 2022 10:55 am

Tgt Ion: 43 Resp: 476782

Ion	Ratio	Lower	Upper
43	100		
72	15.5	55.6	83.4#

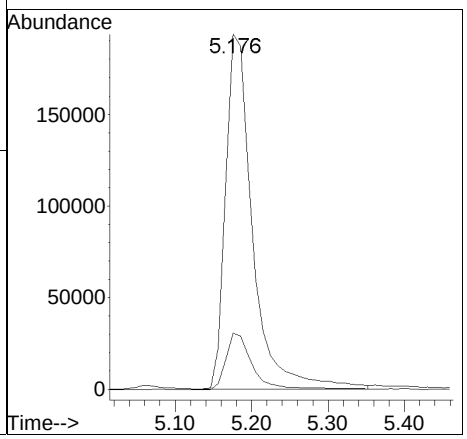

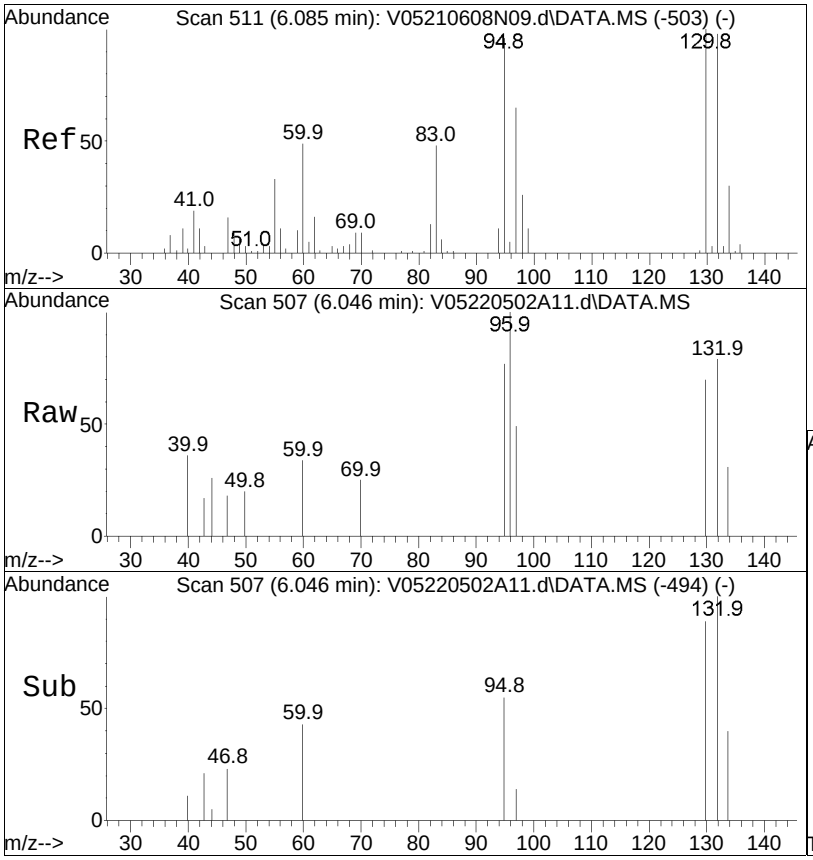

#48
Trichloroethene
Concen: 0.21 ug/L
RT: 6.046 min Scan# 507
Delta R.T. 0.010 min
Lab File: V05220502A11.d
Acq: 2 May 2022 10:55 am

Tgt Ion: 95 Resp: 1886

Ion	Ratio	Lower	Upper
95	100		
97	74.7	56.1	84.1
130	75.0	77.7	116.5#

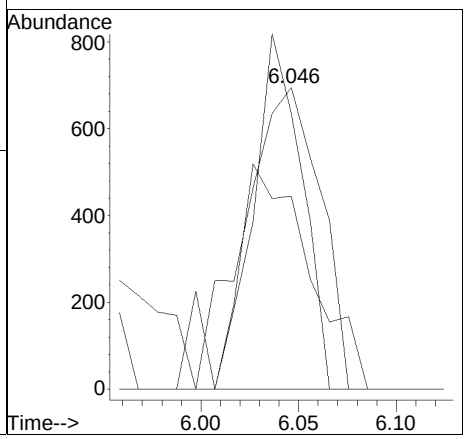

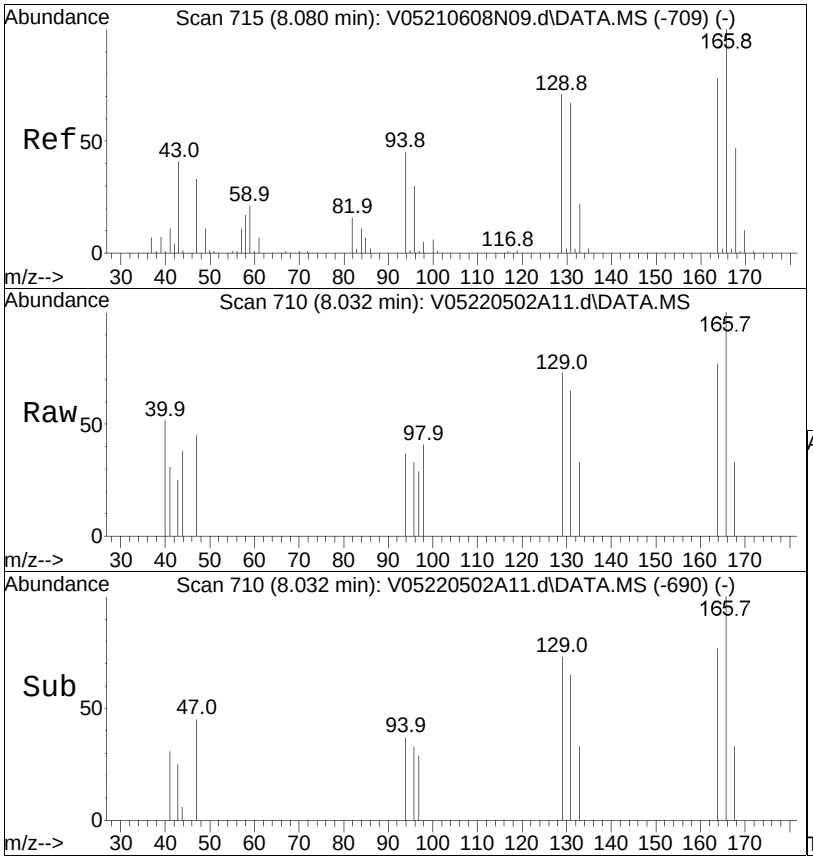

#63
Tetrachloroethene
Concen: 0.16 ug/L
RT: 8.032 min Scan# 710
Delta R.T. -0.000 min
Lab File: V05220502A11.d
Acq: 2 May 2022 10:55 am

Tgt Ion:166 Resp: 1472

Ion	Ratio	Lower	Upper
166	100		
168	19.4	30.2	70.2#
94	35.9	32.5	72.5

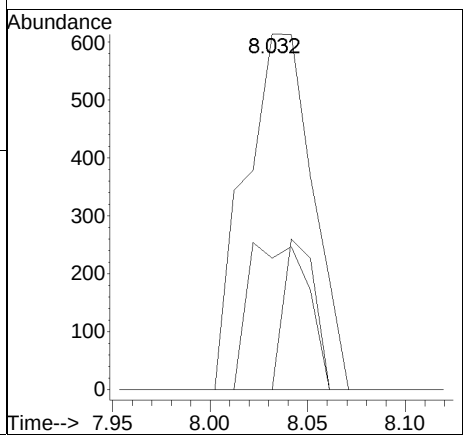

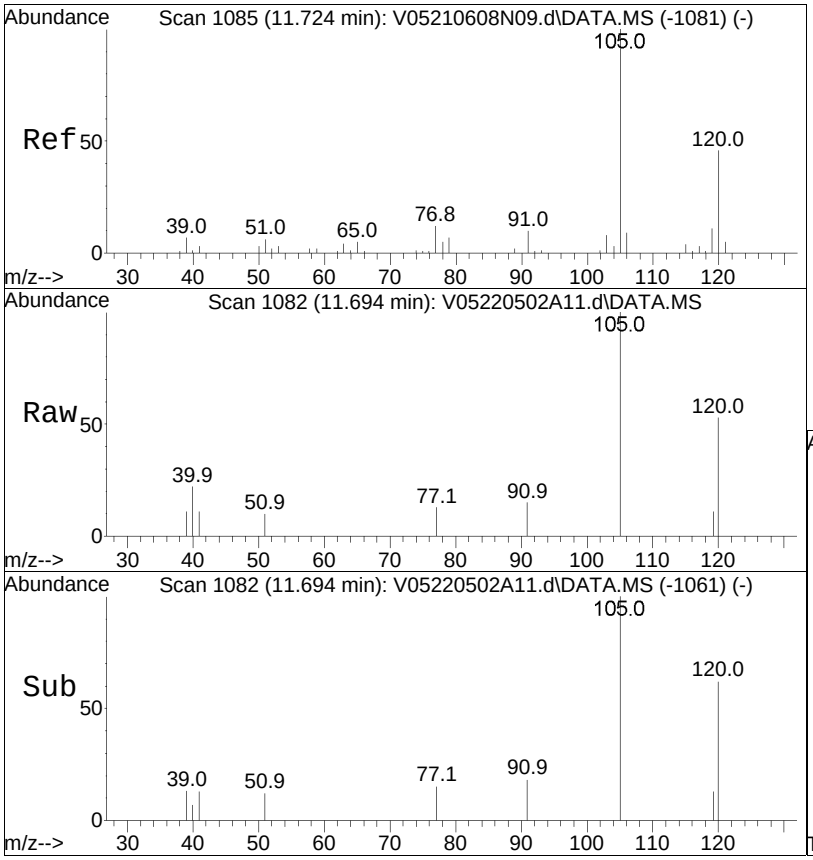

#97
1,2,4-Trimethylbenzene
Concen: 0.10 ug/L
RT: 11.694 min Scan# 1082
Delta R.T. 0.010 min
Lab File: V05220502A11.d
Acq: 2 May 2022 10:55 am

Tgt Ion:105 Resp: 3294

Ion	Ratio	Lower	Upper
105	100		
120	47.8	34.4	51.6

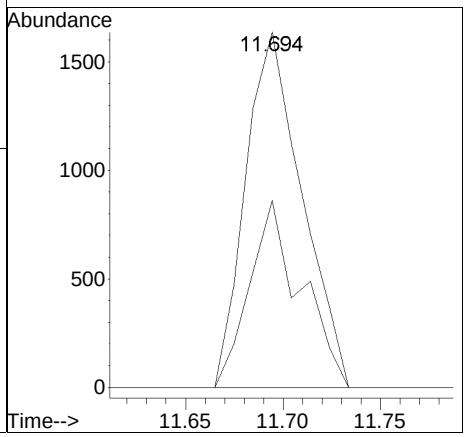

Manual Integration Report

Data Path	: I:\VOLATILES\VOA105\2022\2Q	Method	: V105_220208N_8260.m
Data File	: V05220502A11.d	Operator	: VOA105:MV
Date Inj'd	: 5/2/2022 10:55 am	Instrument	: VOA 105
Sample	: l2222594-04d,31,5.0,10,,a,	Quant Date	: 5/3/2022 7:57 am

There are no manual integrations or false positives in this file.

Quantitation Report (QT Reviewed)

Data Path : I:\VOLATILES\VOA105\2022\220502A\
Data File : V05220502A12.d
Acq On : 2 May 2022 11:19 am
Operator : VOA105:MV
Sample : l2222594-03,31,10,10,,a,pri
Misc : WG1633727,ICAL18736
ALS Vial : 12 Sample Multiplier: 1

Quant Time: May 03 09:14:30 2022
Quant Method : I:\VOLATILES\VOA105\2022\220502A\V105_220208N_8260.m
Quant Title : VOLATILES BY GC/MS
QLast Update : Wed Feb 09 11:34:23 2022
Response via : Initial Calibration

CCAL FILE(s) : 1 - I:\VOLATILES\VOA105\2022\220502A\V05220502A01.d
Sub List : 8260-NYTCL - Megamix plus Diox

Compound	R.T.	QIon	Response	Conc Units	Dev(Min)
Internal Standards					
1) Fluorobenzene	5.860	96	347593	10.000 ug/L	0.00
Standard Area 1 = 367229			Recovery =	94.65%	
59) Chlorobenzene-d5	9.373	117	267645	10.000 ug/L	0.00
Standard Area 1 = 279312			Recovery =	95.82%	
79) 1,4-Dichlorobenzene-d4	12.106	152	147619	10.000 ug/L	0.00
Standard Area 1 = 155867			Recovery =	94.71%	
System Monitoring Compounds					
36) Dibromofluoromethane	5.068	113	101047	11.160 ug/L	0.00
Spiked Amount 10.000	Range 70 - 130		Recovery =	111.60%	
43) 1,2-Dichloroethane-d4	5.586	65	134238	11.267 ug/L	0.00
Spiked Amount 10.000	Range 70 - 130		Recovery =	112.67%	
60) Toluene-d8	7.533	98	337153	9.647 ug/L	0.00
Spiked Amount 10.000	Range 70 - 130		Recovery =	96.47%	
83) 4-Bromofluorobenzene	10.881	95	133120	9.959 ug/L	0.00
Spiked Amount 10.000	Range 70 - 130		Recovery =	99.59%	
Target Compounds					Qvalue
4) Vinyl chloride	1.831	62	19691	2.081 ug/L #	41
10) 1,1-Dichloroethene	2.848	96	986	0.152 ug/L #	62
15) Methylene chloride	0.000		0	N.D.	
17) Acetone	0.000		0	N.D. d	
18) trans-1,2-Dichloroethene	3.552	96	1584	0.211 ug/L	74
20) Methyl tert-butyl ether	3.630	73	9926	0.657 ug/L #	68
23) 1,1-Dichloroethane	4.129	63	3335	0.192 ug/L	90
28) cis-1,2-Dichloroethene	4.628	96	167794	19.573 ug/L #	72
32) Chloroform	0.000		0	N.D.	
34) Carbon tetrachloride	0.000		0	N.D.	
37) 1,1,1-Trichloroethane	0.000		0	N.D.	
39) 2-Butanone	0.000		0	N.D. d	
41) Benzene	5.459	78	632	N.D.	
44) 1,2-Dichloroethane	0.000		0	N.D. d	
48) Trichloroethene	6.036	95	2760	0.310 ug/L	83
57) 1,4-Dioxane	0.000		0	N.D.	
61) Toluene	7.601	92	1156	N.D.	
63) Tetrachloroethene	8.041	166	1252	0.140 ug/L #	71
73) Chlorobenzene	0.000		0	N.D.	
74) Ethylbenzene	9.431	91	1155	N.D.	

Data Path : I:\VOLATILES\VOA105\2022\220502A\
Data File : V05220502A12.d
Acq On : 2 May 2022 11:19 am
Operator : VOA105:MV
Sample : l2222594-03,31,10,10,,a,pri
Misc : WG1633727,ICAL18736
ALS Vial : 12 Sample Multiplier: 1

Quant Time: May 03 09:14:30 2022
Quant Method : I:\VOLATILES\VOA105\2022\220502A\V105_220208N_8260.m
Quant Title : VOLATILES BY GC/MS
QLast Update : Wed Feb 09 11:34:23 2022
Response via : Initial Calibration

CCAL FILE(s) : 1 - I:\VOLATILES\VOA105\2022\220502A\V05220502A01.d
Sub List : 8260-NYTCL - Megamix plus Diox

	Compound	R.T.	QIon	Response	Conc	Units	Dev(Min)
76)	p/m Xylene	9.627	106	1663	0.112	ug/L	95
77)	o Xylene	10.176	106	383	N.D.		
85)	n-Propylbenzene	11.038	91	93	N.D.		
90)	1,3,5-Trimethylbenzene	11.263	105	203	N.D.		
94)	tert-Butylbenzene	0.000		0	N.D.		
97)	1,2,4-Trimethylbenzene	11.694	105	1282	N.D.		
98)	sec-Butylbenzene	11.694	105	1282	N.D.		
100)	1,3-Dichlorobenzene	12.037	146	110	N.D.		
101)	1,4-Dichlorobenzene	12.125	146	574	N.D.		
103)	n-Butylbenzene	0.000		0	N.D.		
104)	1,2-Dichlorobenzene	12.556	146	541	N.D.		

(#) = qualifier out of range (m) = manual integration (+) = signals summed

Quantitation Report (QT Reviewed)

Data Path : I:\VOLATILES\VOA105\2022\220502A\
Data File : V05220502A12.d
Acq On : 2 May 2022 11:19 am
Operator : VOA105:MV
Sample : l2222594-03,31,10,10,,a,pri
Misc : WG1633727,ICAL18736
ALS Vial : 12 Sample Multiplier: 1

Quant Time: May 03 09:14:30 2022
Quant Method : I:\VOLATILES\VOA105\2022\220502A\V105_220208N_8260.m
Quant Title : VOLATILES BY GC/MS
QLast Update : Wed Feb 09 11:34:23 2022
Response via : Initial Calibration

Sub List : 8260-NYTCL - Megamix plus Diox20502A\V05220502A01.d•

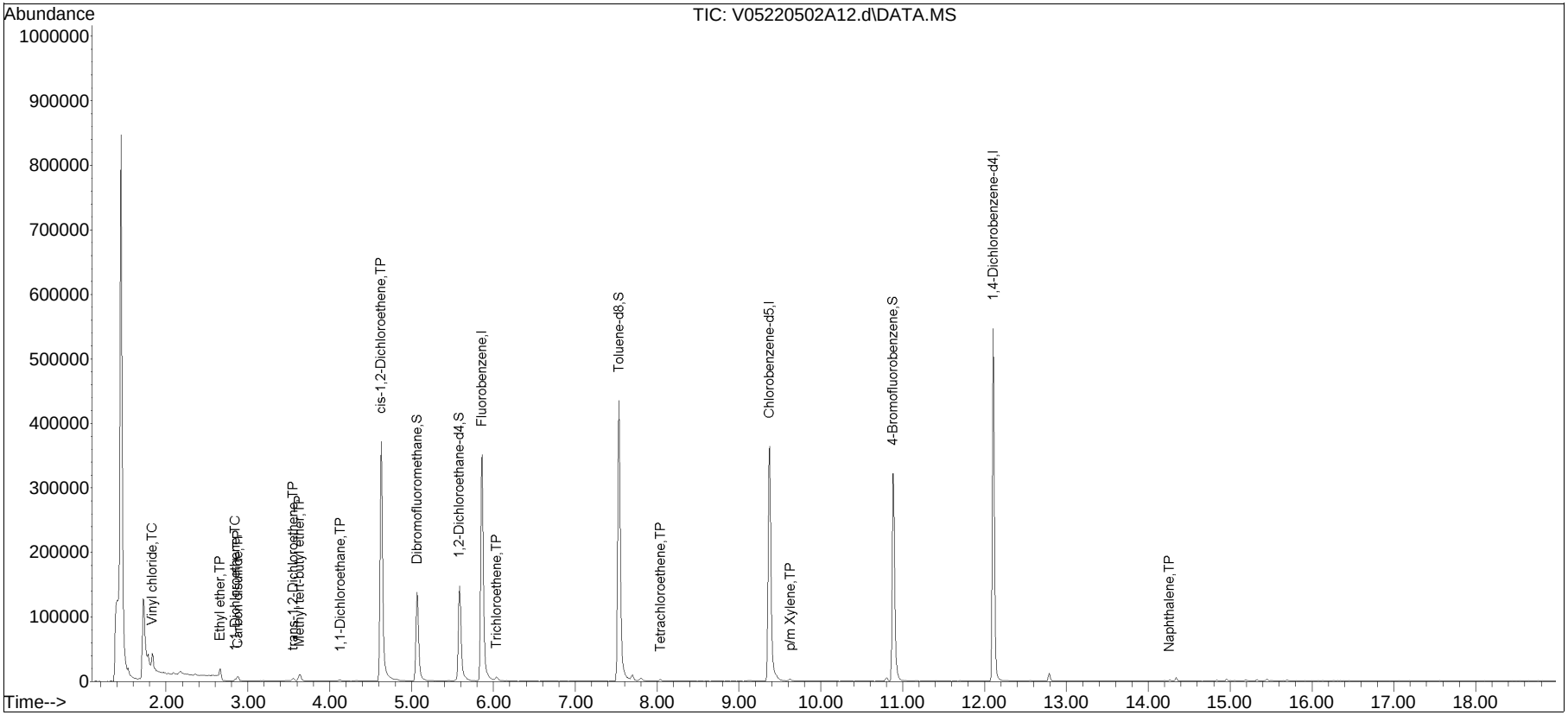

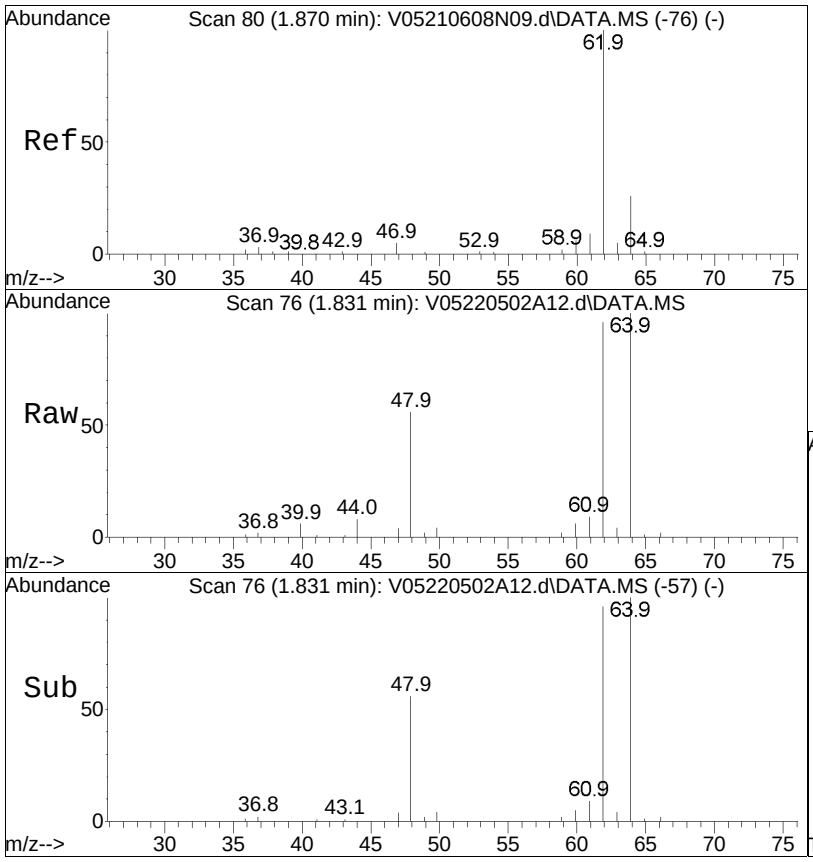

#4
Vinyl chloride
Concen: 2.08 ug/L
RT: 1.831 min Scan# 76
Delta R.T. -0.009 min
Lab File: V05220502A12.d
Acq: 2 May 2022 11:19 am

Tgt Ion: 62 Resp: 19691

Ion	Ratio	Lower	Upper
62	100		
64	0.0	13.5	53.5#

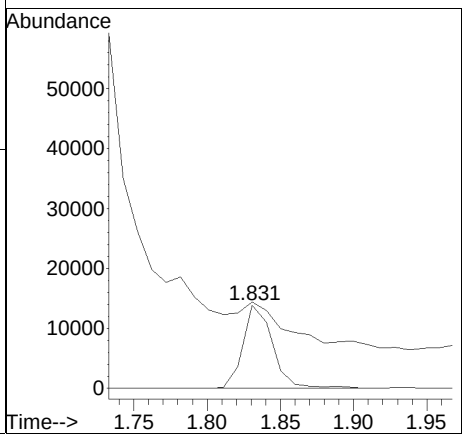

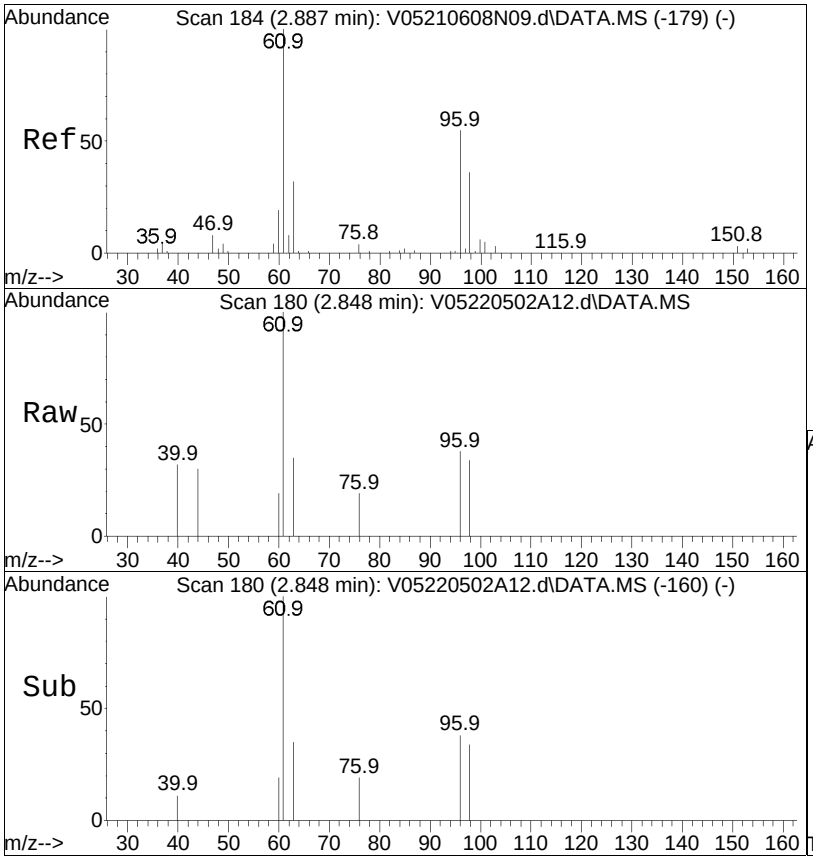

#10
1,1-Dichloroethene
Concen: 0.15 ug/L
RT: 2.848 min Scan# 180
Delta R.T. -0.000 min
Lab File: V05220502A12.d
Acq: 2 May 2022 11:19 am

Tgt Ion: 96 Resp: 986

Ion	Ratio	Lower	Upper
96	100		
61	229.7	136.7	205.1#
63	72.0	45.0	67.6#

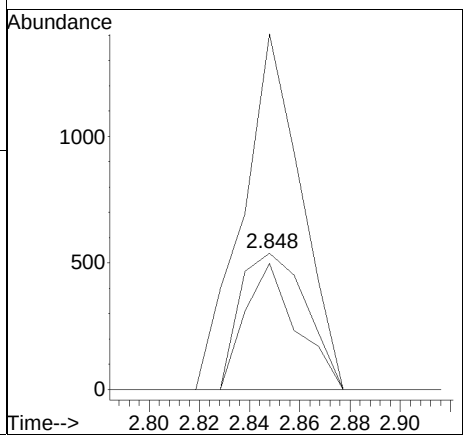

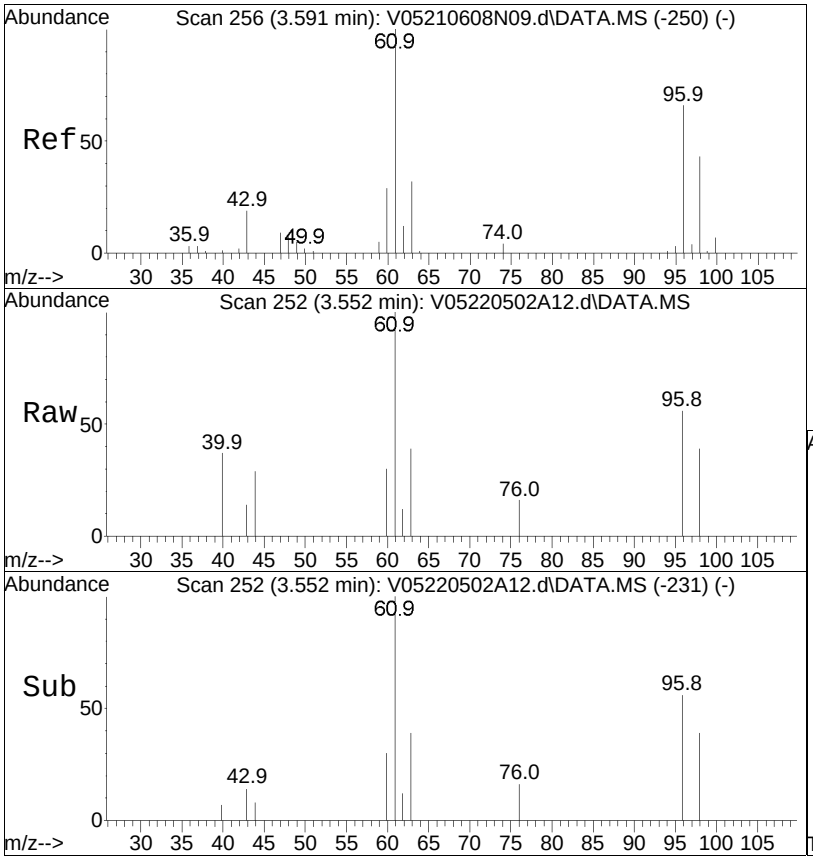

#18
trans-1,2-Dichloroethene
Concen: 0.21 ug/L
RT: 3.552 min Scan# 252
Delta R.T. 0.010 min
Lab File: V05220502A12.d
Acq: 2 May 2022 11:19 am

Tgt Ion: 96 Resp: 1584

Ion	Ratio	Lower	Upper
96	100		
61	186.6	91.7	190.5
98	68.2	41.1	85.5
63	56.6	29.4	61.0

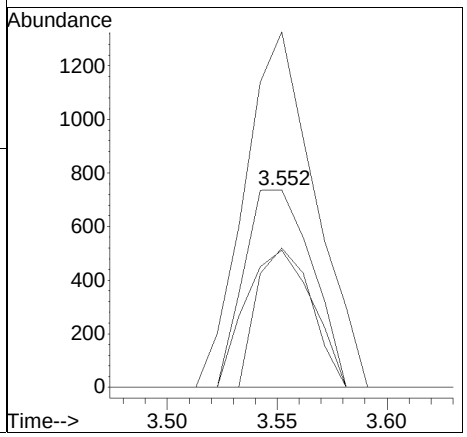

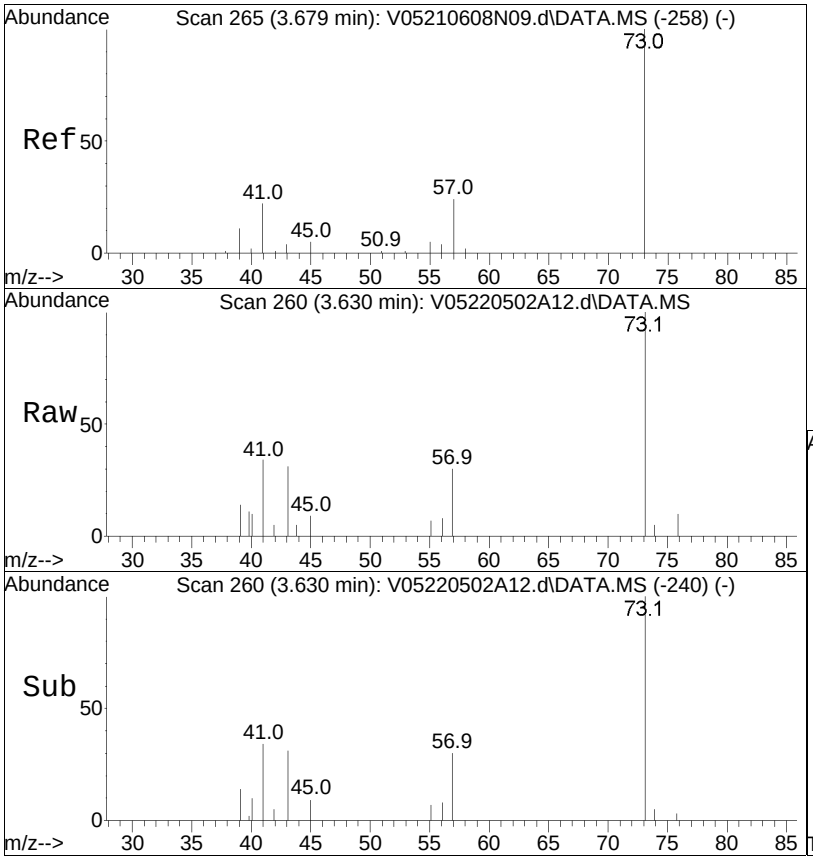

#20
Methyl tert-butyl ether
Concen: 0.66 ug/L
RT: 3.630 min Scan# 260
Delta R.T. 0.000 min
Lab File: V05220502A12.d
Acq: 2 May 2022 11:19 am

Tgt Ion: 73 Resp: 9926

Ion	Ratio	Lower	Upper
73	100		
57	32.2	11.8	24.6#
43	36.2	13.5	27.9#
41	35.3	13.3	27.5#

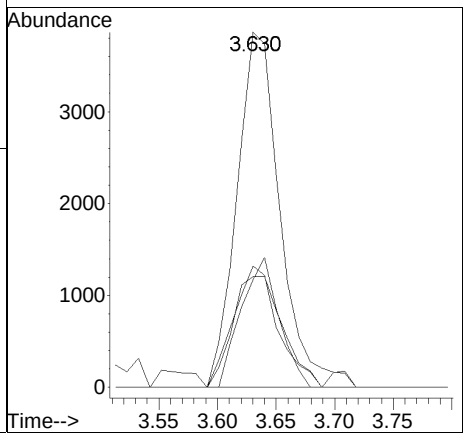

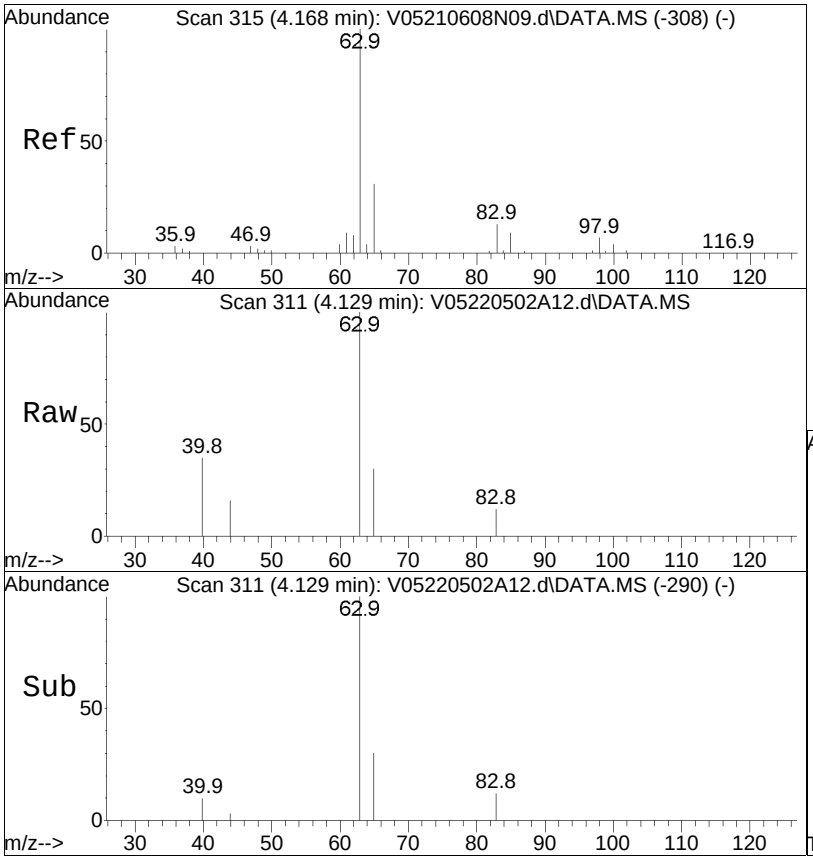

#23
1,1-Dichloroethane
Concen: 0.19 ug/L
RT: 4.129 min Scan# 311
Delta R.T. 0.010 min
Lab File: V05220502A12.d
Acq: 2 May 2022 11:19 am

Tgt Ion: 63 Resp: 3335

Ion	Ratio	Lower	Upper
63	100		
65	35.5	11.9	51.9
83	6.7	0.0	34.2

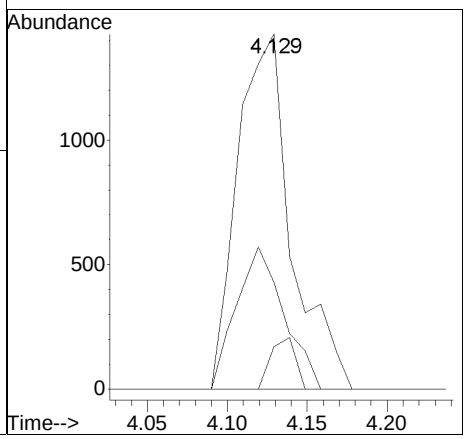

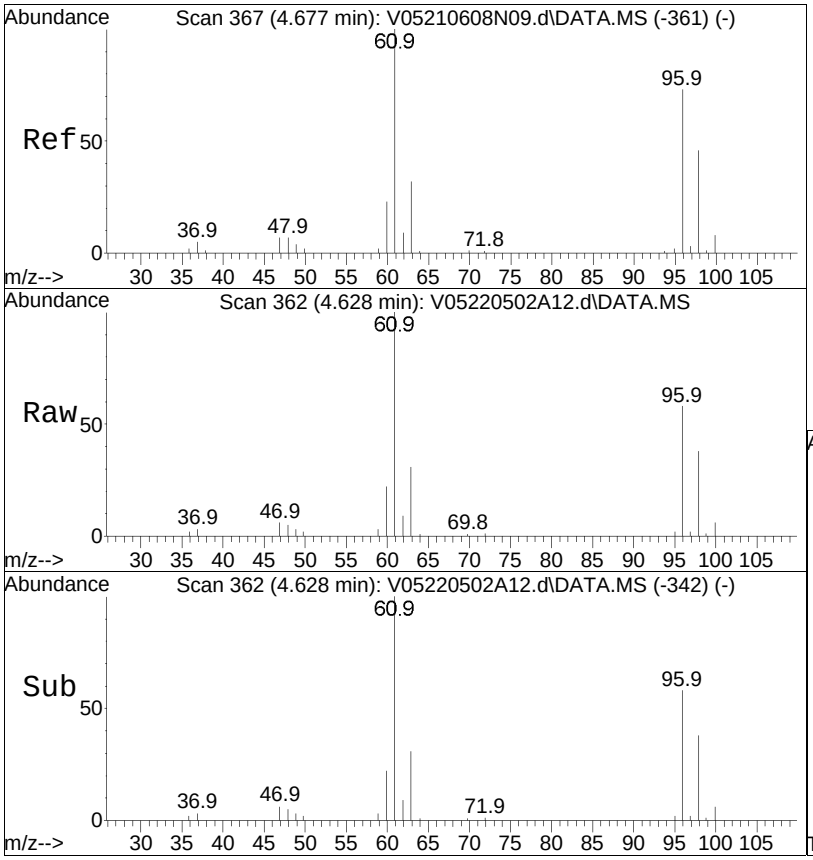

#28
cis-1,2-Dichloroethene
Concen: 19.57 ug/L
RT: 4.628 min Scan# 362
Delta R.T. -0.000 min
Lab File: V05220502A12.d
Acq: 2 May 2022 11:19 am

Tgt Ion: 96 Resp: 167794

Ion	Ratio	Lower	Upper
96	100		
61	171.8	100.5	150.7#
98	63.7	49.8	74.8

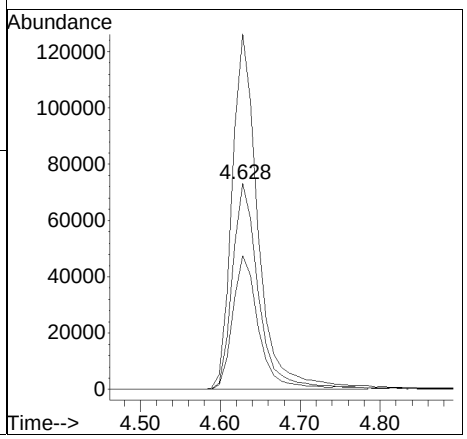

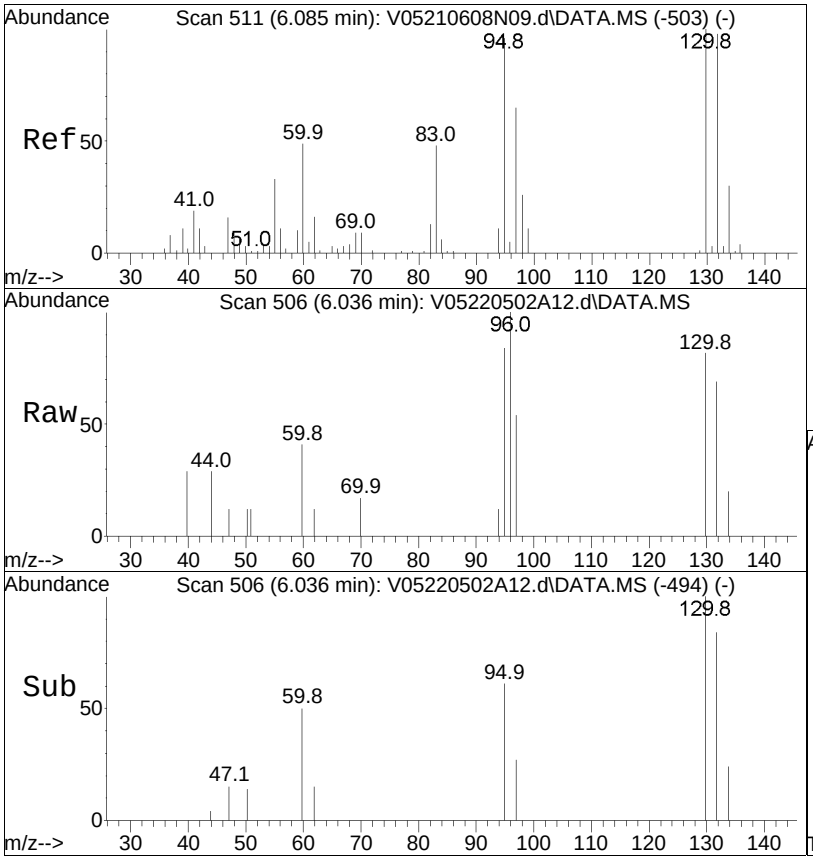

#48
Trichloroethene
Concen: 0.31 ug/L
RT: 6.036 min Scan# 506
Delta R.T. 0.000 min
Lab File: V05220502A12.d
Acq: 2 May 2022 11:19 am

Tgt Ion: 95 Resp: 2760

Ion	Ratio	Lower	Upper
95	100		
97	57.8	56.1	84.1
130	78.3	77.7	116.5

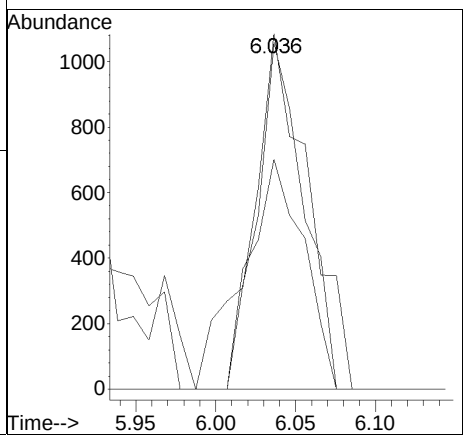

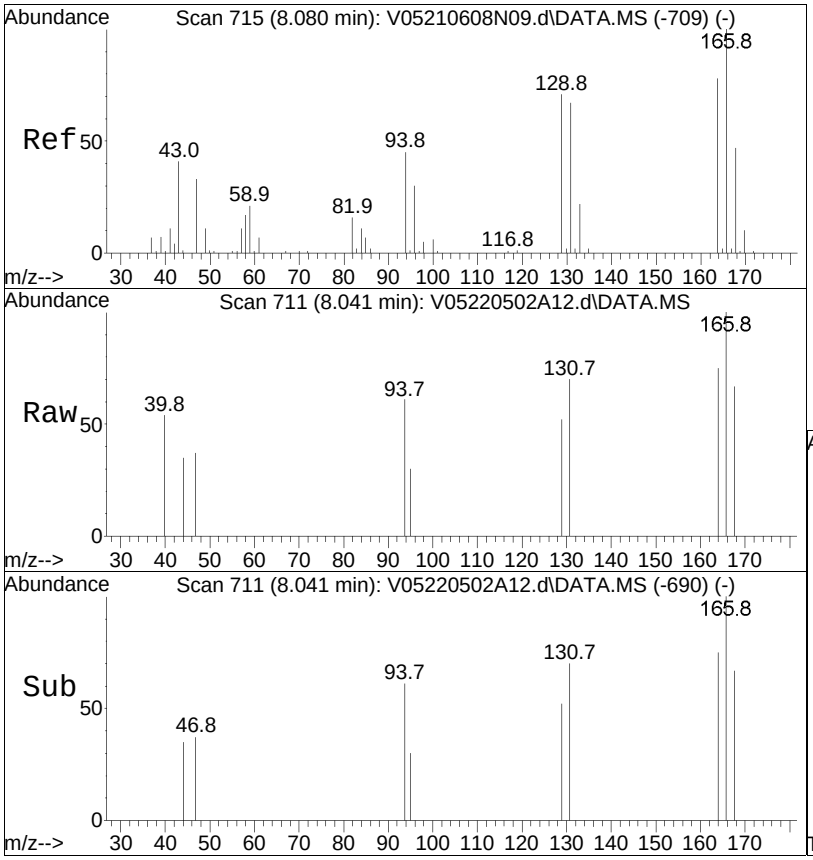

#63
Tetrachloroethene
Concen: 0.14 ug/L
RT: 8.041 min Scan# 711
Delta R.T. 0.009 min
Lab File: V05220502A12.d
Acq: 2 May 2022 11:19 am

Tgt Ion:166 Resp: 1252

Ion	Ratio	Lower	Upper
166	100		
168	27.8	30.2	70.2#
94	35.0	32.5	72.5

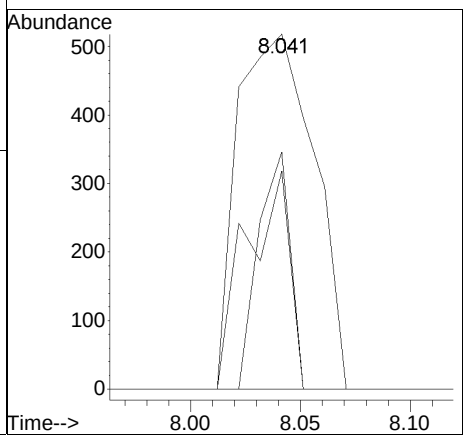

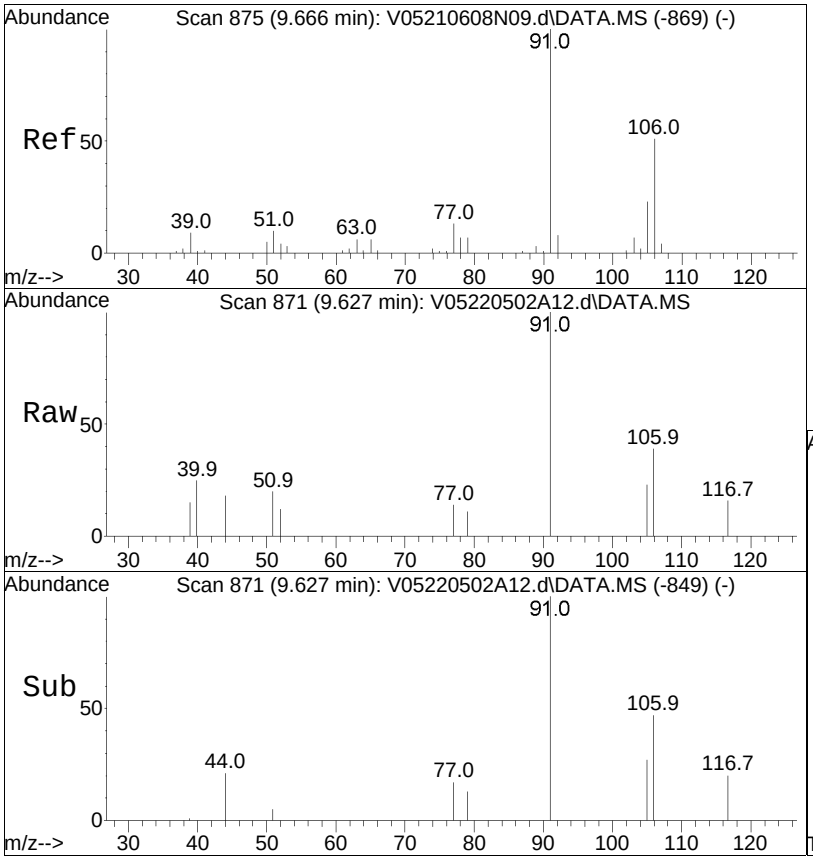

#76
p/m Xylene
Concen: 0.11 ug/L
RT: 9.627 min Scan# 871
Delta R.T. 0.019 min
Lab File: V05220502A12.d
Acq: 2 May 2022 11:19 am

Tgt Ion:106 Resp: 1663

Ion	Ratio	Lower	Upper
106	100		
91	213.0	177.2	265.8

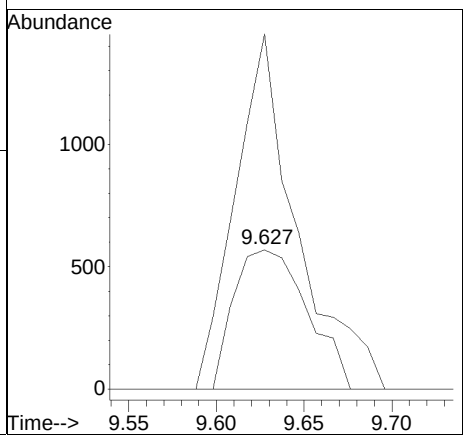

Manual Integration Report

Data Path	: I:\VOLATILES\VOA105\2022\2Q	Method	: V105_220208N_8260.m
Data File	: V05220502A12.d	Operator	: VOA105:MV
Date Inj'd	: 5/2/2022 11:19 am	Instrument	: VOA 105
Sample	: l2222594-03,31,10,10,,a,pr	Quant Date	: 5/3/2022 7:58 am

There are no manual integrations or false positives in this file.

Quantitation Report (QT Reviewed)

Data Path : I:\VOLATILES\VOA105\2022\220502A\
Data File : V05220502A13.d
Acq On : 2 May 2022 11:42 am
Operator : VOA105:MV
Sample : l2222594-02,31,10,10,,a,pri
Misc : WG1633727,ICAL18736
ALS Vial : 13 Sample Multiplier: 1

Quant Time: May 03 09:15:04 2022
Quant Method : I:\VOLATILES\VOA105\2022\220502A\V105_220208N_8260.m
Quant Title : VOLATILES BY GC/MS
QLast Update : Wed Feb 09 11:34:23 2022
Response via : Initial Calibration

CCAL FILE(s) : 1 - I:\VOLATILES\VOA105\2022\220502A\V05220502A01.d
Sub List : 8260-NYTCL - Megamix plus Diox

Compound	R.T.	QIon	Response	Conc Units	Dev(Min)
Internal Standards					
1) Fluorobenzene	5.860	96	344029	10.000 ug/L	0.00
Standard Area 1 = 367229			Recovery =	93.68%	
59) Chlorobenzene-d5	9.373	117	274132	10.000 ug/L	0.00
Standard Area 1 = 279312			Recovery =	98.15%	
79) 1,4-Dichlorobenzene-d4	12.106	152	147455	10.000 ug/L	0.00
Standard Area 1 = 155867			Recovery =	94.60%	
System Monitoring Compounds					
36) Dibromofluoromethane	5.068	113	98553	10.998 ug/L	0.00
Spiked Amount 10.000	Range 70 - 130		Recovery =	109.98%	
43) 1,2-Dichloroethane-d4	5.586	65	134253	11.385 ug/L	0.00
Spiked Amount 10.000	Range 70 - 130		Recovery =	113.85%	
60) Toluene-d8	7.533	98	334584	9.347 ug/L	0.00
Spiked Amount 10.000	Range 70 - 130		Recovery =	93.47%	
83) 4-Bromofluorobenzene	10.881	95	132437	9.919 ug/L	0.00
Spiked Amount 10.000	Range 70 - 130		Recovery =	99.19%	
Target Compounds					Qvalue
4) Vinyl chloride	1.831	62	152	N.D.	
10) 1,1-Dichloroethene	0.000		0	N.D.	
15) Methylene chloride	0.000		0	N.D.	
17) Acetone	0.000		0	N.D. d	
18) trans-1,2-Dichloroethene	0.000		0	N.D.	
20) Methyl tert-butyl ether	0.000		0	N.D.	
23) 1,1-Dichloroethane	0.000		0	N.D.	
28) cis-1,2-Dichloroethene	4.638	96	13437	1.584 ug/L #	76
32) Chloroform	4.892	83	98	N.D.	
34) Carbon tetrachloride	0.000		0	N.D.	
37) 1,1,1-Trichloroethane	0.000		0	N.D.	
39) 2-Butanone	0.000		0	N.D. d	
41) Benzene	5.449	78	267	N.D.	
44) 1,2-Dichloroethane	0.000		0	N.D.	
48) Trichloroethene	6.046	95	2293	0.260 ug/L #	73
57) 1,4-Dioxane	0.000		0	N.D.	
61) Toluene	7.601	92	1064	N.D.	
63) Tetrachloroethene	8.032	166	2854	0.311 ug/L	96
73) Chlorobenzene	0.000		0	N.D.	
74) Ethylbenzene	9.441	91	844	N.D.	

Data Path : I:\VOLATILES\VOA105\2022\220502A\
Data File : V05220502A13.d
Acq On : 2 May 2022 11:42 am
Operator : VOA105:MV
Sample : l2222594-02,31,10,10,,a,pri
Misc : WG1633727,ICAL18736
ALS Vial : 13 Sample Multiplier: 1

Quant Time: May 03 09:15:04 2022
Quant Method : I:\VOLATILES\VOA105\2022\220502A\V105_220208N_8260.m
Quant Title : VOLATILES BY GC/MS
QLast Update : Wed Feb 09 11:34:23 2022
Response via : Initial Calibration

CCAL FILE(s) : 1 - I:\VOLATILES\VOA105\2022\220502A\V05220502A01.d
Sub List : 8260-NYTCL - Megamix plus Diox

	Compound	R.T.	QIon	Response	Conc	Units	Dev(Min)
76)	p/m Xylene	9.618	106	1591	0.104	ug/L	100
77)	o Xylene	0.000		0	N.D.	d	
85)	n-Propylbenzene	10.881	91	445	N.D.		
90)	1,3,5-Trimethylbenzene	11.273	105	213	N.D.		
94)	tert-Butylbenzene	0.000		0	N.D.		
97)	1,2,4-Trimethylbenzene	11.694	105	996	N.D.		
98)	sec-Butylbenzene	11.694	105	996	N.D.		
100)	1,3-Dichlorobenzene	0.000		0	N.D.		
101)	1,4-Dichlorobenzene	0.000		0	N.D.		
103)	n-Butylbenzene	0.000		0	N.D.		
104)	1,2-Dichlorobenzene	0.000		0	N.D.		

(#) = qualifier out of range (m) = manual integration (+) = signals summed

Quantitation Report (QT Reviewed)

Data Path : I:\VOLATILES\VOA105\2022\220502A\
Data File : V05220502A13.d
Acq On : 2 May 2022 11:42 am
Operator : VOA105:MV
Sample : l2222594-02,31,10,10,,a,pri
Misc : WG1633727,ICAL18736
ALS Vial : 13 Sample Multiplier: 1

Quant Time: May 03 09:15:04 2022
Quant Method : I:\VOLATILES\VOA105\2022\220502A\V105_220208N_8260.m
Quant Title : VOLATILES BY GC/MS
QLast Update : Wed Feb 09 11:34:23 2022
Response via : Initial Calibration

Sub List : 8260-NYTCL - Megamix plus Diox20502A\V05220502A01.d•

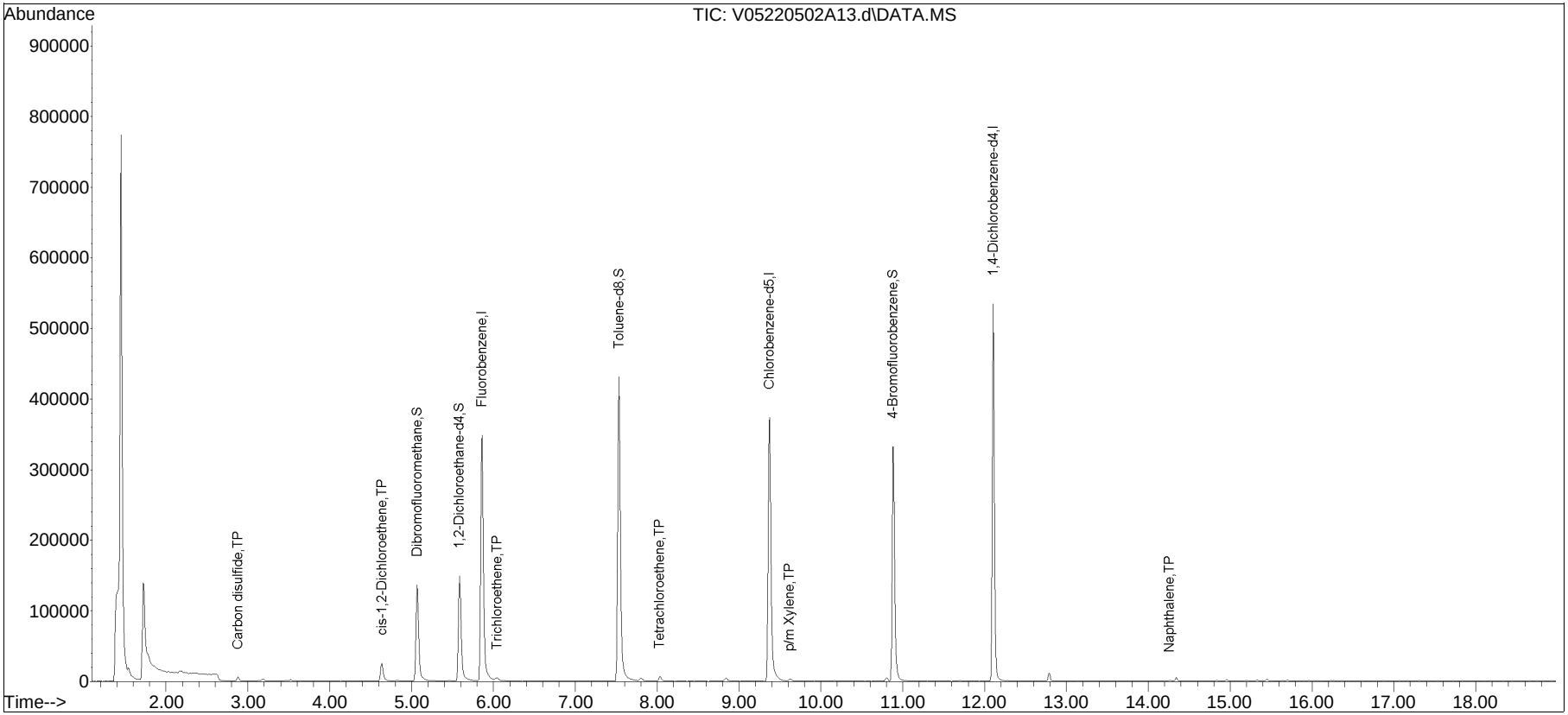

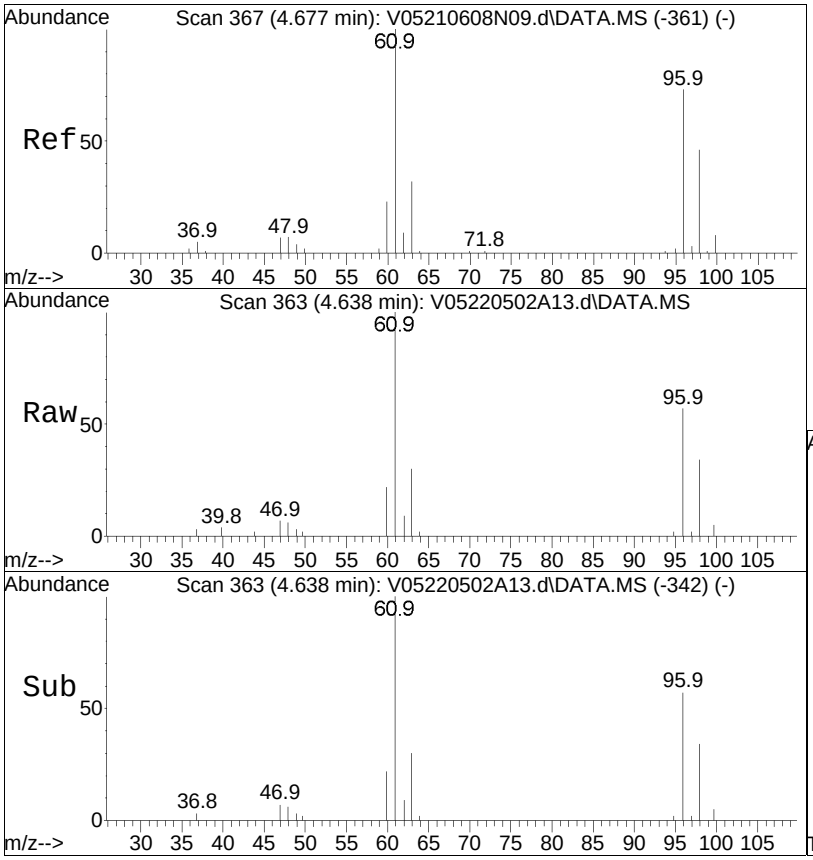

#28
cis-1,2-Dichloroethene
Concen: 1.58 ug/L
RT: 4.638 min Scan# 363
Delta R.T. 0.010 min
Lab File: V05220502A13.d
Acq: 2 May 2022 11:42 am

Tgt Ion: 96 Resp: 13437

Ion	Ratio	Lower	Upper
96	100		
61	165.2	100.5	150.7#
98	59.8	49.8	74.8

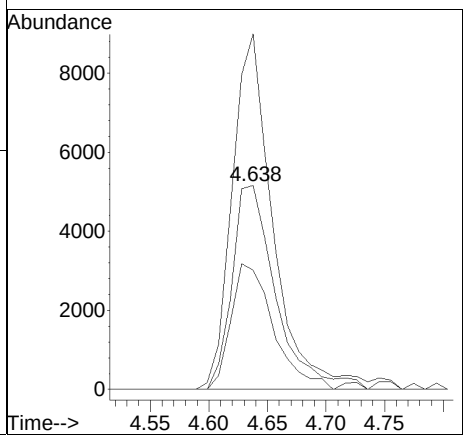

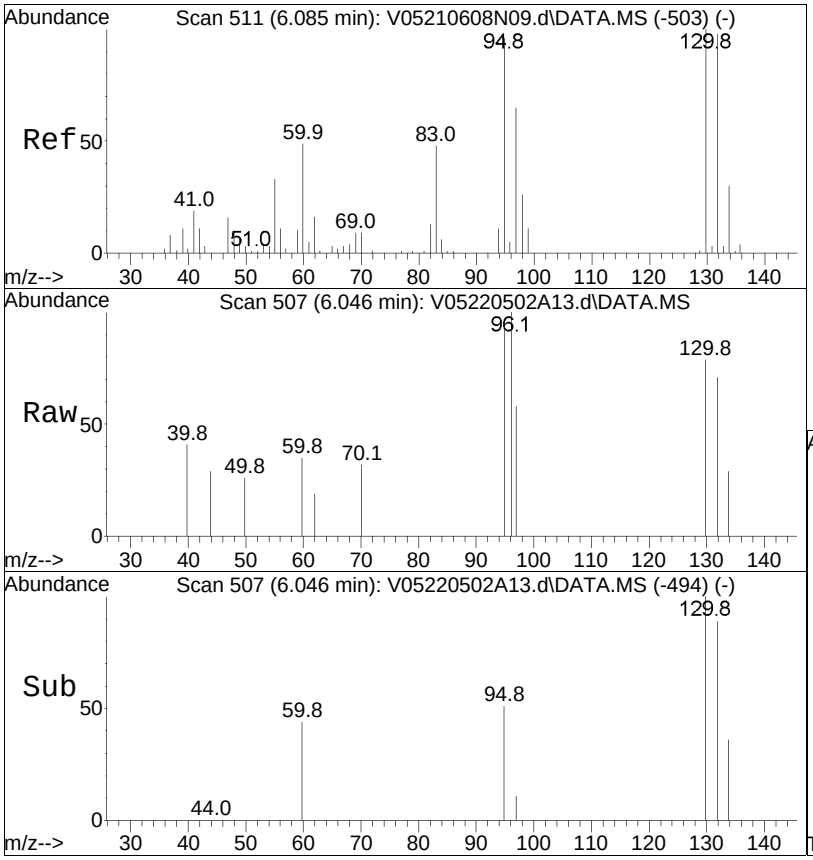

#48
Trichloroethene
Concen: 0.26 ug/L
RT: 6.046 min Scan# 507
Delta R.T. 0.010 min
Lab File: V05220502A13.d
Acq: 2 May 2022 11:42 am

Tgt Ion: 95 Resp: 2293

Ion	Ratio	Lower	Upper
95	100		
97	54.3	56.1	84.1#
130	64.8	77.7	116.5#

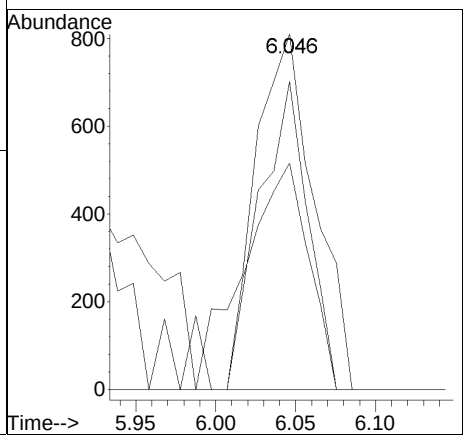

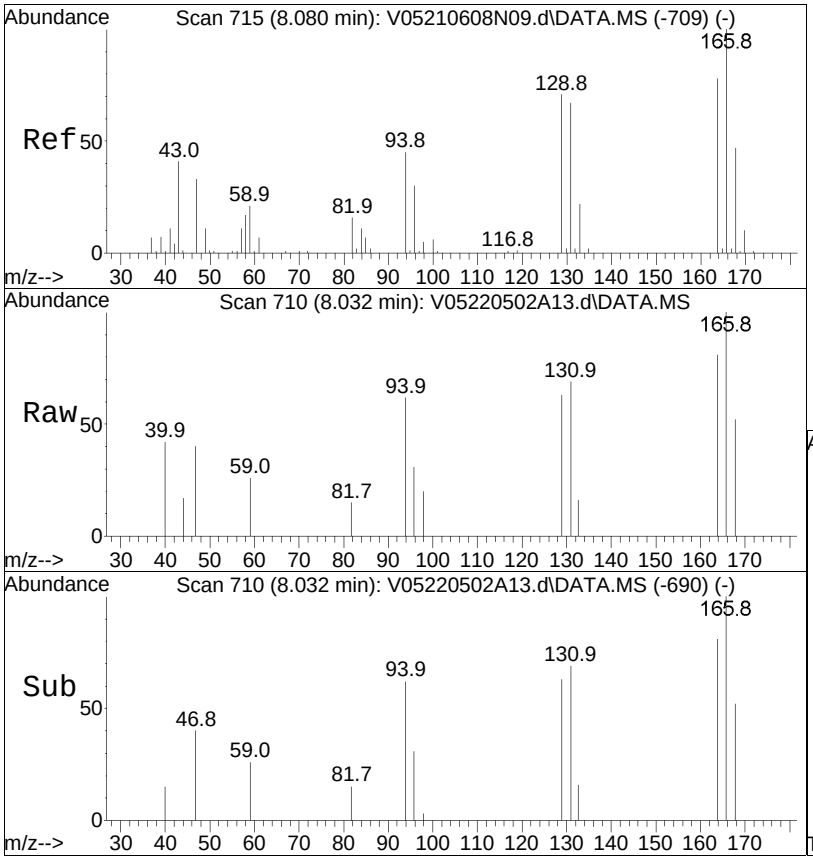

#63
Tetrachloroethene
Concen: 0.31 ug/L
RT: 8.032 min Scan# 710
Delta R.T. -0.000 min
Lab File: V05220502A13.d
Acq: 2 May 2022 11:42 am

Tgt Ion:166 Resp: 2854

Ion	Ratio	Lower	Upper
166	100		
168	47.4	30.2	70.2
94	49.2	32.5	72.5

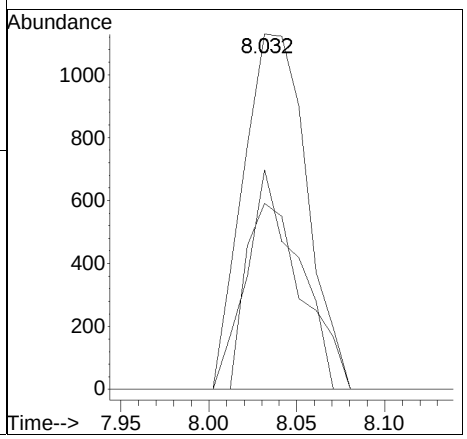

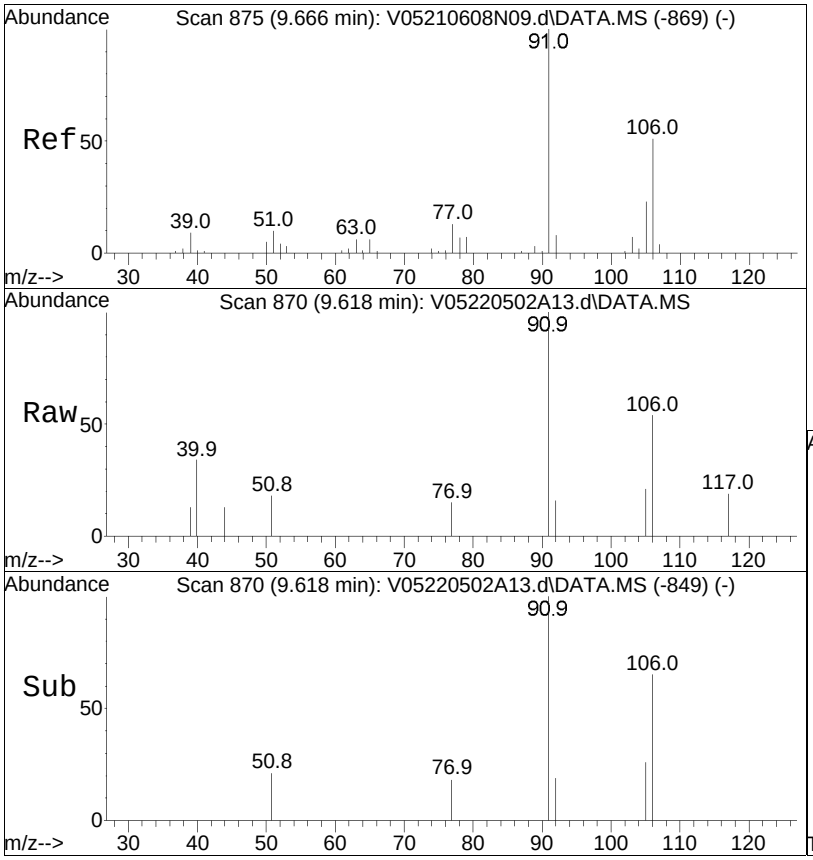

#76
p/m Xylene
Concen: 0.10 ug/L
RT: 9.618 min Scan# 870
Delta R.T. 0.010 min
Lab File: V05220502A13.d
Acq: 2 May 2022 11:42 am

Tgt Ion:106 Resp: 1591

Ion	Ratio	Lower	Upper
106	100		
91	221.4	177.2	265.8

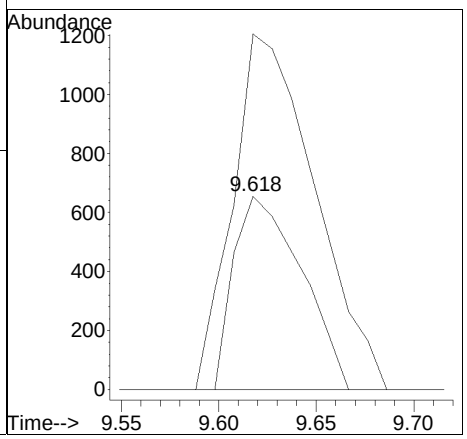

Manual Integration Report

Data Path	: I:\VOLATILES\VOA105\2022\2	QMethod	: V105_220208N_8260.m
Data File	: V05220502A13.d	Operator	: VOA105:MV
Date Inj'd	: 5/2/2022 11:42 am	Instrument	: VOA 105
Sample	: l2222594-02,31,10,10,,a,pr	Quant Date	: 5/3/2022 7:58 am

There are no manual integrations or false positives in this file.

Quantitation Report (QT Reviewed)

Data Path : I:\VOLATILES\VOA105\2022\220502A\
Data File : V05220502A14.d
Acq On : 2 May 2022 12:05 pm
Operator : VOA105:MV
Sample : l2222594-01,31,10,10,,a,pri
Misc : WG1633727,ICAL18736
ALS Vial : 14 Sample Multiplier: 1

Quant Time: May 03 09:15:30 2022
Quant Method : I:\VOLATILES\VOA105\2022\220502A\V105_220208N_8260.m
Quant Title : VOLATILES BY GC/MS
QLast Update : Wed Feb 09 11:34:23 2022
Response via : Initial Calibration

CCAL FILE(s) : 1 - I:\VOLATILES\VOA105\2022\220502A\V05220502A01.d
Sub List : 8260-NYTCL - Megamix plus Diox

Compound	R.T.	QIon	Response	Conc Units	Dev(Min)
Internal Standards					
1) Fluorobenzene	5.860	96	348451	10.000 ug/L	0.00
Standard Area 1 = 367229			Recovery =	94.89%	
59) Chlorobenzene-d5	9.373	117	274684	10.000 ug/L	0.00
Standard Area 1 = 279312			Recovery =	98.34%	
79) 1,4-Dichlorobenzene-d4	12.106	152	149391	10.000 ug/L	0.00
Standard Area 1 = 155867			Recovery =	95.85%	
System Monitoring Compounds					
36) Dibromofluoromethane	5.068	113	99433	10.955 ug/L	0.00
Spiked Amount 10.000	Range 70 - 130		Recovery =	109.55%	
43) 1,2-Dichloroethane-d4	5.586	65	136164	11.400 ug/L	0.00
Spiked Amount 10.000	Range 70 - 130		Recovery =	114.00%	
60) Toluene-d8	7.533	98	336734	9.388 ug/L	0.00
Spiked Amount 10.000	Range 70 - 130		Recovery =	93.88%	
83) 4-Bromofluorobenzene	10.881	95	133005	9.833 ug/L	0.00
Spiked Amount 10.000	Range 70 - 130		Recovery =	98.33%	
Target Compounds					Qvalue
4) Vinyl chloride	1.831	62	10652	1.123 ug/L #	41
10) 1,1-Dichloroethene	0.000		0	N.D.	
15) Methylene chloride	0.000		0	N.D.	
17) Acetone	0.000		0	N.D. d	
18) trans-1,2-Dichloroethene	3.552	96	90	N.D.	
20) Methyl tert-butyl ether	3.630	73	38748	2.560 ug/L #	75
23) 1,1-Dichloroethane	4.119	63	113	N.D.	
28) cis-1,2-Dichloroethene	4.628	96	31844	3.705 ug/L #	70
32) Chloroform	0.000		0	N.D.	
34) Carbon tetrachloride	0.000		0	N.D.	
37) 1,1,1-Trichloroethane	0.000		0	N.D.	
39) 2-Butanone	5.254	43	118	N.D.	
41) Benzene	0.000		0	N.D.	
44) 1,2-Dichloroethane	5.674	62	213	N.D.	
48) Trichloroethene	0.000		0	N.D.	
57) 1,4-Dioxane	0.000		0	N.D.	
61) Toluene	7.592	92	796	N.D.	
63) Tetrachloroethene	0.000		0	N.D.	
73) Chlorobenzene	0.000		0	N.D.	
74) Ethylbenzene	9.441	91	542	N.D.	

Data Path : I:\VOLATILES\VOA105\2022\220502A\
Data File : V05220502A14.d
Acq On : 2 May 2022 12:05 pm
Operator : VOA105:MV
Sample : l2222594-01,31,10,10,,a,pri
Misc : WG1633727,ICAL18736
ALS Vial : 14 Sample Multiplier: 1

Quant Time: May 03 09:15:30 2022
Quant Method : I:\VOLATILES\VOA105\2022\220502A\V105_220208N_8260.m
Quant Title : VOLATILES BY GC/MS
QLast Update : Wed Feb 09 11:34:23 2022
Response via : Initial Calibration

CCAL FILE(s) : 1 - I:\VOLATILES\VOA105\2022\220502A\V05220502A01.d
Sub List : 8260-NYTCL - Megamix plus Diox

	Compound	R.T.	QIon	Response	Conc	Units	Dev(Min)
76)	p/m Xylene	9.618	106	1073	0.070	ug/L	97
77)	o Xylene	0.000		0	N.D.		
85)	n-Propylbenzene	10.881	91	446	N.D.		
90)	1,3,5-Trimethylbenzene	0.000		0	N.D.		
94)	tert-Butylbenzene	0.000		0	N.D.		
97)	1,2,4-Trimethylbenzene	11.704	105	493	N.D.		
98)	sec-Butylbenzene	11.704	105	493	N.D.		
100)	1,3-Dichlorobenzene	0.000		0	N.D.		
101)	1,4-Dichlorobenzene	0.000		0	N.D.		
103)	n-Butylbenzene	0.000		0	N.D.		
104)	1,2-Dichlorobenzene	0.000		0	N.D.		

(#) = qualifier out of range (m) = manual integration (+) = signals summed

Quantitation Report (QT Reviewed)

Data Path : I:\VOLATILES\VOA105\2022\220502A\
Data File : V05220502A14.d
Acq On : 2 May 2022 12:05 pm
Operator : VOA105:MV
Sample : l2222594-01,31,10,10,,a,pri
Misc : WG1633727,ICAL18736
ALS Vial : 14 Sample Multiplier: 1

Quant Time: May 03 09:15:30 2022
Quant Method : I:\VOLATILES\VOA105\2022\220502A\V105_220208N_8260.m
Quant Title : VOLATILES BY GC/MS
QLast Update : Wed Feb 09 11:34:23 2022
Response via : Initial Calibration

Sub List : 8260-NYTCL - Megamix plus Diox20502A\\V05220502A01.d•

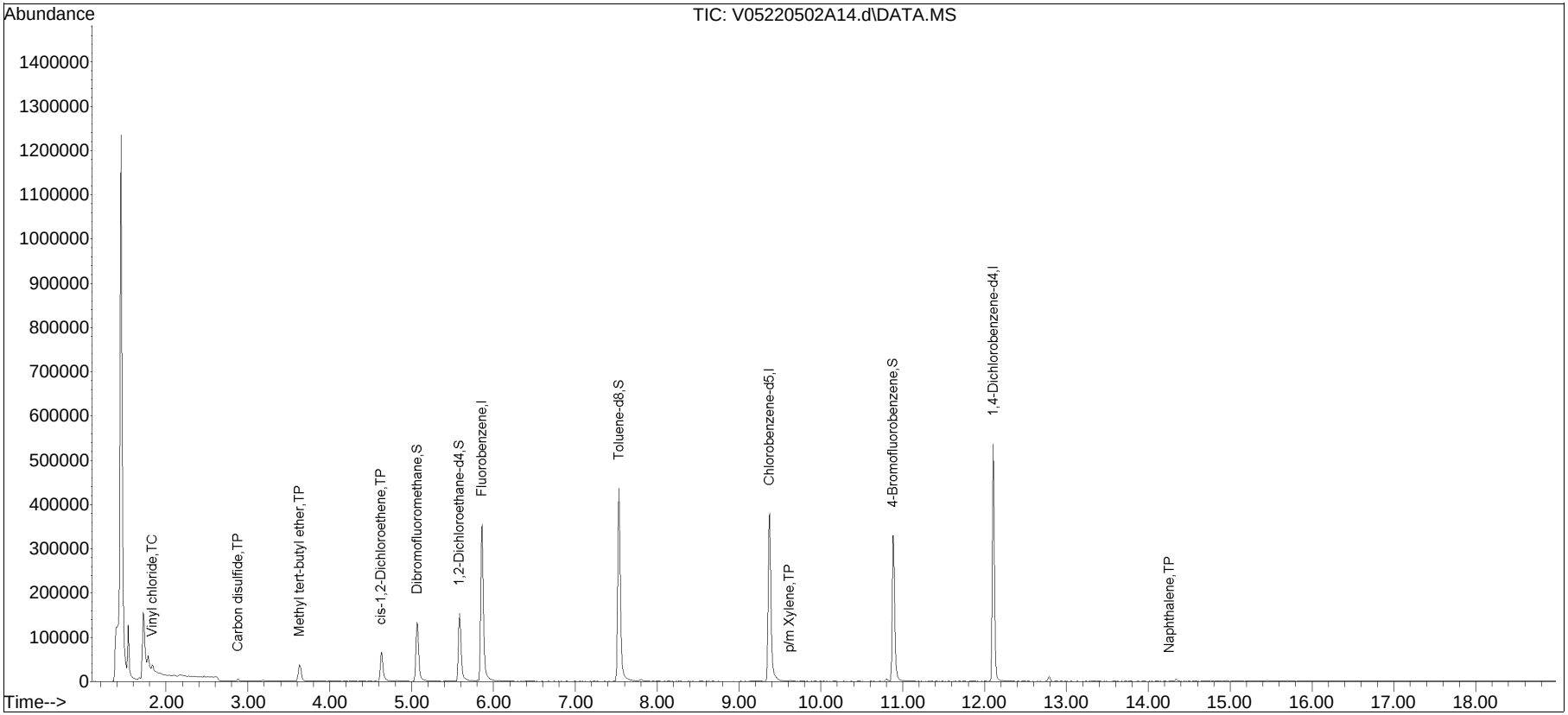

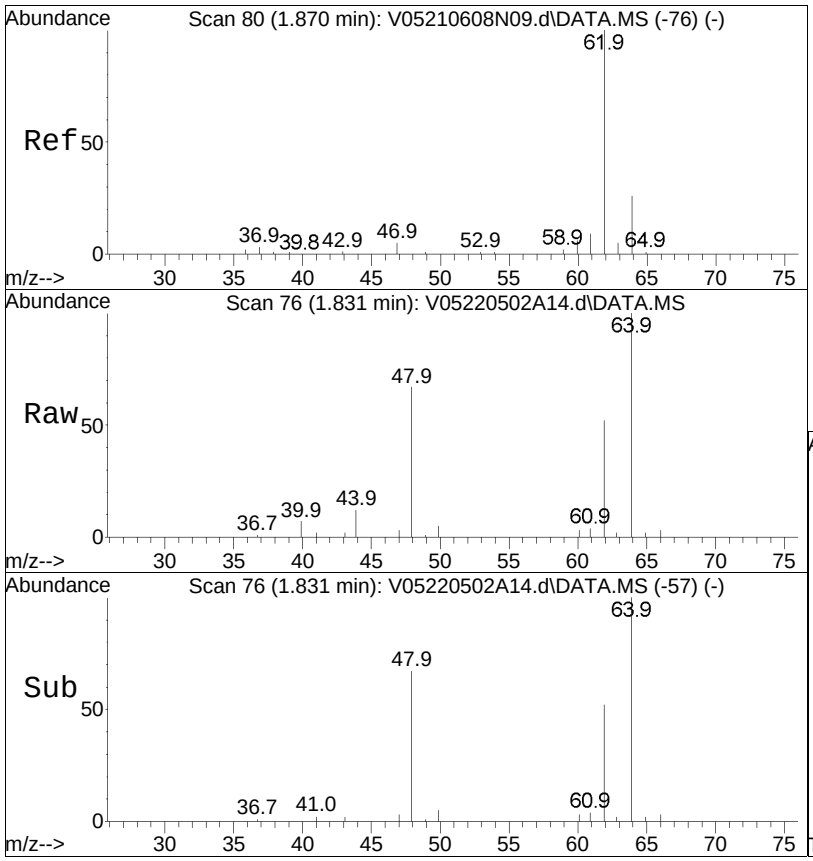

#4
Vinyl chloride
Concen: 1.12 ug/L
RT: 1.831 min Scan# 76
Delta R.T. -0.009 min
Lab File: V05220502A14.d
Acq: 2 May 2022 12:05 pm

Tgt Ion: 62 Resp: 10652

Ion	Ratio	Lower	Upper
62	100		
64	0.0	13.5	53.5#

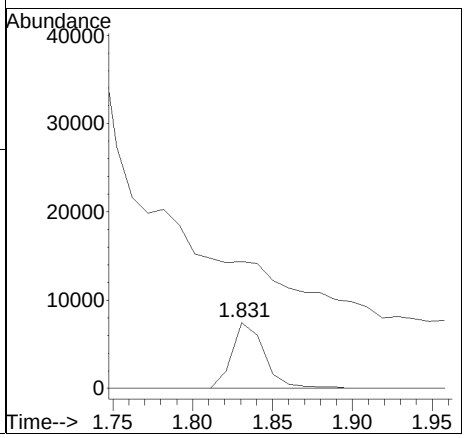

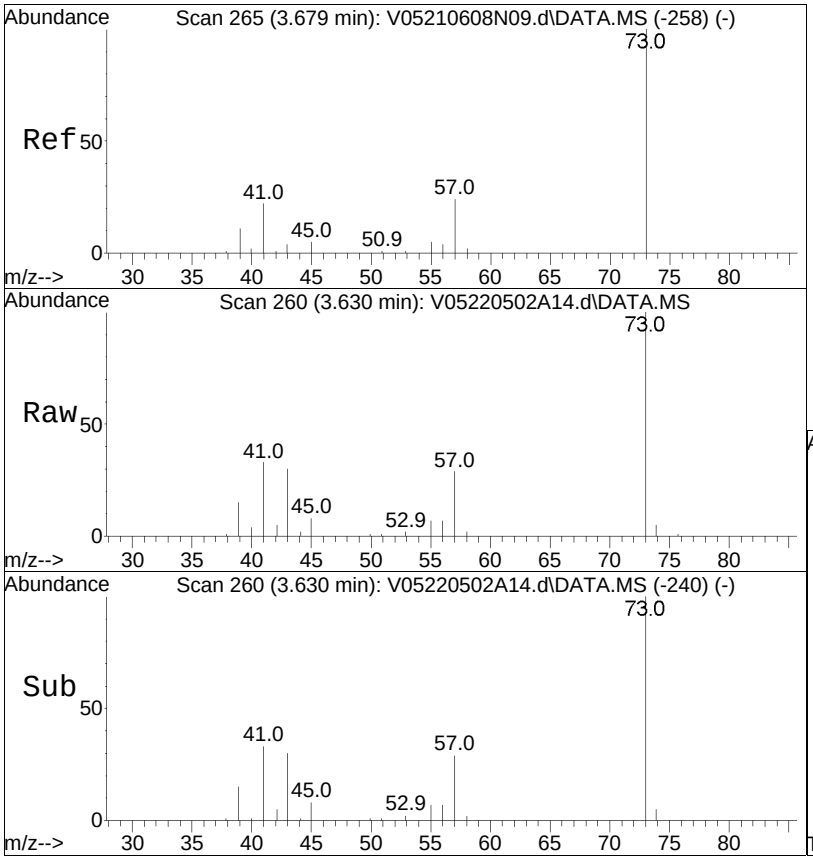

#20
Methyl tert-butyl ether
Concen: 2.56 ug/L
RT: 3.630 min Scan# 260
Delta R.T. 0.000 min
Lab File: V05220502A14.d
Acq: 2 May 2022 12:05 pm

Tgt Ion: 73 Resp: 38748

Ion	Ratio	Lower	Upper
73	100		
57	29.2	11.8	24.6#
43	32.9	13.5	27.9#
41	31.9	13.3	27.5#

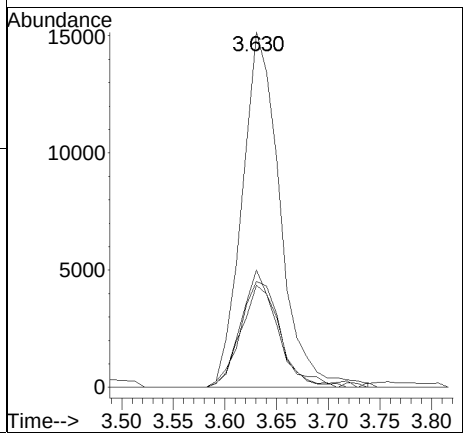

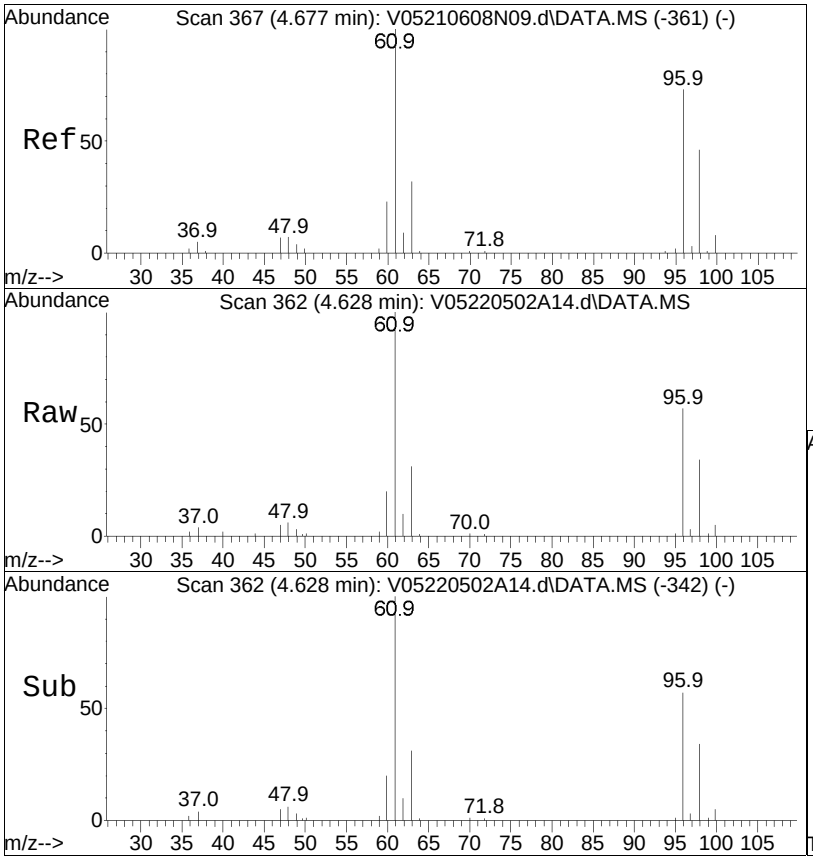

#28
cis-1,2-Dichloroethene
Concen: 3.71 ug/L
RT: 4.628 min Scan# 362
Delta R.T. -0.000 min
Lab File: V05220502A14.d
Acq: 2 May 2022 12:05 pm

Tgt Ion: 96 Resp: 31844

Ion	Ratio	Lower	Upper
96	100		
61	175.2	100.5	150.7#
98	63.5	49.8	74.8

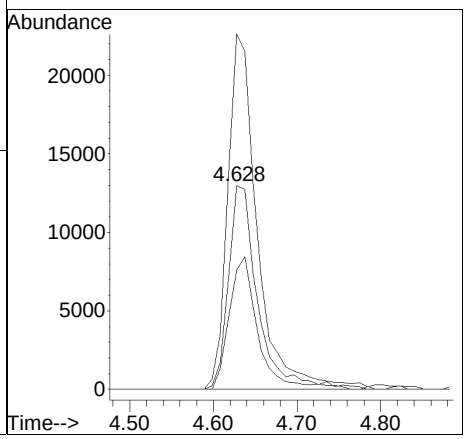

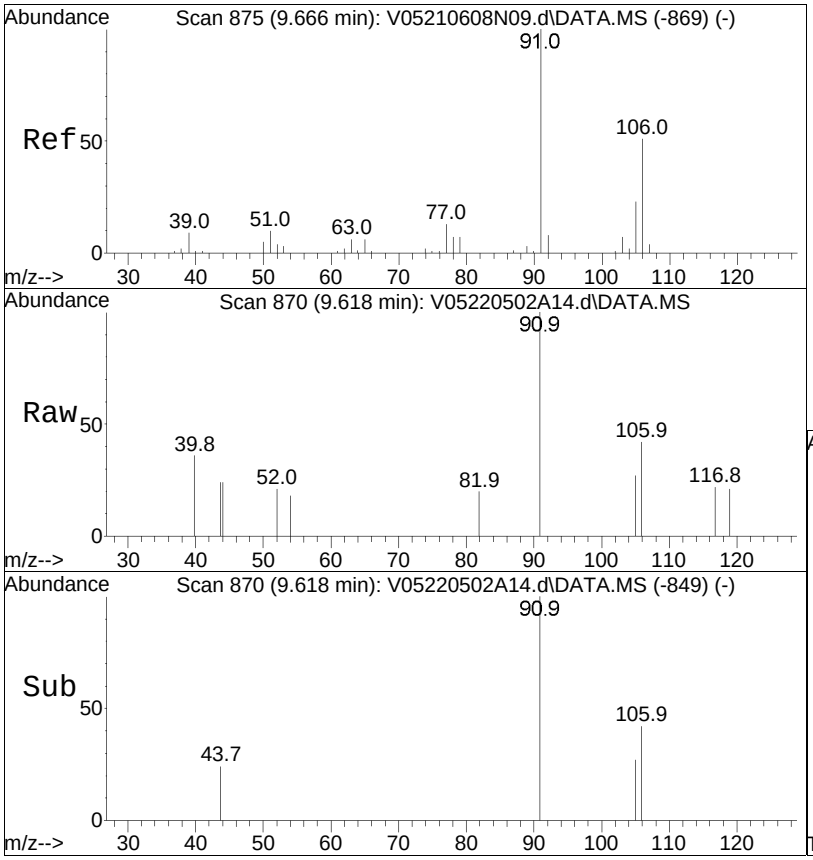

#76
p/m Xylene
Concen: 0.07 ug/L
RT: 9.618 min Scan# 870
Delta R.T. 0.010 min
Lab File: V05220502A14.d
Acq: 2 May 2022 12:05 pm

Tgt Ion:106 Resp: 1073

Ion	Ratio	Lower	Upper
106	100		
91	226.8	177.2	265.8

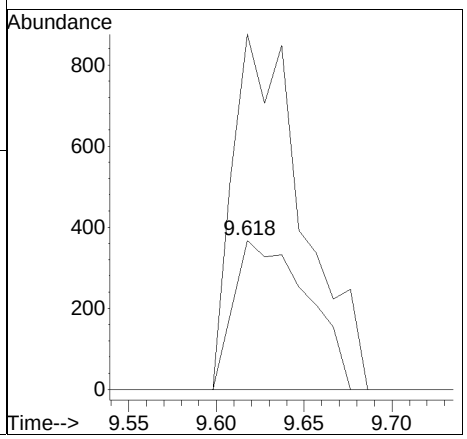

Manual Integration Report

Data Path	: I:\VOLATILES\VOA105\2022\2Q	Method	: V105_220208N_8260.m
Data File	: V05220502A14.d	Operator	: VOA105:MV
Date Inj'd	: 5/2/2022 12:05 pm	Instrument	: VOA 105
Sample	: l2222594-01,31,10,10,,a,pr	Quant Date	: 5/3/2022 7:58 am

There are no manual integrations or false positives in this file.

Quantitation Report (QT Reviewed)

Data Path : I:\VOLATILES\VOA105\2022\220502A\
Data File : V05220502A15.d
Acq On : 2 May 2022 12:29 pm
Operator : VOA105:MV
Sample : l2222594-05,31,10,10,,a,pri
Misc : WG1633727,ICAL18736
ALS Vial : 15 Sample Multiplier: 1

Quant Time: May 03 09:15:52 2022
Quant Method : I:\VOLATILES\VOA105\2022\220502A\V105_220208N_8260.m
Quant Title : VOLATILES BY GC/MS
QLast Update : Wed Feb 09 11:34:23 2022
Response via : Initial Calibration

CCAL FILE(s) : 1 - I:\VOLATILES\VOA105\2022\220502A\V05220502A01.d
Sub List : 8260-NYTCL - Megamix plus Diox

Compound	R.T.	QIon	Response	Conc Units	Dev(Min)
Internal Standards					
1) Fluorobenzene	5.860	96	347412	10.000 ug/L	0.00
Standard Area 1 = 367229			Recovery =	94.60%	
59) Chlorobenzene-d5	9.373	117	271885	10.000 ug/L	0.00
Standard Area 1 = 279312			Recovery =	97.34%	
79) 1,4-Dichlorobenzene-d4	12.106	152	146152	10.000 ug/L	0.00
Standard Area 1 = 155867			Recovery =	93.77%	
System Monitoring Compounds					
36) Dibromofluoromethane	5.068	113	99854	11.034 ug/L	0.00
Spiked Amount 10.000	Range 70 - 130		Recovery =	110.34%	
43) 1,2-Dichloroethane-d4	5.587	65	136472	11.460 ug/L	0.00
Spiked Amount 10.000	Range 70 - 130		Recovery =	114.60%	
60) Toluene-d8	7.533	98	336964	9.491 ug/L	0.00
Spiked Amount 10.000	Range 70 - 130		Recovery =	94.91%	
83) 4-Bromofluorobenzene	10.881	95	133458	10.085 ug/L	0.00
Spiked Amount 10.000	Range 70 - 130		Recovery =	100.85%	
Target Compounds					Qvalue
4) Vinyl chloride	0.000		0	N.D.	
10) 1,1-Dichloroethene	0.000		0	N.D.	
15) Methylene chloride	0.000		0	N.D.	
17) Acetone	0.000		0	N.D. d	
18) trans-1,2-Dichloroethene	0.000		0	N.D.	
20) Methyl tert-butyl ether	0.000		0	N.D.	
23) 1,1-Dichloroethane	0.000		0	N.D.	
28) cis-1,2-Dichloroethene	0.000		0	N.D.	
32) Chloroform	0.000		0	N.D.	
34) Carbon tetrachloride	0.000		0	N.D.	
37) 1,1,1-Trichloroethane	0.000		0	N.D.	
39) 2-Butanone	0.000		0	N.D.	
41) Benzene	5.547	78	116	N.D.	
44) 1,2-Dichloroethane	5.665	62	101	N.D.	
48) Trichloroethene	0.000		0	N.D.	
57) 1,4-Dioxane	0.000		0	N.D.	
61) Toluene	0.000		0	N.D.	
63) Tetrachloroethene	0.000		0	N.D.	
73) Chlorobenzene	0.000		0	N.D.	
74) Ethylbenzene	9.432	91	107	N.D.	

Data Path : I:\VOLATILES\VOA105\2022\220502A\
Data File : V05220502A15.d
Acq On : 2 May 2022 12:29 pm
Operator : VOA105:MV
Sample : l2222594-05,31,10,10,,a,pri
Misc : WG1633727,ICAL18736
ALS Vial : 15 Sample Multiplier: 1

Quant Time: May 03 09:15:52 2022
Quant Method : I:\VOLATILES\VOA105\2022\220502A\V105_220208N_8260.m
Quant Title : VOLATILES BY GC/MS
QLast Update : Wed Feb 09 11:34:23 2022
Response via : Initial Calibration

CCAL FILE(s) : 1 - I:\VOLATILES\VOA105\2022\220502A\V05220502A01.d
Sub List : 8260-NYTCL - Megamix plus Diox

	Compound	R.T.	QIon	Response	Conc	Units	Dev(Min)
76)	p/m Xylene	9.618	106	96	N.D.		
77)	o Xylene	0.000		0	N.D.		
85)	n-Propylbenzene	10.881	91	390	N.D.		
90)	1,3,5-Trimethylbenzene	0.000		0	N.D.		
94)	tert-Butylbenzene	0.000		0	N.D.		
97)	1,2,4-Trimethylbenzene	11.704	105	105	N.D.		
98)	sec-Butylbenzene	11.704	105	105	N.D.		
100)	1,3-Dichlorobenzene	0.000		0	N.D.		
101)	1,4-Dichlorobenzene	0.000		0	N.D.		
103)	n-Butylbenzene	0.000		0	N.D.		
104)	1,2-Dichlorobenzene	0.000		0	N.D.		

(#) = qualifier out of range (m) = manual integration (+) = signals summed

Quantitation Report (QT Reviewed)

Data Path : I:\VOLATILES\VOA105\2022\220502A\
Data File : V05220502A15.d
Acq On : 2 May 2022 12:29 pm
Operator : VOA105:MV
Sample : l2222594-05,31,10,10,,a,pri
Misc : WG1633727,ICAL18736
ALS Vial : 15 Sample Multiplier: 1

Quant Time: May 03 09:15:52 2022
Quant Method : I:\VOLATILES\VOA105\2022\220502A\V105_220208N_8260.m
Quant Title : VOLATILES BY GC/MS
QLast Update : Wed Feb 09 11:34:23 2022
Response via : Initial Calibration

Sub List : 8260-NYTCL - Megamix plus Diox20502A\V05220502A01.d•

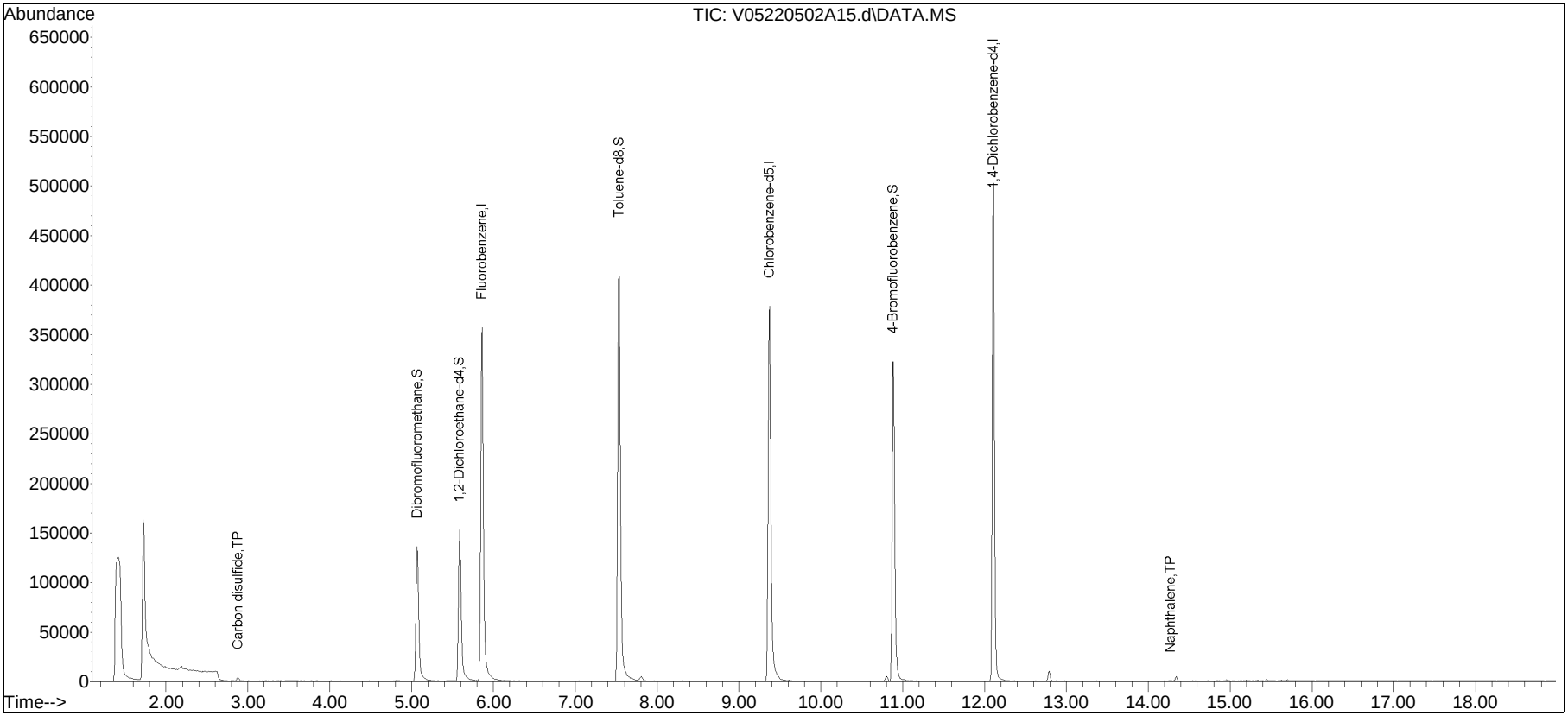

Manual Integration Report

Data Path	: I:\VOLATILES\VOA105\2022\2Q	Method	: V105_220208N_8260.m
Data File	: V05220502A15.d	Operator	: VOA105:MV
Date Inj'd	: 5/2/2022 12:29 pm	Instrument	: VOA 105
Sample	: l2222594-05,31,10,10,,a,pr	Quant Date	: 5/3/2022 7:58 am

There are no manual integrations or false positives in this file.

Volatiles Standards Data

Initial Calibration

Initial Calibration Summary
Form 6
Volatiles

Client	**: Roux Env. Eng. & Geology, DPC**	**Lab Number**	**: L2222594**
Project Name	**: FORMER PFIZER INC SITE B&D**	**Project Number**	**: 0047.0044Y047**
Instrument ID	**: VOA105**	**Ical Ref**	**: ICAL18736**
Calibration dates	**: 02/08/22 17:32 02/08/22 20:59**		

Calibration Files
L11 =V05220208N04.d L1 =V05220208N06.d L2 =V05220208N08.d L3 =V05220208N09.d L4 =V05220208N10.d
L6 =V05220208N11.d L8 =V05220208N12.d L10 =V05220208N13.d

		Compound	L11	L1	L2	L3	L4	L6	L8	L10	Avg	%RSD
1)	I	Fluorobenzene	----------ISTD----------									
2)	TP	Dichlorodifluo		0.181	0.190	0.201	0.242	0.243	0.233	0.220	0.216	11.69
3)	TP	Chloromethane		0.358	0.397	0.367	0.389	0.379	0.373	0.364	0.375	3.71
4)	TC	Vinyl chloride	0.241	0.241	0.257	0.264	0.295	0.299	0.295	0.285	0.272	8.98
5)	TP	Bromomethane		0.128	0.138	0.110	0.126	0.140	0.148	0.149	0.134	10.52
6)	TP	Chloroethane		0.172	0.173	0.156	0.164	0.162	0.159	0.152	0.163	4.93
7)	TP	Trichlorofluor		0.249	0.290	0.292	0.360	0.361	0.349	0.336	0.319	13.43
8)	TP	Ethyl ether		0.077	0.088	0.080	0.086	0.086	0.086	0.084	0.084	4.66
10)	TC	1,1-Dichloroet		0.153	0.175	0.182	0.201	0.202	0.197	0.193	0.186	9.50
11)	TP	Carbon disulfide		0.466	0.519	0.497	0.557	0.581	0.579	0.575	0.539	8.46
12)	TP	Freon-113		0.166	0.175	0.185	0.218	0.219	0.212	0.206	0.197	10.98
13)	TP	Iodomethane			0.141	0.216	0.263	0.275	0.271	0.261	*L	0.9992
14)	TP	Acrolein			0.027	0.026	0.031	0.032	0.032	0.033	0.030	9.54
15)	TP	Methylene chlo		0.231	0.241	0.217	0.226	0.224	0.225	0.222	0.227	3.36
17)	TP	Acetone			0.052	0.041	0.047	0.048	0.048	0.049	0.047	7.35
18)	TP	trans-1,2-Dich		0.192	0.216	0.204	0.224	0.227	0.226	0.222	0.216	6.11
19)	TP	Methyl acetate			0.114	0.121	0.137	0.140	0.140	0.137	0.132	8.54
20)	TP	Methyl tert butyl ether		0.344	0.437	0.406	0.449	0.469	0.470	0.466	0.434	10.55
21)	TP	tert-Butyl alc		0.005	0.010	0.009	0.009	0.009	0.010	0.010	0.009#	18.04
22)	TP	Diisopropyl ether		0.803	0.971	0.939	1.061	1.086	1.087	1.042	0.998	10.31
23)	TP	1,1-Dichloroet		0.421	0.516	0.488	0.518	0.522	0.519	0.506	0.499	7.28
24)	TP	Halothane		0.121	0.162	0.156	0.174	0.179	0.177	0.174	0.163	12.57
25)	TP	Acrylonitrile		0.046	0.061	0.064	0.072	0.075	0.075	0.074	0.067	16.07
26)	TP	Ethyl tert-but		0.599	0.698	0.666	0.767	0.796	0.806	0.789	0.731	10.75
27)	TP	Vinyl acetate			0.364	0.440	0.534	0.568	0.577	0.562	0.507	17.02
28)	TP	cis-1,2-Dichlo		0.223	0.265	0.235	0.250	0.253	0.252	0.249	0.247	5.56
29)	TP	2,2-Dichloropr		0.234	0.273	0.303	0.352	0.367	0.367	0.363	0.323	16.52
30)	TP	Bromochloromet		0.097	0.110	0.106	0.110	0.110	0.109	0.105	0.107	4.59
31)	TP	Cyclohexane		0.405	0.488	0.536	0.646	0.659	0.638	0.608	0.568	16.76
32)	TC	Chloroform		0.353	0.454	0.399	0.429	0.433	0.433	0.427	0.418	7.86
33)	TP	Ethyl acetate		0.135	0.183	0.167	0.193	0.203	0.203	0.199	0.183	13.57
34)	TP	Carbon tetrachloride	0.250	0.251	0.270	0.289	0.352	0.378	0.373	0.368	0.316	17.94
35)	TP	Tetrahydrofuran			0.063	0.053	0.057	0.056	0.059	0.057	0.057	5.96
36)	S	Dibromofluoromethane	0.271	0.273	0.273	0.261	0.251	0.252	0.253	0.249	0.260	4.10
37)	TP	1,1,1-Trichlor		0.264	0.317	0.347	0.395	0.405	0.401	0.393	0.360	14.91
39)	TP	2-Butanone			0.066	0.067	0.081	0.087	0.086	0.084	0.079	12.10

Initial Calibration Summary
Form 6
Volatiles

Client	**: Roux Env. Eng. & Geology, DPC**	**Lab Number**	**: L2222594**
Project Name	**: FORMER PFIZER INC SITE B&D**	**Project Number**	**: 0047.0044Y047**
Instrument ID	**: VOA105**	**Ical Ref**	**: ICAL18736**
Calibration dates	**: 02/08/22 17:32 02/08/22 20:59**		

Calibration Files
L11 =V05220208N04.d L1 =V05220208N06.d L2 =V05220208N08.d L3 =V05220208N09.d L4 =V05220208N10.d
L6 =V05220208N11.d L8 =V05220208N12.d L10 =V05220208N13.d

	Compound	L11	L1	L2	L3	L4	L6	L8	L10	Avg	%RSD
40) TP	1,1-Dichloropr		0.231	0.266	0.286	0.337	0.348	0.345	0.336	0.307	15.03
41) TP	Benzene	0.867	0.769	0.888	0.850	0.930	0.950	0.949	0.924	0.891	6.90
42) TP	Tertiary-Amyl Methyl Ether		0.356	0.412	0.411	0.467	0.493	0.504	0.499	0.449	12.65
43) S	1,2-Dichloroethane-d4	0.358	0.353	0.359	0.360	0.324	0.328	0.331	0.330	0.343	4.73
44) TP	1,2-Dichloroet		0.319	0.373	0.333	0.358	0.359	0.357	0.349	0.350	5.19
47) TP	Methyl cyclohe			0.288	0.359	0.439	0.453	0.443	0.429	0.402	16.18
48) TP	Trichloroethene	0.348	0.254	0.225	0.218	0.248	0.253	0.254	0.249	0.256	15.52
50) TP	Dibromomethane		0.097	0.121	0.112	0.121	0.124	0.125	0.124	0.118	8.75
51) TC	1,2-Dichloropr		0.222	0.279	0.270	0.292	0.300	0.300	0.293	0.279	9.87
53) TP	2-Chloroethyl		0.070	0.096	0.107	0.120	0.119	0.115	0.102	0.104	16.83
54) TP	Bromodichlorom		0.214	0.296	0.281	0.318	0.328	0.332	0.328	0.300#	14.07
57) TP	1,4-Dioxane		0.001	0.001	0.001	0.001	0.001	0.001	0.001	0.001#	6.77
58) TP	cis-1,3-Dichloropropene		0.212	0.273	0.292	0.351	0.375	0.382	0.376	*L	0.9987
59) I	Chlorobenzene-d5	----------ISTD----------									
60) S	Toluene-d8	1.269	1.277	1.310	1.313	1.333	1.331	1.323	1.291	1.306	1.86
61) TC	Toluene	0.694	0.594	0.763	0.717	0.816	0.821	0.815	0.797	0.752	10.59
62) TP	4-Methyl-2-pen		0.059	0.074	0.077	0.093	0.096	0.095	0.092	0.084	16.60
63) TP	Tetrachloroethene		0.244	0.294	0.313	0.374	0.382	0.373	0.361	0.334	15.63
65) TP	trans-1,3-Dichloropropene		0.183	0.265	0.305	0.396	0.430	0.437		*Q	0.9986
67) TP	Ethyl methacry		0.173	0.241	0.241	0.285	0.292	0.286	0.279	0.257	16.60
68) TP	1,1,2-Trichlor		0.131	0.179	0.175	0.194	0.194	0.191	0.187	0.179#	12.47
69) TP	Chlorodibromom		0.186	0.228	0.250	0.299	0.311	0.311	0.309	0.271	18.50
70) TP	1,3-Dichloropr		0.280	0.434	0.413	0.462	0.467	0.462	0.451	0.424	15.69
71) TP	1,2-Dibromoethane		0.127	0.231	0.219	0.255	0.255	0.253	0.248	*L	0.9995
72) TP	2-Hexanone		0.095	0.130	0.141	0.168	0.174	0.173	0.168	0.150	19.76
73) TP	Chlorobenzene		0.697	0.852	0.792	0.888	0.890	0.875	0.863	0.836	8.37
74) TC	Ethylbenzene	1.376	1.233	1.472	1.444	1.636	1.630	1.603	1.546	1.492	9.43
75) TP	1,1,1,2-Tetrac		0.196	0.264	0.267	0.317	0.326	0.329	0.324	0.289	17.15
76) TP	p/m Xylene	0.469	0.455	0.552	0.546	0.614	0.614	0.607	0.591	0.556	11.47
77) TP	o Xylene	0.474	0.437	0.529	0.519	0.579	0.581	0.573	0.558	0.531	9.95
78) TP	Styrene	0.732	0.706	0.880	0.862	0.961	0.960	0.948	0.895	0.868	11.45
79) I	1,4-Dichlorobenzene-d4	----------ISTD----------									
80) TP	Bromoform		0.142	0.212	0.233	0.291	0.314	0.324	0.334	*Q	0.9991
82) TP	Isopropylbenzene		2.292	2.536	2.586	3.019	3.065	3.051	2.967	2.788	11.17
83) S	4-Bromofluorobenzene	0.909	0.917	0.900	0.885	0.900	0.900	0.909	0.923	0.905	1.30
84) TP	Bromobenzene		0.519	0.602	0.572	0.657	0.661	0.663	0.672	0.621	9.38

Initial Calibration Summary
Form 6
Volatiles

Client	**: Roux Env. Eng. & Geology, DPC**	**Lab Number**	**: L2222594**
Project Name	**: FORMER PFIZER INC SITE B&D**	**Project Number**	**: 0047.0044Y047**
Instrument ID	**: VOA105**	**Ical Ref**	**: ICAL18736**
Calibration dates	**: 02/08/22 17:32 02/08/22 20:59**		

Calibration Files
L11 =V05220208N04.d L1 =V05220208N06.d L2 =V05220208N08.d L3 =V05220208N09.d L4 =V05220208N10.d
L6 =V05220208N11.d L8 =V05220208N12.d L10 =V05220208N13.d

	Compound	L11	L1	L2	L3	L4	L6	L8	L10	Avg	%RSD
85) TP	n-Propylbenzene		2.589	2.878	2.981	3.579	3.563	3.535	3.239	3.195	12.22
86) TP	1,4-Dichlorobu		0.817	0.960	0.894	1.023	1.031	1.047	1.030	0.972	8.96
87) TP	1,1,2,2-Tetrac		0.372	0.434	0.395	0.455	0.455	0.460	0.461	0.433	8.23
88) TP	4-Ethyltoluene		2.056	2.463	2.476	2.936	2.927	2.930	2.818	2.658	12.69
89) TP	2-Chlorotoluene		1.639	1.921	1.788	2.049	2.074	2.070	2.066	1.944	8.81
90) TP	1,3,5-Trimethy		1.946	2.179	2.145	2.526	2.511	2.533	2.434	2.325	10.05
91) TP	1,2,3-Trichlor		0.361	0.383	0.338	0.387	0.398	0.403	0.396	0.381	6.07
92) TP	trans-1,4-Dich			0.134	0.143	0.173	0.175	0.186	0.189	0.167	13.66
93) TP	4-Chlorotoluene		1.779	1.981	1.886	2.117	2.135	2.151	2.125	2.025	7.23
94) TP	tert-Butylbenzene		1.598	1.787	1.865	2.183	2.210	2.199	2.156	2.000	12.36
97) TP	1,2,4-Trimethy		1.799	2.182	2.102	2.451	2.477	2.465	2.392	2.267	11.19
98) TP	sec-Butylbenzene		2.231	2.519	2.666	3.177	3.227	3.158	2.971	2.850	13.47
99) TP	p-Isopropyltol		1.877	2.164	2.281	2.741	2.780	2.743	2.615	2.457	14.34
100) TP	1,3-Dichlorobe		0.997	1.188	1.126	1.286	1.303	1.295	1.288	1.212	9.58
101) TP	1,4-Dichlorobe		1.059	1.235	1.135	1.287	1.300	1.295	1.281	1.227	7.68
102) TP	p-Diethylbenzene		0.967	1.205	1.276	1.557	1.586	1.587	1.564	1.392	17.64
103) TP	n-Butylbenzene		1.475	1.718	1.837	2.265	2.325	2.306	2.230	2.022	16.90
104) TP	1,2-Dichlorobe		0.946	1.091	1.026	1.144	1.149	1.150	1.143	1.093	7.23
105) TP	1,2,4,5-Tetram		1.572	1.814	1.892	2.240	2.282	2.252	2.181	2.033	13.54
106) TP	1,2-Dibromo-3-		0.032	0.055	0.053	0.067	0.069	0.070	0.072	*L	0.9986
107) TP	1,3,5-Trichlor		0.658	0.729	0.714	0.831	0.838	0.823	0.810	0.772	9.18
108) TP	Hexachlorobuta		0.257	0.261	0.282	0.345	0.353	0.346	0.342	0.312	13.85
109) TP	1,2,4-Trichlor		0.527	0.588	0.567	0.678	0.691	0.688	0.684	0.632	10.92
110) TP	Naphthalene		1.033	1.130	1.052	1.268	1.315	1.331	1.314	1.206	10.84
111) TP	1,2,3-Trichlor		0.472	0.521	0.472	0.543	0.557	0.555	0.550	0.524	7.17

Response Factor Report VOA 105

Method Path : I:\VOLATILES\VOA105\2022\220208N-ICAL\
Method File : V105_220208N_8260.m
Title : VOLATILES BY GC/MS
Last Update : Wed Feb 09 11:34:23 2022
Response Via : Initial Calibration

Calibration Files
L11 =V05220208N04.d L1 =V05220208N06.d L2 =V05220208N08.d L3 =V05220208N09.d L4 =V05220208N10.d
L6 =V05220208N11.d L8 =V05220208N12.d L10 =V05220208N13.d

		Compound	L11	L1	L2	L3	L4	L6	L8	L10	Avg	%RSD
1)	I	Fluorobenzene	----------ISTD----------									
2)	TP	Dichlorodifluo...		0.181	0.190	0.201	0.242	0.243	0.233	0.220	0.216	11.69
3)	TP	Chloromethane		0.358	0.397	0.367	0.389	0.379	0.373	0.364	0.375	3.71
4)	TC	Vinyl chloride	0.241	0.241	0.257	0.264	0.295	0.299	0.295	0.285	0.272	8.98
5)	TP	Bromomethane		0.128	0.138	0.110	0.126	0.140	0.148	0.149	0.134	10.52
6)	TP	Chloroethane		0.172	0.173	0.156	0.164	0.162	0.159	0.152	0.163	4.93
7)	TP	Trichlorofluor...		0.249	0.290	0.292	0.360	0.361	0.349	0.336	0.319	13.43
8)	TP	Ethyl ether		0.077	0.088	0.080	0.086	0.086	0.086	0.084	0.084	4.66
10)	TC	1,1-Dichloroet...		0.153	0.175	0.182	0.201	0.202	0.197	0.193	0.186	9.50
11)	TP	Carbon disulfide		0.466	0.519	0.497	0.557	0.581	0.579	0.575	0.539	8.46
12)	TP	Freon-113		0.166	0.175	0.185	0.218	0.219	0.212	0.206	0.197	10.98
13)	TP	Iodomethane			0.141	0.216	0.263	0.275	0.271	0.261	*L	0.9992
14)	TP	Acrolein			0.027	0.026	0.031	0.032	0.032	0.033	0.030	9.54
15)	TP	Methylene chlo...		0.231	0.241	0.217	0.226	0.224	0.225	0.222	0.227	3.36
17)	TP	Acetone			0.052	0.041	0.047	0.048	0.048	0.049	0.047	7.35
18)	TP	trans-1,2-Dich...		0.192	0.216	0.204	0.224	0.227	0.226	0.222	0.216	6.11
19)	TP	Methyl acetate			0.114	0.121	0.137	0.140	0.140	0.137	0.132	8.54
20)	TP	Methyl tert-bu...		0.344	0.437	0.406	0.449	0.469	0.470	0.466	0.434	10.55
21)	TP	tert-Butyl alc...		0.005	0.010	0.009	0.009	0.009	0.010	0.010	0.009#	18.04
22)	TP	Diisopropyl ether		0.803	0.971	0.939	1.061	1.086	1.087	1.042	0.998	10.31
23)	TP	1,1-Dichloroet...		0.421	0.516	0.488	0.518	0.522	0.519	0.506	0.499	7.28
24)	TP	Halothane		0.121	0.162	0.156	0.174	0.179	0.177	0.174	0.163	12.57
25)	TP	Acrylonitrile		0.046	0.061	0.064	0.072	0.075	0.075	0.074	0.067	16.07
26)	TP	Ethyl tert-but...		0.599	0.698	0.666	0.767	0.796	0.806	0.789	0.731	10.75
27)	TP	Vinyl acetate			0.364	0.440	0.534	0.568	0.577	0.562	0.507	17.02
28)	TP	cis-1,2-Dichlo...		0.223	0.265	0.235	0.250	0.253	0.252	0.249	0.247	5.56
29)	TP	2,2-Dichloropr...		0.234	0.273	0.303	0.352	0.367	0.367	0.363	0.323	16.52
30)	TP	Bromochloromet...		0.097	0.110	0.106	0.110	0.110	0.109	0.105	0.107	4.59
31)	TP	Cyclohexane		0.405	0.488	0.536	0.646	0.659	0.638	0.608	0.568	16.76
32)	TC	Chloroform		0.353	0.454	0.399	0.429	0.433	0.433	0.427	0.418	7.86
33)	TP	Ethyl acetate		0.135	0.183	0.167	0.193	0.203	0.203	0.199	0.183	13.57

Response Factor Report VOA 105

Method Path : I:\VOLATILES\VOA105\2022\220208N-ICAL\
Method File : V105_220208N_8260.m
Title : VOLATILES BY GC/MS
Last Update : Wed Feb 09 11:34:23 2022
Response Via : Initial Calibration

Calibration Files
L11 =V05220208N04.d L1 =V05220208N06.d L2 =V05220208N08.d L3 =V05220208N09.d L4 =V05220208N10.d
L6 =V05220208N11.d L8 =V05220208N12.d L10 =V05220208N13.d

		Compound	L11	L1	L2	L3	L4	L6	L8	L10	Avg	%RSD
34)	TP	Carbon tetrach...	0.250	0.251	0.270	0.289	0.352	0.378	0.373	0.368	0.316	17.94
35)	TP	Tetrahydrofuran		0.063	0.053	0.057	0.056	0.059	0.057	0.057		5.96
36)	S	Dibromofluorom...	0.271	0.273	0.273	0.261	0.251	0.252	0.253	0.249	0.260	4.10
37)	TP	1,1,1-Trichlor...		0.264	0.317	0.347	0.395	0.405	0.401	0.393	0.360	14.91
39)	TP	2-Butanone			0.066	0.067	0.081	0.087	0.086	0.084	0.079	12.10
40)	TP	1,1-Dichloropr...		0.231	0.266	0.286	0.337	0.348	0.345	0.336	0.307	15.03
41)	TP	Benzene	0.867	0.769	0.888	0.850	0.930	0.950	0.949	0.924	0.891	6.90
42)	TP	tert-Amyl meth...		0.356	0.412	0.411	0.467	0.493	0.504	0.499	0.449	12.65
43)	S	1,2-Dichloroet...	0.358	0.353	0.359	0.360	0.324	0.328	0.331	0.330	0.343	4.73
44)	TP	1,2-Dichloroet...		0.319	0.373	0.333	0.358	0.359	0.357	0.349	0.350	5.19
47)	TP	Methyl cyclohe...			0.288	0.359	0.439	0.453	0.443	0.429	0.402	16.18
48)	TP	Trichloroethene	0.348	0.254	0.225	0.218	0.248	0.253	0.254	0.249	0.256	15.52
50)	TP	Dibromomethane		0.097	0.121	0.112	0.121	0.124	0.125	0.124	0.118	8.75
51)	TC	1,2-Dichloropr...		0.222	0.279	0.270	0.292	0.300	0.300	0.293	0.279	9.87
53)	TP	2-Chloroethyl ...		0.070	0.096	0.107	0.120	0.119	0.115	0.102	0.104	16.83
54)	TP	Bromodichlorom...		0.214	0.296	0.281	0.318	0.328	0.332	0.328	0.300#	14.07
57)	TP	1,4-Dioxane		0.001	0.001	0.001	0.001	0.001	0.001	0.001	0.001#	6.77
58)	TP	cis-1,3-Dichlo...		0.212	0.273	0.292	0.351	0.375	0.382	0.376	*L	0.9987
59)	I	Chlorobenzene-d5	----------ISTD----------									
60)	S	Toluene-d8	1.269	1.277	1.310	1.313	1.333	1.331	1.323	1.291	1.306	1.86
61)	TC	Toluene	0.694	0.594	0.763	0.717	0.816	0.821	0.815	0.797	0.752	10.59
62)	TP	4-Methyl-2-pen...		0.059	0.074	0.077	0.093	0.096	0.095	0.092	0.084	16.60
63)	TP	Tetrachloroethene		0.244	0.294	0.313	0.374	0.382	0.373	0.361	0.334	15.63
65)	TP	trans-1,3-Dich...		0.183	0.265	0.305	0.396	0.430	0.437		*Q	0.9986
67)	TP	Ethyl methacry...		0.173	0.241	0.241	0.285	0.292	0.286	0.279	0.257	16.60
68)	TP	1,1,2-Trichlor...		0.131	0.179	0.175	0.194	0.194	0.191	0.187	0.179#	12.47
69)	TP	Chlorodibromom...		0.186	0.228	0.250	0.299	0.311	0.311	0.309	0.271	18.50
70)	TP	1,3-Dichloropr...		0.280	0.434	0.413	0.462	0.467	0.462	0.451	0.424	15.69
71)	TP	1,2-Dibromoethane		0.127	0.231	0.219	0.255	0.255	0.253	0.248	*L	0.9995
72)	TP	2-Hexanone		0.095	0.130	0.141	0.168	0.174	0.173	0.168	0.150	19.76
73)	TP	Chlorobenzene		0.697	0.852	0.792	0.888	0.890	0.875	0.863	0.836	8.37

Response Factor Report VOA 105

Method Path : I:\VOLATILES\VOA105\2022\220208N-ICAL\
Method File : V105_220208N_8260.m
Title : VOLATILES BY GC/MS
Last Update : Wed Feb 09 11:34:23 2022
Response Via : Initial Calibration

Calibration Files
L11 =V05220208N04.d L1 =V05220208N06.d L2 =V05220208N08.d L3 =V05220208N09.d L4 =V05220208N10.d
L6 =V05220208N11.d L8 =V05220208N12.d L10 =V05220208N13.d

		Compound	L11	L1	L2	L3	L4	L6	L8	L10	Avg	%RSD
74)	TC	Ethylbenzene	1.376	1.233	1.472	1.444	1.636	1.630	1.603	1.546	1.492	9.43
75)	TP	1,1,1,2-Tetrac...		0.196	0.264	0.267	0.317	0.326	0.329	0.324	0.289	17.15
76)	TP	p/m Xylene	0.469	0.455	0.552	0.546	0.614	0.614	0.607	0.591	0.556	11.47
77)	TP	o Xylene	0.474	0.437	0.529	0.519	0.579	0.581	0.573	0.558	0.531	9.95
78)	TP	Styrene	0.732	0.706	0.880	0.862	0.961	0.960	0.948	0.895	0.868	11.45
79)	I	1,4-Dichlorobenzene-d4	----------ISTD----------									
80)	TP	Bromoform		0.142	0.212	0.233	0.291	0.314	0.324	0.334	*Q	0.9991
82)	TP	Isopropylbenzene		2.292	2.536	2.586	3.019	3.065	3.051	2.967	2.788	11.17
83)	S	4-Bromofluorob...	0.909	0.917	0.900	0.885	0.900	0.900	0.909	0.923	0.905	1.30
84)	TP	Bromobenzene		0.519	0.602	0.572	0.657	0.661	0.663	0.672	0.621	9.38
85)	TP	n-Propylbenzene		2.589	2.878	2.981	3.579	3.563	3.535	3.239	3.195	12.22
86)	TP	1,4-Dichlorobu...		0.817	0.960	0.894	1.023	1.031	1.047	1.030	0.972	8.96
87)	TP	1,1,2,2-Tetrac...		0.372	0.434	0.395	0.455	0.455	0.460	0.461	0.433	8.23
88)	TP	4-Ethyltoluene		2.056	2.463	2.476	2.936	2.927	2.930	2.818	2.658	12.69
89)	TP	2-Chlorotoluene		1.639	1.921	1.788	2.049	2.074	2.070	2.066	1.944	8.81
90)	TP	1,3,5-Trimethy...		1.946	2.179	2.145	2.526	2.511	2.533	2.434	2.325	10.05
91)	TP	1,2,3-Trichlor...		0.361	0.383	0.338	0.387	0.398	0.403	0.396	0.381	6.07
92)	TP	trans-1,4-Dich...			0.134	0.143	0.173	0.175	0.186	0.189	0.167	13.66
93)	TP	4-Chlorotoluene		1.779	1.981	1.886	2.117	2.135	2.151	2.125	2.025	7.23
94)	TP	tert-Butylbenzene		1.598	1.787	1.865	2.183	2.210	2.199	2.156	2.000	12.36
97)	TP	1,2,4-Trimethy...		1.799	2.182	2.102	2.451	2.477	2.465	2.392	2.267	11.19
98)	TP	sec-Butylbenzene		2.231	2.519	2.666	3.177	3.227	3.158	2.971	2.850	13.47
99)	TP	p-Isopropyltol...		1.877	2.164	2.281	2.741	2.780	2.743	2.615	2.457	14.34
100)	TP	1,3-Dichlorobe...		0.997	1.188	1.126	1.286	1.303	1.295	1.288	1.212	9.58
101)	TP	1,4-Dichlorobe...		1.059	1.235	1.135	1.287	1.300	1.295	1.281	1.227	7.68
102)	TP	p-Diethylbenzene		0.967	1.205	1.276	1.557	1.586	1.587	1.564	1.392	17.64
103)	TP	n-Butylbenzene		1.475	1.718	1.837	2.265	2.325	2.306	2.230	2.022	16.90
104)	TP	1,2-Dichlorobe...		0.946	1.091	1.026	1.144	1.149	1.150	1.143	1.093	7.23
105)	TP	1,2,4,5-Tetram...		1.572	1.814	1.892	2.240	2.282	2.252	2.181	2.033	13.54
106)	TP	1,2-Dibromo-3-...		0.032	0.055	0.053	0.067	0.069	0.070	0.072	*L	0.9986
107)	TP	1,3,5-Trichlor...		0.658	0.729	0.714	0.831	0.838	0.823	0.810	0.772	9.18

Method Path : I:\VOLATILES\VOA105\2022\220208N-ICAL\
Method File : V105_220208N_8260.m
Title : VOLATILES BY GC/MS
Last Update : Wed Feb 09 11:34:23 2022
Response Via : Initial Calibration

Calibration Files
L11 =V05220208N04.d L1 =V05220208N06.d L2 =V05220208N08.d L3 =V05220208N09.d L4 =V05220208N10.d
L6 =V05220208N11.d L8 =V05220208N12.d L10 =V05220208N13.d

	Compound	L11	L1	L2	L3	L4	L6	L8	L10	Avg	%RSD
108)	TP Hexachlorobuta...	0.257	0.261	0.282	0.345	0.353	0.346	0.342	0.312	13.85	
109)	TP 1,2,4-Trichlor...	0.527	0.588	0.567	0.678	0.691	0.688	0.684	0.632	10.92	
110)	TP Naphthalene	1.033	1.130	1.052	1.268	1.315	1.331	1.314	1.206	10.84	
111)	TP 1,2,3-Trichlor...	0.472	0.521	0.472	0.543	0.557	0.555	0.550	0.524	7.17	

(#) = Out of Range

Data Path : I:\VOLATILES\VOA105\2022\220208N-ICAL\
Data File : V05220208NBF1.d
Acq On : 8 Feb 2022 4:04 pm
Operator : VOA105:LAC
Sample : WG1603077-1
Misc : WG1603077
ALS Vial : 1 Sample Multiplier: 1

Integration File: rteint.p

Method : I:\VOLATILES\VOA105\2022\220208N-ICAL\V105_220208N_8260.m
Title : VOLATILES BY GC/MS
Last Update : Wed Feb 09 11:34:23 2022

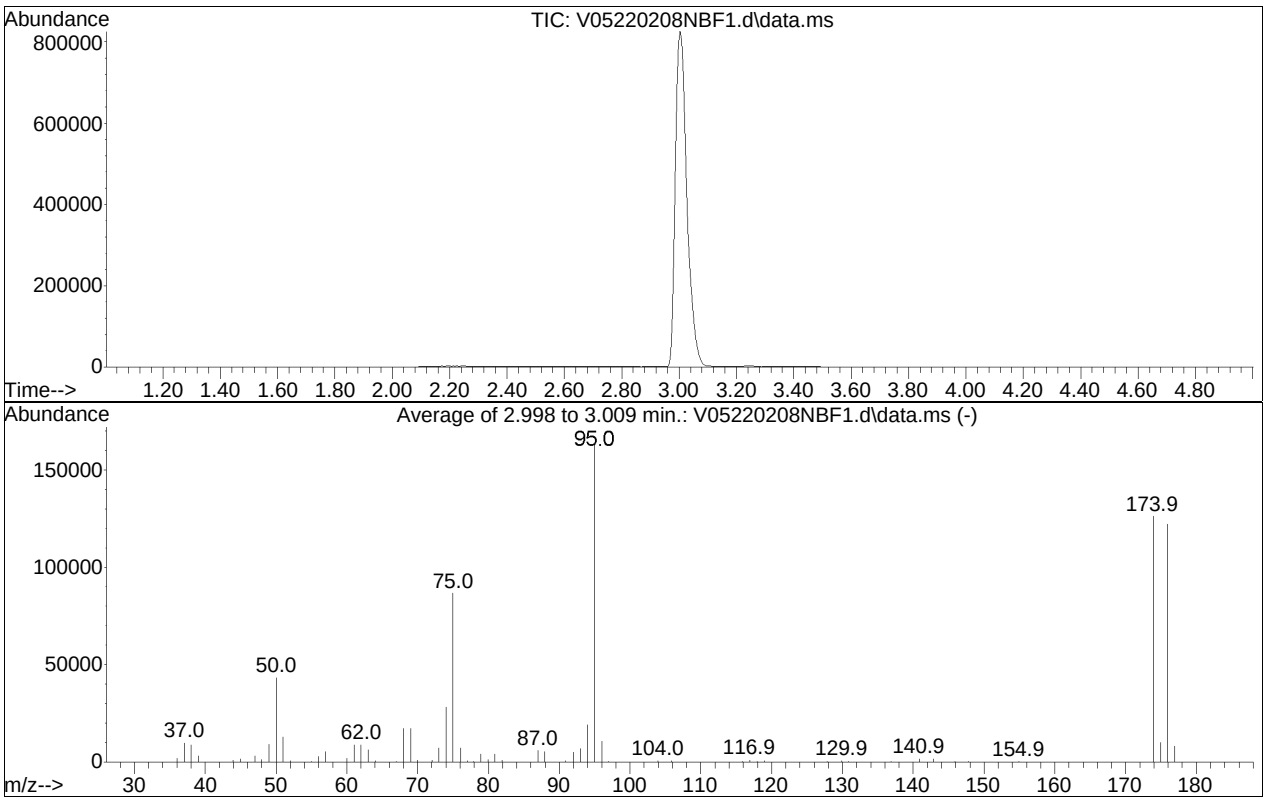

AutoFind: Scans 167, 168, 169; Background Corrected with Scan 158

Target Mass	Rel. to Mass	Lower Limit%	Upper Limit%	Rel. Abn%	Raw Abn	Result Pass/Fail
50	95	15	40	26.5	43464	PASS
75	95	30	60	52.9	86739	PASS
95	95	100	100	100.0	163989	PASS
96	95	5	9	6.6	10784	PASS
173	174	0.00	2	0.0	0	PASS
174	95	50	100	76.9	126179	PASS
175	174	5	9	7.9	10018	PASS
176	174	95	101	96.9	122229	PASS
177	176	5	9	6.6	8125	PASS

Quantitation Report (QT Reviewed)

Data Path : I:\VOLATILES\VOA105\2022\220208N-ICAL\
Data File : V05220208N04.d
Acq On : 8 Feb 2022 5:32 pm
Operator : VOA105:PD
Sample : I8260STD0.19
Misc : WG1603077,ICAL
ALS Vial : 4 Sample Multiplier: 1

Quant Time: Feb 09 11:35:34 2022
Quant Method : I:\VOLATILES\VOA105\2022\220208N-ICAL\V105_220208N_8260.m
Quant Title : VOLATILES BY GC/MS
QLast Update : Wed Feb 09 11:34:23 2022
Response via : Initial Calibration

CCAL FILE(s) : 1 - I:\VOLATILES\VOA105\2022\220208N-ICAL\V05220208N09.d
Sub List : 8260-L11 - Level 11 for 8260-LRR product

Compound	R.T.	QIon	Response	Conc	Units	Dev(Min)
Internal Standards						
1) Fluorobenzene	5.860	96	495635	10.000	ug/L	0.00
Standard Area 1 = 530622			Recovery = 93.41%			
59) Chlorobenzene-d5	9.373	117	393115	10.000	ug/L	0.00
Standard Area 1 = 398296			Recovery = 98.70%			
79) 1,4-Dichlorobenzene-d4	12.106	152	215877	10.000	ug/L	0.00
Standard Area 1 = 226852			Recovery = 95.16%			
System Monitoring Compounds						
36) Dibromofluoromethane	5.068	113	134346	10.406	ug/L	0.00
Spiked Amount 10.000	Range 70 - 130		Recovery = 104.06%			
43) 1,2-Dichloroethane-d4	5.587	65	177523	10.449	ug/L	0.00
Spiked Amount 10.000	Range 70 - 130		Recovery = 104.49%			
60) Toluene-d8	7.533	98	498479	9.710	ug/L	0.00
Spiked Amount 10.000	Range 70 - 130		Recovery = 97.10%			
83) 4-Bromofluorobenzene	10.881	95	196214	10.038	ug/L	0.00
Spiked Amount 10.000	Range 70 - 130		Recovery = 100.38%			
Target Compounds						Qvalue
4) Vinyl chloride	1.841	62	2272	0.168	ug/L #	41
34) Carbon tetrachloride	5.010	117	2350	0.150	ug/L	98
41) Benzene	5.450	78	8167	0.185	ug/L #	82
48) Trichloroethene	6.037	95	3279	0.258	ug/L #	70
58) cis-1,3-Dichloropropene	7.347	75	1689	0.459	ug/L #	64
61) Toluene	7.592	92	5175	0.175	ug/L	98
65) trans-1,3-Dichloropropene	8.100	75	1061	0.435	ug/L #	36
74) Ethylbenzene	9.432	91	10267	0.175	ug/L	99
76) p/m Xylene	9.618	106	7001	0.320	ug/L	99
77) o Xylene	10.166	106	7070	0.339	ug/L	93
78) Styrene	10.245	104	10925	0.320	ug/L	92

(#) = qualifier out of range (m) = manual integration (+) = signals summed

Quantitation Report (QT Reviewed)

Data Path : I:\VOLATILES\VOA105\2022\220208N-ICAL\
Data File : V05220208N04.d
Acq On : 8 Feb 2022 5:32 pm
Operator : VOA105:PD
Sample : I8260STD0.19
Misc : WG1603077,ICAL
ALS Vial : 4 Sample Multiplier: 1

Quant Time: Feb 09 11:35:34 2022
Quant Method : I:\VOLATILES\VOA105\2022\220208N-ICAL\V105_220208N_8260.m
Quant Title : VOLATILES BY GC/MS
QLast Update : Wed Feb 09 11:34:23 2022
Response via : Initial Calibration

Sub List : 8260-L11 - Level 11 for 8260-LRR productL\V05220208N09.d•

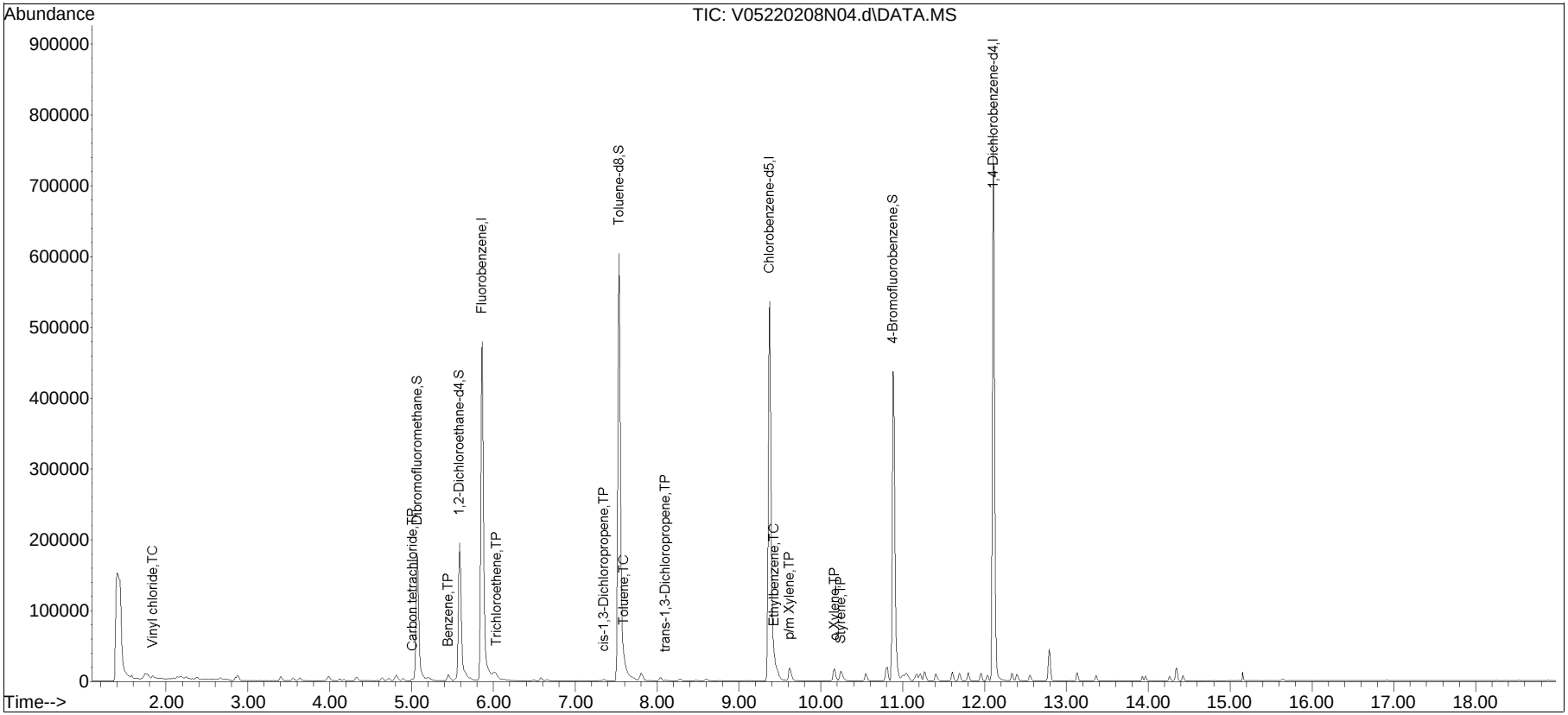

Manual Integration Report

Data Path	: I:\VOLATILES\VOA105\2022\2Q	Method	: V105_220208N_8260.m
Data File	: V05220208N04.d	Operator	: VOA105:PD
Date Inj'd	: 2/8/2022 5:32 pm	Instrument	: VOA 105
Sample	: I8260STD0.19	Quant Date	: 2/9/2022 11:35 am

There are no manual integrations or false positives in this file.

Quantitation Report (QT Reviewed)

Data Path : I:\VOLATILES\VOA105\2022\220208N-ICAL\
Data File : V05220208N06.d
Acq On : 8 Feb 2022 6:18 pm
Operator : VOA105:PD
Sample : I8260STD0.5
Misc : WG1603077,ICAL
ALS Vial : 6 Sample Multiplier: 1

Quant Time: Feb 09 17:24:08 2022
Quant Method : I:\VOLATILES\VOA105\2022\220208N-ICAL\V105_220208N_8260.m
Quant Title : VOLATILES BY GC/MS
QLast Update : Wed Feb 09 11:34:23 2022
Response via : Initial Calibration

CCAL FILE(s) : 1 - I:\VOLATILES\VOA105\2022\220208N-ICAL\V05220208N09.d
Sub List : 8260-Curve - Megamix plus Diox

Compound	R.T.	QIon	Response	Conc	Units	Dev(Min)
Internal Standards						
1) Fluorobenzene	5.860	96	505789	10.000	ug/L	0.00
Standard Area 1 = 530622			Recovery =	95.32%		
59) Chlorobenzene-d5	9.373	117	396177	10.000	ug/L	0.00
Standard Area 1 = 398296			Recovery =	99.47%		
79) 1,4-Dichlorobenzene-d4	12.106	152	217104	10.000	ug/L	0.00
Standard Area 1 = 226852			Recovery =	95.70%		
System Monitoring Compounds						
36) Dibromofluoromethane	5.068	113	138249	10.493	ug/L	0.00
Spiked Amount 10.000	Range 70 - 130		Recovery =	104.93%		
43) 1,2-Dichloroethane-d4	5.586	65	178541	10.298	ug/L	0.00
Spiked Amount 10.000	Range 70 - 130		Recovery =	102.98%		
60) Toluene-d8	7.533	98	505831	9.777	ug/L	0.00
Spiked Amount 10.000	Range 70 - 130		Recovery =	97.77%		
83) 4-Bromofluorobenzene	10.881	95	199111	10.129	ug/L	0.00
Spiked Amount 10.000	Range 70 - 130		Recovery =	101.29%		
Target Compounds						Qvalue
2) Dichlorodifluoromethane	1.576	85	4580	0.420	ug/L #	97
3) Chloromethane	1.772	50	9066	0.477	ug/L	94
4) Vinyl chloride	1.840	62	6085	0.442	ug/L	76
5) Bromomethane	2.134	94	3243	0.478	ug/L	97
6) Chloroethane	2.251	64	4354	0.529	ug/L	79
7) Trichlorofluoromethane	2.378	101	6305	0.390	ug/L	98
8) Ethyl ether	2.662	74	1947	0.458	ug/L #	10
10) 1,1-Dichloroethene	2.858	96	3869	0.411	ug/L #	73
11) Carbon disulfide	2.877	76	11781	0.432	ug/L	99
12) Freon-113	2.877	101	4194	0.420	ug/L	77
13) Iodomethane	2.995	142	1196	1.135	ug/L #	70
14) Acrolein	3.210	56	185	0.121	ug/L #	82
15) Methylene chloride	3.405	84	5832	0.509	ug/L #	49
17) Acetone	3.474	43	2123	0.884	ug/L #	65
18) trans-1,2-Dichloroethene	3.552	96	4852	0.444	ug/L	84
19) Methyl acetate	0.000		0	N.D.	d	
20) Methyl tert-butyl ether	3.630	73	8706	0.396	ug/L #	47
21) tert-Butyl alcohol	3.748	59	685	1.524	ug/L #	1
22) Diisopropyl ether	3.982	45	20310	0.402	ug/L #	88
23) 1,1-Dichloroethane	4.119	63	10635	0.422	ug/L	92
24) Halothane	4.168	117	3051	0.369	ug/L	98

Data Path : I:\VOLATILES\VOA105\2022\220208N-ICAL\
Data File : V05220208N06.d
Acq On : 8 Feb 2022 6:18 pm
Operator : VOA105:PD
Sample : I8260STD0.5
Misc : WG1603077,ICAL
ALS Vial : 6 Sample Multiplier: 1

Quant Time: Feb 09 17:24:08 2022
Quant Method : I:\VOLATILES\VOA105\2022\220208N-ICAL\V105_220208N_8260.m
Quant Title : VOLATILES BY GC/MS
QLast Update : Wed Feb 09 11:34:23 2022
Response via : Initial Calibration

CCAL FILE(s) : 1 - I:\VOLATILES\VOA105\2022\220208N-ICAL\V05220208N09.d
Sub List : 8260-Curve - Megamix plus Diox

Compound	R.T.	QIon	Response	Conc	Units		Dev(Min)
25) Acrylonitrile	4.247	53	1168M3	0.346	ug/L		
26) Ethyl tert-butyl ether	4.325	59	15149	0.409	ug/L	#	69
27) Vinyl acetate	0.000		0	N.D.	d		
28) cis-1,2-Dichloroethene	4.638	96	5640	0.452	ug/L	#	77
29) 2,2-Dichloropropane	4.726	77	5918	0.363	ug/L	#	61
30) Bromochloromethane	4.833	128	2448	0.454	ug/L	#	33
31) Cyclohexane	4.804	56	10254	0.357	ug/L	#	58
32) Chloroform	4.892	83	8935	0.422	ug/L	#	91
33) Ethyl acetate	5.039	43	3406	0.368	ug/L	#	72
34) Carbon tetrachloride	5.019	117	6348	0.397	ug/L		94
35) Tetrahydrofuran	0.000		0	N.D.	d		
37) 1,1,1-Trichloroethane	5.078	97	6669	0.366	ug/L	#	86
39) 2-Butanone	0.000		0	N.D.	d		
40) 1,1-Dichloropropene	5.205	75	5837	0.376	ug/L		92
41) Benzene	5.450	78	19454	0.432	ug/L	#	85
42) tert-Amyl methyl ether	5.547	73	9001	0.396	ug/L	#	79
44) 1,2-Dichloroethane	5.665	62	8065	0.456	ug/L		91
47) Methyl cyclohexane	6.007	83	6666	0.328	ug/L	#	26
48) Trichloroethene	6.046	95	6436	0.497	ug/L	#	80
50) Dibromomethane	6.496	93	2446	0.411	ug/L	#	80
51) 1,2-Dichloropropane	6.584	63	5622	0.398	ug/L	#	83
53) 2-Chloroethyl vinyl ether	7.318	63	1773	0.336	ug/L	#	65
54) Bromodichloromethane	6.653	83	5418	0.358	ug/L	#	96
57) 1,4-Dioxane	6.878	88	4667	100.052	ug/L	#	46
58) cis-1,3-Dichloropropene	7.357	75	5362	0.650	ug/L	#	83
61) Toluene	7.592	92	11776	0.395	ug/L		93
62) 4-Methyl-2-pentanone	8.041	58	1176	0.354	ug/L	#	50
63) Tetrachloroethene	8.032	166	4827	0.365	ug/L	#	81
65) trans-1,3-Dichloropropene	8.100	75	3627	0.609	ug/L	#	66
67) Ethyl methacrylate	8.286	69	3423	0.337	ug/L		91
68) 1,1,2-Trichloroethane	8.276	83	2598	0.367	ug/L		94
69) Chlorodibromomethane	8.482	129	3675	0.343	ug/L		81
70) 1,3-Dichloropropane	8.599	76	5538	0.330	ug/L		96
71) 1,2-Dibromoethane	8.765	107	2520	0.508	ug/L	#	78
72) 2-Hexanone	9.079	43	1881	0.317	ug/L	#	71
73) Chlorobenzene	9.392	112	13802	0.416	ug/L	#	82
74) Ethylbenzene	9.431	91	24417	0.413	ug/L		99
75) 1,1,1,2-Tetrachloroethane	9.480	131	3885	0.339	ug/L	#	67
76) p/m Xylene	9.618	106	18032	0.818	ug/L		94
77) o Xylene	10.166	106	17307	0.822	ug/L		97

Quantitation Report (QT Reviewed)

Data Path : I:\VOLATILES\VOA105\2022\220208N-ICAL\
Data File : V05220208N06.d
Acq On : 8 Feb 2022 6:18 pm
Operator : VOA105:PD
Sample : I8260STD0.5
Misc : WG1603077,ICAL
ALS Vial : 6 Sample Multiplier: 1

Quant Time: Feb 09 17:24:08 2022
Quant Method : I:\VOLATILES\VOA105\2022\220208N-ICAL\V105_220208N_8260.m
Quant Title : VOLATILES BY GC/MS
QLast Update : Wed Feb 09 11:34:23 2022
Response via : Initial Calibration

CCAL FILE(s) : 1 - I:\VOLATILES\VOA105\2022\220208N-ICAL\V05220208N09.d
Sub List : 8260-Curve - Megamix plus Diox

Compound	R.T.	QIon	Response	Conc	Units		Dev(Min)
78) Styrene	10.235	104	27972	0.813	ug/L		96
80) Bromoform	10.264	173	1545	0.620	ug/L		93
82) Isopropylbenzene	10.548	105	24877	0.411	ug/L		96
84) Bromobenzene	10.999	156	5630	0.418	ug/L		99
85) n-Propylbenzene	11.038	91	28101	0.405	ug/L		99
86) 1,4-Dichlorobutane	11.067	55	8867	0.420	ug/L	#	87
87) 1,1,2,2-Tetrachloroethane	11.146	83	4038	0.429	ug/L		95
88) 4-Ethyltoluene	11.165	105	22322	0.387	ug/L		98
89) 2-Chlorotoluene	11.214	91	17797M6	0.422	ug/L		
90) 1,3,5-Trimethylbenzene	11.263	105	21119	0.418	ug/L		95
91) 1,2,3-Trichloropropane	11.283	75	3923	0.475	ug/L		97
92) trans-1,4-Dichloro-2-b...	0.000		0	N.D.	d		
93) 4-Chlorotoluene	11.400	91	19307	0.439	ug/L		95
94) tert-Butylbenzene	11.606	119	17352	0.400	ug/L		91
97) 1,2,4-Trimethylbenzene	11.694	105	19526	0.397	ug/L		99
98) sec-Butylbenzene	11.802	105	24219	0.391	ug/L		99
99) p-Isopropyltoluene	11.959	119	20374	0.382	ug/L		99
100) 1,3-Dichlorobenzene	12.037	146	10818	0.411	ug/L		98
101) 1,4-Dichlorobenzene	12.125	146	11497M3	0.431	ug/L		
102) p-Diethylbenzene	12.331	119	10498	0.347	ug/L		95
103) n-Butylbenzene	12.400	91	16011	0.365	ug/L		96
104) 1,2-Dichlorobenzene	12.556	146	10272	0.433	ug/L		95
105) 1,2,4,5-Tetramethylben...	13.134	119	17061	0.387	ug/L		99
106) 1,2-Dibromo-3-chloropr...	13.340	155	351	0.627	ug/L		95
107) 1,3,5-Trichlorobenzene	13.360	180	7142	0.426	ug/L		94
108) Hexachlorobutadiene	13.928	225	2793	0.412	ug/L	#	71
109) 1,2,4-Trichlorobenzene	13.967	180	5722	0.417	ug/L		93
110) Naphthalene	14.261	128	11208	0.428	ug/L		100
111) 1,2,3-Trichlorobenzene	14.427	180	5129	0.451	ug/L		98

(#) = qualifier out of range (m) = manual integration (+) = signals summed

Quantitation Report (QT Reviewed)

Data Path : I:\VOLATILES\VOA105\2022\220208N-ICAL\
Data File : V05220208N06.d
Acq On : 8 Feb 2022 6:18 pm
Operator : VOA105:PD
Sample : I8260STD0.5
Misc : WG1603077,ICAL
ALS Vial : 6 Sample Multiplier: 1

Quant Time: Feb 09 17:24:08 2022
Quant Method : I:\VOLATILES\VOA105\2022\220208N-ICAL\V105_220208N_8260.m
Quant Title : VOLATILES BY GC/MS
QLast Update : Wed Feb 09 11:34:23 2022
Response via : Initial Calibration

Sub List : 8260-Curve - Megamix plus Diox20208N-ICAL\V05220208N09.d•

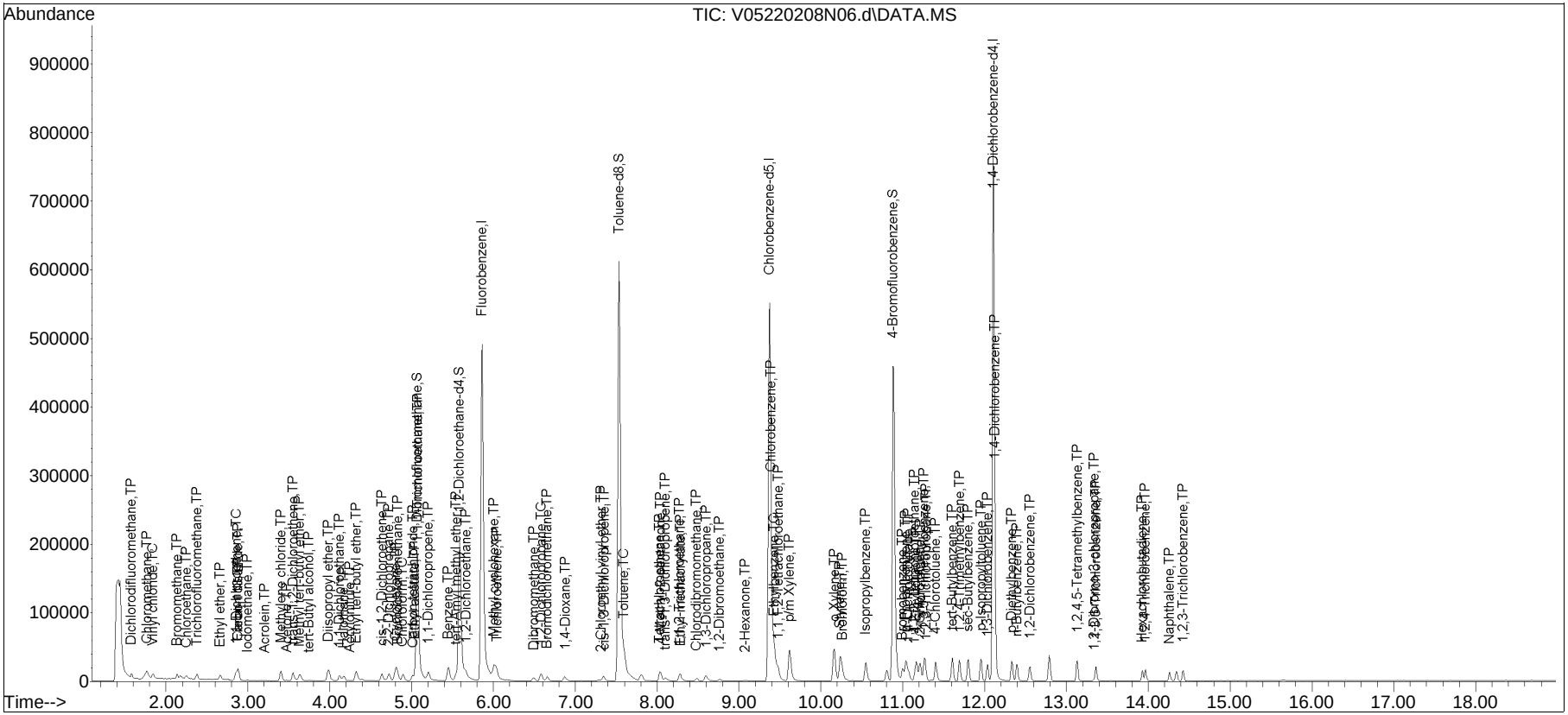

Manual Integration Report

Data Path : I:\VOLATILES\VOA105\2022\2QMethod : V105_220208N_8260.m
Data File : V05220208N06.d Operator : VOA105:PD
Date Inj'd : 2/8/2022 6:18 pm Instrument : VOA 105
Sample : I8260STD0.5 Quant Date : 2/9/2022 5:24 pm

Compound #25: Acrylonitrile

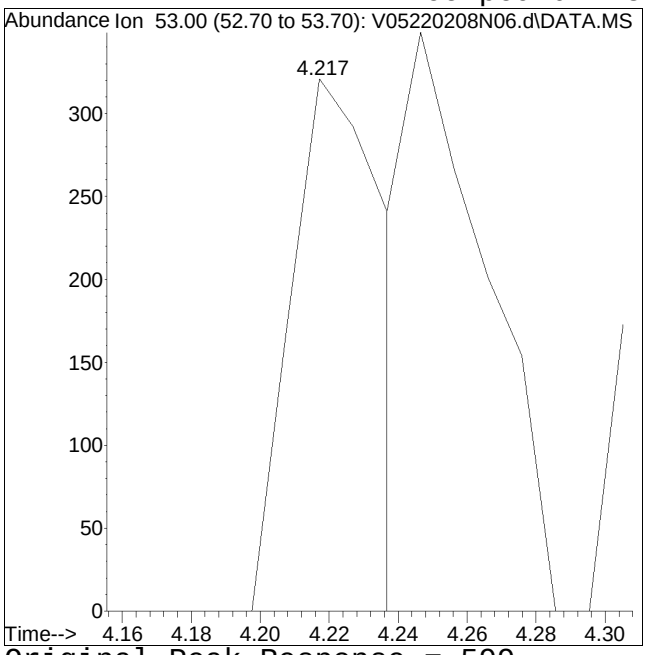

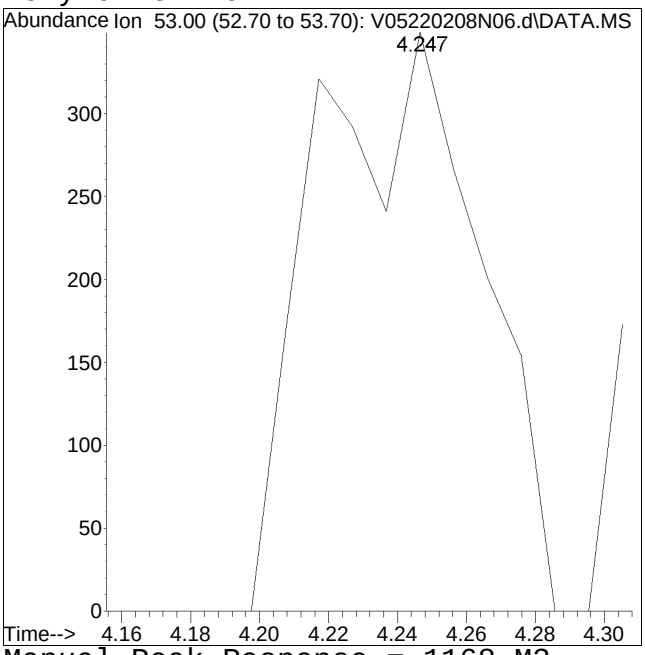

Original Peak Response = 599 Manual Peak Response = 1168 M3

M3 = Misidentification of the peak (i.e. 1,4-dichlorobenzene identified as 1,3-dichlorobenzene), or misidentification from 2 partially resolved peaks not being split.

Manual Integration Report

Data Path : I:\VOLATILES\VOA105\2022\2QMethod : V105_220208N_8260.m
Data File : V05220208N06.d Operator : VOA105:PD
Date Inj'd : 2/8/2022 6:18 pm Instrument : VOA 105
Sample : I8260STD0.5 Quant Date : 2/9/2022 5:24 pm

Compound #89: 2-Chlorotoluene

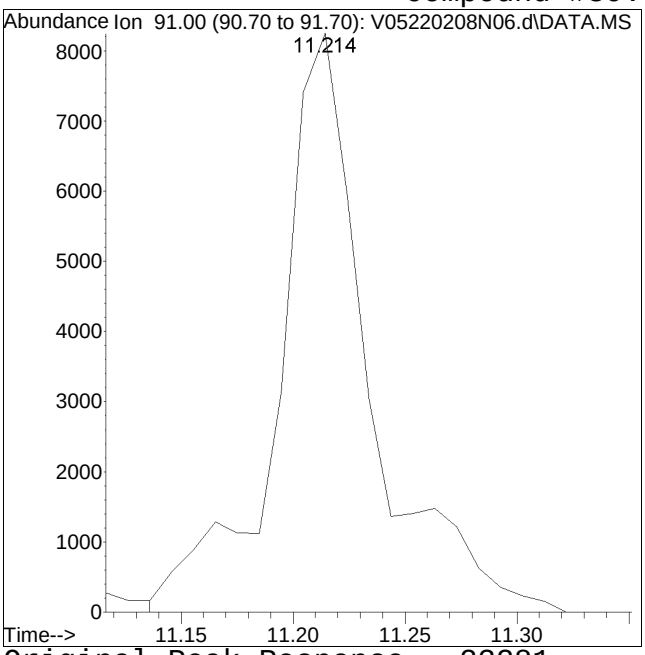

Original Peak Response = 23281

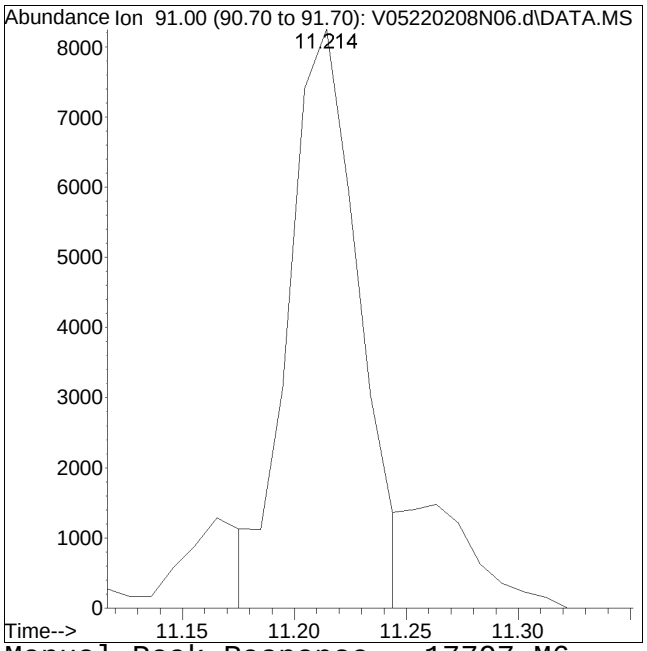

Manual Peak Response = 17797 M6

M6 = Misassignment of peak valley by automated integration (poor split of 2 peaks).

Manual Integration Report

Data Path : I:\VOLATILES\VOA105\2022\2QMethod : V105_220208N_8260.m
Data File : V05220208N06.d Operator : VOA105:PD
Date Inj'd : 2/8/2022 6:18 pm Instrument : VOA 105
Sample : I8260STD0.5 Quant Date : 2/9/2022 5:24 pm

Compound #101: 1,4-Dichlorobenzene

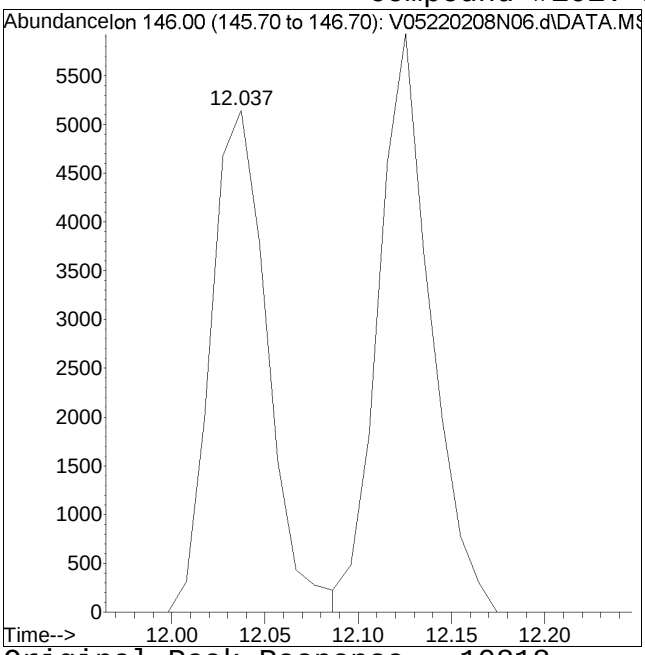

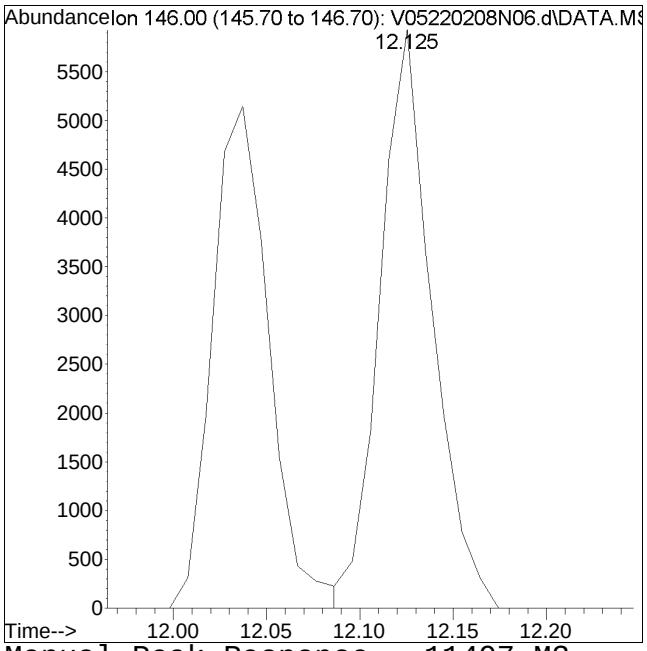

Original Peak Response = 10818 Manual Peak Response = 11497 M3

M3 = Misidentification of the peak (i.e. 1,4-dichlorobenzene identified as 1,3-dichlorobenzene), or misidentification from 2 partially resolved peaks not being split.

Quantitation Report (QT Reviewed)

Data Path : I:\VOLATILES\VOA105\2022\220208N-ICAL\
Data File : V05220208N08.d
Acq On : 8 Feb 2022 7:04 pm
Operator : VOA105:PD
Sample : I8260STD2
Misc : WG1603077,ICAL
ALS Vial : 8 Sample Multiplier: 1

Quant Time: Feb 09 17:25:07 2022
Quant Method : I:\VOLATILES\VOA105\2022\220208N-ICAL\V105_220208N_8260.m
Quant Title : VOLATILES BY GC/MS
QLast Update : Wed Feb 09 11:34:23 2022
Response via : Initial Calibration

CCAL FILE(s) : 1 - I:\VOLATILES\VOA105\2022\220208N-ICAL\V05220208N09.d
Sub List : 8260-Curve - Megamix plus Diox

Compound	R.T.	QIon	Response	Conc	Units	Dev(Min)
Internal Standards						
1) Fluorobenzene	5.860	96	513107	10.000	ug/L	0.00
Standard Area 1 = 530622			Recovery =	96.70%		
59) Chlorobenzene-d5	9.373	117	388022	10.000	ug/L	0.00
Standard Area 1 = 398296			Recovery =	97.42%		
79) 1,4-Dichlorobenzene-d4	12.106	152	221946	10.000	ug/L	0.00
Standard Area 1 = 226852			Recovery =	97.84%		
System Monitoring Compounds						
36) Dibromofluoromethane	5.068	113	140317	10.498	ug/L	0.00
Spiked Amount 10.000	Range 70 - 130		Recovery =	104.98%		
43) 1,2-Dichloroethane-d4	5.586	65	184314	10.480	ug/L	0.00
Spiked Amount 10.000	Range 70 - 130		Recovery =	104.80%		
60) Toluene-d8	7.533	98	508267	10.031	ug/L	0.00
Spiked Amount 10.000	Range 70 - 130		Recovery =	100.31%		
83) 4-Bromofluorobenzene	10.881	95	199686	9.936	ug/L	0.00
Spiked Amount 10.000	Range 70 - 130		Recovery =	99.36%		
Target Compounds						Qvalue
2) Dichlorodifluoromethane	1.586	85	19525	1.765	ug/L #	96
3) Chloromethane	1.762	50	40785	2.117	ug/L	96
4) Vinyl chloride	1.840	62	26376	1.889	ug/L	95
5) Bromomethane	2.134	94	14168	2.058	ug/L	93
6) Chloroethane	2.251	64	17797	2.132	ug/L	92
7) Trichlorofluoromethane	2.378	101	29718	1.813	ug/L	100
8) Ethyl ether	2.662	74	9001	2.088	ug/L #	23
10) 1,1-Dichloroethene	2.848	96	17932	1.877	ug/L #	61
11) Carbon disulfide	2.877	76	53262	1.926	ug/L	98
12) Freon-113	2.887	101	17989	1.776	ug/L #	72
13) Iodomethane	2.994	142	14456	2.094	ug/L	86
14) Acrolein	3.190	56	2753	1.780	ug/L	98
15) Methylene chloride	3.405	84	24739	2.129	ug/L #	37
17) Acetone	3.464	43	5327	2.188	ug/L	98
18) trans-1,2-Dichloroethene	3.542	96	22200	2.004	ug/L #	69
19) Methyl acetate	3.572	43	11681	1.731	ug/L #	78
20) Methyl tert-butyl ether	3.640	73	44808	2.010	ug/L #	73
21) tert-Butyl alcohol	3.738	59	5044	11.059	ug/L #	51
22) Diisopropyl ether	3.982	45	99661	1.945	ug/L #	84
23) 1,1-Dichloroethane	4.119	63	52981	2.071	ug/L	93
24) Halothane	4.168	117	16666	1.989	ug/L	95

Quantitation Report (QT Reviewed)

Data Path : I:\VOLATILES\VOA105\2022\220208N-ICAL\
Data File : V05220208N08.d
Acq On : 8 Feb 2022 7:04 pm
Operator : VOA105:PD
Sample : I8260STD2
Misc : WG1603077,ICAL
ALS Vial : 8 Sample Multiplier: 1

Quant Time: Feb 09 17:25:07 2022
Quant Method : I:\VOLATILES\VOA105\2022\220208N-ICAL\V105_220208N_8260.m
Quant Title : VOLATILES BY GC/MS
QLast Update : Wed Feb 09 11:34:23 2022
Response via : Initial Calibration

CCAL FILE(s) : 1 - I:\VOLATILES\VOA105\2022\220208N-ICAL\V05220208N09.d
Sub List : 8260-Curve - Megamix plus Diox

Compound	R.T.	QIon	Response	Conc	Units		Dev(Min)
25) Acrylonitrile	4.207	53	6228	1.821	ug/L	#	88
26) Ethyl tert-butyl ether	4.325	59	72080	1.921	ug/L	#	65
27) Vinyl acetate	4.364	43	37315M1	1.434	ug/L		
28) cis-1,2-Dichloroethene	4.638	96	27205	2.150	ug/L	#	80
29) 2,2-Dichloropropane	4.716	77	28017	1.693	ug/L	#	65
30) Bromochloromethane	4.823	128	11333	2.071	ug/L	#	39
31) Cyclohexane	4.804	56	50130	1.719	ug/L	#	53
32) Chloroform	4.892	83	46585	2.170	ug/L	#	91
33) Ethyl acetate	5.019	43	19018	2.023	ug/L	#	85
34) Carbon tetrachloride	5.009	117	27702	1.707	ug/L		99
35) Tetrahydrofuran	5.039	42	6510M6	2.209	ug/L		
37) 1,1,1-Trichloroethane	5.078	97	32502	1.759	ug/L	#	84
39) 2-Butanone	5.205	43	6745	1.674	ug/L	#	54
40) 1,1-Dichloropropene	5.205	75	27263	1.731	ug/L		99
41) Benzene	5.449	78	91258	1.996	ug/L	#	84
42) tert-Amyl methyl ether	5.547	73	42282	1.836	ug/L	#	80
44) 1,2-Dichloroethane	5.655	62	38263	2.132	ug/L		100
47) Methyl cyclohexane	6.007	83	29588	1.434	ug/L	#	35
48) Trichloroethene	6.036	95	23066	1.755	ug/L		93
50) Dibromomethane	6.486	93	12384	2.050	ug/L		96
51) 1,2-Dichloropropane	6.574	63	28596	1.995	ug/L	#	83
53) 2-Chloroethyl vinyl ether	7.288	63	9806	1.833	ug/L	#	74
54) Bromodichloromethane	6.662	83	30395	1.977	ug/L		100
57) 1,4-Dioxane	6.858	88	21595	456.354	ug/L	#	57
58) cis-1,3-Dichloropropene	7.337	75	27978	1.820	ug/L	#	82
61) Toluene	7.591	92	59223	2.029	ug/L		99
62) 4-Methyl-2-pentanone	8.041	58	5730	1.763	ug/L	#	72
63) Tetrachloroethene	8.032	166	22779	1.756	ug/L		96
65) trans-1,3-Dichloropropene	8.090	75	20558	1.786	ug/L		84
67) Ethyl methacrylate	8.276	69	18709	1.878	ug/L		97
68) 1,1,2-Trichloroethane	8.276	83	13879	2.002	ug/L		97
69) Chlorodibromomethane	8.481	129	17708	1.687	ug/L		95
70) 1,3-Dichloropropane	8.589	76	33690	2.047	ug/L		96
71) 1,2-Dibromoethane	8.755	107	17904	2.093	ug/L		98
72) 2-Hexanone	9.049	43	10094	1.736	ug/L		90
73) Chlorobenzene	9.392	112	66090	2.036	ug/L		100
74) Ethylbenzene	9.431	91	114205	1.972	ug/L		98
75) 1,1,1,2-Tetrachloroethane	9.480	131	20497	1.828	ug/L	#	89
76) p/m Xylene	9.617	106	85751	3.973	ug/L		93
77) o Xylene	10.156	106	82076	3.983	ug/L		95

Quantitation Report (QT Reviewed)

Data Path : I:\VOLATILES\VOA105\2022\220208N-ICAL\
Data File : V05220208N08.d
Acq On : 8 Feb 2022 7:04 pm
Operator : VOA105:PD
Sample : I8260STD2
Misc : WG1603077,ICAL
ALS Vial : 8 Sample Multiplier: 1

Quant Time: Feb 09 17:25:07 2022
Quant Method : I:\VOLATILES\VOA105\2022\220208N-ICAL\V105_220208N_8260.m
Quant Title : VOLATILES BY GC/MS
QLast Update : Wed Feb 09 11:34:23 2022
Response via : Initial Calibration

CCAL FILE(s) : 1 - I:\VOLATILES\VOA105\2022\220208N-ICAL\V05220208N09.d
Sub List : 8260-Curve - Megamix plus Diox

	Compound	R.T.	QIon	Response	Conc	Units		Dev(Min)
78)	Styrene	10.235	104	136637	4.057	ug/L		96
80)	Bromoform	10.264	173	9399	1.827	ug/L		99
82)	Isopropylbenzene	10.548	105	112579	1.819	ug/L		100
84)	Bromobenzene	10.999	156	26743	1.941	ug/L		97
85)	n-Propylbenzene	11.038	91	127758	1.802	ug/L		98
86)	1,4-Dichlorobutane	11.067	55	42607	1.976	ug/L		90
87)	1,1,2,2-Tetrachloroethane	11.146	83	19279	2.005	ug/L		95
88)	4-Ethyltoluene	11.165	105	109332	1.853	ug/L		99
89)	2-Chlorotoluene	11.204	91	85270M6	1.977	ug/L		
90)	1,3,5-Trimethylbenzene	11.263	105	96738	1.875	ug/L		95
91)	1,2,3-Trichloropropane	11.283	75	17018M4	2.014	ug/L		
92)	trans-1,4-Dichloro-2-b...	11.342	53	5956	1.610	ug/L	#	68
93)	4-Chlorotoluene	11.400	91	87939	1.957	ug/L		97
94)	tert-Butylbenzene	11.606	119	79317	1.787	ug/L		92
97)	1,2,4-Trimethylbenzene	11.684	105	96852	1.925	ug/L		99
98)	sec-Butylbenzene	11.802	105	111822	1.768	ug/L		100
99)	p-Isopropyltoluene	11.949	119	96066	1.761	ug/L		97
100)	1,3-Dichlorobenzene	12.027	146	52723	1.960	ug/L		98
101)	1,4-Dichlorobenzene	12.125	146	54807	2.012	ug/L		96
102)	p-Diethylbenzene	12.331	119	53501	1.732	ug/L		99
103)	n-Butylbenzene	12.390	91	76271	1.699	ug/L		97
104)	1,2-Dichlorobenzene	12.546	146	48416	1.996	ug/L		98
105)	1,2,4,5-Tetramethylben...	13.124	119	80531	1.785	ug/L		96
106)	1,2-Dibromo-3-chloropr...	13.340	155	2457	1.968	ug/L		91
107)	1,3,5-Trichlorobenzene	13.360	180	32351	1.888	ug/L		98
108)	Hexachlorobutadiene	13.928	225	11597	1.673	ug/L		98
109)	1,2,4-Trichlorobenzene	13.957	180	26108	1.861	ug/L		99
110)	Naphthalene	14.251	128	50176	1.875	ug/L		100
111)	1,2,3-Trichlorobenzene	14.418	180	23128	1.987	ug/L		97

(#) = qualifier out of range (m) = manual integration (+) = signals summed

Quantitation Report (QT Reviewed)

Data Path : I:\VOLATILES\VOA105\2022\220208N-ICAL\
Data File : V05220208N08.d
Acq On : 8 Feb 2022 7:04 pm
Operator : VOA105:PD
Sample : I8260STD2
Misc : WG1603077,ICAL
ALS Vial : 8 Sample Multiplier: 1

Quant Time: Feb 09 17:25:07 2022
Quant Method : I:\VOLATILES\VOA105\2022\220208N-ICAL\V105_220208N_8260.m
Quant Title : VOLATILES BY GC/MS
QLast Update : Wed Feb 09 11:34:23 2022
Response via : Initial Calibration

Sub List : 8260-Curve - Megamix plus Diox20208N-ICAL\V05220208N09.d•

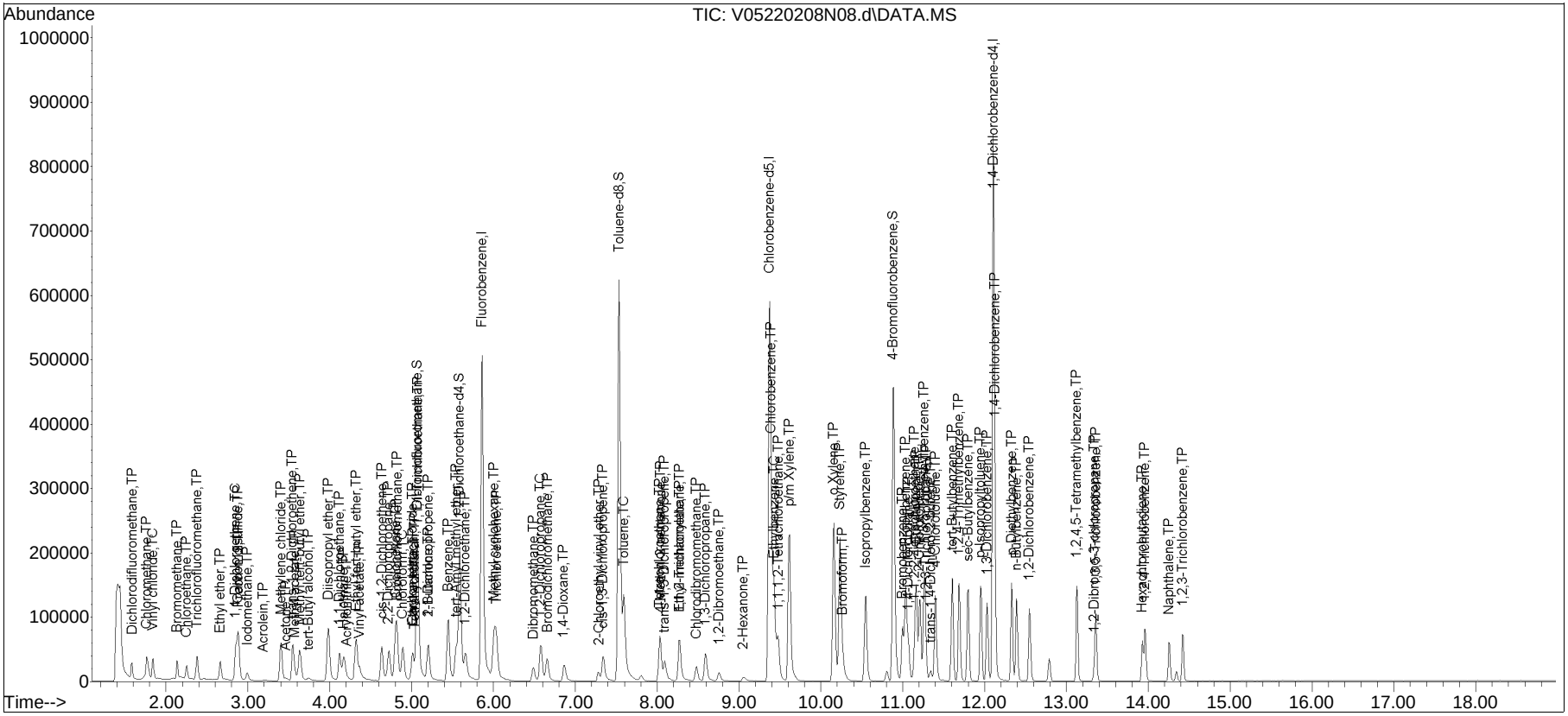

Manual Integration Report

Data Path : I:\VOLATILES\VOA105\2022\2QMethod : V105_220208N_8260.m
Data File : V05220208N08.d Operator : VOA105:PD
Date Inj'd : 2/8/2022 7:04 pm Instrument : VOA 105
Sample : I8260STD2 Quant Date : 2/9/2022 5:25 pm

Compound #27: Vinyl acetate

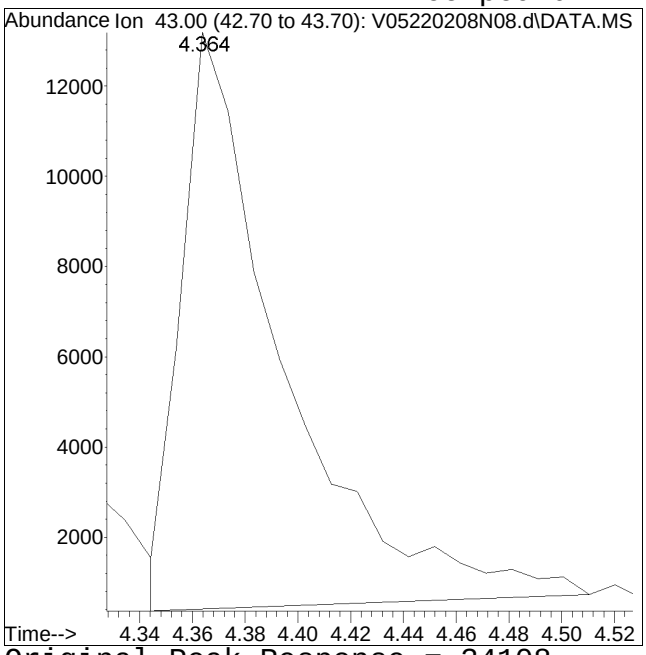

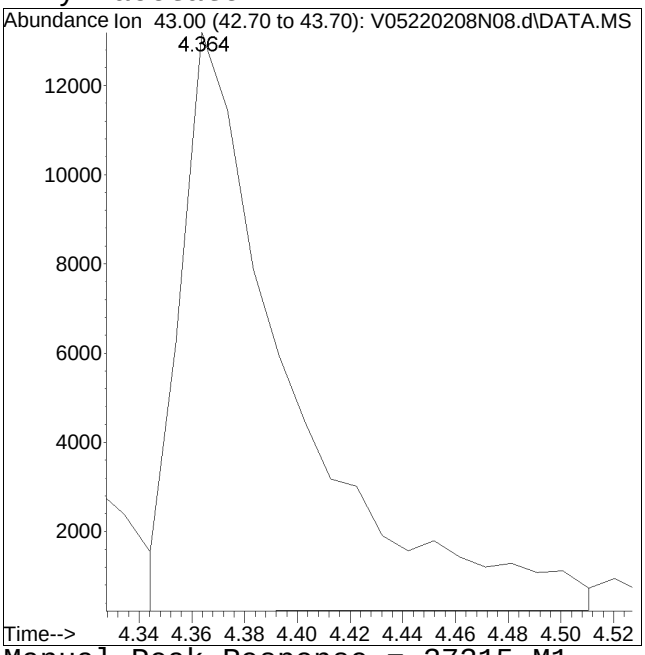

Original Peak Response = 34108 Manual Peak Response = 37315 M1
M1 = Split or tailing peak, auto integration stopped early resulting in false low area count.

Manual Integration Report

Data Path : I:\VOLATILES\VOA105\2022\2QMethod : V105_220208N_8260.m
Data File : V05220208N08.d Operator : VOA105:PD
Date Inj'd : 2/8/2022 7:04 pm Instrument : VOA 105
Sample : I8260STD2 Quant Date : 2/9/2022 5:25 pm

Compound #35: Tetrahydrofuran

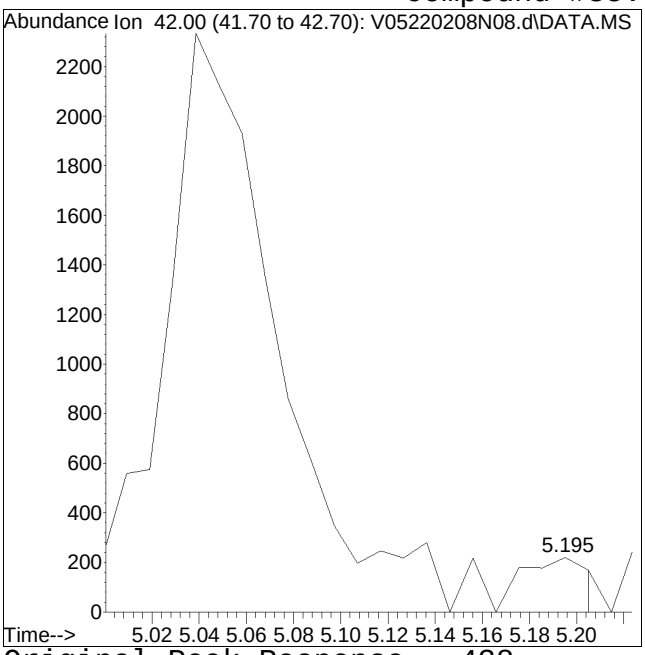

Original Peak Response = 438

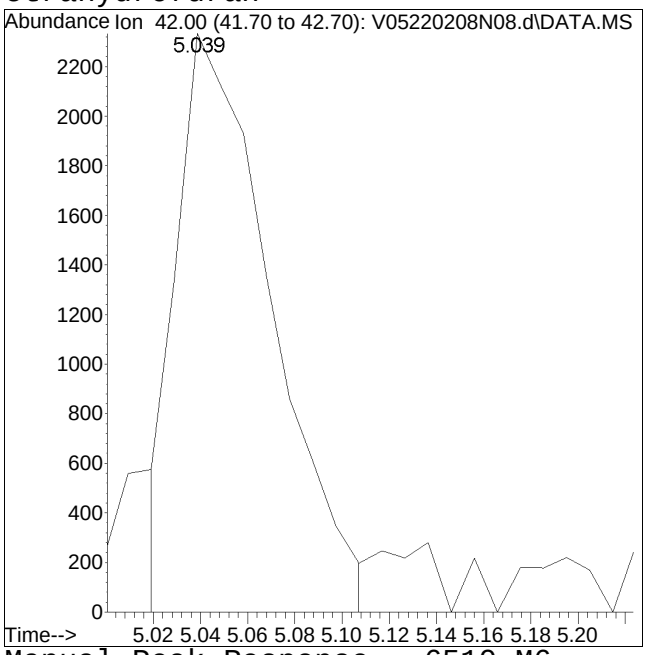

Manual Peak Response = 6510 M6

M6 = Misassignment of peak valley by automated integration (poor split of 2 peaks).

Manual Integration Report

Data Path : I:\VOLATILES\VOA105\2022\2Q
Data File : V05220208N08.d
Date Inj'd : 2/8/2022 7:04 pm
Sample : I8260STD2

Method : V105_220208N_8260.m
Operator : VOA105:PD
Instrument : VOA 105
Quant Date : 2/9/2022 5:25 pm

Compound #89: 2-Chlorotoluene

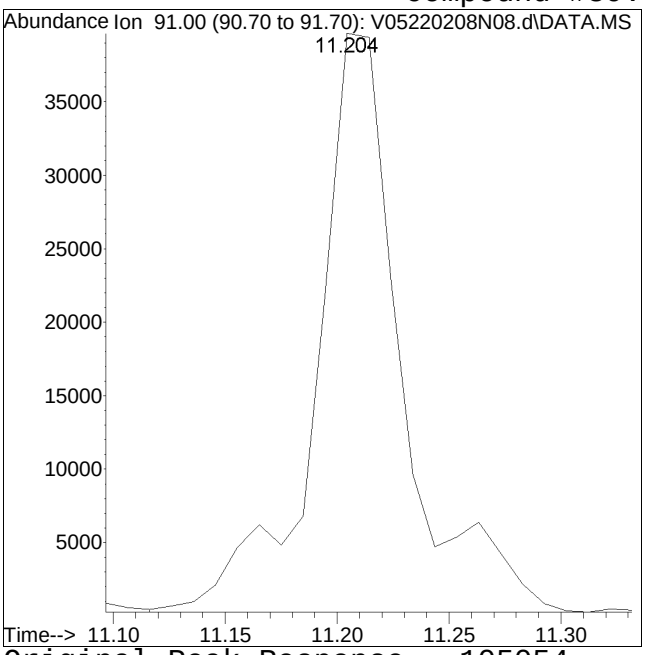

Original Peak Response = 105054

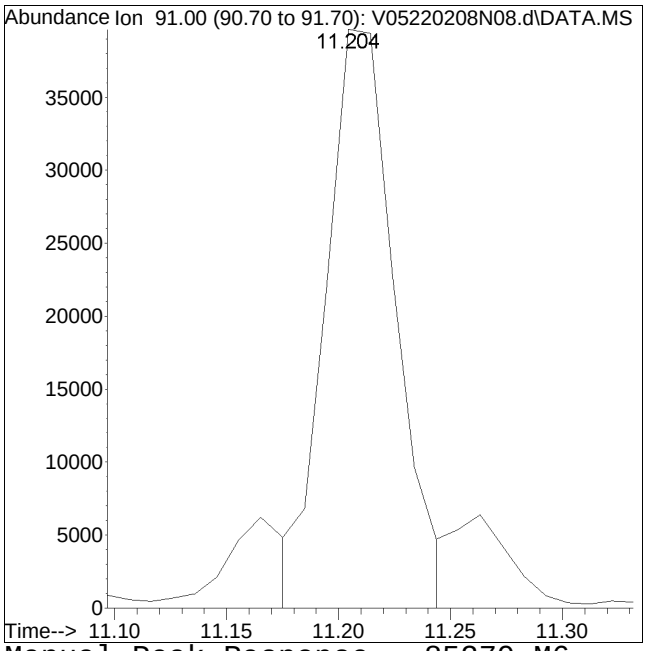

Manual Peak Response = 85270 M6

M6 = Misassignment of peak valley by automated integration (poor split of 2 peaks).

Manual Integration Report

Data Path : I:\VOLATILES\VOA105\2022\2QMethod : V105_220208N_8260.m
Data File : V05220208N08.d Operator : VOA105:PD
Date Inj'd : 2/8/2022 7:04 pm Instrument : VOA 105
Sample : I8260STD2 Quant Date : 2/9/2022 5:25 pm

Compound #91: 1,2,3-Trichloropropane

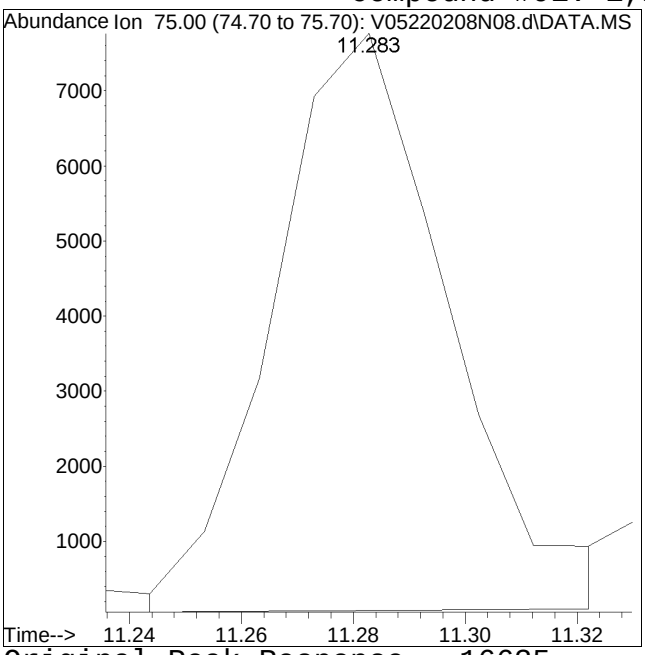

Original Peak Response = 16635

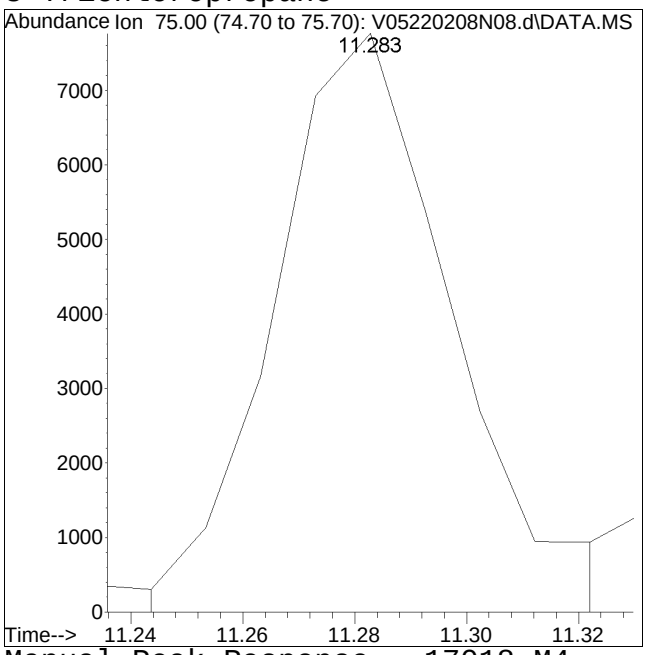

Manual Peak Response = 17018 M4

M4 = Poor automated baseline construction.

Quantitation Report (QT Reviewed)

Data Path : I:\VOLATILES\VOA105\2022\220208N-ICAL\
Data File : V05220208N09.d
Acq On : 8 Feb 2022 7:27 pm
Operator : VOA105:PD
Sample : I8260STD10
Misc : WG1603077,ICAL
ALS Vial : 9 Sample Multiplier: 1

Quant Time: Feb 09 11:35:58 2022
Quant Method : I:\VOLATILES\VOA105\2022\220208N-ICAL\V105_220208N_8260.m
Quant Title : VOLATILES BY GC/MS
QLast Update : Wed Feb 09 11:34:23 2022
Response via : Initial Calibration

CCAL FILE(s) : 1 - I:\VOLATILES\VOA105\2022\220208N-ICAL\V05220208N09.d
Sub List : 8260-Curve - Megamix plus Diox

Compound	R.T.	QIon	Response	Conc	Units	Dev(Min)
Internal Standards						
1) Fluorobenzene	5.860	96	530622	10.000	ug/L	0.00
Standard Area 1 = 530622			Recovery = 100.00%			
59) Chlorobenzene-d5	9.373	117	398296	10.000	ug/L	0.00
Standard Area 1 = 398296			Recovery = 100.00%			
79) 1,4-Dichlorobenzene-d4	12.106	152	226852	10.000	ug/L	0.00
Standard Area 1 = 226852			Recovery = 100.00%			
System Monitoring Compounds						
36) Dibromofluoromethane	5.068	113	138509	10.021	ug/L	0.00
Spiked Amount 10.000	Range 70 - 130		Recovery = 100.21%			
43) 1,2-Dichloroethane-d4	5.586	65	191209	10.513	ug/L	0.00
Spiked Amount 10.000	Range 70 - 130		Recovery = 105.13%			
60) Toluene-d8	7.533	98	522987	10.055	ug/L	0.00
Spiked Amount 10.000	Range 70 - 130		Recovery = 100.55%			
83) 4-Bromofluorobenzene	10.881	95	200807	9.776	ug/L	0.00
Spiked Amount 10.000	Range 70 - 130		Recovery = 97.76%			
Target Compounds						Qvalue
2) Dichlorodifluoromethane	1.586	85	106500	9.307	ug/L #	97
3) Chloromethane	1.762	50	195001	9.787	ug/L	98
4) Vinyl chloride	1.840	62	140199	9.708	ug/L	95
5) Bromomethane	2.134	94	58118	8.163	ug/L	97
6) Chloroethane	2.251	64	82624	9.571	ug/L	90
7) Trichlorofluoromethane	2.378	101	154939	9.140	ug/L	95
8) Ethyl ether	2.662	74	42571	9.551	ug/L #	29
10) 1,1-Dichloroethene	2.848	96	96167	9.736	ug/L #	71
11) Carbon disulfide	2.877	76	263043	9.196	ug/L	99
12) Freon-113	2.887	101	98364	9.392	ug/L	86
13) Iodomethane	2.994	142	114489	9.071	ug/L	92
14) Acrolein	3.180	56	13877	8.677	ug/L	95
15) Methylene chloride	3.405	84	115374	9.599	ug/L #	39
17) Acetone	3.454	43	21942	8.714	ug/L	92
18) trans-1,2-Dichloroethene	3.542	96	108422	9.463	ug/L #	72
19) Methyl acetate	3.562	43	64206	9.201	ug/L #	78
20) Methyl tert-butyl ether	3.630	73	215429	9.347	ug/L #	73
21) tert-Butyl alcohol	3.738	59	23531	49.890	ug/L	96
22) Diisopropyl ether	3.982	45	498516	9.410	ug/L #	84
23) 1,1-Dichloroethane	4.119	63	259067	9.793	ug/L	93
24) Halothane	4.168	117	82923	9.569	ug/L	97

Data Path : I:\VOLATILES\VOA105\2022\220208N-ICAL\
Data File : V05220208N09.d
Acq On : 8 Feb 2022 7:27 pm
Operator : VOA105:PD
Sample : I8260STD10
Misc : WG1603077,ICAL
ALS Vial : 9 Sample Multiplier: 1

Quant Time: Feb 09 11:35:58 2022
Quant Method : I:\VOLATILES\VOA105\2022\220208N-ICAL\V105_220208N_8260.m
Quant Title : VOLATILES BY GC/MS
QLast Update : Wed Feb 09 11:34:23 2022
Response via : Initial Calibration

CCAL FILE(s) : 1 - I:\VOLATILES\VOA105\2022\220208N-ICAL\V05220208N09.d
Sub List : 8260-Curve - Megamix plus Diox

Compound	R.T.	QIon	Response	Conc	Units		Dev(Min)
25) Acrylonitrile	4.188	53	33713	9.533	ug/L	#	86
26) Ethyl tert-butyl ether	4.325	59	355557	9.161	ug/L		82
27) Vinyl acetate	4.354	43	233493	8.676	ug/L	#	89
28) cis-1,2-Dichloroethene	4.628	96	124518	9.515	ug/L	#	76
29) 2,2-Dichloropropane	4.726	77	160714	9.391	ug/L	#	73
30) Bromochloromethane	4.823	128	56121	9.916	ug/L	#	51
31) Cyclohexane	4.804	56	284193	9.422	ug/L	#	54
32) Chloroform	4.892	83	211777	9.540	ug/L	#	92
33) Ethyl acetate	5.000	43	88844	9.140	ug/L	#	90
34) Carbon tetrachloride	5.009	117	153303	9.135	ug/L		99
35) Tetrahydrofuran	5.039	42	28274M6	9.278	ug/L		
37) 1,1,1-Trichloroethane	5.078	97	184108	9.635	ug/L		92
39) 2-Butanone	5.195	43	37226	8.934	ug/L	#	56
40) 1,1-Dichloropropene	5.195	75	151953	9.331	ug/L		99
41) Benzene	5.440	78	451223	9.546	ug/L	#	83
42) tert-Amyl methyl ether	5.547	73	217945	9.151	ug/L	#	82
44) 1,2-Dichloroethane	5.655	62	176863	9.529	ug/L		96
47) Methyl cyclohexane	6.007	83	190616	8.936	ug/L	#	40
48) Trichloroethene	6.036	95	115523	8.497	ug/L		94
50) Dibromomethane	6.486	93	59350	9.499	ug/L		95
51) 1,2-Dichloropropane	6.574	63	143011	9.646	ug/L	#	85
53) 2-Chloroethyl vinyl ether	7.269	63	57014	10.305	ug/L	#	83
54) Bromodichloromethane	6.652	83	148820	9.361	ug/L		98
57) 1,4-Dioxane	6.868	88	24168	493.870	ug/L	#	49
58) cis-1,3-Dichloropropene	7.337	75	155151	8.154	ug/L	#	81
61) Toluene	7.591	92	285646	9.535	ug/L		99
62) 4-Methyl-2-pentanone	8.032	58	30788	9.229	ug/L	#	76
63) Tetrachloroethene	8.032	166	124524	9.354	ug/L		94
65) trans-1,3-Dichloropropene	8.090	75	121372	8.466	ug/L	#	76
67) Ethyl methacrylate	8.266	69	96187	9.408	ug/L		95
68) 1,1,2-Trichloroethane	8.266	83	69539	9.771	ug/L		98
69) Chlorodibromomethane	8.481	129	99475	9.233	ug/L		98
70) 1,3-Dichloropropane	8.589	76	164539	9.740	ug/L		100
71) 1,2-Dibromoethane	8.755	107	87097	8.965	ug/L		97
72) 2-Hexanone	9.040	43	56159	9.407	ug/L		96
73) Chlorobenzene	9.392	112	315282	9.464	ug/L		95
74) Ethylbenzene	9.422	91	575056	9.674	ug/L		97
75) 1,1,1,2-Tetrachloroethane	9.480	131	106147	9.223	ug/L		97
76) p/m Xylene	9.608	106	434738	19.625	ug/L		92
77) o Xylene	10.156	106	413448	19.544	ug/L		92

Data Path : I:\VOLATILES\VOA105\2022\220208N-ICAL\
Data File : V05220208N09.d
Acq On : 8 Feb 2022 7:27 pm
Operator : VOA105:PD
Sample : I8260STD10
Misc : WG1603077,ICAL
ALS Vial : 9 Sample Multiplier: 1

Quant Time: Feb 09 11:35:58 2022
Quant Method : I:\VOLATILES\VOA105\2022\220208N-ICAL\V105_220208N_8260.m
Quant Title : VOLATILES BY GC/MS
QLast Update : Wed Feb 09 11:34:23 2022
Response via : Initial Calibration

CCAL FILE(s) : 1 - I:\VOLATILES\VOA105\2022\220208N-ICAL\V05220208N09.d
Sub List : 8260-Curve - Megamix plus Diox

Compound	R.T.	QIon	Response	Conc	Units		Dev(Min)
78) Styrene	10.235	104	686748	19.863	ug/L		93
80) Bromoform	10.264	173	52765	8.310	ug/L		98
82) Isopropylbenzene	10.548	105	586568	9.275	ug/L		98
84) Bromobenzene	10.999	156	129861	9.222	ug/L		100
85) n-Propylbenzene	11.038	91	676149	9.330	ug/L		98
86) 1,4-Dichlorobutane	11.067	55	202767	9.199	ug/L	#	89
87) 1,1,2,2-Tetrachloroethane	11.146	83	89693	9.125	ug/L		100
88) 4-Ethyltoluene	11.165	105	561644	9.314	ug/L		100
89) 2-Chlorotoluene	11.204	91	405570M6	9.198	ug/L		
90) 1,3,5-Trimethylbenzene	11.263	105	486595	9.227	ug/L		96
91) 1,2,3-Trichloropropane	11.283	75	76724M1	8.883	ug/L		
92) trans-1,4-Dichloro-2-b...	11.332	53	32475	8.587	ug/L	#	72
93) 4-Chlorotoluene	11.400	91	427769	9.313	ug/L		97
94) tert-Butylbenzene	11.606	119	423045	9.325	ug/L		93
97) 1,2,4-Trimethylbenzene	11.684	105	476937	9.275	ug/L		99
98) sec-Butylbenzene	11.792	105	604849	9.356	ug/L		100
99) p-Isopropyltoluene	11.949	119	517487	9.283	ug/L		98
100) 1,3-Dichlorobenzene	12.027	146	255446	9.292	ug/L		99
101) 1,4-Dichlorobenzene	12.125	146	257402	9.244	ug/L		99
102) p-Diethylbenzene	12.331	119	289494	9.168	ug/L		100
103) n-Butylbenzene	12.390	91	416831	9.085	ug/L		99
104) 1,2-Dichlorobenzene	12.546	146	232826	9.392	ug/L		97
105) 1,2,4,5-Tetramethylben...	13.124	119	429228	9.306	ug/L		97
106) 1,2-Dibromo-3-chloropr...	13.340	155	11912	7.848	ug/L		100
107) 1,3,5-Trichlorobenzene	13.360	180	162021	9.252	ug/L		98
108) Hexachlorobutadiene	13.928	225	64046	9.040	ug/L		98
109) 1,2,4-Trichlorobenzene	13.957	180	128724	8.978	ug/L		98
110) Naphthalene	14.251	128	238610	8.721	ug/L		100
111) 1,2,3-Trichlorobenzene	14.418	180	107034	8.998	ug/L		98

(#) = qualifier out of range (m) = manual integration (+) = signals summed

Quantitation Report (QT Reviewed)

Data Path : I:\VOLATILES\VOA105\2022\220208N-ICAL\
Data File : V05220208N09.d
Acq On : 8 Feb 2022 7:27 pm
Operator : VOA105:PD
Sample : I8260STD10
Misc : WG1603077,ICAL
ALS Vial : 9 Sample Multiplier: 1

Quant Time: Feb 09 11:35:58 2022
Quant Method : I:\VOLATILES\VOA105\2022\220208N-ICAL\V105_220208N_8260.m
Quant Title : VOLATILES BY GC/MS
QLast Update : Wed Feb 09 11:34:23 2022
Response via : Initial Calibration

Sub List : 8260-Curve - Megamix plus Diox20208N-ICAL\V05220208N09.d•

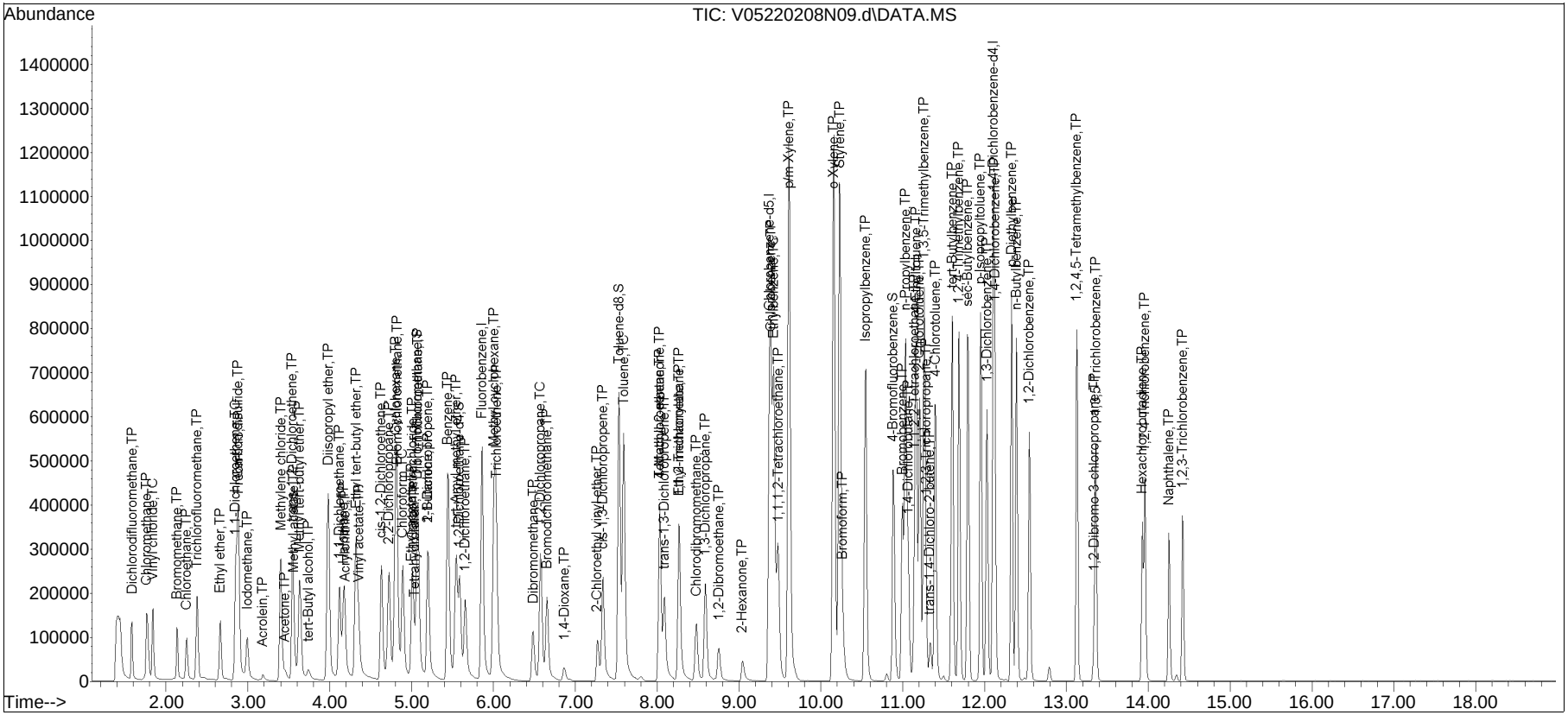

Manual Integration Report

Data Path : I:\VOLATILES\VOA105\2022\2QMethod : V105_220208N_8260.m
Data File : V05220208N09.d Operator : VOA105:PD
Date Inj'd : 2/8/2022 7:27 pm Instrument : VOA 105
Sample : I8260STD10 Quant Date : 2/9/2022 11:35 am

Compound #35: Tetrahydrofuran

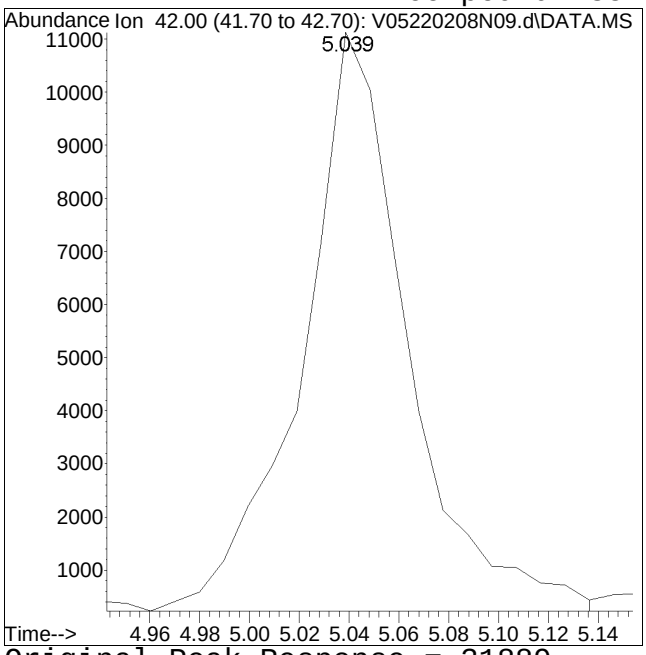

Original Peak Response = 31889

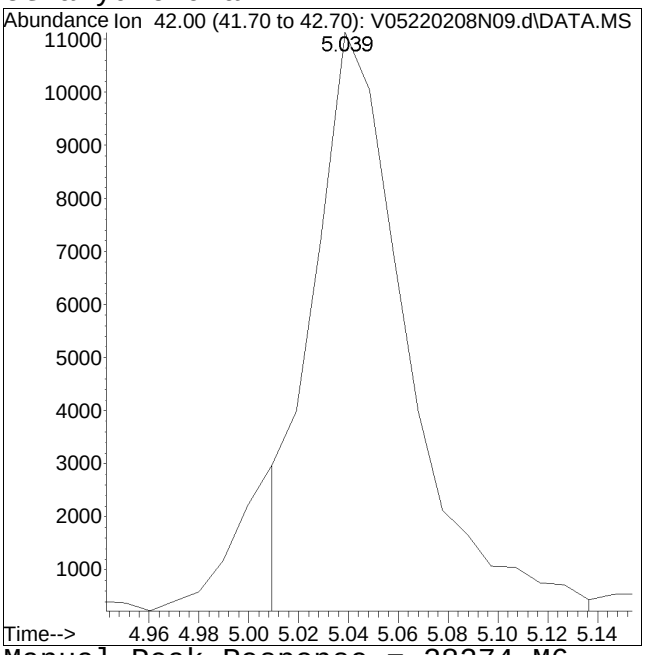

Manual Peak Response = 28274 M6

M6 = Misassignment of peak valley by automated integration (poor split of 2 peaks).

Manual Integration Report

Data Path : I:\VOLATILES\VOA105\2022\2QMethod : V105_220208N_8260.m
Data File : V05220208N09.d Operator : VOA105:PD
Date Inj'd : 2/8/2022 7:27 pm Instrument : VOA 105
Sample : I8260STD10 Quant Date : 2/9/2022 11:35 am

Compound #89: 2-Chlorotoluene

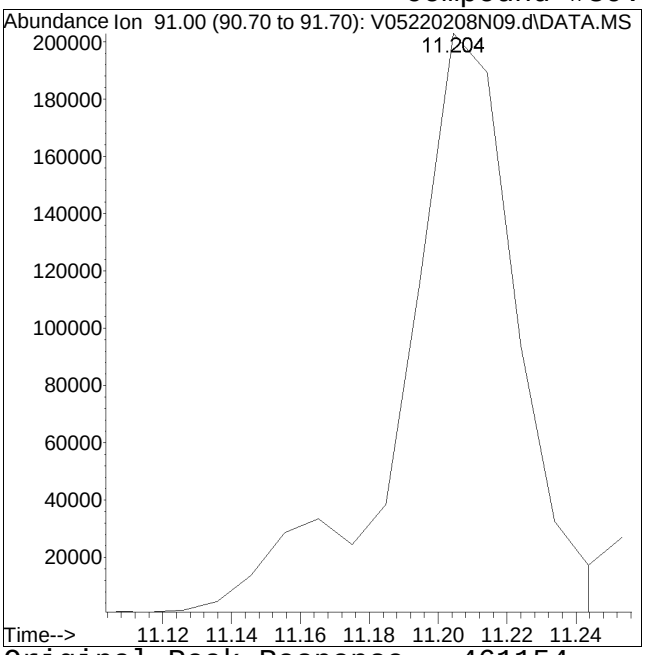

Original Peak Response = 461154

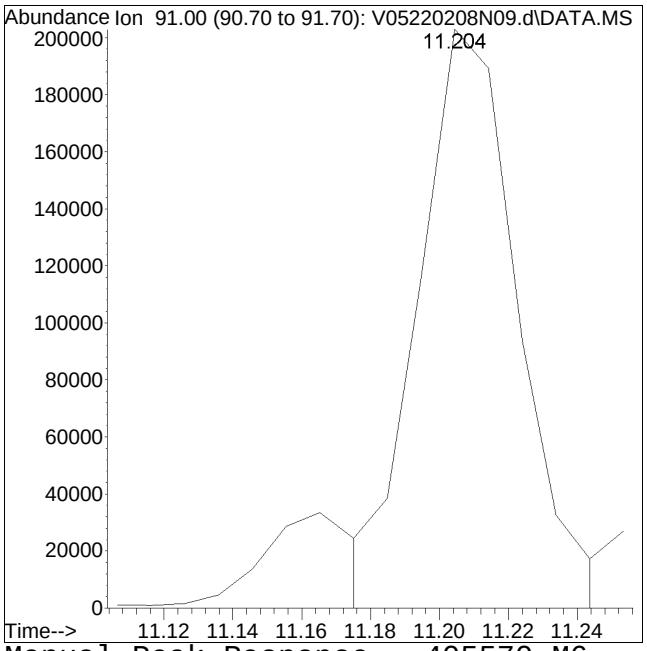

Manual Peak Response = 405570 M6

M6 = Misassignment of peak valley by automated integration (poor split of 2 peaks).

Manual Integration Report

Data Path : I:\VOLATILES\VOA105\2022\2Q
Data File : V05220208N09.d
Date Inj'd : 2/8/2022 7:27 pm
Sample : I8260STD10

Method : V105_220208N_8260.m
Operator : VOA105:PD
Instrument : VOA 105
Quant Date : 2/9/2022 11:35 am

Compound #91: 1,2,3-Trichloropropane

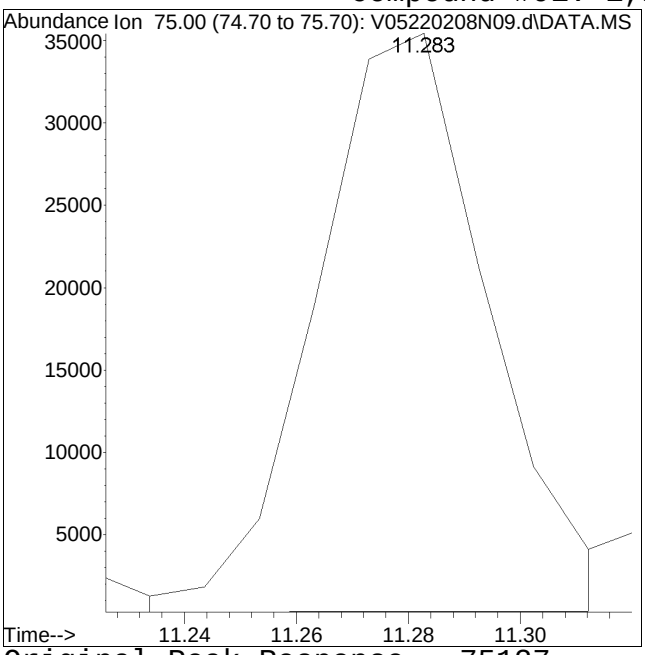

Original Peak Response = 75127

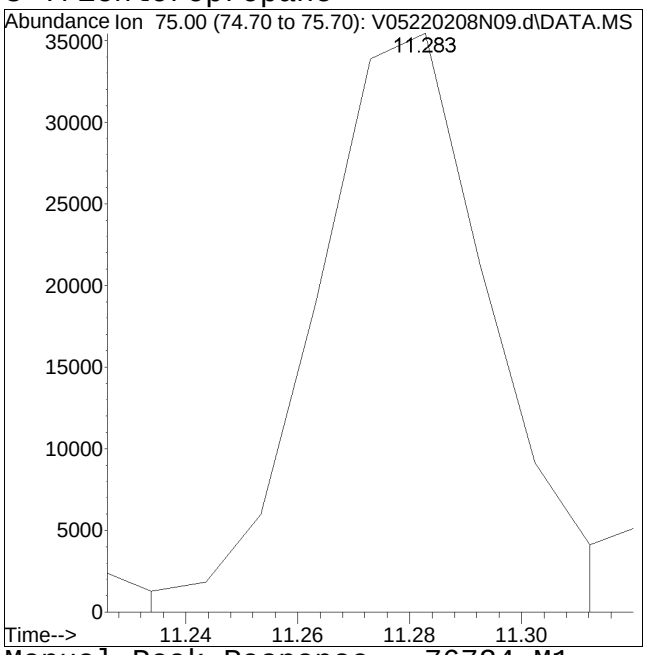

Manual Peak Response = 76724 M1

M1 = Split or tailing peak, auto integration stopped early resulting in false low area count.

Quantitation Report (QT Reviewed)

Data Path : I:\VOLATILES\VOA105\2022\220208N-ICAL\
Data File : V05220208N10.d
Acq On : 8 Feb 2022 7:50 pm
Operator : VOA105:PD
Sample : I8260STD30
Misc : WG1603077,ICAL
ALS Vial : 10 Sample Multiplier: 1

Quant Time: Feb 09 11:36:06 2022
Quant Method : I:\VOLATILES\VOA105\2022\220208N-ICAL\V105_220208N_8260.m
Quant Title : VOLATILES BY GC/MS
QLast Update : Wed Feb 09 11:34:23 2022
Response via : Initial Calibration

CCAL FILE(s) : 1 - I:\VOLATILES\VOA105\2022\220208N-ICAL\V05220208N09.d
Sub List : 8260-Curve - Megamix plus Diox

Compound	R.T.	QIon	Response	Conc	Units	Dev(Min)
Internal Standards						
1) Fluorobenzene	5.860	96	565868	10.000	ug/L	0.00
Standard Area 1 = 530622			Recovery = 106.64%			
59) Chlorobenzene-d5	9.373	117	413626	10.000	ug/L	0.00
Standard Area 1 = 398296			Recovery = 103.85%			
79) 1,4-Dichlorobenzene-d4	12.106	152	229144	10.000	ug/L	0.00
Standard Area 1 = 226852			Recovery = 101.01%			
System Monitoring Compounds						
36) Dibromofluoromethane	5.068	113	141836	9.623	ug/L	0.00
Spiked Amount 10.000	Range 70 - 130		Recovery = 96.23%			
43) 1,2-Dichloroethane-d4	5.586	65	183207	9.445	ug/L	0.00
Spiked Amount 10.000	Range 70 - 130		Recovery = 94.45%			
60) Toluene-d8	7.533	98	551433	10.209	ug/L	0.00
Spiked Amount 10.000	Range 70 - 130		Recovery = 102.09%			
83) 4-Bromofluorobenzene	10.881	95	206304	9.943	ug/L	0.00
Spiked Amount 10.000	Range 70 - 130		Recovery = 99.43%			
Target Compounds						Qvalue
2) Dichlorodifluoromethane	1.586	85	410387	33.631	ug/L #	97
3) Chloromethane	1.772	50	659730	31.049	ug/L	97
4) Vinyl chloride	1.840	62	500344	32.487	ug/L	92
5) Bromomethane	2.134	94	213163	28.077	ug/L	98
6) Chloroethane	2.251	64	278870	30.291	ug/L	92
7) Trichlorofluoromethane	2.378	101	611056	33.802	ug/L	100
8) Ethyl ether	2.662	74	146570	30.836	ug/L #	32
10) 1,1-Dichloroethene	2.848	96	341523	32.423	ug/L #	68
11) Carbon disulfide	2.877	76	945833	31.006	ug/L	100
12) Freon-113	2.887	101	370143	33.140	ug/L	92
13) Iodomethane	2.994	142	447124	30.434	ug/L	93
14) Acrolein	3.180	56	52817	30.969	ug/L	96
15) Methylene chloride	3.405	84	384057	29.964	ug/L #	37
17) Acetone	3.454	43	79327	29.540	ug/L	95
18) trans-1,2-Dichloroethene	3.542	96	379428	31.053	ug/L #	73
19) Methyl acetate	3.552	43	232181	31.199	ug/L #	77
20) Methyl tert-butyl ether	3.630	73	762426	31.019	ug/L #	76
21) tert-Butyl alcohol	3.738	59	75710	150.521	ug/L	93
22) Diisopropyl ether	3.982	45	1800633	31.872	ug/L #	84
23) 1,1-Dichloroethane	4.119	63	880001	31.193	ug/L	94
24) Halothane	4.168	117	295211	31.944	ug/L	99

Quantitation Report (QT Reviewed)

Data Path : I:\VOLATILES\VOA105\2022\220208N-ICAL\
Data File : V05220208N10.d
Acq On : 8 Feb 2022 7:50 pm
Operator : VOA105:PD
Sample : I8260STD30
Misc : WG1603077,ICAL
ALS Vial : 10 Sample Multiplier: 1

Quant Time: Feb 09 11:36:06 2022
Quant Method : I:\VOLATILES\VOA105\2022\220208N-ICAL\V105_220208N_8260.m
Quant Title : VOLATILES BY GC/MS
QLast Update : Wed Feb 09 11:34:23 2022
Response via : Initial Calibration

CCAL FILE(s) : 1 - I:\VOLATILES\VOA105\2022\220208N-ICAL\V05220208N09.d
Sub List : 8260-Curve - Megamix plus Diox

Compound	R.T.	QIon	Response	Conc	Units		Dev(Min)
25) Acrylonitrile	4.178	53	122089	32.372	ug/L	#	86
26) Ethyl tert-butyl ether	4.325	59	1304701	31.523	ug/L	#	79
27) Vinyl acetate	4.344	43	905754	31.560	ug/L	#	89
28) cis-1,2-Dichloroethene	4.628	96	423975	30.379	ug/L	#	75
29) 2,2-Dichloropropane	4.726	77	597670	32.749	ug/L	#	78
30) Bromochloromethane	4.823	128	186710	30.934	ug/L	#	48
31) Cyclohexane	4.804	56	1096426	34.084	ug/L	#	54
32) Chloroform	4.892	83	728472	30.772	ug/L	#	93
33) Ethyl acetate	5.000	43	326859	31.531	ug/L	#	89
34) Carbon tetrachloride	5.009	117	598244	33.429	ug/L		99
35) Tetrahydrofuran	5.039	42	96219M6	29.608	ug/L		
37) 1,1,1-Trichloroethane	5.078	97	670305	32.893	ug/L		93
39) 2-Butanone	5.185	43	137133	30.861	ug/L	#	55
40) 1,1-Dichloropropene	5.195	75	572090	32.942	ug/L		98
41) Benzene	5.440	78	1581630	31.375	ug/L	#	84
42) tert-Amyl methyl ether	5.547	73	792121	31.187	ug/L	#	85
44) 1,2-Dichloroethane	5.655	62	608299	30.732	ug/L		97
47) Methyl cyclohexane	6.007	83	745622	32.779	ug/L	#	38
48) Trichloroethene	6.036	95	421162	29.049	ug/L		96
50) Dibromomethane	6.476	93	206096	30.932	ug/L		97
51) 1,2-Dichloropropane	6.574	63	496259	31.387	ug/L	#	84
53) 2-Chloroethyl vinyl ether	7.269	63	204848	34.718	ug/L	#	80
54) Bromodichloromethane	6.652	83	539054	31.794	ug/L		99
57) 1,4-Dioxane	6.868	88	30188	578.464	ug/L	#	56
58) cis-1,3-Dichloropropene	7.337	75	596014	28.414	ug/L	#	81
61) Toluene	7.591	92	1012043	32.531	ug/L		100
62) 4-Methyl-2-pentanone	8.032	58	115486	33.336	ug/L	#	81
63) Tetrachloroethene	8.032	166	463603	33.535	ug/L		95
65) trans-1,3-Dichloropropene	8.080	75	490995	30.831	ug/L	#	79
67) Ethyl methacrylate	8.266	69	353071	33.253	ug/L		91
68) 1,1,2-Trichloroethane	8.266	83	241044	32.613	ug/L		96
69) Chlorodibromomethane	8.472	129	371278	33.182	ug/L		98
70) 1,3-Dichloropropane	8.589	76	573015	32.663	ug/L		100
71) 1,2-Dibromoethane	8.746	107	316383	30.721	ug/L		99
72) 2-Hexanone	9.040	43	208993	33.709	ug/L		94
73) Chlorobenzene	9.392	112	1101694	31.843	ug/L		95
74) Ethylbenzene	9.422	91	2029800	32.882	ug/L		97
75) 1,1,1,2-Tetrachloroethane	9.480	131	393569	32.928	ug/L		98
76) p/m Xylene	9.608	106	1524688	66.276	ug/L		92
77) o Xylene	10.156	106	1437704	65.443	ug/L		92

Quantitation Report (QT Reviewed)

Data Path : I:\VOLATILES\VOA105\2022\220208N-ICAL\
Data File : V05220208N10.d
Acq On : 8 Feb 2022 7:50 pm
Operator : VOA105:PD
Sample : I8260STD30
Misc : WG1603077,ICAL
ALS Vial : 10 Sample Multiplier: 1

Quant Time: Feb 09 11:36:06 2022
Quant Method : I:\VOLATILES\VOA105\2022\220208N-ICAL\V105_220208N_8260.m
Quant Title : VOLATILES BY GC/MS
QLast Update : Wed Feb 09 11:34:23 2022
Response via : Initial Calibration

CCAL FILE(s) : 1 - I:\VOLATILES\VOA105\2022\220208N-ICAL\V05220208N09.d
Sub List : 8260-Curve - Megamix plus Diox

	Compound	R.T.	QIon	Response	Conc	Units		Dev(Min)
78)	Styrene	10.225	104	2385096	66.428	ug/L		95
80)	Bromoform	10.264	173	199754	29.623	ug/L		97
82)	Isopropylbenzene	10.548	105	2075265	32.486	ug/L		98
84)	Bromobenzene	10.999	156	451458	31.738	ug/L		100
85)	n-Propylbenzene	11.038	91	2459978	33.604	ug/L		98
86)	1,4-Dichlorobutane	11.067	55	703172	31.580	ug/L	#	89
87)	1,1,2,2-Tetrachloroethane	11.146	83	313016	31.528	ug/L		98
88)	4-Ethyltoluene	11.165	105	2018118	33.133	ug/L		100
89)	2-Chlorotoluene	11.204	91	1408549M6	31.625	ug/L		
90)	1,3,5-Trimethylbenzene	11.263	105	1736438	32.597	ug/L		98
91)	1,2,3-Trichloropropane	11.283	75	265753M1	30.460	ug/L		
92)	trans-1,4-Dichloro-2-b...	11.332	53	118727	31.080	ug/L	#	82
93)	4-Chlorotoluene	11.391	91	1455518	31.372	ug/L		96
94)	tert-Butylbenzene	11.606	119	1500475	32.745	ug/L		92
97)	1,2,4-Trimethylbenzene	11.684	105	1684912	32.439	ug/L		98
98)	sec-Butylbenzene	11.792	105	2184189	33.447	ug/L		100
99)	p-Isopropyltoluene	11.949	119	1884410	33.465	ug/L		98
100)	1,3-Dichlorobenzene	12.027	146	883712	31.824	ug/L		99
101)	1,4-Dichlorobenzene	12.125	146	885005	31.467	ug/L		98
102)	p-Diethylbenzene	12.331	119	1070630	33.568	ug/L		99
103)	n-Butylbenzene	12.390	91	1557327	33.604	ug/L		99
104)	1,2-Dichlorobenzene	12.547	146	786083	31.392	ug/L		98
105)	1,2,4,5-Tetramethylben...	13.124	119	1539687	33.048	ug/L		97
106)	1,2-Dibromo-3-chloropr...	13.330	155	46392	29.125	ug/L		93
107)	1,3,5-Trichlorobenzene	13.360	180	571554	32.313	ug/L		99
108)	Hexachlorobutadiene	13.928	225	236833	33.093	ug/L		100
109)	1,2,4-Trichlorobenzene	13.957	180	465918	32.172	ug/L		98
110)	Naphthalene	14.251	128	871814	31.547	ug/L		100
111)	1,2,3-Trichlorobenzene	14.418	180	373208	31.062	ug/L		98

(#) = qualifier out of range (m) = manual integration (+) = signals summed

Quantitation Report (QT Reviewed)

Data Path : I:\VOLATILES\VOA105\2022\220208N-ICAL\
Data File : V05220208N10.d
Acq On : 8 Feb 2022 7:50 pm
Operator : VOA105:PD
Sample : I8260STD30
Misc : WG1603077,ICAL
ALS Vial : 10 Sample Multiplier: 1

Quant Time: Feb 09 11:36:06 2022
Quant Method : I:\VOLATILES\VOA105\2022\220208N-ICAL\V105_220208N_8260.m
Quant Title : VOLATILES BY GC/MS
QLast Update : Wed Feb 09 11:34:23 2022
Response via : Initial Calibration

Sub List : 8260-Curve - Megamix plus Diox20208N-ICAL\V05220208N09.d•

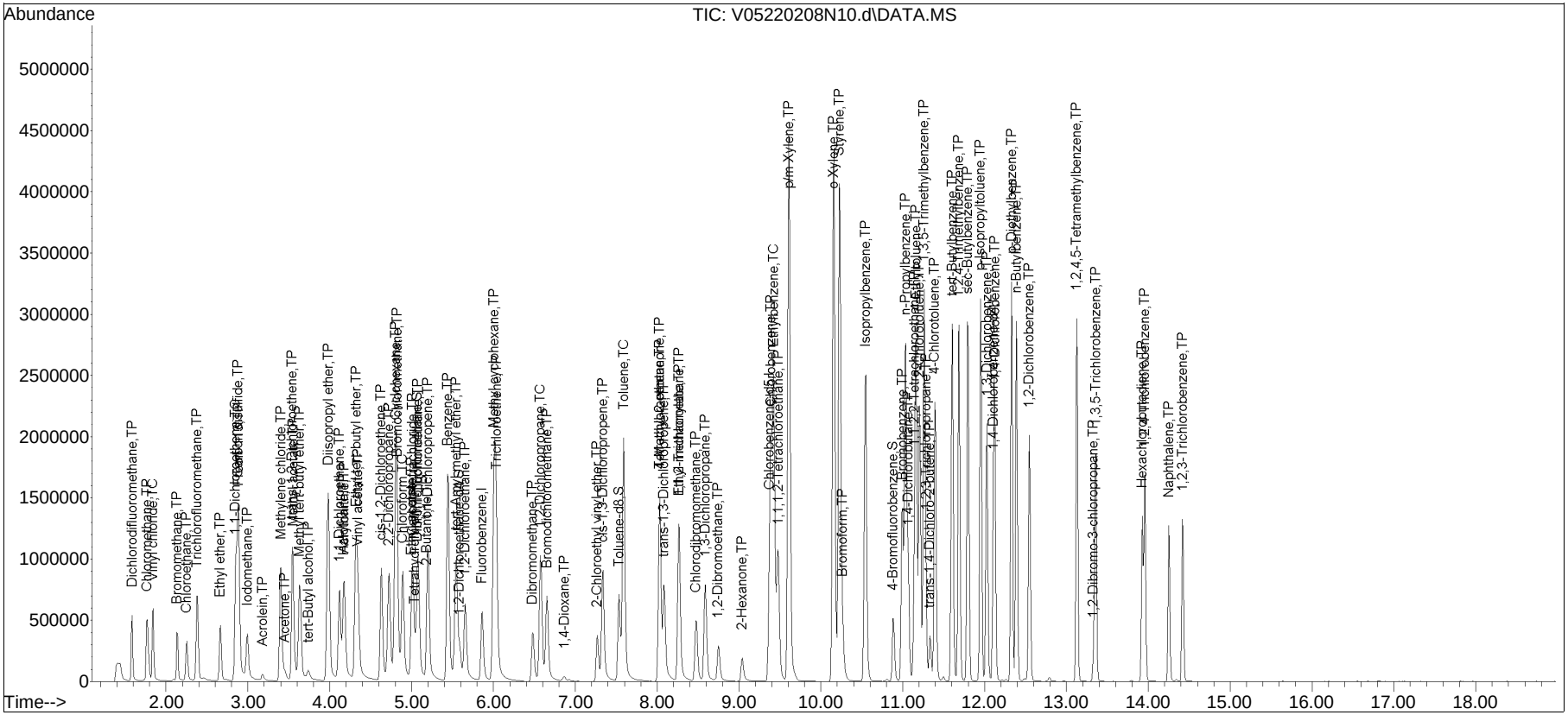

Manual Integration Report

Data Path : I:\VOLATILES\VOA105\2022\2QMethod : V105_220208N_8260.m
Data File : V05220208N10.d Operator : VOA105:PD
Date Inj'd : 2/8/2022 7:50 pm Instrument : VOA 105
Sample : I8260STD30 Quant Date : 2/9/2022 11:36 am

Compound #35: Tetrahydrofuran

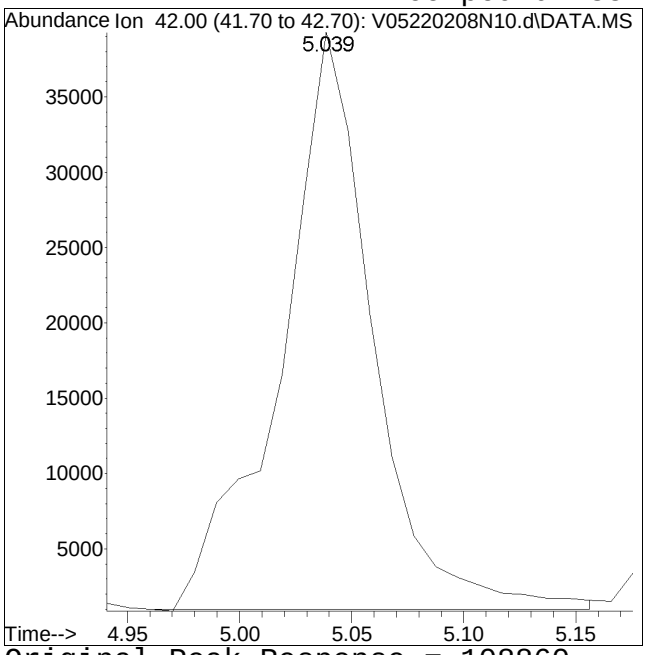

Original Peak Response = 108860

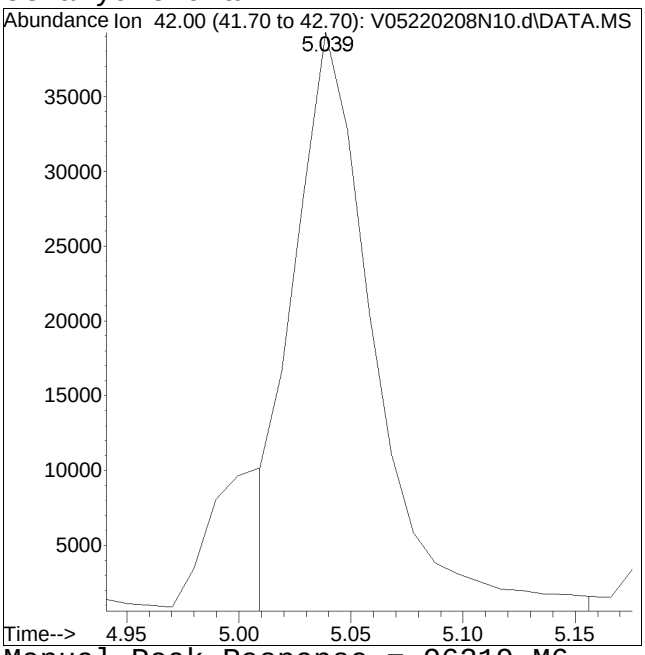

Manual Peak Response = 96219 M6

M6 = Misassignment of peak valley by automated integration (poor split of 2 peaks).

Manual Integration Report

Data Path : I:\VOLATILES\VOA105\2022\2QMethod : V105_220208N_8260.m
Data File : V05220208N10.d Operator : VOA105:PD
Date Inj'd : 2/8/2022 7:50 pm Instrument : VOA 105
Sample : I8260STD30 Quant Date : 2/9/2022 11:36 am

Compound #89: 2-Chlorotoluene

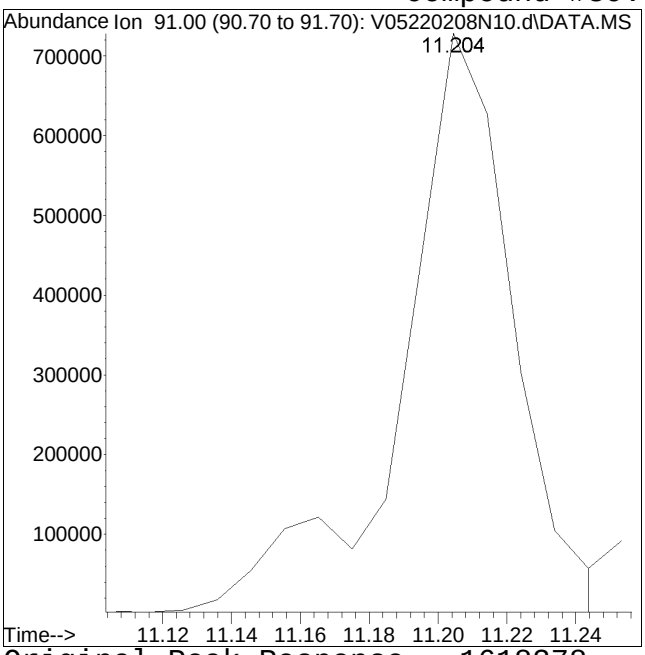

Original Peak Response = 1618378

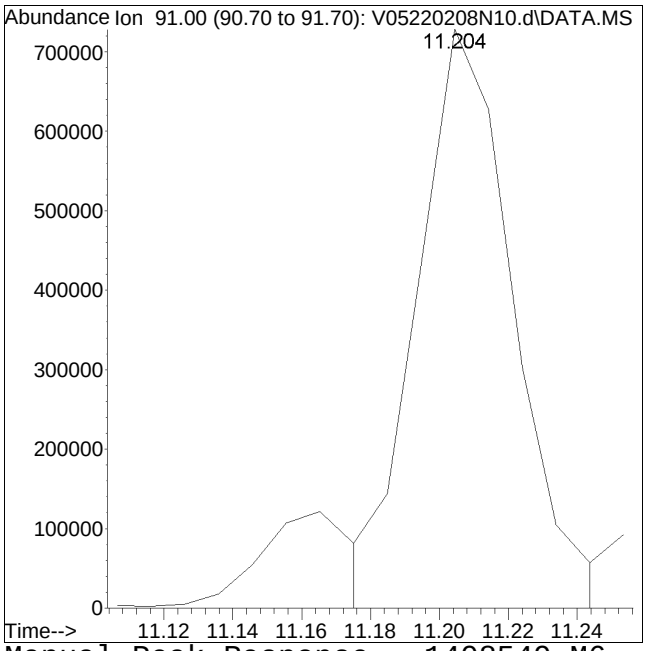

Manual Peak Response = 1408549 M6

M6 = Misassignment of peak valley by automated integration (poor split of 2 peaks).

Manual Integration Report

Data Path : I:\VOLATILES\VOA105\2022\2Q
Data File : V05220208N10.d
Date Inj'd : 2/8/2022 7:50 pm
Sample : I8260STD30

Method : V105_220208N_8260.m
Operator : VOA105:PD
Instrument : VOA 105
Quant Date : 2/9/2022 11:36 am

Compound #91: 1,2,3-Trichloropropane

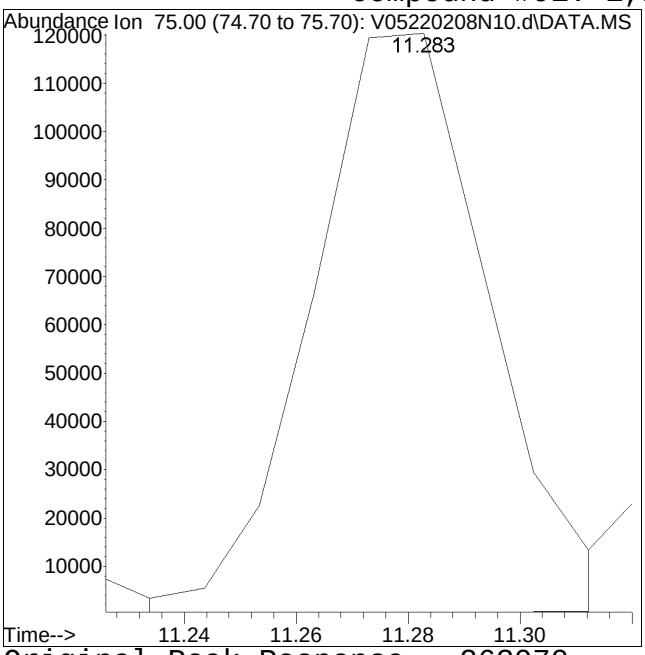

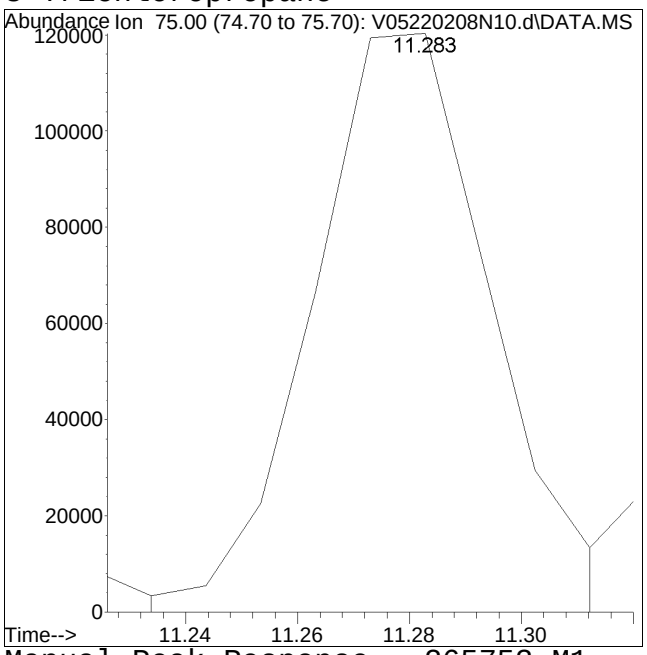

Original Peak Response = 263070 Manual Peak Response = 265753 M1

M1 = Split or tailing peak, auto integration stopped early resulting in false low area count.

Quantitation Report (QT Reviewed)

Data Path : I:\VOLATILES\VOA105\2022\220208N-ICAL\
Data File : V05220208N11.d
Acq On : 8 Feb 2022 8:13 pm
Operator : VOA105:PD
Sample : I8260STD80
Misc : WG1603077,ICAL
ALS Vial : 11 Sample Multiplier: 1

Quant Time: Feb 09 11:36:14 2022
Quant Method : I:\VOLATILES\VOA105\2022\220208N-ICAL\V105_220208N_8260.m
Quant Title : VOLATILES BY GC/MS
QLast Update : Wed Feb 09 11:34:23 2022
Response via : Initial Calibration

CCAL FILE(s) : 1 - I:\VOLATILES\VOA105\2022\220208N-ICAL\V05220208N09.d
Sub List : 8260-Curve - Megamix plus Diox

Compound	R.T.	QIon	Response	Conc	Units	Dev(Min)
Internal Standards						
1) Fluorobenzene	5.860	96	595246	10.000	ug/L	0.00
Standard Area 1 = 530622			Recovery = 112.18%			
59) Chlorobenzene-d5	9.373	117	435875	10.000	ug/L	0.00
Standard Area 1 = 398296			Recovery = 109.43%			
79) 1,4-Dichlorobenzene-d4	12.106	152	241685	10.000	ug/L	0.00
Standard Area 1 = 226852			Recovery = 106.54%			
System Monitoring Compounds						
36) Dibromofluoromethane	5.068	113	150155	9.684	ug/L	0.00
Spiked Amount 10.000	Range 70 - 130		Recovery = 96.84%			
43) 1,2-Dichloroethane-d4	5.586	65	194983	9.556	ug/L	0.00
Spiked Amount 10.000	Range 70 - 130		Recovery = 95.56%			
60) Toluene-d8	7.533	98	579995	10.190	ug/L	0.00
Spiked Amount 10.000	Range 70 - 130		Recovery = 101.90%			
83) 4-Bromofluorobenzene	10.881	95	217540	9.941	ug/L	0.00
Spiked Amount 10.000	Range 70 - 130		Recovery = 99.41%			
Target Compounds						Qvalue
2) Dichlorodifluoromethane	1.586	85	1157968	90.210	ug/L #	96
3) Chloromethane	1.762	50	1806805	80.837	ug/L	97
4) Vinyl chloride	1.840	62	1424881	87.951	ug/L	92
5) Bromomethane	2.134	94	668199	83.668	ug/L	98
6) Chloroethane	2.251	64	771689	79.684	ug/L	92
7) Trichlorofluoromethane	2.378	101	1718871	90.390	ug/L	100
8) Ethyl ether	2.662	74	410559	82.113	ug/L #	32
10) 1,1-Dichloroethene	2.848	96	960168	86.656	ug/L #	68
11) Carbon disulfide	2.877	76	2768319	86.270	ug/L	100
12) Freon-113	2.887	101	1043640	88.828	ug/L	87
13) Iodomethane	2.994	142	1309075	82.841	ug/L	93
14) Acrolein	3.170	56	152238	84.857	ug/L	99
15) Methylene chloride	3.395	84	1064901	78.983	ug/L #	39
17) Acetone	3.444	43	226376	80.138	ug/L	95
18) trans-1,2-Dichloroethene	3.542	96	1081695	84.159	ug/L #	73
19) Methyl acetate	3.552	43	667713	85.295	ug/L #	74
20) Methyl tert-butyl ether	3.630	73	2233642	86.389	ug/L #	77
21) tert-Butyl alcohol	3.738	59	222443	420.418	ug/L #	84
22) Diisopropyl ether	3.982	45	5169765	86.991	ug/L #	84
23) 1,1-Dichloroethane	4.119	63	2484693	83.728	ug/L	94
24) Halothane	4.168	117	851422	87.583	ug/L	100

Data Path : I:\VOLATILES\VOA105\2022\220208N-ICAL\
Data File : V05220208N11.d
Acq On : 8 Feb 2022 8:13 pm
Operator : VOA105:PD
Sample : I8260STD80
Misc : WG1603077,ICAL
ALS Vial : 11 Sample Multiplier: 1

Quant Time: Feb 09 11:36:14 2022
Quant Method : I:\VOLATILES\VOA105\2022\220208N-ICAL\V105_220208N_8260.m
Quant Title : VOLATILES BY GC/MS
QLast Update : Wed Feb 09 11:34:23 2022
Response via : Initial Calibration

CCAL FILE(s) : 1 - I:\VOLATILES\VOA105\2022\220208N-ICAL\V05220208N09.d
Sub List : 8260-Curve - Megamix plus Diox

Compound	R.T.	QIon	Response	Conc	Units		Dev(Min)
25) Acrylonitrile	4.178	53	357344	90.074	ug/L	#	87
26) Ethyl tert-butyl ether	4.325	59	3795193	87.171	ug/L	#	78
27) Vinyl acetate	4.344	43	2703272	89.544	ug/L	#	89
28) cis-1,2-Dichloroethene	4.628	96	1204918	82.075	ug/L	#	75
29) 2,2-Dichloropropane	4.726	77	1747610	91.033	ug/L	#	80
30) Bromochloromethane	4.823	128	523059	82.382	ug/L	#	47
31) Cyclohexane	4.804	56	3135758	92.670	ug/L	#	55
32) Chloroform	4.892	83	2062647	82.830	ug/L	#	93
33) Ethyl acetate	4.999	43	965101	88.506	ug/L	#	88
34) Carbon tetrachloride	5.009	117	1798803	95.553	ug/L		98
35) Tetrahydrofuran	5.039	42	266349M6	77.915	ug/L		
37) 1,1,1-Trichloroethane	5.078	97	1930196	90.044	ug/L		93
39) 2-Butanone	5.185	43	414015	88.573	ug/L	#	54
40) 1,1-Dichloropropene	5.195	75	1655833	90.639	ug/L		98
41) Benzene	5.440	78	4529257	85.414	ug/L	#	84
42) tert-Amyl methyl ether	5.547	73	2348546	87.901	ug/L	#	88
44) 1,2-Dichloroethane	5.655	62	1710288	82.141	ug/L		97
47) Methyl cyclohexane	6.007	83	2155800	90.095	ug/L	#	40
48) Trichloroethene	6.036	95	1204706	78.991	ug/L		96
50) Dibromomethane	6.476	93	592008	84.467	ug/L		96
51) 1,2-Dichloropropane	6.574	63	1429414	85.946	ug/L	#	85
53) 2-Chloroethyl vinyl ether	7.269	63	566237	91.231	ug/L	#	81
54) Bromodichloromethane	6.652	83	1561987	87.582	ug/L		100
57) 1,4-Dioxane	6.868	88	41607	757.926	ug/L	#	56
58) cis-1,3-Dichloropropene	7.337	75	1784529	80.196	ug/L	#	82
61) Toluene	7.591	92	2862426	87.312	ug/L		99
62) 4-Methyl-2-pentanone	8.032	58	334271	91.564	ug/L	#	83
63) Tetrachloroethene	8.032	166	1331238	91.381	ug/L		94
65) trans-1,3-Dichloropropene	8.080	75	1497917	82.054	ug/L	#	80
67) Ethyl methacrylate	8.256	69	1017950	90.979	ug/L		90
68) 1,1,2-Trichloroethane	8.266	83	677303	86.959	ug/L		98
69) Chlorodibromomethane	8.472	129	1083721	91.911	ug/L		98
70) 1,3-Dichloropropane	8.589	76	1630036	88.174	ug/L		99
71) 1,2-Dibromoethane	8.746	107	888948	81.487	ug/L		100
72) 2-Hexanone	9.030	43	605582	92.690	ug/L		95
73) Chlorobenzene	9.392	112	3102671	85.101	ug/L		95
74) Ethylbenzene	9.422	91	5684612	87.388	ug/L		97
75) 1,1,1,2-Tetrachloroethane	9.480	131	1137308	90.295	ug/L		100
76) p/m Xylene	9.608	106	4283587	176.697	ug/L		92
77) o Xylene	10.156	106	4049632	174.926	ug/L		91

Data Path : I:\VOLATILES\VOA105\2022\220208N-ICAL\
Data File : V05220208N11.d
Acq On : 8 Feb 2022 8:13 pm
Operator : VOA105:PD
Sample : I8260STD80
Misc : WG1603077,ICAL
ALS Vial : 11 Sample Multiplier: 1

Quant Time: Feb 09 11:36:14 2022
Quant Method : I:\VOLATILES\VOA105\2022\220208N-ICAL\V105_220208N_8260.m
Quant Title : VOLATILES BY GC/MS
QLast Update : Wed Feb 09 11:34:23 2022
Response via : Initial Calibration

CCAL FILE(s) : 1 - I:\VOLATILES\VOA105\2022\220208N-ICAL\V05220208N09.d
Sub List : 8260-Curve - Megamix plus Diox

Compound	R.T.	QIon	Response	Conc	Units		Dev(Min)
78) Styrene	10.225	104	6695303	176.956	ug/L		95
80) Bromoform	10.264	173	607746	81.494	ug/L		97
82) Isopropylbenzene	10.548	105	5925834	87.949	ug/L		98
84) Bromobenzene	10.999	156	1277905	85.175	ug/L		100
85) n-Propylbenzene	11.038	91	6888247	89.213	ug/L		98
86) 1,4-Dichlorobutane	11.067	55	1994322	84.920	ug/L	#	88
87) 1,1,2,2-Tetrachloroethane	11.146	83	879597	83.997	ug/L		99
88) 4-Ethyltoluene	11.165	105	5660133	88.106	ug/L		100
89) 2-Chlorotoluene	11.204	91	4009359M6	85.347	ug/L		
90) 1,3,5-Trimethylbenzene	11.263	105	4855511	86.418	ug/L		97
91) 1,2,3-Trichloropropane	11.283	75	768728M1	83.538	ug/L		
92) trans-1,4-Dichloro-2-b...	11.332	53	338702	84.064	ug/L	#	92
93) 4-Chlorotoluene	11.391	91	4128161	84.360	ug/L		97
94) tert-Butylbenzene	11.606	119	4273523	88.422	ug/L		92
97) 1,2,4-Trimethylbenzene	11.684	105	4788456	87.408	ug/L		98
98) sec-Butylbenzene	11.792	105	6238809	90.579	ug/L		100
99) p-Isopropyltoluene	11.959	119	5374739	90.496	ug/L		98
100) 1,3-Dichlorobenzene	12.027	146	2520026	86.041	ug/L		99
101) 1,4-Dichlorobenzene	12.125	146	2513684	84.737	ug/L		98
102) p-Diethylbenzene	12.331	119	3066710	91.164	ug/L		100
103) n-Butylbenzene	12.390	91	4494780	91.957	ug/L		99
104) 1,2-Dichlorobenzene	12.546	146	2222377	84.144	ug/L		99
105) 1,2,4,5-Tetramethylben...	13.124	119	4412732	89.802	ug/L		97
106) 1,2-Dibromo-3-chloropr...	13.330	155	133533	78.796	ug/L		100
107) 1,3,5-Trichlorobenzene	13.360	180	1620299	86.850	ug/L		99
108) Hexachlorobutadiene	13.928	225	682053	90.359	ug/L		100
109) 1,2,4-Trichlorobenzene	13.957	180	1336943	87.527	ug/L		98
110) Naphthalene	14.251	128	2541659	87.198	ug/L		100
111) 1,2,3-Trichlorobenzene	14.417	180	1077734	85.044	ug/L		99

(#) = qualifier out of range (m) = manual integration (+) = signals summed

Quantitation Report (QT Reviewed)

Data Path : I:\VOLATILES\VOA105\2022\220208N-ICAL\
Data File : V05220208N11.d
Acq On : 8 Feb 2022 8:13 pm
Operator : VOA105:PD
Sample : I8260STD80
Misc : WG1603077,ICAL
ALS Vial : 11 Sample Multiplier: 1

Quant Time: Feb 09 11:36:14 2022
Quant Method : I:\VOLATILES\VOA105\2022\220208N-ICAL\V105_220208N_8260.m
Quant Title : VOLATILES BY GC/MS
QLast Update : Wed Feb 09 11:34:23 2022
Response via : Initial Calibration

Sub List : 8260-Curve - Megamix plus Diox20208N-ICAL\V05220208N09.d•

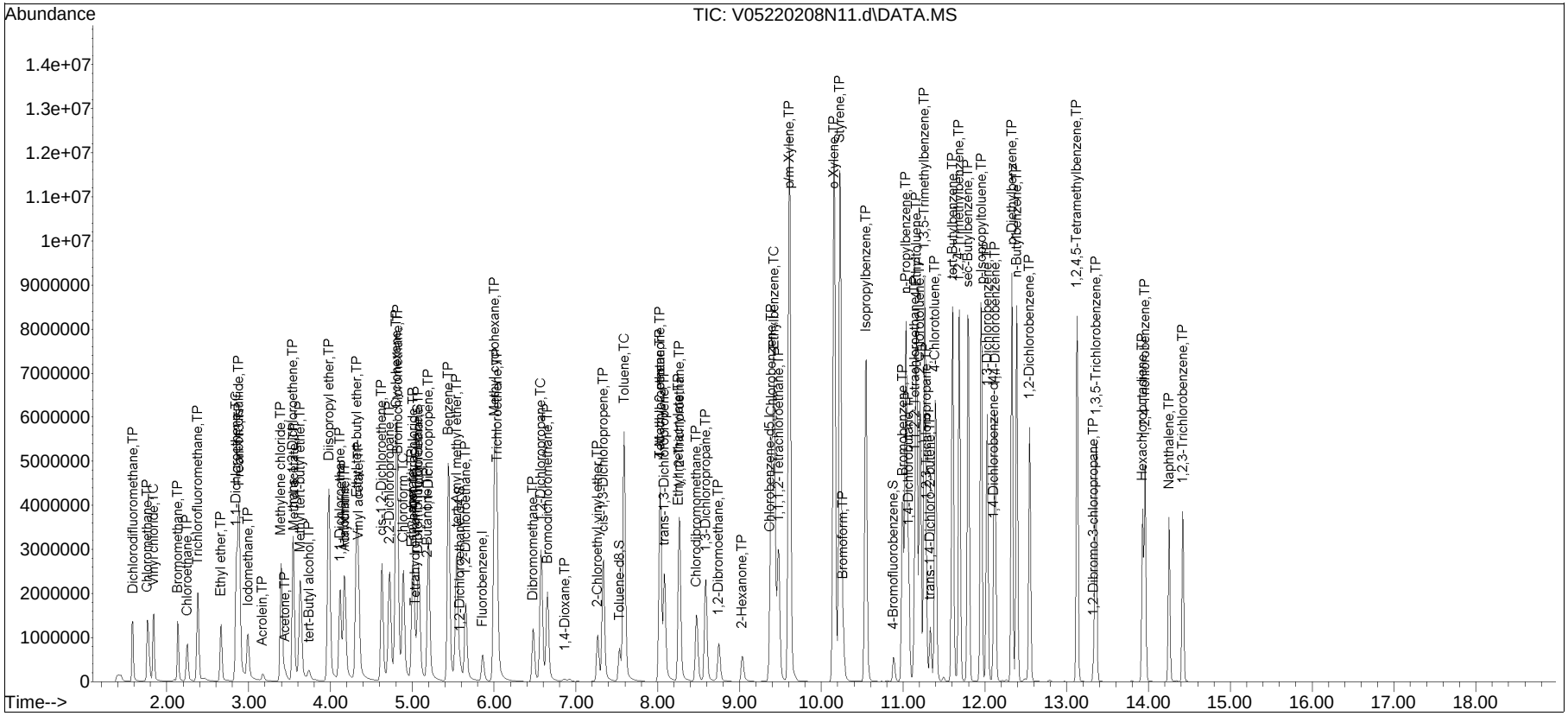

Manual Integration Report

Data Path : I:\VOLATILES\VOA105\2022\2QMethod : V105_220208N_8260.m
Data File : V05220208N11.d Operator : VOA105:PD
Date Inj'd : 2/8/2022 8:13 pm Instrument : VOA 105
Sample : I8260STD80 Quant Date : 2/9/2022 11:36 am

Compound #35: Tetrahydrofuran

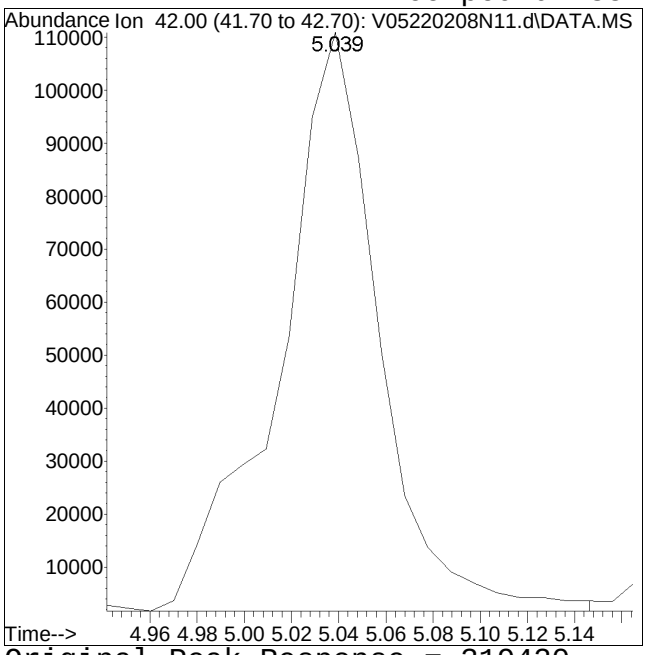

Original Peak Response = 319420

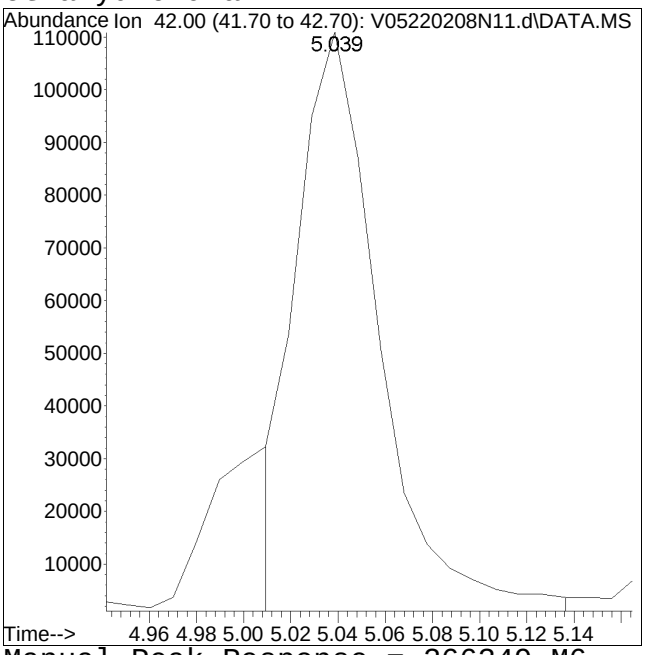

Manual Peak Response = 266349 M6

M6 = Misassignment of peak valley by automated integration (poor split of 2 peaks).

Manual Integration Report

Data Path : I:\VOLATILES\VOA105\2022\2QMethod : V105_220208N_8260.m
Data File : V05220208N11.d Operator : VOA105:PD
Date Inj'd : 2/8/2022 8:13 pm Instrument : VOA 105
Sample : I8260STD80 Quant Date : 2/9/2022 11:36 am

Compound #89: 2-Chlorotoluene

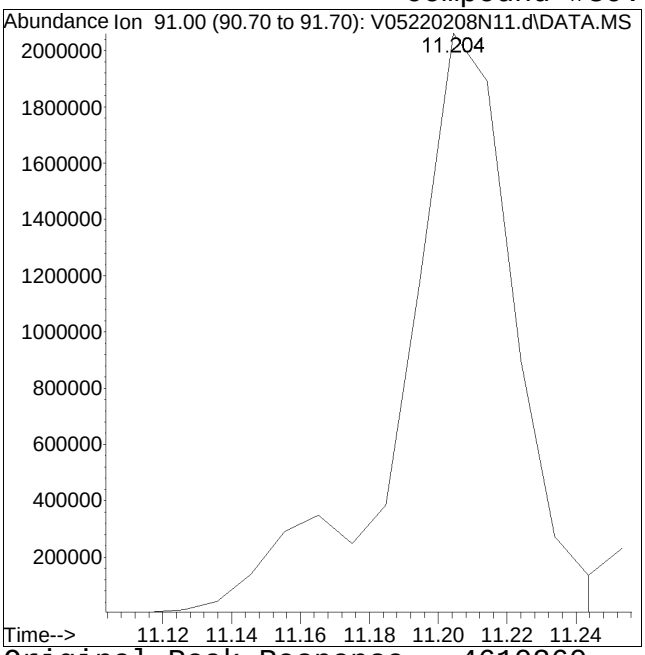

Original Peak Response = 4610260

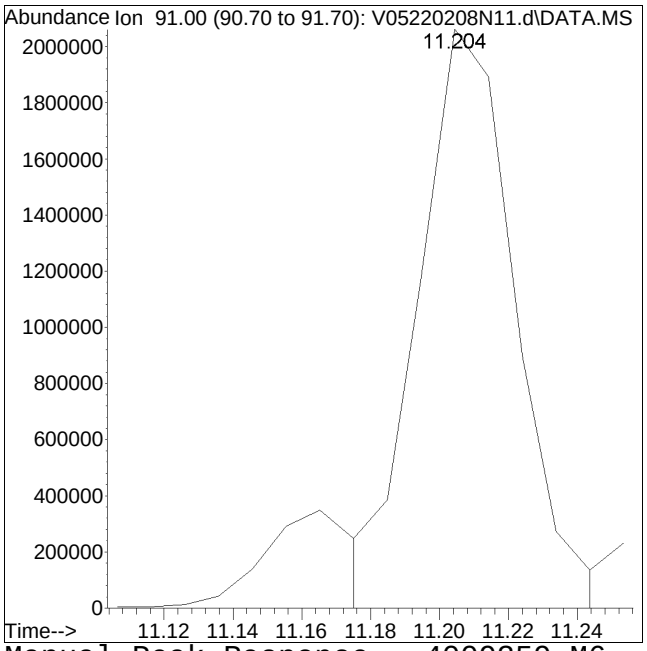

Manual Peak Response = 4009359 M6

M6 = Misassignment of peak valley by automated integration (poor split of 2 peaks).

Manual Integration Report

Data Path : I:\VOLATILES\VOA105\2022\2Q
Data File : V05220208N11.d
Date Inj'd : 2/8/2022 8:13 pm
Sample : I8260STD80

Method : V105_220208N_8260.m
Operator : VOA105:PD
Instrument : VOA 105
Quant Date : 2/9/2022 11:36 am

Compound #91: 1,2,3-Trichloropropane

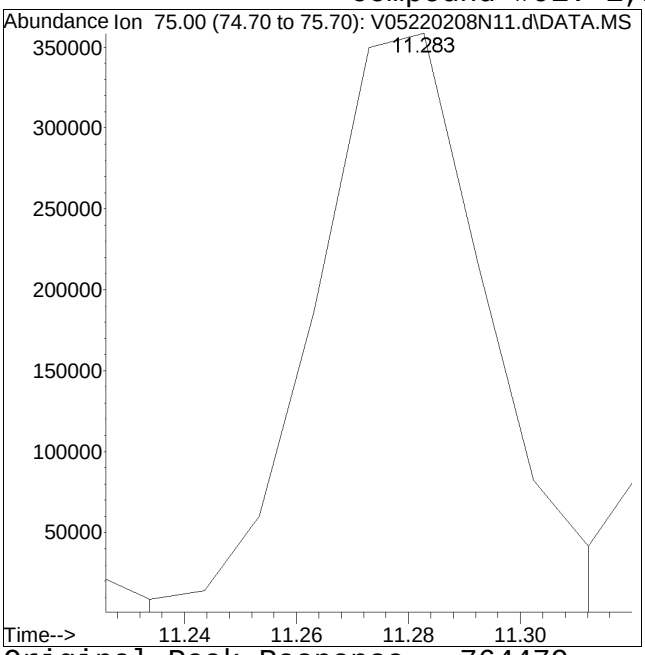

Original Peak Response = 764479

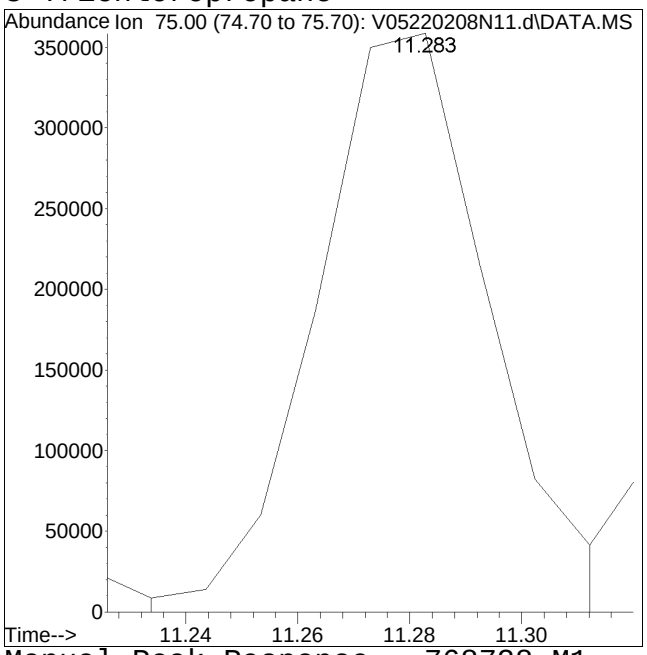

Manual Peak Response = 768728 M1

M1 = Split or tailing peak, auto integration stopped early resulting in false low area count.

Quantitation Report (QT Reviewed)

Data Path : I:\VOLATILES\VOA105\2022\220208N-ICAL\
Data File : V05220208N12.d
Acq On : 8 Feb 2022 8:36 pm
Operator : VOA105:PD
Sample : I8260STD120
Misc : WG1603077,ICAL
ALS Vial : 12 Sample Multiplier: 1

Quant Time: Feb 09 11:36:22 2022
Quant Method : I:\VOLATILES\VOA105\2022\220208N-ICAL\V105_220208N_8260.m
Quant Title : VOLATILES BY GC/MS
QLast Update : Wed Feb 09 11:34:23 2022
Response via : Initial Calibration

CCAL FILE(s) : 1 - I:\VOLATILES\VOA105\2022\220208N-ICAL\V05220208N09.d
Sub List : 8260-Curve - Megamix plus Diox

Compound	R.T.	QIon	Response	Conc	Units	Dev(Min)
Internal Standards						
1) Fluorobenzene	5.860	96	615348	10.000	ug/L	0.00
Standard Area 1 = 530622			Recovery = 115.97%			
59) Chlorobenzene-d5	9.373	117	456897	10.000	ug/L	0.00
Standard Area 1 = 398296			Recovery = 114.71%			
79) 1,4-Dichlorobenzene-d4	12.106	152	249686	10.000	ug/L	0.00
Standard Area 1 = 226852			Recovery = 110.07%			
System Monitoring Compounds						
36) Dibromofluoromethane	5.068	113	155804	9.720	ug/L	0.00
Spiked Amount 10.000	Range 70 - 130		Recovery = 97.20%			
43) 1,2-Dichloroethane-d4	5.587	65	203381	9.642	ug/L	0.00
Spiked Amount 10.000	Range 70 - 130		Recovery = 96.42%			
60) Toluene-d8	7.533	98	604321	10.129	ug/L	0.00
Spiked Amount 10.000	Range 70 - 130		Recovery = 101.29%			
83) 4-Bromofluorobenzene	10.881	95	226976	10.040	ug/L	0.00
Spiked Amount 10.000	Range 70 - 130		Recovery = 100.40%			
Target Compounds						Qvalue
2) Dichlorodifluoromethane	1.576	85	1719111	129.550	ug/L #	96
3) Chloromethane	1.762	50	2754959	119.231	ug/L	97
4) Vinyl chloride	1.840	62	2177963	130.043	ug/L	93
5) Bromomethane	2.134	94	1092653	132.346	ug/L	99
6) Chloroethane	2.251	64	1177291	117.594	ug/L	91
7) Trichlorofluoromethane	2.378	101	2573654	130.919	ug/L	100
8) Ethyl ether	2.662	74	635419	122.934	ug/L #	32
10) 1,1-Dichloroethene	2.848	96	1453649	126.907	ug/L #	69
11) Carbon disulfide	2.877	76	4272909	128.809	ug/L	100
12) Freon-113	2.887	101	1566882	129.006	ug/L	84
13) Iodomethane	2.995	142	2000971	121.988	ug/L	93
14) Acrolein	3.171	56	238314	128.496	ug/L	100
15) Methylene chloride	3.396	84	1661916	119.236	ug/L #	39
17) Acetone	3.445	43	355162	121.622	ug/L	96
18) trans-1,2-Dichloroethene	3.542	96	1672253	125.856	ug/L #	73
19) Methyl acetate	3.552	43	1032863	127.629	ug/L #	74
20) Methyl tert-butyl ether	3.630	73	3467819	129.741	ug/L #	77
21) tert-Butyl alcohol	3.738	59	356379	651.554	ug/L #	85
22) Diisopropyl ether	3.982	45	8025612	130.634	ug/L #	84
23) 1,1-Dichloroethane	4.119	63	3831275	124.887	ug/L	94
24) Halothane	4.168	117	1308314	130.185	ug/L	99

Data Path : I:\VOLATILES\VOA105\2022\220208N-ICAL\
Data File : V05220208N12.d
Acq On : 8 Feb 2022 8:36 pm
Operator : VOA105:PD
Sample : I8260STD120
Misc : WG1603077,ICAL
ALS Vial : 12 Sample Multiplier: 1

Quant Time: Feb 09 11:36:22 2022
Quant Method : I:\VOLATILES\VOA105\2022\220208N-ICAL\V105_220208N_8260.m
Quant Title : VOLATILES BY GC/MS
QLast Update : Wed Feb 09 11:34:23 2022
Response via : Initial Calibration

CCAL FILE(s) : 1 - I:\VOLATILES\VOA105\2022\220208N-ICAL\V05220208N09.d
Sub List : 8260-Curve - Megamix plus Diox

Compound	R.T.	QIon	Response	Conc	Units		Dev(Min)
25) Acrylonitrile	4.178	53	552499	134.717	ug/L	#	86
26) Ethyl tert-butyl ether	4.325	59	5948278	132.161	ug/L	#	78
27) Vinyl acetate	4.344	43	4257297	136.414	ug/L	#	90
28) cis-1,2-Dichloroethene	4.628	96	1863239	122.772	ug/L	#	75
29) 2,2-Dichloropropane	4.726	77	2709293	136.516	ug/L	#	82
30) Bromochloromethane	4.824	128	806079	122.810	ug/L	#	47
31) Cyclohexane	4.804	56	4708638	134.607	ug/L	#	55
32) Chloroform	4.892	83	3197113	124.194	ug/L	#	93
33) Ethyl acetate	4.990	43	1499099	132.987	ug/L	#	89
34) Carbon tetrachloride	5.009	117	2752866	141.456	ug/L		99
35) Tetrahydrofuran	5.039	42	433589M6	122.694	ug/L		
37) 1,1,1-Trichloroethane	5.078	97	2959294	133.542	ug/L		93
39) 2-Butanone	5.186	43	634779	131.366	ug/L	#	55
40) 1,1-Dichloropropene	5.195	75	2544391	134.728	ug/L		99
41) Benzene	5.440	78	7012761	127.928	ug/L	#	84
42) tert-Amyl methyl ether	5.547	73	3721973	134.755	ug/L		89
44) 1,2-Dichloroethane	5.655	62	2639202	122.614	ug/L		97
47) Methyl cyclohexane	6.007	83	3273684	132.343	ug/L	#	41
48) Trichloroethene	6.036	95	1875468	118.955	ug/L		97
50) Dibromomethane	6.477	93	922855	127.370	ug/L		96
51) 1,2-Dichloropropane	6.574	63	2213090	128.718	ug/L	#	85
53) 2-Chloroethyl vinyl ether	7.269	63	851814	132.759	ug/L	#	81
54) Bromodichloromethane	6.653	83	2452007	132.995	ug/L		100
57) 1,4-Dioxane	6.858	88	64234	1131.882	ug/L	#	55
58) cis-1,3-Dichloropropene	7.337	75	2823026	122.526	ug/L	#	83
61) Toluene	7.592	92	4468977	130.044	ug/L		100
62) 4-Methyl-2-pentanone	8.032	58	521141	136.184	ug/L	#	85
63) Tetrachloroethene	8.032	166	2045858	133.974	ug/L		94
65) trans-1,3-Dichloropropene	8.081	75	2394452	118.687	ug/L	#	81
67) Ethyl methacrylate	8.266	69	1569605	133.828	ug/L		91
68) 1,1,2-Trichloroethane	8.266	83	1048639	128.441	ug/L		98
69) Chlorodibromomethane	8.472	129	1706955	138.107	ug/L		99
70) 1,3-Dichloropropane	8.589	76	2531302	130.626	ug/L		99
71) 1,2-Dibromoethane	8.746	107	1386759	121.146	ug/L		100
72) 2-Hexanone	9.030	43	947090	138.291	ug/L		95
73) Chlorobenzene	9.392	112	4795025	125.468	ug/L		95
74) Ethylbenzene	9.422	91	8790399	128.914	ug/L		96
75) 1,1,1,2-Tetrachloroethane	9.480	131	1803541	136.602	ug/L		99
76) p/m Xylene	9.608	106	6661347	262.137	ug/L		90
77) o Xylene	10.156	106	6284280	258.964	ug/L		90

Quantitation Report (QT Reviewed)

Data Path : I:\VOLATILES\VOA105\2022\220208N-ICAL\
Data File : V05220208N12.d
Acq On : 8 Feb 2022 8:36 pm
Operator : VOA105:PD
Sample : I8260STD120
Misc : WG1603077,ICAL
ALS Vial : 12 Sample Multiplier: 1

Quant Time: Feb 09 11:36:22 2022
Quant Method : I:\VOLATILES\VOA105\2022\220208N-ICAL\V105_220208N_8260.m
Quant Title : VOLATILES BY GC/MS
QLast Update : Wed Feb 09 11:34:23 2022
Response via : Initial Calibration

CCAL FILE(s) : 1 - I:\VOLATILES\VOA105\2022\220208N-ICAL\V05220208N09.d
Sub List : 8260-Curve - Megamix plus Diox

	Compound	R.T.	QIon	Response	Conc	Units		Dev(Min)
78)	Styrene	10.235	104	10392648	262.038	ug/L		95
80)	Bromoform	10.264	173	970655	122.112	ug/L		97
82)	Isopropylbenzene	10.548	105	9141172	131.322	ug/L		98
84)	Bromobenzene	10.999	156	1985435	128.094	ug/L		99
85)	n-Propylbenzene	11.038	91	10593146	132.801	ug/L		97
86)	1,4-Dichlorobutane	11.067	55	3138479	129.357	ug/L	#	89
87)	1,1,2,2-Tetrachloroethane	11.146	83	1378378	127.411	ug/L		99
88)	4-Ethyltoluene	11.165	105	8779601	132.285	ug/L		99
89)	2-Chlorotoluene	11.205	91	6200949M6	127.769	ug/L		
90)	1,3,5-Trimethylbenzene	11.263	105	7588415	130.731	ug/L		97
91)	1,2,3-Trichloropropane	11.283	75	1206054M1	126.863	ug/L		
92)	trans-1,4-Dichloro-2-b...	11.332	53	557011	133.817	ug/L	#	91
93)	4-Chlorotoluene	11.401	91	6443945	127.464	ug/L		97
94)	tert-Butylbenzene	11.606	119	6589008	131.963	ug/L		93
97)	1,2,4-Trimethylbenzene	11.685	105	7384648	130.478	ug/L		97
98)	sec-Butylbenzene	11.802	105	9462378	132.978	ug/L		99
99)	p-Isopropyltoluene	11.959	119	8219322	133.956	ug/L		98
100)	1,3-Dichlorobenzene	12.027	146	3881537	128.281	ug/L		99
101)	1,4-Dichlorobenzene	12.125	146	3880572	126.623	ug/L		98
102)	p-Diethylbenzene	12.331	119	4755464	136.835	ug/L		100
103)	n-Butylbenzene	12.390	91	6909647	136.832	ug/L		99
104)	1,2-Dichlorobenzene	12.547	146	3445897	126.288	ug/L		99
105)	1,2,4,5-Tetramethylben...	13.125	119	6746047	132.887	ug/L		97
106)	1,2-Dibromo-3-chloropr...	13.330	155	210977	120.295	ug/L		98
107)	1,3,5-Trichlorobenzene	13.360	180	2465906	127.940	ug/L		99
108)	Hexachlorobutadiene	13.928	225	1035872	132.836	ug/L		99
109)	1,2,4-Trichlorobenzene	13.957	180	2061490	130.637	ug/L		98
110)	Naphthalene	14.251	128	3987265	132.409	ug/L		100
111)	1,2,3-Trichlorobenzene	14.418	180	1661693	126.922	ug/L		99

(#) = qualifier out of range (m) = manual integration (+) = signals summed

Quantitation Report (QT Reviewed)

Data Path : I:\VOLATILES\VOA105\2022\220208N-ICAL\
Data File : V05220208N12.d
Acq On : 8 Feb 2022 8:36 pm
Operator : VOA105:PD
Sample : I8260STD120
Misc : WG1603077,ICAL
ALS Vial : 12 Sample Multiplier: 1

Quant Time: Feb 09 11:36:22 2022
Quant Method : I:\VOLATILES\VOA105\2022\220208N-ICAL\V105_220208N_8260.m
Quant Title : VOLATILES BY GC/MS
QLast Update : Wed Feb 09 11:34:23 2022
Response via : Initial Calibration

Sub List : 8260-Curve - Megamix plus Diox20208N-ICAL\V05220208N09.d•

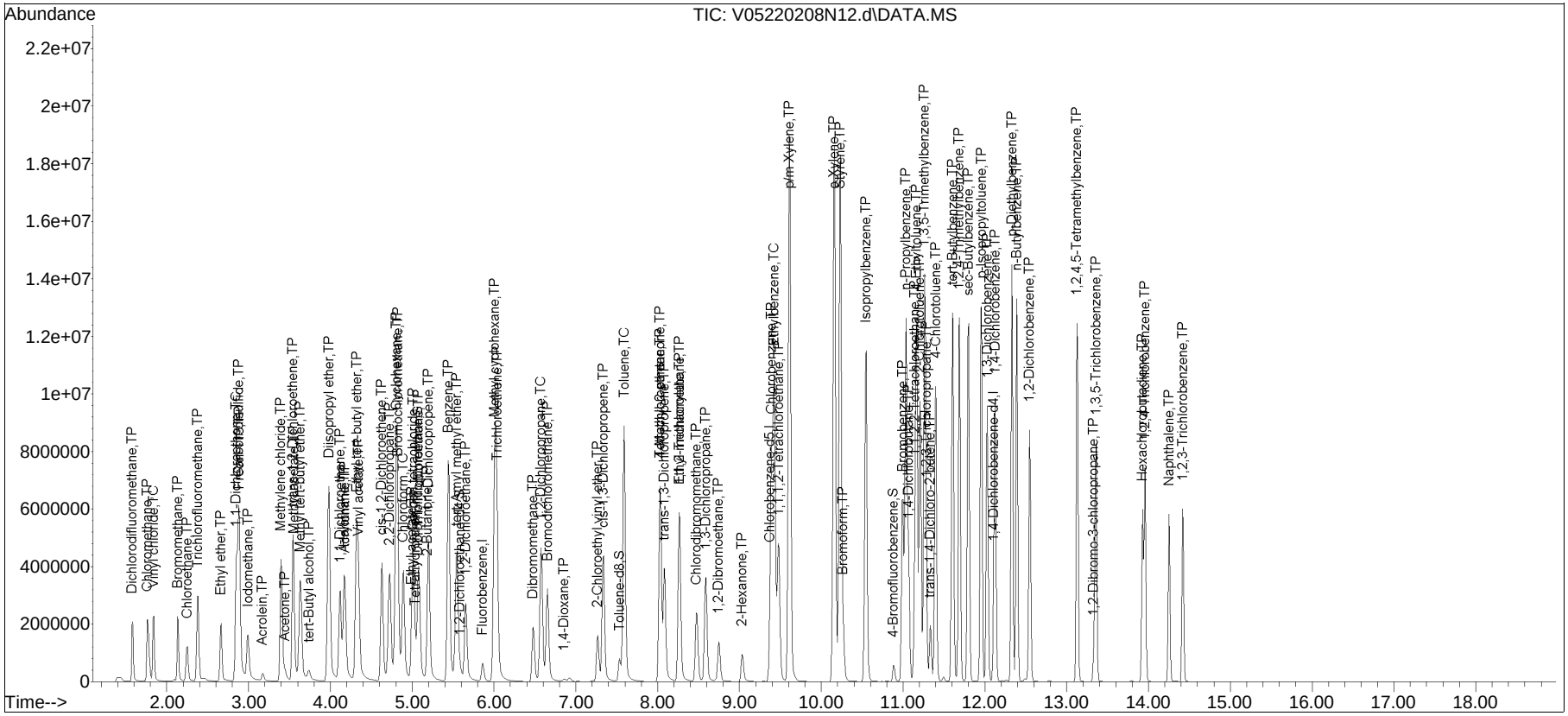

Manual Integration Report

Data Path : I:\VOLATILES\VOA105\2022\2QMethod : V105_220208N_8260.m
Data File : V05220208N12.d Operator : VOA105:PD
Date Inj'd : 2/8/2022 8:36 pm Instrument : VOA 105
Sample : I8260STD120 Quant Date : 2/9/2022 11:36 am

Compound #35: Tetrahydrofuran

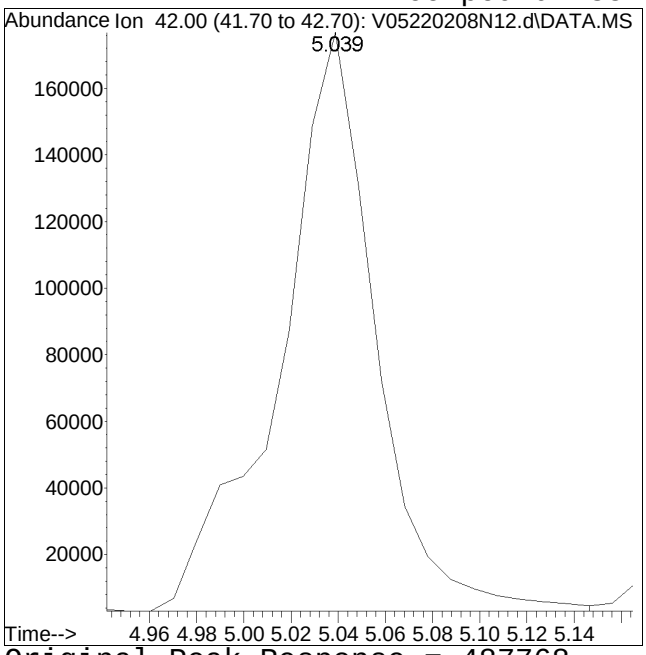

Original Peak Response = 487768

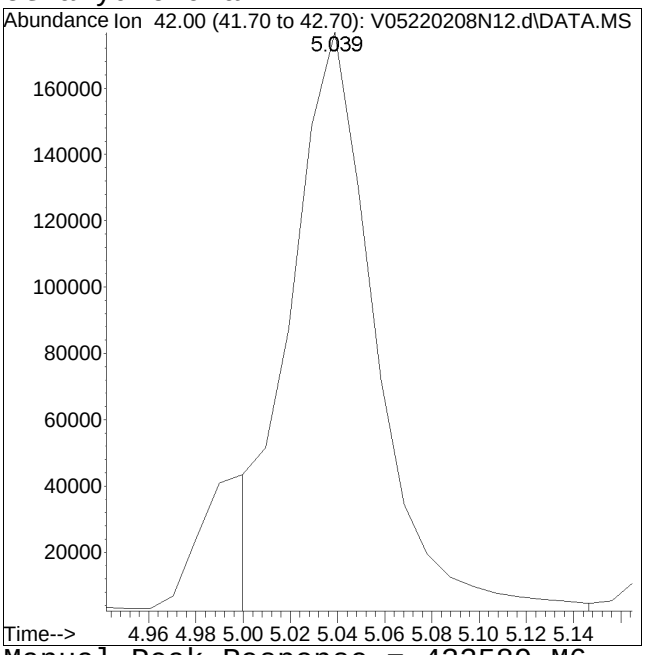

Manual Peak Response = 433589 M6

M6 = Misassignment of peak valley by automated integration (poor split of 2 peaks).

Manual Integration Report

Data Path : I:\VOLATILES\VOA105\2022\2QMethod : V105_220208N_8260.m
Data File : V05220208N12.d Operator : VOA105:PD
Date Inj'd : 2/8/2022 8:36 pm Instrument : VOA 105
Sample : I8260STD120 Quant Date : 2/9/2022 11:36 am

Compound #89: 2-Chlorotoluene

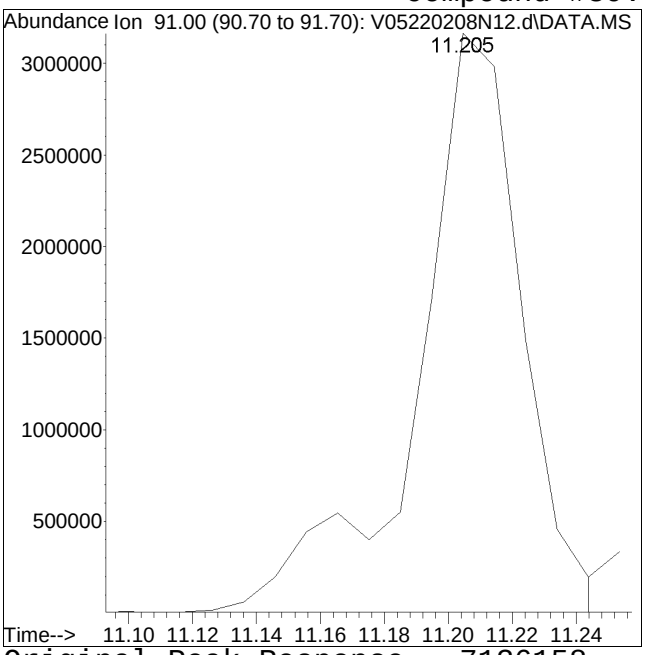

Original Peak Response = 7136158

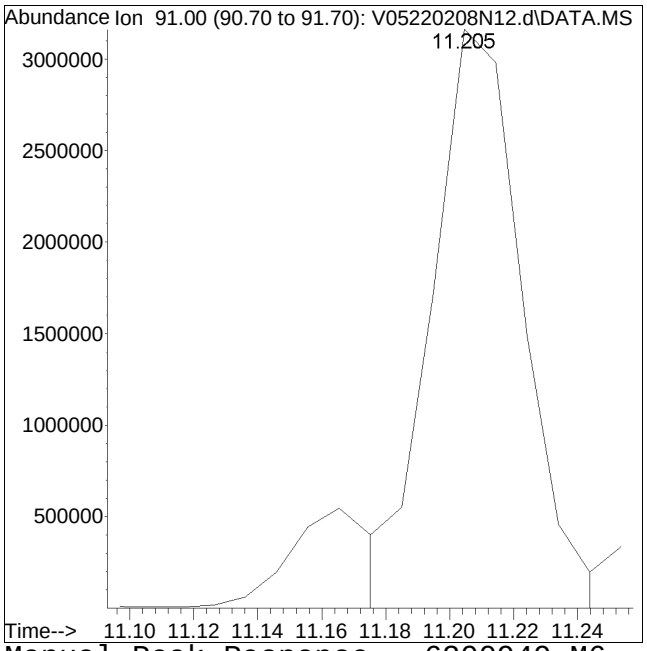

Manual Peak Response = 6200949 M6

M6 = Misassignment of peak valley by automated integration (poor split of 2 peaks).

Manual Integration Report

Data Path : I:\VOLATILES\VOA105\2022\2Q
Data File : V05220208N12.d
Date Inj'd : 2/8/2022 8:36 pm
Sample : I8260STD120

Method : V105_220208N_8260.m
Operator : VOA105:PD
Instrument : VOA 105
Quant Date : 2/9/2022 11:36 am

Compound #91: 1,2,3-Trichloropropane

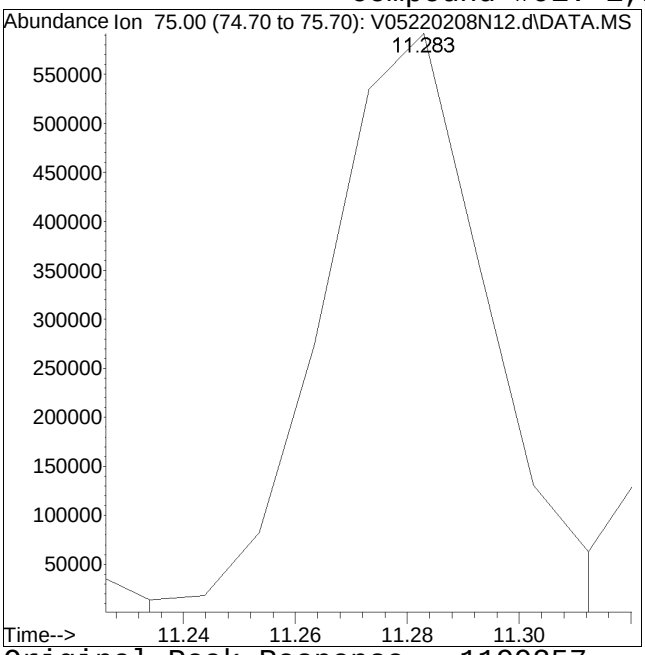

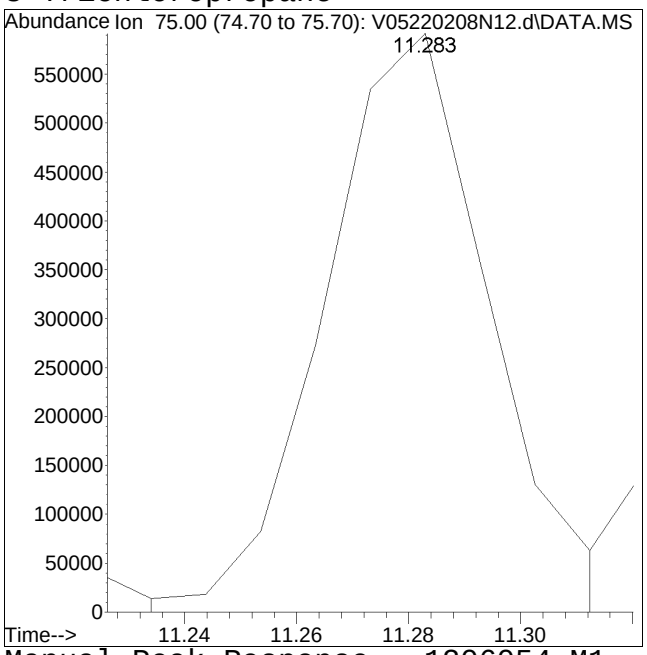

Original Peak Response = 1199257 Manual Peak Response = 1206054 M1

M1 = Split or tailing peak, auto integration stopped early resulting in false low area count.

Quantitation Report (QT Reviewed)

Data Path : I:\VOLATILES\VOA105\2022\220208N-ICAL\
Data File : V05220208N13.d
Acq On : 8 Feb 2022 8:59 pm
Operator : VOA105:PD
Sample : I8260STD200
Misc : WG1603077,ICAL
ALS Vial : 13 Sample Multiplier: 1

Quant Time: Feb 09 11:36:30 2022
Quant Method : I:\VOLATILES\VOA105\2022\220208N-ICAL\V105_220208N_8260.m
Quant Title : VOLATILES BY GC/MS
QLast Update : Wed Feb 09 11:34:23 2022
Response via : Initial Calibration

CCAL FILE(s) : 1 - I:\VOLATILES\VOA105\2022\220208N-ICAL\V05220208N09.d
Sub List : 8260-Curve - Megamix plus Diox

Compound	R.T.	QIon	Response	Conc	Units	Dev(Min)
Internal Standards						
1) Fluorobenzene	5.860	96	647671	10.000	ug/L	0.00
Standard Area 1 = 530622			Recovery = 122.06%			
59) Chlorobenzene-d5	9.373	117	486534	10.000	ug/L	0.00
Standard Area 1 = 398296			Recovery = 122.15%			
79) 1,4-Dichlorobenzene-d4	12.106	152	259594	10.000	ug/L	0.00
Standard Area 1 = 226852			Recovery = 114.43%			
System Monitoring Compounds						
36) Dibromofluoromethane	5.068	113	161189	9.554	ug/L	0.00
Spiked Amount 10.000	Range 70 - 130		Recovery = 95.54%			
43) 1,2-Dichloroethane-d4	5.586	65	213480	9.616	ug/L	0.00
Spiked Amount 10.000	Range 70 - 130		Recovery = 96.16%			
60) Toluene-d8	7.533	98	628274	9.889	ug/L	0.00
Spiked Amount 10.000	Range 70 - 130		Recovery = 98.89%			
83) 4-Bromofluorobenzene	10.881	95	239672	10.197	ug/L	0.00
Spiked Amount 10.000	Range 70 - 130		Recovery = 101.97%			
Target Compounds						Qvalue
2) Dichlorodifluoromethane	1.576	85	2846291	203.789	ug/L #	97
3) Chloromethane	1.762	50	4714111	193.838	ug/L	97
4) Vinyl chloride	1.831	62	3696248	209.683	ug/L	92
5) Bromomethane	2.134	94	1936443	222.844	ug/L	99
6) Chloroethane	2.241	64	1966434	186.616	ug/L	92
7) Trichlorofluoromethane	2.378	101	4351384	210.304	ug/L	100
8) Ethyl ether	2.662	74	1093884	201.072	ug/L #	35
10) 1,1-Dichloroethene	2.848	96	2503995	207.695	ug/L #	70
11) Carbon disulfide	2.877	76	7442557	213.162	ug/L	100
12) Freon-113	2.877	101	2665310	208.492	ug/L	81
13) Iodomethane	2.985	142	3387239	195.558	ug/L	93
14) Acrolein	3.171	56	421023	215.682	ug/L	99
15) Methylene chloride	3.396	84	2869310	195.588	ug/L #	41
17) Acetone	3.444	43	636178	206.981	ug/L	97
18) trans-1,2-Dichloroethene	3.542	96	2873657	205.482	ug/L	74
19) Methyl acetate	3.552	43	1779715	208.941	ug/L #	75
20) Methyl tert-butyl ether	3.630	73	6034898	214.515	ug/L #	79
21) tert-Butyl alcohol	3.738	59	659970	1146.380	ug/L	87
22) Diisopropyl ether	3.982	45	13494813	208.695	ug/L #	85
23) 1,1-Dichloroethane	4.119	63	6551525	202.900	ug/L	94
24) Halothane	4.168	117	2254145	213.107	ug/L	100

Quantitation Report (QT Reviewed)

Data Path : I:\VOLATILES\VOA105\2022\220208N-ICAL\
Data File : V05220208N13.d
Acq On : 8 Feb 2022 8:59 pm
Operator : VOA105:PD
Sample : I8260STD200
Misc : WG1603077,ICAL
ALS Vial : 13 Sample Multiplier: 1

Quant Time: Feb 09 11:36:30 2022
Quant Method : I:\VOLATILES\VOA105\2022\220208N-ICAL\V105_220208N_8260.m
Quant Title : VOLATILES BY GC/MS
QLast Update : Wed Feb 09 11:34:23 2022
Response via : Initial Calibration

CCAL FILE(s) : 1 - I:\VOLATILES\VOA105\2022\220208N-ICAL\V05220208N09.d
Sub List : 8260-Curve - Megamix plus Diox

Compound	R.T.	QIon	Response	Conc	Units		Dev(Min)
25) Acrylonitrile	4.178	53	963047	223.102	ug/L	#	85
26) Ethyl tert-butyl ether	4.325	59	10216771	215.672	ug/L	#	78
27) Vinyl acetate	4.344	43	7274737	221.466	ug/L	#	90
28) cis-1,2-Dichloroethene	4.628	96	3219400	201.544	ug/L	#	75
29) 2,2-Dichloropropane	4.726	77	4706945	225.338	ug/L		83
30) Bromochloromethane	4.824	128	1355823	196.257	ug/L	#	49
31) Cyclohexane	4.804	56	7871943	213.806	ug/L	#	56
32) Chloroform	4.892	83	5528956	204.056	ug/L	#	93
33) Ethyl acetate	4.990	43	2576697	217.174	ug/L	#	89
34) Carbon tetrachloride	5.009	117	4763001	232.532	ug/L		98
35) Tetrahydrofuran	5.039	42	732194M6	196.850	ug/L		
37) 1,1,1-Trichloroethane	5.078	97	5084259	217.984	ug/L		93
39) 2-Butanone	5.176	43	1091964	214.702	ug/L	#	55
40) 1,1-Dichloropropene	5.195	75	4354938	219.091	ug/L		99
41) Benzene	5.440	78	11979275	207.621	ug/L	#	84
42) tert-Amyl methyl ether	5.547	73	6469989	222.557	ug/L		91
44) 1,2-Dichloroethane	5.655	62	4515290	199.306	ug/L		97
47) Methyl cyclohexane	6.007	83	5558418	213.493	ug/L	#	43
48) Trichloroethene	6.036	95	3231743	194.750	ug/L		97
50) Dibromomethane	6.477	93	1609772	211.088	ug/L		96
51) 1,2-Dichloropropane	6.574	63	3797494	209.848	ug/L	#	85
53) 2-Chloroethyl vinyl ether	7.269	63	1326333	196.399	ug/L	#	82
54) Bromodichloromethane	6.653	83	4255126	219.277	ug/L		100
57) 1,4-Dioxane	6.868	88	121378	2032.088	ug/L	#	56
58) cis-1,3-Dichloropropene	7.337	75	4873794	200.741	ug/L	#	83
61) Toluene	7.592	92	7757943	211.999	ug/L		98
62) 4-Methyl-2-pentanone	8.032	58	893294	219.215	ug/L	#	87
63) Tetrachloroethene	8.032	166	3514703	216.141	ug/L		94
65) trans-1,3-Dichloropropene	8.081	75	4224836	180.999	ug/L		82
67) Ethyl methacrylate	8.266	69	2712631	217.197	ug/L		90
68) 1,1,2-Trichloroethane	8.266	83	1814804	208.743	ug/L		97
69) Chlorodibromomethane	8.482	129	3004938	228.315	ug/L		98
70) 1,3-Dichloropropane	8.589	76	4390054	212.746	ug/L		99
71) 1,2-Dibromoethane	8.746	107	2410375	197.580	ug/L		99
72) 2-Hexanone	9.030	43	1638551	224.681	ug/L		96
73) Chlorobenzene	9.392	112	8397813	206.353	ug/L		95
74) Ethylbenzene	9.422	91	15044311	207.191	ug/L		95
75) 1,1,1,2-Tetrachloroethane	9.480	131	3150439	224.081	ug/L		99
76) p/m Xylene	9.618	106	11499548	424.964	ug/L		77
77) o Xylene	10.166	106	10850208	419.881	ug/L		78

Quantitation Report (QT Reviewed)

Data Path : I:\VOLATILES\VOA105\2022\220208N-ICAL\
Data File : V05220208N13.d
Acq On : 8 Feb 2022 8:59 pm
Operator : VOA105:PD
Sample : I8260STD200
Misc : WG1603077,ICAL
ALS Vial : 13 Sample Multiplier: 1

Quant Time: Feb 09 11:36:30 2022
Quant Method : I:\VOLATILES\VOA105\2022\220208N-ICAL\V105_220208N_8260.m
Quant Title : VOLATILES BY GC/MS
QLast Update : Wed Feb 09 11:34:23 2022
Response via : Initial Calibration

CCAL FILE(s) : 1 - I:\VOLATILES\VOA105\2022\220208N-ICAL\V05220208N09.d
Sub List : 8260-Curve - Megamix plus Diox

	Compound	R.T.	QIon	Response	Conc	Units		Dev(Min)
78)	Styrene	10.235	104	17425328	412.595	ug/L		98
80)	Bromoform	10.264	173	1732320	198.451	ug/L		96
82)	Isopropylbenzene	10.548	105	15403432	212.839	ug/L		96
84)	Bromobenzene	10.999	156	3486632	216.360	ug/L		100
85)	n-Propylbenzene	11.038	91	16815736	202.764	ug/L		93
86)	1,4-Dichlorobutane	11.067	55	5345457	211.912	ug/L	#	89
87)	1,1,2,2-Tetrachloroethane	11.146	83	2393269	212.779	ug/L		99
88)	4-Ethyltoluene	11.165	105	14631271	212.039	ug/L		97
89)	2-Chlorotoluene	11.214	91	10724867M6	212.549	ug/L		
90)	1,3,5-Trimethylbenzene	11.263	105	12635105	209.365	ug/L		96
91)	1,2,3-Trichloropropane	11.283	75	2053634M1	207.774	ug/L		
92)	trans-1,4-Dichloro-2-b...	11.332	53	981930	226.896	ug/L	#	90
93)	4-Chlorotoluene	11.400	91	11031539	209.880	ug/L		96
94)	tert-Butylbenzene	11.606	119	11193347	215.621	ug/L		91
97)	1,2,4-Trimethylbenzene	11.694	105	12417273	211.025	ug/L		96
98)	sec-Butylbenzene	11.802	105	15422706	208.468	ug/L		97
99)	p-Isopropyltoluene	11.959	119	13579218	212.863	ug/L		98
100)	1,3-Dichlorobenzene	12.027	146	6688166	212.601	ug/L		99
101)	1,4-Dichlorobenzene	12.125	146	6649354	208.687	ug/L		98
102)	p-Diethylbenzene	12.331	119	8119895	224.727	ug/L		99
103)	n-Butylbenzene	12.390	91	11578650	220.541	ug/L		98
104)	1,2-Dichlorobenzene	12.547	146	5936191	209.251	ug/L		99
105)	1,2,4,5-Tetramethylben...	13.134	119	11321454	214.504	ug/L		96
106)	1,2-Dibromo-3-chloropr...	13.330	155	372194	203.841	ug/L		95
107)	1,3,5-Trichlorobenzene	13.360	180	4205744	209.881	ug/L		99
108)	Hexachlorobutadiene	13.928	225	1777377	219.225	ug/L		99
109)	1,2,4-Trichlorobenzene	13.957	180	3551573	216.473	ug/L		98
110)	Naphthalene	14.251	128	6822535	217.916	ug/L		100
111)	1,2,3-Trichlorobenzene	14.418	180	2856495	209.855	ug/L		99

(#) = qualifier out of range (m) = manual integration (+) = signals summed

Quantitation Report (QT Reviewed)

Data Path : I:\VOLATILES\VOA105\2022\220208N-ICAL\
Data File : V05220208N13.d
Acq On : 8 Feb 2022 8:59 pm
Operator : VOA105:PD
Sample : I8260STD200
Misc : WG1603077,ICAL
ALS Vial : 13 Sample Multiplier: 1

Quant Time: Feb 09 11:36:30 2022
Quant Method : I:\VOLATILES\VOA105\2022\220208N-ICAL\V105_220208N_8260.m
Quant Title : VOLATILES BY GC/MS
QLast Update : Wed Feb 09 11:34:23 2022
Response via : Initial Calibration

Sub List : 8260-Curve - Megamix plus Diox20208N-ICAL\V05220208N09.d•

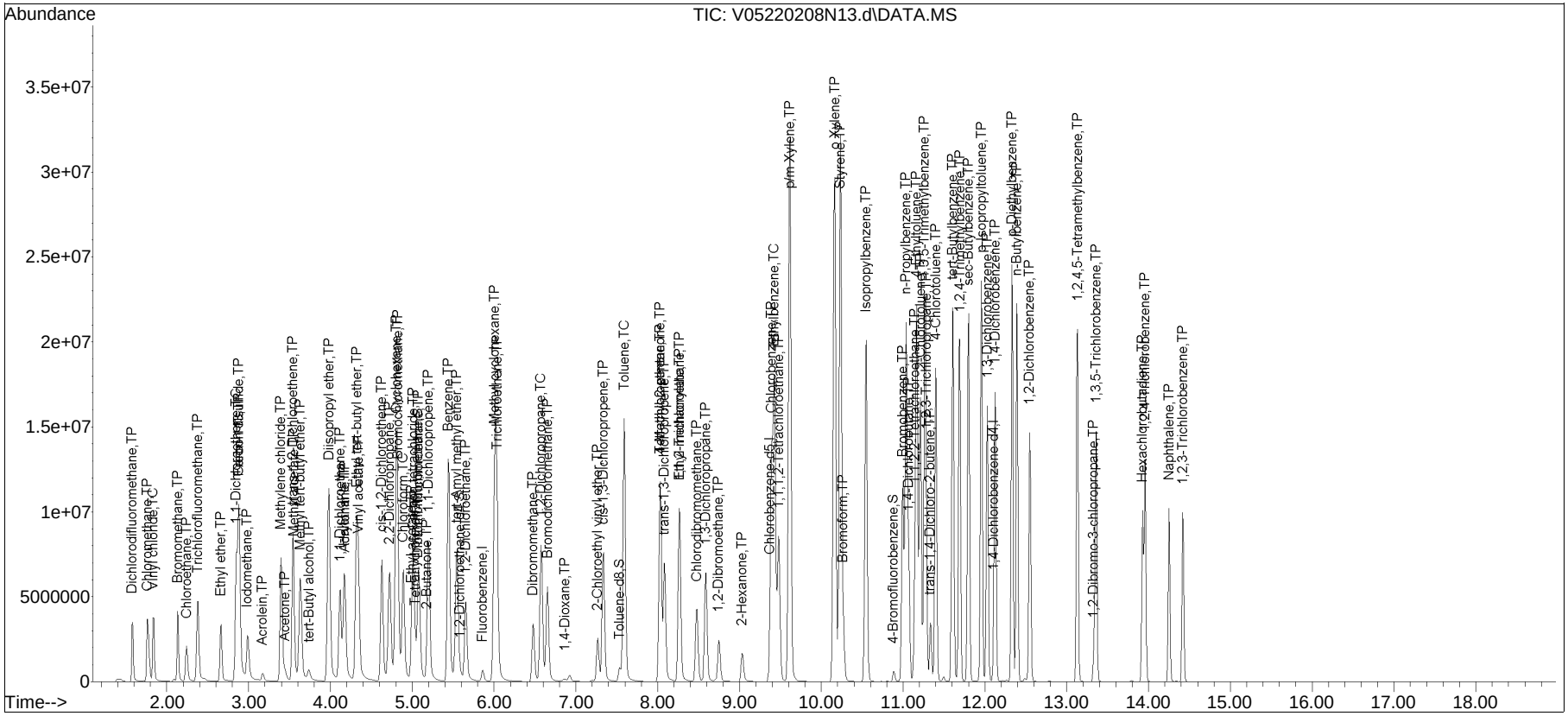

Manual Integration Report

Data Path : I:\VOLATILES\VOA105\2022\2QMethod : V105_220208N_8260.m
Data File : V05220208N13.d Operator : VOA105:PD
Date Inj'd : 2/8/2022 8:59 pm Instrument : VOA 105
Sample : I8260STD200 Quant Date : 2/9/2022 11:36 am

Compound #35: Tetrahydrofuran

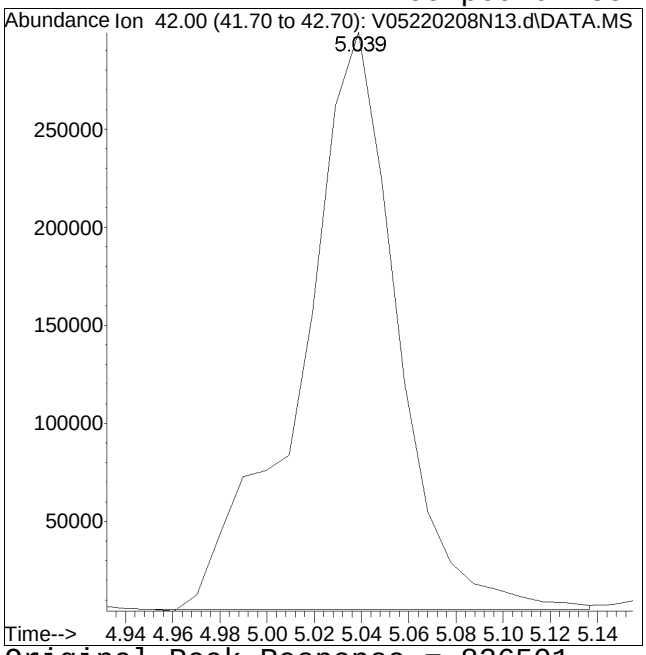

Original Peak Response = 826501

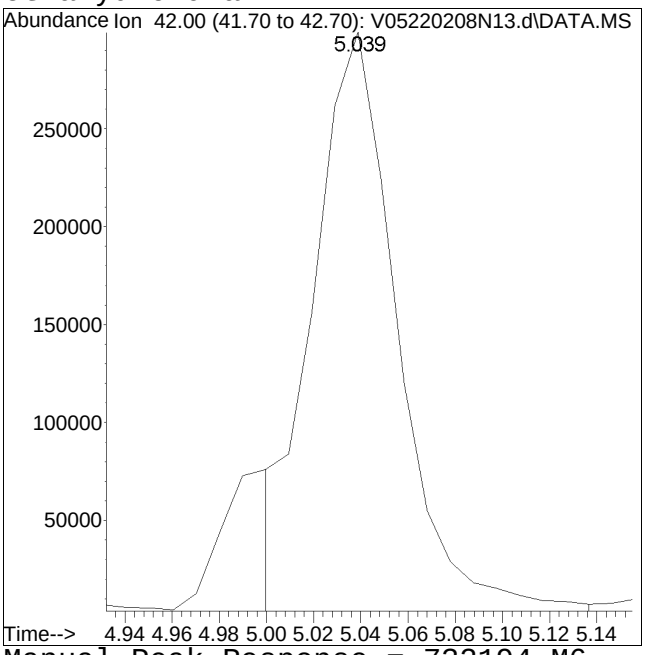

Manual Peak Response = 732194 M6

M6 = Misassignment of peak valley by automated integration (poor split of 2 peaks).

Manual Integration Report

Data Path : I:\VOLATILES\VOA105\2022\2QMethod : V105_220208N_8260.m
Data File : V05220208N13.d Operator : VOA105:PD
Date Inj'd : 2/8/2022 8:59 pm Instrument : VOA 105
Sample : I8260STD200 Quant Date : 2/9/2022 11:36 am

Compound #89: 2-Chlorotoluene

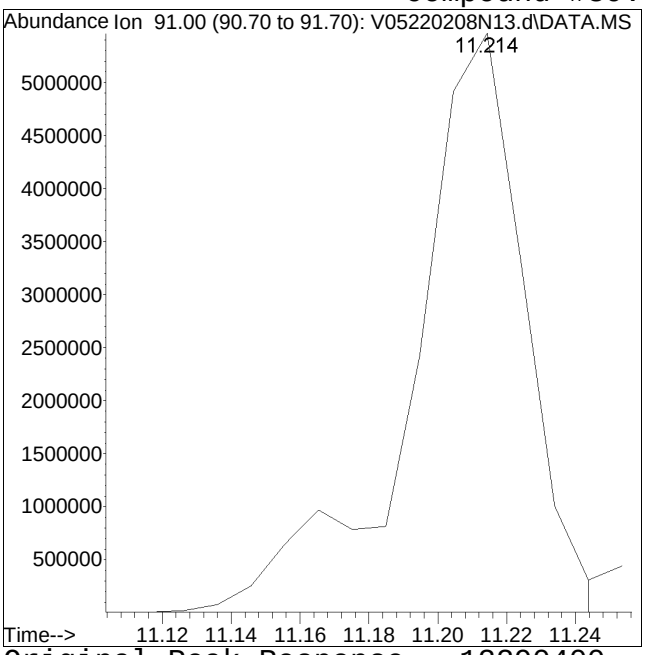

Original Peak Response = 12290400

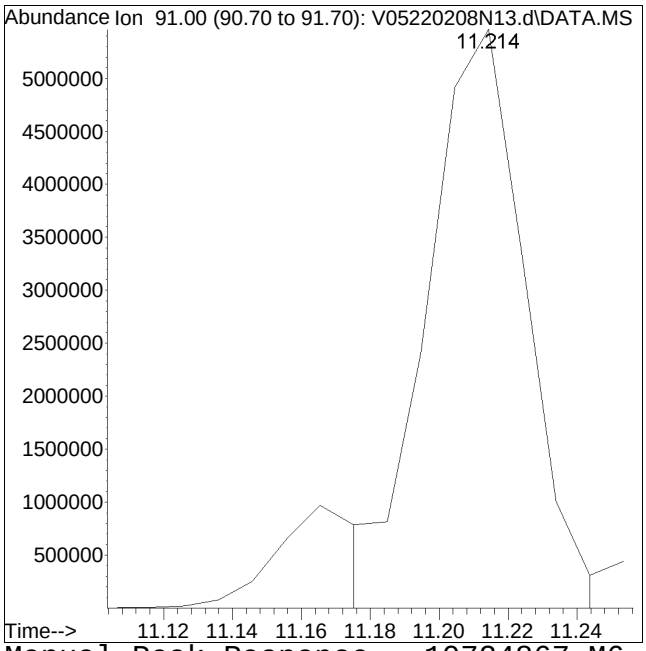

Manual Peak Response = 10724867 M6

M6 = Misassignment of peak valley by automated integration (poor split of 2 peaks).

Manual Integration Report

Data Path : I:\VOLATILES\VOA105\2022\2QMethod : V105_220208N_8260.m
Data File : V05220208N13.d Operator : VOA105:PD
Date Inj'd : 2/8/2022 8:59 pm Instrument : VOA 105
Sample : I8260STD200 Quant Date : 2/9/2022 11:36 am

Compound #91: 1,2,3-Trichloropropane

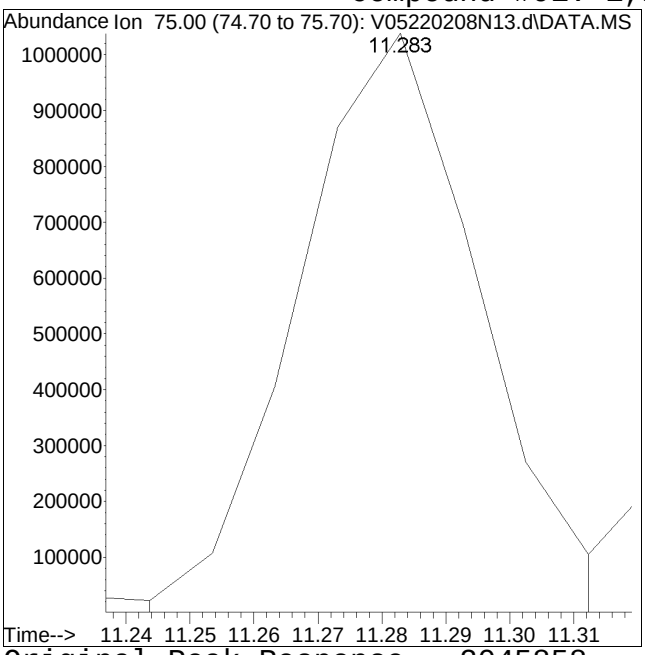

Original Peak Response = 2045858

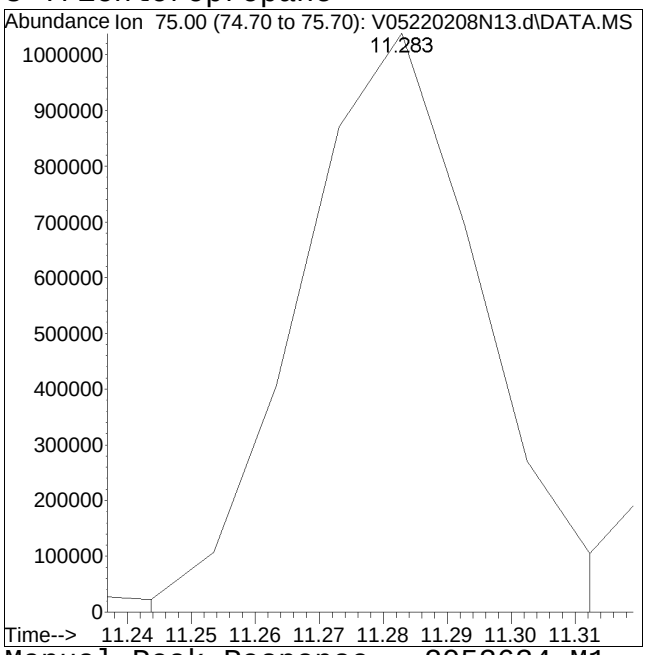

Manual Peak Response = 2053634 M1

M1 = Split or tailing peak, auto integration stopped early resulting in false low area count.

Evaluate Continuing Calibration Report

Data Path : I:\VOLATILES\VOA105\2022\220208N-ICAL\
Data File : V05220208N18.d
Acq On : 8 Feb 2022 10:54 pm
Operator : VOA105:PD
Sample : C8260STD10
Misc : WG1603077,ICAL
ALS Vial : 18 Sample Multiplier: 1

Quant Time: Feb 09 11:39:42 2022
Quant Method : I:\VOLATILES\VOA105\2022\220208N-ICAL\V105_220208N_8260.m
Quant Title : VOLATILES BY GC/MS
QLast Update : Wed Feb 09 11:34:23 2022
Response via : Initial Calibration

Min. RRF : 0.000 Min. Rel. Area : 50% Max. R.T. Dev 0.50min
Max. RRF Dev : 20% Max. Rel. Area : 200%

		Compound	AvgRF	CCRF	%Dev	Area%	Dev(min)
1	I	Fluorobenzene	1.000	1.000	0.0	110	0.00
2	TP	Dichlorodifluoromethane	0.216	0.339	-56.9#	186	0.00
3	TP	Chloromethane	0.375	0.568	-51.5#	170	0.00
4	TC	Vinyl chloride	0.272	0.385	-41.5#	160	0.00
5	TP	Bromomethane	0.134	0.162	-20.9#	163	0.00
6	TP	Chloroethane	0.163	0.193	-18.4	137	0.00
7	TP	Trichlorofluoromethane	0.319	0.394	-23.5#	149	0.00
8	TP	Ethyl ether	0.084	0.094	-11.9	130	0.00
10	TC	1,1-Dichloroethene	0.186	0.209	-12.4	126	0.00
11	TP	Carbon disulfide	0.539	0.651	-20.8#	144	0.00
12	TP	Freon-113	0.197	0.230	-16.8	136	0.00
13	TP	Iodomethane	* 10.000	5.726	42.7#	64	0.00
14	TP	Acrolein	0.030	0.028	6.7	118	0.01
15	TP	Methylene chloride	0.227	0.235	-3.5	119	0.00
17	TP	Acetone	0.047	0.041	12.8	108	0.00
18	TP	trans-1,2-Dichloroethene	0.216	0.236	-9.3	127	0.00
19	TP	Methyl acetate	0.132	0.124	6.1	113	0.00
20	TP	Methyl tert-butyl ether	0.434	0.436	-0.5	118	0.00
21	TP	tert-Butyl alcohol	0.00889	0.00949#	-6.7	118	0.00
22	TP	Diisopropyl ether	0.998	1.016	-1.8	119	0.00
23	TP	1,1-Dichloroethane	0.499	0.550	-10.2	124	0.00
24	TP	Halothane	0.163	0.177	-8.6	125	0.00
25	TP	Acrylonitrile	0.067	0.081	-20.9#	140	0.00
26	TP	Ethyl tert-butyl ether	0.731	0.730	0.1	121	0.00
27	TP	Vinyl acetate	0.507	0.477	5.9	119	0.00
28	TP	cis-1,2-Dichloroethene	0.247	0.254	-2.8	119	0.00
29	TP	2,2-Dichloropropane	0.323	0.309	4.3	113	0.00
30	TP	Bromochloromethane	0.107	0.113	-5.6	117	0.00
31	TP	Cyclohexane	0.568	0.624	-9.9	128	0.00
32	TC	Chloroform	0.418	0.451	-7.9	124	0.00
33	TP	Ethyl acetate	0.183	0.183	0.0	120	0.00
34	TP	Carbon tetrachloride	0.316	0.334	-5.7	127	0.00
35	TP	Tetrahydrofuran	0.057	0.057	0.0	118	0.00
36	S	Dibromofluoromethane	0.260	0.260	0.0	110	0.00
37	TP	1,1,1-Trichloroethane	0.360	0.411	-14.2	131	0.00
39	TP	2-Butanone	0.079	0.075	5.1	123	0.00
40	TP	1,1-Dichloropropene	0.307	0.341	-11.1	131	0.01
41	TP	Benzene	0.891	0.932	-4.6	121	0.00
42	TP	tert-Amyl methyl ether	0.449	0.432	3.8	116	0.00

Evaluate Continuing Calibration Report

Data Path : I:\VOLATILES\VOA105\2022\220208N-ICAL\
Data File : V05220208N18.d
Acq On : 8 Feb 2022 10:54 pm
Operator : VOA105:PD
Sample : C8260STD10
Misc : WG1603077,ICAL
ALS Vial : 18 Sample Multiplier: 1

Quant Time: Feb 09 11:39:42 2022
Quant Method : I:\VOLATILES\VOA105\2022\220208N-ICAL\V105_220208N_8260.m
Quant Title : VOLATILES BY GC/MS
QLast Update : Wed Feb 09 11:34:23 2022
Response via : Initial Calibration

Min. RRF : 0.000 Min. Rel. Area : 50% Max. R.T. Dev 0.50min
Max. RRF Dev : 20% Max. Rel. Area : 200%

		Compound	AvgRF	CCRF	%Dev	Area%	Dev(min)
43	S	1,2-Dichloroethane-d4	0.343	0.351	-2.3	107	0.00
44	TP	1,2-Dichloroethane	0.350	0.361	-3.1	119	0.00
47	TP	Methyl cyclohexane	0.402	0.412	-2.5	126	0.00
48	TP	Trichloroethene	0.256	0.248	3.1	125	0.00
50	TP	Dibromomethane	0.118	0.119	-0.8	117	0.00
51	TC	1,2-Dichloropropane	0.279	0.294	-5.4	120	0.00
53	TP	2-Chloroethyl vinyl ether	0.104	0.107	-2.9	110	0.00
54	TP	Bromodichloromethane	0.300	0.305	-1.7	120	0.00
57	TP	1,4-Dioxane	0.00092	0.00092#	0.0	112	0.00
58	TP	cis-1,3-Dichloropropene	* 10.000	8.975	10.3	122	0.00
59	I	Chlorobenzene-d5	1.000	1.000	0.0	109	0.00
60	S	Toluene-d8	1.306	1.317	-0.8	110	0.00
61	TC	Toluene	0.752	0.792	-5.3	121	0.00
62	TP	4-Methyl-2-pentanone	0.084	0.086	-2.4	122	0.00
63	TP	Tetrachloroethene	0.334	0.366	-9.6	128	0.00
65	TP	trans-1,3-Dichloropropene	* 10.000	9.221	7.8	120	0.00
67	TP	Ethyl methacrylate	0.257	0.273	-6.2	124	0.00
68	TP	1,1,2-Trichloroethane	0.179	0.192#	-7.3	120	0.00
69	TP	Chlorodibromomethane	0.271	0.274	-1.1	120	0.00
70	TP	1,3-Dichloropropane	0.424	0.446	-5.2	118	0.00
71	TP	1,2-Dibromoethane	* 10.000	9.722	2.8	119	0.00
72	TP	2-Hexanone	0.150	0.146	2.7	114	0.00
73	TP	Chlorobenzene	0.836	0.890	-6.5	123	0.00
74	TC	Ethylbenzene	1.492	1.595	-6.9	121	0.00
75	TP	1,1,1,2-Tetrachloroethane	0.289	0.293	-1.4	120	0.00
76	TP	p/m Xylene	0.556	0.605	-8.8	121	0.00
77	TP	o Xylene	0.531	0.583	-9.8	123	0.00
78	TP	Styrene	0.868	0.963	-10.9	122	-0.01
79	I	1,4-Dichlorobenzene-d4	1.000	1.000	0.0	105	0.00
80	TP	Bromoform	* 10.000	9.546	4.5	121	0.00
82	TP	Isopropylbenzene	2.788	2.993	-7.4	121	0.00
83	S	4-Bromofluorobenzene	0.905	0.907	-0.2	107	0.00
84	TP	Bromobenzene	0.621	0.648	-4.3	119	0.00
85	TP	n-Propylbenzene	3.195	3.523	-10.3	124	0.00
86	TP	1,4-Dichlorobutane	0.972	1.098	-13.0	129	0.00
87	TP	1,1,2,2-Tetrachloroethane	0.433	0.451	-4.2	120	0.00
88	TP	4-Ethyltoluene	2.658	3.008	-13.2	127	0.00

Evaluate Continuing Calibration Report

Data Path : I:\VOLATILES\VOA105\2022\220208N-ICAL\
Data File : V05220208N18.d
Acq On : 8 Feb 2022 10:54 pm
Operator : VOA105:PD
Sample : C8260STD10
Misc : WG1603077,ICAL
ALS Vial : 18 Sample Multiplier: 1

Quant Time: Feb 09 11:39:42 2022
Quant Method : I:\VOLATILES\VOA105\2022\220208N-ICAL\V105_220208N_8260.m
Quant Title : VOLATILES BY GC/MS
QLast Update : Wed Feb 09 11:34:23 2022
Response via : Initial Calibration

Min. RRF : 0.000 Min. Rel. Area : 50% Max. R.T. Dev 0.50min
Max. RRF Dev : 20% Max. Rel. Area : 200%

	Compound	AvgRF	CCRF	%Dev	Area%	Dev(min)
89 TP	2-Chlorotoluene	1.944	2.057	-5.8	121	0.00
90 TP	1,3,5-Trimethylbenzene	2.325	2.465	-6.0	121	0.00
91 TP	1,2,3-Trichloropropane	0.381	0.383	-0.5	119	0.00
92 TP	trans-1,4-Dichloro-2-butene	0.167	0.170	-1.8	124	0.00
93 TP	4-Chlorotoluene	2.025	2.134	-5.4	119	0.00
94 TP	tert-Butylbenzene	2.000	2.161	-8.1	122	0.00
97 TP	1,2,4-Trimethylbenzene	2.267	2.437	-7.5	122	0.00
98 TP	sec-Butylbenzene	2.850	3.097	-8.7	122	0.00
99 TP	p-Isopropyltoluene	2.457	2.668	-8.6	123	0.00
100 TP	1,3-Dichlorobenzene	1.212	1.299	-7.2	121	0.00
101 TP	1,4-Dichlorobenzene	1.227	1.296	-5.6	120	0.00
102 TP	p-Diethylbenzene	1.392	1.445	-3.8	119	0.00
103 TP	n-Butylbenzene	2.022	2.237	-10.6	128	0.00
104 TP	1,2-Dichlorobenzene	1.093	1.149	-5.1	117	0.00
105 TP	1,2,4,5-Tetramethylbenzene	2.033	2.190	-7.7	121	0.00
106 TP	1,2-Dibromo-3-chloropropane *	10.000	8.764	12.4	118	0.00
107 TP	1,3,5-Trichlorobenzene	0.772	0.833	-7.9	122	0.00
108 TP	Hexachlorobutadiene	0.312	0.320	-2.6	119	0.00
109 TP	1,2,4-Trichlorobenzene	0.632	0.666	-5.4	123	0.00
110 TP	Naphthalene	1.206	1.262	-4.6	126	0.00
111 TP	1,2,3-Trichlorobenzene	0.524	0.556	-6.1	124	0.00

* Evaluation of CC level amount vs concentration.
(#) = Out of Range SPCC's out = 3 CCC's out = 1

Quantitation Report (QT Reviewed)

Data Path : I:\VOLATILES\VOA105\2022\220208N-ICAL\
Data File : V05220208N18.d
Acq On : 8 Feb 2022 10:54 pm
Operator : VOA105:PD
Sample : C8260STD10
Misc : WG1603077,ICAL
ALS Vial : 18 Sample Multiplier: 1

Quant Time: Feb 09 11:39:42 2022
Quant Method : I:\VOLATILES\VOA105\2022\220208N-ICAL\V105_220208N_8260.m
Quant Title : VOLATILES BY GC/MS
QLast Update : Wed Feb 09 11:34:23 2022
Response via : Initial Calibration

CCAL FILE(s) : 1 - I:\VOLATILES\VOA105\2022\220208N-ICAL\V05220208N09.d
Sub List : 8260-Curve - Megamix plus Diox

Compound	R.T.	QIon	Response	Conc	Units	Dev(Min)
Internal Standards						
1) Fluorobenzene	5.860	96	584344	10.000	ug/L	0.00
Standard Area 1 = 530622			Recovery = 110.12%			
59) Chlorobenzene-d5	9.373	117	435912	10.000	ug/L	0.00
Standard Area 1 = 398296			Recovery = 109.44%			
79) 1,4-Dichlorobenzene-d4	12.106	152	237917	10.000	ug/L	0.00
Standard Area 1 = 226852			Recovery = 104.88%			
System Monitoring Compounds						
36) Dibromofluoromethane	5.068	113	151946	9.983	ug/L	0.00
Spiked Amount 10.000	Range 70 - 130		Recovery = 99.83%			
43) 1,2-Dichloroethane-d4	5.587	65	205006	10.235	ug/L	0.00
Spiked Amount 10.000	Range 70 - 130		Recovery = 102.35%			
60) Toluene-d8	7.533	98	574288	10.089	ug/L	0.00
Spiked Amount 10.000	Range 70 - 130		Recovery = 100.89%			
83) 4-Bromofluorobenzene	10.881	95	215867	10.021	ug/L	0.00
Spiked Amount 10.000	Range 70 - 130		Recovery = 100.21%			
Target Compounds						Qvalue
2) Dichlorodifluoromethane	1.586	85	197924	15.707	ug/L #	96
3) Chloromethane	1.762	50	331958	15.129	ug/L	97
4) Vinyl chloride	1.840	62	224819	14.136	ug/L	92
5) Bromomethane	2.134	94	94895	12.104	ug/L	100
6) Chloroethane	2.251	64	113014	11.887	ug/L	91
7) Trichlorofluoromethane	2.378	101	230289	12.336	ug/L	100
8) Ethyl ether	2.662	74	55152	11.236	ug/L #	29
10) 1,1-Dichloroethene	2.848	96	122003	11.216	ug/L #	69
11) Carbon disulfide	2.877	76	380342	12.074	ug/L	99
12) Freon-113	2.887	101	134150	11.631	ug/L	79
13) Iodomethane	2.995	142	73513	5.726	ug/L	92
14) Acrolein	3.190	56	16383	9.302	ug/L	93
15) Methylene chloride	3.405	84	137225	10.368	ug/L #	40
17) Acetone	3.454	43	23792	8.580	ug/L	92
18) trans-1,2-Dichloroethene	3.542	96	138161	10.950	ug/L #	74
19) Methyl acetate	3.562	43	72381	9.419	ug/L #	79
20) Methyl tert-butyl ether	3.630	73	254649	10.033	ug/L #	74
21) tert-Butyl alcohol	3.738	59	27727	53.382	ug/L	86
22) Diisopropyl ether	3.982	45	593755	10.177	ug/L #	84
23) 1,1-Dichloroethane	4.119	63	321261	11.028	ug/L	93
24) Halothane	4.168	117	103556	10.851	ug/L	100

Data Path : I:\VOLATILES\VOA105\2022\220208N-ICAL\
Data File : V05220208N18.d
Acq On : 8 Feb 2022 10:54 pm
Operator : VOA105:PD
Sample : C8260STD10
Misc : WG1603077,ICAL
ALS Vial : 18 Sample Multiplier: 1

Quant Time: Feb 09 11:39:42 2022
Quant Method : I:\VOLATILES\VOA105\2022\220208N-ICAL\V105_220208N_8260.m
Quant Title : VOLATILES BY GC/MS
QLast Update : Wed Feb 09 11:34:23 2022
Response via : Initial Calibration

CCAL FILE(s) : 1 - I:\VOLATILES\VOA105\2022\220208N-ICAL\V05220208N09.d
Sub List : 8260-Curve - Megamix plus Diox

Compound	R.T.	QIon	Response	Conc	Units		Dev(Min)
25) Acrylonitrile	4.188	53	47274	12.138	ug/L	#	84
26) Ethyl tert-butyl ether	4.325	59	426618	9.982	ug/L		81
27) Vinyl acetate	4.354	43	278891	9.410	ug/L	#	89
28) cis-1,2-Dichloroethene	4.628	96	148589	10.310	ug/L	#	79
29) 2,2-Dichloropropane	4.726	77	180833	9.595	ug/L	#	73
30) Bromochloromethane	4.824	128	65926	10.577	ug/L	#	49
31) Cyclohexane	4.804	56	364871	10.984	ug/L	#	55
32) Chloroform	4.892	83	263649	10.785	ug/L	#	92
33) Ethyl acetate	5.000	43	106803	9.977	ug/L	#	90
34) Carbon tetrachloride	5.009	117	195461	10.577	ug/L		99
35) Tetrahydrofuran	5.039	42	33260M6	9.911	ug/L		
37) 1,1,1-Trichloroethane	5.078	97	240304	11.419	ug/L		92
39) 2-Butanone	5.195	43	44059	9.602	ug/L	#	61
40) 1,1-Dichloropropene	5.205	75	199538	11.126	ug/L		99
41) Benzene	5.440	78	544329	10.457	ug/L	#	85
42) tert-Amyl methyl ether	5.547	73	252326	9.620	ug/L	#	84
44) 1,2-Dichloroethane	5.655	62	210701	10.308	ug/L		97
47) Methyl cyclohexane	6.007	83	240804	10.251	ug/L	#	39
48) Trichloroethene	6.036	95	144758	9.669	ug/L		95
50) Dibromomethane	6.486	93	69409	10.088	ug/L		97
51) 1,2-Dichloropropane	6.574	63	171611	10.511	ug/L	#	84
53) 2-Chloroethyl vinyl ether	7.269	63	62705	10.291	ug/L	#	78
54) Bromodichloromethane	6.653	83	178097	10.172	ug/L		99
57) 1,4-Dioxane	6.858	88	27001	501.035	ug/L	#	54
58) cis-1,3-Dichloropropene	7.337	75	188891	8.975	ug/L	#	81
61) Toluene	7.592	92	345387	10.534	ug/L		99
62) 4-Methyl-2-pentanone	8.032	58	37605	10.300	ug/L	#	87
63) Tetrachloroethene	8.032	166	159457	10.945	ug/L		92
65) trans-1,3-Dichloropropene	8.090	75	145391	9.221	ug/L	#	77
67) Ethyl methacrylate	8.266	69	119193	10.652	ug/L		91
68) 1,1,2-Trichloroethane	8.266	83	83616	10.735	ug/L		95
69) Chlorodibromomethane	8.482	129	119502	10.134	ug/L		98
70) 1,3-Dichloropropane	8.589	76	194431	10.516	ug/L		100
71) 1,2-Dibromoethane	8.756	107	103613	9.722	ug/L		99
72) 2-Hexanone	9.040	43	63749	9.757	ug/L		96
73) Chlorobenzene	9.392	112	387841	10.637	ug/L		95
74) Ethylbenzene	9.422	91	695480	10.690	ug/L		96
75) 1,1,1,2-Tetrachloroethane	9.471	131	127527	10.124	ug/L		97
76) p/m Xylene	9.608	106	527495	21.757	ug/L		91
77) o Xylene	10.156	106	508527	21.964	ug/L		91

Quantitation Report (QT Reviewed)

Data Path : I:\VOLATILES\VOA105\2022\220208N-ICAL\
Data File : V05220208N18.d
Acq On : 8 Feb 2022 10:54 pm
Operator : VOA105:PD
Sample : C8260STD10
Misc : WG1603077,ICAL
ALS Vial : 18 Sample Multiplier: 1

Quant Time: Feb 09 11:39:42 2022
Quant Method : I:\VOLATILES\VOA105\2022\220208N-ICAL\V105_220208N_8260.m
Quant Title : VOLATILES BY GC/MS
QLast Update : Wed Feb 09 11:34:23 2022
Response via : Initial Calibration

CCAL FILE(s) : 1 - I:\VOLATILES\VOA105\2022\220208N-ICAL\V05220208N09.d
Sub List : 8260-Curve - Megamix plus Diox

	Compound	R.T.	QIon	Response	Conc	Units		Dev(Min)
78)	Styrene	10.225	104	839195	22.178	ug/L		95
80)	Bromoform	10.264	173	64023	9.546	ug/L		97
82)	Isopropylbenzene	10.548	105	712156	10.737	ug/L		98
84)	Bromobenzene	10.999	156	154195	10.440	ug/L		99
85)	n-Propylbenzene	11.038	91	838199	11.028	ug/L		98
86)	1,4-Dichlorobutane	11.067	55	261180	11.297	ug/L	#	87
87)	1,1,2,2-Tetrachloroethane	11.146	83	107347	10.413	ug/L		99
88)	4-Ethyltoluene	11.165	105	715746	11.318	ug/L		99
89)	2-Chlorotoluene	11.205	91	489387M6	10.582	ug/L		
90)	1,3,5-Trimethylbenzene	11.263	105	586370	10.601	ug/L		98
91)	1,2,3-Trichloropropane	11.283	75	91181M1	10.066	ug/L		
92)	trans-1,4-Dichloro-2-b...	11.332	53	40347	10.172	ug/L	#	74
93)	4-Chlorotoluene	11.391	91	507650	10.538	ug/L		97
94)	tert-Butylbenzene	11.606	119	514023	10.804	ug/L		93
97)	1,2,4-Trimethylbenzene	11.685	105	579838	10.752	ug/L		97
98)	sec-Butylbenzene	11.792	105	736839	10.867	ug/L		100
99)	p-Isopropyltoluene	11.949	119	634644	10.855	ug/L		98
100)	1,3-Dichlorobenzene	12.027	146	309170	10.723	ug/L		99
101)	1,4-Dichlorobenzene	12.125	146	308457	10.563	ug/L		98
102)	p-Diethylbenzene	12.331	119	343706	10.379	ug/L		100
103)	n-Butylbenzene	12.390	91	532259	11.062	ug/L		99
104)	1,2-Dichlorobenzene	12.547	146	273435	10.517	ug/L		98
105)	1,2,4,5-Tetramethylben...	13.125	119	520981	10.770	ug/L		98
106)	1,2-Dibromo-3-chloropr...	13.330	155	14029	8.764	ug/L		100
107)	1,3,5-Trichlorobenzene	13.360	180	198132	10.788	ug/L		99
108)	Hexachlorobutadiene	13.928	225	76125	10.245	ug/L		98
109)	1,2,4-Trichlorobenzene	13.957	180	158399	10.534	ug/L		100
110)	Naphthalene	14.251	128	300259	10.464	ug/L		100
111)	1,2,3-Trichlorobenzene	14.418	180	132297	10.605	ug/L		99

(#) = qualifier out of range (m) = manual integration (+) = signals summed

Quantitation Report (QT Reviewed)

Data Path : I:\VOLATILES\VOA105\2022\220208N-ICAL\
Data File : V05220208N18.d
Acq On : 8 Feb 2022 10:54 pm
Operator : VOA105:PD
Sample : C8260STD10
Misc : WG1603077,ICAL
ALS Vial : 18 Sample Multiplier: 1

Quant Time: Feb 09 11:39:42 2022
Quant Method : I:\VOLATILES\VOA105\2022\220208N-ICAL\V105_220208N_8260.m
Quant Title : VOLATILES BY GC/MS
QLast Update : Wed Feb 09 11:34:23 2022
Response via : Initial Calibration

Sub List : 8260-Curve - Megamix plus Diox20208N-ICAL\V05220208N09.d•

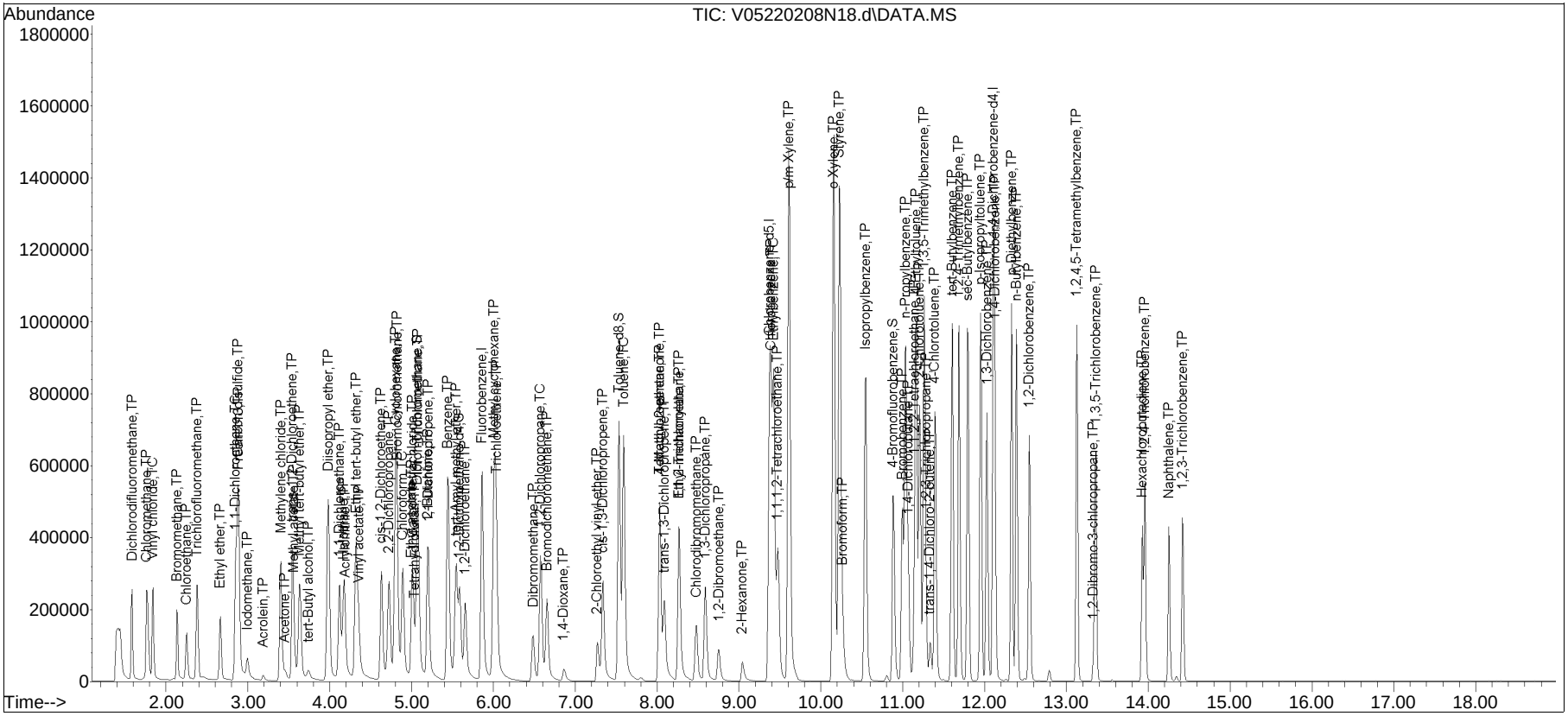

Manual Integration Report

Data Path : I:\VOLATILES\VOA105\2022\2QMethod : V105_220208N_8260.m
Data File : V05220208N18.d Operator : VOA105:PD
Date Inj'd : 2/8/2022 10:54 pm Instrument : VOA 105
Sample : C8260STD10 Quant Date : 2/9/2022 11:37 am

Compound #35: Tetrahydrofuran

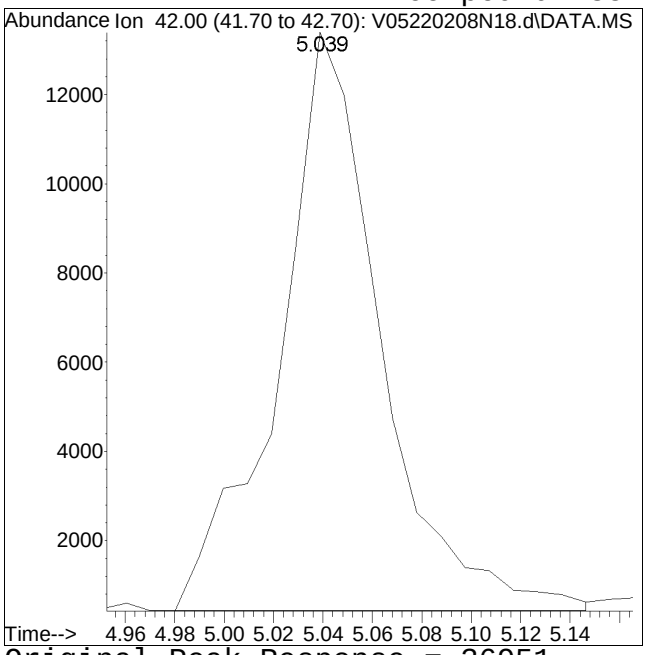

Original Peak Response = 36951

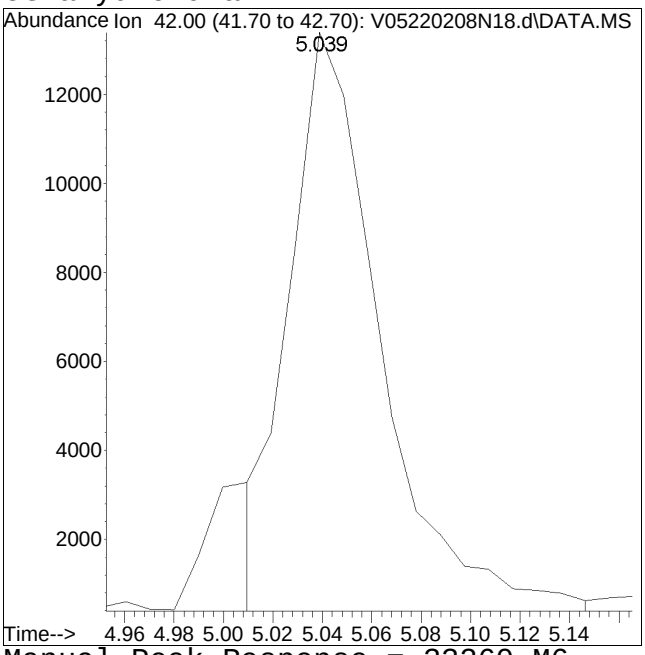

Manual Peak Response = 33260 M6

M6 = Misassignment of peak valley by automated integration (poor split of 2 peaks).

Manual Integration Report

Data Path : I:\VOLATILES\VOA105\2022\2Q
Data File : V05220208N18.d
Date Inj'd : 2/8/2022 10:54 pm
Sample : C8260STD10

Method : V105_220208N_8260.m
Operator : VOA105:PD
Instrument : VOA 105
Quant Date : 2/9/2022 11:37 am

Compound #89: 2-Chlorotoluene

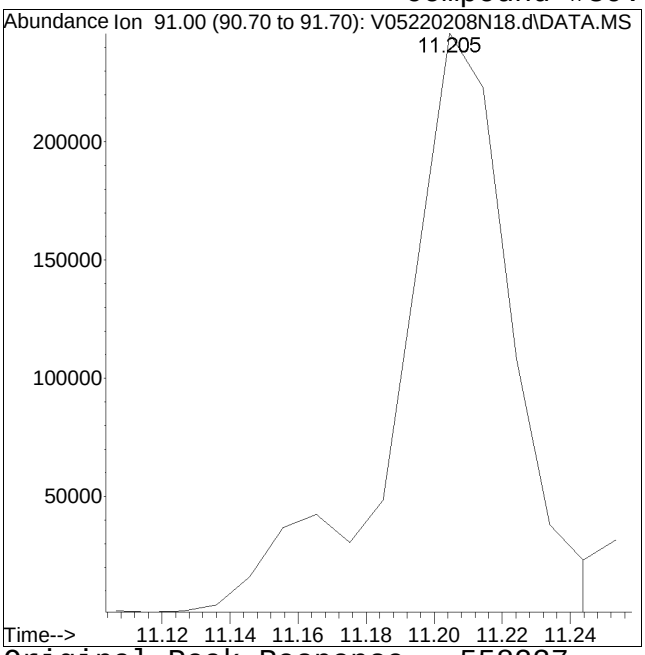

Original Peak Response = 558237

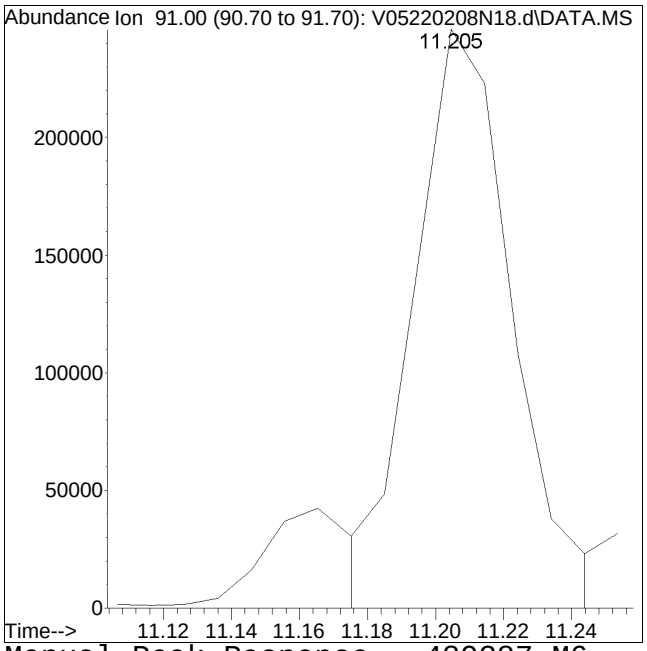

Manual Peak Response = 489387 M6

M6 = Misassignment of peak valley by automated integration (poor split of 2 peaks).

Manual Integration Report

Data Path : I:\VOLATILES\VOA105\2022\2QMethod : V105_220208N_8260.m
Data File : V05220208N18.d Operator : VOA105:PD
Date Inj'd : 2/8/2022 10:54 pm Instrument : VOA 105
Sample : C8260STD10 Quant Date : 2/9/2022 11:37 am

Compound #91: 1,2,3-Trichloropropane

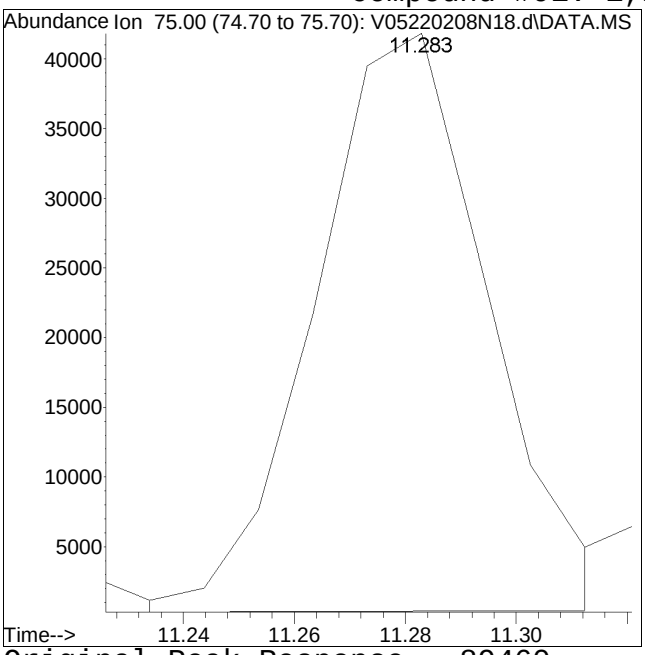

Original Peak Response = 89460

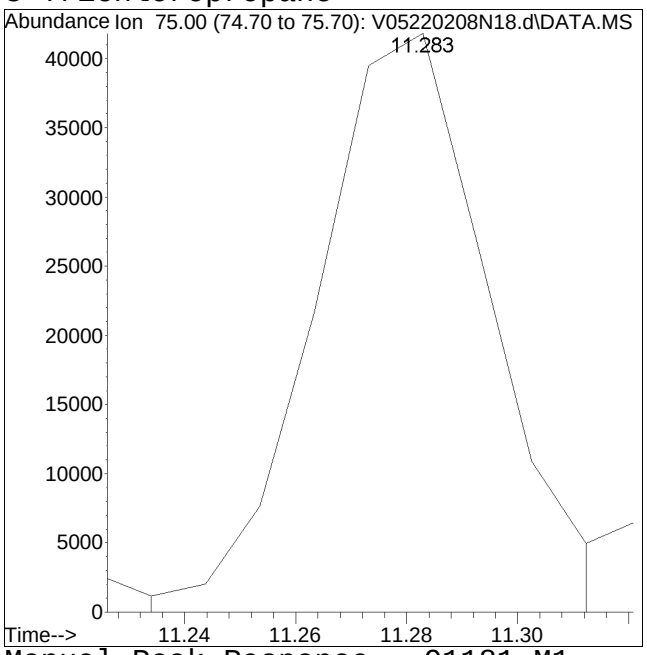

Manual Peak Response = 91181 M1

M1 = Split or tailing peak, auto integration stopped early resulting in false low area count.

Correlation Data Summary

Method Path:	I:\VOLATILES\VOA105\2022\220208N-ICAL\
Method File:	V105_220208N_8260.m
Method Title:	VOLATILES BY GC/MS
Last Update:	Wed Feb 09 11:34:23 2022
CSV generated:	Wed Feb 09 12:28:21 2022

Analyte	Curve fit Type	Coefficient of Determination	Quadratic Term	Linear Term	Constant Term
Iodomethane	Linear	0.999156	0	0.268872	-0.02814
cis-1,3-Dichloropropene	Linear	0.998722	0	0.375554	-0.013817
trans-1,3-Dichloropropene	Quadratic	0.998569	0.006068	0.370666	-0.013429
1,2-Dibromoethane	Linear	0.999536	0	0.251067	-0.006405
Bromoform	Quadratic	0.999142	0.002301	0.291157	-0.010933
1,2-Dibromo-3-chloropropane	Linear	0.998555	0	0.070474	-0.002801

Continuing Calibration

Calibration Verification Summary
Form 7
Volatiles

Client	: Roux Env. Eng. & Geology, DPC	**Lab Number**	: L2222594		
Project Name	: FORMER PFIZER INC SITE B&D	**Project Number**	: 0047.0044Y047		
Instrument ID	: VOA105	**Calibration Date**	: 05/02/22 07:03		
Lab File ID	: V05220502A01	**Init. Calib. Date(s)**	: 02/08/22	02/08/22	
Sample No	: WG1633727-2	**Init. Calib. Times**	: 17:32	20:59	
Channel	:				

Compound	Ave. RRF	RRF	Min RRF	%D	Max %D	Area%	Dev(min)
Fluorobenzene	1	1	-	0	20	69	0
Dichlorodifluoromethane	0.216	0.197	-	8.8	20	68	0
Chloromethane	0.375	0.337	-	10.1	20	64	0
Vinyl chloride	0.272	0.274	-	-0.7	20	72	0
Bromomethane	0.134	0.088	-	34.3*	20	55	0
Chloroethane	0.163	0.164	-	-0.6	20	73	0
Trichlorofluoromethane	0.319	0.402	-	-26*	20	95	0
Ethyl ether	0.084	0.075	-	10.7	20	65	0
1,1-Dichloroethene	0.186	0.199	-	-7	20	76	0
Carbon disulfide	0.539	0.558	-	-3.5	20	78	0
Freon-113	0.197	0.222	-	-12.7	20	83	0
Acrolein	0.03	0.03	-	0	20	79	0
Methylene chloride	0.227	0.228	-	-0.4	20	73	0
Acetone	0.047	0.044	-	6.4	20	73	0
trans-1,2-Dichloroethene	0.216	0.229	-	-6	20	77	0
Methyl acetate	0.132	0.113	-	14.4	20	65	0
Methyl tert-butyl ether	0.434	0.443	-	-2.1	20	76	0
tert-Butyl alcohol	0.00889	0.0113	-	-27.1*	20	88	0
Diisopropyl ether	0.998	1.01	-	-1.2	20	74	0
1,1-Dichloroethane	0.499	0.505	-	-1.2	20	72	0
Halothane	0.163	0.175	-	-7.4	20	77	0
Acrylonitrile	0.067	0.061	-	9	20	66	-.01
Ethyl tert-butyl ether	0.731	0.755	-	-3.3	20	78	-.01
Vinyl acetate	0.507	0.584	-	-15.2	20	92	0
cis-1,2-Dichloroethene	0.247	0.249	-	-0.8	20	73	0
2,2-Dichloropropane	0.323	0.416	-	-28.8*	20	95	0
Bromochloromethane	0.107	0.108	-	-0.9	20	71	0
Cyclohexane	0.568	0.592	-	-4.2	20	76	0
Chloroform	0.418	0.447	-	-6.9	20	77	0
Ethyl acetate	0.183	0.174	-	4.9	20	72	0
Carbon tetrachloride	0.316	0.394	-	-24.7*	20	94	0
Tetrahydrofuran	0.057	0.056	-	1.8	20	73	0
Dibromofluoromethane	0.26	0.276	-	-6.2	20	73	0
1,1,1-Trichloroethane	0.36	0.418	-	-16.1	20	83	0
2-Butanone	0.079	0.074	-	6.3	20	75	0
1,1-Dichloropropene	0.307	0.337	-	-9.8	20	81	0
Benzene	0.891	0.911	-	-2.2	20	74	0
tert-Amyl methyl ether	0.449	0.472	-	-5.1	20	79	0
1,2-Dichloroethane-d4	0.343	0.38	-	-10.8	20	73	0
1,2-Dichloroethane	0.35	0.373	-	-6.6	20	77	0
Methyl cyclohexane	0.402	0.412	-	-2.5	20	79	0
Trichloroethene	0.256	0.239	-	6.6	20	76	0
Dibromomethane	0.118	0.113	-	4.2	20	70	0

* Value outside of QC limits.

Calibration Verification Summary
Form 7
Volatiles

Client	: Roux Env. Eng. & Geology, DPC	**Lab Number**	: L2222594		
Project Name	: FORMER PFIZER INC SITE B&D	**Project Number**	: 0047.0044Y047		
Instrument ID	: VOA105	**Calibration Date**	: 05/02/22 07:03		
Lab File ID	: V05220502A01	**Init. Calib. Date(s)**	: 02/08/22	02/08/22	
Sample No	: WG1633727-2	**Init. Calib. Times**	: 17:32	20:59	
Channel	:				

Compound	Ave. RRF	RRF	Min RRF	%D	Max %D	Area%	Dev(min)
1,2-Dichloropropane	0.279	0.262	-	6.1	20	67	0
Bromodichloromethane	0.3	0.335	-	-11.7	20	83	0
1,4-Dioxane	0.00092	0.00116*	-	-26.1*	20	88	-.01
cis-1,3-Dichloropropene	10	9.574	-	4.3	20	82	0
Chlorobenzene-d5	1	1	-	0	20	70	0
Toluene-d8	1.306	1.284	-	1.7	20	69	0
Toluene	0.752	0.758	-	-0.8	20	74	0
4-Methyl-2-pentanone	0.084	0.073	-	13.1	20	67	0
Tetrachloroethene	0.334	0.373	-	-11.7	20	84	0
trans-1,3-Dichloropropene	10	10.978	-	-9.8	20	92	0
Ethyl methacrylate	0.257	0.244	-	5.1	20	71	0
1,1,2-Trichloroethane	0.179	0.171*	-	4.5	20	69	0
Chlorodibromomethane	0.271	0.282	-	-4.1	20	79	0
1,3-Dichloropropane	0.424	0.415	-	2.1	20	70	0
1,2-Dibromoethane	10	9.38	-	6.2	20	73	0
2-Hexanone	0.15	0.138	-	8	20	69	0
Chlorobenzene	0.836	0.835	-	0.1	20	74	0
Ethylbenzene	1.492	1.494	-	-0.1	20	73	0
1,1,1,2-Tetrachloroethane	0.289	0.306	-	-5.9	20	80	0
p/m Xylene	0.556	0.595	-	-7	20	76	0
o Xylene	0.531	0.57	-	-7.3	20	77	0
Styrene	0.868	0.896	-	-3.2	20	73	-.01
1,4-Dichlorobenzene-d4	1	1	-	0	20	69	0
Bromoform	10	10.549	-	-5.5	20	88	0
Isopropylbenzene	2.788	2.927	-	-5	20	78	0
4-Bromofluorobenzene	0.905	0.888	-	1.9	20	69	0
Bromobenzene	0.621	0.624	-	-0.5	20	75	0
n-Propylbenzene	3.195	3.304	-	-3.4	20	76	0
1,4-Dichlorobutane	0.972	0.878	-	9.7	20	68	0
1,1,2,2-Tetrachloroethane	0.433	0.38	-	12.2	20	66	-.01
4-Ethyltoluene	2.658	2.821	-	-6.1	20	78	0
2-Chlorotoluene	1.944	1.957	-	-0.7	20	75	0
1,3,5-Trimethylbenzene	2.325	2.47	-	-6.2	20	79	0
1,2,3-Trichloropropane	0.381	0.341	-	10.5	20	69	0
trans-1,4-Dichloro-2-buten	0.167	0.148	-	11.4	20	71	0
4-Chlorotoluene	2.025	1.981	-	2.2	20	72	0
tert-Butylbenzene	2	2.08	-	-4	20	77	0
1,2,4-Trimethylbenzene	2.267	2.369	-	-4.5	20	77	0
sec-Butylbenzene	2.85	3.051	-	-7.1	20	79	0
p-Isopropyltoluene	2.457	2.587	-	-5.3	20	78	0
1,3-Dichlorobenzene	1.212	1.227	-	-1.2	20	75	0
1,4-Dichlorobenzene	1.227	1.237	-	-0.8	20	75	0
p-Diethylbenzene	1.392	1.473	-	-5.8	20	79	0

* Value outside of QC limits.

Calibration Verification Summary
Form 7
Volatiles

Client	: Roux Env. Eng. & Geology, DPC	**Lab Number**	: L2222594		
Project Name	: FORMER PFIZER INC SITE B&D	**Project Number**	: 0047.0044Y047		
Instrument ID	: VOA105	**Calibration Date**	: 05/02/22 07:03		
Lab File ID	: V05220502A01	**Init. Calib. Date(s)**	: 02/08/22	02/08/22	
Sample No	: WG1633727-2	**Init. Calib. Times**	: 17:32	20:59	
Channel	:				

Compound	Ave. RRF	RRF	Min RRF	%D	Max %D	Area%	Dev(min)
n-Butylbenzene	2.022	2.14	-	-5.8	20	80	0
1,2-Dichlorobenzene	1.093	1.091	-	0.2	20	73	0
1,2,4,5-Tetramethylbenzene	2.033	2.071	-	-1.9	20	75	0
1,2-Dibromo-3-chloropropan	10	8.714	-	12.9	20	77	0
1,3,5-Trichlorobenzene	0.772	0.819	-	-6.1	20	79	0
Hexachlorobutadiene	0.312	0.352	-	-12.8	20	86	0
1,2,4-Trichlorobenzene	0.632	0.643	-	-1.7	20	78	0
Naphthalene	1.206	1.128	-	6.5	20	74	0
1,2,3-Trichlorobenzene	0.524	0.506	-	3.4	20	74	0

* Value outside of QC limits.

Evaluate Continuing Calibration Report

Data Path : I:\VOLATILES\VOA105\2022\220502A\
Data File : V05220502A01.d
Acq On : 2 May 2022 7:03 am
Operator : VOA105:PD
Sample : WG1633727-2 (Sig #1); 8260 CCAL (Sig #2)
Misc : WG1633727,ICAL18736 (Sig #1); WG,ICAL18736 (Sig #2)
ALS Vial : 1 Sample Multiplier: 1

Quant Time: May 02 07:24:53 2022
Quant Method : I:\VOLATILES\VOA105\2022\220502A\V105_220208N_8260.m
Quant Title : VOLATILES BY GC/MS
QLast Update : Wed Feb 09 11:34:23 2022
Response via : Initial Calibration

Min. RRF : 0.000 Min. Rel. Area : 50% Max. R.T. Dev 0.50min
Max. RRF Dev : 20% Max. Rel. Area : 200%

		Compound	AvgRF	CCRF	%Dev	Area%	Dev(min)
1	I	Fluorobenzene	1.000	1.000	0.0	69	0.00
2	TP	Dichlorodifluoromethane	0.216	0.197	8.8	68	0.00
3	TP	Chloromethane	0.375	0.337	10.1	64	0.00
4	TC	Vinyl chloride	0.272	0.274	-0.7	72	0.00
5	TP	Bromomethane	0.134	0.088	34.3#	55	0.00
6	TP	Chloroethane	0.163	0.164	-0.6	73	0.00
7	TP	Trichlorofluoromethane	0.319	0.402	-26.0#	95	0.00
8	TP	Ethyl ether	0.084	0.075	10.7	65	0.00
10	TC	1,1-Dichloroethene	0.186	0.199	-7.0	76	0.00
11	TP	Carbon disulfide	0.539	0.558	-3.5	78	0.00
12	TP	Freon-113	0.197	0.222	-12.7	83	0.00
14	TP	Acrolein	0.030	0.030	0.0	79	0.00
15	TP	Methylene chloride	0.227	0.228	-0.4	73	0.00
17	TP	Acetone	0.047	0.044	6.4	73	0.00
18	TP	trans-1,2-Dichloroethene	0.216	0.229	-6.0	77	0.00
19	TP	Methyl acetate	0.132	0.113	14.4	65	0.00
20	TP	Methyl tert-butyl ether	0.434	0.443	-2.1	76	0.00
21	TP	tert-Butyl alcohol	0.00889	0.01130	-27.1#	88	0.00
22	TP	Diisopropyl ether	0.998	1.010	-1.2	74	0.00
23	TP	1,1-Dichloroethane	0.499	0.505	-1.2	72	0.00
24	TP	Halothane	0.163	0.175	-7.4	77	0.00
25	TP	Acrylonitrile	0.067	0.061	9.0	66	-0.01
26	TP	Ethyl tert-butyl ether	0.731	0.755	-3.3	78	-0.01
27	TP	Vinyl acetate	0.507	0.584	-15.2	92	0.00
28	TP	cis-1,2-Dichloroethene	0.247	0.249	-0.8	73	0.00
29	TP	2,2-Dichloropropane	0.323	0.416	-28.8#	95	0.00
30	TP	Bromochloromethane	0.107	0.108	-0.9	71	0.00
31	TP	Cyclohexane	0.568	0.592	-4.2	76	0.00
32	TC	Chloroform	0.418	0.447	-6.9	77	0.00
33	TP	Ethyl acetate	0.183	0.174	4.9	72	0.00
34	TP	Carbon tetrachloride	0.316	0.394	-24.7#	94	0.00
35	TP	Tetrahydrofuran	0.057	0.056	1.8	73	0.00
36	S	Dibromofluoromethane	0.260	0.276	-6.2	73	0.00
37	TP	1,1,1-Trichloroethane	0.360	0.418	-16.1	83	0.00
39	TP	2-Butanone	0.079	0.074	6.3	75	0.00
40	TP	1,1-Dichloropropene	0.307	0.337	-9.8	81	0.00
41	TP	Benzene	0.891	0.911	-2.2	74	0.00
42	TP	tert-Amyl methyl ether	0.449	0.472	-5.1	79	0.00
43	S	1,2-Dichloroethane-d4	0.343	0.380	-10.8	73	0.00

Evaluate Continuing Calibration Report

Data Path : I:\VOLATILES\VOA105\2022\220502A\
Data File : V05220502A01.d
Acq On : 2 May 2022 7:03 am
Operator : VOA105:PD
Sample : WG1633727-2 (Sig #1); 8260 CCAL (Sig #2)
Misc : WG1633727,ICAL18736 (Sig #1); WG,ICAL18736 (Sig #2)
ALS Vial : 1 Sample Multiplier: 1

Quant Time: May 02 07:24:53 2022
Quant Method : I:\VOLATILES\VOA105\2022\220502A\V105_220208N_8260.m
Quant Title : VOLATILES BY GC/MS
QLast Update : Wed Feb 09 11:34:23 2022
Response via : Initial Calibration

Min. RRF : 0.000 Min. Rel. Area : 50% Max. R.T. Dev 0.50min
Max. RRF Dev : 20% Max. Rel. Area : 200%

		Compound	AvgRF	CCRF	%Dev	Area%	Dev(min)
44	TP	1,2-Dichloroethane	0.350	0.373	-6.6	77	0.00
47	TP	Methyl cyclohexane	0.402	0.412	-2.5	79	0.00
48	TP	Trichloroethene	0.256	0.239	6.6	76	0.00
50	TP	Dibromomethane	0.118	0.113	4.2	70	0.00
51	TC	1,2-Dichloropropane	0.279	0.262	6.1	67	0.00
54	TP	Bromodichloromethane	0.300	0.335	-11.7	83	0.00
57	TP	1,4-Dioxane	0.00092	0.00116#	-26.1#	88	-0.01
58	TP	cis-1,3-Dichloropropene	* 10.000	9.574	4.3	82	0.00
59	I	Chlorobenzene-d5	1.000	1.000	0.0	70	0.00
60	S	Toluene-d8	1.306	1.284	1.7	69	0.00
61	TC	Toluene	0.752	0.758	-0.8	74	0.00
62	TP	4-Methyl-2-pentanone	0.084	0.073	13.1	67	0.00
63	TP	Tetrachloroethene	0.334	0.373	-11.7	84	0.00
65	TP	trans-1,3-Dichloropropene	* 10.000	10.978	-9.8	92	0.00
67	TP	Ethyl methacrylate	0.257	0.244	5.1	71	0.00
68	TP	1,1,2-Trichloroethane	0.179	0.171#	4.5	69	0.00
69	TP	Chlorodibromomethane	0.271	0.282	-4.1	79	0.00
70	TP	1,3-Dichloropropane	0.424	0.415	2.1	70	0.00
71	TP	1,2-Dibromoethane	* 10.000	9.380	6.2	73	0.00
72	TP	2-Hexanone	0.150	0.138	8.0	69	0.00
73	TP	Chlorobenzene	0.836	0.835	0.1	74	0.00
74	TC	Ethylbenzene	1.492	1.494	-0.1	73	0.00
75	TP	1,1,1,2-Tetrachloroethane	0.289	0.306	-5.9	80	0.00
76	TP	p/m Xylene	0.556	0.595	-7.0	76	0.00
77	TP	o Xylene	0.531	0.570	-7.3	77	0.00
78	TP	Styrene	0.868	0.896	-3.2	73	-0.01
79	I	1,4-Dichlorobenzene-d4	1.000	1.000	0.0	69	0.00
80	TP	Bromoform	* 10.000	10.549	-5.5	88	0.00
82	TP	Isopropylbenzene	2.788	2.927	-5.0	78	0.00
83	S	4-Bromofluorobenzene	0.905	0.888	1.9	69	0.00
84	TP	Bromobenzene	0.621	0.624	-0.5	75	0.00
85	TP	n-Propylbenzene	3.195	3.304	-3.4	76	0.00
86	TP	1,4-Dichlorobutane	0.972	0.878	9.7	68	0.00
87	TP	1,1,2,2-Tetrachloroethane	0.433	0.380	12.2	66	-0.01
88	TP	4-Ethyltoluene	2.658	2.821	-6.1	78	0.00
89	TP	2-Chlorotoluene	1.944	1.957	-0.7	75	0.00
90	TP	1,3,5-Trimethylbenzene	2.325	2.470	-6.2	79	0.00

Evaluate Continuing Calibration Report

Data Path : I:\VOLATILES\VOA105\2022\220502A\
Data File : V05220502A01.d
Acq On : 2 May 2022 7:03 am
Operator : VOA105:PD
Sample : WG1633727-2 (Sig #1); 8260 CCAL (Sig #2)
Misc : WG1633727,ICAL18736 (Sig #1); WG,ICAL18736 (Sig #2)
ALS Vial : 1 Sample Multiplier: 1

Quant Time: May 02 07:24:53 2022
Quant Method : I:\VOLATILES\VOA105\2022\220502A\V105_220208N_8260.m
Quant Title : VOLATILES BY GC/MS
QLast Update : Wed Feb 09 11:34:23 2022
Response via : Initial Calibration

Min. RRF : 0.000 Min. Rel. Area : 50% Max. R.T. Dev 0.50min
Max. RRF Dev : 20% Max. Rel. Area : 200%

	Compound	AvgRF	CCRF	%Dev	Area%	Dev(min)
91 TP	1,2,3-Trichloropropane	0.381	0.341	10.5	69	0.00
92 TP	trans-1,4-Dichloro-2-butene	0.167	0.148	11.4	71	0.00
93 TP	4-Chlorotoluene	2.025	1.981	2.2	72	0.00
94 TP	tert-Butylbenzene	2.000	2.080	-4.0	77	0.00
97 TP	1,2,4-Trimethylbenzene	2.267	2.369	-4.5	77	0.00
98 TP	sec-Butylbenzene	2.850	3.051	-7.1	79	0.00
99 TP	p-Isopropyltoluene	2.457	2.587	-5.3	78	0.00
100 TP	1,3-Dichlorobenzene	1.212	1.227	-1.2	75	0.00
101 TP	1,4-Dichlorobenzene	1.227	1.237	-0.8	75	0.00
102 TP	p-Diethylbenzene	1.392	1.473	-5.8	79	0.00
103 TP	n-Butylbenzene	2.022	2.140	-5.8	80	0.00
104 TP	1,2-Dichlorobenzene	1.093	1.091	0.2	73	0.00
105 TP	1,2,4,5-Tetramethylbenzene	2.033	2.071	-1.9	75	0.00
106 TP	1,2-Dibromo-3-chloropropane *	10.000	8.714	12.9	77	0.00
107 TP	1,3,5-Trichlorobenzene	0.772	0.819	-6.1	79	0.00
108 TP	Hexachlorobutadiene	0.312	0.352	-12.8	86	0.00
109 TP	1,2,4-Trichlorobenzene	0.632	0.643	-1.7	78	0.00
110 TP	Naphthalene	1.206	1.128	6.5	74	0.00
111 TP	1,2,3-Trichlorobenzene	0.524	0.506	3.4	74	0.00

* Evaluation of CC level amount vs concentration.
(#) = Out of Range SPCC's out = 2 CCC's out = 0

Quantitation Report (QT Reviewed)

Data Path : I:\VOLATILES\VOA105\2022\220502A\
Data File : V05220502A01.d
Acq On : 2 May 2022 7:03 am
Operator : VOA105:PD
Sample : WG1633727-2 (Sig #1); 8260 CCAL (Sig #2)
Misc : WG1633727,ICAL18736 (Sig #1); WG,ICAL18736 (Sig #2)
ALS Vial : 1 Sample Multiplier: 1

Quant Time: May 02 07:24:53 2022
Quant Method : I:\VOLATILES\VOA105\2022\220502A\V105_220208N_8260.m
Quant Title : VOLATILES BY GC/MS
QLast Update : Wed Feb 09 11:34:23 2022
Response via : Initial Calibration

CCAL FILE(s) : 1 - I:\VOLATILES\VOA105\2022\220502A\V05220502A01.d
Sub List : 8260-Curve-IM-2CEVE - Megamix plus Diox-Iodomethane

Compound	R.T.	QIon	Response	Conc Units	Dev(Min)
Internal Standards					
1) Fluorobenzene	5.860	96	367229	10.000 ug/L	0.00
Standard Area 1 = 367229			Recovery = 100.00%		
59) Chlorobenzene-d5	9.373	117	279312	10.000 ug/L	0.00
Standard Area 1 = 279312			Recovery = 100.00%		
79) 1,4-Dichlorobenzene-d4	12.106	152	155867	10.000 ug/L	0.00
Standard Area 1 = 155867			Recovery = 100.00%		
System Monitoring Compounds					
36) Dibromofluoromethane	5.068	113	101451	10.606 ug/L	0.00
Spiked Amount 10.000	Range 70 - 130		Recovery = 106.06%		
43) 1,2-Dichloroethane-d4	5.586	65	139469	11.080 ug/L	0.00
Spiked Amount 10.000	Range 70 - 130		Recovery = 110.80%		
60) Toluene-d8	7.533	98	358636	9.833 ug/L	0.00
Spiked Amount 10.000	Range 70 - 130		Recovery = 98.33%		
83) 4-Bromofluorobenzene	10.881	95	138417	9.808 ug/L	0.00
Spiked Amount 10.000	Range 70 - 130		Recovery = 98.08%		
Target Compounds					Qvalue
2) Dichlorodifluoromethane	1.576	85	72480	9.152 ug/L #	97
3) Chloromethane	1.772	50	123838	8.981 ug/L	95
4) Vinyl chloride	1.840	62	100686	10.074 ug/L	90
5) Bromomethane	2.134	94	32136	6.522 ug/L	96
6) Chloroethane	2.251	64	60284	10.090 ug/L	94
7) Trichlorofluoromethane	2.378	101	147607	12.582 ug/L	99
8) Ethyl ether	2.662	74	27711	8.984 ug/L #	21
10) 1,1-Dichloroethene	2.848	96	73245	10.715 ug/L #	69
11) Carbon disulfide	2.877	76	204899	10.350 ug/L	99
12) Freon-113	2.877	101	81513	11.246 ug/L	93
14) Acrolein	3.180	56	11027	9.963 ug/L	95
15) Methylene chloride	3.396	84	83873	10.083 ug/L #	41
17) Acetone	3.454	43	16036	9.202 ug/L	96
18) trans-1,2-Dichloroethene	3.542	96	83979	10.591 ug/L	77
19) Methyl acetate	3.562	43	41475	8.588 ug/L #	79
20) Methyl tert-butyl ether	3.630	73	162818	10.207 ug/L #	76
21) tert-Butyl alcohol	3.738	59	20753	63.577 ug/L	92
22) Diisopropyl ether	3.982	45	370980	10.118 ug/L #	86
23) 1,1-Dichloroethane	4.119	63	185428	10.128 ug/L	94
24) Halothane	4.168	117	64230	10.710 ug/L	99
25) Acrylonitrile	4.178	53	22387	9.147 ug/L	89

Data Path : I:\VOLATILES\VOA105\2022\220502A\
Data File : V05220502A01.d
Acq On : 2 May 2022 7:03 am
Operator : VOA105:PD
Sample : WG1633727-2 (Sig #1); 8260 CCAL (Sig #2)
Misc : WG1633727,ICAL18736 (Sig #1); WG,ICAL18736 (Sig #2)
ALS Vial : 1 Sample Multiplier: 1

Quant Time: May 02 07:24:53 2022
Quant Method : I:\VOLATILES\VOA105\2022\220502A\V105_220208N_8260.m
Quant Title : VOLATILES BY GC/MS
QLast Update : Wed Feb 09 11:34:23 2022
Response via : Initial Calibration

CCAL FILE(s) : 1 - I:\VOLATILES\VOA105\2022\220502A\V05220502A01.d
Sub List : 8260-Curve-IM-2CEVE - Megamix plus Diox-Iodomethane

Compound	R.T.	QIon	Response	Conc	Units		Dev(Min)
26) Ethyl tert-butyl ether	4.315	59	277145	10.318	ug/L	#	75
27) Vinyl acetate	4.344	43	214474	11.515	ug/L	#	88
28) cis-1,2-Dichloroethene	4.628	96	91337	10.085	ug/L	#	81
29) 2,2-Dichloropropane	4.726	77	152606	12.885	ug/L	#	81
30) Bromochloromethane	4.824	128	39664	10.126	ug/L	#	51
31) Cyclohexane	4.804	56	217265	10.407	ug/L	#	57
32) Chloroform	4.892	83	164077	10.680	ug/L	#	92
33) Ethyl acetate	5.000	43	63927	9.503	ug/L	#	91
34) Carbon tetrachloride	5.009	117	144524	12.444	ug/L		98
35) Tetrahydrofuran	5.039	42	20533M6	9.736	ug/L		
37) 1,1,1-Trichloroethane	5.078	97	153456	11.604	ug/L		93
39) 2-Butanone	5.185	43	27005	9.365	ug/L	#	60
40) 1,1-Dichloropropene	5.195	75	123687	10.974	ug/L		98
41) Benzene	5.440	78	334688	10.231	ug/L	#	85
42) tert-Amyl methyl ether	5.538	73	173154	10.505	ug/L		91
44) 1,2-Dichloroethane	5.655	62	136883	10.656	ug/L		97
47) Methyl cyclohexane	6.007	83	151410	10.257	ug/L	#	40
48) Trichloroethene	6.027	95	87598	9.310	ug/L		96
50) Dibromomethane	6.476	93	41398	9.574	ug/L		88
51) 1,2-Dichloropropane	6.574	63	96328	9.388	ug/L	#	88
54) Bromodichloromethane	6.653	83	123014	11.180	ug/L		100
57) 1,4-Dioxane	6.858	88	21294	628.749	ug/L	#	60
58) cis-1,3-Dichloropropene	7.337	75	126968	9.574	ug/L	#	77
61) Toluene	7.591	92	211776	10.081	ug/L		98
62) 4-Methyl-2-pentanone	8.032	58	20492	8.760	ug/L	#	74
63) Tetrachloroethene	8.032	166	104269	11.169	ug/L		91
65) trans-1,3-Dichloropropene	8.081	75	111945	10.978	ug/L	#	80
67) Ethyl methacrylate	8.266	69	68142	9.504	ug/L		92
68) 1,1,2-Trichloroethane	8.266	83	47706	9.558	ug/L		97
69) Chlorodibromomethane	8.472	129	78717	10.418	ug/L		97
70) 1,3-Dichloropropane	8.589	76	115850	9.779	ug/L		100
71) 1,2-Dibromoethane	8.746	107	63989	9.380	ug/L		97
72) 2-Hexanone	9.040	43	38570	9.213	ug/L		92
73) Chlorobenzene	9.392	112	233168	9.980	ug/L		96
74) Ethylbenzene	9.422	91	417212	10.009	ug/L		94
75) 1,1,1,2-Tetrachloroethane	9.471	131	85442	10.586	ug/L		99
76) p/m Xylene	9.608	106	332430	21.399	ug/L		88
77) o Xylene	10.156	106	318539	21.472	ug/L		89
78) Styrene	10.225	104	500635	20.648	ug/L		95
80) Bromoform	10.264	173	46570	10.549	ug/L		98

Quantitation Report (QT Reviewed)

Data Path : I:\VOLATILES\VOA105\2022\220502A\
Data File : V05220502A01.d
Acq On : 2 May 2022 7:03 am
Operator : VOA105:PD
Sample : WG1633727-2 (Sig #1); 8260 CCAL (Sig #2)
Misc : WG1633727,ICAL18736 (Sig #1); WG,ICAL18736 (Sig #2)
ALS Vial : 1 Sample Multiplier: 1

Quant Time: May 02 07:24:53 2022
Quant Method : I:\VOLATILES\VOA105\2022\220502A\V105_220208N_8260.m
Quant Title : VOLATILES BY GC/MS
QLast Update : Wed Feb 09 11:34:23 2022
Response via : Initial Calibration

CCAL FILE(s) : 1 - I:\VOLATILES\VOA105\2022\220502A\V05220502A01.d
Sub List : 8260-Curve-IM-2CEVE - Megamix plus Diox-Iodomethane

Compound	R.T.	QIon	Response	Conc	Units		Dev(Min)
82) Isopropylbenzene	10.538	105	456219	10.499	ug/L		100
84) Bromobenzene	10.999	156	97199	10.046	ug/L		99
85) n-Propylbenzene	11.028	91	514992	10.342	ug/L		98
86) 1,4-Dichlorobutane	11.067	55	136868	9.037	ug/L		92
87) 1,1,2,2-Tetrachloroethane	11.136	83	59283	8.778	ug/L		99
88) 4-Ethyltoluene	11.156	105	439651	10.612	ug/L		99
89) 2-Chlorotoluene	11.204	91	305078M6	10.070	ug/L		
90) 1,3,5-Trimethylbenzene	11.263	105	384983	10.624	ug/L		100
91) 1,2,3-Trichloropropane	11.273	75	53209M1	8.966	ug/L		
92) trans-1,4-Dichloro-2-b...	11.332	53	23123	8.899	ug/L	#	94
93) 4-Chlorotoluene	11.391	91	308742	9.783	ug/L		97
94) tert-Butylbenzene	11.606	119	324255	10.403	ug/L		91
97) 1,2,4-Trimethylbenzene	11.684	105	369200	10.450	ug/L		100
98) sec-Butylbenzene	11.792	105	475587	10.707	ug/L		99
99) p-Isopropyltoluene	11.949	119	403206	10.527	ug/L		98
100) 1,3-Dichlorobenzene	12.027	146	191286	10.127	ug/L		98
101) 1,4-Dichlorobenzene	12.125	146	192827	10.079	ug/L		99
102) p-Diethylbenzene	12.331	119	229578	10.582	ug/L		99
103) n-Butylbenzene	12.390	91	333528	10.580	ug/L		99
104) 1,2-Dichlorobenzene	12.547	146	170068	9.984	ug/L		98
105) 1,2,4,5-Tetramethylben...	13.124	119	322850	10.188	ug/L		97
106) 1,2-Dibromo-3-chloropr...	13.330	155	9136	8.714	ug/L		94
107) 1,3,5-Trichlorobenzene	13.360	180	127716	10.615	ug/L		99
108) Hexachlorobutadiene	13.928	225	54930	11.284	ug/L		98
109) 1,2,4-Trichlorobenzene	13.957	180	100232	10.175	ug/L		99
110) Naphthalene	14.251	128	175782	9.351	ug/L		100
111) 1,2,3-Trichlorobenzene	14.418	180	78918	9.656	ug/L		100

(#) = qualifier out of range (m) = manual integration (+) = signals summed

Quantitation Report (QT Reviewed)

Data Path : I:\VOLATILES\VOA105\2022\220502A\
Data File : V05220502A01.d
Acq On : 2 May 2022 7:03 am
Operator : VOA105:PD
Sample : WG1633727-2 (Sig #1); 8260 CCAL (Sig #2)
Misc : WG1633727,ICAL18736 (Sig #1); WG,ICAL18736 (Sig #2)
ALS Vial : 1 Sample Multiplier: 1

Quant Time: May 02 07:24:53 2022
Quant Method : I:\VOLATILES\VOA105\2022\220502A\V105_220208N_8260.m
Quant Title : VOLATILES BY GC/MS
QLast Update : Wed Feb 09 11:34:23 2022
Response via : Initial Calibration

Sub List : 8260-Curve-IM-2CEVE - Megamix plus Diox-Iodomethane•

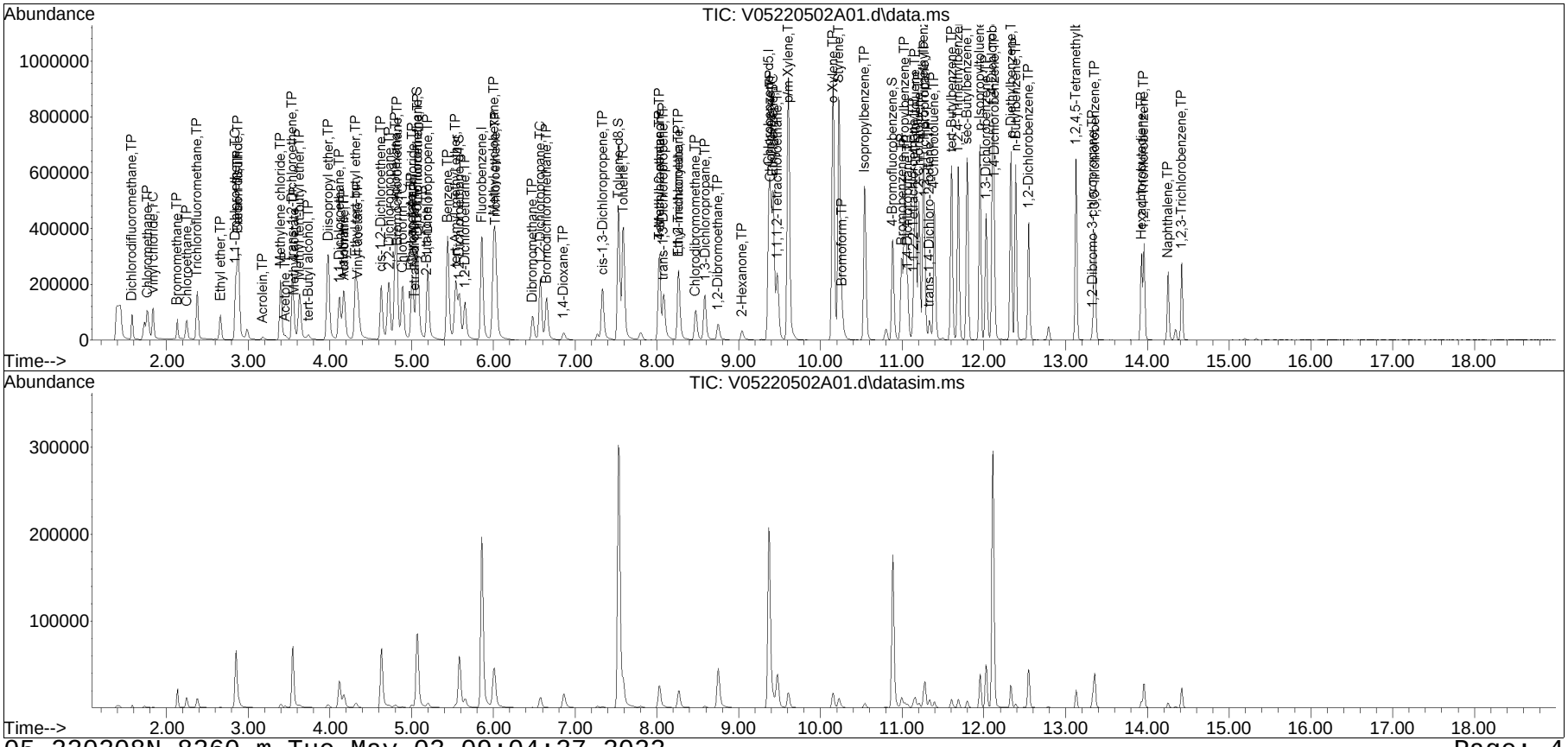

Manual Integration Report

Data Path : I:\VOLATILES\VOA105\2022\2QMethod : V105_220208N_8260.m
Data File : V05220502A01.d Operator : VOA105:PD
Date Inj'd : 5/2/2022 7:03 am Instrument : VOA 105
Sample : WG1633727-2 Quant Date : 5/2/2022 7:24 am

Compound #35: Tetrahydrofuran

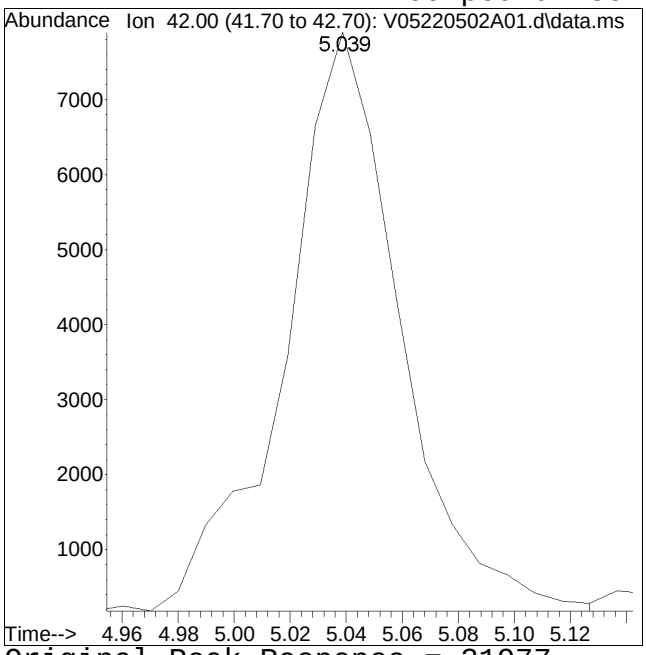

Original Peak Response = 21977

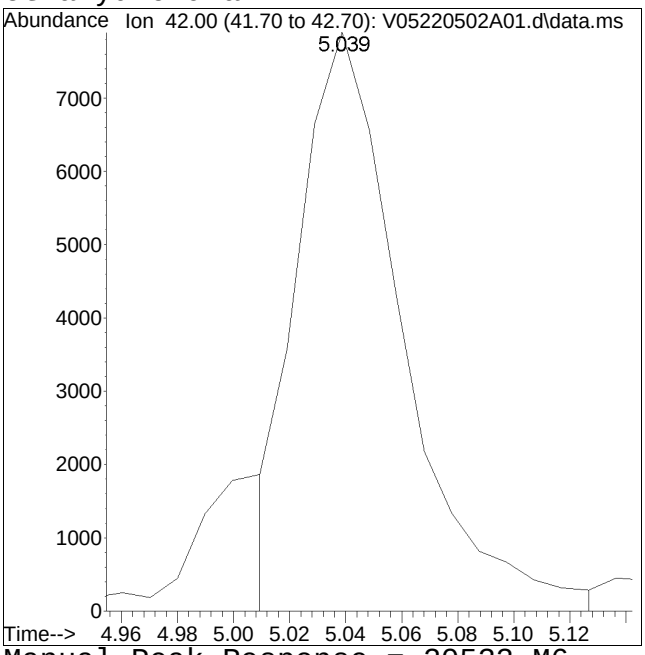

Manual Peak Response = 20533 M6

M6 = Misassignment of peak valley by automated integration (poor split of 2 peaks).

Manual Integration Report

Data Path : I:\VOLATILES\VOA105\2022\2Q
Data File : V05220502A01.d
Date Inj'd : 5/2/2022 7:03 am
Sample : WG1633727-2

Method : V105_220208N_8260.m
Operator : VOA105:PD
Instrument : VOA 105
Quant Date : 5/2/2022 7:24 am

Compound #89: 2-Chlorotoluene

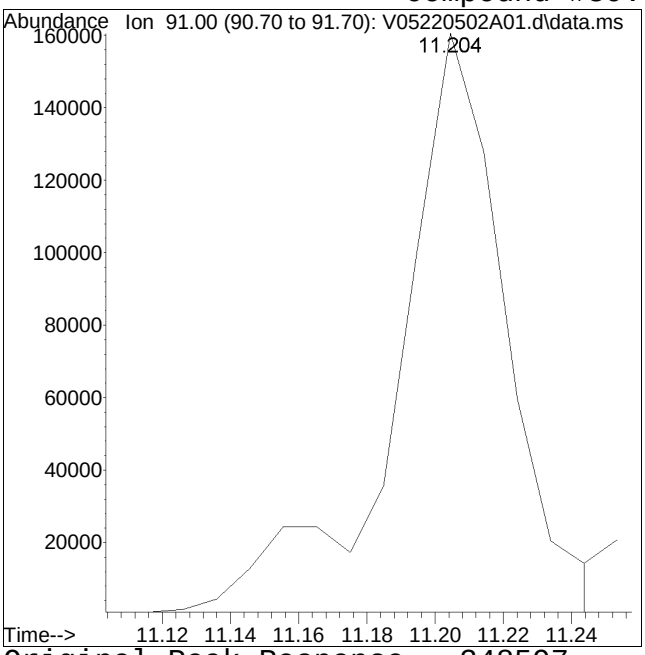

Original Peak Response = 348597

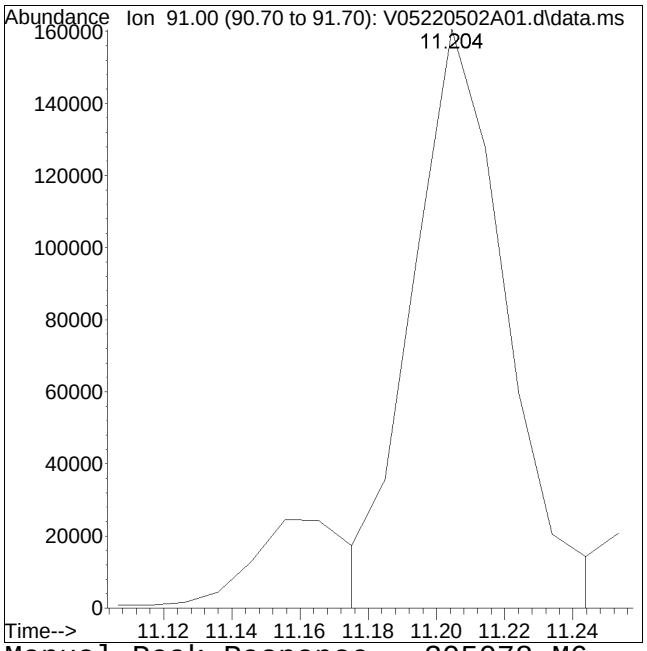

Manual Peak Response = 305078 M6

M6 = Misassignment of peak valley by automated integration (poor split of 2 peaks).

Manual Integration Report

Data Path : I:\VOLATILES\VOA105\2022\2Q
Data File : V05220502A01.d
Date Inj'd : 5/2/2022 7:03 am
Sample : WG1633727-2

Method : V105_220208N_8260.m
Operator : VOA105:PD
Instrument : VOA 105
Quant Date : 5/2/2022 7:24 am

Compound #91: 1,2,3-Trichloropropane

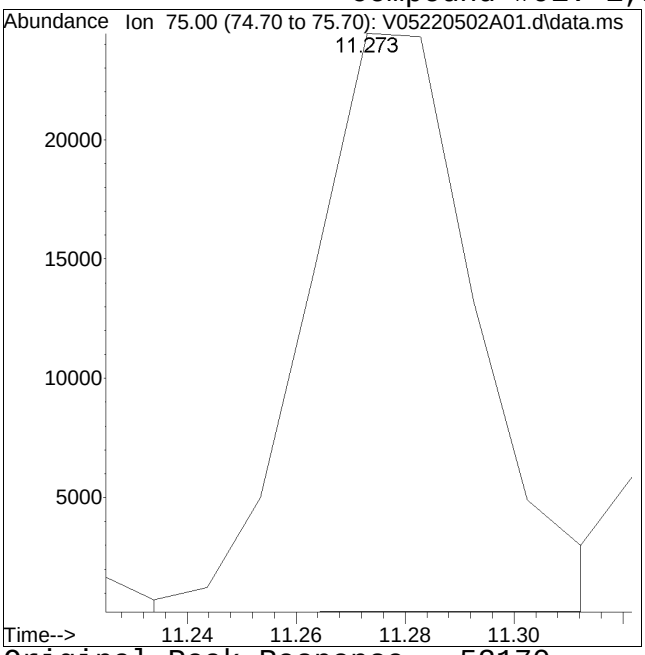

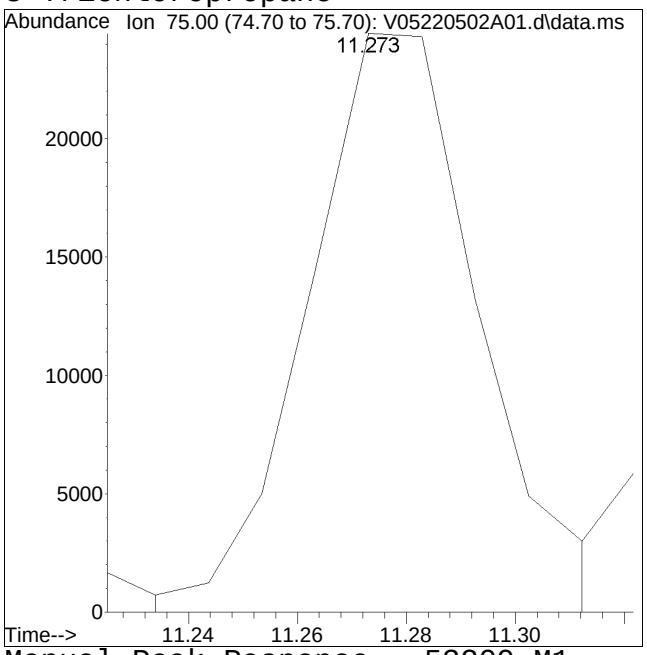

Original Peak Response = 52170 Manual Peak Response = 53209 M1

M1 = Split or tailing peak, auto integration stopped early resulting in false low area count.

Data Path : I:\VOLATILES\VOA105\2022\220502A\
Data File : V05220502ABF1.d
Acq On : 2 May 2022 6:49 am
Operator : VOA105:PD
Sample : WG1633727-1
Misc : WG1633727,ICAL18736
ALS Vial : 1 Sample Multiplier: 1

Integration File: rteint.p

Method : I:\VOLATILES\VOA105\2022\220502A\V105_220208N_8260.m
Title : VOLATILES BY GC/MS
Last Update : Wed Feb 09 11:34:23 2022

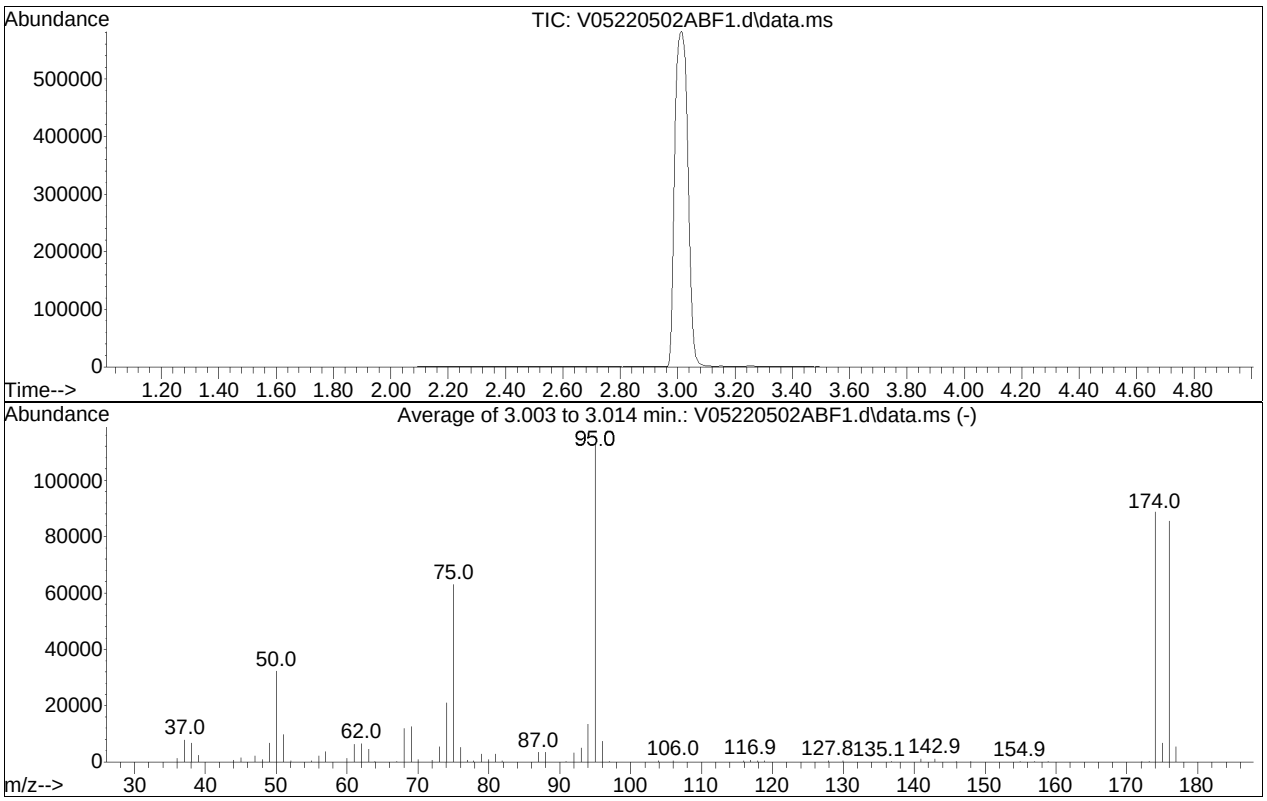

Spectrum Information: Average of 3.003 to 3.014 min.

Target Mass	Rel. to Mass	Lower Limit%	Upper Limit%	Rel. Abn%	Raw Abn	Result Pass/Fail
50	95	15	40	28.5	32251	PASS
75	95	30	60	55.6	62941	PASS
95	95	100	100	100.0	113285	PASS
96	95	5	9	6.6	7456	PASS
173	174	0.00	2	0.5	406	PASS
174	95	50	100	78.3	88659	PASS
175	174	5	9	7.6	6744	PASS
176	174	95	101	96.5	85589	PASS
177	176	5	9	6.5	5590	PASS

Volatiles Raw QC Data

Quantitation Report (QT/LSC Reviewed)

Data Path : I:\VOLATILES\VOA105\2022\220502A\
Data File : V05220502A05.d
Acq On : 2 May 2022 8:36 am
Operator : VOA105:PD
Sample : WG1633727-5,31,10,10 (Sig #1); METHOD BLK (Sig #2)
Misc : WG1633727,ICAL18736 (Sig #1); WG,ICAL18736 (Sig #2)
ALS Vial : 5 Sample Multiplier: 1

Quant Time: May 02 09:12:25 2022
Quant Method : I:\VOLATILES\VOA105\2022\220502A\V105_220208N_8260.m
Quant Title : VOLATILES BY GC/MS
QLast Update : Wed Feb 09 11:34:23 2022
Response via : Initial Calibration

CCAL FILE(s) : 1 - I:\VOLATILES\VOA105\2022\220502A\V05220502A01.d
Sub List : 8260-Curve-IM-2CEVE - Megamix plus Diox-Iodomethane

Compound	R.T.	QIon	Response	Conc Units	Dev(Min)
Internal Standards					
1) Fluorobenzene	5.860	96	353676	10.000 ug/L	0.00
Standard Area 1 = 367229			Recovery = 96.31%		
59) Chlorobenzene-d5	9.373	117	273200	10.000 ug/L	0.00
Standard Area 1 = 279312			Recovery = 97.81%		
79) 1,4-Dichlorobenzene-d4	12.106	152	150197	10.000 ug/L	0.00
Standard Area 1 = 155867			Recovery = 96.36%		
System Monitoring Compounds					
36) Dibromofluoromethane	5.068	113	100153	10.871 ug/L	0.00
Spiked Amount 10.000	Range 70 - 130		Recovery = 108.71%		
43) 1,2-Dichloroethane-d4	5.586	65	133408	11.004 ug/L	0.00
Spiked Amount 10.000	Range 70 - 130		Recovery = 110.04%		
60) Toluene-d8	7.533	98	340348	9.540 ug/L	0.00
Spiked Amount 10.000	Range 70 - 130		Recovery = 95.40%		
83) 4-Bromofluorobenzene	10.881	95	134555	9.894 ug/L	0.00
Spiked Amount 10.000	Range 70 - 130		Recovery = 98.94%		
Target Compounds					Qvalue
4) Vinyl chloride	0.000		0	N.D.	
10) 1,1-Dichloroethene	0.000		0	N.D.	
15) Methylene chloride	0.000		0	N.D.	
17) Acetone	0.000		0	N.D.	
18) trans-1,2-Dichloroethene	0.000		0	N.D.	
20) Methyl tert-butyl ether	0.000		0	N.D.	
23) 1,1-Dichloroethane	0.000		0	N.D.	
28) cis-1,2-Dichloroethene	0.000		0	N.D.	
32) Chloroform	4.892	83	394	N.D.	
34) Carbon tetrachloride	0.000		0	N.D.	
37) 1,1,1-Trichloroethane	0.000		0	N.D.	
39) 2-Butanone	0.000		0	N.D.	
41) Benzene	5.577	78	208	N.D.	
44) 1,2-Dichloroethane	5.655	62	196	N.D.	
48) Trichloroethene	6.036	95	90	N.D.	
57) 1,4-Dioxane	0.000		0	N.D.	
61) Toluene	7.591	92	285	N.D.	
63) Tetrachloroethene	0.000		0	N.D.	
73) Chlorobenzene	0.000		0	N.D.	
74) Ethylbenzene	9.441	91	230	N.D.	

Quantitation Report (QT/LSC Reviewed)

Data Path : I:\VOLATILES\VOA105\2022\220502A\
Data File : V05220502A05.d
Acq On : 2 May 2022 8:36 am
Operator : VOA105:PD
Sample : WG1633727-5,31,10,10 (Sig #1); METHOD BLK (Sig #2)
Misc : WG1633727,ICAL18736 (Sig #1); WG,ICAL18736 (Sig #2)
ALS Vial : 5 Sample Multiplier: 1

Quant Time: May 02 09:12:25 2022
Quant Method : I:\VOLATILES\VOA105\2022\220502A\V105_220208N_8260.m
Quant Title : VOLATILES BY GC/MS
QLast Update : Wed Feb 09 11:34:23 2022
Response via : Initial Calibration

CCAL FILE(s) : 1 - I:\VOLATILES\VOA105\2022\220502A\V05220502A01.d
Sub List : 8260-Curve-IM-2CEVE - Megamix plus Diox-Iodomethane

	Compound	R.T.	QIon	Response	Conc	Units	Dev(Min)
76)	p/m Xylene	0.000		0	N.D.		
77)	o Xylene	0.000		0	N.D.		
85)	n-Propylbenzene	11.057	91	480	N.D.		
90)	1,3,5-Trimethylbenzene	11.273	105	431	N.D.		
94)	tert-Butylbenzene	11.606	119	239	N.D.		
97)	1,2,4-Trimethylbenzene	11.704	105	477	N.D.		
98)	sec-Butylbenzene	11.792	105	842	N.D.		
100)	1,3-Dichlorobenzene	12.037	146	275	N.D.		
101)	1,4-Dichlorobenzene	12.115	146	396	N.D.		
103)	n-Butylbenzene	12.400	91	1245	N.D.		
104)	1,2-Dichlorobenzene	12.556	146	282	N.D.		

(#) = qualifier out of range (m) = manual integration (+) = signals summed

Quantitation Report (QT/LSC Reviewed)

Data Path : I:\VOLATILES\VOA105\2022\220502A\
Data File : V05220502A05.d
Acq On : 2 May 2022 8:36 am
Operator : VOA105:PD
Sample : WG1633727-5,31,10,10 (Sig #1); METHOD BLK (Sig #2)
Misc : WG1633727,ICAL18736 (Sig #1); WG,ICAL18736 (Sig #2)
ALS Vial : 5 Sample Multiplier: 1

Quant Time: May 02 09:12:25 2022
Quant Method : I:\VOLATILES\VOA105\2022\220502A\V105_220208N_8260.m
Quant Title : VOLATILES BY GC/MS
QLast Update : Wed Feb 09 11:34:23 2022
Response via : Initial Calibration

Sub List : 8260-Curve-IM-2CEVE - Megamix plus Diox-Iodomethane•

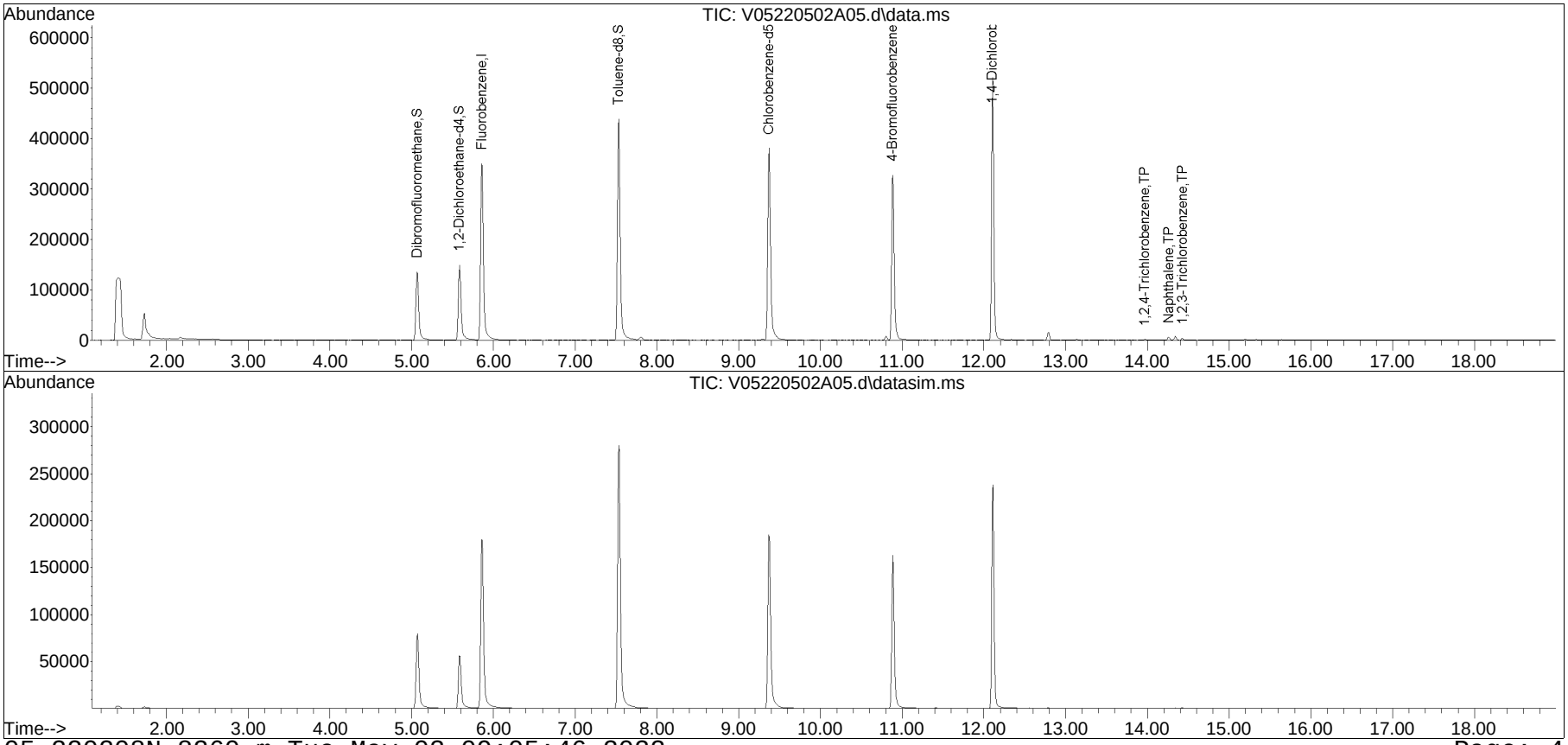

Manual Integration Report

Data Path	: I:\VOLATILES\VOA105\2022\2	QMethod	: V105_220208N_8260.m
Data File	: V05220502A05.d	Operator	: VOA105:PD
Date Inj'd	: 5/2/2022 8:36 am	Instrument	: VOA 105
Sample	: WG1633727-5,31,10,10	Quant Date	: 5/2/2022 9:12 am

There are no manual integrations or false positives in this file.

Quantitation Report (QT Reviewed)

Data Path : I:\VOLATILES\VOA105\2022\220502A\
Data File : V05220502A01.d
Acq On : 2 May 2022 7:03 am
Operator : VOA105:PD
Sample : WG1633727-3,31,10,10 (Sig #1); 8260 CCAL (Sig #2)
Misc : WG1633727,ICAL18736 (Sig #1); WG,ICAL18736 (Sig #2)
ALS Vial : 1 Sample Multiplier: 1

Quant Time: May 02 07:24:53 2022
Quant Method : I:\VOLATILES\VOA105\2022\220502A\V105_220208N_8260.m
Quant Title : VOLATILES BY GC/MS
QLast Update : Wed Feb 09 11:34:23 2022
Response via : Initial Calibration

CCAL FILE(s) : 1 - I:\VOLATILES\VOA105\2022\220502A\V05220502A01.d
Sub List : 8260-Curve-IM-2CEVE - Megamix plus Diox-Iodomethane

Compound	R.T.	QIon	Response	Conc Units	Dev(Min)
Internal Standards					
1) Fluorobenzene	5.860	96	367229	10.000 ug/L	0.00
Standard Area 1 = 367229			Recovery = 100.00%		
59) Chlorobenzene-d5	9.373	117	279312	10.000 ug/L	0.00
Standard Area 1 = 279312			Recovery = 100.00%		
79) 1,4-Dichlorobenzene-d4	12.106	152	155867	10.000 ug/L	0.00
Standard Area 1 = 155867			Recovery = 100.00%		
System Monitoring Compounds					
36) Dibromofluoromethane	5.068	113	101451	10.606 ug/L	0.00
Spiked Amount 10.000	Range 70 - 130		Recovery = 106.06%		
43) 1,2-Dichloroethane-d4	5.586	65	139469	11.080 ug/L	0.00
Spiked Amount 10.000	Range 70 - 130		Recovery = 110.80%		
60) Toluene-d8	7.533	98	358636	9.833 ug/L	0.00
Spiked Amount 10.000	Range 70 - 130		Recovery = 98.33%		
83) 4-Bromofluorobenzene	10.881	95	138417	9.808 ug/L	0.00
Spiked Amount 10.000	Range 70 - 130		Recovery = 98.08%		
Target Compounds					Qvalue
4) Vinyl chloride	1.840	62	100686	10.074 ug/L	90
10) 1,1-Dichloroethene	2.848	96	73245	10.715 ug/L #	69
15) Methylene chloride	3.396	84	83873	10.083 ug/L #	41
17) Acetone	3.454	43	16036	9.202 ug/L	96
18) trans-1,2-Dichloroethene	3.542	96	83979	10.591 ug/L	77
20) Methyl tert-butyl ether	3.630	73	162818	10.207 ug/L #	76
23) 1,1-Dichloroethane	4.119	63	185428	10.128 ug/L	94
28) cis-1,2-Dichloroethene	4.628	96	91337	10.085 ug/L #	81
32) Chloroform	4.892	83	164077	10.680 ug/L #	92
34) Carbon tetrachloride	5.009	117	144524	12.444 ug/L	98
37) 1,1,1-Trichloroethane	5.078	97	153456	11.604 ug/L	93
39) 2-Butanone	5.185	43	27005	9.365 ug/L #	60
41) Benzene	5.440	78	334688	10.231 ug/L #	85
44) 1,2-Dichloroethane	5.655	62	136883	10.656 ug/L	97
48) Trichloroethene	6.027	95	87598	9.310 ug/L	96
57) 1,4-Dioxane	6.858	88	21294	628.749 ug/L #	60
61) Toluene	7.591	92	211776	10.081 ug/L	98
63) Tetrachloroethene	8.032	166	104269	11.169 ug/L	91
73) Chlorobenzene	9.392	112	233168	9.980 ug/L	96
74) Ethylbenzene	9.422	91	417212	10.009 ug/L	94

Quantitation Report (QT Reviewed)

Data Path : I:\VOLATILES\VOA105\2022\220502A\
Data File : V05220502A01.d
Acq On : 2 May 2022 7:03 am
Operator : VOA105:PD
Sample : WG1633727-3,31,10,10 (Sig #1); 8260 CCAL (Sig #2)
Misc : WG1633727,ICAL18736 (Sig #1); WG,ICAL18736 (Sig #2)
ALS Vial : 1 Sample Multiplier: 1

Quant Time: May 02 07:24:53 2022
Quant Method : I:\VOLATILES\VOA105\2022\220502A\V105_220208N_8260.m
Quant Title : VOLATILES BY GC/MS
QLast Update : Wed Feb 09 11:34:23 2022
Response via : Initial Calibration

CCAL FILE(s) : 1 - I:\VOLATILES\VOA105\2022\220502A\V05220502A01.d
Sub List : 8260-Curve-IM-2CEVE - Megamix plus Diox-Iodomethane

	Compound	R.T.	QIon	Response	Conc	Units	Dev(Min)
76)	p/m Xylene	9.608	106	332430	21.399	ug/L	88
77)	o Xylene	10.156	106	318539	21.472	ug/L	89
85)	n-Propylbenzene	11.028	91	514992	10.342	ug/L	98
90)	1,3,5-Trimethylbenzene	11.263	105	384983	10.624	ug/L	100
94)	tert-Butylbenzene	11.606	119	324255	10.403	ug/L	91
97)	1,2,4-Trimethylbenzene	11.684	105	369200	10.450	ug/L	100
98)	sec-Butylbenzene	11.792	105	475587	10.707	ug/L	99
100)	1,3-Dichlorobenzene	12.027	146	191286	10.127	ug/L	98
101)	1,4-Dichlorobenzene	12.125	146	192827	10.079	ug/L	99
103)	n-Butylbenzene	12.390	91	333528	10.580	ug/L	99
104)	1,2-Dichlorobenzene	12.547	146	170068	9.984	ug/L	98

(#) = qualifier out of range (m) = manual integration (+) = signals summed

Quantitation Report (QT Reviewed)

Data Path : I:\VOLATILES\VOA105\2022\220502A\
Data File : V05220502A01.d
Acq On : 2 May 2022 7:03 am
Operator : VOA105:PD
Sample : WG1633727-3,31,10,10 (Sig #1); 8260 CCAL (Sig #2)
Misc : WG1633727,ICAL18736 (Sig #1); WG,ICAL18736 (Sig #2)
ALS Vial : 1 Sample Multiplier: 1

Quant Time: May 02 07:24:53 2022
Quant Method : I:\VOLATILES\VOA105\2022\220502A\V105_220208N_8260.m
Quant Title : VOLATILES BY GC/MS
QLast Update : Wed Feb 09 11:34:23 2022
Response via : Initial Calibration

Sub List : 8260-Curve-IM-2CEVE - Megamix plus Diox-Iodomethane•

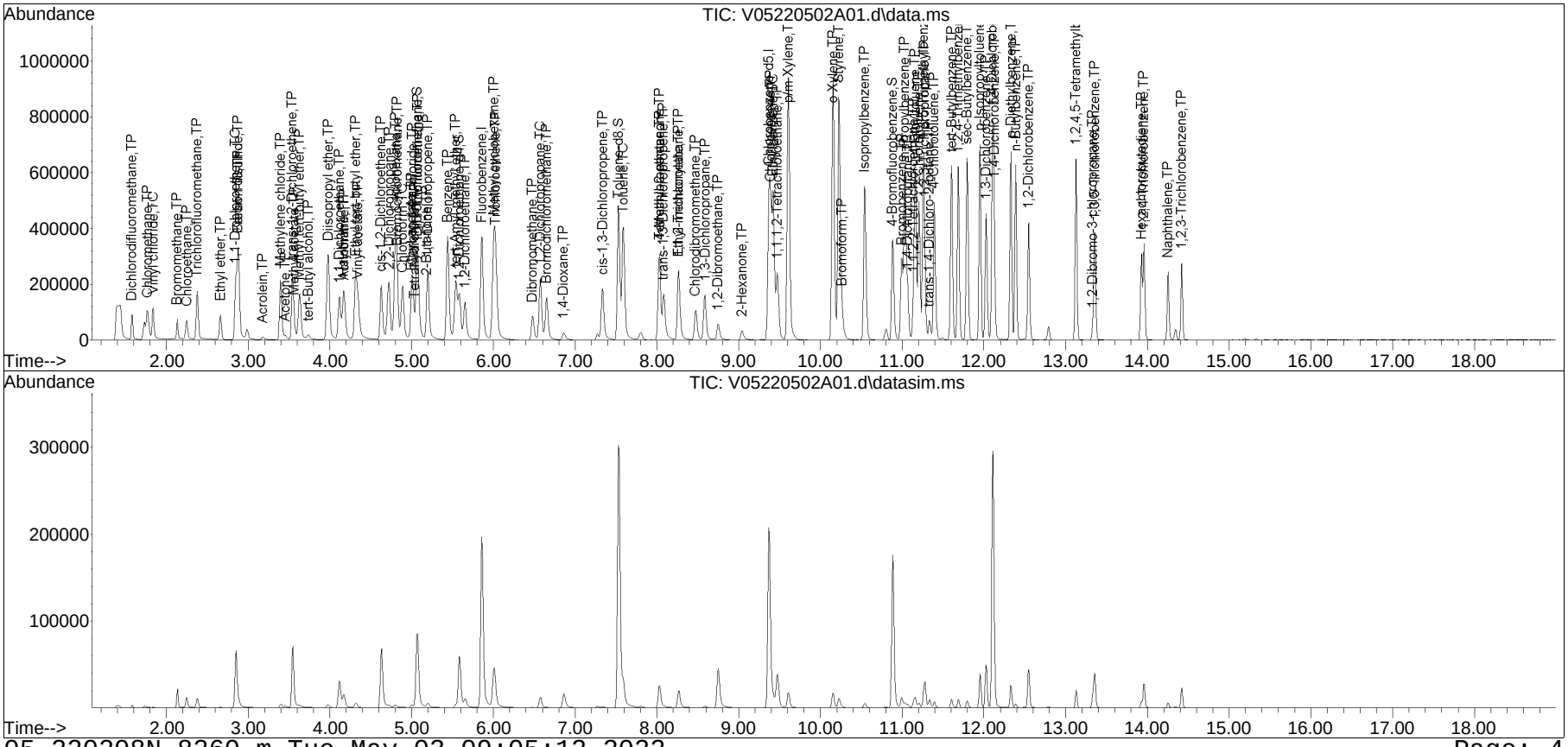

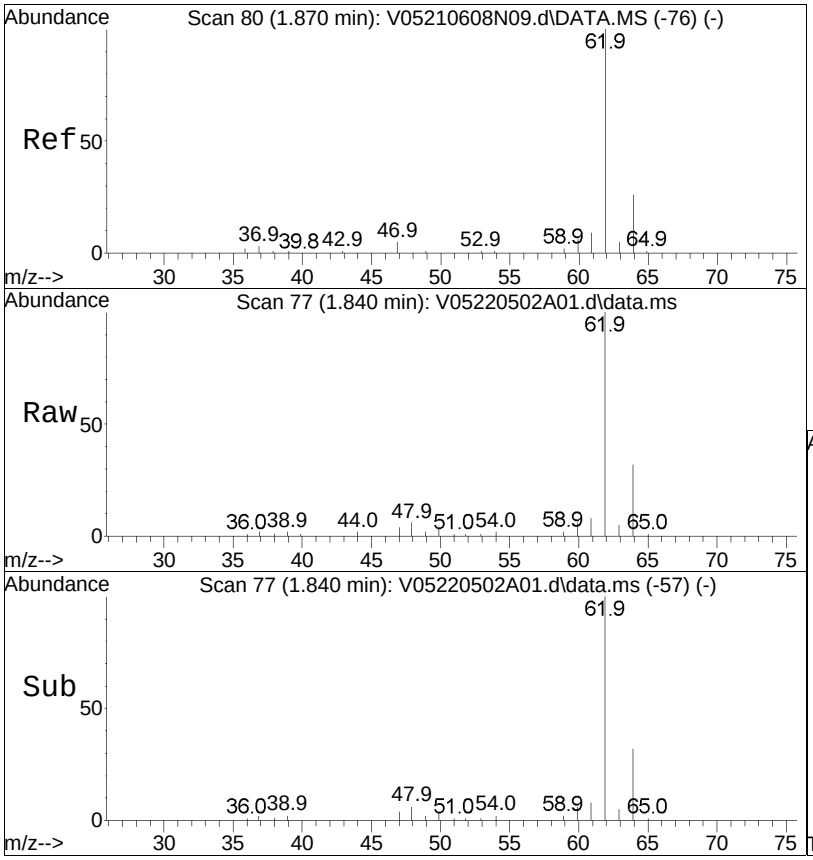

#4
Vinyl chloride
Concen: 10.07 ug/L
RT: 1.840 min Scan# 77
Delta R.T. 0.000 min
Lab File: V05220502A01.d
Acq: 2 May 2022 7:03 am

Tgt Ion: 62 Resp: 100686

Ion	Ratio	Lower	Upper
62	100		
64	39.2	13.5	53.5

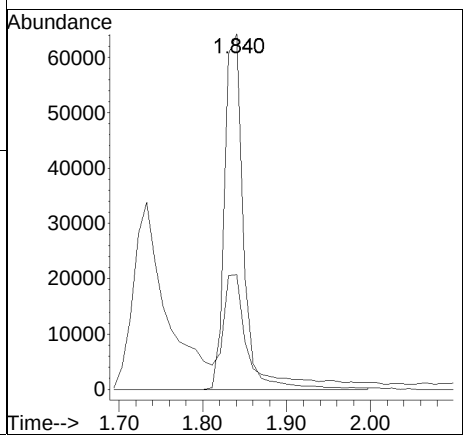

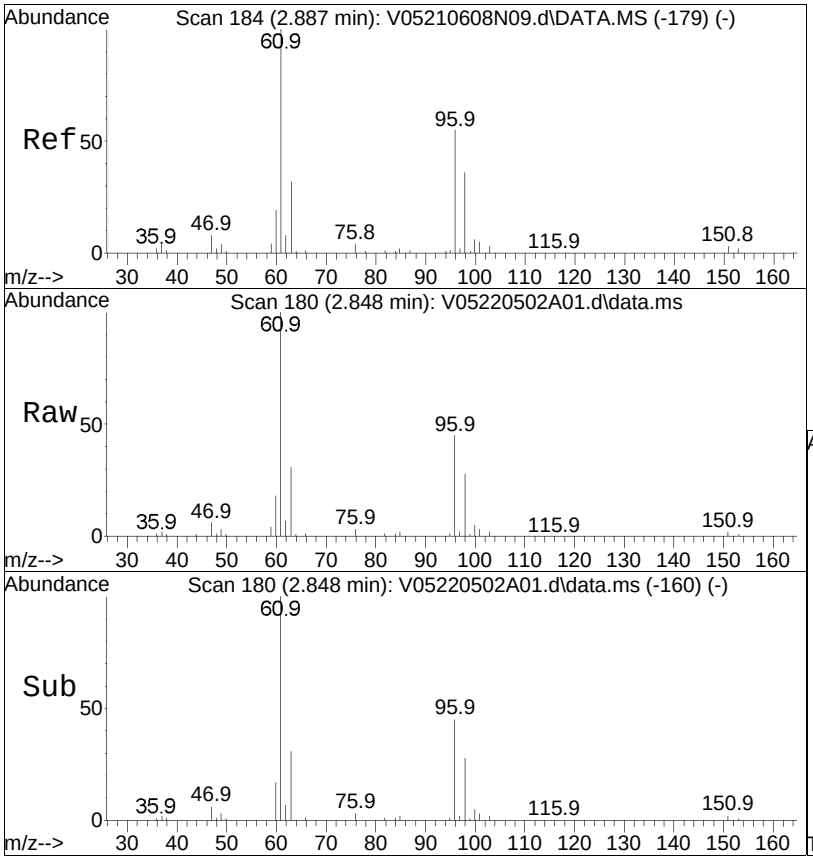

#10
1,1-Dichloroethene
Concen: 10.71 ug/L
RT: 2.848 min Scan# 180
Delta R.T. -0.000 min
Lab File: V05220502A01.d
Acq: 2 May 2022 7:03 am

Tgt Ion: 96 Resp: 73245

Ion	Ratio	Lower	Upper
96	100		
61	220.5	136.7	205.1#
63	68.1	45.0	67.6#

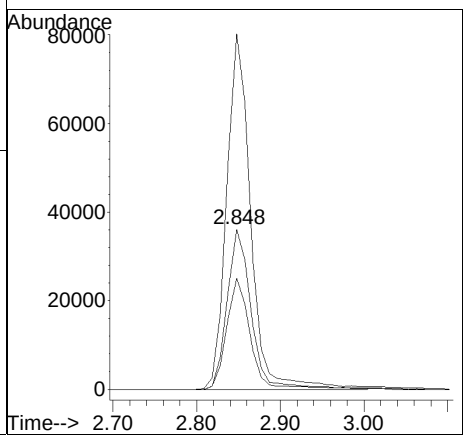

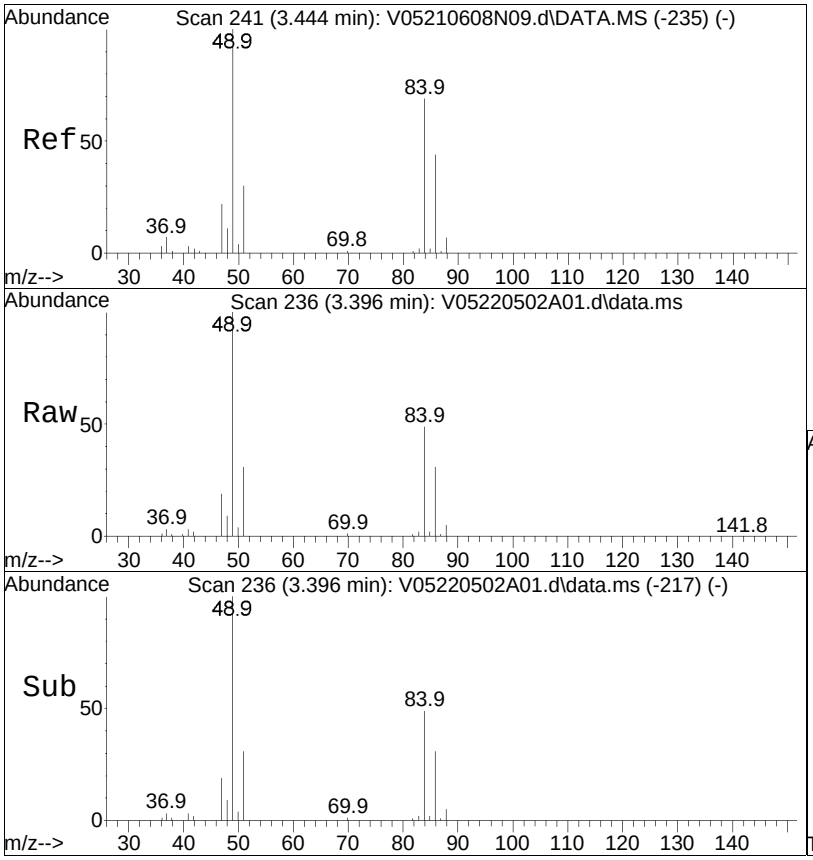

#15
Methylene chloride
Concen: 10.08 ug/L
RT: 3.396 min Scan# 236
Delta R.T. -0.009 min
Lab File: V05220502A01.d
Acq: 2 May 2022 7:03 am

Tgt Ion: 84 Resp: 83873

Ion	Ratio	Lower	Upper
84	100		
86	62.8	42.1	87.5
49	204.1	69.3	143.9#

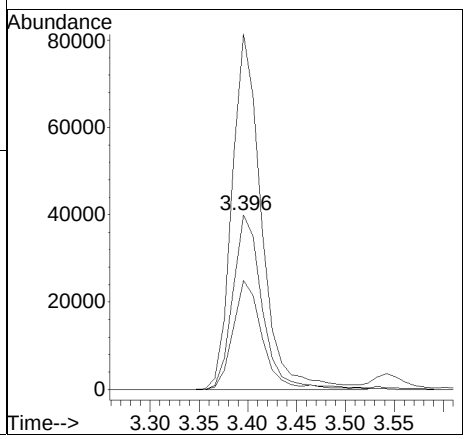

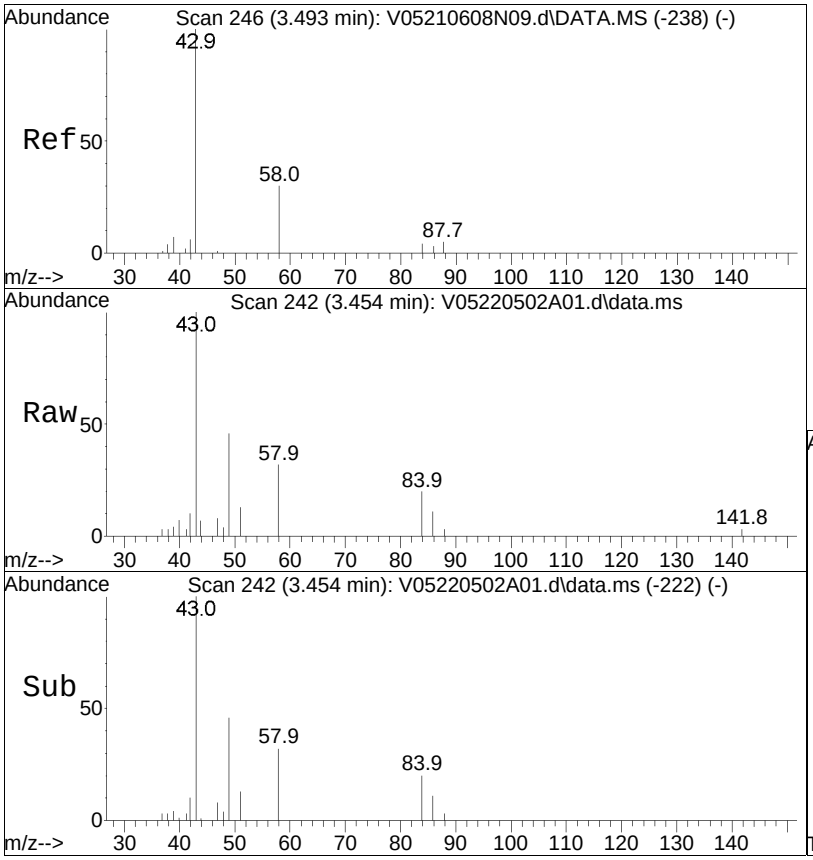

#17
Acetone
Concen: 9.20 ug/L
RT: 3.454 min Scan# 242
Delta R.T. 0.000 min
Lab File: V05220502A01.d
Acq: 2 May 2022 7:03 am

Tgt Ion: 43 Resp: 16036

Ion	Ratio	Lower	Upper
43	100		
58	25.6	22.0	33.0

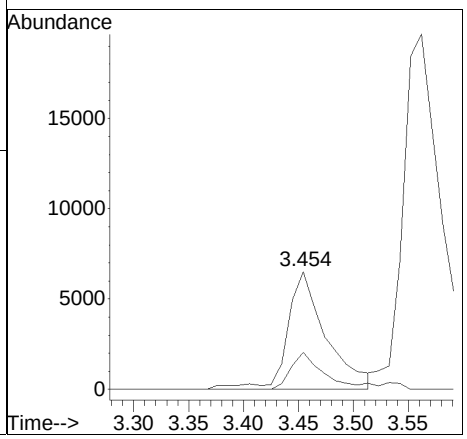

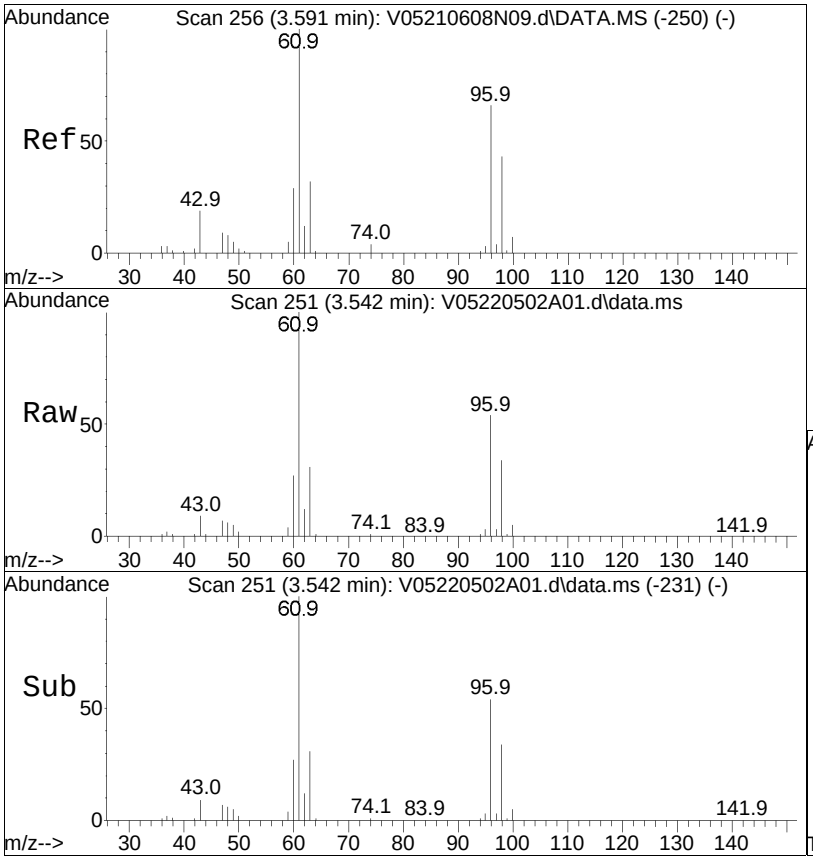

#18
trans-1,2-Dichloroethene
Concen: 10.59 ug/L
RT: 3.542 min Scan# 251
Delta R.T. 0.000 min
Lab File: V05220502A01.d
Acq: 2 May 2022 7:03 am

Tgt Ion: 96 Resp: 83979

Ion	Ratio	Lower	Upper
96	100		
61	180.3	91.7	190.5
98	59.5	41.1	85.5
63	56.9	29.4	61.0

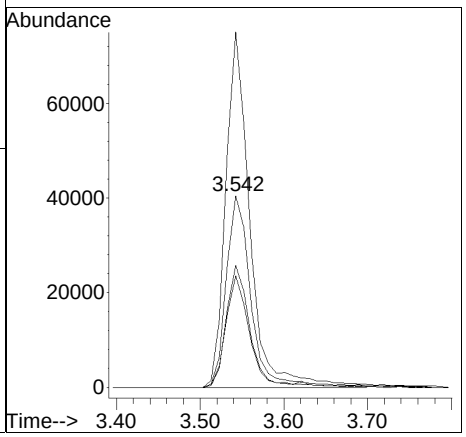

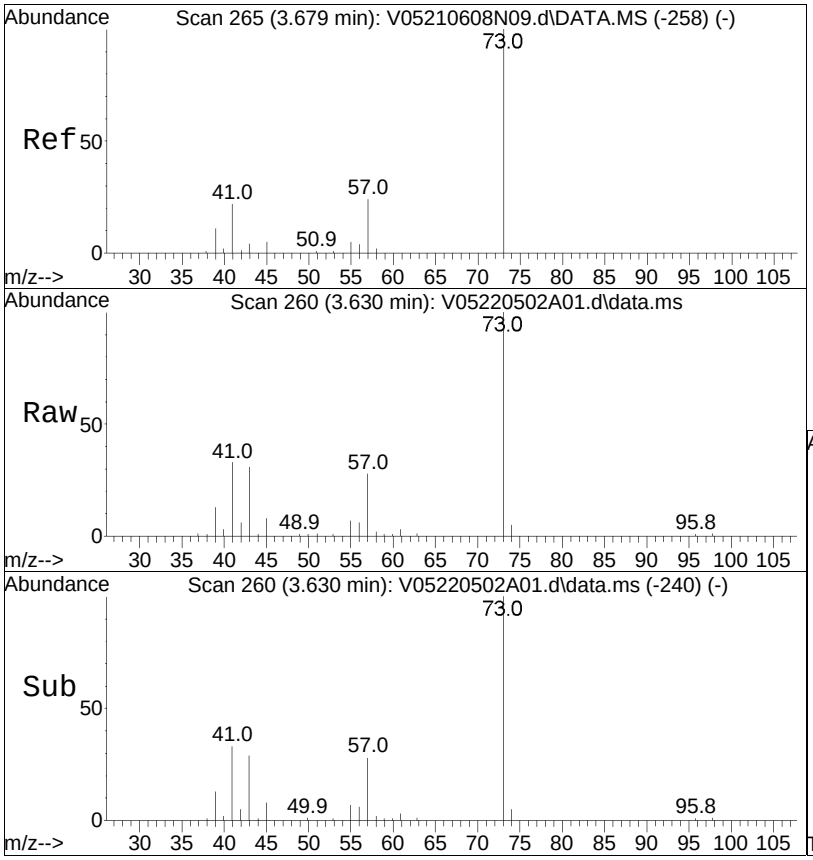

#20
Methyl tert-butyl ether
Concen: 10.21 ug/L
RT: 3.630 min Scan# 260
Delta R.T. 0.000 min
Lab File: V05220502A01.d
Acq: 2 May 2022 7:03 am

Tgt Ion: 73 Resp: 162818

Ion	Ratio	Lower	Upper
73	100		
57	28.5	11.8	24.6#
43	31.3	13.5	27.9#
41	31.9	13.3	27.5#

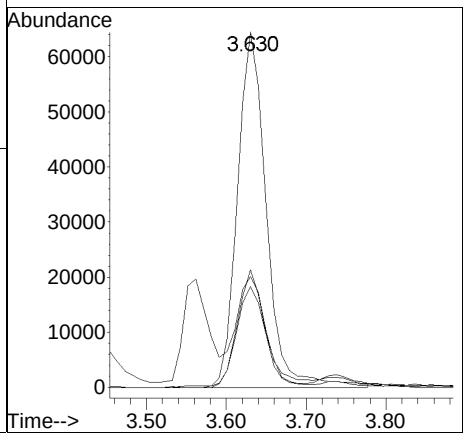

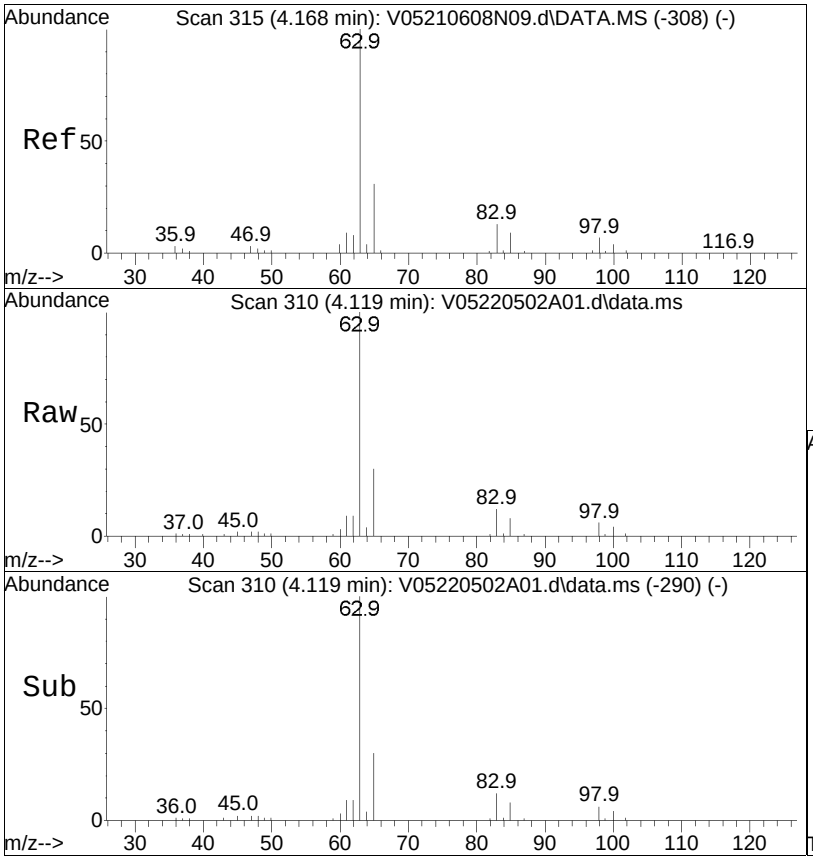

#23
1,1-Dichloroethane
Concen: 10.13 ug/L
RT: 4.119 min Scan# 310
Delta R.T. 0.000 min
Lab File: V05220502A01.d
Acq: 2 May 2022 7:03 am

Tgt Ion: 63 Resp: 185428

Ion	Ratio	Lower	Upper
63	100		
65	29.1	11.9	51.9
83	11.4	0.0	34.2

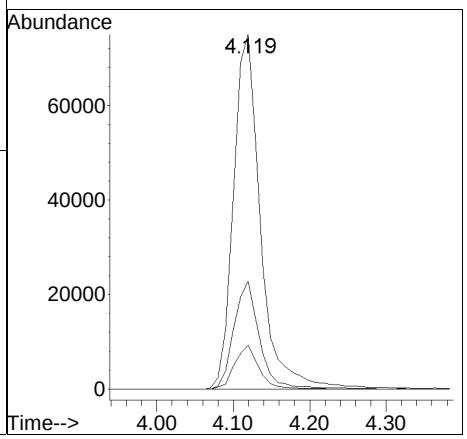

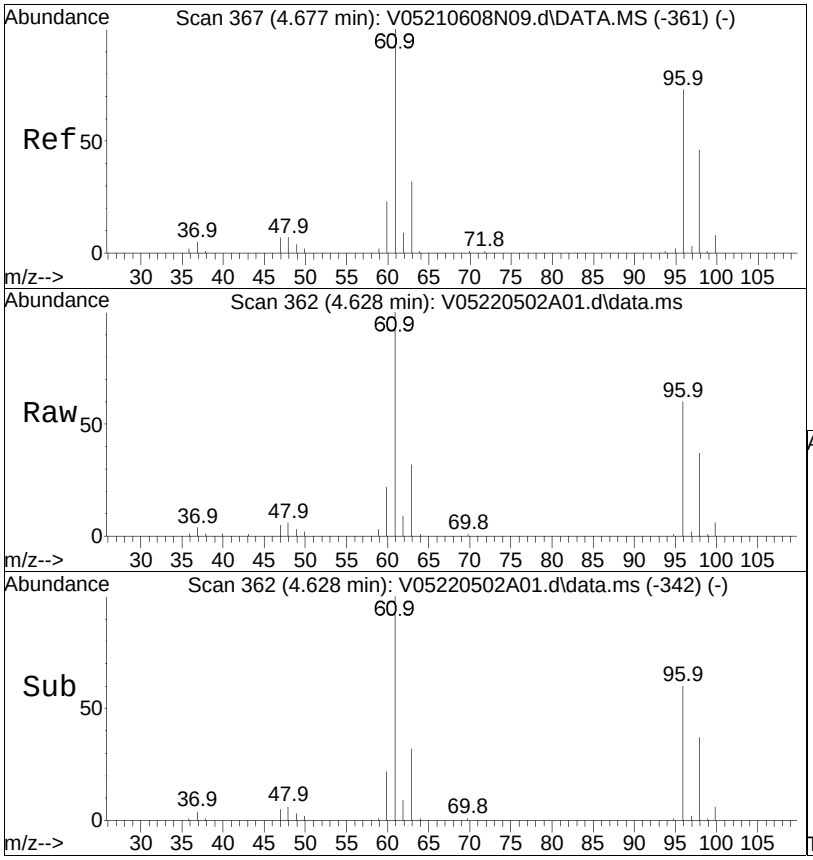

#28
cis-1,2-Dichloroethene
Concen: 10.08 ug/L
RT: 4.628 min Scan# 362
Delta R.T. -0.000 min
Lab File: V05220502A01.d
Acq: 2 May 2022 7:03 am

Tgt Ion: 96 Resp: 91337

Ion	Ratio	Lower	Upper
96	100		
61	156.7	100.5	150.7#
98	59.5	49.8	74.8

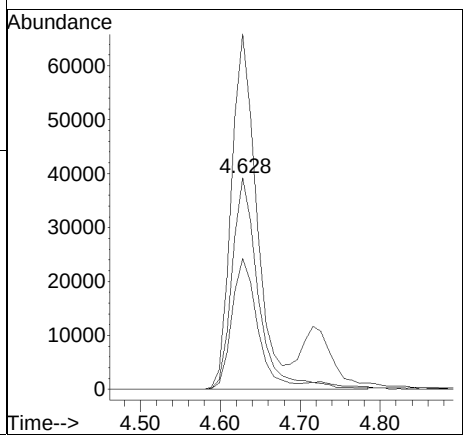

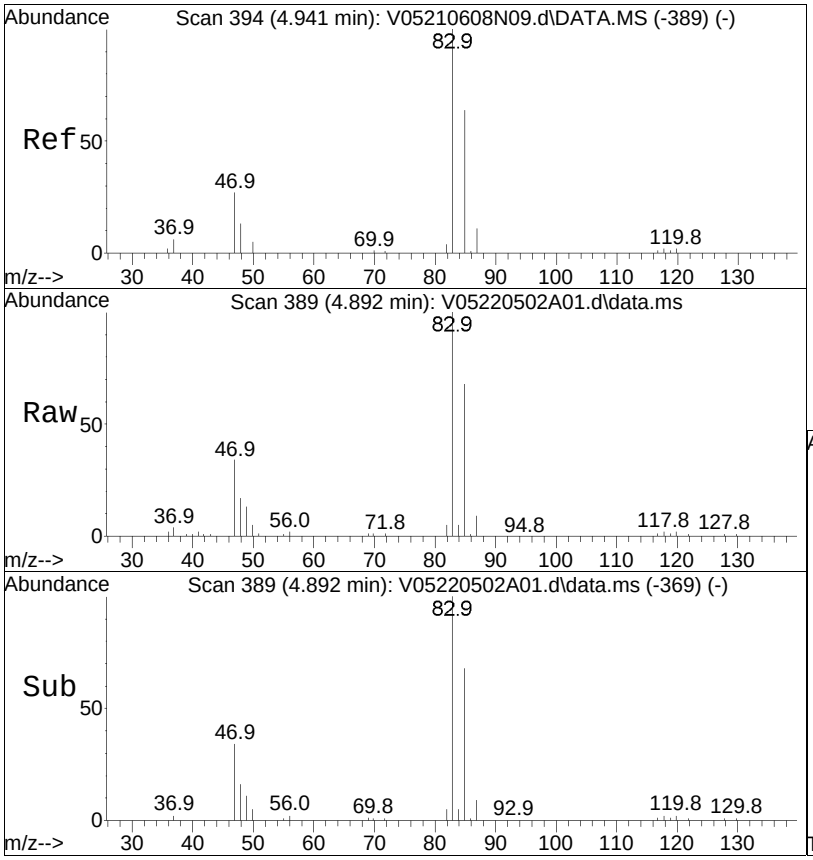

#32
Chloroform
Concen: 10.68 ug/L
RT: 4.892 min Scan# 389
Delta R.T. -0.000 min
Lab File: V05220502A01.d
Acq: 2 May 2022 7:03 am

Tgt Ion: 83 Resp: 164077

Ion	Ratio	Lower	Upper
83	100		
85	64.6	42.8	89.0
47	31.6	13.7	28.4#
48	16.6	6.9	14.3#

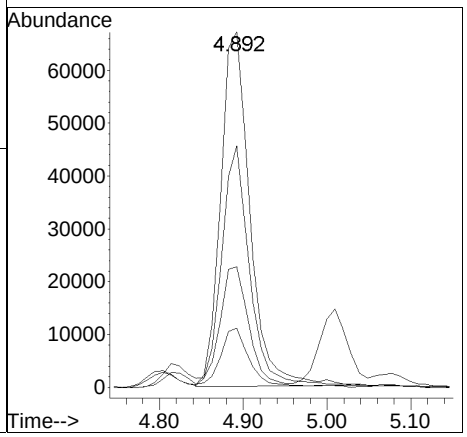

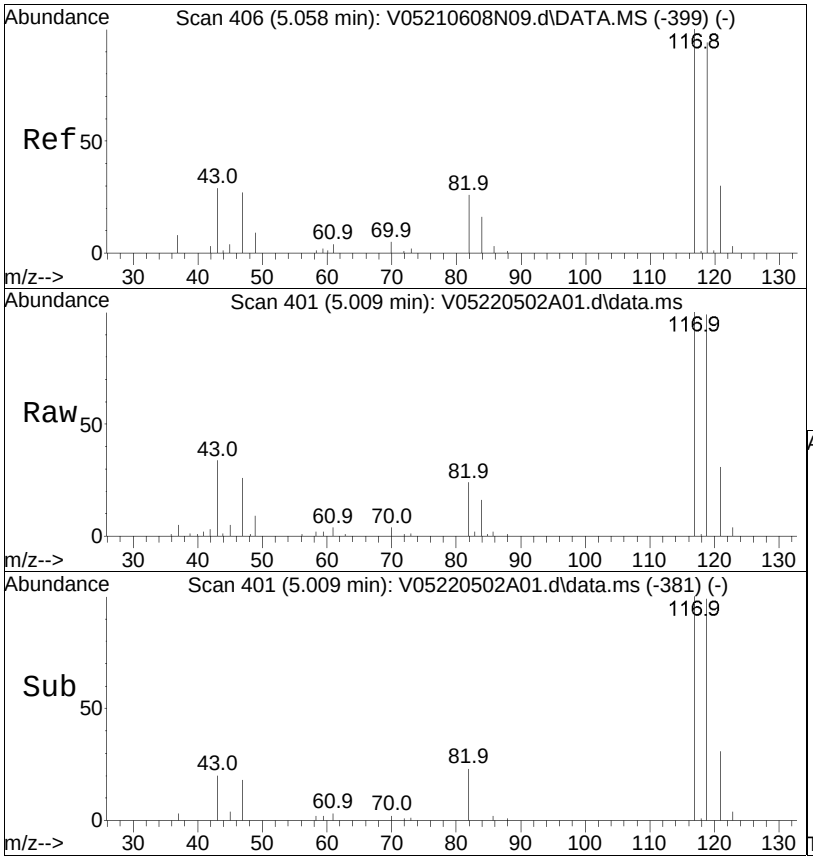

#34
Carbon tetrachloride
Concen: 12.44 ug/L
RT: 5.009 min Scan# 401
Delta R.T. 0.000 min
Lab File: V05220502A01.d
Acq: 2 May 2022 7:03 am

Tgt Ion:117 Resp: 144524

Ion	Ratio	Lower	Upper
117	100		
119	96.5	63.6	132.2
121	30.8	19.8	41.0
82	22.3	15.9	32.9

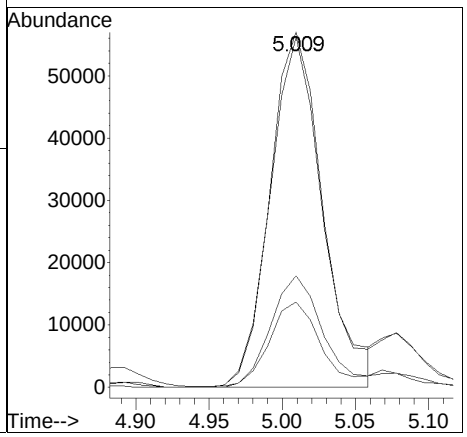

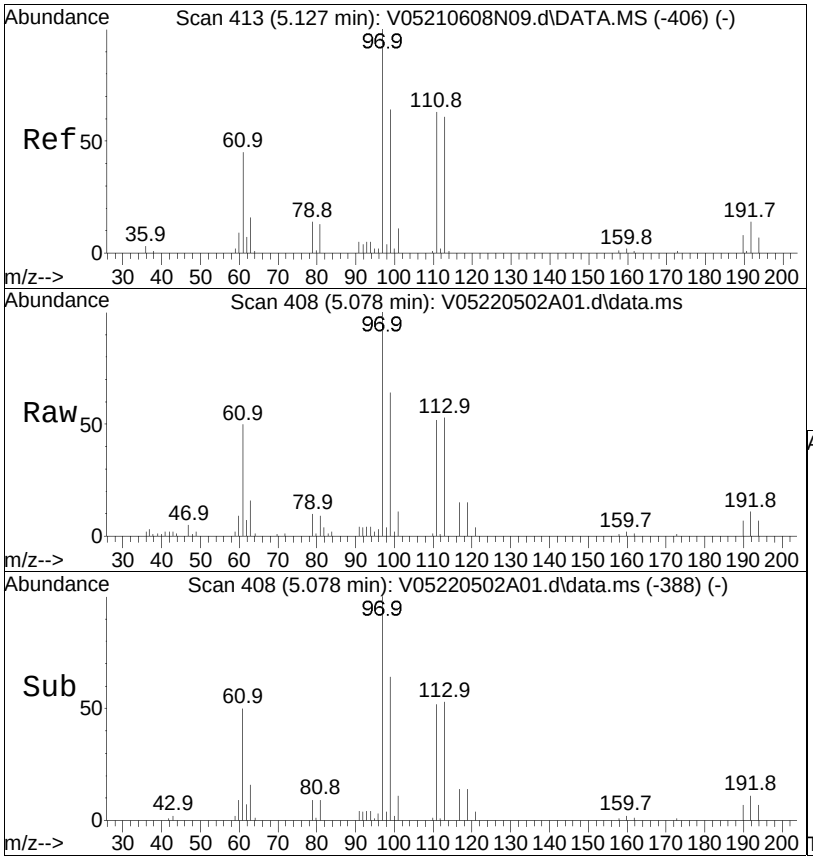

#37
1,1,1-Trichloroethane
Concen: 11.60 ug/L
RT: 5.078 min Scan# 408
Delta R.T. -0.000 min
Lab File: V05220502A01.d
Acq: 2 May 2022 7:03 am

Tgt Ion: 97 Resp: 153456

Ion	Ratio	Lower	Upper
97	100		
99	64.9	41.7	86.5
61	50.2	26.1	54.3
63	16.8	8.5	17.6

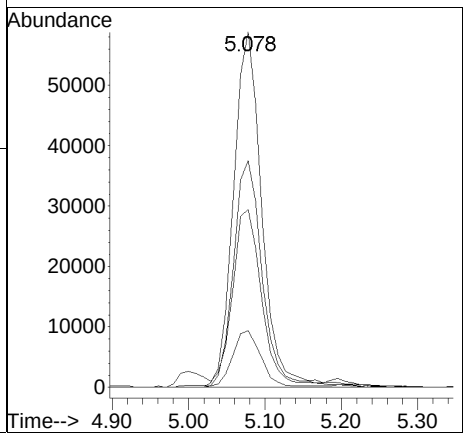

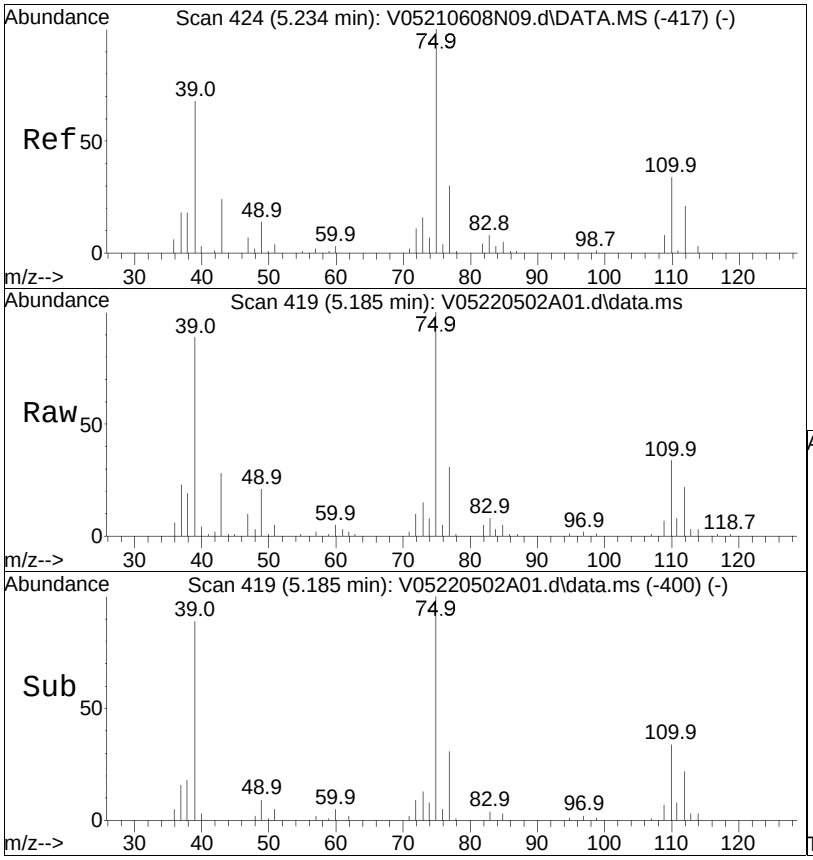

#39
2-Butanone
Concen: 9.36 ug/L
RT: 5.185 min Scan# 419
Delta R.T. -0.010 min
Lab File: V05220502A01.d
Acq: 2 May 2022 7:03 am

Tgt Ion: 43 Resp: 27005

Ion	Ratio	Lower	Upper
43	100		
72	36.6	55.6	83.4#

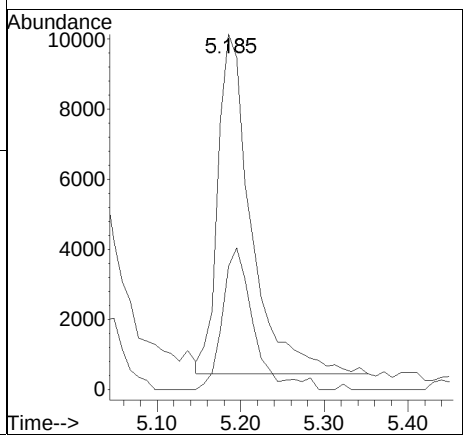

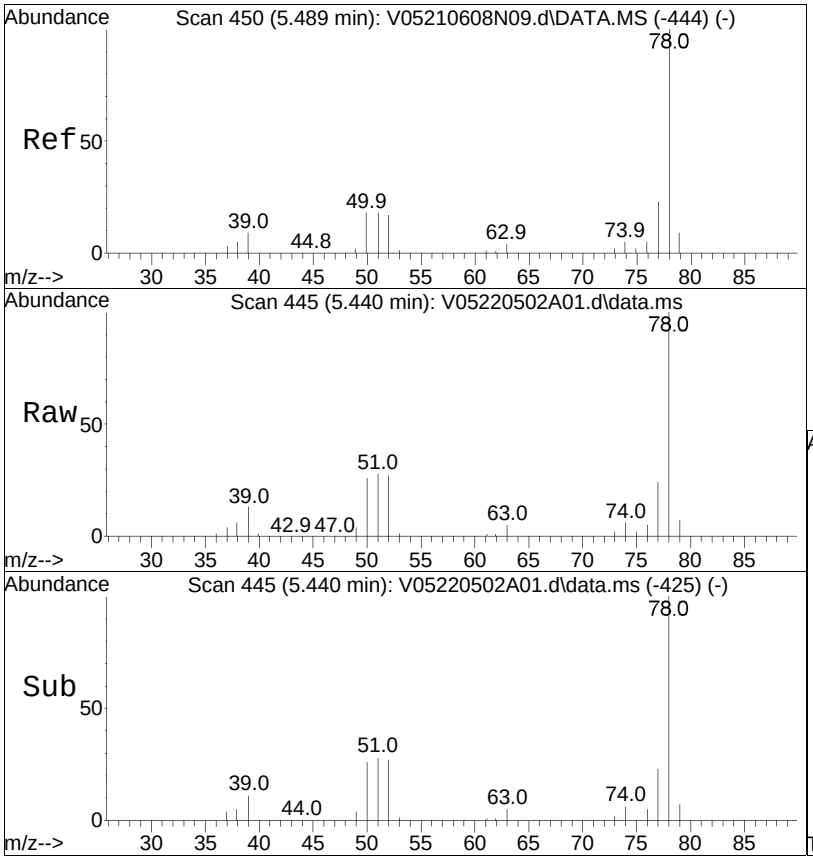

#41
Benzene
Concen: 10.23 ug/L
RT: 5.440 min Scan# 445
Delta R.T. -0.000 min
Lab File: V05220502A01.d
Acq: 2 May 2022 7:03 am

Tgt Ion: 78 Resp: 334688

Ion	Ratio	Lower	Upper
78	100		
77	23.4	15.2	31.6
51	26.9	10.5	21.7#
52	25.6	9.5	19.7#

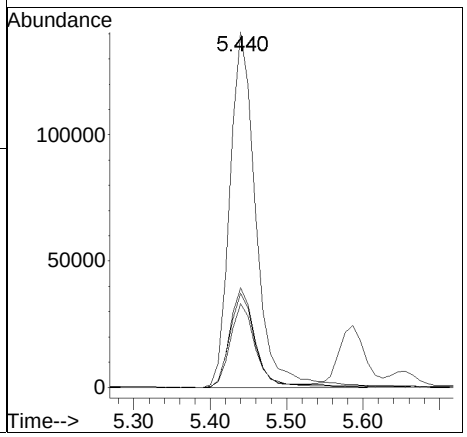

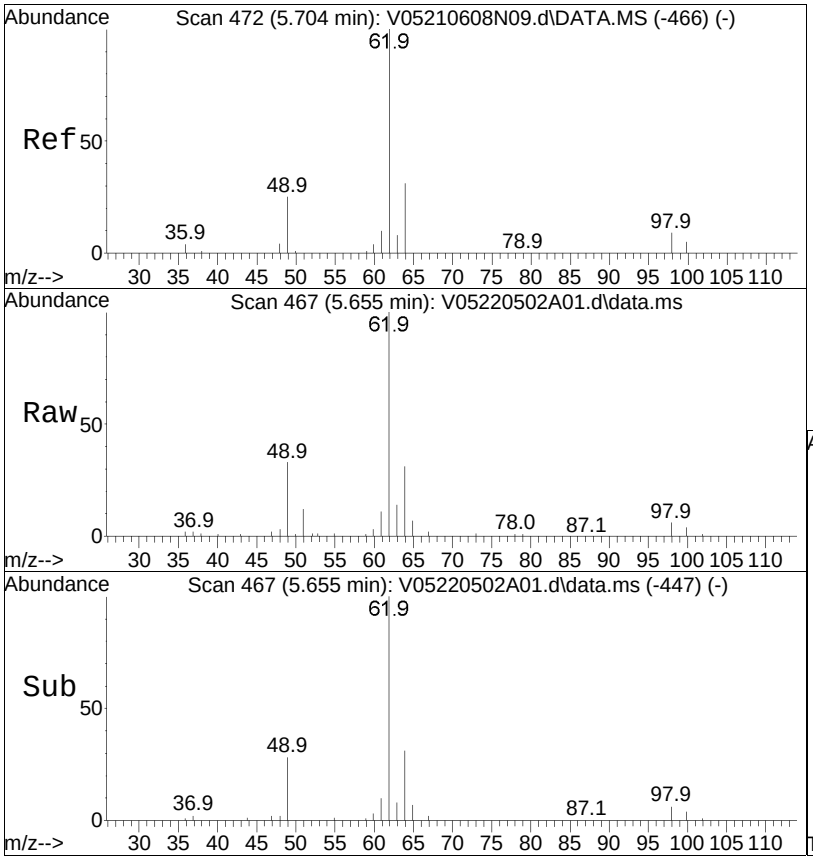

#44
1,2-Dichloroethane
Concen: 10.66 ug/L
RT: 5.655 min Scan# 467
Delta R.T. -0.000 min
Lab File: V05220502A01.d
Acq: 2 May 2022 7:03 am

Tgt Ion: 62 Resp: 136883

Ion	Ratio	Lower	Upper
62	100		
64	31.3	13.2	53.2
98	6.6	0.0	27.8

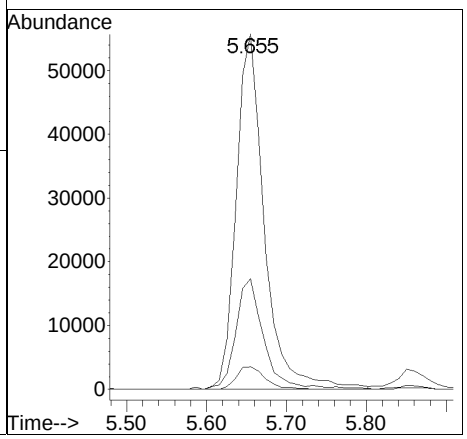

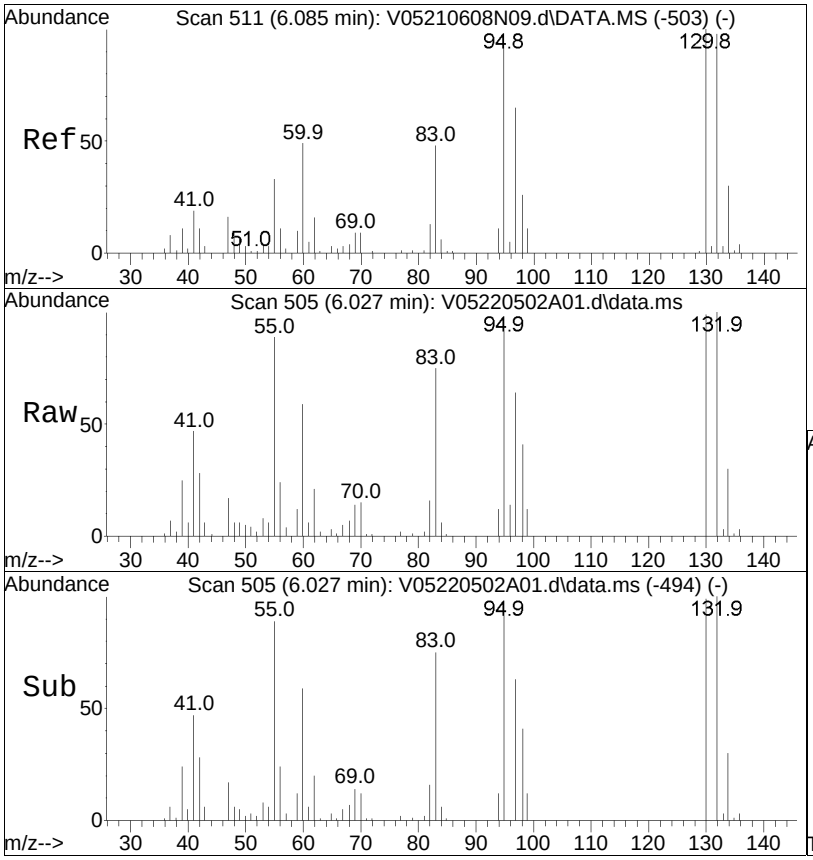

#48
Trichloroethene
Concen: 9.31 ug/L
RT: 6.027 min Scan# 505
Delta R.T. -0.009 min
Lab File: V05220502A01.d
Acq: 2 May 2022 7:03 am

Tgt Ion: 95 Resp: 87598

Ion	Ratio	Lower	Upper
95	100		
97	67.4	56.1	84.1
130	101.2	77.7	116.5

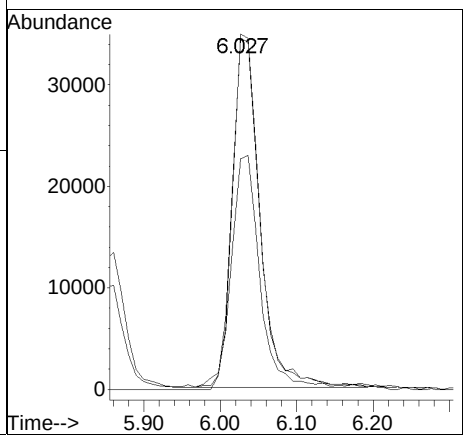

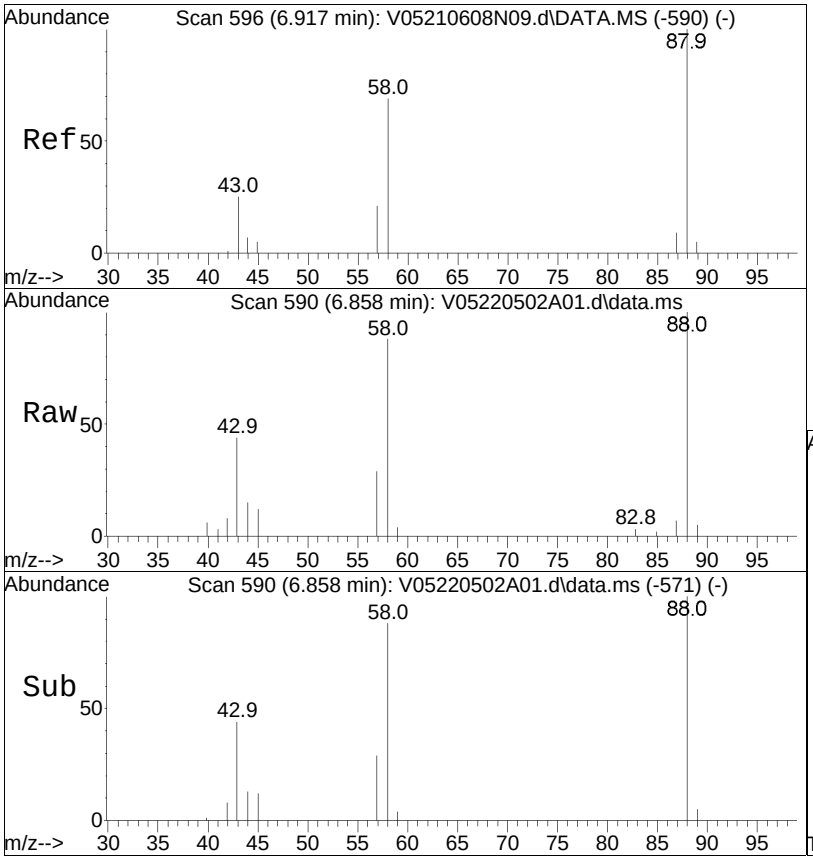

#57
1,4-Dioxane
Concen: 628.75 ug/L
RT: 6.858 min Scan# 590
Delta R.T. -0.010 min
Lab File: V05220502A01.d
Acq: 2 May 2022 7:03 am

Tgt Ion: 88 Resp: 21294

Ion	Ratio	Lower	Upper
88	100		
58	94.2	50.6	75.8#
43	46.3	20.5	30.7#

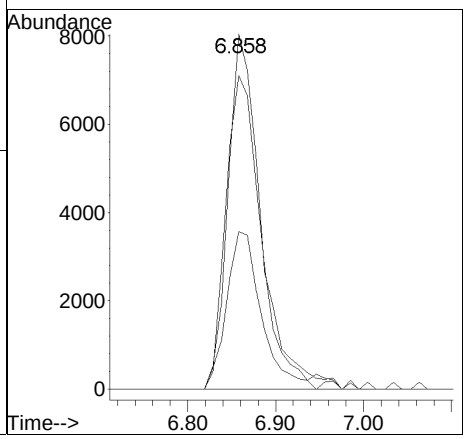

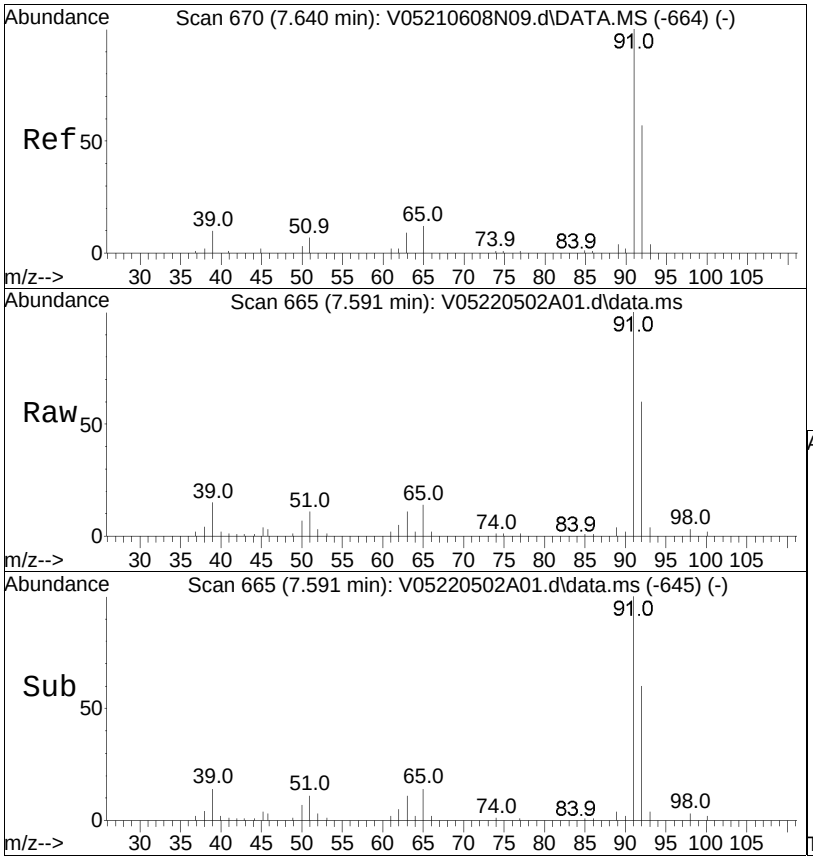

#61
Toluene
Concen: 10.08 ug/L
RT: 7.591 min Scan# 665
Delta R.T. 0.000 min
Lab File: V05220502A01.d
Acq: 2 May 2022 7:03 am

Tgt Ion: 92 Resp: 211776

Ion	Ratio	Lower	Upper
92	100		
91	166.5	135.2	202.8

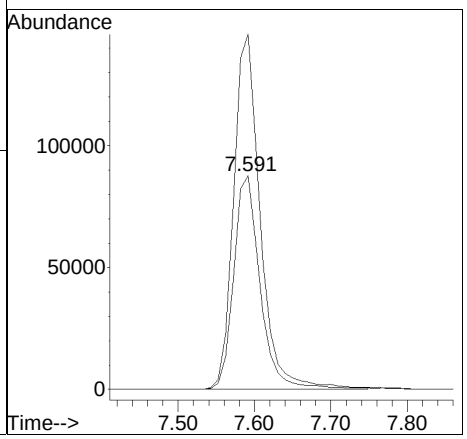

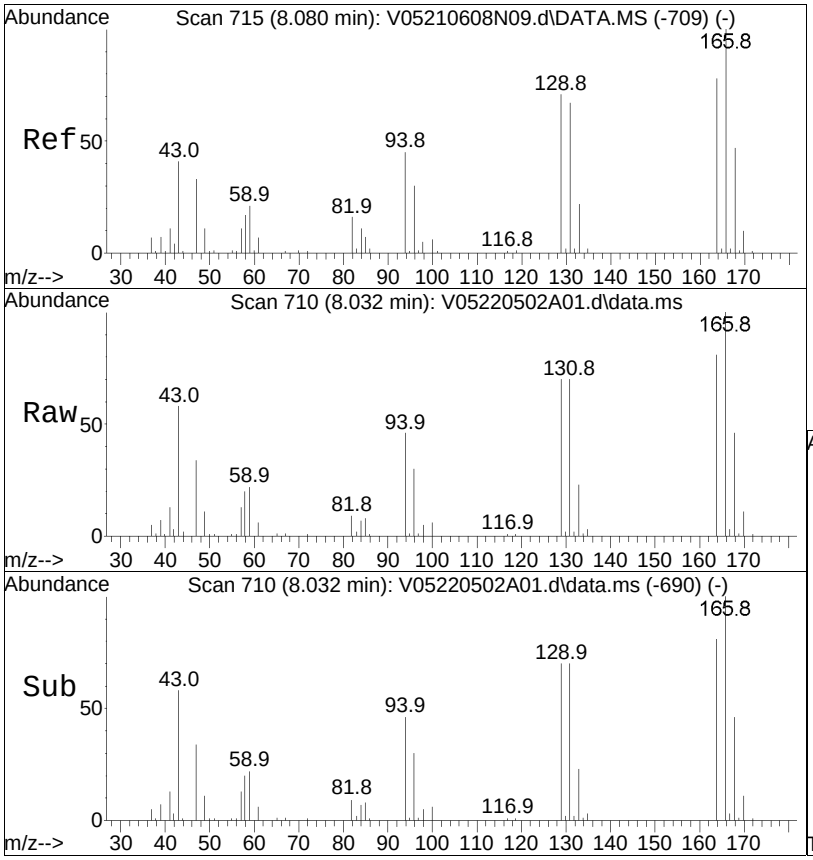

#63
Tetrachloroethene
Concen: 11.17 ug/L
RT: 8.032 min Scan# 710
Delta R.T. -0.000 min
Lab File: V05220502A01.d
Acq: 2 May 2022 7:03 am

Tgt Ion:166 Resp: 104269

Ion	Ratio	Lower	Upper
166	100		
168	45.8	30.2	70.2
94	44.9	32.5	72.5

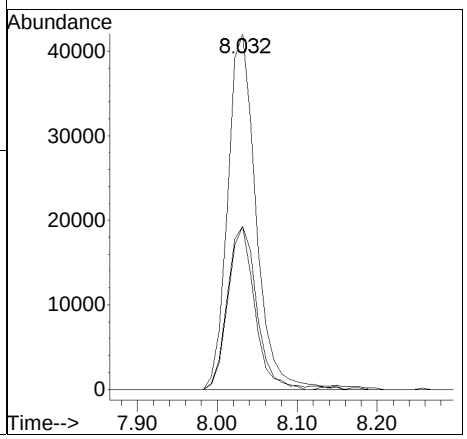

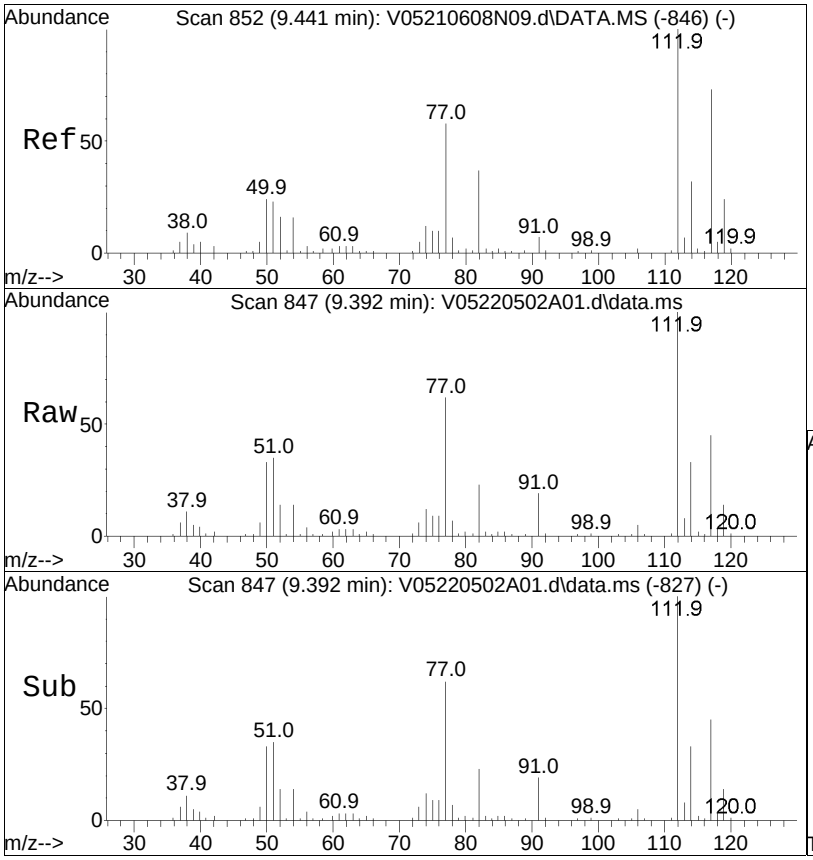

#73
Chlorobenzene
Concen: 9.98 ug/L
RT: 9.392 min Scan# 847
Delta R.T. 0.000 min
Lab File: V05220502A01.d
Acq: 2 May 2022 7:03 am

Tgt Ion:112 Resp: 233168

Ion	Ratio	Lower	Upper
112	100		
77	78.3	66.1	99.1
114	32.2	25.4	38.0

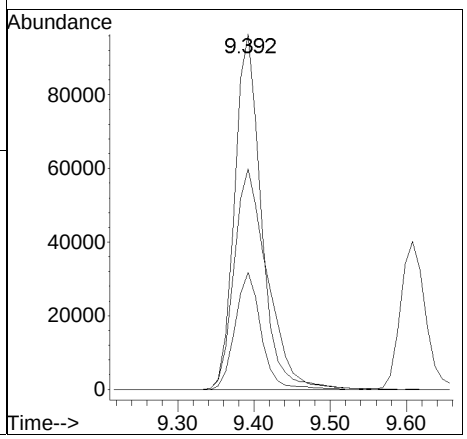

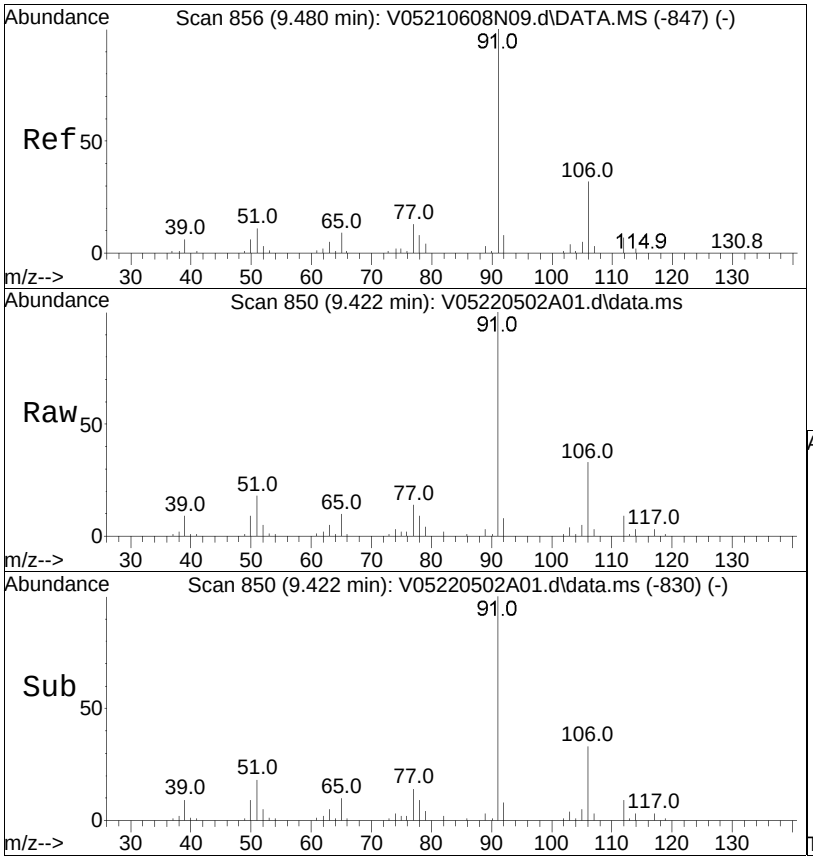

#74
Ethylbenzene
Concen: 10.01 ug/L
RT: 9.422 min Scan# 850
Delta R.T. -0.000 min
Lab File: V05220502A01.d
Acq: 2 May 2022 7:03 am

Tgt Ion: 91 Resp: 417212

Ion	Ratio	Lower	Upper
91	100		
106	31.9	22.9	34.3

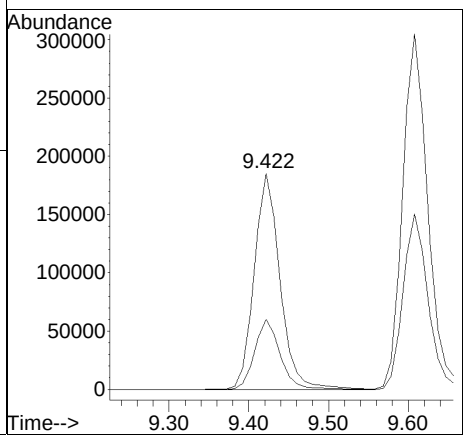

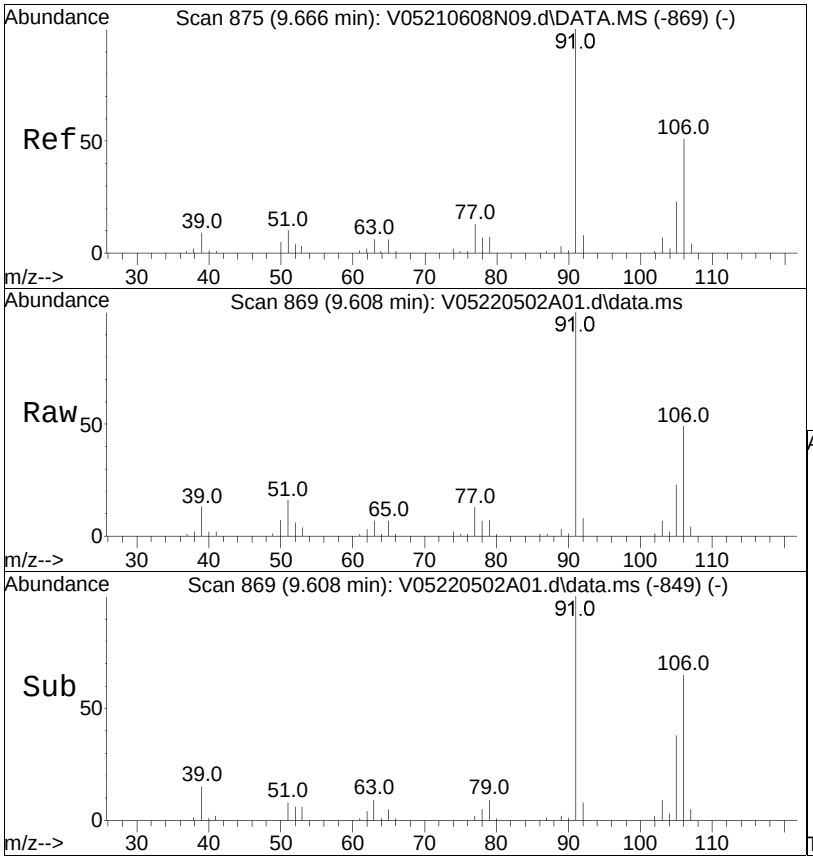

#76
p/m Xylene
Concen: 21.40 ug/L
RT: 9.608 min Scan# 869
Delta R.T. -0.000 min
Lab File: V05220502A01.d
Acq: 2 May 2022 7:03 am

Tgt Ion:106 Resp: 332430

Ion	Ratio	Lower	Upper
106	100		
91	201.6	177.2	265.8

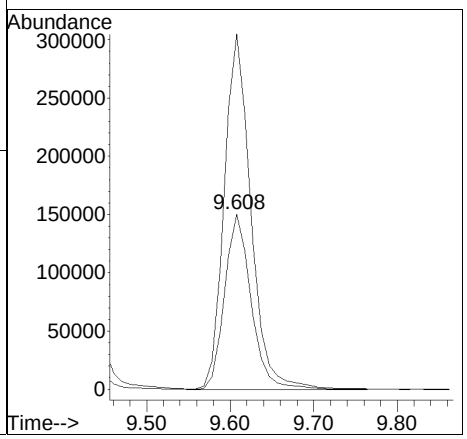

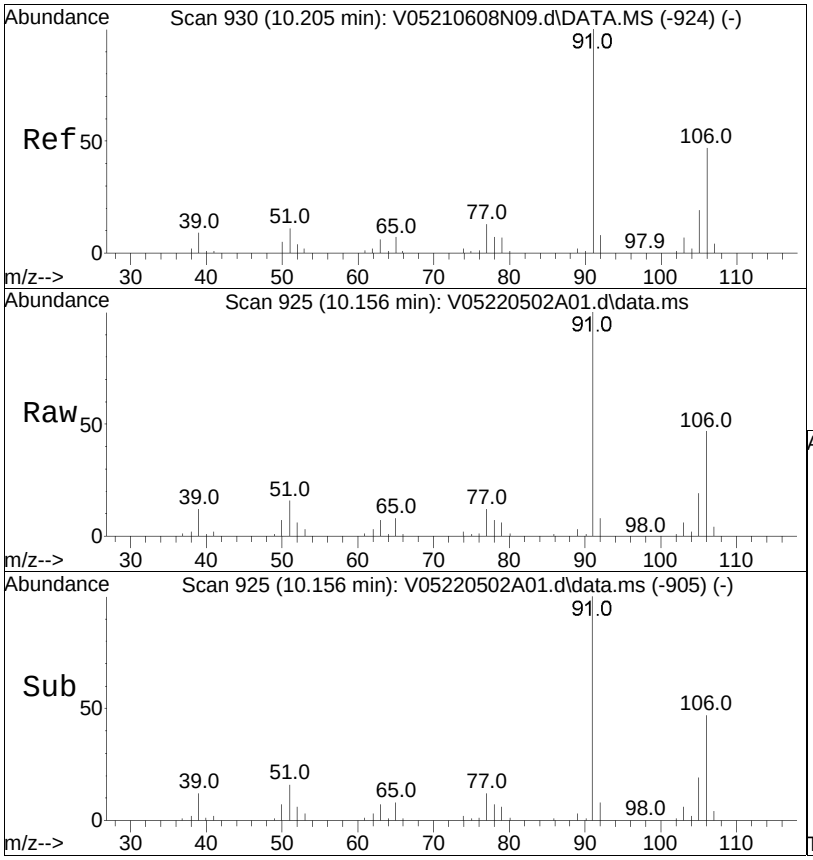

#77
o Xylene
Concen: 21.47 ug/L
RT: 10.156 min Scan# 925
Delta R.T. 0.000 min
Lab File: V05220502A01.d
Acq: 2 May 2022 7:03 am

Tgt Ion:106 Resp: 318539

Ion	Ratio	Lower	Upper
106	100		
91	215.1	187.0	280.6

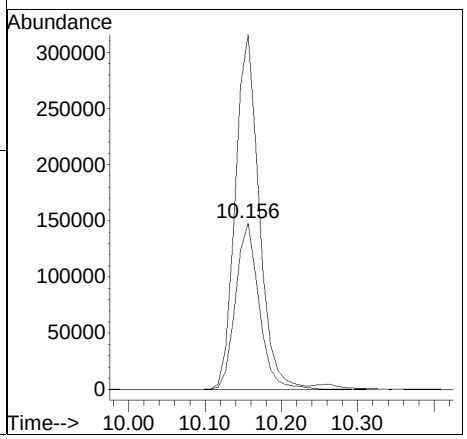



#85
n-Propylbenzene
Concen: 10.34 ug/L
RT: 11.028 min Scan# 1014
Delta R.T. -0.010 min
Lab File: V05220502A01.d
Acq: 2 May 2022 7:03 am

Tgt Ion: 91 Resp: 514992

Ion	Ratio	Lower	Upper
91	100		
120	22.6	17.3	25.9

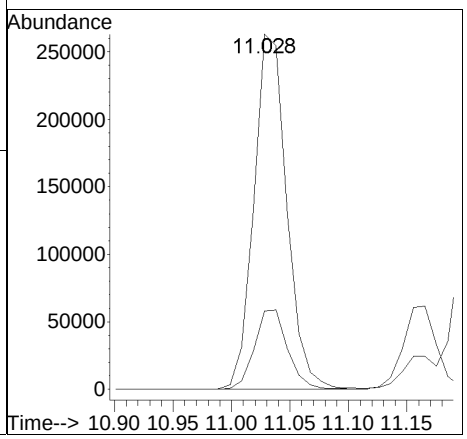

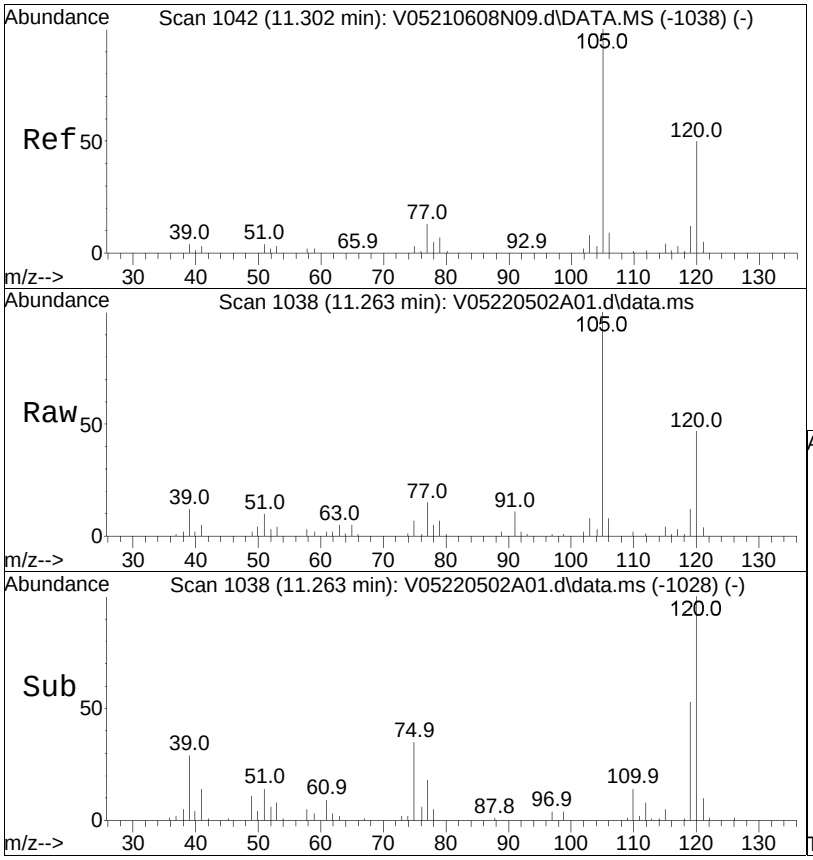

#90
1,3,5-Trimethylbenzene
Concen: 10.62 ug/L
RT: 11.263 min Scan# 1038
Delta R.T. 0.000 min
Lab File: V05220502A01.d
Acq: 2 May 2022 7:03 am

Tgt Ion:105 Resp: 384983

Ion	Ratio	Lower	Upper
105	100		
120	46.1	37.0	55.6

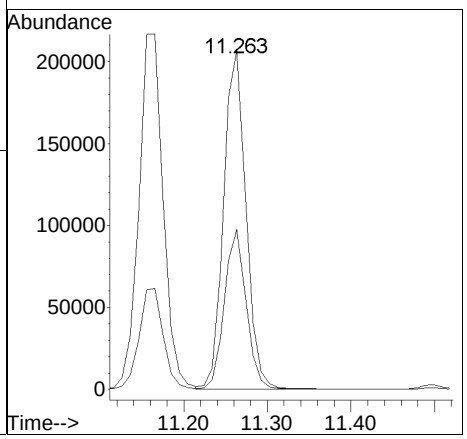

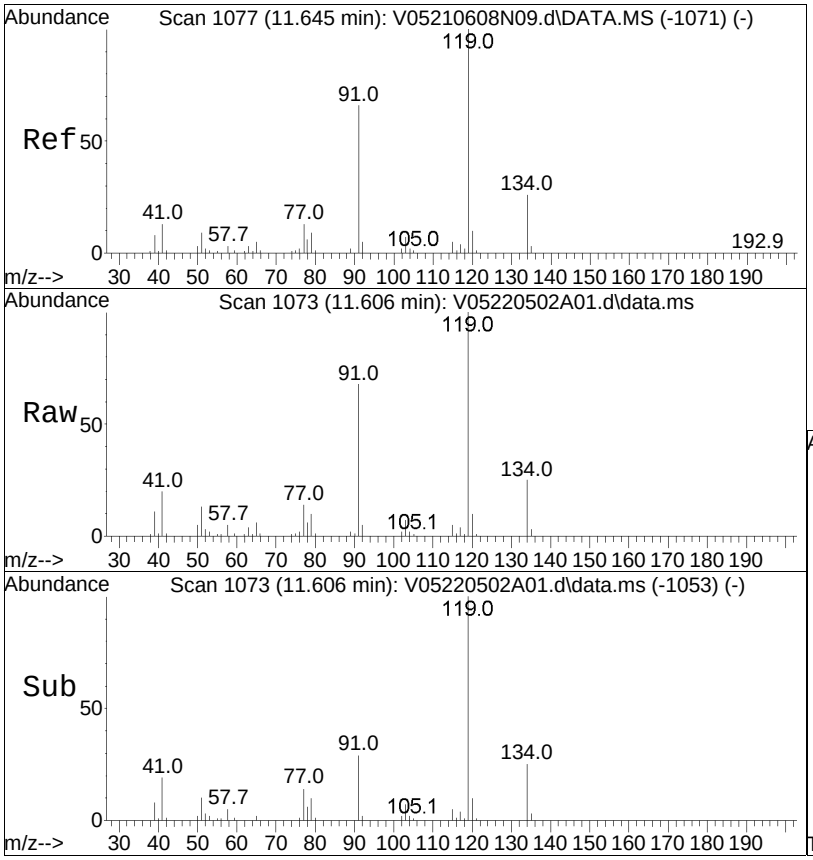

#94
tert-Butylbenzene
Concen: 10.40 ug/L
RT: 11.606 min Scan# 1073
Delta R.T. 0.000 min
Lab File: V05220502A01.d
Acq: 2 May 2022 7:03 am

Tgt Ion:119 Resp: 324255

Ion	Ratio	Lower	Upper
119	100		
91	69.3	49.2	73.8
134	25.1	18.3	27.5

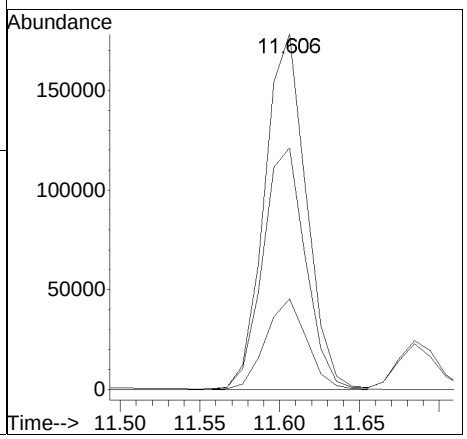

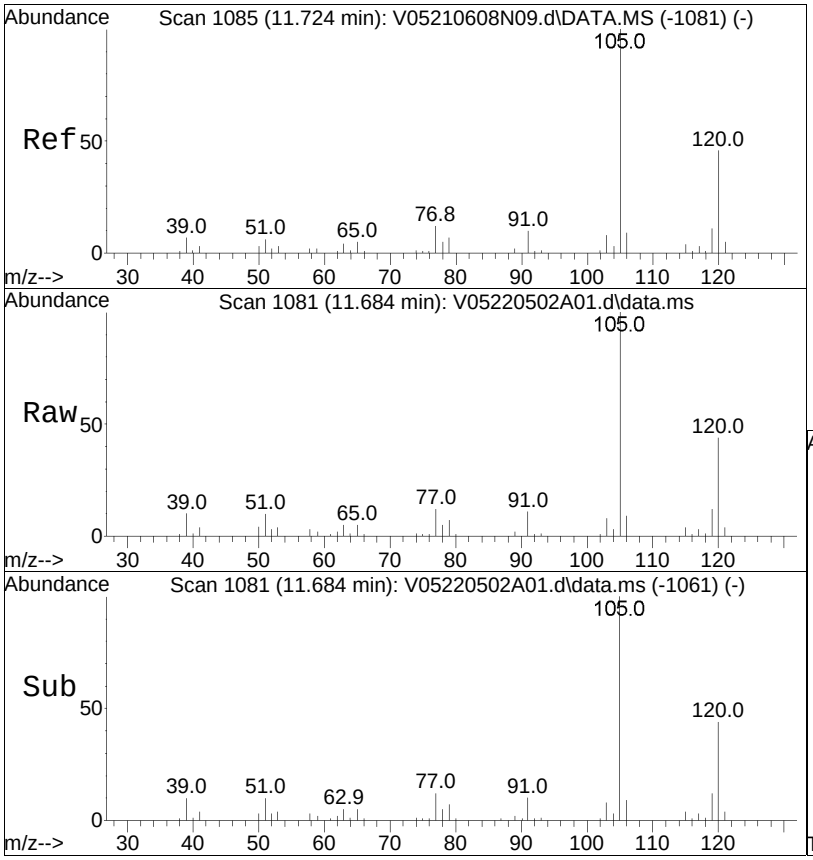

#97
1,2,4-Trimethylbenzene
Concen: 10.45 ug/L
RT: 11.684 min Scan# 1081
Delta R.T. 0.000 min
Lab File: V05220502A01.d
Acq: 2 May 2022 7:03 am

Tgt Ion:105 Resp: 369200

Ion	Ratio	Lower	Upper
105	100		
120	43.3	34.4	51.6

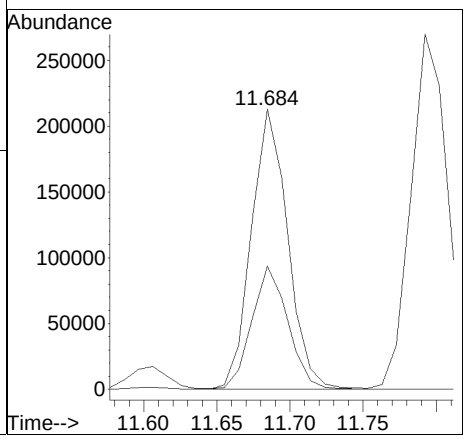

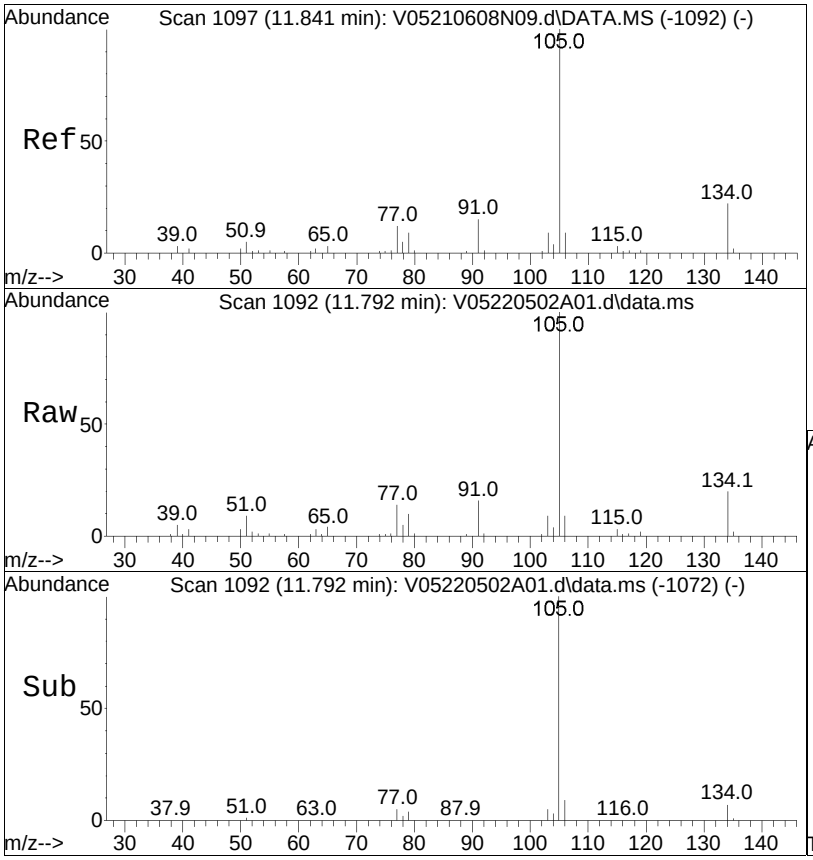

#98
sec-Butylbenzene
Concen: 10.71 ug/L
RT: 11.792 min Scan# 1092
Delta R.T. 0.000 min
Lab File: V05220502A01.d
Acq: 2 May 2022 7:03 am

Tgt Ion:105 Resp: 475587

Ion	Ratio	Lower	Upper
105	100		
134	20.5	12.9	26.9

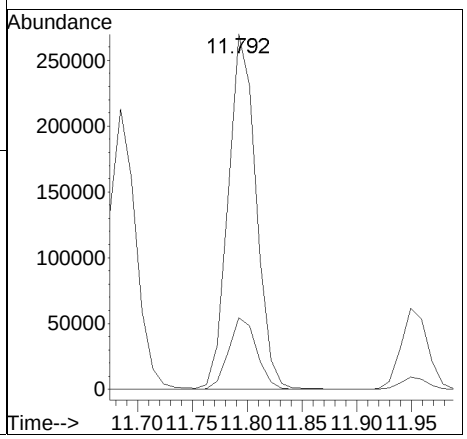

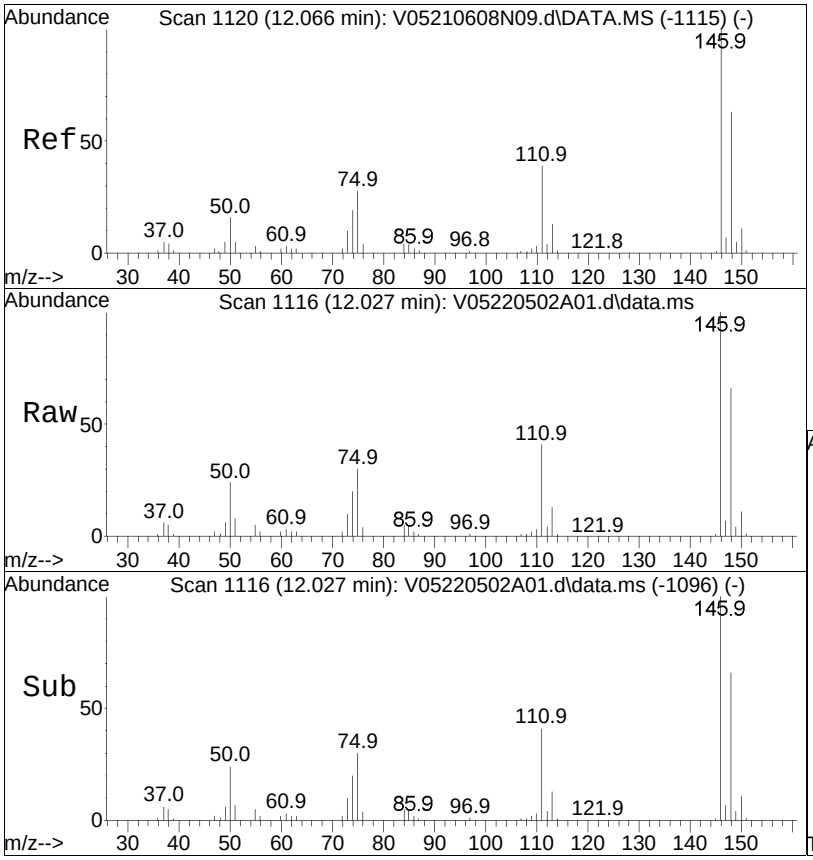

#100
1,3-Dichlorobenzene
Concen: 10.13 ug/L
RT: 12.027 min Scan# 1116
Delta R.T. 0.000 min
Lab File: V05220502A01.d
Acq: 2 May 2022 7:03 am

Tgt Ion:146 Resp: 191286

Ion	Ratio	Lower	Upper
146	100		
111	42.1	28.0	58.1
148	65.5	41.6	86.4

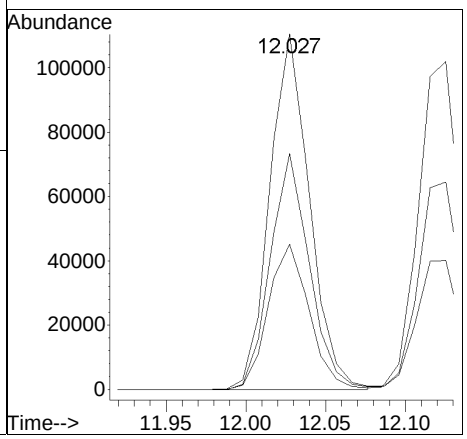

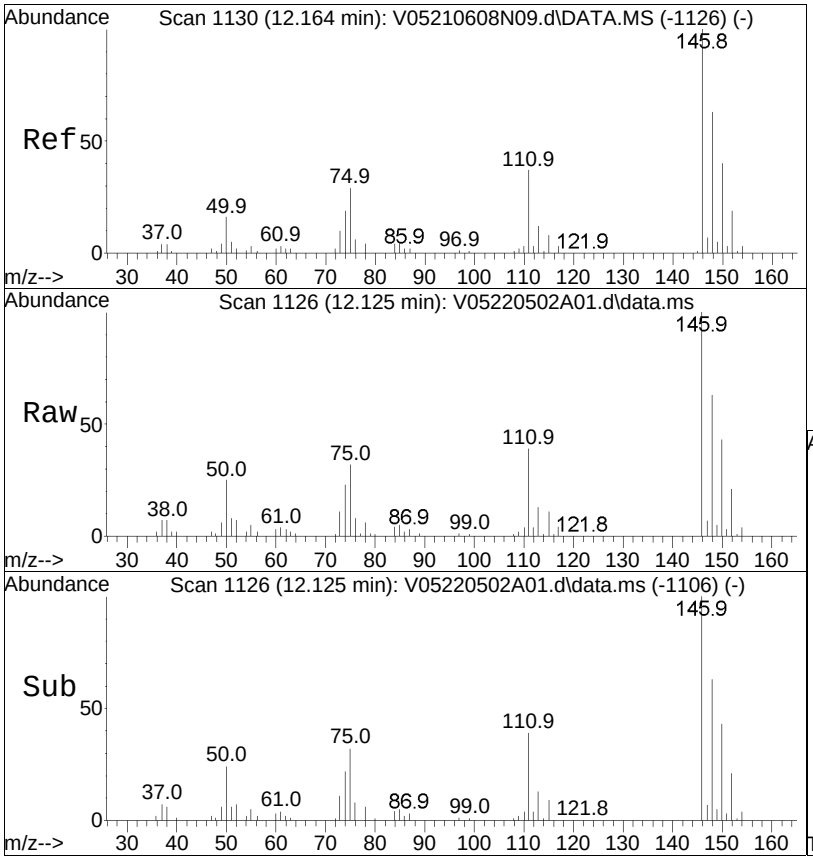

#101
1,4-Dichlorobenzene
Concen: 10.08 ug/L
RT: 12.125 min Scan# 1126
Delta R.T. 0.000 min
Lab File: V05220502A01.d
Acq: 2 May 2022 7:03 am

Tgt Ion:146 Resp: 192827

Ion	Ratio	Lower	Upper
146	100		
111	40.6	33.8	50.6
148	63.9	51.0	76.6

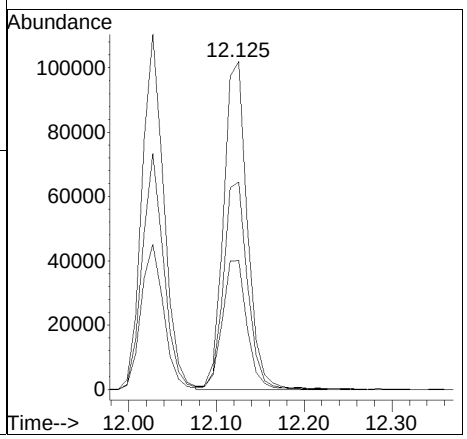

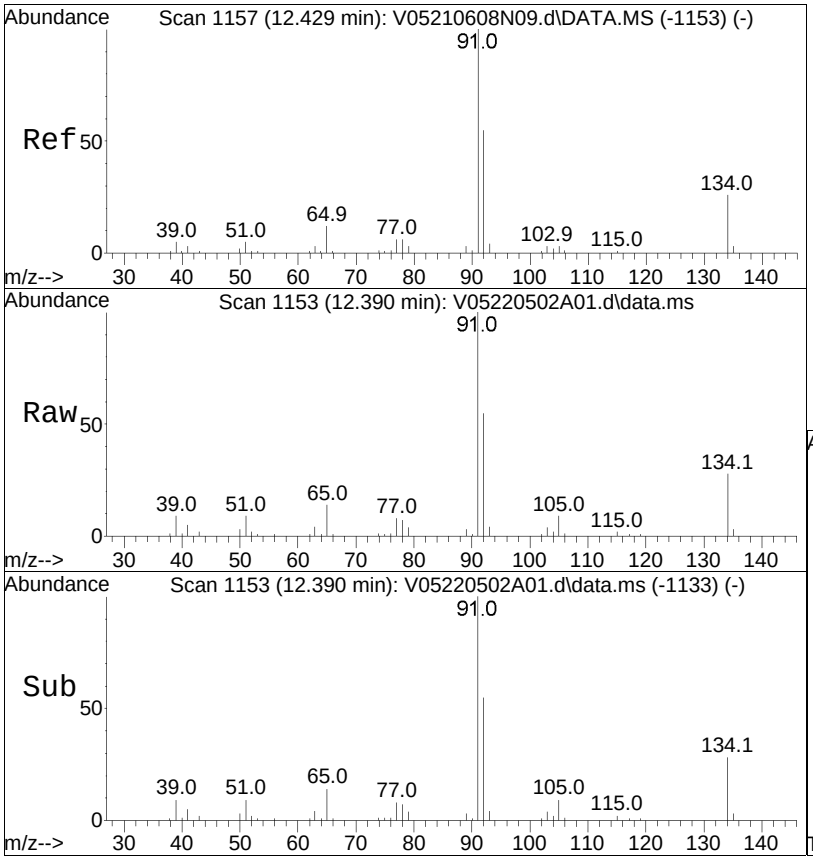

#103
n-Butylbenzene
Concen: 10.58 ug/L
RT: 12.390 min Scan# 1153
Delta R.T. -0.000 min
Lab File: V05220502A01.d
Acq: 2 May 2022 7:03 am

Tgt Ion: 91 Resp: 333528

Ion	Ratio	Lower	Upper
91	100		
92	55.0	44.2	66.2
134	27.2	20.2	30.2

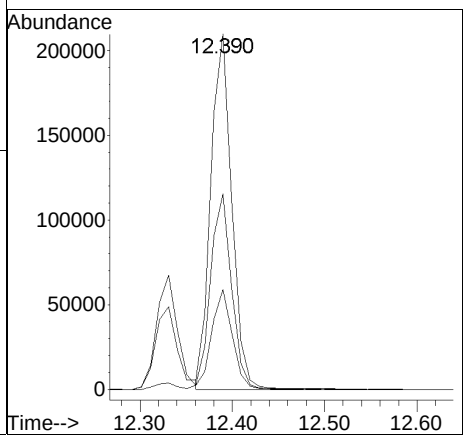

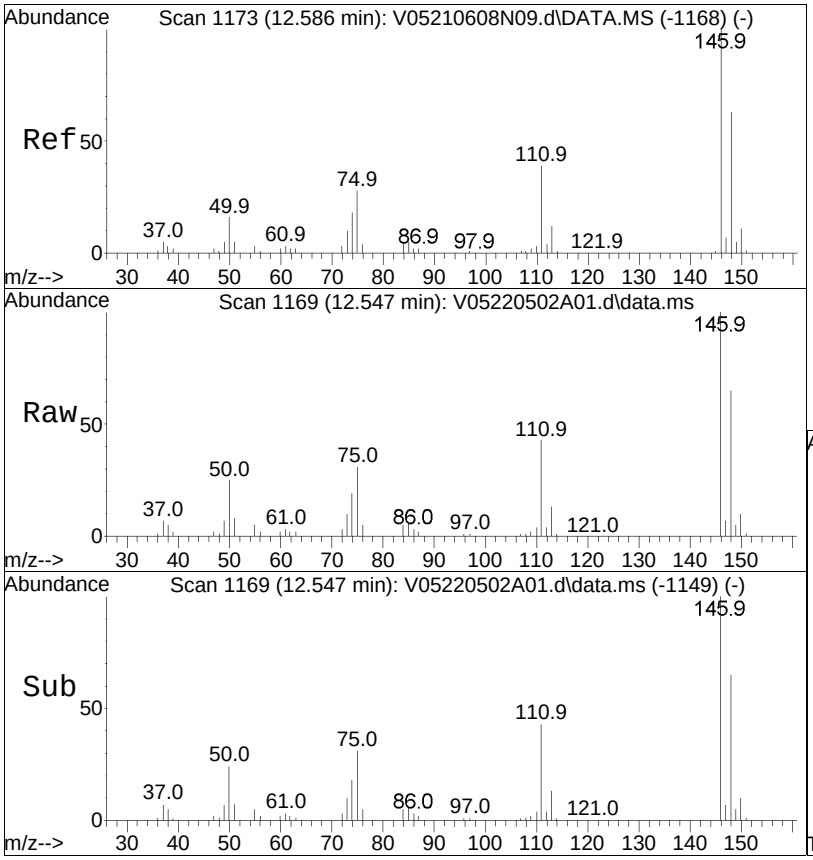

#104
1,2-Dichlorobenzene
Concen: 9.98 ug/L
RT: 12.547 min Scan# 1169
Delta R.T. 0.001 min
Lab File: V05220502A01.d
Acq: 2 May 2022 7:03 am

Tgt Ion:146 Resp: 170068

Ion	Ratio	Lower	Upper
146	100		
111	42.1	29.1	60.5
148	63.4	41.7	86.7

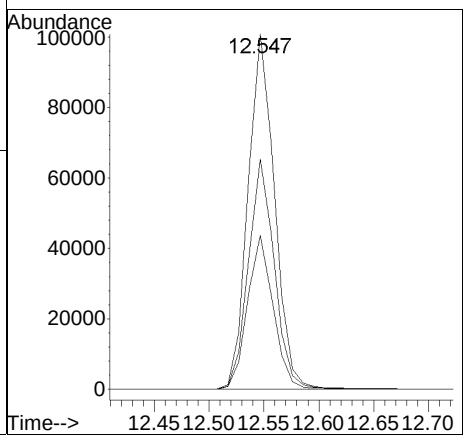

Quantitation Report (QT Reviewed)

Data Path : I:\VOLATILES\VOA105\2022\220502A\
Data File : V05220502A02.d
Acq On : 2 May 2022 7:26 am
Operator : VOA105:PD
Sample : WG1633727-4,31,10,10 (Sig #1); 8260 CCAL (Sig #2)
Misc : WG1633727,ICAL18736 (Sig #1); WG,ICAL18736 (Sig #2)
ALS Vial : 2 Sample Multiplier: 1

Quant Time: May 02 08:01:18 2022
Quant Method : I:\VOLATILES\VOA105\2022\220502A\V105_220208N_8260.m
Quant Title : VOLATILES BY GC/MS
QLast Update : Wed Feb 09 11:34:23 2022
Response via : Initial Calibration

CCAL FILE(s) : 1 - I:\VOLATILES\VOA105\2022\220502A\V05220502A01.d
Sub List : 8260-Curve-IM-2CEVE - Megamix plus Diox-Iodomethane

Compound	R.T.	QIon	Response	Conc Units	Dev(Min)
Internal Standards					
1) Fluorobenzene	5.860	96	364351	10.000 ug/L	0.00
Standard Area 1 = 367229			Recovery =	99.22%	
59) Chlorobenzene-d5	9.373	117	277113	10.000 ug/L	0.00
Standard Area 1 = 279312			Recovery =	99.21%	
79) 1,4-Dichlorobenzene-d4	12.106	152	153847	10.000 ug/L	0.00
Standard Area 1 = 155867			Recovery =	98.70%	
System Monitoring Compounds					
36) Dibromofluoromethane	5.068	113	100613	10.601 ug/L	0.00
Spiked Amount 10.000	Range 70 - 130		Recovery =	106.01%	
43) 1,2-Dichloroethane-d4	5.587	65	140295	11.234 ug/L	0.00
Spiked Amount 10.000	Range 70 - 130		Recovery =	112.34%	
60) Toluene-d8	7.533	98	354107	9.786 ug/L	0.00
Spiked Amount 10.000	Range 70 - 130		Recovery =	97.86%	
83) 4-Bromofluorobenzene	10.881	95	139147	9.989 ug/L	0.00
Spiked Amount 10.000	Range 70 - 130		Recovery =	99.89%	
Target Compounds					Qvalue
4) Vinyl chloride	1.831	62	95915	9.672 ug/L	87
10) 1,1-Dichloroethene	2.848	96	72208	10.647 ug/L #	71
15) Methylene chloride	3.396	84	81156	9.834 ug/L #	39
17) Acetone	3.454	43	16316	9.436 ug/L	99
18) trans-1,2-Dichloroethene	3.542	96	81095	10.308 ug/L	76
20) Methyl tert-butyl ether	3.630	73	170319	10.762 ug/L #	80
23) 1,1-Dichloroethane	4.119	63	182726	10.059 ug/L	94
28) cis-1,2-Dichloroethene	4.628	96	87716	9.761 ug/L #	76
32) Chloroform	4.892	83	163138	10.703 ug/L #	93
34) Carbon tetrachloride	5.009	117	141792	12.305 ug/L	99
37) 1,1,1-Trichloroethane	5.078	97	153326	11.686 ug/L	94
39) 2-Butanone	5.186	43	24585	8.593 ug/L #	64
41) Benzene	5.440	78	326921	10.072 ug/L #	84
44) 1,2-Dichloroethane	5.655	62	136244	10.690 ug/L	95
48) Trichloroethene	6.036	95	87223	9.343 ug/L	96
57) 1,4-Dioxane	6.858	88	19573	582.498 ug/L #	50
61) Toluene	7.592	92	208811	10.018 ug/L	98
63) Tetrachloroethene	8.032	166	102832	11.103 ug/L	93
73) Chlorobenzene	9.392	112	229244	9.890 ug/L	96
74) Ethylbenzene	9.422	91	415904	10.057 ug/L	96

Data Path : I:\VOLATILES\VOA105\2022\220502A\
Data File : V05220502A02.d
Acq On : 2 May 2022 7:26 am
Operator : VOA105:PD
Sample : WG1633727-4,31,10,10 (Sig #1); 8260 CCAL (Sig #2)
Misc : WG1633727,ICAL18736 (Sig #1); WG,ICAL18736 (Sig #2)
ALS Vial : 2 Sample Multiplier: 1

Quant Time: May 02 08:01:18 2022
Quant Method : I:\VOLATILES\VOA105\2022\220502A\V105_220208N_8260.m
Quant Title : VOLATILES BY GC/MS
QLast Update : Wed Feb 09 11:34:23 2022
Response via : Initial Calibration

CCAL FILE(s) : 1 - I:\VOLATILES\VOA105\2022\220502A\V05220502A01.d
Sub List : 8260-Curve-IM-2CEVE - Megamix plus Diox-Iodomethane

Compound	R.T.	QIon	Response	Conc	Units	Dev(Min)
76) p/m Xylene	9.608	106	324646	21.064	ug/L	91
77) o Xylene	10.156	106	311015	21.131	ug/L	91
85) n-Propylbenzene	11.028	91	500230	10.178	ug/L	96
90) 1,3,5-Trimethylbenzene	11.263	105	378180	10.574	ug/L	99
94) tert-Butylbenzene	11.606	119	320876	10.430	ug/L	92
97) 1,2,4-Trimethylbenzene	11.685	105	364702	10.458	ug/L	100
98) sec-Butylbenzene	11.792	105	465378	10.614	ug/L	99
100) 1,3-Dichlorobenzene	12.027	146	190553	10.221	ug/L	98
101) 1,4-Dichlorobenzene	12.116	146	192216	10.179	ug/L	99
103) n-Butylbenzene	12.390	91	326865	10.505	ug/L	97
104) 1,2-Dichlorobenzene	12.547	146	171908	10.225	ug/L	98

(#) = qualifier out of range (m) = manual integration (+) = signals summed

Quantitation Report (QT Reviewed)

Data Path : I:\VOLATILES\VOA105\2022\220502A\
Data File : V05220502A02.d
Acq On : 2 May 2022 7:26 am
Operator : VOA105:PD
Sample : WG1633727-4,31,10,10 (Sig #1); 8260 CCAL (Sig #2)
Misc : WG1633727,ICAL18736 (Sig #1); WG,ICAL18736 (Sig #2)
ALS Vial : 2 Sample Multiplier: 1

Quant Time: May 02 08:01:18 2022
Quant Method : I:\VOLATILES\VOA105\2022\220502A\V105_220208N_8260.m
Quant Title : VOLATILES BY GC/MS
QLast Update : Wed Feb 09 11:34:23 2022
Response via : Initial Calibration

Sub List : 8260-Curve-IM-2CEVE - Megamix plus Diox-Iodomethane•

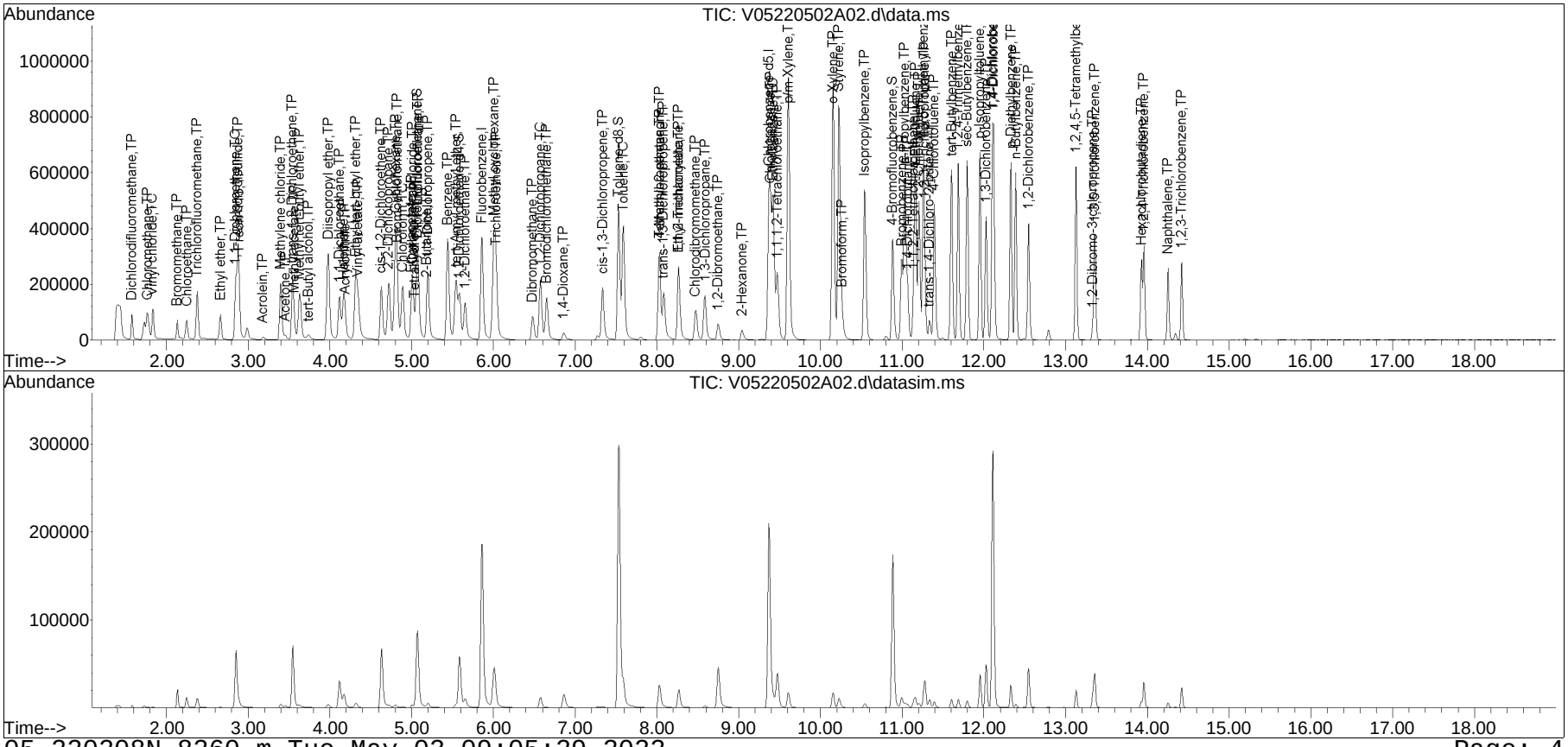

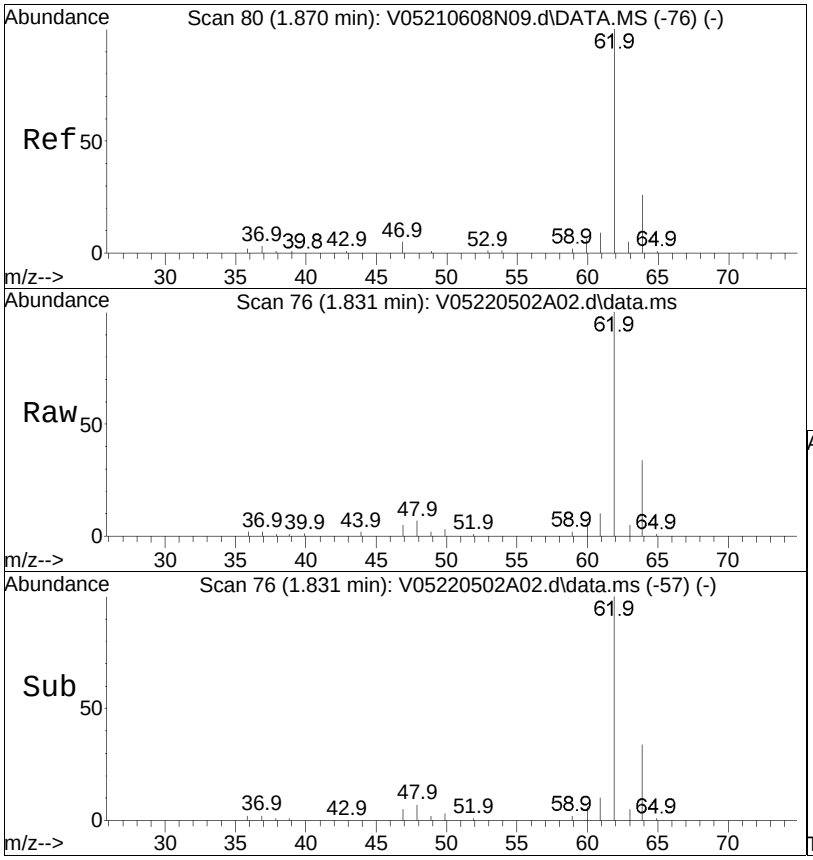

#4
Vinyl chloride
Concen: 9.67 ug/L
RT: 1.831 min Scan# 76
Delta R.T. -0.009 min
Lab File: V05220502A02.d
Acq: 2 May 2022 7:26 am

Tgt Ion: 62 Resp: 95915

Ion	Ratio	Lower	Upper
62	100		
64	40.7	13.5	53.5

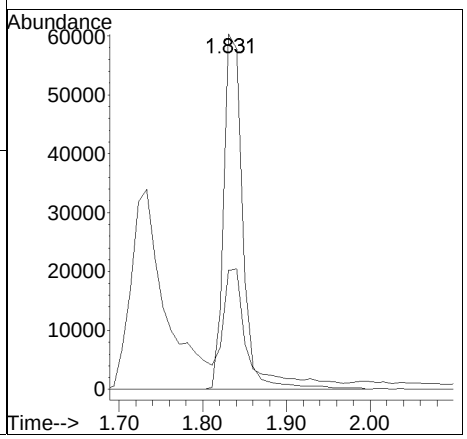

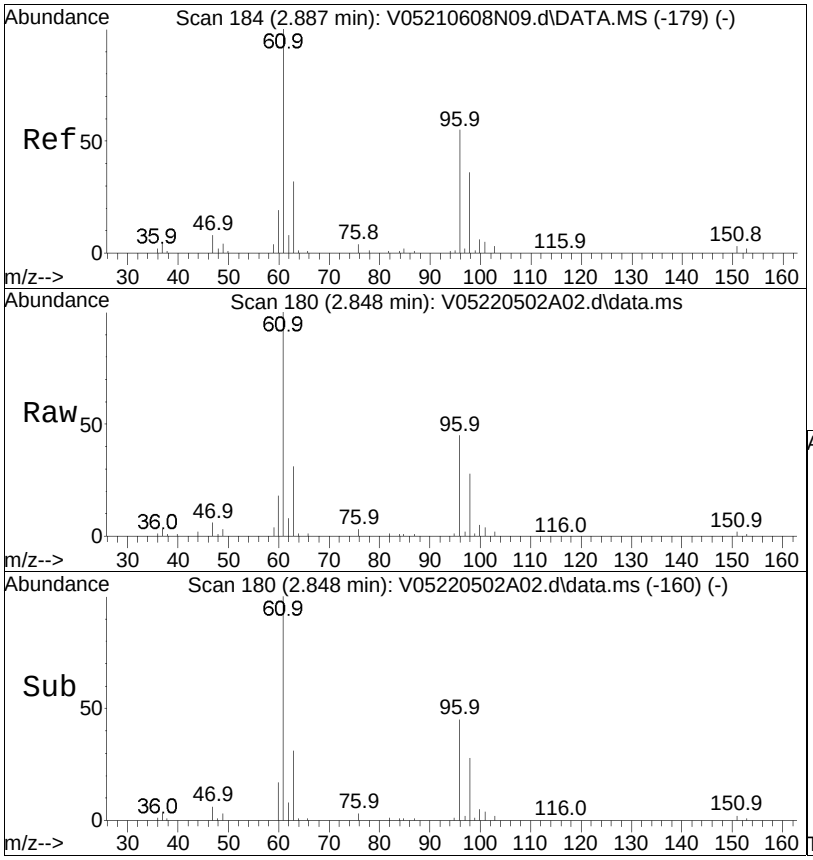

#10
1,1-Dichloroethene
Concen: 10.65 ug/L
RT: 2.848 min Scan# 180
Delta R.T. -0.000 min
Lab File: V05220502A02.d
Acq: 2 May 2022 7:26 am

Tgt Ion: 96 Resp: 72208

Ion	Ratio	Lower	Upper
96	100		
61	217.7	136.7	205.1#
63	66.0	45.0	67.6

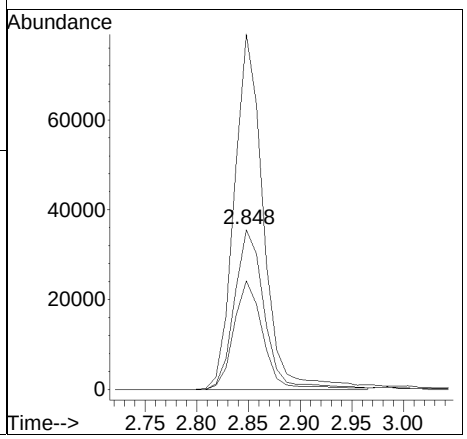

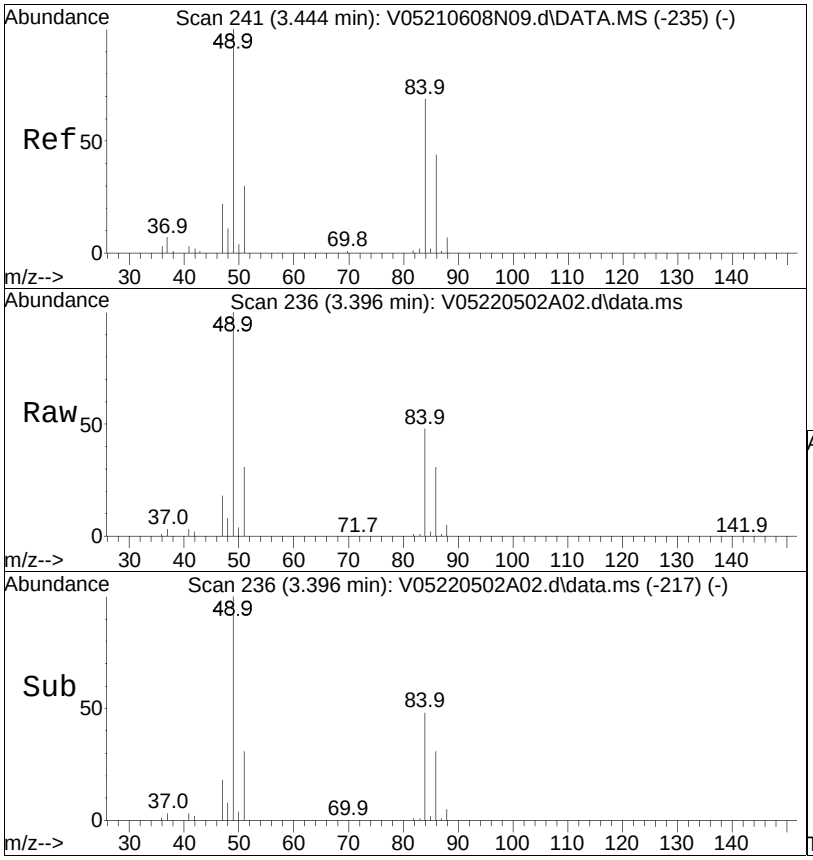

#15
Methylene chloride
Concen: 9.83 ug/L
RT: 3.396 min Scan# 236
Delta R.T. -0.009 min
Lab File: V05220502A02.d
Acq: 2 May 2022 7:26 am

Tgt Ion: 84 Resp: 81156

Ion	Ratio	Lower	Upper
84	100		
86	62.3	42.1	87.5
49	206.1	69.3	143.9#

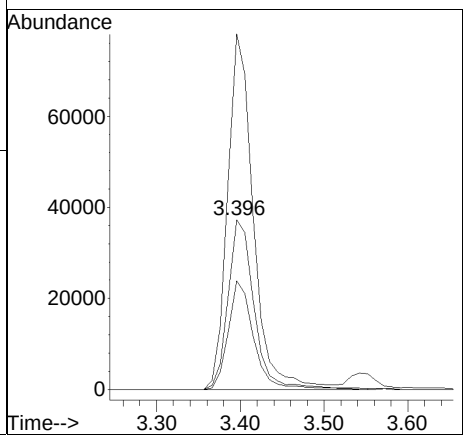

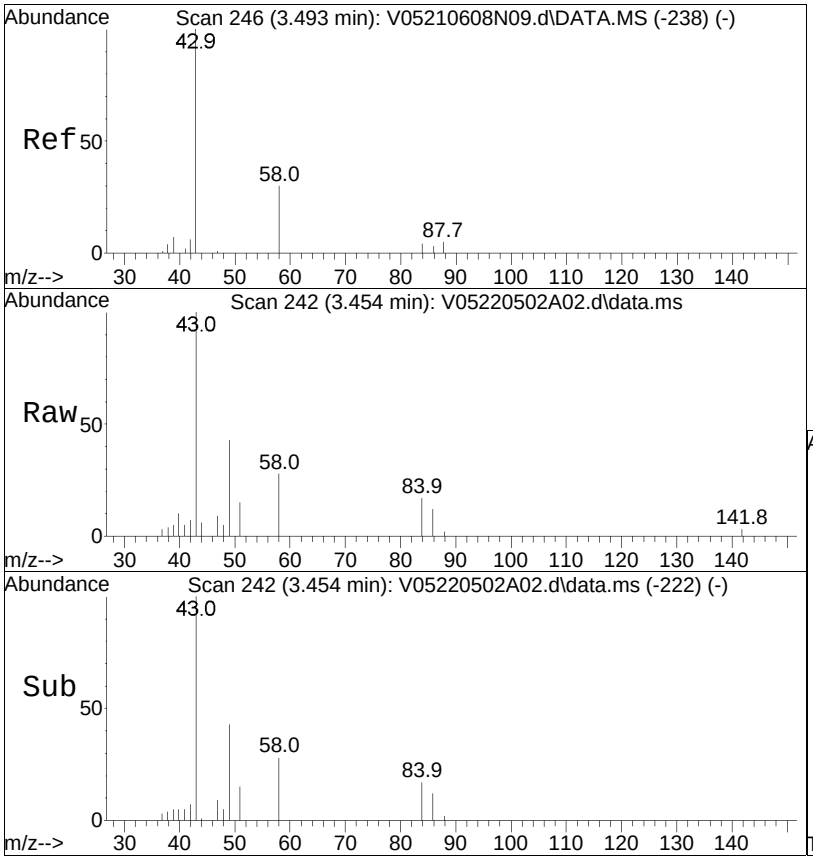

#17
Acetone
Concen: 9.44 ug/L
RT: 3.454 min Scan# 242
Delta R.T. 0.000 min
Lab File: V05220502A02.d
Acq: 2 May 2022 7:26 am

Tgt Ion: 43 Resp: 16316

Ion	Ratio	Lower	Upper
43	100		
58	28.0	22.0	33.0

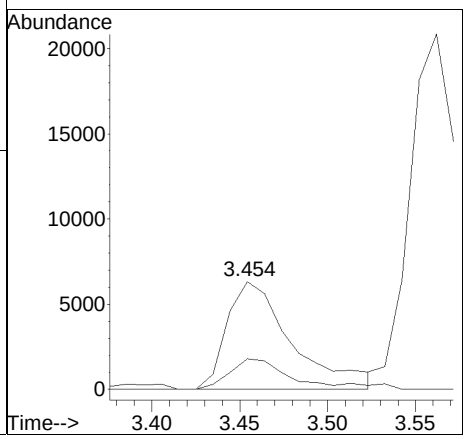

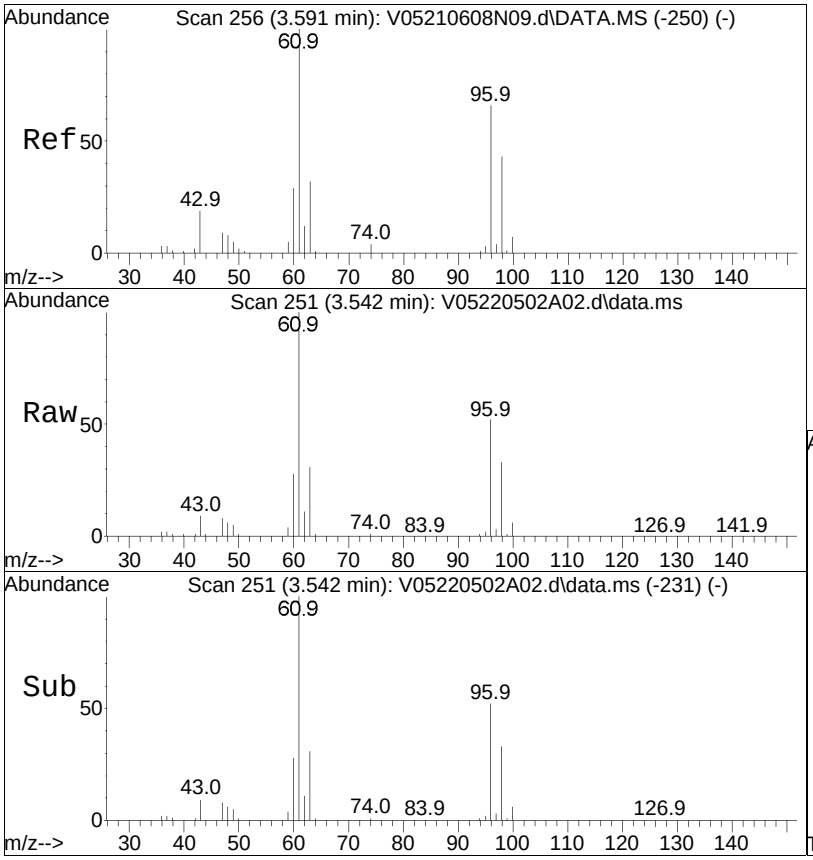

#18
trans-1,2-Dichloroethene
Concen: 10.31 ug/L
RT: 3.542 min Scan# 251
Delta R.T. 0.000 min
Lab File: V05220502A02.d
Acq: 2 May 2022 7:26 am

Tgt Ion: 96 Resp: 81095

Ion	Ratio	Lower	Upper
96	100		
61	185.0	91.7	190.5
98	62.0	41.1	85.5
63	57.8	29.4	61.0

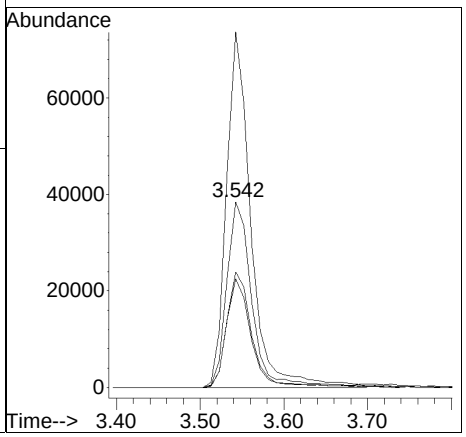

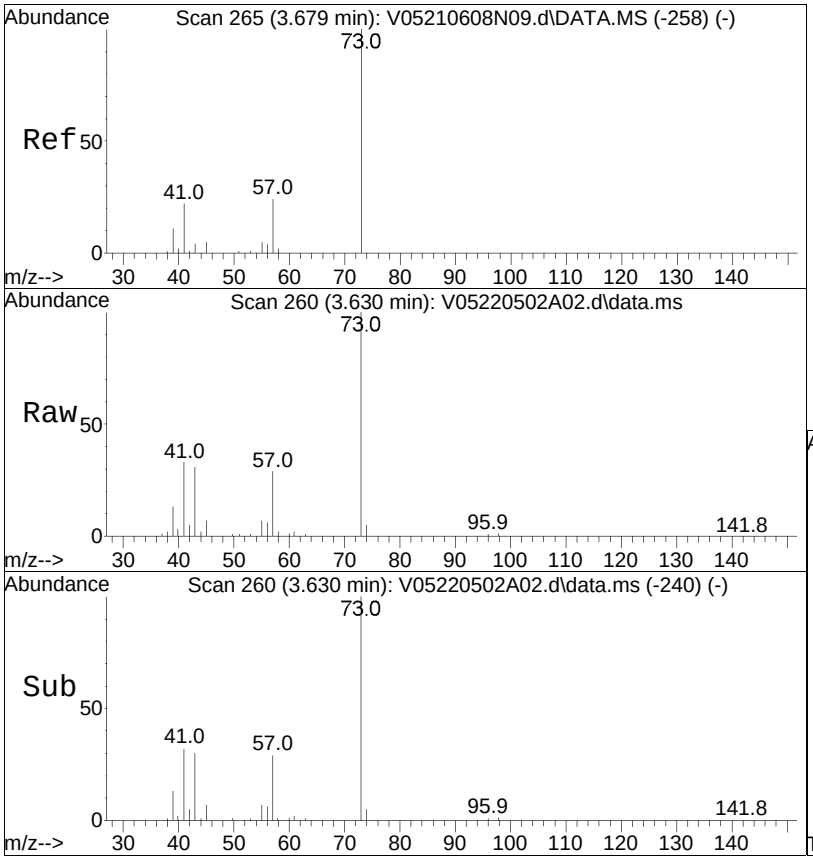

#20
Methyl tert-butyl ether
Concen: 10.76 ug/L
RT: 3.630 min Scan# 260
Delta R.T. 0.000 min
Lab File: V05220502A02.d
Acq: 2 May 2022 7:26 am

Tgt Ion: 73 Resp: 170319

Ion	Ratio	Lower	Upper
73	100		
57	27.6	11.8	24.6#
43	28.4	13.5	27.9#
41	31.4	13.3	27.5#

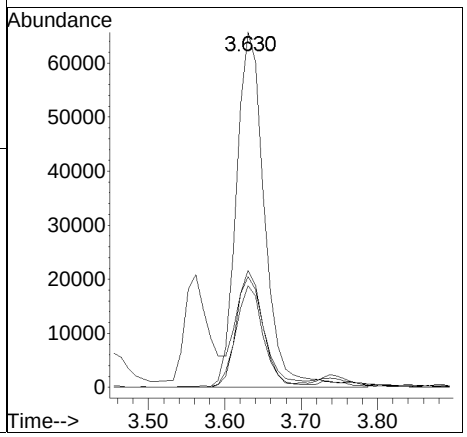

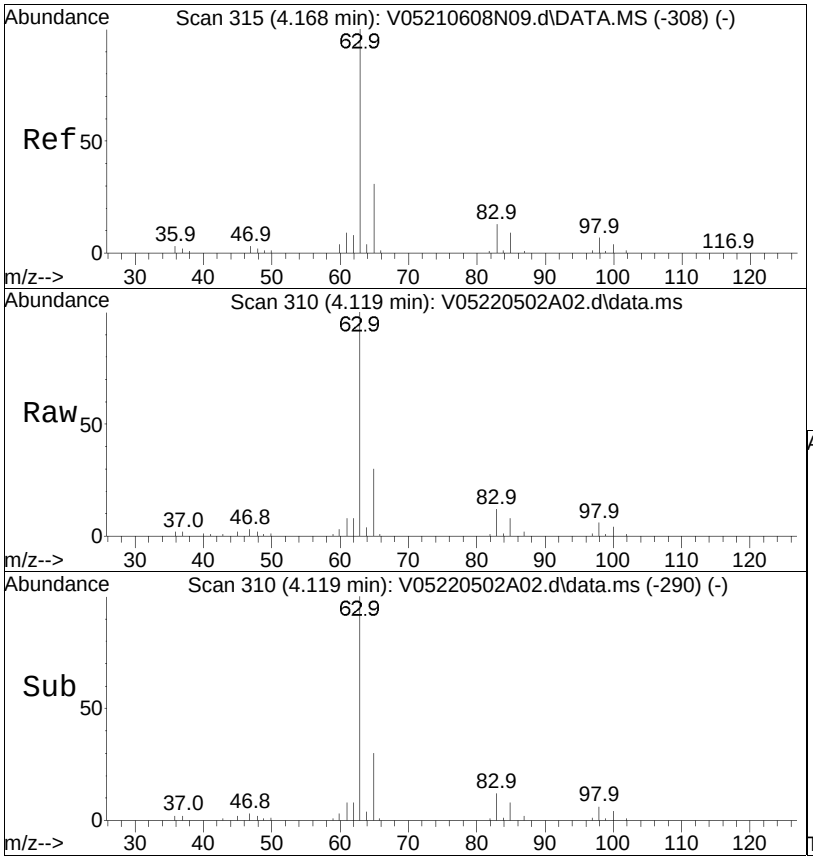

#23
1,1-Dichloroethane
Concen: 10.06 ug/L
RT: 4.119 min Scan# 310
Delta R.T. 0.000 min
Lab File: V05220502A02.d
Acq: 2 May 2022 7:26 am

Tgt Ion: 63 Resp: 182726

Ion	Ratio	Lower	Upper
63	100		
65	28.9	11.9	51.9
83	11.1	0.0	34.2

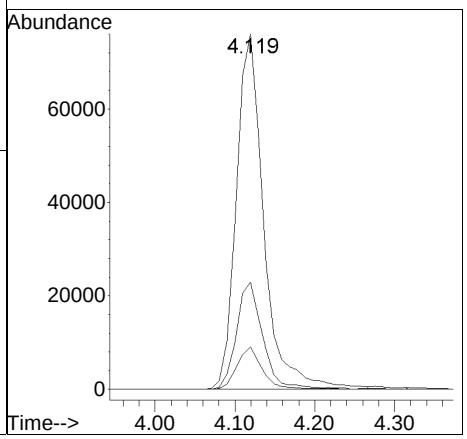

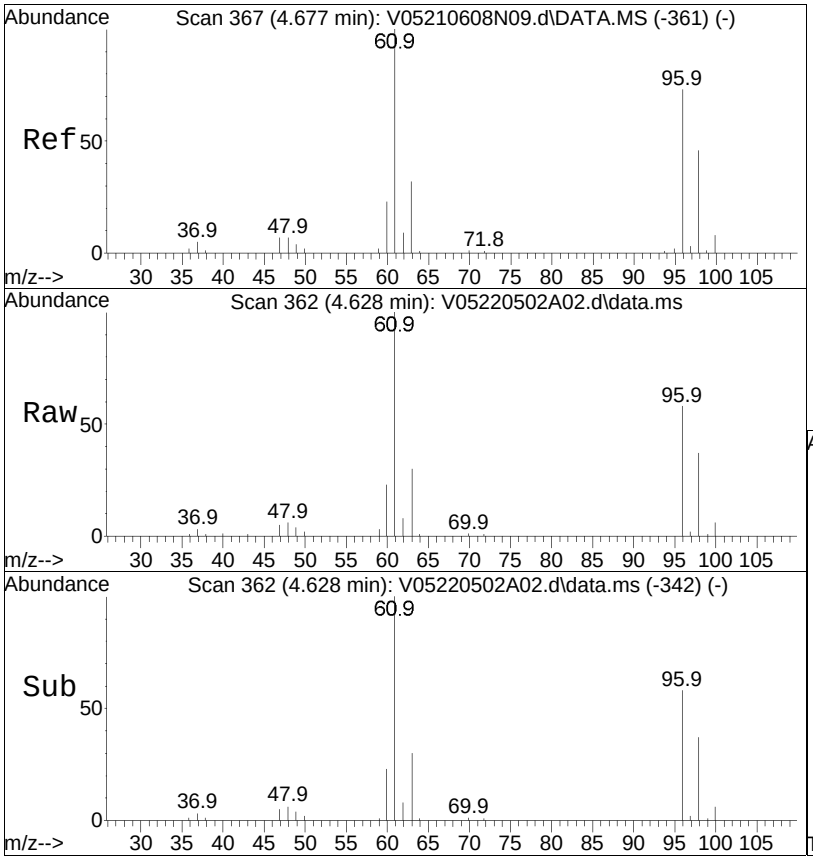

#28
cis-1,2-Dichloroethene
Concen: 9.76 ug/L
RT: 4.628 min Scan# 362
Delta R.T. -0.000 min
Lab File: V05220502A02.d
Acq: 2 May 2022 7:26 am

Tgt Ion: 96 Resp: 87716

Ion	Ratio	Lower	Upper
96	100		
61	163.8	100.5	150.7#
98	66.0	49.8	74.8

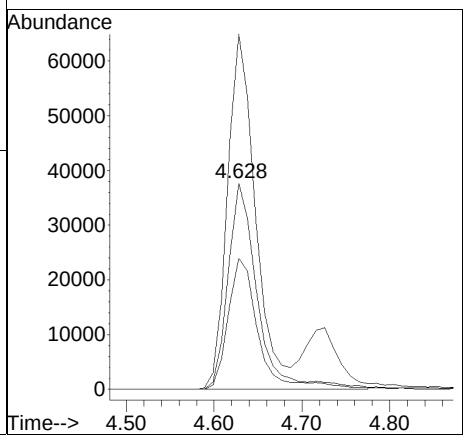

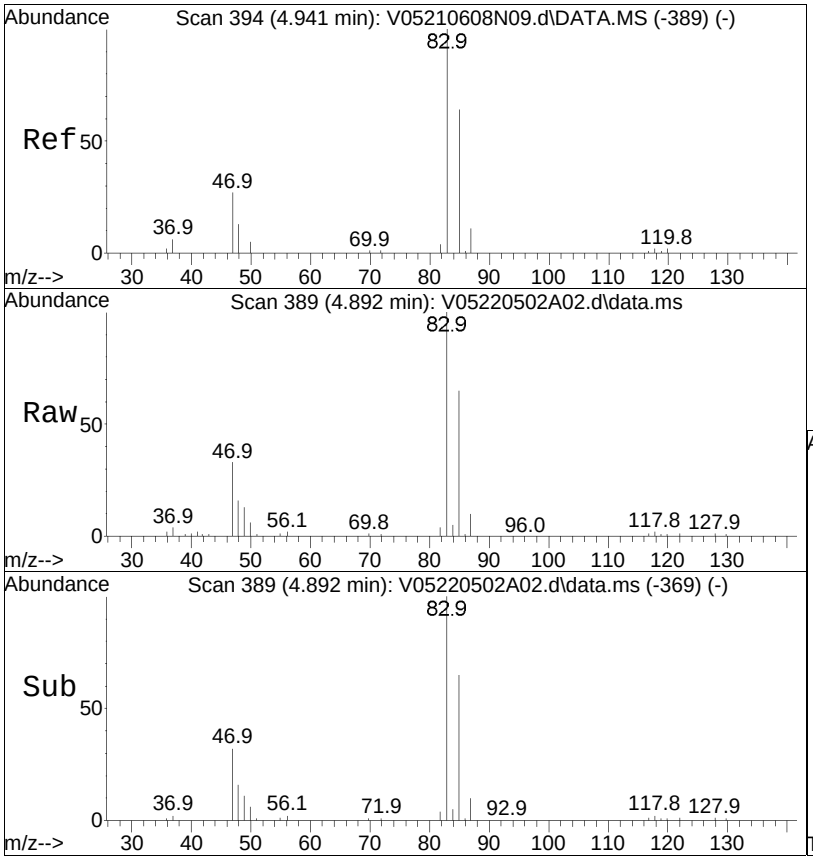

#32
Chloroform
Concen: 10.70 ug/L
RT: 4.892 min Scan# 389
Delta R.T. 0.000 min
Lab File: V05220502A02.d
Acq: 2 May 2022 7:26 am

Tgt Ion: 83 Resp: 163138

Ion	Ratio	Lower	Upper
83	100		
85	64.6	42.8	89.0
47	31.1	13.7	28.4#
48	15.7	6.9	14.3#

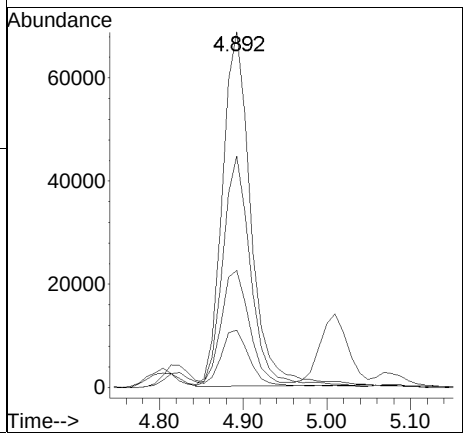

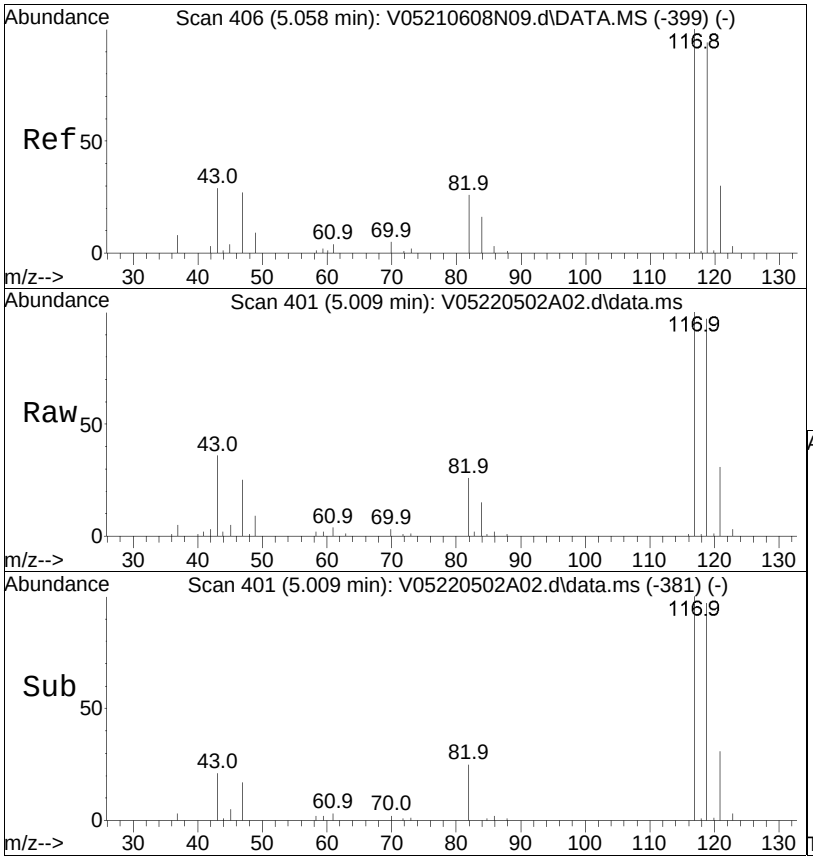

#34
Carbon tetrachloride
Concen: 12.31 ug/L
RT: 5.009 min Scan# 401
Delta R.T. 0.000 min
Lab File: V05220502A02.d
Acq: 2 May 2022 7:26 am

Tgt Ion:117 Resp: 141792

Ion	Ratio	Lower	Upper
117	100		
119	97.2	63.6	132.2
121	31.2	19.8	41.0
82	24.6	15.9	32.9

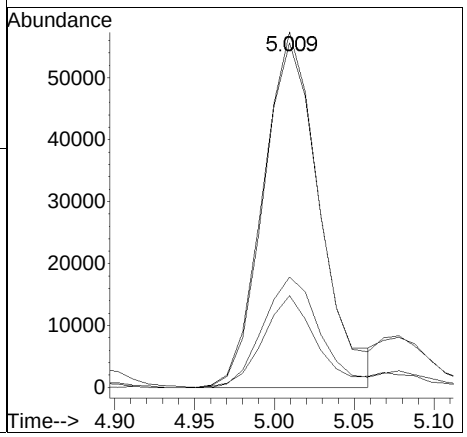

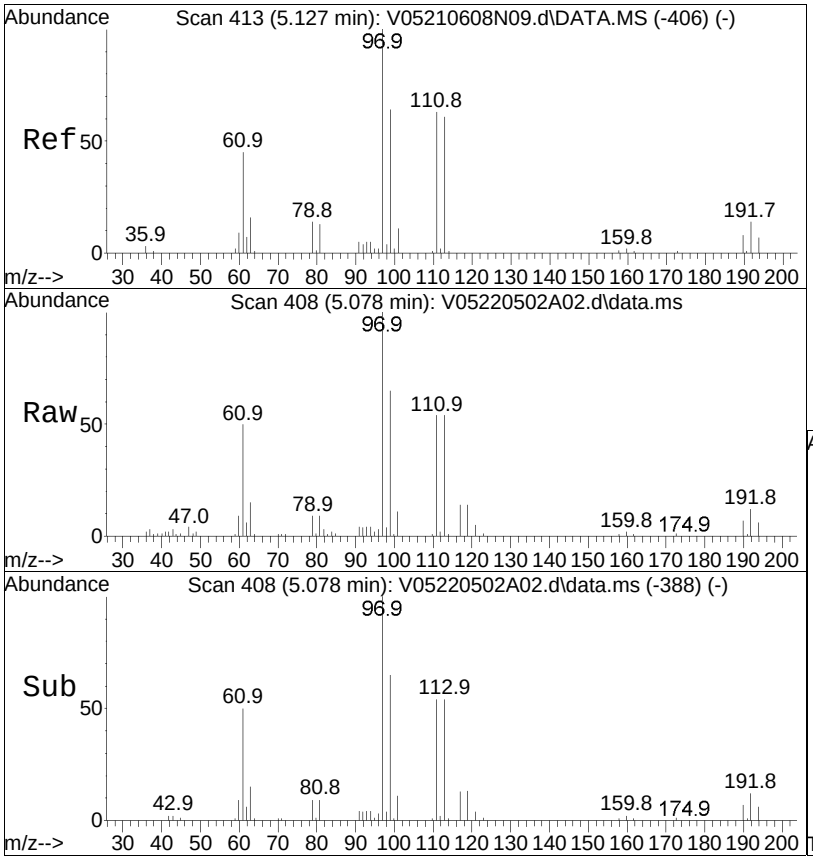

#37
1,1,1-Trichloroethane
Concen: 11.69 ug/L
RT: 5.078 min Scan# 408
Delta R.T. -0.000 min
Lab File: V05220502A02.d
Acq: 2 May 2022 7:26 am

Tgt Ion: 97 Resp: 153326

Ion	Ratio	Lower	Upper
97	100		
99	64.4	41.7	86.5
61	50.0	26.1	54.3
63	15.3	8.5	17.6

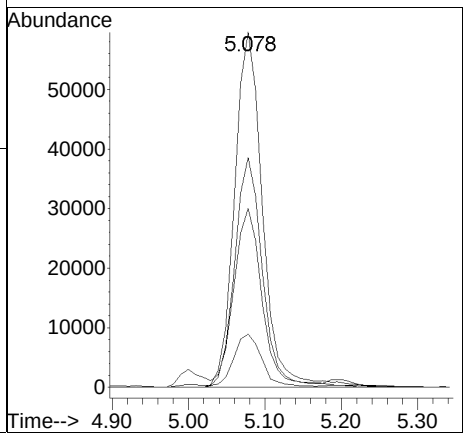

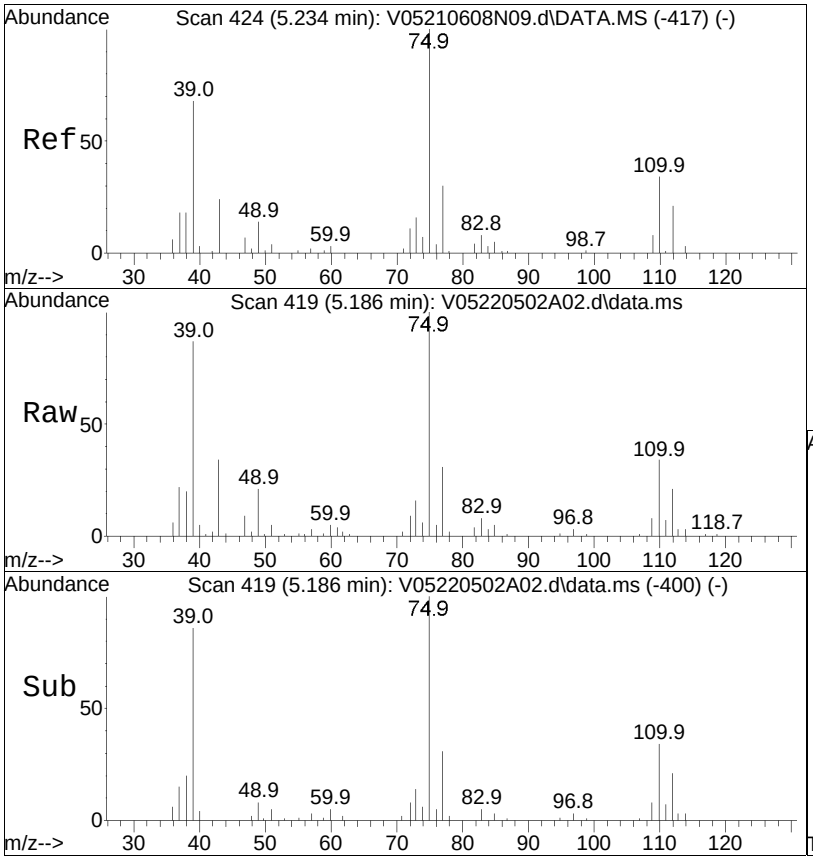

#39
2-Butanone
Concen: 8.59 ug/L
RT: 5.186 min Scan# 419
Delta R.T. -0.010 min
Lab File: V05220502A02.d
Acq: 2 May 2022 7:26 am

Tgt Ion: 43 Resp: 24585

Ion	Ratio	Lower	Upper
43	100		
72	40.1	55.6	83.4#

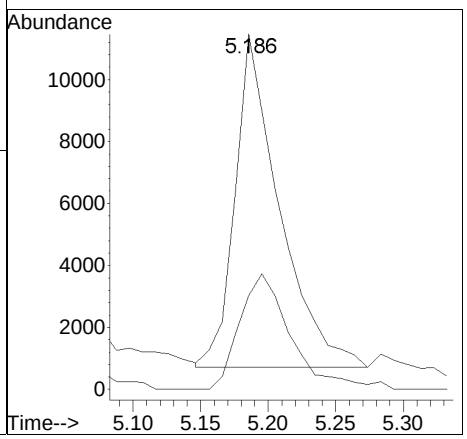

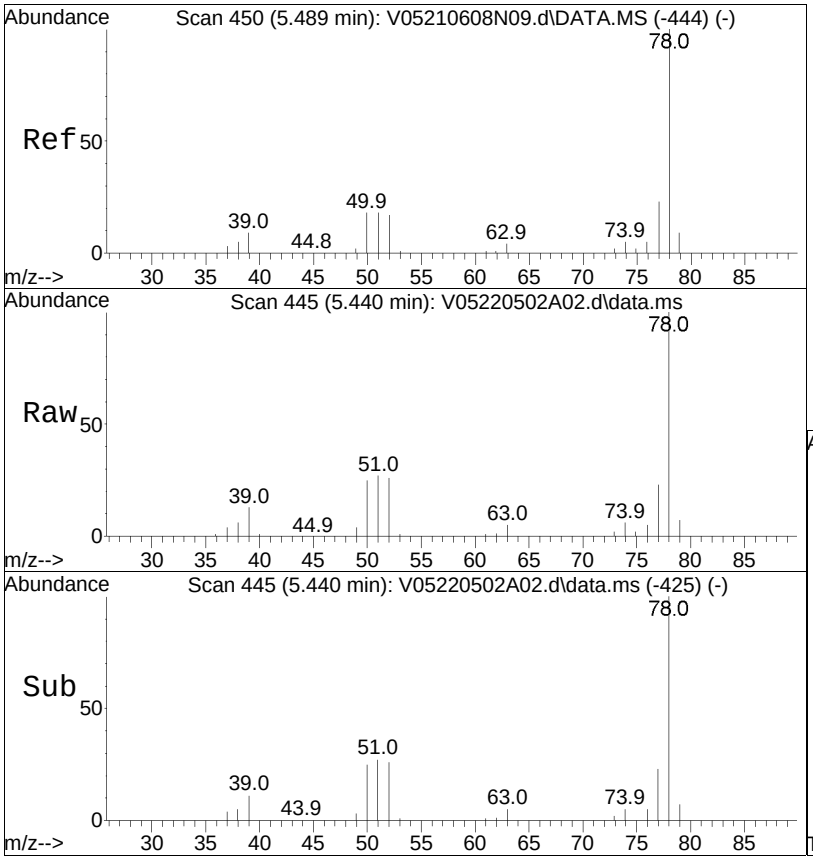

#41
Benzene
Concen: 10.07 ug/L
RT: 5.440 min Scan# 445
Delta R.T. -0.000 min
Lab File: V05220502A02.d
Acq: 2 May 2022 7:26 am

Tgt Ion: 78 Resp: 326921

Ion	Ratio	Lower	Upper
78	100		
77	24.0	15.2	31.6
51	26.8	10.5	21.7#
52	27.0	9.5	19.7#

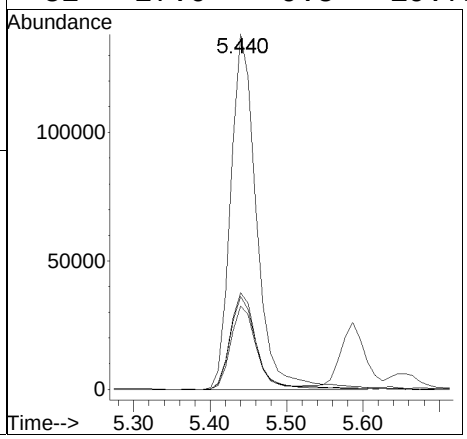

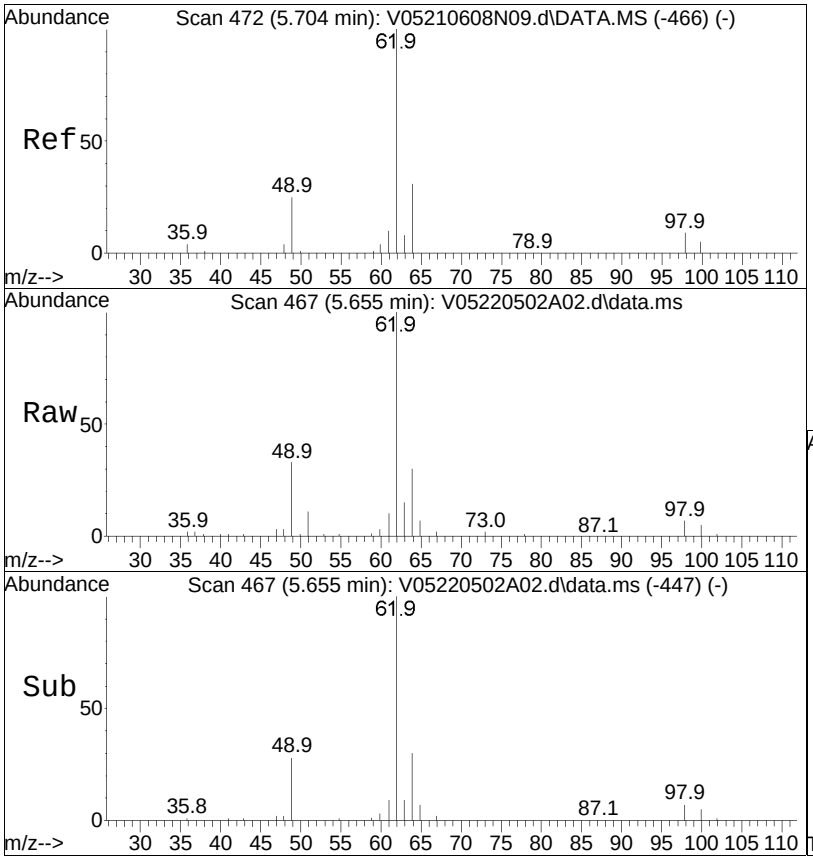

#44
1,2-Dichloroethane
Concen: 10.69 ug/L
RT: 5.655 min Scan# 467
Delta R.T. -0.000 min
Lab File: V05220502A02.d
Acq: 2 May 2022 7:26 am

Tgt Ion: 62 Resp: 136244

Ion	Ratio	Lower	Upper
62	100		
64	30.5	13.2	53.2
98	6.5	0.0	27.8

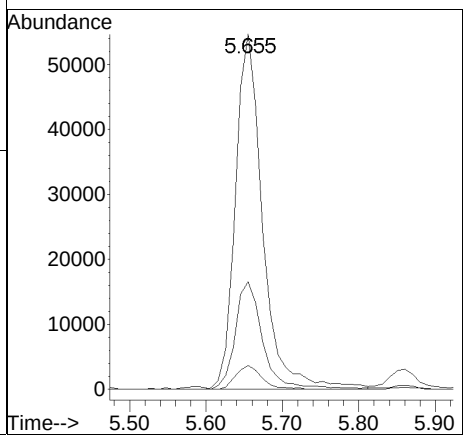

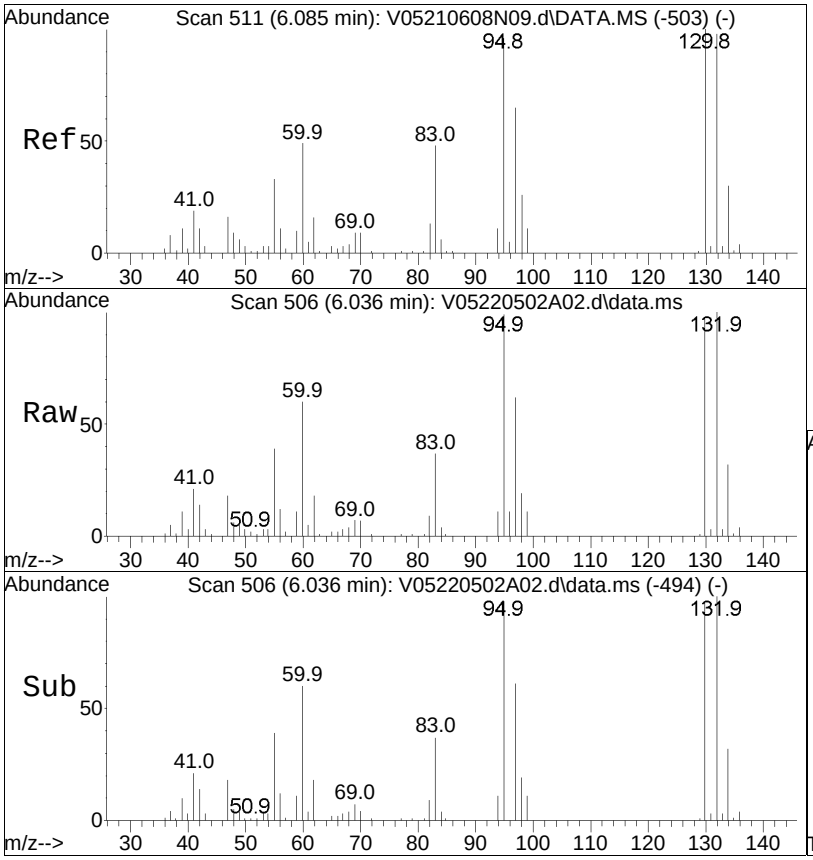

#48
Trichloroethene
Concen: 9.34 ug/L
RT: 6.036 min Scan# 506
Delta R.T. 0.000 min
Lab File: V05220502A02.d
Acq: 2 May 2022 7:26 am

Tgt Ion: 95 Resp: 87223

Ion	Ratio	Lower	Upper
95	100		
97	66.9	56.1	84.1
130	101.9	77.7	116.5

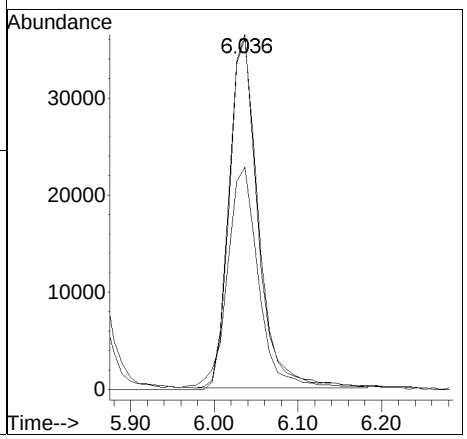

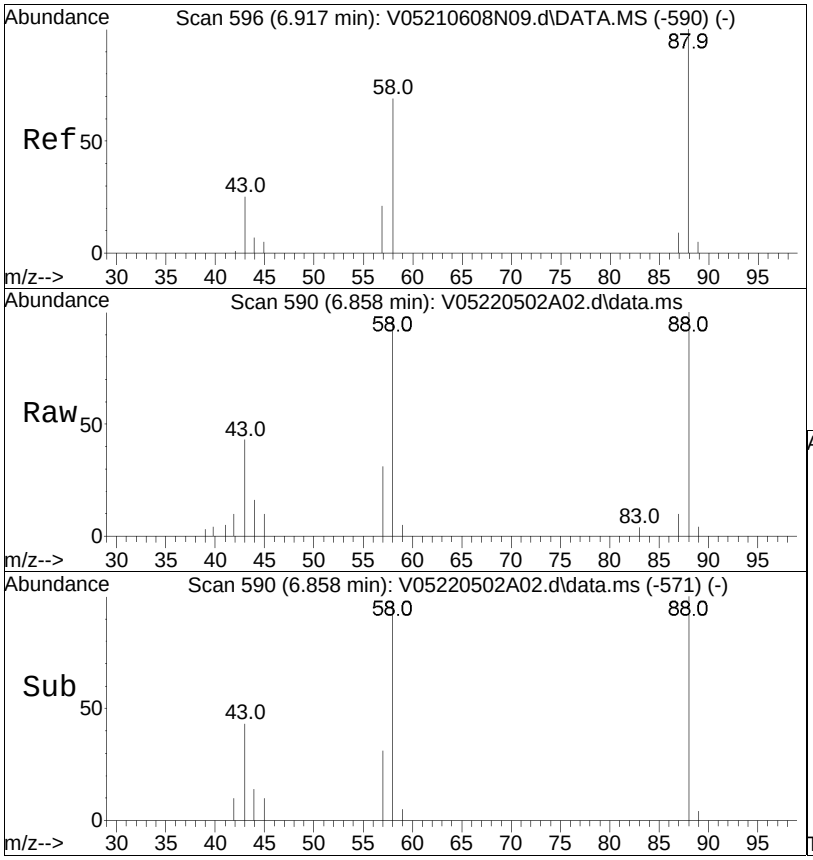

#57
1,4-Dioxane
Concen: 582.50 ug/L
RT: 6.858 min Scan# 590
Delta R.T. -0.010 min
Lab File: V05220502A02.d
Acq: 2 May 2022 7:26 am

Tgt Ion: 88 Resp: 19573

Ion	Ratio	Lower	Upper
88	100		
58	103.2	50.6	75.8#
43	49.0	20.5	30.7#

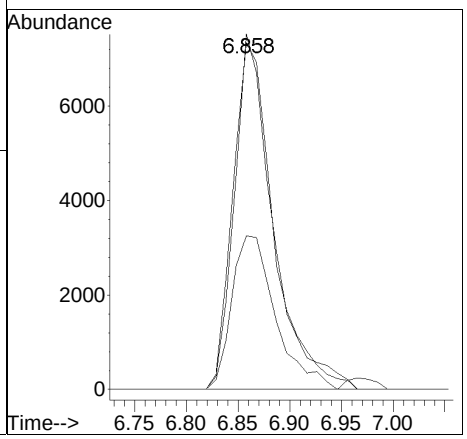

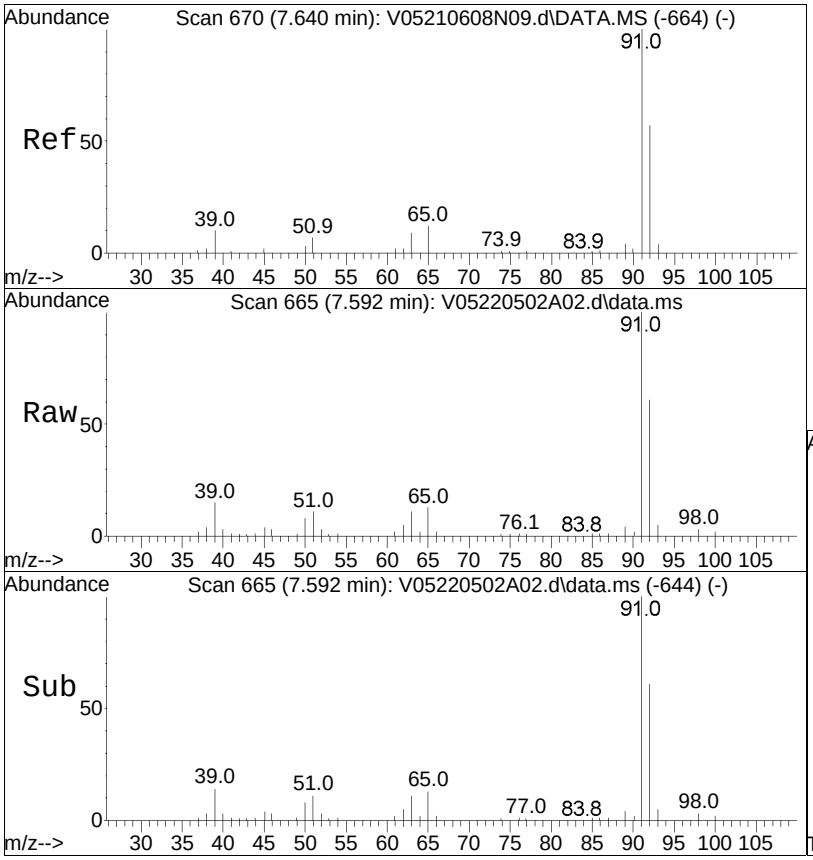

#61
Toluene
Concen: 10.02 ug/L
RT: 7.592 min Scan# 665
Delta R.T. 0.001 min
Lab File: V05220502A02.d
Acq: 2 May 2022 7:26 am

Tgt Ion: 92 Resp: 208811

Ion	Ratio	Lower	Upper
92	100		
91	166.8	135.2	202.8

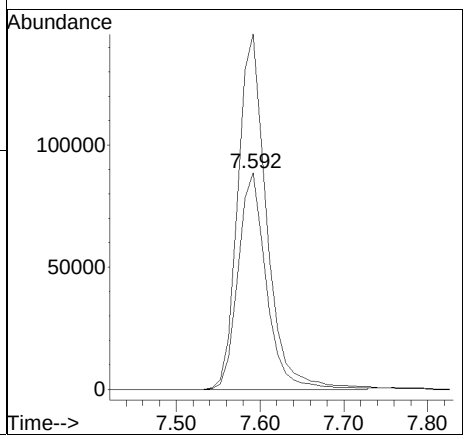

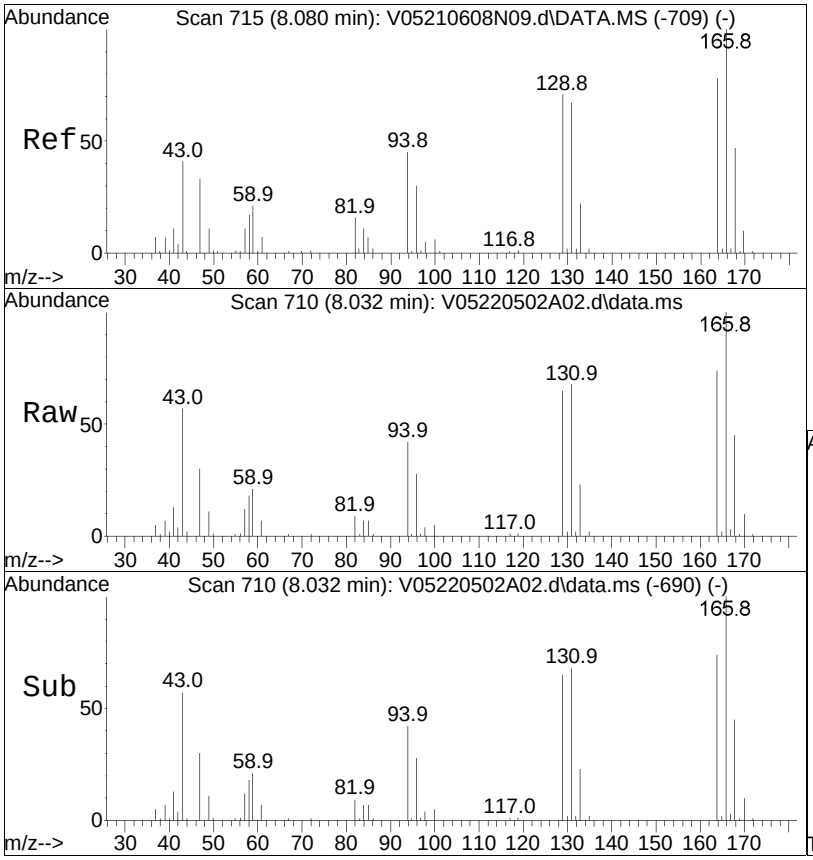

#63
Tetrachloroethene
Concen: 11.10 ug/L
RT: 8.032 min Scan# 710
Delta R.T. -0.000 min
Lab File: V05220502A02.d
Acq: 2 May 2022 7:26 am

Tgt Ion:166 Resp: 102832

Ion	Ratio	Lower	Upper
166	100		
168	47.7	30.2	70.2
94	45.3	32.5	72.5

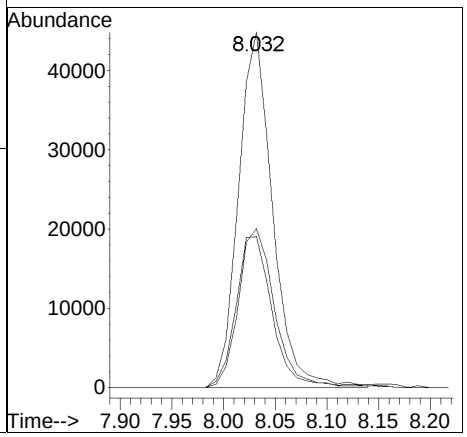

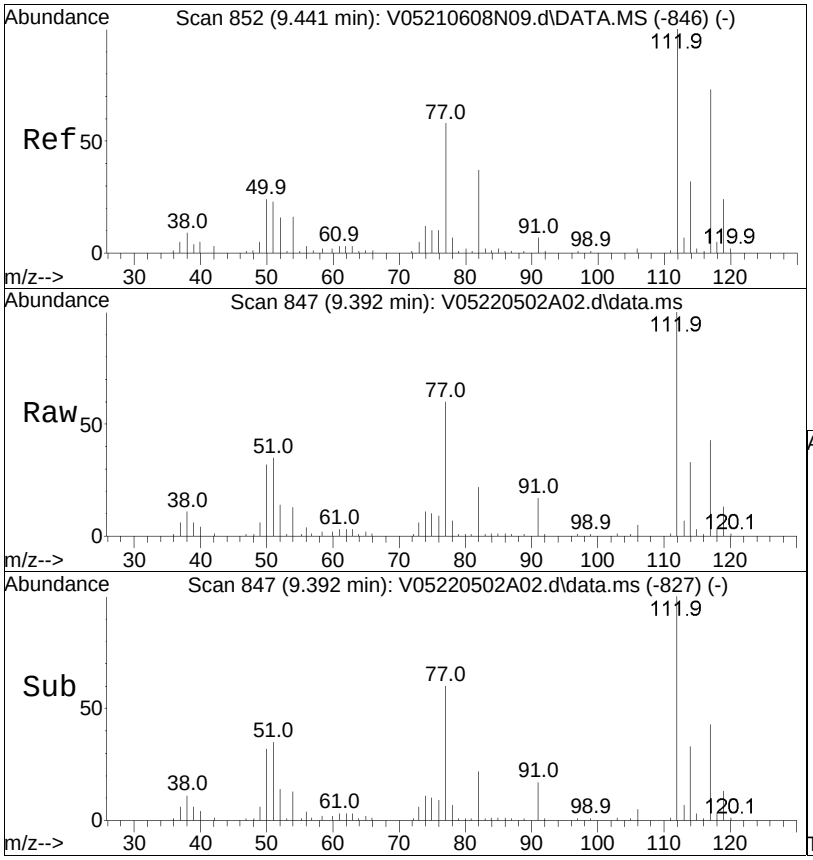

#73
Chlorobenzene
Concen: 9.89 ug/L
RT: 9.392 min Scan# 847
Delta R.T. 0.000 min
Lab File: V05220502A02.d
Acq: 2 May 2022 7:26 am

Tgt Ion:112 Resp: 229244

Ion	Ratio	Lower	Upper
112	100		
77	77.9	66.1	99.1
114	33.0	25.4	38.0

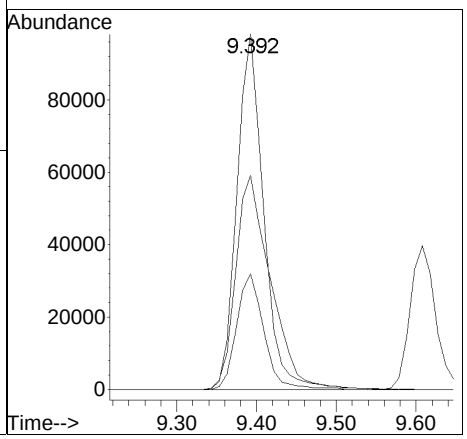

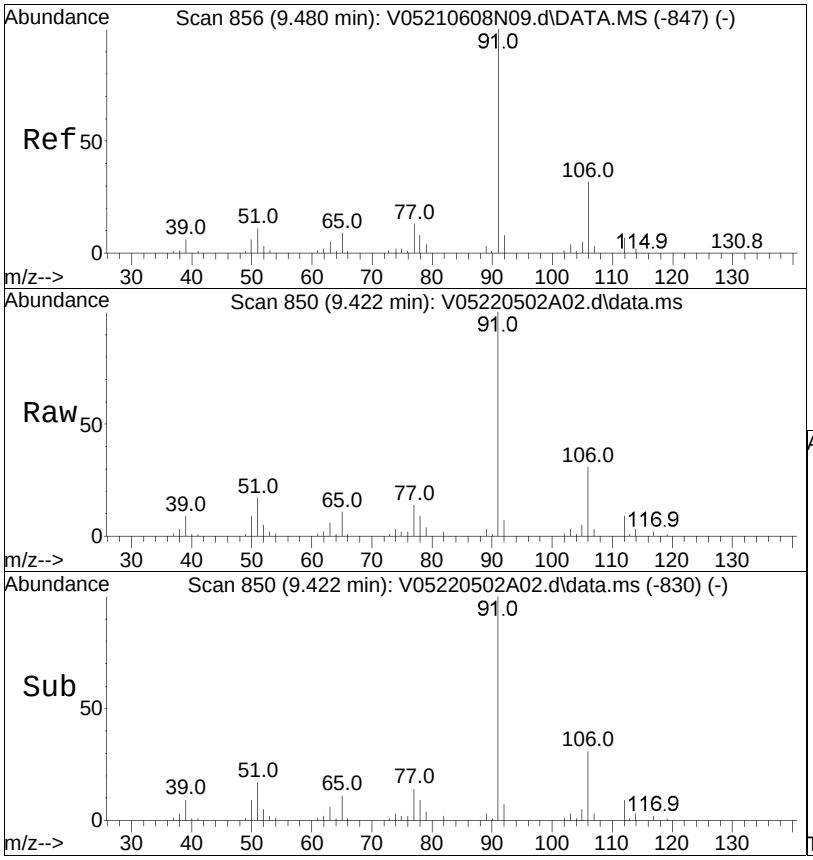

#74
Ethylbenzene
Concen: 10.06 ug/L
RT: 9.422 min Scan# 850
Delta R.T. -0.000 min
Lab File: V05220502A02.d
Acq: 2 May 2022 7:26 am

Tgt Ion: 91 Resp: 415904

Ion	Ratio	Lower	Upper
91	100		
106	30.7	22.9	34.3

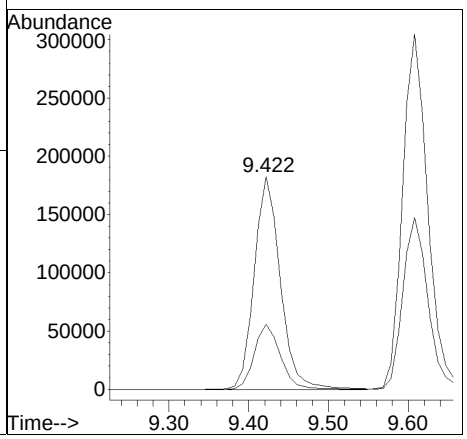

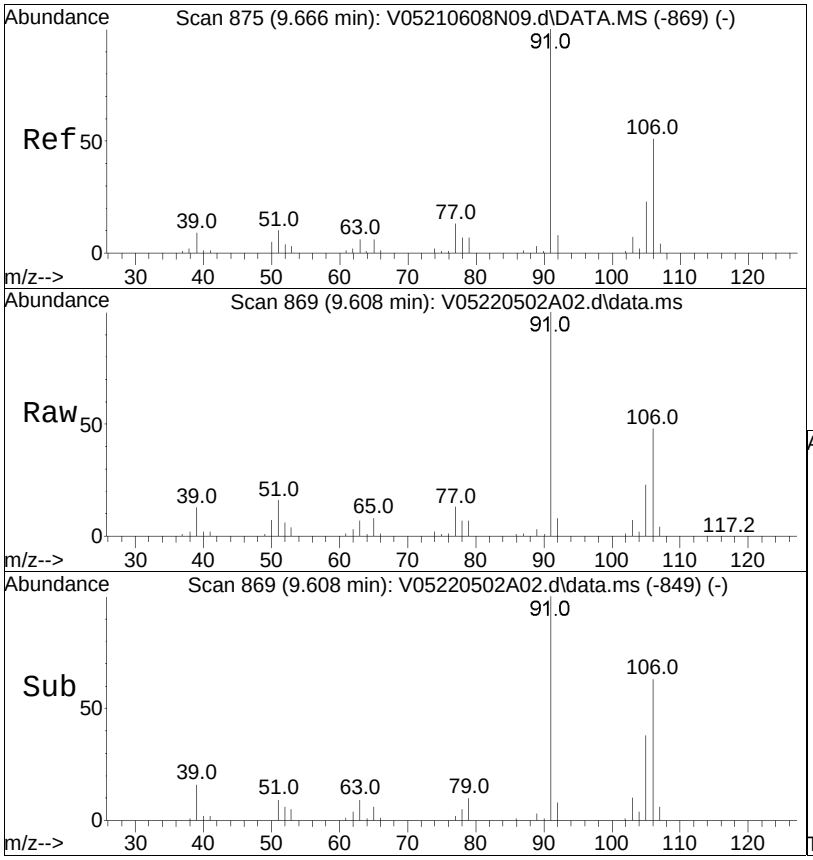

#76
p/m Xylene
Concen: 21.06 ug/L
RT: 9.608 min Scan# 869
Delta R.T. -0.000 min
Lab File: V05220502A02.d
Acq: 2 May 2022 7:26 am

Tgt Ion:106 Resp: 324646

Ion	Ratio	Lower	Upper
106	100		
91	206.5	177.2	265.8

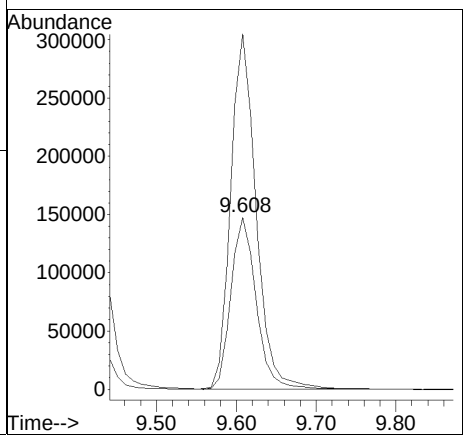

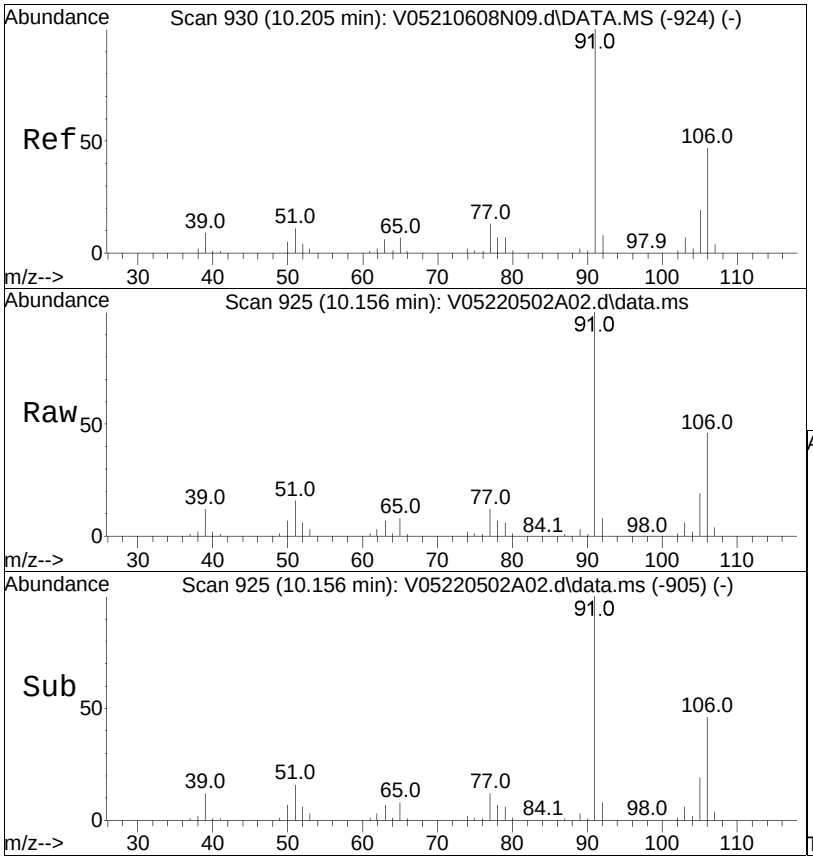

#77
o Xylene
Concen: 21.13 ug/L
RT: 10.156 min Scan# 925
Delta R.T. 0.000 min
Lab File: V05220502A02.d
Acq: 2 May 2022 7:26 am

Tgt Ion:106 Resp: 311015

Ion	Ratio	Lower	Upper
106	100		
91	218.3	187.0	280.6

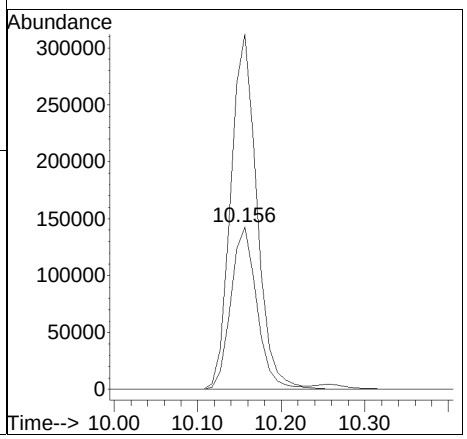

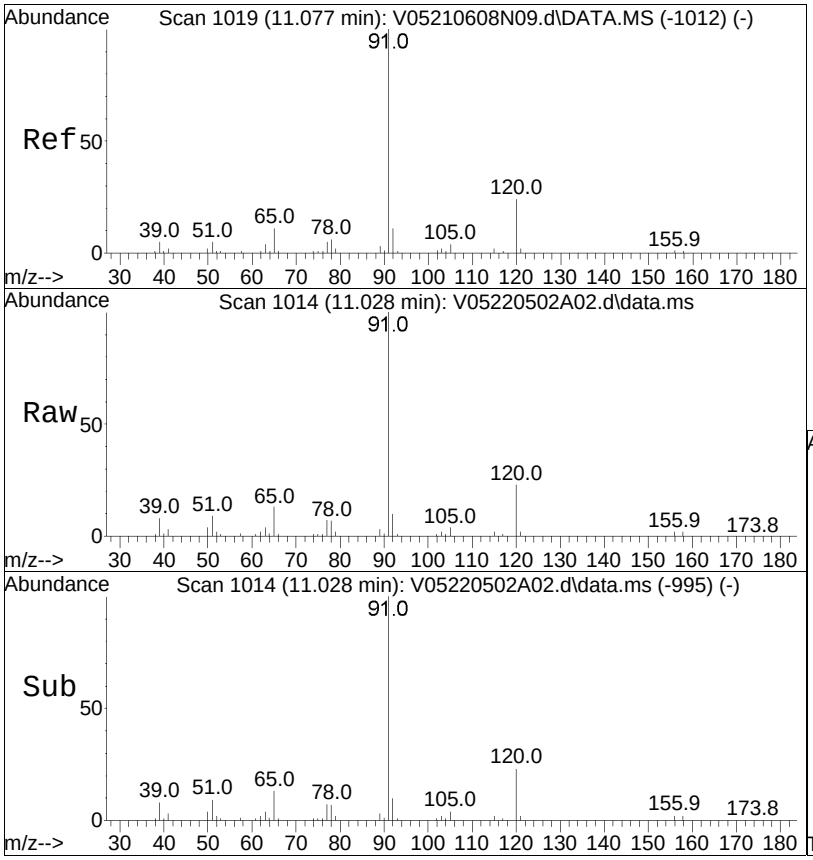

#85
n-Propylbenzene
Concen: 10.18 ug/L
RT: 11.028 min Scan# 1014
Delta R.T. -0.010 min
Lab File: V05220502A02.d
Acq: 2 May 2022 7:26 am

Tgt Ion: 91 Resp: 500230

Ion	Ratio	Lower	Upper
91	100		
120	23.4	17.3	25.9

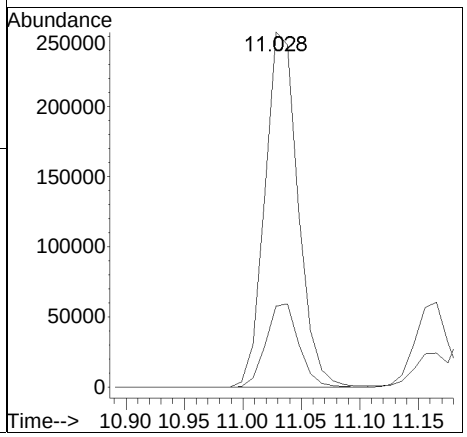

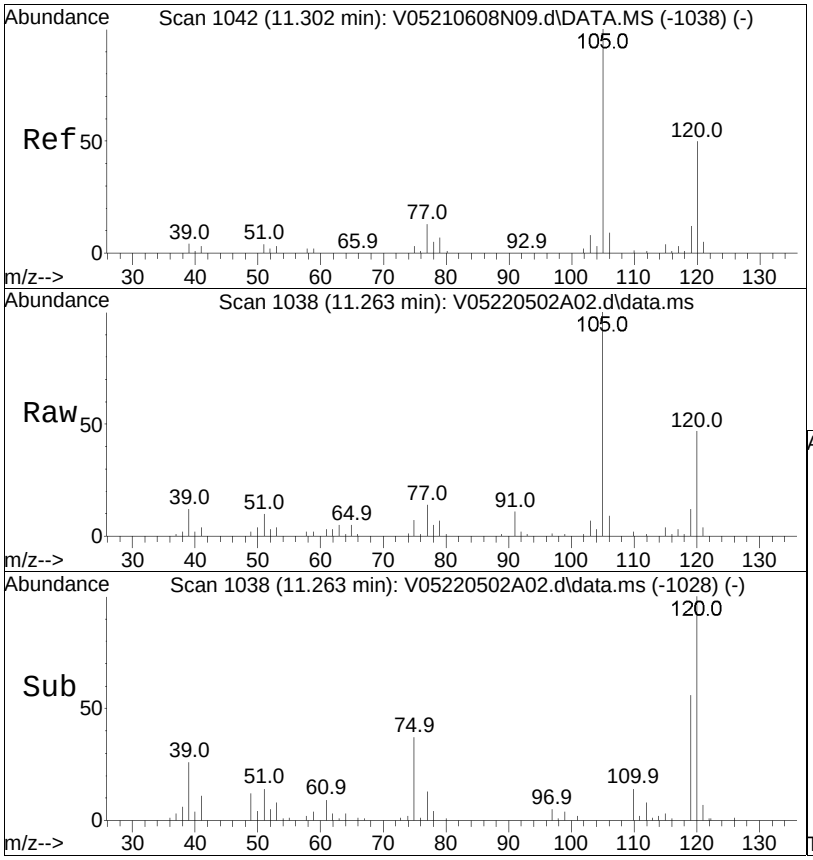

#90
1,3,5-Trimethylbenzene
Concen: 10.57 ug/L
RT: 11.263 min Scan# 1038
Delta R.T. 0.000 min
Lab File: V05220502A02.d
Acq: 2 May 2022 7:26 am

Tgt Ion:105 Resp: 378180

Ion	Ratio	Lower	Upper
105	100		
120	45.9	37.0	55.6

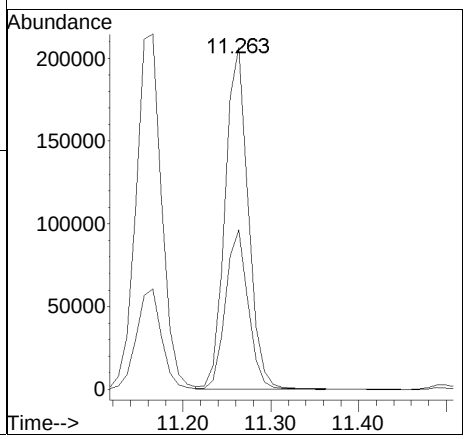

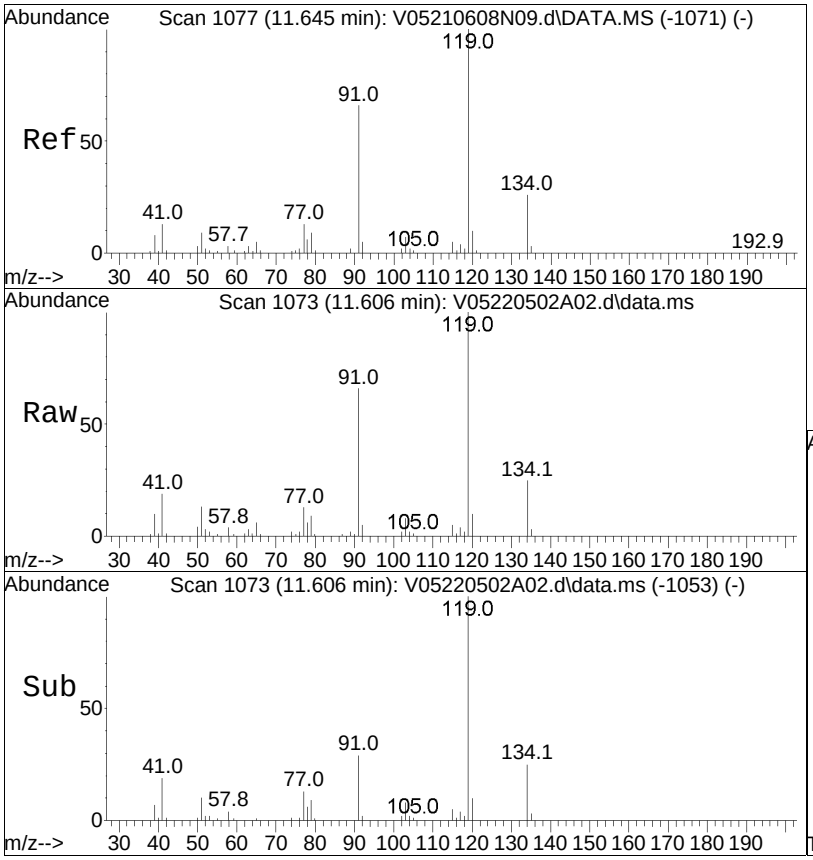

#94
tert-Butylbenzene
Concen: 10.43 ug/L
RT: 11.606 min Scan# 1073
Delta R.T. 0.000 min
Lab File: V05220502A02.d
Acq: 2 May 2022 7:26 am

Tgt Ion:119 Resp: 320876

Ion	Ratio	Lower	Upper
119	100		
91	68.6	49.2	73.8
134	24.7	18.3	27.5

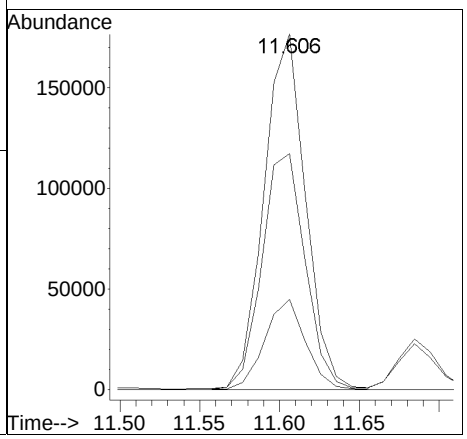

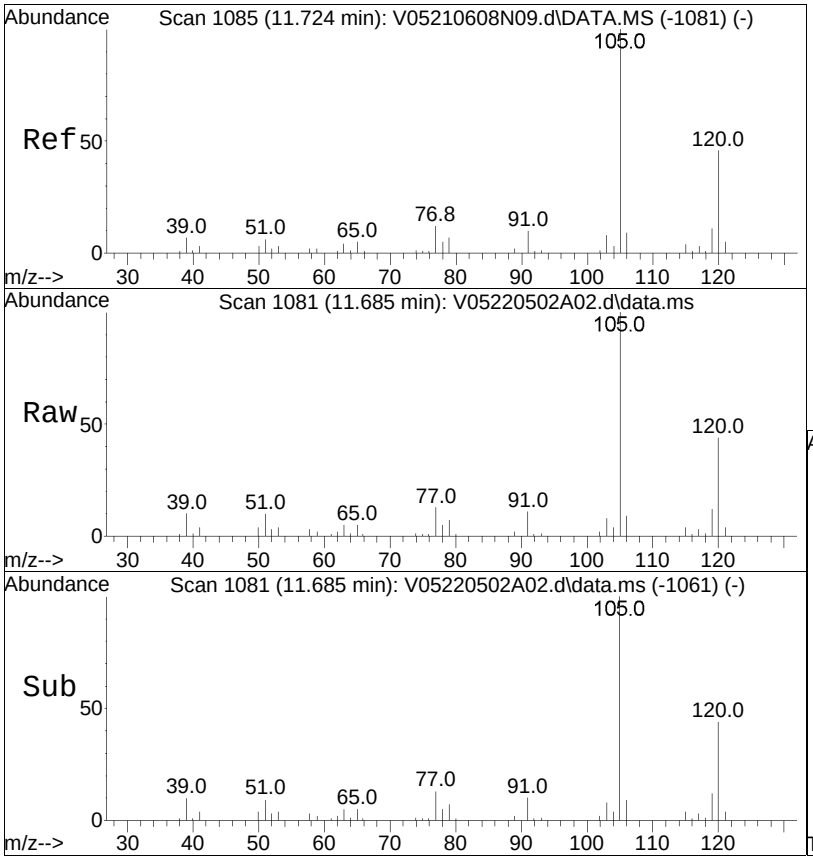

#97
1,2,4-Trimethylbenzene
Concen: 10.46 ug/L
RT: 11.685 min Scan# 1081
Delta R.T. 0.001 min
Lab File: V05220502A02.d
Acq: 2 May 2022 7:26 am

Tgt Ion:105 Resp: 364702

Ion	Ratio	Lower	Upper
105	100		
120	43.0	34.4	51.6

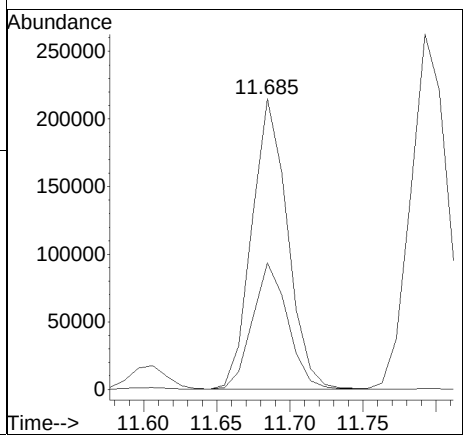

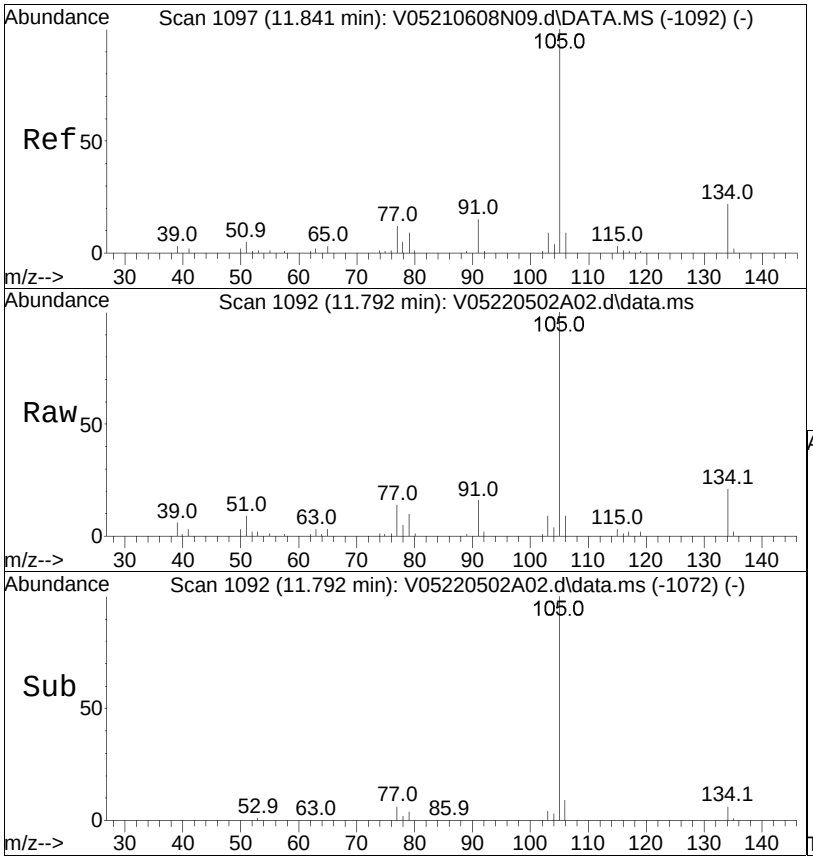

#98
sec-Butylbenzene
Concen: 10.61 ug/L
RT: 11.792 min Scan# 1092
Delta R.T. 0.000 min
Lab File: V05220502A02.d
Acq: 2 May 2022 7:26 am

Tgt Ion:105 Resp: 465378

Ion	Ratio	Lower	Upper
105	100		
134	20.5	12.9	26.9

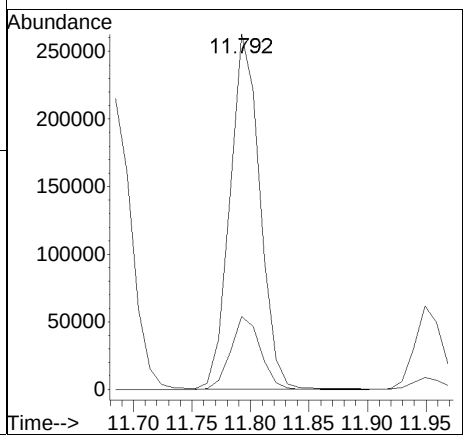

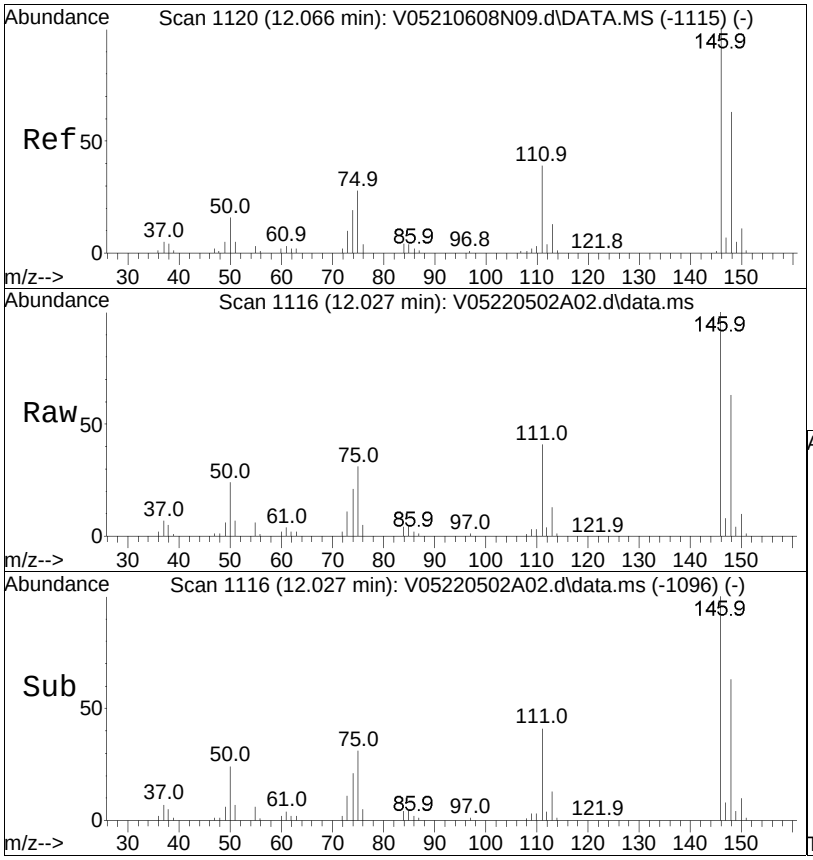

#100
1,3-Dichlorobenzene
Concen: 10.22 ug/L
RT: 12.027 min Scan# 1116
Delta R.T. 0.000 min
Lab File: V05220502A02.d
Acq: 2 May 2022 7:26 am

Tgt Ion:146 Resp: 190553

Ion	Ratio	Lower	Upper
146	100		
111	40.6	28.0	58.1
148	63.9	41.6	86.4

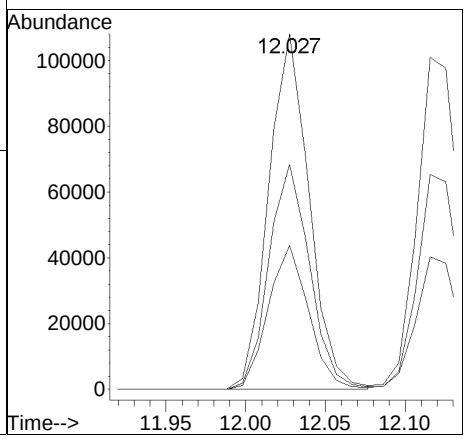

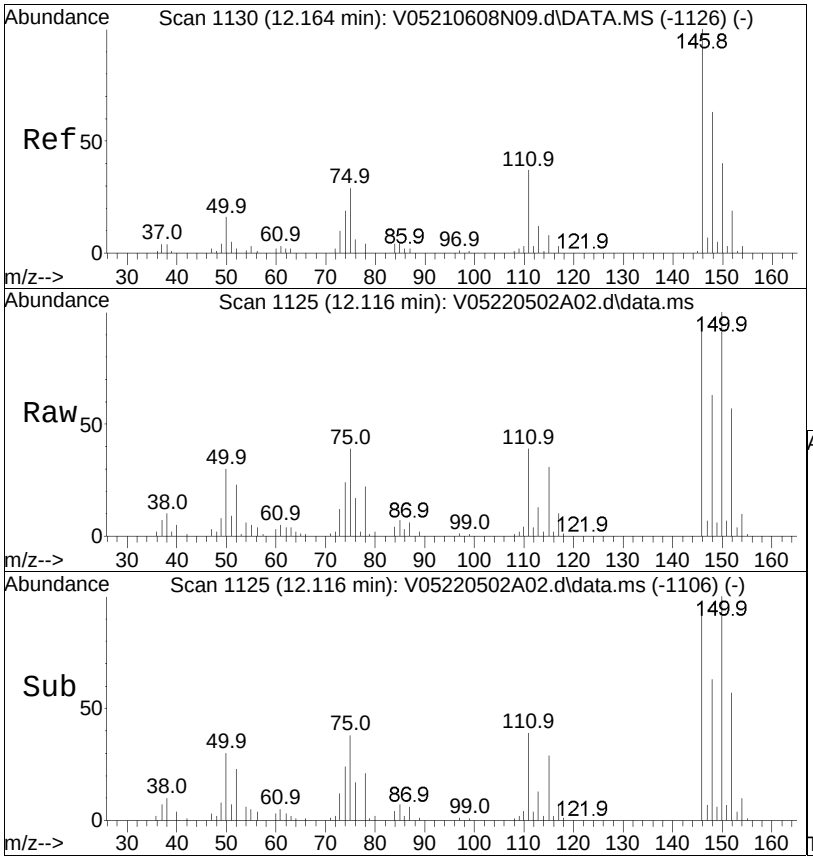

#101
1,4-Dichlorobenzene
Concen: 10.18 ug/L
RT: 12.116 min Scan# 1125
Delta R.T. -0.009 min
Lab File: V05220502A02.d
Acq: 2 May 2022 7:26 am

Tgt Ion:146 Resp: 192216

Ion	Ratio	Lower	Upper
146	100		
111	40.4	33.8	50.6
148	64.1	51.0	76.6

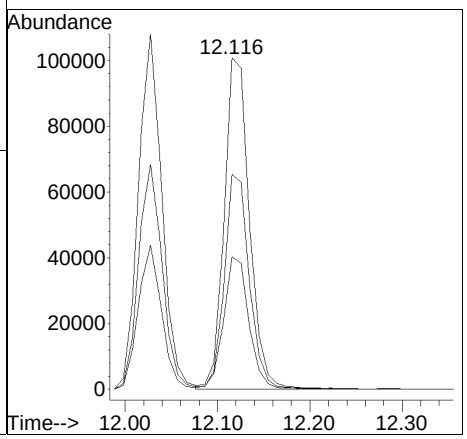

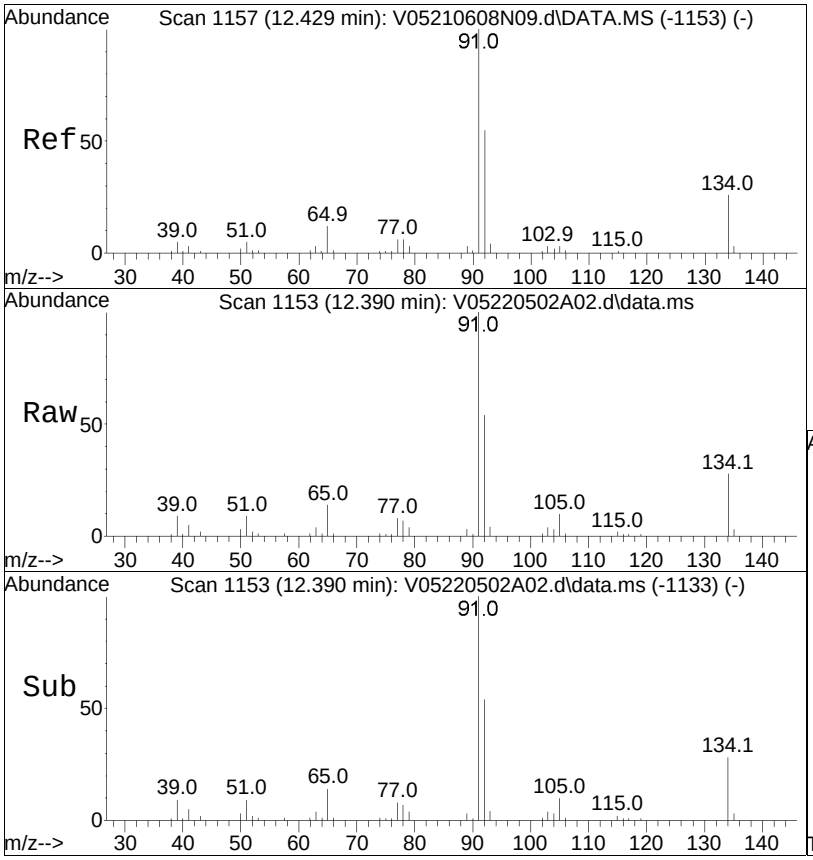

#103
n-Butylbenzene
Concen: 10.51 ug/L
RT: 12.390 min Scan# 1153
Delta R.T. -0.000 min
Lab File: V05220502A02.d
Acq: 2 May 2022 7:26 am

Tgt Ion: 91 Resp: 326865

Ion	Ratio	Lower	Upper
91	100		
92	53.4	44.2	66.2
134	27.1	20.2	30.2

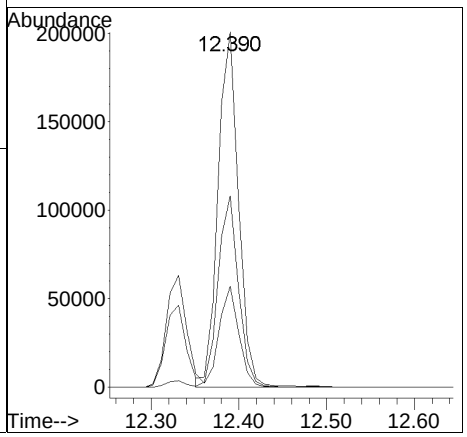

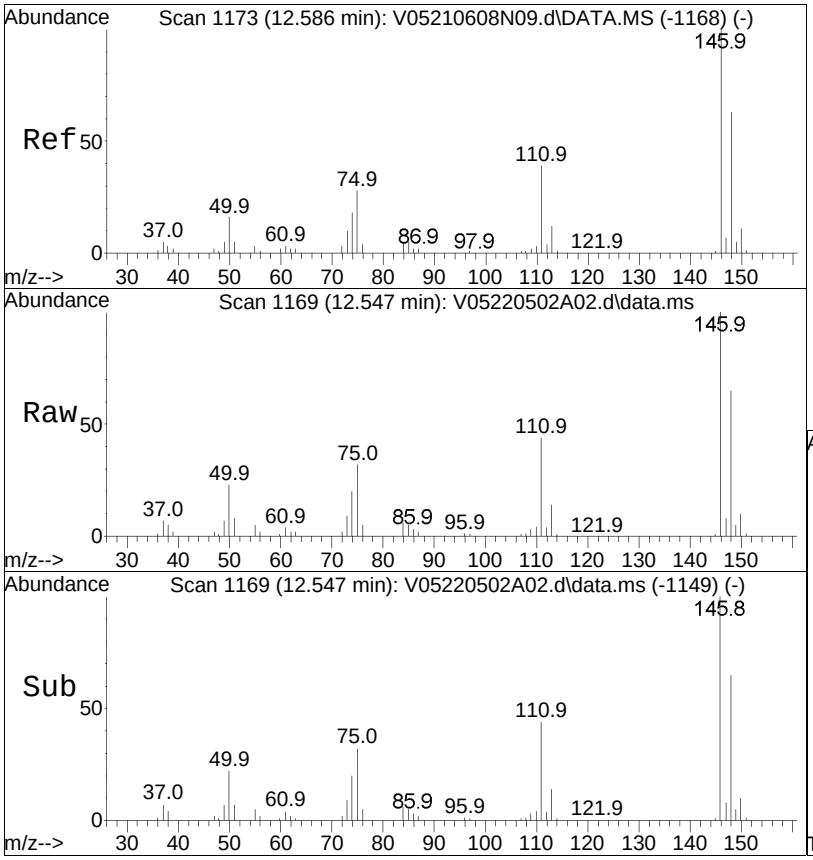

#104
1,2-Dichlorobenzene
Concen: 10.22 ug/L
RT: 12.547 min Scan# 1169
Delta R.T. 0.001 min
Lab File: V05220502A02.d
Acq: 2 May 2022 7:26 am

Tgt Ion:146 Resp: 171908

Ion	Ratio	Lower	Upper
146	100		
111	43.5	29.1	60.5
148	63.1	41.7	86.7

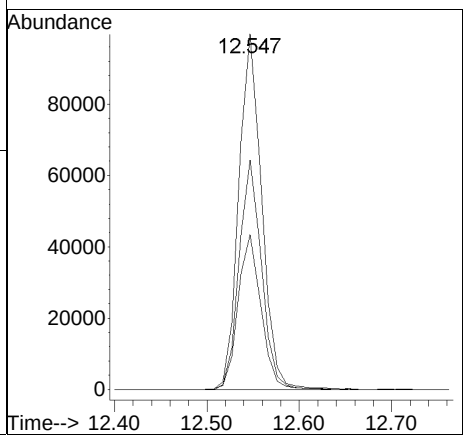

Calculation of Volatile Organic Compounds

Aqueous Concentration Formula: Amt * DF * Uf * (1/Vo)

Where:
DF = Dilution Factor
Vo = Sample Volume Purged (mL)
Uf = ng Unit Correction Factor (mL)

Soil Concentration Formula: Amt * DF * (1/Wt)

Where:
DF = Dilution Factor
Wt = Weight of Sample (g)

ALPHA ANALYTICAL LABORATORIES, INC.

Alpha WORK GROUP REPORT (wk02)

May 05 2022, 11:40 am

Work Group: WG1633727 for Department: 31 GC/MS - Volatiles

Created: 03-MAY-22 Due: Operator: mv

Sample	Client ID	C	Product	Matrix	Stat	UA	HOLD	DUE	PR	Location
L2221593-01	4125-042222-001	S	NYTCL-8260-R2	WATER	SEC	U	0506	0509	S0	Vial-B
L2221593-02	MW22B-042222-1505	S	NYTCL-8260-R2	WATER	SEC	U	0506	0509	S0	Vial-B
L2221593-03	MW21A-042522-0835	S	NYTCL-8260-R2	WATER	SEC	U	0509	0509	S0	Vial-B
L2221593-04	MW21B-042522-0940	S	NYTCL-8260-R2	WATER	SEC	U	0509	0509	S0	Vial-B
L2221593-06	MW26B-042522-1115	S	NYTCL-8260-R2	WATER	SEC	U	0509	0509	S0	Vial-B
L2221593-08	MW25B-042522-1440	S	NYTCL-8260-R2	WATER	SEC	U	0509	0509	S0	Vial-B
L2221593-09	MW23A-042522-1515	S	NYTCL-8260-R2	WATER	SEC	U	0509	0509	S0	Vial-B
L2221593-11	4125-042522-0002	S	NYTCL-8260-R2	WATER	SEC	U	0509	0509	S0	Vial-B
L2221593-12	4125-042522-0003	S	NYTCL-8260-R2	WATER	SEC	U	0509	0509	S0	Vial-B
L2222069-13	TRIP BLANK	S	NYTCL-8260	WATER	DONE	U	0511	0503	S0	Vial-B
L2222594-01	MW-25I	S	NYTCL-8260	WATER	DONE	U	0513	0505	S0	Vial-B
L2222594-02	MW-23	S	NYTCL-8260	WATER	DONE	U	0513	0505	S0	Vial-B
L2222594-03	MW-2I	S	NYTCL-8260	WATER	DONE	U	0513	0505	S0	Vial-B
L2222594-04	MW-D2I	S	NYTCL-8260	WATER	DONE	U	0513	0505	S0	Vial-B
L2222594-05	TB-04292022	S	NYTCL-8260	WATER	DONE	U	0513	0505	S0	Vial-B
WG1633727-1	MS BFB Tune Standard	S	NYTCL-8260	WATER	DONE	U				
WG1633727-1	MS BFB Tune Standard	S	NYTCL-8260-R2	WATER	DONE	U				
WG1633727-2	Continuing Calibrati	S	NYTCL-8260	WATER	DONE	U				
WG1633727-2	Continuing Calibrati	S	NYTCL-8260-R2	WATER	DONE	U				
WG1633727-3	Laboratory Control S	S	NYTCL-8260-R2	WATER	DACQ	U				
WG1633727-3	Laboratory Control S	S	NYTCL-8260	WATER	DONE	U				
WG1633727-4	LCS Duplicate	S	NYTCL-8260	WATER	DONE	U				
WG1633727-4	LCS Duplicate	S	NYTCL-8260-R2	WATER	DACQ	U				
WG1633727-5	Laboratory Method Bl	S	NYTCL-8260-R2	WATER	DACQ	U				
WG1633727-5	Laboratory Method Bl	S	NYTCL-8260	WATER	DONE	U				

Comments:

WG1633727-4 WG1633727-3

Method

Inst: VOA105 BFB: V8824 GC: 8260

Initials: LAC IS/SS: V8865 Autosampler: 8260water10ml

Date: **02/08/22** ICAL: V8855B, V8856 Concentrator: 8260

Run: **N** ICV: V8844,V8845,V8862,V8852,V8853,V8854 QC:_____ Seq:_____

Vial	Data File	sample	pH<2
1	V05220208NBF1	BFB TUNE	
1	V05220208N01	BLK	
1	V05220208N02	BLK	
1	V05220208N03	I8260STD0.19	
2	V05220208N04	I8260STD0.19	
3	V05220208N05	I8260STD0.5	
4	V05220208N06	I8260STD0.5	
5	V05220208N07	I8260STD2	
6	V05220208N08	I8260STD2	
7	V05220208N09	I8260STD10	
8	V05220208N10	I8260STD30	
9	V05220208N11	I8260STD80	
10	V05220208N12	I8260STD120	
11	V05220208N13	I8260STD200	
12	V05220208N14	BLK	
13	V05220208N15	BLK	
14	V05220208N16	BLK	
15	V05220208N17	BLK	
16	V05220208N18	C8260STD10	
17	V05220208N19	C8260STD10	
18	V05220208N20	BLK	
19	V05220208N21	METHOD BLK	
20	V05220208N22	MDL L11	
21	V05220208N23	MDL L1	
22	V05220208N24	MDL L2	

Method

Inst: VOA105 BFB: V8971 GC: 8260

Initials: MJV IS/SS: V9008 Autosampler: 8260water10ml

Date: **05/02/22** ICAL: V8987A,V9009 Concentrator: 8260

Run: **A** QC:_____ Seq:_____

Vial	Data File	sample			pH<2
1	V05220502ABF1	BFB TUNE	06:41		
1	V05220502A01	8260 CCAL	LCS		
2	V05220502A02	8260 CCAL	LCSD		
3	V05220502A03	8260 CCAL			
4	V05220502A04	BLK			
5	V05220502A05	METHOD BLK			
6	V05220502A06	I2220844-03,31,10,10,,c,pri	8260CURVE		pH<2
7	V05220502A07	I2220844-04,31,10,10,,c,pri	8260CURVE		pH<2
8	V05220502A08	I2221089-01d,31,0.5,10,,c	8260		pH<2
9	V05220502A09	I2220820-03d,31,1.0,10,,c	8260/135,124TMB/PMX		pH<2
10	V05220502A10	I2220757-06d,31,0.05,10,,c	8260/MBTE		pH<2
11	V05220502A11	I2222594-04d,31,5.0,10,,a,pri	NYCURVE		**pH>2**
12	V05220502A12	I2222594-03,31,10,10,,a,pri	NYCURVE		pH<2
13	V05220502A13	I2222594-02,31,10,10,,a,pri	NYCURVE		pH<2
14	V05220502A14	I2222594-01,31,10,10,,a,pri	NYCURVE		pH<2
15	V05220502A15	I2222594-05,31,10,10,,a,pri	NYCURVE	TB	pH<2
16	V05220502A16	I2221593-01,31,10,10,,a,pri	NYTCL/FN	TB	pH<2
17	V05220502A17	I2221593-02,31,10,10,,a,pri	NYTCL/FN		pH<2
18	V05220502A18	I2221593-03,31,10,10,,a,pri	NYTCL/FN		pH<2
19	V05220502A19	I2221593-04,31,10,10,,a,pri	NYTCL/FN		pH<2
20	V05220502A20	I2221593-06,31,10,10,,a,pri	NYTCL/FN		pH<2
21	V05220502A21	I2221593-08,31,10,10,,a,pri	NYTCL/FN		pH<2
22	V05220502A22	I2221593-09,31,10,10,,a,pri	NYTCL/FN		pH<2
23	V05220502A23	I2221593-11,31,10,10,,a,pri	NYTCL/FN		pH<2
24	V05220502A24	I2221593-12,31,10,10,,a,pri	NYTCL/FN		pH<2
25	V05220502A25	I2222069-13,31,10,10,,a,pri	NYTCL	TB	pH<2
26	V05220502A26	I2220601-01MSD,31,10,10,,c	8260/ENSRPP2		pH<2
27	V05220502A27	HSTD			
28	V05220502A28	BLK			
29	V05220502A29	BLK			

Wet Chemistry

Total Organic Carbon Analysis

Results

Form 1
WETCHEM

Client	: Roux Env. Eng. & Geology, DPC	**Lab Number**	: L2222594
Project Name	: FORMER PFIZER INC SITE B&D	**Project Number**	: 0047.0044Y047
Lab ID	: L2222594-01	**Date Collected**	: 04/29/22 12:25
Client ID	: MW-25I	**Date Received**	: 04/29/22
Sample Location	: 60-66 GERRY STREET	**Date Analyzed**	: 05/02/22 10:00
Sample Matrix	: WATER	**Dilution Factor**	: 1
Analytical Method	: 1,9060A	**Analyst**	: DW
Lab File ID	: WG1633102	**Instrument ID**	: TOC-VW4
Sample Amount	:	**%Solids**	: N/A
Digestion Method	:	**Date Digested**	:

		ug/L			
CAS NO.	**Parameter**	**Results**	**RL**	**MDL**	**Qualifier**
7440-44-0	Total Organic Carbon	3800	500	110	

Form 1
WETCHEM

Client	: Roux Env. Eng. & Geology, DPC	**Lab Number**	: L2222594
Project Name	: FORMER PFIZER INC SITE B&D	**Project Number**	: 0047.0044Y047
Lab ID	: L2222594-02	**Date Collected**	: 04/29/22 10:30
Client ID	: MW-23	**Date Received**	: 04/29/22
Sample Location	: 60-66 GERRY STREET	**Date Analyzed**	: 05/02/22 10:35
Sample Matrix	: WATER	**Dilution Factor**	: 1
Analytical Method	: 1,9060A	**Analyst**	: DW
Lab File ID	: WG1633102	**Instrument ID**	: TOC-VW4
Sample Amount	:	**%Solids**	: N/A
Digestion Method	:	**Date Digested**	:

		ug/L			
CAS NO.	**Parameter**	**Results**	**RL**	**MDL**	**Qualifier**
7440-44-0	Total Organic Carbon	3000	500	110	

Form 1
WETCHEM

Client	: Roux Env. Eng. & Geology, DPC	**Lab Number**	: L2222594
Project Name	: FORMER PFIZER INC SITE B&D	**Project Number**	: 0047.0044Y047
Lab ID	: L2222594-03	**Date Collected**	: 04/29/22 11:30
Client ID	: MW-2I	**Date Received**	: 04/29/22
Sample Location	: 60-66 GERRY STREET	**Date Analyzed**	: 05/02/22 13:08
Sample Matrix	: WATER	**Dilution Factor**	: 1
Analytical Method	: 1,9060A	**Analyst**	: DW
Lab File ID	: WG1633102	**Instrument ID**	: TOC-VW4
Sample Amount	:	**%Solids**	: N/A
Digestion Method	:	**Date Digested**	:

		ug/L			
CAS NO.	**Parameter**	**Results**	**RL**	**MDL**	**Qualifier**
7440-44-0	Total Organic Carbon	3200	500	110	

Form 1
WETCHEM

Client	: Roux Env. Eng. & Geology, DPC	**Lab Number**	: L2222594
Project Name	: FORMER PFIZER INC SITE B&D	**Project Number**	: 0047.0044Y047
Lab ID	: L2222594-04	**Date Collected**	: 04/29/22 14:55
Client ID	: MW-D2I	**Date Received**	: 04/29/22
Sample Location	: 60-66 GERRY STREET	**Date Analyzed**	: 05/02/22 15:09
Sample Matrix	: WATER	**Dilution Factor**	: 200
Analytical Method	: 1,9060A	**Analyst**	: DW
Lab File ID	: WG1633102	**Instrument ID**	: TOC-VW4
Sample Amount	:	**%Solids**	: N/A
Digestion Method	:	**Date Digested**	:

		ug/L			
CAS NO.	**Parameter**	**Results**	**RL**	**MDL**	**Qualifier**
7440-44-0	Total Organic Carbon	580000	100000	23000	

Form 1
WETCHEM

Client	: Roux Env. Eng. & Geology, DPC	**Lab Number**	: L2222594
Project Name	: FORMER PFIZER INC SITE B&D	**Project Number**	: 0047.0044Y047
Lab ID	: WG1633102-1	**Date Collected**	: NA
Client ID	: WG1633102-1BLANK	**Date Received**	: NA
Sample Location	:	**Date Analyzed**	: 05/02/22 05:23
Sample Matrix	: WATER	**Dilution Factor**	: 1
Analytical Method	: 1,9060A	**Analyst**	: DW
Lab File ID	: WG1633102	**Instrument ID**	: TOC-VW4
Sample Amount	:	**%Solids**	: N/A
Digestion Method	:	**Date Digested**	:

		ug/L			
CAS NO.	**Parameter**	**Results**	**RL**	**MDL**	**Qualifier**
7440-44-0	Total Organic Carbon	ND	500	110	U

Form 1
WETCHEM

Client	: Roux Env. Eng. & Geology, DPC	**Lab Number**	: L2222594
Project Name	: FORMER PFIZER INC SITE B&D	**Project Number**	: 0047.0044Y047
Lab ID	: WG1633102-3	**Date Collected**	: 04/28/22 14:00
Client ID	: WG1633102-3 DUP	**Date Received**	: 04/28/22
Sample Location	:	**Date Analyzed**	: 05/02/22 12:04
Sample Matrix	: WATER	**Dilution Factor**	: 1
Analytical Method	: 1,9060A	**Analyst**	: DW
Lab File ID	: WG1633102	**Instrument ID**	: TOC-VW4
Sample Amount	:	**%Solids**	: N/A
Digestion Method	:	**Date Digested**	:

		ug/L			
CAS NO.	**Parameter**	**Results**	**RL**	**MDL**	**Qualifier**
7440-44-0	Total Organic Carbon	4400	500	110	

Instr.Information

System TOC-VW
Instrument Options TOC/ASI/

Cal. Curve

TOC 4
12282021
D

Sample Name: 12282021 TOC4 CURVE
Sample ID:
Cal. Curve: 12282021 TOC4 CURVE.2021_12_28_04_20_01.cal
Status Completed

Type	Anal.
Standard	NPOC

Conc: 0.000mg/L

No.	Area	Inj. Vol.	Aut. Dil.	Rem.	Ex.	Date / Time
1	10.91	2500uL	1	*******		12/28/2021 4:30:40
2	10.58	2500uL	1	*******		12/28/2021 4:35:57

Acid Add. 3.000%
Sp. Time 180.0sec
Mean Area 10.75

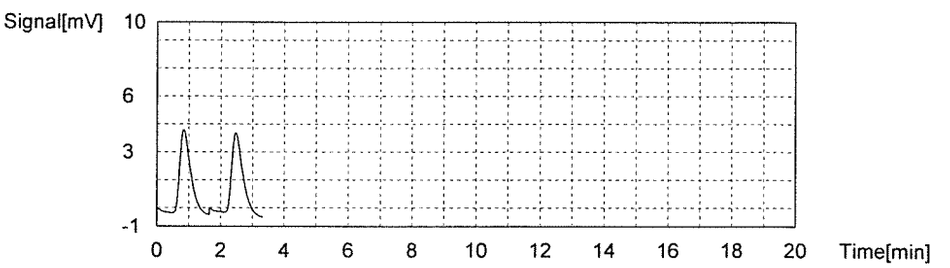

Conc: 0.5000mg/L

No.	Area	Inj. Vol.	Aut. Dil.	Rem.	Ex.	Date / Time
1	91.81	2500uL	1	*******		12/28/2021 4:47:02
2	92.82	2500uL	1	*******		12/28/2021 4:51:23

Acid Add. 3.000%
Sp. Time 180.0sec
Mean Area 92.31

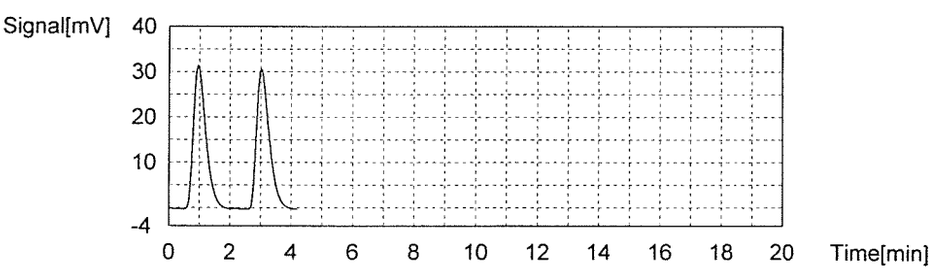

Conc: 1.000mg/L

No.	Area	Inj. Vol.	Aut. Dil.	Rem.	Ex.	Date / Time
1	175.4	2500uL	1	*******		12/28/2021 5:02:35
2	175.5	2500uL	1	*******		12/28/2021 5:06:55

Acid Add. 3.000%
Sp. Time 180.0sec
Mean Area 175.4

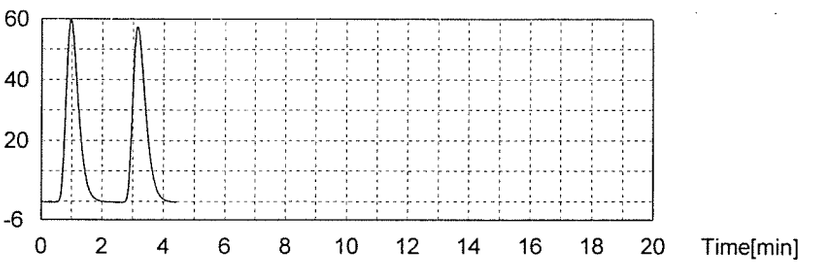

Conc: 5.000mg/L

No.	Area	Inj. Vol.	Aut. Dil.	Rem.	Ex.	Date / Time
1	832.4	2500uL	1	*******		12/28/2021 5:18:37
2	840.8	2500uL	1	*******		12/28/2021 5:23:26

Acid Add. 3.000%
Sp. Time 180.0sec
Mean Area 836.6

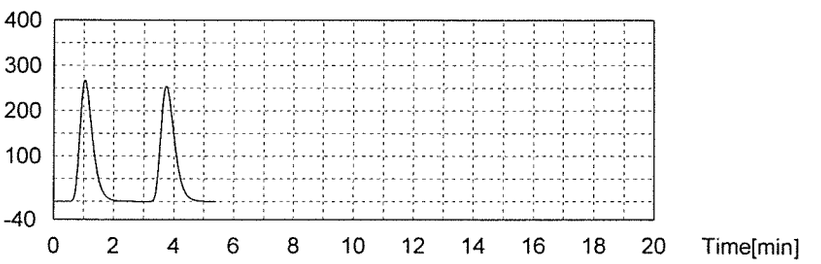

Conc: 10.00mg/L

No.	Area	Inj. Vol.	Aut. Dil.	Rem.	Ex.	Date / Time
1	1719	2500uL	1	*******		12/28/2021 5:35:29
2	1743	2500uL	1	*******		12/28/2021 5:40:43

Acid Add. 3.000%
Sp. Time 180.0sec
Mean Area 1731

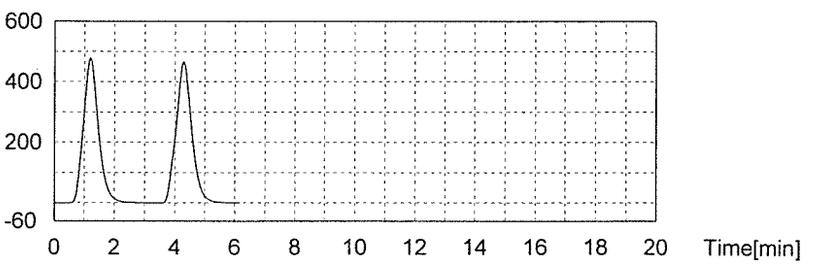

Slope:	171.6
Intercept	2.870
r^2	0.9996
r	0.9998
Zero Shift	No

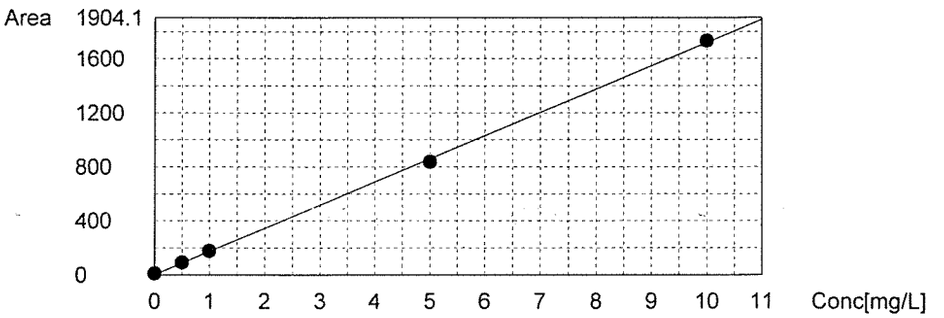

$y = 2.87$

$m = 171.6$

conc.	A	$\frac{A-y}{m}$	%
Ø	10.75	—	
0.5	92.31	0.521	104
1.0	175.4	1.005	101
5.0	836.6	4.86	97
10.0	1731	10.07	101

✓

Sample Raw Data

Instr.Information

System TOC-VW
Instrument Options TOC/ASI/

Sample

Sample Name: DI
Sample ID:
Origin: toc doc 4 reps method.met
Status Completed
Chk. Result

Type	Anal.	Manual Dilution	Result
Unknown	NPOC	1.000	NPOC:0.07072mg/L

1. Det

Anal.: NPOC

No.	Area	Conc.	Inj. Vol.	Aut. Dil.	Ex.	Cal. Curve	Date / Time
1	15.69	0.09491mg/L	2500uL	1		04272022 TOC4 CURVE.2022_0	5/2/2022 3:22:10 AM
2	8.872	0.06300mg/L	2500uL	1		04272022 TOC4 CURVE.2022_0	5/2/2022 3:27:55 AM
3	8.822	0.06277mg/L	2500uL	1		04272022 TOC4 CURVE.2022_0	5/2/2022 3:33:32 AM
4	8.701	0.06220mg/L	2500uL	1		04272022 TOC4 CURVE.2022_0	5/2/2022 3:39:10 AM

Mean Area 10.52
Mean Conc. 0.07072mg/l

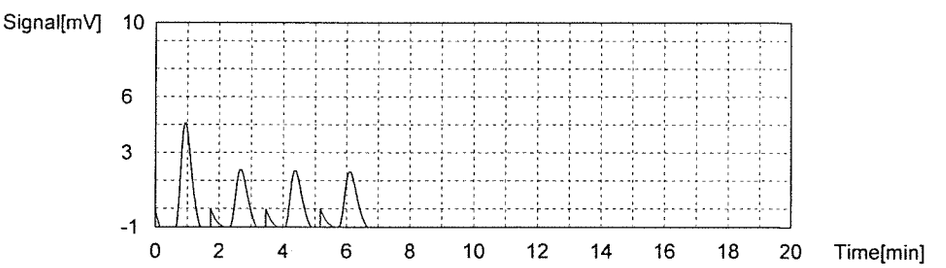

Sample

Sample Name: IC CK STD
Sample ID:
Origin: toc doc 4 reps method.met
Status Completed
Chk. Result

Type	Anal.	Manual Dilution	Result
Unknown	NPOC	1.000	NPOC:0.1361mg/L

1. Det

Anal.: NPOC

No.	Area	Conc.	Inj. Vol.	Aut. Dil.	Ex.	Cal. Curve	Date / Time
1	24.87	0.1379mg/L	2500uL	1		04272022 TOC4 CURVE.2022_0	5/2/2022 3:50:02 AM
2	23.40	0.1310mg/L	2500uL	1		04272022 TOC4 CURVE.2022_0	5/2/2022 3:55:36 AM
3	24.96	0.1383mg/L	2500uL	1		04272022 TOC4 CURVE.2022_0	5/2/2022 4:01:17 AM
4	24.75	0.1373mg/L	2500uL	1		04272022 TOC4 CURVE.2022_0	5/2/2022 4:06:54 AM

Mean Area 24.50
Mean Conc. 0.1361mg/L

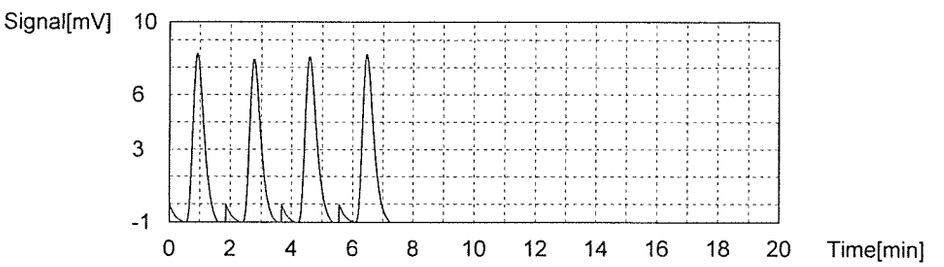

Sample

Sample Name: ICV
Sample ID:
Origin: toc doc 4 reps method.met
Status Completed
Chk. Result

Type	Anal.	Manual Dilution	Result
Unknown	NPOC	1.000	NPOC:3.899mg/L

1. Det

Anal.: NPOC

No.	Area	Conc.	Inj. Vol.	Aut. Dil.	Ex.	Cal. Curve	Date / Time
1	823.4	3.876mg/L	2500uL	1		04272022 TOC4 CURVE.2022_0	5/2/2022 4:18:35 AM
2	827.3	3.894mg/L	2500uL	1		04272022 TOC4 CURVE.2022_0	5/2/2022 4:23:36 AM
3	831.5	3.914mg/L	2500uL	1		04272022 TOC4 CURVE.2022_0	5/2/2022 4:28:33 AM
4	831.1	3.912mg/L	2500uL	1		04272022 TOC4 CURVE.2022_0	5/2/2022 4:33:28 AM

Mean Area 828.3
Mean Conc. 3.899mg/L

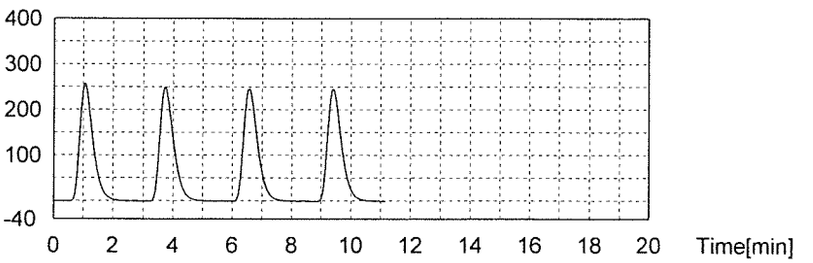

Sample

Sample Name: ICB
Sample ID:
Origin: toc doc 4 reps method.met
Status Completed
Chk. Result

Type	Anal.	Manual Dilution	Result
Unknown	NPOC	1.000	NPOC:0.06108mg/L

1. Det

Anal.: NPOC

No.	Area	Conc.	Inj. Vol.	Aut. Dil.	Ex.	Cal. Curve	Date / Time
1	8.527	0.06139mg/L	2500uL	1		04272022 TOC4 CURVE.2022_0	5/2/2022 4:44:12 AM
2	8.576	0.06162mg/L	2500uL	1		04272022 TOC4 CURVE.2022_0	5/2/2022 4:48:58 AM
3	8.476	0.06115mg/L	2500uL	1		04272022 TOC4 CURVE.2022_0	5/2/2022 4:53:44 AM
4	8.266	0.06016mg/L	2500uL	1		04272022 TOC4 CURVE.2022_0	5/2/2022 4:58:30 AM

Mean Area 8.461
Mean Conc. 0.06108mg/l

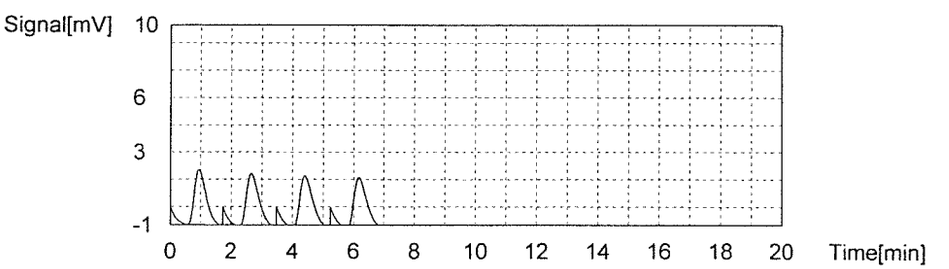

Sample

Sample Name: MB
Sample ID:
Origin: toc doc 4 reps method.met
Status Completed
Chk. Result

Type	Anal.	Manual Dilution	Result
Unknown	NPOC	1.000	NPOC:0.06151mg/L

1. Det

Anal.: NPOC

No.	Area	Conc.	Inj. Vol.	Aut. Dil.	Ex.	Cal. Curve	Date / Time
1	8.267	0.06017mg/L	2500uL	1		04272022 TOC4 CURVE.2022_0	5/2/2022 5:09:14 AM
2	8.723	0.06230mg/L	2500uL	1		04272022 TOC4 CURVE.2022_0	5/2/2022 5:14:01 AM
3	8.453	0.06104mg/L	2500uL	1		04272022 TOC4 CURVE.2022_0	5/2/2022 5:18:45 AM
4	8.773	0.06254mg/L	2500uL	1		04272022 TOC4 CURVE.2022_0	5/2/2022 5:23:28 AM

Mean Area 8.554
Mean Conc. 0.06151mg/l

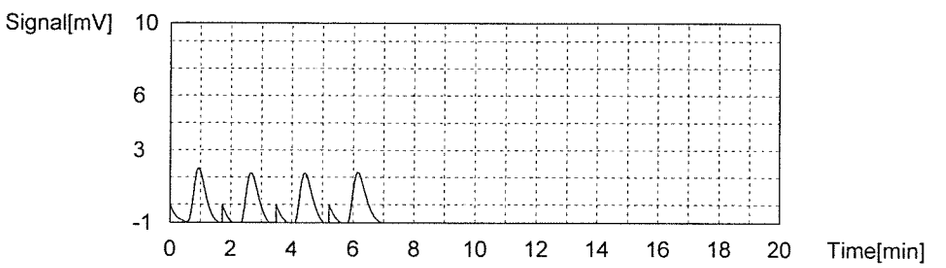

Sample

Sample Name: LCS
Sample ID:
Origin: toc doc 4 reps method.met
Status Completed
Chk. Result

Type	Anal.	Manual Dilution	Result
Unknown	NPOC	1.000	NPOC:3.789mg/L

1. Det

Anal.: NPOC

No.	Area	Conc.	Inj. Vol.	Aut. Dil.	Ex.	Cal. Curve	Date / Time
1	799.7	3.765mg/L	2500uL	1		04272022 TOC4 CURVE.2022_0	5/2/2022 5:35:13 AM
2	803.7	3.783mg/L	2500uL	1		04272022 TOC4 CURVE.2022_0	5/2/2022 5:40:06 AM
3	814.1	3.832mg/L	2500uL	1		04272022 TOC4 CURVE.2022_0	5/2/2022 5:44:59 AM
4	802.1	3.776mg/L	2500uL	1		04272022 TOC4 CURVE.2022_0	5/2/2022 5:49:54 AM

Mean Area 804.9
Mean Conc. 3.789mg/L

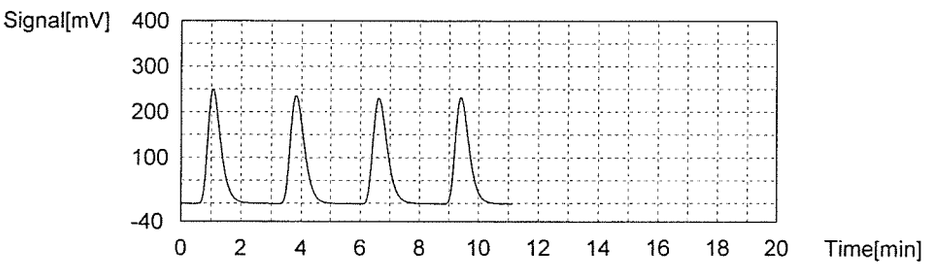

Sample

Sample Name: 22369-01
Sample ID:
Origin: toc doc 4 reps method.met
Status Completed
Chk. Result

Type	Anal.	Manual Dilution	Result
Unknown	NPOC	1.000	NPOC:4.269mg/L

1. Det

Anal.: NPOC

No.	Area	Conc.	Inj. Vol.	Aut. Dil.	Ex.	Cal. Curve	Date / Time
1	905.5	4.260mg/L	2500uL	1		04272022 TOC4 CURVE.2022_0	5/2/2022 6:33:31 AM
2	903.7	4.251mg/L	2500uL	1		04272022 TOC4 CURVE.2022_0	5/2/2022 6:40:05 AM
3	905.2	4.258mg/L	2500uL	1		04272022 TOC4 CURVE.2022_0	5/2/2022 6:46:34 AM
4	915.1	4.305mg/L	2500uL	1		04272022 TOC4 CURVE.2022_0	5/2/2022 6:53:03 AM

Mean Area 907.4
Mean Conc. 4.269mg/L

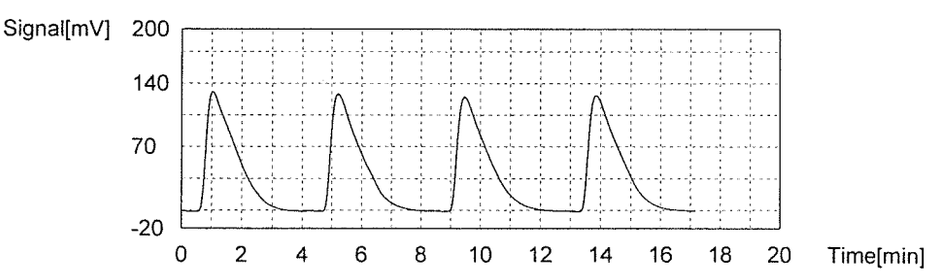

Sample

Sample Name: 22369-02
Sample ID:
Origin: toc doc 4 reps method.met
Status Completed
Chk. Result

Type	Anal.	Manual Dilution	Result
Unknown	NPOC	1.000	NPOC:5.135mg/L

1. Det

Anal.: NPOC

No.	Area	Conc.	Inj. Vol.	Aut. Dil.	Ex.	Cal. Curve	Date / Time
1	1079	5.072mg/L	2500uL	1		04272022 TOC4 CURVE.2022_0	5/2/2022 7:06:52 AM
2	1089	5.119mg/L	2500uL	1		04272022 TOC4 CURVE.2022_0	5/2/2022 7:14:06 AM
3	1101	5.175mg/L	2500uL	1		04272022 TOC4 CURVE.2022_0	5/2/2022 7:21:15 AM
4	1101	5.175mg/L	2500uL	1		04272022 TOC4 CURVE.2022_0	5/2/2022 7:28:33 AM

Mean Area 1093
Mean Conc. 5.135mg/L

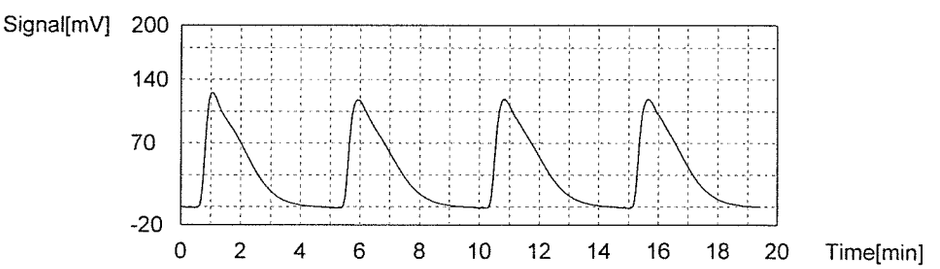

Sample

Sample Name: 22369-03
Sample ID:
Origin: toc doc 4 reps method.met
Status Completed
Chk. Result

Type	Anal.	Manual Dilution	Result
Unknown	NPOC	1.000	NPOC:3.475mg/L

1. Det

Anal.: NPOC

No.	Area	Conc.	Inj. Vol.	Aut. Dil.	Ex.	Cal. Curve	Date / Time
1	733.3	3.454mg/L	2500uL	1		04272022 TOC4 CURVE.2022_0	5/2/2022 7:42:28 AM
2	737.6	3.474mg/L	2500uL	1		04272022 TOC4 CURVE.2022_0	5/2/2022 7:49:28 AM
3	741.3	3.491mg/L	2500uL	1		04272022 TOC4 CURVE.2022_0	5/2/2022 7:56:45 AM
4	739.2	3.481mg/L	2500uL	1		04272022 TOC4 CURVE.2022_0	5/2/2022 8:04:05 AM

Mean Area 737.9
Mean Conc. 3.475mg/L

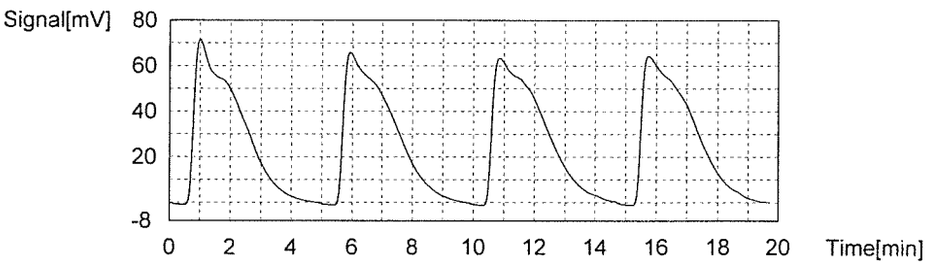

Sample

Sample Name: 22369-04 4X SED
Sample ID:
Origin: toc doc 4 reps method.met
Status Completed
Chk. Result

Type	Anal.	Manual Dilution	Result
Unknown	NPOC	1.000	NPOC:4.976mg/L

1. Det

Anal.: NPOC

No.	Area	Conc.	Inj. Vol.	Aut. Dil.	Ex.	Cal. Curve	Date / Time
1	1033	4.857mg/L	2500uL	1		04272022 TOC4 CURVE.2022_0	5/2/2022 8:16:02 AM
2	1049	4.932mg/L	2500uL	1		04272022 TOC4 CURVE.2022_0	5/2/2022 8:21:00 AM
3	1073	5.044mg/L	2500uL	1		04272022 TOC4 CURVE.2022_0	5/2/2022 8:26:03 AM
4	1079	5.072mg/L	2500uL	1		04272022 TOC4 CURVE.2022_0	5/2/2022 8:31:08 AM

Mean Area 1059
Mean Conc. 4.976mg/L

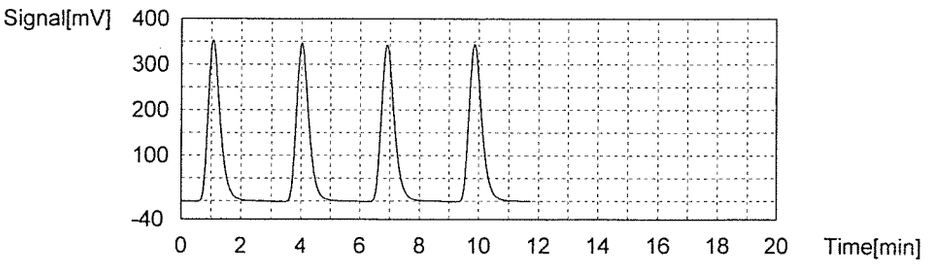

Sample

Sample Name: 22369-05
Sample ID:
Origin: toc doc 4 reps method.met
Status Completed
Chk. Result

Type	Anal.	Manual Dilution	Result
Unknown	NPOC	1.000	NPOC:5.147mg/L

1. Det

Anal.: NPOC

No.	Area	Conc.	Inj. Vol.	Aut. Dil.	Ex.	Cal. Curve	Date / Time
1	1089	5.119mg/L	2500uL	1		04272022 TOC4 CURVE.2022_0	5/2/2022 8:45:03 AM
2	1086	5.105mg/L	2500uL	1		04272022 TOC4 CURVE.2022_0	5/2/2022 8:52:03 AM
3	1097	5.156mg/L	2500uL	1		04272022 TOC4 CURVE.2022_0	5/2/2022 8:59:17 AM
4	1108	5.208mg/L	2500uL	1		04272022 TOC4 CURVE.2022_0	5/2/2022 9:06:35 AM

Mean Area 1095
Mean Conc. 5.147mg/L

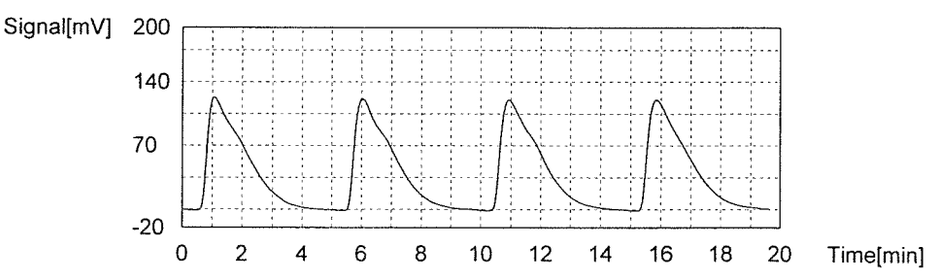

Sample

Sample Name: 22369-06 FB
Sample ID:
Origin: toc doc 4 reps method.met
Status Completed
Chk. Result

Type	Anal.	Manual Dilution	Result
Unknown	NPOC	1.000	NPOC:0.1725mg/L

1. Det

Anal.: NPOC

No.	Area	Conc.	Inj. Vol.	Aut. Dil.	Ex.	Cal. Curve	Date / Time
1	34.70	0.1839mg/L	2500uL	1		04272022 TOC4 CURVE.2022_0	5/2/2022 9:17:38 AM
2	31.71	0.1699mg/L	2500uL	1		04272022 TOC4 CURVE.2022_0	5/2/2022 9:21:58 AM
3	33.05	0.1762mg/L	2500uL	1		04272022 TOC4 CURVE.2022_0	5/2/2022 9:26:20 AM
4	29.59	0.1600mg/L	2500uL	1		04272022 TOC4 CURVE.2022_0	5/2/2022 9:30:34 AM

Mean Area 32.26
Mean Conc. 0.1725mg/L

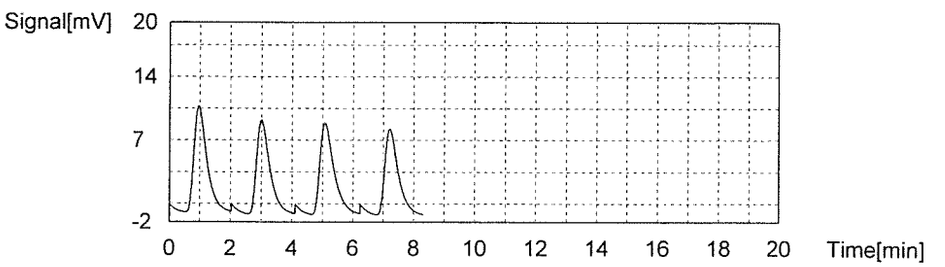

Sample

Sample Name: 22594-01
Sample ID:
Origin: toc doc 4 reps method.met
Status Completed
Chk. Result

Type	Anal.	Manual Dilution	Result
Unknown	NPOC	1.000	NPOC:3.761mg/L

1. Det

Anal.: NPOC

No.	Area	Conc.	Inj. Vol.	Aut. Dil.	Ex.	Cal. Curve	Date / Time
1	791.8	3.728mg/L	2500uL	1		04272022 TOC4 CURVE.2022_0	5/2/2022 9:43:04 AM
2	792.0	3.729mg/L	2500uL	1		04272022 TOC4 CURVE.2022_0	5/2/2022 9:48:45 AM
3	801.7	3.774mg/L	2500uL	1		04272022 TOC4 CURVE.2022_0	5/2/2022 9:54:23 AM
4	809.8	3.812mg/L	2500uL	1		04272022 TOC4 CURVE.2022_0	5/2/2022 10:00:06 A

Mean Area 798.8
Mean Conc. 3.761mg/L

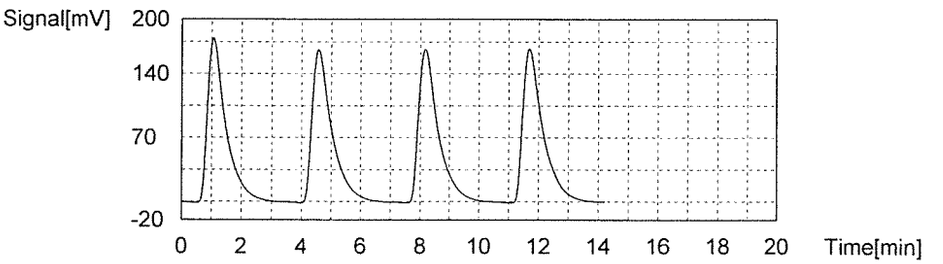

Sample

Sample Name: 22594-02
Sample ID:
Origin: toc doc 4 reps method.met
Status Completed
Chk. Result

Type	Anal.	Manual Dilution	Result
Unknown	NPOC	1.000	NPOC:3.013mg/L

1. Det

Anal.: NPOC

No.	Area	Conc.	Inj. Vol.	Aut. Dil.	Ex.	Cal. Curve	Date / Time
1	632.7	2.983mg/L	2500uL	1		04272022 TOC4 CURVE.2022_0	5/2/2022 10:14:01 A
2	636.6	3.001mg/L	2500uL	1		04272022 TOC4 CURVE.2022_0	5/2/2022 10:21:17 A
3	642.3	3.028mg/L	2500uL	1		04272022 TOC4 CURVE.2022_0	5/2/2022 10:28:36 A
4	644.5	3.038mg/L	2500uL	1		04272022 TOC4 CURVE.2022_0	5/2/2022 10:35:55 A

Mean Area 639.0
Mean Conc. 3.013mg/L

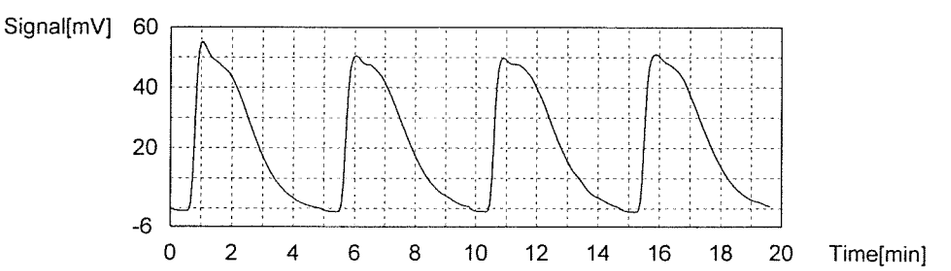

Sample

Sample Name: CCV
Sample ID:
Origin: toc doc 4 reps method.met
Status Completed
Chk. Result

Type	Anal.	Manual Dilution	Result
Unknown	NPOC	1.000	NPOC:3.874mg/L

1. Det

Anal.: NPOC

No.	Area	Conc.	Inj. Vol.	Aut. Dil.	Ex.	Cal. Curve	Date / Time
1	815.6	3.839mg/L	2500uL	1		04272022 TOC4 CURVE.2022_0	5/2/2022 10:51:20 A
2	825.8	3.887mg/L	2500uL	1		04272022 TOC4 CURVE.2022_0	5/2/2022 10:56:16 A
3	823.3	3.875mg/L	2500uL	1		04272022 TOC4 CURVE.2022_0	5/2/2022 11:01:10 A
4	827.8	3.896mg/L	2500uL	1		04272022 TOC4 CURVE.2022_0	5/2/2022 11:06:09 A

Mean Area 823.1
Mean Conc. 3.874mg/L

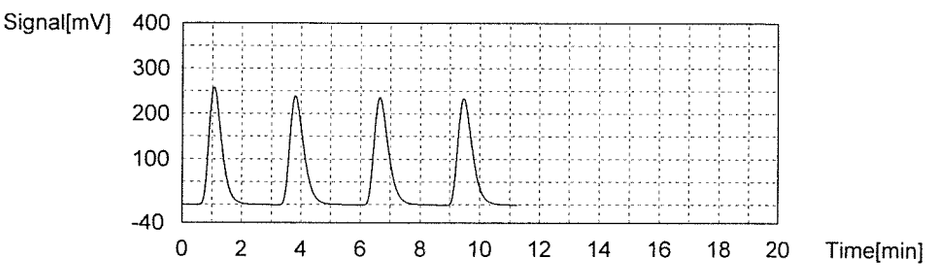

Sample

Sample Name: CCB
Sample ID:
Origin: toc doc 4 reps method.met
Status Completed
Chk. Result

Type	Anal.	Manual Dilution	Result
Unknown	NPOC	1.000	NPOC:0.06129mg/L

1. Det

Anal.: NPOC

No.	Area	Conc.	Inj. Vol.	Aut. Dil.	Ex.	Cal. Curve	Date / Time
1	8.415	0.06086mg/L	2500uL	1		04272022 TOC4 CURVE.2022_0	5/2/2022 11:16:53 A
2	8.242	0.06005mg/L	2500uL	1		04272022 TOC4 CURVE.2022_0	5/2/2022 11:21:35 A
3	8.763	0.06249mg/L	2500uL	1		04272022 TOC4 CURVE.2022_0	5/2/2022 11:26:19 A
4	8.605	0.06175mg/L	2500uL	1		04272022 TOC4 CURVE.2022_0	5/2/2022 11:31:01 A

Mean Area 8.506
Mean Conc. 0.06129mg/l

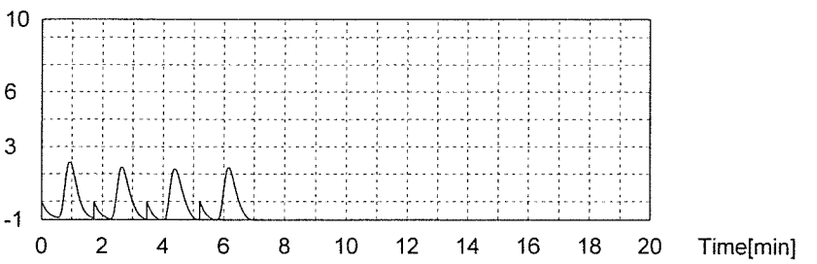

Sample

Sample Name: 22369-01 DUP
Sample ID:
Origin: toc doc 4 reps method.met
Status Completed
Chk. Result

Type	Anal.	Manual Dilution	Result
Unknown	NPOC	1.000	NPOC:4.381mg/L

1. Det

Anal.: NPOC

No.	Area	Conc.	Inj. Vol.	Aut. Dil.	Ex.	Cal. Curve	Date / Time
1	924.4	4.348mg/L	2500uL	1		04272022 TOC4 CURVE.2022_0	5/2/2022 11:44:17 A
2	923.8	4.346mg/L	2500uL	1		04272022 TOC4 CURVE.2022_0	5/2/2022 11:51:04 A
3	938.8	4.416mg/L	2500uL	1		04272022 TOC4 CURVE.2022_0	5/2/2022 11:57:39 A
4	938.2	4.413mg/L	2500uL	1		04272022 TOC4 CURVE.2022_0	5/2/2022 12:04:25 P

Mean Area 931.3
Mean Conc. 4.381mg/L

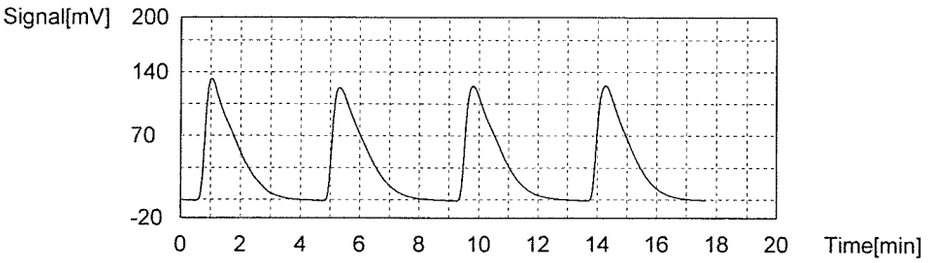

Sample

Sample Name: 22369-01 SPK 4X
Sample ID:
Origin: toc doc 4 reps method.met
Status Completed
Chk. Result

Type	Anal.	Manual Dilution	Result
Unknown	NPOC	1.000	NPOC:5.079mg/L

1. Det

Anal.: NPOC

No.	Area	Conc.	Inj. Vol.	Aut. Dil.	Ex.	Cal. Curve	Date / Time
1	1075	5.053mg/L	2500uL	1		04272022 TOC4 CURVE.2022_0	5/2/2022 12:16:10 P
2	1081	5.081mg/L	2500uL	1		04272022 TOC4 CURVE.2022_0	5/2/2022 12:21:04 P
3	1084	5.095mg/L	2500uL	1		04272022 TOC4 CURVE.2022_0	5/2/2022 12:26:23 P
4	1082	5.086mg/L	2500uL	1		04272022 TOC4 CURVE.2022_0	5/2/2022 12:31:19 P

Mean Area 1081
Mean Conc. 5.079mg/L

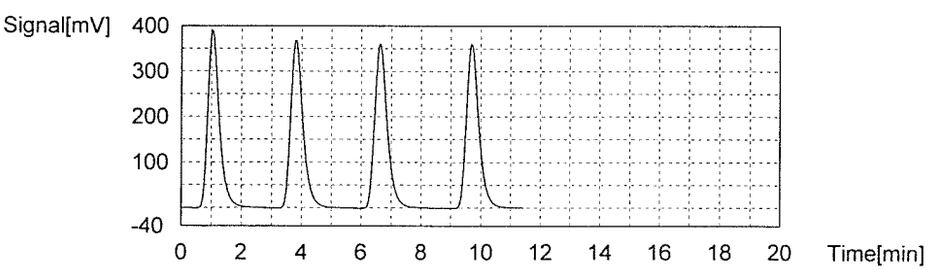

Sample

Sample Name: 22594-03
Sample ID:
Origin: toc doc 4 reps method.met
Status Completed
Chk. Result

Type	Anal.	Manual Dilution	Result
Unknown	NPOC	1.000	NPOC:3.222mg/L

1. Det

Anal.: NPOC

No.	Area	Conc.	Inj. Vol.	Aut. Dil.	Ex.	Cal. Curve	Date / Time
1	668.2	3.149mg/L	2500uL	1		04272022 TOC4 CURVE.2022_0	5/2/2022 12:45:14 P
2	678.3	3.196mg/L	2500uL	1		04272022 TOC4 CURVE.2022_0	5/2/2022 12:53:17 P
3	685.4	3.230mg/L	2500uL	1		04272022 TOC4 CURVE.2022_0	5/2/2022 1:00:41 PM
4	703.1	3.313mg/L	2500uL	1		04272022 TOC4 CURVE.2022_0	5/2/2022 1:08:02 PM

Mean Area 683.8
Mean Conc. 3.222mg/L

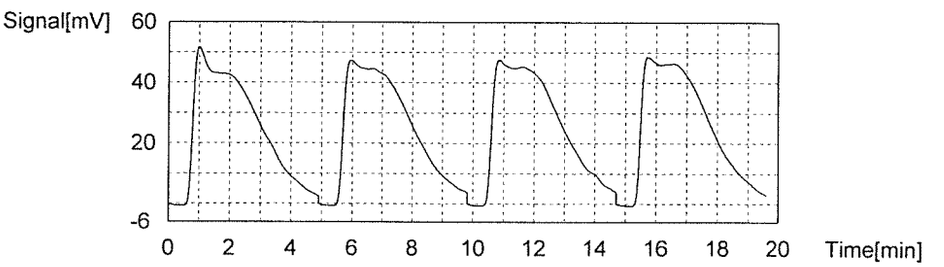

Sample

Sample Name: 22594-04 4X SED
Sample ID: X
Origin: toc doc 4 reps method.met
Status Completed
Chk. Result

Type	Anal.	Manual Dilution	Result
Unknown	NPOC	1.000	NPOC:4.337mg/L

1. Det

Anal.: NPOC

No.	Area	Conc.	Inj. Vol.	Aut. Dil.	Ex.	Cal. Curve	Date / Time
1	1112	5.226mg/L	2500uL	1		04272022 TOC4 CURVE.2022_0	5/2/2022 1:21:57 PM
2	786.0	3.701mg/L	2500uL	1		04272022 TOC4 CURVE.2022_0	5/2/2022 1:31:46 PM
3	988.0	4.646mg/L	2500uL	1		04272022 TOC4 CURVE.2022_0	5/2/2022 1:42:16 PM
4	802.2	3.776mg/L	2500uL	1		04272022 TOC4 CURVE.2022_0	5/2/2022 1:52:03 PM

Mean Area 922.0
Mean Conc. 4.337mg/L

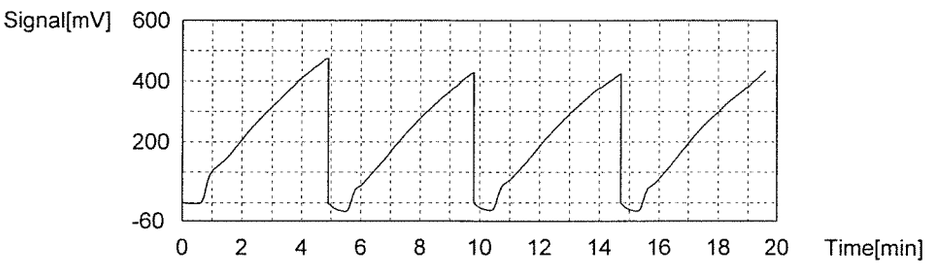

Sample

Sample Name: 22594.4 40X
Sample ID: X
Origin: toc doc 4 reps method.met
Status Aborted
Chk. Result

Type	Anal.	Manual Dilution	Result
Unknown	NPOC	1.000	NPOC:14.44mg/L

1. Det

Anal.: NPOC

No.	Area	Conc.	Inj. Vol.	Aut. Dil.	Ex.	Cal. Curve	Date / Time
1	3150	14.77mg/L	2500uL	1		04272022 TOC4 CURVE.2022_0	5/2/2022 2:25:10 PM
2	3011	14.12mg/L	2500uL	1		04272022 TOC4 CURVE.2022_0	5/2/2022 2:29:45 PM

Mean Area 3081
Mean Conc. 14.44mg/L

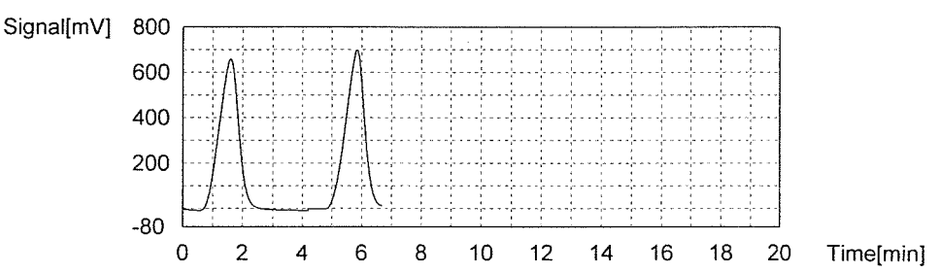

Sample

Sample Name: 22594.4 200X
Sample ID:
Origin: toc doc 4 reps method.met
Status Completed
Chk. Result

Type	Anal.	Manual Dilution	Result
Unknown	NPOC	1.000	NPOC:2.927mg/L

1. Det

Anal.: NPOC

No.	Area	Conc.	Inj. Vol.	Aut. Dil.	Ex.	Cal. Curve	Date / Time
1	622.0	2.933mg/L	2500uL	1		04272022 TOC4 CURVE.2022_0	5/2/2022 2:55:15 PM
2	625.0	2.947mg/L	2500uL	1		04272022 TOC4 CURVE.2022_0	5/2/2022 2:59:55 PM
3	625.1	2.947mg/L	2500uL	1		04272022 TOC4 CURVE.2022_0	5/2/2022 3:04:32 PM
4	611.0	2.881mg/L	2500uL	1		04272022 TOC4 CURVE.2022_0	5/2/2022 3:09:01 PM

Mean Area 620.8
Mean Conc. 2.927mg/L

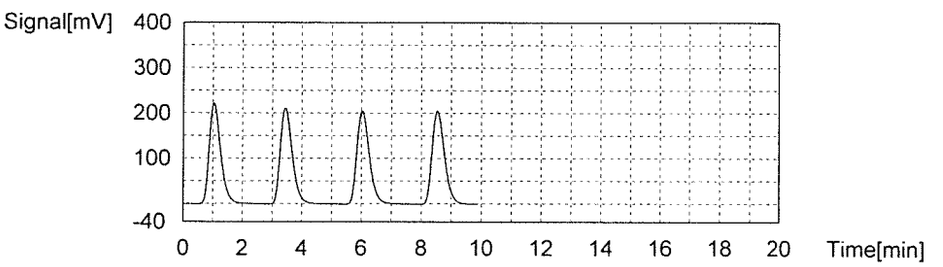

Sample

Sample Name: CCV
Sample ID:
Origin: toc doc 4 reps method.met
Status Completed
Chk. Result

Type	Anal.	Manual Dilution	Result
Unknown	NPOC	1.000	NPOC:3.876mg/L

1. Det

Anal.: NPOC

No.	Area	Conc.	Inj. Vol.	Aut. Dil.	Ex.	Cal. Curve	Date / Time
1	815.5	3.839mg/L	2500uL	1		04272022 TOC4 CURVE.2022_0	5/2/2022 3:20:53 PM
2	827.2	3.893mg/L	2500uL	1		04272022 TOC4 CURVE.2022_0	5/2/2022 3:25:50 PM
3	826.1	3.888mg/L	2500uL	1		04272022 TOC4 CURVE.2022_0	5/2/2022 3:30:47 PM
4	825.3	3.884mg/L	2500uL	1		04272022 TOC4 CURVE.2022_0	5/2/2022 3:35:45 PM

Mean Area 823.5
Mean Conc. 3.876mg/L

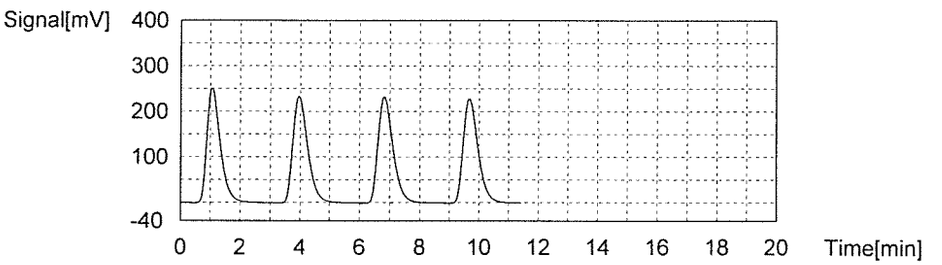

Sample

Sample Name: CCB
Sample ID:
Origin: toc doc 4 reps method.met
Status Completed
Chk. Result

Type	Anal.	Manual Dilution	Result
Unknown	NPOC	1.000	NPOC:0.06596mg/L

1. Det

Anal.: NPOC

No.	Area	Conc.	Inj. Vol.	Aut. Dil.	Ex.	Cal. Curve	Date / Time
1	9.387	0.06541mg/L	2500uL	1		04272022 TOC4 CURVE.2022_0	5/2/2022 3:46:29 PM
2	9.734	0.06704mg/L	2500uL	1		04272022 TOC4 CURVE.2022_0	5/2/2022 3:51:13 PM
3	9.011	0.06365mg/L	2500uL	1		04272022 TOC4 CURVE.2022_0	5/2/2022 3:55:54 PM
4	9.881	0.06772mg/L	2500uL	1		04272022 TOC4 CURVE.2022_0	5/2/2022 4:00:37 PM

Mean Area	9.503
Mean Conc.	0.06596mg/l

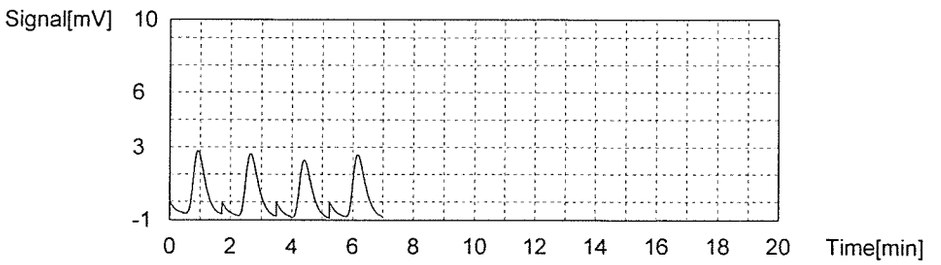

Quality Control

Form 5a
Matrix Spike

Client	: Roux Env. Eng. & Geology, DPC	**Lab Number**	: L2222594
Project Name	: FORMER PFIZER INC SITE B&D	**Project Number**	: 0047.0044Y047
Client Sample ID	: NA	**Matrix**	: WATER
Lab Sample ID	: L2222369-01		
Matrix Spike	: WG1633102-4	**MS Analysis Date**	: 05/02/22 12:31
Matrix Spike Dup	:	**MSD Analysis Date**	:

		Matrix Spike Sample			Matrix Spike Duplicate					
Parameter	Sample Conc. (ug/l)	Spike Added (ug/l)	Spike Conc. (ug/l)	%R	Spike Added (ug/l)	Spike Conc. (ug/l)	%R	RPD	Recovery Limits	RPD Limit
Total Organic Carbon	4300	16000	20000	100					80-120	20

Form 6
Lab Duplicates

Client	: Roux Env. Eng. & Geology, DPC	**Lab Number**	: L2222594
Project Name	: FORMER PFIZER INC SITE B&D	**Project Number**	: 0047.0044Y047
Client Sample ID	: NA	**Matrix**	: WATER
Lab Sample ID	: NA	**Analysis Date**	: 05/02/22 06:53
Dup Sample ID	: WG1633102-3	**DUP Analysis Date**	: 05/02/22 12:04

Parameter	Sample Concentration (ug/l)	Duplicate Concentration (ug/l)	RPD	RPD Limit
Total Organic Carbon	4300	4400	2	20

Form 7
Laboratory Control Sample

Client	: Roux Env. Eng. & Geology, DPC	**Lab Number**	: L2222594
Project Name	: FORMER PFIZER INC SITE B&D	**Project Number**	: 0047.0044Y047
Client Sample ID	: NA	**Matrix**	: WATER
Lab Sample ID	: WG1633102-2	**LCS Analysis Date**	: 05/02/22 05:49
Dup Sample ID	:	**LCSD Analysis Date**	:

	Laboratory Control Sample			Laboratory Control Duplicate					
Parameter	**True (ug/l)**	**Found (ug/l)**	**%R**	**True (ug/l)**	**Found (ug/l)**	**%R**	**RPD**	**Recovery Limits**	**RPD Limit**
Total Organic Carbon	4000	3800	95.					90-110	20

Date Created: 11/11/21
Created By: Jason Hebert
File: PM11467-1
Page: 1

WETCHEM (WATER)

Analyte	CAS #	RL	MDL	Units	LCS Criteria	LCS RPD	MS Criteria	MS RPD	Duplicate RPD	Method	Holding Time	Container/Sample Preservation
Total Organic Carbon	7440-44-0	0.5	0.114	mg/l	90-110		80-120	20	20	9060A	28 days	3 - Vial H2SO4 preserved
Total Organic Carbon	7440-44-0	0.5	0.114	mg/l	90-110		80-120	20	20	5310C	28 days	2 - Vial H2SO4 preserved

Please Note that the RL information provided in this table is calculated using a 100% Solids factor. (Soil/Solids only)
Please Note that the information provided in this table is subject to change at anytime at the discretion of Alpha Analytical, Inc.

Calculations of TOC

Aqueous samples:

The TOC Talk Software calculates the area of the peaks produced by the analyzer, compares them to the peak area of the calibration standard stored in its memory, and calculates a mean TOC value from two injections in mg/L.

If the sample was manually diluted prior to analysis, the calculated mean must be manually multiplied by the dilution factor. The Reported Detection Limit is also multiplied by the same dilution factor.

$$\text{Result, mg/L} = \frac{\text{area - y-intercept}}{\text{slope}} \times \text{Dilution Factor}$$

Sequence Logs

DATE:	MON 050222	CURVE ID:	TOC 4 042722	WORKING STDS ID:	
ANALYST:	[illegible]	STOCK STDS ID:		4 PPM ICV:	TOC 050222-ICV
		2000 PPM CURVE SLN:	TOC 012622-C	4 PPM LCS :	TOC 050222-CCS
		2000 PPM ICV/LCS/SPK SLN :	TOC 012622-W	4 PPM SPK:	TOC 012622-W
		400 PPM IC CK STD SLN:	TOC 042522-ZC4W	10 PPM IC CK STD:	TOC 050222-IC

POSITION	SAMPLE	DIL X.	PH	COMMENTS	POSITION	SAMPLE	DIL X	PH	COMMENTS
1	DI				27				
2	IC CK STD			–	28				
3	ICV			–	29				
4	ICB			–	30				
5	CCB			–	31				
6	CCS			–	32				
7	22369.1	1	2	–	33				
8	2	1	2	–	34				
9	3	1	2	–	35				
10	4	4	2	– sed	36				
11	5	1	2	–	37				
12	6 FB	1	2	–	38				
13	22594.1	1	2	–	39				
14	2	1	2	–	40				
15	CCV			–	41				
16	CCB			–	42				
17	22369.1 dup	1	2	–	43				
18	.1 SPK	4	2	–	44				
19	22594.3 1x	~~2~~	2	–	45				
20	050222 4 4x	~~2~~	2	x sed	46				
21	.4	40		x	47				
22	.4	200		–	48				
23	CCV			–	49				
24	CCB				50				
25					51				
26					52				

PLATE

VOCs Detected in Groundwater
April 2016 to April 2022

MW-16R	07/20/2016	10/11/2016	04/27/2017	07/18/2017	11/22/2017	03/30/2018	07/02/2018	10/09/2018	01/10/2019	04/04/2019	07/09/2019	10/04/2019
VOCs												
1,1-Dichloroethane	**5.4 J**	**5.1 J**	**6 J**	**6.3**	**6.1**	**5.5**	NE	**9**	**11 J**	**10**	**9.8**	**9.8**
1,2-Dichloroethane	**1 J**	**1 J**	**1.1 J**	**1.6**	**1.4**	**1.1**	**1.1**	**1.4**	ND	**1.8**	**1.6**	**1.9**
Cis-1,2-Dichloroethylene	**210**	**220**	**170**	**180**	**160**	**150**	**170**	**71**	**37**	**67**	**86**	**100**
Dichloroethylenes	**210**	**220**	**170**	**180 J**	**160 J**	**150**	**170 J**	**73 J**	**37**	**69 J**	**88 J**	**100 J**
Vinyl Chloride	**350**	**310**	**410**	**370**	**280**	**300**	**230**	**430**	**520**	**510**	**460**	**390**

MW-18	04/06/2016	07/20/2016	10/11/2016	04/27/2017	07/18/2017	11/22/2017	03/30/2018	07/02/2018	07/02/2018 DUP	10/09/2018	01/11/2019	04/04/2019	04/04/2019 DUP	07/09/2019	10/04/2019
VOCs															
Acetone	ND	**59**	**66**	NE	ND	ND	ND	ND	ND	ND	ND	ND	ND	ND	ND
Benzene	**10**	NE	NE	**2**	**2.8**	**1.8**	**2.9**	**2.7**	**2.3**	**1.2**	ND	**1.9**	**1.6**	**2.6**	**2.8**
Chloroethane	ND	ND	NA	NA	**25**	**21**	**28**	NA	NA	NE	ND	**10**	**9.6**	**5.9**	NA
Cis-1,2-Dichloroethylene	**980**	**60**	**33**	**160**	**440**	**160**	**110**	**160**	**150**	**220**	**9.3**	**44**	**47**	**53**	
Dichloroethylenes	**980**	**63**	**36**	**160 J**	**440 J**	**160 J**	**110 J**	**160 J**	**150 J**	**220 J**	**9.3**	**44 J**	**48 J**	**53 J**	**54 J**
Vinyl Chloride	**190**	**7.7**	NE	**120**	**200**	**140**	**290**	**220**	**200**	**83**	NE	**130**	**120**	**150**	**110**

MW-22	04/05/2016	07/19/2016	10/11/2016	04/27/2017	07/18/2017	11/22/2017	03/29/2018	03/29/2018 DUP	07/03/2018	10/09/2018	01/10/2019	04/04/2019	07/09/2019	10/03/2019	05/28/2020	10/27/2020
VOCs																
Cis-1,2-Dichloroethylene	**1500**	**500**	**1000**	**22**	**290**	**1800**	**140**	**200**	**1800**	**42**	**100**	**450**	NE	**410**	**72**	**170**
Dichloroethylenes	**1500**	**500**	**1000**	**22**	**290**	**1800**	**140**	**200 J**	**1800**	**42**	**100**	**450**	NE	**410**	**72**	**170**
Tetrachloroethylene (PCE)	**25**	NE	NE	NE	NE	**15**	NE	NE	**9.6 J**	ND	ND	NE	NE	NE	NE	NE
Trans-1,2-Dichloroethene	ND	ND	ND	ND	ND	**6.2**	ND	ND	ND	ND	ND	ND	ND	ND	ND	ND
Trichloroethylene (TCE)	**44**	**9.8**	**14**	NE	**5.1**	**39**	NE	NE	**22**	ND	ND	**5.2**	NE	NE	NE	NE
Vinyl Chloride	**21 J**	**69**	**110**	**3.2**	**18**	**210**	**15**	**21**	**490**	**45**	**100**	**73**	NE	**62**	**3.7**	**4.7**

MW-21	04/05/2016	07/19/2016	10/11/2016	04/27/2017	07/18/2017	11/22/2017	03/29/2018	07/02/2018	10/09/2018	07/08/2019 DUP	07/08/2019 DUP	10/03/2019	05/28/2020	10/27/2020	01/26/2021	04/28/2021	04/28/2021 DUP	01/26/2022	01/26/2022 DUP	04/28/2022
VOCs																				
Chloroethane	ND	ND	NA	NA	ND	ND	ND	NA	ND	NA	NA	NA	ND	ND	NA	ND	ND	ND	ND	NA
Cis-1,2-Dichloroethylene	**540**	**300**	**300**	**380**	**360**	**240**	**210**	**130**	**27**	**150**	**1600**	**140**	**150**	**43**	**180**	NE	NE	**6.6**	**74**	**76**	**140**	**140**	**20**
Dichloroethylenes	**540**	**300**	**300**	**380**	**360**	**240**	**210**	**130**	**27**	**150**	**1600**	**140**	**150**	**43**	**180**	NE	NE	**6.6**	**75 J**	**77 J**	**140**	**140**	**20**
Trichloroethylene (TCE)	**7**	NE	**5.2**	**5.2**	NE	NE	NE	NE	NE	NE	NE	NE	NE	NE	NE	NE	NE	NE	NE	NE	NE	NE	NE
Vinyl Chloride	**63**	**29**	**58**	**100**	**32**	**29**	**75**	**58**	**6.9**	**730**	**1200**	**90**	**94**	**20**	**92**	NE	NE	**2.1**	**5.2**	**5.7**	**18**	**19**	**2.1**

MW-8	04/06/2016	07/20/2016	10/11/2016	04/27/2017	07/18/2017	11/22/2017	03/30/2018	07/03/2018	10/10/2018	01/10/2019	04/04/2019	07/09/2019	10/03/2019	10/03/2019 DUP
VOCs														
Cis-1,2-Dichloroethylene	**580**	**810**	**750**	**1000**	**880**	**820**	**470**	**350**	**340**	**140**	**880**	**2700**	**2800**	**2500**
Dichloroethylenes	**580**	**810**	**750**	**1000**	**890**	**820**	**470**	**350 J**	**340 J**	**140 J**	**880**	**2700**	**2800**	**2500**
Tetrachloroethylene (PCE)	**22**	**36**	**20**	**19**	**31**	**27**	**16**	**12**	NE	NE	**9.4**	**56**	**61**	**57**
Trans-1,2-Dichloroethene	ND	NE	ND	ND	ND	**5.2**	ND	ND	NE	NE	NE	NE	ND	ND
Trichloroethylene (TCE)	**50**	**68**	**38**	**54**	**85**	**56**	**26**	**21**	**5.3**	**6.8**	**18**	**97**	**90**	**90**
Vinyl Chloride	**19**	**11**	**19**	**34**	**12**	**24**	**26**	**34**	**77**	NE	**4.4 J**	**18 J**	**22**	**25**

MW-19	04/05/2016	07/19/2016	10/11/2016	04/27/2017	07/18/2017	11/22/2017	03/30/2018	07/03/2018	10/10/2018	01/10/2019	04/04/2019	07/09/2019	10/03/2019	05/29/2020	10/27/2020	01/26/2021	01/26/2021 DUP	04/28/2021	10/27/2021
VOCs																			
Cis-1,2-Dichloroethylene	**6.2**	**14**	NE	**26**	**5.8**	**140**	**130**	**180**	**1300**	**570**	**410**	**160**	**280**	**140**	**130**	**39**	**33**	**51**	**24**
Dichloroethylenes	**6.2**	**14**	NE	**26**	**5.8**	**140**	**130**	**180**	**1300**	**570**	**410**	**160**	**280**	**140**	**130**	**39**	**33**	**51**	**24**
Tetrachloroethylene (PCE)	ND	NE	ND	ND	ND	NE	NE	NE	**8.6**	ND	ND	ND	ND	ND	ND	ND	ND	NE	NE
Vinyl Chloride	**2.3**	**6.9**	NE	**7.6**	**2.8**	**23**	**25**	**37**	**230**	**360**	**70**	**20**	**4**	**14**	NE	**13**	**12**	**3.6**	ND

MW-23	04/05/2016	07/20/2016	07/20/2016 DUP	10/11/2016	04/27/2017	07/18/2017	11/22/2017	03/30/2018	07/03/2018	10/10/2018	01/10/2019	04/04/2019	07/09/2019	10/03/2019	05/29/2020	10/27/2020	01/26/2021	04/28/2021	10/27/2021	01/26/2022	04/29/2022
VOCs																					
Cis-1,2-Dichloroethylene	**780**	**850**	**890**	**1200**	**600**	**530**	**700**	**840**	**820**	**430**	**56**	**92**	**180**	**240**	NA	**990**	**890**	**1300**	**17**	**5.7**	NE
Dichloroethylenes	**780**	**850**	**890**	**1200**	**600**	**530**	**700**	**840**	**820**	**430**	**56**	**92**	**180**	**240**	NA	**990**	**890**	**1300**	**17**	**5.7**	NE
Tetrachloroethylene (PCE)	**5.4 J**	**6.3**	**6.3**	**8.4**	NE	NE	NE	NE	NE	NE	NE	NE	NE	NE	NE	**6.2**	**8.2**	**7.6**	NE	NE	NE
Trichloroethylene (TCE)	**12**	**13**	**13**	**17**	**8.4**	**6.4**	**8.6**	**5.6**	**6.2**	NE	NE	NE	NE	NE	NE	**13**	**11**	**11**	NE	NE	NE
Vinyl Chloride	**2.3 J**	NE	NE	**2.3 J**	**4.1 J**	NE	**5.5 J**	**10**	**4.4 J**	**8.5**	NE	NE	NE	NE	NE	**6.6**	**8.7**	**4.2**	**5.2**	NE	ND

MW-24I	04/27/2017	04/27/2017 DUP	07/18/2017	07/18/2017 DUP	11/27/2017	03/29/2018	04/26/2018	06/01/2018	07/02/2018	10/09/2018	01/11/2019	04/05/2019	05/29/2020	10/28/2020	01/25/2021	04/28/2021	10/28/2021	01/26/2022	04/28/2022
VOCs																			
1,1-Dichloroethene	ND	**10 J**	**22 J**	**63 J**	**8.6 J**	ND	ND	ND	ND	ND	ND	ND	ND	ND	ND	ND	ND	ND	ND
1,2-Dichloroethene	ND	ND	ND	ND	ND	ND	ND	ND	ND	ND	ND	**1.3 J**	ND	ND	ND	ND	ND	ND	ND
Bromomethane	NA	NA	ND	ND	ND	ND	ND	ND	ND	NA	ND	**9.1 J**	NA	NA	NA	ND	NA	ND	NA
Chloroethane	NA	NA	ND	ND	ND	ND	ND	ND	ND	NA	NA	**8.1 J**	NA	NA	NA	ND	NA	ND	NA
Chloromethane	ND	ND	ND	ND	ND	ND	ND	ND	ND	ND	ND	**28**	ND	ND	ND	ND	ND	ND	ND
Cis-1,2-Dichloroethylene	**3700**	**7400**	**13000**	**36000**	**4400**	**31**	**32**	**16**	**17**	**240**	**12**	**46**	**200**	**130**	**740**	**100**	**15**	**12**	**7.6**
Dichloroethylenes	**3700**	**7400**	**13000**	**36000**	**4400**	**31**	**32**	**16**	**17**	**240**	**12**	**46**	**200**	**130**	**740**	**100**	**15**	**12**	**7.6**
Methyl Ethyl Ketone (2-Butanone)	ND	ND	ND	ND	ND	NE	ND	ND	ND	ND	ND	ND	ND	ND	**140 J**	NE	ND	ND	ND
Tetrachloroethylene (PCE)	ND	ND	ND	**900**	ND	ND	ND	ND	ND	ND	ND	ND	ND	ND	ND	ND	ND	ND	ND
Trichloroethylene (TCE)	**14 J**	**39 J**	ND	**240**	**19 J**	ND	ND	ND	ND	ND	ND	ND	ND	ND	ND	ND	ND	ND	ND
Vinyl Chloride	**2500**	**2300**	**4300**	**3400**	**1600**	**120**	**120**	**130**	**120**	**1300**	**400**	**3400**	**2600**	**2500**	**4800**	**500**	**100**	**200**	**19**

MW-9	04/06/2016	07/19/2016	10/11/2016	04/27/2017	07/18/2017	11/27/2017	11/27/2017 DUP
VOCs	NE	NE	NE	NE	NE	NE	NE

MW-25I	04/27/2017	07/18/2017	11/27/2017	03/29/2018	04/26/2018	06/01/2018	06/21/2018	10/09/2018	01/10/2019	01/10/2019 DUP	04/05/2019	07/08/2019	10/03/2019	05/28/2020	10/27/2020	01/25/2021	04/28/2021	10/25/2021	01/26/2022	04/29/2022
VOCs																				
Acetone	ND	ND	**70 J**	NE	ND	ND	NE	ND	ND	ND	ND	ND	ND	ND	ND	ND	ND	ND	ND	ND
Chloroethane	NA	**98 J**	ND	NE	NE	**11**	**5.4**	NE	NE	NE	NE	NA	NA	NA	NA	NA	NA	ND	NA	NA
Chloromethane	ND	ND	**19 J**	ND	ND	ND	ND	NE	ND	ND	ND	ND	ND	ND	ND	ND	ND	ND	NA	ND
Cis-1,2-Dichloroethylene	**2900**	**4100**	**1300**	NE	NE	**8.8**	**6**	**8.4**	NE	NE	**5.2**	**33**	**47**	**78**	**520**	**190**	**220**	**26**	**11**	NE
Dichloroethylenes	**2900**	**4100**	**1400**	NE	NE	**8.8**	**6**	**8.4**	NE	NE	**5.2**	**33**	**47**	**78**	**520**	**190**	**220**	**26**	**11**	NE
Trans-1,2-Dichloroethene	ND	ND	**100**	ND	ND	ND	ND	ND	ND	ND	ND	ND	ND	ND	ND	ND	ND	ND	ND	ND
Trichloroethylene (TCE)	ND	ND	**5.8 J**	ND	ND	ND	ND	ND	ND	ND	ND	ND	ND	ND	ND	ND	ND	ND	ND	ND
Vinyl Chloride	**900**	**900**	**66**	**11**	**32**	**190**	**73**	**39**	**6.4**	**5.1**	**11**	**19**	**29**	**39**	**120**	**170**	**160**	**11**	NE	NE

MW-10	04/06/2016	07/19/2016	10/11/2016	04/27/2017	07/18/2017	11/27/2017	03/29/2018	08/21/2018	10/09/2018	01/10/2019	04/04/2019	07/09/2019	10/04/2019	05/28/2020	05/28/2020 DUP	10/27/2020	01/26/2021	04/28/2021	10/27/2021	01/26/2022	04/28/2022
VOCs																					
Cis-1,2-Dichloroethylene	ND	**18**	**630**	NE	NE	**46**	NE	**14**	**500**	**26**	ND	NE	**26**	ND	ND	NE	NE	ND	**220**	**170**	**230**
Dichloroethylenes	ND	**18**	**630**	NE	NE	**46**	NE	**14**	**500**	**26**	ND	NE	**26**	ND	ND	NE	NE	ND	**220**	**170**	**230**
Tetrachloroethylene (PCE)	ND	NE	NE	ND	ND	NE	NE	NE	**16**	NE	NE	NE	NE	NE	NE	NE	NE	ND	**18**	**18**	**30**
Trichloroethylene (TCE)	ND	ND	**100**	ND	ND	ND	ND	ND	ND	ND	ND	ND	ND	ND	ND	ND	ND	ND	**5.9**	**6.7**	**7.8**
Vinyl Chloride	NE	**11**	**130**	**2.9**	**2.6**	**24**	**3.3**	**15**	**160**	**10**	NE	**3.5**	**13**	NE	NE	NE	NE	NE	**100**	**78**	**51**

MW-20	04/06/2016	07/19/2016	10/11/2016	04/27/2017	07/18/2017	11/27/2017	03/29/2018	04/26/2018	06/01/2018	07/02/2018	10/09/2018	01/10/2019	04/04/2019	07/08/2019	10/04/2019	05/29/2020	10/28/2020	01/25/2021	04/28/2021	04/28/2021 DUP	10/27/2021	01/26/2022	04/28/2022	04/28/2022 DUP
VOCs																								
Chloroethane	ND	ND	NA	NA	**7.8 J**	**6.6 J**	NE	ND	ND	NA	ND	ND	NA	NA	NA	NA	ND	NA	ND	ND	NA	ND	NA	NA
Cis-1,2-Dichloroethylene	**9300**	**330**	**1000**	**1600**	**750**	**470**	**47**	**27**	**15**	**8.5**	NE	**1800**	**300**	**180**	NE	**110**	ND	NE	**240**	**230**	**84**	**61**	**41**	**44**
Dichloroethylenes	**9300**	**330**	**1000**	**1600**	**750**	**470**	**48 J**	**27**	**15**	**8.5**	NE	**1800**	**300**	**180**	NE	**110**	ND	NE	**240**	**230**	**84**	**61**	**41**	**44**
Methyl Ethyl Ketone (2-Butanone)	ND	ND	ND	ND	ND	ND	NE	NE	ND	ND	ND	ND	ND	ND	ND	ND	ND	**120**	ND	ND	ND	ND	ND	ND
Trichloroethylene (TCE)	ND	ND	ND	ND	**7.8**	NE	NE	NE	ND	ND	ND	ND	ND	ND	ND	ND	ND	ND	ND	ND	**5.9**	ND	ND	ND
Vinyl Chloride	**1200**	**80**	**660**	**760**	**410**	**370**	**76**	**60**	**41**	**22**	**6.6**	**1300**	**450**	**550**	**26**	**560**	**18**	**23**	**910**	**880**	**200**	**50**	**430**	**390**

MW-02I	04/05/2016	07/19/2016	10/11/2016	10/11/2016 DUP	04/27/2017	07/18/2017	11/27/2017	03/29/2018	04/26/2018	06/01/2018	07/02/2018	10/09/2018	10/09/2018 DUP	01/11/2019	04/05/2019	07/08/2019	10/04/2019	05/28/2020	10/27/2020	01/25/2021	04/28/2021	10/28/2021	01/26/2022	04/29/2022
VOCs																								
1,1,2-Trichloroethane	ND	ND	NA	NA	NA	ND	**8.8**	ND	ND	ND	NA	ND	ND	ND	ND	ND	ND	NA	NA	ND	NA	ND	ND	NA
1,2-Dichloroethane	ND	ND	ND	ND	ND	ND	ND	ND	ND	ND	ND	ND	ND	ND	ND	ND	ND	ND	ND	ND	ND	ND	ND	ND
Acetone	ND	ND	ND	ND	ND	**130**	ND	ND	ND	NE	ND	NE	NE	ND	NE	ND	ND	NE	ND	NE	**64**	**630**	**120**	
Chloromethane	ND	ND	ND	ND	ND	**120**	ND	ND	ND	ND	ND	ND	ND	ND	ND	ND	ND	ND	ND	ND	ND	ND	NA	
Cis-1,2-Dichloroethylene	**2700**	**8700**	**14000**	**14000**	**3600**	**3900**	**610**	NE	**5.9**	**53**	**140**	**140**	**140**	**380**	**320 J**	**260**	**140**	**130**	**170**	**130**	**54**	**40**	**29**	**15**
Dichloroethylenes	**2700**	**8700**	**14000**	**14000**	**3600**	**3900**	**650**	NE	**5.9**	**53**	**140**	**140**	**140**	**380 J**	**320 J**	**260**	**140**	**130**	**170**	**130**	**54**	**40**	**29**	**15**
Methyl Ethyl Ketone (2-Butanone)	ND	ND	ND	ND	ND	ND	ND	NE	ND	ND	ND	ND	ND	ND	ND	ND	ND	ND	ND	**150**	NE	**200**	**640**	**350**
Methylene Chloride	ND	ND	ND	ND	ND	**9.7 J**	ND	ND	ND	ND	ND	ND	ND	ND	ND	ND	ND	ND	ND	ND	ND	ND	ND	ND
Tetrachloroethylene (PCE)	**100**	**45 J**	ND	ND	**170**	**300**	**78**	ND	ND	ND	ND	ND	ND	ND	ND	ND	ND	ND	ND	NE	NE	ND	ND	ND
Trans-1,2-Dichloroethene	ND	ND	ND	ND	**41**	ND	ND	ND	ND	ND	ND	ND	ND	ND	ND	ND	ND	ND	ND	NE	NE	ND	ND	ND
Trichloroethylene (TCE)	**110**	**68 J**	ND	ND	**60**	**64**	**36**	ND	ND	ND	ND	ND	ND	ND	ND	ND	ND	ND	ND	NE	NE	ND	ND	NE
Vinyl Chloride	**230**	**1200**	**2700**	**2800**	**1300**	**2100**	**160**	**54**	**420**	**150**	**310**	**190**	**190**	**310**	**240**	**370**	**610**	**770**	**1400**	**170**	**76**	**44**	**18**	**11**

MW-D2	04/05/2016	07/19/2016	10/11/2016	04/27/2017	07/18/2017	11/27/2017	03/29/2018	04/26/2018	06/01/2018	07/02/2018	10/09/2018	01/11/2019	04/05/2019	07/08/2019	10/04/2019	05/29/2020	10/28/2020	10/28/2020 DUP	01/25/2021	04/28/2021	10/28/2021	04/28/2022
VOCs																						
1,1-Dichloroethene	ND	ND	ND	ND	**58 J**	**20 J**	ND	ND	NE	ND	ND	**6.8 J**	**6.7 J**	ND	ND	**27 J**	**9 J**	**7 J**	ND	ND	ND	NE
Acetone	ND	**360 J**	ND	ND	ND	ND	ND	ND	NE	ND	**55**	ND	ND	ND	ND	ND	ND	ND	NE	NE	NE	NE
Chloromethane	ND	ND	ND	ND	ND	ND	ND	ND	NE	ND	ND	**30 J**	ND	ND	ND	ND	ND	ND	NE	NE	NE	NE
Cis-1,2-Dichloroethylene	**25000**	**15000**	**14000**	**17000**	**33000**	**14000**	**6500**	**1700**	**800**	**370**	**970**	**1200**	**2100**	**3100**	**960**	**15000**	**3900**	**3600**	**44**	**110**	NE	**29**
Dichloroethylenes	**25000**	**15000**	**14000**	**17000**	**33000**	**14000**	**6500**	**1700 J**	**810 J**	**380 J**	**980 J**	**1200**	**2100 J**	**3100 J**	**960**	**15000**	**3900 J**	**3600 J**	**49 J**	**110 J**	NE	**29**
Methyl Ethyl Ketone (2-Butanone)	ND	ND	ND	ND	ND	ND	ND	ND	ND	ND	ND	ND	ND	ND	ND	ND	ND	**100**	**96**	ND	ND	NE
Tetrachloroethylene (PCE)	ND	ND	**97 J**	**300**	**820**	**500**	ND	ND	ND	ND	ND	ND	ND	NE	ND	ND	ND	ND	ND	ND	ND	NE
Trans-1,2-Dichloroethene	ND	ND	ND	ND	ND	ND	**16 J**	**9.4 J**	**6.8 J**	**13 J**	**19**	**22 J**	**20 J**	ND	ND	**23 J**	**18 J**	NE	ND	ND	ND	NE
Trichloroethylene (TCE)	ND	ND	ND	**120 J**	**230**	**210**	ND	ND	NE	ND	ND	ND	ND	ND	ND	**18 J**	ND	NE	ND	ND	ND	NE
Vinyl Chloride	**1800**	**1500**	**2000**	**1300**	**3200**	**4100**	**9500**	**7800**	**6700**	**6600**	**1200**	**9900**	**16000**	**12000**	**4400**	**19000**	**12000**	**13000**	**740**	**3500**	**260**	**30**

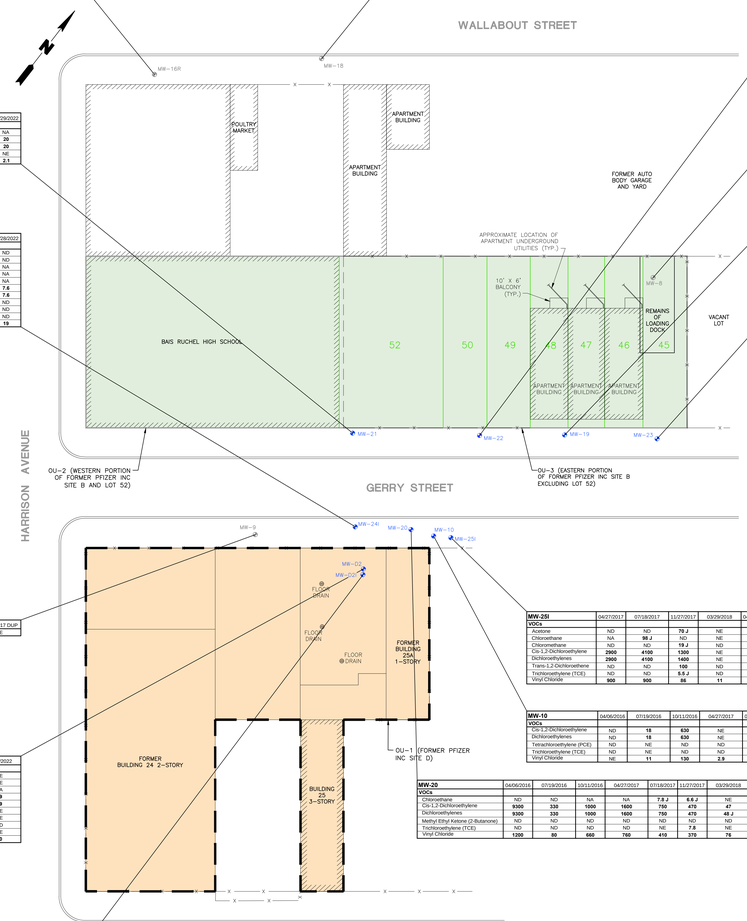

LEGEND

- EXISTING BUILDINGS OR STRUCTURES
- MW-19 — LOCATION AND DESIGNATION OF EXISTING MONITORING WELL
- MW-18 — LOCATION AND DESIGNATION OF DECOMMISSIONED MONITORING WELL
- FORMER PFIZER INC SITE D
- FORMER PFIZER INC SITE B
- FORMER PFIZER PROPERTY LINE
- FENCE
- 50 — TAX LOT AND NUMBER

TYPICAL DATABOX INFORMATION

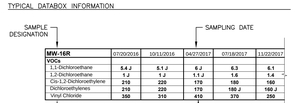

MW-16R	07/20/2016	10/11/2016	04/27/2017	07/18/2017	11/22/2017
VOCs					
1,1-Dichloroethene	**5.4 J**	**5.1 J**	**6 J**	**6.3**	**6.1**
1,2-Dichloroethene	**1 J**	**1 J**	**1.1 J**	**1.6**	**1.4**
Cis-1,2-Dichloroethylene	**210**	**220**	**170**	**180**	**160**
Dichloroethylenes	**210**	**220**	**170**	**180 J**	**160 J**
Vinyl Chloride	**350**	**310**	**410**	**370**	**280**

µg/L – Micrograms per liter

NYSDEC – New York State Department of Environmental Conservation

AWQGVs – Ambient Water–Quality Guidance Values

– – Not detected above NYSDEC AWQGV

J – Estimated value

DUP – Duplicate Sample

VOCs – Volatile Organic Compounds

NA – Not analyzed

ND – Non–detect

NE – No exceedances

Parameter	NYSDEC AWQGVs (µg/L)
VOCs	
1,1,2-Trichloroethane	1
1,1-Dichloroethene	5
1,1-Dichloroethane	5
1,2-Dichloroethane	0.6
Acetone	50
Benzene	1
Bromomethane	5
Chloroethane	5
Chloromethane	5
Cis-1,2-Dichloroethylene	5
Dichloroethylenes	5
Methyl Ethyl Ketone (2-Butanone)	50
Methylene Chloride	5
Tetrachloroethylene (PCE)	5
Trans-1,2-Dichloroethene	5
Trichloroethylene (TCE)	5
Vinyl Chloride	2

CONCENTRATIONS IN µg/L

30' 0 30'

NOTES

CONSTRUCTION ACTIVITIES ONGOING ON SITE D.

Title:

VOCs DETECTED IN GROUNDWATER APRIL 2016 TO APRIL 2022

GROUNDWATER REMEDIATION PROGRESS REPORT

Prepared For:

PFIZER INC
BROOKLYN, NEW YORK

ROUX

Compiled by: J.M.	Date: 13JUN22	PLATE
Prepared by: B.H.C.	Scale: AS SHOWN	1
Project Mgr: J.M.	Project: 0047.00449T47	
File: 0047.00449T47.01.DWG		

V:\2ACTIVE\0047\STUDY\449T47\00449T47.01.DWG