LANGAN

SITE OBSERVATION REPORT

PROJECT No.: 170824801	**CLIENT:**	**DATE:**	Thu., Aug. 27, 2026
PROJECT: 172 Montrose Avenue	Montrose Meserole Borrower LLC	**WEATHER:**	Cloudy, 71-81 F Wind: S 5 mph
LOCATION: Brooklyn, New York		**TIME:**	7:00 am to 3:30 pm

CONTRACTOR'S EQUIPMENT:
Geoprobe 7822DT Drill Rig
Hand Auger
MiniRae 3000 Photoionization Detector (PID) (3)
DustTrak Dust Monitor (2)

PRESENT AT SITE: **Day 004**
Langan: Dylan Morrison
ADT/Cascade (ADT): Devin Miller, Jimmy McGill
SD Builders Group (SD): Andrew Nilsen

OBSERVATIONS, DISCUSSIONS, TEST RESULTS, ETC.:

Langan was on site to conduct special inspections as part of the supplemental waste characterization investigation for the 172 Montrose Avenue project in Brooklyn, New York. The activities observed were as follows:

Site Activities

- ADT used a hand auger to advance soil borings WC02C_N1, WC02C_E1, and WC02C_W3 to 4 feet below grade surface (bgs).
- ADT used a Geoprobe 7822 DT to advance borings WC02C, WC02C_W1, and WC02C_W2 to a termination depth of about 4 feet bgs.
- Soil cuttings were screened for odors, staining, and organic vapors using a photoionization detector (PID). No evidence of impacts was observed. All borings were backfilled with grout to surface grade and capped with concrete after completion of each boring. Excess soil cuttings were drummed and staged on-site for future off-site disposal.

Sampling

- Langan collected soil samples for laboratory analysis. The following samples were analyzed for total and toxicity characteristic leaching procedure (TCLP) Lead.
    - WC02C_3-4
    - WC02C_W1_2-3
    - WC02C_W1_3-4
    - WC02C_W2_2-3
    - WC02C_W2_3-4
    - WC02C_N1_2-3
    - WC02C_N1_3-4
    - WC02C_E1_2-3
    - WC02C_E1_3-4
- Samples were relinquished to Pace Analytical, a New York State Department of Health (NYSDOH) Environmental Laboratory Approval Program (ELAP) laboratory under standard chain-of-custody protocol.

cc: K. Semon, C. Devin, R. Lombino (Langan)	By:	Dylan Morrison **LANGAN**

Community Air Monitoring Program (CAMP) Activities

- Langan performed community air monitoring at the perimeter of the site at two locations (one downwind and one upwind) and included air monitoring for particulate matter for particulates less than 10 micrometers (µm) in diameter (PM10) and volatile organic compounds (VOC). PM10 and VOC concentrations did not exceed the action levels established in the site CAMP. Fugitive dust or odors associated with intrusive activities were not observed.

Material Tracking

- No material was imported to the site.
- No material was exported from the site.

Anticipated Activities

- Langan will continue to collect samples for the supplemental waste characterization.

FIGURE 1: Lead Delineation Boring Location Plan

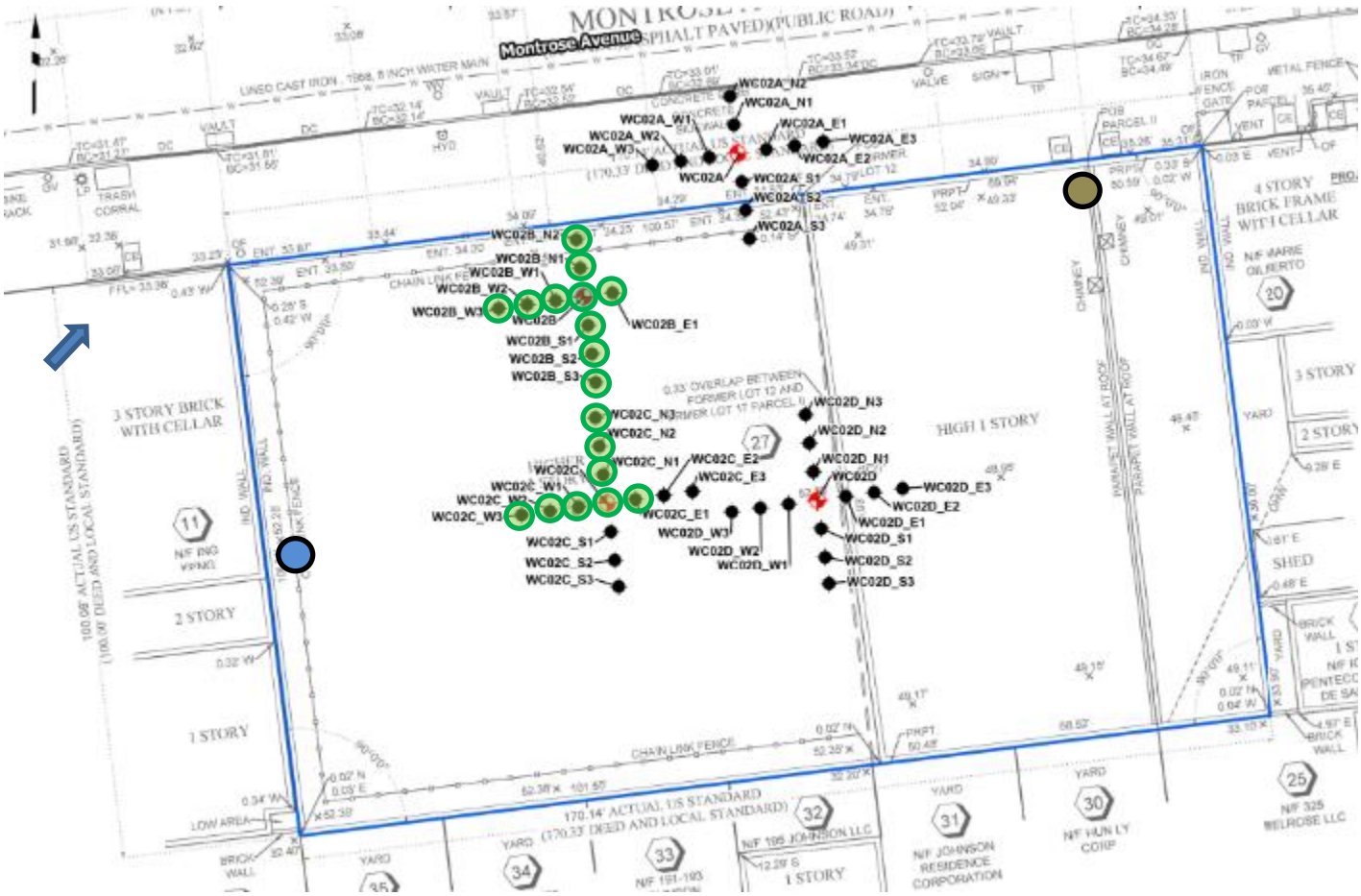

Legend:

- Approximate Site Boundary
- Upwind CAMP Station
- Downwind CAMP Station
- Prevailing Wind Direction
- Completed Boring
- Borings in Progress

cc: K. Semon, C. Devin, R. Lombino	By:	Dylan Morrison **LANGAN**

FIGURE 2: Waste Characterization and VOC Delineation Boring Location Plan

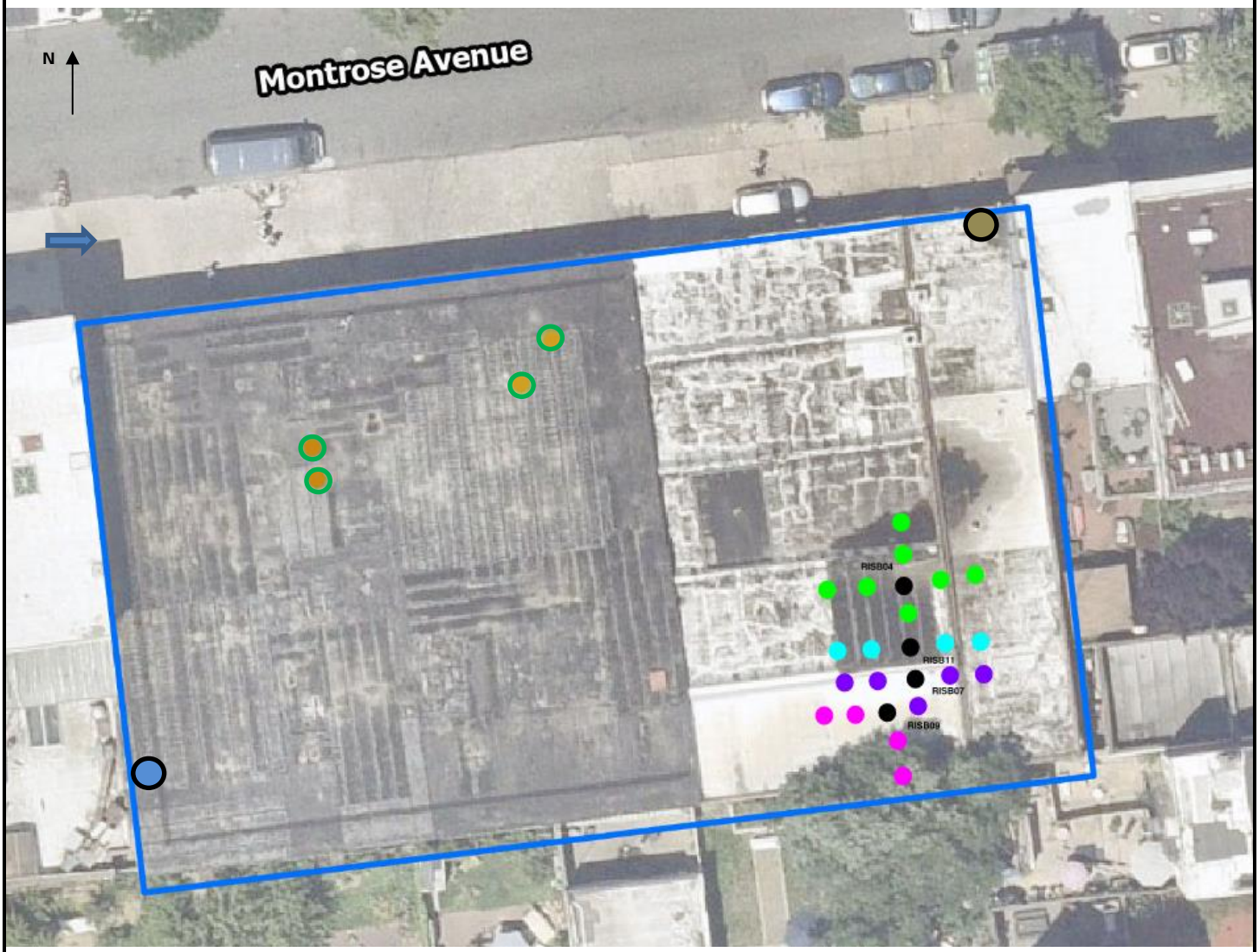

Legend:

- Approximate Site Boundary
- Upwind CAMP Station
- Downwind CAMP Station
- Prevailing Wind Direction
- Completed Boring
- Borings in Progress
- Delineation boring to 10 feet below grade surface (bgs)
- Delineation boring to 8 feet bgs
- Delineation boring to 4 feet bgs
- Delineation boring to 2 feet bgs
- Waste Characterization Boring

cc: K. Semon, C. Devin, R. Lombino	By:	Dylan Morrison **LANGAN**

SITE PHOTOGRAPHS



Photo 1: View of ADT using a Geoprobe to advance boring WC02C_W1 in the western part of the site (facing north).



Photo 2 : View of CAMP station in the southwestern part of the site (facing southwest).

LANGAN

172 Montrose Avenue
170824801
CAMP Data Summary

Date: 8/27/2026
Start: 7:07
End: 14:59
Observer: Dylan Morrison

UPWIND - UW
DOWNWIND - DW

Particulate Monitoring		
	UW	**DW**
Daily Average	0.012	0.020
Minimum 15min Average	0.003	0.016
Maximum 15min Average	0.026	0.028
Exceedance (15min >.15)	NA	0
Minimum 1min Reading	0.002	0.016
Maximum 1min Reading	0.054	0.037

NA - Not applicable, upwind unit used for background concentrations
All reported units are mg/m^3 or milligrams per cubic meter unless specified otherwise

Organic Vapor Monitoring		
	UW	**DW**
Daily Average	0.7	0.0
Minimum 15min Average	0.0	0.0
Maximum 15min Average	2.8	0.1
Exceedance (15min >5)	NA	0
Minimum 1min Reading	0.0	0.0
Maximum 1min Reading	3.0	0.1

NA - Not applicable, upwind unit used for background concentrations
All reported units are ppm or parts per million unless specified otherwise

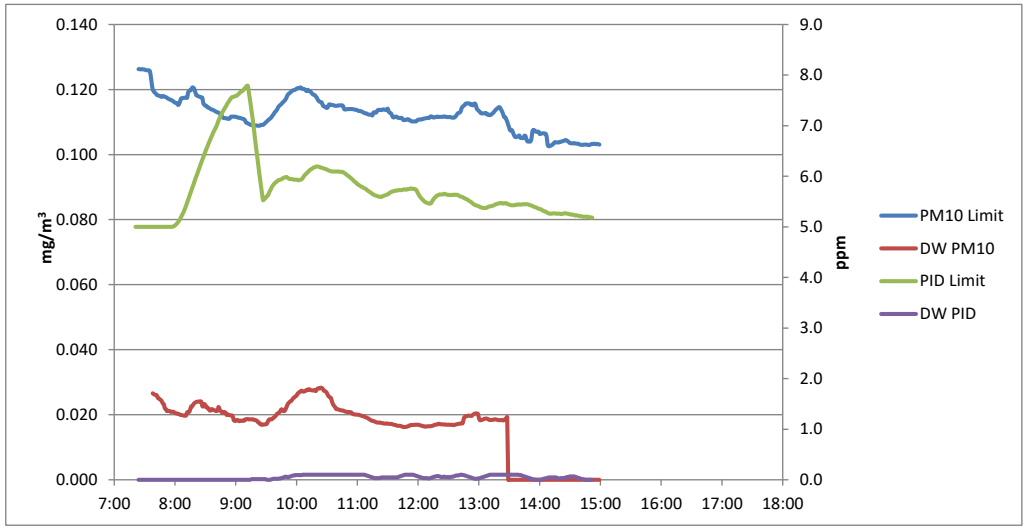

Thursday, August 27, 2026						
Number of Instances Where Downwind Particulates Exceeds Upwind Particulate + 150 =						0
Number of Comparable Data Points =						351
Start Time:						7:10
End Time:						14:59
PARTICULATE DATA						
Upwind			Downwind			Exceeds Particulate Alarm Limits
Time	Concentration (mg/m^3)	15-Minute Average	Time	Concentration (mg/m^3)	15-Minute Average	
7:07	0.068		7:07	-		
7:08	0.024		7:08	-		
7:09	0.022		7:09	-		
7:10	0.023		7:10	0.029		
7:11	0.022		7:11	0.026		
7:12	0.022		7:12	0.03		
7:13	0.021		7:13	0.039		
7:14	0.02		7:14	0.025		
7:15	0.021		7:15	0.025		
7:16	0.021		7:16	0.024		
7:17	0.02		7:17	0.025		
7:18	0.019		7:18	0.023		
7:19	0.019		7:19	0.033		
7:20	0.019		7:20	0.023		
7:21	0.039		7:21	0.026		
7:22	0.054		7:22	0.024		
7:23	0.047		7:23	0.027		
7:24	0.027	0.026	7:24	0.03		
7:25	0.023	0.026	7:25	0.024		
7:26	0.021	0.026	7:26	0.04		
7:27	0.023	0.026	7:27	0.024		
7:28	0.02	0.026	7:28	0.03		
7:29	0.02	0.026	7:29	0.021	0.027	-
7:30	0.02	0.026	7:30	0.021	0.026	-
7:31	0.019	0.026	7:31	0.022	0.026	-
7:32	0.019	0.026	7:32	0.023	0.026	-
7:33	0.019	0.026	7:33	0.022	0.026	-
7:34	0.018	0.026	7:34	0.021	0.025	-
7:35	0.018	0.026	7:35	0.021	0.025	-
7:36	0.018	0.024	7:36	0.021	0.025	-
7:37	0.018	0.022	7:37	0.021	0.025	-
7:38	0.018	0.020	7:38	0.021	0.024	-
7:39	0.018	0.019	7:39	0.02	0.023	-
7:40	0.017	0.019	7:40	0.02	0.023	-
7:41	0.017	0.019	7:41	0.022	0.022	-
7:42	0.017	0.018	7:42	0.02	0.022	-
7:43	0.017	0.018	7:43	0.021	0.021	-
7:44	0.019	0.018	7:44	0.022	0.021	-
7:45	0.018	0.018	7:45	0.021	0.021	-
7:46	0.017	0.018	7:46	0.02	0.021	-
7:47	0.017	0.018	7:47	0.02	0.021	-
7:48	0.023	0.018	7:48	0.023	0.021	-
7:49	0.017	0.018	7:49	0.021	0.021	-
7:50	0.016	0.018	7:50	0.019	0.021	-
7:51	0.016	0.018	7:51	0.018	0.021	-
7:52	0.015	0.017	7:52	0.018	0.020	-
7:53	0.015	0.017	7:53	0.021	0.020	-
7:54	0.015	0.017	7:54	0.018	0.020	-
7:55	0.015	0.017	7:55	0.019	0.020	-
7:56	0.015	0.017	7:56	0.019	0.020	-
7:57	0.015	0.017	7:57	0.019	0.020	-
7:58	0.014	0.016	7:58	0.02	0.020	-
7:59	0.015	0.016	7:59	0.021	0.020	-
8:00	0.015	0.016	8:00	0.02	0.020	-
8:01	0.015	0.016	8:01	0.02	0.020	-
8:02	0.016	0.016	8:02	0.02	0.020	-
8:03	0.015	0.015	8:03	0.038	0.021	-
8:04	0.021	0.016	8:04	0.022	0.021	-
8:05	0.028	0.016	8:05	0.02	0.021	-
8:06	0.03	0.017	8:06	0.029	0.022	-
8:07	0.016	0.017	8:07	0.032	0.023	-
8:08	0.016	0.017	8:08	0.022	0.023	-
8:09	0.016	0.017	8:09	0.026	0.023	-
8:10	0.015	0.017	8:10	0.025	0.024	-
8:11	0.015	0.017	8:11	0.022	0.024	-
8:12	0.015	0.017	8:12	0.022	0.024	-
8:13	0.039	0.019	8:13	0.021	0.024	-
8:14	0.021	0.020	8:14	0.022	0.024	-

PARTICULATE DATA						
Upwind			Downwind			Exceeds Particulate Alarm Limits
Time	Concentration (mg/m^3)	15-Minute Average	Time	Concentration (mg/m^3)	15-Minute Average	
8:15	0.019	0.020	8:15	0.02	0.024	-
8:16	0.016	0.020	8:16	0.021	0.024	-
8:17	0.027	0.021	8:17	0.018	0.024	-
8:18	0.015	0.021	8:18	0.018	0.023	-
8:19	0.015	0.020	8:19	0.02	0.023	-
8:20	0.014	0.019	8:20	0.031	0.023	-
8:21	0.015	0.018	8:21	0.024	0.023	-
8:22	0.014	0.018	8:22	0.022	0.022	-
8:23	0.013	0.018	8:23	0.022	0.022	-
8:24	0.014	0.018	8:24	0.02	0.022	-
8:25	0.014	0.018	8:25	0.018	0.021	-
8:26	0.013	0.018	8:26	0.02	0.021	-
8:27	0.013	0.017	8:27	0.029	0.022	-
8:28	0.013	0.016	8:28	0.02	0.022	-
8:29	0.015	0.015	8:29	0.019	0.021	-
8:30	0.014	0.015	8:30	0.019	0.021	-
8:31	0.016	0.015	8:31	0.018	0.021	-
8:32	0.02	0.015	8:32	0.017	0.021	-
8:33	0.014	0.014	8:33	0.02	0.021	-
8:34	0.012	0.014	8:34	0.037	0.022	-
8:35	0.011	0.014	8:35	0.02	0.022	-
8:36	0.012	0.014	8:36	0.017	0.021	-
8:37	0.013	0.014	8:37	0.017	0.021	-
8:38	0.011	0.014	8:38	0.017	0.021	-
8:39	0.011	0.013	8:39	0.025	0.021	-
8:40	0.011	0.013	8:40	0.017	0.021	-
8:41	0.011	0.013	8:41	0.017	0.021	-
8:42	0.011	0.013	8:42	0.019	0.020	-
8:43	0.011	0.013	8:43	0.022	0.020	-
8:44	0.011	0.013	8:44	0.018	0.020	-
8:45	0.011	0.012	8:45	0.017	0.020	-
8:46	0.011	0.012	8:46	0.017	0.020	-
8:47	0.011	0.011	8:47	0.017	0.020	-
8:48	0.011	0.011	8:48	0.017	0.020	-
8:49	0.011	0.011	8:49	0.018	0.018	-
8:50	0.011	0.011	8:50	0.017	0.018	-
8:51	0.011	0.011	8:51	0.017	0.018	-
8:52	0.011	0.011	8:52	0.02	0.018	-
8:53	0.011	0.011	8:53	0.018	0.018	-
8:54	0.012	0.011	8:54	0.02	0.018	-
8:55	0.019	0.012	8:55	0.017	0.018	-
8:56	0.012	0.012	8:56	0.019	0.018	-
8:57	0.011	0.012	8:57	0.018	0.018	-
8:58	0.011	0.012	8:58	0.023	0.018	-
8:59	0.011	0.012	8:59	0.017	0.018	-
9:00	0.01	0.012	9:00	0.023	0.019	-
9:01	0.01	0.012	9:01	0.017	0.019	-
9:02	0.009	0.011	9:02	0.019	0.019	-
9:03	0.01	0.011	9:03	0.017	0.019	-
9:04	0.01	0.011	9:04	0.017	0.019	-
9:05	0.01	0.011	9:05	0.017	0.019	-
9:06	0.009	0.011	9:06	0.017	0.019	-
9:07	0.01	0.011	9:07	0.02	0.019	-
9:08	0.009	0.011	9:08	0.018	0.019	-
9:09	0.008	0.011	9:09	0.017	0.018	-
9:10	0.009	0.010	9:10	0.017	0.018	-
9:11	0.009	0.010	9:11	0.017	0.018	-
9:12	0.009	0.010	9:12	0.016	0.018	-
9:13	0.008	0.009	9:13	0.016	0.018	-
9:14	0.009	0.009	9:14	0.016	0.018	-
9:15	0.008	0.009	9:15	0.016	0.017	-
9:16	0.009	0.009	9:16	0.016	0.017	-
9:17	0.008	0.009	9:17	0.016	0.017	-
9:18	0.009	0.009	9:18	0.019	0.017	-
9:19	0.01	0.009	9:19	0.017	0.017	-
9:20	0.01	0.009	9:20	0.018	0.017	-
9:21	0.009	0.009	9:21	0.017	0.017	-
9:22	0.009	0.009	9:22	0.025	0.017	-
9:23	0.009	0.009	9:23	0.029	0.018	-
9:24	0.009	0.009	9:24	0.023	0.019	-
9:25	0.012	0.009	9:25	0.018	0.019	-
9:26	0.009	0.009	9:26	0.016	0.019	-
9:27	0.009	0.009	9:27	0.019	0.019	-
9:28	0.012	0.009	9:28	0.02	0.019	-
9:29	0.013	0.010	9:29	0.02	0.019	-

PARTICULATE DATA						
Upwind			Downwind			Exceeds Particulate Alarm Limits
Time	Concentration (mg/m^3)	15-Minute Average	Time	Concentration (mg/m^3)	15-Minute Average	
9:30	0.013	0.010	9:30	0.02	0.020	-
9:31	0.013	0.010	9:31	0.022	0.020	-
9:32	0.013	0.011	9:32	0.022	0.020	-
9:33	0.013	0.011	9:33	0.021	0.020	-
9:34	0.013	0.011	9:34	0.022	0.021	-
9:35	0.015	0.011	9:35	0.023	0.021	-
9:36	0.016	0.012	9:36	0.025	0.022	-
9:37	0.015	0.012	9:37	0.023	0.022	-
9:38	0.016	0.013	9:38	0.023	0.021	-
9:39	0.016	0.013	9:39	0.023	0.021	-
9:40	0.016	0.013	9:40	0.025	0.022	-
9:41	0.017	0.014	9:41	0.026	0.022	-
9:42	0.018	0.015	9:42	0.031	0.023	-
9:43	0.018	0.015	9:43	0.027	0.024	-
9:44	0.017	0.015	9:44	0.025	0.024	-
9:45	0.017	0.016	9:45	0.024	0.024	-
9:46	0.019	0.016	9:46	0.025	0.024	-
9:47	0.017	0.016	9:47	0.029	0.025	-
9:48	0.018	0.017	9:48	0.026	0.025	-
9:49	0.018	0.017	9:49	0.026	0.025	-
9:50	0.024	0.017	9:50	0.027	0.026	-
9:51	0.027	0.018	9:51	0.028	0.026	-
9:52	0.021	0.019	9:52	0.032	0.026	-
9:53	0.02	0.019	9:53	0.027	0.027	-
9:54	0.02	0.019	9:54	0.027	0.027	-
9:55	0.02	0.019	9:55	0.028	0.027	-
9:56	0.021	0.020	9:56	0.029	0.027	-
9:57	0.02	0.020	9:57	0.027	0.027	-
9:58	0.019	0.020	9:58	0.027	0.027	-
9:59	0.019	0.020	9:59	0.026	0.027	-
10:00	0.021	0.020	10:00	0.027	0.027	-
10:01	0.021	0.020	10:01	0.029	0.028	-
10:02	0.018	0.020	10:02	0.027	0.028	-
10:03	0.018	0.020	10:03	0.031	0.028	-
10:04	0.021	0.021	10:04	0.024	0.028	-
10:05	0.02	0.020	10:05	0.025	0.028	-
10:06	0.024	0.020	10:06	0.027	0.028	-
10:07	0.021	0.020	10:07	0.031	0.027	-
10:08	0.018	0.020	10:08	0.028	0.028	-
10:09	0.016	0.020	10:09	0.027	0.028	-
10:10	0.016	0.020	10:10	0.024	0.027	-
10:11	0.027	0.020	10:11	0.037	0.028	-
10:12	0.016	0.020	10:12	0.031	0.028	-
10:13	0.016	0.019	10:13	0.028	0.028	-
10:14	0.016	0.019	10:14	0.025	0.028	-
10:15	0.016	0.019	10:15	0.031	0.028	-
10:16	0.015	0.019	10:16	0.027	0.028	-
10:17	0.016	0.018	10:17	0.023	0.028	-
10:18	0.016	0.018	10:18	0.023	0.027	-
10:19	0.015	0.018	10:19	0.022	0.027	-
10:20	0.015	0.018	10:20	0.022	0.027	-
10:21	0.014	0.017	10:21	0.021	0.027	-
10:22	0.015	0.016	10:22	0.021	0.026	-
10:23	0.015	0.016	10:23	0.022	0.026	-
10:24	0.014	0.016	10:24	0.023	0.025	-
10:25	0.014	0.016	10:25	0.021	0.025	-
10:26	0.013	0.015	10:26	0.021	0.024	-
10:27	0.013	0.015	10:27	0.019	0.023	-
10:28	0.013	0.015	10:28	0.02	0.023	-
10:29	0.013	0.014	10:29	0.02	0.022	-
10:30	0.014	0.014	10:30	0.022	0.022	-
10:31	0.019	0.015	10:31	0.026	0.022	-
10:32	0.028	0.015	10:32	0.022	0.022	-
10:33	0.016	0.015	10:33	0.021	0.022	-
10:34	0.014	0.015	10:34	0.021	0.021	-
10:35	0.014	0.015	10:35	0.02	0.021	-
10:36	0.013	0.015	10:36	0.021	0.021	-
10:37	0.014	0.015	10:37	0.02	0.021	-
10:38	0.013	0.015	10:38	0.02	0.021	-
10:39	0.014	0.015	10:39	0.021	0.021	-
10:40	0.014	0.015	10:40	0.02	0.021	-
10:41	0.014	0.015	10:41	0.02	0.021	-
10:42	0.014	0.015	10:42	0.019	0.021	-
10:43	0.013	0.015	10:43	0.019	0.021	-
10:44	0.013	0.015	10:44	0.02	0.021	-

PARTICULATE DATA						
Upwind			Downwind			Exceeds Particulate Alarm Limits
Time	Concentration (mg/m^3)	15-Minute Average	Time	Concentration (mg/m^3)	15-Minute Average	
10:45	0.014	0.015	10:45	0.021	0.021	-
10:46	0.015	0.015	10:46	0.02	0.020	-
10:47	0.015	0.014	10:47	0.02	0.020	-
10:48	0.014	0.014	10:48	0.02	0.020	-
10:49	0.015	0.014	10:49	0.02	0.020	-
10:50	0.014	0.014	10:50	0.02	0.020	-
10:51	0.014	0.014	10:51	0.02	0.020	-
10:52	0.014	0.014	10:52	0.02	0.020	-
10:53	0.013	0.014	10:53	0.019	0.020	-
10:54	0.014	0.014	10:54	0.019	0.020	-
10:55	0.014	0.014	10:55	0.019	0.020	-
10:56	0.013	0.014	10:56	0.018	0.020	-
10:57	0.013	0.014	10:57	0.018	0.020	-
10:58	0.012	0.014	10:58	0.017	0.019	-
10:59	0.012	0.014	10:59	0.018	0.019	-
11:00	0.013	0.014	11:00	0.019	0.019	-
11:01	0.012	0.013	11:01	0.018	0.019	-
11:02	0.014	0.013	11:02	0.017	0.019	-
11:03	0.014	0.013	11:03	0.017	0.019	-
11:04	0.013	0.013	11:04	0.017	0.018	-
11:05	0.012	0.013	11:05	0.017	0.018	-
11:06	0.011	0.013	11:06	0.019	0.018	-
11:07	0.012	0.013	11:07	0.019	0.018	-
11:08	0.011	0.013	11:08	0.017	0.018	-
11:09	0.014	0.013	11:09	0.017	0.018	-
11:10	0.011	0.012	11:10	0.017	0.018	-
11:11	0.011	0.012	11:11	0.017	0.018	-
11:12	0.012	0.012	11:12	0.018	0.018	-
11:13	0.012	0.012	11:13	0.017	0.018	-
11:14	0.011	0.012	11:14	0.017	0.018	-
11:15	0.011	0.012	11:15	0.018	0.017	-
11:16	0.025	0.013	11:16	0.017	0.017	-
11:17	0.015	0.013	11:17	0.016	0.017	-
11:18	0.012	0.013	11:18	0.016	0.017	-
11:19	0.016	0.013	11:19	0.017	0.017	-
11:20	0.02	0.014	11:20	0.018	0.017	-
11:21	0.013	0.014	11:21	0.018	0.017	-
11:22	0.012	0.014	11:22	0.018	0.017	-
11:23	0.011	0.014	11:23	0.017	0.017	-
11:24	0.013	0.014	11:24	0.017	0.017	-
11:25	0.014	0.014	11:25	0.016	0.017	-
11:26	0.011	0.014	11:26	0.016	0.017	-
11:27	0.011	0.014	11:27	0.016	0.017	-
11:28	0.011	0.014	11:28	0.016	0.017	-
11:29	0.01	0.014	11:29	0.016	0.017	-
11:30	0.018	0.014	11:30	0.016	0.017	-
11:31	0.012	0.013	11:31	0.016	0.017	-
11:32	0.009	0.013	11:32	0.016	0.017	-
11:33	0.01	0.013	11:33	0.016	0.017	-
11:34	0.009	0.012	11:34	0.016	0.017	-
11:35	0.01	0.012	11:35	0.016	0.016	-
11:36	0.01	0.011	11:36	0.016	0.016	-
11:37	0.015	0.012	11:37	0.017	0.016	-
11:38	0.012	0.012	11:38	0.018	0.016	-
11:39	0.012	0.012	11:39	0.017	0.016	-
11:40	0.01	0.011	11:40	0.017	0.016	-
11:41	0.01	0.011	11:41	0.018	0.016	-
11:42	0.011	0.011	11:42	0.017	0.017	-
11:43	0.011	0.011	11:43	0.02	0.017	-
11:44	0.01	0.011	11:44	0.016	0.017	-
11:45	0.01	0.011	11:45	0.017	0.017	-
11:46	0.01	0.011	11:46	0.016	0.017	-
11:47	0.01	0.011	11:47	0.016	0.017	-
11:48	0.01	0.011	11:48	0.017	0.017	-
11:49	0.012	0.011	11:49	0.016	0.017	-
11:50	0.009	0.011	11:50	0.016	0.017	-
11:51	0.01	0.011	11:51	0.016	0.017	-
11:52	0.01	0.010	11:52	0.016	0.017	-
11:53	0.01	0.010	11:53	0.016	0.017	-
11:54	0.01	0.010	11:54	0.016	0.017	-
11:55	0.01	0.010	11:55	0.016	0.017	-
11:56	0.01	0.010	11:56	0.016	0.016	-
11:57	0.011	0.010	11:57	0.017	0.016	-
11:58	0.011	0.010	11:58	0.018	0.016	-
11:59	0.014	0.010	11:59	0.017	0.016	-

PARTICULATE DATA						
Upwind			Downwind			Exceeds Particulate Alarm Limits
Time	Concentration (mg/m^3)	15-Minute Average	Time	Concentration (mg/m^3)	15-Minute Average	
12:00	0.014	0.011	12:00	0.017	0.016	-
12:01	0.01	0.011	12:01	0.017	0.016	-
12:02	0.011	0.011	12:02	0.016	0.016	-
12:03	0.011	0.011	12:03	0.017	0.016	-
12:04	0.011	0.011	12:04	0.017	0.017	-
12:05	0.012	0.011	12:05	0.017	0.017	-
12:06	0.011	0.011	12:06	0.017	0.017	-
12:07	0.011	0.011	12:07	0.019	0.017	-
12:08	0.011	0.011	12:08	0.017	0.017	-
12:09	0.011	0.011	12:09	0.017	0.017	-
12:10	0.01	0.011	12:10	0.016	0.017	-
12:11	0.01	0.011	12:11	0.019	0.017	-
12:12	0.017	0.012	12:12	0.017	0.017	-
12:13	0.012	0.012	12:13	0.016	0.017	-
12:14	0.012	0.012	12:14	0.017	0.017	-
12:15	0.011	0.011	12:15	0.017	0.017	-
12:16	0.011	0.011	12:16	0.016	0.017	-
12:17	0.011	0.011	12:17	0.016	0.017	-
12:18	0.013	0.012	12:18	0.017	0.017	-
12:19	0.012	0.012	12:19	0.016	0.017	-
12:20	0.01	0.012	12:20	0.017	0.017	-
12:21	0.012	0.012	12:21	0.017	0.017	-
12:22	0.011	0.012	12:22	0.019	0.017	-

PARTICULATE DATA						
Upwind			Downwind			Exceeds Particulate Alarm Limits
Time	Concentration (mg/m^3)	15-Minute Average	Time	Concentration (mg/m^3)	15-Minute Average	
12:23	0.011	0.012	12:23	0.017	0.017	-
12:24	0.011	0.012	12:24	0.016	0.017	-
12:25	0.011	0.012	12:25	0.017	0.017	-
12:26	0.011	0.012	12:26	0.017	0.017	-
12:27	0.015	0.012	12:27	0.018	0.017	-
12:28	0.012	0.012	12:28	0.018	0.017	-
12:29	0.011	0.012	12:29	0.018	0.017	-
12:30	0.011	0.012	12:30	0.018	0.017	-
12:31	0.011	0.012	12:31	0.017	0.017	-
12:32	0.011	0.012	12:32	0.017	0.017	-
12:33	0.011	0.011	12:33	0.017	0.017	-
12:34	0.011	0.011	12:34	0.018	0.017	-
12:35	0.011	0.011	12:35	0.017	0.017	-
12:36	0.012	0.011	12:36	0.036	0.019	-
12:37	0.016	0.012	12:37	0.029	0.019	-
12:38	0.017	0.012	12:38	0.019	0.019	-
12:39	0.018	0.013	12:39	0.018	0.020	-
12:40	0.014	0.013	12:40	0.018	0.020	-
12:41	0.013	0.013	12:41	0.018	0.020	-
12:42	0.02	0.013	12:42	0.017	0.020	-
12:43	0.027	0.014	12:43	0.018	0.020	-
12:44	0.018	0.015	12:44	0.018	0.020	-
12:45	0.015	0.015	12:45	0.022	0.020	-
12:46	0.015	0.015	12:46	0.021	0.020	-
12:47	0.017	0.016	12:47	0.019	0.020	-
12:48	0.012	0.016	12:48	0.018	0.020	-
12:49	0.011	0.016	12:49	0.017	0.020	-
12:50	0.011	0.016	12:50	0.017	0.020	-
12:51	0.011	0.016	12:51	0.017	0.019	-
12:52	0.011	0.015	12:52	0.018	0.018	-
12:53	0.019	0.015	12:53	0.019	0.018	-
12:54	0.013	0.015	12:54	0.019	0.018	-
12:55	0.018	0.015	12:55	0.02	0.019	-
12:56	0.018	0.016	12:56	0.02	0.019	-
12:57	0.012	0.015	12:57	0.019	0.019	-
12:58	0.01	0.014	12:58	0.018	0.019	-
12:59	0.013	0.014	12:59	0.018	0.019	-
13:00	0.01	0.013	13:00	0.02	0.019	-
13:01	0.011	0.013	13:01	0.018	0.018	-
13:02	0.011	0.013	13:02	0.018	0.018	-
13:03	0.011	0.013	13:03	0.018	0.018	-
13:04	0.011	0.013	13:04	0.017	0.018	-
13:05	0.011	0.013	13:05	0.018	0.018	-
13:06	0.012	0.013	13:06	0.018	0.019	-
13:07	0.012	0.013	13:07	0.019	0.019	-
13:08	0.012	0.012	13:08	0.018	0.019	-
13:09	0.014	0.012	13:09	0.018	0.018	-
13:10	0.015	0.012	13:10	0.019	0.018	-
13:11	0.017	0.012	13:11	0.019	0.018	-
13:12	0.014	0.012	13:12	0.019	0.018	-
13:13	0.014	0.013	13:13	0.018	0.018	-
13:14	0.017	0.013	13:14	0.019	0.018	-
13:15	0.015	0.013	13:15	0.018	0.018	-
13:16	0.017	0.014	13:16	0.019	0.018	-
13:17	0.016	0.014	13:17	0.023	0.019	-
13:18	0.015	0.014	13:18	0.022	0.019	-
13:19	0.015	0.014	13:19	0.022	0.019	-
13:20	0.014	0.015	13:20	-	-	
13:21	0.009	0.014	13:21	-	-	
13:22	0.003	0.014	13:22	-	-	

Thursday, August 27, 2026						
				Number of Instances Where Downwind VOCs Exceeds Upwind VOCs + 5 =		0
				Number of Comparable Data Points =		449
				Start Time:		7:07
				End Time:		14:52
PID DATA						
Upwind			Downwind			Exceeds VOCs Alarm Limits
Time	VOC (ppm)	15-Minute Average	Time	VOC (ppm)	15-Minute Average	
7:07	0		7:07			
7:08	0		7:08			
7:09	0		7:09			
7:10	0		7:10	0		
7:11	0		7:11	0		
7:12	0		7:12	0		
7:13	0		7:13	0		
7:14	0		7:14	0		
7:15	0		7:15	0		
7:16	0		7:16	0		
7:17	0		7:17	0		
7:18	0		7:18	0		
7:19	0		7:19	0		
7:20	0		7:20	0		
7:21	0	0.0	7:21	0		
7:22	0	0.0	7:22	0		
7:23	0	0.0	7:23	0		
7:24	0	0.0	7:24	0	0.0	-
7:25	0	0.0	7:25	0	0.0	-
7:26	0	0.0	7:26	0	0.0	-
7:27	0	0.0	7:27	0	0.0	-
7:28	0	0.0	7:28	0	0.0	-
7:29	0	0.0	7:29	0	0.0	-
7:30	0	0.0	7:30	0	0.0	-
7:31	0	0.0	7:31	0	0.0	-
7:32	0	0.0	7:32	0	0.0	-
7:33	0	0.0	7:33	0	0.0	-
7:34	0	0.0	7:34	0	0.0	-
7:35	0	0.0	7:35	0	0.0	-
7:36	0	0.0	7:36	0	0.0	-
7:37	0	0.0	7:37	0	0.0	-
7:38	0	0.0	7:38	0	0.0	-
7:39	0	0.0	7:39	0	0.0	-
7:40	0	0.0	7:40	0	0.0	-
7:41	0	0.0	7:41	0	0.0	-
7:42	0	0.0	7:42	0	0.0	-
7:43	0	0.0	7:43	0	0.0	-
7:44	0	0.0	7:44	0	0.0	-
7:45	0	0.0	7:45	0	0.0	-
7:46	0	0.0	7:46	0	0.0	-
7:47	0	0.0	7:47	0	0.0	-
7:48	0	0.0	7:48	0	0.0	-
7:49	0	0.0	7:49	0	0.0	-
7:50	0	0.0	7:50	0	0.0	-
7:51	0	0.0	7:51	0	0.0	-
7:52	0	0.0	7:52	0	0.0	-
7:53	0	0.0	7:53	0	0.0	-
7:54	0	0.0	7:54	0	0.0	-
7:55	0	0.0	7:55	0	0.0	-
7:56	0	0.0	7:56	0	0.0	-
7:57	0	0.0	7:57	0	0.0	-
7:58	0.1	0.0	7:58	0	0.0	-
7:59	0.1	0.0	7:59	0	0.0	-
8:00	0.2	0.0	8:00	0	0.0	-
8:01	0.3	0.0	8:01	0	0.0	-
8:02	0.3	0.1	8:02	0	0.0	-
8:03	0.4	0.1	8:03	0	0.0	-
8:04	0.4	0.1	8:04	0	0.0	-

PID DATA						
Upwind			Downwind			Exceeds VOCs Alarm Limits
Time	VOC (ppm)	15-Minute Average	Time	VOC (ppm)	15-Minute Average	
8:05	0.5	0.2	8:05	0	0.0	-
8:06	0.6	0.2	8:06	0	0.0	-
8:07	0.6	0.2	8:07	0	0.0	-
8:08	0.6	0.3	8:08	0	0.0	-
8:09	0.7	0.3	8:09	0	0.0	-
8:10	0.7	0.4	8:10	0	0.0	-
8:11	0.8	0.4	8:11	0	0.0	-
8:12	0.9	0.5	8:12	0	0.0	-
8:13	0.9	0.5	8:13	0	0.0	-
8:14	1	0.6	8:14	0	0.0	-
8:15	1.1	0.7	8:15	0	0.0	-
8:16	1.1	0.7	8:16	0	0.0	-
8:17	1.2	0.8	8:17	0	0.0	-
8:18	1.2	0.8	8:18	0	0.0	-
8:19	1.3	0.9	8:19	0	0.0	-
8:20	1.4	0.9	8:20	0	0.0	-
8:21	1.4	1.0	8:21	0	0.0	-
8:22	1.4	1.0	8:22	0	0.0	-
8:23	1.5	1.1	8:23	0	0.0	-
8:24	1.5	1.2	8:24	0	0.0	-
8:25	1.6	1.2	8:25	0	0.0	-
8:26	1.6	1.3	8:26	0	0.0	-
8:27	1.7	1.3	8:27	0	0.0	-
8:28	1.7	1.4	8:28	0	0.0	-
8:29	1.8	1.4	8:29	0	0.0	-
8:30	1.9	1.5	8:30	0	0.0	-
8:31	1.9	1.5	8:31	0	0.0	-
8:32	1.9	1.6	8:32	0	0.0	-
8:33	2	1.6	8:33	0	0.0	-
8:34	2	1.7	8:34	0	0.0	-
8:35	2.1	1.7	8:35	0	0.0	-
8:36	2.1	1.8	8:36	0	0.0	-
8:37	2.1	1.8	8:37	0	0.0	-
8:38	2.2	1.9	8:38	0	0.0	-
8:39	2.1	1.9	8:39	0	0.0	-
8:40	2.2	2.0	8:40	0	0.0	-
8:41	2.2	2.0	8:41	0	0.0	-
8:42	2.5	2.0	8:42	0	0.0	-
8:43	2.5	2.1	8:43	0	0.0	-
8:44	2.5	2.1	8:44	0	0.0	-
8:45	2.5	2.2	8:45	0	0.0	-
8:46	2.6	2.2	8:46	0	0.0	-
8:47	2.5	2.3	8:47	0	0.0	-
8:48	2.5	2.3	8:48	0	0.0	-
8:49	2.5	2.3	8:49	0	0.0	-
8:50	2.6	2.4	8:50	0	0.0	-
8:51	2.6	2.4	8:51	0	0.0	-
8:52	2.7	2.4	8:52	0	0.0	-
8:53	2.6	2.5	8:53	0	0.0	-
8:54	2.6	2.5	8:54	0	0.0	-
8:55	2.6	2.5	8:55	0	0.0	-
8:56	2.6	2.6	8:56	0	0.0	-
8:57	2.6	2.6	8:57	0	0.0	-
8:58	2.6	2.6	8:58	0	0.0	-
8:59	2.6	2.6	8:59	0	0.0	-
9:00	2.6	2.6	9:00	0	0.0	-
9:01	2.7	2.6	9:01	0	0.0	-
9:02	2.8	2.6	9:02	0	0.0	-
9:03	2.7	2.6	9:03	0	0.0	-
9:04	2.9	2.7	9:04	0	0.0	-
9:05	2.8	2.7	9:05	0	0.0	-
9:06	2.8	2.7	9:06	0	0.0	-
9:07	2.9	2.7	9:07	0	0.0	-

PID DATA						
Upwind			Downwind			Exceeds VOCs Alarm Limits
Time	VOC (ppm)	15-Minute Average	Time	VOC (ppm)	15-Minute Average	
9:08	3	2.7	9:08	0	0.0	-
9:09	2.9	2.7	9:09	0	0.0	-
9:10	3	2.8	9:10	0	0.0	-
9:11	2.9	2.8	9:11	0	0.0	-
9:12	2.6	2.8	9:12	0	0.0	-
9:13	0.5	2.6	9:13	0	0.0	-
9:14	0.7	2.5	9:14	0	0.0	-
9:15	0.5	2.4	9:15	0.1	0.0	-
9:16	0.5	2.2	9:16	0.1	0.0	-
9:17	0.7	2.1	9:17	0	0.0	-
9:18	0.1	1.9	9:18	0	0.0	-
9:19	0.3	1.7	9:19	0	0.0	-
9:20	0.3	1.6	9:20	0	0.0	-
9:21	0.4	1.4	9:21	0	0.0	-
9:22	0.5	1.3	9:22	0	0.0	-
9:23	0.6	1.1	9:23	0	0.0	-
9:24	0.6	0.9	9:24	0	0.0	-
9:25	0.7	0.8	9:25	0	0.0	-
9:26	0.7	0.6	9:26	0	0.0	-
9:27	0.8	0.5	9:27	0	0.0	-
9:28	0.8	0.5	9:28	0	0.0	-
9:29	0.9	0.6	9:29	0	0.0	-
9:30	0.9	0.6	9:30	0	0.0	-
9:31	0.9	0.6	9:31	0	0.0	-
9:32	0.9	0.6	9:32	0	0.0	-
9:33	0.9	0.7	9:33	0	0.0	-
9:34	0.9	0.7	9:34	0	0.0	-
9:35	0.9	0.8	9:35	0.1	0.0	-
9:36	1	0.8	9:36	0.1	0.0	-
9:37	0.9	0.8	9:37	0.1	0.0	-
9:38	1	0.9	9:38	0	0.0	-
9:39	0.9	0.9	9:39	0	0.0	-
9:40	0.9	0.9	9:40	0	0.0	-
9:41	1	0.9	9:41	0	0.0	-
9:42	1	0.9	9:42	0	0.0	-
9:43	0.9	0.9	9:43	0.1	0.0	-
9:44	1	0.9	9:44	0	0.0	-
9:45	1	0.9	9:45	0.1	0.0	-
9:46	1.1	1.0	9:46	0.1	0.0	-
9:47	1.1	1.0	9:47	0.1	0.0	-
9:48	1	1.0	9:48	0.1	0.1	-
9:49	1	1.0	9:49	0.1	0.1	-
9:50	1	1.0	9:50	0.1	0.1	-
9:51	0.8	1.0	9:51	0	0.1	-
9:52	0.7	1.0	9:52	0.1	0.1	-
9:53	0.8	0.9	9:53	0.1	0.1	-
9:54	0.9	0.9	9:54	0.1	0.1	-
9:55	0.9	0.9	9:55	0.1	0.1	-
9:56	0.9	0.9	9:56	0.1	0.1	-
9:57	0.9	0.9	9:57	0.1	0.1	-
9:58	0.9	0.9	9:58	0.1	0.1	-
9:59	1	0.9	9:59	0.1	0.1	-
10:00	1	0.9	10:00	0.1	0.1	-
10:01	1	0.9	10:01	0.1	0.1	-
10:02	1	0.9	10:02	0.1	0.1	-
10:03	1.1	0.9	10:03	0.1	0.1	-
10:04	1.1	0.9	10:04	0.1	0.1	-
10:05	1.1	0.9	10:05	0.1	0.1	-
10:06	1.1	1.0	10:06	0.1	0.1	-
10:07	1.2	1.0	10:07	0.1	0.1	-
10:08	1.2	1.0	10:08	0.1	0.1	-
10:09	1.2	1.0	10:09	0.1	0.1	-
10:10	1.2	1.1	10:10	0.1	0.1	-

PID DATA						
Upwind			Downwind			Exceeds VOCs Alarm Limits
Time	VOC (ppm)	15-Minute Average	Time	VOC (ppm)	15-Minute Average	
10:11	1.2	1.1	10:11	0.1	0.1	-
10:12	1.2	1.1	10:12	0.1	0.1	-
10:13	1.2	1.1	10:13	0.1	0.1	-
10:14	1.2	1.1	10:14	0.1	0.1	-
10:15	1.2	1.1	10:15	0.1	0.1	-
10:16	1.2	1.2	10:16	0.1	0.1	-
10:17	1.2	1.2	10:17	0.1	0.1	-
10:18	1.2	1.2	10:18	0.1	0.1	-
10:19	1.2	1.2	10:19	0.1	0.1	-
10:20	1.2	1.2	10:20	0.1	0.1	-
10:21	1.1	1.2	10:21	0.1	0.1	-
10:22	1.1	1.2	10:22	0.1	0.1	-
10:23	1.1	1.2	10:23	0.1	0.1	-
10:24	1.1	1.2	10:24	0.1	0.1	-
10:25	1.1	1.2	10:25	0.1	0.1	-
10:26	1.1	1.2	10:26	0.1	0.1	-
10:27	1.1	1.2	10:27	0.1	0.1	-
10:28	1.1	1.1	10:28	0.1	0.1	-
10:29	1.1	1.1	10:29	0.1	0.1	-
10:30	1.1	1.1	10:30	0.1	0.1	-
10:31	1	1.1	10:31	0.1	0.1	-
10:32	1.1	1.1	10:32	0.1	0.1	-
10:33	1.1	1.1	10:33	0.1	0.1	-
10:34	1.1	1.1	10:34	0.1	0.1	-
10:35	1.1	1.1	10:35	0.1	0.1	-
10:36	1.1	1.1	10:36	0.1	0.1	-
10:37	1.1	1.1	10:37	0.1	0.1	-
10:38	1.1	1.1	10:38	0.1	0.1	-
10:39	1.1	1.1	10:39	0.1	0.1	-
10:40	1.1	1.1	10:40	0.1	0.1	-
10:41	1.1	1.1	10:41	0.1	0.1	-
10:42	1.1	1.1	10:42	0.1	0.1	-
10:43	1	1.1	10:43	0.1	0.1	-
10:44	1.1	1.1	10:44	0.1	0.1	-
10:45	1.1	1.1	10:45	0.1	0.1	-
10:46	0.9	1.1	10:46	0.1	0.1	-
10:47	0.9	1.1	10:47	0.1	0.1	-
10:48	0.9	1.1	10:48	0.1	0.1	-
10:49	0.9	1.0	10:49	0.1	0.1	-
10:50	0.8	1.0	10:50	0.1	0.1	-
10:51	0.9	1.0	10:51	0.1	0.1	-
10:52	0.9	1.0	10:52	0.1	0.1	-
10:53	0.8	1.0	10:53	0.1	0.1	-
10:54	0.9	1.0	10:54	0.1	0.1	-
10:55	0.8	0.9	10:55	0.1	0.1	-
10:56	0.8	0.9	10:56	0.1	0.1	-
10:57	0.8	0.9	10:57	0.1	0.1	-
10:58	0.8	0.9	10:58	0.1	0.1	-
10:59	0.8	0.9	10:59	0.1	0.1	-
11:00	0.8	0.8	11:00	0.1	0.1	-
11:01	0.7	0.8	11:01	0.1	0.1	-
11:02	0.7	0.8	11:02	0.1	0.1	-
11:03	0.7	0.8	11:03	0.1	0.1	-
11:04	0.7	0.8	11:04	0.1	0.1	-
11:05	0.7	0.8	11:05	0.1	0.1	-
11:06	0.7	0.8	11:06	0.1	0.1	-
11:07	0.7	0.8	11:07	0.1	0.1	-
11:08	0.7	0.8	11:08	0	0.1	-
11:09	0.7	0.7	11:09	0	0.1	-
11:10	0.5	0.7	11:10	0	0.1	-
11:11	0.6	0.7	11:11	0	0.1	-
11:12	0.6	0.7	11:12	0	0.1	-
11:13	0.6	0.7	11:13	0	0.1	-

PID DATA						
Upwind			Downwind			Exceeds VOCs Alarm Limits
Time	VOC (ppm)	15-Minute Average	Time	VOC (ppm)	15-Minute Average	
11:14	0.6	0.7	11:14	0	0.1	-
11:15	0.5	0.6	11:15	0	0.0	-
11:16	0.6	0.6	11:16	0	0.0	-
11:17	0.5	0.6	11:17	0	0.0	-
11:18	0.6	0.6	11:18	0.1	0.0	-
11:19	0.6	0.6	11:19	0.1	0.0	-
11:20	0.6	0.6	11:20	0.1	0.0	-
11:21	0.6	0.6	11:21	0.1	0.0	-
11:22	0.6	0.6	11:22	0.1	0.0	-
11:23	0.7	0.6	11:23	0.1	0.0	-
11:24	0.7	0.6	11:24	0.1	0.0	-
11:25	0.7	0.6	11:25	0	0.0	-
11:26	0.7	0.6	11:26	0	0.0	-
11:27	0.7	0.6	11:27	0	0.0	-
11:28	0.7	0.6	11:28	0	0.0	-
11:29	0.7	0.6	11:29	0	0.0	-
11:30	0.7	0.6	11:30	0	0.0	-
11:31	0.7	0.7	11:31	0	0.0	-
11:32	0.8	0.7	11:32	0	0.0	-
11:33	0.8	0.7	11:33	0.1	0.0	-
11:34	0.7	0.7	11:34	0.1	0.0	-
11:35	0.7	0.7	11:35	0.1	0.0	-
11:36	0.7	0.7	11:36	0.1	0.0	-
11:37	0.7	0.7	11:37	0.1	0.0	-
11:38	0.7	0.7	11:38	0.1	0.0	-
11:39	0.8	0.7	11:39	0.1	0.0	-
11:40	0.7	0.7	11:40	0.1	0.1	-
11:41	0.8	0.7	11:41	0.1	0.1	-
11:42	0.7	0.7	11:42	0.1	0.1	-
11:43	0.7	0.7	11:43	0.1	0.1	-
11:44	0.7	0.7	11:44	0.1	0.1	-
11:45	0.8	0.7	11:45	0.1	0.1	-
11:46	0.8	0.7	11:46	0.1	0.1	-
11:47	0.8	0.7	11:47	0.1	0.1	-
11:48	0.7	0.7	11:48	0.1	0.1	-
11:49	0.8	0.7	11:49	0.1	0.1	-
11:50	0.8	0.7	11:50	0.1	0.1	-
11:51	0.7	0.7	11:51	0.1	0.1	-
11:52	0.8	0.8	11:52	0.1	0.1	-
11:53	0.8	0.8	11:53	0.1	0.1	-
11:54	0.7	0.8	11:54	0.1	0.1	-
11:55	0.7	0.8	11:55	0.1	0.1	-
11:56	0.7	0.7	11:56	0	0.1	-
11:57	0.7	0.7	11:57	0	0.1	-
11:58	0.5	0.7	11:58	0	0.1	-
11:59	0.2	0.7	11:59	0	0.1	-
12:00	0.2	0.7	12:00	0	0.1	-
12:01	0.3	0.6	12:01	0	0.1	-
12:02	0.3	0.6	12:02	0	0.1	-
12:03	0.4	0.6	12:03	0	0.0	-
12:04	0.4	0.5	12:04	0	0.0	-
12:05	0.5	0.5	12:05	0	0.0	-
12:06	0.4	0.5	12:06	0.1	0.0	-
12:07	0.6	0.5	12:07	0.1	0.0	-
12:08	0.6	0.5	12:08	0.1	0.0	-
12:09	0.6	0.5	12:09	0.1	0.0	-
12:10	0.6	0.5	12:10	0	0.0	-
12:11	0.6	0.5	12:11	0	0.0	-
12:12	0.7	0.5	12:12	0.1	0.0	-
12:13	0.7	0.5	12:13	0.1	0.0	-
12:14	0.7	0.5	12:14	0.1	0.0	-
12:15	0.7	0.5	12:15	0.1	0.1	-
12:16	0.7	0.6	12:16	0.1	0.1	-

PID DATA						
Upwind			Downwind			Exceeds VOCs Alarm Limits
Time	VOC (ppm)	15-Minute Average	Time	VOC (ppm)	15-Minute Average	
12:17	0.6	0.6	12:17	0.1	0.1	-
12:18	0.7	0.6	12:18	0	0.1	-
12:19	0.6	0.6	12:19	0.1	0.1	-
12:20	0.6	0.6	12:20	0	0.1	-
12:21	0.6	0.6	12:21	0	0.1	-
12:22	0.6	0.6	12:22	0	0.1	-
12:23	0.6	0.6	12:23	0	0.1	-
12:24	0.6	0.6	12:24	0.1	0.1	-
12:25	0.7	0.6	12:25	0.1	0.1	-
12:26	0.7	0.7	12:26	0	0.1	-
12:27	0.6	0.6	12:27	0	0.1	-
12:28	0.6	0.6	12:28	0.1	0.1	-
12:29	0.6	0.6	12:29	0.1	0.1	-
12:30	0.7	0.6	12:30	0.1	0.1	-
12:31	0.6	0.6	12:31	0.1	0.1	-
12:32	0.7	0.6	12:32	0.1	0.1	-
12:33	0.6	0.6	12:33	0.1	0.1	-
12:34	0.7	0.6	12:34	0.1	0.1	-
12:35	0.6	0.6	12:35	0.1	0.1	-
12:36	0.6	0.6	12:36	0.1	0.1	-
12:37	0.6	0.6	12:37	0.1	0.1	-
12:38	0.6	0.6	12:38	0.1	0.1	-
12:39	0.6	0.6	12:39	0.1	0.1	-
12:40	0.5	0.6	12:40	0.1	0.1	-
12:41	0.5	0.6	12:41	0.1	0.1	-
12:42	0.5	0.6	12:42	0.1	0.1	-
12:43	0.5	0.6	12:43	0.1	0.1	-
12:44	0.5	0.6	12:44	0	0.1	-
12:45	0.5	0.6	12:45	0.1	0.1	-
12:46	0.5	0.6	12:46	0	0.1	-
12:47	0.5	0.6	12:47	0	0.1	-
12:48	0.5	0.5	12:48	0	0.1	-
12:49	0.5	0.5	12:49	0	0.1	-
12:50	0.4	0.5	12:50	0	0.1	-
12:51	0.4	0.5	12:51	0	0.1	-
12:52	0.4	0.5	12:52	0	0.0	-
12:53	0.4	0.5	12:53	0	0.0	-
12:54	0.3	0.5	12:54	0	0.0	-
12:55	0.3	0.4	12:55	0	0.0	-
12:56	0.3	0.4	12:56	0	0.0	-
12:57	0.4	0.4	12:57	0.1	0.0	-
12:58	0.4	0.4	12:58	0.1	0.0	-
12:59	0.4	0.4	12:59	0.1	0.0	-
13:00	0.4	0.4	13:00	0.1	0.0	-
13:01	0.3	0.4	13:01	0.1	0.0	-
13:02	0.4	0.4	13:02	0.1	0.0	-
13:03	0.4	0.4	13:03	0.1	0.0	-
13:04	0.4	0.4	13:04	0.1	0.1	-
13:05	0.4	0.4	13:05	0.1	0.1	-
13:06	0.4	0.4	13:06	0.1	0.1	-
13:07	0.4	0.4	13:07	0.1	0.1	-
13:08	0.5	0.4	13:08	0.1	0.1	-
13:09	0.5	0.4	13:09	0.1	0.1	-
13:10	0.4	0.4	13:10	0.1	0.1	-
13:11	0.4	0.4	13:11	0.1	0.1	-
13:12	0.4	0.4	13:12	0.1	0.1	-
13:13	0.5	0.4	13:13	0.1	0.1	-
13:14	0.5	0.4	13:14	0.1	0.1	-
13:15	0.5	0.4	13:15	0.1	0.1	-
13:16	0.5	0.4	13:16	0.1	0.1	-
13:17	0.5	0.4	13:17	0.1	0.1	-
13:18	0.5	0.5	13:18	0.1	0.1	-
13:19	0.5	0.5	13:19	0.1	0.1	-

PID DATA						
Upwind			Downwind			Exceeds VOCs Alarm Limits
Time	VOC (ppm)	15-Minute Average	Time	VOC (ppm)	15-Minute Average	
13:20	0.5	0.5	13:20	0.1	0.1	-
13:21	0.4	0.5	13:21	0.1	0.1	-
13:22	0.5	0.5	13:22	0.1	0.1	-
13:23	0.4	0.5	13:23	0.1	0.1	-
13:24	0.4	0.5	13:24	0.1	0.1	-
13:25	0.5	0.5	13:25	0.1	0.1	-
13:26	0.4	0.5	13:26	0.1	0.1	-
13:27	0.4	0.5	13:27	0.1	0.1	-
13:28	0.3	0.5	13:28	0.1	0.1	-
13:29	0.4	0.4	13:29	0.1	0.1	-
13:30	0.4	0.4	13:30	0.1	0.1	-
13:31	0.4	0.4	13:31	0.1	0.1	-
13:32	0.4	0.4	13:32	0.1	0.1	-
13:33	0.5	0.4	13:33	0.1	0.1	-
13:34	0.5	0.4	13:34	0.1	0.1	-
13:35	0.5	0.4	13:35	0.1	0.1	-
13:36	0.5	0.4	13:36	0.1	0.1	-
13:37	0.5	0.4	13:37	0.1	0.1	-
13:38	0.5	0.4	13:38	0.1	0.1	-
13:39	0.5	0.4	13:39	0.1	0.1	-
13:40	0.4	0.4	13:40	0	0.1	-
13:41	0.4	0.4	13:41	0.1	0.1	-
13:42	0.4	0.4	13:42	0	0.1	-
13:43	0.4	0.4	13:43	0	0.1	-
13:44	0.4	0.4	13:44	0	0.1	-
13:45	0.4	0.4	13:45	0	0.1	-
13:46	0.4	0.4	13:46	0	0.1	-
13:47	0.4	0.4	13:47	0	0.1	-
13:48	0.5	0.4	13:48	0	0.0	-
13:49	0.4	0.4	13:49	0	0.0	-
13:50	0.4	0.4	13:50	0	0.0	-
13:51	0.4	0.4	13:51	0	0.0	-
13:52	0.4	0.4	13:52	0	0.0	-
13:53	0.4	0.4	13:53	0	0.0	-
13:54	0.3	0.4	13:54	0	0.0	-
13:55	0.3	0.4	13:55	0	0.0	-
13:56	0.3	0.4	13:56	0	0.0	-
13:57	0.3	0.4	13:57	0	0.0	-
13:58	0.2	0.4	13:58	0	0.0	-
13:59	0.3	0.4	13:59	0	0.0	-
14:00	0.3	0.4	14:00	0	0.0	-
14:01	0.3	0.3	14:01	0	0.0	-
14:02	0.3	0.3	14:02	0.1	0.0	-
14:03	0.2	0.3	14:03	0.1	0.0	-
14:04	0.3	0.3	14:04	0.1	0.0	-
14:05	0.3	0.3	14:05	0.1	0.0	-
14:06	0.3	0.3	14:06	0	0.0	-
14:07	0.2	0.3	14:07	0.1	0.0	-
14:08	0.2	0.3	14:08	0.1	0.0	-
14:09	0.2	0.3	14:09	0.1	0.0	-
14:10	0.2	0.3	14:10	0	0.0	-
14:11	0.3	0.3	14:11	0	0.0	-
14:12	0.3	0.3	14:12	0	0.0	-
14:13	0.3	0.3	14:13	0	0.0	-
14:14	0.3	0.3	14:14	0	0.0	-
14:15	0.3	0.3	14:15	0	0.0	-
14:16	0.2	0.3	14:16	0	0.0	-
14:17	0.3	0.3	14:17	0	0.0	-
14:18	0.2	0.3	14:18	0	0.0	-
14:19	0.3	0.3	14:19	0	0.0	-
14:20	0.3	0.3	14:20	0.1	0.0	-
14:21	0.2	0.3	14:21	0.1	0.0	-
14:22	0.2	0.3	14:22	0.1	0.0	-

PID DATA						
Upwind			Downwind			Exceeds VOCs Alarm Limits
Time	VOC (ppm)	15-Minute Average	Time	VOC (ppm)	15-Minute Average	
14:23	0.3	0.3	14:23	0.1	0.0	-
14:24	0.3	0.3	14:24	0.1	0.0	-
14:25	0.2	0.3	14:25	0.1	0.0	-
14:26	0.3	0.3	14:26	0.1	0.0	-
14:27	0.2	0.3	14:27	0.1	0.1	-
14:28	0.3	0.3	14:28	0	0.1	-
14:29	0.2	0.3	14:29	0.1	0.1	-
14:30	0.2	0.2	14:30	0.1	0.1	-
14:31	0.2	0.2	14:31	0	0.1	-
14:32	0.2	0.2	14:32	0	0.1	-
14:33	0.2	0.2	14:33	0	0.1	-
14:34	0.2	0.2	14:34	0	0.1	-
14:35	0.2	0.2	14:35	0	0.1	-
14:36	0.2	0.2	14:36	0	0.1	-
14:37	0.2	0.2	14:37	0	0.0	-
14:38	0.2	0.2	14:38	0	0.0	-
14:39	0.2	0.2	14:39	0	0.0	-
14:40	0.2	0.2	14:40	0	0.0	-
14:41	0.2	0.2	14:41	0	0.0	-
14:42	0.2	0.2	14:42	0	0.0	-
14:43	0.2	0.2	14:43	0	0.0	-
14:44	0.2	0.2	14:44	0	0.0	-
14:45	0.2	0.2	14:45	0	0.0	-
14:46	0.2	0.2	14:46	0	0.0	-
14:47	0.2	0.2	14:47	0	0.0	-
14:48	0.1	0.2	14:48	0	0.0	-
14:49	0.2	0.2	14:49	0	0.0	-
14:50	0.1	0.2	14:50	0	0.0	-
14:51	0.2	0.2	14:51	0	0.0	-
14:52	0.1	0.2	14:52	0	0.0	-