

MONTHLY STATUS REPORT #1

Reporting Period: January 1, 2026, through February 1, 2026

BCP Site No: C224437

Site Name: 68-72 Freeman Street Site

Site Address: 68-72 Freeman Street, Brooklyn, New York 11222

This Report summarized the activities conducted at the 68-72 Freeman Street Site from January 1, 2026, to February 1, 2026.

Progress Update:

- The Applicant & NYSDEC executed a Brownfield Cleanup Agreement to enroll in the Brownfield Cleanup Program (BCP) under BCP Site Number C224437.
- No activities occurred onsite.

As part of the remedial program, to evaluate the remedy with respect to green and sustainable remediation principles, an environmental footprint analysis was completed. The environmental footprint analysis was completed using an accepted environmental footprint analysis calculator, SEFA (Spreadsheets for Environmental Footprint Analysis, USEPA). Water consumption, greenhouse gas emissions, renewable and non-renewable energy use, waste reduction, and material use were estimated, and goals for the project related to these green and sustainable remediation metrics. The following footprint was calculated at the Site between January 1, 2026, and February 1, 2026.

- As no work was conducted onsite, it was estimated that approximately 0 pounds of greenhouse gas emissions (GHG) emissions (carbon dioxide equivalents of global warming potential), 0 pounds of NO_x emissions, 0 pounds of SO_x emissions, 0 pounds of particulate matter (PM) emissions, and 0 pounds of hazardous air pollutants (HAPs) were emitted during the monthly reporting period at the Site.

Problems or Delays Encountered:

None.

Citizen Participation Activities for Reporting Period:

None.

Citizen Participation Activities for Next Reporting Period:

None.

Planned Activities for the Next Reporting Period:

None.

Project Schedule

Scope of Work	Timeline
Remedial Investigation Work Plan (RIWP) Approval	February-March 2026
Remedial Investigation (RI)	March 2026
Draft RIR and RAWP Submittal to NYSDEC	April-May 2026
45-day Public Comment Period for RIR and RAWP Initiation	June 2026
Public Comment Period for RIR and RAWP Ends	August 2026
Final RIR and RAWP Submitted/DEC Approves and Issues Decision Document	August 2026
Begin Implementation of RAWP	August 2026
Site Management Plan (SMP) and Final Engineering Report Submittal to NYSDEC	2027
Certificate of Completion and Fact Sheet	2027

January (2026) - Energy & Air Compiled Results

Category	Total Energy	GHG	NOx	SOx	PM	NOx + SOx + PM	HAPs
	MMbtus	lbs CO2e	lbs	lbs	lbs	lbs	lbs
On-site (Scope 1)	0	0	0	0	0	0	0
Grid Electricity Generation (Scope 2)	0.000	0	0	0	0	0	0
Transportation (Scope 3a)	0	0	0	0	0	0	0
Other Off-Site (Scope 3b)	0	0	0	0	0	0	0
Remedy Totals	0	0	0	0	0	0	0

Values that are forwarded to the "Summary" tab are indicated in orange.

Voluntary Renewable Energy Use	Unit	Quantity
On-site renewable energy generation or use	MMBtu	0
On-site biodiesel use	MMBtu	0
Biodiesel and other renewable resource use for transportation	MMBtu	0
On-site renewable energy generation or use + on-site biodiesel use + biodiesel and other renewable resource use for transportation	MMBtu	0
Voluntary purchase of renewable electricity	MWh	0
Voluntary purchase of RECs	MWh	0

(This value is the sum of the three rows above)

This worksheet is not intended for user input. Values on this worksheet are obtained from the following file:
 SEFA_calculations_(121718).xlsx

Environmental Footprint Summary

Core Element	Metric		Unit of Measure	Footprint						
				January (2026)	< Component 2 >	< Component 3 >	< Component 4 >	< Component 5 >	< Component 6 >	Total
Materials & Waste	M&W-1	Refined materials used on-site	Tons	0.0	0.0	0.0	0.0	0.0	0.0	0.0
	M&W-2	% of refined materials from recycled or reused material	%							
	M&W-3	Unrefined materials used on-site	Tons	0.000	0.000	0.000	0.000	0.000	0.000	0.0
	M&W-4	% of unrefined materials from recycled or reused material	%							
	M&W-5	On-site hazardous waste disposed of off-site	Tons	0.0	0.0	0.0	0.0	0.0	0.0	0.0
	M&W-6	On-site non-hazardous waste disposed of off-site	Tons	0.0	0.0	0.0	0.0	0.0	0.0	0.0
	M&W-7	Recycled or reused waste	Tons	0.0	0.0	0.0	0.0	0.0	0.0	0.0
	M&W-8	% of total potential waste recycled or reused	%							
Water (used on-site)	W-1	Public water use	MG	0.0	0.0	0.0	0.0	0.0	0.0	0.0
	W-2	Groundwater use	MG	0.0	0.0	0.0	0.0	0.0	0.0	0.0
	W-3	Surface water use	MG	0.0	0.0	0.0	0.0	0.0	0.0	0.0
	W-4	Reclaimed water use	MG	0.0	0.0	0.0	0.0	0.0	0.0	0.0
	W-5	Storm water use	MG	0.0	0.0	0.0	0.0	0.0	0.0	0.0
	W-6	User-defined water resource #1	MG	0.0	0.0	0.0	0.0	0.0	0.0	0.0
	W-7	User-defined water resource #2	MG	0.0	0.0	0.0	0.0	0.0	0.0	0.0
	W-8	Wastewater generated	MG	0.0	0.0	0.0	0.0	0.0	0.0	0.0
Energy	E-1	Total energy used (on-site and off-site)	MMBtu	0.0	0.0	0.0	0.0	0.0	0.0	0.0
	E-2	Energy voluntarily derived from renewable resources								
	E-2A	On-site renewable energy generation or use + on-site biodiesel use + biodiesel and other renewable resource use for transportation	MMBtu	0.0	0.0	0.0	0.0	0.0	0.0	0.0
	E-2B	Voluntary purchase of renewable electricity	MWh	0.0	0.0	0.0	0.0	0.0	0.0	0.0
	E-3	Voluntary purchase of RECs	MWh	0.0	0.0	0.0	0.0	0.0	0.0	0.0
	E-4	On-site grid electricity use	MWh	0.000	0.000	0.000	0.000	0.000	0.000	0.0
Air	A-1	On-site NOx, SOx, and PM emissions	Pounds	0.0	0.0	0.0	0.0	0.0	0.0	0.0
	A-2	On-site HAP emissions	Pounds	0.0	0.0	0.0	0.0	0.0	0.0	0.0
	A-3	Total NOx, SOx, and PM emissions	Pounds	0.0	0.0	0.0	0.0	0.0	0.0	0.0
	A-3A	Total NOx emissions	Pounds	0.0	0.0	0.0	0.0	0.0	0.0	0.0
	A-3B	Total SOx emissions	Pounds	0.0	0.0	0.0	0.0	0.0	0.0	0.0
	A-3C	Total PM emissions	Pounds	0.0	0.0	0.0	0.0	0.0	0.0	0.0
	A-4	Total HAP emissions	Pounds	0.0	0.0	0.0	0.0	0.0	0.0	0.0
	A-5	Total greenhouse gas emissions	Tons CO2e*	0.0	0.0	0.0	0.0	0.0	0.0	0.0
Land & Ecosystems	Qualitative Description									

* Total greenhouse gases emissions (in CO2e) include consideration of CO2, CH4, and N2O (Nitrous oxide) emissions.

"MMBtu" = millions of Btus

"MG" = millions of gallons

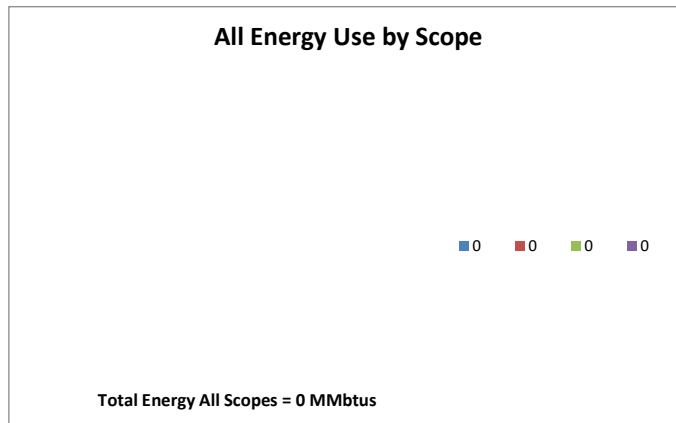
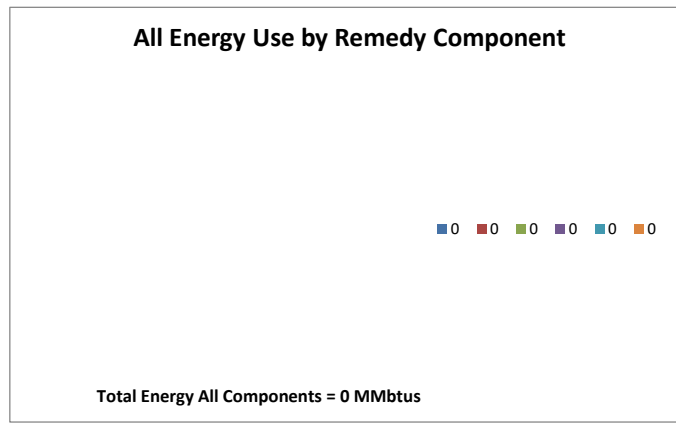

"CO2e" = carbon dioxide equivalents of global warming potential

"MWh" = megawatt hours (i.e., thousands of kilowatt-hours or millions of Watt-hours)

"Tons" = short tons (2,000 pounds)

The above metrics are consistent with EPA's Methodology for Understanding and Reducing a Project's Environmental Footprint (EPA 542-R-12-002), February 2012

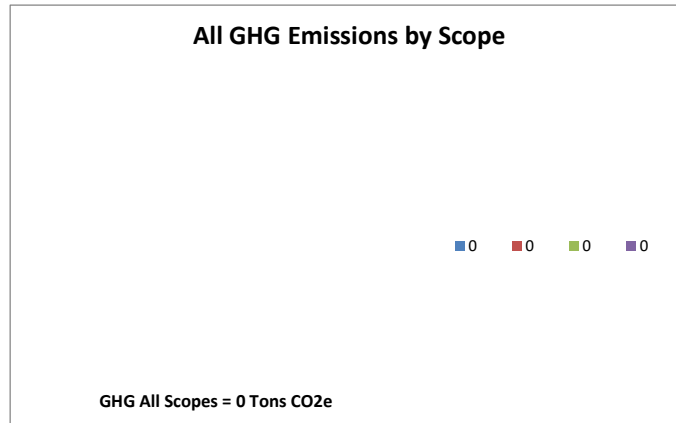
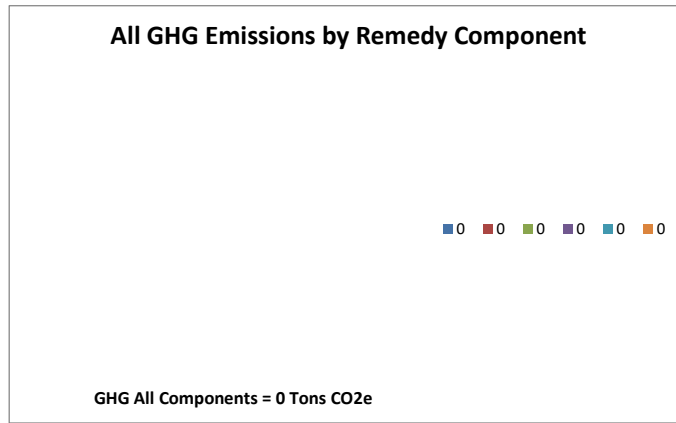

Notes:



Total Energy MMbtus	January (2026)	On-site (Scope 1)	Grid Electricity Generation (Scope 2)	Transportation (Scope 3a)	Other Off-Site (Scope 3b)	Total
	0.0	0.0	0.0	0.0	0.0	0.0
	0.0	0.0	0.0	0.0	0.0	0.0
	0.0	0.0	0.0	0.0	0.0	0.0
	0.0	0.0	0.0	0.0	0.0	0.0
	0.0	0.0	0.0	0.0	0.0	0.0
	0.0	0.0	0.0	0.0	0.0	0.0

#DIV/0! #DIV/0!
 #DIV/0! #DIV/0!
 #DIV/0! #DIV/0!
 #DIV/0! #DIV/0!
 #DIV/0! #DIV/0!
 #DIV/0! #DIV/0!

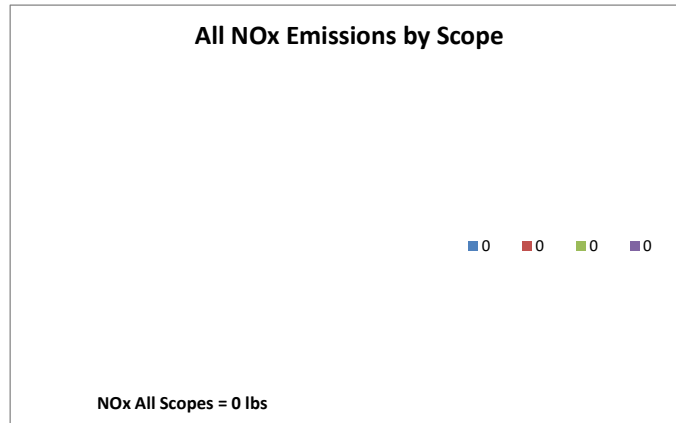
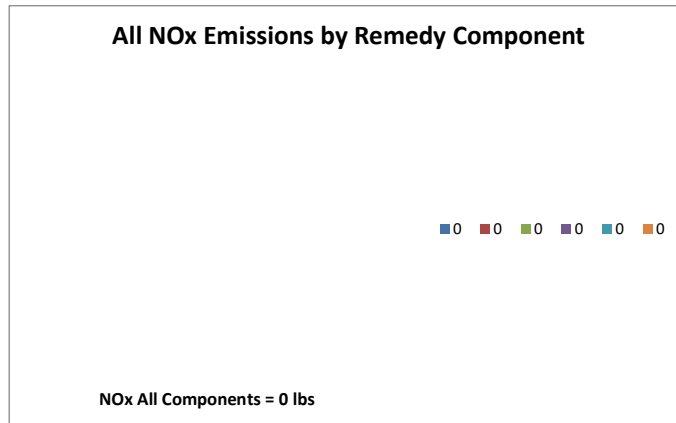

Total Energy All Components = 0 MMbtus
 Total Energy All Scopes = 0 MMbtus



GHG Tons CO2e	January (2026)	On-site (Scope 1)	Grid Electricity Generation (Scope 2)	Transportation (Scope 3a)	Other Off-Site (Scope 3b)	Total
	0.0	0.0	0.0	0.0	0.0	0.0
	0.0	0.0	0.0	0.0	0.0	0.0
	0.0	0.0	0.0	0.0	0.0	0.0
	0.0	0.0	0.0	0.0	0.0	0.0
	0.0	0.0	0.0	0.0	0.0	0.0
	0.0	0.0	0.0	0.0	0.0	0.0
	0.0	0.0	0.0	0.0	0.0	0.0

#DIV/0! #DIV/0!
 #DIV/0! #DIV/0!
 #DIV/0! #DIV/0!
 #DIV/0! #DIV/0!
 #DIV/0! #DIV/0!
 #DIV/0!


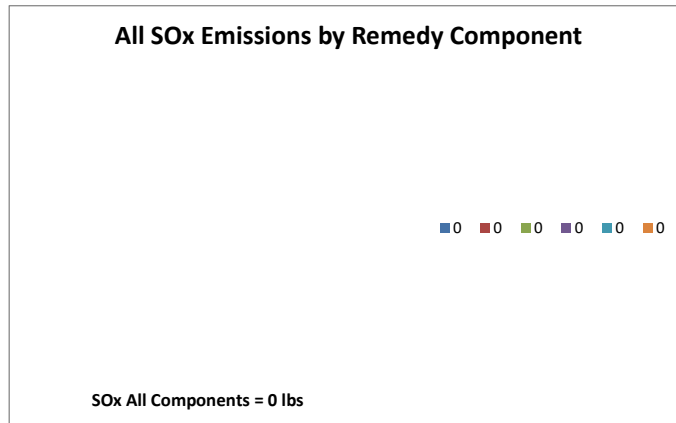

GHG All Components = 0 Tons CO2e
 GHG All Scopes = 0 Tons CO2e



NOx lbs	January (2026)	On-site (Scope 1)	Grid Electricity Generation (Scope 2)	Transportation (Scope 3a)	Other Off-Site (Scope 3b)	Total
On-site (Scope 1)	0.0	0.0	0.0	0.0	0.0	0.0
Grid Electricity Generation (Scope 2)	0.0	0.0	0.0	0.0	0.0	0.0
Transportation (Scope 3a)	0.0	0.0	0.0	0.0	0.0	0.0
Other Off-Site (Scope 3b)	0.0	0.0	0.0	0.0	0.0	0.0
Total	0.0	0.0	0.0	0.0	0.0	0.0

#DIV/0! #DIV/0!
 #DIV/0! #DIV/0!
 #DIV/0! #DIV/0!
 #DIV/0! #DIV/0!
 #DIV/0! #DIV/0!
 #DIV/0!


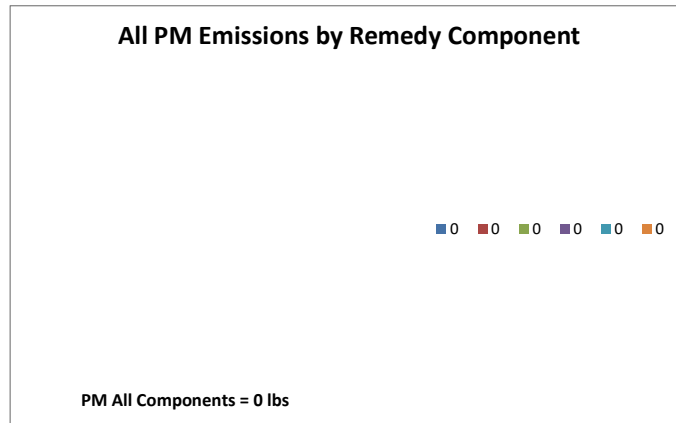

NOx All Components = 0 lbs
 NOx All Scopes = 0 lbs



SOx lbs	January (2026)	On-site (Scope 1)	Grid Electricity Generation (Scope 2)	Transportation (Scope 3a)	Other Off-Site (Scope 3b)	Total
On-site (Scope 1)	0.0	0.0	0.0	0.0	0.0	0.0
Grid Electricity Generation (Scope 2)	0.0	0.0	0.0	0.0	0.0	0.0
Transportation (Scope 3a)	0.0	0.0	0.0	0.0	0.0	0.0
Other Off-Site (Scope 3b)	0.0	0.0	0.0	0.0	0.0	0.0
Total	0.0	0.0	0.0	0.0	0.0	0.0

#DIV/0! #DIV/0!
 #DIV/0! #DIV/0!
 #DIV/0! #DIV/0!
 #DIV/0! #DIV/0!
 #DIV/0! #DIV/0!
 #DIV/0!




SOx All Components = 0 lbs
 SOx All Scopes = 0 lbs



PM lbs	January (2026)	On-site (Scope 1)	Grid Electricity Generation (Scope 2)	Transportation (Scope 3a)	Other Off-Site (Scope 3b)	Total
	0.0	0.0	0.0	0.0	0.0	0.0
	0.0	0.0	0.0	0.0	0.0	0.0
	0.0	0.0	0.0	0.0	0.0	0.0
	0.0	0.0	0.0	0.0	0.0	0.0
	0.0	0.0	0.0	0.0	0.0	0.0
	0.0	0.0	0.0	0.0	0.0	0.0
	0.0	0.0	0.0	0.0	0.0	0.0

#DIV/0! #DIV/0!
 #DIV/0! #DIV/0!
 #DIV/0! #DIV/0!
 #DIV/0! #DIV/0!
 #DIV/0! #DIV/0!
 #DIV/0!

PM All Components = 0 lbs
 PM All Scopes = 0 lbs



HAPs lbs	January (2026)	Component 1	Component 2	Component 3	Component 4	Component 5	Component 6	Total
On-site (Scope 1)	0.0	0.0	0.0	0.0	0.0	0.0	0.0	0.0
Generation (Scope 2)	0.0	0.0	0.0	0.0	0.0	0.0	0.0	0.0
Transportation (Scope 3a)	0.0	0.0	0.0	0.0	0.0	0.0	0.0	0.0
Other Off-Site (Scope 3b)	0.0	0.0	0.0	0.0	0.0	0.0	0.0	0.0
Total	0.0	0.0	0.0	0.0	0.0	0.0	0.0	0.0

#DIV/0!
 #DIV/0!
 #DIV/0!
 #DIV/0!
 #DIV/0!
 #DIV/0!

#DIV/0!
 #DIV/0!

HAPs All Components = 0 lbs
 HAPs All Scopes = 0 lbs